

TCU HORNNED FROGS BASKETBALL



2021-22
TCU WOMEN'S BASKETBALL
FACT BOOK





Table of Contents	IC
Quick Facts	1
2021-22 Schedule	1
Rosters / Roster Breakdown	2
Television / Radio Roster	3
2021-22 TCU Horned Frogs / Pronunciation Guide	4

THE COACHES & STAFF

Head Coach Raegan Pebley	6-8
Associate Head Coach Hanna Howard	9
Associate Coach Britney Brown	10
Assistant Coach Abi Olajuwon	11
Support Staff	12-14

THE PLAYERS

Caroline Germond	16-17
Aahliyah Jackson	18-19
Yummy Morris	20-21
Maddi Puli	22-23
Aaliyah Morgan	24-25
Tavy Diggs	26-27
Aja Holmes	28-29
Lauren Heard	30-31
Michelle Berry	32-33
Kayla Mokwuah	34-35
Patricia Morris	36-37
Okako "Coco" Adika	38
Paige Bradley	38
Evie Goetz	39
Tara Manumaleuga	39
Mariah Roberts	40
DaiJa Turner	40

2020-21 SEASON IN REVIEW

2020-21 Season Notes	42-44
2020-21 Year in Review	45
2020-21 Statistics	46-49
2020-21 Breakdown/Performance List	50

FACT BOOK CREDITS

The 2021-22 TCU Women's Basketball Fact Book publication is a production of the TCU Athletics Communications Office. Design and layout provided by Assistant Director Dameon Myres. Photography courtesy of Gregg and Sharon Ellman of Ellman Photography, Katie Sheets, Leigh Ann Kight, and Michael Clements.

POSTSEASON HISTORY

TCU in the NCAA Tournament	52
NCAA Tournament Box Scores	53-55
NCAA Tournament Records	56
TCU in the WNIT	57
WNIT Box Scores	58-61
WNIT Records	62
TCU in Conference Tournaments	63
Conference Champions	64
Conference Tournament Records	64

AWARDS & HONORS

Retired Jerseys	66
Individual Honors	67-69
Frogs in the Pros	70

SCHOOL RECORDS


The 1,000-Point Club	72-74
Individual Career Records	75-76
Team Single-Game Records	77-80
Team Season Records	81-84
Individual Single-Game Records	85-87
Outstanding Single-Game Performances	88-89
Individual Season Records	90-91
Opp. Team Single-Game Records	92
Opp. Individual Single-Game Records	93-94
Year-by-Year Team Statistics	95
Year-by-Year Individual Leaders	96-98

HOOPS HISTORY

Year-by-Year Summary	100-101
Coaching History	101
All-Time Letterwinners	102-103
All-Time Rosters	104-111
All-Time Series Summary	112-113
All-Time Series vs. Conferences	114-115
All-Time Series History	116-126
All-Time Season Results	127-141
All-Time Standings	142-145
Rankings History	146-149
Overtime History	150

THIS IS TCU

Covering the Horned Frogs	152-153
Ed and Rae Schollmaier Arena	154
Athletics Director Jeremiah Donati	155
TCU Athletics Administration	156
Chancellor Dr. Victor J. Boschini, Jr.	157



GENERAL INFORMATION

Location..... Fort Worth, Texas
 Founded.....1873
 Enrollment..... 11,938
 Colors.....Purple and White
 Nickname..... Horned Frogs
 Home Facility (Capacity) . Ed and Rae Schollmaier Arena (6,700)
 Date Opened.....2015
 Conference..... Big 12 Conference
 Affiliation..... NCAA Division I
 Chancellor.....Dr. Victor J. Boschini Jr.
 Director of Intercollegiate Athletics.....Jeremiah Donati
 Senior Woman’s Administrator..... Kim Johnson
 Faculty Athletics Representative..... Rhonda Hatcher
 Athletics Department Phone.....(817) 257-5658

HISTORY

First Season..... 1977-78 (45th season)
 First NCAA Division I Season.....1982-83 (39th season)
 Record All-Time..... 638-671 (.487)
 Record in NCAA Division I.....563-597 (.485)
 Regular Season Conference Championships.....3
WAC (2000-01)
C-USA (2001-02)
MWC (2009-10)
 Conference Tournament Championships.....3
WAC (2001)
C-USA (2003, 2005)
 Years in NCAA Championships (Last).....9 (2010)
 Record in NCAA Championships.....5-9
 Years in WNIT (Last).....7 (2019)
 Record in WNIT.....13-7

BASKETBALL COACHING STAFF

Head Coach.....Raegan Pebley (Colorado, 1997)
 Record at TCU.....127-93 (8th season)
 Career Record.....283-269 (19th season)
 Associate Head Coach.....Hanna Howard (8th season)
 Associate Coach.....Britney Brown (6th season)
 Assistant Coach.....Abi Olajuwon (4th season)
 Director of Operations.....Angela Gonzaga (8th season)
 Player Development Coordinator..... Leah Foster (4th season)
 Graduate Assistants..... Kinna Ray (1st season)
Ola Akomolafe (1st season)
 Administrative Assistant..... Jodi Clifton
 Office Phone Number.....(817) 257-7962

2020-21 REVIEW

Overall Record..... 10-15
Home: 8-6 | Away: 1-8 | Neutral: 1-1
 Big 12 Record (Finish)..... 4-14 (8th)
 Conference Tournament..... 1-1
W, 75-72, vs. Kansas; L, 55-92, vs. Baylor
 Postseason..... N/A
N/A
 Final AP/USA Today Ranking..... -/-

2021-22 PREVIEW

Letterwinners Returning/Lost..... 11/3
 Starters Returning/Lost..... 5/0
 Returning Redshirts.....1
 Newcomers.....6
 Incoming Freshmen.....4
 4-Year Transfers.....2

ATHLETICS COMMUNICATIONS

Women’s Basketball Contact..... Dameon Myres
 Cell Phone.....(817) 897-5331
 Office Phone.....(817) 257-5367
 Email.....d.myres@tcu.edu
 Office Address..... TCU Box 297600 | Fort Worth, TX 76129
 Athletics Website.....GoFrogs.com
 Twitter.....@TCUWBBasketball
 Facebook...../TCUWBBasketball
 Instagram.....@TCUWBB

TCU HORNEFROGS 2021-22 SCHEDULE

DATE	OPPONENT	LOCATION	TIME
N9	HOUSTON BAPTIST	Fort Worth	6:30 p.m.
N17	at Tulane	New Orleans, La.	6 p.m.
N21	NORTH CAROLINA!	Fort Worth	3:30 p.m.
N26	at St. Mary’s	Moraga, Calif.	2 p.m.
N27	vs. Cal Baptist^	Moraga, Calif.	12 p.m.
D1	SOUTHEASTERN LA.	Fort Worth	6:30 p.m.
D5	FLORIDA\$	Fort Worth	1 p.m.
D12	TEXAS A&M	Fort Worth	1 p.m.
D19	INCARANATE WORD	Fort Worth	1 p.m.
D21	UC-RIVERSIDE	Fort Worth	1 p.m.
D29	DAVIDSON	Fort Worth	6:30 p.m.
J2	KANSAS*	Fort Worth	1 p.m.
J5	at Baylor*	Waco, Texas	7 p.m.
J8	at Iowa State*	Ames, Iowa	TBA
J12	OKLAHOMA STATE*	Fort Worth	6:30 p.m.
J15	at Oklahoma*	Norman, Okla.	1:30 p.m.
J19	TEXAS TECH*	Fort Worth	6:30 p.m.
J22	TEXAS*	Fort Worth	1 p.m.
J29	at Kansas State*	Manhattan, Kan.	6:30 p.m.
F2	WEST VIRGINIA*	Fort Worth	6:30 p.m.
F5	at Kansas*	Lawrence, Kan.	TBA
F9	at Oklahoma State*	Stillwater, Okla.	6:30 p.m.
F12	IOWA STATE*	Fort Worth	1 p.m.
F16	at West Virginia*	Morgantown, W. Va.	7 p.m.
F19	BAYLOR*	Fort Worth	1 p.m.
F23	OKLAHOMA*	Fort Worth	6:30 p.m.
F26	at Texas*	Austin, Texas	TBA
M1	at Texas Tech*	Lubbock, Texas	TBA
M5	KANSAS STATE*	Fort Worth	1 p.m.
M10-13	Big 12 Championship	Kansas City, Mo.	TBA

! - Maggie Dixon Classic | ^ - St. Mary’s Thanksgiving Classic
 \$ - SEC/Big 12 Challenge | * - Big 12 Conference Game

**ROSTER BREAKDOWN****BY CLASS****Graduate Students (3)**

Michelle Berry, Lauren Heard, Aahliyah Jackson

Seniors (5)

Okako Adika, Caroline Germond, Kayla Mokwuah, Patricia Morris, Yummy Morris

Juniors (2)

Tavy Diggs, Tara Manumaleuga

Sophomores (3)

Aja Holmes, Aaliyah Morgan, Maddi Puli

Freshmen (4)

Paige Bradley, Evie Goetz, Mariah Roberts, DaiJa Turner

BY POSITION**Guard (10)**

Okako Adika, Paige Bradley, Tavy Diggs, Caroline Germond, Lauren Heard, Aja Holmes, Aahliyah Jackson, Tara Manumaleuga, Maddi Puli, Mariah Roberts

Forward (8)

Okako Adika, Michelle Berry, Evie Goetz, Aaliyah Morgan, Patricia Morris, Yummy Morris, Maddi Puli, DaiJa Turner

Center (1)

Kayla Mokwuah

BY HOME STATE/COUNTRY**Arkansas (2)**

Aahliyah Jackson, Yummy Morris

Australia (2)

Tara Manumaleuga, Maddi Puli

Denmark (1)

Okako Adika

California (1)

Patricia Morris

Florida (1)

Michelle Berry

France (1)

Caroline Germond

Massachusetts (1)

Kayla Mokwuah

North Carolina (1)

DaiJa Turner

Texas (7)

Paige Bradley, Tavy Diggs, Evie Goetz, Lauren Heard, Aja Holmes, Aaliyah Morgan, Mariah Roberts

NUMERICAL ROSTER

NO.	NAME	P	H	Y	HOMETOWN (PREVIOUS SCHOOL)
0	Caroline Germond	G	5-7	Sr.	Angers, France (South Plains College)
1	Aahliyah Jackson	G	5-10	Gr.	Ft. Smith, Ark. (Texas A&M)
2	Tara Manumaleuga	G	5-10	Jr.	Queensland, Australia (Arizona)
3	Mariah Roberts	G	5-8	Fr.	Arlington, Texas (Martin HS)
4	Okako Adika	G/F	6-0	Sr.	Holstebro, Denmark (Butler)
5	Yummy Morris	F	6-3	Sr.	North Little Rock, Ark. (North Little Rock HS)
10	Paige Bradley	G	5-10	Fr.	Dallas, Texas (Bishop Lynch HS)
11	Maddi Puli	G/F	6-2	R-So.	Werrabee, Australia (Mackillop College)
12	Aaliyah Morgan	F	6-1	So.	Tyler, Texas (Lee HS)
13	Tavy Diggs	G	6-2	Jr.	Richardson, Texas (Plano East HS)
14	Evie Goetz	F	6-1	Fr.	Denton, Texas (Guyer HS)
15	Aja Holmes	G	5-8	So.	Cibolo, Texas (Steele HS)
20	Lauren Heard	G	5-9	Gr.	Denton, Texas (Guyer HS)
21	DaiJa Turner	F	6-3	Fr.	Fayetteville, N.C. (Village Christian Academy)
23	Michelle Berry	F	6-2	Gr.	Miami, Fla. (Virginia Tech)
24	Kayla Mokwuah	C	6-4	Sr.	Longmeadow, Mass (George Washington)
32	Patricia Morris	F	6-7	Sr.	Duarte, Calif. (Oregon State)

ALPHABETICAL ROSTER

NO.	NAME	P	H	Y	HOMETOWN (PREVIOUS SCHOOL)
4	Okako Adika	G/F	6-0	Sr.	Holstebro, Denmark (Butler)
23	Michelle Berry	F	6-2	Gr.	Miami, Fla. (Virginia Tech)
10	Paige Bradley	G	5-10	Fr.	Dallas, Texas (Bishop Lynch HS)
13	Tavy Diggs	G	6-2	Jr.	Richardson, Texas (Plano East HS)
0	Caroline Germond	G	5-7	Sr.	Angers, France (South Plains College)
14	Evie Goetz	F	6-1	Fr.	Denton, Texas (Guyer HS)
20	Lauren Heard	G	5-9	Gr.	Denton, Texas (Guyer HS)
15	Aja Holmes	G	5-8	So.	Cibolo, Texas (Steele HS)
1	Aahliyah Jackson	G	5-10	Gr.	Ft. Smith, Ark. (Texas A&M)
2	Tara Manumaleuga	G	5-10	Jr.	Queensland, Australia (Arizona)
24	Kayla Mokwuah	C	6-4	Sr.	Longmeadow, Mass (George Washington)
12	Aaliyah Morgan	F	6-1	So.	Tyler, Texas (Lee HS)
32	Patricia Morris	F	6-7	Sr.	Duarte, Calif. (Oregon State)
5	Yummy Morris	F	6-3	Sr.	North Little Rock, Ark. (North Little Rock HS)
11	Maddi Puli	G/F	6-2	R-So.	Werrabee, Australia (Mackillop College)
3	Mariah Roberts	G	5-8	Fr.	Arlington, Texas (Martin HS)
21	DaiJa Turner	F	6-3	Fr.	Fayetteville, N.C. (Village Christian Academy)

COACHING & SUPPORT STAFF

POSITION	NAME (YEAR AT TCU [ALMA MATER])
Head Coach	Raegan Pebley (8th Season) [Colorado, 97]
Associate Head Coach	Hanna Howard (8th Season) [Portland, 05]
Associate Coach	Britney Brown (6th Season) [Oklahoma, 07]
Assistant Coach	Abi Olajuwon (4th Season) [Oklahoma, 10]
Player Development Coordinator	Leah Foster (4th Season) [St. Edward's, 06]
Assistant AD, Director of Operations	Angela Gonzaga
Graduate Assistant	Kianna Ray
Graduate Assistant	Adeola Akomolafe
Strength & Conditioning Coach	Taylor Larson
Athletic Trainer	Alissa Schenk



0 | CAROLINE GERMOND
SR | 5-7 | G
Angers, France



1 | AAHLIYAH JACKSON
GR | 5-10 | G
Ft. Smith, Ark.



2 | TARA MANUMALEUGA
JR | 5-10 | G
Queensland, Australia



3 | MARIAH ROBERTS
FR | 5-8 | G
Arlington, Texas




4 | OKAKO "COCO" ADIKA
SR | 6-0 | G/F
Holstebro, Denmark



5 | YUMMY MORRIS
SR | 6-3 | F
North Little Rock, Ark.




10 | PAIGE BRADLEY
FR | 5-10 | G
Dallas, Texas



11 | MADDI PULI
RS-SO | 6-2 | G/F
Werribee, Australia



12 | AALIYAH MORGAN
SO | 6-11 | F
Tyler, Texas



13 | TAVY DIGGS
JR | 6-2 | G
Richardson, Texas



14 | EVIE GOETZ
FR | 6-1 | F
Denton, Texas



15 | AJA HOLMES
SO | 5-8 | G
Cibolo, Texas



20 | LAUREN HEARD
GR | 5-9 | G
Denton, Texas



21 | DAIJA TURNER
FR | 6-3 | F
Fayetteville, N.C.



23 | MICHELLE BERRY
GR | 6-2 | F
Miami, Fla.




24 | KAYLA MOKWUAH
SR | 6-4 | C
Longmeadow, Mass.



32 | PATRICIA MORRIS
SR | 6-7 | F
Duarte, Calif.



RAEGAN PEBLEY
Head Coach
8th Season



HANNA HOWARD
Associate Head Coach
8th Season




BRITNEY BROWN
Associate Coach
6th Season



ABI OLAJUWON
Assistant Coach
4th Season



LEAH FOSTER
Player Dev. Coordinator
4th Season



ANGELA GONZAGA
Director of Operations
8th Season



TAYLOR LARSON
Strength & Conditioning Coach
4th Season



ALISSA SCHENK
Athletic Trainer
2nd Season



BACK ROW: Mariah Roberts (Fr.), Aaliyah Morgan (So.), Tavy Diggs (Jr.), DaiJa Turner (Fr.), Patricia Morris (Sr.), Kayla Mokwuah (Sr.), Yummy Morris (Sr.), Okako “CoCo” Adika (Sr.), Paige Bradley (Fr.).

FRONT ROW: Evie Goetz (Fr.), Maddi Puli (RS-So.), Aahliyah Jackson (Gr.), Lauren Heard (Gr.), Michelle Berry (Gr.), Caroline Germond (Sr.), Tara Manumaleuga (Jr.).

PRONUNCIATION GUIDE

Coach / Player	First Name	Last Name
Raegan Pebley		pea-BLEE
Okako Adika	oh – CAH – co	uh – DEE – kay
Tavy Diggs	TAH – vee (sounds like taffy, but with v’s)	
Caroline Germond		JUHR – mond
Evie Goetz	EH – vee	GETS
Aja Holmes	AH – juh	
Aahliyah Jackson	uhh – LEE – yuh	
Tara Manumaleuga	TAR – uh	Mah – NEW – mal – eh – oon – yuh
Kayla Mokwuah		MOCK – wah
Aaliyah Morgan	uhh – LEE – yuh	
Maddi Puli	mad – EE	PEW – lie

TCU HORNNED FROGS BASKETBALL



COACHES & STAFF

2021-22 TCU WOMEN'S BASKETBALL FACT BOOK





RAEGAN PEBLEY

HEAD COACH

Colorado, '97

at TCU: 127-93 (8th season) | Overall: 283-268 (19th season)

Raegan Pebley is in her eighth season as TCU women's basketball head coach in 2021-22. Pebley led the Horned Frogs to four postseason appearances in her first five seasons, including WNIT Semifinals appearances in both 2017-18 and 2018-19. The 2019-20 squad was on the way to making a postseason appearance prior to the NCAA Tournament being canceled due to the COVID-19 pandemic.

Pebley (pronounced Pee-blee) continues to lead the Frogs in an upward trend, as their 79 total wins over the past four years are ranked fourth-most among all Big 12 teams. Pebley will head into the 2021-22 season having led TCU to an overall record of 127-98 in her seven seasons in Fort Worth, while taking a combined record of 283-268 into her 19th season as a head coach.

The Horned Frogs went 10-15 overall and 4-14 in Big 12 play in what was seen as an abbreviated 2020-21 campaign. The regular season not only started a full month later than normal, but the non-conference slate was scaled down to just six scheduled games - five to six contests short of a normal schedule. The Frogs would end up only playing five non-conference games, as its lone non-conference road game at Missouri was canceled due to COVID-19 protocols. TCU would win all five non-conference home games though, thus extending its home winning streak against non-con foes to 29 straight games.

TCU's Lauren Heard would go onto earn postseason honors, being named All-Big 12 First Team and to the Big 12 All-Defensive Team. Heard became the first Horned Frog to earn back-to-back all-conference first team honors since Zahna Medley was tabbed first team for three consecutive seasons from 2014-16.

The 2019-20 campaign saw the Frogs register a 22-7 overall record and a 13-5 mark in Big 12 play. It marked Pebley's third-consecutive 20-win season, while the 13 Big 12 wins rank most in school history. It also matches the most conference wins for TCU in any league (2000-01, WAC; 2007-08 and 2010-11, MWC). TCU would go onto finish second-place in the Big 12 standings - the highest finish for the Frogs since joining the league in 2012-13.

TCU registered a 24-11 record in 2018-19, coming up just one-win shy of the school's single-season record of 25 victories (2000-01, 2003-04). TCU would, however, set a new program record with 17 home victories in 2018-19. The 2019-20 campaign saw TCU set a new program record with 13 Big 12 Conference victories. The Horned Frogs also managed to register its most road wins in the Pebley era, notching nine victories on the road in 2019-20.

TCU collected its first national ranking in 10 years during the 2017-18 campaign, as well, coming in as high as No. 22. The Frogs then made its way back into the WBCA Top-25 rankings during the 2019-20 season, coming in at No. 25, the week of Feb. 25.

TCU ranked among the Big 12's top teams in 2019-20, ranking first in free throw attempts (621),

third in free throws made (417), second in steals (274), first in steals per game (9.4), second in opponent three-point percentage (.273), and first in forced turnovers (18.62). Three different Horned Frogs would go onto earn All-Big 12 honors, giving TCU at least two players on the All-Big 12 team in four of its first six seasons as a member of the Big 12 Conference.

Heard became what was then just the third Horned Frog in program history to be named to the All-Big 12 First Team, joining Medley (2014, 2015, 2016) and Jordan Moore (2019). Kianna Ray would earn second team honors and Jayde Woods was named honorable mention. TCU has had a total of 17 All-Big 12 performers over the past seven seasons under Pebley, including six first team accolades, three second team honors and eight honorable mention selections.

The 2019-20 campaign also saw Pebley record her 100th victory on the sidelines at TCU. She is just the second coach in school history to boast at least 100 victories at the helm of the Horned Frogs basketball program.

The Frogs went on a tear in the postseason for a second-consecutive year in 2018-19, winning four games in the WNIT before falling on the road to eventual champion Arizona in the semifinals. Pebley's squad dominated the early rounds of the tournament, winning its first four games by an average of 17 points, including three victories at home and an impressive road win at Arkansas.

TCU finished among the top-three teams in the Big 12 in several statistical categories in 2018-19, including scoring defense, blocked shots, assists, turnover margin and steals. The Frogs finished eighth in the NCAA in both total blocked shots (189) and blocked shots per game (5.4) and led the Big 12 in total steals (331), steals per game (9.5) and turnovers forced per game (17.34).

The 2018-19 season was a continuation of a successful climb for TCU under Pebley. The Frogs won 18 games in each of her first two seasons with a WNIT Second Round appearance in 2014-15 followed by appearances in the WNIT Third Round and Semifinals in 2015-16 and 2017-18, respectively. TCU's WNIT victory in 2015 was its first postseason win in seven years.

During the 2017-18 campaign, the Frogs earned their first national ranking since 2010, claiming a spot in the top-25 for three weeks. The ranking came in the midst of a seven-game Big 12 winning streak, the Frogs' best conference winning streak since 2008. During the streak, the Frogs beat No. 7 Texas then knocked off No. 15 West Virginia on the road, marking just the second time in program history TCU won back-to-back games against ranked teams.

The Frogs went on to finish 9-9 in the Big 12 in 2017-18, capping the regular season with a win over Oklahoma in the Big 12 Championship quarterfinal and advancing to the first semifinal since the Frogs joined the Big 12.

THE PEBLEY FILE

Hometown	Orem, Utah
Education	Colorado, '97
Family	Husband, Keith; Son, Joseph; Daughter, Harper

COACHING EXPERIENCE

2014-Present	TCU, Head Coach
2012-14	Fresno State, Head Coach
2003-12	Utah State, Head Coach
1999-01	Colorado State, Assistant Coach
1997-99	George Mason, Assistant Coach

COACHING HIGHLIGHTS

HONORS (AT TCU)

- » Four WNIT appearances
- » 11 postseason wins
- » 15 All-Big 12 selections
- » Big 12 Defensive Player of the Year
- » Big 12 Sixth Man of the Year
- » 31 Academic All-Big 12 selections

HONORS (PRIOR TO TCU)

- » Seven NCAA Tournaments (two as head coach, one as assistant coach, four as player)
- » 12 overall postseason appearances (NCAA and WNIT)
- » WBCA National Coach of the Year Finalist (2001)
- » WAC Coach of the Year (2001)
- » Rebuilt Utah State program that was reinstated in 2003 after 25-year hiatus

PLAYING EXPERIENCE

1998	Cleveland Rockers (WNBA)
1997	Utah Starzz (WNBA)
1994-97	University of Colorado

PLAYING HIGHLIGHTS

- » 106-24 record, four NCAA Tournament appearances in four seasons at Colorado
- » Elite Eight appearance as sophomore
- » Two Sweet Sixteen appearances
- » Finished all four seasons ranked in AP Top 25; two AP top-five finishes
- » 1,045 career points, 701 career rebounds
- » Two-time all-conference, including second-team All-Big 12 in 1997
- » 21st overall selection in 1997 WNBA Draft (Utah Starzz)
- » Played in WNBA's first two seasons (Utah Starzz, Cleveland Rockers)

TCU then played in its third WNIT under Pebley and made a deep run in the tournament, advancing to the semifinal where the Frogs fell on the road to eventual champion Indiana. Along the way, TCU won four games in the tournament, including a pair of road wins, pushing TCU's total to 10 wins away from home in 2017-18, the program's most since 2004-05.

In 2017-18, TCU was the only Big 12 team to finish in the Big 12's top three in field goal, 3-point and free throw percentage. The Frogs averaged 74.8 points and 16.5 assists per game, both the second best in program history, and posted a program-best 1.1 assist-turnover ratio.

Individually, numerous players have flourished in Pebley's system, perhaps none more than TCU's all-time leading scorer, Medley who earned three All-Big 12 First Team honors in her career - two under Pebley - and was the first three-time all-conference first team selection in program history.

Medley finished her career with TCU bests of 1,975 career points, a 15.6 points per game scoring average and 316 made 3-pointers. She finished second in TCU history with 633 made field goals and 510 assists.

Moore's progression throughout her TCU career is indicative of Pebley's teaching ability. The Round Rock, Texas, native finished her career as TCU's all-time leader in field goal percentage, shooting 54.7 percent in her four years in Fort Worth, as well as the single-season leader after shooting 59.0 percent in her senior campaign. She also finished seventh in the TCU record book with 1,514 points, second with 892 rebounds and third with 243 blocks.

Additionally, the Frogs have won both of their Big 12 individual awards under Pebley, most recently with Okonkwo earning the Sixth Man Award in 2017-18. Chelsea Prince was named the Big 12 Defensive Player of the Year in 2014-15, marking the fourth-straight such selection under Pebley.

Off the court, the Frogs have seen incredible success under Pebley. In her seven seasons, TCU student-athletes have earned 31 Academic All-Big 12 honors, that after earning just four in the two years prior to Pebley's arrival.

Included in the 31 selections is a record four first-team selections in 2019-20. Jada Butts was one of the 2016-17 first team selections and became the first Frog to earn Academic All-Big 12 honors in four straight years, while Ray followed in her footsteps, taking home all-academic honors from 2016-20.

Pebley has not only served TCU, but also the women's basketball community as a whole. She is a member of the Kay Yow Cancer Fund Board of Directors, helping guide the Fund's mission to extend and improve the lives of all women battling cancer by raising money for research and assisting the underserved.

She is also a member of the Women's Basketball Coaches Association (WBCA) Board of Directors, helping the Association's mission to improve and advance the game of women's basketball.

TCU officially announced the hiring of Pebley as the program's seventh head coach on April 1, 2014.

Pebley arrived at TCU after spending the previous two seasons at Fresno State where she led the Bulldogs to Mountain West tournament titles and berths into the NCAA Tournament in each of her two seasons. Fresno State compiled a 46-20 (.697) overall record under the direction of Pebley, including a 26-8 (.765) mark in league play, while four Bulldogs earned

All-Mountain West honors, including back-to-back Defensive Player of the Year selections.

Pebley's Fresno State squads featured one of the top defensive units in the country, as the 2012-13 Bulldogs ranked third in the NCAA in steals with 12.9 per game, doing so while only fouling 12.1 times per game to rank No. 7 nationally for the fewest fouls committed per game. The Bulldogs allowed a paltry 62.4 points per contest in the two seasons under Pebley.

The Orem, Utah, native faced a tall task in her first head coaching position, starting the Utah State women's basketball program after its reinstatement in 2003 following a 25-year hiatus. Pebley led the Aggies for nine seasons, building the program from scratch into back-to-back WNIT berths, marking the first postseason appearances in school history.

Pebley garnered WAC Coach of the Year accolades for the 2010-11 season after the Aggies advanced to their first WNIT, where they toppled Arizona, and was a WBCA National Coach of the Year finalist in 2012 after Utah State registered its first-ever 20-win season and returned to the WNIT.

In her nine seasons at Utah State, 12 Aggies earned all-conference honors, including Ashlee Brown, who was named the WAC Defensive Player of the Year in 2012, the first of four straight student-athletes to earn the league's top defensive awards under Pebley. Before taking over the Utah State program, Pebley served as an assistant coach at George Mason from 1997-99 under Jim Lewis and Debbie Taneyhill and at Colorado State from 1999-01 under Tom Collen.

At CSU, the Rams went 48-17 in her two seasons with the team reaching the second round of the NCAA Tournament in 2001 and the semifinals of the WNIT in 2000.

A standout at the University of Colorado, Pebley was selected with the 21st overall pick of the inaugural WNBA Draft in 1997, where she played two seasons with the Cleveland Rockers and Utah Starzz. She has since returned to a role within the league as she regularly serves as the color analyst on television broadcasts for the Dallas Wings.

During her collegiate career at Colorado, Pebley helped lead the Buffs to a 106-24 overall record and four conference championships, including winning the inaugural Big 12 tournament title in 1997. In her career, Pebley earned all-conference accolades twice, including a second team All-Big 12 selection in 1997. She is the first former All-Big 12 selection to return to coach in the league.

CU made two Sweet 16 appearances during her career, including a trip to the Elite Eight during her sophomore season, as the Buffs won a school-record 30 games (30-3 overall). Colorado won 25-straight games that season and finished the year ranked No. 2 in the final AP poll.

Pebley, whose maiden name is Scott, was one of nine players in CU history to score over 1,000 career points (1,045) and collect over 700 rebounds (701). Pebley played under legendary head coach Ceal Barry who was a 2018 inductee into the Women's Basketball Hall of Fame.

Pebley and her husband, Keith, have one son, Joseph, and one daughter, Harper.

PEBLEY'S YEAR-BY-YEAR HEAD COACHING RECORD

YEAR	OVERALL	CONFERENCE	FINISH	TOURN.	POSTSEASON
UTAH STATE					
2002-03	--	--	--	--	
2003-04	5-22	5-13	T8th / Big West	1R	--
2004-05	14-14	9-9	6th / Big West	1R	--
2005-06	3-24	2-14	9th / WAC	1R	--
2006-07	11-18	7-9	6th / WAC	QF	--
2007-08	9-20	5-11	7th / WAC	QF	--
2008-09	16-15	9-7	T5th / WAC	SF	--
2009-10	13-17	5-11	7th / WAC	QF	--
2010-11	18-15	10-6	3rd / WAC	SF	WNIT 2R
2011-12	21-10	11-3	2nd / WAC	SF	WNIT 1R
9 Seasons	110-155	63-83			
FRESNO STATE					
2012-13	24-9	13-3	2nd / MWC	CHAMP	NCAA 1R
2013-14	22-11	13-5	2nd / MWC	CHAMP	NCAA 1R
2 Seasons	46-20	26-8			
TCU					
2014-15	18-14	9-9	T3rd / Big 12	QF	WNIT 2R
2015-16	18-15	8-10	T6th / Big 12	1R	WNIT 3R
2016-17	12-18	4-14	9th / Big 12	1R	-
2017-18	23-13	9-9	5th / Big 12	SF	WNIT SF
2018-19	24-11	10-8	6th / Big 12	QF	WNIT SF
2019-20	22-7	13-5	2nd / Big 12	N/A*	N/A*
2020-21	10-15	4-14	8th / Big 12	QF	-
7 Seasons	127-93	57-69			
OVERALL	283-268	146-171			

* - 2019-20 season abruptly ended due to COVID-19 global pandemic

PEBLEY vs. OPPONENTS

BIG 12 CONFERENCE TEAMS

Baylor	0-16
Iowa State	8-7
Kansas	13-3
Kansas State	8-6
Oklahoma	7-8
Oklahoma State	6-8
Texas	3-13
Texas Tech	9-6
West Virginia	5-9

NON-CONFERENCE TEAMS

Air Force	5-1
Alabama	1-0
Alcorn State	2-0
American	0-1
Arizona	2-1
Arkansas	1-0
Army	2-0
Asbury	1-0
Auburn	1-0
Boise State	13-9
Bowling Green	0-1
Butler	1-1
BYU	0-7
Cal Maritime	1-0
Cal Poly	3-1
Cal State Bakersfield	1-0
Cal State Fullerton	2-3
Cal State Northridge	4-1
California	0-1
Central Arkansas	1-0
Cincinnati	1-0
Colgate	1-0
Colorado	0-1
Colorado State	4-2
Cornell	1-0
Dixie State	0-1
Duquesne	1-0
Eastern Michigan	1-0
Eastern Washington	2-0

Fresno State	2-14
Georgia	0-1
Grambling	2-0
Hampton	1-0
Hawaii	6-8
Houston Baptist	1-0
Idaho	11-10
Idaho State	2-7
Illinois	0-1
Incarnate Word	2-0
Indiana	0-1
IPFW	0-1
Lamar	2-0
Liberty	1-0
Long Beach State	1-4
Louisiana Tech	2-14
LSU	0-1
Massachusetts	0-1
McNeese	1-0
Middle Tennessee State	1-1
Mississippi Valley State	1-0
Missouri State	2-0
Monmouth	0-1
Montana	0-4
Montana State	2-4
Montana State Northern	1-0
Montana Western	1-0
Nevada	11-10
New Mexico	4-0
New Mexico State	9-6
New Orleans	1-0
Nebraska	0-1
Nicholls State	1-0
Notre Dame	0-2
North Dakota State	1-1
Northern Arizona	4-0
Northern Colorado	0-2
Northwestern State	1-0
Ohio	1-0
Ole Miss	1-0
Oral Roberts	2-0
Oregon	0-1
Pacific	2-5
Pepperdine	0-1

Portland	3-3
Portland State	0-2
Prairie View A&M	3-0
Robert Morris	1-0
Saint Louis	0-2
Saint Mary's	2-0
Sam Houston State	4-0
San Diego	0-1
San Diego Christian	1-0
San Diego State	4-2
San Francisco	2-2
San Jose State	12-4
Santa Clara	1-1
Seton Hall	0-1
South Dakota	1-0
Stephen F. Austin	2-0
SMU	6-0
South Dakota State	1-1
Southeastern Louisiana	1-0
Southern	1-0
Southern Miss	0-1
Southern Utah	6-1
Stanford	0-2
Texas A&M	0-6
Texas Southern	2-0
Texas State	3-0
UC Irvine	4-3
UC Merced	1-0
UC Riverside	3-2
UC Santa Barbara	0-4
ULM	1-0
UNLV	6-1
USC	1-1
UT Arlington	2-0
Utah	1-3
Utah State	1-0
Utah Valley	5-3
UTEP	0-1
UTRGV	2-0
Washington State	1-1
Weber State	4-4
Western Michigan	0-1
Wyoming	3-5
Yale	0-1





THE HOWARD FILE

Hometown	Ashland, Ore.
Education	Portland, '05 - Bachelor's Concordia Irvine, '10 - Master's
Family	Son, Mason; Daughter, Maya

COACHING EXPERIENCE

2014-Present	TCU, Associate Head Coach
2013-14	Fresno State, Associate Head Coach
2012-13	Fresno State, Assistant Coach
2010-12	Utah State, Assistant Coach
2007-10	UC San Diego, Assistant Coach

PLAYING EXPERIENCE

2001-05	Portland
---------	----------



HANNA HOWARD

ASSOCIATE HEAD COACH

Portland, '05

8th Season at TCU

Hanna Howard is in her eighth season as associate head coach and defensive coordinator at TCU in 2021-22, while entering her 12th season alongside head coach Raegan Pebley on the sidelines.

The duo has helped their teams reach the postseason in eight of the last 11 years, including WNIT Semifinals appearances in both 2017-18 and 2018-19.

The Frogs have been on an upward trend over the past four seasons, recording 20+ wins in three of those four seasons, which included notching a 24-11 mark in 2018-19 - just one win shy of the school's record 25 victories (2000-01, 2003-04). In addition, TCU also set program records with 17 home victories in 2018-19 and 13 Big 12 Conference wins in 2019-20. The Horned Frogs also managed to register its most road wins in the Pebley era, notching nine victories on the road in 2019-20.

TCU collected its first national ranking in 10 years during the 2017-18 campaign, as well, coming in as high as No. 22. The Frogs then made its way back into the WBCA Top-25 rankings during the 2019-20 season, coming in at No. 25, the week of Feb. 25.

Howard's defensive influence quickly caught on at TCU as the Horned Frogs' 338 steals in 2014-15 were the fifth most in program. The Frogs' defense led the Big 12 by forcing 18.3 turnovers per game that season, en route to what was then a program-best, third-place finish in Big 12 play. Senior Chelsea

Prince set the TCU single-season steals record (103) en route to earning Big 12 Defensive Player of the Year honors in 2014-15, marking the fourth straight season that one of Howard's student-athletes earned conference defensive player of the year honors.

In 2019-20, TCU ranked second in the Big 12 with 274 steals and notched a conference-best 9.4 steals per game. Howard's defense also ranked 19th in the country, second in the Big 12, giving up just an opponent three-point field goal percentage of just .273 on the year.

The Horned Frogs have posted 149 blocks or more in four of the past five seasons, which ranks all four campaigns among TCU's all-time top-10 list. TCU's 189 blocked shots in 2018-19 ranks sixth-most in school history. Individually, senior Jordan Moore ranked second in the Big 12 with 79 blocked shots that season and finished her collegiate career with 243 rejections, good for the third-most in program history. Kianna Ray (2016-20) registered 133 total blocks, which ranks fifth-most in school history.

Prior to coming to TCU, Howard spent two seasons with Pebley at Fresno State, where the Bulldogs made back-to-back NCAA Tournament appearances.

Howard's defensive game plan paid dividends at Fresno State, as the Bulldogs ranked third in the country in steals (12.9 ppg) during the 2012-13 campaign and set a school and Mountain West record with 426 total steals on the season. Fresno State guards Ki-Ki Moore, Taylor Thompson and Rosie Moulton ranked one, two and three in the Mountain West in steals en route to setting the school and league steal records.

Moore was named the 2012-13 Mountain West Defensive Player of the Year and Moulton was named with her on the Mountain West All-Defensive team.

Howard joined the Utah State coaching staff in the summer of 2010 and helped lead the Aggies to back-to-back WNIT appearances in her two seasons in Logan. In her last year at USU, Howard helped direct the Aggies to a school record 21 wins and senior forward Ashlee Brown was named the 2012 WAC Defensive Player of the Year.

Prior to joining Pebley at Utah State, Howard began her career as an assistant at UC San Diego, where the Tritons compiled a 77-22 overall record and rose to as high as No. 3 nationally. Howard starred collegiately at the University of Portland.

Howard earned her master's degree in coaching and athletic administration from Concordia University, Irvine in February 2010. She has two kids, Mason and Maya.





BRITNEY BROWN

ASSOCIATE COACH

Oklahoma, '07

6th Season at TCU

Britney Brown enters her sixth season with the Horned Frogs women's basketball program in 2021-22. The former Oklahoma Sooners product was promoted to associate coach prior to the 2019-20 campaign.

The Frogs have been on an upward trend over the past four seasons, recording 20+ wins in three of those four seasons, which included notching a 24-11 mark in 2018-19 - just one win shy of the school's record 25 victories (2000-01, 2003-04). In addition, TCU also set program records with 17 home victories in 2018-19 and 13 Big 12 Conference wins in 2019-20. The Horned Frogs also managed to register its most road wins in the Pebley era, notching nine victories on the road in 2019-20.

TCU collected its first national ranking in 10 years during the 2017-18 campaign, as well, coming in as high as No. 22. The Frogs then made its way back into the WBCA Top-25 rankings during the 2019-20 season, coming in at No. 25, the week of Feb. 25.

Working primarily with TCU's guards, Brown has been instrumental in the growth of TCU's young guard corps. Kianna Ray was named All-Big 12 Honorable Mention as a sophomore in 2017-18 after leading the Frogs in assists and steals, while ranking second in blocks. Following the 2018-19 season, both Ray and Lauren Heard finished among the top-15 of all Big 12 players in assists, assist/turnover ratio and steals. Heard (first team) and Ray (second team), would go onto earn All-Big 12 honors following the 2019-20 season.

Brown's influence was also seen in veteran guards such as Jada Butts and Toree Thompson. In her lone season under Brown, Butts averaged 12.2 points and 2.6 assists per game, that after averaging 6.5 points and 1.2 assists in her first three seasons. Thompson, who played two of her three seasons at TCU under Brown, shot 36.7 percent from deep in her TCU career to rank eighth in program history.

Also making strides under Brown was Jayde Woods, who posted career-highs in both scoring (10.5 ppg) and rebounding (3.9 rpg). The previous season, Woods had only averaged 2.6 rebounds and 5.7 points per game.

Brown arrived at TCU after serving one season as an assistant coach and recruiting coordinator at Nebraska, helping lead the Cornhuskers to the WNIT.

Prior to arriving at Nebraska, Brown spent four seasons as an assistant coach at Tulsa. In her first season at Tulsa in 2011-12, Brown helped the Hurricane to an eight-game

improvement in the win column and their best Conference USA finish since 2005-06. A year later, Brown played a key role in helping the Hurricane capture the 2013 Conference USA Tournament title and advance to the NCAA Tournament. Tulsa finished with 17 wins, a four-game improvement over the previous year. The Hurricane returned to the postseason in 2013-14 with an 18-14 record.

Brown went to Tulsa after spending two seasons as an assistant coach at Putnam City West High School.

Brown's high school coaching experience came after spending two seasons as the video coordinator at Oklahoma, while working to complete her master's degree. In her second season on the Oklahoma staff, the Sooners advanced to the 2009 NCAA Women's Final Four and finished with a 32-5 overall record. OU went 22-9 and advanced to the second round of the 2008 NCAA Tournament in Brown's first season on staff.

Brown's coaching career began after a successful playing career in which she played in 129 games and totaled 59 starts over a four-year span for Oklahoma from 2003-07. Brown was a player on OU teams that won a total of 100 games and captured five Big 12 Conference regular season or tournament championships.

THE BROWN FILE

Hometown	Okmulgee, Okla.
Education	Oklahoma, '07

COACHING EXPERIENCE

2019-Present	TCU, Associate Coach
2016-19	TCU, Assistant Coach
2015-16	Nebraska, Assistant Coach
2011-15	Tulsa, Assistant Coach
2007-09	Oklahoma, Video Coordinator

PLAYING EXPERIENCE

2003-07	University of Oklahoma
---------	------------------------

Eight of her Oklahoma teammates were either drafted or signed WNBA contracts.

As a starter her junior season, Brown earned All-Big 12 honorable mention accolades as the Sooners went 31-5 and advanced to the NCAA Sweet 16. She averaged 7.0 points and 4.3 assists while starting 33 games to help the Sooners to a 16-0 Big 12 mark and three more wins in the Big 12 Tournament.

As a senior in 2006-07, Brown helped the Sooners return to the NCAA Sweet 16. Oklahoma finished with a 28-5 overall record that included a 13-3 Big 12 mark. The Sooners finished 17-13 in Brown's sophomore season (2004-05), after going 24-9 during her freshman campaign (2003-04), when she appeared in 32 games with one start.

A native of Okmulgee, Okla., Brown starred at Norman North High School, where she finished her career as the school's all-time scoring and assists leader.





THE OLAJUWON FILE

Hometown	Los Angeles, Calif.
Education	Oklahoma, '10

COACHING EXPERIENCE

2018-Present	TCU, Assistant Coach
2016-18	Eastern Michigan, Assistant Coach
2014-16	Cal State Fullerton, Assistant Coach

PLAYING EXPERIENCE

2011	Tulsa Shock (WNBA)
2010	Chicago Sky (WNBA)
2010-12	Various Teams Overseas
2006-10	University of Oklahoma



ABI OLAJUWON

ASSISTANT COACH

Oklahoma, '10

4th Season at TCU

Abi Olajuwon is in her fourth season as assistant coach and recruiting coordinator at TCU in 2021-22. In addition to her role as recruiting coordinator, Olajuwon also works with the TCU post players.

Olajuwon came to TCU after spending the previous two seasons as an assistant coach at Eastern Michigan, including serving as the Eagles' recruiting coordinator in 2017-18.

In both of her seasons, the Eagles signed the MAC's top recruiting class. In 2017-18, with Olajuwon as the recruiting coordinator, EMU had a roster with four true freshmen, a redshirt freshman and four transfers. Those players accounted for over 70 percent of EMU's scoring, including true freshman Courtnie Lewis who averaged 15.0 points per game and was a MAC All-Freshman Team selection.

Prior to EMU, Olajuwon began her coaching career at Cal State Fullerton where she was an assistant coach for two seasons. While with the Titans, Olajuwon had a big impact on another freshman, helping Michelle Berry lead the Big West with 12 double-doubles while averaging 14.5 points and 9.1 rebounds on her way to Big West All-

Freshman honors.

Olajuwon, a 2010 Oklahoma graduate, played in the 2009 and 2010 Women's Final Four, and won Big 12 Championships in 2007 and 2009. As a senior in 2009-10, she started all 38 games at center, averaging 10.6 points and 7.3 rebounds per game. Olajuwon and fellow TCU assistant coach Britney Brown were teammates for one season at Oklahoma. Brown was a senior and Olajuwon was a freshman in 2006-07.

Olajuwon, the daughter of hall of fame center Hakeem Olajuwon, was a third-round pick by the Chicago Sky in the 2010 WNBA Draft and played for the Sky as a rookie before signing to play with the Tulsa Shock in 2011. In addition to the two WNBA stops, Olajuwon played overseas for clubs in Hungary, Romania, Israel, Croatia, France, Brazil, China and Spain in a three-year professional playing career.

A Los Angeles native, Olajuwon starred at The Marlborough School where she won three state championships. After her senior season in 2006, Olajuwon was named a McDonald's All-American as well as a WBCA and USA Today All-American.





ANGELA GONZAGA
8TH YEAR
Assistant AD, Women's
Basketball Operations
Santa Clara, 2004

Angela Gonzaga enters her eighth season at TCU as director of operations in 2020-21, while entering her eighth season under head coach Raegan Pebley.

As part of her duties at TCU, Gonzaga has been a huge part of the Frogs off-court success. In addition to leading several community service initiatives, Gonzaga has also been instrumental in the Frogs academic success.

In her first six seasons, TCU student-athletes have earned 27 Academic All-Big 12 honors, that after earning just four in the previous two years in the Big 12.

Included in the 27 selections are a record four first-team selections in both 2019-20. Jada Butts was one of the first-team selections in 2016-17 and became the first Frog to earn Academic All-Big 12 honors in four consecutive years. Kianna Ray followed in her footsteps, earning all-academic honors in her four seasons with the Frogs.

Prior to coming to Fort Worth, Gonzaga spent one season as the director of operations at Fresno State under Pebley. Before that, Gonzaga served a second stint at San Jose State as a Learning Specialist in the Student-Athlete Services Department.

Before rejoining the San Jose State staff, Gonzaga spent three years with the Bay Area Women's Sports Initiative.

In the last year of her three-year tenure at San Jose State from 2008-2011, Gonzaga served as a women's basketball assistant coach. As assistant coach, she was in charge of perimeter player development and recruiting. While serving for the Spartans, Gonzaga helped sign one of the school's strongest recruiting classes that included two McDonald's All-America nominees.

Prior to San Jose State, Gonzaga was at Notre Dame High School in San Jose where she spent five years as the Director of Community Service Learning. While at Notre Dame, Gonzaga served as a basketball coach for six seasons.

Upon graduating from Notre Dame High School in San Jose in 2000, Gonzaga attended the College of Notre Dame in

Belmont, Calif., where she was a shooting guard for the Lady Argonauts. After one year, she transferred to Santa Clara University.

A 2004 graduate of Santa Clara, Gonzaga received multiple degrees, including sociology and a Bachelor of Sciences degree in community studies with an emphasis in urban education. She then received a Single-Subject Credential in social studies from the University of San Francisco and a Master's of Arts in Teaching in 2005 from USF.

She was honored as the Outstanding Teacher Educator Candidate for the Class of 2005 and honored again as a Class Nobel Educator of Distinction in 2006 and 2007.



LEAH FOSTER
4TH YEAR
Player Development
Coordinator
St. Edward's, 2006

Leah Foster is entering her fourth season as the player development coordinator at TCU in 2020-21 following four years as an assistant coach and recruiting coordinator at the University of Tulsa.

Prior to her stint with the Hurricanes, Foster served in the same role at Loyola during the 2014-15 campaign and was an assistant coach at Houston for three seasons (2011-14), where she recruited the 22nd-best class in 2012 according to Dan Olson's Collegiate Girls Basketball Report and the 39th-best class by ESPN HoopGurlz.

Foster also spent three seasons (2008-11) as an assistant coach at Dartmouth College where she helped the Big Green capture the 2009 Ivy League Championship, while posting an 18-11 record and earning a bid to the NCAA Tournament.

She began her coaching career as a graduate assistant with the Texas State women's basketball program for two years (2006-08). A four-year letterwinner at St. Edward's University (Austin, Texas), an NCAA Division II program, Foster led the Hilltoppers to the 2006 Heartland Conference Championship and was tabbed to the all-conference second team in 2005.

Foster earned her bachelor's degree in English literature from St. Edward's University in 2006 and her master's degree in physical education-sports management from Texas State in 2008.



JODI CLIFTON
18TH YEAR
Administrative Assistant

Jodi Clifton is in her 17th year at TCU as an administrative assistant for the women's basketball program. Christian's duties include managing the day-to-day duties of the TCU women's basketball office.

Clifton currently resides in Aledo, Texas. She has three children: Ryan, Hannah and Todd. Ryan was a four-year letterwinner on the TCU football team from 2006 through 2009.



TAYLOR LARSON
4TH YEAR
Associate Head Strength
and Conditioning Coach
Michigan State, 2007

Taylor Larson is in his third year as senior assistant strength and conditioning coach at TCU, serving as the primary strength and conditioning coach for the TCU women's basketball and soccer programs.

Larson joined TCU in June 2018 after previously serving as assistant director of strength and conditioning at Central Michigan since 2011. In total, Larson was with the Chippewas since 2009 beginning as a graduate assistant.

While with the Chippewas, Larson worked most recently with men's and women's basketball, softball, wrestling and assisted with football.

In 2017-18, Larson was an integral part of the Central Michigan's women's basketball NCAA Sweet 16 appearance, as well as its MAC regular-season and tournament titles.

The Midland, Mich., native was part of three women's basketball MAC championships (2013, 2017, and 2018) while at CMU. He was also part of MAC titles in men's basketball (2015), five times in wrestling (2009, 2010, 2011, 2012, and 2013) twice in softball (2013 and 2017) and once in football (2009).

He also coached 17 All-Americans, numerous first team All-Conference selections and was voted 2018 Staff Member of the Year at Central Michigan.

Larson earned his bachelor's degree in

kinesiology from Michigan State University in 2007. He earned his master's degree in physical education from Central Michigan University in 2011.

He owns certifications from the National Strength and Conditioning Association (CSCS) and is a MHSAA Master Certified Coach.

Larson and his wife, Megan, have two daughters, Mikaela and Kiera.



ALISSA SCHENK
2ND YEAR
Athletic Trainer
Purdue, 2014

Alissa Schenk is in her first season as an assistant athletic trainer at TCU.

Schenk joined the TCU staff in July 2020 and is the primary athletic trainer for the women's basketball and women's golf teams.

A native of Saint Philip, Ind., Schenk makes her way to Fort Worth following a two-year stint with the WNBA's Las Vegas Aces. Prior to working with the Aces, Schenk was an athletic trainer at Florida Atlantic where she worked with the track and field/cross country and football teams.

Schenk worked as the head athletic trainer at Bishop Verot High School in Fort Myers, Fla., from 2016-17, and then worked at Syracuse with the women's volleyball team in 2017.

Schenk graduated from Purdue in 2014 with a Bachelor's degree in Health and Kinesiology, with a concentration in athletic training. As a student at Purdue, she studied abroad in Beijing, China, where she learned traditional Chinese medicinal techniques including acupuncture, cupping, and massage. Upon graduation from Purdue she then went on to earn her Master's degree in medical sciences with a concentration in athletic training from South Florida in 2016.



KIM JOHNSON
14TH YEAR
Senior Associate Athletics
Director, SWA
Northwestern, 2001

Kim Johnson is in her 14th year as senior associate athletics director and senior woman administrator at TCU.

Since 2008, Johnson has managed and supervised men's and women's golf, equestrian, men's and women's swimming, and currently has oversight for women's basketball, women's soccer, men's and women's track & field, men's and women's tennis programs and the Bayard H. Friedman Tennis Center. Additionally, Johnson spearheaded the research efforts that led to the addition of beach volleyball in 2015, TCU's 21st varsity sport, and leads the department's gender equity goals and initiatives. Johnson serves as a campus Deputy Title IX Officer, working in concert with the Title IX Office. In this capacity she contributes to the campus goal of providing a safe learning and work environment for student-athletes and staff.

While at TCU, Johnson has served on the Big 12 Television Committee and is the liaison to the Directors of Compliance and the men's and women's track & field coaches. She also served stints on the NCAA women's soccer committee and the former NCAA Administrative Cabinet.

Johnson joined the Horned Frogs after working the previous three years at the University of Alabama. She was the Assistant Director of Compliance for two years before being promoted to Assistant Athletics Director. There she was the liaison to the Registrar, Admissions Office, and the Financial Aid Office; she managed the daily operations of the Compliance Office in regards to recruiting, initial and continuing eligibility, playing and practice seasons, and personnel.

Prior to arriving in Tuscaloosa in May 2005, Johnson worked one year as the Assistant Director of Compliance at Tulane University. Included among her duties were managing the admissions and financial aid process.

Johnson is a 2001 graduate of Northwestern University, where she received a degree in communications. Upon her graduation, Johnson was hired by Northwestern as a compliance assistant. She worked three years at her alma mater in compliance roles related to recruiting, camps and clinics and rules education before heading to Tulane.

Johnson received a Master's of Science degree in human environmental science with a sport management emphasis from Alabama in December 2007.



DAMEON MYRES
3RD YEAR
Assistant Director,
Athletics Communications
Tarleton State, 2013

Dameon Myres is in his third year as the assistant director of athletics communications at TCU. He serves as the primary contact for the TCU women's basketball team, is also the secondary contact for football, manages GoFrogs.com and oversees coverage of equestrian.

Myres moved to Fort Worth following a five-year stint at the University of Utah, where he primarily worked with the Runnin' Utes men's basketball team, along with both women's cross country and track & field teams. While at the U, Myres also worked with volleyball, beach volleyball, men's golf, softball, and both men's/women's swimming and diving programs.

Myres began his athletics communications career serving as assistant sports information director at his alma mater, Tarleton State, from 2007-10. He went onto work as assistant director and Associate AD for athletic media relations at West Texas A&M from 2010-12, and then moved back to Tarleton State where he was named director of athletic communications from 2012-14.

A native of Azle, Texas, Myres served five years in the U.S. Army. His tours of duty includes living in South Korea (Camp Bonifas) and Ft. Carson, Colo. (10th Special Forces Group). He graduated from Tarleton State in 2013 with a bachelor's degree in Communications.

Myres is married to the former Joni Unruh, who was an All-American basketball player at West Texas A&M. They have one daughter, Leighton (4), and reside in Aledo, Texas.



DR. CLIFFORD HARRELL
2ND YEAR
Academic Advisor
Clemson, 2005

Clifford Harrell is in his third season with the team as an Academic Advisor for the women's basketball program.

In his fifth year at TCU overall, Harrell serves as an Assistant AD for Academic Services in the athletics department.

Harrell has worked in athletic advising at numerous NCAA levels and has presented academic advising topics at the national, regional and state levels.

A former elementary school administrator, Harrell just recently completed his Doctorate degree in Educational Leadership.

A former collegiate football player at Clemson, Harrell has a wife and three kids and resides in Fort Worth.

as Marketing Director for TCU women's basketball. Robinson also assists with marketing the football, tennis, swim & dive, and golf programs at TCU.

The Fort Worth, Texas, native earned a bachelor's degree in sport management in 2014 from the University of Mary Hardin-Baylor and her master's degree in sport management in 2019 from LSU.

GRADUATE ASSISTANTS



BROOKE ROBINSON
1ST YEAR
Assistant Director,
Marketing
Mary Hardin-Baylor, 2014



ADEOLA AKOMOLAFE
1ST YEAR
TCU, 2020



KIANNA RAY
1ST YEAR
TCU, 2020

Brooke Robinson is in her first season





TCU HORNNED FROGS BASKETBALL

THE PLAYERS

2021-22 TCU WOMEN'S BASKETBALL FACT BOOK





0

CAROLINE GERMOND

SENIOR | GUARD | 5-7

ANGERS, FRANCE | SOUTH PLAINS COLLEGE

2020-21 | JUNIOR

Started in 13 games, while seeing action in all 25 contests during her first season with the Horned Frogs ... averaged 3.6 points and 2.0 rebounds per game ... tallied 78 assists, 20 steals and three blocked shots ... made her TCU debut against Incarnate Word (Nov. 25) and totaling nine points and a season-best six steals ... set a season-high with 10 points in just her fifth game at TCU, going 4-of-10 from the field and 2-of-4 from three-point range against Middle Tennessee (Dec. 13) ... collected a season-high five rebounds against Texas Tech (Jan. 23) ... dished out season-best eight assists against Kansas (Jan. 17) ... shot .275 (36-131) from the field, .220 (13-59) from beyond the arc and .600 (6-10) from the free throw line.

PRIOR TO TCU (South Plains College)

Averaged 10.2 points and 2.8 rebounds per game in her two seasons with the Texans ... led SPC to a 32-1 overall record and a No. 2 overall national ranking ... averaged 100 steals per season in her two years at SPC ... ranked No. 5 in the nation with 187 assists in 2019-20 ... this past season she scored 10.6 points per game, netting .472 percent from the field and a .277 effort from downtown ... drained over 260 buckets in two seasons, with 69 three-pointers made ... scored 10+ points in 13 games, which included a season-high 23 points against Coastal Bend (Nov. 15) ... had eight assists or more in four games ... tallied season-high nine assists in two different contests ... was named Region 5 First Team All-Conference.

MAJOR

Germond is pursuing a bachelor's degree in communications.



CAROLINE GERMOND'S CAREER STATISTICS

SEASON	TEAM	GP-GS	MIN/AVG	Field Goals		3-Point		F-Throws		Rebounds				Scoring						
				FG-FGA	FG%	3FG-FGA	3FG%	FT-FTA	FT%	OFF	DEF	TOT	AVG	PF-FO	AST	TO	BLK	STL	PTS	AVG
2020-21	TCU	25-13	572/22.9	36-131	.275	13-59	.220	6-10	.600	10	41	51	2.0	64-0	78	39	3	20	91	3.6
TOTAL		25-13	572/22.9	36-131	.275	13-59	.220	6-10	.600	10	41	51	2.0	64-0	78	39	3	20	91	3.6



GERMOND'S CAREER HIGHS		
POINTS	10	Middle Tennessee (12/13/20)
MINUTES	39	at Texas (01/20/21)
FGM	4 (2x)	last, Middle Tennessee (12/13/20)
3FGM	2	Middle Tennessee (12/13/20)
FTM	2	at Texas (01/20/21)
REBOUNDS	5	Texas Tech (01/23/21)
ASSISTS	8	Kansas (01/17/21)
BLOCKS	1 (3x)	last, Texas Tech (01/23/21)
STEALS	6	Incarnate Word (11/25/20)



1

AAHLIYAH JACKSON

GRADUATE STUDENT | GUARD | 5-10
FT. SMITH, ARK. | NORTHSIDE HS (TEXAS A&M)

2020-21 | GRADUATE TRANSFER SENIOR

Started all 24 games she appeared in during her first season at TCU ... averaged 5.5 points and pulled down 3.1 rebounds per game ... shot .302 (42-139) from the field and led the team from three-point range shooting .329 (26-79) ... converted .561 (23-41) from the charity stripe ... totaled 10+ points in five games, including a new career-high 13 points in three games against Central Arkansas (Nov. 28), Lamar (Dec. 9) and Kansas (Jan. 17) ... pulled down a career-high eight rebounds against Texas Tech (Jan. 23) ... notched career-high four assists against Kansas (Jan. 17) ... tied a career-high with three steals in games against Incarnate Word (Nov. 25) and Baylor (Jan. 2).

PRIOR TO TCU (Texas A&M)

Spent the past four seasons at College Station playing for the Aggies ... this past season she averaged 5.4 minutes per game in a total of 22 games on the year ... tallied 18 points, 24 rebounds, five assists and a pair of steals ... played in 21 games for the Aggies as a freshman in 2016-17 and was a medical redshirt during the 2017-18 campaign ... boasted her best numbers at TAMU back in 2018-19, averaging 1.9 points and 1.9 rebounds per game.

HIGH SCHOOL

A native of Fort Smith, Ark., Jackson was rated as the No. 25 guard nationally in the 2016 recruiting class by ESPN HoopGurlz ... was a two-time all-state selection at Northside High School and was named the Arkansas Player of the Year by the Ft. Smith Times-Record following her senior year ... averaged 18.7 points and 8.3 rebounds her senior season, leading her team to a conference championship, 29 wins and a trip to the state semifinals ... scored 20+ points in 15 games during her senior year ... averaged 16.0 points, 7.5 rebounds and 1.9 assists per game as a junior, helping her squad to a 27-2 record ... scored 10.9 points with 8.2 rebounds

as a sophomore at Edmond (Okla.) Santa Fe High School ... named an All-Oklahoma selection as a sophomore ... also ran track in high school before focusing solely on basketball ... won two AAU National Championships while playing for Texas Elite.

MAJOR

Jackson received a bachelor's degree in sports conditioning, with a minor in coaching and psychology ... she is currently pursuing a master's degree in business analytics.



AAHLIYAH JACKSON'S CAREER STATISTICS

SEASON	TEAM	GP-GS	MIN/AVG	Field Goals		3-Point		F-Throws		Rebounds				Scoring						
				FG-FGA	FG%	3FG-FGA	3FG%	FT-FTA	FT%	OFF	DEF	TOT	AVG	PF-FO	AST	TO	BLK	STL	PTS	AVG
2016-17	TA&M	21-0	136/6.5	6-25	.240	1-9	.111	8-12	.667	8	12	20	1.0	17-0	4	5	1	4	21	1.0
2017-18	TA&M	3-0	17/5.7	2-3	.667	0-0	.000	0-0	.000	0	3	3	1.0	6-0	0	0	0	0	4	1.3
2018-19	TA&M	19-2	159/8.4	8-23	.348	0-1	.000	20-22	.909	14	22	36	1.9	19-0	8	10	2	5	36	1.9
2019-20	TA&M	22-0	120/5.5	7-15	.467	1-3	.333	3-8	.375	12	12	24	1.1	9-0	5	8	0	2	18	0.8
2020-21	TCU	24-24	671/28.0	42-139	.302	26-79	.329	23-41	.561	15	60	75	3.1	63-1	29	31	12	22	133	5.5
TOTAL FOR TCU		24-24	671/28.0	42-139	.302	26-79	.329	23-41	.561	15	60	75	3.1	63-1	29	31	12	22	133	5.5
TOTAL		89-26	1103/12.4	65-205	.317	28-92	.304	54-83	.651	49	109	158	1.8	114-1	46	54	15	33	212	2.4



JACKSON'S CAREER HIGHS		
POINTS	13 (3x)	last, Kansas (01/17/21)
MINUTES	39	Kansas (01/17/21)
FGM	5	Central Arkansas (11/28/20)
3FGM	4	Kansas (01/17/21)
FTM	7	PVAMU (12/21/18)*
REBOUNDS	8	Texas Tech (01/23/21)
ASSISTS	4	Kansas (01/17/21)
BLOCKS	2 (2x)	last, Oral Roberts (12/22/20)
STEALS	3 (3x)	last, Baylor (01/02/21)

* - at Texas A&M



5

YUMMY MORRIS

SENIOR | FORWARD | 6-3

NORTH LITTLE ROCK, ARK. | NORTH LITTLE ROCK HS

CAREER HONORS

- 2020-21 Academic All-Big 12 Second Team

2020-21 | JUNIOR

Named Academic All-Big 12 Second Team ... started in 16 games, while appearing in all 25 contests for the Horned Frogs ... averaged a career-best 7.4 points and 4.5 rebounds on the year ... shot .507 (76-150) from the field and converted .780 (78-100) from the free throw line ... came out of the gates, firing on all cylinders with what would be a season and career-best 26-point performance in the season-opener against Incarnate Word (Nov. 25) ... drained a career-most 12 field goals in the win against UIW ... would go onto score 10 points or more in six games, which include a pair of 20-point contests ... tied her career-high with nine rebounds against Central Arkansas (Nov. 28) ... led the team with 21 blocked shots ... tied her single-game career-high with four blocks against Oral Roberts (Dec. 22) ... totaled 27 assists and 10 steals on the year.

2019-20 | SOPHOMORE

Saw action in all 29 games ... averaged 3.0 points and 2.6 rebounds in 8.9 minutes played per game ... set a new career-high with 16 points at Middle Tennessee State (Dec. 29) ... posted a season-high eight rebounds in two games, lastly coming on the road at Oklahoma State (Jan. 29) ... notched a new career-high with four blocked shots against Cornell (Nov. 10) ... set new single-season career-highs with 37 field goals made, 76 rebounds, 7 assists and 13 steals ... shot .430 (37-of-86) from the field and .700 (14-of-20) from the free throw line.

2018-19 | FRESHMAN

Saw action in 25 games as a true freshman ... made her collegiate debut in the season opener against Duquesne with two points and a rebound in four minutes ... followed that up with her first of four double-digit scoring efforts on the season, netting 10 points and six rebounds against Mississippi Valley State (Nov.

11) ... narrowly missed her first career double-double with 12 points and nine boards against Southern (Dec. 16) ... posted a personal-best 13 points in TCU's win over Alcorn State (Dec. 29) ... tallied 10 points in the WNIT First Round win over Prairie View A&M (March 21) ... finished second on the team with a 47.1 field-goal percentage (24-of-51) and third with a 73.2 percent (30-of-41) free-throw percentage ... also tied for third with 18 blocks on the season.

HIGH SCHOOL

Rated a four-star prospect by Prospects Nation and ESPN ... part of the ESPN HoopGurlz 100, ranked No. 10 at her position nationally by ESPN, No. 74 overall in the nation and No. 2 in Arkansas ... part of Prospect Nation's Elite 150, ranked No. 21 at her position nationally, No. 101 overall nationally and No. 2 in Arkansas ... won Arkansas Activities Association (AAA) Class 7A state championships as a sophomore and senior at North Little Rock High School ... also played in the title game as a junior and in the state semifinals as a freshman ... USA Today All-Arkansas First Team as a junior and senior ... AAA Class 7A All-State team as junior and senior ... AAA Class 7A All-Tournament team as a sophomore, junior and senior ... selected to play in the Arkansas High School Coaches Association All-Star Game following her senior season ... averaged 13.6 points and 11.2 rebounds per game as a senior ... averaged 14.5 points, 10.2 rebounds and 3.4 blocks as a junior.

MAJOR


Morris is pursuing a bachelor's degree in fashion merchandising, with a minor in sociology.

YUMMY MORRIS' CAREER STATISTICS

SEASON	TEAM	GP-GS	MIN/AVG	Field Goals		3-Point		F-Throws		Rebounds				Scoring						
				FG-FGA	FG%	3FG-FGA	3FG%	FT-FTA	FT%	OFF	DEF	TOT	AVG	PF-FO	AST	TO	BLK	STL	PTS	AVG
2018-19	TCU	25-0	170/6.8	24-51	.471	0-0	.000	30-41	.732	19	34	53	2.1	26-0	3	22	18	6	78	3.1
2019-20	TCU	29-0	257/8.9	37-86	.430	0-0	.000	14-20	.700	37	39	76	2.6	46-0	7	27	16	13	88	3.0
2020-21	TCU	25-16	481/19.2	76-150	.507	0-0	.000	34-39	.872	36	77	113	4.5	55-1	17	39	21	10	186	7.4
TOTAL		79-16	909/11.5	137-287	.477	0-0	.000	78-100	.780	92	150	242	3.1	127-1	27	88	55	29	352	4.5



MORRIS' CAREER HIGHS		
POINTS	10	Middle Tennessee (12/13/20)
MINUTES	39	at Texas (01/20/21)
FGM	4 (2x)	last, Middle Tennessee (12/13/20)
3FGM	2	Middle Tennessee (12/13/20)
FTM	2	at Texas (01/20/21)
REBOUNDS	5	Texas Tech (01/23/21)
ASSISTS	8	Kansas (01/17/21)
BLOCKS	1 (3x)	last, Texas Tech (01/23/21)
STEALS	6	Incarinate Word (11/25/20)



11

MADDI
PULISOPHOMORE (RS) | GUARD/FORWARD | 6-2
WERRIBEE, AUSTRALIA | MACKILLOP COLLEGE**2020-21 | SOPHOMORE**

Sat out the entire campaign due to an injury suffered in the preseason.

2019-20 | FRESHMAN

Saw action in eight games as a true freshman for the Frogs ... averaged 0.3 points and 0.4 rebounds in 2.3 minutes played per game ... made her collegiate debut against Boise State (Dec. 1), scoring two points and grabbing one rebound ... tallied a steal in TCU's home-win over Oklahoma (March 4) ... set a career-high with two boards against Texas State (Dec. 22) ... shot .333 (1-of-3) from the field on the year.

HIGH SCHOOL

Rated as one of the top players from Australia ... played her representative basketball for the Dandenong Rangers u18 squad ... was also a developmental player for the Jayco Rangers WNBL team ... represented Australia internationally, winning a gold medal with the national team at the 2017 U17 Oceania Championship in Guam where she averaged 14 points, 6 rebounds and 1.4 steals per game ... was the team's top scorer against the Marshall Islands with 27 points ... has also played extensively within the Victoria Metro program, winning the 2017 Helloworld Australian U-18 Junior Championships where she averaged 8.3 points and 5.4 rebounds per game ... has played on the Vic Metro u16 and 17 teams in previous years and was part of the 2014 National Intensive Training Program.

MAJOR

Puli is pursuing a bachelor's degree in speech pathology.

**MADDI PULI'S CAREER STATISTICS**

SEASON	TEAM	GP-GS	MIN/AVG	Field Goals		3-Point		F-Throws		Rebounds				Scoring						
				FG-FGA	FG%	3FG-FGA	3FG%	FT-FTA	FT%	OFF	DEF	TOT	AVG	PF-FO	AST	TO	BLK	STL	PTS	AVG
2020-21	TCU	25-13	572/22.9	36-131	.275	13-59	.220	6-10	.600	10	41	51	2.0	64-0	78	39	3	20	91	3.6
TOTAL		25-13	572/22.9	36-131	.275	13-59	.220	6-10	.600	10	41	51	2.0	64-0	78	39	3	20	91	3.6



PULI'S CAREER HIGHS

POINTS	10	Middle Tennessee (12/13/20)
MINUTES	39	at Texas (01/20/21)
FGM	4 (2x)	last, Middle Tennessee (12/13/20)
3FGM	2	Middle Tennessee (12/13/20)
FTM	2	at Texas (01/20/21)
REBOUNDS	5	Texas Tech (01/23/21)
ASSISTS	8	Kansas (01/17/21)
BLOCKS	1 (3x)	last, Texas Tech (01/23/21)
STEALS	6	Incarnate Word (11/25/20)



12

AALIYAH MORGAN

SOPHOMORE | FORWARD | 6-1
TYLER, TEXAS | LEE HS

2020-21 | FRESHMAN

Appeared in nine games in her first season with the Horned Frogs ... totaled 23:52 minutes of playing time, which included a season-most 6:12 in a game at Baylor (Jan. 26) ... collected four rebounds on the season, with two boards against both Incarnate Word (Nov. 25) and Lamar (Dec. 9) ... dished out three assists on the year.

HIGH SCHOOL

Enjoyed a prep career at Lee High School out of Tyler, Texas ... was a TGCA All-State selection following a junior season where she scored 13 points and nine rebounds per game ... this past season as a senior, she scored 14 points and pulled down nine rebounds per game ... helped lead her team to a 28-7 record and first district championship since 1986 ... went on to being named a 2019-20 McDonald's All-American nominee ... was named her district's Defensive Player of the Year ... earned Academic All-District honors ... was tabbed TGCA All-State for a second consecutive season.

MAJOR

Morgan is pursuing a bachelor's degree in health and fitness studies.



AALIYAH MORGAN'S CAREER STATISTICS

SEASON	TEAM	GP-GS	MIN/AVG	Field Goals		3-Point		F-Throws		Rebounds				Scoring						
				FG-FGA	FG%	3FG-FGA	3FG%	FT-FTA	FT%	OFF	DEF	TOT	AVG	PF-FO	AST	TO	BLK	STL	PTS	AVG
2020-21	TCU	9-0	24/2.7	0-2	.000	0-2	.000	0-0	.000	0	4	4	0.4	1-0	3	2	0	0	0	0.0
TOTAL		9-0	24/2.7	0-2	.000	0-2	.000	0-0	.000	0	4	4	0.4	1-0	3	2	0	0	0	0.0



MORGAN'S CAREER HIGHS		
POINTS	--	--
MINUTES	6 (2x)	last, at Baylor (01/26/21)
FGM	--	--
3FGM	--	--
FTM	--	--
REBOUNDS	2 (2x)	last, Lamar (12/09/20)
ASSISTS	1 (3x)	last, at Baylor (01/26/21)
BLOCKS	--	--
STEALS	--	--



13

TAVY
DIGGS

JUNIOR | GUARD | 6-2

RICHARDSON, TEXAS | PLANO EAST HS

CAREER HONORS

- 2020-21 Academic All-Big 12 First Team

2020-21 | SOPHOMORE

Named Academic All-Big 12 First Team ... started 12 games, while appearing in all 25 contests for the Horned Frogs ... boasted a 9.6 points per game scoring average, which ranked second-most on the team and was 8.7 points more than her freshman season average (0.9) ... averaged 3.6 rebounds per game, while totaling 41 assists, 17 steals and six blocked shots ... shot .500 (106-212) from the field, .250 (5-20) from three-point range and .667 (22-33) from the free throw line ... caught fire the last few weeks of the season, netting 10+ points in seven of her last eight games, which included 20-point efforts in both Big 12 Championship games ... notched a then new career-high with 20 points against Kansas (March 11), but then turned around to set a new career-high with 22 points against Baylor (March 12) ... set new career-high with eight rebounds against Incarnate Word (Nov. 25) ... totaled single-game best four assists in four different contests.

2019-20 | FRESHMAN

Saw action in 12 games as a true freshman for the Frogs ... averaged 0.9 points and 1.2 rebounds in 3.4 minutes played per game ... made her collegiate debut against Nicholls State (Nov. 14), scoring five points and pulling down three rebounds ... scored a career-high six points against Texas State (Dec. 22) ... tallied a career-high four rebounds against the Bobcats as well ... went 5-of-11 (.455) from the field overall on the season ... totaled 14 rebounds, one steal and one blocked shot.

HIGH SCHOOL

Was rated as a 4-star recruit out of Plano East High School by Prospects Nation ... ESPN Hoopgurlz listed her as the 18th-best wing in the recruiting class ... she was a three-time First Team All-District honoree during her prep career ... as a junior, Diggs averaged 14.6 points and 9.2 rebounds en route to being named

the 2017 District 6-6A Most Valuable Player ... she was also tabbed an honorable mention on the 2018 Dallas Morning News All-Area Team ... as a senior she was the District 9-6A Offensive Player of the Year, averaging 14.8 points and 7.9 rebounds ... was named a McDonald's All-American Game nominee.

MAJOR

Diggs is pursuing a bachelor's degree in film, television and digital media.

**TAVY DIGGS' CAREER STATISTICS**

SEASON	TEAM	GP-GS	MIN/AVG	Field Goals		3-Point		F-Throws		Rebounds				Scoring						
				FG-FGA	FG%	3FG-FGA	3FG%	FT-FTA	FT%	OFF	DEF	TOT	AVG	PF-FO	AST	TO	BLK	STL	PTS	AVG
2019-20	TCU	12-0	41/3.4	5-11	.455	0-0	.000	1-3	.333	2	12	14	1.2	6-0	0	8	1	1	11	0.9
2020-21	TCU	25-12	546/21.9	106-212	.500	5-20	.250	22-33	.667	24	66	90	3.6	66-3	41	41	6	17	239	9.6
TOTAL		37-12	587/15.9	111-223	.498	5-20	.250	23-36	.639	26	78	104	2.8	72-3	41	49	7	18	250	6.8

**DIGGS' CAREER HIGHS**

POINTS	22	vs. Baylor (03/12/21)
MINUTES	35	Iowa State (12/02/20)
FGM	9 (2x)	last, vs. Baylor (03/12/21)
3FGM	2 (2x)	last, vs. Kansas (03/11/21)
FTM	3 (3x)	last, vs. Baylor (03/12/21)
REBOUNDS	8	Incarate Word (11/25/20)
ASSISTS	4 (4x)	last, vs. Kansas (03/11/21)
BLOCKS	2 (2x)	last, Baylor (01/02/21)
STEALS	2 (3x)	last, vs. Baylor (03/12/21)



15

**AJA
HOLMES**

 SOPHOMORE | GUARD | 5-8
 CIBOLO, TEXAS | STEELE HS

CAREER HONORS

- Big 12 Freshman of the Week (Jan. 25, 2021)

2020-21 | FRESHMAN

Started in four games, while seeing action in all 25 contests in her first season donning the purple & white ... became the first freshman since 2017-18 to average at least 5.0 points per game with a 5.6 season average ... shot .348 (46-132) from the field, .325 (39-120) from beyond the arc and .900 (9-10) from the free throw line ... will head into the 2021-22 campaign having made seven straight free throws ... led the team with 39 three-pointers made ... ranked 13th in the Big 12 with a 1.6 three-pointers made per game average ... made at least one three-pointer in 17 different games, including a season-best six three's against Kansas State (Feb. 10) ... would go onto finish that game against Kansas with a career-high 20 points ... tallied a season-best four assists against West Virginia (Feb. 20) ... became just the fourth Horned Frog – and first since 2016 – to be named Big 12 Freshman of the Week, earning the honor on Feb. 25, after averaging 8.5 points and shooting 50 percent from downtown.

HIGH SCHOOL

Rated a four-star recruit by Prospects Nation out of Steel High School in Cibolo, Texas ... also rated a three-star prospect by ESPN ... was ranked No. 49 overall recruit by Prospects Nation ... earned multiple awards her junior season, which included being named to the Express-News Class 6A All-Area team ... named a 2019-20 McDonald's All-American nominee ... was also tabbed a Who's Next All-American ... was named the District 26-6A Offensive MVP ... named TGCA All-State ... was a TABC All-Region selection ... earned Academic All-District honors ... posted 16 points and 7 rebounds per game as a senior.

MAJOR

Holmes is pursuing a bachelor's degree in sports management and kinesiology.



AJA HOLMES' CAREER STATISTICS

SEASON	TEAM	GP-GS	MIN/AVG	Field Goals		3-Point		F-Throws		Rebounds				Scoring						
				FG-FGA	FG%	3FG-FGA	3FG%	FT-FTA	FT%	OFF	DEF	TOT	AVG	PF-FO	AST	TO	BLK	STL	PTS	AVG
2020-21	TCU	25-4	481/19.2	46-132	.348	39-120	.325	9-10	.900	1	18	19	0.8	29-0	12	16	1	8	140	5.6
TOTAL		25-4	481/19.2	46-132	.348	39-120	.325	9-10	.900	1	18	19	0.8	29-0	12	16	1	8	140	5.6



HOLMES' CAREER HIGHS

POINTS	20	Kansas State (02/10/21)
MINUTES	32	at Iowa State (02/13/21)
FGM	6	Kansas State (02/10/21)
3FGM	6	Kansas State (02/10/21)
FTM	3	at West Virginia (02/20/21)
REBOUNDS	3	Oklahoma State (01/06/21)
ASSISTS	4	at West Virginia (02/20/21)
BLOCKS	1	Oklahoma (02/24/21)
STEALS	2 (2x)	last, at West Virginia (02/20/21)



20

LAUREN HEARD

GRADUATE STUDENT | GUARD | 5-9
DENTON, TEXAS (GUYER HS)

CAREER HONORS

- 2019-20 All-Big 12 First Team
- Big 12 Player of the Week (Feb. 3, 2020)
- Big 12 Player of the Week (Feb. 25, 2020)
- 2020-21 Preseason All-Big 12 Team
- 2020-21 Preseason Lieberman Award Watch List
- 2020-21 Preseason Naismith Trophy Watch List
- Big 12 Player of the Week (Dec. 14, 2020)
- Big 12 Player of the Week (March 9, 2021)
- 2020-21 All-Big 12 First Team
- 2020-21 Big 12 All-Defensive Team

IN THE TCU RECORD BOOKS

- Single-game school steals record (11) at OU (March 4, 2021)
- Single-season school record for free throws made (171) in 2019-20
- Single-season school record for scoring (21.2 ppg) in 2020-21
- School's career leader in free throws made (484)

2020-21 | SENIOR

Named All-Big 12 First Team ... Big 12 All-Defensive Team ... started and appeared in 25 games ... led Horned Frogs in points, rebounds, assists and steals ... two-time Big 12 Player of the Week (12/14/20, 3/9/21) ... became the first player in school history to earn at least four Big 12 Player of the Week honors in a career ... scored in double-digits in 22 games, including 13 20-point games and four 30-point games ... set a new single-game career-high with 38 points at West Virginia (Feb. 20), which also ranks tied for third-most in single-game school history ... set the school's all-time single-game record with 11 steals at Oklahoma (March 4) ... set the school's single-season scoring average with 21.2 points per game ... totaled five double-doubles on the year ... drained 159 free throws on the season, which ranked fifth-most in the nation ... led the Big 12 with 2.6 steals per game ... second in the Big 12 with 21.2 points per game ... only player in the Big 12 to rank among top-10 in points (2nd, 21.2), rebounds (9th, 7.1), assists (3rd, 4.8) and steals (1st, 2.6) ... shot .400 (169-423) from the field, .301 (34-113) from

three-point range and .726 (159-219) from the free throw line ... just one of four players in school history to score at least 1,500 points and pull down 600 rebounds in a career ... preseason All-Big 12 ... named to preseason Lieberman Award and Naismith Trophy Watch lists.

2019-20 | JUNIOR

Named All-Big 12 First Team ... started in all 29 games for the Frogs ... averaged team highs in points (18.4), rebounds (6.6) and assists (4.0) ... ranked second on the team playing in 30.7 minutes per game ... became the first TCU player to average at least 18.0 points per game since 2004-05 ... her 18.4 points per game average ranks fourth-highest in single-season school history ... her scoring average also ranked fourth in the Big 12 and 42nd in the nation ... posted double-digit scoring efforts in 27 of 29 games, which included scoring 20+ points in 13 games on the season ... pulled down a team-best 192 total rebounds, while also dishing out a team-high 117 assists ... also posted a team-high 62 steals, while her 2.14 steals per game averaged ranked second in the Big 12 ... posted a new career-high with 28 points at Texas Tech (March 1) ... also posted a new career-high with 15 rebounds against Oklahoma State (Feb. 23) ... led the team with four double-doubles on the year ... became first player at TCU to win multiple Big 12 Player of the Week honors in the same season, earning accolades on both Feb. 3 and 25 ... shot .391 (166-425) from the field, .360 (31-86) from three-point range and .753 (171-227) from the free throw line ... set a new single-season school record with 171 free throws made ... became the 21st player in school history to eclipse 1,000 career points in a career.

2018-19 | SOPHOMORE

Saw action in each of TCU's 35 games, starting all but one ... averaged 8.7 points, 4.5 rebounds and 3.2 assists per game ... played 28.4 minutes per game which ranked second on the team ... was sixth among all Big 12 players with 1.8 steals per game ... averaged 7.0 points, 5.8 rebounds and 3.2 assists in TCU's five-

LAUREN HEARD'S CAREER STATISTICS

SEASON	TEAM	GP-GS	MIN/AVG	Field Goals		3-Point		F-Throws		Rebounds				Scoring						
				FG-FGA	FG%	3FG-FGA	3FG%	FT-FTA	FT%	OFF	DEF	TOT	AVG	PF-FO	AST	TO	BLK	STL	PTS	AVG
2017-18	TCU	36-6	709/19.7	70-187	.374	20-61	.328	63-86	.733	26	81	107	3.0	75-0	61	56	1	37	223	6.2
2018-19	TCU	35-34	992/28.4	92-293	.314	28-107	.262	91-140	.650	33	126	159	4.5	75-1	113	84	2	63	303	8.7
2019-20	TCU	29-29	891/30.7	166-425	.391	31-86	.360	171-227	.753	58	134	192	6.6	80-1	117	111	3	62	534	18.4
2020-21	TCU	25-25	892/35.7	169-423	.400	34-113	.301	159-219	.726	36	141	177	7.1	54-1	121	89	3	64	531	21.2
TOTAL		125-94	3485/27.9	497-1328	.374	113-367	.308	484-672	.720	153	482	635	5.1	284-3	412	340	9	226	1591	12.7

game run to the WNIT Semifinals ... scored 12 points in wins over both UT Arlington (March 23) and Arkansas (March 28) during that stretch ... also had 12 rebounds in the season-ending loss at Arizona (April 3) ... scored in double-figures 10 times over the course of the season, including a pair of 20-point efforts ... netted 20 points on 6-of-14 shooting at Kansas State (Jan. 30) ... set a career-highs with 27 points and five 3-pointers in TCU's win over No. 18 Iowa State (Feb. 13) ... pulled down a career-best 14 rebounds in a home victory over Oklahoma State (Feb. 3) ... had a personal-best eight steals, the highest single-game total by a Big 12 player all season, at West Virginia (Feb. 16) ... played all 40 minutes for the first time in her career against Texas (March 5) ... was third on the team with 28 made 3-pointers on the season ... shot 31.4 percent (92-of-293) from the floor and 65.0 percent (91-of-140) from the free-throw line.

2017-18 | FRESHMAN

Played in all 36 games as a true freshman with six starts ... started in Big 12 wins over Texas Tech (Jan. 7) and No. 7 Texas (Jan. 10), as well as in TCU's final four WNIT games ... averaged 6.2 points and 3.0 rebounds in 19.7 minutes per game ... scored in double figures six times, including season-high 18 points at No. 8 Texas (Feb. 3) ... ranked second on the team with 37 steals, including season-best of

four in the WNIT Third Round win at New Mexico (Mar. 22) ... shot 37.4 percent (70-of-187) from the field, 32.8 percent (20-of-61) from 3-point range and 73.3 (63-of-86) from the free throw line.

HIGH SCHOOL

Played at Guyer High School in Denton, Texas ... ranked a 4-star recruit by Premier Basketball Report and the No. 4 point guard in Texas ... rated as the No. 66 overall guard in the nation by ESPN HoopGurlz ... named TABC Girls' All-State, District 6-6A MVP and TABC All-Region 6A-1 after her senior season ... district 5-6A co-MVP after her junior year ... scored over 2,000 points in her high school career ... averaged 24.5 points, 9.0 rebounds, 3.7 assists and 4.1 steals per game as a senior ... averaged 19.5 points, 5.1 rebounds and 5.2 steals per game as a junior ... led Guyer to the UIL 6A state playoffs as a sophomore and junior ... also earned all-area and all-district honors as a sophomore, junior and senior ... her brother, Jerrod Heard, played wide receiver and quarterback at Texas from 2014-18.

MAJOR

Heard is pursuing a bachelor's degree in psychology, with a minor in kinesiology.



HEARD'S CAREER HIGHS		
POINTS	38	at West Virginia (02/20/21)
MINUTES	43	Kansas (01/17/21)
FGM	12 (3x)	last, at Kansas State (03/01/21)
3FGM	5 (3x)	last, at Kansas State (03/01/21)
FTM	14	at Oklahoma State (01/29/20)
REBOUNDS	15	Oklahoma State (02/23/20)
ASSISTS	9 (2x)	last, at Iowa State (02/13/21)
BLOCKS	1 (9x)	last, Texas Tech (01/23/21)
STEALS	11	at Oklahoma (03/04/21)



23

MICHELLE
BERRYGRADUATE STUDENT | FORWARD | 6-2
MIAMI, FLA. | MIAMI COUNTRY DAY (VIRGINIA TECH)**CAREER HONORS**

2020-21 Academic All-Big 12 First Team

2020-21 | FIFTH-YEAR SENIOR

Named Academic All-Big 12 First Team ... started in 22 games, while appearing in all 25 games ... ranked third on the team with 8.7 points per game and second on the team with 6.6 rebounds per game ... totaled 45 assists, 28 steals and four blocked shots ... led the team in scoring and rebounds with 14 points and seven boards at Texas (Jan. 20) ... shot .341 (77-226) from the field overall, .310 (36-116) from beyond the arc and .794 (27-34) from the charity stripe ... ranked second on the team with a pair of double-doubles on the season ... set a pair of season-highs in scoring with 15 points against Iowa State (Dec. 2) and Kansas State (Feb. 10) ... totaled double-digit rebounding efforts in four games, which included season-high totals of 13 boards against Kansas (Jan. 17) and Texas Tech (Jan. 23).

2019-20 | SENIOR

Saw action in all 29 games, getting one start on the season ... averaged 5.6 points and pulled down 5.3 rebounds ... was TCU's first option off the bench and ranked second on the team with 154 total rebounds ... she tallied 25 assists, 18 steals and five blocked shots ... set a season-high with 15 points scored on two separate occasions, with the last coming at Baylor (Feb. 12) ... notched a season-high 13 rebounds against Boise State (Dec. 1) ... collected her first double-double in two years with 10 points and 11 boards at Texas A&M (Dec. 11) ... tallied a career-high two blocked shots against Ohio (Dec. 15).

PRIOR TO TCU (VIRGINIA TECH)

Did not see in action during the 2018-19 season ... as a junior in 2017-18, she made eight starts and appeared in all 37 contests contributing 4 points and 5.7 rebounds ... made her Virginia Tech

debut in the season opener against Wagner, tallying 11 points, eight rebounds, and four steals ... recorded her first double-double against Monmouth when she scored 12 points and secured 12 rebounds ... she dropped in a season-high 15 points against Boston College ... attended Cal State Fullerton for her freshman season where she started 29 games, averaging 14.5 points and 9.1 rebounds ... earned All-Big West Honorable Mention and All-Freshman team honors.

HIGH SCHOOL

Berry lettered two years at Country Day ... she helped the team to a pair of state titles ... averaged 14 points and 13 rebounds per game during her career ... also competed for the varsity soccer team earning first team All-League honors.

MAJOR

Berry received her bachelor's degree in sociology ... she will receive her master's degree in liberal arts from TCU in the Spring of 2021 and will then begin working on a second master's degree in the Fall of 2021.

MICHELLE BERRY'S CAREER STATISTICS

SEASON	TEAM	GP-GS	MIN/AVG	Field Goals		3-Point		F-Throws		Rebounds				Scoring						
				FG-FGA	FG%	3FG-FGA	3FG%	FT-FTA	FT%	OFF	DEF	TOT	AVG	PF-FO	AST	TO	BLK	STL	PTS	AVG
2017-18	Hokies	37-8	698/18.9	56-151	.371	4-19	.211	31-50	.620	61	150	211	5.7	60-0	19	44	6	16	147	4.0
2019-20	TCU	29-1	606/20.9	62-155	.400	18-55	.327	19-30	.633	43	111	154	5.3	46-0	25	35	5	18	161	5.6
2020-21	TCU	25-22	853/34.1	77-226	.341	36-116	.310	27-34	.794	33	131	164	6.6	39-1	45	48	4	28	217	8.7
TOTAL FOR TCU		54-23	1459/27.0	139-381	.365	54-171	.316	46-64	.719	76	242	318	5.9	85-1	70	83	9	46	378	7.0
TOTAL		91-31	2157/23.7	195-532	.367	58-190	.305	77-114	.675	137	392	529	5.8	145-1	89	127	15	62	525	5.8

**BERRY'S CAREER HIGHS**

POINTS	38	Portland State (11/13/15)*
MINUTES	42	Wyoming (11/24/15)*
FGM	13	Portland State (11/13/15)*
3FGM	4	at Texas (01/20/21)
FTM	9	Portland State (11/13/15)*
REBOUNDS	14	Cal Poly (02/18/16)*
ASSISTS	6	at Long Beach State (01/20/16)*
BLOCKS	2	Kansas (01/17/21)
STEALS	5	at Pepperdine (11/20/15)*

* - at Cal State Fullerton



24

KAYLA MOKWUAH

SENIOR | CENTER | 6-4

LONGMEADOW, MASS. | WILBRAHAM & MONSON ACADEMY
(GEORGE WASHINGTON)**2020-21 | JUNIOR**

Started in five games, while seeing action in all 25 games in her first season with the Horned Frogs ... averaged 3.5 points and pulled down 2.0 rebounds per game ... shot .444 (40-90) from the field and .667 (8-12) from the charity stripe ... ranked second on the team with 15 blocked shots ... scored five points and had three rebounds in her TCU debut against Incarnate Word (Nov. 25) ... scored a season-high 10 points on 5-of-9 shooting against Oral Roberts (Dec. 22) ... pulled down a season-best six rebounds against Baylor (Jan. 2) ... set a new career-high with three blocked shots against Kansas State (March 1).

PRIOR TCU (George Washington)

Averaged 7.4 points and 4.1 rebounds in two seasons with the Colonials ... shot .475 from the field and .654 from the free throw line ... as a sophomore she posted a new season-high 8.2 points per game ... tallied 135 total rebounds, while also notching 24 assists, 17 steals and 28 blocked shots ... posted season game-highs of 18 points (twice) and 10 boards ... was one of only four players on the team to play in all 30 games.

HIGH SCHOOL

Hit 1,000-point milestone after just three seasons ... averaged 24.1 points, 19.0 rebounds and 5.0 blocks as a senior on way to 2017-18 All-USA Massachusetts Second Team honors ... averaged 25.1 points, 19.3 rebounds and 5.1 blocks per game during a dominant junior season ... helped team to NEPSAC Class C Semifinals, recording 20 double-doubles and nine 20-20 games throughout her junior year.

MAJOR

Mokwuah is pursuing a bachelor's degree in combined science, with a concentration in biology and psychology.

**KAYLA MOKWUAH'S CAREER STATISTICS**

SEASON	TEAM	GP-GS	MIN/AVG	Field Goals		3-Point		F-Throws		Rebounds				Scoring						
				FG-FGA	FG%	3FG-FGA	3FG%	FT-FTA	FT%	OFF	DEF	TOT	AVG	PF-FO	AST	TO	BLK	STL	PTS	AVG
2018-19	GWU	29-6	424/14.6	77-165	.467	0-0	.000	35-55	.636	39	68	107	3.7	44-1	19	52	24	7	189	6.5
2019-20	GWU	30-6	530/17.7	106-220	.482	0-2	.000	33-49	.673	38	97	135	4.5	84-1	24	55	28	17	245	8.2
2020-21	TCU	25-5	255/10.2	40-90	.444	0-0	.000	8-12	.667	25	25	50	2.0	52-1	8	23	15	7	88	3.5
TOTAL FOR TCU		25-5	255/10.2	40-90	.444	0-0	.000	8-12	.667	25	25	50	2.0	52-1	8	23	15	7	88	3.5
TOTAL		84-17	1208/14.4	223-475	.469	0-2	.000	76-116	.655	102	190	292	3.5	180-3	51	130	67	31	522	6.2



MOKWUAH'S CAREER HIGHS		
POINTS	18 (2x)	last, Rhode Island (02/25/20)*
MINUTES	27	Georgetown (11/24/19)*
FGM	9 (2x)	last, Rhode Island (02/25/20)*
3FGM	--	--
FTM	7	at UMass (02/20/19)*
REBOUNDS	16	at UMass (02/20/19)*
ASSISTS	4	at George Mason (01/04/20)*
BLOCKS	3	at Kansas State (03/01/21)
STEALS	4	at Memphis (11/17/19)*

* - at George Washington



32

PATRICIA MORRIS

SENIOR | FORWARD | 6-7

DUARTE, CALIF. | DUARTE HS (OREGON STATE)

2020-21 | JUNIOR

Started in four games, while appearing in a total of 16 contests her first season donning the Purple & White ... averaged 2.7 points and 1.9 rebounds on the season ... shot .565 (13-23) from the field and converted .850 (17-20) from the charity stripe ... was a perfect 8-of-8 from the free throw line against West Virginia (Jan. 30) after sitting out the previous seven games due to an injury ... would go onto drain 12 straight free throws ... set a season-high with 10 points on 4-of-6 shooting against Kansas (Feb. 7) ... grabbed a season-high four rebounds against Kansas (Feb. 7) and Kansas State (Feb. 10) ... tied a career-high with three blocked shots against Kansas (Feb. 7).

PRIOR TO TCU (Oregon State)

Played in 46 games in two seasons for the Beavers from 2018-20 ... notched career averages of 2.0 points and 1.4 rebounds per game ... shot better than 64 percent from the field and was a 73 percent shooter from the free throw line ... in her final season at OSU she scored 2.3 points per game ... tallied a season-high 13 points in a Pac-12 Conference game against Cal ... she was a perfect 6-for-6 from the field and 1-of-1 from the free throw line.

HIGH SCHOOL

Was a four-star recruit out of Duarte, Calif., according to Prospects Nation ... led her team to four Montview League titles ... earned all-California honors twice her prep career ... was a key part in her team's runner-up finish in the 2016 California state tournament ... played club basketball for WIL2WIN Grassroots Club and OC Elite.

MAJOR

Morris is pursuing a bachelor's degree economics, with a minor in sociology.



PATRICIA MORRIS' CAREER STATISTICS

SEASON	TEAM	GP-GS	MIN/AVG	Field Goals		3-Point		F-Throws		Rebounds				Scoring						
				FG-FGA	FG%	3FG-FGA	3FG%	FT-FTA	FT%	OFF	DEF	TOT	AVG	PF-FO	AST	TO	BLK	STL	PTS	AVG
2018-19	OSU	22-0	108/4.9	12-18	.667	0-0	.000	10-15	.667	8	22	30	1.4	22-0	0	7	7	1	34	1.5
2019-20	OSU	24-0	162/6.8	20-33	.606	0-1	.000	15-19	.789	11	25	36	1.5	17-0	0	6	10	0	55	2.3
2020-21	TCU	16-4	145/9.1	13-23	.565	0-0	.000	17-20	.850	8	22	30	1.9	37-2	0	19	12	1	43	2.7
TOTAL FOR TCU		16-4	145/9.1	13-23	.565	0-0	.000	17-20	.850	8	22	30	1.9	37-2	0	19	12	1	43	2.7
TOTAL		62-4	416/6.7	45-74	.608	0-1	.000	42-54	.778	27	69	96	1.5	76-2	0	32	29	2	132	2.1


P. MORRIS' CAREER HIGHS

POINTS	13	California (01/17/20)*
MINUTES	18	at Kansas (02/07/21)
FGM	6	California (01/17/20)*
3FGM	--	--
FTM	8	West Virginia (01/30/21)
REBOUNDS	5 (2x)	last, vs. Washington State (03/05/20)*
ASSISTS	--	--
BLOCKS	3 (2x)	last, at Kansas (02/07/21)
STEALS	1 (2x)	last, at Iowa State (02/13/21)

* - at Oregon State



4

OKAKO
ADIKA

JUNIOR | GUARD/FORWARD | 6-0
HOLSTEBRO, DENMARK | LEMVIG GYMNASIUM (BUTLER)

PRIOR TO TCU (Butler/Odessa College)

Transfers to TCU after playing the 2020-21 campaign at Butler, where she started in 19 games and averaged 13.8 points and 5.7 rebounds per game ... Led BU and ranked 13th in the BIG EAST in scoring ... ranked 14th in the BIG EAST in field goal percentage (.485) and second in 3-point field goal percentage (.446) ... ranked eighth in the conference in 3-point field goal makes per game (1.7) ... only missed seven free throws all season (33-40) to shoot .825 percent from the charity stripe ... scored 10 points or more in 15 of 19 games this past season, which included a season-high 29 points against Providence ... scored 17 points and pulled down a season-best 10 rebounds in Butler's Big East Tournament contest, which also came against Providence ... transferred to Butler following a 2019-20 season that saw her earn NJCAA Division 1 First-Team All-American honors at Odessa College ... she helped lead the Wranglers to a 23-9 overall record and the No. 14 seed

in the NJCAA Championship ... would average 11.3 points and 6.9 rebounds in 32 games played on the year ... helped the Wranglers win the Region 5 Championship during her freshman season ... freshman season she averaged 6.1 points and 4.6 rebounds per game.

MAJOR
TBA



10

PAIGE
BRADLEY

FRESHMAN | GUARD | 5-10
DALLAS, TEXAS | BISHOP LYNCH HS

HIGH SCHOOL

Ranked No. 72 player overall and No. 7 player out of Texas in 2021 ESPN HoopGurlz rankings ... ranked No. 60 overall by ProspectsNation.com ... helped lead her team to 23-13 overall record and a 6-2 mark and first-place finish in TAPPS 2-6A in 2019-20 ... was named an all-district first team selection ... was later named TAPPS 6A all-state selection ... averaged 11.0 points and 6.5 points her junior season ... led Bishop Lynch to a 22-4 record and the TAPPS 6A state title in 2020-21 ... named to second consecutive TAPPS 6A all-state team.

MAJOR
TBA



14

EVIE

GOETZ

FRESHMAN | FORWARD | 6-1
DENTON, TEXAS | GUYER HS**HIGH SCHOOL**

Ranked as the No. 6 recruit overall in the state of Texas by PrepGirlHoops.com ... Prospects Nation ranked her No. 37 overall at the forward position and No. 115 player overall in the nation ... a four-star recruit, she played her first two seasons of prep basketball at Flower Mound Marcus High School ... helped lead the Wildcats to a 31-6 overall record and a 14-1 district championship record this past season ... was named the District 5-6A Co-Offensive Player of the Year following the 2019-20 season ... was named to both TABC and TGCA all-state teams ... averaged a team-best 14.1 points and 6.4 rebounds per game as a junior season ... led Guyer to a 19-6 overall record and a 6A bi-district playoff appearance in 2020-21 ... named all-state by both TABC and TGCA for a second consecutive season ... ranked among top-150 players in Texas with 15.4 points per game, while also posting 5.9 rebounds per game her senior season ... also

totaled 2.4 assists and 1.5 steals per game.

MAJOR

Goetz is pursuing a bachelor's degree in mathematics.



2

TARA

MANUMALEUGA

JUNIOR | GUARD | 5-10
QUEENSLAND, AUSTRALIA | HILLCREST CHRISTIAN COLLEGE
(ARIZONA)**CAREER HONORS**

- 2019-20 Pac-12 Academic Honor Roll

PRIOR TO TCU (Arizona)

Played in 25 games for the Wildcats over the past two years ... averaged 2.0 points and 1.0 rebounds per game, while shooting .395 from the field overall and .464 from three-point range ... averaged 1.1 points per game in nine contests her sophomore season ... saw action in 17 games as a true freshman, averaging 2.4 points ... scored a career-high nine points in just her second collegiate game, netting 3-of-3 from three-point range against Chicago State (Nov. 12, 2019) ... this past season she tied her career-high with nine points in Arizona's 96-42 win over Idaho (Dec. 23) ... was named to the Pac-12 Winter Academic Honor Roll.

PREP

Was a bronze medalist at the 2017 U17 Australian High School Championships and was a silver medalist at the Championship Basketball School of Queensland QLD State Schools at Hillcrest Christian College ... played for QLD South in both the U16 and U17 Australian Junior Basketball Championships and competed for the New Zealand U17 Team at the 2018 FIBA World Cup where she averaged 12 points per game, leading New Zealand to an 11th-place finish ... has been competing internationally since she was 12 years old.

MAJOR

TBA



3

MARIAH ROBERTS

FRESHMAN | GUARD | 5-8
ARLINGTON, TEXAS | MARTIN HS

HIGH SCHOOL

Ranked No. 93 prospect overall by PrepGirlsHoops.com ... she helped lead Martin to a 35-5 overall record and a perfect 16-0 mark in district play, along with a District 4-6A championship ... helped lead her team to the 6A regional semifinals, for the first time in school history ... was tabbed both TABC and TGCA all-state selections ... named the district's MVP ... was also named the Star-Telegram's defensive player of the year after averaging 3.4 steals per game ... averaged 14.0 points and 6.5 rebounds her junior season ... as a senior she was named a TABC 6A all-state selection ... led Martin to a 20-5 record in 2020-21 and a run to the 6A quarterfinals.

MAJOR

Roberts is currently undecided on a major.



21

DAIJA TURNER

FRESHMAN | FORWARD | 6-3
FAYETTEVILLE, N.C. | VILLAGE CHRISTIAN ACADEMY

HIGH SCHOOL

Enjoyed a prep career at Village Christian Academy in Fayetteville, N.C., where she earned conference player of the year honors, was named the Best of 910 Preps Player of the Year and an all-state selection in 2019-20 ... she was also tabbed the Eddie White Defensive Player of the Year ... she posted 22 double-doubles and 16 triple-doubles as a junior ... she set a new state record with 260 blocked shots and led her conference with a season-best 28 rebounds in a single game ... she finished the season ranking No. 2 in the nation with 21.6 rebounds on the year ... also as a junior, she averaged 17.8 points and 11.8 blocked shots per game ... her senior season saw her average 16.4 points and lead the nation in both rebounds (22.6/game) and blocks (9.8/game) ... ranked 22n in the nation with 19 double-doubles ... scored 20 points or more in seven games her senior season, including a game-high 33 points in VCA's season-opener.

MAJOR

TBA

TCU HORNNED FROGS BASKETBALL



2020-21 SEASON IN REVIEW

2021-22 TCU WOMEN'S BASKETBALL FACT BOOK



UNUSUAL START TO AN UNUSUAL SEASON

- The 2020-21 campaign would prove to be one unlike any others, due to the COVID-19 pandemic.
- The Horned Frogs would be limited to opening the season with just six total non-conference games, which included opening the schedule nearly a complete month later than a normal season.
- TCU would open the season on Nov. 25 - the latest to play its first game in 25 years.
- It marked the latest date to open a season since playing Oklahoma on Nov. 25, to open the 1995-96 season.
- Following its game against Incarnate Word, TCU has now only played nine contests in program history on Nov. 25 or later.

PRESEASON POLLS, HONORS

- TCU was picked to finish ninth in the Big 12 preseason poll, which was voted on by the league's head coaches.
- TCU collected 23 points in the poll, three behind Oklahoma State that was picked eighth, and nine more votes of Kansas who came in at No. 10 in the poll.
- Baylor received nine of the 10 first place votes and was picked to win the conference for the 10th time since 2006. The Lady Bears have won or tied 11 regular-season crowns, including the last 10.
- Senior Lauren Heard was named to the Preseason All-Big 12 Team following another vote from the league's head coaches.
- Coming into the season, Heard was the only returning Big 12 player to rank among the league's top-10 in points, assists and steals.

FROGS SIGN FOUR TO NLI

- Prior to TCU playing its first game, head coach Raegan Pebley announced the signing of four players to National Letters of Intent to play for the Frogs in 2021-22.
- Joining the squad next season will be incoming freshmen Evie Goetz (Denton, Texas), Mariah Roberts (Arlington, Texas), Paige Bradley (Dallas, Texas) and DaiJa Turner (Fayetteville, N.C.).
- Pebley noted on the class, "Signing day is finally here for the 2021 class and we are thrilled to welcome these four dynamic players who share a competitive fire, passion for TCU and a hunger to impact the program. We love how they each navigated a unique recruiting experience due to the NCAA recruiting shutdowns.

They never complained, never wavered, were always grateful and positive."

FROGS EARN SEASON-OPENING WIN OVER INCARNATE WORD

- TCU opened the new season with an 84-59 win over UIW back on Nov. 25.
- Eight different Horned Frogs were part of the team's 84 points – TCU's most points scored in a season-opener since an 88-40 win over Incarnate Word in 2016-17. TCU has now scored at least 80 points in a season-opener in four of seven seasons with head coach Raegan Pebley at the helm.
- TCU trailed 19-17 after the first quarter of play and found themselves leading by just three points, up 38-35 at the break. The Cardinals eventually notched things up early in the third quarter before a 6-0 run pushed TCU's lead to 46-40 at the 6:52 mark.
- Heard scored seven of her 22 points in the third quarter that saw the Horned Frogs ahead by as many as 15 points before taking a 61-47 lead into the fourth quarter. TCU's defense stifled the Cardinal offense in the final period of play and the Cardinals never came back within more than an 11-point deficit.
- Yummy Morris scored a career-high 26 points in the game - 10 points more than her previous career-high of 16 points she scored at Middle Tennessee last season.
- Eight of TCU's nine newcomers made their debut donning the Purple & White on Wednesday. Caroline Germond led all newcomers with nine points, while graduate transfer Aahliyah Jackson scored seven points on the afternoon. Freshman Adhel Tac notched the team's only blocked shot on the day.

TCU WRAPS UP NON-CON PLAY WITH 5-0 MARK

- TCU picked up a 62-48 home win over Oral Roberts on Dec. 22, closing out non-conference play at 5-0. All five wins came at home, pushing TCU's non-conference home winning streak to 29 straight victories.
- The win streak includes WNIT home victories over the previous two seasons, as well.
- The Horned Frogs' last home loss to a non-conference opponent came back on Nov. 21, 2017, in a defeat to Yale.
- TCU is 49-4 overall against non-conference teams played at home in the regular-season under head coach Raegan Pebley. TCU has gone undefeated in non-

conference home games over the past three seasons.

- TCU is 69-23 at home against all non-conference opponents under coach Pebley, which includes home wins over WNIT postseason opponents.
- A look at TCU in non-conference games over the previous six seasons:

NON-CONFERENCE PLAY IN PEBLEY ERA*

SEASON	RECORD	PCT.	H	A	N
2020-21	5-0	1.000	5-0	0-0	0-0
2019-20	9-2	.818	7-0	2-2	0-0
2018-19	10-1	.909	8-0	2-0	0-1
2017-18	10-2	.833	7-1	1-1	2-0
2016-17	8-3	.727	8-1	0-2	0-0
2015-16	8-3	.727	7-1	1-2	0-0
2014-15	8-3	.727	7-1	0-1	1-1
OVERALL	58-14	.805	49-4	6-8	3-2

* - Regular-season contests only

COVID-19 STRIKES, CANCELS SEC/BIG 12 CHALLENGE CONTEST AGAINST MISSOURI

- Due to COVID-19 regulations and protocols, Missouri was forced to cancel its home game against the Horned Frogs that was scheduled for Dec. 6, 2020.
- The SEC/Big 12 Challenge game was completely canceled with no mention was made to reschedule with Missouri and/or any other SEC team.

TCU OPENS BIG 12 PLAY IN JUST THIRD GAME OF THE SEASON

- In what was already an unusual season schedule for TCU, the Horned Frogs were slated to open Big 12 play against No. 23-ranked Iowa State in what would have been just the fourth game of season.
 - Due to the cancellation of TCU's contest at Missouri, the Frogs would now open Big 12 play following just two games played overall.
 - A short non-conference slate prior to tipping off against Big 12 competition proved to be a tough slate. The Frogs were outscored 28-10 in the first quarter, trailed 54-32 at the half on the way to a 91-68 defeat.
 - Iowa State opened the game with a 10-0 run and never looked back. The Cyclones shot 43.7 percent from the field, while limiting TCU to just 37.1 percent from the field.
- ## FROGS COLLECT FIRST BIG 12 WIN IN OVERTIME THRILLER AGAINST KANSAS
- After opening Big 12 play at 0-5, TCU finally got into the win column in league

play with a thrilling 81-78 overtime win over the Jayhawks on Jan. 17.

- TCU erased a seven-point deficit in the fourth quarter, outscoring the Jayhawks 19-14 in the final frame to push the game into overtime.
- Despite KU opening the overtime period with four straight points, TCU would go onto outscore the visiting team 13-6 the rest of the way for the three-point win.
- TCU played in its first overtime game since Jan. 13, 2018, when the Frogs defeated West Virginia, 76-74, on the road. It marked the first overtime game at home since Nov. 17, 2010 (SMU, 2OT).

HEARD GOES OFF AGAINST WVU

- Senior Lauren Heard, who was already having an All-Big 12 season prior to playing West Virginia, came up big in both games against the Mountaineers this season.
- In her first contest against WVU on Jan. 30, Heard registered the first 30-point game of her career, scoring a new career-high 34 points in what turned out to be a 79-70 defeat to the No. 24-ranked Mountaineers.
- Heard, who was 9-for-9 from the free throw line in the game, became the first Horned Frog to score at least 30 points in a game since Amy Okonkwo's 36 points at Arkansas back on March 28, 2019.
- Just a few weeks later, Heard would set a new career-high, scoring 38 points at WVU back on Feb. 20.
- Heard's 38 points helped keep TCU in a very tight game against the No. 19-ranked WVU, but the Mountaineers came away with an 81-78 victory.
- Heard's 38 points is tied for third-most in TCU single-game history. She is the first player to score at least 38 points in a game since Emily Carter's school-record 43-point performance back on Nov. 17, 2010.

FROGS GET VICTORY ON THE ROAD

- TCU avoided going winless on the road for the first time since the 2012-13 campaign, downing Oklahoma 83-79 in Norman back on March 4.
- In what was TCU's final road game of the season, the Frogs had to erase an eight-point deficit in the third quarter to earn the road victory.
- Senior Lauren Heard scored what was then her second-straight 30-point game and came within a rebound shy of notching a triple-double.
- Heard finished the game with 31 points,

nine rebounds and a new single-game school record 11 steals.

- Heard, who had scored 35 points at K-State the game prior, became the first player in school history to score at least 30 points in two straight games.
- Not only was it TCU's first road win of the season, it also marked the first victory on the year when the opposing team shot at least 50 percent from the field.

FROGS CLOSE BIG 12 PLAY, SEASON WITH HOME LOSS TO LONGHORNS

- Despite erasing a 20-point deficit, TCU was saddled with a 69-60 defeat to the Texas Longhorns in the regular-season finale on March 7.
- TCU won the battle in the paint, outscoring the Longhorns 38-32, but Texas countered from downtown and drained 5-of-12 from three-point range, while TCU made just 1-of-7 from beyond the arc.
- Lauren Heard finished the game leading the Frogs in points (28) and rebounds (10), netting her fifth double-double of the season and ninth of her career.

BIG 12 CONFERENCE THIS-AND-THAT

- TCU moved to 67-95 all-time in Big 12 games, since moving to the league in 2012-13.
- The Horned Frogs are now 41-40 in Big 12 games played at home and 26-55 in league contests played on the road.
- TCU is 57-69 in Big 12 play under head coach Raegan Pebley.

FROGS HEAD TO BIG 12 CHAMPIONSHIP AS THE NO. 8 SEED.

- After finishing in sole-possession of eighth place in the conference standings, TCU earned the No. 8 seed and would match-up with No. 9-seeded Kansas in the opening round of the Phillips 66 Big 12 Championship.
- TCU headed into the tournament just 2-7 in Big 12 Championship contests, with an 0-2 record against the Jayhawks.
- TCU had a pair of 20-point scorers, erased an early 11-point deficit and advanced to the next round of the tournament with a 75-72 win over KU.
- Senior Lauren Heard scored 26 points, with 13 of those coming from the free throw line. Sophomore Tavy Diggs scored a career-high 20 points and junior Yummy Morris chipped in with 15 points.
- The win pushed TCU into the quarterfinal round, where they would face No. 1-seeded and No. 6-ranked Baylor.
- TCU trailed by double-digits early on and

despite cutting the deficit to single-digits, Baylor took control of the game midway through the third quarter and then put the game out of reach, outscoring the Frogs 33-13 in the fourth quarter.

- TCU shot just .264 from the field overall, which included making just 3-of-21 (.143) from three-point range.
- Tavy Diggs would set a new career-high, scoring 22 points on the way to lead the Frogs in scoring.

TCU CONCLUDES SEASON AT BIG 12 CHAMPIONSHIP

- With the loss to Baylor, TCU would wrap up the 2020-21 season with an overall record of 10-15.
- Despite the losing record, TCU women's basketball would register at least 10 wins during a season for the eighth straight year and 24th time in the past 25 years.

IN-SEASON HONORS

- Senior Lauren Heard was named the Big 12 Co-Player of the Week on Dec. 14 and the Big 12 Player of the Week on March 9, while Aja Holmes was tabbed the Freshman of the Week on Jan. 25.
- Heard earned Big 12 Player of the Week honors for the third and fourth time in her career, after collecting a pair of POW selections last season.
- Heard is the first TCU player to be named Big 12 Player of the Week four times in a career, surpassing Zahna Medley as the only other two-time Big 12 POW recipient. Medley was also tabbed a Big 12 Freshman of the Week four times.
- Holmes is the fourth different TCU freshman to earn Big 12 Freshman accolades and the first since Mikayla Christian, who earned the honor back on Dec. 27, 2016.

POSTSEASON HONORS

- Senior Lauren Heard was TCU's lone player named to the All-Big 12 Team, earning first team accolades. She was also tabbed a Big 12 All-Defensive Team selection.
- Heard earns first team honors for a second consecutive season, becoming the first Horned Frog to do so since Zahna Medley in 2015 and 2016. Medley was a three-time first team honoree, also earning the nod in 2014.
- Heard totaled double-digit scoring efforts in 21 of 23 games, finishing the regular season with a 21.7 points per game scoring average. She averaged 7.0 rebounds per game, dished out 116 assists

and collected 59 steals.

- In Big 12-only games, the Denton, Texas, native ranked second in the league in scoring with 22.4 points per game. Only Iowa State's Ashley Joens averaged more, scoring at a clip of 22.8 points per game.
- Heard ranked ninth in rebounding (7.3), was third in assists (5.0) and led the conference in steals (2.6). She is the only player in the Big 12 to rank among the top-10 in points, rebounds, assists and steals.
- Four Horned Frogs were tabbed Academic All-Big 12 with seniors Michelle Berry and Emma Schmidt, along with sophomore Tavy Diggs earning first team nods. Junior Yummy Morris was a second team selection.

WELCOME TO THE CLUB(S)

- Senior Lauren Heard made her way into both the 1,500 points scored and 600 rebounds clubs this season.
- She became just the eighth player in school history to score at least 1,500 points and 10th player all-time to pull down 600 boards.
- Heard is just the fourth player in school history to both score 1,500 points and pull down 600 rebounds in the same career. She joins Sandora Irvin, Helena Sverrisdottir and Jordan Moore as the only players to accomplish this particular feat.

PLAYER (YEARS)	PTS	REB
Sandora Irvin (2001-05)	1,892	1,370
Helena Sverrisdottir (2007-11)	1,764	826
Jordan Moore (2015-19)	1,514	892
Lauren Heard (2017-Present)	1,591	624

LIKE TAKING CANDY FROM A BABY

- Senior Lauren Heard became just the second player in school history to register at least 10 steals in a single game, on her way to setting a new single-game school record with 11 steals at OU on March 4.
- Heard became the first player to post 10 steals since Adrienne Ross totaled what was then a new school record 10 steals at UNLV back on Feb. 3, 2007.
- Heard has totaled 226 steals in her career at TCU, which currently ranks seventh-most all-time.

NEW SCHOOL RECORD

- In addition to Lauren Heard making her way into a majority of TCU's career leaderboard lists, the senior guard did manage to set a new single-season school record in 2020-21.
- Heard finished the season averaging

- 21.2 points per game, which breaks the previous mark of 20.3 points that was set by Emma Wilson in 1996-97.
- Heard and Wilson are the only two players in school history to average at least 20 points in a single season.
- Heard totaled 531 points in just 25 games played - compared to the 534 points she scored last season in 29 games played.
- Heard, who set a single-season school record last season with 171 free throws made, drained 159 free throws this season, which ranks tied for second-most (Sandora Irvin, 2004-05).

NO FRESHMAN JITTERS HERE

- True freshman Aja Holmes finished her first season donning the Purple & White, averaging 5.6 points per game.
- Holmes is the first TCU freshman to average at least 5.0 points per game since Lauren Heard totaled 6.2 points per game her freshman campaign back in 2017-18.
- Holmes led the team with 39 three-pointers made and is the first freshman to make at least 35 three's in a season since Amber Ramirez totaled 39 three-pointers made as a freshman back in 2016-17.

CAN YOU DIGGS IT

- Sophomore Tavy Diggs made a habit of scoring in double-digits over the final few weeks of the season. The Richardson, Texas, native would go onto score 10+ points in seven of her final eight games, which included notching a pair of 20-point performances at the Big 12 Championship.
- Diggs went into TCU's game against Iowa State on Feb. 13, averaging 6.8 points per game. In a loss to the Cyclones, Diggs scored 16 points and would then go onto score 13, 17, 8, 12, 16, 20 and 22 points in the next seven games, respectively.
- In the eight-game span, Diggs averaged 15.5 points per game.
- Diggs set a new career-high with 20 points in TCU's win against Kansas in the Big 12 Championship opening round and then turned around to eclipse that mark with 22 points in the quarterfinals against Baylor.
- Diggs joins Lauren Heard as the only two players on the squad to score at least 20 points in back-to-back games this season.

DOWNTOWN LIVING

- TCU made at least 10 three-pointers in five different games this season.
- The Frogs averaged 6.3 three-pointers made per game this season, which ranked fifth-most in the Big 12 and 131st in the

nation.

- TCU's 158 three-pointers made on the year ranked 97th overall in the nation.
- TCU's five games of 10+ three-pointers are the most in a season since netting 10+ in six games back in 2017-18.

DON'T EVEN THINK OF 60

- TCU limited an opponent to under 60 points five times this season and were 5-0 in those games.
- Under head coach Raegan Pebley, the Horned Frogs are 56-3 (.949) all-time when limiting the opposing team to score 60 points or less.
- The Horned Frogs have won 14 straight games when limiting opposing teams to under 60 points.
- The last time a TCU team was defeated, limiting an opponent to under 60 points, came back on April 3, 2019, against Arizona in the WNIT Semifinals. Arizona won the game 59-53.

I'LL TAKE THAT

- TCU tallied 21 steals in its season-opening win against Incarnate Word.
- The Horned Frogs totaled 20+ steals in a game for the first time in more than 16 seasons. It was the first 20-steal game since collecting 20 steals against Cornell back on Jan. 2, 2006.
- The 21 steals are tied for the fourth-most in a single game by a TCU team.
- The all-time record is 24 steals, which happened twice overall, but the last time coming against Southern Miss back in 2005.

THE COMEBACK TRAIL

- TCU erased double-digit deficits over Middle Tennessee (11 points), Texas Tech (13 points) and Kansas (11 points) this season.
- TCU has now overcame deficits of 10 points or more in five contests over the past two seasons.
- The Horned Frogs wiped out a 10-point deficit to Iowa State and a 12-point deficit to Kansas State last season. Both of those wins came on the road.
- TCU trailed by at least one point in all 10 of its wins during the 2020-21 season.

FINAL BIG 12 STANDINGS

TEAM	BIG 12	PCT.	H	A	Streak	OVERALL PCT.	H	A	N	Streak	
Baylor	17-1	0.944	8-1	9-0	W14	28-3	0.903	12-1	10-1	6-1	L1
West Virginia	13-5	0.722	7-2	6-3	L1	22-7	0.759	11-2	6-3	5-2	L1
Oklahoma State	13-5	0.722	8-1	5-4	L1	19-9	0.679	11-3	6-4	2-2	L1
Iowa State	12-6	0.667	7-2	5-4	W2	17-11	0.607	10-3	6-6	1-2	L1
Texas	11-7	0.611	6-3	5-4	W1	21-10	0.677	12-4	5-4	4-2	L1
Oklahoma	9-9	0.500	4-5	5-4	W1	12-12	0.500	7-6	5-5	0-1	L1
Texas Tech	5-13	0.278	4-5	1-8	L2	10-15	0.400	9-6	1-8	0-1	L3
TCU	4-14	0.222	3-6	1-8	L1	10-15	0.400	8-6	1-8	1-1	L1
Kansas	3-15	0.167	3-6	0-9	L8	7-18	0.280	7-7	0-10	0-1	L9
Kansas State	3-15	0.167	3-6	0-9	L2	9-18	0.333	7-8	1-9	1-1	L1

BIG 12 POSTSEASON HONORS
COACH OF THE YEAR:

Jim Littell, Oklahoma State

PLAYER OF THE YEAR:

NaLyssa Smith, Baylor

DEFENSIVE PLAYER OF THE YEAR:

Natasha Mack, Oklahoma State

NEWCOMER OF THE YEAR:

DiJonai Carrington, Baylor

FRESHMAN OF THE YEAR:

Lexi Donarski, Iowa State

SIXTH PLAYER AWARD:

DiJonai Carrington, Baylor

2021 ALL-BIG 12 FIRST TEAM

NaLyssa Smith, Baylor
 Ashley Joens, Iowa State
 Ayoka Lee, Kansas State
 Madi Williams, Oklahoma
 Natasha Mack, Oklahoma State
Lauren Heard, TCU
 Charli Collier, Texas
 Vivian Gray, Texas Tech
 Kysre Gondrezick, West Virginia
 Esmery Martinez, West Virginia

2021 ALL-BIG 12 SECOND TEAM

DiDi Richards, Baylor
 Moon Ursin, Baylor
 Kristin Scott, Iowa State
 Taylor Robertson, Oklahoma
 Ja'Mee Asberry, Oklahoma State

2021 ALL-BIG 12 HONORABLE MENTION

DiJonai Carrington, Queen Egbo (Baylor),
 Holly Kersgieter (Kansas), Christianna Carr
 (K-State), JoAnne Allen-Taylor, Kyra Lambert,
 Celeste Taylor (Texas), Kirsten Deans, Kari
 Niblack (West Virginia)


2021 BIG 12 ALL-DEFENSIVE TEAM

DiDi Richards, Baylor
 Moon Ursin, Baylor
 Natasha Mack, Oklahoma State
Lauren Heard, TCU
 Charli Collier, Texas

BIG 12 PLAYERS OF THE WEEK

DATE	PLAYER	SCHOOL
Nov. 30	Charli Collier	Texas
Dec. 7	Ashley Joens	Iowa State
Dec. 14	Lauren Heard	TCU
	Ashley Joens	Iowa State
Dec. 21	NaLyssa Smith	Baylor
Dec. 28	Natasha Mack	Oklahoma State
Jan. 4	Madi Williams	Oklahoma
Jan. 11	Natasha Mack	Oklahoma State
Jan. 18	Ashley Joens	Iowa State
Jan. 25	Charli Collier	Texas
Feb. 1	Kysre Gondrezick	West Virginia
Feb. 8	Natasha Mack	Oklahoma State
Feb. 15	Madi Williams	Oklahoma
Feb. 22	Vivian Gray	Texas Tech
Mar. 1	Taylor Robertson	Oklahoma
Mar. 9	Lauren Heard	TCU

BIG 12 FRESHMAN OF THE WEEK

DATE	PLAYER	SCHOOL
Nov. 30	Ioanna Chatzileonti	Kansas
Dec. 7	Ioanna Chatzileonti	Kansas
Dec. 14	Lexi Donarski	Iowa State
Dec. 21	Hannah Gusters	Baylor
	Lexy Keys	Oklahoma State
Dec. 28	Emily Ryan	Iowa State
Jan. 4	DeYona Gaston	Texas
Jan. 11	Lexi Donarski	Iowa State
Jan. 18	Emily Ryan	Iowa State
Jan. 25	Aja Holmes	TCU
Feb. 1	Kylie Feuerbach	Iowa State
Feb. 8	Lexy Keys	Oklahoma State
Feb. 15	Lexi Donarski	Iowa State
Feb. 22	Lexi Donarski	Iowa State
Mar. 1	Lexi Donarski	Iowa State
Mar. 9	Kylie Feuerbach	Iowa State

TCU HONOR ROLL
MICHELLE BERRY

Academic All-Big 12 First Team Mar. 25

TAVY DIGGS

Academic All-Big 12 First Team Mar. 25

LAUREN HEARD

Preseason All-Big 12 Oct. 21
 Lieberman Watch List Nov. 9
 Naismith Trophy Watch List Nov. 17
 TCU Student-Athlete of the Week Dec. 2
 Big 12 Player of the Week Dec. 14
 TCU Student-Athlete of the Week Dec. 15
 TCU Student-Athlete of the Week Jan. 26
 TCU Student-Athlete of the Week Feb. 16
 TCU Scholar-Athlete of the Month Mar. 5
 Big 12 Player of the Week Mar. 9
 All-Big 12 First Team Mar. 10
 Big 12 All-Defensive Team Mar. 10

AJA HOLMES

Big 12 Freshman of the Week Jan. 25

AAHLIYAH JACKSON

TCU Scholar-Athlete of the Month Jan. 19

YUMMY MORRIS

TCU Scholar-Athlete of the Month Dec. 2
 Academic All-Big 12 Second Team Mar. 25

EMMA SCHMIDT

Academic All-Big 12 First Team Mar. 25
 TCU Pillar of Purple Award Apr. 13

**Game Records**

Record	Overall	Home	Away	Neutral
ALL GAMES	10-15	8-6	1-8	1-1
CONFERENCE	4-14	3-6	1-8	0-0
NON-CONFERENCE	6-1	5-0	0-0	1-1

Team Results

Date	Opponent		Score	Att.	High Points	High Rebounds
11/25/2020	Incarnate Word	W	84-59	844	(26) MORRIS, Yummy	(8) DIGGS, Tavy
11/28/2020	Central Ark.	W	65-48	802	(17) HEARD, Lauren	(9) MORRIS, Yummy
12/02/2020	Iowa St.	L	68-91	715	(19) DIGGS, Tavy	(9) BERRY, Michelle
12/09/2020	Lamar University	W	79-53	768	(20) MORRIS, Yummy	(10) HEARD, Lauren (10) BERRY, Michelle
12/13/2020	Middle Tenn.	W	83-77	736	(25) HEARD, Lauren	(8) BERRY, Michelle
12/19/2020	at Texas Tech	L	72-78	2612	(27) HEARD, Lauren	(13) HEARD, Lauren
12/22/2020	Oral Roberts	W	62-48	841	(16) HEARD, Lauren	(9) HEARD, Lauren (9) BERRY, Michelle
01/02/2021	Baylor	L	50-74	1605	(14) HEARD, Lauren	(6) MOKWUAH, Kayla
01/06/2021	Oklahoma St.	L	53-78	760	(14) HOLMES, Aja	(7) BERRY, Michelle (7) MORRIS, Yummy
01/09/2021	at Oklahoma St.	L	50-69	1059	(22) HEARD, Lauren	(8) BERRY, Michelle
01/17/2021	Kansas	Wot	81-78	914	(19) HEARD, Lauren	(13) BERRY, Michelle
01/20/2021	at Texas	L	54-71	0	(14) BERRY, Michelle	(7) BERRY, Michelle
01/23/2021	Texas Tech	W	61-53	1165	(23) HEARD, Lauren	(13) BERRY, Michelle
01/26/2021	at Baylor	L	49-82	2261	(14) HEARD, Lauren	(9) HEARD, Lauren
01/30/2021	West Virginia	L	70-79	904	(34) HEARD, Lauren	(8) BERRY, Michelle
02/07/2021	at Kansas	L	72-82	352	(19) HEARD, Lauren	(10) BERRY, Michelle
02/10/2021	Kansas St.	W	78-67	824	(27) HEARD, Lauren	(8) HEARD, Lauren
02/13/2021	at Iowa St.	L	81-92	762	(26) HEARD, Lauren	(7) HEARD, Lauren
02/20/2021	at West Virginia	L	78-81	1236	(38) HEARD, Lauren	(9) HEARD, Lauren
02/24/2021	Oklahoma	L	60-76	854	(17) DIGGS, Tavy	(9) HEARD, Lauren
03/01/2021	at Kansas St.	Lot	76-79	503	(35) HEARD, Lauren	(6) HEARD, Lauren
03/04/2021	at Oklahoma	W	83-79	423	(31) HEARD, Lauren	(9) HEARD, Lauren
03/07/2021	Texas	L	60-69	1091	(28) HEARD, Lauren	(10) HEARD, Lauren
03/11/2021	vs Kansas	W	75-72	0	(26) HEARD, Lauren	(8) HEARD, Lauren (8) MORRIS, Yummy
03/12/2021	vs Baylor	L	55-92	788	(22) DIGGS, Tavy	(6) HEARD, Lauren (6) MORRIS, Yummy (6) DIGGS, Tavy

Attendance Summary

	Games	Attend	Avg/Game
Home	14	12823	916
Away	9	9208	1023
Neutral	2	788	394
Total	25	22819	913



Game Records

Record	Overall	Home	Away	Neutral
ALL GAMES	10-15	8-6	1-8	1-1
CONFERENCE	4-14	3-6	1-8	0-0
NON-CONFERENCE	6-1	5-0	0-0	1-1

Score by Periods

Team	1st	2nd	3rd	4th	OT	TOT
TCU	354	391	460	469	25	1699
Opponents	441	430	494	437	25	1827

Team Box Score

No.	Player				Total		3-Point		F-Throw		Rebounds											
		GP-GS	MIN	AVG	FG-FGA	FG%	3FG-3FGA	3FG%	FT-FTA	FT%	OFF	DEF	TOT	AVG	PF	DQ	A	TO	BLK	STL	PTS	AVG
20	HEARD, Lauren	25-25	892:03	35.7	169-423	.400	34-113	.301	159-219	.726	36	141	177	7.1	54	1	121	89	3	64	531	21.2
13	DIGGS, Tavy	25-12	546:18	21.9	106-212	.500	5-20	.250	22-33	.667	24	66	90	3.6	66	3	41	41	6	17	239	9.6
23	BERRY, Michelle	25-22	853:17	34.1	77-226	.341	36-116	.310	27-34	.794	33	131	164	6.6	39	1	45	48	4	28	217	8.7
5	MORRIS, Yummy	25-16	481:08	19.2	76-150	.507	0-0	.000	34-39	.872	36	77	113	4.5	55	1	17	39	21	10	186	7.4
15	HOLMES, Aja	25-4	480:59	19.2	46-132	.348	39-120	.325	9-10	.900	1	18	19	0.8	29	0	12	16	1	8	140	5.6
1	JACKSON, Aahliyah	24-24	671:08	28.0	42-139	.302	26-79	.329	23-41	.561	15	60	75	3.1	63	1	29	31	12	22	133	5.5
0	GERMOND, Caroline	25-13	572:23	22.9	36-131	.275	13-59	.220	6-10	.600	10	41	51	2.0	64	0	78	39	3	20	91	3.6
22	MOKWUAH, Kayla	25-5	254:40	10.2	40-90	.444	0-0	.000	8-12	.667	25	25	50	2.0	52	1	8	23	15	7	88	3.5
32	MORRIS, Patricia	16-4	145:18	9.1	13-23	.565	0-0	.000	17-20	.850	8	22	30	1.9	37	2	0	19	12	1	43	2.7
4	CONN, Amari	14-0	66:36	4.8	7-12	.583	5-9	.556	1-2	.500	1	7	8	0.6	3	0	1	5	1	2	20	1.4
24	TAC, Adhel	14-0	54:44	3.9	5-12	.417	0-2	.000	1-4	.250	5	14	19	1.4	11	0	1	6	1	2	11	0.8
12	MORGAN, Aaliyah	9-0	23:52	2.7	0-2	.000	0-2	.000	0-0	.000	0	4	4	0.4	1	0	3	2	0	0	0	0.0
10	SCHMIDT, Emma	5-0	07:34	1.5	0-2	.000	0-2	.000	0-2	.000	1	2	3	0.6	1	0	0	0	0	0	0	0.0
Team											56	51	107				13					
Total		25	5050		617-1554	.397	158-522	.303	307-426	.721	251	659	910	36.4	475	10	356	371	79	181	1699	68.0
Opponents		25	5050		659-1548	.426	161-513	.314	348-451	.772	253	729	982	39.3	408	7	406	386	112	177	1827	73.1

Team Statistics

	TCU	OPP
Scoring	1699	1827
Points per game	68.0	73.1
Scoring margin	-5.1	-
Field goals-att	617-1554	659-1548
Field goal pct	.397	.426
3 point fg-att	158-522	161-513
3-point FG pct	.303	.314
3-pt FG made per game	6.3	6.4
Free throws-att	307-426	348-451
Free throw pct	.721	.772
F-Throws made per game	12.3	13.9
Rebounds	910	982
Rebounds per game	36.4	39.3
Rebounding margin	-2.9	-
Assists	356	406
Assists per game	14.2	16.2
Turnovers	371	386
Turnovers per game	14.8	15.4
Turnover margin	+0.6	-
Assist/turnover ratio	1.0	1.1
Steals	181	177
Steals per game	7.2	7.1
Blocks	79	112
Blocks per game	3.2	4.5
Winning streak	0	-
Home win streak	0	-
Attendance	12823	9208
Home games-Avg/Game	14-916	9-1023
Neutral site-Avg/Game	-	2-394

Team Results

Date	Opponent		Score	Att.
11/25/2020	Incarnate Word	W	84-59	844
11/28/2020	Central Ark.	W	65-48	802
12/02/2020	Iowa St.	L	68-91	715
12/09/2020	Lamar University	W	79-53	768
12/13/2020	Middle Tenn.	W	83-77	736
12/19/2020	at Texas Tech	L	72-78	2612
12/22/2020	Oral Roberts	W	62-48	841
01/02/2021	Baylor	L	50-74	1605
01/06/2021	Oklahoma St.	L	53-78	760
01/09/2021	at Oklahoma St.	L	50-69	1059
01/17/2021	Kansas	Wot	81-78	914
01/20/2021	at Texas	L	54-71	0
01/23/2021	Texas Tech	W	61-53	1165
01/26/2021	at Baylor	L	49-82	2261
01/30/2021	West Virginia	L	70-79	904
02/07/2021	at Kansas	L	72-82	352
02/10/2021	Kansas St.	W	78-67	824
02/13/2021	at Iowa St.	L	81-92	762
02/20/2021	at West Virginia	L	78-81	1236
02/24/2021	Oklahoma	L	60-76	854
03/01/2021	at Kansas St.	Lot	76-79	503
03/04/2021	at Oklahoma	W	83-79	423
03/07/2021	Texas	L	60-69	1091
03/11/2021	vs Kansas	W	75-72	0
03/12/2021	vs Baylor	L	55-92	788



Opponent	Date	Score		Total		3-Pointers		Free throws		Rebounds										
				FG-FGA	PCT	3FG-3FGA	PCT	FT-FTA	PCT	OFF	DEF	TOT	AVG	PF	A	TO	BLK	STL	PTS	AVG
Incarate Word	11/25/2020	84-59	W	35-75	.467	2-14	.143	12-14	.857	13	26	39	39.0	23	17	15	1	21	84	84.0
Central Ark.	11/28/2020	65-48	W	25-58	.431	3-15	.200	12-20	.600	12	29	41	40.0	21	20	20	4	12	65	74.5
Iowa St.	12/02/2020	68-91	L	23-62	.371	5-16	.313	17-24	.708	8	27	35	38.3	21	15	12	5	4	68	72.3
Lamar University	12/09/2020	79-53	W	31-57	.544	3-8	.375	14-20	.700	9	39	48	40.8	19	18	16	5	3	79	74.0
Middle Tenn.	12/13/2020	83-77	W	29-64	.453	11-22	.500	14-17	.824	10	25	35	39.6	18	17	11	2	5	83	75.8
at Texas Tech	12/19/2020	72-78	L	26-66	.394	7-22	.318	13-15	.867	11	30	41	39.8	25	19	13	3	4	72	75.2
Oral Roberts	12/22/2020	62-48	W	23-53	.434	2-6	.333	14-23	.609	11	28	39	39.7	18	18	20	11	11	62	73.3
Baylor	01/02/2021	50-74	L	16-61	.262	5-14	.357	13-20	.650	11	22	33	38.9	21	9	17	4	10	50	70.4
Oklahoma St.	01/06/2021	53-78	L	20-68	.294	7-27	.259	6-10	.600	14	26	40	39.0	13	15	17	3	2	53	68.4
at Oklahoma St.	01/09/2021	50-69	L	20-68	.294	10-33	.303	0-0	.000	15	29	44	39.5	15	10	17	0	5	50	66.6
Kansas	01/17/2021	81-78	Wot	30-68	.441	10-32	.313	11-17	.647	10	31	41	39.6	20	22	14	9	6	81	67.9
at Texas	01/20/2021	54-71	L	19-54	.352	8-21	.381	8-12	.667	9	26	35	39.3	21	9	18	1	4	54	66.8
Texas Tech	01/23/2021	61-53	W	22-63	.349	7-25	.280	10-11	.909	9	38	47	39.8	15	11	14	2	2	61	66.3
at Baylor	01/26/2021	49-82	L	19-65	.292	3-21	.143	8-13	.615	11	25	36	39.6	17	9	16	0	8	49	65.1
West Virginia	01/30/2021	70-79	L	23-50	.460	5-20	.250	19-20	.950	6	23	29	38.9	21	12	19	4	3	70	65.4
at Kansas	02/07/2021	72-82	L	27-64	.422	8-21	.381	10-15	.667	13	24	37	38.8	27	11	15	6	5	72	65.8
Kansas St.	02/10/2021	78-67	W	27-63	.429	13-33	.394	11-14	.786	8	20	28	38.1	15	22	9	2	11	78	66.5
at Iowa St.	02/13/2021	81-92	L	29-58	.500	9-22	.409	14-20	.700	5	23	28	37.6	21	15	11	1	8	81	67.3
at West Virginia	02/20/2021	78-81	L	27-55	.491	9-21	.429	15-22	.682	6	25	31	37.2	18	20	15	2	6	78	67.9
Oklahoma	02/24/2021	60-76	L	22-56	.393	5-22	.227	11-19	.579	9	23	32	37.0	10	11	18	1	5	60	67.5
at Kansas St.	03/01/2021	76-79	Lot	27-71	.380	10-33	.303	12-15	.800	8	32	40	37.1	25	11	11	5	7	76	67.9
at Oklahoma	03/04/2021	83-79	W	30-62	.484	6-22	.273	17-23	.739	12	23	35	37.0	19	12	16	1	13	83	68.6
Texas	03/07/2021	60-69	L	23-54	.426	1-7	.143	13-19	.684	5	17	22	36.3	19	12	13	3	10	60	68.2
vs Kansas	03/11/2021	75-72	W	25-67	.373	6-24	.250	19-26	.731	13	27	40	36.5	17	14	10	4	8	75	68.5
vs Baylor	03/12/2021	55-92	L	19-72	.264	3-21	.143	14-17	.824	13	21	34	36.4	16	7	14	0	8	55	68.0
Total		1699		617-1554	.397	158-522	.303	307-426	.721	251	659	910	36.4	475	356	371	79	181	1699	68.0
Opponents		1827		659-1548	.426	161-513	.314	348-451	.772	253	729	982	39.3	408	406	386	112	177	1827	73.1

TCU Averages

Games Played	Points/game	FG Pct	3FG Pct	FT Pct	Rebounds/game	Assists/game	Turnovers/game	Assist/Turnover ratio	Steals/game	Blocks/game
25	68.0	39.7	30.3	72.1	36.4	14.2	14.8	1.0	7.2	3.2



Opponent	Date	Score		Total		3-Pointers		Free throws		Rebounds				PF	A	TO	BLK	STL	PTS	AVG
				FG-FGA	PCT	3FG-3FGA	PCT	FT-FTA	PCT	OFF	DEF	TOT	AVG							
Incarnate Word	11/25/2020	84-59	W	20-47	.426	7-23	.304	12-20	.600	2	27	29	29.0	14	14	29	1	7	59	59.0
Central Ark.	11/28/2020	65-48	W	19-53	.358	4-14	.286	6-9	.667	5	27	32	30.5	24	14	27	0	10	48	53.5
Iowa St.	12/02/2020	68-91	L	31-71	.437	11-35	.314	18-20	.900	12	33	45	35.3	18	18	12	7	6	91	66.0
Lamar University	12/09/2020	79-53	W	18-69	.261	8-27	.296	9-14	.643	13	20	33	34.8	22	6	10	5	6	53	62.8
Middle Tenn.	12/13/2020	83-77	W	28-69	.406	11-36	.306	10-13	.769	18	25	43	36.4	18	15	19	3	5	77	65.6
at Texas Tech	12/19/2020	72-78	L	24-56	.429	6-20	.300	24-30	.800	4	31	35	36.2	13	15	11	5	5	78	67.7
Oral Roberts	12/22/2020	62-48	W	17-57	.298	6-19	.316	8-12	.667	12	23	35	36.0	22	11	22	6	6	48	64.9
Baylor	01/02/2021	50-74	L	28-65	.431	4-7	.571	14-19	.737	16	36	52	38.0	20	17	17	7	7	74	66.0
Oklahoma St.	01/06/2021	53-78	L	31-70	.443	5-13	.385	11-15	.733	12	34	46	38.9	11	22	10	12	12	78	67.3
at Oklahoma St.	01/09/2021	50-69	L	28-61	.459	2-11	.182	11-15	.733	6	31	37	38.7	7	17	9	4	11	69	67.5
Kansas	01/17/2021	81-78	Wot	29-77	.377	7-29	.241	13-19	.684	19	32	51	39.8	19	17	14	1	7	78	68.5
at Texas	01/20/2021	54-71	L	23-66	.348	6-25	.240	19-24	.792	17	29	46	40.3	12	12	10	4	8	71	68.7
Texas Tech	01/23/2021	61-53	W	23-70	.329	4-23	.174	3-7	.429	9	31	40	40.3	16	15	10	4	4	53	67.5
at Baylor	01/26/2021	49-82	L	33-67	.493	4-14	.286	12-18	.667	12	36	48	40.9	12	21	12	7	12	82	68.5
West Virginia	01/30/2021	70-79	L	27-60	.450	5-18	.278	20-23	.870	12	21	33	40.3	19	21	11	2	9	79	69.2
at Kansas	02/07/2021	72-82	L	25-59	.424	7-18	.389	25-31	.806	13	25	38	40.2	16	11	12	7	4	82	70.0
Kansas St.	02/10/2021	78-67	W	24-50	.480	6-16	.375	13-15	.867	5	29	34	39.8	14	21	19	4	4	67	69.8
at Iowa St.	02/13/2021	81-92	L	29-58	.500	15-33	.455	19-20	.950	6	27	33	39.4	13	14	13	2	6	92	71.1
at West Virginia	02/20/2021	78-81	L	32-61	.525	6-11	.545	11-19	.579	7	26	33	39.1	16	22	15	4	6	81	71.6
Oklahoma	02/24/2021	60-76	L	28-57	.491	10-30	.333	10-10	1.000	5	28	33	38.8	19	17	15	4	11	76	71.8
at Kansas St.	03/01/2021	76-79	Lot	23-61	.377	4-19	.211	29-34	.853	8	37	45	39.1	15	18	13	3	7	79	72.1
at Oklahoma	03/04/2021	83-79	W	27-53	.509	8-21	.381	17-22	.773	6	22	28	38.6	19	15	22	0	8	79	72.5
Texas	03/07/2021	60-69	L	27-56	.482	5-12	.417	10-14	.714	12	28	40	38.7	15	14	21	2	2	69	72.3
vs Kansas	03/11/2021	75-72	W	28-64	.438	6-20	.300	10-14	.714	11	30	41	38.8	19	16	16	8	5	72	72.3
vs Baylor	03/12/2021	55-92	L	37-71	.521	4-19	.211	14-14	1.000	11	41	52	39.3	15	23	17	10	9	92	73.1
Total		1827		659-1548	.426	161-513	.314	348-451	.772	253	729	982	39.3	408	406	386	112	177	1827	73.1
TCU		1699		617-1554	.397	158-522	.303	307-426	.721	251	659	910	36.4	475	356	371	79	181	1699	68.0

Opponents Averages

Games Played	Points/game	FG Pct	3FG Pct	FT Pct	Rebounds/game	Assists/game	Turnovers/game	Assist/Turnover ratio	Steals/game	Blocks/game
25	73.1	42.6	31.4	77.2	39.3	16.2	15.4	1.1	7.1	4.5



TCU RECORD BREAKDOWN

	2020-21 RECORD	PEBLEY ERA
Overall	10-15	127-93
Big 12	4-14	57-69
Home	8-6	92-32
Away	1-8	31-53
Neutral	1-1	5-8
vs Top 25	0-6	8-45
vs Top 10	0-3	1-23
Overtime games	1-1	2-2
November	2-0	34-7
December	3-2	27-13
January	2-6	29-30
February	1-4	23-29
March	2-3	17-14
April	0-0	0-1

SCORING

TCU leads after 1st quarter	5-1	73-23*
Opponent leads after 1st quarter	5-13	32-51*
Tied after 1st quarter	0-1	4-5*
TCU leads at halftime	5-2	102-16
Opponent leads at halftime	4-13	23-71
Tied at halftime	1-0	2-6
TCU leads after 3rd quarter	6-1	91-11*
Opponent leads after 3rd quarter	3-14	17-67*
Tied after 3rd quarter	1-0	1-1*
TCU scores less than 60	0-6	8-29
TCU scores 60-69	3-3	24-29
TCU scores 70-79	3-5	49-30
TCU scores 80+	4-1	46-5
Opponent scores less than 60	5-0	56-3
Opponent scores 60-69	1-2	44-13
Opponent scores 70-79	4-7	24-36
Opponent scores 80+	0-6	4-41
Games decided by 6 points or less	4-3	32-23

REBOUNDING

TCU out-rebounds opponent	6-2	83-10
Opponent has equal/more rebounds	4-13	44-83

FIELD GOALS

TCU has higher FG%	7-3	97-13
TCU has equal/lower FG%	3-12	30-80
TCU shoots higher than 40%	8-6	100-31
TCU shoots lower than 40%	2-9	27-61
Opponent shoots higher than 40%	5-12	46-84
Opponent shoots lower than 40%	5-3	81-9

THREE-POINT FIELD GOALS

TCU makes 7 or more 3-pointers	4-8	79-44
TCU makes 6 or fewer 3-pointers	6-7	48-49
TCU has higher 3PT FG%	6-4	92-26
TCU has lower 3PT FG%	4-11	35-67

FREE THROWS

TCU attempts more FT's	8-6	90-28
TCU attempts equal/fewer FT's	2-9	37-65

* - Does not include 2014-15 season when only halves were played

TCU PERFORMANCE LIST

SCORING LEADER	SEASON	CAREER
Lauren Heard	18	40
Yummy Morris	2	3
Tavy Diggs	3	3
Michelle Berry	1	2
Aja Holmes	1	1

REBOUNDING LEADER	SEASON	CAREER
Lauren Heard	13	31
Michelle Berry	11	17
Yummy Morris	4	10
Tavy Diggs	2	2
Kayla Mokwuah	1	1

ASSISTS LEADER	SEASON	CAREER
Lauren Heard	18	52
Caroline Germond	6	6
Tavy Diggs	3	3
Michelle Berry	2	2

10+ POINTS	SEASON	CAREER
Lauren Heard	22	65
Michelle Berry	10	13
Yummy Morris	6	12
Tavy Diggs	10	10
Aahliyah Jackson	5	5
Aja Holmes	4	4
Caroline Germond	1	1
Kayla Mokwuah	1	1
Patricia Morris	1	1

15+ POINTS	SEASON	CAREER
Lauren Heard	19	43
Yummy Morris	4	5
Tavy Diggs	7	7
Michelle Berry	1	3
Aja Holmes	1	1

20+ POINTS	SEASON	CAREER
Lauren Heard	13	29
Tavy Diggs	2	2
Yummy Morris	2	2
Aja Holmes	1	1

30+ POINTS	SEASON	CAREER
Lauren Heard	4	4

3+ 3-POINTERS	SEASON	CAREER
Lauren Heard	5	12
Aja Holmes	6	6
Michelle Berry	5	6
Aahliyah Jackson	4	4

10+ REBOUNDS	SEASON	CAREER
Lauren Heard	4	10
Michelle Berry	4	7

15+ REBOUNDS	SEASON	CAREER
Lauren Heard	- -	1

5+ ASSISTS	SEASON	CAREER
Lauren Heard	14	34
Caroline Germond	4	4
Michelle Berry	2	2

3+ STEALS	SEASON	CAREER
Lauren Heard	10	31
Michelle Berry	2	4
Aahliyah Jackson	2	2
Caroline Germond	2	2
Yummy Morris	- -	1

3+ BLOCKS	SEASON	CAREER
Yummy Morris	4	9
Kayla Mokwuah	1	1

DOUBLE-DOUBLES	SEASON	CAREER
Lauren Heard	5	9
Michelle Berry	2	4

TCU STREAKS

TEAM

Overall	0
vs. Ranked Teams	0
vs. Unranked Teams	0
Home	0
Home vs. Big 12	0
Home vs. Non-Conference	28
Home vs. Ranked	0
Home vs. Unranked	0
Home vs. Unranked Non-Conference	28
Road	1
Road vs. Big 12	1
Road vs. Non-Conference	0
Road vs. Ranked	0
Road vs. Unranked	1
Road vs. Unranked Non-Conference	0
Neutral	0
Neutral vs. Ranked	0
Neutral vs. Unranked	0

CONSECUTIVE GAMES 10+ POINTS

Tavy Diggs	4
Yummy Morris	2

CONSECUTIVE STARTS

Lauren Heard	81
Tavy Diggs	7
Aahliyah Jackson	6
Michelle Berry	2
Yummy Morris	2

CONSECUTIVE GAMES PLAYED

Lauren Heard	125
Michelle Berry	55
Yummy Morris	55
Tavy Diggs	26
Caroline Germond	25
Aja Holmes	25
Kayla Mokwuah	25
Patricia Morris	11
Aahliyah Jackson	6
Aahliyah Morgan	2
Amari Conn	2
Adhel Tac	1
Emma Schmidt	1

TCU HORNEED FROGS BASKETBALL



POSTSEASON HISTORY

2021-22 TCU WOMEN'S BASKETBALL FACT BOOK



NCAA APPEARANCES

YEAR	SEED
2001	No. 11
2002	No. 8
2003	No. 9
2004	No. 6
2005	No. 7
2006	No. 11
2007	No. 10
2009	No. 10
2010	No. 9

RECORD VS. OPPONENTS

OPPONENT	RECORD
Connecticut	0-1
Dayton	0-1
Duke	0-1
Georgia	0-1
Indiana	1-0
Louisiana Tech	0-1
Michigan State	1-0
Ole Miss	0-1
Oregon	0-1
Penn State	1-0
Rutgers	0-1
South Dakota State	0-1
Temple	1-0
Texas A&M	1-0
OVERALL RECORD	5-9

RECORD BY SEED

SEED	YEAR(S)	RECORD
No. 6	2004	1-1
No. 7	2005	0-1
No. 8	2002	1-1
No. 9	2003, 2010	1-2
No. 10	2007, 2009	0-2
No. 11	2001, 2006	2-2

RECORD VS. SEED

SEED	RECORD
No. 1	0-2
No. 3	0-3
No. 6	2-0
No. 7	0-2
No. 8	1-1
No. 9	1-0
No. 10	0-1
No. 11	1-0

NCAA TOURNAMENT HISTORY

REGION	RND	DATE	SITE	TCU SEED	(SEED) OPPONENT	W/L	SCORE
East	1st	03/17/01	Ruston, La.	(11)	(6) Penn State	W	77-75
East	2nd	03/19/01	Ruston, La.	(11)	(3) Louisiana Tech	L	59-80

- Played at Thomas Assembly Center

East	1st	03/15/02	Durham, N.C.	(8)	(9) Indiana	W	55-45
East	2nd	03/17/02	Durham, N.C.	(8)	(1) Duke	L	66-76

- Played at Cameron Indoor Stadium

East	1st	03/23/03	Storrs, Conn.	(9)	(8) Michigan State	W	50-47
East	2nd	03/25/03	Storrs, Conn.	(9)	(1) Connecticut	L	66-81

- Played at Gampel Pavilion

West	1st	03/20/04	Philadelphia, Pa.	(6)	(11) Temple	W	70-57
West	2nd	03/22/04	Philadelphia, Pa.	(6)	(3) Georgia	L	71-85

- Played at The Liacouras Center

Tempe	1st	03/19/05	Seattle, Wash.	(7)	(10) Oregon	L	55-58
-------	-----	----------	----------------	-----	-------------	---	-------

- Played at Bank of America Arena

Cleveland	1st	03/19/06	Trenton, N.J.	(11)	(6) Texas A&M	W	69-65
Cleveland	2nd	03/21/06	Trenton, N.J.	(11)	(3) Rutgers	L	48-82

- Played at Sovereign Bank Arena

Dayton	1st	03/18/07	Hartford, Conn.	(10)	(7) Ole Miss	L	74-88
--------	-----	----------	-----------------	------	--------------	---	-------

- Played at Hartford Civic Center

Raleigh	1st	03/22/09	Lubbock, Texas	(10)	(7) South Dakota State	L	55-90
---------	-----	----------	----------------	------	------------------------	---	-------

- Played at United Spirit Arena

Memphis	1st	03/20/10	Knoxville, Tenn.	(9)	(8) Dayton	L	66-67
---------	-----	----------	------------------	-----	------------	---	-------

- Played at Thompson-Boling Arena



2004 NCAA TOURNAMENT



#20/20 TCU (6) 70, TEMPLE (11) 57

First Round | March 20, 2004
The Liacouras Center | Philadelphia, Pa.

Official Basketball Box Score -- Game Totals -- Final Statistics
Temple vs TCU
03-20-04 1:45 p.m. at The Liacouras Center, Philadelphia, Pa.

Temple 57 • 21-10

Player	FG	3-PT	Rebounds	PF	PT	A	T	Bk	Stl	Min	
	FG-FGA	FG-FGA	FT-FTA	Off	Def	Total					
12 BELAFONTE, Toni	3-8	0-0	0-0	1	2	1	6	1	0	2	30
31 MOORE, Ari	6-13	0-1	4-6	4	3	7	5	16	2	2	33
40 DUPREE, Candice	4-14	0-0	6-9	4	5	9	14	0	2	0	36
01 JORDAN, Cynthia	2-8	0-3	0-0	1	4	5	4	1	2	0	33
24 HAMILTON, Christina	3-7	0-2	0-2	2	4	6	4	4	0	0	34
13 PAM, Tynicia	0-5	0-0	0-0	2	2	4	2	0	1	0	12
15 BROWN, Gwen	0-1	0-1	0-0	0	0	0	0	0	0	0	11
21 HARKSTON, Kamasha	2-4	0-0	0-1	1	1	2	4	0	1	0	11
22 JORDAN, Britney	2-7	1-3	2-2	2	4	6	7	0	3	0	9
23 DOUGLAS, Stephanie	0-0	0-0	0-0	0	0	0	0	0	0	0	1
Team				2	3	5					
Totals	22-67	1-10	12-18	18	23	41	21	8	15	1	9

FG % 1st Half: 11-34 32.4% 2nd Half: 11-33 33.3% Game: 22-67 48.1%
3FG % 1st Half: 0-3 0.0% 2nd Half: 1-4 25.0% Game: 1-7 14.3%
FT % 1st Half: 4-9 44.4% 2nd Half: 1-8 12.5% Game: 12-18 66.7%

TCU 70 • 25-6

Player	FG	3-PT	Rebounds	PF	PT	A	T	Bk	Stl	Min	
	FG-FGA	FG-FGA	FT-FTA	Off	Def	Total					
45 WYNN, Tracy	1-2	0-1	2-2	0	3	3	2	0	1	0	25
00 IRVIN, Sandora	9-19	0-0	3-6	2	11	13	3	0	2	2	37
11 LACY, Natasha	4-4	0-0	4-4	1	3	4	3	2	4	0	28
14 ORTEGA, Kim	2-5	0-3	2-2	0	1	3	6	1	0	0	22
03 SHAW, Ebony	6-10	0-2	3-4	3	7	10	3	15	5	1	39
03 PACK, Amy	0-0	0-0	0-0	0	1	1	0	0	1	0	3
23 EVANS, Tiffany	2-3	0-0	2-2	1	2	3	2	8	0	4	17
33 ROSS, Adrienne	2-8	0-2	2-3	0	0	2	6	1	1	0	29
Team				2	3	5					
Totals	26-52	0-8	18-23	7	29	36	70	10	15	3	9

FG % 1st Half: 13-25 52.0% 2nd Half: 13-27 48.1% Game: 26-52 50.9%
3FG % 1st Half: 0-3 0.0% 2nd Half: 0-5 0.0% Game: 0-8 0.0%
FT % 1st Half: 4-6 66.7% 2nd Half: 12-17 82.4% Game: 18-23 78.3%

Score by periods

Period	1st	2nd	Total
TCU	25	31	56
Temple	30	40	70

Technical fouls: Temple-None, TCU-None.
Attendance: 4027

#16/15 GEORGIA (3) 85, #20/20 TCU (6) 71

Second Round | March 22, 2001
The Liacouras Center | Philadelphia, Pa.

Official Basketball Box Score -- Game Totals -- Final Statistics
TCU vs #16/15 Georgia
03-22-04 7 p.m. at The Liacouras Center, Philadelphia, Pa.

TCU 71 • 25-7

Player	FG	3-PT	Rebounds	PF	PT	A	T	Bk	Stl	Min	
	FG-FGA	FG-FGA	FT-FTA	Off	Def	Total					
45 WYNN, Tracy	1-4	0-2	0-0	1	2	1	2	0	2	0	22
50 IRVIN, Sandora	7-14	2-3	4-4	4	6	10	4	20	2	1	38
11 LACY, Natasha	2-3	0-1	2-4	0	6	6	1	6	4	4	28
14 ORTEGA, Kim	2-10	1-7	2-2	0	1	1	7	1	0	0	30
03 SHAW, Ebony	1-2	0-0	2-2	1	2	3	3	14	6	0	21
03 PACK, Amy	1-5	0-3	0-0	0	3	3	2	0	0	0	6
23 EVANS, Tiffany	5-14	4-6	8-9	3	1	4	3	22	3	4	29
24 NEWTON, Nikki	1-2	0-0	2-2	0	2	2	4	2	0	0	7
33 ROSS, Adrienne	3-6	0-1	0-0	2	2	2	6	2	4	1	28
34 DAVIS, Ashley	0-0	0-0	0-0	0	0	0	0	0	0	0	1
Team				3	3	6					
Totals	23-61	7-24	18-23	13	24	37	71	14	15	3	8

FG % 1st Half: 12-27 44.4% 2nd Half: 11-34 32.4% Game: 23-61 37.7%
3FG % 1st Half: 3-9 33.3% 2nd Half: 4-15 26.7% Game: 7-24 29.2%
FT % 1st Half: 9-12 75.0% 2nd Half: 9-11 81.8% Game: 18-23 78.3%

#16/15 Georgia 85 • 24-9

Player	FG	3-PT	Rebounds	PF	PT	A	T	Bk	Stl	Min	
	FG-FGA	FG-FGA	FT-FTA	Off	Def	Total					
11 BAKER, Sherill	6-15	0-0	2-4	3	5	8	3	14	6	2	39
00 ROWSEY, Rebecca	2-7	1-1	0-0	1	4	5	3	5	4	0	31
4 THOMAS, Christi	8-14	1-1	2-2	6	6	12	5	19	0	1	27
14 HARDRICK, Janese	5-10	0-2	4-4	0	2	2	3	14	6	4	32
11 KENDRICK, Alexis	5-12	1-4	2-4	2	3	5	13	3	2	0	27
13 PIERCE, Jessica	9-14	0-1	0-0	3	4	7	4	18	2	0	21
21 CHAMBERS, Cori	1-4	0-3	0-0	0	0	0	1	2	0	0	20
Team				3	3	6					
Totals	36-76	3-12	10-14	18	27	45	20	85	21	1	2

FG % 1st Half: 18-39 46.2% 2nd Half: 18-37 48.6% Game: 36-76 47.4%
3FG % 1st Half: 3-11 27.3% 2nd Half: 4-11 36.4% Game: 7-24 29.2%
FT % 1st Half: 4-5 80.0% 2nd Half: 6-9 66.7% Game: 10-14 71.4%

Score by periods

Period	1st	2nd	Total
TCU	36	35	71
#16/15 Georgia	43	42	85

Technical fouls: TCU-None, #16/15 Georgia-None.
Attendance: 2047

2005 NCAA TOURNAMENT



OREGON (7) 58, #23/RV TCU (10) 55

First Round | March 19, 2005
Bank of America Center | Seattle, Wash.

Official Basketball Box Score -- Game Totals -- Final Statistics
Oregon vs TCU
3/19/05 1:35 p.m. at Seattle, WA (Bank of America Arena)

Oregon 58 • 21-9

Player	FG	3-PT	Rebounds	PF	PT	A	T	Bk	Stl	Min	
	FG-FGA	FG-FGA	FT-FTA	Off	Def	Total					
20 Forristall, Kristen	1-4	0-2	2-2	1	6	7	3	4	0	1	0
33 Kraayeveld, Cathrine	7-12	3-6	6-7	1	4	5	2	22	1	4	2
44 Bills, Andrea	4-12	0-0	2-3	3	5	8	2	10	2	4	31
13 Mizusawa, Corrie	0-1	0-0	0-0	0	3	3	0	8	3	0	14
21 Davis, Brandi	2-8	2-5	1-2	1	2	2	7	0	2	0	24
10 Richards, Gabrielle	3-5	0-0	2-5	1	5	6	4	8	0	2	15
11 Chappellaine, Keala	0-2	0-1	2-2	0	4	4	2	1	1	0	16
32 Okwumabua, Yaddii	0-0	0-0	0-0	0	0	0	0	0	0	0	4
54 Haring, Eleanor	2-5	0-1	0-0	0	0	0	4	2	1	0	12
Team				1	2						
Totals	19-49	5-15	15-21	7	30	37	16	58	14	16	7

FG % 1st Half: 10-26 38.5% 2nd Half: 9-23 39.1% Game: 19-49 38.8%
3FG % 1st Half: 3-11 27.3% 2nd Half: 3-9 33.3% Game: 5-15 33.3%
FT % 1st Half: 5-7 71.4% 2nd Half: 10-14 71.4% Game: 15-21 71.4%

TCU 55 • 23-10

Player	FG	3-PT	Rebounds	PF	PT	A	T	Bk	Stl	Min	
	FG-FGA	FG-FGA	FT-FTA	Off	Def	Total					
24 NEWTON, Nikki	2-5	0-0	3-4	0	4	4	3	7	0	2	0
34 DAVIS, Ashley	1-4	1-4	5-5	0	1	1	3	8	0	0	1
00 IRVIN, Sandora	5-19	0-2	4-4	2	5	7	14	1	4	6	32
11 LACY, Natasha	4-13	1-3	1-2	2	3	5	10	4	2	0	36
14 BUTLER-RAYFORD, L	0-3	0-0	1-2	1	0	1	2	1	0	0	13
05 BAKER, JimAnne	1-6	1-3	0-0	0	3	3	3	0	2	0	18
10 KNIGHT, Moneka	0-1	0-1	0-0	0	1	1	0	2	1	0	14
22 CLEMENTINO, Vanessa	2-6	1-2	6-6	2	5	7	1	10	1	0	23
42 GOODWIN, Ashley	1-1	0-0	0-0	1	1	2	2	0	0	0	2
Team				2	4						
Totals	16-58	4-15	19-23	10	25	35	21	55	7	12	6

FG % 1st Half: 8-32 25.0% 2nd Half: 8-26 30.8% Game: 16-58 27.6%
3FG % 1st Half: 3-11 27.3% 2nd Half: 1-4 25.0% Game: 4-15 26.7%
FT % 1st Half: 8-9 88.9% 2nd Half: 11-14 78.6% Game: 19-23 82.6%

Score by periods

Period	1st	2nd	Total
Oregon	27	31	58
TCU	27	28	55

Technical fouls: Oregon-None, TCU-None.
Attendance: 3094



Sandra Irvin led the Horned Frogs with 14 points and 7 rebounds in TCU's first round match-up with Oregon.

2006 NCAA TOURNAMENT



TCU (11) 69, #20/22 TEXAS A&M (6) 65

First Round | March 19, 2006
Sovereign Bank Arena | Trenton, N.J.

Official Basketball Box Score -- Game Totals -- Final Statistics
TCU Women vs Texas A&M
03/19/06 9:35pm at Trenton, NJ (Sovereign Bank Arena)

TCU Women 69 • 11-11

Player	FG	3-PT	Rebounds	PF	PT	A	T	Bk	Stl	Min	
	FG-FGA	FG-FGA	FT-FTA	Off	Def	Total					
14 BUTLER-RAYFORD, Loree	4-10	0-0	1-2	5	6	11	4	9	0	4	0
22 CLEMENTINO, Vanessa	4-9	0-2	0-0	2	3	5	4	8	1	3	0
40 LOHSE, Jenna	1-4	0-0	7-8	3	5	8	2	9	0	2	0
33 ROSS, Adrienne	2-7	0-1	1-2	1	1	2	5	5	2	5	0
34 DAVIS, Ashley	0-7	0-7	8-9	0	1	1	1	2	0	0	0
05 HEINY, JimAnne	1-6	1-3	1-2	0	2	2	2	4	0	1	0
10 KNIGHT, Moneka	3-7	0-0	8-9	0	1	1	3	14	6	6	0
31 RIVERA, Marissa	0-1	0-0	0-0	0	1	1	0	0	0	2	0
Team				3	5						
Totals	19-51	5-13	26-32	15	32	47	22	69	10	22	0

FG % 1st Half: 11-28 39.3% 2nd Half: 8-23 34.8% Game: 19-51 37.3%
3FG % 1st Half: 4-9 44.4% 2nd Half: 1-4 25.0% Game: 5-13 38.5%
FT % 1st Half: 10-12 83.3% 2nd Half: 16-20 80.0% Game: 26-32 81.3%

Texas A&M 65 • 23-9

Player	FG	3-PT	Rebounds	PF	PT	A	T	Bk	Stl	Min
	FG-FGA	FG-FGA	FT-FTA	Off	Def	Total				

2007 NCAA TOURNAMENT



OLE MISS (7) 88, TCU (10) 74

First Round | March 18, 2007
Hartford Civic Center | Hartford, Conn.

Official Basketball Box Score -- Game Totals -- Final Statistics
TCU vs Ole Miss
3/18/07 12:30 p.m. at Hartford Civic Center, Hartford Conn.

TCU 74 • 21-11		Total	3-Ptr	Rebounds	PF	TP	A TO	Blk	Stl	Min
Player	FG-FGA	FG-FGA	FT-FTA	Off Def Tot	PF	TP	A TO	Blk	Stl	Min
40 LONISE, Jenna	1-1	0-0	0-0	2	0	0	1	0	1	17
42 BERNACKA, Hanna	7-14	0-0	6-6	8	1	9	2	0	1	37
11 RODEN, Helen	1-5	0-2	2-2	0	1	1	2	1	0	28
33 ROSS, Adriane	3-11	2-3	1-2	0	1	1	3	9	7	32
14 DAVIS, Ashley	10-20	4-10	0-1	4	8	12	4	24	0	2
05 HEINY, JimAnne	0-1	0-0	0-0	0	0	0	0	0	0	2
10 KNIGHT, Moneka	2-4	1-1	0-0	1	1	1	4	5	5	0
14 BUTLER-RAYFORD, Lor	1-3	1-1	0-0	0	1	1	4	3	2	1
12 NUNN, Danielle	0-1	0-0	2-2	0	1	1	3	2	0	1
55 YOUNGER, Micaela	2-2	0-0	1-3	0	2	5	0	1	0	10
Team				3	8	11				
Totals	27-62	8-17	12-16	16	21	37	26	74	17	23

FG % 1st Half: 12-28 42.9% 2nd Half: 15-34 44.1% Game: 27-62 43.5%
3FG % 1st Half: 1-7 14.3% 2nd Half: 7-10 70.0% Game: 8-17 47.1%
FT % 1st Half: 7-8 87.5% 2nd Half: 5-8 62.5% Game: 12-16 75.0%

Ole Miss 88 • 22-10		Total	3-Ptr	Rebounds	PF	TP	A TO	Blk	Stl	Min
Player	FG-FGA	FG-FGA	FT-FTA	Off Def Tot	PF	TP	A TO	Blk	Stl	Min
34 MINCY, JADA	4-8	0-0	0-2	5	2	7	3	8	1	1
40 FORREST, DANETRA	4-5	0-0	3-10	4	4	8	1	1	2	0
03 AAKWARD, ASHLEY	5-16	1-3	1-2	0	4	4	2	12	4	1
34 PRICE, ARMINTE	7-11	0-1	7-11	4	3	7	1	21	6	5
23 EASLEY, ALLIESHA	4-11	0-3	6-7	1	2	3	14	2	1	0
10 BARTEE, CARLA	2-5	2-3	2-4	2	0	2	3	0	1	0
11 BLACK, SHANTELL	1-5	0-3	0-0	2	2	2	4	0	0	1
35 GOFF, SHAWN	4-8	0-0	2-4	3	0	3	10	0	1	3
45 THOMAS, BIANCA	1-3	0-1	0-0	1	1	2	0	1	0	1
Team				5	4	9				
Totals	32-72	3-14	12-40	25	21	46	19	88	18	13

FG % 1st Half: 17-42 40.5% 2nd Half: 15-30 50.0% Game: 32-72 44.4%
3FG % 1st Half: 1-1 9.1% 2nd Half: 2-3 66.7% Game: 3-14 21.4%
FT % 1st Half: 7-8 87.5% 2nd Half: 16-21 76.2% Game: 21-40 52.5%

Officials: Greg Small, Brenda Pantaja, Troy Winders
Technical fouls: TCU-None, Ole Miss-None.
Attendance: 6033
2007 Division I Women's Basketball Championship
Dayton Region First Round Game
Ole Miss advances to play winner of Maryland/Harvard game on 3/20

Score by periods	1st		2nd		Total
	TCU	Ole Miss	TCU	Ole Miss	
TCU	32	42	74	88	
Ole Miss	40	48	88		

Last FG - TCU 2nd-00:37, UM 2nd-01:55.
Largest lead - TCU by 4 1st-15:33, UM by 21 2nd-11:41.
TCU led for 08:38, UM led for 26:24. Game was tied for 11:58.



Adriane Ross dished out a team-high seven assists in first round action against Ole Miss.

2009 NCAA TOURNAMENT



#16/15 S. DAKOTA STATE (7) 90, TCU (10) 55

First Round | March 22, 2009
United Spirit Arena | Lubbock, Texas

Official Basketball Box Score -- Game Totals -- Final Statistics
TCU vs South Dakota State
03/22/09 6:30 p.m. at Lubbock, Texas (United Spirit Arena)

TCU 55 • 20-11		Total	3-Ptr	Rebounds	PF	TP	A TO	Blk	Stl	Min
Player	FG-FGA	FG-FGA	FT-FTA	Off Def Tot	PF	TP	A TO	Blk	Stl	Min
41 RENTSCHLER, Rachel	1-6	1-2	0-0	2	1	3	3	2	0	0
42 GAROUTTE, Micah	2-5	0-0	2-2	1	4	5	2	6	0	1
04 SVERRISDOTTIR, Helen	4-14	0-3	4-7	4	4	8	3	12	4	5
14 LAFLUR, TK	4-15	2-6	0-0	2	2	1	10	1	3	1
15 CARTER, Emily	5-13	0-3	1-1	1	3	2	11	1	3	1
01 THOMPSON, Antonette	0-2	0-0	2-3	2	3	5	2	2	1	0
03 SIMS, Amanda	1-1	0-0	0-0	0	0	0	2	2	0	0
21 MOORE, Shayla	0-2	0-2	0-0	0	0	0	0	0	0	0
20 OMTOLA, Tolu	0-0	0-0	0-0	0	0	0	0	0	0	0
44 JOHN, Chantelle	3-3	0-0	3-4	0	0	0	0	9	0	1
55 YOUNGER, Micaela	0-2	0-0	1-3	4	0	0	0	0	2	1
Team				2	2	4				
Totals	20-63	13-36	12-17	14	21	35	11	55	10	15

FG % 1st Half: 8-30 26.7% 2nd Half: 12-33 36.4% Game: 20-63 31.7%
3FG % 1st Half: 1-7 14.3% 2nd Half: 2-9 22.2% Game: 3-16 18.8%
FT % 1st Half: 5-6 83.3% 2nd Half: 7-11 63.6% Game: 12-17 70.6%

South Dakota State 90 • 32-2		Total	3-Ptr	Rebounds	PF	TP	A TO	Blk	Stl	Min
Player	FG-FGA	FG-FGA	FT-FTA	Off Def Tot	PF	TP	A TO	Blk	Stl	Min
22 CORNEMANN, Katty	3-8	2-4	0-0	0	5	5	1	8	1	2
40 BOEVER, Maria	6-11	0-0	1-2	3	4	7	3	13	1	2
44 WARKENTHEN, Jennifer	7-11	1-3	0-0	2	8	10	0	15	6	0
02 MICHELSON, Macie	1-5	1-4	2-2	0	1	1	5	6	0	0
14 ROTER, Kristin	0-8	4-7	3-3	0	1	1	3	17	1	0
05 JOHNSON, Vanessa	1-2	0-0	0-0	0	0	0	0	2	0	0
10 YOUNG, Hill	6-9	5-8	0-0	1	2	17	2	0	0	15
12 ANDERSON, Allison	0-0	0-0	0-0	0	0	0	0	0	0	0
20 SCHUTTLOFF, Jen.	0-0	0-0	0-0	0	1	1	1	1	0	0
24 MEIER, Morgan	0-0	0-0	0-0	0	0	2	0	1	0	0
03 OISTAD, Stacie	4-7	2-3	0-0	1	4	5	4	10	7	3
31 SUNNABORG, Jennie	0-0	0-0	0-0	0	0	0	0	0	0	1
42 MUCKENBIRN, Ashlea	1-2	0-0	0-0	3	0	3	1	0	1	0
Team				2	0	2				
Totals	34-63	16-31	6-8	9	28	37	10	28	10	2

FG % 1st Half: 20-37 54.1% 2nd Half: 14-26 53.8% Game: 34-63 54.0%
3FG % 1st Half: 11-22 50.0% 2nd Half: 5-9 55.6% Game: 16-31 51.6%
FT % 1st Half: 1-2 50.0% 2nd Half: 5-6 83.3% Game: 6-8 75.0%

Officials: Melissa Barlowe, Randy Campbell, Connie Parfule
Technical fouls: TCU-None, South Dakota State-None.
Attendance: 2748
Game 1 of NCAA Championship First Round

Score by periods	1st		2nd		Total
	TCU	South Dakota State	TCU	South Dakota State	
TCU	22	33	55		
South Dakota State	52	38	90		

Last FG - TCU 2nd-01:17, SDSU 2nd-03:12.
Largest lead - TCU None, SDSU by 44 2nd-13:15.
TCU led for 09:00, SDSU led for 38:53. Game was tied for 01:07.



Helen Sverrisdottir led TCU in points (12), rebounds (8) and assists (4) in the Frogs' first round contest against South Dakota State.

2010 NCAA TOURNAMENT



DAYTON (8) 67, TCU (9) 66

First Round | March 20, 2010
Thompson-Boiling Arena | Knoxville, Tenn.

Official Basketball Box Score -- Game Totals -- Final Statistics
TCU vs Dayton
03/20/10 2:30 p.m. at Thompson-Boiling Arena, Knoxville, Tenn.

TCU 66 • 22-9		Total	3-Ptr	Rebounds	PF	TP	A TO	Blk	Stl	Min
Player	FG-FGA	FG-FGA	FT-FTA	Off Def Tot	PF	TP	A TO	Blk	Stl	Min
04 SVERRISDOTTIR, Helen	4-16	0-6	9-10	5	8	13	2	17	6	1
11 CRAWFORD, Starr	4-11	0-0	2-2	4	5	9	1	10	1	3
01 THOMPSON, Antonette	0-4	0-1	0-0	1	0	1	2	0	0	0
15 CARTER, Emily	3-12	2-4	3-3	0	4	4	3	11	0	1
24 MANGUM, Ebony	4-12	3-9	0-0	1	1	4	4	11	0	1
12 LAFLUR, TK	5-10	1-4	0-0	2	4	6	2	11	0	1
22 GROSS, Delisa	1-4	1-2	0-0	1	2	3	3	0	2	1
23 CHRISTIAN, Hannah	0-0	0-0	0-0	0	0	0	0	0	0	0
41 RENTSCHLER, Rachel	1-2	1-1	0-0	0	0	0	4	3	1	0
42 GAROUTTE, Micah	0-1	0-0	0-0	0	0	0	0	0	0	0
44 JOHN, Chantelle	0-1	0-0	0-0	0	1	1	0	0	0	0
Team				5	2	7				
Totals	22-73	8-27	14-15	18	26	44	22	66	8	8

FG % 1st Half: 13-38 34.2% 2nd Half: 9-35 25.7% Game: 22-73 30.1%
3FG % 1st Half: 3-11 27.3% 2nd Half: 5-16 31.3% Game: 8-27 29.6%
FT % 1st Half: 6-7 85.7% 2nd Half: 8-8 100.0% Game: 14-15 93.3%

Dayton 67 • 25-7		Total	3-Ptr	Rebounds	PF	TP	A TO	Blk	Stl	Min
Player	FG-FGA	FG-FGA	FT-FTA	Off Def Tot	PF	TP	A TO	Blk	Stl	Min
02 ROSS, Kendell	6-12	3-7	2-2	4	7	11	3	17	2	1
34 RATERMAN, Justine	2-9	1-3	2-2	1	3	4	1	7	0	3
23 NANCE, Casey	0-3	0-0	1-2	1	3	4	1	1	0	1
20 LALOR, Patrice	0-1	0-0	0-0	1	0	1	3	0	7	2
04 DAUGHERTY, Kristin	4-13	2-8	0-0	1	6	7	2	10	2	4
10 CHAMBERS, De'Sharae	3-8	1-5	0-0	2	7	0	1	0	1	0
11 QUEEN, Elle	2-3	0-0	1-2	1	3	1	5	2	0	0
14 MACKAY, Samantha	0-1	0-1	3-4	0	0	1	3	0	1	0
23 MOSES, Kayla	2-3	1-1	3-5	0	0	0	8	0	1	0
42 WILSON, Brittany	3-4	0-0	2-2	1	7	8	0	6	0	0
44 DAUGHERTY, Karl	1-2	1-1	0-0	2	2	2	0	3	0	1
Team				2	3	5				
Totals	23-59	9-26	12-19	13	34	47	14	67	13	16

FG % 1st Half: 8-29 27.6% 2nd Half: 15-30 50.0% Game: 23-59 39.0%
3FG % 1st Half: 4-12 33.3% 2nd Half: 5-14 35.7% Game: 9-26 34.6%
FT % 1st Half: 7-10 70.0% 2nd Half: 5-9 55.6% Game: 12-19 63.2%

Officials: Eric Brewster, Amy Bonner, Randy Campbell, Tim Bryant(SB)
Technical fouls: TCU-None, Dayton-None.
Attendance: 10922
NCAA First Round

Score by periods	1st		2nd		Total
	TCU	Dayton	TCU	Dayton	
TCU	25	41	66		
Dayton	27	40	67		

Last FG - TCU 2nd-04:16, UD 2nd-00:00.
L

TEAM RECORDS
TCU

Most Points Scored	77	vs. Penn State	03/17/01
Fewest Points Scored	48	vs. Rutgers	03/21/06
Most Points in a Half	43 (2H)	vs. Duke	03/17/02
Fewest Points in a Half	17 (1H)	vs. Michigan State	03/23/03
Field Goals Made	30	vs. Penn State	03/17/01
Field Goal Attempts	73	vs. Dayton	03/20/10
Best Field Goal Pct.	.508 (30-59)	vs. Penn State	03/17/01
Least Field Goal Pct.	.276 (16-58)	vs. Oregon	03/19/05
3-Point FG Made	11	vs. Duke	03/17/02
3-Point FG Attempts	27	vs. Dayton	03/20/10
Best 3-Point FG Pct.	.471 (8-17)	vs. Ole Miss	03/18/07
Least 3-Point FG Pct.	.000 (0-8)	vs. Temple	03/20/04
Free Throws Made	26	vs. Texas A&M	03/19/06
Free Throw Attempts	32	vs. Texas A&M	03/19/06
Best Free Throw Pct.	.933 (14-15)	vs. Dayton	03/20/10
Least Free Throw Pct.	.563 (9-16)	vs. Louisiana Tech	03/19/01
Most Rebounds	48	vs. Indiana	03/15/02
Most Assists	17	vs. Ole Miss	03/18/07
	17	vs. Duke	03/17/02
Blocked Shots	11	vs. Michigan State	03/23/03
Steals	9	vs. Texas A&M	03/19/06
Turnovers	23	vs. Ole Miss	03/18/07

OPPONENT

Most Points Scored	90	vs. South Dakota St.	03/22/09
Fewest Points Scored	45	vs. Indiana	03/15/02
Most Points in a Half	52 (1H)	vs. South Dakota St.	03/22/09
Fewest Points in a Half	12 (1H)	vs. Michigan State	03/23/03
Field Goals Made	36	vs. Georgia	03/22/04
Field Goal Attempts	76	vs. Georgia	03/22/04
Best Field Goal Pct.	.554 (31-56)	vs. Rutgers	03/21/06
Least Field Goal Pct.	.235 (12-51)	vs. Indiana	03/15/02
3-Point FG Made	16	vs. South Dakota St.	03/22/09
3-Point FG Attempts	31	vs. South Dakota St.	03/22/09
Best 3-Point FG Pct.	.545 (6-11)	vs. Rutgers	03/21/06
Least 3-Point FG Pct.	.100 (1-10)	vs. Temple	03/20/04
Free Throws Made	25	vs. Louisiana Tech	03/19/01
Free Throw Attempts	40	vs. Ole Miss	03/18/07
Best Free Throw Pct.	.833 (25-30)	vs. Michigan State	03/23/03
Least Free Throw Pct.	.525 (21-40)	vs. Ole Miss	03/18/07
Most Rebounds	47	vs. Dayton	03/20/10
Most Assists	28	vs. South Dakota St.	03/22/09
Blocked Shots	10	vs. Dayton	03/20/10
Steals	16	vs. Texas A&M	03/19/06
Turnovers	20	vs. Indiana	03/15/02

INDIVIDUAL RECORDS
TCU PLAYERS

Points	24	Ashley Davis	vs. Ole Miss	03/18/07
	24	Kati Safaritova	vs. Duke	03/17/02
FGM	10	Ashley Davis	vs. Ole Miss	03/18/07
FGA	20	Ashley Davis	vs. Ole Miss	03/18/07
	20	Kati Safaritova	vs. Duke	03/17/02
FG Pct. (5 made)	.667 (6-9)	Grace Grantt	vs. Michigan St.	03/23/04
3-Point FGM	5	Kati Safaritova	vs. Duke	03/17/02
3-Point FGA	10	Ashley Davis	vs. Ole Miss	03/18/07
	10	Ashley Davis	vs. Rutgers	03/21/06
	10	Kati Safaritova	vs. Duke	03/17/02
3FG Pct. (4 made)	.667 (4-6)	Tiffany Evans	vs. Georgia	03/22/04
FTM	11	Sandora Irvin	vs. UConn	03/25/03
FTA	12	Sandora Irvin	vs. UConn	03/25/03
FT Pct. (7 made)	1.000 (7-7)	Ebony Shaw	vs. Indiana	03/15/02
Rebounds	14	Sandora Irvin	vs. Michigan St.	03/23/04
Assists	7	Adrienne Ross	vs. Ole Miss	03/18/07
Blocked Shots	6	Sandora Irvin	vs. Oregon	03/19/05
Steals	4	Candace Baldwin	vs. UConn	03/25/03
Turnovers	8	Tiffany Evans	vs. Indiana	03/15/02



Ashley Davis scored 20+ points in two different NCAA Tournament games.

WNIT TOURNAMENT HISTORY

RND	DATE	SITE (VENUE)	OPPONENT	W/L	SCORE
2nd	03/23/08	Fort Worth, Texas (Daniel-Meyer Coliseum)	Boise State	W	85-56
3rd	03/26/08	Lubbock, Texas (United Spirit Arena)	Texas Tech	W	81-74
QF	03/30/08	Boulder, Colo. (Coors Event Center)	Colorado	L	90-96 (OT)
<hr/>					
1st	03/17/11	Fort Worth, Texas (Daniel-Meyer Coliseum)	Oral Roberts	L	74-78
<hr/>					
1st	03/19/14	Boulder, Colo. (Coors Event Center)	Colorado	L	71-78
<hr/>					
1st	03/19/15	Fort Worth, Texas (University Rec Center)	Stephen F. Austin	W	85-80
2ne	03/22/15	Hattiesburg, Miss. (Reed Green Coliseum)	Southern Miss	L	73-77 (OT)
<hr/>					
1st	03/17/16	Fort Worth, Texas (Schollmaier Arena)	UT Rig Grande Valley	W	97-73
2nd	03/19/16	Fort Worth, Texas (Schollmaier Arena)	Eastern Michigan	W	85-81
3rd	03/24/16	El Paso, Texas (Don Haskins Center)	UT El Paso	L	71-79
<hr/>					
1st	03/15/18	Fort Worth, Texas (Schollmaier Arena)	Lamar	W	80-68
2nd	03/17/18	Fort Worth, Texas (Schollmaier Arena)	Missouri State	W	86-51
3rd	03/22/18	Albuquerque, N.M. (Dreamstyle Arena/The Pit)	New Mexico	W	81-72
QF	03/25/18	Vermillion, S.D. (Sanford Coyote Sports Center)	South Dakota	W	79-71
SF	03/28/18	Bloomington, Ind. (Simon Skjodt Assembly Hall)	Indiana	L	58-71
<hr/>					
1st	03/21/19	Fort Worth, Texas (Schollmaier Arena)	Prairie View A&M	W	72-41
2nd	03/23/19	Fort Worth, Texas (Schollmaier Arena)	UT Arlington	W	71-54
3rd	03/28/19	Fayetteville, Ark. (Bud Waldton Arena)	Arkansas	W	82-78
QF	03/31/19	Fort Worth, Texas (Schollmaier Arena)	Cincinnati	W	69-55
SF	04/03/19	Tucson, Ariz. (McKale Memorial Center)	Arizona	L	53-59



WNIT APPEARANCES

YEAR	RECORD
2008	2-1
2011	0-1
2014	0-1
2015	1-1
2016	2-1
2018	4-1
2019	4-1

RECORD VS. OPPONENTS

OPPONENT	RECORD
Arizona	0-1
Arkansas	1-0
Boise State	1-0
Cincinnati	1-0
Colorado	0-2
Eastern Michigan	1-0
Indiana	0-1
Lamar	1-0
Missouri State	1-0
New Mexico	1-0
Oral Roberts	0-1
Prairie View A&M	1-0
South Dakota	1-0
Southern Miss	0-1
Stephen F. Austin	1-0
Texas Tech	1-0
UT Arlington	1-0
UT El Paso	0-1
UT Rio Grand Valley	1-0
OVERALL RECORD	13-7

TCU 85, BOISE STATE 56
Second Round | March 23, 2008
Daniel-Meyer Coliseum | Fort Worth, Texas

Official Basketball Box Score -- Game Totals -- Final Statistics
Boise State vs TCU
3/23/08 5 p.m. at Fort Worth, TX (Daniel-Meyer Coliseum)

Boise State 56 - 24-8, 14-2 WAC
Player statistics for Lee, Jackie; Galassi, Jenna; Walker, Ja'Lara; Harris, Tasha; Thompson, Jessica; Malone, Jamia; Rima, Melissa; Moore, Brittany; Moeller, Sierra; Stewart, Amanda.

Score by periods table for Boise State vs TCU. Includes FG%, 3FG%, FT% and technical fouls.

Official Basketball Box Score -- Game Totals -- Final Statistics
TCU vs Colorado
3/30/08 2 p.m. at Boulder, Colo. (Coors Events Center)

TCU 96 - 22-11, 13-3 MWC
Player statistics for Spears, Brittany; McFarland, Jackie; Richards, Kara; Smith, Bianca; Ross, Adrienne; Powers, Susie; Houtson, Whitney; Carter, Emily; Nunni, Danielle; Lohse, Jenna; Younger, Micaela.

Score by periods table for TCU vs Colorado. Includes FG%, 3FG%, FT% and technical fouls.

COLORADO 78, TCU 71
First Round | March 19, 2014
Coors Event Center | Boulder, Colo.

Official Basketball Box Score -- Game Totals -- Final Statistics
TCU vs Colorado
3/19/14 7 p.m. at Boulder, Colo. (Coors Events Center)

Colorado 78 - 18-14
Player statistics for Roberson, Anielle; Hargis, Rachel; Spears, Brittany; Wilson, Ashley; Smith, Haley; Kresl, Lanny; Harris, Desiree; Huggins, Lauren; Beard-Falls, Tamea; Swan, Jamee.

Score by periods table for Colorado vs TCU. Includes FG%, 3FG%, FT% and technical fouls.

TCU 81, TEXAS TECH 74
Third Round | March 26, 2008
United Spirit Arena | Lubbock, Texas

Official Basketball Box Score -- Game Totals -- Final Statistics
TCU vs Texas Tech
3/26/08 7 p.m. at Lubbock, Texas (United Spirit Arena)

TCU 81 - 23-11
Player statistics for Garoutte, Micah; Sverrisdottir, Hele; Knight, Moneka; Butler-Rayford, Lori; Ross, Adrienne; Roden, Helen; Carter, Emily; Nunni, Danielle; Lohse, Jenna; Younger, Micaela.

Score by periods table for TCU vs Texas Tech. Includes FG%, 3FG%, FT% and technical fouls.

ORAL ROBERTS 78, TCU 74
First Round | March 17, 2011
Daniel-Meyer Coliseum | Fort Worth, Texas

Official Basketball Box Score -- Game Totals -- Final Statistics
Oral Roberts vs TCU
03/17/11 6:30pm at Daniel-Meyer Coliseum (Fort Worth, TX)

Oral Roberts 78 - 22-10
Player statistics for Pyle, Jordan; Carver, Amber; CERGOL, Priscilla; Jones, Georgia; Luper, Kevi; Key, Christian; Allen, Savanna; Bigman, Jaci; BUCK, Dominique.

Score by periods table for Oral Roberts vs TCU. Includes FG%, 3FG%, FT% and technical fouls.

TCU 85, STEPHEN F. AUSTIN 80
First Round | March 19, 2015
University Rec Center | Fort Worth, Texas

Official Basketball Box Score -- Game Totals -- Final Statistics
Stephen F. Austin vs TCU
03/19/15 7 p.m. at Univ. Recreation Center (Fort Worth, TX)

TCU 85 - 18-13
Player statistics for Prince, Chelsea; Ndao, Aliche; Hamilton, Veja; Medley, Zahna; Ventress, Natalie; Bradshaw, Klara; Butts, Jada; Allix, AJ; Diaz, Caitlin; Breaux, Donielle.

Score by periods table for TCU vs Stephen F. Austin. Includes FG%, 3FG%, FT% and technical fouls.



SOUTHERN MISS 77, TCU 73 (OT) Second Round | March 22, 2015 Reed Green Coliseum | Hattiesburg, Miss.

Official Basketball Box Score -- Game Totals -- Final Statistics Southern Miss vs TCU 3/22/15 8:00 p.m. at Hattiesburg, Miss. (Reed Green Coliseum)

TCU 73 - 18-14. Player stats for TCU including points, rebounds, and assists for players like Prince, Chelsea, and Butts, Jada.

Game summary for Southern Miss 77 - 24-10. Includes FG, 3PT, and Rebounds statistics for both teams.

Score by periods for Southern Miss 77 - 24-10. Shows quarter-by-quarter scoring and final totals.

Officials: R-Mary Day, UI-Eric Koch, U2-Mike Riggs. Technical fouls: TCU-None. Southern Miss-None. Attendance: 1726.

Score by periods for TCU 73 - 18-14. Shows quarter-by-quarter scoring and final totals.

Officials: Bill Larence, Chaney Muench, D'Lynn Schertz. Technical fouls: TCU-None. Southern Miss-None. Attendance: 1069.

TCU 85, EASTERN MICHIGAN 81 Second Round | March 19, 2016 Schollmaier Arena | Fort Worth, Texas

Official Basketball Box Score -- Game Totals -- Final Statistics Eastern Michigan vs TCU 3/19/16 7:00 p.m. CT at Ed and Rae Schollmaier Arena

Eastern Michigan 81 - 22-12. Player stats for Eastern Michigan including points, rebounds, and assists for players like Baldwin, Chanise, and Morton, Janay.

Game summary for TCU 85 - 18-14. Includes FG, 3PT, and Rebounds statistics for both teams.

Score by periods for TCU 85 - 18-14. Shows quarter-by-quarter scoring and final totals.

Officials: Bill Larence, Brian Garland, Tony James. Technical fouls: Eastern Michigan-None. TCU-None. Attendance: 961.

Score by periods for Eastern Michigan 81 - 22-12. Shows quarter-by-quarter scoring and final totals.

Officials: Bill Larence, Chaney Muench, Esmat Silva. Technical fouls: Lamar-None. TCU-None. Attendance: 1330.

TCU 80, LAMAR 68 First Round | March 15, 2018 Schollmaier Arena | Fort Worth, Texas

Official Basketball Box Score -- Game Totals -- Final Statistics Lamar vs TCU 3/15/18 6:30 pm at Fort Worth, Texas (Schollmaier Arena)

Lamar 68 - 22-8. Player stats for Lamar including points, rebounds, and assists for players like Bowers, Kiandra, and Pimentel, Jady.

Game summary for TCU 80 - 20-12. Includes FG, 3PT, and Rebounds statistics for both teams.

Score by periods for TCU 80 - 20-12. Shows quarter-by-quarter scoring and final totals.

Officials: Brian Hall, Chaney Muench, Esmat Silva. Technical fouls: Lamar-None. TCU-None. Attendance: 1069.

Score by periods for Lamar 68 - 22-8. Shows quarter-by-quarter scoring and final totals.

Officials: Bill Larence, Chaney Muench, D'Lynn Schertz. Technical fouls: TCU-None. Southern Miss-None. Attendance: 1069.

TCU 97, UT RIO GRANDE VALLEY 73 First Round | March 17, 2016 Schollmaier Arena | Fort Worth, Texas

Official Basketball Box Score -- Game Totals -- Final Statistics UT Rio Grande Valley vs TCU 3/17/16 7:00 p.m. CT at Ed and Rae Schollmaier Arena

UT Rio Grande Valley 73 - 19-14. Player stats for UT Rio Grande Valley including points, rebounds, and assists for players like Kjarntansdotir, Hild, and Maldonado, Anushka.

Game summary for TCU 97 - 17-14. Includes FG, 3PT, and Rebounds statistics for both teams.

Score by periods for TCU 97 - 17-14. Shows quarter-by-quarter scoring and final totals.

Officials: Bill Larence, Chaney Muench, D'Lynn Schertz. Technical fouls: UT Rio Grande Valley-None. TCU-None. Attendance: 1069.

Score by periods for UT Rio Grande Valley 73 - 19-14. Shows quarter-by-quarter scoring and final totals.

Officials: Bill Larence, Chaney Muench, D'Lynn Schertz. Technical fouls: TCU-None. UTEP-None. Attendance: 1069.

UTEP 79, TCU 71 Third Round | March 24, 2016 Don Haskins Center | El Paso, Texas

Official Basketball Box Score -- Game Totals -- Final Statistics TCU vs UTEP 03/24/16 7:05 p.m. at El Paso, Texas (Don Haskins Center)

TCU 71 - 18-15. Player stats for TCU including points, rebounds, and assists for players like Butts, Jada, and Hamilton, Veja.

Game summary for UTEP 79 - 29-4. Includes FG, 3PT, and Rebounds statistics for both teams.

Score by periods for UTEP 79 - 29-4. Shows quarter-by-quarter scoring and final totals.

Officials: Bill Larence, Julie Krommshoek, Marc Herrett. Technical fouls: TCU-None. UTEP-None. Attendance: 7024.

Score by periods for TCU 71 - 18-15. Shows quarter-by-quarter scoring and final totals.

Officials: Bill Larence, Chaney Muench, D'Lynn Schertz. Technical fouls: Missouri State-None. TCU-None. Attendance: 1069.

TCU 86, MISSOURI STATE 51 Second Round | March 17, 2018 Schollmaier Arena | Fort Worth, Texas

Official Basketball Box Score -- Game Totals -- Final Statistics Missouri State vs TCU 03/17/18 12:00 pm at Fort Worth, Texas (Schollmaier Arena)

Missouri State 51 - 21-12. Player stats for Missouri State including points, rebounds, and assists for players like Buckley, Aubrey, and Citizen, Danielle.

Game summary for TCU 86 - 21-12. Includes FG, 3PT, and Rebounds statistics for both teams.

Score by periods for TCU 86 - 21-12. Shows quarter-by-quarter scoring and final totals.

Officials: Bill Larence, D'Lynn Schertz, Marc Merritt. Technical fouls: Missouri State-None. TCU-None. Attendance: 1069.

Score by periods for Missouri State 51 - 21-12. Shows quarter-by-quarter scoring and final totals.

Officials: Bill Larence, Chaney Muench, D'Lynn Schertz. Technical fouls: TCU-None. UTEP-None. Attendance: 1069.



TCU 81, NEW MEXICO 72
Third Round | March 22, 2018
Dreamstyle Arena/The Pit | Albuquerque, N.M.

Official Basketball Box Score -- Game Totals -- Final Statistics
TCU vs New Mexico
03/22/18 7:05 pm at Dreamstyle Arena - The Pit
TCU 81 • 22-12

New Mexico 72 • 25-11
Player stats for New Mexico including NUNN, Jaia, BEVNON, Cherise, BUCK, Tasha, etc.

Score by periods table for TCU vs New Mexico
Points in Off 2nd Fast
TCU 22 18 16 16 72
New Mexico 15 13 19 13 60

Officials: Roy Gutierrez, Julie Krommenacker, Bill Larance
Technical fouls: TCU-None, New Mexico-None.
Attendance: 9938

INDIANA 71, TCU 58
Semifinals | March 28, 2018
Simon Skjott Assembly Hall | Bloomington, Ind.

Official Basketball Box Score -- Game Totals -- Final Statistics
TCU vs Indiana
3/28/18 7 p.m. ET at Simon Skjott Assembly Hall
TCU 58 • 23-13

Indiana 71 • 22-14
Player stats for Indiana including ROYSTER, Kym, CASH, Amanda, YEANNEY, Bendu, etc.

Score by periods table for Indiana vs TCU
Points in Off 2nd Fast
INDIANA 13 19 19 20 71
TCU 14 14 13 5 46

Officials: Gina Cross, Metta Roberts, Frank Stratoro
Technical fouls: TCU-TEAM, Indiana-None.
Attendance: 7915

TCU 71, UT ARLINGTON 54
Second Round | March 23, 2019
Schollmaier Arena | Fort Worth, Texas

Official Basketball Box Score -- Game Totals -- Final Statistics
UTA vs TCU
03/23/19 2:01 p.m. at Schollmaier Arena (Fort Worth, Texas)
UTA 54 • 24-8

TCU 71 • 22-10
Player stats for TCU including OKONKWO, Amy, MOORE, Jordan, WOODS, Jayde, etc.

Score by periods table for TCU vs UTA
Points in Off 2nd Fast
TCU 24 9 12 5 50
UTA 24 17 4 13 68

Officials: Brian Hall, Metta Roberts, Bill Larance
Technical fouls: UTA-TEAM, TCU-None.
Attendance: 1531

TCU 79, SOUTH DAKOTA 71
Quarterfinals | March 25, 2018
Sanford Coyote Sports Center | Vermillion, S.D.

Official Basketball Box Score -- Game Totals -- Final Statistics
TCU vs South Dakota
03/25/18 6 p.m. at Vermillion, S.D. (Sanford Coyote SC)
TCU 79 • 23-12

South Dakota 71 • 29-7
Player stats for South Dakota including AKOMOLAFE, Adeola, MOORE, Jordan, WOODS, Jayde, etc.

Score by periods table for TCU vs South Dakota
Points in Off 2nd Fast
TCU 19 20 20 20 79
South Dakota 16 26 13 16 71

Officials: Amy Bonner, Doug Knight, Zac Brust
Technical fouls: TCU-None, South Dakota-None.
Attendance: 3885

TCU 72, PRAIRIE VIEW A&M 41
First Round | March 21, 2019
Schollmaier Arena | Fort Worth, Texas

Official Basketball Box Score -- Game Totals -- Final Statistics
Prairie View A&M vs TCU
03/21/19 6:30 p.m. at Schollmaier Arena (Fort Worth, Texas)
Prairie View A&M 41 • 17-14

TCU 72 • 21-10
Player stats for TCU including OKONKWO, Amy, FORD, Artavia, WILLIAMS, KeAsia, etc.

Score by periods table for TCU vs Prairie View A&M
Points in Off 2nd Fast
TCU 13 21 17 11 62
PVA 9 20 10 2 41

Officials: Bill Larance, Chaney Maerz, Brian Garland
Technical fouls: Prairie View A&M-None, TCU-None.
Attendance: 987

TCU 82, ARKANSAS 78
Third Round | March 28, 2019
Bud Walton Arena | Fayetteville, Ark.

Official Basketball Box Score -- Game Totals -- Final Statistics
TCU vs Arkansas
03/28/19 7 p.m. at Fayetteville, Ark. (Bud Walton Arena)
TCU 82 • 23-10

Arkansas 78 • 22-15
Player stats for Arkansas including WILLIAMS, KIARA, TOLEFREE, ALEXIS, MONK, MALICA, etc.

Score by periods table for TCU vs Arkansas
Points in Off 2nd Fast
TCU 18 21 17 26 82
ARKANSAS 25 19 14 20 78

Officials: Amy Bonner, Doug Knight, Angelica Sufferin
Technical fouls: TCU-None, Arkansas-None.
Attendance: 3287

TCU 69, CINCINNATI 55

Quarterfinals | March 31, 2019
Schollmaier Arena | Fort Worth, Texas

Official Basketball Box Score -- Game Totals -- Final Statistics
Cincinnati vs TCU
03/31/19 1:00 p.m. at Schollmaier Arena (Fort Worth, Texas)

##	Player	Total		3-Ptr		Rebounds		PF	TP	A	TO	Blk	Stl	Min		
		FG	FGA	FG	FGA	Off	Def								Total	
04	Angel Rizer	1	1-8	0	0-0	1	2	3	1	1	0	1	3	33		
23	Ilmarin Thomas	1	6-11	0	0-0	1	4	8	2	13	4	2	1	34		
11	Sam Rodgers	0	1-7	0	0-0	1	5	6	4	2	0	3	0	34		
12	Antoinette Miller	0	8-21	2	9-11	2	4	6	3	25	4	2	0	38		
38	Florence Sifa	0	3-7	0	0-0	2	2	4	3	6	5	2	0	24		
02	Nikira Goings	1	1-4	0	0-0	0	1	1	4	2	1	1	0	22		
25	Chelsea Warren	0	0-0	0	0-0	0	1	1	0	0	0	0	0	14		
35	T'lyah Green	0	0-0	0	0-0	0	1	1	0	0	0	0	0	1		
40	Andeja Puckett	2	6-0	0	0-0	0	0	0	4	4	0	0	0	10		
Team						1		2								
Totals		22	64	2	16	9	14	13	20	33	23	55	15	11	9	200

1st	FG %	1st	3-Ptr %	2nd	FG %	2nd	3-Ptr %	3rd	FG %	3rd	3-Ptr %	Game	Points	2nd	Rebound	Deadball
TCU	61.8	37.5%	0.0	61.8	37.5%	0.0	0.0%	61.8	37.5%	0.0	0.0%	22-64	14.7%	2.0	11.0	1.0
CIN	33.3	20.0%	0.0	33.3	20.0%	0.0	0.0%	33.3	20.0%	0.0	0.0%	23-55	16.4%	2.0	11.0	1.0

##	Player	Total		3-Ptr		Rebounds		PF	TP	A	TO	Blk	Stl	Min		
		FG	FGA	FG	FGA	Off	Def								Total	
08	Okonkwo, Amy	1	7-16	1	5-6	1	12	13	1	20	1	3	0	33		
22	Moore, Jordan	0	8-11	0	0-0	4	7	11	3	18	0	2	4	32		
15	Woods, Jayde	0	2-4	0	0-0	4	2	3	5	2	8	4	0	28		
20	Heard, Lauren	0	3-4	0	0-0	2	3	4	3	8	2	4	0	23		
25	Ray, Kianna	0	2-8	1	4-4	2	4	3	2	7	7	3	0	34		
01	Payne, Ryan	0	0-2	0	0-0	0	0	0	0	1	0	0	0	4		
05	Morris, Yummy	0	0-0	0	0-0	0	0	0	0	0	0	0	0	1		
21	Crain, Alexandria	0	0-0	0	0-0	0	0	0	0	0	0	0	0	1		
24	Vann, Dakota	1	3-3	0	0-0	1	1	1	4	1	0	0	0	19		
31	Hellesey, Ella	0	0-0	0	0-0	0	0	0	0	0	0	0	0	1		
33	Akomolafe, Adeola	1	5-0	0	0-0	3	3	6	2	4	1	1	0	23		
Team						2		3		6		2				
Totals		24	53	2	9	19	28	46	13	33	46	13	6	19	9	199

1st	FG %	1st	3-Ptr %	2nd	FG %	2nd	3-Ptr %	3rd	FG %	3rd	3-Ptr %	Game	Points	2nd	Rebound	Deadball
TCU	61.8	44.4%	0.0	61.8	44.4%	0.0	0.0%	61.8	44.4%	0.0	0.0%	24-53	14.7%	2.0	11.0	1.0
CIN	33.3	20.0%	0.0	33.3	20.0%	0.0	0.0%	33.3	20.0%	0.0	0.0%	23-55	16.4%	2.0	11.0	1.0

Score by periods	Cincinnati				TCU					
	1st	2nd	3rd	4th	Total	1st	2nd	3rd	4th	Total
Cincinnati	15	13	19	10	57	21	17	18	13	69
TCU	21	17	18	13	69					

Officials: Brian Hall, Nykesha Thompson, Chaney Muench
Technical fouls: Cincinnati-None, TCU-None.
Attendance: 2,856
WNIT Quarterfinals
Last FG - CIN 4th-02:38, TCU 4th-04:13
Largest lead - CIN by 4 3rd-04:39, TCU by 17 4th-02:46
CIN led for 04:16, TCU led for 33:14, Game was tied for 01:46.



TCU earned the program's first-ever trip to the WNIT Semifinals following a road win at South Dakota in 2018.

ARIZONA 59, TCU 53

Semifinals | April 3, 2019
McKale Memorial Center | Tucson, Ariz.

Official Basketball Box Score -- Game Totals -- Final Statistics
TCU vs Arizona
04/03/19 6:30 pm at

##	Player	Total		3-Ptr		Rebounds		PF	TP	A	TO	Blk	Stl	Min		
		FG	FGA	FG	FGA	Off	Def								Total	
00	Okonkwo, Amy	1	8-23	4	13	2	2	6	5	11	3	22	0	3	28	
22	Moore, Jordan	0	4-9	0	0-0	3	6	10	1	11	0	3	2	33		
15	Woods, Jayde	0	1-5	1	3	1	2	0	1	1	5	4	2	25		
20	Heard, Lauren	0	0-8	0	0-3	1	2	4	8	12	4	1	2	33		
25	Ray, Kianna	0	2-13	2	8	2	3	4	7	2	10	4	3	30		
24	Vann, Dakota	1	3-3	1	3	0	0	0	0	0	3	0	1	14		
33	Akomolafe, Adeola	1	6-0	0	0-0	4	2	6	2	2	3	1	0	31		
Team						2		3		3		2				
Totals		18	67	8	30	9	14	23	27	50	17	53	11	15	3	200

1st	FG %	1st	3-Ptr %	2nd	FG %	2nd	3-Ptr %	3rd	FG %	3rd	3-Ptr %	Game	Points	2nd	Rebound	Deadball
TCU	31.1	31.3%	0.0	31.1	31.3%	0.0	0.0%	31.1	31.3%	0.0	0.0%	18-67	16.9%	8.0	26.0	3.0
ARZ	50.0	30.0%	0.0	50.0	30.0%	0.0	0.0%	50.0	30.0%	0.0	0.0%	53-99	24.7%	9.0	24.0	4.0

Score by periods	Arizona				TCU					
	1st	2nd	3rd	4th	Total	1st	2nd	3rd	4th	Total
Arizona	12	17	11	19	59	9	14	10	20	53
TCU	9	14	10	20	53					

Officials: Doug Knight, Kyle Bacon, Julie Krommenhoek
Technical fouls: TCU-None, Arizona-None.
Attendance: 10,135
2018-19 Women's Basketball, Round: 0, Arizona vs TCU, Played at:
Last FG - TCU 4th-00:11, UA 4th-01:53
Largest lead - TCU by 4 1st-00:17, UA by 14 2nd-02:37
TCU led for 05:04, UA led for 34:46, Game was tied for 00:10.



The Horned Frogs celebrate its 82-78 road win at Arkansas in 2019.

TEAM RECORDS
TCU

Most Points Scored	97	vs. UTRGV	03/17/16
Fewest Points Scored	53	at Arizona	04/03/19
Field Goals Made	36	at Colorado	03/30/08
Field Goal Attempts	81	at Colorado	03/30/08
Best Field Goal Pct.	.608 (31-51)	vs. Lamar	03/15/18
3-Point FG Made	14	vs. Missouri State	03/17/18
3-Point FG Attempts	33	at Southern Miss	03/22/15
	33	vs. Oral Roberts	03/17/11
Best 3-Point FG Pct.	.609 (14-23)	vs. Missouri State	03/17/18
Free Throws Made	24	vs. UT Arlington	03/23/19
Free Throw Attempts	31	vs. UT Arlington	03/23/19
Best Free Throw Pct.	.920 (23-25)	at Arkansas	03/28/19
Most Rebounds	50	at Arizona	04/03/19
Most Assists	22	vs. Eastern Michigan	03/19/16
Blocked Shots	9	vs. Eastern Michigan	03/19/16
Steals	16	vs. Boise State	03/23/08
Turnovers	22	at Colorado	03/19/14

OPPONENT

Most Points Scored	96	at Colorado	03/30/08
Fewest Points Scored	41	vs. Prairie View A&M	03/21/19
Field Goals Made	31	vs. Oral Roberts	03/17/11
Field Goal Attempts	77	vs. Oral Roberts	03/17/11
Best Field Goal Pct.	.529 (27-51)	at Indiana	03/28/18
3-Point FG Made	11	at South Dakota	03/25/18
3-Point FG Attempts	33	at South Dakota	03/25/18
Best 3-Point FG Pct.	.476 (10-21)	at Arkansas	03/28/19
Free Throws Made	28	at Colorado	03/30/08
Free Throw Attempts	33	at Colorado	03/30/08
Best Free Throw Pct.	.848 (28-33)	at Colorado	03/30/08
Most Rebounds	52	vs. Oral Roberts	03/17/11
Most Assists	21	at Southern Miss	03/22/15
Blocked Shots	8	at Arizona	04/03/19
	8	a Colorado	03/30/08
Steals	15	at New Mexico	03/22/18
	15	vs. Eastern Michigan	03/19/16
Turnovers	26	vs. Boise State	03/23/08

INDIVIDUAL RECORDS
TCU PLAYERS

Points	36	Amy Okonkwo	Arkansas	03/28/19
FGM	11	Jordan Moore	South Dakota	03/25/18
FGA	23	Amy Okonkwo	Arizona	04/03/19
FG Pct. (5 made)	.909 (10-11)	Jordan Moore	Lamar	03/15/18
3-Point FGM	7	AJ Alix	Eastern Mich.	03/19/16
3-Point FGA	16	Emily Carter	Oral Roberts	03/17/11
3FG Pct. (4 made)	1.000 (4-4)	Donielle Breaux	Colorado	03/19/14
FTM	12	Amy Okonkwo	Arkansas	03/28/19
FTA	13	Amy Okonkwo	Arkansas	03/28/19
FT Pct. (7 made)	.923 (12-13)	Amy Okonkwo	Arkansas	03/28/19
Rebounds	15	Lorie Butler-Rayford	Texas Tech	03/26/08
Assists	11	Helena Sverrisdottir	Oral Roberts	03/17/11
Blocked Shots	5	Rachel Rentschler	Oral Roberts	03/17/11
Steals	5	AJ Alix	Eastern Mich.	03/19/16
	5	Vega Hamilton	Southern Miss	03/22/15
Turnovers	6	Helena Sverrisdottir	Oral Roberts	03/17/11



AJ Nix drained a program-best seven three-pointers in TCU's win over Eastern Michigan back in 2016

CONFERENCE TOURNAMENT HISTORY

RND	DATE	SITE (VENUE)	OPPONENT	W/L	SCORE
SWC					
1st	03/10/83	Austin, Texas (Gregory Gym)	#8 Rice	L	69-80
QF	03/07/90	Dallas, Texas (Moody Coliseum)	#3 Texas Tech	L	68-76
QF	03/11/92	Dallas, Texas (Moody Coliseum)	#1 Texas Tech	L	62-89
QF	03/10/93	Dallas, Texas (Moody Coliseum)	#1 Texas Tech	L	50-107
QF	03/09/94	Dallas, Texas (Moody Coliseum)	#1 Texas Tech	L	55-103
QF	03/04/95	Dallas, Texas (Moody Coliseum)	#1 Texas Tech	L	36-87
QF	03/06/96	Dallas, Texas (Moody Coliseum)	#1 Texas	L	78-109

WAC

1st	03/03/97	Las Vegas, Nev. (Thomas & Mack Center)	#3P Hawaii	L	52-67
1st	03/03/98	Las Vegas, Nev. (Thomas & Mack Center)	#3M UTEP	L	49-63
1st	03/01/99	Las Vegas, Nev. (Thomas & Mack Center)	#5P UTEP	W	67-58
QF	03/03/99	Las Vegas, Nev. (Thomas & Mack Center)	#1P New Mexico	L	62-74
1st	03/08/00	Fresno, Calif. (Selland Arena)	#4 Tulsa	L	56-64
QF	03/07/01	Tulsa, Okla. (Reynolds Center)	#9 San Jose State	W	74-53
SF	03/09/01	Tulsa, Okla. (Reynolds Center)	#5 Rice	W	76-58
CH	03/10/01	Tulsa, Okla. (Reynolds Center)	#2 Hawaii	W	66-58

C-USA

QF	03/02/02	Chicago, Ill. (DePaul Athletic Center)	#9 Saint Louis	W	68-57
SF	03/03/02	Chicago, Ill. (DePaul Athletic Center)	#5 Tulane	L	76-80 (OT)
1st	03/06/03	Memphis, Tenn. (The Pyramid)	#12 East Carolina	W	54-44
QF	03/07/03	Memphis, Tenn. (The Pyramid)	#4 Tulane	W	78-65
SF	03/08/03	Memphis, Tenn. (The Pyramid)	#1 Charlotte	W	78-65
CH	03/09/03	Memphis, Tenn. (The Pyramid)	#2 Cincinnati	W	85-76 (OT)
QF	03/05/04	Fort Worth, Texas (Daniel-Meyer Coliseum)	#7 Charlotte	W	89-73
SF	03/06/04	Fort Worth, Texas (Daniel-Meyer Coliseum)	#3 Louisville	W	69-59
CH	03/07/04	Fort Worth, Texas (Daniel-Meyer Coliseum)	#1 Houston	L	75-86
QF	03/04/05	Charlotte, N.C. (Halton Arena)	#5 USF	W	65-57
SF	03/05/05	Charlotte, N.C. (Halton Arena)	#1 DePaul	W	87-77
CH	03/06/05	Charlotte, N.C. (Halton Arena)	#2 Louisville	W	60-41

MWC

QF	03/08/06	Denver, Colo. (Pepsi Center)	#5 Wyoming	W	63-55
SF	03/10/06	Denver, Colo. (Pepsi Center)	#1 BYU	L	53-63
QF	03/07/07	Las Vegas, Nev. (Thomas & Mack Center)	#5 Utah	L	67-68
QF	03/12/08	Las Vegas, Nev. (Thomas & Mack Center)	#7 Air Force	W	60-47
SF	03/14/08	Las Vegas, Nev. (Thomas & Mack Center)	#6 SDSU	L	67-69
QF	03/11/09	Las Vegas, Nev. (Thomas & Mack Center)	#7 UNLV	L	75-84
SF	03/12/10	Las Vegas, Nev. (Thomas & Mack Center)	#4 Utah	L	57-69
SF	03/11/11	Las Vegas, Nev. (Thomas & Mack Center)	#7 New Mexico	W	61-40
CH	03/12/11	Las Vegas, Nev. (Thomas & Mack Center)	#5 Utah	L	47-52 (OT)
QF	03/07/12	Las Vegas, Nev. (Thomas & Mack Center)	#5 Wyoming	L	44-61

Big 12

1st	03/08/13	Dallas, Texas (American Airlines Center)	#7 Kansas	L	61-83
1st	03/07/14	Oklahoma City, Okla. (Chesapeake Energy Arena)	#10 Texas Tech	W	75-59
QF	03/08/14	Oklahoma City, Okla. (Chesapeake Energy Arena)	#2 West Virginia	L	59-67
QF	03/07/15	Dallas, Texas (American Airlines Center)	#6 Texas	L	61-67
1st	03/04/16	Oklahoma City, Okla. (Chesapeake Energy Arena)	#10 Kansas	L	64-81
1st	03/03/17	Oklahoma City, Okla. (Chesapeake Energy Arena)	#8 Texas Tech	L	58-76
QF	03/03/18	Oklahoma City, Okla. (Chesapeake Energy Arena)	#4 Oklahoma	W	90-83
SF	03/04/18	Oklahoma City, Okla. (Chesapeake Energy Arena)	#1 Baylor	L	48-94
1st	03/09/19	Oklahoma City, Okla. (Chesapeake Energy Arena)	#3 Texas	L	64-66
1st	03/11/21	Kansas City, Mo. (Municipal Auditorium)	#9 Kansas	W	75-72
QF	03/12/21	Kansas City, Mo. (Municipal Auditorium)	#1 Baylor	L	55-92

CHAMPIONSHIPS

YEAR	CONFERENCE
2001	WAC
2003	C-USA
2005	C-USA

RECORD VS. OPPONENTS

SOUTHWEST	RECORD
Rice	0-1
Texas	0-1
Texas Tech	0-5

WAC	RECORD
Hawaii	1-1
New Mexico	0-1
Rice	1-0
San Jose State	1-0
Tulsa	0-1
UTEP	1-1

C-USA	RECORD
Charlotte	2-0
Cincinnati	1-0
DePaul	1-0
East Carolina	1-0
Houston	0-1
Saint Louis	1-0
Tulane	1-1
USF	1-0

MOUNTAIN WEST	RECORD
Air Force	1-0
BYU	0-1
New Mexico	1-0
San Diego State	0-1
UNLV	0-1
Utah	0-3
Wyoming	1-1

BIG 12	RECORD
Baylor	0-2
Kansas	1-2
Oklahoma	1-0
Texas	0-2
Texas Tech	1-1
West Virginia	0-1

OVERALL RECORD 20-28

RECORD BY SEED

SEED	YEAR(S)	RECORD
No. 1	2001, 02, 10	4-2
No. 2	2004, 08, 11	4-3
No. 3	2009, 15	0-2
No. 4	2005, 06, 07, 12	4-3
No. 5	2000, 03, 18	5-2
No. 6	1990, 2019	0-2
No. 7	2014, 16	1-2
No. 8	1992-96, 2021	1-6
No. 9	1983, 2017	0-2
No. 10	2013	0-1
6 (Div.)	1997, 98	0-2
4 (Div.)	1999	1-1

2001



2001 WAC TOURNAMENT

Tulsa, Okla. (Reynolds Center) | March 7-10

First Round

(9) San Jose State 66, (8) UTEP 55

Quarterfinals

(1) TCU 74, San Jose State 53
 (5) Rice 60, (4) Nevada 56 (OT)
 (3) SMU 61, (6) Fresno State 56
 (2) Hawaii 65, (7) Tulsa 55

Semifinals

TCU 76, Rice 58
 Hawaii 97, SMU 88

Championship

TCU 66, Hawaii 58

2003



2003 C-USA TOURNAMENT

Memphis, Tenn. (The Pyramid) | March 6-9

First Round

(7) Southern Miss 71, (10) Houston 69
 (11) Louisville 86, (6) Saint Louis 59
 (9) Marquette 79, (8) Memphis 64
 (5) TCU 54, (12) East Carolina 44

Quarterfinals

(2) Cincinnati 61, Southern Miss 42
 (3) DePaul 66, Louisville 57
 (1) Charlotte 67, Marquette 65
 TCU 78, (4) Tulane 65

Semifinals

Cincinnati 81, DePaul 64
 TCU 78, Charlotte 65

Championship

TCU 85, Cincinnati 76 (OT)

2005



2005 C-USA TOURNAMENT

Charlotte, N.C. (Dale F. Halton Arena) | March 3-6

First Round

(9) Memphis 76, (8) East Carolina 67
 (5) USF 68, (12) Southern Miss 47
 (6) Charlotte 63, (11) Cincinnati 46
 (7) Marquette 78, (10) UAB 53

Quarterfinals

(1) DePaul 78, Memphis 55
 (4) TCU 65, USF 57
 (3) Houston 75, Charlotte 73
 (2) Louisville 69, Marquette 54

Semifinals

TCU 87, DePaul 77
 Louisville 54, Houston 48

Championship

TCU 60, Louisville 41

TEAM RECORDS

TCU

Points	90	Oklahoma	03/03/18
FGM	31	Charlotte	03/05/05
FGA	74 (2x)	last: Hawaii	03/10/01
FG Pct.	.545 (30-55)	Cincinnati	03/09/03
3FGM	12	San Jose State	03/07/01
3FGA	30	UNLV	03/11/09
3FG Pct. (8 made)	.500 (10-20)	Oklahoma	03/03/18
FTM	32	Oklahoma	03/03/18
FTA	39	Oklahoma	03/03/18
FT Pct. (15 made)	.941 (16-17)	Hawaii	03/03/97
Rebounds	53	USF	03/04/05
Assists	25	San Jose State	03/07/01
Blocked Shots	11 (2x)	last: Oklahoma	03/03/18
Steals	15	Tulane	03/03/02
Turnovers	33	Texas Tech	03/08/95

OPPONENT

Points	109	Texas	03/06/96
Field Goals	43 (2x)	last: Texas	03/06/96
FG Attempts	84	Charlotte	03/05/04
FG Pct.	.600 (36-60)	Baylor	03/04/18
3-pt Field Goals	10	UNLV	03/11/09
3FG Attempts	29	Charlotte	03/08/03
3FG Pct. (8 made)	.600 (9-15)	Texas Tech	03/10/93
Free Throws	28	Houston	03/07/04
FT Attempts	43	Rice	03/10/83
FT Pct. (15 made)	.889 (16-18)	UNLV	03/11/09
Rebounds	55	Texas Tech	03/10/93
Assists	25	Texas Tech	03/09/94
Blocked Shots	8	San Diego State	3/14/08
Steals	24	Texas Tech	3/8/95
Turnovers	28	Air Force	3/12/08

INDIVIDUAL RECORDS

TCU PLAYERS

Points	32	Zahna Medley	West Virginia	03/08/14
FGM	13	Amy Bumsted	Texas Tech	03/10/93
FGA	25	Jackie Jenkins	Texas	03/06/96
FG Pct. (5 made)	.875	Latricia Lovings	Texas Tech	03/07/14
3-Point FGM	6	Zahna Medley	West Virginia	03/08/14
3-Point FGA	14	Jill Sutton	UTEP	03/02/98
3FG Pct. (4 made)	1.000 (4-4)	Kati Safaritova	Saint Louis	03/02/02
FTM	13	Lauren Heard	Kansas	03/11/21
FTA	18	Lauren Heard	Kansas	03/11/21
FT Pct. (7 made)	1.000 (10-10)	Sandora Irvin	Charlotte	03/05/04
Rebounds	19	Sandora Irvin	Cincinnati	03/09/03
Assists	10 (2x)	last: Natasha Lacy	Houston	03/07/04
Blocked Shots	8	Sandora Irvin	Charlotte	03/05/04
Steals	7	Nicole Perdue	Texas Tech	03/09/94
Turnovers	10	Leah Garcia	Texas Tech	03/08/95

OPPOSING PLAYERS

Points	36	Chandi Jones	Houston	03/07/04
FGM	11 (4x)	last: NaLyssa Smith	Baylor	03/12/21
FGA	21 (3x)	last: Michelle Plouffe	Utah	03/12/11
3-Point FGM	5	Chandi Jones	Houston	03/07/04
3-Point FGA	14	Danada Smith	San Jose State	03/07/01
FTM	16	Pennie Goff	Rice	03/10/83
FTA	20	Pennie Goff	Rice	03/10/83
Rebounds	19	Chelsea Gardner	Kansas	03/08/13
Assists	10	Quenese Davis	SDSU	03/14/08
Blocked Shots	6 (2x)	last: Queen Egbo	Baylor	03/12/21
Steals	8	Tabitha Truesdale	Texas Tech	03/08/95
Turnovers	9	Kelly Nadeau	Tulane	03/03/02

TCU HORNEDED FROGS BASKETBALL



AWARDS & HONORS

2021-22 TCU WOMEN'S BASKETBALL FACT BOOK





**JANICE
DZIUK**
1986-90

6-1 | Forward | Poth, Texas

52



**SANDORA
IRVIN**
2001-05

6-3 | Forward | Fort Lauderdale, Fla.

50

CAREER HIGHLIGHTS

Southwest Conference All-Decade Team (1980s) ... All-Southwest Conference (1990) ... Only All-Southwest Conference selection in TCU history ... TCU Letterman's Association Hall of Fame (2002) ... Finished career as TCU's all-time leading scorer and rebounder ... Still top 10 all-time at TCU in points, scoring average, field goals made and attempted, field goal percentage, free throws made and attempted, rebounds and rebounding average.

CAREER HIGHLIGHTS

Only WNBA Draft pick in TCU history (3rd overall selection, Phoenix Mercury, 2005) ... Only unanimous First Team All-American in TCU history (WBCA, AP, USBWA in 2004-05) ... Naismith Trophy Finalist (2004-05) ... All-American Honorable Mention (AP, WBCA in 2003-04) ... Conference USA All-Decade Team (2000s) ... Four-time All-Conference USA (2002-05) ... Conference USA Player of the Year (2005) ... Three-time Conference USA Defensive Player of the Year (2003-05) ... Led TCU to four NCAA Tournaments ... Led TCU to two Conference USA Tournament Championships (2003, 2005) ... Two-time Conference USA Tournament MVP (2003, 2005) ... Recorded first triple-double in TCU history (20 pts, 18 reb, 16 blk vs UAB, Jan. 16, 2005) ... Set NCAA single-game blocks record (16 vs UAB, Jan. 16, 2005) ... Finished career as NCAA career blocks leader ... Finished career as TCU's all-time leading scorer, rebounder and shot blocker ... Still top 10 all-time at TCU in points, scoring average, field goals made and attempted, free throws made and attempted, rebounds, rebounding average, blocks, steals, games played and games started.

YEARS	GP-S	MIN-AVG.	FG-A	PCT.	3FG-A	PCT.	FT-A	PCT.
1986-87	27-3	572-21.2	111-255	.435	1-1	1.000	105-151	.695
1987-88	27-14	524-19.4	89-215	.414	0-0	.000	86-113	.761
1988-89	25-19	638-25.5	152-282	.539	0-0	.000	51-81	.630
1989-90	27-27	831-30.8	193-385	.501	0-3	.000	115-166	.693
TOTAL	106-63	2565-24.2	545-1137	.479	1-4	.250	357-511	.699

YEARS	GP-S	MIN-AVG.	FG-A	PCT.	3FG-A	PCT.	FT-A	PCT.
2001-02	31-29	818-26.4	120-282	.426	4-7	.571	91-144	.632
2002-03	33-27	881-26.7	134-320	.419	2-10	.200	126-182	.692
2003-04	30-30	886-29.5	195-382	.510	8-17	.471	106-162	.654
2004-05	33-32	1045-31.7	237-519	.457	24-63	.381	159-217	.733
TOTAL	127-118	3630-28.6	686-1503	.456	38-97	.392	482-705	.684

YEARS	REB. TOTAL	AVG.	PF-D	A	TO	B	S	TP	AVG.
1986-87	197	7.3	62-1	16	41	4	29	328	12.1
1987-88	142	5.3	64-1	18	43	8	37	264	9.8
1988-89	205	8.2	72-2	28	55	2	33	355	14.2
1989-90	234	8.7	86-4	58	86	9	77	501	18.6
TOTAL	778	7.3	284-8	120	225	23	176	1448	13.7

YEARS	OFF-DEF-TOT	AVG.	PF-D	A	TO	B	S	TP	AVG.
2001-02	95-199-294	9.5	85-2	36	86	85	49	335	10.8
2002-03	108-212-320	9.7	85-1	37	81	128	40	396	12.0
2003-04	125-241-366	12.2	82-2	44	90	117	53	504	16.8
2004-05	137-253-390	11.8	101-3	68	114	150	82	657	19.9
TOTAL	465-905-1370	10.8	353-8	185	371	480	224	1892	14.9

ALL-AMERICANS

WBCA

2004	Sandora Irvin	HM
2005	Sandora Irvin	1st
2007	Adrienne Ross	HM
2010	Helena Sverrisdottir	HM

Associated Press

2004	Sandora Irvin	HM
2005	Sandora Irvin	1st
2007	Adrienne Ross	HM
2008	Adrienne Ross	HM
2010	Helena Sverrisdottir	HM

USBWA

2005	Sandora Irvin	1st
------	---------------	-----

Naismith Trophy Finalist

2005	Sandora Irvin
------	---------------



Sandora Irvin



Adrienne Ross



Helena Sverrisdottir

SOUTHWEST CONFERENCE

SWC All-Decade Team

1992	Janice Dziuk	2nd
------	--------------	-----

All-SWC Team

1990	Janice Dziuk	1st
------	--------------	-----

Academic All-SWC

1984	Michelle Bailey
1985	Julie Hendrickson
1986	Carol Glover
1987	Carol Glover
1988	Carol Glover
1989	Dana Hargrove
1990	Janice Dziuk
	Jody Elkin
1991	Rachel Hesse
1996	Kayla Courtade

SWC Commissioner's Honor Roll

1995	Kayla Courtade
1996	Kayla Courtade

WESTERN ATHLETIC CONFERENCE (WAC)

WAC Coach of the Year

2001	Jeff Mittie
------	-------------

WAC Freshman of the Year

1998	Jill Sutton	Pacific Div.
------	-------------	--------------

WAC All-Newcomer Team

1998	Jill Sutton	Pacific Div.
1999	Diamond Jackson	Mountain Div.
2000	Janice Thomas	
2001	Kati Safaritova	

All-WAC Team

1997	Emma Wilson	1st, Mountain Div.
1998	Jill Sutton	2nd, Pacific Div.
1999	Amy Sutton	2nd, Mountain Div.
	Jill Sutton	2nd, Mountain Div.
2001	Jill Sutton	2nd
	Kati Safaritova	2nd

WAC All-Tournament Team

2001	Amy Sutton
	Tricia Payne (MVP)

WAC All-Academic Team

1998	Kristina Hayworth
	Jill Sutton
	Amy Sutton
1999	Jill Sutton
	Amy Sutton
	Misty Meadows
2000	Jill Sutton
	Amy Sutton
2001	Jill Sutton
	Amy Sutton

CONFERENCE USA (C-USA)

C-USA All-Decade Team

2005	Sandora Irvin
------	---------------

C-USA Coach of the Year

2002	Jeff Mittie
------	-------------

C-USA Female Athlete of the Year

2005	Sandora Irvin
------	---------------

C-USA Player of the Year

2005	Sandora Irvin
------	---------------

C-USA Defensive Player of the Year

2003	Sandora Irvin
2004	Sandora Irvin
2005	Sandora Irvin

C-USA Sixth Player of the Year

2002	Grace Gantt
------	-------------

All-C-USA Team

2002	Kati Safaritova	1st
	Sandora Irvin	3rd
2003	Sandora Irvin	2nd
2004	Sandora Irvin	1st
2005	Sandora Irvin	1st
	Natasha Lacy	3rd

C-USA All-Freshman Team

2002	Sandora Irvin
2004	Natasha Lacy

C-USA All-Tournament Team

2002	Kati Safaritova
2003	Sandora Irvin (MVP)
2004	Sandora Irvin
	Natasha Lacy
2005	Ashley Davis
	Sandora Irvin (MVP)

C-USA Commissioner's Academic Medal

2003	Tricia Payne
2004	Tracy Wynn

C-USA Commissioner's Honor Roll

2002	Ashley Browning
	Joi Harris
	Amy Pack
	Kati Safaritova
	Quinn Tedder
2003	Stephanie Faulkner
	Andrea Honer
	Tricia Payne
	Tracy Wynn
2004	Stephanie Faulkner
	Tracy Wynn
2005	Marissa Riviera

**MOUNTAIN WEST CONFERENCE (MWC)****MWC Coach of the Year**

2010 Jeff Mittie

MWC Player of the Year

2007 Adrienne Ross Co-POY

2010 Helena Sverrisdottir

MWC Freshman of the Year

2008 Helena Sverrisdottir

2012 Natalie Ventress

MWC Newcomer of the Year

2009 TK LaFleur

All-MWC Team

2006 Natasha Lacy 2nd

Adrienne Ross 3rd

Ashley Davis HM

Lorie Butler-Rayford HM

2007 Adrienne Ross 1st

Ashley Davis 2nd

Hanna Biernacka HM

2008 Adrianna Ross 2nd

Lorie Butler-Rayford 3rd

Helena Sverrisdottir HM

2009 Helena Sverrisdottir 1st

TK LaFleur 2nd

Emily Carter 2nd

2010 Helena Sverrisdottir 1st

Emily Carter 1st

TK LaFleur 3rd

Starr Crawford HM

Eboni Mangum HM

2011 Emily Carter 1st

Helena Sverrisdottir 1st

Starr Crawford 2nd

2012 Natalie Ventress 1st

Antoinette Thompson HM

MWC All-Defensive Team

2010 Eboni Mangum

2011 Starr Crawford

MWC All-Tournament Team

2011 Emily Carter

Helena Sverrisdottir

MWC All-Academic Team

2006 Ashley Davis

Brittany Purdom

2007 Hanna Biernacka

Ashley Davis

Micaela Younger

2009 Emily Carter

2010 Emily Carter

Hannah Christian

DeLisa Gross

Helena Sverrisdottir

TK LaFleur

Eboni Mangum

2011 Emily Carter

DeLisa Gross

Megan Henson

2012 DeLisa Gross

Megan Henson

BIG 12 CONFERENCE**Big 12 Defensive Player of the Year**

2015 Chelsea Prince

Big 12 Sixth Man of the Year

2018 Amy Okonkwo

All-Big 12 Team

2013 Zahna Medley HM

2014 Zahna Medley 1st

2015 Zahna Medley 1st

Veja Hamilton HM

Chelsea Prince HM

2016 Zahna Medley 1st

AJ Alix HM

2017 AJ Alix HM

2018 Amy Okonkwo 2nd

Jordan Moore HM

Kianna Ray HM

2019 Jordan Moore 1st

Amy Okonkwo 2nd

2020 Lauren Heard 1st

Kianna Ray 2nd

Jayde Woods HM

2021 Lauren Heard 1st

Big 12 All-Defensive Team

2014 Latricia Lovings

2015 Chelsea Prince

2019 Jordan Moore

2020 Kianna Ray

2021 Lauren Heard

Big 12 All-Freshman Team

2013 Zahna Medley

Big 12 All-Tournament Team

2014 Zahna Medley

Academic All-Big 12

2013 Delisa Gross 1st

Meagan Henson 1st

Zahna Medley Rookie

2014 Meagan Henson 2nd

Zahna Medley 2nd

Klara Bradshaw Rookie

Jada Butts Rookie

2015 Kiara Bradshaw 1st

Jada Butts 2nd

Caitlin Diaz 2nd

2016 Jada Butts 1st

Caitlin Diaz 1st

Zahna Medley 2nd

Aiche Ndao 2nd

Adeola Akomolafe Rookie

Claire Ferguson Rookie

2017 Adeola Akomolafe 1st

Jada Butts 1st

Amy Okonkwo 1st

Carol Willie 2nd

Ella Hellesey Rookie

Kianna Ray Rookie

2018 Ella Hellesey 1st

Kianna Ray 1st

Adeola Akomolafe 2nd

Amy Okonkwo 2nd

2019 Amy Okonkwo 1st

Kianna Ray 1st

Ella Hellesey 1st

Jayde Woods 2nd

2020 Jaycee Bradley 1st

Alexandria Crain 1st

Ella Hellesey 1st

Kianna Ray 1st

Tavy Diggs Rookie

Maddi Puli Rookie

2021 Michelle Berry 1st

Tavy Diggs 1st

Emma Schmidt 1st

Yummy Morris 2nd

Amari Conn Rookie

Adhel Tac Rookie

**ALL-TIME PLAYERS OF THE WEEK****C-USA**

12/10/01	Kati Safaritova
01/07/02	Kati Safaritova
12/30/02	Tricia Payne
02/23/04	Sandora Irvin
11/29/04	Sandora Irvin
01/10/05	Sandora Irvin
01/17/05	Sandora Irvin
02/08/05	Sandora Irvin

MWC

01/02/06	Natasha Lacy
01/16/06	Ashley Davis
03/06/06	Natasha Lacy
12/04/06	Ashley Davis
12/26/06	Ashley Davis
01/29/07	Adrienne Ross
12/17/07	Adrienne Ross
02/11/08	Helena Sverrisdottir
02/18/08	Helena Sverrisdottir
11/17/08	TK LaFleur
12/08/08	Helena Sverrisdottir
01/12/08	Emily Carter
02/09/09	Helena Sverrisdottir
03/09/09	Helena Sverrisdottir
11/23/09	Starr Crawford
12/14/09	Helena Sverrisdottir
01/04/10	Helena Sverrisdottir
02/15/10	Emily Carter
11/22/10	Emily Carter
12/13/10	Helena Sverrisdottir
02/14/11	Starr Crawford
02/28/11	Helena Sverrisdottir
12/05/11	Chelsea Prince

BIG 12

12/03/12	Zahna Medley	Fresh.
12/17/12	Zahna Medley	Fresh.
01/21/13	Zahna Medley	Fresh.
02/18/13	Zahna Medley	Fresh.
01/12/15	Zahna Medley	Player
02/15/16	Zahna Medley	Player
12/05/16	Amber Ramirez	Fresh.
12/27/16	Mikayla Christian	Fresh.
12/22/17	Amy Okonkwo	Player
03/04/19	Jordan Moore	Player
02/05/20	Lauren Heard	Player
02/25/20	Lauren Heard	Player
12/14/20	Lauren Heard	Player
01/25/21	Aja Holmes	Fresh.
03/09/21	Lauren Heard	Player

MISCELLANEOUS HONORS**NSCA All-American Athlete (Strength/Cond.)**

1987	Carol Glover
1988	Janice Dziuk
2005	Niki Newton

Allstate WBCA Good Works Team Nominee

2016	Zahna Medley
2017	Jada Butts

Senior CLASS Award Candidate

2011	Helena Sverrisdottir	Top 30
2016	Zahna Medley	Top 30

TCU Pillar of Purple Award

2019	Kianna Ray
2021	Emma Schmidt

TCU Janet Perry Award

2021	Lauren Heard
------	--------------

TCU Letterman's Association**Hall of Fame Inductions**

2002	Janice Dziuk
2015	Sandora Irvin
2018	Adrienne Ross
2019	Jill Sutton

Paradise Jam All-Tournament Team

2011	Helena Sverrisdottir
------	----------------------

Marriott Thanksgiving Classic MVP

2017	Amy Okonkwo
------	-------------

SDSU Thanksgiving Classic All-Tournament Team

2018	Kianna Ray
------	------------

WNIT All-Tournament Team

2018	Jordan Moore
2019	Amy Okonkwo

FROGS IN THE LEAGUE

SANDORA IRVIN

WNBA Third Overall Pick by the Phoenix Mercury (2005-06)
 San Antonio Silver Stars (2007-08)
 Chicago Sky (2010)
 Atlanta Dream (2011)



ADRIANNE ROSS

San Antonio Silver Stars (2008)



ZAHNA MEDLEY

San Antonio Silver Stars (2016)



FROGS IN THE PROS

Ebony Shaw
 Iceland, Haukar

Moneka Knight
 Iceland, Kefavik

Natalie Ventress
 Luxembourg

Zahna Medley
 Romania

Donielle Breaux
 Rielerages de Agua

Latricia Lovings
 Bulgaria, Dunav

Helena Sverrisdottir
 Iceland, Valur

Chelsea Prince
 Luxembourg

Antoinette Thompson
 Serbia, Spartak

Sydney Coleman
 Australia, Southern Peninsula

Jordan Moore
 France, Charnay

Amy Okonkwo
 Spain, CD Zamarat

Kianna Ray
 Ireland, Leixlip



TCU HORNNED FROGS BASKETBALL



PROGRAM RECORDS

2021-22 TCU WOMEN'S BASKETBALL FACT BOOK




1. ZAHNA MEDLEY | 5-6 | G | Springfield, Ill. (2012-16) 1,975 POINTS

	GP	FG	FGA	PCT.	3FG	3FGA	PCT.	FT	FTA	PCT.	PTS	AVG.
2012-13	30	123	381	.323	77	241	.320	65	94	.691	388	12.9
2013-14	33	186	487	.382	80	241	.332	112	137	.818	564	17.1
2014-15	31	155	362	.428	72	189	.381	102	116	.879	484	15.6
2015-16	33	169	390	.433	87	208	.418	114	129	.884	539	16.3
CAREER	127	633	1620	.391	316	879	.360	393	476	.826	1975	15.6


2. SANDORA IRVIN | 6-3 | F | Fort Lauderdale, Fla. (2001-05) 1,892 POINTS

	GP	FG	FGA	PCT.	3FG	3FGA	PCT.	FT	FTA	PCT.	PTS	AVG.
2001-02	31	120	282	.426	4	7	.571	91	144	.632	335	10.8
2002-03	33	134	320	.419	2	10	.200	126	182	.692	396	12.0
2003-04	30	195	382	.510	8	17	.471	106	162	.654	504	16.8
2004-05	33	237	519	.457	24	63	.381	159	217	.733	657	19.9
CAREER	127	686	1503	.456	38	97	.392	482	705	.684	1892	14.9


3. HELENA SVERRISDOTTIR | 6-1 | G/F | Hafnarfjordur, Iceland (2007-11) 1,764 POINTS

	GP	FG	FGA	PCT.	3FG	3FGA	PCT.	FT	FTA	PCT.	PTS	AVG.
2007-08	35	117	272	.430	31	101	.307	62	91	.681	327	9.3
2008-09	31	153	349	.438	38	101	.376	147	181	.812	491	15.8
2009-10	31	134	317	.423	38	115	.330	117	148	.791	423	13.6
2010-11	33	158	355	.445	59	157	.376	143	179	.799	518	15.7
CAREER	130	562	1293	.435	166	474	.350	469	599	.783	1764	13.6


4. ADRIANNE ROSS | 5-8 | G | Hobbs, N.M. (2003-08) 1,725 POINTS

	GP	FG	FGA	PCT.	3FG	3FGA	PCT.	FT	FTA	PCT.	PTS	AVG.
2003-04	32	87	225	.387	14	49	.286	47	78	.603	235	7.3
2004-05	5	18	48	.375	7	19	.368	16	19	.842	59	11.8
2005-06	31	138	368	.375	23	94	.245	80	105	.762	379	12.2
2006-07	32	204	465	.439	42	108	.389	103	141	.730	553	17.3
2007-08	35	180	456	.395	44	123	.358	95	124	.766	499	14.3
CAREER	135	627	1562	.401	130	393	.331	341	467	.730	1725	12.8


5. LYNN DAVIS | 5-7 | F | Hurst, Texas (1978-91) 1,683 POINTS

	GP	FG	FGA	PCT.	3FG	3FGA	PCT.	FT	FTA	PCT.	PTS	AVG.
1978-79	27	171	397	.431	--	--	--	96	125	.768	438	16.2
1979-80	28	235	476	.494	--	--	--	81	125	.648	551	19.7
1980-81	39	289	653	.442	--	--	--	116	160	.725	694	17.8
CAREER	94	695	1526	.455	--	--	--	293	410	.715	1683	17.9


6. LAUREN HEARD | 5-9 | G | Denton, Texas (2017-Present) 1,591 POINTS

	GP	FG	FGA	PCT.	3FG	3FGA	PCT.	FT	FTA	PCT.	PTS	AVG.
2017-18	36	70	187	.374	20	61	.328	63	86	.733	223	6.2
2018-19	35	92	293	.314	28	107	.262	91	140	.650	303	8.7
2019-20	29	166	425	.391	31	86	.360	171	227	.753	534	18.4
2020-21	25	169	422	.400	34	112	.304	159	219	.726	531	21.2
CAREER	125	497	1327	.375	113	366	.309	484	672	.720	1591	12.7


7. EMILY CARTER | 6-1 | G | Bossier City, La. (2007-11) 1,563 POINTS

	GP	FG	FGA	PCT.	3FG	3FGA	PCT.	FT	FTA	PCT.	PTS	AVG.
2007-08	33	53	139	.381	32	87	.368	39	46	.848	177	5.4
2008-09	31	111	279	.398	48	130	.369	83	104	.798	353	11.4
2009-10	31	133	321	.414	61	147	.415	118	135	.874	445	14.4
2010-11	33	177	435	.407	76	214	.355	158	181	.873	588	17.8
CAREER	128	474	1174	.404	217	578	.375	398	466	.854	1563	12.2



8. JORDAN MOORE | 6-3 | C | Round Rock, Texas (2015-19) 1,514 POINTS

	GP	FG	FGA	PCT.	3FG	3FGA	PCT.	FT	FTA	PCT.	PTS	AVG.
2015-16	33	84	174	.483	0	0	.000	75	108	.694	243	7.4
2016-17	29	102	202	.505	0	1	.000	46	85	.541	250	8.6
2017-18	36	191	341	.560	0	0	.000	85	129	.659	467	13.0
2018-19	35	214	363	.590	0	1	.000	126	202	.624	554	15.8
CAREER	133	591	1080	.547	0	2	.000	332	524	.634	1514	11.4



9. JANICE DZIUK | 6-1 | F | Poth, Texas (1986-90) 1,448 POINTS

	GP	FG	FGA	PCT.	3FG	3FGA	PCT.	FT	FTA	PCT.	PTS	AVG.
1986-87	27	111	255	.435	1	1	1.000	105	151	.695	328	12.1
1987-88	27	89	215	.414	0	0	.000	86	113	.761	264	9.8
1988-89	25	152	282	.539	0	0	.000	51	81	.630	355	14.2
1989-90	27	193	382	.501	0	3	.000	115	166	.693	501	18.6
CAREER	106	545	1137	.479	1	4	.250	357	511	.699	1448	13.7



10. NATALIE VENTRESS | 5-10 | G | Fort Worth, Texas (2011-15) 1,430 POINTS

	GP	FG	FGA	PCT.	3FG	3FGA	PCT.	FT	FTA	PCT.	PTS	AVG.
2011-12	30	130	357	.364	53	149	.356	89	106	.840	402	13.4
2012-13	30	104	311	.334	46	138	.333	86	102	.843	340	11.3
2013-14	31	131	327	.401	48	153	.314	51	60	.850	361	11.6
2014-15	32	115	296	.389	50	138	.362	47	65	.723	327	10.2
CAREER	123	480	1291	.372	197	578	.341	273	333	.820	1430	11.6



11. AMY OKONKWO | 6-2 | F | Rancho Cucamonga, Calif. (2016-19) 1,324 POINTS

	GP	FG	FGA	PCT.	3FG	3FGA	PCT.	FT	FTA	PCT.	PTS	AVG.
2016-17	30	109	219	.498	19	55	.345	69	88	.784	306	10.2
2017-18	36	186	371	.501	28	72	.389	119	135	.881	519	14.4
2018-19	35	182	405	.449	62	169	.367	73	84	.869	499	14.3
CAREER	101	477	995	.479	109	296	.368	261	307	.850	1324	13.1



12. JILL SUTTON | 5-9 | G | Gunter, Texas (1997-2001) 1,300 POINTS

	GP	FG	FGA	PCT.	3FG	3FGA	PCT.	FT	FTA	PCT.	PTS	AVG.
1997-98	28	130	321	.405	81	209	.388	32	47	.681	373	13.3
1998-99	28	105	264	.398	76	194	.392	32	44	.727	318	11.4
1999-2000	30	108	270	.400	63	168	.375	39	48	.813	318	10.6
2000-01	33	99	232	.427	76	173	.439	17	25	.680	291	8.8
CAREER	119	442	1087	.407	296	744	.398	120	164	.732	1300	10.9



13. ASHLEY DAVIS | 6-0 | G | San Antonio, Texas (2003-07) 1,291 POINTS

	GP	FG	FGA	PCT.	3FG	3FGA	PCT.	FT	FTA	PCT.	PTS	AVG.
2003-04	30	53	124	.427	26	78	.333	18	24	.750	150	5.0
2004-05	33	109	284	.384	62	183	.339	42	54	.778	322	9.8
2005-06	31	113	302	.374	66	191	.346	71	84	.845	363	11.7
2006-07	32	149	331	.450	78	185	.422	80	97	.825	456	14.3
CAREER	126	424	1041	.407	232	637	.364	211	259	.815	1291	10.2



14. TRICIA PAYNE | 5-11 | G | Duncan, Okla. (1998-2003) 1,178 POINTS

	GP	FG	FGA	PCT.	3FG	3FGA	PCT.	FT	FTA	PCT.	PTS	AVG.
1998-99	26	80	195	.410	21	65	.323	87	109	.798	268	10.3
1999-2000	29	102	243	.420	25	74	.338	88	105	.838	317	10.9
2000-01	33	113	261	.433	35	95	.368	110	130	.846	371	11.2
2002-03	30	65	168	.387	55	138	.399	37	44	.841	222	7.4
CAREER	118	360	867	.415	136	372	.366	322	388	.830	1178	10.0


15. KIANNA RAY | 6-1 | G | Austin, Texas (2016-20)
1,170 POINTS

	GP	FG	FGA	PCT.	3FG	3FGA	PCT.	FT	FTA	PCT.	PTS	AVG.
2016-17	30	64	171	.374	22	61	.361	50	71	.704	200	6.7
2017-18	30	82	209	.392	29	91	.319	51	69	.739	244	8.1
2018-19	35	119	323	.368	75	209	.359	44	67	.657	357	10.2
2019-20	29	126	339	.372	63	186	.339	54	83	.651	369	12.7
CAREER	124	391	1042	.375	189	547	.346	199	290	.686	1170	9.4


16. AMY SUTTON | 5-9 | G | Gunter, Texas (1997-2001)
1,166 POINTS

	GP	FG	FGA	PCT.	3FG	3FGA	PCT.	FT	FTA	PCT.	PTS	AVG.
1997-98	28	106	276	.384	41	123	.333	53	73	.726	306	10.9
1998-99	38	115	281	.409	46	119	.387	99	113	.876	375	13.4
1999-2000	18	75	163	.460	31	88	.352	25	33	.758	206	11.4
2000-01	33	97	231	.420	43	113	.381	42	54	.778	279	8.5
CAREER	107	393	951	.413	161	443	.363	219	273	.802	1166	10.9


17. EBONY SHAW | 5-10 | G | Fort Worth, Texas (2000-04)
1,156 POINTS

	GP	FG	FGA	PCT.	3FG	3FGA	PCT.	FT	FTA	PCT.	PTS	AVG.
2000-01	33	76	205	.371	12	41	.293	36	51	.706	200	6.1
2001-02	31	87	248	.351	31	88	.352	63	74	.851	268	8.6
2002-03	34	118	303	.389	33	93	.355	67	91	.736	336	9.9
2003-04	32	125	312	.401	44	121	.364	58	86	.674	352	11.0
CAREER	130	406	1068	.380	120	343	.350	224	302	.742	1156	8.9


18. LEAH GARCIA | 5-56 | G | Houston, Texas (1994-98)
1,151 POINTS

	GP	FG	FGA	PCT.	3FG	3FGA	PCT.	FT	FTA	PCT.	PTS	AVG.
1994-95	26	124	381	.325	4	15	.267	33	57	.579	285	11.0
1995-96	27	147	392	.375	4	21	.190	53	83	.639	351	13.0
1996-97	27	117	276	.424	0	3	.000	65	91	.714	299	11.1
1997-98	24	90	213	.423	0	2	.000	36	53	.679	216	9.0
CAREER	104	478	1262	.379	8	41	.195	187	284	.658	1151	11.1


19. VERNELL ARMSTRONG | 5-9 | F | Rocky Mountain, N.C. (1977-80)
1,102 POINTS

	GP	FG	FGA	PCT.	3FG	3FGA	PCT.	FT	FTA	PCT.	PTS	AVG.
1977-78	23	141	279*	.505*	--	--	--	55	111*	.495*	395	17.2
1978-79	27	161	290	.555	--	--	--	59	114	.518	381	14.1
1979-80	29	128	222	.577	--	--	--	70	118	.593	326	11.2
CAREER	79	430	791*	.544*	--	--	--	184	343*	.536*	1102	13.9

*3 games missing (GP and PTS complete)


20. LORIE BUTLER-RAYFORD | 5-11 | F | Inglewood, Calif. (2004-08)
1,033 POINTS

	GP	FG	FGA	PCT.	3FG	3FGA	PCT.	FT	FTA	PCT.	PTS	AVG.
2004-05	25	53	138	.384	3	18	.167	47	66	.712	156	6.2
2005-06	31	93	223	.417	7	26	.269	65	106	.613	258	8.3
2006-07	31	84	236	.356	6	24	.250	44	68	.647	218	7.0
2007-08	35	152	340	.447	32	102	.314	65	97	.670	401	11.5
CAREER	122	392	937	.418	48	170	.282	221	337	.656	1033	8.5


21. VEJA HAMILTON | 5-10 | G | Spring, Texas (2012-16)
1,002 POINTS

	GP	FG	FGA	PCT.	3FG	3FGA	PCT.	FT	FTA	PCT.	PTS	AVG.
2012-13	30	72	210	.343	0	2	.000	15	26	.577	159	5.3
2013-14	33	64	190	.337	0	1	.000	35	49	.714	163	4.9
2014-15	32	161	329	.489	0	1	.000	40	53	.755	362	11.3
2015-16	30	141	322	.438	1	8	.125	35	46	.761	318	10.6
CAREER	125	438	1051	.417	1	12	.083	125	174	.718	1002	8.0

POINTS

	PTS	PLAYER	YEARS
1.	1,975	Zahna Medley	2012-16
2.	1,892	Sandora Irvin	2001-05
3.	1,764	Helena Sverrisdottir	2007-11
4.	1,725	Adrienne Ross	2003-08
5.	1,683	Lynn Davis	1978-81
6.	1,591	Lauren Heard	2017-Present
7.	1,563	Emily Carter	2007-11
8.	1,514	Jordan Moore	2015-19
9.	1,448	Janice Dziuk	1986-90
10.	1,430	Natalie Ventress	2012-15

SCORING AVERAGE (Minimum 50 games played)

	AVG.	PLAYER (GAMES)	YEARS
1.	17.90	Lynn Davis (94)	1978-81
2.	15.55	Zahna Medley (127)	2012-16
3.	14.89	Sandora Irvin (127)	2001-05
4.	13.94	Vernell Armstrong (79)	1977-80
5.	13.66	Janice Dziuk (106)	1986-90
6.	13.56	Helena Sverrisdottir (130)	2007-11
7.	13.54	Jennifer Hickman (53)	1995-97
8.	13.11	Amy Okonkwo (101)	2016-19
9.	13.06	Kati Safaritova (64)	2000-02
10.	12.77	Adrienne Ross (135)	2003-08

FIELD GOALS MADE

	FGM	PLAYER	YEARS
1.	686	Sandora Irvin	2001-05
2.	633	Zahna Medley	2012-16
3.	627	Adrienne Ross	2003-08
4.	591	Jordan Moore	2015-19
5.	562	Helena Sverrisdottir	2007-11
6.	545	Janice Dziuk	1986-90
7.	497	Lauren Heard	2017-Present
8.	480	Natalie Ventress	2012-15
9.	478	Leah Garcia	1994-98
10.	477	Amy Okonkwo	2016-19

FIELD GOALS ATTEMPTED

	FGA	PLAYER	YEARS
1.	1,620	Zahna Medley	2012-16
2.	1,526	Adrienne Ross	2003-08
3.	1,503	Sandora Irvin	2001-05
4.	1,327	Lauren Heard	2017-Present
5.	1,293	Helena Sverrisdottir	2007-11
6.	1,291	Natalie Ventress	2012-15
7.	1,262	Leah Garcia	1994-98
8.	1,174	Emily Carter	2007-11
9.	1,137	Janice Dziuk	1986-90
10.	1,087	Jill Sutton	1997-01

FIELD GOAL PERCENTAGE (Minimum 100 made)

	PCT. (M-A)	PLAYER	YEARS
1.	.547 (591-1080)	Jordan Moore	2015-18
2.	.528 (187-354)	Misty Meadows	1997-99
3.	.519 (201-387)	Donna Krueger	1992-94
4.	.517 (374-723)	Kathleen Olson	1985-89
5.	.509 (400-786)	Amy Bumsted	1990-94
6.	.502 (351-699)	Diana Dalhauser	1982-86
7.	.500 (295-590)	Amy Okonkwo	2016-18
8.	.488 (256-525)	Liz Zeller	1989-92
9.	.481(322-669)	Kati Safaritova	2000-02
10.	.479 (477-995)	Amy Okonkwo	2016-19
	.479 (545-1,137)	Janice Dziuk	1986-90

3-POINT FIELD GOALS MADE

	3PM	PLAYER	YEARS
1.	316	Zahna Medley	2012-16
2.	296	Jill Sutton	1997-01
3.	232	Ashley Davis	2003-07
4.	217	Emily Carter	2007-11
5.	197	Natalie Ventress	2012-15
6.	189	Kianna Ray	2016-20
7.	166	Helena Sverrisdottir	2007-11
8.	161	Amy (Sutton) Porter	1997-01
9.	151	AJ Alix	2014-17
10.	136	Tricia Payne	1998-03

3-POINT FIELD GOALS ATTEMPTED

	3PA	PLAYER	YEARS
1.	879	Zahna Medley	2012-16
2.	744	Jill Sutton	1997-01
3.	637	Ashley Davis	2003-07
4.	578	Natalie Ventress	2012-15
	578	Emily Carter	2007-11
6.	547	Kianna Ray	2016-20
7.	474	Helena Sverrisdottir	2007-11
8.	443	Amy (Sutton) Porter	1997-01
9.	393	Adrienne Ross	2003-08
10.	384	AJ Alix	2014-17

3-POINT FIELD GOAL PCT. (Minimum 60 made)

	PCT. (M-A)	PLAYER	YEARS
1.	.414 (70-169)	Emma Wilson	1997-98
2.	.413 (67-162)	Kati Safaritova	2000-02
3.	.397 (296-744)	Jill Sutton	1997-01
4.	.395 (68-172)	Jaycee Bradley	2019-20
5.	.393 (151-384)	AJ Alix	2014-17
6.	.382 (104-272)	Amber Ramirez	2016-18
7.	.378 (115-304)	TK LaFleur	2008-10
8.	.375 (217-578)	Emily Carter	2007-11
9.	.368 (109-296)	Amy Okonkwo	2016-19
10.	.367 (126-343)	Toree Thompson	2015-18

FREE THROWS MADE

	FTM	PLAYER	YEARS
1.	484	Lauren Heard	2017-Present
2.	482	Sandora Irvin	2001-05
3.	469	Helena Sverrisdottir	2007-11
4.	398	Emily Carter	2007-11
5.	393	Zahna Medley	2012-16
6.	357	Janice Dziuk	1986-90
7.	341	Adrienne Ross	2003-08
8.	332	Jordan Moore	2015-19
9.	322	Tricia Payne	1998-03
10.	321	Tiffany Evans	2000-04

FREE THROWS ATTEMPTED

	FTA	PLAYER	YEARS
1.	705	Sandora Irvin	2001-05
2.	672	Lauren Heard	2017-Present
3.	599	Helena Sverrisdottir	2007-11
4.	524	Jordan Moore	2015-19
5.	511	Janice Dziuk	1986-90
6.	476	Zahna Medley	2012-16
7.	467	Adrienne Ross	2003-07
8.	466	Emily Carter	2007-11
9.	439	Tiffany Evans	2000-04
10.	388	Tricia Payne	1998-03

FREE THROW PCT. (Minimum 90 made)

	PCT. (M-A)	PLAYER	YEARS
1.	.854 (398-466)	Emily Carter	2007-11
2.	.850 (261-307)	Amy Okonkwo	2016-183
3.	.830 (322-388)	Tricia Payne	1998-03
4.	.826 (393-476)	Zahna Medley	2012-16
5.	.820 (273-333)	Natalie Ventress	2012-15
6.	.815 (211-259)	Ashley Davis	2003-07
7.	.802 (219-273)	Amy (Sutton) Porter	1997-01
8.	.787 (100-127)	AJ Alix	2014-17
9.	.783 (469-599)	Helena Sverrisdottir	2007-11
10.	.765 (93-121)	Micah Garoutte	2007-11
	.765 (124-162)	Carol Glover	1984-88

REBOUNDS

	REB	PLAYER	YEARS
1.	1,370	Sandora Irvin	2001-05
2.	892	Jordan Moore	2015-19
3.	826	Helena Sverrisdottir	2007-11
4.	817	Lorie Butler-Rayford	2004-08
5.	778	Janice Dziuk	1986-90
6.	742	Latricia Lovings	2010-14
7.	718	Vernell Armstrong	1977-80
8.	676	Tiffany Evans	2000-04
9.	637	Stacy (Price) Francis	1994-98
10.	634	Lauren Heard	2017-Present

REBOUNDING AVG. (Minimum 50 games played)

	AVG.	PLAYER (GAMES)	YEARS
1.	10.78	Sandora Irvin (127)	2001-05
2.	9.24	Starr Crawford (58)	2009-11
3.	9.08	Vernell Armstrong (79)	1977-80
4.	7.77	Janice Thomas (63)	1999-01
5.	7.33	Janice Dziuk (106)	1986-90
6.	6.98	Liz Zeller (62)	1989-92
7.	6.70	Jordan Moore (133)	2015-19
8.	6.69	Lorie Butler-Rayford (122)	2004-08
9.	6.57	Valerie Barnett (54)	1986-88
10.	6.54	Jennifer Hickman (53)	1995-97

ASSISTS

	AST	PLAYER	YEARS
1.	546	Helena Sverrisdottir	2007-11
2.	510	Zahna Medley	2012-16
3.	461	Natasha Lacy	2003-06
4.	445	Jill Sutton	1997-01
5.	412	Lauren Heard	2017-Present
6.	403	Cinda Baer	1978-82
7.	401	Kianna Ray	2016-20
8.	387	Adrienne Ross	2003-08
9.	348	Moneka Knight	2004-08
10.	304	Amy (Sutton) Porter	1997-01
	304	Leah Garcia	1994-98

ASSIST AVERAGE (Minimum 50 games played)

	AVG.	PLAYER (GAMES)	YEARS
1.	4.95	Natasha Lacy (93)	2003-06
2.	4.20	Helena Sverrisdottir (130)	2007-11
3.	4.02	Zahna Medley (127)	2012-16
4.	3.73	Jill Sutton (119)	1997-01
5.	3.43	Teresia Hudson (54)	1986-88
6.	3.29	Lauren Heard (125)	2017-Present
7.	3.23	Kianna Ray (124)	2016-20
8.	3.19	AJ Alix (88)	2014-17
9.	2.92	Ashanti Nix (64)	2000-02
	2.92	Leah Garcia (104)	1994-98
11.	2.87	Adrienne Ross (135)	2003-08

STEALS

	STL	PLAYER	YEARS
1.	339	Adrienne Ross	2003-08
2.	284	Rachel Hesse	1989-93
3.	237	Chelsea Prince	2012-15
4.	227	Helena Sverrisdottir	2007-11
	227	Natasha Lacy	2003-06
6.	226	Lauren Heard	2017-Present
7.	224	Sandora Irvin	2001-05
8.	210	Lynn Davis	1978-81
9.	205	Kianna Ray	2016-20
10.	195	Andrea Boris	1989-93

BLOCKED SHOTS

	BLK	PLAYER	YEARS
1.	480*	Sandora Irvin	2001-05
2.	321	Latricia Lovings	2010-14
3.	243	Jordan Moore	2015-19
4.	157	Tiffany Evans	2000-04
5.	133	Kianna Ray	2016-20
6.	84	Vernell Armstrong	1977-80
7.	79	Cheryl Senechal	1981-82
8.	78	Adeola Akomolafe	2015-20
9.	71	Klara Bradshaw	2014-15
10.	66	Kati Safaritova	2000-02

* - NCAA record in 2005, currently 4th

GAMES PLAYED

	GP	PLAYER	YEARS
1.	135	Adeola Akomolafe	2015-20
	135	Adrienne Ross	2003-08
3.	133	Jordan Moore	2015-19
4.	130	Helena Sverrisdottir	2007-11
	130	Moneka Knight	2004-08
	130	Ebony Shaw	2000-04
7.	128	Emily Carter	2007-11
8.	127	Zahna Medley	2012-16
	127	Rachel Rentschler	2007-11
	127	Sandora Irvin	2001-05

GAMES STARTED

	GS	PLAYER	YEARS
1.	127	Helena Sverrisdottir	2007-11
2.	125	Zahna Medley	2012-16
3.	118	Sandora Irvin	2001-05
4.	116	Jill Sutton	1997-01
5.	114	Natalie Ventress	2012-15
6.	110	Jordan Moore	2018-19
	110	Adrienne Ross	2003-08
8.	109	Kianna Ray	2016-20
9.	101	Stacy (Price) Francis	1994-98
10.	94	Lauren Heard	2017-Present

TAIAW DIVISION II CAREER RECORDS ONLY**POINTS**

	PTS	PLAYER	YEARS
1.	1,683	Lynn Davis	1978-81
2.	1,102	Vernell Armstrong	1977-80
3.	905	Cinda Baer	1978-82
4.	679	Fran McKnight	1980-82
5.	590	Susan Mileur	1979-82

SCORING AVERAGE (30 GAMES)

	AVG.	PLAYER (GAMES)	YEARS
1.	17.9	Lynn Davis (94)	1978-81
2.	14.1	Cheryl Senechal (30)	1981-82
3.	13.9	Vernell Armstrong (79)	1977-80
4.	13.4	Eileen Watson (40)	1978-81
5.	10.7	Sharon Reaves (50)	1977-79

REBOUNDS

	REB	PLAYER	YEARS
1.	718	Vernell Armstrong	1977-80
2.	554	Lynn Davis	1978-81
3.	462	Susan Mileur	1979-82
4.	351	Cinda Baer	1978-82
5.	345	Eileen Watson	1978-81

REBOUNDING AVERAGE

	AVG.	PLAYER (GAMES)	YEARS
1.	9.1	Vernell Armstrong (79)	1977-80
2.	8.6	Eileen Watson (40)	1978-81
3.	7.2	Cheryl Senechal (30)	1981-82
4.	5.9	Lynn Davis (94)	1978-81
5.	5.2	Vickie Seal (37)	1980-81

ASSISTS

	AST	PLAYER	YEARS
1.	403	Cinda Baer	1978-82
2.	241	Lynn Davis	1978-81
3.	196	Teri Bullock	1978-81
4.	102	Sharon Reaves	1977-79
5.	79	Fran Edwards	1980-82

BLOCKED SHOTS

	BLK	PLAYER	YEARS
1.	84	Vernell Armstrong	1977-80
2.	79	Cheryl Senechal	1981-82
3.	33	Sharon Reaves	1977-79
4.	24	Susan Mileur	1979-82
5.	15	Lynn Davis	1978-81

STEALS

	STL	PLAYER	YEARS
1.	210	Lynn Davis	1978-81
2.	173	Cinda Baer	1979-82
3.	155	Teri Bullock	1978-81
4.	84	Sharon Reaves	1977-79
5.	73	Fran McKnight	1980-82

POINTS SCORED

	NO.	OPPONENT	DATE
1.	126	Howard Payne	11/29/1996
2.	125	East Carolina	2/13/2004
	125	SMU	1/25/1997
4.	121	UTRGV	11/28/1987
5.	117	Sam Houston State	1/16/2001
6.	112	Southeastern Louisiana	12/10/2017
7.	109	Houston Baptist	11/15/2009
8.	106	North Carolina A&T	12/30/2006
9.	105	Utah	2/10/2010
	105	McMurry	11/22/1996

FEWEST POINTS SCORED

	NO.	OPPONENT	DATE
1.	31	Texas Tech	2/25/1985
2.	32	Auburn	11/26/1994
3.	33	Texas	1/13/1996
4.	35	Baylor	1/2/2013
5.	36	Texas Tech	3/6/1995
6.	37	Texas Tech	1/4/2015
	37	Texas State	12/6/1994
8.	38	Wyoming	1/5/1992
	38	LSU	11/29/1990
	38	SMU	11/17/2011

FEWEST POINTS ALLOWED

	NO.	OPPONENT	DATE
1.	16	Texas Southern	12/30/2002
2.	23	Prairie View A&M	11/30/2001
3.	30	UTSA	11/14/2011
	30	Houston Baptist	11/15/2009
5.	31	Alcorn State	12/29/2018
	31	Air Force	2/22/2012
6.	33	Grambling State	12/29/2004
7.	34	UAB	1/16/2005
	34	UTRGV	12/10/1988
9.	35	Houston	12/1/2011
	35	Rice	1/19/2001

LARGEST MARGIN OF VICTORY

	MARGIN	OPPONENT	DATE
1.	80 (103-23)	Prairie View A&M	11/30/2001
2.	79 (109-30)	Houston Baptist	11/15/2009
3.	68 (126-58)	Howard Payne	11/29/1996
	68 (121-53)	UTRGV	11/29/1987
5.	67 (117-50)	Sam Houston State	11/16/2001
	67 (105-38)	McMurry	11/22/1996
7.	60 (76-16)	Texas Southern	12/30/2002
8.	58 (96-38)	Houston Baptist	11/12/2010
9.	57 (93-36)	Prairie View A&M	11/15/1998
10.	56 (95-39)	Alcorn State	12/20/16

LARGEST MARGIN OF DEFEAT

	MARGIN	OPPONENT	DATE
1.	66 (107-41)	Texas	2/5/1983
2.	65 (109-44)	Texas	2/8/1995
3.	63 (96-33)	Texas	1/13/1996
4.	61 (105-44)	Texas	2/22/1986
	61 (105-44)	Arkansas	1/11/1983
6.	59 (110-51)	Texas Tech	3/4/1983
7.	57 (107-50)	Texas Tech	3/10/1993
8.	54 (97-43)	Texas Tech	3/4/1995
	54 (101-47)	Texas A&M	1/28/1995
	54 (97-43)	Houston	1/23/1991

MOST COMBINED POINTS

	NO. (*)	OPPONENT	DATE
1.	252 (125-127)	SMU	1/25/1997
2.	244 (125-119)	East Carolina (4OT)	2/13/2004
3.	205 (105-96)	Utah (4OT)	2/10/2010
4.	197 (82-115)	Texas	2/10/1996
5.	196 (90-106)	Kent State	1/1/1993
6.	195 (86-109)	Lamar	3/3/1996
7.	193 (85-108)	Mississippi State	12/31/1992
8.	191 (100-91)	Charlotte	2/15/2004
9.	190 (106-84)	North Carolina A&T	12/30/2006
	190 (91-99)	BYU	1/18/1997

* - TCU score - Opponent score

FEWEST COMBINED POINTS

	NO. (*)	OPPONENT	DATE
1.	79 (41-38)	New Mexico	2/25/2009
2.	85 (38-47)	SMU	11/17/2011
3.	86 (49-37)	Oklahoma State	2/23/2020
4.	89 (37-52)	Texas Tech	1/4/2015
5.	92 (61-31)	Air Force	2/22/2012
	92 (76-16)	Texas Southern	12/30/2002
7.	93 (58-35)	Rice	1/19/2001
8.	94 (56-38)	UNLV	1/29/2008
9.	95 (42-53)	Texas Tech	1/27/2013
	95 (48-47)	Fordham	11/26/2011
	95 (65-30)	UTSA	11/14/2011

* - TCU score - Opponent score

MOST 1ST HALF POINTS SCORED

	NO.	OPPONENT	DATE
1.	67	Howard Payne	11/29/1996
2.	62	UTRGV	11/29/1987
3.	60	Houston Baptist	11/15/2009
4.	56	Sam Houston State	12/19/2010
	56	Sam Houston State	11/16/2001
	56	McMurry	11/22/1996
7.	55	SMU	11/18/2015
8.	54	Houston Baptist	11/14/2014
	54	Grambling State	11/18/2013
	54	Sam Houston State	11/22/2004

FEWEST 1ST HALF POINTS SCORED

	NO.	OPPONENT	DATE
1.	8	SMU	2/15/1992
2.	11	Baylor	1/12/2018
	11	Baylor	1/2/2013
	11	Rice	1/21/1995
5.	13	Texas Tech	1/4/2015
	13	Texas A&M	12/8/2012
	13	SMU	1/15/1992
8.	14	Kansas State	1/16/2016
	14	Arkansas	2/16/1991
	14	Texas Tech	2/25/1985

MOST 1ST HALF POINTS ALLOWED

	NO.	OPPONENT	DATE
1.	62	Oklahoma	1/3/1992
2.	61	Texas	2/5/1983
3.	58	Colorado	12/7/1993
	58	Texas Tech	1/30/1993
5.	57	Texas	1/22/1986
6.	56	SMU	2/20/1997
	56	Texas	2/10/1996
8.	55	Texas Tech	2/2/1994
	55	Texas Tech	2/5/1992
	55	Texas	2/17/1987
	55	Texas	2/1/1984

FEWEST 1ST HALF POINTS ALLOWED

	NO.	OPPONENT	DATE
1.	5	Texas Southern	12/30/2002
2.	7	Prairie View A&M	11/30/2001
3.	8	UAB	1/16/2005
4.	10	UTRGV	12/10/1988
5.	11	Prairie View A&M	11/15/1998
6.	11	UT Arlington	12/8/2010
7.	12	New Orleans	11/15/2015
	12	Houston Baptist	11/12/2010
	12	Michigan State	3/23/2003
	12	McMurry	11/22/1996

MOST COMBINED 1ST HALF POINTS

	NO. (*)	OPPONENT	DATE
1.	104 (51-53)	Charlotte	2/15/2004
2.	101 (67-34)	Howard Payne	11/29/1996
3.	100 (52-48)	East Carolina	2/13/2004
	100 (44-56)	SMU	2/20/1997
5.	98 (36-62)	Oklahoma	1/3/1992
6.	95 (50-45)	SE Louisiana	12/10/2017
	95 (39-56)	Texas	2/10/1996
	95 (45-50)	SMU	1/19/1985
8.	94 (42-52)	Houston	2/9/1994
9.	92 (40-52)	Houston	1/17/1996
	92 (41-51)	Houston	3/1/1986
	92 (37-55)	Texas	3/4/1984

* - TCU score - Opponent score

**FEWEST COMBINED 1ST HALF POINTS**

	NO. (*)	OPPONENT	DATE
1.	29 (17-12)	Michigan State	3/23/2003
2.	33 (20-13)	Iowa State	1/7/2015
3.	37 (18-19)	Kansas	2/29/2016
	37 (22-15)	New Mexico	2/25/2009
	37 (24-13)	Marquette	2/20/2004
	37 (20-17)	East Carolina	3/6/2003
7.	38 (24-14)	Oral Roberts	12/22/2020
	38 (17-21)	Kansas	1/8/2014
	38 (18-20)	San Diego State	2/4/2012
10.	39 (26-13)	UTSA	11/14/2011
	39 (14-25)	Texas Tech	2/25/1985

* - TCU score - Opponent score

LARGEST HALFTIME LEAD

	MARGIN	OPPONENT	DATE
1.	47 (60-13)	Houston Baptist	11/15/2009
2.	44 (56-12)	McMurry	11/22/1996
3.	43 (56-13)	Sam Houston State	11/16/2001
	43 (62-19)	UTRGV	11/29/1987
5.	42 (49-7)	Prairie View A&M	11/30/2001
6.	41 (52-11)	Prairie View A&M	11/15/1998
7.	38 (46-8)	UAB	1/16/2005
	38 (54-16)	Sam Houston State	11/22/2004
9.	37 (49-12)	Houston Baptist	11/12/2010
10.	34 (45-11)	UT Arlington	12/8/2010
	34 (47-13)	UT Arlington	1/4/2008
	34 (39-5)	Texas Southern	12/30/2002

LARGEST HALFTIME DEFICIT

	MARGIN	OPPONENT	DATE
1.	41 (20-61)	Texas	2/5/1983
2.	39 (16-55)	Texas Tech	2/2/1994
3.	37 (20-57)	Texas	1/22/1986
4.	36 (15-51)	Texas	1/13/1996
	36 (11-47)	Rice	1/21/1995
6.	35 (8-43)	SMU	2/15/1992
7.	34 (15-49)	Texas Tech	3/4/1995
8.	33 (18-51)	Oklahoma	2/28/1995
	33 (18-51)	Texas A&M	1/28/1995
10.	32 (16-48)	Texas Tech	3/6/1995
	32 (20-52)	Texas	1/25/1988

MOST 2ND HALF POINTS SCORED

	NO.	OPPONENT	DATE
1.	65	Iowa State	1/7/2015
2.	62	Southeastern Louisiana	12/10/2017
	62	South Alabama	12/31/1999
4.	61	West Virginia	1/24/2016
	61	Sam Houston State	11/16/2002
6.	59	Howard Payne	11/29/1996
	59	UTRGV	11/29/1987
8.	58	California	11/26/2004
9.	57	Alabama	12/1/2017
	57	Grambling State	12/21/2000
	57	Rollins College	2/4/1984

FEWEST 2ND HALF POINTS SCORED

	NO.	OPPONENT	DATE
1.	12	Baylor	1/22/1983
2.	14	Tulsa	2/27/1999
3.	16	Baylor	3/4/2018
	16	Texas State	12/6/1994
	16	Auburn	11/26/1994
	16	Texas	1/18/1992
7.	17	Texas	3/9/2018
	17	LSU	11/29/1990
	17	Texas Tech	2/25/1985

MOST 2ND HALF POINTS ALLOWED

	NO.	OPPONENT	DATE
1.	65	San Jose State	2/7/1998
	65	Mississippi State	12/31/1992
3.	64	Lamar	3/3/1996
	64	Texas Tech	3/4/1983
5.	63	Texas	2/24/1989
	63	Arkansas	2/4/1986
7.	62	Texas	3/6/1996
	62	Baylor	1/20/1996
	62	Texas	2/8/1995
	62	Texas Tech	2/27/1993
	62	Texas	2/1/1984

FEWEST 2ND HALF POINTS ALLOWED

	NO.	OPPONENT	DATE
1.	10	Alcorn State	12/29/2018
	11	Grambling State	12/29/2004
	11	Texas Southern	12/30/2002
4.	12	Utah	3/12/2011
5.	15	Sam Houston State	11/15/2016
	15	Colorado State	1/7/2009
7.	16	Kansas State	3/3/2014
	16	Prairie View A&M	11/30/2001
9.	17	11 times	last, 2017-18

MOST COMBINED 2ND HALF POINTS

	NO. (*)	OPPONENT	DATE
1.	117 (52-65)	San Jose State	2/7/1998
	117 (53-64)	Lamar	3/3/1996
3.	116 (51-65)	Mississippi State	12/31/1992
4.	110 (48-62)	Texas	3/6/1996
5.	109 (47-62)	Texas Tech	2/27/1993
	109 (56-53)	Kent State	1/1/1993
7.	108 (61-47)	West Virginia	1/24/2016
	108 (58-50)	California	11/26/2004
	108 (50-58)	Texas A&M	1/30/1996
	108 (57-51)	Rollins College	2/4/1984

* - TCU score - Opponent score

FEWEST COMBINED 2ND HALF POINTS

	NO. (*)	OPPONENT	DATE
1.	34 (14-20)	Oklahoma State	1/29/2014
2.	37 (20-17)	Southwestern	12/3/1982
3.	41 (25-16)	Kansas State	3/3/2014
4.	42 (19-23)	New Mexico	2/25/2009
	42 (12-30)	Baylor	1/22/1983
	42 (20-22)	Southwestern	12/3/1982
7.	43 (29-24)	Cornell	11/10/2019
	43 (17-26)	Texas Tech	1/27/2013
	43 (26-17)	Rice	1/19/2001
10.	44 (32-12)	Utah	3/12/2011
	44 (24-20)	San Diego State	1/5/2011

* - TCU score - Opponent score

LARGEST 2ND HALF SCORING MARGIN

	MARGIN	OPPONENT	DATE
1.	55 (62-17)	SE Louisiana	12/10/2017
2.	45 (55-10)	Alcorn State	12/29/2018
3.	38 (53-15)	Sam Houston State	11/16/2016
	38 (54-16)	Prairie View A&M	11/30/2001
5.	36 (57-21)	Grambling State	12/21/2000
6.	35 (62-27)	South Alabama	12/31/1999
	35 (59-24)	Howard Payne	11/29/1996
8.	34 (51-17)	East Carolina	1/24/2003
	34 (51-17)	UT Arlington	12/2/2000
	34 (53-19)	Tulsa	11/24/1984

LARGEST 2ND HALF SCORING DEFICIT

	MARGIN	OPPONENT	DATE
1.	46 (18-64)	Texas Tech	3/4/1983
2.	36 (26-62)	Texas	2/8/1995
3.	35 (22-57)	Grambling State	1/30/1995
4.	34 (27-61)	Arkansas	2/1/1995
5.	33 (18-51)	Rice	1/24/1996
	33 (29-62)	Baylor	1/20/1996
	33 (17-50)	LSU	11/29/1990
8.	32 (26-58)	Texas	3/4/1984
	32 (19-51)	Arkansas	1/11/1983
10.	31 (22-53)	Texas	2/22/1986
	31 (21-52)	Texas A&M	1/11/1986
	31 (27-58)	Arkansas	1/4/1986
	31 (31-62)	Texas	2/1/1984

LARGEST HALFTIME DEFICIT IN A WIN

	MARGIN	OPPONENT	DATE
1.	23 (21-44)	Iowa State	1/7/2015
2.	16 (24-40)	Saint Louis	1/9/2004
3.	14 (18-32)	Nicholls State	12/6/1997
4.	13 (31-44)	Troy	11/28/1997
	13 (26-39)	Idaho	12/6/1991
	13 (21-34)	Georgia State	12/8/1984
7.	11 (29-41)	West Virginia	1/13/2018
	11 (38-27)	Iowa State	1/15/2016
	11 (27-38)	Incarnate Word	12/2/1997
	11 (30-41)	UTEP	3/1/1999

LARGEST HALFTIME LEAD IN A LOSS

	MARGIN	OPPONENT	DATE
1.	22 (49-27)	Kansas	2/13/2013
2.	18 (35-17)	Tulsa	2/27/1999
3.	17 (51-34)	SMU	1/20/1993
4.	15 (31-16)	Louisville	1/21/2005
	15 (44-29)	SMU	1/25/1997
6.	12 (46-34)	Fresno State	12/4/2008
7.	11 (31-20)	Air Force	1/29/2011
	11 (47-36)	Texas A&M	2/7/1987
9.	10 (36-26)	Baylor	1/7/1989
10.	9 (35-26)	Utah	2/4/2009
	9 (43-34)	Houston	2/27/2004

FIELD GOALS MADE

	NO.	OPPONENT	DATE
1.	57	UTGRV	11/29/1987
2.	46	Howard Payne	11/29/1996
3.	44	East Carolina	2/13/2004
4.	41	Sam Houston State	11/16/2001
	41	McMurry	11/22/1996
	41	Howard Payne	12/6/1986
7.	40	North Carolina A&T	12/30/2006
8.	39	Southeastern Louisiana	12/10/2017
	39	Saint Mary's (Texas)	12/12/1997
	39	SMU	1/25/1997
	39	Kent State	1/1/1993

FIELD GOALS ATTEMPTED

	NO.	OPPONENT	DATE
1.	101	East Carolina	2/13/2004
2.	97	UTRGV	1/29/1987
3.	91	Arkansas	1/9/1988
4.	89	Wichita State	12/21/1991
	89	Rollins College	2/4/1984
6.	88	Baylor	2/10/1993
7.	86	Cornell	1/2/2006
	86	Howard Payne	11/29/1996
	86	Rice	1/12/1988
10.	85	SMU	1/25/1997
	85	Texas Woman's	12/2/1982

FIELD GOAL PERCENTAGE

	PCT. (M-A)	OPPONENT	DATE
1.	.673 (35-52)	Alcorn State	12/20/2016
2.	.615 (32-52)	Stephen F. Austin	12/9/2015
3.	.612 (41-67)	McMurry	11/22/1996
4.	.608 (31-51)	Lamar	3/15/2018
5.	.607 (34-56)	Sam Houston State	12/19/2010
6.	.604 (29-48)	UTSA	12/5/1996
7.	.603 (35-58)	Texas Tech	1/7/2018
8.	.593 (35-59)	Air Force	11/26/1999
9.	.592 (29-49)	SMU	2/19/1985
10.	.589 (33-56)	North Texas	12/5/1983

LOWEST FIELD GOAL PERCENTAGE

	PCT. (M-A)	OPPONENT	DATE
1.	.182 (12-66)	Rice	1/21/1995
2.	.192 (14-73)	South Dakota State	11/27/2013
3.	.210 (13-62)	Baylor	1/2/2013
4.	.211 (12-57)	Auburn	11/26/1994
5.	.213 (13-61)	Baylor	1/22/1983
6.	.215 (14-65)	Houston	1/23/1991
7.	.224 (11-49)	BYU	1/13/2009
8.	.226 (14-62)	Texas	1/13/1996
9.	.233 (14-60)	Texas State	12/6/1994
10.	.237 (14-59)	Harvard	1/7/2012

LOWEST FG PERCENTAGE ALLOWED

	PCT. (M-A)	OPPONENT	DATE
1.	.103 (6-58)	Texas Southern	12/30/2002
2.	.133 (8-60)	UTSA	11/14/2011
3.	.157 (8-51)	Sam Houston State	11/15/2016
4.	.173 (9-52)	Air Force	2/22/2012
5.	.190 (11-58)	Grambling State	12/29/2004
6.	.191 (9-47)	Houston	12/1/2011
7.	.193 (11-57)	Prairie View A&M	11/30/2001
8.	.196 (11-56)	Incarnate Word	11/11/2016
9.	.200 (12-60)	Colorado State	1/6/2007
10.	.200 (10-50)	New Orleans	11/15/2015

3-POINT FIELD GOALS MADE

	NO.	OPPONENT	DATE
1.	18	Southeastern Louisiana	12/10/2017
2.	17	East Carolina	2/13/2004
3.	15	SMU	11/20/2016
	15	Marquette	1/31/2003
	15	Wichita State	12/5/2000
6.	14	Missouri State	3/17/2018
7.	13	Kansas State	2/10/2021
	13	Oklahoma State	2/20/2016
	13	UNLV	1/23/1999
10.	12	19 Times	last, 3/19/2016

3-POINT FIELD GOALS ATTEMPTED

	NO.	OPPONENT	DATE
1.	39	SE Louisiana	12/10/2017
	39	East Carolina	2/13/2004
2.	37	Tulsa	2/27/1999
	37	Iowa State	11/26/2010
4.	33	at Kansas State	3/1/2021
	33	Kansas State	2/10/2021
	33	at Oklahoma State	1/9/2021
	33	Southern Miss	3/22/2015
	33	Oral Roberts	3/17/2011
9.	32	Kansas	1/17/2021
	32	Oklahoma State	1/4/2017
	32	Kansas	2/13/2013
	32	Baylor	1/2/2013
	32	NC State	11/20/2011
10.	31	Louisville	1/23/2004

3-POINT FIELD GOAL PCT. (Minimum 8 made)

	PCT. (M-A)	OPPONENT	DATE
1.	.818 (9-11)	Texas	1/10/2018
2.	.800 (8-10)	San Diego State	1/9/2008
3.	.750 (12-16)	Colorado State	2/7/2007
4.	.706 (12-17)	Air Force	11/26/1999
5.	.692 (9-13)	Alcorn State	12/20/2016
	.692 (9-13)	San Diego State	1/15/1998
7.	.652 (15-23)	Wichita State	12/5/2000
8.	.632 (12-19)	Kansas State	2/28/2015
	.632 (12-19)	UNLV	2/27/1997
10.	.619 (13-21)	UNLV	1/23/1999

FREE THROWS MADE

	NO.	OPPONENT	DATE
1.	37	UNLV	3/4/2006
	37	Lamar	12/5/1998
3.	36	Grambling State	12/1/1998
	36	SMU	1/25/1997
5.	32	Oklahoma	3/3/2018
	32	UNLV	3/1/2007
	32	Howard Payne	1/29/1996
	32	SMU	11/19/2014
8.	31	Baylor	1/15/1994
	31	Tulane	11/27/1991
	31	Houston	1/16/1988

FREE THROWS ATTEMPTED

	NO.	OPPONENT	DATE
1.	49	Grambling State	12/1/1998
2.	48	Lamar	12/5/1998
3.	47	SMU	1/25/1997
4.	46	Tulane	11/27/1991
5.	45	UNLV	3/4/2006
	45	Sam Houston State	1/16/2001
7.	44	SMU	11/17/2010
	44	Oklahoma	11/25/1995
	44	Houston	1/16/1988
10.	43	Grambling State	12/29/2007
	43	Boise State	12/22/1991
	43	UT Arlington	12/6/1988

FREE THROW PERCENTAGE (Minimum 15 made)

	PCT. (M-A)	OPPONENT	DATE
1.	1.000 (22-22)	Texas State	11/25/2012
2.	.950 (19-20)	West Virginia	1/30/2021
3.	.947 (18-19)	Utah	2/18/2007
	.947 (18-19)	SMU	1/5/1991
5.	.944 (17-18)	West Virginia	2/24/2015
6.	.941 (32-34)	SMU	11/19/2014
	.941 (16-17)	Hawai'i	3/3/1997
8.	.938 (15-16)	New Mexico	1/25/2009
	.938 (15-16)	UT Arlington	11/20/2008
10.	.926 (25-27)	Charlotte	2/15/2004

LOWEST FT PERCENTAGE (Minimum 15 att.)

	PCT. (M-A)	OPPONENT	DATE
1.	.200 (4-20)	Nicholls State	11/14/2019
2.	.267 (4-15)	DePaul	2/13/2005
3.	.313 (5-16)	Duquesne	11/6/2018
4.	.333 (6-18)	UT Arlington	11/29/1983
5.	.346 (9-26)	DePaul	12/21/2006
6.	.381 (8-21)	Fresno State	11/28/2007
7.	.387 (12-31)	North Texas	12/5/1983
8.	.389 (7-18)	West Virginia	12/9/1989
9.	.400 (6-15)	Indiana	3/28/2018
10.	.409 (9-22)	Mississippi State	11/25/2005

LOWEST FT PCT ALLOWED (Minimum 15 att.)

	PCT. (M-A)	OPPONENT	DATE
1.	.263 (5-19)	Alcorn State	12/20/2016
2.	.267 (4-15)	Oklahoma State	11/24/1984
3.	.333 (6-18)	Baylor	1/9/2016
	.333 (5-15)	Incarnate Word	12/2/1997
	.333 (7-21)	Houston	2/1/1992
6.	.348 (8-23)	Prairie View A&M	11/15/1998
	.348 (8-23)	TAMU-Commerce	12/7/1982
8.	.350 (7-20)	Arkansas	1/14/1984
9.	.353 (6-17)	Nicholls State	11/14/2019
10.	.360 (9-25)	Eastern Washington	12/4/1998

REBOUNDS

	NO.	OPPONENT	DATE
1.	66	UTRGV	11/29/1987
	66	TAMU-Commerce	2/9/1983
3.	65	UTRGV	12/30/1985
4.	64	SMU	11/17/2010
5.	63	Southwestern	2/15/1983
6.	62	Texas Southern	12/30/2002
7.	61	Sam Houston State	12/20/1999
	61	Long Island	12/12/1986
9.	60	USF	2/2/2004
	60	Sam Houston State	11/16/2001
	60	SMU	1/25/1997
	60	Howard Payne	11/29/1996

ASSISTS

	NO.	OPPONENT	DATE
1.	33	Sam Houston State	12/19/2000
2.	32	SE Louisiana	12/10/2017
3.	29	Oklahoma	3/4/2020
	29	SMU	1/25/1997
5.	28	Mississippi Valley State	11/11/2018
	28	Grambling State	12/21/2000
	28	Saint Mary's (Texas)	2/12/1997
	28	McMurry	11/22/1996
9.	27	Texas Tech	1/7/2018
	27	Texas Southern	11/23/2009
	27	Howard Payne	12/6/1986

STEALS

	NO.	OPPONENT	DATE
1.	24	Southern Miss	1/7/2005
	24	McMurry	11/22/1996
3.	23	UTRGV	11/29/1986
4.	21	Incarnate Word	11/25/2020
	21	Houston	1/13/2002
	21	UT Arlington	12/2/2000
	21	Saint Mary's (Texas)	2/12/1997
	21	Howard Payne	11/29/1996
9.	20	Cornell	1/2/2006
	20	Grambling State	2/29/2004
	20	Rice	2/14/1989

BLOCKED SHOTS

	NO.	OPPONENT	DATE
1.	19*	UAB	1/16/2005
2.	16	Texas Southern	12/30/2002
3.	15	UAB	2/3/2002
	15	Prairie View A&M	1/30/2001
5.	14	Stephen F. Austin	12/4/2013
	14	Marquette	1/31/2003
7.	13	Saint Louis	1/9/2004
	13	Cincinnati	1/18/2002
9.	12	Saint Louis	2/7/2005
	12	North Texas	12/31/2003
	12	Pepperdine	12/21/2003
	12	East Carolina	1/24/2003

* - NCAA Record

TURNOVERS

	NO.	OPPONENT	DATE
1.	41	Arkansas	1/11/1983
2.	40	Creighton	11/23/1990
	40	Houston	2/7/1984
	40	Texas Tech	3/4/1983
5.	38	Arkansas	2/1/1995
	38	Houston	2/9/1994
	38	Rice	2/14/1989
8.	37	Grambling State	1/30/1995
	37	TAMU-Commerce	2/9/1983
10.	36	Memphis	2/15/2002
	36	Missouri	12/29/1990
	36	Fresno Pacific	11/23/1985
	36	Texas	3/4/1984

TOTAL WINS

	NO.	YEAR
1.	25	2003-04
	25	2000-01
3.	24	2018-19
	24	2001-02
5.	23	2017-18
	23	2007-08
	23	2004-05
8.	22	2019-20
	22	2010-11
	22	2009-10

WINNING PERCENTAGE

	PCT.	(RECORD)	YEAR
1.	.781	(25-7)	2003-04
2.	.774	(24-7)	2001-02
3.	.759	(22-7)	2019-20
4.	.758	(25-8)	2000-01
5.	.710	(22-9)	2009-10
6.	.704	(19-8)	1978-79
7.	.697	(23-10)	2004-05
8.	.686	(24-11)	2018-19
9.	.667	(22-11)	2010-11
10.	.657	(23-12)	2007-08

CONSECUTIVE WINS

	NO.	YEAR
1.	11	2000-01
2.	8	2018-19
	8	2010-11
	8	1997-98
5.	7	2019-20
	7	2017-18
	7	2009-10
	7	2007-08
	7	2006-07
	7	2002-03
	7	2001-02

CONFERENCE WINS

	NO.	(CONFERENCE)	YEAR
1.	13	(BIG 12)	2019-20
	13	(MWC)	2010-11
	13	(MWC)	2007-08
	13	(WAC)	2000-01
5.	12	(MWC)	2009-10
	12	(MWC)	2008-09
	12	(C-USA)	2001-02
8.	11	(MWC)	2006-07
	11	(MWC)	2005-06
	11	(C-USA)	2003-04

CONFERENCE WINNING PCT.

	PCT.	(RECORD - CONF.)	YEAR
1.	.857	(12-2 - C-USA)	2001-02
2.	.813	(13-3 - MWC)	2010-11
	.813	(13-3 - MWC)	2007-08
	.813	(13-3 - WAC)	2000-01
5.	.786	(11-3 - C-USA)	2003-04
6.	.750	(12-4 - MWC)	2009-10
	.750	(12-4 - MWC)	2008-09
8.	.722	(13-5 - BIG 12)	2019-20
9.	.714	(10-4 - C-USA)	2004-05
10.	.688	(11-5 - MWC)	2006-07
	.688	(11-5 - MWC)	2005-06

CONSECUTIVE CONFERENCE WINS

	NO. (CONFERENCE)	YEAR
1.	11*	(WAC) 2000-01
2.	7	(BIG 12) 2017-18
	7	(MWC) 2007-08
3.	6	(MWC) 2010-11
	6	(MWC) 2008-09
	6	(C-USA) 2003-04
6.	5	(BIG 12) 2018-19
	5*	(MWC) 2008-09

TOTAL HOME WINS

	NO.	YEAR
1.	17	2018-19
2.	15	2014-15
	15	2009-10
	15	2007-08
	15	2006-07
6.	14	2015-16
	14	2010-11
	14	2003-04
	14	2001-02
10.	13	2019-20
	13	2017-18
	13	2013-14
	13	2008-09
	13	2000-01

CONSECUTIVE HOME WINS

	NO.	YEAR
1.	27*	2010-11
2.	19*	2006-07
3.	12*	2015-16
	12	2000-01
5.	11*	2018-19
	11*	2008-09
	11*	1979-80
7.	10*	2016-17
	10*	2003-04
9.	9*	2013-14
	9	2004-05

TOTAL ROAD WINS

	NO.	YEAR
1.	10	2003-04
2.	9	2019-20
3.	8	2000-01
4.	7	2018-19
	7	2017-18
	7	2010-11
	7	2007-08
	7	2001-02
9.	6	2009-10
	6	1981-82

CONSECUTIVE ROAD WINS

	NO.	YEAR
1.	5	2019-20
	5	2007-08
	5	2001-02
	5	2000-01
5.	4	2003-04
	4*	2000-01
7.	3	2017-18
	3	2010-11
	3	2009-10
	3	2003-04
	3	1989-90
	3*	1988-89
	3	1986-87

* - Final season listed on streaks that span multiple seasons

POINTS

	NO.	GAMES	YEAR
1.	2,691	36	2017-18
2.	2,498	32	2003-04
3.	2,490	35	2007-08
4.	2,405	35	2018-19
5.	2,384	33	2015-16
6.	2,362	33	2000-01
7.	2,330	33	2004-05
8.	2,319	32	2006-07
9.	2,300	34	2002-03
10.	2,235	33	2010-11
	2,235	31	2009-10

SCORING AVERAGE

	AVG. (POINTS)	GAMES	YEAR
1.	78.1 (2,498)	32	2003-04
2.	74.8 (2,691)	36	2017-18
3.	74.6 (2,013)	27	1996-97
4.	73.9 (2,069)	28	1998-99
5.	72.7 (1,963)	27	1992-93
6.	72.5 (2,319)	32	2006-07
7.	72.2 (2,384)	33	2015-16
8.	72.1 (2,235)	31	2009-10
9.	71.93 (1,942)	27	1987-88
10.	71.87 (2,156)	30	1999-00

SCORING DEFENSE

	AVG. (OPP. POINTS)	GAMES	YEAR
1.	56.5 (1,694)	30	2011-12
2.	58.58 (1,816)	31	2001-02
3.	58.67 (1,936)	33	2013-14
4.	58.73 (1,938)	33	2010-11
5.	60.1 (2,104)	35	2007-08
6.	60.46 (1,995)	33	2004-05
7.	60.52 (1,876)	31	2009-10
8.	60.91 (2,132)	35	2018-19
9.	61.9 (2,044)	33	2000-01
10.	62.6 (2,129)	34	2002-03

FIELD GOALS MADE

	NO.	GAMES	YEAR
1.	964	36	2017-18
2.	887	35	2007-08
3.	885	32	2003-04
4.	857	35	2018-19
5.	852	33	2015-16
6.	839	33	2000-01
7.	837	32	2006-07
8.	820	33	2004-05
9.	797	31	2000-10
10.	784	30	1999-00

FIELD GOALS ATTEMPTED

	NO.	GAMES	YEAR
1.	2,132	36	2017-18
2.	2,126	35	2007-08
3.	2,078	33	2004-05
4.	2,061	35	2018-19
5.	2,018	33	2000-01
6.	2,000	32	2003-04
7.	1,992	33	2015-16
8.	1,941	31	2009-10
9.	1,939	32	2006-07
10.	1,915	34	2002-03

FIELD GOAL PERCENTAGE

	PCT. (M-A)	GAMES	YEAR
1.	.465 (740-1,593)	27	1985-86
2.	.452 (964-2,132)	36	2017-18
3.	.447 (701-1,567)	27	1996-97
4.	.443 (885-2,000)	32	2003-04
5.	.4335 (730-1,684)	27	1986-87
6.	.4327 (681-1,574)	25	1988-89
7.	.4284 (784-1,830)	30	1999-00
8.	.4279 (768-1,795)	27	1987-88
9.	.4277 (852-1,992)	33	2015-16
10.	.423 (702-1,660)	27	1984-85

FIELD GOAL PERCENTAGE DEFENSE

	PCT. (M-A)	GAMES	YEAR
1.	.349 (602-1727)	30	2011-12
2.	.350 (602-1,720)	31	2001-02
3.	.352 (686-1,951)	33	2004-05
4.	.355 (714-2,010)	32	2003-04
5.	.358 (694-1936)	33	2010-11
6.	.361 (738-2,047)	34	2002-03
7.	.363 (679-1,869)	33	2013-14
8.	.366 (678-1,850)	31	2009-10
9.	.376 (724-1,928)	31	2008-09
10.	.376 (729-1,939)	33	2000-01

3-POINT FIELD GOALS MADE

	NO.	GAMES	YEAR
1.	253	36	2017-18
2.	249	33	2000-01
3.	240	33	2015-16
4.	227	32	2014-15
5.	223	32	2003-04
6.	221	34	2002-03
7.	220	30	2016-17
8.	218	30	2012-13
9.	214	31	2000-10
10.	209	35	2018-19

3-POINT FIELD GOALS ATTEMPTED

	NO.	GAMES	YEAR
1.	695	30	2012-13
2.	689	35	2018-19
3.	687	36	2017-18
4.	663	32	2014-15
5.	663	33	2000-01
6.	656	32	2003-04
7.	629	34	2002-03
8.	626	35	2007-08
9.	623	30	2016-17
10.	614	33	2015-16

3-POINT FIELD GOAL PERCENTAGE

	PCT. (M-A)	GAMES	YEAR
1.	.409 (27-66)	27	1986-87
2.	.391 (240-614)	33	2015-16
3.	.382 (132-346)	27	1996-97
4.	.376 (249-663)	33	2000-01
5.	.368 (253-687)	36	2017-18
6.	.367 (207-564)	31	2008-09
7.	.364 (189-519)	28	1998-99
8.	.360 (58-161)	25	1988-89
9.	.355 (214-603)	31	2009-10
10.	.354 (172-486)	32	2006-07

3FG PERCENTAGE DEFENSE

	PCT. (M-A)	GAMES	YEAR
1.	.254 (35-138)	27	1987-88
2.	.273 (169-619)	29	2019-20
3.	.276 (143-519)	32	2003-04
4.	.278 (212-763)	31	2008-09
5.	.279 (163-585)	34	2002-03
6.	.285 (163-572)	33	2015-16
7.	.287 (181-631)	31	2009-10
8.	.291 (151-519)	30	2011-12
9.	.293 (211-719)	33	2010-11
10.	.308 (203-660)	30	2012-13

FREE THROWS MADE

	NO.	GAMES	YEAR
1.	539	31	2005-06
2.	523	34	2002-03
3.	516	35	2007-08
4.	515	31	2001-02
5.	512	33	2004-05
6.	510	36	2017-18
7.	505	33	2010-11
8.	505	32	2003-04
9.	486	28	1998-99
10.	482	35	2018-19

FREE THROWS ATTEMPTED

	NO.	GAMES	YEAR
1.	765	31	2005-06
2.	755	35	2007-08
3.	747	32	2003-04
4.	738	35	2018-19
5.	736	31	2001-02
6.	735	34	2002-03
7.	728	33	2004-05
8.	689	32	2006-07
9.	685	36	2017-18
10.	681	28	1998-99

FREE THROW PERCENTAGE

	PCT. (M-A)	GAMES	YEAR
1.	.779 (480-616)	31	2008-09
2.	.763 (442-579)	32	2014-15
3.	.753 (427-567)	31	2009-10
4.	.748 (505-675)	33	2010-11
5.	.745 (510-685)	36	2017-18
6.	.731 (433-592)	30	2016-17
7.	.730 (440-603)	33	2015-16
8.	.726 (389-536)	30	1999-00
9.	.721 (352-488)	27	1985-86
10.	.729 (307-426)	25	2020-21

REBOUNDS

	NO.	GAMES	YEAR
1.	1,467	33	2004-05
2.	1,415	32	2003-04
3.	1,377	33	2000-01
4.	1,360	34	2002-03
5.	1,349	35	2018-19
6.	1,348	35	2007-08
7.	1,313	31	2001-02
8.	1,296	36	2017-18
9.	1,245	33	2010-11
10.	1,224	31	2009-10

REBOUNDING AVERAGE

	AVG. (REBS.)	GAMES	YEAR
1.	44.5 (1,467)	33	2004-05
2.	44.3 (1,107)	25	1993-94
3.	44.2 (1,415)	32	2003-04
4.	44.1 (1,190)	27	1992-93
5.	42.6 (1,192)	28	1982-83
6.	42.4 (1,313)	31	2001-02
7.	41.7 (1,377)	33	2000-01
8.	41.4 (1,117)	27	1987-88
9.	41.3 (1,115)	27	1986-87
10.	40.7 (1,100)	27	1995-96

REBOUNDING DEFENSE

	AVG. (OPP. REBS.)	GAMES	YEAR
1.	36.03 (1,297)	36	2017-18
2.	36.09 (1,263)	35	2018-19
3.	36.10 (1,083)	30	1999-00
4.	36.2 (1,267)	35	2007-08
5.	36.4 (1,127)	31	2001-02
6.	36.8 (1,029)	28	1998-99
7.	37.4 (1,234)	33	2000-01
8.	37.9 (1,213)	32	2006-07
9.	38.0 (1,254)	33	2010-11
10.	38.1 (1,067)	28	1997-98

ASSISTS

	NO.	GAMES	YEAR
1.	593	36	2017-18
2.	540	33	2000-01
3.	536	35	2018-19
4.	531	32	2003-04
5.	510	35	2007-08
6.	505	33	2004-05
7.	494	33	2015-16
8.	476	31	2009-10
9.	470	31	2001-02
	470	30	1999-00

ASSIST AVERAGE

	AVG. (ASSISTS)	GAMES	YEAR
1.	16.6 (531)	32	2003-04
2.	16.47 (593)	36	2017-18
3.	16.36 (540)	33	2000-01
4.	16.2 (454)	28	1998-99
5.	16.15 (436)	27	1992-93
6.	16.11 (435)	27	1996-97
7.	15.7 (470)	30	1999-00
8.	15.4 (476)	31	2009-10
9.	15.31 (536)	35	2018-19
10.	15.30 (505)	33	2004-05

TURNOVERS

	NO.	GAMES	YEAR
1.	370	25	2020-21
2.	425	31	2008-09
3.	428	29	2019-20
4.	460	30	2016-17
5.	472	30	2012-13
6.	474	33	2013-14
7.	486	33	2010-11
8.	489	31	2009-10
9.	493	30	2011-12
	493	28	1998-99

TURNOVERS FORCED

	AVG. (OPP. TO)	GAMES	YEAR
1.	23.7 (663)	28	1983-84
2.	21.9 (592)	27	1992-93
3.	21.39 (599)	28	1982-83
4.	21.37 (684)	32	2006-07
5.	21.31(746)	35	2007-08
6.	21.1 (570)	27	1996-97
7.	20.93 (565)	27	1984-85
8.	20.85 (563)	27	1989-90
9.	20.7 (517)	25	1988-89
10.	20.6 (681)	33	2004-05

BLOCKED SHOTS

	NO.	GAMES	YEAR
1.	224	34	2002-03
2.	216	33	2004-05
3.	202	33	2013-14
4.	201*	31	2001-02
5.	197	32	2003-04
6.	189	35	2018-19
7.	179	30	2011-12
8.	176	36	2017-18
9.	165	33	2015-16
10.	149	30	2016-17

*Led NCAA

BLOCK AVERAGE

	AVG. (BLOCKS)	GAMES	YEAR
1.	6.6 (224)	34	2002-03
2.	6.54 (216)	33	2004-05
3.	6.48 (201)	31	2001-02
4.	6.2 (197)	32	2003-04
5.	6.12 (202)	33	2013-14
6.	6.0 (179)	30	2011-12
7.	5.4 (189)	35	2018-19
8.	5.00 (165)	33	2015-16
9.	4.97 (149)	30	2016-17
10.	4.89 (176)	36	2017-18

STEALS

	NO.	GAMES	YEAR
1.	373	33	2004-05
2.	370	32	2003-04
3.	365	35	2007-08
4.	340	27	1987-88
5.	338	32	2014-15
6.	334	32	2006-07
7.	331	35	2018-19
8.	330	31	2001-02
9.	327	33	2013-14
10.	325	31	2005-06

STEAL AVERAGE

	AVG. (STEALS)	GAMES	YEAR
1.	12.6 (340)	27	1987-88
2.	11.9 (320)	27	1992-93
3.	11.6 (370)	32	2003-04
4.	11.3 (373)	33	2004-05
5.	10.7 (289)	27	1989-90
6.	10.65 (330)	31	2001-02
8.	10.56 (338)	32	2014-15
7.	10.48 (325)	31	2005-06
9.	10.44 (334)	32	2006-07
10.	10.43 (365)	35	2007-08

SINGLE-GAME TEAM RECORDS

CATEGORY	RECORD	OPPONENT	DATE
Points Scored	126	Howard Payne	(11/29/1996)
Fewest Points Allowed	16	Texas Southern	(12/30/2002)
Margin of victory	80 (103-23)	Prairie View A&M	(11/30/2001)
Field Goals	57	UTRGV	(11/29/1987)
Field Goal Attempts	101	East Carolina	(02/13/2004)
Field Goal Percentage	.673 (35-52)	Alcorn State	(12/20/2016)
3-point Field Goals	18	Southeastern Louisiana	(12/10/2017)
3-point FG Attempts	39	East Carolina	(02/13/2004)
		Southeastern Louisiana	(12/10/2017)
3-point FG Percentage (8 made)	.818 (9-11)	Texas	(01/10/2018)
Free Throws	37	UNLV	(03/04/2006)
		Lamar	(12/05/1998)
Free Throw Attempts	49	Grambling State	(12/01/1998)
Free Throw Percentage (15 made)	1.000 (22-22)	Texas State	(11/25/2012)
Rebounds	66	UTRGV	(11/29/1987)
		Texas A&M-Commerce	(02/09/1983)
Assists	33	Sam Houston State	(12/19/2000)
Steals	24	Southern Miss	(01/07/2005)
		McMurry	(11/22/1996)
Blocks	19*	UAB	(01/16/2005)

* - NCAA Record



Moneka Knight collected a team-high six steals in TCU's 81-43 at Southern Miss on Jan. 7, 2005. The Horned Frogs tied a school record with 24 steals in the game.



Amber Ramirez set a single-game school record with 11 three-pointers in TCU's home win over SE Louisiana back on Dec. 10, 2017. TCU drained a school record 18 three-pointers overall in the contest.

POINTS

	PTS	PLAYER	OPPONENT	DATE
1.	43	Emily Carter	SMU	11/17/2010
2.	39	Amy (Sutton) Porter	Air Force	1/21/1999
3.	38	Lauren Heard	West Virginia	2/20/2021
	38	Adrienne Ross	Florida	12/16/2007
5.	36	Amy Okonkwo	Arkansas	3/28/2019
	36	Tricia Payne	Lamar	12/5/1998
7.	35	Lauren Heard	Kansas State	3/1/2021
	35	Zahna Medley	Kansas	2/13/2013
	35	Emma Wilson	SMU	1/25/1997
	35	Emma Wilson	New Mexico State	12/7/1996

FIELD GOALS MADE

	FGM	PLAYER	OPPONENT	DATE
1.	15	Janice Dziuk	Baylor	2/28/1990
2.	14	Jordan Moore	Texas State	11/18/2017
	14	Adrienne Ross	Florida	12/16/2007
	14	Amy Bumsted	Kent State	1/1/1993
	14	Amy Bumsted	Oklahoma	1/3/1992
	14	Janice Dziuk	Rice	2/17/1990
7.	13	Hanna Biernacka	UNLV	1/3/2007
	13	Amy (Sutton) Porter	Air Force	1/21/1999
	13	Amy Bumsted	Texas Tech	3/10/1993
	13	Kathleen Olson	Rice	1/14/1989
	13	Teresia Hudson	UT Arlington	11/30/1987

FIELD GOALS ATTEMPTED

	FGA	PLAYER	OPPONENT	DATE
1.	29	Adrienne Ross	Florida	12/16/2007
2.	27	Lauren Heard	Kansas State	3/1/2021
	27	Carol Hlavaty	Baylor	2/13/1985
4.	26	Tavy Diggs	Baylor	3/12/2021
5.	25	Jackie Jenkins	Texas	3/6/1996
6.	24	Sandora Irvin	Georgia	11/27/2004
	24	Jennifer Hickman	Texas Tech	2/7/1996
	24	Jennifer Hickman	Arkansas	12/21/1995
	24	Rachel Hesse	SMU	2/17/1993
	24	Michelle Henry	Howard	12/2/1988

FIELD GOAL PERCENTAGE (Minimum 6 made)

	PCT. (M-A)	PLAYER	OPPONENT	DATE
1.	1.000 (8-8)	Jordan Moore	West Virginia	2/16/2019
	1.000 (8-8)	Jordan Moore	Montana State	12/8/2018
	1.000 (8-8)	Amy Okonkwo	Grambling	11/22/2016
	1.000 (7-7)	Delisa Gross	San Diego St.	2/5/2011
	1.000 (7-7)	Ashley Davis	Colorado State	2/7/2007
	1.000 (6-6)	H. Sverrisdottir	UNLV	2/9/2011
	1.000 (6-6)	Micah Garoutte	Wyoming	1/21/2009
	1.000 (6-6)	Natasha Lacy	SMU	12/2/2004
	1.000 (6-6)	Janice Dziuk	Baylor	2/7/1989
	1.000 (6-6)	Carol Glover	Fresno Pacific	11/23/1985

3-POINT FIELD GOALS MADE

	NO.	PLAYER	OPPONENT	DATE
1.	11	Amber Ramirez	SE Louisiana	12/10/2017
2.	9	Zahna Medley	SMU	11/28/2012
	9	Amy (Sutton) Porter	Air Force	2/20/1999
4.	8	Jill Sutton	San Jose State	1/8/1998
	8	Emma Wilson	Tulsa	1/2/1997
6.	7	AJ Alix	Eastern Michigan	3/19/2016
	7	Zahna Medley	Sam Houston St.	12/21/2014
	7	Zahna Medley	Kansas	2/13/2013
	7	Emily Carter	Sam Houston St.	12/19/2010
	7	Tricia Payne	Marquette	1/31/2003
	7	Jill Sutton	Rice	1/31/1999
	7	Jill Sutton	Nicholls State	12/6/1997
	7	Emma Wilson	SMU	1/25/1997

3-POINT FIELD GOALS ATTEMPTED

	NO.	PLAYER	OPPONENT	DATE
1.	17	Amber Ramirez	SE Louisiana	12/10/2017
2.	16	Zahna Medley	Baylor	1/2/2013
	16	Emily Carter	Oral Roberts	3/17/2011
4.	15	Jill Sutton	Troy	11/28/1997
	15	Emma Wilson	SMU	1/25/1997
6.	14	Jayce Bradley	Auburn	12/7/2019
	14	Zahna Medley	Kansas	2/13/2013
	14	Kim Ortega	East Carolina	2/13/2004
	14	Jill Sutton	UTEP	3/2/1998
	14	Emma Wilson	Tulsa	1/2/1997
	14	Jackie Jenkins	Grambling	12/27/1995

3-POINT FIELD GOAL PERCENTAGE (Minimum 4 made)

	PCT. (M-A)	PLAYER	OPPONENT	DATE
1.	1.000 (6-6)	Jennifer Hickman	UC Irvine	12/1/1995
	1.000 (6-6)	Ashley Davis	Colorado State	2/7/2007
	1.000 (5-5)	H. Sverrisdottir	UNLV	2/9/2011
	1.000 (5-5)	Ashley Davis	N.C. A&T	12/20/2006
	1.000 (5-5)	Jill Sutton	Rice	2/12/2001
	1.000 (4-4)	Kianna Ray	Kansas State	1/30/2019
	1.000 (4-4)	Dakota Vann	Alabama	12/1/2017
	1.000 (4-4)	Toree Thompson	Idaho	11/25/2017
	1.000 (4-4)	Toree Thompson	Texas A&M	11/21/2015
	1.000 (4-4)	Natalie Ventress	West Virginia	2/24/2015
	1.000 (4-4)	Emily Carter	San Diego St.	1/28/2009
	1.000 (4-4)	Amy Pack	Rutgers	12/14/2003
	1.000 (4-4)	Kati Safaritova	Saint Louis	3/2/2002
	1.000 (4-4)	Jill Sutton	Air Force	11/26/1999
	1.000 (4-4)	Kim Altman	Long Island	12/5/1992
	1.000 (4-4)	Deana Giles	Gonzaga	11/25/1989

FREE THROWS MADE

NO.	PLAYER	OPPONENT	DATE
1.	20 Tricia Payne	Lamar	12/5/1998
2.	16 Emily Carter	SMU	11/17/2010
	16 Tricia Payne	SMU	2/9/2001
4.	14 Lauren Heard	Oklahoma State	1/29/2020
	14 Amy (Sutton) Porter	UTRGV	12/12/1998
	14 Jackie Jenkins	Oklahoma	11/25/1995
7.	13 Lauren Heard	Kansas	3/11/2021
	13 Lauren Heard	Oklahoma	3/4/2021
	13 Sandora Irvin	California	11/26/2004
	13 Liz Zeller	Notre Dame	12/13/1990
	13 Gwen Garner	Baylor	2/18/1984

FREE THROWS ATTEMPTED

NO.	PLAYER	OPPONENT	DATE
1.	23 Tricia Payne	Lamar	12/5/1998
2.	21 Jackie Jenkins	Oklahoma	11/25/1995
3.	19 Sandora Irvin	California	11/26/2004
4.	18 Lauren Heard	Kansas	3/11/2021
	18 Lauren Heard	Oklahoma	3/4/2021
	18 Tricia Payne	SMU	2/9/2001
7.	17 Carol Hlavaty	Baylor	2/13/1985
8.	16 Emily Carter	SMU	11/17/2010
	16 Sandora Irvin	Tennessee	12/19/2004
	16 Misty Meadows	Nicholls State	11/21/1997
	16 Liz Zeller	Notre Dame	12/13/1990

FREE THROW PERCENTAGE (Minimum 10 made)

PCT. (M-A)	PLAYER	OPPONENT	DATE
1. 1.000 (16-16)	Emily Carter	SMU	11/17/2010
1.000 (14-14)	A. (Sutton) Porter	UTRGV	12/12/1998
1.000 (12-12)	Tricia Payne	Grambling	12/1/2000
1.000 (12-12)	Tricia Payne	Wichita State	11/28/1999
1.000 (11-11)	Chelsea Prince	SMU	11/19/2014
1.000 (10-10)	Lauren Heard	Auburn	12/7/2019
1.000 (10-10)	Amy Okonkwo	Kansas	12/31/2017
1.000 (10-10)	Amy Okonkwo	Idaho	11/25/2017
1.000 (10-10)	Zahna Medley	Kansas	2/29/2016
1.000 (10-10)	H. Sverrisdottir	New Mexico	1/25/2009
1.000 (10-10)	Sandora Irvin	Charlotte	3/5/2004
1.000 (10-10)	Tricia Payne	Hawaii	1/5/2001
1.000 (10-10)	Janice Thomas	Ark. Pine Bluff	12/1/1999
1.000 (10-10)	Sharita Hutton	Houston	1/14/1995

REBOUNDS

NO.	PLAYER	OPPONENT	DATE
1.	22 Michelle Bailey	Southwestern	2/15/1983
2.	21 Sandora Irvin	USF	2/2/2004
3.	19 Lorie Butler-Rayford	New Mexico	1/24/2007
	19 Sandora Irvin	Houston	2/27/2004
	19 Sandora Irvin	Cincinnati	3/9/2003
	19 Janice Dziuk	UT Arlington	12/6/1988
7.	18 Sandora Irvin	DePaul	2/13/2005
	18 Sandora Irvin	UAB	1/16/2005
	18 Sandora Irvin	Oklahoma	12/9/2004
	18 Sandora Irvin	Green Bay	12/11/2003
	18 Sandora Irvin	Sam Houston State	11/16/2001
	18 Janice Thomas	Ark. Pine Bluff	12/1/1999
	18 Michelle Henry	North Texas	11/29/1988
	18 Janice Dziuk	Rice	1/27/1987
	18 Michelle Bailey	North Texas	2/20/1984
	18 Star Crawford	UNLV	2/9/2011
	18 Star Crawford	SMU	11/17/2010

ASSISTS

NO.	PLAYER	OPPONENT	DATE
1.	13 Zahna Medley	Oklahoma	1/9/2013
2.	12 Zahna Medley	Kansas	3/5/2013
	12 Emma Wilson	SMU	1/25/1997
	12 Rachel Hesse	Oklahoma	2/24/1993
	12 Julie Hendrickson	SMU	2/19/1985
6.	11 Zahna Medley	Kansas	1/14/2015
	11 Helena Sverrisdottir	TAMU-Corpus Christi	1/2/2010
	11 Natasha Lacy	DePaul	2/13/2005
	11 Natasha Lacy	Charlotte	2/15/2004
	11 Jill Sutton	Arkansas State	1/4/1999
	11 Rachel Hesse	Navy	12/30/1992
	11 April Ham	Idaho	12/6/1991
	11 Jody Elkin	Baylor	2/28/1990



Zahna Medley set the single-game school record with 13 assists against Oklahoma on Jan. 9, 2013. She also ranks tied for second-most assists in a game with 12 against Kansas on March 5, 2013.

STEALS

	NO.	PLAYER	OPPONENT	DATE
1.	11	Lauren Heard	Oklahoma	3/4/2021
2.	10	Adrienne Ross	UNLV	2/3/2007
3.	9	Teresia Hudson	Arkansas	1/9/1988
4.	8	Lauren Heard	West Virginia	2/16/2019
	8	Emma Wilson	McMurry	11/22/1996
	8	Teresia Hudson	Central Florida	12/31/1987
	8	Teresia Hudson	Iowa State	12/30/1986
8.	7	Chelsea Prince	Kansas State	2/11/2015
	7	Chelsea Prince	Texas	2/1/2015
	7	Chelsea Prince	Missouri State	11/29/2014
	7	Helena Sverrisdottir	UNLV	1/8/2011
	7	Chelsea Prince	Texas A&M	12/11/2011
	7	Adrienne Ross	Rice	11/25/2006
	7	Ashanti Nix	Houston	1/13/2002
	7	Emma Wilson	New Mexico State	12/7/1996
	7	Nicole Perdue	Texas Tech	3/9/1994
	7	Rachel Hesse	SMU	1/20/1993
	7	Rachel Hesse	Baylor	1/13/1993
	7	Andrea Boris	Long Island	12/5/1992
	7	Rachel Hesse	Texas A&M	2/9/1991
	7	Janice Dziuk	SMU	2/3/1990
	7	Rachel Hesse	Rice	1/16/1990
	7	Jody Elkin	Oral Roberts	12/19/1988
	7	Julie Hendrickson	SMU	2/19/1985
	7	Julie Hendrickson	Arkansas	1/8/1985

BLOCKED SHOTS

	NO.	PLAYER	OPPONENT	DATE
1.	16*	Sandora Irvin	UAB	1/16/2005
2.	12	Tiffany Evans	UAB	2/3/2002
3.	11	Sandora Irvin	Pepperdine	12/21/2003
4.	10	Latricia Lovings	Stephen F. Austin	12/4/2013
5.	9	Latricia Lovings	Texas Tech	1/27/2013
	9	Sandora Irvin	Saint Louis	2/14/2003
	9	Sandora Irvin	Marquette	1/31/2003
	9	Sandora Irvin	Miami (Ohio)	1/3/2003

* - NCAA single-game record

TURNOVERS

	NO.	PLAYER	OPPONENT	DATE
1.	12	Leah Garcia	Grambling State	1/30/1995
	12	Kayla Courtade	Houston	2/9/1994
	12	Rachel Hesse	Notre Dame	12/13/1990
	12	Michelle Henry	Rice	2/14/1989
	12	Karen Davis	Houston	1/17/1988
	12	Sandy Honc	Houston	2/7/1984
7.	11	Eight Times	-	Last 1996



Emily Carter set the single-game school record with 43 points scored in TCU's 87-73 2OT win over SMU back on Nov. 17, 2010. She was 11-of-18 from the field, 5-of-10 from 3-point range and 16-of-16 from the free throw line.



Adrienne Ross posted a school-record 10 steals in a 75-62 road win at UNLV on Feb. 3, 2007. Ross went on to record a team-best 93 steals in the 2006-07 season.

30 POINTS OR MORE

PTS	PLAYER	OPPONENT	DATE
43	Emily Carter	SMU	11/17/2010
39	Amy Sutton	Air Force	1/21/1999
38	Lauren Heard	West Virginia	2/20/2021
38	Adrienne Ross	Florida	12/16/2007
36	Amy Okonkwo	Arkansas	3/28/2019
36	Tricia Payne	Lamar	12/5/1998
35	Lauren Heard	Kansas State	3/1/2021
35	Zahna Medley	Kansas	2/13/2013
35	Emma Wilson	SMU	1/25/1997
35	Emma Wilson	New Mexico State	12/7/1996
34	Lauren Heard	West Virginia	1/30/2021
34	Jill Sutton	San Jose State	1/8/1998
33	Amber Ramirez	SE Louisiana	12/10/2017
32	Zahna Medley	West Virginia	3/8/2014
32	Sandora Irvin	Oklahoma	12/9/2004
32	Tricia Payne	SMU	2/9/2001
32	Janelle Hunter	Baylor	1/15/1994
32	Rachel Hesse	SMU	2/17/1993
32	Amy Bumsted	Kent State	1/1/1993
32	Amy Bumsted	Oklahoma	1/3/1992
32	Janice Dziuk	Rice	2/17/1990
32	Kathleen Olson	Rice	1/14/1989
31	Lauren Heard	Oklahoma	3/4/2021
31	Amy Okonkwo	Hampton	12/20/2017
31	Zahna Medley	UTRGV	11/28/2015
31	Natasha Lacy	Air Force	2/15/2006
31	Janice Dziuk	Baylor	2/28/1990
30	Emily Carter	Oral Roberts	3/17/2011
30	Lorie Butler-Rayford	Oklahoma State	12/18/2007
30	Emma Wilson	Tulsa	1/2/1997
30	Emma Wilson	Sam Houston State	12/22/1996
30	Teresia Hudson	UT Arlington	11/30/1987

15 REBOUNDS OR MORE

REB	PLAYER	OPPONENT	DATE
22	Michelle Bailey	Southwestern	2/15/1983
21	Sandora Irvin	USF	2/2/2004
19	Lorie Butler-Rayford	New Mexico	1/24/2007
19	Sandora Irvin	Houston	2/27/2004
19	Sandora Irvin	Cincinnati	3/9/2003
19	Janice Dziuk	UT Arlington	12/6/1988
18	Starr Crawford	SMU	11/17/2010
18	Starr Crawford	UNLV	2/9/2011
18	Sandora Irvin	DePaul	2/13/2005
18	Sandora Irvin	UAB	1/16/2005
18	Sandora Irvin	Oklahoma	12/9/2004
18	Sandora Irvin	Green Bay	12/11/2003
18	Sandora Irvin	Sam Houston State	11/16/2001
18	Janice Thomas	Ark. Pine Bluff	12/1/1999
18	Michelle Henry	North Texas	11/29/1988
18	Janice Dziuk	Rice	1/27/1987
18	Michelle Bailey	North Texas	2/20/1984
17	Latricia Lovings	TAMU-Corpus Christi	12/29/2012
17	Starr Crawford	Fresno State	11/18/2009
17	Natasha Lacy	USC	12/4/2005
17	Sandora Irvin	USC	12/21/2004
17	Sandora Irvin	Michigan State	11/28/2004
17	Sandora Irvin	Miami (Fla.)	11/21/2004
17	Sandora Irvin	Tulane	2/6/2004
17	Sandora Irvin	SMU	11/24/2003
17	Tiffany Evans	Santa Clara	1/6/2003
17	Karen Clayton	Tulsa	1/31/1998
17	Janice Dziuk	Rice	2/17/1990
17	Janice Dziuk	Middle Tennessee	12/17/1988
17	Carol Glover	Long Island	12/7/1985
16	Amy Okonkwo	Texas	3/9/2019
16	Jordan Moore	Oklahoma State	2/3/2019
16	Jordan Moore	Kansas	1/22/2017
16	Latricia Lovings	Kansas State	1/5/2013
16	Sandora Irvin	Tennessee	12/19/2004
16	Sandora Irvin	Houston	3/7/2004
16	Sandora Irvin	Charlotte	2/15/2004
16	Sandora Irvin	Miami (Ohio)	1/3/2003
16	Sandora Irvin	Oregon	12/22/2002
16	Janice Thomas	Fresno State	1/20/2000
16	Misty Meadows	Nicholls State	11/21/1997
16	Carol Hlavaty	Baylor	2/13/1985
15	Lauren Heard	Oklahoma State	2/3/2020
15	Starr Crawford	BYU	2/19/2011
15	Lorie Butler-Rayford	Texas Tech	3/26/2008
15	Lorie Butler-Rayford	Oklahoma State	12/18/2007
15	Sandora Irvin	Georgia	11/27/2004
15	Sandora Irvin	Cincinnati	1/25/2004
15	Sandora Irvin	Santa Clara	1/6/2003
15	Sandora Irvin	Southwest Missouri	12/15/2001
15	Jennifer Hickman	Hawaii	3/3/1997
15	Donna Krueger	Texas	2/5/1994
15	Liz Zeller	North Texas	11/24/1990
15	Janice Dziuk	Texas Tech	3/7/1990
15	Valerie Barnett	Rice	1/27/1987
15	Michelle Bailey	SMU	2/25/1984
15	Michelle Bailey	Lamar	2/18/1983
15	Briesha Wynn	UT Arlington	12/8/2010



Lorie Butler-Rayford pulled down 19 rebounds against New Mexico back in 2007. Her 19 boards ranks third-most in a game in school history.

10 ASSISTS OR MORE

AST	PLAYER	OPPONENT	DATE
13	Zahna Medley	Oklahoma	1/9/2013
12	Zahna Medley	Kansas	3/5/2013
12	Emma Wilson	SMU	1/25/1997
12	Rachel Hesse	Oklahoma	2/24/1993
12	Julie Hendrickson	SMU	2/19/1985
11	Zahna Medley	Kansas	1/14/2015
11	Helena Sverrisdottir	Oral Roberts	3/17/2011
11	Helena Sverrisdottir	TAMU-Corpus Christi	1/2/2010
11	Natasha Lacy	DePaul	2/13/2005
11	Natasha Lacy	Charlotte	2/15/2004
11	Jill Sutton	Arkansas State	1/4/1999
11	Rachel Hesse	Navy	12/30/1992
11	April Ham	Idaho	12/6/1991
11	Jody Elkin	Baylor	2/28/1990
10	Kianna Ray	Duquesne	11/6/2018
10	AJ Alix	Kansas State	1/2/2016
10	Zahna Medley	ULM	11/9/2013
10	Helena Sverrisdottir	Houston Baptist	11/15/2010
10	Helena Sverrisdottir	UNLV	2/10/2009
10	Helena Sverrisdottir	Cal	12/7/2008
10	Natasha Lacy	Oklahoma	12/9/2004
10	Natasha Lacy	California	11/26/2004
10	Natasha Lacy	Houston	3/7/2004
10	Natasha Lacy	Charlotte	3/5/2004
10	Jill Sutton	Saint Mary's (Texas)	12/12/1997
10	Andrea Boris	Texas A&M	1/23/1993
10	Julie Hendrickson	Pepperdine	11/16/1984



Helena Sverrisdottir posted 10 assists or more in five games during her career. She tallied 11 assists against both Texas A&M-Corpus Christi (Jan. 2, 2010) and Oral Roberts (March 17, 2011).

30 POINTS / 15 REBOUNDS

Only three TCU players have totaled at least 30 points and 15 rebounds in the same game.

PLAYER	PTS, REBS	OPPONENT	DATE
Lorie Butler-Rayford	30, 15	Oklahoma State	12/18/2007
Sandora Irvin	32, 18	Oklahoma	12/09/2004
Janice Dziuk	32, 17	Rice	02/17/1990

TRIPLE-DOUBLES

In the history of TCU women's basketball, only two Lady Frogs have ever notched a triple-double, doing so three times. Four opposing players have notched the rare achievement.

Irvin's triple-double against UAB is still the only 15-15-15 performance in NCAA Division I history.

PLAYER	STATS	OPPONENT	DATE
Helena Sverrisdottir	16 pts, 11 ast, 10 reb	Oral Roberts	03/17/2011
Helena Sverrisdottir	17 pts, 11 reb, 11 ast	TAMU-CC	01/02/2010
Sandora Irvin	20 pts, 18 reb, 16 blk	UAB	01/16/2005

DOUBLE-DOUBLES

When it comes to double-doubles, no Lady Frog even compares to Sandora Irvin's record 65 in 127 games. During her junior year, she exploded for 23 in 30 games to lead Conference USA and ended the season with 15 consecutive double-double performances. As a senior, Irvin tacked on 20 more to her career total. Jordan Moore (22 in 133 games) and Janice Dziuk (22 in 106 games) are the next closest Frogs.

TCU IN NCAA RECORD BOOK

Sandora Irvin's name is throughout the NCAA record book, including atop the single-game blocks list where her 16-block performance against UAB in 2004-05 still stands as the national record. TCU's 19 blocks as a team in that game is also still an NCAA record.

The Frogs also hold the NCAA record for consecutive made 3-pointers with 11 straight makes from long range against Lamar on March 3, 1996.

Emily Carter made on 60 consecutive free throws across the 2009-10 and 2010-11 seasons, which is tied for third in NCAA Division I history.

TCU's 24-point deficit that it overcame to defeat Iowa State in 2014-15 is the fourth largest deficit overcome in a win in NCAA Division I history. The Frogs trailed 51-27 with 16:21 remaining in the game before coming back to win, 86-84.

PLAYER	CATEGORY	NCAA RANK	NO.
Sandora Irvin	Blocks (Single-game)	1	16
Sandora Irvin	Blocks (Single-season)	14	150
Sandora Irvin	Blocks (Career)	4	480
Sandora Irvin	Rebounds (Career)	25	1,370
Emily Carter	Free Throws (Consecutive made)	T4	60
Team	Blocks (Single-game)	T1	19
Team	3-pointers (Consecutive made)	1	11
Team	Deficit Overcome in Win	5	24

POINTS SCORED (All 500-point scorers included)

NO.	PLAYER	YEAR
1.	657 Sandora Irvin	2004-05
2.	588 Emily Carter	2010-11
3.	564 Zahna Medley	2013-14
4.	554 Jordan Moore	2018-19
5.	553 Adrienne Ross	2006-07
6.	539 Zahna Medley	2015-16
7.	534 Lauren Heard	2019-20
8.	531 Lauren Heard	2020-21
9.	519 Jordan Moore	2017-18
10.	518 Helena Sverrisdottir	2010-11
11.	504 Sandora Irvin	2003-04
12.	501 Janice Dziuk	1989-90

SCORING AVERAGE (Minimum 20 games)

AVG. (PT-G)	PLAYER	YEAR
1.	21.2 (531-25) Lauren Heard	2020-21
2.	20.3 (467-23) Emma Wilson	1996-97
3.	19.9 (657-33) Sandora Irvin	2004-05
4.	18.6 (501-27) Janice Dziuk	1989-90
5.	18.4 (534-29) Lauren Heard	2019-20
6.	17.8 (588-33) Emily Carter	2010-11
7.	17.3 (553-32) Adrienne Ross	2006-07
8.	17.1(564-33) Zahna Medley	2013-14
9.	16.8 (504-30) Sandora Irvin	2003-04
10.	16.3 (539-33) Zahna Medley	2015-16

FIELD GOALS MADE

NO.	PLAYER	YEAR
1.	237 Sandora Irvin	2004-05
2.	214 Jordan Moore	2018-19
3.	204 Adrienne Ross	2006-07
4.	195 Sandora Irvin	2003-04
5.	193 Janice Dziuk	1989-90
6.	191 Jordan Moore	2017-18
7.	186 Amy Okonkwo	2017-18
	186 Zahna Medley	2013-14
9.	182 Amy Okonkwo	2018-19
10.	180 Adrienne Ross	2007-08

FIELD GOALS ATTEMPTED

NO.	PLAYER	YEAR
1.	519 Sandora Irvin	2004-05
2.	487 Zahna Medley	2013-14
3.	465 Adrienne Ross	2006-07
4.	456 Adrienne Ross	2007-08
5.	435 Emily Carter	2010-11
6.	425 Lauren Heard	2019-20
7.	423 Lauren Heard	2020-21
8.	410 TK LaFleur	2008-09
9.	405 Amy Okonkwo	2018-19
10.	392 Leah Garcia	1995-96

FIELD GOAL PERCENTAGE (Minimum 75 made)

PCT. (M-A)	PLAYER	YEAR
1.	.590 (214-363) Jordan Moore	2018-19
2.	.570 (86-151) Kathleen Olson	1985-86
3.	.569 (99-174) Misty Meadows	1998-99
4.	.560 (191-341) Jordan Moore	2017-18
5.	.557 (112-201) Kathleen Olson	1987-88
6.	.555 (161-290) Amy Bumsted	1992-93
7.	.547 (99-181) Donna Drueger	1992-93
8.	.539 (152-282) Janice Dziuk	1988-89
9.	.535 (106-198) Buffy Ferguson	1996-97
10.	.523 (78-149) Kim Walter	1999-00

3-POINT FIELD GOALS MADE

NO.	PLAYER	YEAR
1.	87 Zahna Medley	2015-16
2.	81 Jill Sutton	1997-98
3.	80 Zahna Medley	2013-14
4.	78 Ashley Davis	2006-07
5.	77 Zahna Medley	2012-13
6.	76 Emily Carter	2010-11
	76 Jill Sutton	2000-01
	76 Jill Sutton	1998-99
9.	75 Kianna Ray	2018-19
10.	72 Zahna Medley	2014-15

3-POINT FIELD GOALS ATTEMPTED

NO.	PLAYER	YEAR
1.	241 Zahna Medley	2013-14
	241 Zahna Medley	2012-13
3.	214 Emily Carter	2010-11
4.	209 Kianna Ray	2018-19
	209 Jill Sutton	1997-98
6.	208 Zahna Medley	2015-16
7.	194 Jill Sutton	1998-99
8.	191 Ashley Davis	2005-06
9.	189 Zahna Medley	2014-15
10.	186 Kianna Ray	2019-20

3-POINT FIELD GOAL PCT. (Minimum 30 made)

PCT. (M-A)	PLAYER	YEAR
1.	.439 (76-173) Jill Sutton	2000-01
2.	.431 (66-153) AJ Alix	2015-16
3.	.425 (31-73) Kati Safaritova	2000-01
4.	.422 (78-185) Ashley Davis	2006-07
5.	.418 (87-208) Zahna Medley	2015-16
6.	.415 (61-147) Emily Carter	2009-10
7.	.414 (70-169) Emma Wilson	1996-97
8.	.404 (36-89) Kati Safaritova	2001-02
9.	.400 (32-80) Amy Pack	2003-04
10.	.399 (55-138) Tricia Payne	2002-03

FREE THROWS MADE

NO.	PLAYER	YEAR
1.	171 Lauren Heard	2019-20
2.	159 Lauren Heard	2020-21
	159 Sandora Irvin	2004-05
4.	158 Emily Carter	2010-11
5.	147 Helena Sverrisdottir	2008-09
6.	145 Emma Wilson	1996-97
7.	143 Helena Sverrisdottir	2010-11
8.	126 Jordan Moore	2018-19
	126 Sandora Irvin	2002-03
10.	121 Liz Zeller	1990-91

FREE THROWS ATTEMPTED

NO.	PLAYER	YEAR
1.	227 Lauren Heard	2019-20
2.	219 Lauren Heard	2020-21
3.	217 Sandora Irvin	2004-05
4.	202 Jordan Moore	2018-19
5.	194 Emma Wilson	1996-97
6.	182 Sandora Irvin	2002-03
7.	181 Emily Carter	2010-11
	181 Helena Sverrisdottir	2008-09
9.	179 Helena Sverrisdottir	2010-11
10.	166 Janice Dziuk	1989-90

FREE THROW PCT. (Minimum 50 made)

PCT. (M-A)	PLAYER	YEAR
1.	.884 (114-129) Zahna Medley	2015-16
2.	.881 (119-135) Amy Okonkwo	2017-18
3.	.879 (102-116) Zahna Medley	2014-15
4.	.876 (99-113) Amy (Sutton) Porter	1998-99
5.	.874 (118-135) Emily Carter	2009-10
6.	.873 (158-181) Emily Carter	2010-11
7.	.869 (73-84) Amy Okonkwo	2018-19
8.	.851 (63-74) Ebony Shaw	2001-02
9.	.850 (51-60) Natalie Ventress	2013-14
10.	.846 (110-130) Tricia Payne	2000-01

REBOUNDS

NO.	PLAYER	YEAR
1.	390 Sandora Irvin	2004-05
2.	366 Sandora Irvin	2003-04
3.	320 Sandora Irvin	2002-03
4.	294 Sandora Irvin	2001-02
5.	293 Jordan Moore	2018-19
6.	274 Starr Crawford	2009-10
7.	269 Latricia Lovings	2012-13
8.	267 Lorie Butler-Rayford	2007-08
9.	262 Starr Crawford	2010-11
10.	257 Janice Thomas	2000-01

REBOUNDING AVERAGE

	AVG. (RB-G)	PLAYER	YEAR
1.	12.2 (366-30)	Sandora Irvin	2003-04
2.	11.8 (390-33)	Sandora Irvin	2004-05
3.	9.70 (262-27)	Starr Crawford	2010-11
4.	9.69 (320-33)	Sandora Irvin	2002-03
5.	9.5 (294-31)	Sandora Irvin	2001-02
6.	9.0 (269-30)	Latricia Lovings	2012-13
7.	8.8 (274-31)	Starr Crawford	2009-10
8.	8.7 (234-27)	Janice Dziuk	1989-90
9.	8.60 (215-25)	Michelle Bailey	1982-83
10.	8.57 (197-23)	Michelle Bailey	1983-84

ASSISTS

	NO.	PLAYER	YEAR
1.	184	Natasha Lacy	2004-05
2.	165	Natasha Lacy	2003-04
3.	161	Helena Sverrisdottir	2009-10
4.	149	Helena Sverrisdottir	2008-09
	149	Helena Sverrisdottir	2010-11
6.	142	Kianna Ray	2018-19
7.	139	AJ Alix	2016-17
8.	135	Andrea Boris	1992-93
9.	133	Julie Hendrickson	1984-85
10.	130	Zahna Medley	2012-13

ASSIST AVERAGE (Minimum 20 games)

	AVG. (AS-G)	PLAYER	YEAR
1.	5.8 (184-32)	Natasha Lacy	2004-05
2.	5.19 (397-31)	Helena Sverrisdottir	2009-10
3.	5.16 (165-32)	Natasha Lacy	2003-04
4.	5.0 (135-27)	Andrea Boris	1992-93
5.	4.9 (133-27)	Julie Hendrickson	1984-85
6.	4.84 (121-25)	Lauren Heard	2020-21
7.	4.80 (149-31)	Helena Sverrisdottir	2008-09
8.	4.7 (109-23)	Emma Wilson	1996-97
9.	4.6 (139-30)	AJ Alix	2016-17
10.	4.5 (127-28)	Jill Sutton	1998-99

STEALS

	NO.	PLAYER	YEAR
1.	103	Chelsea Prince	2014-15
2.	95	Rachel Hesse	1992-93
3.	94	Teresia Hudson	1987-88
4.	93	Adrienne Ross	2006-07
5.	90	Natasha Lacy	2004-05
6.	88	Adrienne Ross	2007-08
7.	87	Natasha Lacy	2003-04
8.	83	Teresia Hudson	1986-87
9.	82	Sandora Irvin	2004-05
10.	79	Ashanti Nix	2001-02

BLOCKED SHOTS

	NO.	PLAYER	YEAR
1.	150*	Sandora Irvin	2004-05
2.	128	Sandora Irvin	2002-03
3.	123	Latricia Lovings	2013-14
4.	117	Sandora Irvin	2003-04
5.	109	Latricia Lovings	2012-13
6.	85	Sandora Irvin	2001-02
7.	79	Jordan Moore	2018-19
8.	68	Latricia Lovings	2011-12
9.	65	Jordan Moore	2017-18
10.	58	Jordan Moore	2015-16

* - Led NCAA, 3rd in NCAA history at time, 4th currently

GAMES PLAYED

	NO.	PLAYER	YEAR
1.	36	Adeola Akomolafe	2017-18
	36	Lauren Heard	2017-18
	36	Jordan Moore	2017-18
	36	Amy Okonkwo	2017-18
	36	Amber Ramirez	2017-18
6.	35	Adeola Akomolafe	2018-19
	35	Lauren Heard	2018-19
	35	Jordan Moore	2018-19
	35	Amy Okonkwo	2018-19
	35	Kianna Ray	2018-19
	35	Dakota Vann	2018-19
	35	Jayde Woods	2018-19
	35	Lorie Butler-Rayford	2007-08
	35	Moneka Knight	2007-08
	35	Jenna Lohse	2007-08
	35	Danielle Nunn	2007-08
	35	Adrienne Ross	2007-08
	35	Helena Sverrisdottir	2007-08

GAMES STARTED

	NO.	PLAYER	YEAR
1.	35	Jordan Moore	2018-19
	35	Kianna Ray	2018-19
	35	Jordan Moore	2017-18
4.	34	Lauren Heard	2018-19
	34	Adrienne Ross	2007-08
6.	33	Zahna Medley	2015-16
	33	Zahna Medley	2013-14
	33	Lorie Butler-Rayford	2007-08
	33	Helena Sverrisdottir	2010-11
	33	Helena Sverrisdottir	2007-08
	33	Emily Carter	2010-11
	33	Niki Newton	2004-05
	33	Amy (Sutton) Porter	2000-01
	33	Jill Sutton	2000-01

POINTS

NO.	TEAM	DATE
1.	127 SMU	1/25/1997
2.	119 East Carolina	2/13/2004
3.	115 Texas	2/10/1996
4.	113 Texas	3/4/1984
	113 Texas	2/1/1984
6.	112 Houston	2/9/1994
7.	111 Texas Tech	1/30/1993
8.	110 Texas	2/17/1987
	110 Texas Tech	3/4/1983
10.	109 Texas	3/6/1996
	109 Lamar	3/3/1996
	109 Texas	2/8/1995
	109 Arkansas	2/4/1986

FIELD GOALS MADE

NO.	TEAM	DATE
1.	51 Texas	2/8/1995
2.	48 Texas	2/1/1984
3.	47 Houston	3/1/1986
	47 Texas	2/5/1983
5.	46 Texas	2/22/1986
6.	45 Houston	1/24/1987
	45 Texas	3/4/1984
8.	44 Lamar	3/3/1996
	44 Houston	2/9/1994
	44 North Texas	11/29/1988
	44 Texas	2/17/1987
	44 Arkansas	2/4/1986

FIELD GOALS ATTEMPTED

NO.	TEAM	DATE
1.	93 SMU	1/25/1997
2.	91 Long Island	12/7/1985
3.	89 Kent State	1/1/1993
4.	88 Sam Houston State	2/11/1985
	88 Texas	2/5/1983
6.	87 Lamar	3/3/1996
	87 Oral Roberts	1/8/1994
	87 Oklahoma	1/3/1992
9.	86 Texas	2/8/1995
	86 Grambling State	1/30/1995
	86 Texas A&M	1/28/1995
	86 Houston	3/1/1986

FIELD GOAL PERCENTAGE

PCT. (M-A)	TEAM	DATE
.684 (39-57)	Houston	2/7/1984
.667 (40-60)	Texas Tech	2/21/1989
.661 (41-62)	Texas	1/19/1987
.648 (35-54)	Baylor	2/9/2019
.638 (44-69)	Texas	2/17/1987
.635 (33-52)	Kansas State	2/11/2015
.633 (31-49)	Arkansas	2/22/1984
.632 (43-68)	Texas	2/10/1996
.631 (41-65)	Texas Tech	1/30/1993
.630 (46-73)	Texas	2/22/1986

3-POINT FIELD GOALS MADE

NO.	TEAM	DATE
1.	16 South Dakota State	3/22/2009
2.	15 Iowa State	2/13/2021
	15 Iowa State	1/2/2014
	15 Utah	12/11/2004
	15 Charlotte	2/15/2004
6.	14 Iowa State	2/15/2020
	14 New Mexico	2/26/2011

14	Iowa State	11/26/2010
14	Oregon	12/22/2002
14	Colorado State	1/13/1999

3-POINT FIELD GOALS ATTEMPTED

NO.	TEAM	DATE
1.	41 Fresno State	12/4/2008
2.	40 Florida Gulf Coast	11/26/2013
	40 Fresno State	12/4/2010
4.	37 SE Louisiana	12/10/2017
	37 New Mexico	2/26/2011
6.	36 Middle Tennessee	12/13/2020
	36 Iowa State	2/16/2020
	36 Iowa State	1/2/2014
	36 Iowa State	3/2/2013
	36 Kansas State	1/19/2013

3-POINT FIELD GOAL PCT. (Minimum 8 made)

PCT. (M-A)	TEAM	DATE
.818 (9-11)	California	11/26/2004
.769 (10-13)	Colorado	11/28/1995
.714 (15-21)	Utah	12/11/2004
.714 (10-14)	Houston	2/21/1990
.692 (9-13)	Baylor	2/10/1993
.667 (8-12)	Oklahoma State	2/15/2017
.667 (8-12)	Wichita State	11/28/1999
.667 (8-12)	Houston	1/18/1989
.625 (10-16)	SMU	11/28/2012
.619 (13-21)	SMU	3/3/2001

FREE THROWS MADE

NO.	TEAM	DATE
1.	37 Baylor	1/15/1994
2.	36 Rollins College	2/4/1984
	36 Washington State	12/11/1982
4.	34 Texas Tech	2/7/1996
	34 Mississippi State	12/31/1992
	34 Texas Tech	1/21/1987
	34 Charlotte	1/25/2002
8.	33 East Carolina	2/13/2004
	33 Colorado State	12/11/1993
10.	32 SMU	1/25/1997

FREE THROW ATTEMPTED

NO.	TEAM	DATE
1.	53 Rollins College	2/4/1984
2.	52 SMU	1/25/1997
	52 Baylor	1/15/1994
4.	51 Washington State	12/11/1982
5.	47 Mississippi State	12/31/1992
	47 Howard	12/2/1988
7.	46 Texas Tech	2/7/1996
8.	45 Texas Tech	1/21/1987
9.	43 Rice	3/10/1983
10.	42 East Carolina	2/13/2004
	42 Purdue	11/29/2002
	42 Texas Tech	3/9/1994
	42 Arkansas	2/9/1985

FREE THROW PERCENTAGE (Minimum 15 made)

PCT. (M-A)	TEAM	DATE
.962 (25-26)	Iowa State	1/7/2015
.950 (19-20)	Iowa State	2/13/2021
.947 (18-19)	Baylor	2/12/2020
.947 (18-19)	Kansas State	2/17/2018
.947 (18-19)	Santa Clara	1/3/2002
.941 (16-17)	Kansas	2/17/2015
.941 (16-17)	UT Arlington	12/30/2005

8.	.938 (15-16)	Utah	2/4/2009
9.	.933 (28-30)	New Mexico	2/12/2006
10.	.931 (27-29)	Iowa State	1/28/2017

REBOUNDS

NO.	TEAM	DATE
1.	65 Baylor	1/22/1983
2.	64 Kansas State	2/1/2020
	64 SMU	2/19/1998
4.	63 Texas A&M	2/23/1994
5.	62 Rice	1/21/1995
	62 Houston	1/14/1995
	62 Central Florida	11/27/1994
	62 Oral Roberts	1/8/1994
9.	60 SMU	1/25/1997
	60 Texas Tech	2/7/1996
	60 Grambling State	1/30/1995
	60 Texas	2/26/1990
	60 Texas	1/25/1988

ASSISTS

NO.	TEAM	DATE
1.	36 Texas Tech	2/26/1986
2.	35 Texas A&M	1/11/1986
3.	33 Texas	2/8/1995
4.	32 Baylor	2/21/2015
	32 Texas Tech	2/5/1992
6.	30 Baylor	2/9/2019
	30 Colorado	11/28/1995
	30 SMU	2/22/1995
9.	29 Grambling State	1/30/1995
	29 Texas A&M	1/28/1995

STEALS

NO.	TEAM	DATE
1.	30 Texas	2/5/1983
2.	27 Houston	2/23/1991
3.	26 Grambling State	12/27/1995
	26 Texas Tech	3/4/1983
	26 Arkansas	1/11/1983
6.	25 Arkansas	2/1/1995
	25 Oklahoma	1/3/1992
	25 Fresno Pacific	11/23/1985
	25 Houston	2/12/1983
10.	24 Texas Tech	3/6/1995
	24 Creighton	11/23/1990
	24 North Texas	11/29/1988

BLOCKED SHOTS

NO.	TEAM	DATE
1.	13 Baylor	1/11/2017
	13 Butler	12/1/2015
3.	12 Oklahoma State	1/6/2021
	12 San Diego State	1/5/2011
5.	11 Texas	2/3/2018
	11 Oklahoma	1/1/2017
	11 San Diego State	2/16/2010
	11 Wyoming	1/12/2008
9.	10 16 Times	last, 3/12/2021

TURNOVERS

NO.	TEAM	DATE
1.	39 North Texas	11/26/1996
	39 North Texas	12/4/1984
3.	37 Cornell	1/2/2006
	37 Houston	2/7/1984
5.	35 Southern Miss	1/7/2005

POINTS

NO.	PLAYER	TEAM	DATE
1.	Kalee Whipple	Utah	2/10/2010
2.	Lara Webb	Lamar	3/3/1996
3.	Cornelia Gayden	LSU	1/2/1995
4.	Shawna Ford	SMU	1/25/1997
5.	Courtney Willis	East Carolina	2/13/2004
6.	Jana Crosby	Houston	2/21/1990
7.	Chandi Jones	Houston	3/7/2004
	Jessica Dickson	USF	2/2/2004
	Vivian Herron	Oral Roberts	12/19/1988
	Shasta Johnson	SMU	1/19/1985

FIELD GOALS MADE

NO.	PLAYER	TEAM	DATE
1.	Lara Webb	Lamar	3/3/1996
2.	Kalee Whipple	Utah	2/10/2010
	Angie Braziel	Texas Tech	12/9/1998
	Cornelia Gayden	LSU	1/2/1995
	Vivian Herron	Oral Roberts	12/19/1988
	Kathy Schulz	Oklahoma State	11/23/1984
7.	9 Others	--	last, 2/20/2016

FIELD GOALS ATTEMPTED

NO.	PLAYER	TEAM	DATE
1.	Bria Holmes	West Virginia	2/24/2015
2.	Jessica Dickson	USF	2/2/2004
	Cornelia Gayden	LSU	1/2/1995
	Vivian Herron	Oral Roberts	12/19/1988
5.	Shawnte' Goff	UTRGV	11/28/2015
	Simone Young	UTSA	12/5/2012
	Connie Fullick	Sam Houston State	2/11/1985
8.	Pat Luckey	Houston	1/17/1996
	Ramona Black	North Texas	12/8/1987
10.	Bridget Carleton	Iowa State	1/15/2017
	Kalee Whipple	Utah	2/10/2010
	Becky Dube	UTRGV	12/30/1985

FIELD GOAL PERCENTAGE (Minimum 8 made)

PCT. (M-A)	PLAYER	TEAM	DATE
1. 1.000 (8-8)	Krysten Boogaard	Kansas	11/28/2009
	Kim Brungardt	SMU	2/17/1993
	Nell Haskins	Houston	2/7/1984

3-POINT FIELD GOALS MADE

NO.	PLAYER	TEAM	DATE
1.	Jana Crosby	Houston	2/21/1990
2.	Nicole Blaskowsky	Iowa State	1/2/2014
	Simone Young	UTSA	12/5/2012
	Kalee Whipple	Utah	2/10/2010
	Shaye Montgomery	TAMU-Corpus Christi	1/2/2010
	Raimee Beck	Air Force	2/18/2009
	Lana Sitterud	Utah	12/11/2004
	Jana Crosby	Houston	1/18/1989
9.	6	25 others	-- last, 2/24/2021

3-POINT FIELD GOALS ATTEMPTED

NO.	PLAYER	TEAM	DATE
1.	Brynn Williamson	Iowa State	3/2/2013
2.	Simone Young	UTSA	12/5/2012
	Shondra Bush	Houston	2/9/2003
	Cornelia Gayden	LSU	1/2/1995
5.	Nicole Blaskowsky	Iowa State	1/2/2014
	Ashley Spaletta	UTSA	11/14/2011
7.	14	9 Others	-- Last 2016-17

3-POINT FIELD GOAL PERCENTAGE (Minimum 5 made)

PCT. (M-A)	PLAYER	TEAM	DATE
1. 1.000 (6-6)	Shawna Ford	SMU	1/25/1997
	Karen Farst	Texas Tech	2/21/1989
	Kim Smith	Utah	12/11/2004
4. .875 (7-8)	Lana Sitterud	Utah	12/11/2004
5. .857 (6-7)	Madina Ali	West Virginia	11/25/2010
6. .833 (5-6)	Cappie Pondexter	Rutgers	3/21/2006
	Chandi Jones	Houston	3/7/2004
	Julie Lake	Texas Tech	1/10/1996
	Stacy Smith-Elliott	LSU	1/2/1995

FREE THROWS MADE

NO.	PLAYER	TEAM	DATE
1.	Courtney Willis	East Carolina	2/13/2004
2.	Kari Gallup	BYU	1/18/1997
3.	Pennie Goff	Rice	3/10/1983
4.	Traci York	UT Arlington	11/29/1983
5.	Chandi Jones	Houston	2/27/2004
	India Lewis	Arkansas	11/25/2002
	D-Dra Rucker	SMU	2/27/2000
	Amy Burnett	Wyoming	12/9/1993
9.	13	8 Others	last, 2/2/2013

FREE THROWS ATTEMPTED

NO.	PLAYER	TEAM	DATE
1.	Courtney Willis	East Carolina	2/13/2004
	Traci York	UT Arlington	11/29/1983
3.	Pennie Goff	Rice	3/10/1983
4.	Felicia Bluitt	SMU	2/15/1986
5.	Kari Gallup	BYU	1/18/1997
	Stacey Johnson	Houston	1/14/1995
7.	Chandi Jones	Houston	2/27/2004
	Shereka Wright	Purdue	11/29/2002
	S. Smothers-Johnson	SMU	1/19/1985
	Cindy Blocker	Rollins College	2/4/1984
	Mel Bolden	TAMU-Commerce	2/9/1983

FREE THROW PERCENTAGE (10 MADE)

	PCT. (M-A)	PLAYER	TEAM	DATE
1.	1.000 (16-16)	Alesha Causey	Alcorn St.	12/10/1996
	1.000 (14-14)	D-Dra Rucker	SMU	2/27/2000
	1.000 (14-14)	Amy Burnett	Wyoming	12/9/1993
	1.000 (13-13)	Crystal Lee	Hawaii	2/25/2001
	1.000 (12-12)	Carolyn Kieger	Marquette	2/11/2005
	1.000 (12-12)	Christina Quaye	Marquette	2/11/2005
	1.000 (11-11)	Depree Bowden	Florida	12/8/2006
	1.000 (11-11)	Michi Atkins	Texas Tech	2/7/1996
	1.000 (10-10)	Kysre Gondrezick	West Virginia	1/30/3031
	1.000 (10-10)	Ashley Joens	Iowa State	12/2/2020
	1.000 (10-10)	Kalani Brown	Baylor	2/9/2019
	1.000 (10-10)	Recee Caldwell	Texas Tech	3/3/2017
	1.000 (10-10)	Bridget Carleton	Iowa State	1/28/2017)
	1.000 (10-10)	Victoria Crawford	Memphis	2/5/2005
	1.000 (10-10)	Ericka Fields	Missouri	12/29/1990

REBOUNDS

	NO.	PLAYER	TEAM	DATE
1.	22	Peyton Williams	Kansas State	2/1/2020
	22	Charity Savage	Middle Tennessee	12/29/2019
3.	21	Courtney Willis	East Carolina	2/13/2004
	21	Maggie Stinnett	Baylor	1/12/1991
	21	Felicia Bluit	SMU	2/15/1986
6.	20	Charli Collier	Texas	1/20/2021
	20	Angela Jenkins	Georgia State	12/8/1984
8.	19	Seanna Johnson	Iowa State	1/28/2017
	19	Bridget Carleton	Iowa State	2/13/2016
	19	Chelsea Gardner	Kansas	3/8/2013
	19	Maggie Stinnett	Baylor	1/7/1989
	19	Shasta Johnson	SMU	1/19/1985

ASSISTS

	NO.	PLAYER	TEAM	DATE
1.	19	Lisa Branch	Texas A&M	1/23/1993
2.	15	Kamie Ethridge	Texas	2/1/1984
3.	14	Niya Johnson	Baylor	2/10/2016
	14	Pennee Hall	Texas	1/25/1988
5.	13	Niya Johnson	Baylor	2/21/2015
	13	Matee Avajon	Rutgers	3/21/2006
7.	12	Lindsay Allen	Notre Dame	11/26/2016
	12	Angel Goodrich	Kansas	3/5/2013
	12	Morgan Hook	Oklahoma	1/9/2013
	12	Stacy Clinesmith	UCSB	11/17/1999
	12	Lisa Branch	Texas A&M	2/25/1995
	12	Kim LaLonde	Rice	2/18/1995
	12	Sheryl Swoopes	Texas Tech	2/5/1992

STEALS

	NO.	PLAYER	TEAM	DATE
1.	12	Amanda Holley	Arkansas	1/11/1983
2.	9	Nicole Oliver	Houston	1/12/2003
	9	Janee Young	Fresno State	2/5/1998
	9	Sha Hopson	Grambling State	1/30/1995
	9	Sherry Peterson	Idaho	11/24/1989
	9	Valorie Whiteside	Appalachian State	1/2/1988
7.	8	Jasmine James	Georgia	11/11/2011
	8	Sharee Shepherd	SMU	11/20/2007
	8	Kelly Nadeau	Tulane	2/23/2003
	8	Sakellie Daniels	Charlotte	1/26/2003
	8	Alissa Edwards	Oregon	12/22/2002
	8	Tabitha Truesdale	Texas Tech	3/8/1995
	8	Brenda Conaway	Rice	1/19/1994
	8	Brenda Kuehlthau	Idaho	1/8/1993
	8	Bonnie Henson	Baylor	1/7/1989
	8	Douglass	Tulsa	1/1/1987
	8	McReynolds	Fresno Pacific	11/23/1985
	8	Rita Martin	Baylor	1/12/1985

BLOCKED SHOTS

	NO.	PLAYER	TEAM	DATE
1.	10	Natasha Mack	Oklahoma State	1/6/2021
	10	Belle Obert	Butler	12/1/2015
3.	7	Artavia Ford	Prairie View A&M	3/21/2019
	7	Imani McGee-Stafford	Texas	2/2/2013
	7	Chontel Reynolds	Houston	2/9/1994
	7	Delmonica DeHorney	Arkansas	1/9/1988
	7	Monica Lamb	Houston	2/21/1985
	7	Monica Lamb	Houston	1/3/1985
9.	6	16 Others	- -	last, 3/12/2021

TURNOVERS

	NO.	PLAYER	TEAM	DATE
1.	13	Kayleen Fitzsimmons	Cornell	1/2/2006
2.	12	LaTosha Stigler	UT Arlington	12/2/2000
3.	11	Johnette Walker	Radford	11/9/2007
	11	Mariann Murtaugh	Loyola	12/15/1990
	11	Sheila Stowe	North Texas	12/4/1984
	11	Robin Dorsey	Pepperdine	11/16/1984
7.	10	Madisen Smith	West Virginia	2/16/2019
	10	Ericka Bradley	Texas Southern	12/30/2002
	10	Jaclyn Waldrop	Howard Payne	11/29/1996
	10	Antoinette Isaac	Houston	1/12/1994
	10	Suzanne Radday	Iona	1/5/1994
	10	Holly Russ	UTEP	11/23/1991
	10	Lori Thomas	Rice	2/14/1989
	10	Iris Garza	UTRGV	12/10/1988
	10	Linda Wulff	Washington State	11/30/1984

YEAR	GP	FIELD GOALS			3-POINTERS			FREE THROWS			REBOUNDS				PF	AST	TO	BLK	STL	PTS	PPG	PPGA
		FG	FGA	PCT	3FG	3FGA	PCT	FT	FTA	PCT	OFF	DEF	TOT	AVG								
1977-78	23	N/A	--	--	--	--	--	N/A	--	--	--	--	N/A	--	N/A	N/A	N/A	N/A	1440	62.6	72.7	
1978-79	27	779	1752	.445	--	--	--	320	508	.629	--	--	986	36.5	N/A	455	561	100	336	1880	69.6	62.2
1979-80	29	845	1932	.437	--	--	--	382	621	.615	--	--	1303	44.9	544	384	605	52	293	2072	71.4	72.9
1980-81	39	1102	2727	.404	--	--	--	503	773	.651	--	--	1758	45.1	820	373	733	N/A	342	2707	69.4	69.5
1981-82	31	847	2107	.402	--	--	--	398	611	.651	--	--	1341	43.3	663	331	553	115	209	2092	67.5	69.5
1982-83	28	642	1709	.376	--	--	--	361	589	.613	--	--	1192	42.6	679	274	791	100	243	1645	58.8	75.1
1983-84	28	731	1732	.422	--	--	--	338	534	.633	--	--	1037	37.0	644	331	735	41	252	1800	64.3	77.8
1984-85	27	702	1660	.423	--	--	--	266	413	.644	--	--	981	36.3	578	377	618	72	244	1670	61.9	72.9
1985-86	27	740	1593	.465	--	--	--	352	488	.721	--	--	1035	38.3	537	407	663	63	170	1832	67.9	82.7
1986-87	27	730	1684	.433	27	66	.409	399	583	.684	--	--	1115	41.3	611	406	601	53	273	1886	69.9	73.7
1987-88	27	768	1795	.428	38	129	.295	368	574	.641	--	--	1117	41.4	547	366	528	64	340	1942	71.9	72.2
1988-89	25	681	1574	.433	58	161	.360	370	579	.639	--	--	995	39.8	580	339	585	62	256	1790	71.6	77.3
1989-90	27	629	1537	.409	40	125	.320	407	647	.629	--	--	1013	37.5	512	348	625	40	289	1705	63.1	72.7
1990-91	26	550	1473	.373	46	191	.241	352	513	.686	--	--	962	37.0	424	275	639	49	266	1498	57.6	65.1
1991-92	27	616	1686	.365	54	228	.237	322	518	.622	--	--	1067	39.5	551	361	611	85	274	1608	59.6	76.2
1992-93	27	765	1829	.418	88	295	.298	345	540	.639	--	--	1190	44.1	604	436	627	59	320	1963	72.7	78.4
1993-94	25	656	1627	.403	55	212	.259	354	517	.685	--	--	1107	44.3	578	378	593	54	242	1721	68.8	82.7
1994-95	28	576	1704	.338	76	284	.268	293	474	.618	--	--	1060	37.9	547	341	711	22	201	1521	54.3	90.5
1995-96	27	642	1725	.372	126	430	.293	351	552	.636	--	--	1100	40.7	598	334	635	38	209	1761	65.2	87.8
1996-97	27	701	1567	.447	132	346	.382	479	668	.717	--	--	989	36.6	587	435	511	58	275	2013	74.6	69.9
1997-98	28	694	1694	.410	155	450	.344	397	604	.657	--	--	1100	39.3	572	387	530	43	232	1940	69.3	69.8
1998-99	28	697	1662	.419	189	519	.364	486	681	.714	--	--	1118	39.9	579	454	493	47	210	2069	73.9	70.0
1999-00	30	784	1830	.428	199	581	.343	389	536	.726	411	798	1209	40.3	562	470	554	93	255	2156	71.9	65.9
2000-01	33	839	2018	.416	249	663	.376	435	620	.702	480	897	1377	41.7	562	540	569	136	308	2362	71.6	61.9
2001-02	31	760	1823	.417	175	515	.340	515	736	.700	443	870	1313	42.4	605	470	595	201	330	2210	71.3	58.6
2002-03	34	778	1915	.406	221	629	.351	523	735	.712	417	943	1360	40.0	642	442	677	224	301	2300	67.6	62.6
2003-04	32	885	2000	.443	223	656	.340	505	747	.676	444	971	1415	44.2	637	531	659	197	370	2498	78.1	65.0
2004-05	33	820	2078	.395	178	589	.302	512	728	.703	549	918	1467	44.5	598	505	639	216	373	2330	70.6	60.5
2005-06	31	704	1838	.383	150	522	.287	539	765	.705	448	710	1158	37.4	577	419	502	115	325	2097	67.6	66.5
2006-07	32	837	1989	.421	172	486	.354	473	689	.687	437	784	1221	38.2	655	468	511	74	334	2319	72.5	63.5
2007-08	35	887	2126	.417	200	626	.319	516	755	.683	515	833	1348	38.5	628	510	570	74	365	2490	71.1	60.1
2008-09	31	729	1816	.401	207	564	.367	480	616	.779	350	799	1149	37.1	478	420	425	87	251	2145	69.2	64.0
2009-10	31	797	1941	.411	214	603	.355	427	567	.753	423	801	1224	39.5	509	476	489	114	303	2235	72.1	60.5
2010-11	33	763	1856	.411	204	607	.336	505	675	.748	376	869	1245	37.7	506	452	486	135	265	2235	67.7	58.7
2011-12	30	640	1695	.378	168	584	.288	355	512	.693	384	728	1112	37.1	466	377	493	179	284	1803	60.1	56.5
2012-13	30	624	1808	.345	218	695	.314	326	468	.697	404	719	1123	37.4	457	359	472	145	260	1792	59.7	65.8
2013-14	33	725	1847	.393	173	555	.312	462	660	.700	389	809	1198	36.3	531	367	474	202	327	2085	63.2	58.7
2014-15	32	779	1906	.409	227	663	.342	442	579	.763	369	730	1099	34.3	562	439	500	116	338	2227	69.6	69.5
2015-16	33	852	1992	.428	240	614	.391	440	603	.730	372	811	1183	35.8	636	494	526	165	291	2384	72.2	67.8
2016-17	30	738	1801	.410	220	623	.353	433	592	.731	317	786	1103	36.8	645	453	460	149	246	2129	71.0	69.6
2017-18	36	964	2132	.452	253	687	.368	510	685	.745	366	930	1296	36.0	674	593	550	176	269	2691	74.8	70.9
2018-19	35	857	2061	.416	209	689	.303	482	738	.653	462	887	1349	38.5	590	536	531	189	331	2405	68.7	60.9
2019-20	29	727	1828	.398	199	576	.345	417	621	.671	385	751	1136	39.2	561	415	428	104	274	2070	71.4	64.8
2020-21	25	617	1554	.397	158	522	.303	307	426	.721	251	659	910	36.4	475	356	371	79	181	1699	68.0	73.1

 School Records noted in **bold***

* - School Records based on NCAA play after 1982



POINTS

YEAR	PLAYER	PTS	AVG
1977-78	Vernell Armstrong	355	15.4
1978-79	Lynn Davis	438	16.2
1979-80	Lynn Davis	551	19.7
1980-81	Lynn Davis	694	17.8
1981-82	Cheryl Senechal	423	14.1
1982-83	Darla Finch	210	10.0
1983-84	Lorie Campbell	331	11.8
1984-85	Carol Hlavaty	289	10.7
1985-86	Glover, Carol	355	13.1
1986-87	Janice Dziuk	328	12.1
1987-88	Valerie Barnett	345	12.8
1988-89	Olson, Kathleen	360	14.4
1989-90	Janice Dziuk	501	18.6
1990-91	Liz Zeller	306	11.8
1991-92	Andrea Boris	298	11.0
1992-93	Amy Bumsted	389	14.4
1993-94	Donna Krueger	300	12.0
1994-95	Leah Garcia	285	11.0
1995-96	Jennifer Hickman	372	14.3
1996-97	Emma Wilson	467	20.3
1997-98	Jill Sutton	373	13.3
1998-99	Amy Sutton	375	13.4
1999-00	Diamond Jackson	398	13.3
2000-01	Kati Safaritova	404	12.2
2001-02	Kati Safaritova	432	13.9
2002-03	Sandora Irvin	396	12.0
2003-04	Sandora Irvin	504	16.8
2004-05	Sandora Irvin	657	19.9
2005-06	Natasha Lacy	417	14.4
2006-07	Adrienne Ross	553	17.3
2007-08	Adrienne Ross	499	14.3
2008-09	Helena Sverrisdottir	491	15.8
2009-10	Emily Carter	445	14.4
2010-11	Emily Carter	588	17.8
2011-12	Natalie Ventress	402	13.4
2012-13	Zahna Medley	388	12.9
2013-14	Zahna Medley	564	17.1
2014-15	Zahna Medley	484	15.6
2015-16	Zahna Medley	539	16.3
2016-17	AJ Alix	394	13.1
2017-18	Amy Okonkwo	519	14.4
2018-19	Jordan Moore	554	15.8
2019-20	Lauren Heard	534	18.4
2020-21	Lauren Heard	531	21.2

FIELD GOAL PCT. (Minimum 50 made)

YEAR	PLAYER	PCT	FG-FGA
1977-78	Vernell Armstrong	.538	150-279
1978-79	Vernell Armstrong	.555	161-290
1979-80	Vernell Armstrong	.577	128-222
1980-81	Lynn Davis	.443	289-653
1981-82	Cheryl Senechal	.458	170-371
1982-83	Diana Dalhausser	.500	78-156
1983-84	Diana Dalhausser	.520	127-244
1984-85	Carol Hlavaty	.456	128-281
1985-86	Kathleen Olson	.570	86-151
1986-87	Teresia Hudson	.494	121-245
1987-88	Kathleen Olson	.557	112-201
1988-89	Janice Dziuk	.539	152-282
1989-90	Janice Dziuk	.501	193-385
1990-91	Liz Zeller	.473	95-201
1991-92	Amy Bumsted	.488	81-166
1992-93	Amy Bumsted	.555	161-290
1993-94	Amy Bumsted	.502	113-225
1994-95	Stacy Price	.402	86-214
1995-96	Stacy Price	.466	90-193
1996-97	Buffy Ferguson	.535	106-198
1997-98	Misty Meadows	.489	88-180
1998-99	Misty Meadows	.569	99-174
1999-00	Kim Walter	.523	78-149
2000-01	Janice Thomas	.459	124-270
2001-02	Kati Safaritova	.508	163-321
2002-03	Grace Gantt	.465	67-144
2003-04	Sandora Irvin	.510	195-382
2004-05	Sandora Irvin	.457	237-519
2005-06	Jenna Lohse	.422	57-135
2006-07	Danielle Nunn	.477	53-111
2007-08	Danielle Nunn	.490	73-149
2008-09	Micah Garoutte	.467	63-135
2009-10	Delisa Gross	.489	64-131
2010-11	Delisa Gross	.451	83-184
2011-12	Ashley Colbert	.529	54-102
2012-13	Latricia Lovings	.433	78-180
2013-14	Latricia Lovings	.426	72-169
2014-15	Veja Hamilton	.489	161-329
2015-16	Jordan Moore	.483	84-174
2016-17	Jordan Moore	.505	102-202
2017-18	Jordan Moore	.560	191-341
2018-19	Jordan Moore	.590	214-363
2019-20	Jayde Woods	.444	100-225
2020-21	Tavy Diggs	.500	106-212

3-POINT FIELD GOAL PCT. (Minimum 30 made)

YEAR	PLAYER	PCT	3FG-3FGA
1986-87	Carol Glover	.545*	12-22
1987-88	Terri Janak	.404*	21-52
1988-89	Jody Elkin	.444*	24-54
1989-90	Jody Elkin	.413*	19-46
1990-91	Deana Giles	.178*	13-73
1991-92	Andrea Boris	.264*	19-72
1992-93	Rachel Hesse	.313	40-128
1994-95	Altman, Kim	.277	39-141
1995-96	Jennifer Hickman	.354	64-181
1996-97	Emma Wilson	.414	70-169
1997-98	Jill Sutton	.388	81-209
1998-99	Jill Sutton	.392	76-194
1999-00	Jill Sutton	.375	63-168
2000-01	Jill Sutton	.439	76-173
2001-02	Kati Safaritova	.404	36-89
2002-03	Tricia Payne	.399	55-138
2003-04	Amy Pack	.400	32-80
2004-05	Ashley Davis	.339	62-183
2005-06	Ashley Davis	.346	66-191
2006-07	Ashley Davis	.422	78-185
2007-08	Emily Carter	.368	32-87
2008-09	TK Lafleur	.398	64-161
2009-10	Emily Carter	.415	61-147
2010-11	Helena Sverrisdottir	.376	59-157
2011-12	Natalie Ventress	.356	53-149
2012-13	Natalie Ventress	.333	46-138
2013-14	Zahna Medley	.332	80-241
2014-15	Zahna Medley	.381	72-189
2015-16	AJ Alix	.431	66-153
2016-17	AJ Alix	.390	69-177
2017-18	Toree Thompson	.392	51-130
2018-19	Amy Okonkwo	.367	62-169
2019-20	Jaycee Bradley	.395	68-172
2020-21	Aja Holmes	.325	39-120

*No players met minimum; player listed is leader in 3FG made

**FREE THROW PCT.** (Minimum 50 made)

YEAR	PLAYER	PCT	FT-FTA
1977-78	Elaine Taylor	.727	88-121
1978-79	Lynn Davis	.768	96-125
1979-80	Stahr Flentge	.720	54-75
1980-81	Lynn Davis	.725	116-160
1981-82	Fran McKnight	.725	66-91
1982-83	Darla Finch	.694	50-72
1983-84	Gwen Garner	.689	93-135
1984-85	Julie Hendrickson	.714	50-70
1985-86	Carol Glover	.743	55-74
1986-87	Janice Dziuk	.695	105-151
1987-88	Janice Dziuk	.761	86-113
1988-89	Kathleen Olson	.741	86-116
1989-90	EJpdy Elkin	.714	95-133
1990-91	Liz Zeller	.758	116-153
1991-92	Andrea Boris	.726	53-73
1992-93	Amy Bumsted	.798	67-84
1993-94	Donna Kreuger	.750	96-128
1994-95	Marie Ramos	.694	59-85
1995-96	Jennifer Hickman	.754	52-69
1996-97	Emma Wilson	.747	145-194
1997-98	Stacy Francis	.746	50-67
1998-99	Amy Sutton	.876	99-113
1999-00	Tricia Payne	.838	88-105
2000-01	Tricia Payne	.846	110-130
2001-02	Ebony Shaw	.851	63-74
2002-03	Tiffany Evans	.738	104-141
2003-04	Tracy Wynn	.780	64-82
2004-05	Vanessa Clementino	.750	75-100
2005-06	Ashley Davis	.845	71-84
2006-07	Ashley Davis	.825	80-97
2007-08	Adrienne Ross	.766	95-124
2008-09	Micah Garoutte	.827	62-75
2009-10	Emily Carter	.874	118-135
2010-11	Emily Carter	.873	158-181
2011-12	Natalie Ventress	.840	89-106
2012-13	Natalie Ventress	.843	86-102
2013-14	Natalie Ventress	.850	51-60
2014-15	Zahna Medley	.879	102-116
2015-16	Zahna Medley	.884	114-129
2016-17	AJ Alix	.815	53-65
2017-18	Amy Okonkwo	.881	119-135
2018-19	Amy Okonkwo	.869	73-84
2019-20	Lauren Heard	.753	171-227
2020-21	Lauren Heard	.726	159-219

TOTAL REBOUNDS

YEAR	PLAYER	REB	AVG
1977-78	Vernell Armstrong	244	10.6
1978-79	Vernell Armstrong	225	8.3
1979-80	Vernell Armstrong	249	8.6
1980-81	Eileen Watson	344	8.8
1981-82	Cheryl Senechal	215	7.2
1982-83	Michelle Bailey	215	8.6
1983-84	Michelle Bailey	197	8.6
1984-85	Carol Hlavaty	178	6.6
1985-86	Susan Warren	162	6.0
1986-87	Janice Dziuk	197	7.3
1987-88	Valerie Barnett	180	6.7
1988-89	Janice Dziuk	205	8.2
1989-90	Janice Dziuk	234	8.7
1990-91	Liz Zeller	171	6.6
1991-92	Rachel Hesse	152	6.1
1992-93	Amy Bumsted	208	7.7
1993-94	Amy Bumsted	199	8.0
1994-95	Stacy Price	183	7.0
1995-96	Jennifer Hickman	171	6.6
1996-97	Jennifer Hickman	176	6.5
1997-98	Misty Meadows	192	6.9
1998-99	Shonda Mack	213	7.6
1999-00	Janice Thomas	233	7.8
2000-01	Janice Thomas	257	7.8
2001-02	Sandora Irvin	294	9.5
2002-03	Sandora Irvin	320	9.7
2003-04	Sandora Irvin	366	12.2
2004-05	Sandora Irvin	390	11.8
2005-06	Natasha Lacy	216	7.4
2006-07	Lorie Butler-Rayford	219	7.1
2007-08	Lorie Butler-Rayford	267	7.6
2008-09	Helena Sverrisdottir	229	7.4
2009-10	Starr Crawford	274	8.8
2010-11	Starr Crawford	262	9.7
2011-12	Latricia Lovings	169	5.6
2012-13	Latricia Lovings	269	9.0
2013-14	Latricia Lovings	252	7.9
2014-15	Chelsea Prince	194	6.1
2015-16	Caitlin Diaz	196	5.9
2016-17	Jordan Moore	198	6.8
2017-18	Jordan Moore	246	6.8
2018-19	Jordan Moore	293	8.4
2019-20	Lauren Heard	192	6.6
2020-21	Lauren Heard	177	7.1

ASSISTS

YEAR	PLAYER	AST	AVG
1977-78	Elaine Taylor	50	2.2
1978-79	Teri Bullock	131	4.9
1979-80	Cinda Baer	99	3.5
1980-81	Cinda Baer	120	3.2
1981-82	Cinda Baer	106	3.4
1982-83	Michelle Bailey	47	1.9
1983-84	Lorie Campbell	74	2.6
1984-85	Julie Hendrickson	133	4.9
1985-86	Terri Janak	81	3.0
1986-87	Teresia Hudson	105	3.9
1987-88	Teresia Hudson	80	3.0
1988-89	Michelle Henry	92	3.8
1989-90	Jody Elkin	106	3.9
1990-91	Deana Giles	65	2.5
1991-92	Andrea Boris	80	3.0
1992-93	Andrea Boris	81	3.0
1993-94	Nicole Perdue	107	4.3
1994-95	Leah Garcia	79	3.0
1995-96	Leah Garcia	104	3.9
1996-97	Emma Wilson	109	4.7
1997-98	Jill Sutton	97	3.5
1998-99	Jill Sutton	127	4.5
1999-00	Jill Sutton	116	3.9
2000-01	Jill Sutton	105	3.2
2001-02	Ashanti Nix	105	3.4
2002-03	Candice Balwdwin	97	2.9
2003-04	Natasha Lacy	165	5.2
2004-05	Natasha Lacy	184	5.8
2005-06	Natasha Lacy	112	3.9
2006-07	Moneka Knight	90	2.9
2007-08	Moneka Knight	105	3.0
2008-09	Helena Sverrisdottir	149	4.8
2009-10	Helena Sverrisdottir	161	5.2
2010-11	Helena Sverrisdottir	149	4.5
2011-12	Whitney Williams	89	3.0
2012-13	Zahna Medley	130	4.3
2013-14	Zahna Medley	123	3.7
2014-15	Zahna Medley	129	4.2
2015-16	Zahna Medley	128	3.9
2016-17	AJ Alix	139	4.6
2017-18	Kianna Ray	109	3.6
2018-19	Kianna Ray	142	4.1
2019-20	Lauren Heard	117	4.0
2020-21	Lauren Heard	121	4.8



STEALS

YEAR	PLAYER	STL	AVG
1977-78	Elaine Taylor	58	2.9
1978-79	Teri Bullock	95	3.5
1979-80	Lynn Davis	58	2.1
1980-81	Lynn Davis	70	2.0
1981-82	Fran Edwards	47	1.7
1982-83	Michelle Bailey	49	2.0
1983-84	Lorie Campbell	53	1.9
1984-85	Julie Hendrickson	64	2.4
1985-86	Terri Janak	37	1.4
1986-87	Teresia Hudson	83	3.1
1987-88	Teresia Hudson	94	3.5
1988-89	Dana Hargrove	56	2.4
1989-90	Janice Dziuk	77	2.9
1990-91	Rachel Hesse	72	2.8
1991-92	Andrea Boris	66	2.4
1992-93	Rachel Hesse	51	1.9
1993-94	Nicole Perdue	63	2.5
1994-95	Leah Garcia	31	1.2
1995-96	Jackie Jenkins	63	2.3
1996-97	Emma Wilson	62	2.7
1997-98	Amy Sutton	33	1.2
1998-99	Jill Sutton	42	1.5
1999-00	Diamond Jackson	42	1.4
2000-01	Kati Safaritova	51	1.5
2001-02	Ashanti Nix	79	2.5
2002-03	Candace Baldwin	56	1.7
2003-04	Natasha Lacy	87	2.7
2004-05	Natasha Lacy	90	2.8
2005-06	Adrienne Ross	77	2.5
2006-07	Adrienne Ross	93	2.9
2007-08	Adrienne Ross	88	2.5
2008-09	TK Lafleur	63	2.0
2009-10	Helena Sverrisdottir	68	2.2
2010-11	Helena Sverrisdottir	63	1.9
2011-12	Chelsea Prince	57	2.0
2012-13	Kamy Cole	51	1.7
2013-14	Chelsea Prince	67	2.1
2014-15	Chelsea Prince	103	3.2
2015-16	Jada Butts	58	1.8
2016-17	AJ Alix	41	1.4
2017-18	Kianna Ray	42	1.4
2018-19	Kianna Ray	66	1.9
2019-20	Lauren Heard	62	2.1
2020-21	Lauren Heard	64	2.6

BLOCKED SHOTS

YEAR	PLAYER	BLK	AVG
1977-78	Vernell Armstrong	30	1.5
1978-79	Vernell Armstrong	39	1.4
1979-80	Vermell Armstrong	21	0.7
1980-81	N/A	--	--
1981-82	Cheryl Senechal	79	3.8
1982-83	Gwen Garner	17	0.6
1983-84	Michelle Bailey	19	0.8
1984-85	Carol Hlavaty	34	1.3
1985-86	Warren, Susan	24	0.9
1986-87	Staci Ward	14	0.5
1987-88	Michelle Henry	23	0.9
1988-89	Beth Naughton	20	0.8
1989-90	Joi Wells	10	0.4
1990-91	Joi Wells	16	0.6
1991-92	Jannelle Hunter	22	0.8
1992-93	Amy Bumsted	13	0.5
1993-94	Amy Bumsted	21	0.8
1994-95	Marie Ramos	9	0.3
1995-96	Shawanda Harps	9	0.3
1996-97	Stacy Price	15	0.6
1997-98	Shonda Mack	13	0.5
1998-99	Shonda Mack	8	0.3
1999-00	Diamond Jackson	26	0.9
2000-01	Tiffany Evans	41	1.3
2001-02	Sandora Irvin	85	2.7
2002-03	Sandora Irvin	128	3.9
2003-04	Sandora Irvin	117	3.9
2004-05	Sandora Irvin	150	4.5
2005-06	Vanessa Clementino	29	0.9
2006-07	Ashley Davis	20	0.6
2007-08	Micah Garoutte	16	0.5
2008-09	Micah Garoutte	22	0.7
2009-10	Starr Crawford	31	1.0
2010-11	Latricia Lovings	21	0.9
2011-12	Latricia Lovings	68	2.3
2012-13	Latricia Lovings	109	3.6
2013-14	Latricia Lovings	123	3.8
2014-15	Klara Bradshaw	a30	1.0
2015-16	Jordan Moore	58	1.8
2016-17	Jordan Moore	41	1.4
2017-18	Jordan Moore	65	1.8
2018-19	Jordan Moore	79	2.3
2019-20	Kianna Ray	43	1.5
2020-21	Yummy Morris	21	0.9

TCU HORNEDED FROGS BASKETBALL



PROGRAM HISTORY

2021-22 TCU WOMEN'S BASKETBALL FACT BOOK



	OVERALL		CONFERENCE					HOME	AWAY	NEUT.	HEAD COACH
	W-L	PCT.	W-L	PCT.	FIN.	TOURN.	POST				
TEXAS ASSOCIATION FOR INTERCOLLEGIATE ATHLETICS FOR WOMEN (TIAIW)											
1977-78	5-18	.217	--	--	--	1-2	--	2-6	0-7	3-5	Judy Daley
1978-79	19-8	.704	--	--	--	3-1	--	7-1	4-4	8-3	Judy Daley
1979-80	14-15	.483	--	--	--	0-1	--	8-5	2-7	4-3	Kenneth Davis
1980-81	20-19	.513	--	--	--	1-2	--	12-5	3-9	5-5	Kenneth Davis
1981-82	17-14	.584	--	--	--	2-1	--	9-4	6-6	2-4	Kenneth Davis
5 Seasons	75-74	.503	--	--	--	--	--	38-21	15-33	22-20	

SOUTHWEST CONFERENCE (SWC)

1982-83	5-23	.179	0-8	.000	9th	1R	--	4-9	0-11	1-3	Kenneth Davis
1983-84	6-22	.214	1-15	.063	9th	--	--	2-11	3-11	1-0	Fran Garmon
1984-85	6-21	.222	2-14	.125	T8th	--	--	4-8	0-11	2-2	Fran Garmon
1985-86	5-22	.185	1-15	.063	9th	--	--	3-7	0-14	2-1	Fran Garmon
1986-87	10-17	.370	3-13	.188	9th	--	--	5-8	5-9	0-0	Fran Garmon
1987-88	12-15	.444	5-11	.313	T7th	--	--	8-4	3-10	1-1	Fran Garmon
1988-89	9-16	.360	4-12	.250	8th	--	--	6-5	2-8	1-3	Fran Garmon
1989-90	11-16	.407	8-8	.500	T5th	QF	--	5-5	5-7	1-4	Fran Garmon
1990-91	5-22	.185	2-14	.125	9th	--	--	3-7	0-13	2-2	Fran Garmon
1991-92	4-24	.143	0-14	.000	8th	QF	--	1-10	1-12	2-2	Fran Garmon
1992-93	10-17	.370	1-13	.071	8th	QF	--	7-6	1-8	2-3	Fran Garmon
1993-94	5-20	.200	1-13	.071	8th	QF	--	3-8	1-11	1-1	Shell Robinson
1994-95	1-27	.036	0-14	.000	8th	QF	--	0-9	0-15	1-3	Shell Robinson
1995-96	2-25	.074	0-14	.000	8th	QF	--	1-11	1-12	0-2	Shell Robinson
14 Seasons	91-287	.241	28-178	.136				52-108	22-152	17-27	

WESTERN ATHLETIC CONFERENCE (WAC)

1996-97	13-14	.481	7-9	.438	T9th	1R	--	7-5	5-7	1-2	Mike Petersen
1997-98	13-15	.464	4-10	.286	T12th	1R	--	10-6	1-8	2-1	Mike Petersen
1998-99	16-12	.571	7-7	.500	T8th	QF	--	11-4	3-6	2-2	Mike Petersen
1999-2000	16-14	.533	7-7	.500	5th	QF	--	12-6	3-7	1-1	Jeff Mittie
2000-01	25-8	.758	13-3	.813	1st	CHAMP	NCAA 2R	13-3	8-4	4-1	Jeff Mittie
5 Seasons	83-63	.568	38-36	.514				53-24	20-32	10-7	

CONFERENCE USA (C-USA)

2001-02	24-7	.774	12-2	.857	1st	SF	NCAA 2R	14-2	7-3	3-2	Jeff Mittie
2002-03	20-14	.588	8-6	.571	T5th	CHAMP	NCAA 2R	12-3	2-11	6-0	Jeff Mittie
2003-04	25-7	.781	11-3	.786	2nd	F	NCAA 2R	14-3	10-3	1-1	Jeff Mittie
2004-05	23-10	.697	10-4	.714	T3rd	CHAMP	NCAA 1R	12-2	4-7	7-1	Jeff Mittie
4 Seasons	92-38	.708	41-15	.732				52-10	23-24	17-4	

MOUNTAIN WEST CONFERENCE (MWC)

2005-06	19-12	.613	11-5	.688	T3rd	SF	NCAA 2R	11-3	5-6	3-3	Jeff Mittie
2006-07	21-11	.656	11-5	.688	T2nd	QF	NCAA 1R	15-1	4-6	2-4	Jeff Mittie
2007-08	23-12	.657	13-3	.813	2nd	SF	WNIT QF	15-3	7-8	1-1	Jeff Mittie
2008-09	20-11	.645	12-4	.750	3rd	QF	NCAA 1R	13-2	5-6	2-3	Jeff Mittie
2009-10	22-9	.710	12-4	.750	1st	SF	NCAA 1R	15-0	6-6	1-3	Jeff Mittie
2010-11	22-11	.667	13-3	.813	2nd	F	WNIT 1R	14-3	7-4	1-4	Jeff Mittie
2011-12	16-14	.533	9-5	.643	T3rd	QF	--	11-5	4-7	1-2	Jeff Mittie
7 Seasons	143-80	.641	81-29	.736				94-17	38-43	11-20	

BIG 12 CONFERENCE

	OVERALL		CONFERENCE					HOME	AWAY	NEUT.	HEAD COACH
	W-L	PCT.	W-L	PCT.	FIN.	TOURN.	POST				
2012-13	9-21	.300	2-16	.111	10th	1R	--	9-9	0-11	0-1	Jeff Mittie
2013-14	18-15	.545	8-10	.444	7th	QF	WNIT 1R	13-4	3-8	2-3	Jeff Mittie
2014-15	18-14	.563	9-9	.500	T3rd	QF	WNIT 2R	15-3	2-9	1-2	Raegan Pebley
2015-16	18-15	.545	8-10	.444	T6th	1R	WNIT 3R	14-5	4-9	0-1	Raegan Pebley

BIG 12 CONFERENCE (CONTINUED)

	OVERALL		CONFERENCE								HEAD COACH 2016-
	W-L	PCT.	W-L	PCT.	FIN.	TOURN.	POST	HOME	AWAY	NEUT.	
2016-17	12-18	.400	4-14	.222	9th	1R	--	11-7	1-10	0-1	Raegan Pebley
2017-18	23-13	.639	9-9	.500	5th	SF	WNIT SF	13-5	7-7	3-1	Raegan Pebley
2018-19	24-11	.639	10-8	.556	6th	QF	WNIT SF	17-3	7-6	0-2	Raegan Pebley
2019-20	22-7	.758	13-5	.722	2nd	--	--	13-3	9-4	0-0	Raegan Pebley
2020-21	10-15	.667	4-14	.285	8th	QF	--	8-6	1-8	1-1	Raegan Pebley
9 Seasons	154-129	.544	68-95	.417				113-45	34-72	7-12	

44 YEAR TOTALS

638-671 .487 255-355 .418 3 Titles 3 Titles 9 NCAA; 7 WNIT 403-226 152-356 84-90

TCU COACHING HISTORY

HEAD COACH	TENURE	RECORD	PCT.
Judy Daley	1977-79 (2)	24-26	.480
Kenneth Davis	1979-83 (4)	56-71	.441
Fran Garmon	1983-93 (10)	78-192	.289
Shell Robinson	1993-96 (3)	8-72	.100
Mike Petersen	1996-99 (3)	42-41	.506
Jeff Mittie	1999-2014 (15)	303-176	.633
Raegan Pebley	2014-present (7)	127-93	.577

WINNINGEST COACHES (VICTORIES)

Jeff Mittie	303-176	.633
Raegan Pebley	127-93	.577
Fran Garmon	78-192	.289
Kenneth Davis	56-71	.441
Mike Petersen	42-41	.506
Judy Daley	24-26	.480
Shell Robinson	8-72	.100

WINNINGEST COACHES (PERCENTAGE)

Jeff Mittie	303-176	.633
Raegan Pebley	127-93	.577
Mike Petersen	42-41	.506
Judy Daley	24-26	.480
Kenneth Davis	56-71	.441
Fran Garmon	78-192	.289
Shell Robinson	8-72	.100

COACHING AWARDS

- 2001 WAC Coach of the Year (Jeff Mittie)
- 2002 Conference USA Coach of the Year (Jeff Mittie)
- 2010 Mountain West Coach of the Year (Jeff Mittie)


JUDY DALEY (1977-79)

Overall Record 24-26
 Conference Record --
 Postseason Appearances --


KENNETH DAVIS (1979-83)

Overall Record 56-71
 Conference Record 0-8
 Postseason Appearances --


FRAN GARMON (1983-93)

Overall Record 78-192
 Conference Record 27-129
 Postseason Appearances --


SHELL ROBINSON (1993-96)

Overall Record 8-72
 Conference Record 1-41
 Postseason Appearances --


MIKE PETERSEN (1996-99)

Overall Record 42-41
 Conference Record 18-26
 Postseason Appearances --


JEFF MITTIE (1999-2014)

Overall Record 303-176
 Conference Record 152-80
 Postseason Appearances 9 NCAA, 3 WNIT


RAEGAN PEBLEY (2014-PRESENT)

Overall Record 127-93
 Conference Record 57-69
 Postseason Appearances 4 WNIT



A	
Andrea Achilles	1982-83
Adeola Akomolafe	2015-20
AJ Alix	2013-17
Kathy Alter	1980-82
Kim Altman	1992-96
Vernell Armstrong	1977-80

B	
Cinda Baer	1978-82
Michelle Bailey	1982-84
JimAnne Baker	2003-05
Candace Baldwin	2001-03
Janice Baning	1978-79
Valerie Barnett	1986-88
Jacky Barrett	1979-80
Angela Beavers	1981-83
Teresa Berger	1982-83
Laurie Berlinn	1989-93
Michelle Berry	2019-Present
Hanna Biernacka	2006-07
Darla Biggs	1982-85
Nicole Biggs	1993-94
Debby Bleiler	1981-82
Valare Blewett	1982-84
Cindy Blodgett	1991-93
Andrea Boris	1989-93
Jaycee Bradley	2018-20
Klara Bradshaw	2013-15
Donielle Breaux	2012-15
Wendy Brinkley	1988-90
Ashley Browning	2001-03
Teri Bullock	1978-81
Amy Bumsted	1990-94
Sally Burrows	1997-2000
Psyche Butler	2003-04
Lorie Butler-Rayford	2004-08
Jada Butts	2013-17

C	
Lori Campbell	1983-85
Emily Carter	2006-11
Cynthia Chesnut	1982-86
Hannah Christian	2009-11
Mikayla Christian	2016-18
Tamika Christopher	1995-96
Karen Clayton	1997-2001
Vanessa Clementino	2004-06
Ashley Colbert	2011-13
Kamy Cole	2012-13
Sydney Coleman	2014-18
Amari Conn	2020-21
Deedy Conrad	1979-80
Janine Contestable	1985-88
Shannon Cooper	1995-96
Melissa Corpening	1980-81
Kayla Courtade	1993-97
Christie Cox	1979-81
Alexandria Crain	2018-20

Starr Crawford	2009-12
Christa Curtis	1993-94

D	
Terri Dahl	1990-91
Diana Dalhausser	1982-86
Ashley Davis	2002-07
Karen Davis	1986-99
Lynn Davis	1978-81
Caitlin Diaz	2012-16
Tavy Diggs	2019-Present
Dori Dittfurth	1979-80
Janice Dziuk	1986-90

E	
Sharyn Edman	1980-81
Fran Edwards	1980-82
Jody Elkin	1988-90
Lauren Ellithorpe	1978-80
Kim Estes	1995-96
Vicki Estill	1978-80
Betty Etier	1982-83
Lanette Evans	1981-83
Tiffany Evans	2000-04

F	
Karey Faubion	1994-95
Stephanie Faulkner	2002-04
DeeDee Favors	2000-02
Buffy Ferguson	1996-98
Claire Ferguson	2015-16
Darla Finch	1981-83
Stahr Flentge	1979-80
Penny Ford	1981-83
Stacy (Price) Francis	1994-98

G	
Grace Gantt	2001-03
Aron Garcia	2010-11
Leah Garcia	1994-98
Gwen Garner	1982-85
Micah Garoutte	2007-11
Caroline Germond	2020-Present
Deana Giles	1988-91
Carol Glover	1984-88
Ashley Goodwin	2004-06
Stephani Gray	1991-95
Delisa Gross	2009-13
Kim Guidry	1980-82

H	
Kristi Haigood	1990-92
April Ham	1988-92
Veja Hamilton	2012-16
Maranda Hankerson	2001-02
Dana Hargrove	1985-89
Jodi Harlum	1998-2000
Stefanie Harms	1994-95
Shawanda Harps	1995-97

Joi Harris	2001-02
Susan Havelka	1980-81
Kristina Hayworth	1996-98
Lauren Heard	2017-Present
JimAnne (Baker) Hejny	2004-07
Ella Hellessey	2016-20
Julie Hendrickson	1984-86
Michelle Henry	1987-89
Meagan Henson	2010-14
Stacy (Ward) Henyon	1984-88
Rachel Hesse	1989-93
Jennifer Hickman	1995-97
Pam Hicks	1996-98
Lesla Hill	1979-80
Destynee Hives-McCray	2015-16
Carol Hlavaty	1984-85
Rachel Holamon	1994-97
Aja Holmes	2020-Present
Amanda Holmes	2004-05
Ronna Holmquist	1977-78
Sandy Honc	1983-85
Andrea Honer	2002-03
Teresia Hudson	1986-88
Janelle Hunter	1991-94
Sharita Hutton	1994-96

I	
Sandora Irvin	2001-05

J	
Aahliyah Jackson	2020-Present
Diamond Jackson	1998-2000
Pier Jackson	1992-93
Terri Janak	1984-88
Jackie Jenkins	1995-97
Chantelle John	2007-10
Halisi Johnson	1999-00
Zakyyiah Johnson	1998-99
Bridgette Joseph	1984-85
Pamela Justice	1977-79

K	
Patricia Keefe	1984-85
Kim Keepers	1995-96
Caroline Kenny	1984-85
Moneka Knight	2004-08
Jeanne Konczal	1981-82
Donna Krueger	1992-94

L	
Natasha Lacy	2003-06
TK LaFleur	2007-10
Hattie Lankford	2015-16
Anita Lelas	1996-99
Jenna Lohse	2003-08
Michele Longoria	1983-85
Margaret Lord	1981-82
Latricia Lovings	2010-14

**M**

Shonda Mack	1997-2000
Anneli Maley	2018-19
Eboni Mangum	2007-10
Taylor Manning-Drake	2014-15
Debra Marlin	1978-79
Lisa McKenna	1990-92
Traci McKinley	1989-93
Fran McKnight	1980-82
Misty Meadows	1997-99
Zahna Medley	2012-16
Susan Mileur	1979-82
Logan Mittie	2011-13
Kayla Mokwuah	2020-Present
Vickie Mooney	1981-83
Jordan Moore	2015-19
Shayla Moore	2006-09
Aaliyah Morgan	2020-Present
Patricia Morris	2020-Present
Yummy Morris	2018-Present

N

Elizabeth Nagel	2011-12
Jari Napier	1980-81
Beth Naughton	1987-89
Aiche Ndao	2014-16
Niki Newton	2001-05
Ashanti Nix	2000-02
Yolanda Norman	1987-90
Roxana Novoa	1979-80
Angela Nunley	1982-83
Danielle Nunn	2006-08

O

Becky Obinma	2018-20
Amy Okonkwo	2016-19
Kathleen Olson	1985-89
Tolu Omotola	2008-09
Kim Ortega	2002-04

P

Amy Pack	2001-04
Jazz Parker	2011-12
Lynn Patterson	1979-80
Ryann Payne	2018-20
Tricia Payne	1998-2003
Nicole Perdue	1993-95
Jennifer Pillich	1994-95
Amy (Sutton) Porter	1997-2001
Brittany Purdom	2005-07
Lindsey Prewitt	2001-03
Chelsea Prince	2011-15
Maddi Puli	2019-Present

Q

Denise Quarles	1983-86
----------------	---------

R

Danielle Rainey	2016-17
Amber Ramirez	2016-18
Norma Ramirez	1977-78
Marie Ramos	1993-95
Kianna Ray	2016-20
Sharon Reaves	1977-79
Connie Reeder	1983-84
Whitney Regian	2005-06
Julie Rengstorff	1992-94
Rachel Rentschler	2008-11
Marissa Rivera	2004-07
Edie Roberson	1990-91
Lauren Roberts	2006-07
Helen Roden	2006-08
Cindy Rodriguez	1978-79
Adrienne Ross	2003-08

S

Kati Safaritova	2000-02
Emma Schmidt	2020-21
Vickie Seal	1980-81
Cheryl Senechal	1981-82
Mary Shaffer	1979-81
Ebony Shaw	2000-04
Amy Shipley	1982-83
Amanda Sims	2008-09
Casey Smith	1981-84
Sally Spencer	1997-01
Michelle Spetman	1992-93
Alexia Standish	2013-15
Shalecia Stewart	1995-96
Andrea Surratt	1981-82
Jill Sutton	1997-2001
Helena Sverrisdottir	2007-11

T

Adhel Tac	2020-21
Elaine Taylor	1977-78
Jeannie Taylor	1985-87
Quinn Tedder	1998-2002
Stephanie Thiel	2004-06
Janice Thomas	1999-01
Antoinette Thompson	2008-12
Toree Thompson	2015-18
Cathy Topp	1981-82
Ida Trygeddson	2009-10

U

Ginger Usher	1995-99
--------------	---------

V

Dakota Vann	2017-19
Kim Venik	1990-93
Natalie Ventress	2011-15
Vivian Vinson	1980-81

W

Anita Walker	1981-82
Candy Wallin	1985-87
Paula Walstad	1983-86
Kim Walter	1999-01
Melody Ware	1979-80
Susan Warren	1985-90
Eileen Watson	1978-81
Krista Watson	1996-99
Catricee Webster	2000-01
Joi Wells	1987-91
Whitney Williams	2010-13
Carol Willie	2013-17
Emma Wilson	1996-97
Tami Wise	1989-90
Jayde Woods	2016-20
Sherri Worlow	1991-95
Hillary Wright	1995-96
Sue Wyatt	1977-78
Briesha Wynn	2010-12
Tracy Wynn	2002-04

Y

Alexann Yancey	2013-14
Micaela Younger	2005-09

Z

Liz Zeller	1989-92
------------	---------

**1977-78 ROSTER****COACH: JUDY DALEY**

NO.	NAME	POS.	HT.	YR.	HOMETOWN
20	Sharon Reaves	--	5-8	Jr.	El Paso, Texas
24	Pamela Justice	--	5-10	Fr.	Houston, Texas
40	Vernell Armstrong	--	5-9	So.	Rocky Mountain, N.C.
--	Elaine Taylor	--	--	--	--
--	Sue Wyatt	--	--	--	--
--	Norma Ramirez	--	--	--	--
--	Ronna Holmquist	--	--	--	--

1978-79 ROSTER**COACH: JUDY DALEY**

NO.	NAME	POS.	HT.	YR.	HOMETOWN
10	Janice Baning	--	5-4	So.	San Antonio, Texas
11	Debra Marlin	--	5-3	Jr.	Houston, Texas
12	Lynn Davis	--	5-7	Fr.	Hurst, Texas
15	Cindy Rodriguez	--	5-5	Jr.	San Antonio, Texas
20	Sharon Reaves	--	5-8	Sr.	El Paso, Texas
21	Cinda Baer	--	5-4	Fr.	Mesquite, Texas
22	Eileen Watson	--	5-11	So.	Amarillo, Texas
23	Vicki Estill	--	5-7	Fr.	Fort Worth, Texas
24	Pamela Justice	--	5-10	So.	Houston, Texas
30	Teri Bullock	--	5-4	So.	Lincoln, Neb.
32	Lauren Ellithorpe	--	5-8	Fr.	Prattville, Ala.
40	Vernell Armstrong	--	5-9	Jr.	Rocky Mountain, N.C.

1979-80 ROSTER**COACH: KENNETH DAVIS**

NO.	NAME	POS.	HT.	YR.	HOMETOWN
10	Stahr Flentge	G	5-6	Fr.	Gatesville, Texas
11	Christie Cox	G/F	5-8	Jr.	Cleburne, Texas
11	Melody Ware	G	5-6	Fr.	White Settlement, Texas
12	Lynn Davis	F	5-5	So.	Hurst, Texas
15	Deedy Conrad	F	5-8	Fr.	Overland Park, Texas
20	Lesa Hill	G	5-6	Fr.	Clifton, Texas
20	Lynn Patterson	C	--	--	--
21	Cinda Baer	G	5-4	So.	Mesquite, Texas
22	Eileen Watson	C	5-11	Jr.	Amarillo, Texas
23	Vicki Estill	F	5-7	So.	Fort Worth, Texas
24	Jacky Barrett	F	5-7	Fr.	Carbondale, Colo.
30	Teri Bullock	G	5-3	Jr.	Lincoln, Neb.
32	Lauren Ellithorpe	F	5-7	So.	Prattville, Ala.
35	Mary Shaffer	F	5-10	Fr.	State College, Pa.
40	Vernell Armstrong	C	5-9	Sr.	Rocky Mountain, N.C.
45	Susan Mileur	C	6-1	So.	Arlington, Texas
50	Dori Dittfurth	F	5-9	Fr.	Saginaw, Texas
--	Roxana Novoa	G	5-9	Fr.	El Salvador

1980-81 ROSTER**COACH: KENNETH DAVIS**

NO.	NAME	POS.	HT.	YR.	HOMETOWN
10	Kathy Alter	G	5-1	Fr.	Rumson, N.J.
11	Christie Cox	G/F	5-8	Sr.	Cleburne, Texas
12	Lynn Davis	F	5-5	Jr.	Hurst, Texas
14	Fran Edwards	G	5-8	Jr.	Arlington, Texas
15	Melissa Corpening	G	5-2	Fr.	Fort Worth, Texas
20	Fran McKnight	G	5-5	Jr.	Cunningham, Texas
21	Cinda Baer	G	5-4	Jr.	Mesquite, Texas
22	Eileen Watson	F/C	6-0	Sr.	Amarillo, Texas
23	Kim Guidry	G	5-4	Fr.	Fort Worth, Texas
30	Teri Bullock	G	5-3	Sr.	Lincoln, Neb.
31	Vivian Vinson	F	5-9	Jr.	Palmer, Texas
32	Jari Napier	F/C	5-11	Fr.	Hurst, Texas
33	Susan Havelka	F	5-11	Fr.	Georgetown, Texas
35	Mary Shaffer	F	5-10	So.	State College, Pa.
43	Vickie Seal	C	6-1	So.	Childress, Texas
44	Sharyn Edman	F	5-10	Fr.	New Fairfield, Conn.
45	Susan Mileur	C	6-1	Jr.	Arlington, Texas

1981-82 ROSTER**COACH: KENNETH DAVIS**

NO.	NAME	POS.	HT.	YR.	HOMETOWN
10	Kathy Alter	G	5-1	So.	Rumson, N.J.
11	Jeanne Konczal	G	5-5	Fr.	Irving, Texas
12	Andrea Surratt	F	5-6	Jr.	Cleveland, Texas
14	Fran Edwards	G	5-9	Sr.	Arlington, Texas
15	Penny Ford	F	5-10	So.	Graford, Texas
20	Fran McKnight	G	5-5	Sr.	Cunningham, Texas
21	Cinda Baer	G	5-4	Sr.	Mesquite, Texas
22	Cheryl Senechal	C	5-1	Jr.	Waconia, Minn.
23	Casey Smith	F	5-9	So.	Rhome, Texas
24	Kim Guidry	G	5-4	So.	Fort Worth, Texas
33	Katherine Topp	F	5-7	Fr.	Wheeling, W.Va.
34	Lanette Evans	F	5-10	Fr.	Orange, Texas
41	Angela Beavers	F	5-7	Fr.	Goldthwaite, Texas
43	Margaret Lord	G	5-8	Fr.	Arlington, Texas
45	Susan Mileur	C	6-1	Sr.	Arlington, Texas
52	Vicki Mooney	C	6-1	Fr.	Mineral Wells, Texas
--	Debby Bleiler	G	5-5	Fr.	Wellesley, Mass.
--	Darla Finch	C	6-1	Jr.	Weatherford, Texas
--	Anita Walker	G	5-4	Fr.	Seguin, Texas

**1982-83 ROSTER****COACH: KENNETH DAVIS**

NO.	NAME	POS.	HT.	YR.	HOMETOWN
10	Gwen Garner	F	5-10	So.	Roanoke, Texas
11	Diana Dalhausser	F	5-9	Fr.	Fort Worth, Texas
12	Andrea Achilles	F	--	--	--
14	Valare Blewett	G	5-6	Jr.	Joshua, Texas
15	Penny Ford	F	5-10	Jr.	Graford, Texas
20	Angela Nunley	G/F	--	--	--
21	Casey Smith	F	5-9	Jr.	Rhome, Texas
22	Cynthia Chesnut	C	5-10	Fr.	Houston, Texas
23	Teresa Berger	--	--	--	--
23	Amy Shipley	F	--	--	--
24	Darla Biggs	G	5-7	So.	Haskell, Okla.
33	Darla Finch	C	6-1	Sr.	Weatherford, Texas
34	Lanette Evans	F	5-10	So.	Orange, Texas
35	Betty Etier	--	--	--	--
41	Angela Beavers	F	5-7	So.	Goldthwaite, Texas
45	Michelle Bailey	F	5-9	Jr.	Colorado Springs, Colo.
52	Vicki Mooney	C	6-1	Jr.	Mineral Wells, Texas

1983-84 ROSTER**COACH: FRAN GARMON**

NO.	NAME	POS.	HT.	YR.	HOMETOWN
10	Gwen Garner	F	5-10	Jr.	Roanoke, Texas
11	Diana Dalhausser	F	5-9	So.	Fort Worth, Texas
14	Valare Blewett	G	5-6	Sr.	Joshua, Texas
21	Casey Smith	F	5-9	Sr.	Rhome, Texas
22	Cynthia Chesnut	C	5-10	So.	Houston, Texas
24	Darla Biggs	G	5-7	Jr.	Haskell, Okla.
45	Michelle Bailey	C	5-9	Sr.	Colo. Springs, Colo.
23	Lorie Campbell	G	5-7	Jr.	Austin, Texas
20	Sandy Honc	G	5-6	Jr.	Yoakum, Texas
33	Michele Longoria	F	5-10	Fr.	Dallas, Texas
24	Denise Quarles	F	5-10	Jr.	Skiatook, Okla.
14	Connie Reeder	G	5-5	Fr.	Celina, Texas
31	Paula Walstad	F	5-9	Fr.	Fort Worth, Texas

1984-85 ROSTER**COACH: FRAN GARMON**

NO.	NAME	POS.	HT.	YR.	HOMETOWN
10	Gwen Garner	F	5-10	Sr.	Roanoke, Texas
11	Julie Hendrickson	G	5-7	Jr.	Williston, N.D.
12	Terri Janak	G	5-6	Fr.	Pearland, Texas
14	Bridgette Joseph	G	5-2	Fr.	Beaumont, Texas
15	Patricia Keefe	F	5-9	Fr.	Colleyville, Texas
20	Sandy Honc	G	5-6	Sr.	Yoakum, Texas
22	Diana Dalhausser	F	5-9	Jr.	Fort Worth, Texas
23	Lorie Campbell	G	5-6	Sr.	Austin, Texas
24	Denise Quarles	F	5-10	Jr.	Skiatook, Okla.
25	Darla Biggs	G	5-7	Sr.	Haskell, Okla.
30	Caroline Kenny	G	5-6	Fr.	Hazlet, N.J.
31	Paula Walstad	F	5-9	So.	Fort Worth, Texas
33	Michele Longoria	F	5-10	So.	Dallas, Texas
34	Staci Ward	C	6-2	Fr.	Fort Worth, Texas
41	Cynthia Chesnut	C	5-10	Jr.	Houston, Texas
44	Carol Glover	F	5-10	Fr.	El Paso, Texas
52	Carol Hlavaty	C	6-2	Fr.	Pearland, Texas

1985-86 ROSTER**COACH: FRAN GARMON**

NO.	NAME	POS.	HT.	YR.	HOMETOWN
10	Susan Warren	C	6-2	Fr.	Florence, Texas
11	Julie Hendrickson	G	5-8	Sr.	Williston, N.D.
12	Terri Janak	G	5-7	So.	Pearland, Texas
15	Jeannie Taylor	F	5-8	Jr.	Beggs, Okla.
20	Dana Hargrove	G	5-6	Fr.	Troy, Texas
21	Janine Contestable	G	5-7	Fr.	Marana, Ariz.
22	Diana Dalhausser	F	5-10	Sr.	Fort Worth, Texas
23	Candy Wallin	F	5-9	Fr.	Longview, Texas
24	Denise Quarles	F	6-0	Sr.	Skiatook, Okla.
31	Paula Walstad	F	5-10	So.	Fort Worth, Texas
34	Staci Ward	C	6-1	So.	Fort Worth, Texas
41	Cynthia Chesnut	C	5-11	Sr.	Houston, Texas
43	Kathleen Olson	F	6-0	Fr.	Waukeee, Iowa
44	Carol Glover	F	5-10	So.	El Paso, Texas

1986-87 ROSTER**COACH: FRAN GARMON**

NO.	NAME	POS.	HT.	YR.	HOMETOWN
10	Susan Warren	C	6-2	So.	Florence, Texas
11	Teresia Hudson	G/F	5-8	Jr.	Quitman, La.
12	Terri Janak	G	5-7	Jr.	Pearland, Texas
15	Jeannie Taylor	F	5-9	Sr.	Beggs, Okla.
20	Dana Hargrove	G	5-7	So.	Troy, Texas
21	Janine Contestable	G	5-7	So.	Marana, Ariz.
22	Karen Davis	G	5-6	Fr.	Memphis, Tenn.
23	Candy Wallin	F	5-9	So.	Longview, Texas
34	Staci Ward	C	6-1	Jr.	Fort Worth, Texas
43	Kathleen Olson	F/C	6-0	So.	Waukeee, Iowa
44	Carol Glover	G/F	5-10	Jr.	El Paso, Texas
45	Valerie Barnett	C	6-1	Jr.	Azle, Texas
52	Janice Dziuk	C	6-1	Fr.	Poth, Texas

1987-88 ROSTER**COACH: FRAN GARMON**

NO.	NAME	POS.	HT.	YR.	HOMETOWN
10	Susan Warren	C	6-2	Jr.	Florence, Texas
11	Teresia Hudson	G	5-8	Sr.	Quitman, La.
12	Terri Janak	G	5-6	Sr.	Pearland, Texas
21	Janine Contestable	G	5-7	Jr.	Marana, Ariz.
22	Karen Davis	G	5-6	So.	Memphis, Tenn.
23	Joi Wells	F	6-1	Fr.	Weatherford, Texas
24	Yolanda Norman	F	5-9	Fr.	Fort Worth, Texas
30	Michelle Henry	F	5-10	Jr.	Fort Worth, Texas
33	Beth Naughton	C	6-2	Jr.	Fort Worth, Texas
34	Staci Henyon	C	6-2	Sr.	Fort Worth, Texas
35	Dana Hargrove	G	5-6	Jr.	Troy, Texas
43	Kathleen Olson	F	6-0	Jr.	Waukeee, Iowa
44	Carol Glover	F	5-9	Sr.	El Paso, Texas
45	Valerie Barnett	F	6-1	Sr.	Azle, Texas
52	Janice Dziuk	F	6-1	So.	Poth, Texas

**1988-89 ROSTER****COACH: FRAN GARMON**

NO.	NAME	POS.	HT.	YR.	HOMETOWN
10	Susan Warren	C	5-2	Jr.	Florence, Texas
11	Jody Elkin	G	5-8	Jr.	Taylor, N.D.
21	April Ham	G	5-7	Fr.	Granada Hills, Calif.
22	Deana Giles	F	5-11	Fr.	Newcastle, Okla.
24	Wendy Brinkley	F	5-10	Fr.	Rockdale, Texas
30	Michelle Henry	F	5-10	Sr.	Fort Worth, Texas
33	Beth Naughton	C	6-2	Sr.	Fort Worth, Texas
35	Dana Hargrove	G	5-7	Sr.	Troy, Texas
41	Joi Wells	F	6-1	So.	Weatherford, Texas
43	Kathleen Olson	F	6-0	Sr.	Waukee, Iowa
44	Yolanda Norman	F	5-9	So.	Fort Worth, Texas
52	Janice Dziuk	F	6-1	Jr.	Poth, Texas

1989-90 ROSTER**COACH: FRAN GARMON**

NO.	NAME	POS.	HT.	YR.	HOMETOWN
10	Susan Warren	C	6-2	Sr.	Florence, Texas
11	Jody Elkin	G	5-8	Sr.	Taylor, N.D.
21	April Ham	G	5-7	So.	Granada Hills, Calif.
22	Deana Giles	F	5-11	So.	Newcastle, Okla.
23	Joi Wells	C	6-1	Jr.	Weatherford, Texas
24	Wendy Brinkley	F	5-10	So.	Rockdale, Texas
31	Laurie Berlinn	C	6-3	Fr.	Romulus, Mich.
32	Andrea Boris	G	5-9	Fr.	Conroe, Texas
33	Rachel Hesse	G	5-9	Fr.	Levelland, Texas
40	Tami Wise	C	6-0	Fr.	Big Spring, Texas
44	Yolanda Norman	F	5-9	Jr.	Fort Worth, Texas
50	Liz Zeller	G	5-11	Fr.	Edina, Minn.
52	Janice Dziuk	F	6-1	Sr.	Poth, Texas
55	Traci McKinley	F	6-0	Fr.	Weatherford, Texas

1990-91 ROSTER**COACH: FRAN GARMON**

NO.	NAME	POS.	HT.	YR.	HOMETOWN
10	Amy Bumsted	C	6-4	Fr.	Council Bluffs, Iowa
15	Kim Venik	C	6-3	So.	Colo. Springs, Colo.
21	April Ham	G	5-7	Jr.	Granada Hills, Calif.
22	Deana Giles	F	5-11	Jr.	Newcastle, Okla.
23	Joi Wells	C	6-2	Sr.	Weatherford, Texas
24	Lisa McKenna	C	5-10	Fr.	Boxford, Mass.
31	Laurie Berlinn	C	6-3	So.	Romulus, Mich.
32	Andrea Boris	G	5-10	So.	Conroe, Texas
33	Rachel Hesse	G	5-9	So.	Levelland, Texas
40	Terri Dahl	F	5-10	Jr.	Dallas, Texas
41	Kristi Haigood	F	6-0	Fr.	Moody, Texas
44	Edie Roberson	F	5-10	Fr.	Joshua, Texas
50	Liz Zeller	F	5-11	So.	Edina, Minn.
55	Traci McKinley	F	6-0	So.	Weatherford, Texas

1991-92 ROSTER**COACH: FRAN GARMON**

NO.	NAME	POS.	HT.	YR.	HOMETOWN
10	Amy Bumsted	C	6-3	So.	Council Bluffs, Iowa
15	Kim Venik	C	6-3	So.	Colorado Springs, Colo.
21	April Ham	G	5-7	Sr.	Granada Hills, Calif.
22	Stephani Gray	G	5-9	Fr.	Mansfield, Texas
23	Cindy Blodgett	G	5-9	Fr.	Hoffman Estates, Ill.
24	Lisa McKenna	F	5-10	So.	Boxford, Mass.
31	Laurie Berlinn	C	6-3	Jr.	Romulus, Mich.
32	Andrea Boris	G	5-10	Jr.	Conroe, Texas
33	Rachel Hesse	G	5-9	Jr.	Levelland, Texas
41	Kristi Haigood	F	6-0	So.	Moody, Texas
43	Janelle Hunter	F	6-1	Fr.	Bettendorf, Iowa
50	Liz Zeller	F	5-11	Jr.	Edina, Minn.
52	Sherri Worlow	F	5-11	Fr.	Joshua, Texas
55	Traci McKinley	F	6-0	Jr.	Weatherford, Texas

1992-93 ROSTER**COACH: FRAN GARMON**

NO.	NAME	POS.	HT.	YR.	HOMETOWN
10	Amy Bumsted	C	6-3	Jr.	Council Bluffs, Iowa
15	Michelle Spetman	G	5-9	Fr.	Harlan, Iowa
22	Stephani Gray	G	5-8	So.	Mansfield, Texas
23	Cindy Blodgett	G	5-9	So.	Hoffman Estates, Ill.
24	Kim Venik	C	6-2	Jr.	Colorado Springs, Colo.
31	Laurie Berlinn	C	6-1	Sr.	Romulus, Mich.
32	Andrea Boris	G	5-8	Sr.	Conroe, Texas
33	Rachel Hesse	G	5-7	Sr.	Levelland, Texas
40	Julie Rengstorff	F	6-0	Jr.	Midlothian, Texas
41	Donna Krueger	F	5-10	Jr.	Houston, Texas
43	Janelle Hunter	F	6-0	So.	Bettendorf, Iowa
44	Pier Jackson	F	5-10	Fr.	Kansas City, Mo.
45	Kim Altman	G	5-7	Fr.	Burlington, Iowa
52	Sherri Worlow	F	5-9	So.	Joshua, Texas
55	Traci McKinley	F	5-10	Sr.	Weatherford, Texas

1993-94 ROSTER**COACH: SHELL ROBINSON**

NO.	NAME	POS.	HT.	YR.	HOMETOWN
10	Amy Bumsted	C	6-3	Sr.	Council Bluffs, Iowa
14	Nicole Biggs	F	5-6	Fr.	Godley, Texas
15	Sherri Worlow	F	5-9	Jr.	Joshua, Texas
20	Nicole Perdue	G	5-6	Fr.	Fort Worth, Texas
22	Stephani Gray	G	5-8	Jr.	Mansfield, Texas
31	Christa Curtis	C	6-3	Fr.	Albuquerque, N.M.
33	Kayla Courtade	G	5-6	Fr.	Fort Worth, Texas
34	Marie Ramos	F	5-11	Fr.	Corpus Christi, Texas
40	Julie Rengstorff	F	6-0	Sr.	Midlothian, Texas
41	Donna Krueger	F	5-10	Sr.	Houston, Texas
43	Janelle Hunter	F	6-0	Jr.	Bettendorf, Iowa
45	Kim Altman	G	5-7	So.	Burlington, Iowa

1994-95 ROSTER
COACH: SHELL ROBINSON

NO.	NAME	POS.	HT.	YR.	HOMETOWN
10	Leah Garcia	G	5-5	Fr.	Houston, Texas
12	Stefanie Harms	G	5-5	Fr.	Waco, Texas
15	Sherri Worlow	F	5-9	Sr.	Joshua, Texas
20	Nicole Perdue	G	5-6	So.	Fort Worth, Texas
22	Stephani Gray	G	5-8	Sr.	Mansfield, Texas
23	Sharita Hutton	G	6-0	Fr.	Salina, Kan.
25	Stacy Price	F	5-9	Fr.	Austin, Texas
31	Jennifer Pillich	F	5-10	So.	Aguadilla, Puerto Rico
32	Marie Ramos	F	5-10	So.	Corpus Christi, Texas
33	Kayla Courtade	G	5-6	So.	Fort Worth, Texas
43	Karey Faubion	G	5-6	Fr.	Richardson, Texas
45	Kim Altman	G	5-7	Jr.	Burlington, Iowa
52	Rachel Holamon	C	6-2	Fr.	Mineral Wells, Texas

1995-96 ROSTER
COACH: SHELL ROBINSON

NO.	NAME	POS.	HT.	YR.	HOMETOWN
0	Kim Estes	C	6-7	Fr.	Texas City, Texas
10	Leah Garcia	G	5-5	So.	Houston, Texas
11	Jackie Jenkins	G	5-6	Jr.	Temple, Texas
15	Ginger Usher	C	6-0	Fr.	Keller, Texas
21	Shannon Cooper	G	5-8	Fr.	Palm Barbor, Fla.
23	Sharita Hutton	G	5-10	So.	Salina, Kan.
25	Stacy Price	F	5-9	So.	Austin, Texas
31	Tamika Christopher	F	5-8	So.	Temple, Texas
32	Shalecia Stewart	C	6-1	Fr.	Dallas, Texas
33	Kayla Courtade	G	5-6	Jr.	Fort Worth, Texas
34	Shawanda Harps	C	6-1	Jr.	Griffin, Ga.
42	Hillary Wright	F	5-10	Fr.	Lake Oswego, Ore.
44	Jennifer Hickman	G	6-0	Fr.	San Antonio, Texas
45	Kim Altman	G	5-7	Sr.	Burlington, Iowa
50	Rachel Holamon	C	6-0	So.	Mineral Wells, Texas
54	Kim Keepers	C	6-2	Jr.	Austin, Texas

1996-97 ROSTER
COACH: MIKE PETERSEN

NO.	NAME	POS.	HT.	YR.	HOMETOWN
3	Emma Wilson	G	5-6	So.	Melbourne, Australia
10	Leah Garcia	G	5-5	Jr.	Houston, Texas
11	Jackie Jenkins	G	5-6	Sr.	Temple, Texas
15	Ginger Usher	F	5-11	So.	Keller, Texas
25	Stacy Price	F	5-9	Jr.	Austin, Texas
30	Buffy Ferguson	F	5-10	Jr.	Jayton, Texas
31	Krista Watson	G	5-6	Fr.	Austin, Texas
32	Pam Hicks	G	5-4	Jr.	Winnsboro, Texas
33	Kayla Courtade	G	5-5	Sr.	Fort Worth, Texas
34	Shawanda Mitchell-Harps	C	6-1	Sr.	Griffin, Ga.
43	Anita Lelas	C	6-2	Fr.	Oregon City, Ore.
44	Jennifer Hickman	F	5-11	So.	San Antonio, Texas
45	Kristina Hayworth	C	6-3	So.	China Spring, Texas
50	Rachel Holamon	F	5-10	Jr.	Mineral Wells, Texas

1997-98 ROSTER
COACH: MIKE PETERSEN

NO.	NAME	POS.	HT.	YR.	HOMETOWN
10	Leah Garcia	G	5-5	Sr.	Houston, Texas
11	Amy Sutton	G	5-9	Fr.	Gunter, Texas
12	Jill Sutton	G	5-9	Fr.	Gunter, Texas
15	Ginger Usher	F	5-11	Jr.	Keller, Texas
22	Sally Spencer	F	5-11	Fr.	Hillsboro, Texas
24	Shonda Mack	F	5-10	So.	Grant, Okla.
25	Stacy Francis	F	5-10	Sr.	Austin, Texas
30	Buffy Ferguson	G/F	5-10	Sr.	Jayton, Texas
31	Krista Watson	G	5-6	Fr.	Austin, Texas
32	Pam Hicks	G	5-5	Sr.	Winnsboro, Texas
34	Misty Meadows	F/C	6-0	Jr.	Atoka, Okla.
43	Anita Lelas	F	6-3	So.	Zagreb, Croatia
44	Sally Burrows	C	6-3	Fr.	Aledo, Texas
45	Kristina Hayworth	C	6-4	Jr.	China Spring, Texas
55	Karen Clayton	C	6-2	Fr.	Southlake, Texas

1998-99 ROSTER
COACH: MIKE PETERSEN

NO.	NAME	POS.	HT.	YR.	HOMETOWN
11	Amy Sutton	G	5-9	So.	Gunter, Texas
12	Jill Sutton	G	5-9	So.	Gunter, Texas
13	Jodi Harlum	G	5-8	Fr.	Lithgow, Australia
15	Ginger Usher	F	5-11	Sr.	Keller, Texas
21	Zakiyyah Johnson	G/F	5-11	Jr.	Los Angeles, Calif.
22	Sally Spencer	F	5-11	So.	Hillsboro, Texas
24	Shonda Mack	F	5-10	Jr.	Grant, Okla.
30	Quinn Tedder	C/F	6-2	Fr.	Lindale, Texas
31	Krista Watson	G	5-6	So.	Austin, Texas
32	Diamond Jackson	G	5-10	Jr.	Cedar Hill, Texas
34	Misty Meadows	F/C	6-0	Sr.	Atoka, Okla.
35	Tricia Payne	G	5-11	Fr.	Duncan, Okla.
43	Anita Lelas	F	6-2	So.	Zagreb, Croatia
44	Sally Burrows	C	6-3	Fr.	Aledo, Texas
55	Karen Clayton	C	6-2	So.	Southlake, Texas

1999-2000 ROSTER
COACH: JEFF MITTIE

NO.	NAME	POS.	HT.	YR.	HOMETOWN
11	Amy Sutton	G	5-9	Jr.	Gunter, Texas
12	Jill Sutton	G	5-9	Jr.	Gunter, Texas
13	Jodi Harlum	G	5-8	So.	Lithgow, Australia
14	Janice Thomas	G/F	6-0	Jr.	Los Angeles, Calif.
22	Sally Spencer	F	5-11	Jr.	Hillsboro, Texas
24	Shonda Mack	F	5-10	Sr.	Grant, Okla.
30	Quinn Tedder	C	6-2	So.	Lindale, Texas
31	Halisi Johnson	F	5-11	Fr.	Richardson, Texas
32	Diamond Jackson	G	5-10	Sr.	Cedar Hill, Texas
35	Tricia Payne	G	5-11	So.	Duncan, Okla.
44	Sally Burrows	C	6-3	So.	Aledo, Texas
45	Kim Walter	C	6-2	Fr.	Richardson, Texas
55	Karen Clayton	C	6-2	Jr.	Southlake, Texas

**2000-01 ROSTER****COACH: JEFF MITTIE**

NO.	NAME	POS.	HT.	YR.	HOMETOWN
0	Catricee Webster	G	5-9	Fr.	Memphis, Tenn.
4	DeeDee Favors	G/F	5-9	Fr.	Daingerfield, Texas
11	Amy Sutton	G	5-9	Sr.	Gunter, Texas
12	Jill Sutton	G	5-9	Sr.	Gunter, Texas
14	Janice Thomas	F	6-0	Sr.	Los Angeles, Calif.
20	Ashanti Nix	G	5-5	Jr.	Levelland, Texas
22	Sally Spencer	G/F	5-11	Sr.	Hillsboro, Texas
23	Tiffany Evans	F	6-2	Fr.	Carrollton, Texas
30	Ebony Shaw	G	5-10	Fr.	Fort Worth, Texas
31	Quinn Tedder	F	6-0	Jr.	Lindale, Texas
33	Kati Safaritova	F	6-2	Jr.	Samorin, Slovakia
35	Tricia Payne	G	5-11	Jr.	Duncan, Okla.
45	Kim Walter	C	6-1	So.	Richardson, Texas
55	Karen Clayton	C	6-2	Sr.	Southlake, Texas

2001-02 ROSTER**COACH: JEFF MITTIE**

NO.	NAME	POS.	HT.	YR.	HOMETOWN
3	Candace Baldwin	G	5-9	Jr.	Los Angeles, Calif.
10	Amy Pack	F	6-0	Jr.	Stephenville, Texas
11	Ashley Browning	G	6-1	Fr.	Plano, Texas
20	Ashanti Nix	G	5-5	Sr.	Levelland, Texas
21	Joi Harris	G	5-2	Jr.	El Paso, Texas
22	DeeDee Favors	G/F	5-9	So.	Daingerfield, Texas
23	Tiffany Evans	F	6-2	So.	Carrollton, Texas
24	Niki Newton	F	6-0	Fr.	Crowley, Texas
25	Maranda Hankerson	G	5-5	Fr.	Fort Lauderdale, Fla.
30	Ebony Shaw	G	5-10	So.	Fort Worth, Texas
31	Quinn Tedder	F	6-0	Sr.	Lindale, Texas
33	Kati Safaritova	F	6-2	Sr.	Samorin, Slovakia
35	Tricia Payne	G	5-11	Sr.	Duncan, Okla.
40	Grace Gantt	F	6-0	Jr.	San Marcos, Texas
50	Sandora Irvin	F	6-4	Fr.	Fort Lauderdale, Fla.
51	Lindsey Prewitt	C	6-8	Fr.	Lafayette, La.

2002-03 ROSTER**COACH: JEFF MITTIE**

NO.	NAME	POS.	HT.	YR.	HOMETOWN
3	Candace Baldwin	G	5-9	Sr.	Los Angeles, Calif.
11	Ashley Browning	G	6-1	So.	Plano, Texas
12	Kim Ortega	G	5-8	Jr.	Logandale, Nev.
20	Andrea Honer	G	5-9	Fr.	Minden, Nev.
23	Tiffany Evans	F	6-2	Jr.	Carrollton, Texas
24	Niki Newton	F	6-0	So.	Crowley, Texas
25	Amy Pack	F	6-0	Jr.	Stephenville, Texas
30	Ebony Shaw	G	5-10	Jr.	Fort Worth, Texas
34	Ashley Davis	F	6-2	Fr.	San Antonio, Texas
35	Tricia Payne	G	5-11	Sr.	Duncan, Okla.
40	Grace Gantt	F	6-0	Sr.	San Marcos, Texas
44	Stephanie Faulkner	C	6-4	Jr.	Omaha, Neb.
45	Tracy Wynn	F	6-3	Jr.	Booker, Texas
50	Sandora Irvin	F	6-4	So.	Fort Lauderdale, Fla.
51	Lindsey Prewitt	C	6-8	Fr.	Lafayette, La.

2003-04 ROSTER**COACH: JEFF MITTIE**

NO.	NAME	POS.	HT.	YR.	HOMETOWN
3	Amy Pack	F	6-0	Sr.	Stephenville, Texas
5	JimAnne Baker	G	5-11	Fr.	Cisco, Texas
11	Natasha Lacy	G	5-10	Fr.	El Paso, Texas
12	Kim Ortega	G	5-8	Sr.	Logandale, Nev.
23	Tiffany Evans	F	6-2	Sr.	Carrollton, Texas
24	Niki Newton	F	6-0	Jr.	Crowley, Texas
30	Ebony Shaw	G	5-10	Sr.	Fort Worth, Texas
33	Adrienne Ross	G	5-8	Fr.	Hobbs, N.M.
34	Ashley Davis	F	6-0	Fr.	San Antonio, Texas
40	Jenna Lohse	F	6-2	Fr.	Fort Worth, Texas
41	Psyché Butler	G	5-9	Fr.	Garland, Texas
44	Stephanie Faulkner	C	6-3	Jr.	Omaha, Neb.
45	Tracy Wynn	F	6-2	Sr.	Booker, Texas
50	Sandora Irvin	F	6-3	Jr.	Fort Lauderdale, Fla.

2004-05 ROSTER**COACH: JEFF MITTIE**

NO.	NAME	POS.	HT.	YR.	HOMETOWN
3	Stephanie Thiel	G	5-9	Jr.	Nazareth, Texas
5	JimAnne Baker	G	5-11	Fr.	Cisco, Texas
10	Moneka Knight	G	5-7	Fr.	Las Vegas, Nev.
11	Natasha Lacy	G	5-10	So.	El Paso, Texas
14	Lorie Butler-Rayford	F	5-11	Fr.	Inglewood, Calif.
20	Amanda Holmes	F	6-2	Fr.	Topeka, Kan.
22	Vanessa Clementino	F	6-2	Jr.	Aracatuba, Brazil
24	Niki Newton	F	6-0	Sr.	Crowley, Texas
31	Marissa Rivera	F	6-2	Fr.	Chula Vista, Calif.
33	Adrienne Ross	G	5-8	So.	Hobbs, N.M.
34	Ashley Davis	F	6-0	So.	San Antonio, Texas
40	Jenna Lohse	F	6-2	Fr.	Fort Worth, Texas
42	Ashley Goodwin	C	6-3	Fr.	Columbia, S.C.
50	Sandora Irvin	F	6-3	Sr.	Fort Lauderdale, Fla.

2005-06 ROSTER**COACH: JEFF MITTIE**

NO.	NAME	POS.	HT.	YR.	HOMETOWN
00	Brittany Purdom	F	6-3	Fr.	Rialto, Calif.
3	Stephanie Thiel	G	5-9	Sr.	Nazareth, Texas
5	JimAnne Hejny	G	5-11	So.	Cisco, Texas
10	Moneka Knight	G	5-7	So.	Las Vegas, Nev.
11	Natasha Lacy	G	5-10	Jr.	El Paso, Texas
14	Lorie Butler-Rayford	F	5-11	So.	Inglewood, Calif.
21	Whitney Regian	G	5-8	Fr.	Aledo, Texas
22	Vanessa Clementino	F	6-2	Sr.	Aracatuba, Brazil
31	Marissa Rivera	F	6-2	Fr.	Chula Vista, Calif.
33	Adrienne Ross	G	5-8	So.	Hobbs, N.M.
34	Ashley Davis	F	6-0	Jr.	San Antonio, Texas
40	Jenna Lohse	F	6-2	So.	Fort Worth, Texas
55	Micaela Younger	C	6-3	Fr.	Dover, Del.

2006-07 ROSTER
COACH: JEFF MITTIE

NO.	NAME	POS.	HT.	YR.	HOMETOWN
00	Brittany Purdom	F	6-3	So.	Rialto, Calif.
5	JimAnne Hejny	G	5-11	Jr.	Cisco, Texas
10	Moneka Knight	G	5-7	Jr.	Las Vegas, Nev.
11	Helen Roden	G	5-8	Jr.	Melborne, Australia
14	Lorie Butler-Rayford	F	5-11	Jr.	Inglewood, Calif.
15	Emily Carter	F	6-1	Fr.	Bossier City, La.
21	Shayla Moore	G	5-6	Fr.	Denison, Texas
31	Marissa Rivera	F	6-2	So.	Chula Vista, Calif.
32	Danielle Nunn	G	5-9	Fr.	Arlington, Texas
33	Adrienne Ross	G	5-8	Jr.	Hobbs, N.M.
34	Ashley Davis	G/F	6-0	Sr.	San Antonio, Texas
40	Jenna Lohse	F	6-2	Jr.	Fort Worth, Texas
42	Hanna Biernacka	F	6-1	Sr.	Stockholm, Sweden
55	Micaela Younger	C	6-3	So.	Dover, Del.
--	Lauren Roberts	C	6-3	So.	Phoenix, Ariz.

2007-08 ROSTER
COACH: JEFF MITTIE

NO.	NAME	POS.	HT.	YR.	HOMETOWN
4	Helena Sverrisdottir	G/F	6-2	Fr.	Hafnarfjordur, Iceland
10	Moneka Knight	G	5-7	Sr.	Las Vegas, Nev.
11	Helen Roden	G	5-8	Sr.	Melborne, Australia
14	Lorie Butler-Rayford	F	5-11	Sr.	Inglewood, Calif.
15	Emily Carter	G	6-1	RFr.	Bossier City, La.
21	Shayla Moore	G	5-6	So.	Denison, Texas
32	Danielle Nunn	G	5-9	So.	Arlington, Texas
33	Adrienne Ross	G	5-8	Sr.	Hobbs, N.M.
40	Jenna Lohse	F	6-2	Sr.	Fort Worth, Texas
42	Micah Garoutte	F	6-2	Fr.	Plano, Texas
55	Micaela Younger	C	6-3	Jr.	Dover, Del.
--	Chantelle John	F	6-2	Jr.	Scarborough, Ont.
--	TK LaFleur	G	5-8	Jr.	Houston, Texas
--	Eboni Mangum	G	5-8	Jr.	Houston, Texas

2008-09 ROSTER
COACH: JEFF MITTIE

NO.	NAME	POS.	HT.	YR.	HOMETOWN
1	Antoinette Thompson	G	5-7	Fr.	Fort Worth, Texas
3	Amanda Sims	G	5-10	Fr.	Fullerton, Calif.
4	Helena Sverrisdottir	G/F	6-1	So.	Hafnarfjordur, Iceland
12	TK LaFleur	G	5-8	Jr.	Houston, Texas
15	Emily Carter	G	6-1	So.	Bossier City, La.
21	Shayla Moore	G	5-6	Jr.	Denison, Texas
22	Tolu Omotola	F	6-3	Fr.	Sugar Land, Texas
24	Eboni Mangum	G	5-8	Jr.	Houston, Texas
41	Rachel Rentschler	F	6-2	So.	Keller, Texas
42	Micah Garoutte	C	6-2	So.	Plano, Texas
44	Chantelle John	F	6-2	Jr.	Scarborough, Ont.
55	Micaela Younger	C	6-3	Sr.	Dover, Del.

2009-10 ROSTER
COACH: JEFF MITTIE

NO.	NAME	POS.	HT.	YR.	HOMETOWN
1	Antoinette Thompson	G	5-7	So.	Fort Worth, Texas
4	Helena Sverrisdottir	G/F	6-1	Jr.	Hafnarfjordur, Iceland
5	Ida Trygeddson	F	5-9	Fr.	Aarhus, Denmark
11	Starr Crawford	F	6-0	Fr.	Arlington, Texas
12	TK LaFleur	G	5-8	Sr.	Houston, Texas
15	Emily Carter	G	6-1	Jr.	Bossier City, La.
22	Delisa Gross	F	6-2	Fr.	Waco, Texas
23	Hannah Christian	G	5-7	Fr.	Aledo, Texas
24	Eboni Mangum	G	5-8	Sr.	Houston, Texas
42	Micah Garoutte	C	6-2	Jr.	Plano, Texas
41	Rachel Rentschler	F	6-2	Jr.	Keller, Texas
44	Chantelle John	F	6-2	Sr.	Scarborough, Ont.

2010-11 ROSTER
COACH: JEFF MITTIE

NO.	NAME	POS.	HT.	YR.	HOMETOWN
1	Antoinette Thompson	G	5-7	Jr.	Fort Worth, Texas
2	Whitney Williams	G	5-7	Jr.	Fort Worth, Texas
3	Jacqueline Chandler	G	5-2	Fr.	Cleburne, Texas
4	Helena Sverrisdottir	G/F	6-1	Sr.	Hafnarfjordur, Iceland
5	Meagan Henson	G	5-0	Fr.	Yukon, Okla.
11	Starr Crawford	F	6-0	So.	Arlington, Texas
15	Emily Carter	G	6-1	Sr.	Bossier City, La.
21	Latricia Lovings	C	6-2	Fr.	Fort Worth, Texas
22	Delisa Gross	F	6-2	So.	Waco, Texas
23	Hannah Christian	G	5-7	So.	Aledo, Texas
32	Aron Garcia	F	6-2	Fr.	Houston, Texas
33	Briesha Wynn	G/F	6-0	Fr.	Fort Worth, Texas
41	Rachel Rentschler	F	6-2	Sr.	Keller, Texas
42	Micah Garoutte	C	6-2	Sr.	Plano, Texas

2011-12 ROSTER
COACH: JEFF MITTIE

NO.	NAME	POS.	HT.	YR.	HOMETOWN
1	Antoinette Thompson	G	5-7	Sr.	Fort Worth, Texas
2	Whitney Williams	G	5-7	Jr.	Fort Worth, Texas
4	Chelsea Prince	F	5-11	Fr.	Fort Worth, Texas
5	Meagan Henson	G	5-0	So.	Yukon, Okla.
11	Starr Crawford	F	6-0	So.	Arlington, Texas
15	Elizabeth Nagel	G	5-10	So.	Fayetteville, Ark.
21	Latricia Lovings	C	6-2	So.	Fort Worth, Texas
22	Delisa Gross	F	6-2	Jr.	Waco, Texas
23	Logan Mittie	G	5-8	Fr.	Aledo, Texas
24	Natalie Ventress	G	5-11	Fr.	Fort Worth, Texas
25	Jazz Parker	G	5-8	Fr.	Houston, Texas
33	Briesha Wynn	G	6-0	So.	Fort Worth, Texas
44	Ashley Colbert	C	6-3	Fr.	Fort Worth, Texas

2012-13 ROSTER**COACH: JEFF MITTIE**

NO.	NAME	POS.	HT.	YR.	HOMETOWN
2	Whitney Williams	G	5-7	Sr.	Fort Worth, Texas
3	Veja Hamilton	G	5-10	Fr.	Spring, Texas
4	Chelsea Prince	F	5-11	So.	Fort Worth, Texas
5	Meagan Henson	G	5-0	Jr.	Yukon, Okla.
11	Kamy Cole	G	5-9	Fr.	Brock, Texas
14	Zahna Medley	G	5-6	Fr.	Springfield, Ill.
21	Latricia Lovings	C	6-2	Jr.	Fort Worth, Texas
22	Delisa Gross	F	6-2	Sr.	Waco, Texas
23	Logan Mittie	G	5-8	So.	Aledo, Texas
24	Natalie Ventress	G	5-11	So.	Fort Worth, Texas
32	Caitlin Diaz	F	6-1	Fr.	Houston, Texas
33	Donielle Breaux	G	5-10	So.	Missouri City, Texas
44	Ashley Colbert	C	6-3	So.	Fort Worth, Texas

2013-14 ROSTER**COACH: JEFF MITTIE**

NO.	NAME	POS.	HT.	YR.	HOMETOWN
2	Alexann Yancey	G	5-8	Sr.	Plano, Texas
3	Veja Hamilton	G	5-10	So.	Spring, Texas
4	Chelsea Prince	F	5-11	Jr.	Fort Worth, Texas
5	Meagan Henson	G	5-0	Sr.	Yukon, Okla.
13	Klara Bradshaw	C	6-6	Fr.	Emory, Texas
14	Zahna Medley	G	5-6	So.	Springfield, Ill.
15	Jada Butts	F	5-10	Fr.	Lewisville, Texas
21	Latricia Lovings	C	6-3	Sr.	Fort Worth, Texas
23	AJ Alix	G	5-6	Fr.	Bellaire, Texas
24	Natalie Ventress	G	5-10	Jr.	Fort Worth, Texas
32	Caitlin Diaz	F	6-1	So.	Houston, Texas
33	Donielle Breaux	G	5-10	Jr.	Missouri City, Texas
34	Alexia Standish	G	5-8	Jr.	Colleyville, Texas
55	Carol Willie	C	6-2	Fr.	Houston, Texas

2014-15 ROSTER**COACH: RAEGAN PEBLEY**

NO.	NAME	POS.	HT.	YR.	HOMETOWN
3	Veja Hamilton	G/F	5-10	Jr.	Spring, Texas
4	Chelsea Prince	F	5-11	Sr.	Fort Worth, Texas
11	Taylor Manning-Drake	F	6-4	Fr.	Montclair, N.J.
13	Klara Bradshaw	C	6-6	So.	Emory, Texas
14	Zahna Medley	G	5-6	Jr.	Springfield, Ill.
15	Jada Butts	G/F	5-10	So.	Lewisville, Texas
21	Sydney Coleman	F	6-1	Fr.	Cypress, Texas
23	AJ Alix	G	5-6	RFr.	Houston, Texas
24	Natalie Ventress	G	5-10	Sr.	Fort Worth, Texas
32	Caitlin Diaz	F	6-1	Jr.	Tomball, Texas
33	Donielle Breaux	G	5-10	Sr.	Missouri City, Texas
34	Alexis Standish	G	5-8	Jr.	Colleyville, Texas
45	Aiche Ndao	F	6-3	Jr.	Mbour, Senegal
55	Carol Willie	C	6-2	So.	Houston, Texas

2015-16 ROSTER**COACH: RAEGAN PEBLEY**

NO.	NAME	POS.	HT.	YR.	HOMETOWN
00	Amy Okonkwo	F	6-2	So.	Rancho Cucamonga, Calif.
1	Toree Thompson	G	5-10	So.	Broken Arrow, Okla.
3	Veja Hamilton	G/F	5-10	Sr.	Spring, Texas
14	Zahna Medley	G	5-6	Sr.	Springfield, Ill.
15	Jada Butts	G/F	5-10	Jr.	Lewisville, Texas
21	Sydney Coleman	F	6-1	So.	Cypress, Texas
22	Jordan Moore	C	6-3	Fr.	Round Rock, Texas
23	AJ Alix	G	5-6	RS-So.	Houston, Texas
31	Destynee Hives-McCray	F	6-0	RS-Sr.	Arlington, Texas
32	Caitlin Diaz	F	6-1	Sr.	Tomball, Texas
33	Adeola Akomolafe	F	6-3	Fr.	El Pason, Texas
42	Hatti Lankford	F	6-0	Fr.	OKC, Okla.
44	Claire Ferguson	C	6-3	Fr.	Olate, Kan.
45	Aiche Ndao	F	6-3	Sr.	Mbour, Senegal
55	Carol Willie	C	6-2	Jr.	Houston, Texas

2016-17 ROSTER**COACH: RAEGAN PEBLEY**

NO.	NAME	POS.	HT.	YR.	HOMETOWN
00	Amy Okonkwo	F	6-2	So.	Rancho Cucamonga, Calif.
1	Toree Thompson	G	5-10	Jr.	Broken Arrow, Okla.
3	Mikayla Christian	G	5-9	Fr.	Round Rock, Texas
4	Amber Ramirez	G	5-8	Fr.	San Antonio, Texas
5	Jayde Woods	G	6-1	Fr.	Yorba Linda, Calif.
10	Danielle Rainey	G	5-8	Fr.	Round Rock, Texas
15	Jada Butts	G/F	5-10	Sr.	Lewisville, Texas
21	Sydney Coleman	F	6-1	Jr.	Cypress, Texas
22	Jordan Moore	C	6-3	So.	Round Rock, Texas
23	AJ Alix	G	5-6	Jr.	Houston, Texas
25	Kianna Ray	G	6-1	Fr.	Austin, Texas
31	Ella Hellessey	F	6-2	Fr.	Dromana, Australia
33	Adeola Akomolafe	F	6-3	So.	El Paso, Texas
55	Carol Willie	C	6-2	Sr.	Houston, Texas

2017-18 ROSTER**COACH: RAEGAN PEBLEY**

NO.	NAME	POS.	HT.	YR.	HOMETOWN
00	Amy Okonkwo	F	6-2	Jr.	Rancho Cucamonga, Calif.
1	Toree Thompson	G	5-10	Sr.	Broken Arrow, Okla.
3	Mikayla Christian	G	5-9	So.	Round Rock, Texas
4	Amber Ramirez	G	5-8	So.	San Antonio, Texas
15	Jayde Woods	G	6-1	So.	Yorba Linda, Calif.
20	Lauren Heard	G	5-9	Fr.	Denton, Texas
21	Sydney Coleman	G	6-1	Sr.	Cypress, Texas
22	Jordan Moore	C	6-3	Jr.	Round Rock, Texas
24	Dakota Vann	G	6-0	Jr.	Oklahoma City, Okla.
25	Kianna Ray	G	6-1	So.	Austin, Texas
31	Ella Hellessey	F	6-2	So.	Dromana, Australia
33	Adeola Akomolafe	F	6-3	So.	El Paso, Texas

2018-19 ROSTER
COACH: RAEGAN PEBLEY

NO.	NAME	POS.	HT.	YR.	HOMETOWN
00	Amy Okonkwo	F	6-2	Sr.	Rancho Cucamonga, Calif.
1	Ryann Payne	G	5-6	Fr.	Valencia, Calif.
2	Becky Obinma	F	6-3	Fr.	Menifee, Calif.
5	Yummy Morris	F	6-3	Fr.	North Little Rock, Ark.
10	Jaycee Bradley	G	5-9	Sr.	Norfolk, Neb.
11	Anneli Maley	G/F	6-2	So.	Melbourne, Australia
15	Jayde Woods	G	6-1	Jr.	Yorba Linda, Calif.
20	Lauren Heard	G	5-9	So.	Denton, Texas
21	Alexandria Crain	G	5-9	Fr.	McKinney, Texas
22	Jordan Moore	C	6-3	Sr.	Round Rock, Texas
24	Dakota Vann	G	6-0	Sr.	Oklahoma City, Okla.
25	Kianna Ray	G	6-1	Jr.	Austin, Texas
31	Ella Hellessey	F	6-2	Jr.	Dromana, Australia
33	Adeola Akomolafe	F	6-1	Jr.	El Paso, Texas

2020-21 ROSTER
COACH: RAEGAN PEBLEY

NO.	NAME	POS.	HT.	YR.	HOMETOWN
0	Caroline Germond	G	5-7	Jr.	Angers, France
1	Aahliyah Jackson	G	5-10	Gr.	Ft. Smith, Ark.
4	Amari Conn	G	5-7	Fr.	Kansas City, Mo.
5	Yummy Morris	F	6-3	Jr.	North Little Rock, Ark.
10	Emma Schmidt	G	5-9	Sr.	Waukee, Iowa
11	Madi Puli	G/F	6-2	So.	Werribee, Australia
12	Aaliyah Morgan	G	6-1	Fr.	Tyler, Texas
13	Tavy Diggs	G	6-2	So.	Richardson, Texas
15	Aja Holmes	G	5-8	Fr.	Cibolo, Texas
20	Lauren Heard	G	5-9	Sr.	Denton, Texas
22	Kayla Mokwuah	C	6-4	Jr.	Longmeadow, Mass.
23	Michelle Berry	F	6-2	Gr.	Miami, Fla.
24	Adhel Tac	F	5-11	Fr.	Garland, Texas
32	Patricia Morris	F	6-7	Jr.	Duarte, Calif.

2019-20 ROSTER
COACH: RAEGAN PEBLEY

NO.	NAME	POS.	HT.	YR.	HOMETOWN
1	Ryann Payne	G	5-6	So.	Valencia, Calif.
2	Becky Obinma	C	6-3	RFr.	Menifee, Calif.
5	Yummy Morris	F	6-3	So.	North Little Rock, Ark.
10	Jaycee Bradley	G	5-10	Sr.	Norfolk, Neb.
11	Maddi Puli	G/F	6-2	Fr.	Werribee, Australia
13	Tavy Diggs	G	6-2	Fr.	Richardson, Texas
15	Jayde Woods	G	6-1	Sr.	Yorba Linda, Calif.
20	Lauren Heard	G	5-9	Jr.	Denton, Texas
21	Alexandria Crain	G	5-9	So.	McKinney, Texas
23	Michelle Berry	F	6-2	Sr.	Miami, Fla.
25	Kianna Ray	G	6-1	Sr.	Austin, Texas
31	Ella Hellessey	F	6-2	Sr.	Dromana, Australia
33	Adeola Akomolafe	F	6-1	Sr.	El Paso, Texas





BIG 12 OPPONENTS

	O	H	A	N	BIG 12
Baylor	5-42	3-20	2-20	0-2	0-20
Iowa State	10-10	6-3	4-6	0-1	10-8
Kansas	15-7	8-1	5-4	2-2	14-5
Kansas State	11-8	6-3	4-5	1-0	10-8
Oklahoma	11-23	7-9	3-14	1-0	8-11
Oklahoma State	8-14	6-4	2-10	0-0	7-11
Texas	4-46	3-20	1-22	0-4	4-15
Texas Tech	13-45	7-17	5-20	1-8	11-7
West Virginia	5-16	3-6	2-7	0-3	5-14

NON-CONFERENCE OPPONENTS

	O	H	A	N
Abilene Christian	3-7	3-3	0-3	0-1
Air Force	18-2	9-0	8-2	1-0
Alabama	1-1	1-0	0-0	0-1
Alcorn State	2-2	2-1	0-1	0-0
Angelo State	0-3	0-3	0-0	0-0
Appalachian State	0-1	0-0	0-0	0-1
Arizona	1-2	0-0	0-1	1-1
Arkansas	4-20	2-8	1-12	1-0
Arkansas-Pine Bluff	1-0	1-0	0-0	0-0
Arkansas State	1-4	1-2	0-2	0-0
Army	2-0	1-0	1-0	0-0
Auburn	1-1	1-0	0-1	0-0
Boise State	4-2	3-0	1-1	0-1
Boston College	0-1	0-0	0-0	0-1
Brown	1-0	1-0	0-0	0-0
Butler	1-1	1-0	0-1	0-0
BYU	8-11	5-4	3-5	0-2
California	2-2	0-1	1-1	1-0
Cal State Fullerton	0-1	0-0	0-0	0-1
Canisius	1-0	0-0	0-0	1-0
Central Arkansas	1-0	1-0	0-0	0-0
Central Florida	3-0	1-0	1-0	1-0
Central Oklahoma	0-1	0-0	0-0	0-1
Charlotte	4-3	2-2	1-1	1-0
Cincinnati	5-1	3-0	1-1	1-0
Colgate	1-0	1-0	0-0	0-0
Colorado	0-4	0-1	0-3	0-0
Colorado State	13-5	7-1	6-3	0-1
Columbia	1-0	1-0	0-0	0-0
Connecticut	0-1	0-0	0-1	0-0
Cooke College	1-0	1-0	0-0	0-0
Coppin State	1-0	1-0	0-0	0-0
Cornell	2-0	2-0	0-0	0-0
Creighton	0-2	0-0	0-0	0-2
Dayton	0-1	0-0	0-0	0-1
Delaware	2-0	1-0	0-0	1-0
Delaware State	1-0	0-0	0-0	1-0
DePaul	4-2	2-0	0-2	2-0
Drake	0-1	0-0	0-1	0-0
Duke	0-2	0-1	0-1	0-0
Duquesne	1-0	1-0	0-0	0-0
East Carolina	5-0	2-0	2-0	1-0
East Texas Baptist	2-0	1-0	0-0	1-0
Eastern Michigan	2-0	1-0	0-0	1-0
Eastern Washington	1-0	1-0	0-0	0-0

	O	H	A	N
Florida	1-1	1-0	0-1	0-0
Florida Gulf Coast	1-0	0-0	0-0	1-0
Florida State	1-0	0-0	0-0	1-0
Fordham	1-0	0-0	0-0	1-0
Fresno Pacific	1-0	0-0	0-0	1-0
Fresno State	6-6	5-0	1-6	0-0
George Washington	0-1	0-0	0-0	0-1
Georgia	1-7	0-3	0-3	1-1
Georgia Southern	1-0	1-0	0-0	0-0
Georgia State	1-0	1-0	0-0	0-0
Gonzaga	0-1	0-0	0-0	0-1
Grambling	6-2	6-1	0-1	0-0
Grayson College	2-0	2-0	0-0	0-0
Green Bay	1-1	0-1	1-0	0-0
Hampton	1-0	1-0	0-0	0-0
Hardin-Simmons	5-4	3-0	0-3	2-1
Hartford	0-1	0-0	0-0	0-1
Harvard	1-1	0-1	1-0	0-0
Hawaii	3-5	1-2	1-2	1-1
Hill College	1-0	1-0	0-0	0-0
Holy Cross	1-0	0-0	0-0	1-0
Houston	14-29	10-12	4-17	0-0
Houston Baptist	3-0	3-0	0-0	0-0
Howard	0-1	0-0	0-0	0-1
Howard Payne	6-0	4-0	1-0	1-0
Huston Tillotson	2-0	1-0	1-0	0-0
Idaho	4-1	2-0	0-1	2-0
Incarnate Word	3-0	3-0	0-0	0-0
Indiana	1-1	0-0	0-1	1-0
Iona	1-0	1-0	0-0	0-0
Kent State	0-1	0-0	0-0	0-1
Lamar	6-2	6-1	0-1	0-0
Lehigh	0-1	0-0	0-0	0-1
Long Beach	1-0	1-0	0-0	0-0
Long Island	3-0	0-0	1-0	2-0
Louisiana Tech	0-1	0-0	0-1	0-0
Louisville	4-2	3-0	0-2	1-0
Loyola (Chicago)	0-1	0-0	0-1	0-0
LSU	0-6	0-2	0-3	0-1
Maine	0-1	0-0	0-1	0-0
Marquette	3-1	2-0	1-1	0-0
Mary Hardin-Baylor	5-1	2-0	1-1	2-0
Maryland	1-1	1-0	0-1	0-0
McMurry	1-1	1-0	0-0	0-1
McNeese	1-1	1-0	0-0	0-1
Memphis	4-0	2-0	2-0	0-0
Miami (Fla.)	0-1	0-0	0-1	0-0
Miami (Ohio)	1-0	1-0	0-0	0-0
Michigan State	2-0	0-0	0-0	2-0
Middle Tennessee	1-2	1-0	0-1	0-1
Midwestern State	2-5	2-2	0-3	0-0
Minnesota	0-1	0-0	0-0	0-1
Mississippi State	1-1	0-0	0-0	1-1
Mississippi Valley State	1-0	1-0	0-0	0-0
Missouri	0-2	0-1	0-1	0-0
Missouri State	3-1	2-0	0-1	1-0
Montana	0-1	0-0	0-0	0-1
Montana State	2-0	2-0	0-0	0-0



	O	H	A	N		O	H	A	N
Murray State	0-1	0-0	0-0	0-1	Syracuse	1-0	0-0	0-0	1-0
Navarro College	1-0	1-0	0-0	0-0	Tarleton State	0-1	0-0	0-0	0-1
Navy	1-0	0-0	0-0	1-0	Temple	1-0	0-0	1-0	0-0
Nevada	1-1	1-0	0-1	0-0	Temple College	0-1	0-0	0-0	0-1
UNLV	15-4	8-1	7-2	0-1	Tennessee	0-4	0-2	0-2	0-0
New Mexico	12-9	7-2	4-6	1-1	Texas A&M	4-37	3-15	0-21	1-1
New Mexico State	3-2	2-0	1-1	0-1	Texas A&M-Commerce	10-6	4-1	2-2	4-3
New Orleans	1-0	1-0	0-0	0-0	Texas A&M-Corpus Christi	3-0	3-0	0-0	0-0
Nicholls State	3-0	3-0	0-0	0-0	Texas A&M-Kingsville	2-2	2-1	0-1	0-0
North Carolina	0-1	0-0	0-0	0-1	Texas Lutheran	0-1	0-0	0-1	0-0
North Carolina A&T	1-0	1-0	0-0	0-0	Texas Southern	7-0	6-0	1-0	0-0
NC State	0-2	0-1	0-1	0-0	Texas State	8-3	6-0	0-3	2-0
North Dakota State	1-0	1-0	0-0	0-0	Texas Wesleyan	8-8	3-3	4-4	1-1
North Texas	9-14	5-7	3-7	1-0	Texas Woman's	4-2	2-1	1-1	1-0
Northeastern	1-0	0-0	0-0	1-0	Trinity	1-0	0-0	1-0	0-0
Northwestern State	1-2	1-0	0-1	0-1	Troy	1-0	0-0	0-0	1-0
Notre Dame	0-3	0-1	0-2	0-0	Tulane	4-5	2-2	1-2	1-1
Ohio	1-0	1-0	0-0	0-0	Tulsa	10-6	6-0	2-5	2-1
Oklahoma Christian	0-1	0-0	0-0	0-1	UAB	4-0	2-0	2-0	0-0
Oklahoma City	1-1	0-1	1-0	0-0	UC Irvine	2-2	1-1	1-1	0-0
Ole Miss	1-3	0-1	1-1	0-1	UCLA	1-1	0-1	0-0	1-0
Oral Roberts	6-4	4-2	2-1	0-1	UC Santa Barbara	0-1	0-0	0-1	0-0
Oregon	1-2	1-0	0-0	0-2	UL Lafayette	2-0	2-0	0-0	0-0
Paul Quinn College	1-1	1-0	0-1	0-0	ULM	5-1	5-0	0-1	0-0
Penn State	1-0	0-0	0-0	1-0	UMKC	1-1	1-0	0-0	0-1
Pepperdine	3-0	1-0	1-0	1-0	USC	0-2	0-1	0-1	0-0
Phillips College	0-1	0-0	0-1	0-0	UT Arlington	18-9	16-3	2-6	0-0
Portland State	1-0	0-0	0-0	1-0	UTEP	8-7	4-0	2-5	2-2
Prairie View A&M	9-0	8-0	0-0	1-0	UTRGV	12-1	8-1	2-0	2-0
Purdue	0-2	0-0	0-1	0-1	UTSA	5-0	4-0	1-0	0-0
Queens College	1-0	0-0	1-0	0-0	Utah	9-10	6-2	3-5	0-3
Radford	1-0	1-0	0-0	0-0	Vanderbilt	1-0	1-0	0-0	0-0
Rice	20-29	12-10	5-16	3-3	Virginia	0-1	0-0	0-0	0-1
Robert Morris	1-0	1-0	0-0	0-0	Washburn	0-1	0-1	0-0	0-0
Rollins College	1-0	1-0	0-0	0-0	Washington State	0-2	0-0	0-1	0-1
Rutgers	1-2	1-0	0-1	0-1	Weatherford College	1-1	0-0	0-0	1-1
Saint Edward's	1-0	0-0	0-0	1-0	West Texas A&M	0-4	0-2	0-2	0-0
Saint Louis	7-0	2-0	2-0	3-0	Western Oklahoma State College	1-0	1-0	0-0	0-0
Saint Mary's (Calif.)	1-0	1-0	0-0	0-0	Wichita State	3-2	1-0	2-1	0-1
Saint Mary's (Texas)	4-0	2-0	1-0	1-0	William & Mary	1-0	0-0	0-0	1-0
Saint Peter's	0-1	0-0	0-1	0-0	Wyoming	11-8	6-2	3-5	2-1
Sam Houston State	15-4	13-2	1-2	1-0	Yale	1-1	1-1	0-0	0-0
San Diego State	14-6	9-0	5-5	0-1					
San Francisco	0-1	0-1	0-0	0-0					
San Jose State	6-1	2-1	3-0	1-0					
Santa Clara	1-1	1-0	0-1	0-0					
SMU	22-40	13-18	9-22	0-0					
South Alabama	1-0	1-0	0-0	0-0					
South Dakota	1-0	0-0	1-0	0-0					
South Dakota State	0-2	0-0	0-0	0-2					
South Florida	4-1	2-0	1-1	1-0					
Southern Miss	4-1	2-0	2-1	0-0					
Southeastern Oklahoma	2-2	1-0	1-1	0-1					
Southeastern Louisiana	1-0	1-0	0-0	0-0					
Southern	1-0	1-0	0-0	0-0					
Southern Utah	1-0	1-0	0-0	0-0					
Southwestern	3-2	2-1	1-1	0-0					
Stephen F. Austin	4-1	4-0	0-1	0-0					

AMERICA EAST	0-2 (.000)	BIG SKY	9-2 (.818)	MID-AMERICAN	4-1 (.800)
Maine	0-1	Eastern Washington	1-0	Eastern Michigan	2-0
Hartford	0-1	Idaho	4-1	Kent State	0-1
		Montana	0-1	Ohio	1-0
AMERICAN ATHLETIC	75-85 (.468)	Montana State	2-0	Miami (Ohio)	1-0
Central Florida	3-0	Portland State	1-0		
Cincinnati	5-1	Southern Utah	1-0	MID-EASTERN ATHLETIC	4-1 (.800)
Connecticut	0-1			Coppin State	1-0
East Carolina	5-0	BIG SOUTH	1-0 (1.000)	Delaware State	1-0
Houston	14-29	Radford	1-0	Hampton	1-0
Memphis	4-0			Howard	0-1
SMU	22-40	BIG TEN	6-7 (.462)	North Carolina A&T	1-0
South Florida	4-1	Indiana	1-1		
Temple	1-0	Maryland	1-1	MISSOURI VALLEY	4-3 (.571)
Tulane	4-5	Michigan State	2-0	Drake	0-1
Tulsa	10-6	Minnesota	0-1	Loyola (Chicago)	0-1
Wichita State	3-2	Penn State	1-0	Missouri State	3-1
		Purdue	0-2	South Dakota	1-0
ATLANTIC 10	9-2 (.818)	Rutgers	1-2		
Dayton	0-1	BIG WEST	6-9 (.400)	MOUNTAIN WEST	100-44 (.694)
Duquesne	1-0	Cal State Fullerton	0-1	Air Force	18-2
Fordham	1-0	CSUN	0-0	Boise State	4-2
George Washington	0-1	Hawaii	3-5	Colorado State	13-5
Saint Louis	7-0	Long Beach	1-0	Fresno State	6-6
		UC Irvine	2-2	Nevada	1-1
ATLANTIC COAST	6-13 (.316)	UC Santa Barbara	0-1	UNLV	15-4
Boston College	0-1			New Mexico	12-9
Duke	0-2	COLONIAL	4-0 (1.000)	San Diego State	14-6
Florida State	1-0	Delaware	2-0	San Jose State	6-1
Louisville	4-2	Northeastern	1-0	Wyoming	11-8
Miami (Fla.)	0-1	Williams & Mary	1-0		
North Carolina	0-1			NORTHEAST	4-0 (1.000)
NC State	0-2	CONFERENCE USA	46-43 (.516)	Long Island	3-0
Notre Dame	0-3	Charlotte	4-3	Robert Morris	1-0
Syracuse	1-0	Louisiana Tech	0-1		
Virginia	0-1	Middle Tennessee	1-2	OHIO VALLEY	0-1 (.000)
		North Texas	9-14	Murray State	0-1
ATLANTIC SUN	2-0 (1.000)	Rice	20-29		
Central Arkansas	1-0	Southern Miss	4-1	PAC-12	14-25 (.359)
Florida Gulf Coast	1-0	UAB	4-0	Arizona	1-2
		UTEP	8-7	California	2-2
BIG 12	82-211 (.279)	UTSA	5-0	Colorado	0-4
Baylor	5-42	HORIZON	1-1 (.500)	UCLA	1-1
Iowa State	10-10	Green Bay	1-1	USC	0-2
Kansas	15-7			Oregon	1-2
Kansas State	11-8	IVY	6-2 (.750)	Utah	9-10
Oklahoma	11-23	Brown	1-0	Washington State	0-2
Oklahoma State	8-14	Columbia	1-0		
Texas	4-46	Cornell	2-0	PATRIOT	5-1 (.833)
Texas Tech	13-45	Harvard	1-1	Army	2-0
West Virginia	5-16	Yale	1-1	Colgate	1-0
				Holy Cross	1-0
BIG EAST	8-6 (.571)	METRO ATLANTIC	2-1 (.667)	Lehigh	0-1
Butler	1-1	Canisius	1-0	Navy	1-0
Creighton	0-2	Iona	1-0		
DePaul	4-2	Saint Peter's	0-1		
Marquette	3-1				



SOUTHEASTERN	14-83 (.144)
Alabama	1-1
Arkansas	4-20
Auburn	1-1
Florida	1-1
Georgia	1-7
LSU	0-6
Mississippi State	1-1
Missouri	0-2
Ole Miss	1-3
Tennessee	0-4
Texas A&M	4-37

SOUTHERN	0-0 (.000)
--	--

SOUTHLAND	44-17 (.721)
Abilene Christian	3-7
Houston Baptist	3-0
Incarnate Word	3-0
Lamar	6-2
McNeese	1-1
New Orleans	1-0
Nicholls State	3-0
Northwestern State	1-2
Sam Houston State	15-4
Southeastern Louisiana	1-0
Stephen F. Austin	4-1
Texas A&M-Corpus Christi	3-0

SOUTHWESTERN	27-4 (.871)
Alcorn State	2-2
Arkansas-Pine Bluff	1-0
Grambling	6-2
Mississippi Valley State	1-0
Prairie View A&M	9-0
Southern	1-0
Texas Southern	7-0

SUMMIT	7-6 (.538)
North Dakota State	1-0
Oral Roberts	6-4
South Dakota State	0-2

SUN BELT	38-18 (.678)
Appalachian State	0-1
Arkansas State	1-4
Georgia Southern	1-0
Georgia State	1-0
South Alabama	1-0
Texas State	8-3
Troy	1-0
UL Lafayette	2-0
ULM	5-1
UT Arlington	18-9

WEST COAST	13-14 (.481)
BYU	8-11
Gonzaga	0-1
Pepperdine	3-0
Saint Mary's	1-0
Santa Clara	1-1
San Francisco	0-1

WESTERN ATHLETIC	16-5 (.761)
New Mexico State	3-2
Tarleton State	0-1
UMKC	1-1
UTRGV	12-1

NON-DIVISION I	
--	70-49 (.588)



ABILENE CHRISTIAN			3-7
Nov. 18, 1977	H	L	61-76
Feb. 11, 1978	A	L	61-92
Nov. 30, 1979	H	L	75-85
Jan. 23, 1981	A	L	73-89
Feb. 21, 1981	N11	L	82-88
Nov. 13, 1981	A	L	59-89
Dec. 4, 1981	H8	W	58-54
Feb. 13, 1982	H	W	71-65
Dec. 4, 1982	H8	L	65-69
Dec. 18, 2013	H	W	82-55

AIR FORCE			18-2
Feb. 26, 1988	A	L	72-73
Jan. 21, 1999	A	W (OT)	73-69
Feb. 20, 1999	H	W	87-66
Nov. 26, 1999	H	W	92-69
Nov. 18, 2001	A	W	71-48
Jan. 14, 2006	H	W	77-60
Feb. 15, 2006	A	W	84-79
Jan. 11, 2007	A	W	87-61
Feb. 10, 2007	H	W	86-48
Feb. 2, 2008	A	W	67-49
Mar. 5, 2008	H	W	85-50
Mar. 12, 2008	N74	W	60-47
Jan. 17, 2009	H	W	79-43
Feb. 18, 2009	A	W	67-57
Jan. 6, 2010	A	W	72-35
Feb. 6, 2010	H	W	77-47
Jan. 29, 2011	A	L	55-60
Mar. 2, 2011	H	W	88-51
Jan. 25, 2012	A	W	66-44
Feb. 22, 2012	H	W	61-31

ALABAMA			1-1
Dec. 29, 1998	N45	L	71-92
Dec. 1, 2017	H91	W	88-67

ALCORN STATE			2-2
Jan. 2, 1996	H	L	59-65
Dec. 10, 1996	A	L	65-81
Dec. 20, 2016	H	W	95-39
Dec. 29, 2018	H	W	88-31

ANGELO STATE			0-3
Nov. 22, 1980	H	L	52-60
Jan. 22, 1982	H	L	68-77
Feb. 17, 1982	H	L	52-71

APPALACHIAN STATE			0-1
Jan. 2, 1988	N22	L	69-76

ARIZONA			1-2
Nov. 19, 2006	N69	L (OT)	56-59
Nov. 24, 2017	N92	W	68-59
April 3, 2019	A89	L	53-59

ARKANSAS			4-20
Jan. 11, 1983	A	L	44-105

Jan. 14, 1984	H	L	46-55
Feb. 22, 1984	A	L	67-83
Jan. 8, 1985	A	L	54-74
Feb. 9, 1985	H	L	69-92
Jan. 4, 1986	H	L	61-94
Feb. 4, 1986	A	L	59-109
Jan. 3, 1987	A	L	55-94
Jan. 31, 1987	H	L	53-76
Jan. 9, 1988	A	L	75-87
Feb. 9, 1988	H	W	73-69
Jan. 10, 1989	H	L	69-83
Feb. 11, 1989	A	L	70-77
Jan. 13, 1990	A	L	65-86
Feb. 13, 1990	H	L	65-85
Jan. 16, 1991	H	L	62-95
Feb. 16, 1991	A	L	46-82
Feb. 1, 1995	A	L	64-105
Dec. 21, 1995	H	L	52-83
Dec. 30, 2000	A	L	65-81
Dec. 29, 2001	N50	W	60-58
Nov. 25, 2002	A	L	66-76
Dec. 6, 2003	H	W (OT)	67-62
Mar. 28, 2019	A89	W	82-78

ARKANSAS-PINE BLUFF			1-0
Dec. 1, 1999	H	W	86-59

ARKANSAS STATE			1-4
Nov. 18, 1997	A	L	72-91
Jan. 4, 1999	H	L	76-83
Dec. 4, 1999	H47	L	67-73
Dec. 5, 2004	A	L	64-68
Dec. 22, 2005	H	W	91-67

ARMY			2-0
Dec. 12, 2018	H93	W	63-38
Nov. 26, 2019	A	W	66-52

AUBURN			1-1
Nov. 26, 1994	A35	L	32-78
Dec. 7, 2019	H91	W	80-65

BAYLOR			5-42
Jan. 22, 1983	H	L	41-62
Jan. 18, 1984	A	L	61-77
Feb. 18, 1984	H	L	74-81
Jan. 12, 1985	H	L	73-81
Feb. 13, 1985	A	L	63-74
Jan. 8, 1986	A	L	61-79
Feb. 8, 1986	H	L	77-80
Jan. 6, 1987	H	L	66-78
Feb. 4, 1987	A	W	61-58
Jan. 6, 1988	H	W	69-55
Feb. 6, 1988	A	L	60-62
Jan. 7, 1989	A	L	68-72
Feb. 7, 1989	H	W	79-68
Jan. 27, 1990	A	W	73-70
Feb. 28, 1990	H	W	83-76
Jan. 12, 1991	A	L (OT)	84-87

Feb. 13, 1991	H	L	56-85
Jan. 22, 1992	A	L	56-79
Feb. 22, 1992	H	L	59-70
Jan. 13, 1993	H	L	74-83
Feb. 10, 1993	A	L	78-103
Jan. 15, 1994	A	L	83-101
Feb. 12, 1994	H	L	84-86
Jan. 18, 1995	H	L	74-81
Feb. 15, 1995	A	L	54-93
Jan. 20, 1996	A	L	50-99
Feb. 17, 1996	H	L	85-92
Jan. 2, 2013	H	L	35-74
Feb. 16, 2013	A	L	45-78
Jan. 11, 2014	A	L	46-80
Feb. 22, 2014	H	L	46-69
Jan. 27, 2015	H	L	67-89
Feb. 21, 2015	A	L	75-91
Jan. 9, 2016	A	L	55-72
Feb. 10, 2016	H	L	75-81
Jan. 11, 2017	A	L	54-77
Feb. 12, 2017	H	L	73-91
Feb. 10, 2018	A	L	63-83
Feb. 24, 2018	H	L	53-85
Mar. 4, 2018	N88	L	48-94
Jan. 12, 2019	H	L	55-79
Feb. 9, 2019	A	L	71-89
Jan. 22, 2020	H	L	57-66
Feb. 12, 2020	A	L	62-81
Jan. 2, 2021	H	L	50-74
Jan. 26, 2021	A	L	49-82
Mar. 12, 2021	N95	L	55-92

BOISE STATE			4-2
Dec. 10, 1982	A15	L	61-84
Dec. 22, 1991	N32	L	83-93
Mar. 23, 2008	H75	W	85-56
Jan. 21, 2012	A	W	74-68
Feb. 18, 2012	H	W	73-69
Dec. 1, 2019	H93	W	77-65

BOSTON COLLEGE			0-1
Nov. 27, 2008	N76	L	68-77

BROWN			1-0
Jan. 1, 2001	H	W	80-42

BUTLER			1-1
Dec. 1, 2015	A	L	53-65
Nov. 30, 2016	H	W	73-47

BYU			8-11
Dec. 12, 1987	H	W	80-74
Jan. 18, 1997	A	L	91-99
Feb. 13, 1997	H	L	57-73
Dec. 22, 2001	H	L	71-74
Nov. 29, 2003	A	W	79-74
Jan. 25, 2006	H	L	64-67
Feb. 25, 2006	A	L	56-73
Mar. 10, 2006	N67	L	53-63

Feb. 1, 2007	A	L	65-69
Mar. 3, 2007	H	W	62-48
Feb. 5, 2008	H	W	73-54
Mar. 8, 2008	A	W	72-61
Jan. 13, 2009	H	L	46-62
Feb. 14, 2009	A	W	75-55
Feb. 3, 2010	H	W	64-40
Mar. 2, 2010	A	L	65-70
Jan. 19, 2011	H	W	54-51
Feb. 19, 2011	A	L	60-70
Nov. 23, 2018	N94	L	58-61

CALIFORNIA			2-2
Dec. 21, 1989	A27	L	55-94
Nov. 26, 2004	N63	W	96-89
Nov. 23, 2007	H	L	55-74
Dec. 7, 2008	A77	W	82-73

CAL STATE FULLERTON			0-1
Dec. 1, 1984	N20	L	51-66

CANISIUS			1-0
Dec. 30, 1987	N22	W	74-52

CENTRAL ARKANSAS			1-0
Nov. 28, 2020	H	W	65-48

CENTRAL FLORIDA			3-0
Dec. 31, 1987	A22	W	65-59
Nov. 27, 1994	N35	W	65-55
Nov. 16, 2012	H	W	61-55

CENTRAL OKLAHOMA			0-1
Mar. 11, 1982	N14	L	71-86

CHARLOTTE			4-3
Jan. 25, 2002	A	L	67-81
Jan. 26, 2003	H	L	61-64
Mar. 8, 2003	N57	W	78-65
Feb. 15, 2004	A	W	100-91
Mar. 5, 2004	H60	W	89-73
Feb. 18, 2005	H	W	76-51
Nov. 14, 2012	H	L	68-82

CINCINNATI			5-1
Jan. 18, 2002	H	W	73-57
Jan. 17, 2003	A	L	61-68
Mar. 9, 2003	N57	W (OT)	85-76
Jan. 25, 2004	H	W	73-57
Jan. 23, 2005	A	W	68-51
Mar. 31, 2019	H89	W	69-55

COLGATE			1-0
Dec. 3, 1999	H47	W	91-58

COLORADO			0-4
Dec. 7, 1993	H	L	56-101
Nov. 28, 1995	A	L	48-96
Mar. 30, 2008	A75	L (OT)	90-96

Mar. 19, 2014	A89	L	71-78
---------------	-----	---	-------

COLORADO STATE			13-5
Dec. 11, 1993	A	L	69-92
Jan. 13, 1999	H	L	76-89
Feb. 11, 1999	A	L	66-89
Jan. 21, 2006	A	W	63-73
Feb. 22, 2006	H	W	83-57
Jan. 6, 2007	H	W	86-36
Feb. 7, 2007	A	W	85-67
Jan. 19, 2008	H	W	70-52
Feb. 20, 2008	A	W	76-41
Jan. 7, 2009	A	W	74-53
Feb. 7, 2009	H	W	71-59
Jan. 27, 2010	H	W	87-51
Feb. 27, 2010	A	W	73-61
Jan. 15, 2011	H	W	66-40
Feb. 16, 2011	A	W	61-53
Jan. 14, 2012	H	W	79-71
Feb. 11, 2012	A	L	59-61
Nov. 28, 2014	N90	L	62-76

COLUMBIA			1-0
Dec. 29, 1999	H	W	101-51

CONNECTICUT			0-1
Mar. 25, 2003	A58	L	66-81

COOKE COLLEGE			1-0
Nov. 17, 1978	H	W	82-62

COPPIN STATE			1-0
Dec. 8, 2007	H	W	85-55

CORNELL			2-0
Jan. 2, 2006	H	W	74-52
Nov. 10, 2019	H	W	59-49

CREIGHTON			0-2
Nov. 22, 1984	N19	L	63-70
Nov. 23, 1990	N29	L	62-73

DAYTON			0-1
Mar. 20, 2010	N80	L	66-67

DELAWARE			2-0
Dec. 10, 1989	N26	W	61-51
Nov. 16, 2007	H73	W	66-36

DELAWARE STATE			1-0
Dec. 30, 1998	N45	W	83-49

DePAUL			4-2
Feb. 22, 2002	H	W	76-72
Feb. 2, 2003	A	L	68-76
Feb. 22, 2004	H	W	73-53
Feb. 13, 2005	A	L (OT)	81-84
Mar. 5, 2005	N64	W	87-77
Dec. 21, 2007	N70	W	74-73

DRAKE			0-1
Dec. 10, 1994	A	L	52-101

DUKE			0-2
Mar. 17, 2002	A55	L	66-76
Dec. 6, 2005	H	L	52-92

DUQUESNE			1-0
Nov. 6, 2018	H	W	61-48

EAST CAROLINA			5-0
Jan. 27, 2002	A	W	58-42
Jan. 24, 2003	H	W	85-46
Mar. 6, 2003	N57	W	54-44
Feb. 13, 2004	A	W (4OT)	125-119
Feb. 20, 2005	H	W	66-41

EAST TEXAS BAPTIST			2-0
Feb. 16, 1979	N6	W	84-60
Dec. 4, 1980	H8	W	58-51

EASTERN MICHIGAN			2-0
Nov. 28, 2008	N76	W	71-55
Mar. 19, 2016	H89	W	85-81

EASTERN WASHINGTON			1-0
Dec. 4, 1998	H43	W	74-58

FLORIDA			1-1
Dec. 8, 2006	H	W	83-72
Dec. 16, 2007	A	L (OT)	76-80

FLORIDA GULF COAST			1-0
Nov. 26, 2013	N87	W	68-47

FLORIDA STATE			1-0
Dec. 20, 2003	N59	W	81-68

FORDHAM			1-0
Nov. 26, 2011	N84	W	48-47

FRESNO PACIFIC			1-0
Nov. 23, 1985	N18	W	65-49

FRESNO STATE			6-6
Nov. 17, 1984	A18	L	59-63
Nov. 24, 1985	A18	L	61-77
Jan. 10, 1998	A	L	66-72
Feb. 5, 1998	H	W	66-60
Jan. 20, 2000	A	L	75-83
Feb. 19, 2000	H	W	75-52
Jan. 14, 2001	H	W	68-55
Feb. 18, 2001	A	W	74-67
Nov. 28, 2007	H	W	75-63
Dec. 4, 2008	A	L	71-75
Nov. 18, 2009	H	W	63-52
Dec. 4, 2010	A	L	72-75



GEORGE WASHINGTON	0-1
Nov. 18, 2006 N69 L	77-82

GEORGIA	1-7
Mar. 22, 2004 N61 L	71-85
Nov. 27, 2004 N63 W	64-63
Nov. 21, 2005 H L	51-80
Dec. 17, 2006 A L	58-80
Dec. 22, 2010 H L	57-60
Nov. 11, 2011 A L	60-83
Dec. 19, 2012 H L	59-72
Nov. 16, 2014 A L	53-62

GEORGIA SOUTHERN	1-0
Dec. 1, 2000 H47 W	71-60

GEORGIA STATE	1-0
Dec. 8, 1984 H W (OT)	68-67

GONZAGA	0-1
Nov. 25, 1989 N25 L	65-72

GRAMBLING	6-2
Jan. 30, 1995 A L	56-103
Dec. 27, 1995 H L	82-98
Dec. 1, 1998 H W	95-72
Dec. 21, 2000 H W	99-55
Dec. 29, 2004 H W	79-33
Dec. 29, 2007 H W	83-51
Nov. 18, 2013 H W	95-64
Nov. 22, 2016 H W	83-47

GRAYSON COLLEGE	2-0
Nov. 17, 1979 H W	78-60
Feb. 7, 1981 H W	76-53

GREEN BAY	1-1
Dec. 3, 2002 H L	58-60
Dec. 11, 2003 A W	62-51

HAMPTON	1-0
Dec. 20, 2017 H W	90-68

HARDIN-SIMMONS	5-4
Nov. 12, 1979 H W	85-76
Jan. 15, 1980 A L	90-98
Feb. 1, 1980 N3 W	78-68
Nov. 29, 1980 N1 W	74-65
Dec. 1, 1980 H W	81-67
Jan. 24, 1981 A L	73-75
Nov. 28, 1981 N1 L (3OT)	111-121
Jan. 19, 1982 A L	52-56
Feb. 15, 1982 H W	82-71

HARTFORD	0-1
Nov. 25, 2011 N84 L	60-64

HARVARD	1-1
Dec. 6, 1992 A21 W	80-71

Jan. 7, 2012 H L	44-56
------------------	-------

HAWAII	3-5
Mar. 3, 1997 N41 L	52-67
Jan. 17, 1998 H L (OT)	79-82
Feb. 12, 1998 A L	52-74
Jan. 15, 2000 H L	62-70
Feb. 10, 2000 A L	56-72
Jan. 5, 2001 A W (OT)	72-66
Feb. 25, 2001 H W	73-67
Mar. 10, 2001 N51 W	66-58

HILL COLLEGE	1-0
Nov. 7, 1979 H W	74-70

HOLY CROSS	1-0
Nov. 28, 2002 N56 W	68-54

HOUSTON	14-29
Feb. 12, 1983 A L	55-89
Jan. 7, 1984 A L	62-69
Feb. 7, 1984 H L	58-100
Jan. 3, 1985 H L	57-75
Feb. 21, 1985 A L	59-82
Jan. 28, 1986 H L	62-85
Mar. 1, 1986 A L	73-105
Jan. 24, 1987 A L	75-102
Feb. 24, 1987 H L	58-67
Jan. 16, 1988 H W	96-79
Jan. 17, 1988 A L	72-92
Jan. 18, 1989 A L	60-92
Feb. 18, 1989 H L	62-73
Jan. 20, 1990 H W	78-70
Feb. 21, 1990 A L	58-89
Jan. 23, 1991 A L	43-97
Feb. 23, 1991 H L	48-84
Feb. 1, 1992 A L	61-90
Mar. 4, 1992 H L	56-71
Feb. 6, 1993 A L	73-86
Mar. 6, 1993 H W	76-60
Jan. 12, 1994 H W	78-72
Feb. 9, 1994 A L	73-112
Jan. 14, 1995 A L	58-80
Feb. 11, 1995 H L	68-91
Jan. 17, 1996 H L	81-99
Feb. 14, 1996 A L	72-80
Jan. 6, 2002 A W	61-49
Jan. 13, 2002 H W	78-53
Jan. 12, 2003 A L	50-64
Feb. 9, 2003 H W	60-51
Jan. 18, 2004 H L	59-61
Feb. 27, 2004 A L	71-76
Mar. 7, 2004 H60 L	75-86
Jan. 30, 2005 A W	63-55
Feb. 27, 2005 H L	52-61
Nov. 22, 2006 H W	57-46
Dec. 21, 2007 A L	68-73
Nov. 25, 2008 H W	91-72
Dec. 31, 2009 A W	66-61

Dec. 2, 2010 H W	69-57
Dec. 1, 2011 A W	80-35
Dec. 2, 2012 H W	60-51

HOUSTON BAPTIST	3-0
Nov. 15, 2009 H W	109-30
Nov. 12, 2010 H W	96-38
Nov. 14, 2014 H W	87-64

HOWARD	0-1
Dec. 2, 1988 N23 L	76-80

HOWARD PAYNE	6-0
Dec. 13, 1980 N9 W	81-69
Jan. 23, 1982 A W	54-48
Feb. 9, 1982 H W	76-71
Nov. 30, 1985 H W	89-66
Dec. 6, 1986 H W	90-54
Nov. 29, 1996 H W	126-58

HUSTON TILLOTSON	2-0
Feb. 16, 1980 H7 W	91-67
Nov. 14, 1980 A W	61-58

IDAHO	4-1
Dec. 29, 1988 H W	67-65
Nov. 24, 1989 A25 L	61-78
Dec. 6, 1991 N31 W	69-68
Jan. 8, 1993 H W	72-54
Nov. 25, 2017 N92 W	86-76

INCARNATE WORD	3-0
Dec. 2, 1997 H W	67-61
Nov. 11, 2016 H W	88-40
Nov. 25, 2020 H W	84-59

INDIANA	1-1
Mar. 15, 2002 N55 W	55-45
Mar. 28, 2018 A89 L	58-71

IONA	1-0
Jan. 5, 1994 H W	92-49

IOWA STATE	10-10
Dec. 30, 1986 A L	60-88
Nov. 26, 2010 N81 L	59-64
Jan. 12, 2013 A L	52-68
Mar. 2, 2013 H W	61-58
Jan. 2, 2014 H L	49-71
Feb. 5, 2014 A W	61-60
Jan. 7, 2015 H W	86-84
Jan. 21, 2015 A L	62-80
Jan. 27, 2016 A W	72-62
Feb. 13, 2016 H W	79-69
Jan. 15, 2017 H W	80-75
Jan. 28, 2017 A L	69-72
Jan. 30, 2018 A W	75-52
Feb. 14, 2018 H L	63-66
Jan. 9, 2019 A L	54-92



Feb. 13, 2019	H	W	76-69
Jan. 15, 2020	A	W	77-74
Feb. 16, 2020	H	W	82-72
Dec. 2, 2020	H	L	68-91
Feb. 13, 2021	A	L	81-92

KANSAS 15-7

Nov. 28, 2009	N79	W	74-69
Feb. 13, 2013	H	L	75-76
Mar. 5, 2013	A	L	67-74
Mar. 8, 2013	N86	L	61-83
Jan. 8, 2014	H	W	52-50
Feb. 12, 2014	A	L	53-62
Jan. 14, 2015	A	W	80-63
Feb. 17, 2015	H	W	73-67
Feb. 17, 2016	A	W	70-44
Feb. 29, 2016	H	W	55-52
Mar. 4, 2016	N88	L	64-81
Jan. 22, 2017	H	W	83-68
Feb. 5, 2017	A	W	80-68
Dec. 31, 2017	A	L	77-86
Jan. 20, 2018	H	W	76-66
Jan. 27, 2019	H	W	58-53
Feb. 27, 2019	A	W	76-66
Jan. 12, 2020	H	W	73-59
Feb. 8, 2020	A	W	87-74
Jan. 17, 2021	H	W (OT)	81-78
Feb. 7, 2021	A	L	72-82
Mar. 11, 2021	N95	W	75-72

KANSAS STATE 11-8

Dec. 11, 1999	N48	W	71-62
Jan. 5, 2013	A	L	58-59
Jan. 19, 2013	H	L	54-57
Feb. 19, 2014	H	W	64-44
Mar. 3, 2014	A	W	51-46
Feb. 11, 2015	A	L	79-93
Feb. 28, 2015	H	W	67-47
Jan. 2, 2016	H	W	87-73
Jan. 16, 2016	A	L	49-58
Jan. 18, 2017	A	L	63-74
Feb. 18, 2017	H	L	65-68
Jan. 24, 2018	A	W	68-63
Feb. 17, 2018	H	W	87-70
Jan. 30, 2019	A	W	61-47
Feb. 23, 2019	H	L	72-75
Feb. 1, 2020	H	W	65-61
Feb. 19, 2020	A	W	54-52
Feb. 10, 2021	H	W	78-67
Mar. 1, 2021	A	L (OT)	76-79

KENT STATE 0-1

Jan. 1, 1993	N22	L	90-106
--------------	-----	---	--------

LAMAR 6-2

Feb. 18, 1983	H	L	69-81
Mar. 3, 1996	A	L	86-109
Dec. 5, 1998	H43	W	90-80
Dec. 29, 2003	H	W	95-50

Dec. 4, 2011	H	W	73-59
Dec. 11, 2014	H	W	72-68
Mar. 15, 2018	H89	W	80-68
Dec. 9, 2021	H	W	79-53

LEHIGH 0-1

Dec. 6, 1985	N21	L	70-72
--------------	-----	---	-------

LONG BEACH 1-0

Nov. 18, 2005	H	W	71-68 (OT)
---------------	---	---	------------

LONG ISLAND 3-0

Dec. 7, 1985	N21	W	87-65
Dec. 12, 1986	A	W	81-47
Dec. 5, 1992	N21	W	80-67

LOUISIANA TECH**0-1**

Mar. 19, 2001	A52	L	59-80
---------------	-----	---	-------

LOUISVILLE 4-2

Jan. 20, 2002	H	W	57-50
Jan. 19, 2003	A	L	62-78
Jan. 23, 2004	H	W	67-42
Mar. 6, 2004	H60	W	69-59
Jan. 21, 2005	A	L	57-63
Mar. 6, 2005	N64	W	60-41

LOYOLA 0-1

Dec. 15, 1990	A	L	57-66
---------------	---	---	-------

LSU 0-6

Dec. 29, 1989	H	L	61-88
Nov. 29, 1990	A	L	38-88
Jan. 2, 1995	N37	L	70-99
Dec. 21, 1997	H44	L	74-83
Nov. 11, 2007	A73	L	54-73
Dec. 4, 2016	A91	L	61-67

MAINE 0-1

Jan. 1, 1995	A37	L	47-96
--------------	-----	---	-------

MARQUETTE 3-1

Feb. 24, 2002	H	W	72-57
Jan. 31, 2003	A	W	79-54
Feb. 20, 2004	H	W	56-47
Feb. 11, 2005	A	L	55-71

MARY HARDIN-BAYLOR 5-1

Feb. 17, 1979	N6	W	60-45
Dec. 1, 1979	H	W	79-65
Jan. 19, 1980	A	L	65-76
Jan. 31, 1980	N3	W	64-58
Jan. 27, 1981	A	W	84-52
Feb. 3, 1981	H	W	85-65

MARYLAND 1-1

Nov. 17, 2006	A	L	64-82
Nov. 14, 2008	H	W	80-68

McMURRY 1-1

Feb. 3, 1978	N3	L	62-68
Nov. 22, 1996	H	W	105-38

McNEESE 1-1

Dec. 8, 1978	N5	L	71-80
Dec. 11, 2016	H	W	74-70

MEMPHIS 4-0

Feb. 15, 2002	A	W	65-59
Feb. 16, 2003	H	W	61-53
Jan. 11, 2004	A	W	78-75
Feb. 5, 2005	H	W	74-64

MIAMI (FLA.) 0-1

Nov. 21, 2004	A62	L	57-68
---------------	-----	---	-------

MIAMI (OHIO) 1-0

Jan. 3, 2003	H	W	83-58
--------------	---	---	-------

MICHIGAN STATE 2-0

Mar. 23, 2003	N58	W	50-47
Nov. 28, 2004	N63	W	80-75

MIDDLE TENNESSEE 1-2

Dec. 17, 1988	N24	L	53-70
Dec. 29, 2019	A	L	70-82
Dec. 13, 2020	H	W	83-77

MIDWESTERN STATE 2-5

Dec. 2, 1977	H	L	59-81
Feb. 16, 1978	A	L	51-66
Nov. 28, 1978	H	W	79-62
Jan. 23, 1979	A	L	52-54
Jan. 29, 1980	A	L	64-89
Feb. 12, 1980	H	W	83-70
Dec. 6, 1980	H8	L	78-84

MINNESOTA 0-1

Nov. 27, 2009	N79	L	56-61
---------------	-----	---	-------

MISSISSIPPI VALLEY STATE 1-0

Nov. 11, 2018	H	W	96-47
---------------	---	---	-------

MISSISSIPPI STATE 1-1

Dec. 31, 1992	N22	L	85-108
Nov. 25, 2005	N66	W	72-52

MISSOURI 0-2

Dec. 31, 1989	H	L	59-67
Dec. 29, 1990	A	L	48-71

MISSOURI STATE 3-1

Dec. 10, 1999	A48	L	56-76
Dec. 15, 2001	H	W	77-44
Nov. 29, 2014	N90	W	82-68
Mar. 17, 2018	H89	W	86-51

MONTANA				0-1
Dec. 22, 1989	N27	L		45-88

MONTANA STATE				2-0
Jan. 1, 2002	H	W		82-68
Dec. 8, 2018	H	W		71-49

MURRAY STATE				0-1
Dec. 16, 1988	N24	L		56-89

NAVARRO COLLEGE				1-0
Nov. 14, 1977	H	W		66-65

NAVY				1-0
Dec. 30, 1992	N22	W		91-60

NEVADA				1-1
Jan. 12, 2001	H	W		82-66
Feb. 16, 2001	A	L		63-71

NEW MEXICO				12-9
Jan. 10, 1997	H	W		77-55
Feb. 8, 1997	A	L		57-69
Feb. 21, 1998	A	L		55-74
Feb. 26, 1998	H	L		45-81
Mar. 3, 1999	N41	L		62-74
Jan. 11, 2006	H	W		76-67
Feb. 12, 2006	A	L		63-87
Jan. 24, 2007	H	W		67-43
Feb. 25, 2007	A	L		54-75
Jan. 15, 2008	A	W		57-54
Feb. 17, 2008	H	W	(OT)	59-51
Jan. 25, 2009	A	L		63-75
Feb. 25, 2009	H	W		41-38
Jan. 30, 2010	A	L		53-60
Mar. 2, 2010	H	W		66-54
Jan. 26, 2011	H	L		54-65
Feb. 26, 2011	A	W		84-71
Mar. 11, 2011	N82	W		61-40
Jan. 28, 2012	H	W		63-56
Feb. 25, 2012	A	W		63-52
Mar. 22, 2018	H89	W		81-72

NEW MEXICO STATE				3-2
Nov. 25, 1983	A17	W		61-49
Dec. 2, 1986	H	W		86-74
Dec. 5, 1987	A	L		69-99
Dec. 7, 1996	N39	L	(OT)	77-78
Jan. 6, 2004	H	W		96-63

NEW ORLEANS				1-0
Nov. 15, 2015	H	W		85-36

NICHOLLS STATE				3-0
Nov. 21, 1997	H	W		81-49
Dec. 6, 1997	H43	W		64-54
Nov. 14, 2019	H	W		72-47

NORTH CAROLINA				0-1
Nov. 26, 2005	N66	L		54-77

NORTH CAROLINA A&T				1-0
Dec. 30, 2006	H	W		106-84

NC STATE				0-2
Dec. 6, 2009	A	L		62-76
Nov. 20, 2011	H	L		79-85

NORTH DAKOTA STATE				1-0
Feb. 22, 2005	H	W		74-43

NORTH TEXAS				9-14
Feb. 9, 1978	H	L		50-66
Feb. 10, 1981	H	W		75-68
Dec. 8, 1981	A	L		48-56
Jan. 17, 1983	A	L		70-81
Feb. 2, 1983	H	L		58-63
Dec. 5, 1983	A	W		78-76
Feb. 20, 1984	H	L		66-67
Dec. 4, 1984	H	W		78-51
Dec. 10, 1985	A	L		71-87
Dec. 9, 1986	H	L		62-65
Dec. 8, 1987	A	L		69-70
Nov. 29, 1988	H	L		78-92
Dec. 2, 1989	A	W		65-56
Nov. 24, 1990	N29	W		79-70
Jan. 3, 1991	H	L		60-61
Feb. 11, 1992	A	L		63-74
Dec. 1, 1992	H	W		86-68
Dec. 21, 1992	A	L		61-66
Dec. 21, 1993	A	L		68-71
Nov. 26, 1996	A	W		70-57
Nov. 25, 1997	H	W		73-70
Nov. 29, 2000	H	L		59-63
Dec. 31, 2003	H	W		91-53

NORTHEASTERN				1-0
Dec. 29, 1991	N33	W		69-56

NORTHWESTERN STATE				1-2
Nov. 24, 1979	N1	L		76-85
Jan. 16, 1981	A	L		60-101
Dec. 17, 2017	H	W		89-51

NOTRE DAME				0-3
Dec. 13, 1990	A	L		67-78
Dec. 12, 2015	H	L		72-88
Nov. 26, 2016	A	L		59-92

OHIO				1-0
Dec. 15, 2019	H	W		79-72

OKLAHOMA				11-23
Jan. 3, 1992	A	L		82-103
Feb. 24, 1993	H	W		79-76
Dec. 21, 1994	H	L		70-89
Feb. 28, 1995	A	L		44-92

Nov. 25, 1995	H	L		81-103
Dec. 7, 1995	A	L		47-93
Nov. 20, 1998	A	L		66-78
Dec. 7, 1999	H	L		74-94
Nov. 27, 2001	A	L		60-76
Dec. 14, 2002	H	L		64-68
Dec. 9, 2004	H	W		81-65
Nov. 30, 2005	A	L		63-77
Nov. 21, 2009	A	L		70-74
Jan. 2, 2011	H	W		76-69
Dec. 28, 2011	A	L		54-82
Jan. 9, 2013	H	L		79-85
Jan. 30, 2013	A	L		53-74
Jan. 25, 2014	A	L		52-63
Mar. 1, 2014	H	W		76-66
Jan. 17, 2015	H	L		81-97
Feb. 14, 2015	A	L		54-77
Jan. 6, 2016	H	L		65-78
Feb. 6, 2016	A	L		64-77
Jan. 1, 2017	A	L		72-87
Feb. 25, 2017	H	L		64-73
Jan. 4, 2018	A	L		71-84
Jan. 27, 2018	H	W		62-58
Mar. 3, 2018	N91	W		90-83
Jan. 22, 2019	H	W		86-71
Mar. 2, 2019	A	W		76-63
Jan. 19, 2020	A	W		82-63
Mar. 4, 2020	H	W		96-71
Feb. 24, 2021	H	L		60-76
Mar. 4, 2021	A	W		83-79

OKLAHOMA CHRISTIAN				0-1
Dec. 12, 1980	N9	L		60-65

OKLAHOMA CITY				1-1
Jan. 12, 1980	A	W		68-63
Feb. 4, 1981	H	L		66-83

OKLAHOMA STATE				8-12
Nov. 23, 1984	A19	L		51-66
Jan. 1, 1994	A34	L		52-87
Dec. 18, 2007	H	W		97-63
Dec. 14, 2008	A	L		80-85
Feb. 5, 2013	A	L		59-76
Feb. 20, 2013	H	W		64-63
Jan. 14, 2014	A	L		53-65
Jan. 29, 2014	H	L		48-49
Jan. 10, 2015	H	W		70-66
Jan. 24, 2015	A	W		71-62
Jan. 30, 2016	A	L		52-80
Feb. 20, 2016	H	W		79-65
Jan. 4, 2017	H	L		67-82
Feb. 15, 2017	A	L		70-88
Jan. 6, 2019	A	L		71-75
Feb. 3, 2019	H	W		69-55
Jan. 29, 2020	A	W		72-68
Feb. 23, 2020	H	W		49-37
Jan. 6, 2021	H	L		53-78
Jan. 9, 2021	A	L		50-69



OLE MISS			1-3
Nov. 26, 1993	H	L	67-82
Dec. 2, 1994	A36	L	56-95
Mar. 18, 2007	N72	L	74-88
Nov. 29, 2018	A91	W	55-50

ORAL ROBERTS			6-4
Dec. 21, 1985	A	L	67-79
Dec. 21, 1987	H	W	79-64
Dec. 19, 1988	A24	W	87-74
Jan. 25, 1992	H	L	69-72
Jan. 27, 1993	H	W	76-60
Jan. 8, 1994	A	W	79-63
Dec. 3, 1994	N36	L	58-90
Mar. 17, 2011	H83	L	74-78
Nov. 11, 2017	H	W	72-58
Dec. 22, 2020	H	W	62-48

OREGON			1-2
Nov. 24, 2001	N53	L	63-75
Dec. 22, 2002	H	W	76-70
Mar. 19, 2005	N65	L	55-58

PAUL QUINN COLLEGE			1-1
Nov. 12, 1980	A	L	61-84
Nov. 19, 1980	H	W	81-72

PENN STATE			1-0
Mar. 17, 2001	N52	W	77-75

PEPPERDINE			3-0
Nov. 16, 1984	N18	W (OT)	68-60
Dec. 21, 2003	A59	W	86-69
Dec. 3, 2006	H	W	74-56

PHILLIPS COLLEGE			0-1
Dec. 3, 1977	A2	L	59-98

PORTLAND STATE			1-0
Dec. 3, 1988	N23	W	81-70

PRAIRIE VIEW A&M			9-0
Dec. 9, 1978	N5	W	71-57
Dec. 14, 1996	H	W	64-43
Dec. 5, 1997	H43	W	102-54
Nov. 15, 1998	H	W	93-36
Nov. 30, 2001	H47	W	103-23
Dec. 28, 2013	H	W	76-47
Dec. 13, 2014	H	W	56-50
Nov. 24, 2015	H	W	69-60
Mar. 21, 2019	H89	W	72-41

PURDUE			0-2
Nov. 29, 2002	A56	L	74-93
Nov. 28, 2013	N87	L	68-75

QUEENS COLLEGE			1-0
Dec. 13, 1986	A	W	82-61

RADFORD			1-0
Nov. 9, 2007	H73	W	74-63

RICE			20-29
Dec. 2, 1978	H	W	59-54
Jan. 20, 1979	A	W	47-37
Feb. 17, 1979	N6	W	77-60
Dec. 8, 1979	N5	W	56-51
Jan. 6, 1981	H	W	64-54
Jan. 29, 1981	N10	L	68-70
Nov. 21, 1981	A	L	60-78
Feb. 26, 1982	N13	L	60-65
Jan. 15, 1983	H	L	59-70
Mar. 10, 1983	N16	L	69-80
Jan. 24, 1984	H	W	69-65
Feb. 11, 1984	A	L	54-58
Jan. 5, 1985	A	L	52-63
Feb. 5, 1985	H	W	72-66
Jan. 2, 1986	H	W	73-63
Feb. 1, 1986	A	L	59-87
Jan. 27, 1987	H	W (20T)	88-84
Feb. 28, 1987	A	W	80-70
Jan. 12, 1988	A	L	79-86
Feb. 13, 1988	H	W	82-66
Jan. 14, 1989	H	W	79-67
Feb. 14, 1989	A	L	76-89
Jan. 16, 1990	A	W	75-61
Feb. 17, 1990	H	W	69-60
Jan. 19, 1991	H	W	69-64
Feb. 20, 1991	A	L	55-59
Jan. 29, 1992	H	L	57-75
Feb. 29, 1992	A	L	54-65
Jan. 16, 1993	H	L	59-65
Feb. 13, 1993	A	L	66-69
Jan. 19, 1994	A	L	47-78
Feb. 16, 1994	H	L	69-73
Jan. 21, 1995	H	L	43-95
Feb. 18, 1995	A	L	54-79
Jan. 24, 1996	A	L	42-93
Feb. 21, 1996	H	L	64-79
Jan. 4, 1997	A	L	67-77
Jan. 30, 1997	H	L	67-76
Jan. 2, 1998	H	L	51-70
Jan. 29, 1998	A	L	60-84
Jan. 31, 1999	H	L	71-80
Feb. 25, 1999	A	L	47-79
Feb. 3, 2000	H	L	65-67
Mar. 4, 2000	A	W	63-62
Jan. 19, 2001	A	W	58-35
Feb. 12, 2001	H	W	72-53
Mar. 9, 2001	N51	W	76-58
Nov. 25, 2006	H	W	81-67
Dec. 6, 2007	A	L	72-84

ROBERT MORRIS			1-0
Nov. 5, 2019	H	W	66-61

ROLLINS COLLEGE			1-0
Feb. 4, 1984	H	W	97-90

RUTGERS			1-2
Dec. 8, 2001	H	W	78-67
Dec. 14, 2003	A	L	65-73
Mar. 21, 2006	N69	L	48-82

SAINT EDWARD'S			1-0
Nov. 27, 1982	N1	W	78-73

SAINT LOUIS			7-0
Dec. 8, 1990	N30	W	63-61
Feb. 17, 2002	A	W	75-66
Mar. 2, 2002	N54	W	68-57
Feb. 14, 2003	H	W	65-54
Jan. 9, 2004	A	W	69-66
Feb. 7, 2005	H	W	80-51
Dec. 6, 2008	N77	W	73-59

SAINT MARY'S (CALIF.)			1-0
Nov. 15, 1999	H46	W	62-51

SAINT MARY'S (TEXAS)			4-0
Jan. 17, 1979	H	W	69-39
Feb. 3, 1979	A	W	83-67
Feb. 20, 1981	N11	W	72-65
Dec. 12, 1997	H	W	100-46

SAINT PETER'S			0-1
Dec. 30, 1991	A33	L	59-76

SAM HOUSTON STATE			15-4
Feb. 21, 1980	A7	L	72-85
Nov. 15, 1980	A	L	50-62
Jan. 13, 1981	H	L	40-53
Feb. 11, 1985	H	L (OT)	65-67
Dec. 22, 1996	N40	W	77-69
Dec. 20, 1999	H	W	87-53
Dec. 19, 2000	A	W	86-55
Nov. 16, 2001	H	W	117-50
Nov. 22, 2004	H	W	88-63
Nov. 23, 2008	H	W	89-75
Dec. 20, 2009	H	W	83-65
Dec. 19, 2010	H	W	94-76
Dec. 18, 2011	H	W	60-49
Dec. 16, 2012	H	W	67-60
Dec. 20, 2013	H	W	78-46
Dec. 21, 2014	H	W	79-55
Nov. 13, 2015	H	W	85-59
Nov. 15, 2016	H	W	81-37
Dec. 20, 2018	H	W	72-59

SAN DIEGO STATE			14-6
Jan. 15, 1998	H	W	83-68
Feb. 14, 1998	A	L	66-72
Jan. 1, 2000	A	L	51-63
Dec. 2, 2001	H47	W	75-49
Jan. 18, 2006	A	W	77-60
Feb. 18, 2006	H	W	80-49
Jan. 28, 2007	H	W	83-57
Feb. 28, 2007	A	W	78-61

Jan. 9, 2008	H	W	86-63
Feb. 9, 2008	A	W	73-54
Mar. 14, 2008	N74	L	67-69
Jan. 28, 2009	H	W	65-62
Feb. 28, 2009	A	L	63-68
Jan. 16, 2010	H	W	80-63
Feb. 16, 2010	A	L	61-84
Jan. 5, 2011	A	W	49-47
Feb. 5, 2011	H	W	63-52
Jan. 11, 2012	A	L	46-61
Feb. 4, 2012	H	W	58-39
Nov. 24, 2018	A94	W	81-64

SAN FRANCISCO			0-1
Dec. 30, 1996	H	L	57-70

SAN JOSE STATE			6-1
Jan. 8, 1998	A	W (OT)	90-88
Feb. 7, 1998	H	L	86-91
Jan. 13, 2000	H	W	84-42
Feb. 12, 2000	A	W	66-51
Jan. 7, 2001	A	W	72-63
Feb. 27, 2001	H	W	66-54
Mar. 7, 2001	N51	W	74-53

SANTA CLARA			1-1
Jan. 3, 2002	H	W	76-66
Jan. 6, 2003	A	L	63-72

SMU			22-40
Jan. 26, 1978	H	W (OT)	77-74
Feb. 18, 1978	A	L	58-67
Nov. 14, 1978	H	L	60-61
Feb. 10, 1979	A	L	63-75
Nov. 15, 1979	A	L	65-71
Feb. 5, 1980	H	L	57-63
Nov. 30, 1982	H	L	51-54
Jan. 29, 1983	A	L	53-90
Jan. 26, 1984	H	L	72-86
Feb. 25, 1984	A	L	69-84
Jan. 19, 1985	A	L	74-94
Feb. 19, 1985	H	W	74-68
Jan. 14, 1986	H	L	70-76
Feb. 15, 1986	A	L	87-94
Jan. 14, 1987	A	L	67-71
Feb. 10, 1987	H	L	72-75
Jan. 30, 1988	H	L	59-63
Mar. 2, 1988	A	W	60-58
Feb. 1, 1989	A	L	65-83
Mar. 3, 1989	H	W	78-65
Jan. 3, 1990	A	W	76-66
Feb. 3, 1990	H	W	71-53
Jan. 5, 1991	H	W	60-53
Feb. 6, 1991	A	L	57-81
Jan. 15, 1992	H	L	46-79
Feb. 15, 1992	A	L	44-97
Jan. 20, 1993	A	L	82-86
Feb. 17, 1993	H	L	69-89
Jan. 22, 1994	H	L (OT)	84-89

Feb. 19, 1994	A	L	71-77
Jan. 25, 1995	A	L	48-94
Feb. 22, 1995	H	L	67-107
Jan. 27, 1996	H	L	65-85
Feb. 24, 1996	A	L	65-86
Jan. 25, 1997	H	L (40T)	125-127
Feb. 20, 1997	A	L	82-99
Jan. 24, 1998	A	L	66-74
Feb. 19, 1998	H	L	43-86
Jan. 9, 1999	H	L	53-67
Feb. 8, 1999	A	L	69-75
Jan. 28, 2000	A	L	63-82
Feb. 27, 2000	H	L	74-84
Feb. 9, 2001	A	W	71-63
Mar. 3, 2001	H	L	79-87
Dec. 5, 2002	H	W	77-57
Nov. 24, 2003	A	W	74-64
Dec. 2, 2004	H	W	85-65
Dec. 20, 2005	A	W	79-68
Dec. 1, 2006	H	W	83-71
Nov. 20, 2007	A	L	61-66
Dec. 30, 2008	H	L	75-79
Dec. 9, 2009	A	W	84-66
Nov. 17, 2010	H	W (20T)	87-73
Nov. 17, 2011	A	L	38-47
Nov. 28, 2012	H	W	76-70
Nov. 13, 2013	A	L (OT)	68-72
Nov. 19, 2014	H	W	73-63
Nov. 18, 2015	A	W	89-79
Nov. 20, 2016	H	W	76-67
Nov. 14, 2017	A	W	64-58
Nov. 18, 2018	H	W	65-63
Nov. 20, 2020	A	W	57-56

SOUTH ALABAMA			1-0
Dec. 31, 1999	H	W	95-55

SOUTH DAKOTA			1-0
Mar. 25, 2018	A89	W	79-71

SOUTH DAKOTA STATE			0-2
Mar. 22, 2009	N78	L	50-90
Nov. 27, 2013	N87	L	52-57

SOUTH FLORIDA			4-1
Feb. 1, 2002	A	W	69-54
Mar. 2, 2003	H	W	74-57
Feb. 2, 2004	A	L (20T)	84-89
Jan. 14, 2005	H	W	67-55
Mar. 4, 2005	N64	W	65-57

SOUTHERN			1-0
Dec. 16, 2018	H	W	69-40

SOUTHERN MISS			4-1
Feb. 8, 2002	H	W	72-37
Feb. 21, 2003	A	W	69-63
Feb. 8, 2004	H	W	76-45
Jan. 7, 2005	A	W	81-43

Mar. 22, 2015	A	L	73-77 (OT)
---------------	---	---	------------

SOUTHEASTERN LOUISIANA			1-0
Dec. 10, 2017	H	W	112-62

SOUTHEASTERN OKLAHOMA			2-2
Jan. 26, 1979	A	W	66-59
Nov. 23, 1979	N1	L	35-62
Nov. 24, 1980	A	L	65-71
Jan. 20, 1981	H	W	88-74

SOUTHERN UTAH			1-0
Dec. 20, 2015	H	W	76-47

SOUTHWESTERN			3-2
Jan. 16, 1982	A	W	49-47
Feb. 6, 1982	H	W	59-43
Dec. 3, 1982	H8	L	47-50
Jan. 31, 1983	A	L	64-72
Feb. 15, 1983	H	W	77-55

STEPHEN F. AUSTIN			4-1
Dec. 6, 1996	A39	L	76-78
Dec. 17, 2000	H	W	67-56
Dec. 4, 2013	H	W	60-52
Mar. 22, 2015	H	W	85-80
Dec. 9, 2015	H	W	88-55

SYRACUSE			1-0
Dec. 20, 2006	N70	W	74-53

TARLETON STATE			0-1
Feb. 24, 1978	N4	L	72-77

TEMPLE			1-0
Mar. 20, 2004	A61	W	70-57

TEMPLE COLLEGE			0-1
Feb. 2, 1978	N3	L	74-104

TENNESSEE			0-4
Nov. 27, 2000	H	L	61-83
Feb. 11, 2003	A	L	72-86
Jan. 2, 2004	H	L	66-74
Dec. 19, 2004	A	L	55-82

TEXAS			4-46
Feb. 5, 1983	H	L	41-107
Feb. 1, 1984	A	L	62-113
Mar. 4, 1984	H	L	63-113
Jan. 26, 1985	H	L	53-95
Feb. 27, 1985	A	L	53-77
Jan. 22, 1986	A	L	42-95
Feb. 22, 1986	H	L	44-105
Jan. 19, 1987	H	L	67-99
Feb. 17, 1987	A	L	65-110
Jan. 25, 1988	A	L	62-102
Feb. 23, 1988	H	L	50-86
Jan. 24, 1989	H	L	68-88

Feb. 24, 1989	A	L	62-100
Jan. 9, 1990	H	L	51-83
Feb. 26, 1990	A	L	51-91
Jan. 26, 1991	H	L	58-84
Feb. 27, 1991	A	L	40-77
Jan. 18, 1992	A	L	41-76
Feb. 19, 1992	H	L	55-87
Jan. 10, 1993	A	L	59-82
Mar. 3, 1993	H	L	50-75
Feb. 5, 1994	H	L	56-85
Mar. 6, 1994	A	L	70-99
Jan. 10, 1995	A	L	49-89
Feb. 8, 1995	H	L	44-109
Jan. 13, 1996	H	L	33-96
Feb. 10, 1996	A	L	82-115
Mar. 6, 1996	N28	L	78-109
Dec. 28, 2000	N50	L	49-70
Dec. 10, 2002	A	L	54-86
Feb. 2, 2013	H	L	56-61
Feb. 26, 2013	A	L	46-59
Jan. 19, 2014	H	W	54-48
Feb. 25, 2014	A	L	50-62
Feb. 1, 2015	H	W	64-59
Mar. 3, 2015	A	L	45-79
Mar. 7, 2015	N86	L	61-67
Jan. 20, 2016	H	L	58-65
Jan. 27, 2016	A	L	58-71
Jan. 7, 2017	A	L	54-83
Jan. 25, 2017	H	L	69-77
Jan. 10, 2018	H	W	79-77
Feb. 3, 2018	A	L	65-92
Jan. 19, 2019	A	L	67-73
Mar. 5, 2019	H	L	48-62
Mar. 9, 2019	N88	L	64-66
Jan. 3, 2020	A	W	65-63
Feb. 26, 2020	H	L	67-77
Jan. 20, 2021	A	L	54-71
Mar. 7, 2021	H	L	60-69

TEXAS A&M 4-37

Jan. 28, 1981	N10	L	59-69
Jan. 27, 1982	A12	L (OT)	58-66
Feb. 26, 1983	A	L	69-89
Jan. 30, 1984	A	L	69-81
Feb. 16, 1984	H	L	73-81
Jan. 15, 1985	H	L	62-85
Feb. 16, 1985	A	L	50-75
Jan. 11, 1986	A	L	47-89
Feb. 11, 1986	H	L	79-97
Jan. 10, 1987	H	L	53-63
Feb. 7, 1987	A	L (OT)	79-82
Feb. 3, 1988	A	L	63-81
Mar. 5, 1988	H	L	68-74
Jan. 3, 1989	A	L	72-84
Feb. 4, 1989	H	W	81-68
Jan. 6, 1990	H	W	55-51
Feb. 6, 1990	A	L	70-84
Jan. 9, 1991	A	L	63-71
Feb. 9, 1991	H	L	58-84

Jan. 8, 1992	A	L	50-69
Feb. 8, 1992	H	L	54-69
Jan. 23, 1993	A	L	74-79
Feb. 20, 1993	H	L	60-70
Jan. 26, 1994	H	L	70-81
Feb. 23, 1994	A	L	65-86
Jan. 28, 1995	A	L	47-101
Feb. 25, 1995	H	L	62-98
Jan. 30, 1996	H	L	67-92
Feb. 28, 1996	A	L	82-97
Mar. 19, 2006	N68	W	69-65
Dec. 2, 2007	H	L	58-68
Dec. 21, 2008	A	L	50-64
Dec. 12, 2009	H	W	56-54
Dec. 12, 2010	A	L	66-91
Dec. 11, 2011	H	L	53-68
Dec. 8, 2012	A	L	47-68
Dec. 7, 2014	H	L	71-82
Nov. 21, 2015	A	L	78-82
Dec. 8, 2016	H	L	67-75
Dec. 6, 2017	A93	L	58-71
Dec. 11, 2019	A	L	68-70

TEXAS A&M-COMMERCE 10-6

Nov. 26, 1977	N1	W	75-62
Feb. 24, 1978	N4	L	56-63
Nov. 25, 1978	N1	W	78-60
Jan. 30, 1979	H	W	73-57
Feb. 16, 1979	N6	L	52-56
Dec. 12, 1979	H	L	73-78
Feb. 8, 1980	A	L	59-64
Nov. 17, 1980	A	W	83-60
Nov. 28, 1980	N1	W	71-64
Dec. 9, 1980	H	W	54-48
Nov. 24, 1981	A	W	72-56
Nov. 27, 1981	N1	W	75-68
Jan. 25, 1982	H	W	79-68
Nov. 26, 1982	N1	L	64-67
Dec. 7, 1982	A	L	41-57
Feb. 9, 1983	H	W	65-58

TEXAS A&M-CORPUS CHRISTI 3-0

Dec. 18, 2001	H	W	62-56
Jan. 2, 2010	H	W	78-74
Dec. 29, 2012	H	W	69-38

TEXAS A&M-KINGSVILLE 2-2

Dec. 7, 1979	A5	L	69-70
Feb. 14, 1981	H11	W	77-75
Dec. 3, 1981	H8	L	75-83
Dec. 5, 1981	H8	W	85-77

TEXAS LUTHERAN 0-1

Nov. 20, 1981	A	L	63-81
---------------	---	---	-------

TEXAS SOUTHERN 7-0

Dec. 18, 1995	A	W	78-54
Dec. 30, 2002	H	W	76-16
Nov. 23, 2009	H	W	85-55

Dec. 30, 2010	H	W	76-55
Dec. 31, 2011	H	W	66-38
Nov. 22, 2014	H	W	69-52
Dec. 18, 2016	H	W	77-48

TEXAS STATE 8-3

Dec. 8, 1978	N5	W	74-70
Feb. 27, 1982	N13	W	86-65
Dec. 13, 1985	A	L	66-76
Jan. 16, 1987	H	W	73-66
Dec. 6, 1994	A	L	37-82
Nov. 24, 1998	H	W	86-75
Nov. 21, 2003	H	W	86-44
Nov. 25, 2012	A	L	80-91
Nov. 16, 2013	H	W	63-50
Nov. 18, 2017	H	W	82-58
Dec. 22, 2019	H	W	79-52

TEXAS TECH 13-45

Feb. 2, 1980	N3	L	64-94
Jan. 28, 1982	N12	L	59-71
Jan. 27, 1983	H	L	51-86
Mar. 4, 1983	A	L	51-110
Jan. 4, 1984	A	L	55-103
Jan. 21, 1984	H	L	51-72
Jan. 30, 1985	A	L	52-96
Feb. 25, 1985	H	L	31-65
Jan. 25, 1986	H	L	52-88
Feb. 26, 1986	A	L	75-98
Jan. 21, 1987	A	L	68-81
Feb. 21, 1987	H	L	69-76
Jan. 19, 1988	H	L	54-58
Feb. 20, 1988	A	L	48-73
Jan. 21, 1989	A	L	67-76
Feb. 21, 1989	H	L	68-97
Jan. 24, 1990	H	L	59-61
Feb. 10, 1990	A	L	45-76
Mar. 7, 1990	N28	L	68-76
Jan. 30, 1991	H	L	65-66
Mar. 2, 1991	A	L	57-63
Feb. 5, 1992	A	L	58-92
Mar. 7, 1992	H	L	53-75
Mar. 11, 1992	N28	L	62-89
Jan. 30, 1993	H	L	65-111
Feb. 27, 1993	A	L	74-103
Mar. 10, 1993	N28	L	50-107
Feb. 2, 1994	A	L	44-93
Mar. 2, 1994	H	L	63-89
Mar. 9, 1994	N28	L	55-103
Feb. 4, 1995	H	L	56-99
Mar. 4, 1995	A	L	43-97
Mar. 6, 1995	N28	L	36-87
Jan. 10, 1996	A	L	42-79
Feb. 7, 1996	H	L	71-90
Dec. 9, 1998	A	L	62-82
Dec. 22, 1999	H	L	57-63
Mar. 26, 2008	A75	W	81-74
Jan. 27, 2013	A	L	42-53
Feb. 9, 2013	H	L	46-64



Jan. 5, 2014	A	W	65-54
Feb. 8, 2014	H	W	72-57
Mar. 7, 2014	N88	W	75-59
Jan. 4, 2015	A	L	37-52
Feb. 8, 2015	H	W	71-60
Dec. 30, 2015	A	W	78-79
Jan. 13, 2016	H	W	69-48
Feb. 8, 2017	H	W	76-62
Feb. 27, 2017	A	L	64-79
Mar. 3, 2017	N88	L	58-76
Jan. 7, 2018	H	W	93-72
Feb. 21, 2018	A	W	72-60
Jan. 16, 2019	H	W	78-70
Feb. 6, 2019	A	W	70-63
Jan. 8, 2020	H	L	76-80
Mar. 1, 2020	A	L	83-87
Dec. 19, 2020	A	L	72-78
Jan. 23, 2021	H	W	61-53

TEXAS WESLEYAN 8-8

Nov. 25, 1977	A1	L	82-105
Feb. 14, 1978	H	L	56-59
Nov. 24, 1978	A1	L	79-103
Feb. 12, 1979	H	W	76-62
Nov. 24, 1979	A1	W	79-74
Jan. 22, 1980	H	L	80-87
Nov. 29, 1980	A1	L (OT)	87-88
Dec. 5, 1980	H8	W	77-68
Dec. 13, 1980	N9	W	74-69
Feb. 21, 1981	N11	L	79-83
Nov. 28, 1981	A1	W	87-83
Dec. 5, 1981	H8	W	71-62
Feb. 25, 1982	A13	W	77-72
Nov. 27, 1982	A1	L	50-80
Nov. 22, 1983	A	W	65-64
Dec. 1, 1983	H	L	56-71

TEXAS WOMAN'S 4-2

Jan. 24, 1978	A	L	46-56
Feb. 23, 1978	N4	W	50-46
Nov. 8, 1980	H	L	58-68
Nov. 17, 1981	A	W	57-52
Dec. 4, 1981	H8	W	57-53
Dec. 2, 1982	H8	W	67-61

TRINITY 1-0

Feb. 2, 1979	A	W	83-50
--------------	---	---	-------

TROY 1-0

Nov. 28, 1997	N42	W	73-65
---------------	-----	---	-------

TULANE 4-5

Jan. 25, 1980	H	L	69-89
Nov. 30, 1990	A	L	55-59
Nov. 27, 1991	H	W	70-66
Feb. 10, 2002	H	L (OT)	59-63
Mar. 3, 2002	N54	L (OT)	76-80
Feb. 23, 2003	A	L	65-74
Mar. 7, 2003	N57	W	78-65

Feb. 6, 2004	H	W	76-44
Jan. 9, 2005	A	W	78-66

TULSA 10-6

Dec. 4, 1977	N2	W	85-58
Dec. 3, 1983	A	L	62-82
Nov. 24, 1984	N19	W	94-50
Jan. 1, 1987	A	L	66-67
Jan. 2, 1997	A	W	76-62
Feb. 1, 1997	H	W	83-80
Jan. 4, 1998	H	W	70-54
Jan. 31, 1998	A	L	53-66
Jan. 28, 1999	H	W	80-68
Feb. 27, 1999	A	L (OT)	55-60
Jan. 8, 2000	A	L	55-68
Feb. 5, 2000	H	W	80-58
Mar. 8, 2000	N49	L	56-64
Jan. 23, 2001	H	W	71-54
Feb. 2, 2001	A	W	62-58
Dec. 20, 2011	H	W	60-43

UAB 4-0

Feb. 3, 2002	A	W	68-64
Feb. 28, 2003	H	W	74-49
Jan. 31, 2004	A	W	96-66
Jan. 16, 2005	H	W	75-34

UC IRVINE 2-2

Dec. 7, 1991	A31	W	77-69
Dec. 18, 1994	H	L	67-74
Dec. 1, 1995	A38	L	67-76
Dec. 30, 2014	H	W	78-56

UCLA 1-1

Dec. 14, 1991	H	L	58-64
Nov. 19, 2004	N62	W	65-60

UC SANTA BARBARA 0-1

Nov. 17, 1999	A46	L	61-86
---------------	-----	---	-------

UL LAFAYETTE 2-0

Dec. 1, 1993	H	W	84-58
Dec. 28, 1997	H	W	80-60

ULM 5-1

Jan. 9, 1981	H	W	66-60
Jan. 17, 1981	A	L	66-102
Nov. 28, 1998	H	W	82-46
Dec. 1, 2009	H	W	65-44
Nov. 9, 2013	H	W	86-47
Dec. 5, 2015	H	W	80-42

UMKC 1-1

Dec. 2, 1995	N38	L	50-76
Dec. 31, 2006	H	W	68-45

UNLV 15-4

Feb. 22, 1997	H	W	80-49
Feb. 27, 1997	A	W	97-67

Jan. 23, 1999	A	W	78-62
Feb. 18, 1999	H	W (OT)	64-63
Feb. 2, 2006	A	L	61-50
Mar. 4, 2006	H	W (OT)	82-77
Jan. 3, 2007	H	W	88-63
Feb. 3, 2007	A	W	75-62
Jan. 29, 2008	A	W	56-38
Mar. 1, 2008	H	W	87-57
Jan. 10, 2009	A	W	66-61
Feb. 10, 2009	H	W	75-46
Mar. 11, 2009	N74	L	75-84
Jan. 23, 2010	A	W	81-61
Feb. 23, 2010	H	W	79-64
Jan. 8, 2011	H	W	68-60
Feb. 9, 2011	A	W	71-64
Jan. 18, 2012	H	L	57-72
Feb. 15, 2012	A	L	54-55

USC 0-2

Dec. 21, 2004	H	L	70-71
Dec. 4, 2005	A	L	62-65

UT ARLINGTON 17-9

Nov. 17, 1977	A	L	64-79
Nov. 29, 1977	H	L	66-74
Nov. 20, 1978	A	L	62-91
Feb. 6, 1979	H	W	60-59
Dec. 4, 1979	H	W	76-68
Dec. 8, 1980	A	L	52-61
Nov. 30, 1981	H	L	61-69
Jan. 26, 1983	H	W	69-56
Feb. 21, 1983	A	L	60-72
Nov. 29, 1983	H	L	52-72
Dec. 7, 1983	A	L	55-69
Nov. 26, 1985	A	L	84-89
Dec. 4, 1986	H	W	75-72
Nov. 30, 1987	A	W	94-79
Dec. 18, 1987	H	W	81-61
Dec. 6, 1988	H	W	90-77
Dec. 5, 1989	A	W	60-58
Dec. 11, 1990	H	W	70-64
Dec. 2, 2000	H47	W	77-36
Dec. 2, 2003	H	W	73-43
Jan. 2, 2005	H	W	60-42
Dec. 30, 2005	H	W	70-58
Dec. 10, 2006	H	W	71-67
Jan. 4, 2008	H	W	97-42
Nov. 20, 2008	H	W	70-45
Dec. 8, 2010	H	W	81-39
Mar. 23, 2019	H89	W	71-54

UTEP 8-7

Dec. 9, 1978	N5	L	68-71
Nov. 26, 1983	N17	W	80-72
Feb. 14, 1987	A	L	56-59
Nov. 23, 1991	A	L	58-71
Dec. 12, 1992	H	W	69-61
Dec. 29, 1995	A	L	54-69
Jan. 12, 1997	H	W	67-59



Feb. 6, 1997	A	W	60-57
Mar. 2, 1998	N41	L	49-63
Mar. 1, 1999	N41	W	67-58
Jan. 22, 2000	A	W	66-59
Feb. 17, 2000	H	W	79-71
Feb. 6, 2001	H	W	80-57
Feb. 21, 2001	A	L	76-79
Mar. 24, 2016	A89	L	71-79

UTRGV 12-1

Dec. 7, 1978	N5	W	83-56
Dec. 8, 1979	N5	W	78-61
Dec. 30, 1985	H	W	82-42
Nov. 29, 1986	A	W	79-52
Nov. 29, 1987	H	W	121-53
Dec. 10, 1988	A	W	77-34
Dec. 8, 1992	H	W	85-52
Dec. 12, 1998	H	W	72-59
Jan. 5, 2012	H	L	54-56
Dec. 22, 2012	H	W	73-37
Dec. 15, 2013	H	W	73-47
Nov. 28, 2015	H	W	71-67
Mar. 17, 2016	H89	W	97-73

UTSA 5-0

Dec. 5, 1995	H	W	78-58
Nov. 16, 2008	H	W	73-60
Nov. 19, 2010	A	W	83-59
Nov. 14, 2011	H	W	65-30
Dec. 5, 2012	H	W	73-64

UTAH 9-10

Jan. 16, 1997	A	L	46-77
Feb. 15, 1997	H	L	54-71
Nov. 22, 2002	H	W	54-51
Dec. 11, 2004	A	L	72-85
Jan. 28, 2006	H	W	69-56
Mar. 2, 2006	A	W	63-62
Jan. 18, 2007	A	L	61-72
Feb. 18, 2007	H	W	74-50
Mar. 7, 2007	N71	L	67-68
Jan. 26, 2008	H	L	50-60
Feb. 27, 2008	A	L	53-68
Feb. 4, 2009	A	L	63-73
Mar. 7, 2009	H	W	53-47
Jan. 9, 2010	H	W	62-41
Feb. 10, 2010	A	W (4OT)	105-96
Mar. 12, 2010	N74	L	57-69
Jan. 22, 2011	A	W	56-46
Feb. 22, 2011	H	W	71-60
Mar. 11, 2011	N82	L (OT)	47-52

VANDERBILT 1-0

Dec. 28, 2002	H	W	70-53
---------------	---	---	-------

VIRGINIA 0-1

Nov. 27, 2010	N81	L	55-59
---------------	-----	---	-------

WASHBURN 0-1

Jan. 9, 1984	H	L	74-83
--------------	---	---	-------

WASHINGTON STATE 0-2

Dec. 11, 1982	N15	L	56-84
Nov. 30, 1984	A20	L	73-79

WEATHERFORD COLLEGE 1-1

Nov. 26, 1977	N1	L	51-66
Nov. 25, 1978	N1	W	78-56

WEST TEXAS A&M 0-4

Jan. 30, 1978	H	L	58-75
Nov. 18, 1983	A	L	49-58
Dec. 7, 1984	H	L	52-68
Jan. 16, 1986	A	L	69-86

WEST VIRGINIA 5-16

Dec. 9, 1989	N26	L	61-73
Nov. 25, 2010	N81	L	49-62
Jan. 15, 2013	A	L	50-58
Feb. 23, 2013	H	L	56-66
Feb. 1, 2014	H	L	62-66
Feb. 16, 2014	A	L	57-61
Mar. 8, 2014	N88	L	59-67
Feb. 4, 2015	A	L	71-76
Feb. 24, 2015	H	W	73-63
Jan. 24, 2016	H	L	84-97
Feb. 24, 2016	A	L	72-83
Dec. 29, 2016	H	L	61-83
Feb. 22, 2017	A	L	73-77
Dec. 28, 2017	H	L	82-87
Jan. 13, 2018	A	W (OT)	76-74
Jan. 2, 2019	H	W	62-48
Feb. 16, 2019	A	L	65-79
Jan. 26, 2020	H	W	73-60
Mar. 7, 2020	A	W	77-63
Jan. 30, 2021	H	L	70-79
Feb. 20, 2021	A	L	78-81

WESTERN OKLAHOMA STATE COLLEGE 1-0

Nov. 27, 1979	H	W	67-66
---------------	---	---	-------

WICHITA STATE 3-2

Dec. 7, 1990	N30	L (OT)	65-67
Dec. 21, 1991	A32	L	69-82
Dec. 21, 1996	A40	W	58-50
Nov. 28, 1999	H	W	86-80
Dec. 5, 2000	A	W	78-68

WILLIAM & MARY 1-0

Nov. 29, 1997	N42	W	74-63
---------------	-----	---	-------

WYOMING 11-8

Jan. 5, 1992	H	L	38-69
Dec. 9, 1993	A	L	71-81
Dec. 31, 1993	N34	W	76-63
Jan. 16, 1999	H	W	93-78
Feb. 13, 1999	A	W	88-73

Jan. 7, 2006	A	L	67-68
Feb. 8, 2006	H	W	67-59
Mar. 8, 2006	N67	W	63-55
Jan. 20, 2007	A	L	51-66
Feb. 22, 2007	H	L	50-61
Jan. 21, 2009	A	W	81-78
Feb. 21, 2009	H	W	60-47
Jan. 13, 2010	A	L	67-73
Feb. 13, 2010	H	W	78-59
Jan. 12, 2011	A	W	68-47
Feb. 12, 2011	H	W	65-54
Feb. 1, 2012	A	L	54-64
Feb. 28, 2012	H	W	58-48
Mar. 7, 2012	N85	L	44-61

YALE 1-1

Nov. 24, 2000	H	W	79-56
Nov. 21, 2017	H	L	72-82

**TOURNAMENTS/NEUTRAL SITES KEY**

- 1=Texas Wesleyan Tournament (Fort Worth, Texas)
 2=Phillips College Tournament (Borger, Texas)
 3=Angelo State Tournament (San Angelo, Texas)
 4=TAIAW Division II Zone Tournament (Wichita Falls, Texas)
 5=Texas A&I Tournament (Kingsville, Texas)
 6=Bi-Zone Tournament (Stephenville, Texas)
 7=TAIAW Division II State Tournament
 8=TCU Invitational Tournament
 9=Midwestern State Tournament (Wichita Falls, Texas)
 10=Southwest Conference Invitational (Houston, Texas)
 11=TAIAW Division II State Tournament (Belton, Texas)
 12=Southwest Conference Invitational (College Station, Texas)
 13=TAIAW Division II State Tournament at Texas Wesleyan (Fort Worth, Texas)
 14=SWAIAW Regional Championships (San Angelo, Texas)
 15=Boise State Invitational (Boise, Idaho)
 16=Southwest Conference Tournament (Austin, Texas)
 17=New Mexico State Invitational (Las Cruces, N.M.)
 18=Don-A-Deb Classic (Fresno, Calif.)
 19=Oklahoma State Cowgirl Invitational (Stillwater, Okla.)
 20=Washington State-Dial Classic (Pullman, Wash.)
 21=Harvard Classic (Boston, Mass.)
 22=Central Florida Classic (Orlando, Fla.)
 23=Taco Bell Classic (Fresno, Calif.)
 24=Midwest Roundball Tournament (Tulsa, Okla.)
 25=Mark IV Classic (Moscow, Idaho)
 26=Lady Deacon Classic (Winston-Salem, N.C.)
 27=Golden Bear Classic (Berkeley, Calif.)
 28=Southwest Conference Tournament (Dallas, Texas)
 29=Jim-Co Classic (Stillwater, Okla.)
 30=Lady Jayhawk Dial Classic (Lawrence, Kan.)
 31=Disneyland Freedom Bowl Classic hosted (Orange County, Calif.)
 32=Shocker Classic (Wichita, Kan.)
 33=Saint Peter's Christmas Classic (Jersey City, N.J.)
 34=Cowgirl Invitational (Stillwater, Okla.)
 35=Dial Classic (Auburn, Ala.)
 36=Domino's Lady Rebel Classic (Oxford, Miss.)
 37=Portland Shootout (Portland, Maine)
 38=California-Irvine Newport Marriott Classic (Irvine, Calif.)
 39=Stephen F. Austin Classic (Nacogdoches, Texas)
 40=Pizza Hut Wichita State Shootout (Wichita, Kan.)
 41=WAC Tournament (Las Vegas, Nev.)
 42=New Orleans Classic (New Orleans, La.)
 43=TCU Lady Frog Invitational
 44=DMC Holiday Classic
 45=St. Peter's Tournament (Jersey City, N.J.)
 46=Preseason WNIT
 47=Cook Children's TCU Hoops Invitational
 48=Women's Sports Foundation Basketball Classic (Springfield, Mo.)
 49=WAC Tournament (Fresno, Calif.)
 50=Fort Worth Classic at the Fort Worth Convention Center
 51=WAC Tournament (Tulsa, Okla.)
 52=NCAA Championship (Ruston, La.)
 53=Papé Jam at the Rose Garden (Portland, Ore.)
 54=C-USA Tournament (Chicago, Ill.)
 55=NCAA Championship (Durham, N.C.)
 56=Basketball Travelers/WBCA Classic (West Lafayette, Ind.)
 57=CUSA Tournament (Memphis, Tenn.)
 58=NCAA Championship (Storrs, Conn.)
 59=Malibu Beach Classic (Malibu, Calif.)
 60=CUSA Tournament
 61=NCAA Championship (Philadelphia, Pa.)
 62=Miami Jam (Coral Gables, Fla.)
 63=Rainbow Wahine Classic (Honolulu, Hawaii)
 64=C-USA Tournament (Charlotte, N.C.)
 65=NCAA Championship (Seattle, Wash.)
 66=Carribbean Classic (Riviera Maya, Quinanta Roo, Mexico)
 67=MWC Tourney (Denver, Colo.)
 68=NCAA Championship (Trenton, N.J.)
 69=BTI Classic (College Park, Md.)
 70=San Juan Shootout (San Juan, Puerto Rico)
 71=MWC Tournament (Las Vegas, Nev.)
 72=NCAA Championship (Hartford, Conn.)
 73=Preseason WNIT (campus sites)
 74=MWC Tournament (Las Vegas, Nev.)
 75=WNIT (campus sites)
 76=Caribbean Challenge (Cancun, Mexico)
 77=Collier's International Classic (Berkeley, Calif.)
 78=NCAA Championship (Lubbock, Texas)
 79=Junkanoo Jam (Freeport, Bahamas)
 80=NCAA Championship (Knoxville, Tenn.)
 81=Paradise Jam (US Virgin Islands)
 82=MWC Tournament (Las Vegas, Nev.)
 83=WNIT (campus sites)
 84=UCF Thanksgiving Classic
 85=MWC Tournament (Las Vegas, Nev.)
 86=Big 12 Tournament (Dallas, Texas)
 87=Hardwood Tournament of Hope (Puerto Vallarta, Mexico)
 88=Big 12 Tournament (Oklahoma City, Okla.)
 89=WNIT (campus sites)
 90=Omni Classic (Boulder, Colo.)
 91=Big 12/SEC Challenge
 92=Warner Center Marriott Thanksgiving Classic (Northridge, Calif.)
 93=Maggie Dixon Classic
 94=SDSU Thanksgiving Classic (San Diego, Calif.)
 95=Big 12 Tournament (Kansas City, Mo.)



1977-78 | HC: JUDY DALEY
5-18 OVERALL (.217)

N14	H	Navarro JC	66-65	W
N17	A	at UT Arlington	64-79	L
N18	H	Abilene Christian	61-76	L
N25	A1	at Texas Wesleyan	82-105	L
N26	N1	vs Weatherford	51-66	L
N26	N1	vs TAMU-Commerce	75-62	W
N29	H	UT Arlington	66-74	L
D2	H	Midwestern State	59-81	L
D3	A2	at Phillips College	59-98	L
D4	N2	vs Tulsa	85-58	W
J24	A	at Texas Woman's	46-56	L
J26	H	SMU	77-74 (OT)	W
J30	H	West Texas A&M	58-75	L
F2	N3	vs Temple	74-104	L
F3	N3	vs McMurry	62-68	L
F9	H	North Texas	50-66	L
F11	A	at Abilene Christian	61-92	L
F14	H	Texas Wesleyan	56-59	L
F16	A	at Midwestern State	51-66	L
F18	A	at SMU	58-67	L
F23	N4	vs Texas Woman's	50-46	W
F24	N4	vs TAMUC	56-63	L
F24	N4	vs Tarleton State	72-77	L

1 - Texas Wesleyan Tournament (Fort Worth, Texas)
 | 2 - Phillips College Tournament (Borger, Texas) |
 3 - Angelo State Tournament (San Angelo, Texas)
 | 4 - TAIAW Division II Zone Tournament (Wichita Falls, Texas)



1978-79 | HC: JUDY DALEY
19-8 OVERALL (.704)

N14	H	SMU	60-61	L
N17	H	Cooke College	82-62	W
N20	A	at UT Arlington	62-91	L
N24	A1	at Texas Wesleyan	79-103	L
N25	N1	vs Weatherford	78-56	W
N25	N1	vs TAMUC	78-60	W
N28	H	Midwestern State	79-62	W
D2	H	Rice	59-54	W
D7	N2	vs UTRGV	83-56	W
D8	N2	vs McNeese State	71-80	L
D8	N2	vs Texas State	74-70	W
D9	N2	vs PVAMU	71-57	W
D9	N2	vs UTEP	68-71	L
J17	H	Saint Mary's (TX)	69-39	W
J20	A	at Rice	47-37	W
J23	A	at Midwestern State	52-54	L
J26	A	at SE Oklahoma	66-59	W
J30	H	TAMU-Commerce	73-57	W
F2	A	at Trinity	83-50	W
F3	A	at Saint Mary's (TX)	83-67	W
F6	H	UT Arlington	60-59	W
F10	A	at SMU	63-75	L
F12	H	Texas Wesleyan	76-62	W
F16	N3	vs TAMU-Commerce	52-56	L
F16	N3	vs East Texas Baptist	84-60	W
F17	N3	vs Mary Hardin-Baylor	60-45	W
F17	N3	vs Rice	77-60	W

1 - Texas Wesleyan Tournament (Fort Worth, Texas) | 2 - Texas A&M-Kingsville Tournament (Kingsville, Texas) | 3 - TAIAW Bi-Zone Tournament (Stephenville, Texas)



NO PHOTO AVAILABLE

1979-80 | HC: KENNETH DAVIS
14-15 OVERALL (.483)

N7	H	Hill	74-70	W
N12	H	Hardin-Simmons	85-76	W
N15	A	at SMU	65-71	L
N17	H	Grayson College	78-60	W
N23	N1	vs SE Oklahoma	35-62	L
N24	N1	vs Northwestern State	76-85	L
N24	A1	at Texas Wesleyan	79-74	W
N27	H	Western Okla. State	67-66	W
N30	H	Abilene Christian	75-85	L
D1	H	Mary Hardin-Baylor	79-65	W
D4	H	UT Arlington	76-68	W
D7	A2	at TAMU-Kingsville	69-70	L
D8	N2	vs UTRGV	78-61	W
D8	N2	vs Rice	56-51	W
D12	H	TAMU-Commerce	73-78	L
J12	A	at Oklahoma City	68-63	W
J15	A	at Hardin-Simmons	90-98	L
J9	A	at Mary Hardin-Baylor	65-76	L
J22	H	Texas Wesleyan	80-87	L
J25	H	Tulane	69-89	L
J29	A	at Midwestern State	64-89	L
J31	N3	vs Mary Hardin-Baylor	64-58	W
F1	N3	vs Hardin-Simmons	78-68	W
F2	N3	vs Texas Tech	64-94	L
F5	H	SMU	57-63	L
F8	A	at TAMU-Commerce	59-64	L
F12	H	Midwestern State	83-70	W
F16	H4	vs Huston Tillotson	91-67	W
F21	A4	at Sam Houston State	72-85	L

1 - Texas Wesleyan Tournament (Fort Worth, Texas) | 2 - Texas A&M-Kingsville Tournament (Kingsville, Texas) | 3 - Angelo State Tournament (Angelo, Texas) | 4 - TAIAW Division II State Tournament (Bronxville, Texas)



**1980-81 | HC: KENNETH DAVIS
20-19 OVERALL (.513)**

N8	H	Texas Woman's	58-68	L
N12	A	at Paul Quinn College	61-84	L
N14	A	at Huston Tillotson	61-58	W
N15	A	at Sam Houston State	50-62	L
N17	A	at TAMU-Commerce	83-60	W
N19	H	Paul Quinn College	81-72	W
N22	H	Angelo State	52-60	L
N24	A	at SE Oklahoma	65-71	L
N28	N1	vs TAMU-Commerce	71-64	W
N29	N1	vs Hardin-Simmons	74-65	W
N29	A1	at Texas Wesleyan	87-88 (OT)	L
D1	H	Hardin-Simmons	81-67	W
D4	H2	East Texas Baptist	58-51	W
D5	H2	Texas Wesleyan	77-68	W
D6	H2	Midwestern State	78-84	L
D8	A	at UT Arlington	52-61	L
D9	H	TAMU-Commerce	54-48	W
D12	N3	vs Oklahoma Christian	60-65	L
D13	N3	vs Howard Payne	81-69	W
D13	N3	vs Texas Wesleyan	74-69	W
J6	H	Rice	64-54	W
J9	H	ULM	66-60	W
J13	H	Sam Houston State	40-53	L
J16	A	at Northwestern State	60-101	L
J17	A	at ULM	66-102	L
J20	H	SE Oklahoma State	88-74	W
J23	A	at Abilene Christian	73-89	L
J24	A	at Hardin-Simmons	73-75	L
J27	A	at Mary Hardin-Baylor	84-52	W
J28	N4	vs Texas A&M	59-69	L
J29	N4	vs Rice	68-70	L
F3	H	Mary Hardin-Baylor	85-65	W
F4	H	Oklahoma City	66-83	L
F7	H	Grayson College	76-53	W
F10	H	North Texas	75-68	W
F14	H	TAMU-Kingsville	77-75	W
F20	N	vs Saint Mary's (TX)	72-65	W
F21	N	vs Abilene Christian	82-88	L
F21	N	vs Texas Wesleyan	79-83	L

1 - Texas Wesleyan Tournament (Fort Worth, Texas) | 2 - TCU Invitational (Fort Worth, Texas) | 3 - Midwestern State Tournament (Wichita Falls, Texas) | 4 - Southwest Conference Invitational (Houston, Texas) | 5 - TAIAW Division II State Tournament (Belton, Texas)



**1981-82 | HC: KENNETH DAVIS
17-14 OVERALL (.584)**

N13	A	at Abilene Christian	59-89	L
N17	A	at Texas Woman's	57-52	W
N20	A	at Texas Lutheran	63-81	L
N21	A	at Rice	60-78	L
N24	A	at TAMU-Commerce	72-56	W
N27	N1	vs TAMU-Commerce	75-68	W
N28	N1	vs Hardin-Simmons	111-121 (3OT)	L
N28	A1	at Texas Wesleyan	87-83	W
N30	H	UT Arlington	61-69	L
D3	H2	TAMU-Kingsville	75-83	L
D4	H2	Texas Woman's	57-53	W
D4	H2	Abilene Christian	58-54	W
D5	H2	TAMU-Kingsville	85-77	W
D5	H2	Texas Wesleyan	71-62	W
D8	A	at North Texas	48-56	L
J16	A	at Southwestern	49-47	W
J19	A	at Hardin-Simmons	52-56	L
J22	H	Angelo State	68-77	L
J23	A	at Howard Payne	54-48	W
J25	H	TAMU-Commerce	79-68	W
J27	A3	at Texas A&M	58-66 (OT)	L
J28	N3	vs Texas Tech	59-71	L
F6	H	Southwestern	59-43	W
F9	H	Howard Payne	76-71	W
F13	H	Abilene Christian	71-65	W
F15	H	Hardin-Simmons	82-71	W
F17	H	Angelo State	52-71	L
F25	A	at Texas Wesleyan	77-72	W
F26	N	vs Rice	60-65	L
F27	N	vs Texas State	86-65	W
Mar. 11	N	vs Central Oklahoma	71-86	L

1 - Texas Wesleyan Tournament (Fort Worth, Texas) | 2 - TCU Invitational (Fort Worth, Texas) | 3 - Southwest Conference Invitational (College Station, Texas) | 4 - TAIAW Division II State Tournament (Fort Worth, Texas) | 5 - SWIAAW Regional Championships (San Angelo, Texas)



**1982-83 | HC: KENNETH DAVIS
5-23 OVERALL (.179)
0-8 (.000) SWC--9TH**

N26	N1	vs TAMU-Commerce	64-67	L
N27	N1	vs Saint Edward's	78-73	W
N27	A1	at Texas Wesleyan	50-80	L
N30	H	SMU	51-54	L
D2	H2	Texas Woman's	67-61	W
D3	H2	Southwestern	47-50	L
D4	H2	Abilene Christian	65-69	L
D7	A	at TAMU-Commerce	41-57	L
D10	A3	at Boise State	61-84	L
D11	N3	vs Washington State	56-84	L
J11	A*	at Arkansas	44-105	L
J15	H*	Rice	59-70	L
J17	A	at North Texas	70-81	L
J22	H*	Baylor	41-62	L
J26	H	UT Arlington	69-56	W
J27	H*	Texas Tech	51-86	L
J29	A*	at SMU	53-90	L
J31	A	at Southwestern	64-72	L
F2	H	North Texas	58-63	L
F5	H*	#3 Texas	41-107	L
F9	H	Texas A&M-Commerce	65-58	W
F12	A*	at Houston	55-89	L
F15	H	Southwestern	77-55	W
F18	H	Lamar	69-81	L
F21	A	at UT Arlington	60-72	L
F26	A*	at Texas A&M	69-89	L
M4	A	at Texas Tech	51-110	L
M10	N	vs Rice	69-80	L


* - Southwest Conference game | 1 - Texas Wesleyan Tournament (Fort Worth, Texas) | 2 - TCU Invitational (Fort Worth, Texas) | 3 - Boise State Invitational (Boise, Idaho) | 4 - Southwest Conference Tournament (Austin, Texas)



1983-84 | HC: FRAN GARMON
6-22 OVERALL (.214)
1-15 (.063) SWC-9TH

N18	A	at West Texas A&M	49-58	L
N22	A	at Texas Wesleyan	65-64	W
N25	A1	at New Mexico State	61-49	W
N26	N1	vs UTEP	80-72	W
N29	H	UT Arlington	52-72	L
D1	H	Texas Wesleyan	56-71	L
D3	A	at Tulsa	62-82	L
D5	A	at North Texas	78-76	W
D7	A	at UT Arlington	55-69	L
J4	A*	at Texas Tech	55-103	L
J7	A*	at Houston	62-69	L
J9	H	Washburn	74-83	L
J14	H*	Arkansas	46-55	L
J18	A*	at Baylor	61-77	L
J21	H*	Texas Tech	51-72	L
J24	H*	Rice	69-65	W
J26	H*	SMU	72-86	L
J30	A*	at Texas A&M	69-81	L
F1	A*	at #2 Texas	62-113	L
F4	H	Rollins College	97-90	W
F7	H*	Houston	58-100	L
F11	A*	at Rice	54-58	L
F16	H*	Texas A&M	73-81	L
F18	H*	Baylor	74-81	L
F20	H	North Texas	66-67	L
F22	A*	at Arkansas	67-83	L
F25	A*	at SMU	69-84	L
M4	H*	#1 Texas	63-113	L

* - Southwest Conference game | 1 - New Mexico State Tournament (Las Cruces, N.M.)



1984-85 | HC: FRAN GARMON
6-21 OVERALL (.222)
2-14 (.125) SWC-T-8TH

N16	N1	vs Pepperdine	68-60 (OT)	W
N17	A1	at Fresno State	59-63	L
N22	N2	vs Creighton	63-70	L
N23	A2	at Oklahoma State	51-66	L
N24	N2	vs Tulsa	94-50	W
N30	A3	at Washington State	73-79	L
D1	N3	vs Cal State Fullerton	51-66	L
D4	H	North Texas	78-51	W
D7	H	West Texas A&M	52-68	L
D8	H	Georgia State	68-67 (OT)	W
J3	H*	Houston	57-75	L
J5	A*	at Rice	52-63	L
J8	A*	at Arkansas	54-74	L
J12	H*	Baylor	73-81	L
J15	H*	Texas A&M	62-85	L
J19	A*	at SMU	74-94	L
J26	H*	#2 Texas	53-95	L
J30	A*	at #13 Texas Tech	52-96	L
F5	H*	Rice	72-66	W
F9	H*	Arkansas	69-92	L
F11	H	Sam Houston St.	65-67 (OT)	L
F13	A*	at Baylor	63-74	L
F16	A*	at Texas A&M	50-75	L
F19	H*	SMU	74-68	W
F21	A*	at Houston	59-82	L
F25	H*	#19 Texas Tech	31-65	L
F27	A*	at #1 Texas	53-77	L


* - Southwest Conference game | 1 - Don-A-Deb Classic (Fresno, Calif.) | 2 - OSU Cowgirl Invitational (Stillwater, Okla.) | 3 - Washington State Dial Classic (Pullman, Wash.)



1985-86 | HC: FRAN GARMON
5-22 OVERALL (.185)
1-15 (.063) SWC-9TH

N23	N1	vs Fresno Pacific	65-49	W
N24	A1	at Fresno State	61-77	L
N26	A	at UT Arlington	84-89	L
N30	H	Howard Payne	89-66	W
D6	N2	vs Lehigh	70-72	L
D7	N2	vs Long Island	87-65	W
D10	A	at North Texas	71-87	L
D13	A	at Texas State	66-76	L
D21	A	at Oral Roberts	67-79	L
D30	H	UTRGV	82-42	W
J2	H*	Rice	73-63	W
J4	H*	Arkansas	61-94	L
J8	A*	at Baylor	61-79	L
J11	A*	at Texas A&M	47-89	L
J14	H*	SMU	70-76	L
16	A	at Texas State	69-86	L
J22	A*	at #1/1 Texas	42-95	L
J25	H*	#-/19 Texas Tech	52-88	L
J28	H*	#-/22 Houston	62-85	L
F1	A*	at Rice	59-87	L
F4	A*	at Arkansas	59-109	L
F8	H*	Baylor	77-80	L
F11	H*	Texas A&M	79-97	L
F15	A*	at SMU	87-94	L
F22	H*	#1/1 Texas	44-105	L
F26	A*	at #-/21 Texas Tech	75-98	L
M1	A*	at Houston	73-105	L

* - Southwest Conference game | 1 - Don-A-Deb Classic (Fresno, Calif.) | 2 - Harvard Classic (Boston, Mass.)



1986-8 | HC: FRAN GARMON
10-17 OVERALL (.370)
3-13 (.188) SWC-9TH

N29	A	at UTRGV	79-52	W
D2	H	New Mexico State	86-74	W
D4	H	UT Arlington	75-72	W
D6	H	Howard Payne	90-54	W
D9	H	North Texas	62-65	L
D12	A	at Long Island	81-47	W
D13	A	at Queens College	82-61	W
D30	A	at Iowa State	60-88	L
J1	A	at Tulsa	66-67	L
J3	A*	at Arkansas	55-94	L
J6	H*	Baylor	66-78	L
J10	H*	Texas A&M	53-63	L
J14	A*	at SMU	67-71	L
J16	H	Texas State	73-66	W
J19	H*	#1/1 Texas	67-99	L
J21	A*	at Texas Tech	68-81	L
J24	A*	at Houston	75-102	L
J27	H*	Rice	88-84 (20T)	W
J31	H*	Arkansas	53-76	L
F4	A*	at Baylor	61-58	W
F7	A*	at Texas A&M	79-82 (OT)	L
F10	H*	SMU	72-75	L
F14	A	at UTEP	56-59	L
F17	A*	at #1/1 Texas	65-110	L
F21	H*	Texas Tech	69-76	L
F24	H*	Houston	58-67	L
F28	A*	at Rice	80-70	W

* - Southwest Conference game



1987-88 | HC: FRAN GARMON
12-15 OVERALL (.444)
5-11 (.313) SWC-T-7TH

N29	H	UTRGV	121-53	W
N30	A	at UT Arlington	94-79	W
D5	A	at New Mexico State	69-99	L
D8	A	at North Texas	69-70	L
D12	H	BYU	80-74	W
D18	H	UT Arlington	81-61	W
D21	H	Oral Roberts	79-64	W
D30	N1	vs Canisius	74-52	W
D31	A1	at Central Florida	65-59	W
J2	N1	vs Appalachian State	69-76	L
J6	H*	Baylor	69-55	W
J9	A*	at Arkansas	75-87	L
J12	A*	at Rice	79-86	L
J16	H*	#20/19 Houston	96-79	W
J17	A*	at #20/19 Houston	72-92	L
J19	H*	Texas Tech	54-58	L
J25	A*	at #5/5 Texas	62-102	L
J30	H*	SMU	59-63	L
F3	A*	at Texas A&M	63-81	L
F6	A*	at Baylor	60-62	L
F9	H*	Arkansas	73-69	W
F13	H*	Rice	82-66	W
F20	A*	at Texas Tech	48-73	L
F23	H*	#4/4 Texas	50-86	L
F26	A	at Air Force	72-73	L
M2	A*	at SMU	60-58	W
M5	H*	Texas A&M	68-74	L


* - Southwest Conference game | 1 - Central Florida Classic (Orlando, Fla.)



1988-89 | HC: FRAN GARMON
9-16 OVERALL (.360)
4-12 (.250) SWC-8TH

N29	H	North Texas	78-92	L
D2	N1	vs Howard	76-80	L
D3	N1	vs Portland State	81-70	W
D6	H	UT Arlington	90-77	W
D10	A	at UTRGV	77-34	W
D16	N2	vs Murray State	56-89	L
D17	N2	vs Middle Tennessee	53-70	L
D19	A2	at Oral Roberts	87-74	W
D29	H	Idaho	67-65	W
J3	A*	at Texas A&M	72-84	L
J7	A*	at Baylor	68-72	L
J10	H*	Arkansas	69-83	L
J14	H*	Rice	79-67	W
J18	A*	at Houston	60-92	L
J21	A*	at Texas Tech	67-76	L
J24	H*	#10/10 Texas	68-88	L
F1	A*	at SMU	65-83	L
F4	H*	Texas A&M	81-68	W
F7	H*	Baylor	79-68	W
F11	A*	at Arkansas	70-77	L
F14	A*	at Rice	76-89	L
F18	H*	Houston	62-73	L
F21	H*	Texas Tech	68-97	L
F24	A*	at #8/8 Texas	62-100	L
M3	H*	SMU	78-65	W

* - Southwest Conference game | 1 - Taco Bell Classic (Fresno, Calif.) | 2 - Midwest Roundball Tournament (Tulsa, Okla.)



1989-90 | HC: FRAN GARMON
11-16 OVERALL (.407)
8-8 (.500) SWC-T-5TH

N24	A1	at Idaho	61-78	L
N25	N1	vs Gonzaga	65-72	L
D2	A	at North Texas	65-56	W
D5	A	at UT Arlington	60-58	W
D9	N2	vs West Virginia	61-73	L
D10	N2	vs Delaware	61-51	W
D21	N3	vs California	55-94	L
D22	N3	vs Montana	45-88	L
D29	H	#16/16 LSU	61-88	L
D31	H	Missouri	59-67	L
J3	A*	at SMU	76-66	W
J6	H*	Texas A&M	55-51	W
J9	H*	#4/4 Texas	51-83	L
J13	A*	at Arkansas	65-86	L
J16	A*	at Rice	75-61	W
J20	H*	Houston	78-70	W
J24	H*	Texas Tech	59-61	L
J27	A*	at Baylor	73-70	W
F3	H*	SMU	71-53	W
F6	A*	at Texas A&M	70-84	L
F10	A*	at Texas Tech	45-76	L
F3	H*	Arkansas	65-85	L
F17	H*	Rice	69-60	W
F21	A*	at Houston	58-89	L
F26	A*	at #8/8 Texas	51-91	L
F28	H*	Baylor	83-76	W
M7	N4	Texas Tech	68-76	L

* - Southwest Conference game | 1 - Mark IV Classic (Moscow, Idaho) | 2 - Lady-Deacon Classic (Winston-Salem, N.C.) | 3 - Golden Bear Classic (Berkley, Calif.) | 4 - Southwest Conference Tournament (Dallas, Texas)



1990-91 | HC: FRAN GARMON
5-22 OVERALL (.185)
2-14 (.125) SWC-9TH

N23	N1	vs Creighton	62-73	L
N24	N1	vs North Texas	79-70	W
N29	A	at #20/20 LSU	38-88	L
N30	A	at Tulane	55-59	L
D7	N2	vs Wichita State	65-67 (OT)	L
D8	N2	vs Saint Louis	63-61	W
D1	H	UT Arlington	70-64	W
D13	A	at Notre Dame	67-78	L
D15	A	at Loyola	57-66	L
D29	A	at Missouri	48-71	L
J3	H	North Texas	60-61	L
J5	H*	SMU	60-53	W
J9	A*	at Texas A&M	63-71	L
J12	A*	at Baylor	84-87 (OT)	L
J16	H*	#12/12 Arkansas	62-95	L
J19	H*	Rice	69-64	W
J23	A*	at Houston	43-97	L
J26	H*	#18/18 Texas	58-84	L
J30	H*	Texas Tech	65-66	L
F6	A*	at SMU	57-81	L
F9	H*	Texas A&M	58-84	L
F13	H*	Baylor	56-85	L
F16	A*	at #9/9 Arkansas	46-82	L
F20	A*	at Rice	55-59	L
F23	H*	Houston	48-84	L
27	A*	at #14/13 Texas	40-77	L
M2	A*	at Texas Tech	57-63	L

* - Southwest Conference game | 1 - Jim-Co Classic (Stillwater, Okla.) | 2 - Lady Jayhawk Dial Classic (Lawrence, Kan.)



1991-92 | HC: FRAN GARMON
4-24 OVERALL (.143)
0-14 (.00) SWC-8TH

N23	A	at UTEP	58-71	L
N27	H	Tulane	70-66	W
D6	N1	vs Idaho	69-68	W
D7	A1	at UC Irvine	77-69	W
D14	H	UCLA	58-64	L
D21	A2	at Wichita State	69-82	L
D22	N2	vs Boise State	83-93	L
D29	N3	vs Northeastern	69-56	W
D30	A3	at Saint Peter's	59-76	L
J3	A	at Oklahoma	82-103	L
J5	H	Wyoming	38-69	L
J8	A*	at Texas A&M	50-69	L
J15	H*	SMU	46-79	L
J18	A*	at Texas	41-76	L
J22	A*	at Baylor	56-79	L
J25	H	Oral Roberts	69-72	L
J29	H*	Rice	57-75	L
F1	A*	at #16/18 Houston	61-90	L
F5	A*	at #20/18 Texas Tech	58-92	L
F8	H*	Texas A&M	54-69	L
F11	A	at North Texas	63-74	L
F15	A*	at SMU	44-97	L
F19	H*	#25/- Texas	55-87	L
F22	H*	Baylor	59-70	L
F29	A*	at Rice	54-65	L
M4	H*	#21/22 Houston	56-71	L
M7	H*	#14/16 Texas Tech	53-75	L
M11	N	vs #14/16 Texas Tech	62-89	L


* - Southwest Conference game | 1 - Disneyland Freedom Bowl Classic (Irvine, Calif.) | 2 - Shocker Classic (Wichita, Kan.) | 3 - Saint Peter's Christmas Classic (Jersey City, N.J.) | 4 - Southwest Conference Tournament (Dallas, Texas)



1992-93 | HC: FRAN GARMON
10-17 OVERALL (.370)
1-13 (.071) SWC-8TH

D1	H	North Texas	86-68	W
D5	N1	vs Long Island	80-67	W
D6	A1	at Harvard	80-72	W
D8	H	UTRGV	85-52	W
D12	H	UTEP	69-61	W
D21	A	at North Texas	61-66	L
D30	N2	vs Navy	91-60	W
D31	N2	vs Mississippi State	85-108	L
J1	N2	vs Kent State	90-106	L
J8	H	Idaho	72-54	W
J10	A*	at #17/19 Texas	59-82	L
J13	H*	Baylor	74-83	L
J16	H*	Rice	59-65	L
J20	A*	at SMU	82-86	L
J23	A*	at Texas A&M	74-79	L
J27	H	Oral Roberts	76-60	W
J30	H*	#14/14 Texas Tech	65-111	L
F6	A*	at Houston	73-86	L
F10	A*	at Baylor	78-103	L
F13	A*	at Rice	66-69	L
F17	H*	SMU	69-89	L
F20	H*	Texas A&M	60-70	L
F24	H	Oklahoma	79-76	W
F27	A*	at #9/10 Texas Tech	74-103	L
M3	H*	#14/16 Texas	50-75	L
M6	H*	Houston	76-60	W
M10	N	vs #6/7 Texas Tech	50-107	L

* - Southwest Conference game | 1 - Harvard Classic (Boston, Mass.) | 2 - Central Florida Classic (Orlando, Fla.) | 3 - Southwest Conference Tournament (Dallas, Texas)



1993-94 | HC: SHELL ROBINSON
5-20 OVERALL (.200)
1-13 (.071) SWC-8TH

N26	H	#22/22 Ole Miss	67-82	L
D1	H	UL Lafayette	84-58	W
D7	H	#9/10 Colorado	56-101	L
D9	A	at Wyoming	71-81	L
D11	A	at Colorado State	69-92	L
D21	A	at North Texas	68-71	L
D31	N1	vs Wyoming	76-63	W
J1	A1	at Oklahoma State	52-87	L
J5	H	Iona	92-49	W
J8	A	at Oral Roberts	79-63	W
J12	H*	Houston	78-72	W
J15	A*	at Baylor	83-101	L
J19	A*	at Rice	47-78	L
J22	H*	SMU	84-89 (OT)	L
J26	H*	Texas A&M	70-81	L
F2	A*	at #4/4 Texas Tech	44-93	L
F5	H*	Texas	56-85	L
F9	A*	at Houston	73-112	L
F12	H*	Baylor	84-86	L
F16	H*	Rice	69-73	L
9	A*	at SMU	71-77	L
F23	A*	at Texas A&M	65-86	L
M2	H*	#6/5 Texas Tech	63-89	L
M6	A*	at Texas	70-99	L
M9	N2	vs #6/6 Texas Tech	55-103	L


* - Southwest Conference game | 1 - Cowgirl Invitational (Stillwater, Okla.) | 2 - Southwest Conference Tournament (Dallas, Texas)



1994-95 | HC: SHELL ROBINSON
1-27 OVERALL (.036)
0-14 (.000) SWC-8TH

N26	A1	at Auburn	32-78	L
N27	N1	vs Central Florida	65-55	W
D2	A2	at #20/24 Ole Miss	56-95	L
D3	N2	vs Oral Roberts	58-90	L
D6	A	at Texas State	37-82	L
D10	A	Drake	52-101	L
D18	H	UC Irvine	67-74	L
D21	H	Oklahoma	70-89	L
J	A3	at Maine	47-96	L
J2	N3	vs LSU	70-99	L
J0	A*	at Texas	49-89	L
J14	A*	at Houston	58-80	L
J18	H*	Baylor	74-81	L
J21	H*	Rice	43-95	L
J25	A*	at SMU	48-94	L
J28	A*	at #18/21 Texas A&M	47-101	L
J30	A	at Grambling State	56-103	L
F1	A	at #22/- Arkansas	64-105	L
F4	H*	#6/6 Texas Tech	56-99	L
F8	H*	Texas	44-109	L
F11	H*	Houston	68-91	L
F15	A*	at Baylor	54-93	L
F18	A*	at Rice	54-79	L
F22	H*	SMU	67-107	L
F25	H*	Texas A&M	62-98	L
F28	A	at #25/- Oklahoma	44-92	L
M4	A*	at #7/6 Texas Tech	43-97	L
M6	N4	vs #7/6 Texas Tech	36-87	L

* - Southwest Conference game | 1 - Dial Classic (Auburn, Ala.) | 2 - Domino's Lady Rebel Classic (Oxford, Miss.) | 3 - Portland Shootout (Portland, Maine) | 4 - Southwest Conference Tournament (Dallas, Texas)



1995-96 | HC: SHELL ROBINSON
2-25 OVERALL (.074)
0-14 (.000) SWC-8TH

N25	H	Oklahoma	81-103	L
N28	A	at #8/8 Colorado	48-96	L
D	A1	at UC Irvine	67-76	L
D2	N1	vs UMKC	50-76	L
D5	H	UTSA	78-58	W
D7	A	at Oklahoma	47-93	L
D18	A	at Texas Southern	78-54	W
D21	H	#8/9 Arkansas	52-83	L
D27	H	Grambling State	82-98	L
D29	A	at UTEP	54-69	L
J2	H	Alcorn State	59-65	L
J10	A*	at #9/12 Texas Tech	42-79	L
J13	H*	Texas	33-96	L
J17	H*	Houston	81-99	L
J20	A*	at Baylor	50-99	L
J24	A*	at Rice	42-93	L
J27	H*	SMU	65-85	L
J30	H*	Texas A&M	67-92	L
F7	H*	#7/7 Texas Tech	71-90	L
F10	A*	at Texas	82-115	L
F14	A*	at Houston	72-80	L
F17	H*	Baylor	85-92	L
F21	H*	Rice	64-79	L
F24	A*	at SMU	65-86	L
F28	A*	at Texas A&M	82-97	L
M3	A	at Lamar	86-109	L
M6	N2	vs #24/- Texas	78-109	L

* - Southwest Conference game | 1 - UC Irvine Newport Marriott Classic (Irvine, Calif.) | Southwest Conference Tournament (Dallas, Texas)

NO PHOTO AVAILABLE

1996-97 | HC: MIKE PETERSEN
13-14 OVERALL (.481)
7-9 (.438) WAC-5TH

N22	H	McMurry	105-38	W
N26	A	at North Texas	70-57	W
N29	H	Howard Payne	126-58	W
D6	A1	at #25/24 Stephen F. Austin	76-78	L
D7	N1	vs New Mexico State	77-78 (OT)	L
D10	A	at Alcorn State	65-81	L
D14	H	Prairie View A&M	64-43	W
D21	A2	at Wichita State	58-50	W
D22	N2	vs Sam Houston State	77-69	W
D30	H	San Francisco	57-70	L
J2	A*	at Tulsa	76-62	W
J4	A*	at Rice	67-77	L
J10	H*	New Mexico	77-55	W
J12	H*	UTEP	67-59	W
J16	A*	at Utah	46-77	L
J18	A*	at BYU	91-99	L
J25	H*	SMU	125-127 (4OT)	L
J30	H*	Rice	67-76	L
F1	H*	Tulsa	83-80	W
F6	A*	at UTEP	60-57	W
F8	A*	at New Mexico	57-69	L
F13	H*	BYU	57-73	L
F15	H*	Utah	54-71	L
F20	A*	at SMU	82-99	L
F22	H*	UNLV	80-49	W
F27	A*	at UNLV	97-67	W
M3	N3	vs Hawaii	52-67	L

* - WAC game | 1 - Stephen F. Austin Classic (Nacogdoches, Texas) | 2 - Pizza Hut Wichita State Shootout (Wichita, Kan.) | 3 - WAC Tournament (Las Vegas, Nev.)

NO PHOTO AVAILABLE

1997-98 | HC: MIKE PETERSEN
13-15 OVERALL (.464)
4-10 (.286) WAC-6TH

N18	A	at Arkansas State	72-91	L
N21	H	Nicholls	81-49	W
N25	H	North Texas	73-70	W
N28	N1	vs Troy	73-65	W
N29	N1	vs William & Mary	74-63	W
D2	H	Incarnate Word	67-61	W
D5	H2	Prairie View A&M	102-54	W
D6	H2	Nicholls	64-54	W
D12	H	Saint Mary's (Texas)	100-46	W
D21	H3	LSU	74-83	L
D28	H	UL Lafayette	80-60	W
J2	H*	Rice	51-70	L
J4	H*	Tulsa	70-54	W
J8	A*	at San Jose State	90-88 (OT)	W
J10	A*	at Fresno State	66-72	L
J15	H*	San Diego State	83-68	W
J17	H*	Hawaii	79-82 (OT)	L
J24	A*	at SMU	66-74	L
J29	A*	at Rice	60-84	L
J31	A*	at Tulsa	53-66	L
F5	H*	Fresno State	66-60	W
F7	H*	San Jose State	86-91	L
F12	A*	at #16/16 Hawaii	52-74	L
F14	A*	at San Diego State	66-72	L
F19	H*	SMU	43-86	L
F21	A	at New Mexico	55-74	L
F26	H	New Mexico	45-81	L
M2	N4	vs UTEP	49-63	L

* - WAC game | 1 - New Orleans Classic (New Orleans, La.) | 2 - TCU Lady Frog Invitational (Fort Worth, Texas) | 3 - DMC Holiday Classic (Fort Worth, Texas) | 4 - WAC Tournament (Las Vegas, Nev.)



1998-99 | HC: MIKE PETERSEN
16-12 OVERALL (.571)
7-7 (.500) WAC-4TH

N15	H	Prairie View A&M	93-36	W
N20	A	at Oklahoma	66-78	L
N24	H	Texas State	86-75	W
N28	H	ULM	82-46	W
D1	H	Grambling State	95-72	W
D4	H1	Eastern Washington	74-58	W
D5	H1	Lamar	90-80	W
D9	A	at #12/12 Texas Tech	62-82	L
D12	H	UTRGV	72-59	W
D29	N2	vs #14/12 Alabama	71-92	L
D30	N2	vs Delaware State	83-49	W
J4	H	Arkansas State	76-83	L
J9	H*	SMU	53-67	L
J13	H*	#8/8 Colorado State	76-89	L
J16	H*	Wyoming	93-78	W
J21	A*	at Air Force	73-69 (OT)	W
J23	A*	at UNLV	78-62	W
J28	H*	Tulsa	80-68	W
J31	H*	Rice	71-80	L
F8	A*	at SMU	69-75	L
F11	A*	at #5/5 Colorado State	66-89	L
F13	A*	at Wyoming	88-73	W
F18	H*	UNLV	64-63 (OT)	W
F20	H*	Air Force	87-66	W
F25	A*	at Rice	47-79	L
F27	A*	at Tulsa	55-60 (OT)	L
M1	N3	vs UTEP	67-58	W
M3	N3	vs New Mexico	62-74	L

* - WAC game | 1 - TCU Lady Frog Invitational | 2 - St. Peter's Tournament (Jersey City, N.J.) | 3 - WAC Tournament (Las Vegas, Nev.)



1999-00 | HC: JEFF MITTIE
16-14 OVERALL (.533)
7-7 (.500) WAC-5TH

N15	H1	Saint Mary's (Calif.)	62-51	W
N17	A1	at #15/13 UC Santa Barbara	61-86	L
N26	H	Air Force	92-69	W
N28	H	Wichita State	86-80	W
D1	H	Arkansas-Pine Bluff	86-59	W
D3	H2	Colgate	91-58	W
D4	H2	Arkansas State	67-73	L
D7	H	Oklahoma	74-94	L
D10	A3	at Missouri State	56-76	L
D11	N3	vs Kansas State	71-62	W
D20	H	Sam Houston State	87-53	W
D22	H	#7/7 Texas Tech	57-63	L
D29	H	Columbia	101-51	W
D31	H	South Alabama	95-55	W
J1	A	at San Diego State	51-63	L
J8	A*	at Tulsa	55-68	L
J13	H*	San Jose State	84-42	W
J15	H*	Hawaii	62-70	L
J20	A*	at Fresno State	75-83	L
J22	A*	at UTEP	66-59	W
J28	A*	at SMU	63-82	L
F3	H*	Rice	65-67	L
F5	H*	Tulsa	80-58	W
F10	A*	at Hawaii	56-72	L
F12	A*	at San Jose State	66-51	W
F17	H*	UTEP	79-71	W
F19	H*	Fresno State	75-52	W
F27	H*	SMU	74-84	L
M4	A*	at Rice	63-62	W
M8	N4	Tulsa	56-64	L

* - WAC game | 1 - Preseason WNIT | 2 - Cook Children's TCU Hoops Invitational (Fort Worth, Texas) | 3 - Women's Sports Foundation Basketball Classic (Springfield, Mo) | 4 - WAC Tournament (Fresno, Calif.)



2000-01 | HC: JEFF MITTIE
25-8 OVERALL (.758)
13-3 (.813) WAC-1ST

N24	H	Yale	79-56	W
N27	H	#2/2 Tennessee	61-83	L
N29	H	North Texas	59-63	L
D1	H1	Georgia Southern	71-60	W
D2	H1	UT Arlington	77-36	W
D5	A	at Wichita State	78-68	W
D17	H	Stephen F. Austin	67-56	W
D19	A	at Sam Houston State	86-55	W
D21	H	Grambling State	99-55	W
D28	N2	#15/18 Texas	49-70	L
D30	A	at Arkansas	65-81	L
J1	H	Brown	80-42	W
J5	A*	at Hawaii	72-66 (OT)	W
J7	A*	at San Jose State	72-63	W
J12	H*	Nevada	82-66	W
J14	H*	Fresno State	68-55	W
J19	A*	at Rice	58-35	W
J23	H*	Tulsa	71-54	W
F2	A*	at Tulsa	62-58	W
F6	H*	UTEP	80-57	W
F9	A*	at SMU	71-63	W
F12	H*	Rice	72-53	W
F16	A*	at Nevada	63-71	L
F18	A*	at Fresno State	74-67	W
F21	A*	at UTEP	76-79	L
F25	H*	Hawaii	73-67	W
F27	H*	San Jose State	66-54	W
M3	H*	SMU	79-87	L
M7	N	vs San Jose State	74-53	W
M9	N	vs Rice	76-58	W
M10	N	vs Hawaii	66-58	W
M17	N	vs #21/20 Penn State	77-75	W
M19	A	at #6/6 Louisiana Tech	59-80	L


* - WAC game | 1 - Cook Children's TCU Hoops Invitational (Fort Worth, Texas) | 2 - played at Fort Worth Convention Center | 3 - WAC Tournament (Tulsa, Okla.) | 4 - NCAA Championships First and Second Rounds (Ruston, La.)



2001-02 | HC: JEFF MITTIE
24-7 OVERALL (.774)
12-2 (.857) C-USA-1ST

N16	H	Sam Houston State	117-50	W
N18	A	at Air Force	71-48	W
N24	N1	vs Oregon	63-75	L
N27	A	at #3/4 Oklahoma	60-76	L
N30	H2	Prairie View A&M	103-23	W
D2	H2	San Diego State	75-49	W
D8	H	Rutgers	78-67	W
D15	H3	Missouri State	77-44	W
D18	H	TAMU-Corpus Christi	62-56	W
D22	H	BYU	71-74	L
D29	N3	Arkansas	60-58	W
J1	H	Montana State	82-68	W
J3	H	Santa Clara	76-66	W
J6	A*	at Houston	61-49	W
J13	H*	Houston	78-53	W
J18	H*	Cincinnati	73-57	W
J20	H*	Louisville	57-50	W
J25	A*	at Charlotte	67-81	L
J27	A*	at East Carolina	58-42	W
F1	A*	at South Florida	69-54	W
F3	A*	at UAB	68-64	W
F8	H*	Southern Miss	72-37	W
F10	H*	Tulane	59-63 (OT)	L
F15	A*	at Memphis	65-59	W
F17	A*	at Saint Louis	75-66	W
F22	H*	DePaul	76-72	W
F24	H*	Marquette	72-57	W
M2	N4	vs Saint Louis	68-57	W
M3	N4	vs Tulane	76-80 (OT)	L
M15	N4	vs Indiana	55-45	W
M7	A5	at #3/3 Duke	66-76	L

* - C-USA game | 1 - Papé Jam at the Rose Garden (Portland, Ore.) | 2 - Cook Children's TCU Hoops Invitational (Fort Worth, Texas) | 3 - played at Fort Worth Convention Center | 4 - C-USA Tournament (Chicago, Ill.) | 5 - NCAA Championships First and Second Rounds (Durham, N.C.)



2002-03 | COACH: JEFF MITTIE
20-14 OVERALL (.588)
8-6 (.571) C-USA-5TH

N22	H	Utah	54-51	W
N25	A	at #17/15 Arkansas	66-76	L
N28	N1	vs Holy Cross	68-54	W
N29	A1	at #6/6 Purdue	74-93	L
D3	H	Green Bay	58-60	L
D5	H	SMU	77-57	W
D10	A	at #23/21 Texas	54-86	L
D14	H	#15/17 Oklahoma	64-68	L
D22	H	Oregon	76-70	W
D28	H	#9/8 Vanderbilt	70-53	W
D30	H	Texas Southern	76-16	W
J3	H	Miami (Ohio)	83-58	W
J6	A	at Santa Clara	63-72	L
J12	A*	at Houston	50-64	L
J17	A*	at Cincinnati	61-68	L
J19	A*	at Louisville	62-78	L
J24	H*	East Carolina	85-46	W
J26	H*	Charlotte	61-64	L
J31	A*	at Marquette	79-54	W
F2	A*	at DePaul	68-76	L
F9	H*	Houston	60-51	W
F11	A	at #3/3 Tennessee	72-86	L
F14	H*	Saint Louis	65-54	W
F16	H*	Memphis	61-53	W
F21	A*	at Southern Miss	69-63	W
F23	A*	at Tulane	65-74	L
F28	H*	UAB	74-49	W
M2	H*	South Florida	74-57	W
M6	N2	vs East Carolina	54-44	W
M7	N2	vs Tulane	78-65	W
M8	N2	vs Charlotte	78-65	W
M9	N2	vs Cincinnati	85-76 (OT)	W
M23	N3	vs Michigan State	50-47	W
M25	A3	at #1/1 Connecticut	66-81	L

* - C-USA game | 1 - Basketball Travelers/WBCA Classic (West Lafayette, Ind.) | 2 - C-USA Tournament (Memphis, Tenn.) | 3 - NCAA Championships First and Second Rounds (Storrs, Conn.)



2003-04 | HC: JEFF MITTIE
25-7 OVERALL (.781)
11-3 (.786) C-USA-2ND

N21	H	Texas State	86-44	W
N24	A	at SMU	74-64	W
N29	A	at BYU	79-74	W
D2	H	UT Arlington	73-43	W
D6	H	Arkansas	67-62 (OT)	W
D11	A	at Green Bay	62-51	W
D14	A	at #-/25 Rutgers	65-73	L
D20	N1	Florida State	81-68	W
D21	A1	at Pepperdine	86-69	W
D29	H	Lamar	95-50	W
D31	H	North Texas	91-53	W
J2	H	#5/5 Tennessee	66-74	L
J6	H	New Mexico State	96-63	W
J9	A*	at Saint Louis	69-66	W
J11	A*	at Memphis	78-75	W
J18	H*	#-/25 Houston	59-61	L
J23	H*	Louisville	67-42	W
J25	H*	Cincinnati	73-57	W
J31	A*	at UAB	96-66	W
F2	A*	at South Florida	84-89 (2OT)	L
F6	H*	Tulane	76-44	W
F8	H*	Southern Miss	76-45	W
F13	A*	at East Carolina	125-119 (4OT)	W
F15	A*	at Charlotte	100-91	W
F20	H*	Marquette	56-47	W
F22	H*	#12/11 DePaul	73-53	W
F27	A*	at #17/14 Houston	71-76	L
M5	H2	vs Charlotte	89-73	W
M6	H2	vs Louisville	69-59	W
M7	H2	vs #11/14 Houston	75-86	L
M20	A3	at Temple	70-57	W
M22	N3	vs #16/15 Georgia	71-85	L

* - C-USA game | 1 - Malibu Beach Classic (Malibu, Calif.) | 2 - C-USA Tournament (Fort Worth, Texas) | 3 - NCAA Championships First and Second Rounds (Philadelphia, Penn.)



2004-05 | HC: JEFF MITTIE
23-10 OVERALL (.697)
10-4 (.714) C-USA-T-3RD

N19	N1	vs UCLA	65-60	W
N21	A1	at Miami (Fla.)	57-68	L
N22	H	Sam Houston State	88-63	W
N26	N2	vs California	96-89	W
N27	N2	vs #3/3 Georgia	64-63	W
N28	N2	vs #13/14 Michigan State	80-75	W
D2	H	SMU	85-65	W
D5	A	at Arkansas State	64-68	L
D9	H	Oklahoma	81-65	W
D11	A	at Utah	72-85	L
D19	A	at #9/10 Tennessee	55-82	L
D21	H	USC	70-71	L
D29	H	Grambling State	79-33	W
J2	H	UT Arlington	60-42	W
J7	A*	at Southern Miss	81-43	W
J9	A*	at Tulane	78-66	W
J14	H*	South Florida	67-55	W
J16	H*	UAB	75-34	W
J21	A*	at Louisville	57-63	L
J23	A*	at Cincinnati	68-51	W
J30	A*	at Houston	63-55	W
F5	H*	Memphis	74-64	W
F7	H*	Saint Louis	80-51	W
F11	A*	at Marquette	55-71	L
F13	A*	at #15/15 DePaul	81-84 (OT)	L
F18	H*	Charlotte	76-51	W
F20	H*	East Carolina	66-41	W
F22	H	North Dakota State	74-43	W
F27	H*	Houston	52-61	L
M4	N3	vs South Florida	65-57	W
M5	N3	vs #12/11 DePaul	87-77	W
M6	N3	vs Louisville	60-41	W
M19	N4	vs Oregon	55-58	L

* - C-USA game | 1 - Miami Jam (Coral Gables, Fla.) | 2 - Rainbow Wahine Classic (Honolulu, Hawaii) | 3 - C-USA Tournament (Charlotte, N.C.) | 4 - NCAA Championships First and Second Rounds (Seattle, Wash.)



2005-06 | HC: JEFF MITTIE
19-12 OVERALL (.613)
11-5 (.688) MWC-T-3RD

N18	H	Long Beach State	71-68 (OT)	W
N21	H	#11/11 Georgia	51-80	L
N25	N1	vs Mississippi State	72-52	W
N26	N1	vs #7/8 North Carolina	54-77	L
N30	A	at #20/19 Oklahoma	63-77	L
D4	A	at #-/25 USC	62-65	L
D6	H	#2/2 Duke	52-92	L
D20	A	at SMU	79-68	W
D22	H	Arkansas State	91-67	W
D30	H	UT Arlington	70-58	W
J2	H	Cornell	74-52	W
J7	A*	at Wyoming	67-68	L
J11	H*	#18/18 New Mexico	76-67	W
J14	H*	Air Force	71-57	W
J18	A*	at San Diego State	77-60	W
J21	A*	at Colorado State	73-63	W
J25	H*	#20/20 BYU	64-67	L
J28	H*	Utah	69-56	W
F2	A*	at UNLV	50-61	L
F8	H*	Wyoming	67-59	W
F12	A*	at #20/20 New Mexico	63-87	L
F15	A*	at Air Force	84-79	W
F18	H*	San Diego State	80-49	W
F22	H*	Colorado State	83-57	W
F25	A*	at #21/18 BYU	56-73	L
M2	A*	at #17/22 Utah	63-62	W
M4	H*	UNLV	82-77 (OT)	W
M8	N2	vs Wyoming	63-55	W
M10	N2	vs #20/19 BYU	53-63	L
19	N3	vs #20/22 Texas A&M	69-65	W
21	N3	vs #9/9 Rutgers	48-82	L

* - MWC game | 1 - Caribbean Classic (Riviera Maya, Mexico) | 2 - MWC Tournament (Denver, Colo.) | 3 - NCAA Championships First and Second Rounds (Trenton, N.J.)



2006-07 | HC: JEFF MITTIE
21-11 OVERALL (.656)
11-5 (.688) MWC-T-2ND

N17	A1	at #1/1 Maryland	64-82	L
N18	N1	vs #/25 George Washington	77-82	L
N19	N1	vs Arizona	56-59 (OT)	L
N22	H	Houston	57-46	W
N25	H	Rice	81-67	W
D1	H	SMU	83-71	W
D3	H	Pepperdine	74-56	W
D8	H	Florida	83-72	W
D10	H	UT Arlington	71-67	W
D17	A	at #11/10 Georgia	58-80	L
D20	N2	vs Syracuse	74-53	W
D21	N2	vs #17/17 DePaul	74-73	W
D30	H	Noth Carolina A&T	106-84	W
D31	H	UMKC	68-45	W
J3	H*	UNLV	88-63	W
J6	H*	Colorado State	86-36	W
J11	A*	at Air Force	87-61	W
J18	A*	at Utah	65-69	L
J20	A*	at Wyoming	51-66	L
J24	H*	New Mexico	67-43	W
J28	H*	San Diego State	83-57	W
F1	A*	at BYU	65-69	L
F3	A*	at UNLV	75-62	W
F7	A*	at Colorado State	85-67	W
F10	H*	Air Force	86-48	W
F18	H*	Utah	74-50	W
F22	H*	Wyoming	50-61	L
F25	A*	at New Mexico	54-75	L
F28	A*	at San Diego State	78-61	W
M3	H*	BYU	62-48	W
M7	N3	vs Utah	67-68	L
M18	N4	vs Ole Miss	74-88	L

* - MWC game | 1 - BTI Classic (College Park, Md.) | 2 - San Juan Shootout (San Juan, Puerto Rico) | 3 - MWC Tournament (Las Vegas, Nev.) | 4 - NCAA Championships First and Second Rounds (Hartford, Conn.)



2007-08 | HC: JEFF MITTIE
23-12 OVERALL (.657)
13-3 (.813) MWC-2ND

N9	H1	Radford	74-63	W
N11	A1	at #5/4 LSU	54-73	L
N16	H1	Delaware	66-36	W
N20	A	at SMU	61-66	L
N23	H	#12/14 California	55-74	L
N28	H	Fresno State	75-63	W
D2	H	#13/12 Texas A&M	58-68	L
D6	A	at Rice	74-82	L
D8	H	Coppin State	85-55	W
D16	A	at Florida	76-80 (OT)	L
D18	H	#20/23 Oklahoma State	97-63	W
D21	A	at Houston	68-73	L
D29	H	Grambling State	83-51	W
J4	H	UT Arlington	97-42	W
J9	H*	San Diego State	86-63	W
J12	A*	at #21/22 Wyoming	45-62	L
J15	A*	at New Mexico	57-54	W
J19	H*	Colorado State	70-52	W
J26	H*	Utah	50-60	L
J29	A*	at UNLV	56-38	W
F2	A*	at Air Force	67-49	W
F5	H*	BYU	73-54	W
F9	A*	at San Diego State	75-54	W
F13	H*	#22/21 Wyoming	73-59	W
F17	H*	New Mexico	59-51 (OT)	W
F20	A*	at Colorado State	76-41	W
F27	A*	at #16/15 Utah	53-68	L
M1	H*	UNLV	87-57	W
M5	H*	Air Force	85-50	W
M8	A*	at BYU	72-61	W
M12	N2	vs Air Force	60-47	W
M14	N2	vs San Diego State	67-69	L
M23	H3	vs Boise State	85-56	W
M26	A3	at Texas Tech	81-74	W
M30	A3	at Colorado	90-96 (OT)	L

* - MWC game | 1 - Preseason WNIT | 2 - MWC Tournament (Las Vegas, Nev.) | 3 - Postseason WNIT (Campus Sites)



2008-09 | HC: JEFF MITTIE
20-11 OVERALL (.645)
12-4 (.750) MWC-3RD

N14	H	#3/5 Maryland	80-68	W
N16	H	UTSA	73-60	W
N20	H	UT Arlington	70-45	W
N23	H	Sam Houston State	89-75	W
N25	H	Houston	91-72	W
N27	N1	vs Boston College	68-77	L
N28	N1	vs Eastern Michigan	71-55	W
D4	A	at Fresno State	51-75	L
D6	N2	vs Saint Louis	73-59	W
D7	A2	at #3/3 California	82-73	W
D14	A	at #24/24 Oklahoma State	80-85	L
D21	A	at #4/3 Texas A&M	50-64	L
D30	H	SMU	75-79	L
J7	H*	Colorado State	74-53	W
J10	A*	at UNLV	66-61	W
J13	H*	BYU	46-62	L
J17	H*	Air Force	79-43	W
J21	A*	at Wyoming	81-78	W
J25	A*	at #23/- New Mexico	63-75	L
J28	H*	San Diego State	65-62	W
F4	A*	at Utah	63-73	L
F7	H*	Colorado State	71-59	W
F10	H*	UNLV	75-46	W
F14	A*	at BYU	75-55	W
F18	A*	at Air Force	67-57	W
F21	H*	Wyoming	60-47	W
F25	H*	New Mexico	41-38	W
F28	A*	at San Diego State	63-68	L
M7	H*	Utah	53-47	W
M11	N3	vs UNLV	75-84	L
M22	N4	vs #16/15 South Dakota St.	55-90	L

* - MWC game | 1 - Cariben Challenge (Cancun, Mexico) | 2 - Collier's International Classic (Berkley, Calif.) | 3 - MWC Tournament (Las Vegas, Nev.) | 4 - NCAA Championships First and Second Rounds (Lubbock, Texas)



2009-10 | HC: JEFF MITTIE
22-9 OVERALL (.710)
12-4 (.750) MWC-1ST

N15	H	Houston Baptist	109-30	W
N18	H	Fresno State	63-52	W
N21	A	at #20/16 Oklahoma	70-74	L
N23	H	Texas Southern	85-55	W
N27	N1	vs Minnesota	56-61	L
N28	N1	vs #18/23 Kansas	74-69	W
D1	H	ULM	65-44	W
D6	A	at NC State	62-76	L
D9	A	at SMU	84-66	W
D12	H	#10/5 Texas A&M	56-54	W
D20	H	Sam Houston State	83-65	W
D31	A	at Houston	66-61	W
J2	H	TAMU-Corpus Christi	78-74	W
J6	A*	at Air Force	72-35	W
J9	H*	Utah	62-41	W
J13	A*	at Wyoming	67-73	L
J16	H*	San Diego State	80-63	W
J23	A*	at UNLV	81-61	W
J27	H*	Colorado State	87-51	W
J30	A*	at New Mexico	53-60	L
F3	H*	BYU	64-40	W
F6	H*	Air Force	77-47	W
F10	A*	at Utah	105-96 (4OT)	W
F13	H*	Wyoming	78-59	W
F16	A*	at San Diego State	61-84	L
F23	H*	UNLV	79-64	W
F27	A*	at Colorado State	73-61	W
M2	H*	New Mexico	66-54	W
M6	A*	at BYU	65-70	L
M12	N2	Utah	57-69	L
M20	N3	Dayton	66-67	L

* - MWC game | 1 - Junkanoo Jam (Freeport, Bahamas) | 2 - MWC Tournament (Las Vegas, Nev.) | 3 - NCAA Championships First and Second Rounds (Knoxville, Tenn.)



2010-11 | HC: JEFF MITTIE
22-11 OVERALL (.667)
13-3 (.813) MWC-2ND

N12	H	Houston Baptist	96-38	W
N17	H	SMU	87-73 (2OT)	W
N19	A	at UTSA	83-79	W
N25	N1	vs #10/11 West Virginia	49-62	L
N26	N1	vs #17/17 Iowa State	59-64	L
N27	N1	vs Virginia	55-59	L
D2	H	Houston	69-57	W
D4	A	at Fresno State	72-75	L
D8	H	UT Arlington	81-39	W
D12	A	at #7/8 Texas A&M	66-91	L
D19	H	Sam Houston State	94-76	W
D22	H	Georgia	57-60	L
D30	H	Texas Southern	76-55	W
J2	H	#14/14 Oklahoma	76-69	W
J5	A*	at San Diego State	48-47	W
J8	H*	UNLV	68-60	W
J12	A*	at Wyoming	68-47	W
J15	H*	Colorado State	66-40	W
J19	H*	BYU	54-51	W
J22	A*	at Utah	54-46	W
J26	H*	New Mexico	54-65	L
J29	A*	at Air Force	55-60	L
F5	H*	San Diego State	63-52	W
F9	A*	at UNLV	71-64	W
F12	H*	Wyoming	65-54	W
F16	A*	at Colorado State	61-53	W
F19	A*	at BYU	60-70	L
F22	H*	Utah	71-60	W
F26	A*	at New Mexico	84-71	W
M2	H*	Air Force	88-51	W
M11	N2	vs New Mexico	61-40	W
M12	N2	vs Utah	47-52 (OT)	L
M17	H3	vs Oral Roberts	74-78	L

* - MWC game | 1 - Paradise Jam (US Virgin Islands) | 2 - MWC Tournament (Las Vegas, Nev.) | 3 - Postseason WNIT (Campus Sites)



2011-12 | HC: JEFF MITTIE
16-14 OVERALL (.533)
9-5 (.643) MWC-3RD

N11	A	at #12/12 Georgia	60-83	L
N14	H	UTSA	65-30	W
N17	A	at SMU	38-47	L
N20	H	NC State	79-85	L
N25	N1	vs Hartford	60-64	L
N26	N1	vs Fordham	48-47	W
D1	A	at Houston	80-35	W
D4	H	Lamar	73-59	W
D11	H	#8/7 Texas A&M	53-68	L
D18	H	Sam Houston State	60-49	W
D20	H	Tulsa	60-43	W
D28	A	at #15/- Oklahoma	54-82	L
D31	H	Texas Southern	66-38	W
J5	H	UTRGV	54-56	L
J7	H	Harvard	44-56	L
J11	A*	at San Diego State	46-61	L
J14	H*	Colorado State	79-71	W
J18	H*	UNLV	57-72	L
J21	A*	at Boise State	74-68	W
J25	A*	at Air Force	66-44	W
J28	H*	New Mexico	63-56	W
F1	A*	at Wyoming	54-64	L
F4	H*	San Diego State	58-39	W
F11	A*	at Colorado State	59-61	L
F15	A*	at UNLV	54-55	L
F18	H*	Boise State	73-69	W
F22	H*	Air Force	61-31	W
F25	A*	at New Mexico	63-52	W
F28	H*	Wyoming	58-48	W
M7	N2	vs Wyoming	44-61	L

* - MWC game | 1 - UCF Thanksgiving Classic (Orlando, Fla.) | 2 - MWC Tournament (Las Vegas, Nev.)



2012-13 | HC: JEFF MITTIE
9-21 OVERALL (.300)
2-16 (.111) BIG 12-10TH

N14	H	Charlotte	68-82	L
N16	H	UCF	61-55	W
N25	A	at Texas State	80-91	L
N28	H	SMU	76-70	W
D2	H	Houston	60-51	W
D5	H	UTSA	73-64	W
D8	A	at Texas A&M	47-68	L
D16	H	Sam Houston State	67-60	W
D19	H	#6/7 Georgia	59-72	L
D22	H	UTRGV	73-37	W
D29	H	TAMU-Corpus Christi	69-38	W
J2	H*	#2/2 Baylor	35-74	L
J5	A*	at Kansas State	58-59	L
J9	H*	#16/14 Oklahoma	79-85	L
J12	A*	at #24/24 Iowa State	52-68	L
J15	A*	at West Virginia	50-58	L
J19	H*	Kansas State	54-57	L
J27	A*	at Texas Tech	42-53	L
J30	A*	at #21/20 Oklahoma	53-74	L
F2	H*	Texas	56-61	L
F5	A*	at #22/21 Oklahoma State	59-76	L
F9	H*	Texas Tech	46-64	L
F13	H*	Kansas	75-76	L
F16	A*	at #1/1 Baylor	45-78	L
F20	H*	#22/22 Oklahoma State	64-63	W
F23	H*	West Virginia	56-66	L
F26	A*	at Texas	46-59	L
M2	H*	#23/21 Iowa State	61-58	W
M5	A*	at Kansas	67-74	L
M8	N1	vs Kansas	61-83	L

* - Big 12 game | 1 - Big 12 Tournament (Dallas, Texas)



2013-14 | HC: JEFF MITTIE
18-15 OVERALL (.545)
8-10 (.444) BIG 12-7TH

N9	H	ULM	86-47	W
N13	A	at SMU	68-72 (OT)	L
N16	H	Texas State	63-50	W
N18	H	Grambling State	95-64	W
N26	N1	vs Florida Gulf Coast	68-47	W
N27	N1	vs South Dakota State	52-57	L
N28	N1	vs #16/22 Purdue	68-75	L
D4	H	Stephen F. Austin	60-52	W
D15	H	UTRGV	73-47	W
D18	H	Abilene Christian	82-55	W
D20	H	Sam Houston State	78-42	W
D28	H	Prairie View A&M	76-47	W
J2	H*	#14/10 Iowa State	49-71	L
J5	A*	at Texas Tech	65-54	W
J8	H*	Kansas	52-50	W
J11	A*	at #7/7 Baylor	46-80	L
J14	A*	at #11/13 Oklahoma State	53-65	L
J19	H*	Texas	54-48	W
J25	A*	at Oklahoma	52-63	L
J29	H*	#11/11 Oklahoma State	48-49	L
F1	H*	#20/24 West Virginia	62-66	L
F5	A*	at #-/23 Iowa State	61-60	W
F8	H*	Texas Tech	72-57	W
F12	A*	at Kansas	53-62	L
F16	A*	at #13/16 West Virginia	57-61	L
F19	H*	Kansas State	64-44	W
F22	H*	#6/10 Baylor	46-69	L
F25	A*	at Texas	50-62	L
M1	H*	Oklahoma	76-66	W
M3	A*	at Kansas State	51-46	W
M7	N2	vs Texas Tech	75-59	W
M8	N2	vs #7/8 West Virginia	59-67	L
M19	A3	at Colorado	71-78	L

* - Big 12 game | 1 - Hardwood Tournament of Hope (Puerto Vallarta, Mexico) | 2 - Big 12 Tournament (Oklahoma City, Okla.) | 3 - Postseason WNIT (Campus Sites)



2014-15 | HC: RAEGAN PEBLEY
18-14 OVERALL (.563)
9-9 (.500) BIG 12-T-3RD

11	H	Houston Baptist	87-64	W
N16	A	at Georgia	53-62	L
N19	H	SMU	73-63	W
N22	H	Texas Southern	69-52	W
N28	N1	vs. Colorado State	62-76	L
N29	N1	vs. Missouri State	82-68	W
D7	H	#5/5 Texas A&M	71-82	L
D11	H	Lamar	72-68	W
D13	H	Prairie View A&M	56-50	W
21	H	Sam Houston State	79-55	W
D30	H	UC Irvine	78-56	W
J4	A*	at Texas Tech	37-52	L
J7	H*	Iowa State	86-84	W
J10	H*	#16/16 Oklahoma State	70-66	W
J14	A*	at Kansas	80-63	W
J17	H*	Oklahoma	81-97	L
J21	A*	at Iowa State	62-80	L
J24	A*	at Oklahoma State	71-62	W
J27	H*	#3/3 Baylor	67-89	L
F1	H*	#14/16 Texas	64-59	W
F4	A*	at West Virginia	71-76	L
F8	H*	Texas Tech	71-60	W
F11	A*	at Kansas State	79-93	L
F14	A*	at Oklahoma	54-77	L
F17	H*	Kansas	73-67	W
F21	A*	at #3/3 Baylor	75-91	L
F24	H*	West Virginia	73-63	W
F28	H*	Kansas State	67-47	W
M3	A*	at Texas	45-79	L
M7	N2	vs. Texas	61-67	L
M19	H3	Stephen F. Austin	85-80	W
M21	A3	at Southern Miss	73-77 (OT)	L

* - Big 12 game | 1 - OMNI Classic (Boulder, Colo.) | 2 - Big 12 Tournament (Dallas, Texas) | 3 - Postseason WNIT (Campus Sites)



2015-16 | HC: RAEGAN PEBLEY
18-15 OVERALL (.545)
8-10 (.400) BIG 12-T-6TH

N13	H	Sam Houston State	85-59	W
N15	H	New Orleans	85-36	W
N18	A	at SMU	89-79	W
N21	A	at #12/12 Texas A&M	78-82	L
N24	H	Prairie View A&M	69-60	W
N28	H	UTRGV	71-67	W
D1	A	at Butler	53-65	L
D5	H	ULM	80-42	W
D9	H	Stephen F. Austin	88-55	W
D12	H	#3/3 Notre Dame	72-88	L
D20	H	Southern Utah	76-47	W
D30	A*	at Texas Tech	78-69	W
J2	H*	Kansas State	87-72	W
J6	H*	#17/19 Oklahoma	65-78	L
J9	A*	at #6/7 Baylor	55-72	L
J13	H*	Texas Tech	69-48	W
J16	A*	at Kansas State	49-58	L
J20	H*	#6/6 Texas	58-65	L
J24	H*	#25/- West Virginia	84-97	L
J27	A*	at Iowa State	72-62	W
J30	A*	at Oklahoma State	52-80	L
F6	A*	at #20/19 Oklahoma	64-77	L
F10	H*	#4/4 Baylor	75-81	L
F13	H*	Iowa State	79-69	W
F17	A*	at Kansas	70-44	W
20	H*	#17/24 Oklahoma State	79-65	W
F24	A*	at West Virginia	72-83	L
F27	A*	at #8/8 Texas	58-71	L
F29	H*	Kansas	55-52	W
M4	N1	vs Kansas	64-81	L
M17	H2	UTRGV	97-73	W
M19	H2	Eastern Michigan	85-81	W
M24	A2	at UTEP	71-79	L

* - Big 12 game | 1 - Big 12 Tournament (Oklahoma City, Okla.) | 2 - Postseason WNIT (Campus Sites)



2016-17 | HC: RAEGAN PEBLEY
12-18 OVERALL (.400)
4-14 (.222) BIG 12-8TH

N11	H	Incarnate Word	88-40	W
N15	H	Sam Houston State	81-37	W
N20	H	SMU	76-67	W
N22	H	Grambling	83-47	W
N26	A	at #1/1 Notre Dame	59-92	L
N30	H	Butler	73-47	W
D4	A1	at LSU	61-67	L
D8	H	Texas A&M	67-75	L
D11	H	McNeese	74-70	W
D18	H	Texas Southern	77-48	W
D20	H	Alcorn State	95-39	W
D29	H*	#12/12 West Virginia	61-83	L
J1	A*	at #24/24 Oklahoma	72-87	L
J4	H*	Oklahoma State	67-82	L
J7	A*	at #15/17 Texas	54-83	L
J11	A*	at #2/2 Baylor	54-77	L
J15	H*	Iowa State	80-75	W
J18	A*	at #22/- Kansas State	63-74	L
J22	H*	Kansas	83-68	W
J25	H*	#12/13 Texas	69-77	L
J28	A*	at Iowa State	69-72	L
F5	A*	at Kansas	80-68	W
F8	H*	Texas Tech	76-62	W
F12	H*	#2/5 Baylor	73-91	L
F15	A*	at Oklahoma State	70-88	L
F18	H*	#24/- Kansas State	65-68	L
F22	A*	at West Virginia	73-77	L
F25	H*	#16/16 Oklahoma	64-73	L
F27	A*	at Texas Tech	64-79	L
M3	N2	vs. Texas Tech	58-76	L

* - Big 12 game | 1 - SEC/Big 12 Challenge | 2 - Big 12 Tournament (Oklahoma City, Okla.)



2017-18 | HC: RAEGAN PEBLEY
23-13 OVERALL (.639)
9-9 (.500) BIG 12-5TH

N2	H	Texas Wesleyan (Exh)	78-50	W
N11	H	Oral Roberts	72-58	W
N14	A	at SMU	64-58	W
N18	H	Texas State	82-58	W
N21	H	Yale	72-82	L
N24	N1	vs. Arizona	68-59	W
N25	N1	vs. Idaho	86-76	W
D1	A2	Alabama	88-67	W
D6	A3	at #21/22 Texas A&M	58-71	L
D10	H	Southeastern Louisiana	112-62	W
D17	H	Northwestern State	89-51	W
D20	H	Hampton	90-68	W
D28	A*	#9/9 West Virginia	82-87	L
D31	A*	at Kansas	77-86	L
J4	A*	at Oklahoma	71-84	L
J7	H*	Texas Tech	93-72	W
J10	H*	#7/7 Texas	79-77	W
J13	A*	at #15/15 West Virginia	76-74	Wot
J20	A*	Kansas	76-66	W
J24	A*	at Kansas State	68-63	W
J27	H*	Oklahoma	62-58	W
J30	A*	at Iowa State	75-52	W
F3	A*	at #8/8 Texas	65-92	L
F7	H*	#22/25 Oklahoma State	54-71	L
F10	A*	at #3/3 Baylor	63-83	L
F14	H*	Iowa State	63-66	L
F17	H*	Kansas State	87-70	W
F21	A*	at Texas Tech	72-60	W
F24	H*	#3/3 Baylor	53-85	L
F26	A*	at #-/23 Oklahoma State	72-85	L
M3	N4	vs. Oklahoma	90-83	W
M4	N4	vs. #3/3 Baylor	48-94	L
M15	H5	Lamar	80-68	W
M17	H5	Missouri State	86-51	W
M22	A5	at New Mexico	81-72	W
M25	A5	at South Dakota	79-71	W
M28	A5	at Indiana	58-71	L

* - Big 12 game | 1 - Warner Center Marriott Thanksgiving Classic (Northridge, Calif.) | 2 - Big 12/SEC Challenge | 3 - Maggie Dixon Classic | 4 - Big 12 Tournament (Oklahoma City, Okla.) | 5 - Postseason WNIT (Campus Sites)



2018-19 | HC: RAEGAN PEBLEY
24-11 OVERALL (.686)
10-8 (.556) BIG 12-6TH

N6	H	Duquesne	61-48	W
N11	H	Mississippi Valley State	96-47	W
N18	H	SMU	65-63	W
N23	N1	vs. BYU	58-61	L
N24	A1	at San Diego State	81-64	W
N29	A2	at Ole Miss	55-50	W
D2	H	Army	63-38	W
D8	H	Montana State	71-49	W
D16	H	Southern	69-40	W
D20	H	Sam Houston State	72-59	W
D29	H	Alcorn State	88-31	W
J2	H*	West Virginia	62-48	W
J6	A*	at Oklahoma State	71-75	L
J9	A*	#20/RV Iowa State	54-92	L
J12	H*	#4/4 Baylor	55-79	L
J16	H*	Texas Tech	78-70	W
19	A*	at #11/11 Texas	67-73	L
J22	H*	Oklahoma	86-71	W
J27	H*	Kansas	58-53	W
J30	A*	at Kansas State	61-47	W
F3	H*	Oklahoma State	69-55	W
F6	A*	at Texas Tech	70-63	W
F9	A*	at #1/1 Baylor	71-89	L
F13	H*	#18/21 Iowa State	76-69	W
F16	A*	at West Virginia	65-79	L
F23	H*	Kansas State	72-75	L
F27	A*	at Kansas	76-66	W
M2	A*	at Oklahoma	76-63	W
M5	H*	#21/19 Texas	48-62	L
M9	N4	vs. #21/22 Texas	64-66	L
M21	H5	Prairie View A&M	72-41	W
M23	H5	UT Arlington	71-54	W
M28	A5	at Arkansas	82-78	W
M31	H5	Cincinnati	69-55	W
A3	A5	at Arizona	53-59	L

* - Big 12 game | 1 - San Diego State Thanksgiving Classic (San Diego, Calif.) | 2 - Big 12/SEC Challenge | 3 - Maggie Dixon Classic | 4 - Big 12 Tournament (Oklahoma City, Okla.) | 5 - Postseason WNIT (Campus Sites)



2019-20 | HC: RAEGAN PEBLEY
22-7 OVERALL (.758)
13-5 (.722) BIG 12-2ND

N5	H	Robert Morris	66-61	W
N10	H	Cornell	59-49	W
N14	H	Nicholls State	72-47	W
N20	A	at SMU	57-56	W
N26	A	at Army	66-52	W
D1	H1	Boise State	77-65	W
D7	H2	Auburn	80-65	W
D11	A	at #11/13 Texas A&M	68-70	L
D15	H	Ohio	79-72	W
D22	H	Texas State	79-52	W
D29	A	at Middle Tennessee	70-82	L
J3	A*	at #25/- Texas	65-63	W
J8	H*	Texas Tech	76-80	L
J12	H*	Kansas	73-59	W
J15	A*	at Iowa State	77-74	W
J19	A*	at Oklahoma	82-63	W
J22	H*	#2/2 Baylor	57-66	L
J26	H*	#25/- West Virginia	73-60	W
J29	A*	at Oklahoma State	72-68	W
F1	H*	Kansas State	65-61	W
F8	A*	at Kansas	87-74	W
F12	A*	at #2/2 Baylor	62-81	L
F16	H*	Iowa State	82-72	W
F19	A*	at Kansas State	54-52	W
F23	H*	Oklahoma State	49-37	W
F26	H*	Texas	67-77	L
M1	A*	at Texas Tech	83-87	L
M4	H*	Oklahoma	96-71	W
M7	A*	at West Virginia	77-63	W

* - Big 12 game | 1 - Maggie Dixon Classic | 2 - Big 12/SEC Challenge



2020-21 | HC: RAEGAN PEBLEY
10-15 OVERALL (.400)
4-14 (.222) BIG 12-8TH

N25	H	Incarnate Word	84-59	W
N28	H	Central Arkansas	65-48	W
D2	H*	#23/NR Iowa State	68-91	L
D9	H	Lamar	79-53	W
D13	H	Middle Tennessee	83-77	W
D19	A*	Texas Tech	72-78	L
D22	H	Oral Roberts	62-48	W
J2	H*	#7/6 Baylor	50-74	L
J6	H*	Oklahoma State	53-78	L
J9	A*	at Oklahoma State	50-69	L
J17	H*	Kansas	81-78 (OT)	W
J20	A*	at Texas	54-71	L
J23	H*	Texas Tech	61-53	W
J26	A*	at #9/8 Baylor	49-82	L
J30	H*	#24/RV West Virginia	70-79	L
F7	A*	at Kansas	72-82	L
F10	H*	Kansas State	78-67	W
F13	A*	at Iowa State	81-92	L
F20	A*	at #19/24 West Virginia	78-81	L
F24	H*	Oklahoma	60-76	L
M1	A*	at Kansas State	76-79 (OT)	L
M4	A*	at Oklahoma	83-79	W
M7	H*	Texas	60-69	L
M11	N1	vs. Kansas	75-72	W
M12	N1	vs. #6/6 Baylor	55-92	L

* - Big 12 game | 1 - Big 12 Tournament (Kansas City, Mo.)

SOUTHWEST CONFERENCE

1982-83

TEAM	SWC	PCT	ALL	PCT
Texas	8-0	1.000	30-3	.909
Arkansas	6-2	.750	21-8	.724
Texas Tech	6-2	.750	22-9	.710
Houston	5-3	.625	17-11	.607
Baylor	4-4	.500	16-14	.533
SMU	4-4	.500	14-14	.500
Texas A&M	2-6	.250	11-16	.407
Rice	1-7	.125	8-18	.308
TCU	0-8	.000	5-23	.179

1983-84

TEAM	SWC	PCT	ALL	PCT
Texas	16-0	1.000	32-3	.914
Texas Tech	13-3	.813	23-7	.767
Arkansas	11-5	.688	20-9	.690
Houston	9-7	.563	16-12	.571
Baylor	9-7	.563	15-12	.566
Texas A&M	6-10	.375	13-15	.464
SMU	4-12	.250	11-15	.423
Rice	3-13	.188	9-17	.346
TCU	1-15	.063	6-22	.214

1984-85

TEAM	SWC	PCT	ALL	PCT
Texas	16-0	1.000	28-3	.903
Texas Tech	12-4	.750	24-8	.750
Houston	11-5	.688	22-8	.733
Arkansas	11-5	.688	20-8	.714
Texas A&M	7-9	.438	14-14	.500
Baylor	7-9	.438	12-14	.462
SMU	4-12	.250	9-19	.321
TCU	2-14	.125	6-21	.222
Rice	2-14	.125	5-21	.192

1985-86

TEAM	SWC	PCT	ALL	PCT
Texas	16-0	1.000	34-0	1.000
Texas Tech	13-3	.813	22-8	.733
Arkansas	13-3	.813	21-9	.700
Houston	10-7	.563	19-10	.656
Texas A&M	10-7	.563	16-13	.552
SMU	5-11	.267	11-20	.355
Baylor	4-12	.250	7-19	.269
Rice	2-14	.125	6-21	.222
TCU	1-15	.063	5-22	.185

1986-87

TEAM	SWC	PCT	ALL	PCT
Texas	16-0	1.000	31-2	.939
Arkansas	12-4	.750	19-10	.655
Houston	10-6	.625	20-12	.625
Texas Tech	10-6	.625	18-11	.621
Rice	7-9	.438	15-13	.536
Baylor	5-11	.313	10-17	.370
Texas A&M	5-11	.313	9-17	.346
SMU	4-12	.250	8-19	.297
TCU	3-13	.188	10-17	.370

1987-88

TEAM	SWC	PCT	ALL	PCT
Texas	16-0	1.000	32-3	.914
Houston	12-4	.750	22-7	.759
Texas Tech	9-7	.563	17-13	.567
Arkansas	8-8	.500	13-15	.481
Texas A&M	8-8	.500	15-13	.536
SMU	6-10	.375	12-16	.429
Rice	5-11	.313	11-14	.440
TCU	5-11	.313	12-15	.444
Baylor	3-13	.188	10-20	.333

1988-89

TEAM	SWC	PCT	ALL	PCT
Texas	16-0	1.000	27-5	.844
Arkansas	#13-3	.813	#22-8	.733
Texas Tech	*9-7	.563	*16-13	.552
Houston	9-7	.563	16-12	.750
Texas A&M	#8-8	.500	#17-12	.586
SMU	7-9	.438	11-14	.440
Rice	5-11	.313	14-13	.519
TCU	4-12	.250	9-16	.360
Baylor	*1-15	.063	*3-23	.115

Arkansas' forfeit to Texas A&M not included

* Baylor's forfeit to Texas Tech is included

1989-90

TEAM	SWC	PCT	ALL	PCT
Texas	15-1	.938	27-5	.844
Arkansas	15-1	.938	25-5	.833
Texas Tech	11-5	.688	20-11	.645
Houston	9-7	.563	17-12	.586
Texas A&M	8-8	.500	16-12	.571
TCU	8-8	.500	11-16	.407
Rice	3-13	.188	6-21	.222
SMU	2-14	.125	4-22	.154
Baylor	1-15	.063	4-23	.148

1990-91

TEAM	SWC	PCT	ALL	PCT
Arkansas	15-1	.938	28-4	.875
Texas	14-2	.875	21-9	.700
Texas Tech	12-4	.75	23-8	.797
Houston	10-6	.625	20-12	.625
Texas A&M	8-8	.500	14-14	.500
SMU	4-12	.250	9-19	.321
Rice	4-12	.250	10-18	.357
Baylor	3-13	.188	9-17	.346
TCU	2-14	.125	5-22	.185

1991-92

TEAM	SWC	PCT	ALL	PCT
Texas Tech	13-1	.929	27-5	.844
Texas	11-3	.786	21-10	.677
Houston	10-4	.714	22-8	.733
Texas A&M	7-7	.500	15-13	.536
SMU	7-7	.500	17-12	.586
Rice	5-9	.357	13-15	.481
Baylor	3-11	.214	11-17	.407
TCU	0-14	.000	4-24	.143

1992-93

TEAM	SWC	PCT	ALL	PCT
Texas Tech	13-1	.929	31-3	.912
Texas	13-1	.929	22-8	.733
SMU	8-6	.571	20-10	.667
Texas A&M	7-7	.500	15-12	.556
Baylor	6-8	.429	12-16	.429
Houston	5-9	.357	11-16	.407
Rice	3-11	.214	13-14	.481
TCU	1-13	.071	10-17	.370

1993-94

TEAM	SWC	PCT	ALL	PCT
Texas Tech	12-2	.857	28-5	.848
Texas A&M	11-3	.786	23-8	.742
Texas	10-4	.714	22-9	.710
SMU	8-6	.571	18-9	.667
Houston	5-9	.357	11-15	.423
Rice	5-9	.357	13-14	.481
Baylor	4-10	.286	13-14	.481
TCU	1-13	.071	5-20	.200

1994-95

TEAM	SWC	PCT	ALL	PCT
Texas Tech	13-1	.929	33-4	.899
SMU	9-5	.643	21-10	.677
Texas A&M	9-5	.643	21-9	.700
Houston	7-7	.500	14-14	.500
Rice	7-7	.500	11-16	.407
Texas	7-7	.500	12-16	.429
Baylor	4-10	.286	12-14	.481
TCU	0-14	.000	1-27	.036

1995-96

TEAM	SWC	PCT	ALL	PCT
Texas Tech	13-1	.929	27-5	.844
Texas	13-1	.929	21-9	.700
SMU	9-5	.643	19-11	.633
Texas A&M	8-6	.571	20-12	.625
Rice	6-8	.429	13-14	.481
Houston	4-10	.286	12-16	.429
Baylor	3-11	.214	11-19	.367
TCU	0-14	.000	2-25	.074

WESTERN ATHLETIC CONFERENCE
1996-97
PACIFIC DIVISION

TEAM	WAC	PCT	ALL	PCT
San Diego St.	15-1	.938	23-7	.767
Colorado St.	12-4	.750	21-7	.750
Hawai'i	12-4	.750	21-8	.724
Wyoming	9-7	.563	17-11	.607
Fresno State	7-9	.438	14-13	.519
San Jose St.	5-11	.313	10-18	.357
UNLV	2-14	.125	4-23	.148
Air Force	1-15	.063	4-22	.154

MOUNTAIN DIVISION

TEAM	WAC	PCT	ALL	PCT
Utah	15-1	.938	25-6	.806
SMU	11-5	.688	19-11	.633
Rice	11-5	.688	16-11	.593
New Mexico	8-8	.500	18-10	.643
TCU	7-9	.438	13-14	.481
BYU	7-9	.438	11-18	.379
UTEP	5-11	.313	13-12	.520
Tulsa	1-15	.063	5-21	.192

1997-98
PACIFIC DIVISION

TEAM	WAC	PCT	ALL	PCT
Hawai'i	13-1	.929	24-4	.857
Rice	11-3	.786	21-9	.700
SMU	11-3	.786	21-8	.724
Fresno State	6-8	.429	12-16	.429
Tulsa	5-9	.357	9-18	.333
TCU	4-10	.286	13-15	.464
San Diego St.	4-10	.286	10-15	.400
San Jose St.	2-12	.143	6-21	.222

MOUNTAIN DIVISION

TEAM	WAC	PCT	ALL	PCT
Utah	11-3	.786	21-6	.777
Colorado St.	11-3	.786	24-6	.800
UTEP	10-4	.714	16-11	.593
New Mexico	10-4	.714	26-7	.788
BYU	6-8	.429	15-14	.517
Wyoming	5-9	.357	10-17	.370
UNLV	3-11	.214	4-23	.148
Air Force	0-14	.000	5-21	.192

1998-99
PACIFIC DIVISION

TEAM	WAC	PCT	ALL	PCT
New Mexico	12-2	.857	24-7	.774
Utah	12-2	.857	21-7	.750
BYU	9-5	.643	16-13	.552
Hawai'i	9-5	.643	17-10	.630
UTEP	6-8	.429	12-15	.444
Fresno State	4-10	.286	9-19	.321
San Diego St.	4-10	.286	7-19	.269
San Jose St.	0-14	.000	6-21	.222

MOUNTAIN DIVISION

TEAM	WAC	PCT	ALL	PCT
Colorado St.	14-0	1.000	33-3	.943
SMU	11-3	.786	20-11	.645
Rice	9-5	.643	20-11	.645
TCU	7-7	.500	16-12	.571
UNLV	7-7	.500	17-11	.607
Tulsa	5-9	.357	7-20	.259
Wyoming	3-11	.214	7-19	.269
Air Force	0-14	.000	5-21	.192

1999-2000

TEAM	WAC	PCT	ALL	PCT
SMU	12-2	.857	22-9	.710
Hawai'i	11-3	.786	20-9	.690
Rice	10-4	.714	22-10	.688
Tulsa	9-5	.643	14-15	.483
TCU	7-7	.500	16-14	.533
Fresno State	4-10	.286	11-18	.379
UTEP	2-12	.143	5-22	.185
San Jose St.	1-13	.071	3-24	.111

2000-01

TEAM	WAC	PCT	ALL	PCT
TCU	13-3	.813	25-8	.758
Hawai'i	12-4	.750	26-8	.765
SMU	11-5	.688	17-12	.586
Nevada	9-7	.563	16-12	.571
Rice	9-7	.563	18-12	.600
Fresno State	6-10	.375	10-19	.345
Tulsa	4-12	.250	8-21	.276
UTEP	4-12	.250	8-20	.285
San Jose St.	4-12	.250	13-16	.448

CONFERENCE USA
2001-02

TEAM	C-USA	PCT	ALL	PCT
TCU	12-2	.857	24-7	.774
Houston	11-3	.786	26-8	.765
Cincinnati	11-3	.786	27-5	.844
DePaul	8-6	.571	15-14	.517
Tulane	8-6	.571	24-11	.686
Louisville	8-6	.571	17-13	.567
Charlotte	7-7	.500	16-13	.552
Marquette	7-7	.500	14-14	.500
Saint Louis	6-8	.428	14-15	.483
Memphis	5-9	.357	11-17	.393
Southern Miss	4-10	.286	11-17	.393
UAB	4-10	.286	12-16	.429
South Florida	4-10	.286	14-13	.519
East Carolina	3-11	.214	6-21	.222

2002-03

TEAM	C-USA	PCT	ALL	PCT
Charlotte	12-2	.857	21-9	.700
Cincinnati	11-3	.786	23-8	.742
DePaul	12-4	.714	22-10	.688
Tulane	10-4	.714	19-10	.656
TCU	8-6	.571	20-14	.588
Saint Louis	8-6	.571	17-14	.548
Southern Miss	6-8	.429	14-15	.483
Memphis	6-8	.429	13-15	.464
Marquette	6-8	.429	16-14	.533
Houston	6-8	.429	15-13	.536
Louisville	5-9	.357	15-14	.517
East Carolina	4-10	.286	12-16	.429
UAB	4-10	.286	9-19	.296
South Florida	2-12	.143	7-20	.259

2003-04

TEAM	C-USA	PCT	ALL	PCT
Houston	13-1	.929	28-4	.875
TCU	11-3	.786	25-7	.781
Louisville	11-3	.786	20-10	.667
DePaul	10-4	.714	23-7	.767
Marquette	9-5	.643	22-10	.688
Memphis	9-5	.643	21-10	.677
Charlotte	8-6	.571	17-14	.548
USF	7-7	.500	14-15	.483
Cincinnati	5-9	.357	15-16	.484
East Carolina	5-9	.357	14-14	.500
UAB	3-11	.214	9-19	.321
Tulane	3-11	.214	10-18	.357
Southern Miss	2-12	.143	14-13	.519
Saint Louis	2-12	.143	9-19	.296

2004-05

TEAM	C-USA	PCT	ALL	PCT
DePaul	13-1	.929	26-5	.839
Louisville	11-3	.786	22-9	.710
Houston	10-4	.714	21-9	.700
TCU	10-4	.714	23-10	.697
USF	9-5	.643	21-11	.656
Charlotte	9-5	.643	22-9	.710
Marquette	8-6	.571	18-12	.600
East Carolina	6-8	.429	10-18	.357
Memphis	5-9	.357	13-15	.464
UAB	4-10	.286	7-21	.250
Cincinnati	4-10	.286	9-19	.321
Southern Miss	3-11	.214	9-19	.321
Saint Louis	3-11	.214	4-23	.148
Tulane	3-11	.214	11-16	.407

MOUNTAIN WEST CONFERENCE

2005-06

TEAM	MWC	PCT	ALL	PCT
BYU	13-3	.813	26-6	.813
Utah	12-4	.750	27-7	.794
New Mexico	11-5	.688	22-10	.688
TCU	11-5	.688	19-12	.613
Wyoming	10-6	.625	21-9	.700
UNLV	9-7	.563	18-12	.600
Air Force	4-12	.250	13-15	.464
Colorado State	2-14	.125	9-20	.310
SDSU	0-16	.000	3-24	.111

2006-07

TEAM	MWC	PCT	ALL	PCT
BYU	12-4	.750	23-10	.697
TCU	11-5	.688	21-11	.656
Wyoming	11-5	.688	27-9	.750
New Mexico	11-5	.688	24-9	.727
Utah	10-6	.625	19-14	.576
UNLV	8-8	.500	14-15	.483
SDSU	5-11	.313	12-16	.429
Colorado State	3-13	.188	9-20	.310
Air Force	1-15	.063	5-24	.172

2007-08

TEAM	MWC	PCT	ALL	PCT
Utah	16-0	1.000	27-5	.844
TCU	13-3	.812	23-12	.657
Wyoming	12-4	.750	24-7	.774
New Mexico	9-7	.562	20-13	.606
SDSU	7-9	.438	18-13	.581
BYU	7-9	.438	13-16	.448
Air Force	4-12	.250	10-19	.345
UNLV	4-12	.250	8-22	.267
Colorado State	0-16	.000	4-28	.125

2008-09

TEAM	MWC	PCT	ALL	PCT
San Diego State	13-3	.813	23-7	.767
Utah	13-3	.813	22-9	.710
TCU	12-4	.750	20-11	.645
New Mexico	9-7	.563	22-10	.688
BYU	8-8	.500	18-11	.621
Wyoming	8-8	.500	16-14	.533
UNLV	5-11	.313	14-18	.438
Colorado State	4-12	.250	10-21	.323
Air Force	0-16	.000	4-26	.133

2009-10

TEAM	MWC	PCT	ALL	PCT
TCU	12-4	.750	22-9	.710
BYU	11-5	.688	23-10	.697
San Diego State	10-6	.625	23-11	.676
Utah	10-6	.625	23-12	.657
Wyoming	9-7	.563	21-12	.636
New Mexico	9-7	.563	19-13	.594
UNLV	6-10	.375	13-18	.419
Colorado State	5-11	.313	13-17	.433
Air Force	0-16	.000	3-27	.100

2010-11

TEAM	MWC	PCT	ALL	PCT
BYU	15-1	.938	25-9	.735
TCU	13-3	.812	22-11	.667
Wyoming	12-4	.750	24-9	.727
Utah	7-9	.438	18-17	.514
Colorado State	7-9	.438	14-16	.467
San Diego State	6-10	.375	12-17	.414
New Mexico	5-11	.312	13-18	.419
UNLV	4-12	.250	11-20	.355
Air Force	3-13	.188	9-22	.291

2011-12

TEAM	MWC	PCT	ALL	PCT
San Diego State	12-2	.857	25-7	.781
UNLV	10-4	.714	22-10	.688
TCU	9-5	.643	16-14	.533
Colorado State	9-5	.643	13-17	.433
Wyoming	7-7	.500	12-17	.414
Boise State	5-9	.357	15-16	.484
New Mexico	3-11	.214	11-20	.355
Air Force	1-13	.071	6-24	.200

BIG 12 CONFERENCE

2012-13

TEAM	BIG12	PCT	ALL	PCT
Baylor	18-0	1.000	34-2	.944
Iowa State	12-6	.667	24-9	.727
Oklahoma	11-7	.611	24-11	.686
Texas Tech	11-7	.611	21-11	.656
Oklahoma State	9-9	.500	22-11	.667
West Virginia	9-9	.500	17-14	.548
Kansas	8-10	.444	20-14	.588
Kansas State	5-13	.278	19-18	.514
Texas	5-13	.278	12-18	.400
TCU	2-16	.111	9-21	.300

2013-14

TEAM	BIG12	PCT	ALL	PCT
Baylor	16-2	.889	32-5	.865
West Virginia	16-2	.889	30-5	.857
Texas	11-7	.611	22-12	.647
Oklahoma State	11-7	.611	25-9	.735
Iowa State	9-9	.500	20-11	.645
Oklahoma	9-9	.500	18-15	.545
TCU	8-10	.444	18-15	.545
Kansas	5-13	.278	13-19	.406
Kansas State	5-13	.278	11-19	.367
Texas Tech	0-18	.000	6-24	.200

2014-15

TEAM	BIG12	PCT	ALL	PCT
Baylor	16-2	.889	33-4	.892
Oklahoma	13-5	.722	21-12	.636
TCU	9-9	.500	18-14	.563
Oklahoma State	9-9	.500	20-12	.625
Iowa State	9-9	.500	18-13	.581
Texas	9-9	.500	24-11	.686
West Virginia	7-11	.389	23-15	.605
Kansas State	7-11	.389	19-14	.576
Kansas	6-12	.333	15-17	.469
Texas Tech	5-13	.278	15-16	.484

2015-16

TEAM	BIG12	PCT	ALL	PCT
Baylor	17-1	.944	36-2	.947
Texas	15-3	.833	31-5	.861
West Virginia	12-6	.667	25-10	.714
Oklahoma State	11-7	.611	21-10	.677
Oklahoma	11-7	.611	22-11	.667
Kansas State	8-10	.444	19-13	.594
TCU	8-10	.444	18-15	.544
Iowa State	5-13	.278	13-17	.433
Texas Tech	3-15	.167	13-18	.419
Kansas	0-18	.000	6-25	.194

**2016-17**

TEAM	BIG12	PCT	ALL	PCT
Baylor	17-1	.944	33-4	.892
Texas	15-3	.833	25-9	.735
Oklahoma	13-5	.722	23-10	.697
Kansas State	11-7	.611	23-11	.676
Iowa State	9-9	.500	18-13	.581
West Virginia	8-10	.444	24-11	.686
Oklahoma State	6-12	.333	17-15	.531
Texas Tech	5-13	.278	14-17	.452
TCU	4-14	.222	12-18	.400
Kansas	2-16	.111	8-22	.267

2017-18

TEAM	BIG12	PCT	ALL	PCT
Baylor	18-0	1.000	33-2	.943
Texas	15-3	.833	28-7	.800
Oklahoma State	11-7	.611	21-11	.656
Oklahoma	11-7	.611	16-15	.516
TCU	9-9	.500	23-13	.639
West Virginia	8-10	.444	25-12	.676
Kansas State	7-11	.389	18-16	.529
Iowa State	7-11	.389	14-17	.452
Kansas	3-15	.167	12-28	.400
Texas Tech	1-7	.056	7-23	.233

2018-19

TEAM	BIG12	PCT	ALL	PCT
Baylor	18-0	1.000	37-1	.974
Iowa State	13-5	.722	26-9	.743
Texas	12-6	.667	23-10	.697
West Virginia	11-7	.611	22-11	.667
Kansas State	11-7	.611	21-12	.636
TCU	10-8	.556	24-11	.686
Oklahoma State	5-13	.278	14-16	.467
Texas Tech	4-14	.222	14-17	.452
Oklahoma	4-14	.222	8-22	.267
Kansas	2-16	.111	13-18	.419

2019-20

TEAM	BIG12	PCT	ALL	PCT
Baylor	17-1	.944	28-2	.933
TCU	13-5	.722	22-7	.759
Texas	11-7	.611	19-11	.633
Iowa State	10-8	.556	18-11	.621
Kansas State	10-8	.556	16-13	.552
West Virginia	7-11	.389	17-12	.586
Texas Tech	7-11	.389	18-11	.621
Oklahoma State	6-12	.333	15-15	.500
Oklahoma	5-13	.278	12-18	.400
Kansas	4-14	.222	15-14	.517

2020-21

TEAM	BIG12	PCT	ALL	PCT
Baylor	17-1	.944	28-3	.903
West Virginia	13-5	.722	22-7	.759
Oklahoma State	13-5	.722	19-9	.679
Iowa State	12-6	.667	17-11	.607
Texas	11-7	.611	21-10	.677
Oklahoma	9-9	.500	12-12	.500
Texas Tech	5-13	.278	10-15	.400
TCU	4-14	.222	10-15	.400
Kansas	3-15	.167	7-18	.280
Kansas State	3-15	.167	9-18	.333

TCU IN THE POLLS

Highest Ranking (AP):	13
Highest Ranking (USA):	15 (2x)
Most Consecutive Weeks Ranked:	21

2001-02 AP/USA TODAY

Feb. 4, 2002	-/24
Feb. 25, 2002	25/23
Mar. 4, 2002	-/25
Mar. 11, 2002	-/25
Final 2002	-/25

2002-03 AP/USA TODAY

Preseason 2002	-/19
Nov. 25, 2002	-/21
Dec. 2, 2002	-/25

2003-04 AP/USA TODAY

Preseason 2003	24/23
Nov. 10, 2003	24/23
Nov. 17, 2003	23/23
Nov. 24, 2003	23/23
Dec. 1, 2003	21/18
Dec. 8, 2003	19/19
Dec. 15, 2003	22/19
Dec. 22, 2003	19/19
Dec. 29, 2003	19/19
Jan. 5, 2004	19/19
Jan. 12, 2004	18/17
Jan. 19, 2004	21/21
Jan. 26, 2004	21/20
Feb. 2, 2004	18/20
Feb. 9, 2004	22/22
Feb. 16, 2004	17/19
Feb. 23, 2004	13/15
Mar. 1, 2004	16/15
Mar. 8, 2004	18/17
Mar. 15, 2004	20/20
Final 2004	20/22

2004-05 AP/USA TODAY

Nov. 29, 2004	23/22
Dec. 7, 2004	23/25
Mar. 7, 2005	25/24
Mar. 14, 2005	23/-
Final 2005	25/-

2006-07 AP/USA TODAY

Jan. 8, 2007	-/25
Jan. 15, 2007	-/23

2008-09 AP/USA TODAY

Nov. 17, 2008	24/-
Nov. 24, 2008	22/24
Dec. 1, 2008	22/-
Dec. 8, 2008	19/22
Dec. 15, 2008	24/25

2009-10 AP/USA TODAY

Jan. 4, 2010	25/-
Jan. 11, 2010	22/-
Jan. 18, 2010	23/24
Jan. 25, 2010	20/21
Feb. 8, 2010	24/-
Feb. 15, 2010	23/25

2010-11 AP/USA TODAY

Preseason 2010	23/-
Nov. 15, 2010	23/25
Nov. 22, 2010	21/25

2017-18 AP/USA TODAY

Jan. 22, 2018	24/24
Jan. 29, 2018	22/22
Feb. 5, 2018	24/24

2019-20 AP/USA TODAY

Feb. 24, 2020	25/25
---------------	-------

TCU AS A RANKED TEAM

Overall Record:	53-31 (.631)
Home:	29-6 (.829)
Road:	18-18 (.500)
Neutral:	6-7 (.462)

DATE	AP/USA	H/A	OPPONENT	SCORE	W/L
2/8/2002	-/24	H	Southern Miss	72-37	W
2/10/2002	-/24	H	Tulane	59-63 (OT)	L
3/2/2002	25/23	N	Saint Louis	68-57	W
3/3/2002	25/23	N	Tulane	76-80 (OT)	L
3/15/2002	-/25	N	Indiana	55-45	W
3/17/2002	-/25	A	#3/3 Duke	66-76	L
11/22/2002	-/19	H	Utah	54-41	W
11/25/2002	-/21	A	#17/15 Arkansas	66-76	L
11/28/2002	-/21	N	Holy Cross	68-54	W
11/29/2002	-/21	A	#6/6 Purdue	74-93	L
12/3/2002	-/25	H	Green Bay	58-60	L
12/5/2002	-/25	H	SMU	77-57	W
11/21/2003	23/23	H	Texas State	86-44	W
11/24/2003	23/23	A	at SMU	74-64	W
11/29/2003	23/23	A	at BYU	79-74	W
12/2/2003	21/18	H	UT Arlington	73-43	W
12/6/2003	21/18	H	Arkansas	67-62 (OT)	W
12/11/2003	19/19	A	at Green Bay	62-51	W
12/14/2003	19/19	A	at #-/25 Rutgers	65-73	L
12/20/2003	22/19	N	Florida State	81-68	W
12/21/2003	22/19	A	at Pepperdine	86-69	W
12/29/2003	19/19	H	Lamar	95-50	W
12/31/2003	19/19	H	North Texas	91-53	W
1/2/2004	19/19	H	#5/5 Tennessee	66-74	L
1/6/2004	19/19	H	New Mexico State	96-63	W
1/9/2004	19/19	A	at Saint Louis	69-66	W
1/11/2004	19/19	A	at Memphis	78-75	W
1/18/2004	18/17	H	#-/25 Houston	59-61	L
1/23/2004	21/21	H	Louisville	67-42	W
1/25/2004	21/21	H	Cincinnati	73-57	W
1/31/2004	21/20	A	at UAB	96-66	W
2/2/2004	18/20	A	at South Florida	84-89 (2OT)	L
2/6/2004	18/20	H	Tulane	76-44	W
2/8/2004	18/20	H	Southern Miss	76-45	W
2/13/2004	22/22	A	at East Carolina	125-119 (4OT)	W
2/15/2004	22/22	A	at Charlotte	100-91	W
2/20/2004	17/19	H	Marquette	56-47	W
2/22/2004	17/19	H	#12/11 DePaul	73-53	W
2/27/2004	13/15	A	at #17/14 Houston	71-76	L
2/5/2004	16/15	H	vs Charlotte	89-73	W
3/6/2004	16/15	H	vs Louisville	69-59	W
3/7/2004	16/15	H	vs #11/14 Houston	75-86	L
3/20/2004	20/20	A	at Temple	70-57	W
3/22/2004	20/20	N	vs #16/15 Georgia	71-85	L
12/2/2004	23/22	H	SMU	85-65	W
12/5/2004	23/22	A	Arkansas State	64-68	L
12/9/2004	23/25	H	Oklahoma	81-65	W
12/11/2004	23/25	A	Utah	72-85	L
3/19/2005	23/-	N	Oregon	55-58	L
1/11/2007	-/25	A	Air Force	87-61	W
1/18/2007	-/23	A	Utah	65-69	L

DATE	AP/USA	H/A	OPPONENT	SCORE	W/L
1/20/2007	-/23	A	Wyoming	51-66	L
11/20/2008	24/-	H	UT Arlington	70-45	W
11/23/2008	24/-	H	Sam Houston State	89-75	W
11/25/2008	22/24	H	Houston	91-72	W
11/27/2008	22/24	N	vs Boston College	68-77	L
11/28/2008	22/24	N	vs Eastern Michigan	71-55	W
12/4/2008	22/-	A	at Fresno State	51-75	L
12/6/2008	22/-	N	vs Saint Louis	73-59	W
12/7/2008	22/-	A	at #3/3 California	82-73	W
12/14/2008	19/22	A	at #24/24 Oklahoma St.	80-85	L
12/21/2008	24/25	A	at #4/3 Texas A&M	50-64	L
1/6/2010	25/-	A	at Air Force	72-35	W
1/9/2010	25/-	H	Utah	62-41	W
1/13/2010	22/-	A	at Wyoming	67-73	L
1/16/2010	22/-	H	San Diego State	80-63	W
1/23/2010	23/24	A	at UNLV	81-61	W
1/27/2010	20/21	H	Colorado State	87-51	W
1/30/2010	20/21	A	at New Mexico	53-60	L
2/10/2010	24/-	A	at Utah	105-96 (4OT)	W
2/13/2010	24/-	H	Wyoming	78-59	W
2/16/2010	23/25	A	at San Diego State	61-84	L
11/12/2010	23/-	H	Houston Baptist	96-38	W
11/17/2010	23/25	H	SMU	87-73 (2OT)	W
11/19/2010	23/25	A	at UTSA	83-79	W
11/25/2010	21/25	N	vs #10/11 West Virginia	49-62	L
11/26/2010	21/25	N	vs #17/17 Iowa State	59-64	L
11/27/2010	21/25	N	vs Virginia	55-59	L
1/24/2018	24/24	A	at Kansas State	68-63	W
1/27/2018	24/24	H	Oklahoma	62-58	W
1/30/2018	22/22	A	at Iowa State	75-52	W
2/3/2018	22/22	A	at #8/8 Texas	65-92	L
2/7/2018	24/24	H	#22/25 Oklahoma St.	54-71	L
2/10/2018	24/24	A	at #3/3 Baylor	63-83	L
2/26/2020	25/25	H	Texas	67-77	L
3/1/2020	25/25	A	Texas Tech	83-87	L



TCU vs RANKED TEAMS

Overall Record:	29-172 (.144)
Home:	17-66 (.205)
Road:	5-87 (.054)
Neutral:	7-19 (.269)

Overall vs. Top 10:	6-81 (.070)
Overall vs. Top 5:	4-42 (.086)
Overall vs. No. 1:	0-11 (.000)

Highest Ranked Win:	No. 3 (3x)	
vs #3/3 Georgia	W, 64-63	11/27/2004
vs #3/5 Maryland	W, 80-68	11/14/2008
at #3/3 California	W, 82-73	12/7/2008

DATE	H/A	OPPONENT	AP/USA	SCORE	W/L
2/5/1983	H	Texas	3	41-107	L
2/1/1984	A	at Texas	2	62-113	L
3/4/1984	H	Texas	1	63-113	L
1/26/1985	H	Texas	2	53-95	L
1/30/1985	A	at Texas Tech	13	52-96	L
2/25/1985	H	Texas Tech	19	31-65	L
2/27/1985	A	at Texas	1	53-77	L
1/22/1986	A	at Texas	1/1	42-95	L
1/25/1986	H	Texas Tech	-/19	52-88	L
1/28/1986	H	Houston	-/22	62-85	L
2/22/1986	H	Texas	1/1	44-105	L
2/26/1986	A	at Texas Tech	-/21	75-98	L
1/19/1987	H	Texas	1/1	67-99	L
2/17/1987	A	at Texas	1/1	65-110	L
1/16/1988	H	Houston	20/19	96-79	W
1/17/1988	A	at Houston	20/19	72-92	L
1/25/1988	A	at Texas	5/5	62-102	L
2/23/1988	H	Texas	4/4	50-86	L
1/24/1989	H	Texas	10/10	68-88	L
2/24/1989	A	at Texas	8/8	62-100	L
12/29/1989	H	LSU	16/16	61-88	L
1/9/1990	H	Texas	4/4	51-83	L
2/26/1990	A	at Texas	8/8	51-91	L
11/29/1990	A	at LSU	20/20	38-88	L
1/16/1991	H	Arkansas	12/12	62-95	L
1/26/1991	H	Texas	18/18	58-84	L
2/16/1991	A	at Arkansas	9/9	46-82	L
2/27/1991	A	at Texas	14/13	40-77	L
2/1/1992	A	at Houston	16/18	61-90	L
2/5/1992	A	at Texas Tech	20/18	58-92	L
2/19/1992	H	Texas	25/-	55-87	L
3/4/1992	H	Houston	21/22	56-71	L
3/7/1992	H	Texas Tech	14/16	53-75	L
3/11/1992	N	vs. Texas Tech	14/16	62-89	L
1/10/1993	A	at Texas	17/19	59-82	L
1/30/1993	H	Texas Tech	14/14	65-111	L
2/27/1993	A	at Texas Tech	9/10	74-103	L
3/3/1993	H	Texas	14/16	50-75	L
3/10/1993	N	vs. Texas Tech	6/7	50-107	L
11/26/1993	H	Ole Miss	22/22	67-82	L
12/7/1993	H	Colorado	9/10	56-101	L
2/2/1994	A	at Texas Tech	4/4	44-93	L

DATE	H/A	OPPONENT	AP/USA	SCORE	W/L
3/2/1994	H	Texas Tech	6/5	63-89	L
3/9/1994	N	vs. Texas Tech	6/6	55-103	L
12/2/1994	A	at Ole Miss	20/24	56-95	L
1/28/1995	A	at Texas A&M	18/21	47-101	L
2/1/1995	A	at Arkansas	22/-	64-105	L
2/4/1995	H	Texas Tech	6/6	55-99	L
2/28/1995	A	at Oklahoma	25/-	44-92	L
3/4/1995	A	at Texas Tech	7/6	43-97	L
3/6/1995	N	vs. Texas Tech	7/6	36-87	L
11/28/1995	A	at Colorado	8/8	48-96	L
12/21/1995	H	Arkansas	8/9	52-83	L
1/10/1996	A	at Texas Tech	9/12	42-79	L
2/7/1996	H	Texas Tech	7/7	71-90	L
3/6/1996	N	vs. Texas	24/-	78-109	L
12/6/1996	A	at Stephen F. Austin	25/24	76-78	L
2/12/1998	A	at Hawaii	16/16	52-74	L
12/9/1998	A	at Texas Tech	12/12	62-82	L
12/29/1998	N	vs. Alabama	14/12	71-92	L
1/13/1999	H	Colorado State	8/8	76-89	L
2/11/1999	A	at Colorado State	5/5	66-89	L
11/17/1999	A	at UC Santa Barbara	15/13	61-86	L
12/22/1999	H	Texas Tech	7/7	57-63	L
11/27/2000	H	Tennessee	2/2	61-83	L
12/28/2000	H	Texas	15/18	49-70	L
3/17/2001	N	vs. Penn State	21/20	77-75	W
3/19/2001	A	at Louisiana Tech	6/6	59-80	L
11/27/2001	A	at Oklahoma	3/4	60-76	L
3/17/2002	A	at Duke	3/3	66-76	L
11/25/2002	A	at Arkansas	17/15	66-76	L
11/29/2002	A	at Purdue	6/6	74-93	L
12/10/2002	A	at Texas	23/21	54-86	L
12/14/2002	H	Oklahoma	15/17	64-68	L
12/28/2002	H	Vanderbilt	9/8	70-53	W
2/11/2003	A	at Tennessee	3/3	72-86	L
3/25/2003	A	at Connecticut	1/1	66-81	L
12/14/2003	A	at Rutgers	-/25	65-73	L
1/2/2004	H	Tennessee	5/5	66-74	L
1/18/2004	H	Houston	-/25	59-61	L
2/22/2004	H	DePaul	12/11	73-53	W
2/37/2004	A	at Houston	17/14	71-76	L
3/7/2004	H	Houston	11/14	75-86	L
3/22/2004	N	vs. Georgia	16/15	71-85	L
11/27/2004	N	vs. Georgia	3/3	64-63	W
11/28/2004	N	vs. Michigan State	13/14	80-75	W
12/19/2004	A	at Tennessee	9/10	55-82	L
2/13/2005	A	at DePaul	15/15	81-84 (OT)	L
3/5/2005	N	vs. DePaul	12/11	87-77	W
11/12/2005	H	Georgia	11/11	51-80	L
11/26/2005	N	vs. North Carolina	7/8	54-77	L
11/30/2005	A	at Oklahoma	20/19	63-77	L
12/4/2005	A	at USC	-/25	62-65	L
12/6/2005	H	Duke	2/2	52-92	L
1/11/2006	H	New Mexico	18/18	76-67	W
1/25/2006	H	BYU	20/20	64-67	L
2/12/2006	A	at New Mexico	20/20	63-87	L
2/25/2006	A	at BYU	21/18	56-73	L
3/2/2006	A	at Utah	17/22	63-63	W
3/10/2006	N	vs. BYU	20/19	53-63	L



DATE	H/A	OPPONENT	AP/USA	SCORE	W/L
3/19/2006	N	vs. Texas A&M	20/22	69-65	W
3/21/2006	N	vs. Rutgers	9/9	48-82	L
11/17/2006	A	at Maryland	1/1	64-82	L
11/18/2006	N	vs. George Washington	-/25	77-82	L
12/17/2006	A	at Georgia	11/10	56-80	L
12/21/2006	N	vs. DePaul	17/17	74-73	W
11/11/2007	A	at LSU	5/4	54-73	L
11/23/2007	H	California	12/14	55-74	L
12/2/2007	H	Texas A&M	13/12	58-68	L
12/18/2007	H	Oklahoma State	20/23	97-63	W
1/12/2008	A	at Wyoming	21/22	45-62	L
1/13/2008	H	Wyoming	22/21	73-59	W
2/27/2008	A	at Utah	16/15	53-68	L
11/14/2008	H	Maryland	3/5	80-68	W
12/7/2008	A	at California	3/3	82-73	W
12/14/2008	A	at Oklahoma State	24/24	80-85	L
12/21/2008	A	at Texas A&M	4/3	50-64	L
1/25/2009	A	at New Mexico	23/-	63-75	L
3/22/2009	N	vs. South Dakota St.	16/15	55-90	L
11/21/2009	A	at Oklahoma	20/16	70-74	L
11/28/2009	N	vs. Kansas	18/23	74-69	W
12/12/2009	H	Texas A&M	10/5	56-54	W
11/25/2010	N	vs. West Virginia	10/11	49-62	L
11/26/2010	N	vs. Iowa State	17/17	59-64	L
12/12/2010	A	at Texas A&M	7/8	66-91	L
1/2/2011	H	Oklahoma	14/14	76-69	W
11/11/2011	A	at Georgia	12/12	60-83	L
12/11/2011	H	Texas A&M	8/7	53-68	L
12/28/2011	A	at Oklahoma	15/-	54-82	L
12/19/2012	H	Georgia	6/7	59-72	L
1/2/2013	H	Baylor	2/2	35-74	L
1/9/2013	H	Oklahoma	16/14	79-85	L
1/12/2013	A	at Iowa State	24/24	52-68	L
1/30/2013	A	at Oklahoma	21/20	53-74	L
2/5/2013	A	at Oklahoma State	22/21	59-76	L
2/16/2013	A	at Baylor	1/1	45-78	L
2/20/2013	H	Oklahoma State	22/22	64-63	W
3/2/2013	H	Iowa State	23/21	61-58	W
11/28/2013	N	vs. Purdue	16/22	68-75	L
1/2/2014	H	Iowa State	14/10	49-71	L
1/11/2014	A	at Baylor	7/7	46-80	L
1/14/2014	A	at Oklahoma State	11/13	53-65	L
1/29/2014	H	Oklahoma State	11/11	48-49	L
2/1/2014	H	West Virginia	20/24	60-66	L
2/5/2014	A	at Iowa State	-/23	61-60	W
2/16/2014	A	at West Virginia	13/16	57-61	L
2/22/2014	H	Baylor	6/10	46-69	L
3/8/2014	N	vs. West Virginia	7/8	59-67	L
12/7/2014	H	Texas A&M	5/5	71-82	L
1/10/2015	H	Oklahoma State	16/16	70-66	W
1/27/2015	H	Baylor	3/3	67-89	L
2/1/2015	H	Texas	14/16	64-59	W
2/21/2015	A	at Baylor	3/3	75-91	L
11/21/2015	A	at Texas A&M	12/12	78-82	L
12/12/2015	H	Notre Dame	3/3	72-88	L
1/6/2016	H	Oklahoma	17/19	65-78	L
1/9/2016	A	at Baylor	6/7	55-72	L
1/20/2016	H	Texas	6/6	58-65	L

DATE	H/A	OPPONENT	AP/USA	SCORE	W/L
1/24/2016	H	West Virginia	25/-	84-97	L
2/6/2016	A	at Oklahoma	20/19	64-77	L
2/10/2016	A	at Baylor	4/4	75-81	L
2/20/2016	H	Oklahoma State	17/24	79-65	W
2/27/2016	A	at Texas	8/8	58-71	L
11/26/2016	A	at Notre Dame	1/1	59-92	L
12/29/2016	H	West Virginia	12/12	61-83	L
1/1/2017	A	at Oklahoma	24/24	72-87	L
1/7/2017	A	at Texas	15/17	54-83	L
1/11/2017	A	at Baylor	2/2	54-77	L
1/18/2017	A	at Kansas State	22/-	63-74	L
1/25/2017	H	Texas	12/13	69-77	L
2/12/2017	H	Baylor	2/5	73-91	L
2/18/2017	H	Kansas State	24/-	65-68	L
2/25/2017	H	Oklahoma	16/16	64-73	L
12/6/2017	A	at Texas A&M	21/22	58-71	L
12/28/2017	H	West Virginia	9/9	82-87	L
1/10/2018	H	Texas	7/7	79-77	W
1/13/2018	A	at West Virginia	15/15	76-74 (OT)	W
2/3/2018	A	at Texas	8/8	65-92	L
2/7/2018	H	Oklahoma State	22/25	54-71	L
2/10/2018	A	at Baylor	3/3	63-83	L
2/24/2018	H	Baylor	3/3	53-85	L
2/26/2018	A	at Oklahoma State	-/23	72-85	L
3/4/2018	N	vs. Baylor	3/3	48-94	L
1/9/2019	A	at Iowa State	20/RV	54-92	L
1/12/2019	H	Baylor	4/4	55-79	L
1/19/2019	A	at Texas	11/11	67-73	L
2/9/2019	A	at Baylor	1/1	71-89	L
2/13/2019	H	Iowa State	18/21	76-69	W
3/5/2019	H	Texas	21/19	48-62	L
3/9/2019	N	vs. Texas	21/22	64-66	L
12/11/2019	A	at Texas A&M	11/13	68-70	L
1/3/2020	A	at Texas	25/25	65-63	W
1/22/2020	H	Baylor	2/2	57-66	L
1/26/2020	H	West Virginia	25/25	73-60	W
2/12/2020	A	at Baylor	2/2	62-81	L
12/2/2020	H	Iowa State	23/NR	68-91	L
1/2/2021	H	Baylor	7/6	50-74	L
1/26/2021	A	at Baylor	9/8	49-82	L
1/30/2021	H	West Virginia	24/RV	70-79	L
2/20/2021	A	at West Virginia	19/24	78-81	L
3/12/2021	N	vs. Baylor	6/6	55-92	L



TCU IN OVERTIME GAMES

Overall Record:	18-23 (.439)
Home:	10-5 (.667)
Road:	6-12 (.333)
Neutral:	2-6 (.250)
Single Overtime	14-21 (.400)
Double Overtime	2-1 (.667)
Triple Overtime	0-1 (.000)
Quadruple Overtime	2-1 (.667)

DATE	H/A	OPPONENT	OT's	SCORE	W/L
1/26/1978	H	SMU	OT	77-74	W
11/29/1980	A	at Texas Wesleyan	OT	87-88	L
11/28/1981	N	vs. Hardin-Simmons	3OT	111-121	L
1/27/1982	A	at Texas A&M	OT	58-66	L
11/16/1984	N	vs. Pepperdine	OT	68-60	W
12/8/1984	H	Georgia State	OT	68-67	W
2/11/1985	H	Sam Houston State	OT	65-67	L
1/27/1987	H	Rice	2OT	88-84	W
2/7/1987	A	at Texas A&M	OT	79-82	L
12/7/1990	N	vs. Wichita State	OT	64-67	L
1/12/1991	A	at Baylor	OT	84-87	L
1/22/1994	H	SMU	OT	84-89	L
12/7/1996	N	vs. New Mexico State	OT	77-78	L
1/25/1997	H	SMU	4OT	125-127	L
1/8/1998	A	at San Jose State	OT	90-88	W
1/17/1998	H	Hawaii	OT	79-82	L
1/21/1999	A	at Air Force	OT	73-69	W
2/18/1999	H	UNLV	OT	64-63	W
2/27/1999	A	at Tulsa	OT	55-60	L
1/5/2001	A	at Hawaii	OT	72-66	W
2/10/2002	H	Tulane	OT	59-63	L
3/3/2002	N	vs. Tulane	OT	76-80	L
3/9/2003	N	vs. Cincinnati	OT	85-76	W
12/6/2003	H	Arkansas	OT	67-62	W
2/2/2004	A	at South Florida	2OT	84-89	L
2/13/2004	A	at East Carolina	4OT	125-119	W
2/13/2005	A	at #15/15 DePaul	OT	81-84	L
11/18/2005	H	Long Beach State	OT	71-68	W
3/4/2006	H	UNLV	OT	82-77	W
11/19/2006	N	vs. Arizona	OT	56-59	L
12/16/2007	A	at Florida	OT	76-80	L
2/17/2008	H	New Mexico	OT	59-51	W
3/30/2008	A	at Colorado	OT	90-96	L
2/10/2010	A	a Utah	4OT	105-96	W
11/17/2010	H	SMU	2OT	87-73	W
2/12/2011	N	vs. Utah	OT	47-52	L
11/13/2013	A	at SMU	OT	68-72	L
3/21/2015	A	at Southern Miss	OT	73-77	L
1/13/2018	A	at West Virginia	OT	76-74	W
1/17/2021	H	Kansas	OT	81-78	W
03/01/2021	A	at Kansas State	OT	76-79	L

TCU HORNED FROGS BASKETBALL



THIS IS TCU

2021-22 TCU WOMEN'S BASKETBALL FACT BOOK



TCU ATHLETICS COMMUNICATIONS




MARK COHEN

Associate AD for
Athletics Communications

Football, Women's Golf

O: (817) 257-5394
E: m.cohen@tcu.edu



STEVEN SCHOON

Associate Director

Men's Basketball, Men's
Golf

O: (817) 257-5299
E: s.schoon@tcu.edu



DAMEON MYRES

Assistant Director

Women's Basketball,
Equestrian, Sec. Football,
Website

O: (817) 257-5367
C: (817) 897-5331
E: d.myres@tcu.edu



BRANDIE DAVIDSON

Assistant Director

Soccer, Baseball, Rifle

O: (817) 257-7479
E: b.i.davidson@tcu.edu




ANTHONY BRANDT

Assistant Director

Volleyball, Men's Tennis,
Women's Tennis

O: (817) 257-5379
E: a.brandt@tcu.edu



DANI PLUCHINSKY

Graduate Assistant

Swimming & Diving,
Track & Field/XC

O: (817) 257-5378
E: d.pluchinsky@tcu.edu

TCU ATHLETICS COMMUNICATIONS

The TCU Athletics Communications Office is located inside Ed and Rae Schollmaier Arena. The office is open from 8 a.m. to 5 p.m., Monday through Friday. The main office phone number is (817) 257-7969 and the fax number is (817) 257-7964. The women's basketball contact is Dameon Myres. Myres can be reached directly in his office at (817) 257-5367 or via e-mail at d.myres@tcu.edu. Media members may also contact him on his cell phone at (817) 897-5331.

TCU ONLINE

All TCU basketball information is available online at the official website of TCU athletics, GoFrogs.com. All statistical information, along with an archive of the entire season's game stories, game notes and press releases, can be found there.

BIG 12 COMMUNICATIONS

Contact the Big 12 Conference Communications Department for any information or questions concerning Big 12 women's basketball during the 2018-19 season. The Big 12 women's basketball media contact is Russell Luna. He can be reached by phone at (469) 524-1009 or via e-mail at russell@big12sports.com. For the most up-to-date information regarding Big 12 women's basketball, visit the official website of the league at Big12Sports.com.

INTERVIEW REQUESTS

Interviews with TCU basketball student-athletes and coaches must be scheduled directly through the TCU Athletics Communications Office by contacting Dameon Myres. Requests should be made at least 24 hours in advance. While telephone interviews with local media members are permissible, in-person interviews with student-athletes and coaches are recommended and encouraged. All practices are generally closed unless otherwise specified. TV crews and photographers are only permitted to shoot practice after receiving permission from the Athletics Communications Office.

MEDIA WILL CALL

All media passes available for pickup on gameday will be left at media will call, located in the main tunnel on the event level Ed and Rae Schollmaier Arena.

MEDIA CREDENTIAL REQUESTS

All credential requests for home TCU women's basketball games should be made to Dameon Myres. All credential requests for an outlet must be made at one time, and only those applications submitted by an outlet's sports editor or sports director will be considered. Requests should be received no later than noon, two days prior to the game.

GAMEDAY SERVICES

The TCU Athletics Communications Office will provide rosters of both teams, game notes, statistics and media guides to accredited media members for each home contest inside the media room on the event level of Ed and Rae Schollmaier Arena. Complete statistics and game books will be available following each game. Live stats will be available for every TCU home game at TCU.StatBroadcast.com. Media wishing to file stories after the game may do so in the press conference/media room, while food and drinks will be available for working media members prior to each home game in the same location.

RADIO BROADCASTS

Courtesy telephone lines, ISDN SPIDS, and ethernet connections are available courtside on press row for the visiting team's official radio station. The visitor's radio location is at the end of press row. The TCU radio location is located on the opposite end of press row. TCU Director of Broadcasting Brian Estridge serves as the local contact when placing phone line orders. He can be contacted at (817) 257-5462 or via e-mail at b.estrige@tcu.edu.

PHOTOGRAPHERS

As prescribed in NCAA and Big 12 Conference guidelines, working photographers will

be limited to the court baseline areas for game-time shooting. No photographers will be allowed to shoot courtside from in front of either the officials or press row tables. Additionally, tripods will not be allowed at courtside or along the end lines. Strobe light installations must first gain approval by TCU Associate Athletics Director Sassan Sahba. He can be reached at (817) 257-5658 or via e-mail (s.sahba@tcu.edu). No upper-level shooting platforms are available inside Schollmaier Arena. Photographers who wish to cover TCU home games must apply for credentials.

TCU ON THE RADIO

TCU women's basketball games are broadcast live on the radio on 88.7 KTCU FM. Jeff Williams, who enters his 22nd season with the team, will serve as the primary play-by-play announcer. Broadcasts will also be available online on GoFrogs.com.

POSTGAME INTERVIEWS

TCU head coach Raegan Pebley and requested student-athletes will be available for interviews in the media area, located on the lower level of Schollmaier Arena, following a brief cooling-off period. If requested, opposing coaches and student-athletes can be available to the media in the media area prior to TCU's arrival. To request specific players to attend the postgame press conference, contact Cameron Harris during the second half of the game. The TCU locker room is closed to the media both at home and on the road.

WIRELESS INTERNET ACCESS

A wireless internet connection is available courtside. To use the wireless connection, join the secured network "Schollmaier Pressbox" and enter the provided password. Should you encounter technical difficulties, contact a member of TCU Athletics Communications and he/she will be happy to assist you.

GOFROGS.COM

For all the up-to-date information on TCU women's basketball, be sure to visit GoFrogs.com. The official website of TCU Athletics is to go-to place for schedules, results, recaps, stats, photos, videos and much more.

HFTV

GoFrogs.com video can be viewed free of charge through the HFTV multimedia player, an online channel for the most comprehensive audio and video coverage of TCU athletics. TCU women's basketball games that do not air on national or regional television can be seen live via HFTV at GoFrogs.com. Fans can also listen to live audio from every TCU women's basketball game via HFTV at GoFrogs.com.

SOCIAL MEDIA

Fans are also encouraged to follow the TCU women's basketball program on social media throughout the 2021-22 school year. TCU basketball can be found on Twitter (@TCUWBasketball), Facebook (@TCUWBasketball) and Instagram (@TCUWBB).

JUST TCU, THANK YOU!

Though the TCU Department of Intercollegiate Athletics is a proud and integral part of Texas Christian University, it desires to be recognized simply as TCU (acronym only) Athletics. Ditto regarding references to its sports teams: TCU football, TCU women's basketball, TCU baseball, etc.

In all sports-related media references, we respectfully urge that the university's teams be identified with an appropriate appellation – TCU. In subsequent references of the same presentation the team may be referred to by nickname - Horned Frogs. A shorter version of the nickname, Frogs, is acceptable in later usage.



TCU ON THE RADIO

Each 2021-22 TCU women's basketball contest will be broadcast live in the Metroplex on KTCU 88.7 FM with veteran play-by-play man Jeff Williams calling the action. TCU fans outside of the Fort Worth-Dallas area unable to receive the KTCU broadcasts can follow the Frogs live via the internet at www.gofrogs.com/watch.

Williams, who has served as the play-by-play voice of TCU women's basketball since 1998, is now in his 23rd season with the Horned Frogs. Among his TCU broadcasting highlights are covering all 14 of TCU's NCAA Tournament games and all six of TCU's conference championships.

Williams previously served as the sideline analyst for TCU football during radio and television broadcasts and has done play-by-play accounts for select men's basketball games. Additionally, he worked all 12 of TCU's bowl appearances from 1998 to 2011.

Prior to TCU, Williams was a staff member at WBAP Radio in Arlington, Texas. He was also the play-by-play voice of Penn State women's basketball from 1993 to 1995, while serving as sports director of WMAJ in State College, Pa.

A native of Irving, Texas, Williams and his wife, Kathy, have three children, Dustin, Abby and Jake.

ED AND RAE SCHOLLMAIER ARENA

OPENED 2015-16

Previously known as the Daniel-Meyer Coliseum, the facility underwent a \$72 million renovation that was completed during the 2015-16 season. The Schollmaiers provided the lead gift of \$10 million. The Daniel-Meyer name is still prominent as the entire area is known as the Daniel-Meyer Athletic Complex.

The TCU men's and women's basketball programs received new locker rooms and team meeting rooms as well as an expanded sports medicine center. There is also locker rooms for visiting teams and a new video board.

The new building facade for the Ed and Rae Schollmaier Arena architecturally complements Amon G. Carter Stadium and the TCU campus. The interior has a lower playing surface to increase courtside seating and provide a more intimate atmosphere. Wider concourses and multiple public entries have helped ease congestion. The fan experience is further enhanced by new concession stands, a food court and restrooms as well as increased points of sale. A new courtside club lounge is also located on floor level. The facility also includes offices for the athletics administrative staff as well as coaches in various sports, allowing the Ed and Rae Schollmaier Arena to be the hub of TCU Athletics.

Additional features of the Ed and Rae Schollmaier Arena are the Jane & John Justin TCU Athletics Hall of Fame on the concourse level, offices for Olympic sports and administration and a larger main ticket office to support the arena and Amon G. Carter Stadium.

ED AND RAE SCHOLLMAIER HISTORY

Ed Schollmaier is the retired CEO of Alcon Laboratories, Inc., while the late Rae Schollmaier was a dedicated civic volunteer. Through the Schollmaier Foundation, they are longtime philanthropic leaders in Fort Worth.

A TCU Trustee since 1996, Ed Schollmaier chaired the Building and Grounds Committee and served on the Executive, Fiscal Affairs and Intercollegiate Athletics committees, as well as the Committee on

Trusteeship.

Ed Schollmaier was a member of the Neeley School International Board of Visitors and the recipient of Neeley's Ike Harrison Award. He has been recognized as an Honorary Alumnus and an Honorary TCU Letterman. Rae Schollmaier served on the College of Fine Arts International Board of Visitors, the Fine Arts Task Force of The Commission on the Future of TCU and the KinderFrogs School Advisory Board. For their service and generous support, the Schollmaiers were honored with TCU's Horizon Award and the Royal Purple Award.

The Schollmaiers have also supported TCU Athletics through the Ed and Rae Schollmaier Basketball Complex, which opened in 2004.

ED AND RAE SCHOLLMAIER ARENA FACTS

- ▶ \$72 Million Renovation
- ▶ Lowered Playing Surface
- ▶ Wider Concourses
- ▶ New Concession Stands
- ▶ Court Side Club Lounge
- ▶ Team Meeting Rooms
- ▶ Food Court
- ▶ TCU Athletics Hall of Fame
- ▶ Sport Offices
- ▶ New Locker Rooms
- ▶ Expanded Sports Medicine
- ▶ New Video Boards

SCHOLLMAIER ARENA STATS


First Game Dec. 20, 1915
76-47 Win, vs. Southern Utah

Most Points (TCU Player) 33
Amber Ramirez,
vs. SE Louisiana, Dec. 10, 2017

Most Points (Opp. Player) 34
Bridget Carleton,
vs. Iowa State, Feb. 13, 2019

Most Points (TCU Team) 112
vs. SE Louisiana, Dec. 10, 2017

Most Points (Opp. Team) 97
vs. West Virginia, Jan. 24, 2016



Jeremiah Donati was appointed as TCU's director of intercollegiate athletics on December 11, 2017. Previously the Horned Frogs' deputy athletics director, Donati became the eighth director of intercollegiate athletics in TCU's history.

Since his arrival at TCU in 2011, Donati has played a major role in enhancing the TCU student-athlete experience through donor-supported facility upgrades totaling over \$400 million. The most recent project was the \$113 million Legends Club & Suites which opened in Fall 2020 on the east side of Amon G. Carter Stadium. He was also instrumental in the final stages of fundraising for the \$164 million rebuild of the stadium which was completed in 2012.

Other facility projects spearheaded by Donati's fundraising include the \$80 million renovation of Ed and Rae Schollmaier Arena, upgrades at Charlie and Marie Lupton Baseball Stadium at Williams-Reilly Field, the Huffman Football Center and the replacement of the Jane Justin Field and improved lighting at Garvey-Rosenthal Soccer Stadium. There was also a resurfacing of the Sheridan and Clif Morris Football Practice Fields and Moncrief Field at Amon G. Carter Stadium, the football locker room improvements project and a refurbishing of the Schollmaier Basketball Complex.

Additionally, Donati secured a new equestrian facility closer to campus with the program's move to Diamond Creek Ranch in Fort Worth. Most recently, the latest named facility is the Young Family Equipment Room. New video boards were also installed for football, soccer and swimming and diving.

In March 2019, Donati worked with TCU football legend, Pro Football Hall of Famer and TCU Board of Trustees member LaDainian Tomlinson to create The Tomlinson Student-Athlete Development Endowment Fund. Benefiting TCU's Student-Athlete Development Department and the Team America Foundation, the fund supports student-athletes from all of TCU's sports programs to help prepare them for their lives and careers after graduation.

Under Donati, the TCU Athletics program has grown to 22 sports, the most in the Big 12 Conference, with the January 2020 announcement of the addition of women's triathlon which will begin competition in Fall 2023.

Donati oversees a coaching staff that has totaled 30 National Coach of the Year honors. Four head coaches (Jamie Dixon, men's basketball; Gary Patterson, football; Angie Ravaioli-Larkin, women's golf; Haley Schoolfield, equestrian) have served as presidents of their national coaching organizations. Donati has



JEREMIAH DONATI

DIRECTOR OF INTERCOLLEGIATE ATHLETICS

10th Year at TCU

completed contract extensions for Dixon, women's basketball head coach Raegan Pebley and women's soccer head coach Eric Bell. Most recently, in June 2021, Donati announced the hiring of Kirk Saarloos as head baseball coach.

The 2020-21 athletics season saw 10 of 21 TCU sports appear in the national top 25 with 13 sports earning postseason representation. TCU set a school record with three Big 12 team championships as conference titles were won in baseball, women's soccer and men's tennis. Baseball has won a combined six Big 12 regular season and tournament championships since joining the conference, double the total of the next-closest schools. It was the first title in program history for women's soccer as it also reached the Elite Eight of the NCAA Tournament. Men's tennis collected its fourth Big 12 championship in the last six seasons. Additionally, rifle won the air rifle national title and finished second overall at the NCAA Championship after winning it all in 2019.

Before the 2019-20 athletics season was cut short by the COVID-19 pandemic, nine sports were ranked in the national top 25. Men's indoor track and field won the Big 12 Championship in the 4x400 relay for the fourth time in five seasons. The defending national champion rifle program was ranked No. 2 in the country, won the Patriot Rifle Conference and was at the NCAA Championship set to defend its title. On the academic side, 90 student-athletes graduated during the year with 137 named to the Academic All-Big 12 Team.

In 2018-19, Donati's first full season as director of intercollegiate athletics, TCU teams and individuals combined for five NCAA championships and eight Big 12 titles. Eighteen of 21 sports were represented in postseason play, while 11 teams were ranked in the national top 25. The 2017-18 campaign saw 11 sports earn top-25 rankings with 13 programs in postseason competition, including men's basketball making its first NCAA Tournament appearance since 1998 and football posting its third top-10 final ranking in four seasons.

Donati has also overseen record levels of donor support in Frog Club annual giving and overall athletics giving.

The three highest totals in overall athletics giving at TCU came in the four years he oversaw fundraising in the Frog Club. Additionally, TCU reached record levels in men's basketball attendance as well as setting new marks in ticket and licensing revenues under Donati.

Prior to TCU, Donati was with Leigh Steinberg Sports and Entertainment as general counsel and director of player representation. His extensive experience in professional and intercollegiate athletics includes fundraising positions with the University of Arizona Wildcat Club, Washington State University Cougar Athletic Fund and the Cal Poly University Mustang Club.

Donati earned a B.A. in politics and government in 2001 from the University of Puget Sound, where he was a basketball student-athlete. He received a Juris Doctorate from Whittier Law School in 2005 and is a member of the California Bar Association. He is also a member of the Big 12 Conference's Football Working Group, the Board of Trustees for the Davey O'Brien Foundation in Fort Worth, the inaugural Coalition Academy in conjunction with the National Coalition of Minority Football Coaches, and the National Sports Marketing Network.

Donati and his wife, Nicole, live in Fort Worth and have two daughters: Colette and Naomi.



TCU ATHLETICS EXECUTIVE TEAM



JULIE AUSTIN
Associate A.D.
Marketing & Licensing



GRETCHEN BOUTON
Senior Associate A.D.
Student Services



MARK COHEN
Associate A.D.
Communications



SEAN CONNER
Associate A.D.
Ticket Operations



JAY FIELDS
Assistant Vice President/GM
Horned Frogs Sports Properties



TBA
Associate A.D.
Student-Athlete Development



KENNETH JANAK
Senior Associate A.D.
Athletics Financial Officer



KIM JOHNSON
Senior Associate A.D.
Senior Woman Administrator



MICHAEL LEVY
Associate A.D.
Development & Frog Club



MONICA RAY-GOTH
Executive Assistant to
Athletics Director



SASSAN SAHBA
Associate A.D.
Facilities & Game Day Mgmt.



KYLE SEAY
Associate A.D.
Digital Brand Strategy



MIKE SINQUEFIELD
Deputy Athletics Director
Internal Affairs



IKE UKAEGBU
Senior Associate A.D.
Compliance



SHAWN WORTHEN
Associate A.D.
Athletic Academic Services





DR. VICTOR J. BOSCHINI JR.

CHANCELLOR

19th Year at Texas Christian

Texas Christian University is approaching its sesquicentennial in 2023, prompting plans for celebration as well as reflection upon TCU's rich heritage and traditions over the span of 150 years. Chancellor Victor J. Boschini is the 10th Chancellor and follows in the footsteps of other strong leaders with each chancellor taking TCU to new heights.

Chancellor and TCU's First Lady Megan Boschini consider themselves fortunate to have been a part of the University for the past 18 years. During that time, they have set a tone as a couple that emphasizes a "place at the table" for all members of the ever-growing TCU community. In his message at commencement, the Chancellor promotes the importance of civility in today's society, challenging graduates to perform acts of kindness and assume the best in others. This "be kind—pass it on" message is vintage Chancellor Boschini and part of the growing movement of inclusiveness on campus.

The TCU of today is a vibrant learning community with approximately 11,379 students (9,704 undergraduates and 1,675 graduate students) and over 2,300 faculty/staff members. Combine the TCU student body and workforce with the almost 90,000 living graduates and you have a thriving enterprise where students come first and faculty and staff are valued for the enormous contribution they make to the growth and development of their students.

Topping the list of TCU's academic initiatives is the opening of the new TCU and UNTHSC School of Medicine in Fort Worth. This new college with classes on the TCU campus will eventually produce 240 MDs in Fort Worth with specialized training as empathetic medical professionals who treat patients with compassion and ingenuity. Referred to as Dorman Scholars, the first class of students began their studies on July 8, 2019. The Chancellor is extremely grateful to local philanthropist, H. Paul Dorman for agreeing to provide full scholarships to each member of this inaugural class.

While TCU has grown in both size and splendor, its upward trajectory toward

greater distinction as an institution has been guided since 2003 by its strategic process, Vision in Action. TCU is currently in the third phase of the strategic process, Vision in Action: Lead On. Under the direction of the Board of Trustees, the strategic plan includes four goals centered on 1) strengthening academic profile and reputation; 2) strengthening endowment; 3) strengthening the TCU experience and campus culture; and 4) strengthening the workforce: both employees and graduates. The Board also outlined a priority commitment to several building projects over the next three to five years.

Three themes that have emerged as foundational to TCU's institutional goals and key to the University's strategic priorities include diversity and inclusion; a highly engaging TCU academic and student life experience; and student support with an integrated and holistic student success model. Efforts are underway to implement the plan in alignment with annual budgeting and assessment, with development of a dashboard to monitor progress over the course of the next few years.

Fundraising is in progress for institutional priorities embodied in this bold and ambitious strategic plan, with TCU currently in the leadership gift phase of The Campaign for TCU. At the April 2019 meeting of the Board of Trustees, the Board approved a \$1 billion campaign goal. This goal signifies the Board's intent to sustain momentum at a critical time with strong leadership in place, to solidify TCU's place among its peer aspirant schools, and to deliver real-world impact. The public phase of the campaign will commence in October 2019 with a series of kick-off events across the country over the next 12-18 months.

Chancellor and Mrs. Boschini are actively engaged on campus and in the greater Fort Worth community, which strengthens the stature of TCU as Fort Worth's University. The Boschinis frequently host groups of students, faculty/staff and graduates at Minor House and attend a variety of campus events and activities. Typically, they participate in Frog Camp where they enjoy meeting new students each summer.

In the past, they have been privileged to accompany incoming students to London, Paris and Seville along with Washington, D.C., Savannah and our very own Fort Worth. Dr. Boschini also teaches a class called The American University Experience each fall in the College of Education.

As First Lady, Megan Boschini has made it her goal to showcase TCU in the best light possible—from entertaining countless groups at their home to interacting with students on campus in various fine arts and athletic settings. She has been active in a variety of community boards and organizations, and currently serves on the board of Gill Children's Services. In December 2018, Mrs. Boschini teamed up with Jacqueline Dixon as well as staff and family members of Sodexo Food Service and Catholic Charities Fort Worth to host the inaugural A Very Purple Christmas, an event designed to bring together families in need for a holiday meal.

Chancellor Boschini was recently elected as Chair of the Big 12 Conference and will serve in that role for the next two years. In addition, he sits on the boards of the Fort Worth Symphony Orchestra, the Van Cliburn Foundation, Moncrief Cancer Institute, and the University of Mount Union Board of Trustees.

Chancellor Boschini came to TCU from Illinois State University, where he served as president, vice president for student affairs, and associate professor in the Department of Educational Administration and Foundations. Prior to that, he held administrative and teaching positions at Butler and Indiana universities.

Chancellor and Mrs. Boschini are committed to ensuring that TCU continues on the pathway toward reaching its vision as a world-class, values-centered university, and one that offers a premier campus experience. They both believe that we share the responsibility—and the honor—to shape and transform the leaders who will shape and transform our world.



WHAT

WE



WHAT

WE

PLAY

WHAT

BIG 12
CHAMPION

FOR



BIG 12 CONFERENCE



2021-22 HORNNED FROGS SCHEDULE

DAY	DATE	OPPONENT	LOCATION	TIME	TV/STREAM
Tuesday	Nov. 9	HOUSTON BAPTIST	FORT WORTH, TEXAS	6:30 p.m. CT	Big 12 Now/ESPN+
Wednesday	Nov. 17	at Tulane	New Orleans, La.	6 p.m. CT	TBA
Sunday	Nov. 21	NORTH CAROLINA!	FORT WORTH, TEXAS	3:30 p.m. CT	Big 12 Now/ESPN+
Friday	Nov. 26	at St. Mary's#	Moraga, Calif.	2 p.m. PT	WCC Network
Saturday	Nov. 27	vs. Cal Baptis#	Moraga, Calif.	12 p.m. PT	N/A
Wednesday	Dec. 1	SOUTHEASTERN LOUISIANA	FORT WORTH, TEXAS	6:30 p.m. CT	Big 12 Now/ESPN+
Sunday	Dec. 5	FLORIDA\$	FORT WORTH, TEXAS	1 p.m. CT	Big 12 Now/ESPN+
Sunday	Dec. 12	TEXAS A&M	FORT WORTH, TEXAS	1 p.m. CT	Big 12 Now/ESPN+
Sunday	Dec. 19	INCARNATE WORD	FORT WORTH, TEXAS	1 p.m. CT	Big 12 Now/ESPN+
Tuesday	Dec. 21	UC-RIVERSIDE	FORT WORTH, TEXAS	1 p.m. CT	Big 12 Now/ESPN+
Wednesday	Dec. 29	DAVIDSON	FORT WORTH, TEXAS	6:30 p.m. CT	Big 12 Now/ESPN+
Sunday	Jan. 2	KANSAS*	FORT WORTH, TEXAS	1 p.m. CT	Big 12 Now/ESPN+
Wednesday	Jan. 5	at Baylor*	Waco, Texas	7 p.m. CT	Big 12 Now/ESPN+
Saturday	Jan. 8	at Iowa State*	Ames, Iowa	TBA	TBA
Wednesday	Jan. 12	OKLAHOMA STATE*	FORT WORTH, TEXAS	6:30 p.m. CT	Big 12 Now/ESPN+
Saturday	Jan. 15	at Oklahoma*	Norman, Okla.	1:30 p.m. CT	TBA
Wednesday	Jan. 19	TEXAS TECH*	FORT WORTH, TEXAS	6:30 p.m. CT	Big 12 Now/ESPN+
Saturday	Jan. 22	TEXAS*	FORT WORTH, TEXAS	1 p.m. CT	Big 12 Now/ESPN+
Saturday	Jan. 29	at Kansas State*	Manhattan, Kan.	6:30 p.m. CT	Big 12 Now/ESPN+
Wednesday	Feb. 2	WEST VIRGINIA*	FORT WORTH, TEXAS	6:30 p.m. CT	Big 12 Now/ESPN+
Saturday	Feb. 5	at Kansas*	Lawrence, Kan.	TBA	TBA
Wednesday	Feb. 9	at Oklahoma State*	Stillwater, Okla.	6:30 p.m. CT	Big 12 Now/ESPN+
Saturday	Feb. 12	IOWA STATE*	FORT WORTH, TEXAS	1 p.m. CT	Big 12 Now/ESPN+
Wednesday	Feb. 16	at West Virginia*	Morgantown, W. Va.	7 p.m. ET	Big 12 Now/ESPN+
Saturday	Feb. 19	BAYLOR*	FORT WORTH, TEXAS	1 p.m. CT	Big 12 Now/ESPN+
Wednesday	Feb. 23	OKLAHOMA*	FORT WORTH, TEXAS	6:30 p.m. CT	Big 12 Now/ESPN+
Saturday	Feb. 26	at Texas*	Austin, Texas	TBA	TBA
Tuesday	Mar. 1	at Texas Tech*	Lubbock, Texas	TBA	TBA
Saturday	Mar. 5	KANSAS STATE*	FORT WORTH, TEXAS	1 p.m. CT	Big 12 Now/ESPN+

Home Games in **BOLD** | All Times Local to Site

! - Maggie Dixon Classic (doubleheader to include Alabama vs. Duke game at noon)

- St. Mary's Tournament

\$ - SEC/Big 12 Challenge

* - Big 12 Conference Game

2021-22 TCU WOMEN'S BASKETBALL FACT BOOK

