

GAME 10

TCU HORNED FROGS (5-4, 0-4) vs. OKLAHOMA STATE COWGIRLS (8-2, 4-0)



Saturday, Jan. 9, 2021 | 2 p.m. | Stillwater, Okla. | Gallagher Arena



Head Coach: Raegan Pebley
at TCU: 122-82, 7th Season
Career: 278-257, 18th Season

Head Coach: Jim Littell
at OSU: 184-113, 10th Season
Career: 184-113, 10th Season

Mike Wolfe
Laticia Trammell

Jeff Williams

GoFrogs.com
OKState.com

@TCUWBBasketball
@TCUWBB

2020-21 SCHEDULE/RESULTS

OVERALL: 5-4 | BIG 12: 0-4
HOME: 5-3 | AWAY: 0-1 | NEUTRAL: 0-0

DATE	OPPONENT	TV	TIME/RESULTS
N25	INCARNATE WORD	ESPN+	W, 84-59
N28	CENTRAL ARKANSAS	ESPN+	W, 65-48
D2	#23 IOWA STATE*	ESPN+	L, 68-91
D6	at Missouri\$	SECN+	Canceled
D9	LAMAR	ESPN+	W, 79-53
D13	MIDDLE TENNESSEE	ESPN+	W, 83-77
D19	at Texas Tech*	ESPN+	L, 72-78
D22	ORAL ROBERTS	ESPN+	W, 62-48
J2	#7 BAYLOR*	ESPN+	L, 50-74
J6	OKLAHOMA STATE*	ESPN+	L, 53-78
J9	at Oklahoma*	--	PPD
J9	at Oklahoma State*	ESPN+	2 p.m.
J14	at Kansas State*	--	PPD
J14	at Texas	LHN	7 p.m.
J17	KANSAS*	ESPN+	1 p.m.
J23	TEXAS TECH*	ESPN+	1 p.m.
J26	at Baylor*	TBA	7 p.m.
J30	WEST VIRGINIA*	ESPN+	1 p.m.
F6	at Kansas*	TBA	4 p.m.
F10	KANSAS STATE*	ESPN+	6:30 p.m.
F13	at Iowa State*	TBA	7 p.m.
F17	TEXAS*	ESPN+	6:30 p.m.
F20	at West Virginia*	ESPN+	1 p.m.
F24	OKLAHOMA*	ESPN+	6:30 p.m.

All times central | Home games in **BOLD**

* - Big 12 conference game | \$ - SEC/Big 12 Challenge

ESPN+ - Big 12 Now on ESPN+ (subscription required)

F5OK - Game on Fox Sports Oklahoma

LHN - Longhorn Network

FAST BREAKS

- TCU (5-4, 0-4) will make a quick schedule pivot, turning around to face the Oklahoma State Cowgirls (8-2, 4-0) this Saturday, Jan. 9, in Stillwater, Okla. This game replaces TCU's originally scheduled contest at Oklahoma that was canceled due to OU not meeting the conference's roster thresholds.
- In addition to the above schedule change, TCU will now play at Texas this Thursday, Jan. 14.
- Senior Lauren Heard is the only player in the Big 12 Conference to rank among the top-15 players in points, rebounds, assists and steals per game. She ranks seventh in scoring (17.9), 13th in rebounding (6.6), fourth in assists (4.9) and fourth in steals (2.1)
- Freshman Aja Holmes is coming off her best game donning the Purple & White, registering new career-highs in points scored (14), field goals made (5), three-point field goals made (4), rebounds (3), assists (2) and minutes played (24). It was the true freshman's first-ever double-digit scoring effort.
- The Horned Frogs continue to rank among the top-50 teams in the nation in dishing out assists. TCU ranks No. 3 in the Big 12 Conference and No. 49 in the nation with 16.4 assists per game. Heard ranks fourth in the league and 58th in the nation with 4.9 assists and junior Caroline Germond ranks eighth in the Big 12 and 170th in the nation with 3.8 assists per game.

THE STARTING FIVE



20
LAUREN HEARD
G | 5-9 | Sr.
17.9 PPG



13
TAVY DIGGS
G | 6-2 | So.
8.9 PPG



1
AAHLIYAH JACKSON
G | 5-10 | Gr.
5.8 PPG



23
MICHELLE BERRY
F | 6-2 | Sr.
8.8 PPG



5
YUMMY MORRIS
F | 6-3 | Jr.
10.4 PPG

BY THE NUMBERS

13

Current all-time ranking in scoring for senior Lauren Heard, with 1,221 career points.

21

Number of steals TCU collected against Incarnate Word, which ranks 4th most in single-game history.

16.4

Number of assists the Frogs average this season, which ranks 3rd in the Big 12 and 49th in the nation.

**ROSTER BREAKDOWN****BY CLASS****Graduate Students (2)**

Michelle Berry, Aahliyah Jackson

Seniors (2)

Lauren Heard, Emma Schmidt

Juniors (4)

Caroline Germond, Kayla Mokwuah, Patricia Morris, Yummy Morris

Sophomores (2)

Tavy Diggs, Maddi Puli

Freshmen (4)

Amari Conn, Aja Holmes, Aaliyah Morgan, Adhel Tac

BY POSITION**Guard (8)**

Amari Conn, Tavy Diggs, Caroline Germond, Lauren Heard, Aja Holmes, Aahliyah Jackson, Maddi Puli, Emma Schmidt

Forward (6)

Michelle Berry, Aaliyah Morgan, Maddi Puli, Patricia Morris, Yummy Morris, Adhel Tac

Center (1)

Kayla Mokwuah

BY HOME STATE/COUNTRY**Arkansas (2)**

Aahliyah Jackson, Yummy Morris

Australia (1)

Maddi Puli

California (1)

Patricia Morris

Florida (1)

Michelle Berry

France (1)

Caroline Germond

Iowa (1)

Emma Schmidt

Massachusetts (1)

Kayla Mokwuah

Missouri (1)

Amari Conn

Texas (5)

Tavy Diggs, Lauren Heard, Aja Holmes, Aaliyah Morgan, Adhel Tac

NUMERICAL ROSTER

NO.	NAME	POS.	HT.	YR.	HOMETOWN (PREVIOUS SCHOOL)
0	Caroline Germond	G	5-7	Jr.	Angers, France (South Plains College)
1	Aahliyah Jackson	G	5-10	Gr.	Ft. Smith, Ark. (Texas A&M)
4	Amari Conn	G	5-7	Fr.	Kansas City, Mo. (Lincoln Prep)
5	Yummy Morris	F	6-3	Jr.	North Little Rock, Ark. (North Little Rock HS)
10	Emma Schmidt	G	5-9	Sr.	Waukee, Iowa (Waukee HS)
11	Maddi Puli	G/F	6-2	So.	Werribee, Australia (Mackillop College)
12	Aaliyah Morgan	F	6-1	Fr.	Tyler, Texas (Lee HS)
13	Tavy Diggs	G	6-2	So.	Richardson, Texas (Plano East HS)
15	Aja Holmes	G	5-8	Fr.	Cibolo, Texas (Steele HS)
20	Lauren Heard	G	5-9	Sr.	Denton, Texas (Guyer HS)
22	Kayla Mokwuah	C	6-4	Jr.	Longmeadow, Mass (George Washington)
23	Michelle Berry	F	6-2	Gr.	Miami, Fla. (Virginia Tech)
24	Adhel Tac	F	5-11	Fr.	Sachse, Texas (Sachse HS)
32	Patricia Morris	F	6-7	Jr.	Duarte, Calif. (Oregon State)

ALPHABETICAL ROSTER

NO.	NAME	POS.	HT.	YR.	HOMETOWN (PREVIOUS SCHOOL)
23	Michelle Berry	F	6-2	Gr.	Miami, Fla. (Virginia Tech)
4	Amari Conn	G	5-7	Fr.	Kansas City, Mo. (Lincoln Prep)
13	Tavy Diggs	G	6-2	So.	Richardson, Texas (Plano East HS)
0	Caroline Germond	G	5-7	Jr.	Angers, France (South Plains College)
20	Lauren Heard	G	5-9	Sr.	Denton, Texas (Guyer HS)
15	Aja Holmes	G	5-8	Fr.	Cibolo, Texas (Steele HS)
1	Aahliyah Jackson	G	5-10	Gr.	Ft. Smith, Ark. (Texas A&M)
22	Kayla Mokwuah	C	6-4	Jr.	Longmeadow, Mass (George Washington)
12	Aaliyah Morgan	F	6-1	Fr.	Tyler, Texas (Lee HS)
32	Patricia Morris	F	6-7	Jr.	Duarte, Calif. (Oregon State)
5	Yummy Morris	F	6-3	Jr.	North Little Rock, Ark. (North Little Rock HS)
11	Maddi Puli	G/F	6-2	So.	Werribee, Australia (Mackillop College)
10	Emma Schmidt	G	5-9	Sr.	Waukee, Iowa (Waukee HS)
24	Adhel Tac	F	5-11	Fr.	Sachse, Texas (Sachse HS)

COACHING & SUPPORT STAFF

POSITION	NAME (YEAR AT TCU [ALMA MATER])
Head Coach	Raegan Pebley (7th Season) [Colorado, 97]
Associate Head Coach	Hanna Howard (7th Season) [Portland, 05]
Associate Coach	Britney Brown (5th Season) [Oklahoma, 07]
Assistant Coach	Abi Olajuwon (3rd Season) [Oklahoma, 10]
Player Development Coordinator	Leah Foster (3rd Season) [St. Edward's, 06]
Director of Operations	Angela Gonzaga
Graduate Assistant	Natascha Hartvich
Graduate Assistant	Karviar Shepherd
Strength & Conditioning Coach	Taylor Larson
Athletic Trainer	Alissa Schenk

PRONUNCIATION GUIDE

Amari Conn	uh - MAR - ee
Tavy Diggs	TAH - vee (sounds like taffy)
Caroline Germond	jurr - MOND
Aja Holmes	AH - zha
Aahliyah Jackson	uh - LEE - uh
Kayla Mokwuah	mock - WUH
Maddi Puli	PEW - lie
Adhel Tac	TACK (like a thumb tack)



THE MATCH-UP

- TCU and Oklahoma State will meet for the 22nd time in a series that dates back to 1984.
- The Cowgirls lead the all-time series 13-8, following its 78-53 win over the Horned Frogs in Fort Worth on Wednesday. OSU's win snapped a three-game skid to TCU.
- The Horned Frogs are 6-4 when facing Oklahoma State in Fort Worth. TCU had won two straight and three of the past five games overall prior to Wednesday's loss.
- TCU takes a 2-9 record into Gallagher Arena against the Cowgirls. TCU defeated OSU in Stillwater last season, which stopped a three-game road losing streak to the Cowgirls.
- Last season, TCU handed the Cowgirls a 12-point loss at Schollmaier Arena, downing OSU 49-37. It was OSU's lowest offensive scoring effort since falling 66-35 to Texas back on Jan. 10, 2017.
- It marked just the third time in the past 10 seasons that OSU was held under 40 points in a game.

SCOUTING THE COWGIRLS

- Oklahoma State is now 8-2 overall and has won five straight. The Cowgirls are in a four-way tie for first-place in the Big 12 standings, but is the only team in the league with four wins (4-0).
- Following its 75-48 home win over Texas Tech last Saturday, the Cowgirls downed TCU on the road, 78-53 this past Wednesday.
- OSU also has Big 12 wins over West Virginia and Oklahoma. It's win over the Sooners also came on the road.
- The Cowgirls rank No. 1 in the Big 12 and No. 2 in the nation with 7.8 blocked shots per game. Mack leads the nation with 43 blocked shots overall and a 4.3 blocks per game average.
- OSU ranks among the top-three teams in the league in 10 different statistical categories, which includes ranking second in the Big 12 in assists (165) and defensive field goal percentage (.350)

LAST TIME OUT FOR THE FROGS

- TCU fell in Big 12 Conference action for a second straight game with a loss to Oklahoma State on Wednesday, falling 78-53 to the Cowgirls at home.
- True freshman Aja Holmes led the way with a career-high 14 points, but OSU's Natasha Mack notched a triple-double with 28 points, 17 rebounds and 10 blocked shots.

BIG 12 CONFERENCE CHALK TALK

- TCU is 53-59 all-time in Big 12 games, since moving to the league in 2012-13.
- Since becoming a member, TCU's most league wins have come against Kansas (11). The Frogs have registered 10 wins against Iowa State and Texas Tech.
- The Horned Frogs registered a program-best 13-5 record in Big 12 play last season, which led to TCU's highest finish in the Big 12 standings, coming in second-place. The Frogs were picked to finish eighth in Big 12 play last season.
- TCU is 0-4 to open Big 12 play for the first time since the 2015-16 season.
- This marks just the third time in nine seasons that

TCU has opened the Big 12 slate at 0-4 (2016-17 and 2012-13).

HOME SWEET SCHOLLMAIER ARENA

- TCU is 35-2 overall in non-conference games played inside Schollmaier Arena.
- In addition to the team's 28 consecutive win streak over non-conference opponents at home, TCU has compiled an overall record of 35-9 inside the complex over the past three seasons.
- The Horned Frogs are now 67-25 all-time inside Schollmaier Arena since opening back on Dec. 20, 2015.

WELCOME TO THE BLOCK PARTY

- TCU totaled 11 blocked shots in its non-conference finale against Oral Roberts on Dec. 22, registering double-digit blocks in a game for the first time since collecting 10 blocked shots against Montana State back on Dec. 8, 2018.
- It marks the most blocked shots in a game since notching 11 blocks against SMU back on Nov. 18, 2018.
- Junior Yummy Morris totaled a season-best and tied a career-high with four blocked shots in the game. She has a team-leading 11 blocked shots on the year, which ranks seventh in the Big 12 and 61st in the nation.
- TCU's total of 35 blocked shots on the season ranks among the nation's top-55, coming in at No. 53 overall.

DON'T EVEN THINK OF 60

- TCU limited an opponent to under 60 points for a fourth time this season and are 4-0 in those games.
- Under head coach Raegan Pebley, the Horned Frogs are 55-3 (.948) all-time when limiting the opposing team to score 60 points or less.
- The Horned Frogs have won 13 straight games when limiting opposing teams to under 60 points.
- The last time a TCU team was defeated, limiting an opponent to under 60 points, came back on April 3, 2019, against Arizona in the WNIT Semifinals. Arizona won the game 59-53.

THRICE AS NICE

- Senior Lauren Heard was named the Big 12 Co-Player of the Week on Dec. 14.
- Heard earned Big 12 Player of the Week honors for the third time in her career, after collecting a pair of POW selections last season.
- She is the first TCU player to be named Big 12 Player of the Week three times in a career, surpassing Zahna Medley as the only other two-time Big 12 POW recipient. Medley was also tabbed a Big 12 Freshman of the Week four times.
- Heard became the first TCU player to be named the conference player of the week at least three times in a career since Helena Sverrisdottir (nine-time MWC Player of the Week honors).

MOVING ON UP

- Senior Lauren Heard is making her way up the ranks in multiple school career leaders lists.
- The Denton, Texas, native now ranks No. 13 all-time in school history with 1,221 points scored in her

GENERAL INFORMATION

Location	Fort Worth, Texas
Founded	1873
Enrollment	11,379
Colors	Purple and White
Nickname	Horned Frogs
Home Facility	Ed and Rae Schollmaier Arena
Opened	2015
Capacity	6,700
Conference	Big 12 Conference
Affiliation	NCAA Division I
Chancellor	Dr. Victor J. Boschini Jr.
Athletics Director	Jeremiah Donati
Senior Woman's Administrator	Kim Johnson
Faculty Athletics Rep.	Rhonda Hatcher
Athletics Department Phone	(817) 257-5658

HISTORY

First Season	1977-78 (44th season)
First NCAA DI Season	1982-83 (38th season)
Record All-Time	633-660 (.489)
Record in NCAA DI	558-586 (.487)
Regular Season Conference Championships	3
Conference Tournament Championships	3
Years in NCAA Championships (Last)9 (2010)
Record in NCAA Championships	5-9
Years in WNIT (Last)7 (2019)
Record in WNIT	13-7

BASKETBALL COACHING STAFF

Head Coach	Raegan Pebley (Colorado, 1997)
Record at TCU	122-82 (7th season)
Career Record	278-257 (18th season)
Associate Head Coach	Hanna Howard (7th season)
Associate Coach	Britney Brown (5th season)
Assistant Coach	Abi Olajuwon (3rd season)
D-Ops	Angela Gonzaga (7th season)
Player Development	Leah Foster (3rd season)
GA's	Natascha Hartvich (3rd season)
.	Karviar Shepherd (2nd season)
Administrative Assistant	Jodi Clifton
Office Phone Number	(817) 257-7962

2019-20 REVIEW

Overall Record	22-7
. Home: 13-3 Away: 9-4 Neutral: 0-0	
Big 12 Record (Finish)	13-5 (2nd)
Conference Tournament	N/A
Postseason	N/A
Final AP/USA Today Ranking	RV/RV

2020-21 PREVIEW

Letterwinners Returning/Lost	5/8
Starters Returning/Lost	2/4
Returning Redshirts	0
Newcomers	9

ATHLETICS COMMUNICATIONS

Women's Basketball Contact	Dameon Myres
Cell Phone	(817) 897-5331
Office Phone	(817) 257-5367
Email	d.myres@tcu.edu

TOP-25 POLLS

ASSOCIATED PRESS TOP-25 (Jan. 3, 2021)

No.	Team	Rec.	Pts.	Last
1	Stanford (27)	9-0	745	1
2	Louisville	7-0	695	2
T-3	NC State (2)	10-0	680	3
T-3	UConn (1)	6-0	680	4
5	South Carolina	6-1	647	5
6	Baylor	8-1	590	7
7	Arizona	8-1	535	6
8	Texas A&M	10-0	534	9
9	UCLA	6-2	505	11
10	Kentucky	9-1	497	13
11	Oregon	8-1	453	8
12	Maryland	6-1	392	14
13	Arkansas	10-2	372	10
14	Mississippi State	6-2	365	12
15	Michigan	7-0	349	16
16	Ohio State	4-0	256	17
17	Texas	8-1	251	19
18	South Florida	7-1	204	21
19	Indiana	5-2	193	20
20	DePaul	5-3	173	18
21	Gonzaga	8-2	113	23
22	Northwestern	4-2	108	15
23	Michigan State	8-0	106	25
24	Syracuse	5-1	98	22
25	Missouri State	4-2	66	24

OTHERS RECEIVING VOTES: North Carolina 32, South Dakota State 27, Georgia 25, Iowa 18, Tennessee 10, Rice 9, Alabama 8, Arizona State 7, Washington State 3, Oregon State 2, Iowa State 2

USA TODAY COACHES TOP-25 (Jan. 5, 2021)

No.	Team	Pts.	Last	1st-Place Votes
1	Stanford (9-0)	799	1	31
2	Louisville (7-0)	756	2	1
3	N.C. State (10-0)	733	3	0
4	South Carolina (7-1)	694	4	0
5	Connecticut (6-0)	687	5	0
6	Baylor (8-1)	630	6	0
7	Texas A&M (10-0)	575	9	0
8	Kentucky (9-1)	553	11	0
9	UCLA (6-2)	509	12	0
10	Arizona (8-1)	506	8	0
11	Oregon (8-1)	484	7	0
12	Maryland (7-1)	435	14	0
13	Arkansas (10-2)	420	10	0
14	Michigan (7-0)	365	17	0
15	Mississippi State (6-2)	357	13	0
16	Ohio State (5-0)	339	15	0
17	Texas (8-1)	261	19	0
18	Indiana (5-3)	191	18	0
19	South Florida (7-1)	188	22	0
20	Syracuse (5-1)	186	20	0
21	Gonzaga (9-2)	145	23	0
22	DePaul (5-3)	136	21	0
23	Northwestern (4-2)	95	16	0
24	Michigan State (8-0)	77	NR	0
25	Missouri State (4-2)	67	24	0

OTHERS RECEIVING VOTES: South Dakota State (7-2) 55; Georgia (9-1) 43; Iowa (7-1) 37; Florida State (4-1) 31; Arizona State (7-3) 13; Florida Gulf Coast (7-2) 9; Tennessee (6-1) 6; North Carolina (7-2) 5; Central Florida (5-1) 5; IUPUI (8-1) 4; Clemson (8-2) 3; Dayton (3-1) 1.

career. She also ranks No. 3 overall in free throw attempts (532) and No. 5 overall in free throws made (383).

- She is among the school's top-10 players in both steals and assists. She currently ranks No. 10 in steals (181) and No. 8 in assists (335).
- A complete list of career-record marks for Heard can be found in these notes on page five.

FASTEST TO 100

- Lauren Heard, who scored 125 points through the first six games of the season, became the fifth different TCU player to pour in at least 100 points through her first six games of a season over the past 15 years.
- Zahna Medley is the last player to score 100+ points in six games, having done it in both 2015-16 and 2013-14. She scored 102 points in six games back in 2015-16 and notched 116 points in six games during the 2013-14 campaign.
- Heard joined the likes of Emily Carter (136, 2010-11), TK Lafleur (102, 2008-09) and Adrienne Ross (101, 2006-07) as the only other players to score 100+ points in six games in the past 15 seasons.

A-LISTED!

- Lauren Heard was named to both the Lieberman Award and Naismith Trophy preseason watch lists.
- An All-Big 12 First Team selection a year ago, and a Preseason All-Big 12 honoree, Heard is the only returning Big 12 player to rank among the top-10 in the league in scoring, assists and steals.
- She ranked fourth overall in the Big 12 in points scored (18.4), sixth in assists (4.0) and was second in steals (2.1).
- She led the league and was the only player in the conference to average at least 20 points (20.1) in Big 12 only games last season.
- In five games against top-25 ranked teams, she averaged 16.4 points, tallied 2.4 steals and dished out 3.2 assists per contest.

JACKSON FIVE-FOR-FIVE

- Graduate transfer Aahliyah Jackson registered a 5-of-5 effort from the field in a win over Central Arkansas back on Nov. 28.
- Jackson became the first TCU player to shoot 1.000 from the field with at least five attempts since Jordan Moore was 8-of-8 against West Virginia back on Feb. 16, 2019.
- In her first season with the Horned Frogs, Jackson has notched new single-game career-highs in minutes (29), points (13, twice), field goals (5) and steals (3).

THE COMEBACK TRAIL

- TCU erased an 11-point deficit in its win over Middle Tennessee back on Dec. 13
- It marked the first come-from-behind win this season following a deficit of at least 10 points and the third time to do so in the past two seasons.
- The Horned Frogs wiped out a 10-point deficit to Iowa State and a 12-point deficit to Kansas State last season. Both wins came on the road.
- TCU has trailed by at least one point in all five of its wins during the 2020-21 season.

TAKE ME HOLMES TONIGHT

- True freshman Aja Holmes set new career-highs in multiple categories this past Wednesday.
- The Cibolo, Texas, native scored a career-high 14 points to lead the Frogs, while also notching new career marks in field goals made (5), three-pointers made (3) and minutes played (24).

YOU STOLE IT!

- TCU tallied 21 steals in its season-opening win against Incarnate Word.
- The Horned Frogs totaled 20+ steals in a game for the first time in more than 16 seasons. It was the first 20-steal game since collecting 20 steals against Cornell back on Jan. 2, 2006.
- The 21 steals are tied for the fourth-most in a single game by a TCU team.
- The all-time record is 24 steals, which happened twice overall, but the last time coming against Southern Miss back in 2005.

NON-CONFERENCE CHALK TALK

- TCU wrapped up non-conference play having now won 28 straight home games over non-conference opponents - a streak that dates back to the 2017-18 season.
- The win streak includes WNIT home victories over the previous two seasons, as well.
- The Horned Frogs' last home loss to a non-conference opponent came back on Nov. 21, 2017, in a defeat to Yale.
- TCU is 49-4 overall against non-conference teams played at home in the regular-season under head coach Raegan Pebley. TCU has gone undefeated in non-conference home games over the past three seasons.
- TCU is 69-23 at home against all non-conference opponents under coach Pebley, which includes home wins over WNIT postseason opponents.
- A look at TCU in non-conference games over the previous six seasons:

NON-CONFERENCE PLAY IN PEBLEY ERA*

SEASON	RECORD	PCT.	H	A	N
2020-21	5-0	1.000	5-0	0-0	0-0
2019-20	9-2	.818	7-0	2-2	0-0
2018-19	10-1	.909	8-0	2-0	0-1
2017-18	10-2	.833	7-1	1-1	2-0
2016-17	8-3	.727	8-1	0-2	0-0
2015-16	8-3	.727	7-1	1-2	0-0
2014-15	8-3	.727	7-1	0-1	1-1

OVERALL 58-14 .805 49-4 6-8 3-2

* - Regular-season contests only

A LOOK AHEAD

- With TCU's game at Kansas State postponed, the Frogs will now head to Austin this coming Thursday, Jan. 14, to take on the Texas Longhorns.
- Tip-off is set for 7 p.m. inside the Erwin Center.

SERIES BREAKDOWN



VS.



Meeting 33rd
 All-Time Series OU leads, 22-10
 Date Series Began Jan. 3, 1992
 Last Game Played March 4, 2020
 Current Winning Streak TCU, won 6
 TCU at Home 7-8
 TCU on the Road 2-14
 TCU on a Neutral Court 1-0

SINCE TCU JOINED THE BIG 12 CONFERENCE

TCU Record in Series 7-10
 TCU at Home 4-4
 TCU on the Road 2-6
 TCU on a Neutral Court 1-0

LAST 10 GAMES

Date	W/L	Score	Location
03/04/2020	W	96-71	Fort Worth
01/19/2020	W	82-63	Norman
03/02/2019	W	76-63	Norman
01/22/2020	W	86-71	Fort Worth
03/03/2018	W	90-83	Oklahoma City
01/27/2018	W	62-58	Fort Worth
01/04/2018	L	71-84	Norman
02/25/2017	L	64-73	Fort Worth
01/01/2017	L	72-87	Norman
02/06/2016	L	64-77	Norman

* - Big 12 Conference Tournament

TALE OF THE TAPE

	TCU	OU
Record	5-4	4-5
Conference Record	0-4	1-3
Scoring	68.4	74.2
Opponent Scoring	67.3	74.6
Scoring Margin	+1.1	-0.4
Field Goal Percentage	.405	.459
Field Goal Percentage Defense	.388	.420
Three-Point Field Goal Percentage	.315	.390
Three-Point Field Goal Percentage Defense	.320	.280
Free Throw Percentage	.706	.706
Rebounding	38.9	37.1
Opponent Rebounding	38.9	36.9
Rebounding Margin	+0.0	+0.2
Assists	16.4	13.6
Turnovers	15.6	16.8
Steals	8.0	6.3
Blocks	4.2	6.3

TEAM LEADERS

	--- TCU ---		--- OU ---	
Scoring	Heard	17.9 / gm	Williams	23.0 / gm
Rebounding	Berry	7.2 / gm	Simpson	7.1 / gm
Assists	Heard	44	Tot	48
Steals	Heard	19	Scott	12
Blocks	Y. Morris	12	Vann	7

HEARD'S PUSH FOR THE RECORD BOOKS

CAREER RECORDS

POINTS

11. Jill Sutton	1997-2001	1,300
12. Ashley Davis	2003-07	1,291
13. Lauren Heard	2017-Present	1,221
14. Tricia Payne	1998-2003	1,178
15. Kianna Ray	2016-20	1,170

FIELD GOALS MADE

8. Leah Garcia	1994-98	478
9. Amy Okonkwo	2016-19	477
10. Emily Carter	2007-11	474
-- Lauren Heard	2017-Present	374

FIELD GOAL ATTEMPTS

8. Janice Dziuk	1986-90	1,137
9. Jill Sutton	1997-01	1,087
10. Jordan Moore	2015-19	1,080
-- Lauren Heard	2017-Present	1,031

FREE THROWS MADE

3. Emily Carter	2007-11	398
4. Zahna Medley	2012-16	393
5. Lauren Heard	2017-Present	383
6. Janice Dziuk	1986-90	357
7. Adrienne Ross	2003-08	341

FREE THROW ATTEMPTS

1. Sandora Irvin	2001-05	705
2. Helena Sverrisdottir	2007-11	599
3. Lauren Heard	2017-Present	532
4. Jordan Moore	2015-19	524
5. Janice Dziuk	1986-90	511

ASSISTS

6. Adrienne Ross	2003-08	387
7. Moneka Knight	2004-08	348
8. Lauren Heard	2017-Present	335
9. Amy Sutton	1997-2001	304
Leah Garcia	1994-98	304

STEALS

8. Andrea Boris	1989-93	195
9. Lorie Butler-Rayford	2004-08	183
10. Lauren Heard	2017-Present	181





BIG 12 STANDINGS

TEAM	BIG 12	PCT.	H	A	Streak	OVERALL PCT.	H	A	N	Streak
Oklahoma State	4-0	1.000	2-0	2-0	W4	8-2 0.800	5-2	3-0	0-0	W5
Baylor	3-0	1.000	1-0	2-0	W3	8-1 0.889	5-0	3-1	0-0	W6
Texas	2-0	1.000	1-0	1-0	W2	8-1 0.889	7-1	1-0	0-0	W5
Kansas	1-0	1.000	1-0	0-0	W1	5-2 0.714	5-1	0-1	0-0	W1
Iowa State	2-1	0.667	1-0	1-1	L1	6-4 0.600	4-1	2-3	0-0	L1
West Virginia	1-2	0.333	0-1	1-1	W1	7-2 0.778	4-1	1-1	2-0	W2
Texas Tech	1-3	0.250	1-1	0-2	L2	6-4 0.600	6-2	0-2	0-0	L2
Oklahoma	1-3	0.250	0-2	1-1	W1	4-5 0.444	3-3	1-2	0-0	W1
Kansas State	0-2	0.000	0-1	0-1	L2	5-4 0.556	4-3	1-1	0-0	L2
TCU	0-4	0.000	0-3	0-1	L4	5-4 0.556	5-3	0-1	0-0	L2

BIG 12 PRESEASON HONORS

PRESEASON PLAYER OF THE YEAR

NaLyssa Smith, Baylor, F, 6-2, Jr., Converse, Texas

PRESEASON NEWCOMER OF THE YEAR

DiJonai Carrington, Baylor, G, 5-11, Gr., San Diego, Calif.

PRESEASON FRESHMAN OF THE YEAR

Sarah Andrews, Baylor, G, 5-6, Irving, Texas

PRESEASON ALL-BIG 12 TEAM

Queen Egbo, Baylor
 DiDi Richards, Baylor
 NaLyssa Smith*, Baylor
 Ashley Joens, Iowa State
 Ayoka Lee, Kansas State
 Taylor Robertson, Oklahoma
 Natasha Mack, Oklahoma State

Lauren Heard, TCU

Charli Collier, Texas
 Vivan Gray, Texas Tech

HONORABLE MENTION

Kristin Scott (Iowa State), Zakiyah Franklin (Kansas),
 Holly Kersgieter (Kansas), Rachel Ranke (Kansas
 State), Ana Llanusa (Oklahoma), Madi Williams
 (Oklahoma), Celeste Taylor (Texas), Chrislyn Carr
 (Texas Tech), Kysre Gondrezick (West Virginia) and
 Kari Niblack (West Virginia).

BIG 12 PRESEASON POLL

1. Baylor (9)	81
2. Texas (1)	73
3. Iowa State	69
4. Kansas State	50
5. West Virginia	45
6. Texas Tech	36
7. Oklahoma	33
8. Oklahoma State	26
9. TCU	23
10. Kansas	14

BIG 12 PLAYERS OF THE WEEK

DATE	PLAYER	SCHOOL
Nov. 30	Charli Collier	Texas
Dec. 7	Ashley Joens	Iowa State
Dec. 14	Lauren Heard	TCU
	Ashley Joens	Iowa State
Dec. 21	NaLyssa Smith	Baylor
Dec. 28	Natasha Mack	Oklahoma State
Jan. 4	Madi Williams	Oklahoma

TCU HONOR ROLL

LAUREN HEARD


Preseason All-Big 12	Oct. 21
Lieberman Watch List	Nov. 9
Naismith Trophy Watch List	Nov. 17
TCU Student-Athlete of the Week	Dec. 2
Big 12 Player of the Week	Dec. 14
TCU Student-Athlete of the Week	Dec. 15

YUMMY MORRIS

TCU Scholar-Athlete of the Month	Dec. 2
----------------------------------	--------

BIG 12 FRESHMAN OF THE WEEK

DATE	PLAYER	SCHOOL
Nov. 30	Ioanna Chatzileonti	Kansas
Dec. 7	Ioanna Chatzileonti	Kansas
Dec. 14	Lexi Donarski	Iowa State
Dec. 21	Hannah Gusters	Baylor
	Lexy Keys	Oklahoma State
Dec. 28	Emily Ryan	Iowa State
Jan. 4	DeYona Gaston	Texas



ED & RAE SCHOLLMAYER ARENA | OPENED 2015-16



TCU INSIDE SCHOLLMAYER ARENA

YEAR	NC	B12	PS	OVA	PCT.
2020-21	5-0	0-3	0-0	5-3	.714
2019-20	7-0	6-3	0-0	13-3	.812
2018-19	8-0	6-3	3-0	17-3	.850
2017-18	6-1	5-4	2-0	13-5	.722
2016-17	8-1	3-6	0-0	11-7	.611
2015-16*	1-0	5-4	2-0	8-4	.667
	35-2	25-23	7-0	67-25	.728

* - **First Game:** _____ Dec. 20, 2015
TCU 76, Southern Utah 47

NC - Non-Conference
B12 - Big 12 Conference
PS - Postseason

Previously known as the Daniel-Meyer Coliseum, the facility underwent a \$72 million renovation that was completed during the 2015-16 season. The Schollmaiers provided the lead gift of \$10 million. The Daniel-Meyer name is still prominent as the entire area is known as the Daniel-Meyer Athletic Complex.

The TCU men's and women's basketball programs received new locker rooms and team meeting rooms as well as an expanded sports medicine center. There is also locker rooms for visiting teams and a new video board.

The new building facade for the Ed and Rae Schollmaier Arena architecturally complements Amon G. Carter Stadium and the TCU campus. The interior has a lower playing surface to increase courtside seating and provide a more intimate atmosphere. Wider concourses and multiple public entries have helped ease congestion. The fan experience is further enhanced by new concession stands, a food court and restrooms as well as increased points of sale. A new courtside club lounge is also located on floor level. The facility also includes offices for the athletics administrative staff as well as coaches in various sports, allowing the Ed and Rae Schollmaier Arena to be the hub of TCU Athletics.

Additional features of the Ed and Rae Schollmaier Arena are the Jane & John Justin TCU Athletics Hall of Fame on the concourse level, offices for Olympic sports and administration and a larger main ticket office to support the arena and Amon G. Carter Stadium.

ED AND RAE SCHOLLMAYER HISTORY

Ed Schollmaier is the retired CEO of Alcon Laboratories, Inc., while the late Rae Schollmaier was a dedicated civic volunteer. Through the Schollmaier Foundation, they are longtime philanthropic leaders in Fort Worth.

A TCU Trustee since 1996, Ed Schollmaier chaired the Building and Grounds Committee and served on the Executive, Fiscal Affairs and Intercollegiate Athletics committees, as well as the Committee on Trusteeship.

Ed Schollmaier was a member of the Neeley School International Board of Visitors and the recipient of Neeley's Ike Harrison Award. He has been recognized as an Honorary Alumnus and an Honorary TCU Letterman. Rae Schollmaier served on the College of Fine Arts International Board of Visitors, the Fine Arts Task Force of The Commission on the Future of TCU and the KinderFrogs School Advisory Board. For their service and generous support, the Schollmaiers were honored with TCU's Horizon Award and the Royal Purple Award.

The Schollmaiers have also supported TCU Athletics through the Ed and Rae Schollmaier Basketball Complex, which opened in 2004.





HEAD COACH | RAEGAN PEBLEY | 7TH SEASON



Raegan Pebley is in her seventh season as TCU women's basketball head coach in 2020-21. Pebley led the Horned Frogs to four postseason appearances in her first five seasons, including WNIT Semifinals appearances in both 2017-18 and 2018-19. The 2019-20 squad was on the way to making a postseason

appearance prior to the NCAA Tournament being canceled due to the COVID-19 pandemic.

Pebley (pronounced Pee-blee) has had the Frogs on an upward trend over the past three seasons, as their 69 total wins during that stretch are ranked third among all Big 12 teams while its 32 conference victories also rank third.

The 2019-20 campaign saw the Frogs register a 22-7 overall record and a 13-5 mark in Big 12 play. It marked Pebley's third-consecutive 20-win season, while the 13 Big 12 wins rank most in school history. It also matches the most conference wins for TCU in any league (2000-01, WAC; 2007-08 and 2010-11, MWVC). TCU would go onto finish second-place in the Big 12 standings - the highest finish for the Frogs since joining the league in 2012-13.

The Frogs have been on an upward trend over the past three seasons. TCU notched a 24-11 record in 2018-19, coming up just one-win shy of the school's record 25 victories (2000-01, 2003-04). In addition, TCU also set program records with 17 home victories in 2018-19 and the 13 Big 12 Conference wins this past season. The Horned Frogs also managed to register its most road wins in the Pebley era, notching nine victories on the road in 2019-20.

TCU collected its first national ranking in 10 years during the 2017-18 campaign, as well, coming in as high as No. 22. The Frogs then made its way back into the WBCA Top-25 rankings during the 2019-20 season, coming in at No. 25, the week of Feb. 25.

TCU ranked among the Big 12's top teams this past season, ranking first in free throw attempts (621), third in free throws made (417), second in steals (274), first in steals per game (9.4), second in opponent three-point percentage (.273), and first in forced turnovers (18.62). Three different Horned Frogs would go onto earn All-Big 12 honors, giving TCU at least two players on the All-Big 12 team in four of its six seasons as a member of the Big 12 Conference.

Lauren Heard became just the third Horned Frog in program history to be named to the All-Big 12 First Team, joining Zahna Medley (2014, 2015, 2016) and Jordan Moore(2019). Kianna Ray would earn second team honors and Jayde Woods was named honorable mention. A total of 14 players have earned All-Big 12 honors under Pebley.

The 2019-20 campaign also saw Pebley record her 100th victory on the sidelines at TCU. She is just the second coach in school history to boast at least 100 victories at the helm of the Horned Frogs basketball program.

The Frogs went on a tear in the postseason for a second-consecutive year in 2018-19, winning four games in the WNIT before falling on the road to eventual champion Arizona in the semifinals. Pebley's squad dominated the early rounds of the tournament, winning its first four games by an average of 17 points, including three victories at home and an impressive road win at Arkansas.

TCU finished among the top-three teams in the Big 12 in several statistical categories in 2018-19, including scoring defense, blocked shots, assists, turnover margin and steals. The Frogs finished eighth in the NCAA in both total blocked shots (189) and blocked shots per game (5.4) and led the Big 12 in total steals (331), steals per game (9.5) and turnovers forced per game (17.34).

The 2018-19 season was a continuation of a successful

climb for TCU under Pebley. The Frogs won 18 games in each of her first two seasons with a WNIT Second Round appearance in 2014-15 followed by appearances in the WNIT Third Round and Semifinals in 2015-16 and 2017-18, respectively. TCU's WNIT victory in 2015 was its first postseason win in seven years.

During the 2017-18 campaign, the Frogs earned their first national ranking since 2010, claiming a spot in the top-25 for three weeks. The ranking came in the midst of a seven-game Big 12 winning streak, the Frogs' best conference winning streak since 2008. During the streak, the Frogs beat No. 7 Texas then knocked off No. 15 West Virginia on the road, marking just the second time in program history TCU won back-to-back games against ranked teams.

The Frogs went on to finish 9-9 in the Big 12 in 2017-18, capping the regular season with a win over Oklahoma in the Big 12 Championship quarterfinal and advancing to the first semifinal since the Frogs joined the Big 12.

TCU then played in its third WNIT under Pebley and made a deep run in the tournament, advancing to the semifinal where the Frogs fell on the road to eventual champion Indiana. Along the way, TCU won four games in the tournament, including a pair of road wins, pushing TCU's total to 10 wins away from home in 2017-18, the program's most since 2004-05.

In 2017-18, TCU was the only Big 12 team to finish in the Big 12's top three in field goal, 3-point and free throw percentage. The Frogs averaged 74.8 points and 16.5 assists per game, both the second best in program history, and posted a program-best 1.1 assist-turnover ratio.

Individually, numerous players have flourished in Pebley's system, perhaps none more than TCU's all-time leading scorer, Medley who earned three All-Big 12 First Team honors in her career - two under Pebley - and was the first three-time all-conference first team selection in program history.

Medley finished her career with TCU bests of 1,975 career points, a 15.6 points per game scoring average and 316 made 3-pointers. She finished second in TCU history with 633 made field goals and 510 assists.

Moore's progression throughout her TCU career is indicative of Pebley's teaching ability. The Round Rock, Texas, native finished her career as TCU's all-time leader in field goal percentage, shooting 54.7 percent in her four years in Fort Worth, as well as the single-season leader after shooting 59.0 percent in her senior campaign. She also finished seventh in the TCU record book with 1,514 points, second with 892 rebounds and third with 243 blocks.

Additionally, the Frogs have won both of their Big 12 individual awards under Pebley, most recently with Okonkwo earning the Sixth Man Award in 2017-18. Chelsea Prince was named the Big 12 Defensive Player of the Year in 2014-15, marking the fourth-straight such selection under Pebley.

Off the court, the Frogs have seen incredible success under Pebley. In her six seasons, TCU student-athletes have earned 27 Academic All-Big 12 honors, that after earning just four in the two years prior to Pebley's arrival.

Included in the 27 selections is a record four first-team selections in 2019-20. Jada Butts was one of the 2016-17 first team selections and became the first Frog to earn Academic All-Big 12 honors in four straight years, while Ray followed in her footsteps, taking home all-academic honors from 2016-20.

Pebley has not only served TCU, but also the women's basketball community as a whole. She is a member of the Kay Yow Cancer Fund Board of Directors, helping guide the Fund's mission to extend and improve the lives of all women battling cancer by raising money for research and assisting the underserved.

PEBLEY'S TIMELINE

1997-99:	George Mason	Assistant Coach
1999-2001:	Colorado State	Assistant Coach
2002-12:	Utah State	Head Coach
2012-14:	Fresno State	Head Coach
2014-present:	TCU	Head Coach

COACHING HIGHLIGHTS

HONORS (AT TCU)

- ▶ Four WNIT appearances
- ▶ 11 postseason wins
- ▶ 14 All-Big 12 selections
- ▶ Big 12 Defensive Player of the Year
- ▶ Big 12 Sixth Man of the Year
- ▶ 26 Academic All-Big 12 selections

HONORS (PRIOR TO TCU)

- ▶ Seven NCAA Tournaments (two as head coach, one as assistant coach, four as player)
- ▶ 12 overall postseason appearances (NCAA and WNIT)
- ▶ WBCA National Coach of the Year Finalist (2001)
- ▶ WAC Coach of the Year (2001)
- ▶ Rebuilt Utah State program that was reinstated in 2003 after 25-year hiatus

PLAYING HIGHLIGHTS

- ▶ 106-24 record, four NCAA Tournament appearances in four seasons at Colorado
- ▶ Elite Eight appearance as sophomore
- ▶ Two Sweet Sixteen appearances
- ▶ Finished all four seasons ranked in Associated Press Top 25; two AP top-five finishes
- ▶ 1,045 career points, 701 career rebounds
- ▶ Two-time all-conference, including second-team All-Big 12 in 1997
- ▶ 21st overall selection in 1997 WNBA Draft (Utah Starzz)
- ▶ Played in WNBA's first two seasons (Utah Starzz, Cleveland Rockers)

COACHING RECORD

YEAR	SCHOOL	OVERALL	CONF	FINISH
2003-04	Utah State	5-22	5-13	T-8th
2004-05	Utah State	14-14	9-9	6th
2005-06	Utah State	3-24	2-14	9th
2006-07	Utah State	11-18	7-9	6th
2007-08	Utah State	9-20	5-11	7th
2008-09	Utah State	16-15	9-7	T-5th
2009-10	Utah State	13-17	5-11	7th
2010-11	Utah State	18-15	10-6	3rd
2011-12	Utah State	21-10	11-3	2nd
2012-13	Fresno State	24-9	13-3	2nd
2013-14	Fresno State	22-11	13-5	2nd
2014-15	TCU	18-14	9-9	T-3rd
2015-16	TCU	18-165	8-10	T-6th
2016-17	TCU	12-18	4-14	9th
2017-18	TCU	23-13	9-9	5th
2018-19	TCU	24-11	10-8	6th
2019-20	TCU	22-7	13-5	2nd
2020-21	TCU	5-4	0-4	-

SCHOOL	YEARS	OVERALL	CONF
Utah State	9	110-155	63-94
Fresno State	2	46-20	26-8
TCU	7	122-82	53-59
	18	278-257	142-161



She is also a member of the Women's Basketball Coaches Association (WBCA) Board of Directors, helping the Association's mission to improve and advance the game of women's basketball.

TCU officially announced the hiring of Pebley as the program's seventh head coach on April 1, 2014.

Pebley arrived at TCU after spending the previous two seasons at Fresno State where she led the Bulldogs to Mountain West tournament titles and berths into the NCAA Tournament in each of her two seasons. Fresno State compiled a 46-20 (.697) overall record under the direction of Pebley, including a 26-8 (.765) mark in league play, while four Bulldogs earned All-Mountain West honors, including back-to-back Defensive Player of the Year selections.

Pebley's Fresno State squads featured one of the top defensive units in the country, as the 2012-13 Bulldogs ranked third in the NCAA in steals with 12.9 per game, doing so while only fouling 12.1 times per game to rank No. 7 nationally for the fewest fouls committed per game. The Bulldogs allowed a paltry 62.4 points per contest in the two seasons under Pebley.

The Orem, Utah, native faced a tall task in her first head coaching position, starting the Utah State women's basketball program after its reinstatement in 2003 following a 25-year hiatus. Pebley led the Aggies for nine seasons, building the program from scratch into back-to-back WNIT berths, marking the first postseason appearances in school history.

Pebley garnered WAC Coach of the Year accolades for the 2010-11 season after the Aggies advanced to their first WNIT, where they toppled Arizona, and was a WBCA National Coach of the Year finalist in 2012 after Utah State registered its first-ever 20-win season and returned to the WNIT.

In her nine seasons at Utah State, 12 Aggies earned all-conference honors, including Ashlee Brown, who was named the WAC Defensive Player of the Year in 2012, the first of four straight student-athletes to earn the league's top defensive awards under Pebley. Before taking over the Utah State program, Pebley served as an assistant coach at George Mason from 1997-99 under Jim Lewis and Debbie Taneyhill and at Colorado State from 1999-01 under Tom Collen.

At CSU, the Rams went 48-17 in her two seasons with the team reaching the second round of the NCAA Tournament in 2001 and the semifinals of the WNIT in 2000.

A standout at the University of Colorado, Pebley was selected with the 21st overall pick of the inaugural WNBA Draft in 1997, where she played two seasons with the Cleveland Rockers and Utah Starzz. She has since returned to a role within the league as she regularly serves as the color analyst on television broadcasts for the Dallas Wings.

During her collegiate career at Colorado, Pebley helped lead the Buffs to a 106-24 overall record and four conference championships, including winning the inaugural Big 12 tournament title in 1997. In her career, Pebley earned all-conference accolades twice, including a second team All-Big 12 selection in 1997. She is the first former All-Big 12 selection to return to coach in the league.

CU made two Sweet 16 appearances during her career, including a trip to the Elite Eight during her sophomore season, as the Buffs won a school-record 30 games (30-3 overall). Colorado won 25-straight games that season and finished the year ranked No. 2 in the final AP poll.

Pebley, whose maiden name is Scott, was one of nine players in CU history to score over 1,000 career points (1,045) and collect over 700 rebounds (701). Pebley played under legendary head coach Ceal Barry who was a 2018 inductee into the Women's Basketball Hall of Fame.

Pebley and her husband, Keith, have one son, Joseph, and one daughter, Harper.

PEBLEY VS. OPPONENTS

Air Force	5-1	North Dakota State	1-1
Alabama	1-0	Northern Arizona	4-0
Alcorn State	2-0	Northern Colorado	0-2
American	0-1	Northwestern State	1-0
Arizona	2-1	Ohio	1-0
Arkansas	1-0	Oklahoma	6-7
Army	2-0	Oklahoma State	6-7
Asbury	1-0	Ole Miss	1-0
Auburn	1-0	Oral Roberts	2-0
Baylor	0-14	Oregon	0-1
Boise State	13-9	Pacific	2-5
Bowling Green	0-1	Pepperdine	0-1
Butler	1-1	Portland	3-3
BYU	0-7	Portland State	0-2
Cal Maritime	1-0	Prairie View A&M	3-0
Cal Poly	3-1	Robert Morris	1-0
Cal State Bakersfield	1-0	Saint Louis	0-2
Cal State Fullerton	2-3	Saint Mary's	2-0
Cal State Northridge	4-1	Sam Houston State	4-0
California	0-1	San Diego	0-1
Central Arkansas	1-0	San Diego Christian	1-0
Cincinnati	1-0	San Diego State	4-2
Colgate	1-0	San Francisco	2-2
Colorado	0-1	San Jose State	12-4
Colorado State	4-2	Santa Clara	1-1
Cornell	1-0	Seton Hall	0-1
Dixie State	0-1	South Dakota	1-0
Duquesne	1-0	Stephen F. Austin	2-0
Eastern Michigan	1-0	SMU	6-0
Eastern Washington	2-0	South Dakota State	1-1
Fresno State	2-14	Southeastern Louisiana	1-0
Georgia	0-1	Southern	1-0
Grambling	2-0	Southern Miss	0-1
Hampton	1-0	Southern Utah	6-1
Hawaii	6-8	Stanford	0-2
Houston Baptist	1-0	Texas	3-11
Idaho	11-10	Texas A&M	0-6
Idaho State	2-7	Texas Southern	2-0
Illinois	0-1	Texas State	3-0
Incarnate Word	2-0	Texas Tech	8-6
Indiana	0-1	UC Irvine	4-3
Iowa State	8-6	UC Merced	1-0
IPFW	0-1	UC Riverside	3-2
Kansas	11-2	UC Santa Barbara	0-4
Kansas State	7-5	ULM	1-0
Lamar	3-0	UNLV	6-1
Liberty	1-0	USC	1-1
Long Beach State	1-4	UT Arlington	2-0
Louisiana Tech	2-14	Utah	1-3
LSU	0-1	Utah State	1-0
Massachusetts	0-1	Utah Valley	5-3
McNeese	1-0	UTEP	0-1
Middle Tennessee	1-1	UTRGV	2-0
Mississippi Valley State	1-0	Washington State	1-1
Missouri	0-0	Weber State	4-4
Missouri State	2-0	West Virginia	5-7
Monmouth	0-1	Western Michigan	0-1
Montana	0-4	Wyoming	3-5
Montana State	2-4	Yale	0-1
Montana State Northern	1-0		
Montana Western	1-0		
Nevada	11-10		
New Mexico	4-0		
New Mexico State	9-6		
New Orleans	1-0		
Nebraska	0-1		
Nicholls State	1-0		
Notre Dame	0-2		

2020-21 Opponents in Bold



TCU RECORD BREAKDOWN

	2020-21 RECORD	PEBLEY ERA
Overall	5-4	122-82
Big 12	0-4	53-59
Home	5-3	89-29
Away	0-1	30-46
Neutral	0-0	4-7
vs Top 25	0-2	8-41
vs Top 10	0-1	1-21
Overtime games	0-0	1-1
November	2-0	34-7
December	3-2	27-13
January	0-2	27-26
February	0-0	22-25
March	0-0	15-11
April	0-0	0-1

SCORING

TCU leads after 1st quarter	3-1	71-23*
Opponent leads after 1st quarter	2-3	29-41*
Tied after 1st quarter	0-0	4-4*
TCU leads at halftime	3-1	100-15
Opponent leads at halftime	2-3	21-61
Tied at halftime	0-0	1-6
TCU leads after 3rd quarter	4-0	89-10*
Opponent leads after 3rd quarter	0-4	14-57*
Tied after 3rd quarter	1-0	1-1*
TCU scores less than 60	0-2	8-25
TCU scores 60-69	2-1	23-27
TCU scores 70-79	1-1	47-26
TCU scores 80+	2-0	44-4
Opponent scores less than 60	4-0	55-3
Opponent scores 60-69	0-0	43-11
Opponent scores 70-79	1-3	21-32
Opponent scores 80+	0-1	4-36
Games decided by 6 points or less	1-1	29-21

REBOUNDING

TCU out-rebounds opponent	4-1	81-9
Opponent has equal/more rebounds	1-3	41-73

FIELD GOALS

TCU has higher FG%	5-0	95-10
TCU has lower FG%	0-4	27-72
TCU shoots higher than 40%	5-1	97-26
TCU shoots lower than 40%	0-3	25-55
Opponent shoots higher than 40%	2-4	43-76
Opponent shoots lower than 40%	3-0	79-6

THREE-POINT FIELD GOALS

TCU makes 7 or more 3-pointers	1-2	76-38
TCU makes 6 or fewer 3-pointers	4-2	46-44
TCU has higher 3PT FG%	3-1	89-23
TCU has lower 3PT FG%	2-3	33-59

FREE THROWS

TCU attempts more FT's	5-2	87-24
TCU attempts equal/fewer FT's	0-2	35-58

* - Does not include 2014-15 season when only halves were played

TCU PERFORMANCE LIST

SCORING LEADER	SEASON	CAREER
Lauren Heard	5	27
Yummy Morris	2	3
Tavy Diggs	1	1
Aja Holmes	1	1
Michelle Berry	--	1

REBOUNDING LEADER	SEASON	CAREER
Lauren Heard	3	21
Michelle Berry	5	11
Yummy Morris	2	8
Tavy Diggs	1	1
Kayla Mokwuah	1	1

ASSISTS LEADER	SEASON	CAREER
Lauren Heard	8	42
Caroline Germond	2	2

10+ POINTS	SEASON	CAREER
Lauren Heard	8	51
Yummy Morris	3	9
Michelle Berry	3	6
Aahliyah Jackson	2	2
Tavy Diggs	2	2
Caroline Germond	1	1
Kayla Mokwuah	1	1
Aja Holmes	1	1

15+ POINTS	SEASON	CAREER
Lauren Heard	7	31
Yummy Morris	3	4
Michelle Berry	1	3
Tavy Diggs	2	2

20+ POINTS	SEASON	CAREER
Lauren Heard	3	19
Yummy Morris	2	2

3+ 3-POINTERS	SEASON	CAREER
Lauren Heard	1	8
Aja Holmes	2	2
Michelle Berry	1	2

10+ REBOUNDS	SEASON	CAREER
Lauren Heard	2	8
Michelle Berry	1	4

15+ REBOUNDS	SEASON	CAREER
Lauren Heard	--	1

5+ ASSISTS	SEASON	CAREER
Lauren Heard	6	26
Caroline Germond	2	2

10+ ASSISTS	SEASON	CAREER
--	--	--

3+ STEALS	SEASON	CAREER
Lauren Heard	3	24
Aahliyah Jackson	2	2
Caroline Germond	2	2
Michelle Berry	--	2
Yummy Morris	--	1

3+ BLOCKS	SEASON	CAREER
Yummy Morris	2	7

DOUBLE-DOUBLES	SEASON	CAREER
Lauren Heard	2	6
Michelle Berry	--	2

TCU STREAKS

TEAM

Overall	0
vs. Ranked Teams	0
vs. Unranked Teams	0
Home	0
Home vs. Big 12	0
Home vs. Non-Conference	28
Home vs. Ranked	0
Home vs. Unranked	0
Home vs. Unranked Non-Conference	28
Road	0
Road vs. Big 12	0
Road vs. Non-Conference	0
Road vs. Ranked	0
Road vs. Unranked	0
Road vs. Unranked Non-Conference	0
Neutral	0
Neutral vs. Ranked	0
Neutral vs. Unranked	0

CONSECUTIVE GAMES 10+ POINTS

Aja Holmes	1
------------	---

CONSECUTIVE STARTS

Lauren Heard	66
Michelle Berry	9
Yummy Morris	9
Aahliyah Jackson	9
Tavy Diggs	1

CONSECUTIVE GAMES PLAYED

Lauren Heard	109
Michelle Berry	38
Yummy Morris	38
Tavy Diggs	10
Caroline Germond	9
Aja Holmes	9
Aahliyah Jackson	9
Kayla Mokwuah	9
Adhel Tac	3
Amari Conn	1



TCU 2020-21 HIGHS/LOWS

MOST 1ST QUARTER POINTS

TCU	20 (2x)	last, at Texas Tech, 12/19/20
OPP	28	vs Iowa State, 12/02/20

FEWEST 1ST QUARTER POINTS

TCU	9	vs Oral Roberts, 12/22/20
OPP	5	vs Oral Roberts, 12/22/20

MOST 2ND QUARTER POINTS

TCU	22	vs Middle Tennessee, 12/13/20
OPP	26	vs Iowa State, 12/02/20

FEWEST 2ND QUARTER POINTS

TCU	6	vs Central Arkansas, 11/28/20
OPP	9	vs Oral Roberts, 12/22/20

MOST FIRST HALF POINTS

TCU	38	vs Incarnate Word, 11/25/20
OPP	54	vs Iowa State, 12/02/20

FEWEST FIRST HALF POINTS

TCU	23	vs Baylor, 01/02/21
OPP	14	vs Oral Roberts, 12/22/20

MOST 3RD QUARTER POINTS

TCU	27	vs Middle Tennessee, 12/13/20
OPP	28	vs Oklahoma State, 01/06/21

FEWEST 3RD QUARTER POINTS

TCU	14	at Texas Tech, 12/19/20
OPP	10	vs Central Arkansas, 11/28/20

MOST 4TH QUARTER POINTS

TCU	25	vs Lamar, 12/09/20
OPP	27	at Texas Tech, 12/19/20

FEWEST 4TH QUARTER POINTS

TCU	12	vs Baylor, 01/02/21
OPP	7	vs Central Arkansas, 11/28/20

MOST POINTS IN A GAME

TCU	84	vs Incarnate Word, 11/25/20
OPP	91	vs Iowa State, 12/02/20

FEWEST POINTS IN A GAME

TCU	50	vs Baylor, 01/02/21
OPP	48 (2x)	last, vs Oral Roberts, 12/22/20

BIGGEST WIN MARGIN

TCU	26	vs Lamar, 12/09/20
OPP	25	vs Oklahoma State, 01/06/21

CLOSEST WIN MARGIN

TCU	6	vs Middle Tennessee, 12/13/20
OPP	6	at Texas Tech, 12/19/20

SPECIALTY STATISTICS COMPARISON

OPPONENT	OFF T/O	IN PAINT	2ND-CHANCE	FAST BREAK	BENCH
INCARNATE WORD	33-7	60-16	11-3	20-12	16-29
CENTRAL ARKANSAS	29-13	32-24	3-7	8-7	17-21
IOWA STATE	12-17	34-38	8-17	9-12	24-28
at Missouri	-	-	canceled	-	-
LAMAR	12-7	52-14	10-6	19-12	22-12
MIDDLE TENNESSEE	24-14	30-30	10-16	23-7	21-12
at Texas Tech	20-16	28-28	8-3	8-3	14-18
ORAL ROBERTS	19-18	30-18	10-8	8-13	11-15
BAYLOR	11-13	18-24	9-16	4-9	11-18
OKLAHOMA STATE	14-23	20-40	12-13	2-19	23-6
at Oklahoma					
at Kansas State					
KANSAS					
at Texas					
TEXAS TECH					
at Baylor					
WEST VIRGINIA					
at Oklahoma State					
at Kansas					
KANSAS STATE					
at Iowa State					
TEXAS					
at West Virginia					
OKLAHOMA					

TCU STARTERS

OPPONENT	G	G	G/F	F	F/C	RECORD
INCARNATE WORD	Heard	Germond	Jackson	Berry	Y. Morris	1-0
CENTRAL ARKANSAS	Heard	Germond	Jackson	Berry	Y. Morris	2-0
IOWA STATE	Heard	Germond	Jackson	Berry	Y. Morris	2-1
at Missouri	-	-	canceled	-	-	-
LAMAR	Heard	Diggs	Jackson	Berry	Y. Morris	1-0
MIDDLE TENNESSEE	Heard	Diggs	Jackson	Berry	Y. Morris	2-0
at Texas Tech	Heard	Diggs	Jackson	Berry	Y. Morris	2-1
ORAL ROBERTS	Heard	Jackson	Berry	Y. Morris	Mokwuah	1-0
BAYLOR	Heard	Jackson	Berry	Y. Morris	Mokwuah	1-1
OKLAHOMA STATE	Heard	Diggs	Jackson	Berry	Y. Morris	2-2
at Oklahoma						
at Kansas State						
KANSAS						
at Texas						
TEXAS TECH						
at Baylor						
WEST VIRGINIA						
at Oklahoma State						
at Kansas						
KANSAS STATE						
at Iowa State						
TEXAS						
at West Virginia						
OKLAHOMA						



THE LAST TIME

... A TCU TEAM

Scored 100+ points	W, 112-62 vs. Southeastern La. (12/10/17)
Scored 100+ points in non-overtime game	W, 112-62 vs. Southeastern La. (12/10/17)
Scored 100+ points in a conference game	W, 100-96 (4OT) at Utah (2/10/10)
Scored 100+ points in a Big 12 game	None
Scored 90+ points	W, 96-71, vs. Oklahoma (03/04/20)
Scored 90+ points in a conference game	W, 96-71, vs. Oklahoma (03/04/20)
Played an overtime game	W, 76-74 (OT) at West Virginia (1/13/18)
Won an overtime game	W, 76-74 (OT) at West Virginia (1/13/18)
Played a two overtime game	W, 87-73 (2OT) vs. SMU (11/17/10)
Played a three overtime game	L, 111-121 (3OT) vs Hardin-Simmons (11/28/81)
Played a four overtime game	W, 100-96 (4OT) at Utah (2/10/10)
Played consecutive overtime games	None
Held a team to 40 points or less	W, 49-37, vs. Oklahoma State (02/23/20)
Held a team to 20 points or less in a half	14 (1st Half), vs. Oral Roberts (12/22/20)
Shot 60+ percent FG	60.8 (31-51), vs Lamar (3/15/18)
Shot 60+ percent FG in a half	60.0 (21-35) 1st Half, at Kansas (02/08/20)
Held a team to 20 percent FG	15.7 (8-of-51), vs Sam Houston State (11/15/16)
Held a team to 20 percent FG in a half	18.5 (5-of-27) (1st Half), vs Oral Roberts (12/22/20)
Made 10+ 3-pointers	11, vs. Middle Tennessee (12/13/20)
Made 15+ 3-pointers	18, vs. Southeastern La. (12/10/17)
Did not make a 3-pointer	(0-of-9), vs UTRGV (1/5/12)
Held a team to zero 3-pointers	<i>Active streak of 284 games with a 3-pointer</i> (0-of-1), at LSU (12/4/16)
Shot 90 percent FT (min. 10 att.)	92.0 (23-of-25), at Arkansas (3/28/19)
Attempted 35+ free throws	39, vs Oklahoma (3/3/18)
Made 30+ free throws	32, vs Oklahoma (3/3/18)
Had 30+ assists	33, vs. Southeastern La. (12/10/17)
Had 25+ assists	29, vs. Oklahoma (03/04/20)
Forced 30+ turnovers	30, vs Alcorn State (12/29/18)
Forced 25+ turnovers	28, vs Kansas State (02/01/20)
Had 20+ steals	21, vs Incarnate Word (11/25/20)
Had 15+ steals	21, vs Incarnate Word (11/25/20)
Had 15+ blocks	19, vs UAB (1/16/05)* *NCAA Record
Had 10+ blocks	10, vs Montana State (12/8/18)
Overcame a 10-point deficit to win	vs Middle Tennessee (12/13/20)
Overcame a 15-point deficit to win	Trailed by 11, 52-41, with 6:25 left in 3Q, won 83-77 at Texas Tech (2/6/19)
Overcame a 20-point deficit to win	Trailed by 15, 50-35, with 4:29 left in 3Q, won 70-63 vs Iowa State (1/7/15)
Had six players score in double figures	Trailed by 24, 51-27, with 16:21 left in second half, won 86-84 vs Texas Tech (1/7/18)
Had five players score in double figures	Jordan Moore (18), Amy Okonkwo (17), Kianna Ray (13), Toree Thompson (13), Lauren Heard (12), Amber Ramirez (10) at Oklahoma (01/19/20)
Had two players score 20+ points	Jayde Woods (18), Lauren Heard (13), Adeola Akomolafe (16), Jaycee Bradley (10), Kianna Ray (18) vs Incarnate Word (11/25/20)
Had three players score 20+ points	Yummy Morris (26), Lauren Heard (22) vs Stephen F. Austin (3/19/15)
Had two players record double-doubles	Jada Butts (21), Veja Hamilton (21), Chelsea Prince (20) at Arizona (04/03/19)
Beat a ranked team	Amy Okonkwo (22 pts, 11 reb), Jordan Moore (11 pts, 10 reb) W, 73-60, vs #25 West Virginia (01/26/20)
Beat a top-10 team	W, 79-77, vs #7 Texas (1/10/18)
Beat a top-5 team	W, 82-73, at #3 California (12/7/08)
Beat a ranked team on the road	W, 65-63, at #25 Texas (01/03/20)
Won consecutive games against ranked teams	W, 76-74 (OT), at #15 West Virginia (1/13/18), W, 79-77, vs #7 Texas (1/10/18)
Was ranked in AP Poll	No. 25 (02/24/20)
Was ranked in Coaches Poll	No. 25 (02/24/20)
Highest AP Poll ranking	13th (02/23/04)
Highest Coaches Poll ranking	15th (03/01/04)
Received votes in AP Poll	Received (11) votes (03/09/20)
Received votes in Coaches Poll	Received (7) votes (03/02/20)



THE LAST TIME

... A TCU PLAYER

Scored 40+ points	43, Emily Carter vs. SMU (11/17/10)
Scored 30+ points	36, Amy Okonkwo at Arkansas (03/28/19)
Scored 20+ points	27, Lauren Heard at Texas Tech (12/19/20)
Scored 20+ points in half	21 (2nd half), 36, Amy Okonkwo at Arkansas (03/28/19)
Scored 10+ points in 10 or more consecutive games	12, Lauren Heard vs Texas (02/26/20) thru vs. Baylor (01/02/21)
Scored 10+ points in 15 or more consecutive games	21, Lauren Heard at SMU (11/20/19) thru at Kansas State (02/19/20)
Scored 20+ points in consecutive games	2, Lauren Heard .25, vs Middle Tennessee (12/13/20) thru 27, at Texas Tech (12/19/20)
Scored 20+ points in three or more consecutive games	4, Lauren Heard 28, at Texas Tech (03/01/20) thru 22, vs Incarnate Word (11/25/20)
Scored 20+ points in five or more consecutive games	5, Sandora Irvin vs Oklahoma (12/09/04) thru vs Grambling (12/29/04)
Made 10+ field goals	10, Lauren Heard at Kansas (02/08/20)
Shot 100% FG (min. 5 att.)	5-of-5, Aahliyah Jackson vs Central Arkansas (11/28/20)
Made 8+ 3-pointers	11, Amber Ramirez vs. Southeastern La. (12/10/17)
Made 5+ 3-pointers	5, Lauren Heard at Iowa State (01/15/20)
Made 15+ free throws	16, Emily Carter vs SMU (11/17/10)
Made 10+ free throws	14, Lauren Heard [14-of-15] at Oklahoma State (12/07/19)
Had 20+ rebounds	21, Sandora Irvin vs USF (2/9/11)
Had 15+ rebounds	15, Lauren Heard vs. Oklahoma State (02/23/20)
Had a double-double	Lauren Heard [27 points, 12 rebounds], at Texas Tech (12/19/20)
Had consecutive double-doubles	3, Amy Okonkwo 36 pts, 14 reb at Arkansas (3/28/19) thru (22 pts, 11 reb) at Arizona (04/03/19)
Had double-double in three or more consecutive games	3, Amy Okonkwo 36 pts, 14 reb at Arkansas (3/28/19) thru (22 pts, 11 reb) at Arizona (04/03/19)
Had double-double in four or more consecutive games	4, Sandora Irvin at Utah (12/19/04) thru vs UT Arlington (1/2/05)
Had double-double in five or more consecutive games	15, Sandora Irvin vs Cincinnati (1/25/04) thru vs Georgia (3/22/04)
Had a triple-double	Helena Sverrisdottir (16 pts, 11 st, 10 reb) vs Oral Roberts (3/17/11) (Three in TCU history)
Had 13+ assists	13, Zahna Medley vs Oklahoma (1/9/13)
Had 10+ assists	10, Kianna Ray vs Duquesne (11/6/18)
Had 7+ steals	8, Lauren Heard at West Virginia (2/16/19)
Had 5+ steals	6, Caroline Germond, vs Incarnate Word (11/25/20)
Had 10+ blocks	10, Latrica Lovings vs Stephen F. Austin (12/4/13)
Had 5+ blocks	5, Jordan Moore vs Kansas State (2/23/19)
Played every minute in a game	Kianna Ray, at Texas Tech (03/01/20)
Played more than 40 min.	Chelsea Prince (42), Jada Butts (41), Zahna Medley (42) and Natalie Ventress (41) vs Southern Miss (3/22/15)



LEAD/DEFICIT BREAKDOWNS

	1Q SCORE TCU-OPP	HT SCORE TCU-OPP	3Q SCORE TCU-OPP	FINAL TCU-OPP	LARGEST LEAD	LARGEST DEFICIT	TIMES TIED	LEAD CHANGES
Incarnate Word	17-19 (-2)	38-35 (+3)	61-47 (+14)	84-59 (+25)	25 (84-59, :25, 4Q)	4 (15-19, :09, 1Q)	7	4
Central Arkansas	20-12 (+8)	26-31 (-5)	50-41 (+9)	65-48 (+17)	17 (65-48, :42, 4Q)	7 (26-33, 9:47, 3Q)	6	4
Iowa State	10-28 (-18)	32-54 (-22)	52-75 (-23)	68-91 (-23)	0 (0-0, 10:00, 1Q)	27 (18-45, 4:17, 2Q)	0	0
Lamar	15-11 (+4)	33-27 (+6)	54-45 (+9)	79-53 (+26)	26 (79-53, :24, 4Q)	2 (15-17, 8:11, 2Q)	3	2
Middle Tennessee	12-18 (-6)	34-35 (-1)	61-61 (0)	83-77 (+6)	9 (72-63, 6:56, 4Q)	11 (41-52, 6:25, 3Q)	8	8
at Texas Tech	20-13 (+7)	36-31 (+5)	50-51 (-1)	27-78 (-6)	16 (20-4, 2:13, 1Q)	7 (52-59, 7:06, 4Q)	4	8
Oral Roberts	9-5 (+4)	24-14 (+10)	44-33 (+11)	62-48 (+14)	18 (32-14, 7:48, 3Q)	1 (0-1, 9:23, 1Q)	0	1
Baylor	10-20 (-10)	23-35 (-12)	38-50 (-12)	50-74 (-24)	1 (5-4, 5:47, 1Q)	24 (50-74, 0:04, 4Q)	0	2
Oklahoma State	16-22 (-6)	25-37 (12)	40-65 (-25)	53-78 (-25)	0 (0-0, 10:00, 1Q)	30 (43-73, 6:32, 4Q)	0	0
at Oklahoma								
at Kansas State								
Kansas								
at Texas								
Texas Tech								
at Baylor								
West Virginia								
at Oklahoma State								
at Kansas								
Kansas State								
at Iowa State								
Texas								
at West Virginia								
Oklahoma								



CAROLINE GERMOND

5-7 | G | JR.

ANGERS, FRANCE | SOUTH PLAINS COLLEGE

0



2020-21 GAME-BY-GAME STATISTICS

DATE	OPPONENT	MIN	FG	%	3FG	%	FT	%	O	D	T	PF	A	TO	B	S	PT
N25	Incarnate Word	28	4-12	.333	1-4	.250	0-0	.000	0	2	2	4	3	1	0	6	9
N28	Central Arkansas	25	1-5	.200	1-3	.333	0-0	.000	1	0	1	3	2	2	0	3	3
D2	Iowa State	28	2-5	.400	1-3	.333	1-2	.500	1	2	3	3	4	0	0	1	6
D9	Lamar	18	1-2	.500	0-1	.000	0-0	.000	0	1	1	3	4	0	0	0	2
D13	Middle Tennessee	31	4-10	.400	2-4	.500	0-0	.000	0	1	1	2	7	2	0	1	10
D19	at Texas Tech	30	1-7	.143	1-5	.200	0-0	.000	2	1	3	4	4	1	0	0	3
D22	Oral Roberts	27	3-6	.500	0-1	.000	0-0	.000	1	2	3	2	5	3	0	2	6
J2	Baylor	24	1-5	.200	0-1	.000	0-0	.000	0	0	0	2	3	0	0	0	2
J6	Oklahoma State	23	0-3	.000	0-2	.000	0-0	.000	0	2	2	2	2	1	1	1	0
J9	at Oklahoma																
J14	at Kansas State																
J17	Kansas																
J20	at Texas																
J23	Texas Tech																
J26	at Baylor																
J30	West Virginia																
F3	at Oklahoma State																
F6	at Kansas																
F10	Kansas State																
F13	at Iowa State																
F17	Texas																
F20	at West Virginia																
F24	at Oklahoma																

SEASON/CAREER HIGHS

POINTS

2020-21:	10	Middle Tennessee (12/13/20)
Career:	10	Middle Tennessee (12/13/20)

MINUTES

2020-21:	31	Middle Tennessee (12/13/20)
Career:	31	Middle Tennessee (12/13/20)

FIELD GOALS

2020-21:	4 (2x)	last, Middle Tennessee (12/13/20)
Career:	4 (2x)	last, Middle Tennessee (12/13/20)

3-POINT FIELD GOALS

2020-21:	2	Middle Tennessee (12/13/20)
Career:	2	Middle Tennessee (12/13/20)

FREE THROWS

2020-21:	1	Iowa State (12/02/20)
Career:	1	Iowa State (12/02/20)

REBOUNDS

2020-21:	3 (3x)	last, Oral Roberts (12/22/20)
Career:	3 (3x)	last, Oral Roberts (12/22/20)

ASSISTS

2020-21:	7	Middle Tennessee (12/13/20)
Career:	7	Middle Tennessee (12/13/20)

BLOCKS

2020-21:	1	Oklahoma State (01/06/21)
Career:	1	Oklahoma State (01/06/21)

STEALS

2020-21:	6	Incarnate Word (11/25/20)
Career:	6	Incarnate Word (11/25/20)

CAROLINE GERMOND'S CAREER STATISTICS

	GP	GS	MIN	AVG.	FG	ATT	PCT	3FG	ATT	PCT	FT	ATT	PCT	OFF	DEF	TOT	AVG.	PF	D	AST	A/G	TO	B	S	TP	AVG.
2020-21	9	3	234	26.0	17	55	.309	6	24	.250	1	2	.500	5	11	16	1.8	25	0	34	3.8	10	1	14	41	4.6
TOTAL	9	3	234	26.0	17	55	.309	6	24	.250	1	2	.500	5	11	16	1.8	25	0	34	3.8	10	1	14	41	4.6



AAHLYAH JACKSON

5-10 | G | GR.

FT. SMITH, ARK. | NORTHSIDE HIGH SCHOOL (TEXAS A&M)

1



2020-21 GAME-BY-GAME STATISTICS

DATE	OPPONENT	MIN	FG	%	3FG	%	FT	%	O	D	T	PF	A	TO	B	S	PT
N25	Incarinate Word	29	2-7	.286	0-1	.000	3-3	1.000	2	1	3	1	3	2	0	3	7
N28	Central Arkansas	25	5-5	1.000	1-1	1.000	2-6	.333	1	1	2	4	2	1	1	1	13
D2	Iowa State	28	1-6	.167	1-2	.500	0-0	.000	0	4	4	2	3	2	1	0	3
D9	Lamar	29	4-6	.667	0-0	.000	5-6	.833	1	3	4	2	0	1	2	1	13
D13	Middle Tennessee	24	0-5	.000	0-2	.000	1-2	.500	1	1	2	4	2	2	0	1	1
D19	at Texas Tech	21	1-5	.200	0-1	.000	0-0	.000	0	1	1	4	1	1	0	0	2
D22	Oral Roberts	24	2-4	.500	1-1	1.000	0-2	.000	0	0	0	1	1	1	2	2	5
J2	Baylor	32	1-6	.167	1-4	.250	2-2	1.000	1	3	4	2	0	4	0	3	5
J6	Oklahoma State	26	1-7	.143	1-5	.200	0-0	.000	0	1	1	0	1	1	0	0	3
J9	at Oklahoma																
J14	at Kansas State																
J17	Kansas																
J20	at Texas																
J23	Texas Tech																
J26	at Baylor																
J30	West Virginia																
F3	at Oklahoma State																
F6	at Kansas																
F10	Kansas State																
F13	at Iowa State																
F17	Texas																
F20	at West Virginia																
F24	at Oklahoma																

SEASON/CAREER HIGHS

POINTS

2020-21:	13 (2x)	last, Lamar (12/09/20)
Career:	13 (2x)	last, Lamar (12/09/20)

MINUTES

2020-21:	29 (2x)	last, Lamar (12/09/20)
Career:	29 (2x)	last, Lamar (12/09/20)

FIELD GOALS

2020-21:	5	Central Arkansas (11/28/20)
Career:	5	Central Arkansas (11/28/20)

3-POINT FIELD GOALS

2020-21:	1 (5x)	last, Oklahoma State (01/06/21)
Career:	1 (7x)	last, Oklahoma State (01/06/21)

FREE THROWS

2020-21:	5	Lamar (12/09/20)
Career:	7	PVAMU (12/21/18)*

REBOUNDS

2020-21:	4 (3x)	last, Baylor (01/02/21)
Career:	5 (2x)	at Little Rock (11/20/18)*

ASSISTS

2020-21:	3 (2x)	last, Iowa State (12/02/20)
Career:	3 (3x)	last, Iowa State (12/02/20)

BLOCKS

2020-21:	2 (2x)	last, Oral Roberts (12/22/20)
Career:	2 (2x)	last, Oral Roberts (12/22/20)

STEALS

2020-21:	3 (2x)	last, Baylor (01/02/21)
Career:	3 (3x)	last, Baylor (01/02/21)

* - at Texas A&M

AAHLYAH JACKSON'S CAREER STATISTICS (TCU STATS ONLY)

	GP	GS	MIN	AVG. FG	ATT	PCT	3FG	ATT	PCT	FT	ATT	PCT	OFF	DEF	TOT	AVG.	PF	D	AST	A/G	TO	B	S	TP	AVG.	
2020-21	9	9	238	26.4	17	51	.333	5	17	.294	13	21	.619	6	15	21	2.3	20	0	13	1.4	15	6	11	52	5.8
TOTAL	9	9	238	26.4	17	51	.333	5	17	.294	13	21	.619	6	15	21	2.3	20	0	13	1.4	15	6	11	52	5.8



AMARI CONN

5-7 | G | FR.

KANSAS CITY, MO. | LINCOLN PREP

4



2020-21 GAME-BY-GAME STATISTICS

DATE	OPPONENT	MIN	FG	%	3FG	%	FT	%	O	D	T	PF	A	TO	B	S	PT
N25	Incarinate Word	5	1-2	.500	0-1	.000	0-0	.000	0	1	1	0	0	1	0	0	2
N28	Central Arkansas	3	1-1	1.000	0-0	.000	0-0	.000	0	2	2	0	0	0	0	0	2
D2	Iowa State	-	-	-	-	-	-	-	DNP	-	-	-	-	-	-	-	-
D9	Lamar	2	1-1	1.000	1-1	1.000	0-0	.000	0	0	0	0	0	1	0	0	3
D13	Middle Tennessee	-	-	-	-	-	-	-	DNP	-	-	-	-	-	-	-	-
D19	at Texas Tech	-	-	-	-	-	-	-	DNP	-	-	-	-	-	-	-	-
D22	Oral Roberts	1	0-0	.000	0-0	.000	0-0	.000	0	1	1	0	0	0	0	0	0
J2	Baylor	-	-	-	-	-	-	-	DNP	-	-	-	-	-	-	-	-
J6	Oklahoma State	10	1-3	.333	1-3	.333	0-0	.000	0	2	2	0	1	2	1	1	3
J9	at Oklahoma																
J14	at Kansas State																
J17	Kansas																
J20	at Texas																
J23	Texas Tech																
J26	at Baylor																
J30	West Virginia																
F3	at Oklahoma State																
F6	at Kansas																
F10	Kansas State																
F13	at Iowa State																
F17	Texas																
F20	at West Virginia																
F24	at Oklahoma																

SEASON/CAREER HIGHS

POINTS

2020-21: 3 (2x) last, Oklahoma State (01/06/21)
 Career: 3 (2x) last, Oklahoma State (01/06/21)

MINUTES

2020-21: 10 Oklahoma State (01/06/21)
 Career: 10 Oklahoma State (01/06/21)

FIELD GOALS

2020-21: 1 (4x) last, Oklahoma State (01/06/21)
 Career: 1 (4x) last, Oklahoma State (01/06/21)

3-POINT FIELD GOALS

2020-21: 1 (2x) last, Oklahoma State (01/06/21)
 Career: 1 (2x) last, Oklahoma State (01/06/21)

FREE THROWS

2020-21: -- --
 Career: -- --

REBOUNDS

2020-21: 2 (2x) last, Oklahoma State (01/06/21)
 Career: 2 (2x) last, Oklahoma State (01/06/21)

ASSISTS

2020-21: 1 Oklahoma State (01/06/21)
 Career: 1 Oklahoma State (01/06/21)

BLOCKS

2020-21: 1 Oklahoma State (01/06/21)
 Career: 1 Oklahoma State (01/06/21)

STEALS

2020-21: 1 Oklahoma State (01/06/21)
 Career: 1 Oklahoma State (01/06/21)

AMARI CONN'S CAREER STATISTICS

	GP	GS	MIN	AVG. FG	ATT	PCT	3FG	ATT	PCT	FT	ATT	PCT	OFF	DEF	TOT	AVG.	PF	D	AST	A/G	TO	B	S	TP	AVG.	
2020-21	5	0	21	4.2	4	7	.571	2	5	.400	0	0	.000	0	6	6	1.2	0	0	1	0.2	4	1	1	10	2.0
TOTAL	5	0	21	4.2	4	7	.571	2	5	.400	0	0	.000	0	6	6	1.2	0	0	1	0.2	4	1	1	10	2.0



YUMMY MORRIS

6-3 | F | JR.**NORTH LITTLE ROCK, ARK. | NORTH LITTLE ROCK HIGH SCHOOL****5**

2019-20 GAME-BY-GAME STATISTICS

DATE	OPPONENT	MIN	FG	%	3FG	%	FT	%	O	D	T	PF	A	TO	B	S	PT
N25	Incarnate Word	26	12-17	.706	0-0	.000	2-2	1.000	2	4	6	3	0	1	0	2	26
N28	Central Arkansas	22	3-5	.600	0-0	.000	0-0	.000	4	5	9	2	2	2	1	1	6
D2	Iowa State	16	0-4	.000	0-0	.000	2-2	1.000	0	3	3	1	0	2	3	0	2
D9	Lamar	23	8-11	.727	0-0	.000	4-6	.667	2	2	4	1	0	2	0	0	20
D13	Middle Tennessee	28	1-4	.250	0-0	.000	3-4	.750	3	3	6	3	1	0	2	0	5
D19	at Texas Tech	18	3-8	.375	0-0	.000	0-0	.000	2	5	7	1	1	2	1	0	6
D22	Oral Roberts	23	7-15	.467	0-0	.000	1-1	1.000	1	7	8	2	3	2	4	0	15
J2	Baylor	20	4-6	.667	0-0	.000	0-0	.000	1	2	3	4	0	2	0	0	8
J6	Oklahoma State	25	2-7	.286	0-0	.000	2-2	1.000	1	6	7	1	2	3	1	0	6
J9	at Oklahoma																
J14	at Kansas State																
J17	Kansas																
J20	at Texas																
J23	Texas Tech																
J26	at Baylor																
J30	West Virginia																
F3	at Oklahoma State																
F6	at Kansas																
F10	Kansas State																
F13	at Iowa State																
F17	Texas																
F20	at West Virginia																
F24	at Oklahoma																

SEASON/CAREER HIGHS

POINTS

2020-21:	26	Incarnate Word (11/25/20)
Career:	26	Incarnate Word (11/25/20)

MINUTES

2020-21:	28	Middle Tennessee (12/13/20)
Career:	28	Middle Tennessee (12/13/20)

FIELD GOALS

2020-21:	12	Incarnate Word (11/25/20)
Career:	12	Incarnate Word (11/25/20)

3-POINT FIELD GOALS

2020-21:	--	--
Career:	--	--

FREE THROWS

2020-21:	4	Lamar (12/08/20)
Career:	6	Southern (12/16/18)

REBOUNDS

2020-21:	9	Central Arkansas (11/28/20)
Career:	9 (2x)	last, Central Arkansas (11/28/20)

ASSISTS

2020-21:	3	Oral Roberts (12/22/20)
Career:	3	Oral Roberts (12/22/20)

BLOCKS

2020-21:	4	Oral Roberts (12/22/20)
Career:	4 (2x)	Oral Roberts (12/22/20)

STEALS

2020-21:	2	Incarnate Word (11/25/20)
Career:	3	MVSU (11/11/18)

YUMMY MORRIS' CAREER STATISTICS

	GP	GS	MIN	AVG.	FG	ATT	PCT	3FG	ATT	PCT	FT	ATT	PCT	OFF	DEF	TOT	AVG.	PF	D	AST	A/G	TO	B	S	TP	AVG.
2018-19	25	0	170	6.8	24	51	.471	0	0	.000	30	41	.732	19	34	53	2.1	26	0	3	0.1	22	18	6	78	3.1
2019-20	29	0	255	8.8	37	86	.430	0	0	.000	14	20	.700	37	39	76	2.6	46	0	7	0.2	27	16	13	88	3.0
2020-21	9	9	201	22.3	40	77	.519	0	0	.000	14	17	.824	16	37	53	5.9	18	0	9	1.0	16	12	3	94	10.4
TOTAL	63	9	626	9.9	101	214	.472	0	0	.000	58	78	.744	72	110	182	2.9	90	0	19	0.3	65	46	22	260	4.1



EMMA SCHMIDT

5-9 | G | SR.**WAUKEE, IOWA | WAUKEE HIGH SCHOOL**

10



2020-21 GAME-BY-GAME STATISTICS

DATE	OPPONENT	MIN	FG	%	3FG	%	FT	%	O	D	T	PF	A	TO	B	S	PT
N25	Incarnate Word	2	0-0	.000	0-0	.000	0-0	.000	0	0	0	1	0	0	0	0	0
N28	Central Arkansas	1	0-0	.000	0-0	.000	0-2	.000	0	2	2	0	0	0	0	0	0
D2	Iowa State	-	-	-	-	-	-	-	DNP	-	-	-	-	-	-	-	-
D9	Lamar	1	0-0	.000	0-0	.000	0-0	.000	1	0	1	0	0	0	0	0	0
D13	Middle Tennessee	-	-	-	-	-	-	-	DNP	-	-	-	-	-	-	-	-
D19	at Texas Tech	-	-	-	-	-	-	-	DNP	-	-	-	-	-	-	-	-
D22	Oral Roberts	-	-	-	-	-	-	-	DNP	-	-	-	-	-	-	-	-
J2	Baylor	-	-	-	-	-	-	-	DNP	-	-	-	-	-	-	-	-
J6	Oklahoma State	-	-	-	-	-	-	-	DNP	-	-	-	-	-	-	-	-
J9	at Oklahoma	-	-	-	-	-	-	-	-	-	-	-	-	-	-	-	-
J14	at Kansas State	-	-	-	-	-	-	-	-	-	-	-	-	-	-	-	-
J17	Kansas	-	-	-	-	-	-	-	-	-	-	-	-	-	-	-	-
J20	at Texas	-	-	-	-	-	-	-	-	-	-	-	-	-	-	-	-
J23	Texas Tech	-	-	-	-	-	-	-	-	-	-	-	-	-	-	-	-
J26	at Baylor	-	-	-	-	-	-	-	-	-	-	-	-	-	-	-	-
J30	West Virginia	-	-	-	-	-	-	-	-	-	-	-	-	-	-	-	-
F3	at Oklahoma State	-	-	-	-	-	-	-	-	-	-	-	-	-	-	-	-
F6	at Kansas	-	-	-	-	-	-	-	-	-	-	-	-	-	-	-	-
F10	Kansas State	-	-	-	-	-	-	-	-	-	-	-	-	-	-	-	-
F13	at Iowa State	-	-	-	-	-	-	-	-	-	-	-	-	-	-	-	-
F17	Texas	-	-	-	-	-	-	-	-	-	-	-	-	-	-	-	-
F20	at West Virginia	-	-	-	-	-	-	-	-	-	-	-	-	-	-	-	-
F24	at Oklahoma	-	-	-	-	-	-	-	-	-	-	-	-	-	-	-	-

SEASON/CAREER HIGHS

POINTS

2020-21:	--	--
Career:	--	--

MINUTES

2020-21:	2	Incarnate Word (11/25/20)
Career:	2	Incarnate Word (11/25/20)

FIELD GOALS

2020-21:	--	--
Career:	--	--

3-POINT FIELD GOALS

2020-21:	--	--
Career:	--	--

FREE THROWS

2020-21:	--	--
Career:	--	--

REBOUNDS

2020-21:	2	Central Arkansas (11/28/20)
Career:	2	Central Arkansas (11/28/20)

ASSISTS

2020-21:	--	--
Career:	--	--

BLOCKS

2020-21:	--	--
Career:	--	--

STEALS

2020-21:	--	--
Career:	--	--

EMMA SCHMIDT'S CAREER STATISTICS

	GP	GS	MIN	AVG.	FG	ATT	PCT	3FG	ATT	PCT	FT	ATT	PCT	OFF	DEF	TOT	AVG.	PF	D	AST	A/G	TO	B	S	TP	AVG.
2020-21	3	0	4	1.3	0	0	.000	0	0	.000	0	2	.000	1	2	3	1.0	1	0	0	0.0	0	0	0	0	0.0
TOTAL	3	0	4	1.3	0	0	.000	0	0	.000	0	2	.000	1	2	3	1.0	1	0	0	0.0	0	0	0	0.0	



TAVY DIGGS

6-2 | G/F | SO.

RICHARDSON, TEXAS | PLANO EAST HIGH SCHOOL

13



2019-20 GAME-BY-GAME STATISTICS

DATE	OPPONENT	MIN	FG	%	3FG	%	FT	%	O	D	T	PF	A	TO	B	S	PT
N25	Incarnate Word	16	4-5	.800	0-0	.000	1-2	.500	2	6	8	4	4	2	0	1	9
N28	Central Arkansas	21	3-5	.600	0-0	.000	1-1	1.000	2	4	6	1	3	2	0	1	7
D2	Iowa State	35	9-17	.529	0-0	.000	1-1	1.000	2	0	2	5	2	2	1	1	19
D9	Lamar	30	2-6	.333	0-0	.000	0-0	.000	0	7	7	0	4	2	2	0	4
D13	Middle Tennessee	26	8-14	.571	2-2	1.000	0-0	.000	0	4	4	2	0	1	0	1	18
D19	at Texas Tech	28	4-10	.400	0-1	.000	1-2	.500	0	1	1	4	2	1	0	1	9
D22	Oral Roberts	17	0-1	.000	0-0	.000	1-2	.500	0	4	4	1	0	0	0	2	1
J2	Baylor	15	2-8	.250	0-1	.000	1-1	1.000	1	1	2	4	2	1	2	1	5
J6	Oklahoma State	31	4-10	.400	0-0	.000	0-2	.000	1	4	5	0	1	1	0	0	8
J9	at Oklahoma																
J14	at Kansas State																
J17	Kansas																
J20	at Texas																
J23	Texas Tech																
J26	at Baylor																
J30	West Virginia																
F3	at Oklahoma State																
F6	at Kansas																
F10	Kansas State																
F13	at Iowa State																
F17	Texas																
F20	at West Virginia																
F24	at Oklahoma																

SEASON/CAREER HIGHS

POINTS

2020-21:	19	Iowa State (12/02/20)
Career:	19	Iowa State (12/02/20)

MINUTES

2020-21:	35	Iowa State (12/02/20)
Career:	35	Iowa State (12/02/20)

FIELD GOALS

2020-21:	9	Iowa State (12/02/20)
Career:	9	Iowa State (12/02/20)

3-POINT FIELD GOALS

2020-21:	2	Middle Tennessee (12/13/20)
Career:	2	Middle Tennessee (12/13/20)

FREE THROWS

2020-21:	1(6x)	last, Baylor (01/02/21)
Career:	1(7x)	last, Baylor (01/02/21)

REBOUNDS

2020-21:	8	Incarnate Word (11/25/20)
Career:	8	Incarnate Word (11/25/20)

ASSISTS

2020-21:	4 (2x)	last, Lamar (12/09/20)
Career:	4 (2x)	last, Lamar (12/09/20)

BLOCKS

2020-21:	2 (2x)	last, Baylor (01/02/21)
Career:	2 (2x)	last, Baylor (01/02/21)

STEALS

2020-21:	2	Oral Roberts (12/22/20)
Career:	2	Oral Roberts (12/22/20)

TAVY DIGGS' CAREER STATISTICS

	GP	GS	MIN	AVG. FG	ATT	PCT	3FG	ATT	PCT	FT	ATT	PCT	OFF	DEF	TOT	AVG.	PF	D	AST	A/G	TO	B	S	TP	AVG.	
2019-20	12	0	40	3.3	5	11	.455	0	0	.000	1	3	.333	2	12	14	1.2	6	0	0	0.0	8	1	1	11	0.9
2020-21	9	4	219	24.3	36	76	.474	2	4	.500	6	11	.545	8	31	39	4.3	21	1	18	2.0	12	5	8	80	8.9
TOTAL	21	4	259	12.3	41	87	.471	2	4	.500	7	14	.500	10	43	53	2.5	27	1	18	0.9	20	6	9	91	4.3



AJA HOLMES

5-8 | G | FR.

CIBOLO, TEXAS | STEELE HIGH SCHOOL

15



2020-21 GAME-BY-GAME STATISTICS

DATE	OPPONENT	MIN	FG	%	3FG	%	FT	%	O	D	T	PF	A	TO	B	S	PT
N25	Incarinate Word	17	0-3	.000	0-3	.000	0-0	.000	0	1	1	0	0	0	0	1	0
N28	Central Arkansas	17	0-6	.000	0-5	.000	0-0	.000	0	1	1	1	0	1	0	2	0
D2	Iowa State	14	0-2	.000	0-2	.000	0-0	.000	0	2	2	1	1	1	0	0	0
D9	Lamar	9	1-2	.500	0-1	.000	0-0	.000	0	0	0	0	1	0	0	1	2
D13	Middle Tennessee	12	3-6	.500	3-6	.500	0-0	.000	0	0	0	2	1	0	0	0	9
D19	at Texas Tech	7	1-2	.500	1-2	.500	0-0	.000	0	0	0	1	0	0	0	0	3
D22	Oral Roberts	9	0-2	.000	0-2	.000	0-0	.000	0	0	0	1	0	0	0	0	0
J2	Baylor	15	1-2	.500	1-2	.500	0-0	.000	0	0	0	0	0	0	0	0	3
J6	Oklahoma State	24	5-11	.455	4-10	.400	0-0	.000	0	3	3	4	2	2	0	0	14
J9	at Oklahoma																
J14	at Kansas State																
J17	Kansas																
J20	at Texas																
J23	Texas Tech																
J26	at Baylor																
J30	West Virginia																
F3	at Oklahoma State																
F6	at Kansas																
F10	Kansas State																
F13	at Iowa State																
F17	Texas																
F20	at West Virginia																
F24	at Oklahoma																

SEASON/CAREER HIGHS

POINTS

2020-21:	14	Oklahoma State (01/06/21)
Career:	14	Oklahoma State (01/06/21)

MINUTES

2020-21:	24	Oklahoma State (01/06/21)
Career:	24	Oklahoma State (01/06/21)

FIELD GOALS

2020-21:	5	Oklahoma State (01/06/21)
Career:	5	Oklahoma State (01/06/21)

3-POINT FIELD GOALS

2020-21:	4	Oklahoma State (01/06/21)
Career:	4	Oklahoma State (01/06/21)

FREE THROWS

2020-21:	--	--
Career:	--	--

REBOUNDS

2020-21:	3	Oklahoma State (01/06/21)
Career:	3	Oklahoma State (01/06/21)

ASSISTS

2020-21:	2	Oklahoma State (01/06/21)
Career:	2	Oklahoma State (01/06/21)

BLOCKS

2020-21:	--	--
Career:	--	--

STEALS

2020-21:	2	Central Arkansas (11/28/20)
Career:	2	Central Arkansas (11/28/20)

AJA HOLMES' CAREER STATISTICS

	GP	GS	MIN	AVG. FG	ATT	PCT	3FG	ATT	PCT	FT	ATT	PCT	OFF	DEF	TOT	AVG.	PF	D	AST	A/G	TO	B	S	TP	AVG.	
2020-21	9	0	124	13.8	11	36	.306	9	33	.273	0	0	.000	0	7	7	0.8	10	0	5	0.6	4	0	4	31	3.4
TOTAL	9	0	124	13.8	11	36	.306	9	33	.273	0	0	.000	0	7	7	0.8	10	0	5	0.6	4	0	4	31	3.4



LAUREN HEARD

5-9 | G | SR.

DENTON, TEXAS | GUYER HIGH SCHOOL

20



2019-20 GAME-BY-GAME STATISTICS

DATE	OPPONENT	MIN	FG	%	3FG	%	FT	%	O	D	T	PF	A	TO	B	S	PT
N25	Incarnate Word	30	8-17	.471	1-4	.250	5-5	1.000	0	3	3	2	5	4	0	5	22
N28	Central Arkansas	33	5-15	.333	0-4	.000	7-9	.778	1	2	3	3	7	5	1	3	17
D2	Iowa State	31	5-14	.357	1-3	.333	7-12	.583	0	6	6	4	5	3	0	1	18
D9	Lamar	33	5-11	.455	2-3	.667	4-5	.800	1	9	10	1	5	2	0	1	16
D13	Middle Tennessee	36	8-13	.615	1-2	.500	8-9	.889	2	5	7	2	4	4	0	2	25
D19	at Texas Tech	39	8-18	.444	3-6	.500	8-9	.889	1	11	12	3	5	3	0	2	27
D22	Oral Roberts	33	3-11	.273	1-2	.500	9-14	.643	6	3	9	2	5	1	0	1	16
J2	Baylor	32	2-15	.133	1-1	1.000	9-14	.643	2	3	5	4	4	3	0	4	14
J6	Oklahoma State	24	2-12	.167	1-5	.200	1-2	.500	1	2	3	1	4	3	0	0	6
J9	at Oklahoma																
J14	at Kansas State																
J17	Kansas																
J20	at Texas																
J23	Texas Tech																
J26	at Baylor																
J30	West Virginia																
F3	at Oklahoma State																
F6	at Kansas																
F10	Kansas State																
F13	at Iowa State																
F17	Texas																
F20	at West Virginia																
F24	at Oklahoma																

SEASON/CAREER HIGHS

POINTS

2020-21:	27	at Texas Tech (12/19/20)
Career:	28	at Texas Tech (03/01/20)

MINUTES

2020-21:	39	at Texas Tech (12/19/20)
Career:	40	Texas (03/05/20)

FIELD GOALS

2020-21:	8 (3x)	last, at Texas Tech (12/19/20)
Career:	10	at Kansas (02/08/20)

3-POINT FIELD GOALS

2020-21:	3	at Texas Tech (12/19/20)
Career:	5 (2x)	last, at Iowa State (01/15/20)

FREE THROWS

2020-21:	9 (2x)	last, Baylor (01/02/21)
Career:	14	at Oklahoma State (01/29/20)

REBOUNDS

2020-21:	12	at Texas Tech (12/19/20)
Career:	15	Oklahoma State (02/23/20)

ASSISTS

2020-21:	7	Central Arkansas (11/28/20)
Career:	7 (4x)	last, Central Arkansas (11/28/20)

BLOCKS

2020-21:	1	Central Arkansas (11/28/20)
Career:	1 (7x)	last, Central Arkansas (11/28/20)

STEALS

2020-21:	5	Incarnate Word (11/25/20)
Career:	8	at West Virginia (02/16/19)

LAUREN HEARD'S CAREER STATISTICS

	GP	GS	MIN	AVG. FG	ATT	PCT	3FG	ATT	PCT	FT	ATT	PCT	OFF	DEF	TOT	AVG.	PF	D	AST	A/G	TO	B	S	TP	AVG.	
2017-18	36	6	709	19.7	70	.187	.374	20	.61	.328	63	.86	.733	26	81	107	3.0	75	0	61	1.7	56	1	37	223	6.2
2018-19	35	34	993	28.4	92	.293	.314	28	.107	.262	91	.140	.650	33	126	159	4.5	75	1	113	3.2	84	2	63	303	8.7
2019-20	29	29	893	30.8	166	.425	.391	31	.86	.360	171	.227	.753	58	134	192	6.6	80	1	117	4.0	111	3	62	534	18.4
2020-21	9	9	291	32.3	46	.126	.365	11	.30	.367	58	.79	.734	14	44	58	6.4	22	0	44	4.9	28	1	19	161	17.9
TOTAL	109	78	2886	26.5	374	.1031	.363	90	.284	.317	383	.532	.720	131	385	516	4.7	252	2	335	3.1	279	7	181	1221	11.2



KAYLA MOKWUAH

6-4 | G | JR.

LONGMEADOW, MASS. | WILBRAHAM & MONSON ACADEMY (GEORGE WASHINGTON)

22



2020-21 GAME-BY-GAME STATISTICS

DATE	OPPONENT	MIN	FG	%	3FG	%	FT	%	O	D	T	PF	A	TO	B	S	PT
N25	Incarnate Word	9	2-4	.500	0-0	.000	1-2	.500	3	0	3	4	0	0	0	1	5
N28	Central Arkansas	14	3-6	.500	0-0	.000	0-0	.000	1	0	1	1	1	0	1	0	6
D2	Iowa State	8	1-2	.500	0-0	.000	0-0	.000	1	0	1	0	0	0	0	0	2
D9	Lamar	6	3-7	.429	0-0	.000	1-1	1.000	1	1	2	4	0	1	0	0	7
D13	Middle Tennessee	7	1-1	1.000	0-0	.000	0-0	.000	0	1	1	2	0	0	0	0	2
D19	at Texas Tech	16	3-5	.600	0-0	.000	2-2	1.000	2	1	3	2	2	3	2	0	8
D22	Oral Roberts	18	5-9	.556	0-0	.000	0-0	.000	2	1	3	4	2	5	2	2	10
J2	Baylor	21	2-7	.286	0-0	.000	0-0	.000	1	5	6	2	0	2	1	0	4
J6	Oklahoma State	6	1-4	.250	0-0	.000	0-0	.000	2	0	2	5	1	0	0	0	2
J9	at Oklahoma																
J14	at Kansas State																
J17	Kansas																
J20	at Texas																
J23	Texas Tech																
J26	at Baylor																
J30	West Virginia																
F3	at Oklahoma State																
F6	at Kansas																
F10	Kansas State																
F13	at Iowa State																
F17	Texas																
F20	at West Virginia																
F24	at Oklahoma																

SEASON/CAREER HIGHS

POINTS

2020-21: 10 Oral Roberts (12/22/20)
 Career: 18 (2x) last, Rhode Island (02/25/20)*

MINUTES

2020-21: 21 Baylor (01/02/21)
 Career: 27 Georgetown (11/24/19)*

FIELD GOALS

2020-21: 5 Oral Roberts (12/22/20)
 Career: 9 (2x) last, Rhode Island (02/25/20)*

3-POINT FIELD GOALS

2020-21: -- --
 Career: -- --

FREE THROWS

2020-21: 2 at Texas Tech (12/19/20)
 Career: 7 at UMass (02/20/19)

REBOUNDS

2020-21: 6 Baylor (01/02/21)
 Career: 16 at UMass (02/20/19)

ASSISTS

2020-21: 2 (2x) last, Oral Roberts (12/22/20)
 Career: 4 at George Mason (01/04/20)

BLOCKS

2020-21: 2 (2x) last, Oral Roberts (12/22/20)
 Career: 2 (5x) last, Oral Roberts (12/22/20)

STEALS

2020-21: 2 Oral Roberts (12/22/20)
 Career: 4 at Memphis (11/17/19)*

* - at George Washington

KAYLA MOKWUAH'S CAREER STATISTICS (TCU STATISTICS ONLY)

OVERALL	GP	GS	MIN	AVG.	FG	ATT	PCT	3FG	ATT	PCT	FT	ATT	PCT	OFF	DEF	TOT	AVG.	PF	D	AST	A/G	TO	B	S	TP	AVG.
2020-21	9	2	105	11.7	21	45	.467	0	0	.000	4	5	.800	13	9	22	2.4	24	1	6	0.7	11	6	3	46	5.1
TOTAL	9	2	105	11.7	21	45	.467	0	0	.000	4	5	.800	13	9	22	2.4	24	1	6	0.7	11	6	3	46	5.1



MICHELLE BERRY

6-2 | F | SR.

MIAMI, FLA. | MIAMI COUNTRY DAY (VIRGINIA TECH)

23



2019-20 GAME-BY-GAME STATISTICS

DATE	OPPONENT	MIN	FG	%	3FG	%	FT	%	O	D	T	PF	A	TO	B	S	PT
N25	Incarinate Word	29	2-7	.286	0-1	.000	0-0	.000	1	2	3	4	1	3	0	2	4
N28	Central Arkansas	29	4-9	.444	1-2	.500	0-0	.000	0	5	5	1	2	2	0	1	9
D2	Iowa State	31	4-10	.400	2-5	.400	5-5	1.000	2	7	9	3	0	2	0	1	15
D9	Lamar	34	2-6	.333	0-2	.000	0-0	.000	3	7	10	4	3	6	0	0	4
D13	Middle Tennessee	36	4-11	.364	3-6	.500	2-2	1.000	2	6	8	1	2	2	0	0	13
D19	at Texas Tech	37	5-10	.500	2-6	.333	2-2	1.000	2	7	9	5	4	1	0	1	14
D22	Oral Roberts	40	1-2	.500	0-0	.000	3-4	.750	1	8	9	0	2	1	1	2	5
J2	Baylor	31	3-10	.300	2-5	.400	0-1	.000	1	4	5	3	0	4	1	1	8
J6	Oklahoma State	28	2-9	.222	0-2	.000	3-4	.750	3	4	7	0	1	3	0	0	7
J9	at Oklahoma																
J14	at Kansas State																
J17	Kansas																
J20	at Texas																
J23	Texas Tech																
J26	at Baylor																
J30	West Virginia																
F3	at Oklahoma State																
F6	at Kansas																
F10	Kansas State																
F13	at Iowa State																
F17	Texas																
F20	at West Virginia																
F24	at Oklahoma																

SEASON/CAREER HIGHS

POINTS		
2020-21:	40	Oral Roberts (12/22/20)
Career:	40	Oral Roberts (12/22/20)
MINUTES		
2020-21:	37	at Texas Tech (12/19/20)
Career:	42	Wyoming 911/24/15)*
FIELD GOALS		
2020-21:	5	at Texas Tech (12/19/20)
Career:	13	Portland State (11/13/15)*
3-POINT FIELD GOALS		
2020-21:	3	Middle Tennessee (12/13/20)
Career:	3 (3x)	last, Middle Tennessee (12/13/20)
FREE THROWS		
2020-21:	5	Iowa State (12/02/20)
Career:	9	Portland State (11/13/15)*
REBOUNDS		
2020-21:	10	Lamar (12/09/20)
Career:	14	Cal Poly (02/18/16)*
ASSISTS		
2020-21:	4	at Texas Tech (12/19/20)
Career:	6	at LBSU (01/20/16)*
BLOCKS		
2020-21:	1 (2x)	last, Baylor (01/02/21)
Career:	1 (13x)	last, Baylor (01/02/21)
STEALS		
2020-21:	2 (2x)	last, Oral Roberts (12/22/20)
Career:	5	at Pepperdine (11/20/15)*

* - at Cal State Fullerton

MICHELLE BERRY'S CAREER STATISTICS

	GP	GS	MIN	AVG.	FG	ATT	PCT	3FG	ATT	PCT	FT	ATT	PCT	OFF	DEF	TOT	AVG.	PF	D	AST	A/G	TO	B	S	TP	AVG.
2019-20	29	1	606	20.9	62	155	.400	18	55	.327	19	30	.633	43	111	154	5.3	46	0	25	0.9	35	5	18	161	5.6
2020-21	9	9	295	32.8	27	74	.365	10	29	.345	15	18	.833	15	50	65	7.2	21	1	15	1.7	24	2	8	79	8.8
TOTAL	38	10	901	23.7	89	229	.389	28	84	.333	34	48	.708	58	161	219	5.8	67	1	40	1.1	59	7	26	240	6.3



ADHEL TAC

5-11 | F | FR.

GARLAND, TEXAS | SACHSE HIGH SCHOOL

24



2020-21 GAME-BY-GAME STATISTICS

DATE	OPPONENT	MIN	FG	%	3FG	%	FT	%	O	D	T	PF	A	TO	B	S	PT
N25	Incarnate Word	3	0-1	.000	0-0	.000	0-0	.000	0	2	2	0	0	0	1	0	0
N28	Central Arkansas	3	0-0	.000	0-0	.000	0-0	.000	0	1	1	1	1	1	0	0	0
12/2	Iowa State	4	1-2	.500	0-1	.000	0-0	.000	0	1	1	1	0	0	0	0	2
D9	Lamar	3	1-1	1.000	0-0	.000	0-2	.000	0	2	2	2	0	1	0	0	2
D13	Middle Tennessee	-	-	-	-	-	-	-	DNP	-	-	-	-	-	-	-	-
D19	at Texas Tech	-	-	-	-	-	-	-	DNP	-	-	-	-	-	-	-	-
D22	Oral Roberts	3	1-1	1.000	0-0	.000	0-0	.000	0	0	0	0	0	0	0	0	2
J2	Baylor	10	0-2	.000	0-0	.000	1-2	.500	0	2	2	0	0	0	0	0	1
J6	Oklahoma State	3	2-2	1.000	0-0	.000	0-0	.000	2	0	2	0	0	0	0	0	4
J9	at Oklahoma																
J14	at Kansas State																
J17	Kansas																
J20	at Texas																
J23	Texas Tech																
J26	at Baylor																
J30	West Virginia																
F3	at Oklahoma State																
F6	at Kansas																
F10	Kansas State																
F13	at Iowa State																
F17	Texas																
F20	at West Virginia																
F24	at Oklahoma																

SEASON/CAREER HIGHS

POINTS

2020-21:	4	Oklahoma State (01/06/21)
Career:	4	Oklahoma State (01/06/21)

MINUTES

2020-21:	10	Baylor (01/02/21)
Career:	10	Baylor (01/02/21)

FIELD GOALS

2020-21:	2	Oklahoma State (01/06/21)
Career:	2	Oklahoma State (01/06/21)

3-POINT FIELD GOALS

2020-21:	--	--
Career:	--	--

FREE THROWS

2020-21:	1	Baylor (01/02/21)
Career:	1	Baylor (01/02/21)

REBOUNDS

2020-21:	2 (4x)	last, Oklahoma State (01/06/21)
Career:	2 (4x)	last, Oklahoma State (01/06/21)

ASSISTS

2020-21:	1	Central Arkansas (11/28/20)
Career:	1	Central Arkansas (11/28/20)

BLOCKS

2020-21:	1	Incarnate Word (11/25/20)
Career:	1	Incarnate Word (11/25/20)

STEALS

2020-21:	1	Baylor (01/02/21)
Career:	1	Baylor (01/02/21)

ADHEL TAC'S CAREER STATISTICS

	GP	GS	MIN	AVG. FG	ATT	PCT	3FG	ATT	PCT	FT	ATT	PCT	OFF	DEF	TOT	AVG.	PF	D	AST	A/G	TO	B	S	TP	AVG.	
2020-21	7	0	29	4.1	5	9	.556	0	1	.000	1	4	.250	2	8	10	1.4	4	0	1	0.1	2	1	1	11	1.6
TOTAL	7	0	29	4.1	5	9	.556	0	1	.000	1	4	.250	2	8	10	1.4	4	0	1	0.1	2	1	1	11	1.6



PATRICIA MORRIS

6-7 | F | JR.

DUARTE, CALIF. | DUARTE HIGH SCHOOL (OREGON STATE)

32



2020-21 GAME-BY-GAME STATISTICS

DATE	OPPONENT	MIN	FG	%	3FG	%	FT	%	O	D	T	PF	A	TO	B	S	PT
N25	Incarinate Word	-	-	-	-	-	-	-	DNP	-	-	-	-	-	-	-	-
N28	Central Arkansas	4	0-1	.000	0-0	.000	2-2	1.000	1	2	3	3	0	3	0	0	2
D2	Iowa State	3	0-0	.000	0-0	.000	1-2	.500	0	0	0	1	0	0	0	0	1
D9	Lamar	8	3-4	.750	0-0	.000	0-0	.000	0	3	3	2	0	0	1	0	6
D13	Middle Tennessee	-	-	-	-	-	-	-	DNP	-	-	-	-	-	-	-	-
D19	at Texas Tech	4	0-0	.000	0-0	.000	0-0	.000	0	0	0	1	0	0	0	0	0
D22	Oral Roberts	5	1-2	.500	0-0	.000	0-0	.000	0	1	1	5	0	4	2	0	2
J2	Baylor	-	-	-	-	-	-	-	DNP	-	-	-	-	-	-	-	-
J6	Oklahoma State	-	-	-	-	-	-	-	DNP	-	-	-	-	-	-	-	-
J9	at Oklahoma	-	-	-	-	-	-	-	-	-	-	-	-	-	-	-	-
J14	at Kansas State	-	-	-	-	-	-	-	-	-	-	-	-	-	-	-	-
J17	Kansas	-	-	-	-	-	-	-	-	-	-	-	-	-	-	-	-
J20	at Texas	-	-	-	-	-	-	-	-	-	-	-	-	-	-	-	-
J23	Texas Tech	-	-	-	-	-	-	-	-	-	-	-	-	-	-	-	-
J26	at Baylor	-	-	-	-	-	-	-	-	-	-	-	-	-	-	-	-
J30	West Virginia	-	-	-	-	-	-	-	-	-	-	-	-	-	-	-	-
F3	at Oklahoma State	-	-	-	-	-	-	-	-	-	-	-	-	-	-	-	-
F6	at Kansas	-	-	-	-	-	-	-	-	-	-	-	-	-	-	-	-
F10	Kansas State	-	-	-	-	-	-	-	-	-	-	-	-	-	-	-	-
F13	at Iowa State	-	-	-	-	-	-	-	-	-	-	-	-	-	-	-	-
F17	Texas	-	-	-	-	-	-	-	-	-	-	-	-	-	-	-	-
F20	at West Virginia	-	-	-	-	-	-	-	-	-	-	-	-	-	-	-	-
F24	at Oklahoma	-	-	-	-	-	-	-	-	-	-	-	-	-	-	-	-

SEASON/CAREER HIGHS

POINTS	2020-21:	6	Lamar (12/09/20)
Career:	13	California (01/17/20)*	

MINUTES	2020-21:	8	Lamar (12/09/20)
Career:	15	Southern Utah 911/21/19)*	

FIELD GOALS	2020-21:	3	Lamar (12/09/20)
Career:	6	California (01/17/20)*	

3-POINT FIELD GOALS	2020-21:	--	--
Career:	--	--	

FREE THROWS	2020-21:	2	Central Arkansas (11/28/20)
Career:	7	vs. Washington St. (03/05/20)*	

REBOUNDS	2020-21:	3 (2x)	last, Lamar (12/09/20)
Career:	5 (2x)	last, vs. Washington St. (03/05/20)*	

ASSISTS	2020-21:	--	--
Career:	--	--	

BLOCKS	2020-21:	2	Oral Roberts (12/22/20)
Career:	3	Hawaii (12/06/19)*	

STEALS	2020-21:	--	--
Career:	1	CSU Bakersfield (12/29/18)*	

* - at Oregon State

PATRICIA MORRIS' CAREER STATISTICS (TCU STATISTICS ONLY)

	GP	GS	MIN	AVG. FG	ATT	PCT	3FG	ATT	PCT	FT	ATT	PCT	OFF	DEF	TOT	AVG.	PF	D	AST	A/G	TO	B	S	TP	AVG.	
2020-21	5	0	24	4.8	4	7	.571	0	0	.000	3	4	.750	1	6	7	1.4	12	1	0	0.0	7	3	0	11	2.2
TOTAL	5	0	24	4.8	4	7	.571	0	0	.000	3	4	.750	1	6	7	1.4	12	1	0	0.0	7	3	0	11	2.2



TCU BASKETBALL COMBINED STATISTICS



2020-21 TCU Women's Basketball
Combined Team Statistics
All games

Game Records

Record	Overall	Home	Away	Neutral
ALL GAMES	5-4	5-3	0-1	0-0
CONFERENCE	0-4	0-3	0-1	0-0
NON-CONFERENCE	5-0	5-0	0-0	0-0

Score by Periods

Team	1st	2nd	3rd	4th	OT	TOT
TCU	129	142	179	166	0	616
Opponents	148	151	169	138	0	606

Team Box Score

No.	Player	Total			3-Point		F-Throw		Rebounds				Other									
		GP-GS	MIN	AVG	FG-FGA	FG%	3FG-FGA	3FG%	FT-FTA	FT%	OFF	DEF	TOT	AVG	PF	DQ	A	TO	BLK	STL	PTS	AVG
20	HEARD, Lauren	9-9	291:34	32.4	46-127	.362	11-31	.355	58-79	.734	15	44	59	6.6	22	0	44	28	1	19	161	17.9
5	MORRIS, Yummy	9-9	202:20	22.5	40-77	.519	0-0	.000	14-17	.824	16	37	53	5.9	18	0	9	16	12	3	94	10.4
13	DIGGS, Tavy	9-4	216:41	24.1	36-76	.474	2-4	.500	6-11	.545	8	31	39	4.3	21	1	18	13	5	8	80	8.9
23	BERRY, Michelle	9-9	298:09	33.1	27-74	.365	10-29	.345	15-18	.833	15	50	65	7.2	21	1	15	24	2	8	79	8.8
1	JACKSON, Aahliyah	9-9	237:28	26.4	17-51	.333	5-17	.294	13-21	.619	6	15	21	2.3	20	0	13	15	6	11	52	5.8
22	MOKWUAH, Kayla	9-2	102:37	11.4	21-45	.467	0-0	.000	4-5	.800	13	9	22	2.4	24	1	6	11	6	3	46	5.1
0	GERMOND, Caroline	9-3	232:18	25.8	17-55	.309	6-24	.250	1-2	.500	5	11	16	1.8	25	0	34	10	1	14	41	4.6
15	HOLMES, Aja	9-0	124:04	13.8	11-36	.306	9-33	.273	0-0	.000	0	7	7	0.8	10	0	5	4	0	4	31	3.4
32	MORRIS, Patricia	5-0	25:57	5.2	4-7	.571	0-0	.000	3-4	.750	1	6	7	1.4	12	1	0	7	3	0	11	2.2
4	CONN, Amari	5-0	21:42	4.3	4-7	.571	2-5	.400	0-0	.000	0	6	6	1.2	0	0	1	4	1	1	10	2.0
24	TAC, Adhel	7-0	28:59	4.1	5-9	.556	0-1	.000	1-4	.250	2	8	10	1.4	4	0	1	2	1	1	11	1.6
10	SCHMIDT, Emma	3-0	04:21	1.5	0-0	.000	0-0	.000	0-2	.000	1	2	3	1.0	1	0	0	0	0	0	0	0.0
12	MORGAN, Aaliyah	4-0	13:50	3.5	0-0	.000	0-0	.000	0-0	.000	0	4	4	1.0	1	0	2	2	0	0	0	0.0
Team											17	22	39					5				
Total		9	1800		228-564	.404	45-144	.313	115-163	.706	99	252	351	39.0	179	4	148	141	38	72	616	68.4
Opponents		9	1800		216-557	.388	62-194	.320	112-152	.737	94	256	350	38.9	162	3	132	157	46	64	606	67.3

Team Statistics

	TCU	OPP
Scoring	616	606
Points per game	68.4	67.3
Scoring margin	+1.1	-
Field goals-att	228-564	216-557
Field goal pct	.404	.388
3 point fg-att	45-144	62-194
3-point FG pct	.313	.320
3-pt FG made per game	5.0	6.9
Free throws-att	115-163	112-152
Free throw pct	.706	.737
F-Throws made per game	12.8	12.4
Rebounds	351	350
Rebounds per game	39.0	38.9
Rebounding margin	+0.1	-
Assists	148	132
Assists per game	16.4	14.7
Turnovers	141	157
Turnovers per game	15.7	17.4
Turnover margin	+1.8	-
Assist/turnover ratio	1.0	0.8
Steals	72	64
Steals per game	8.0	7.1
Blocks	38	46
Blocks per game	4.2	5.1
Winning streak	0	-
Home win streak	0	-
Attendance	7071	2612
Home games-Avg/Game	8-884	1-2612
Neutral site-Avg/Game	-	0-0

Team Results

Date	Opponent	Score	Att.
11/25/2020	Incarate Word	W 84-59	844
11/28/2020	Central Ark.	W 65-48	802
12/02/2020	Iowa St.	L 68-91	715
12/09/2020	Lamar University	W 79-53	768
12/13/2020	Middle Tenn.	W 83-77	736
12/19/2020	at Texas Tech	L 72-78	2612
12/22/2020	Oral Roberts	W 62-48	841
01/02/2021	Baylor	L 50-74	1605
01/06/2021	Oklahoma St.	L 53-78	760



OVERALL STATISTICS

Game Records

Record	Overall	Home	Away	Neutral
ALL GAMES	5-4	5-3	0-1	0-0
CONFERENCE	0-4	0-3	0-1	0-0
NON-CONFERENCE	5-0	5-0	0-0	0-0

Team Box Score

No.	Player				Total		3-Point		F-Throw		Rebounds											
		GP-GS	MIN	AVG	FG-FGA	FG%	3FG-FGA	3FG%	FT-FTA	FT%	OFF	DEF	TOT	AVG	PF	DQ	A	TO	BLK	STL	PTS	AVG
20	HEARD, Lauren	9-9	291:34	32.4	46-127	.362	11-31	.355	58-79	.734	15	44	59	6.6	22	0	44	28	1	19	161	17.9
5	MORRIS, Yummy	9-9	202:20	22.5	40-77	.519	0-0	.000	14-17	.824	16	37	53	5.9	18	0	9	16	12	3	94	10.4
13	DIGGS, Tavy	9-4	216:41	24.1	36-76	.474	2-4	.500	6-11	.545	8	31	39	4.3	21	1	18	13	5	8	80	8.9
23	BERRY, Michelle	9-9	298:09	33.1	27-74	.365	10-29	.345	15-18	.833	15	50	65	7.2	21	1	15	24	2	8	79	8.8
1	JACKSON, Aahliyah	9-9	237:28	26.4	17-51	.333	5-17	.294	13-21	.619	6	15	21	2.3	20	0	13	15	6	11	52	5.8
22	MOKWUAH, Kayla	9-2	102:37	11.4	21-45	.467	0-0	.000	4-5	.800	13	9	22	2.4	24	1	6	11	6	3	46	5.1
0	GERMOND, Caroline	9-3	232:18	25.8	17-55	.309	6-24	.250	1-2	.500	5	11	16	1.8	25	0	34	10	1	14	41	4.6
15	HOLMES, Aja	9-0	124:04	13.8	11-36	.306	9-33	.273	0-0	.000	0	7	7	0.8	10	0	5	4	0	4	31	3.4
32	MORRIS, Patricia	5-0	25:57	5.2	4-7	.571	0-0	.000	3-4	.750	1	6	7	1.4	12	1	0	7	3	0	11	2.2
4	CONN, Amari	5-0	21:42	4.3	4-7	.571	2-5	.400	0-0	.000	0	6	6	1.2	0	0	1	4	1	1	10	2.0
24	TAC, Adhel	7-0	28:59	4.1	5-9	.556	0-1	.000	1-4	.250	2	8	10	1.4	4	0	1	2	1	1	11	1.6
10	SCHMIDT, Emma	3-0	04:21	1.5	0-0	.000	0-0	.000	0-2	.000	1	2	3	1.0	1	0	0	0	0	0	0	0.0
12	MORGAN, Aaliyah	4-0	13:50	3.5	0-0	.000	0-0	.000	0-0	.000	0	4	4	1.0	1	0	2	2	0	0	0	0.0
Team											17	22	39									
Total		9	1800		228-564	.404	45-144	.313	115-163	.706	99	252	351	39.0	179	4	148	141	38	72	616	68.4
Opponents		9	1800		216-557	.388	62-194	.320	112-152	.737	94	256	350	38.9	162	3	132	157	46	64	606	67.3

Score by Periods

Team	1st	2nd	3rd	4th	OT	TOT
TCU	129	142	179	166	0	616
Opponents	148	151	169	138	0	606

BIG 12 ONLY STATISTICS

Game Records

Record	Overall	Home	Away	Neutral
ALL GAMES	0-4	0-3	0-1	0-0
CONFERENCE	0-4	0-3	0-1	0-0
NON-CONFERENCE	0-0	0-0	0-0	0-0

Team Box Score

No.	Player				Total		3-Point		F-Throw		Rebounds											
		GP-GS	MIN	AVG	FG-FGA	FG%	3FG-FGA	3FG%	FT-FTA	FT%	OFF	DEF	TOT	AVG	PF	DQ	A	TO	BLK	STL	PTS	AVG
20	HEARD, Lauren	4-4	126:28	31.6	17-60	.283	6-16	.375	25-37	.676	5	22	27	6.8	12	0	18	12	0	7	65	16.3
23	BERRY, Michelle	4-4	129:04	32.3	14-39	.359	6-18	.333	10-12	.833	8	22	30	7.5	11	1	5	10	1	3	44	11.0
13	DIGGS, Tavy	4-2	108:31	27.1	19-45	.422	0-2	.000	3-6	.500	4	6	10	2.5	13	1	7	6	3	3	41	10.3
5	MORRIS, Yummy	4-4	79:40	19.9	9-25	.360	0-0	.000	4-4	1.000	4	16	20	5.0	7	0	3	9	5	0	22	5.5
15	HOLMES, Aja	4-0	59:44	14.9	7-17	.412	6-16	.375	0-0	.000	0	5	5	1.3	6	0	3	3	0	0	20	5.0
22	MOKWUAH, Kayla	4-1	50:27	12.6	7-18	.389	0-0	.000	2-2	1.000	6	6	12	3.0	9	1	3	5	3	0	16	4.0
1	JACKSON, Aahliyah	4-4	106:16	26.6	4-24	.167	3-12	.250	2-2	1.000	1	9	10	2.5	8	0	5	8	1	3	13	3.3
4	CONN, Amari	1-0	10:00	10.0	1-3	.333	1-3	.333	0-0	.000	0	2	2	2.0	0	0	1	2	1	1	3	3.0
0	GERMOND, Caroline	4-1	104:23	26.1	4-20	.200	2-11	.182	1-2	.500	3	5	8	2.0	11	0	13	2	1	2	11	2.8
24	TAC, Adhel	3-0	16:56	5.6	3-6	.500	0-1	.000	1-2	.500	2	3	5	1.7	1	0	0	0	0	1	7	2.3
32	MORRIS, Patricia	2-0	06:56	3.5	0-0	.000	0-0	.000	1-2	.500	0	0	0	0.0	2	0	0	0	0	0	1	0.5
12	MORGAN, Aaliyah	1-0	01:34	1.6	0-0	.000	0-0	.000	0-0	.000	0	0	0	0.0	0	0	0	0	0	0	0	0.0
Team											11	9	20									
Total		4	800		85-257	.331	24-79	.304	49-69	.710	44	105	149	37.3	80	3	58	59	15	20	243	60.8
Opponents		4	800		114-262	.435	26-75	.347	67-84	.798	44	134	178	44.5	62	1	72	50	31	30	321	80.3

Score by Periods

Team	1st	2nd	3rd	4th	OT	TOT
TCU	56	60	64	63	0	243
Opponents	83	74	84	80	0	321



TCU BASKETBALL SEASON/CAREER STATISTICS



2020-21 TCU Women's Basketball
Season/Career Statistics
All games

Page 1/1
as of Jan 07, 2021

Summary

Player	Season Statistics										Career Statistics									
	GP-GS	MIN/G	FG%	3FG%	FT%	R/G	A/G	STL	BLK	PTS/G	GP-GS	MIN/G	FG%	3FG%	FT%	R/G	A/G	STL	BLK	PTS/G
BERRY, Michelle	9-9	33.1	.365	.345	.833	7.2	1.7	8	2	8.8	38-10	23.8	.389	.333	.708	5.8	1.1	26	7	6.3
CONN, Amari	5-0	4.3	.571	.400	.000	1.2	0.2	1	1	2.0	5-0	4.3	.571	.400	.000	1.2	0.2	1	1	2.0
DIGGS, Tavy	9-4	24.1	.474	.500	.545	4.3	2.0	8	5	8.9	21-4	12.3	.471	.500	.500	2.5	0.9	9	6	4.3
GERMOND, Caroline	9-3	25.8	.309	.250	.500	1.8	3.8	14	1	4.6	9-3	25.8	.309	.250	.500	1.8	3.8	14	1	4.6
HEARD, Lauren	9-9	32.4	.362	.355	.734	6.6	4.9	19	1	17.9	109-78	26.5	.362	.316	.720	4.7	3.1	181	7	11.2
HOLMES, Aja	9-0	13.8	.306	.273	.000	0.8	0.6	4	0	3.4	9-0	13.8	.306	.273	.000	0.8	0.6	4	0	3.4
JACKSON, Aahliyah	9-9	26.4	.333	.294	.619	2.3	1.4	11	6	5.8	9-9	26.4	.333	.294	.619	2.3	1.4	11	6	5.8
MOKWUAH, Kayla	9-2	11.4	.467	.000	.800	2.4	0.7	3	6	5.1	9-2	11.4	.467	.000	.800	2.4	0.7	3	6	5.1
MORGAN, Aaliyah	4-0	3.5	.000	.000	.000	1.0	0.5	0	0	0.0	4-0	3.5	.000	.000	.000	1.0	0.5	0	0	0.0
MORRIS, Patricia	5-0	5.2	.571	.000	.750	1.4	0.0	0	3	2.2	5-0	5.2	.571	.000	.750	1.4	0.0	0	3	2.2
MORRIS, Yummy	9-9	22.5	.519	.000	.824	5.9	1.0	3	12	10.4	63-9	10.0	.472	.000	.744	2.9	0.3	22	46	4.1
SCHMIDT, Emma	3-0	1.5	.000	.000	.000	1.0	0.0	0	0	0.0	3-0	1.5	.000	.000	.000	1.0	0.0	0	0	0.0
TAC, Adhel	7-0	4.1	.556	.000	.250	1.4	0.1	1	1	1.6	7-0	4.1	.556	.000	.250	1.4	0.1	1	1	1.6

Scoring

Player	Season Statistics								Career Statistics							
	FG-FGA	FG%	3FG-3FGA	3FG%	FT-FTA	FT%	PTS	PTS/G	FG-FGA	FG%	3FG-3FGA	3FG%	FT-FTA	FT%	PTS	PTS/G
BERRY, Michelle	27-74	.365	10-29	.345	15-18	.833	79	8.8	89-229	.389	28-84	.333	34-48	.708	240	6.3
CONN, Amari	4-7	.571	2-5	.400	0-0	.000	10	2.0	4-7	.571	2-5	.400	0-0	.000	10	2.0
DIGGS, Tavy	36-76	.474	2-4	.500	6-11	.545	80	8.9	41-87	.471	2-4	.500	7-14	.500	91	4.3
GERMOND, Caroline	17-55	.309	6-24	.250	1-2	.500	41	4.6	17-55	.309	6-24	.250	1-2	.500	41	4.6
HEARD, Lauren	46-127	.362	11-31	.355	58-79	.734	161	17.9	374-1032	.362	90-285	.316	383-532	.720	1221	11.2
HOLMES, Aja	11-36	.306	9-33	.273	0-0	.000	31	3.4	11-36	.306	9-33	.273	0-0	.000	31	3.4
JACKSON, Aahliyah	17-51	.333	5-17	.294	13-21	.619	52	5.8	17-51	.333	5-17	.294	13-21	.619	52	5.8
MOKWUAH, Kayla	21-45	.467	0-0	.000	4-5	.800	46	5.1	21-45	.467	0-0	.000	4-5	.800	46	5.1
MORGAN, Aaliyah	0-0	.000	0-0	.000	0-0	.000	0	0.0	0-0	.000	0-0	.000	0-0	.000	0	0.0
MORRIS, Patricia	4-7	.571	0-0	.000	3-4	.750	11	2.2	4-7	.571	0-0	.000	3-4	.750	11	2.2
MORRIS, Yummy	40-77	.519	0-0	.000	14-17	.824	94	10.4	101-214	.472	0-0	.000	58-78	.744	260	4.1
SCHMIDT, Emma	0-0	.000	0-0	.000	0-2	.000	0	0.0	0-0	.000	0-0	.000	0-2	.000	0	0.0
TAC, Adhel	5-9	.556	0-1	.000	1-4	.250	11	1.6	5-9	.556	0-1	.000	1-4	.250	11	1.6

Totals

Player	Season Statistics									Career Statistics								
	O-REB	D-REB	TOTAL	PF	FO	A	TO	A/TO	O-REB	D-REB	TOTAL	PF	FO	A	TO	A/TO		
BERRY, Michelle	15	50	65	21	1	15	24	0.6	58	161	219	67	1	40	59	0.7		
CONN, Amari	0	6	6	0	0	1	4	0.3	0	6	6	0	0	1	4	0.3		
DIGGS, Tavy	8	31	39	21	1	18	13	1.4	10	43	53	27	1	18	21	0.9		
GERMOND, Caroline	5	11	16	25	0	34	10	3.4	5	11	16	25	0	34	10	3.4		
HEARD, Lauren	15	44	59	22	0	44	28	1.6	132	385	517	252	2	335	279	1.2		
HOLMES, Aja	0	7	7	10	0	5	4	1.3	0	7	7	10	0	5	4	1.3		
JACKSON, Aahliyah	6	15	21	20	0	13	15	0.9	6	15	21	20	0	13	15	0.9		
MOKWUAH, Kayla	13	9	22	24	1	6	11	0.5	13	9	22	24	1	6	11	0.5		
MORGAN, Aaliyah	0	4	4	1	0	2	2	1.0	0	4	4	1	0	2	2	1.0		
MORRIS, Patricia	1	6	7	12	1	0	7	0.0	1	6	7	12	1	0	7	0.0		
MORRIS, Yummy	16	37	53	18	0	9	16	0.6	72	110	182	90	0	19	65	0.3		
SCHMIDT, Emma	1	2	3	1	0	0	0	0.0	1	2	3	1	0	0	0	0.0		
TAC, Adhel	2	8	10	4	0	1	2	0.5	2	8	10	4	0	1	2	0.5		



TCU BASKETBALL GAME-BY-GAME STATISTICS

2020-21 TCU Women's Basketball
Team Game-by-Game
All gamesPage 1/1
as of Jan 07, 2021

Opponent	Date	Score	W	Total		3-Pointers		Free throws		Rebounds				PF	A	TO	BLK	STL	PTS	AVG
				FG-FGA	PCT	3FG-FGA	PCT	FT-FTA	PCT	OFF	DEF	TOT	AVG							
Incarnate Word	11/25/2020	84-59	W	35-75	.467	2-14	.143	12-14	.857	13	26	39	39.0	23	17	15	1	21	84	84.0
Central Ark.	11/28/2020	65-48	W	25-58	.431	3-15	.200	12-20	.600	12	29	41	40.0	21	20	20	4	12	65	74.5
Iowa St.	12/02/2020	68-91	L	23-62	.371	5-16	.313	17-24	.708	8	27	35	38.3	21	15	12	5	4	68	72.3
Lamar University	12/09/2020	79-53	W	31-57	.544	3-8	.375	14-20	.700	9	39	48	40.8	19	18	16	5	3	79	74.0
Middle Tenn.	12/13/2020	83-77	W	29-64	.453	11-22	.500	14-17	.824	10	25	35	39.6	18	17	11	2	5	83	75.8
at Texas Tech	12/19/2020	72-78	L	26-66	.394	7-22	.318	13-15	.867	11	30	41	39.8	25	19	13	3	4	72	75.2
Oral Roberts	12/22/2020	62-48	W	23-53	.434	2-6	.333	14-23	.609	11	28	39	39.7	18	18	20	11	11	62	73.3
Baylor	01/02/2021	50-74	L	16-61	.262	5-14	.357	13-20	.650	11	22	33	38.9	21	9	17	4	10	50	70.4
Oklahoma St.	01/06/2021	53-78	L	20-68	.294	7-27	.259	6-10	.600	14	26	40	39.0	13	15	17	3	2	53	68.4
Total		616		228-564	.404	45-144	.313	115-163	.706	99	252	351	39.0	179	148	141	38	72	616	68.4
Opponents		606		216-557	.388	62-194	.320	112-152	.737	94	256	350	38.9	162	132	157	46	64	606	67.3

TCU Averages

Games Played	Points/game	FG Pct	3FG Pct	FT Pct	Rebounds/game	Assists/game	Turnovers/game	Assist/Turnover ratio	Steals/game	Blocks/game
9	68.4	40.4	31.3	70.6	39.0	16.4	15.7	1.0	8.0	4.2

TCU BASKETBALL OPPONENT GAME-BY-GAME STATISTICS

2020-21 TCU Women's Basketball
Opponents Game-by-Game
All gamesPage 1/1
as of Jan 07, 2021

Opponent	Date	Score	W	Total		3-Pointers		Free throws		Rebounds				PF	A	TO	BLK	STL	PTS	AVG
				FG-FGA	PCT	3FG-FGA	PCT	FT-FTA	PCT	OFF	DEF	TOT	AVG							
Incarnate Word	11/25/2020	84-59	W	20-47	.426	7-23	.304	12-20	.600	2	27	29	29.0	14	14	29	1	7	59	59.0
Central Ark.	11/28/2020	65-48	W	19-53	.358	4-14	.286	6-9	.667	5	27	32	30.5	24	14	27	0	10	48	53.5
Iowa St.	12/02/2020	68-91	L	31-71	.437	11-35	.314	18-20	.900	12	33	45	35.3	18	18	12	7	6	91	66.0
Lamar University	12/09/2020	79-53	W	18-69	.261	8-27	.296	9-14	.643	13	20	33	34.8	22	6	10	5	6	53	62.8
Middle Tenn.	12/13/2020	83-77	W	28-69	.406	11-36	.306	10-13	.769	18	25	43	36.4	18	15	19	3	5	77	65.6
at Texas Tech	12/19/2020	72-78	L	24-56	.429	6-20	.300	24-30	.800	4	31	35	36.2	13	15	11	5	5	78	67.7
Oral Roberts	12/22/2020	62-48	W	17-57	.298	6-19	.316	8-12	.667	12	23	35	36.0	22	11	22	6	6	48	64.9
Baylor	01/02/2021	50-74	L	28-65	.431	4-7	.571	14-19	.737	16	36	52	38.0	20	17	17	7	7	74	66.0
Oklahoma St.	01/06/2021	53-78	L	31-70	.443	5-13	.385	11-15	.733	12	34	46	38.9	11	22	10	12	12	78	67.3
Total		606		216-557	.388	62-194	.320	112-152	.737	94	256	350	38.9	162	132	157	46	64	606	67.3
TCU		616		228-564	.404	45-144	.313	115-163	.706	99	252	351	39.0	179	148	141	38	72	616	68.4

Opponents Averages

Games Played	Points/game	FG Pct	3FG Pct	FT Pct	Rebounds/game	Assists/game	Turnovers/game	Assist/Turnover ratio	Steals/game	Blocks/game
9	67.3	38.8	32.0	73.7	38.9	14.7	17.4	0.8	7.1	5.1




0 | CAROLINE GERMOND
JR | 5-7 | G
Angers, France



1 | AAHLIYAH JACKSON
GR | 5-10 | G
Ft. Smith, Ark.



4 | AMARI CONN
FR | 5-7 | G
Kansas City, Mo.




5 | YUMMY MORRIS
JR | 6-3 | F
North Little Rock, Ark.



10 | EMMA SCHMIDT
SR | 5-9 | G
Waukee, Iowa



11 | MADDI PULI
SO | 6-2 | G/F
Werrabee, Australia



12 | AALIYAH MORGAN
FR | 6-1 | F
Tyler, Texas



13 | TAVY DIGGS
SO | 6-2 | G
Richardson, Texas



15 | AJA HOLMES
FR | 5-8 | G
Cibolo, Texas



20 | LAUREN HEARD
SR | 5-9 | G
Denton, Texas




22 | KAYLA MOKWUAH
JR | 6-4 | C
Longmeadow, Mass.



23 | MICHELLE BERRY
GR | 6-2 | F
Miami, Fla.



24 | ADHEL TAC
FR | 5-11 | F
Garland, Texas



32 | PATRICIA MORRIS
JR | 6-7 | F
Duarte, Calif.

COACHING STAFF



RAEGAN PEBLEY
Head Coach
7th Season



HANNA HOWARD
Associate Head Coach
7th Season



BRITNEY BROWN
Associate Coach
5th Season



ABI OLAJUWON
Assistant Coach
3rd Season



LEAH FOSTER
Player Development
3rd Season



ANGELA GONZAGA
Director of Operations
7th Season



NATASCHA HARTVICH
Graduate Assistant
3rd Season



KARVIAR SHEPHERD
Graduate Assistant
2nd Season