

TCU HORNED FROGS (7-6, 2-6) vs. #9 BAYLOR LADY BEARS (10-2, 5-1)

Tuesday, Jan. 26, 2021 | 7 p.m. | Waco, Texas | Ferrell Center



Head Coach: Raegan Pebley
at TCU: 124-84, 7th Season
Career: 280-259, 18th Season

Head Coach: Kim Mulkey
at Baylor: 614-103, 21st Season
Career: 614-103, 21st Season

John Morris
Jim Haller

Jeff Williams

GoFrogs.com
BaylorBears.com

@TCUWBasketball
@TCUWBB

2020-21 SCHEDULE/RESULTS

OVERALL: 7-6 | BIG 12: 2-6
HOME: 7-3 | AWAY: 0-3 | NEUTRAL: 0-0

DATE	OPPONENT	TV	TIME/RESULTS
N25	INCARNATE WORD	ESPN+	W, 84-59
N28	CENTRAL ARKANSAS	ESPN+	W, 65-48
D2	#23 IOWA STATE*	ESPN+	L, 68-91
D6	at Missouri\$	SECN+	Canceled
D9	LAMAR	ESPN+	W, 79-53
D13	MIDDLE TENNESSEE	ESPN+	W, 83-77
D19	at Texas Tech*	ESPN+	L, 72-78
D22	ORAL ROBERTS	ESPN+	W, 62-48
J2	#7 BAYLOR*	ESPN+	L, 50-74
J6	OKLAHOMA STATE*	ESPN+	L, 53-78
J9	at Oklahoma*	--	PPD
J9	at Oklahoma State*	ESPN+	L, 50-69
J14	at Kansas State*	--	PPD
J17	KANSAS*	ESPN+	W, 81-78 (OT)
J20	at Texas	LHN	L, 54-71
J23	TEXAS TECH*	ESPN+	W, 61-53
J26	at #9 Baylor*	TBA	7 p.m.
J30	WEST VIRGINIA*	ESPN+	1 p.m.
F7	at Kansas*	TBA	1:30 p.m.
F10	KANSAS STATE*	ESPN+	6:30 p.m.
F13	at Iowa State*	TBA	7 p.m.
F17	TEXAS*	ESPN+	6:30 p.m.
F20	at West Virginia*	ESPN+	1 p.m.
F24	OKLAHOMA*	ESPN+	6:30 p.m.

All times central | Home games in **BOLD**
 * - Big 12 conference game | \$ - SEC/Big 12 Challenge
 ESPN+ - Big 12 Now on ESPN+ (subscription required)
 FSOK - Game on Fox Sports Oklahoma
 LHN - Longhorn Network

FAST BREAKS

- TCU (7-6, 2-6) will play its fourth game in nine days when it takes on the No. 9-ranked Baylor Lady Bears (10-2, 5-1) this Tuesday, Jan. 26, in Waco. Tip-off is set for 7 p.m. inside the Ferrell Center. The contest will be televised live on The Big 12 Now on ESPN+.
- TCU is coming off a 61-53 come-from-behind win over Texas Tech this past Saturday in Fort Worth. The Horned Frogs trailed by as many as 13 points, collecting a comeback win down by at least 11 points for the second time this season. TCU had totaled four come-from-behind wins over the previous two seasons when trailing by at least 10 points.
- TCU went 10-of-11 (.909) from the free throw line this past Saturday, converting 90% or better from the charity stripe for the first time since a 23-of-25 (.920) effort against Arkansas back on March 28, 2019. It marked the first time TCU has shot 90% or better at the free throw line in a regular-season game since Jan. 30, 2018, against Oklahoma (13-of-14, .929).
- Lauren Heard (23 points, 11 rebounds) and Michelle Berry (14 points, 13 rebounds) both collected double-doubles in the win over Texas Tech. It was the first time TCU had two players record double-doubles in the same game since April 3, 2019 (Amy Okonkwo, Jordan Moore).
- TCU's Aja Holmes was named the Big 12 Freshman of the Week, becoming the first Horned Frog since Mikayla Christian (Dec. 27, 2016) to earn the honor. She is the fourth different TCU player to be named Big 12 Freshman of the Week.

THE STARTING FIVE




20
LAUREN HEARD
 G | 5-9 | Sr.
 18.3 PPG



0
CAROLINE GERMONT
 G | 5-7 | Jr.
 4.5 PPG



1
AAHLIYAH JACKSON
 G | 5-10 | Gr.
 5.8 PPG



23
MICHELLE BERRY
 F | 6-2 | Sr.
 9.7 PPG



5
YUMMY MORRIS
 F | 6-3 | Jr.
 9.2 PPG

BY THE NUMBERS

12

Current all-time ranking in scoring for senior Lauren Heard, with 1,298 career points.

21

Number of steals TCU collected against Incarnate Word, which ranks 4th most in single-game history.

39.8

Number of rebounds the Frogs average this season, which ranks third-most in the Big 12.

**ROSTER BREAKDOWN****BY CLASS****Graduate Students (2)**

Michelle Berry, Aahliyah Jackson

Seniors (2)

Lauren Heard, Emma Schmidt

Juniors (4)

Caroline Germond, Kayla Mokwuah, Patricia Morris, Yummy Morris

Sophomores (2)

Tavy Diggs, Maddi Puli

Freshmen (4)

Amari Conn, Aja Holmes, Aaliyah Morgan, Adhel Tac

BY POSITION**Guard (8)**

Amari Conn, Tavy Diggs, Caroline Germond, Lauren Heard, Aja Holmes, Aahliyah Jackson, Maddi Puli, Emma Schmidt

Forward (6)

Michelle Berry, Aaliyah Morgan, Maddi Puli, Patricia Morris, Yummy Morris, Adhel Tac

Center (1)

Kayla Mokwuah

BY HOME STATE/COUNTRY**Arkansas (2)**

Aahliyah Jackson, Yummy Morris

Australia (1)

Maddi Puli

California (1)

Patricia Morris

Florida (1)

Michelle Berry

France (1)

Caroline Germond

Iowa (1)

Emma Schmidt

Massachusetts (1)

Kayla Mokwuah

Missouri (1)

Amari Conn

Texas (5)

Tavy Diggs, Lauren Heard, Aja Holmes, Aaliyah Morgan, Adhel Tac

NUMERICAL ROSTER

NO.	NAME	POS.	HT.	YR.	HOMETOWN (PREVIOUS SCHOOL)
0	Caroline Germond	G	5-7	Jr.	Angers, France (South Plains College)
1	Aahliyah Jackson	G	5-10	Gr.	Ft. Smith, Ark. (Texas A&M)
4	Amari Conn	G	5-7	Fr.	Kansas City, Mo. (Lincoln Prep)
5	Yummy Morris	F	6-3	Jr.	North Little Rock, Ark. (North Little Rock HS)
10	Emma Schmidt	G	5-9	Sr.	Waukee, Iowa (Waukee HS)
11	Maddi Puli	G/F	6-2	So.	Werribee, Australia (Mackillop College)
12	Aaliyah Morgan	F	6-1	Fr.	Tyler, Texas (Lee HS)
13	Tavy Diggs	G	6-2	So.	Richardson, Texas (Plano East HS)
15	Aja Holmes	G	5-8	Fr.	Cibolo, Texas (Steele HS)
20	Lauren Heard	G	5-9	Sr.	Denton, Texas (Guyer HS)
22	Kayla Mokwuah	C	6-4	Jr.	Longmeadow, Mass (George Washington)
23	Michelle Berry	F	6-2	Gr.	Miami, Fla. (Virginia Tech)
24	Adhel Tac	F	5-11	Fr.	Sachse, Texas (Sachse HS)
32	Patricia Morris	F	6-7	Jr.	Duarte, Calif. (Oregon State)

ALPHABETICAL ROSTER

NO.	NAME	POS.	HT.	YR.	HOMETOWN (PREVIOUS SCHOOL)
23	Michelle Berry	F	6-2	Gr.	Miami, Fla. (Virginia Tech)
4	Amari Conn	G	5-7	Fr.	Kansas City, Mo. (Lincoln Prep)
13	Tavy Diggs	G	6-2	So.	Richardson, Texas (Plano East HS)
0	Caroline Germond	G	5-7	Jr.	Angers, France (South Plains College)
20	Lauren Heard	G	5-9	Sr.	Denton, Texas (Guyer HS)
15	Aja Holmes	G	5-8	Fr.	Cibolo, Texas (Steele HS)
1	Aahliyah Jackson	G	5-10	Gr.	Ft. Smith, Ark. (Texas A&M)
22	Kayla Mokwuah	C	6-4	Jr.	Longmeadow, Mass (George Washington)
12	Aaliyah Morgan	F	6-1	Fr.	Tyler, Texas (Lee HS)
32	Patricia Morris	F	6-7	Jr.	Duarte, Calif. (Oregon State)
5	Yummy Morris	F	6-3	Jr.	North Little Rock, Ark. (North Little Rock HS)
11	Maddi Puli	G/F	6-2	So.	Werribee, Australia (Mackillop College)
10	Emma Schmidt	G	5-9	Sr.	Waukee, Iowa (Waukee HS)
24	Adhel Tac	F	5-11	Fr.	Sachse, Texas (Sachse HS)

COACHING & SUPPORT STAFF

POSITION	NAME (YEAR AT TCU [ALMA MATER])
Head Coach	Raegan Pebley (7th Season) [Colorado, 97]
Associate Head Coach	Hanna Howard (7th Season) [Portland, 05]
Associate Coach	Britney Brown (5th Season) [Oklahoma, 07]
Assistant Coach	Abi Olajuwon (3rd Season) [Oklahoma, 10]
Player Development Coordinator	Leah Foster (3rd Season) [St. Edward's, 06]
Director of Operations	Angela Gonzaga
Graduate Assistant	Natascha Hartvich
Graduate Assistant	Karviar Shepherd
Strength & Conditioning Coach	Taylor Larson
Athletic Trainer	Alissa Schenk

PRONUNCIATION GUIDE

Amari Conn	uh - MAR - ee
Tavy Diggs	TAH - vee (sounds like taffy)
Caroline Germond	jurr - MOND
Aja Holmes	AH - zha
Aahliyah Jackson	uh - LEE - uh
Kayla Mokwuah	mock - WUH
Maddi Puli	PEW - lie
Adhel Tac	TACK (like a thumb tack)

THE MATCH-UP

- TCU and Baylor wraps up its regular-season series on Tuesday, but the two teams will be meeting for the 46th time overall. The series dates back to 1983.
- Baylor leads the all-time series 40-5, which includes a record of 19-2 against the Horned Frogs in Waco.
- The Lady Bears have won all 18 meetings since TCU became a member of the Big 12 Conference back in 2012-13 and has won 30 straight games over the Horned Frogs in a streak that dates back to 1991.
- TCU's last win over Baylor was an 83-76 defeat over the Lady Bears back on Feb. 28, 1990, in Fort Worth.
- Baylor won the first meeting of the 2020-21 series, downing TCU 74-50 back on Jan. 2, in Fort Worth.
- Among Big 12 opponents, TCU has only faced Texas Tech (58) and Texas (49) more times than Baylor.

SCOUTING THE LADY BEARS

- Baylor is 10-2 overall and 5-1 in Big 12 play, coming off a pair of win over both Oklahoma (84-61) and Oklahoma State (77-58) this past week.
- Prior to the pair of wins last week, Baylor saw its 61-game home winning streak come to an end with a defeat to Iowa State, 75-71, back on Jan. 16.
- Baylor's other lone defeat on the season was an 83-78 road loss at Arkansas back on Dec. 6.
- Baylor's NaLyssa Smith continues to lead the team in both scoring (17.4) and rebounding (9.7) on the year.

LAST TIME OUT FOR THE FROGS

- TCU trailed by as many as 13 points with less than five minutes to play in the second quarter, but continued to chop away at Texas Tech's lead and after outscoring the Lady Raiders 27-14 in the fourth quarter, the Horned Frogs completed the comeback en route to a 61-53 win.
- TCU trailed by five points, down 39-34, after three quarters of play, but the defense clamped down and TCU remained poised at the free throw line - going 8-for-8 from the charity stripe in the final period.
- Lauren Heard (23 points, 11 rebounds) and Michelle Berry (14 points, 13 rebounds) both posted double-doubles, and freshman Aja Holmes tied a career-high with 14 points.
- Overall, four double-doubles were recorded in the game, as both Vivian Gray (16 points, 13 rebounds) and Lexi Gordon (13 points, 10 rebounds) notched double-doubles for Texas Tech.

BIG 12 CONFERENCE THIS-AND-THAT

- TCU was picked to finish ninth in the Big 12 in the preseason coaches poll.
- TCU is 65-87 all-time in Big 12 games, since moving to the league in 2012-13.
- The Horned Frogs are 40-37 in Big 12 games played in Fort Worth.
- Since becoming a member, TCU has tallied its most league wins against Kansas (12). The Frogs have now posted 11 wins over Texas Tech and registered 10 wins against Iowa State.
- The Horned Frogs registered a program-best 13-5 record in Big 12 play last season, which led to TCU's highest finish in the Big 12 standings, coming in

second-place. The Frogs were picked to finish eighth in Big 12 play last season.

HOME SWEET SCHOLLMAIER ARENA

- TCU is 35-2 overall in non-conference games played inside Schollmaier Arena.
- In addition to the team's 28 consecutive win streak over non-conference opponents at home, TCU has compiled an overall record of 37-9 inside the complex over the past three seasons.
- The Horned Frogs are now 69-25 all-time inside Schollmaier Arena since opening back on Dec. 20, 2015.

DON'T EVEN THINK OF 60

- TCU has limited an opponent to under 60 points five times this season and are now 5-0 in those games.
- Under head coach Raegan Pebley, the Horned Frogs are 56-3 (.949) all-time when limiting the opposing team to score 60 points or less.
- The Horned Frogs have won 14 straight games when limiting opposing teams to under 60 points.
- The last time a TCU team was defeated, limiting an opponent to under 60 points, came back on April 3, 2019, against Arizona in the WNIT Semifinals. Arizona won the game 59-53.

THRICE AS NICE

- Senior Lauren Heard was named the Big 12 Co-Player of the Week on Dec. 14.
- Heard earned Big 12 Player of the Week honors for the third time in her career, after collecting a pair of POW selections last season.
- She is the first TCU player to be named Big 12 Player of the Week three times in a career, surpassing Zahna Medley as the only other two-time Big 12 POW recipient. Medley was also tabbed a Big 12 Freshman of the Week four times.
- Heard became the first TCU player to be named the conference player of the week at least three times in a career since Helena Sverrisdottir (nine-time MWC Player of the Week honors).

FROSH HONORS

- True freshman Aja Holmes was named the Big 12 Freshman of the Week on Jan. 25.
- Holmes averaged 8.5 points on the week and shot 50 percent from three-point range.
- The Cibilo, Texas, native scored 14 points in TCU's come-from-behind win over Texas Tech that week.
- Holmes is the fourth different TCU freshman to earn Big 12 Freshman accolades and the first since Mikayla Christian, who earned the honor back on Dec. 27, 2016.

MOVING ON UP

- Senior Lauren Heard is making her way up the ranks in multiple school career leaders lists.
- The Denton, Texas, native now ranks No. 12 all-time in school history with 1,298 points scored in her career. She also ranks No. 3 overall in free throw attempts (552) and No. 5 overall in free throws made (397).
- She is among the school's top-10 players in both steals and assists. She currently ranks No. 9 in

GENERAL INFORMATION

Location	Fort Worth, Texas
Founded	1873
Enrollment	11,379
Colors	Purple and White
Nickname	Horned Frogs
Home Facility	Ed and Rae Schollmaier Arena
Opened	2015
Capacity	6,700
Conference	Big 12 Conference
Affiliation	NCAA Division I
Chancellor	Dr. Victor J. Boschini Jr.
Athletics Director	Jeremiah Donati
Senior Woman's Administrator	Kim Johnson
Faculty Athletics Rep.	Rhonda Hatcher
Athletics Department Phone	(817) 257-5658

HISTORY

First Season	1977-78 (44th season)
First NCAA DI Season	1982-83 (38th season)
Record All-Time	635-662 (.489)
Record in NCAA DI	560-588 (.487)
Regular Season Conference Championships	3
Conference Tournament Championships	3
Years in NCAA Championships (Last)9 (2010)
Record in NCAA Championships	5-9
Years in WNIT (Last)7 (2019)
Record in WNIT	13-7

BASKETBALL COACHING STAFF

Head Coach	Raegan Pebley (Colorado, 1997)
Record at TCU	124-84 (7th season)
Career Record	280-259 (18th season)
Associate Head Coach	Hanna Howard (7th season)
Associate Coach	Britney Brown (5th season)
Assistant Coach	Abi Olajuwon (3rd season)
D-Ops	Angela Gonzaga (7th season)
Player Development	Leah Foster (3rd season)
GA's	Natascha Hartvich (3rd season)
.	Karviar Shepherd (2nd season)
Administrative Assistant	Jodi Clifton
Office Phone Number	(817) 257-7962

2019-20 REVIEW

Overall Record	22-7
. Home: 13-3 Away: 9-4 Neutral: 0-0	
Big 12 Record (Finish)	13-5 (2nd)
Conference Tournament	N/A
Postseason	N/A
Final AP/USA Today Ranking	RV/RV

2020-21 PREVIEW

Letterwinners Returning/Lost	5/8
Starters Returning/Lost	2/4
Returning Redshirts	0
Newcomers	9

ATHLETICS COMMUNICATIONS

Women's Basketball Contact	Dameon Myres
Cell Phone	(817) 897-5331
Office Phone	(817) 257-5367
Email	d.myres@tcu.edu

TOP-25 POLLS

ASSOCIATED PRESS TOP-25 (Jan. 25, 2021)

No.	Team	Rec.	Pts.	Last
1	Louisville (22)	14-0	739	1
2	NC State (5)	11-0	710	2
3	UCConn (1)	10-0	692	3
4	South Carolina (2)	12-1	679	4
5	UCLA	9-2	618	6
6	Stanford	12-2	572	5
7	Maryland	11-1	565	7
8	Texas A&M	14-1	550	8
9	Baylor	10-2	522	9
10	Arizona	11-2	494	10
11	Oregon	11-3	420	13
12	Michigan	10-1	382	11
13	South Florida	10-1	353	14
14	Ohio State	8-1	346	17
15	Kentucky	11-4	320	12
16	Indiana	9-3	308	16
17	DePaul	9-3	238	18
18	Gonzaga	13-2	186	20
19	Arkansas	11-5	182	15
20	Tennessee	10-3	180	25
21	Mississippi State	8-4	156	19
22	Georgia	12-2	122	22
23	Northwestern	8-3	93	21
24	West Virginia	11-2	72	NR
25	South Dakota State	13-2	66	NR

OTHERS RECEIVING VOTES: Texas 52, Missouri State 49, Iowa State 29, Syracuse 27, Alabama 10, Rice 7, Milwaukee 4, Georgia Tech 3, South Dakota 2, TCU 2

USA TODAY COACHES TOP-25 (Jan. 19, 2021)

No.	Team (Record)	Pts.	Last	1st-Place Votes
1	Louisville (12-0)	798	2	30
2	NC State (10-0)	749	3	1
3	South Carolina (10-1)	721	4	0
4	Stanford (11-1)	710	1	1
5	Connecticut (7-0)	697	5	0
6	UCLA (8-2)	596	8	0
7	Maryland (11-1)	595	9	0
8	Texas A&M (13-1)	570	7	0
9	Baylor (8-2)	541	6	0
10	Arizona (10-2)	499	13	0
11	Michigan (10-0)	477	12	0
12	Kentucky (10-3)	474	11	0
13	Oregon (9-3)	405	10	0
14	South Florida (10-1)	306	17	0
15	Indiana (8-3)	301	18	0
16	Ohio State (7-1)	291	15	0
17	Arkansas (11-5)	286	16	0
18	Gonzaga (12-2)	227	19	0
19	Mississippi State (8-4)	211	14	0
20	Syracuse (6-1)	195	21	0
21	DePaul (8-3)	166	22	0
22	Northwestern (7-2)	145	23	0
23	Georgia (12-1)	109	27	0
24	Texas (9-3)	82	20	0
25	Missouri State (6-2)	69	25	0

OTHERS RECEIVING VOTES: Tennessee (9-2) 46; South Dakota State (11-2) 41; Iowa (9-3) 24; West Virginia (10-2) 21; Iowa State (9-4) 9; Virginia Tech (7-5) 7; Michigan State (8-2) 6; Florida Gulf Coast (9-2) 6; Colorado (6-6) 5; Washington State (7-3) 4; Nebraska (7-4) 4; IUPUI (8-1) 2; Delaware (9-1) 2; Dayton (6-1) 2; Arizona State (7-3) 1.

steals (187) and No. 7 in assists (355).
 • A complete list of career-record marks for Heard can be found in these notes on page five.

FASTEST TO 100

- Lauren Heard, who scored 125 points through the first six games of the season, became the fifth different TCU player to pour in at least 100 points through her first six games of a season over the past 15 years.
- Zahna Medley is the last player to score 100+ points in six games, having done it in both 2015-16 and 2013-14. She scored 102 points in six games back in 2015-16 and notched 116 points in six games during the 2013-14 campaign.
- Heard joined the likes of Emily Carter (136, 2010-11), TK Lafleur (102, 2008-09) and Adrienne Ross (101, 2006-07) as the only other players to score 100+ points in six games in the past 15 seasons.

A-LISTED!

- Lauren Heard was named to both the Lieberman Award and Naismith Trophy preseason watch lists.
- An All-Big 12 First Team selection a year ago, and a Preseason All-Big 12 honoree, Heard is the only returning Big 12 player to rank among the top-10 in the league in scoring, assists and steals.
- She ranked fourth overall in the Big 12 in points scored (18.4), sixth in assists (4.0) and was second in steals (2.1).
- She led the league and was the only player in the conference to average at least 20 points (20.1) in Big 12 only games last season.
- In five games against top-25 ranked teams, she averaged 16.4 points, tallied 2.4 steals and dished out 3.2 assists per contest.

GUNS UP FOR HEARD

- Lauren Heard, who is coming off a 23-point and 11-rebound effort against Texas Tech, seems to have the magic touch lately when facing the Lady Raiders.
- In her previous four games against Texas Tech, Heard is averaging a double-double with 26.0 points and 10.0 rebounds.
- Heard has actually posted double-doubles in three of those games and in the only game she didn't post a double-double, she totaled six boards, but scored her career-high of 28 points.

JACKSON FIVE-FOR-FIVE

- Graduate transfer Aahliyah Jackson registered a 5-of-5 effort from the field in a win over Central Arkansas back on Nov. 28.
- Jackson became the first TCU player to shoot 1,000 from the field with at least five attempts since Jordan Moore was 8-of-8 against West Virginia back on Feb. 16, 2019.
- In her first season with the Horned Frogs, Jackson has notched new single-game career-highs in minutes (29), points (13, twice), field goals (5) and steals (3).

THE COMEBACK TRAIL

- TCU has now erased double-digit deficits over both Middle Tennessee (11 points down) and Texas Tech (13 points) this season.

- TCU has overcome deficits of 10 points or more four times in the past two seasons.
- The Horned Frogs wiped out a 10-point deficit to Iowa State and a 12-point deficit to Kansas State last season. Both wins came on the road.
- TCU has trailed by at least one point in all seven of its wins during the 2020-21 season.

YOU STOLE IT!

- TCU tallied 21 steals in its season-opening win against Incarnate Word.
- The Horned Frogs totaled 20+ steals in a game for the first time in more than 16 seasons. It was the first 20-steal game since collecting 20 steals against Cornell back on Jan. 2, 2006.
- The 21 steals are tied for the fourth-most in a single game by a TCU team.
- The all-time record is 24 steals, which happened twice overall, but the last time coming against Southern Miss back in 2005.

NON-CONFERENCE CHALK TALK

- TCU wrapped up non-conference play having now won 28 straight home games over non-conference opponents - a streak that dates back to the 2017-18 season.
- The win streak includes WNIT home victories over the previous two seasons, as well.
- The Horned Frogs' last home loss to a non-conference opponent came back on Nov. 21, 2017, in a defeat to Yale.
- TCU is 49-4 overall against non-conference teams played at home in the regular-season under head coach Raegan Pebley. TCU has gone undefeated in non-conference home games over the past three seasons.
- TCU is 69-23 at home against all non-conference opponents under coach Pebley, which includes home wins over WNIT postseason opponents.
- A look at TCU in non-conference games over the previous six seasons:

NON-CONFERENCE PLAY IN PEBLEY ERA*

SEASON	RECORD	PCT.	H	A	N
2020-21	5-0	1.000	5-0	0-0	0-0
2019-20	9-2	.818	7-0	2-2	0-0
2018-19	10-1	.909	8-0	2-0	0-1
2017-18	10-2	.833	7-1	1-1	2-0
2016-17	8-3	.727	8-1	0-2	0-0
2015-16	8-3	.727	7-1	1-2	0-0
2014-15	8-3	.727	7-1	0-1	1-1

OVERALL 58-14 .805 49-4 6-8 3-2

* - Regular-season contests only

A LOOK AHEAD

- TCU is back in Fort Worth this Saturday, Jan. 30, to close out the month with a home contest against West Virginia.
- Tip-off is set for 1 p.m. inside Schollmaier Arena and the contest will be televised live on The Big 12 Now on ESPN+.



SERIES BREAKDOWN



VS.



Meeting 46th
 All-Time Series Baylor leads, 40-5
 Date Series Began Jan. 22, 1983
 Last Game Played Jan. 2, 2021
 Current Winning Streak Baylor, won 30
 TCU at Home 3-20
 TCU on the Road 2-19
 TCU on a Neutral Court 0-1

SINCE TCU JOINED THE BIG 12 CONFERENCE

TCU Record in Series 0-18
 TCU at Home 0-9
 TCU on the Road 0-8
 TCU on a Neutral Court 0-1

LAST 10 GAMES

Date	W/L	Score	Location
01/02/2021	L	50-74	Fort Worth
02/12/2020	L	62-81	Waco
01/22/2020	L	57-66	Fort Worth
02/09/2019	L	71-89	Waco
01/12/2019	L	55-79	Fort Worth
03/04/2018	L	48-94	Oklahoma City*
02/24/2018	L	53-85	Fort Worth
02/10/2018	L	63-83	Waco
02/12/2017	L	73-91	Fort Worth
01/11/2017	L	54-77	Waco

* - Big 12 Tournament

TALE OF THE TAPE

	TCU	Baylor
Record	7-6	10-2
Conference Record	2-6	5-1
Scoring	66.3	85.7
Opponent Scoring	67.5	52.9
Scoring Margin	-1.2	+32.8
Field Goal Percentage	.391	.495
Field Goal Percentage Defense	.384	.306
Three-Point Field Goal Percentage	.315	.312
Three-Point Field Goal Percentage Defense	.287	.252
Free Throw Percentage	.709	.692
Rebounding	39.8	50.2
Opponent Rebounding	40.3	30.2
Rebounding Margin	-6.3	+20.0
Assists	15.4	23.9
Turnovers	15.6	16.0
Steals	6.8	11.3
Blocks	3.8	5.2

TEAM LEADERS

	--- TCU ---		--- Baylor ---	
Scoring	Heard	18.3 / gm	Smith	17.4 / gm
Rebounding	Berry	8.2 / gm	Smith	9.7 / gm
Assists	Heard	64	Richards	74
Steals	Heard	25	Carrington	27
Blocks	Y. Morris	14	Egbo	15

HEARD'S PUSH FOR THE RECORD BOOKS

CAREER RECORDS

POINTS

10. Amy Okonkwo	2016-19	1,324
11. Jill Sutton	1997-2001	1,300
12. Lauren Heard	2017-Present	1,298
13. Ashley Davis	2003-07	1,291
14. Tricia Payne	1998-2003	1,178

FIELD GOALS MADE

8. Leah Garcia	1994-98	478
9. Amy Okonkwo	2016-19	477
10. Emily Carter	2007-11	474
-- Lauren Heard	2017-Present	402

FIELD GOAL ATTEMPTS

7. Emily Carter	2007-11	1,174
8. Janice Dziuk	1986-90	1,137
9. Lauren Heard	2017-Present	1,105
10. Jill Sutton	1997-01	1,087
11. Jordan Moore	2015-19	1,080

FREE THROWS MADE

2. Helena Sverrisdottir	2007-11	469
3. Emily Carter	2007-11	398
4. Lauren Heard	2017-Present	397
5. Zahna Medley	2012-16	393
6. Janice Dziuk	1986-90	357

CAREER RECORDS (CONTINUED)

FREE THROW ATTEMPTS

1. Sandora Irvin	2001-05	705
2. Helena Sverrisdottir	2007-11	599
3. Lauren Heard	2017-Present	552
4. Jordan Moore	2015-19	524
5. Janice Dziuk	1986-90	511

ASSISTS

5. Kianna Ray	2016-20	401
6. Adrienne Ross	2003-08	387
7. Lauren Heard	2017-Present	355
8. Moneka Knight	2004-08	348
9. Amy Sutton	1997-2001	304
Leah Garcia	1994-98	304

STEALS

7. Kianna Ray	2016-20	205
8. Andrea Boris	1989-93	195
9. Lauren Heard	2017-Present	187
10. Lorie Butler-Rayford	2004-08	183





BIG 12 STANDINGS

TEAM	BIG 12	PCT.	H	A	Streak	OVERALL PCT.	H	A	N	Streak	
Baylor	5-1	0.833	2-1	3-0	W2	10-2	0.833	6-1	4-1	0-0	W2
Iowa State	6-2	0.750	3-1	3-1	L1	10-5	0.667	6-2	4-3	0-0	L1
West Virginia	5-2	0.714	4-1	1-1	W5	11-2	0.846	8-1	1-1	2-0	W6
Texas	5-2	0.714	3-0	2-2	W2	11-3	0.786	9-1	2-2	0-0	W2
Oklahoma State	5-3	0.625	3-1	2-2	L3	9-5	0.643	6-3	3-2	0-0	L3
Kansas	2-3	0.400	2-1	0-2	W1	6-5	0.545	6-2	0-3	0-0	W1
Texas Tech	3-6	0.333	2-2	1-4	L1	8-7	0.533	7-3	1-4	0-0	L1
TCU	2-6	0.250	2-3	0-3	W1	7-6	0.538	7-3	0-3	0-0	W1
Oklahoma	1-5	0.167	0-2	1-3	L2	4-7	0.364	3-3	1-4	0-0	L2
Kansas State	0-4	0.000	0-1	0-3	L4	5-6	0.455	4-3	1-3	0-0	L4

BIG 12 PRESEASON HONORS

PRESEASON PLAYER OF THE YEAR

NaLyssa Smith, Baylor, F, 6-2, Jr., Converse, Texas

PRESEASON NEWCOMER OF THE YEAR

DiJonai Carrington, Baylor, G, 5-11, Gr., San Diego, Calif.

PRESEASON FRESHMAN OF THE YEAR

Sarah Andrews, Baylor, G, 5-6, Irving, Texas

PRESEASON ALL-BIG 12 TEAM

Queen Egbo, Baylor
 DiDi Richards, Baylor
 NaLyssa Smith*, Baylor
 Ashley Joens, Iowa State
 Ayoka Lee, Kansas State
 Taylor Robertson, Oklahoma
 Natasha Mack, Oklahoma State

Lauren Heard, TCU

Charli Collier, Texas
 Vivian Gray, Texas Tech

HONORABLE MENTION

Kristin Scott (Iowa State), Zakiyah Franklin (Kansas), Holly Kersgieter (Kansas), Rachel Ranke (Kansas State), Ana Llanusa (Oklahoma), Madi Williams (Oklahoma), Celeste Taylor (Texas), Chrislyn Carr (Texas Tech), Kysre Gondrezick (West Virginia) and Kari Niblack (West Virginia).

BIG 12 PRESEASON POLL

1. Baylor (9)	81
2. Texas (1)	73
3. Iowa State	69
4. Kansas State	50
5. West Virginia	45
6. Texas Tech	36
7. Oklahoma	33
8. Oklahoma State	26
9. TCU	23
10. Kansas	14

BIG 12 PLAYERS OF THE WEEK

DATE	PLAYER	SCHOOL
Nov. 30	Charli Collier	Texas
Dec. 7	Ashley Joens	Iowa State
Dec. 14	Lauren Heard	TCU
	Ashley Joens	Iowa State
Dec. 21	NaLyssa Smith	Baylor
Dec. 28	Natasha Mack	Oklahoma State
Jan. 4	Madi Williams	Oklahoma
Jan. 11	Natasha Mack	Oklahoma State
Jan. 18	Ashley Joens	Iowa State
Jan. 25	Charli Collier	Texas

TCU HONOR ROLL

LAUREN HEARD

Preseason All-Big 12	Oct. 21
Lieberman Watch List	Nov. 9
Naismith Trophy Watch List	Nov. 17
TCU Student-Athlete of the Week	Dec. 2
Big 12 Player of the Week	Dec. 14
TCU Student-Athlete of the Week	Dec. 15

YUMMY MORRIS

TCU Scholar-Athlete of the Month	Dec. 2
----------------------------------	--------

AAHLIYAH JACKSON


TCU Scholar-Athlete of the Month	Jan. 19
----------------------------------	---------

AJA HOLMES


Big 12 Freshman of the Week	Jan. 25
-----------------------------	---------

BIG 12 FRESHMAN OF THE WEEK

DATE	PLAYER	SCHOOL
Nov. 30	Ioanna Chatzileonti	Kansas
Dec. 7	Ioanna Chatzileonti	Kansas
Dec. 14	Lexi Donarski	Iowa State
Dec. 21	Hannah Gusters	Baylor
	Lexy Keys	Oklahoma State
Dec. 28	Emily Ryan	Iowa State
Jan. 4	DeYona Gaston	Texas
Jan. 11	Lexi Donarski	Iowa State
Jan. 18	Emily Ryan	Iowa State
Jan. 25	Aja Holmes	TCU



ED & RAE SCHOLLMAIER ARENA | OPENED 2015-16



TCU INSIDE SCHOLLMAIER ARENA

YEAR	NC	B12	PS	OVA	PCT.
2020-21	5-0	2-3	0-0	7-3	.700
2019-20	7-0	6-3	0-0	13-3	.812
2018-19	8-0	6-3	3-0	17-3	.850
2017-18	6-1	5-4	2-0	13-5	.722
2016-17	8-1	3-6	0-0	11-7	.611
2015-16*	1-0	5-4	2-0	8-4	.667
	35-2	27-23	7-0	69-25	.734

* - **First Game:** _____ Dec. 20, 2015
TCU 76, Southern Utah 47

NC - Non-Conference
B12 - Big 12 Conference
PS - Postseason

Previously known as the Daniel-Meyer Coliseum, the facility underwent a \$72 million renovation that was completed during the 2015-16 season. The Schollmaiers provided the lead gift of \$10 million. The Daniel-Meyer name is still prominent as the entire area is known as the Daniel-Meyer Athletic Complex.

The TCU men's and women's basketball programs received new locker rooms and team meeting rooms as well as an expanded sports medicine center. There is also locker rooms for visiting teams and a new video board.

The new building facade for the Ed and Rae Schollmaier Arena architecturally complements Amon G. Carter Stadium and the TCU campus. The interior has a lower playing surface to increase courtside seating and provide a more intimate atmosphere. Wider concourses and multiple public entries have helped ease congestion. The fan experience is further enhanced by new concession stands, a food court and restrooms as well as increased points of sale. A new courtside club lounge is also located on floor level. The facility also includes offices for the athletics administrative staff as well as coaches in various sports, allowing the Ed and Rae Schollmaier Arena to be the hub of TCU Athletics.



Additional features of the Ed and Rae Schollmaier Arena are the Jane & John Justin TCU Athletics Hall of Fame on the concourse level, offices for Olympic sports and administration and a larger main ticket office to support the arena and Amon G. Carter Stadium.

ED AND RAE SCHOLLMAIER HISTORY

Ed Schollmaier is the retired CEO of Alcon Laboratories, Inc., while the late Rae Schollmaier was a dedicated civic volunteer. Through the Schollmaier Foundation, they are longtime philanthropic leaders in Fort Worth.



A TCU Trustee since 1996, Ed Schollmaier chaired the Building and Grounds Committee and served on the Executive, Fiscal Affairs and Intercollegiate Athletics committees, as well as the Committee on Trusteeship.

Ed Schollmaier was a member of the Neeley School International Board of Visitors and the recipient of Neeley's Ike Harrison Award. He has been recognized as an Honorary Alumnus and an Honorary TCU Letterman. Rae Schollmaier served on the College of Fine Arts International Board of Visitors, the Fine Arts Task Force of The Commission on the Future of TCU and the KinderFrogs School Advisory Board. For their service and generous support, the Schollmaiers were honored with TCU's Horizon Award and the Royal Purple Award.



The Schollmaiers have also supported TCU Athletics through the Ed and Rae Schollmaier Basketball Complex, which opened in 2004.



HEAD COACH | RAEGAN PEBLEY | 7TH SEASON



Raegan Pebley is in her seventh season as TCU women's basketball head coach in 2020-21. Pebley led the Horned Frogs to four postseason appearances in her first five seasons, including WNIT Semifinals appearances in both 2017-18 and 2018-19. The 2019-20 squad was on the way to making a postseason

appearance prior to the NCAA Tournament being canceled due to the COVID-19 pandemic.

Pebley (pronounced Pee-blee) has had the Frogs on an upward trend over the past three seasons, as their 69 total wins during that stretch are ranked third among all Big 12 teams while its 32 conference victories also rank third.

The 2019-20 campaign saw the Frogs register a 22-7 overall record and a 13-5 mark in Big 12 play. It marked Pebley's third-consecutive 20-win season, while the 13 Big 12 wins rank most in school history. It also matches the most conference wins for TCU in any league (2000-01, WAC; 2007-08 and 2010-11, MWVC). TCU would go onto finish second-place in the Big 12 standings - the highest finish for the Frogs since joining the league in 2012-13.

The Frogs have been on an upward trend over the past three seasons. TCU notched a 24-11 record in 2018-19, coming up just one-win shy of the school's record 25 victories (2000-01, 2003-04). In addition, TCU also set program records with 17 home victories in 2018-19 and the 13 Big 12 Conference wins this past season. The Horned Frogs also managed to register its most road wins in the Pebley era, notching nine victories on the road in 2019-20.

TCU collected its first national ranking in 10 years during the 2017-18 campaign, as well, coming in as high as No. 22. The Frogs then made its way back into the WBCA Top-25 rankings during the 2019-20 season, coming in at No. 25, the week of Feb. 25.

TCU ranked among the Big 12's top teams this past season, ranking first in free throw attempts (621), third in free throws made (417), second in steals (274), first in steals per game (9.4), second in opponent three-point percentage (.273), and first in forced turnovers (18.62). Three different Horned Frogs would go onto earn All-Big 12 honors, giving TCU at least two players on the All-Big 12 team in four of its six seasons as a member of the Big 12 Conference.

Lauren Heard became just the third Horned Frog in program history to be named to the All-Big 12 First Team, joining Zahna Medley (2014, 2015, 2016) and Jordan Moore (2019). Kianna Ray would earn second team honors and Jayde Woods was named honorable mention. A total of 14 players have earned All-Big 12 honors under Pebley.

The 2019-20 campaign also saw Pebley record her 100th victory on the sidelines at TCU. She is just the second coach in school history to boast at least 100 victories at the helm of the Horned Frogs basketball program.

The Frogs went on a tear in the postseason for a second-consecutive year in 2018-19, winning four games in the WNIT before falling on the road to eventual champion Arizona in the semifinals. Pebley's squad dominated the early rounds of the tournament, winning its first four games by an average of 17 points, including three victories at home and an impressive road win at Arkansas.

TCU finished among the top-three teams in the Big 12 in several statistical categories in 2018-19, including scoring defense, blocked shots, assists, turnover margin and steals. The Frogs finished eighth in the NCAA in both total blocked shots (189) and blocked shots per game (5.4) and led the Big 12 in total steals (331), steals per game (9.5) and turnovers forced per game (17.34).

The 2018-19 season was a continuation of a successful

climb for TCU under Pebley. The Frogs won 18 games in each of her first two seasons with a WNIT Second Round appearance in 2014-15 followed by appearances in the WNIT Third Round and Semifinals in 2015-16 and 2017-18, respectively. TCU's WNIT victory in 2015 was its first postseason win in seven years.

During the 2017-18 campaign, the Frogs earned their first national ranking since 2010, claiming a spot in the top-25 for three weeks. The ranking came in the midst of a seven-game Big 12 winning streak, the Frogs' best conference winning streak since 2008. During the streak, the Frogs beat No. 7 Texas then knocked off No. 15 West Virginia on the road, marking just the second time in program history TCU won back-to-back games against ranked teams.

The Frogs went on to finish 9-9 in the Big 12 in 2017-18, capping the regular season with a win over Oklahoma in the Big 12 Championship quarterfinal and advancing to the first semifinal since the Frogs joined the Big 12.

TCU then played in its third WNIT under Pebley and made a deep run in the tournament, advancing to the semifinal where the Frogs fell on the road to eventual champion Indiana. Along the way, TCU won four games in the tournament, including a pair of road wins, pushing TCU's total to 10 wins away from home in 2017-18, the program's most since 2004-05.

In 2017-18, TCU was the only Big 12 team to finish in the Big 12's top three in field goal, 3-point and free throw percentage. The Frogs averaged 74.8 points and 16.5 assists per game, both the second best in program history, and posted a program-best 1.1 assist-turnover ratio.

Individually, numerous players have flourished in Pebley's system, perhaps none more than TCU's all-time leading scorer, Medley who earned three All-Big 12 First Team honors in her career - two under Pebley - and was the first three-time all-conference first team selection in program history.

Medley finished her career with TCU bests of 1,975 career points, a 15.6 points per game scoring average and 316 made 3-pointers. She finished second in TCU history with 633 made field goals and 510 assists.

Moore's progression throughout her TCU career is indicative of Pebley's teaching ability. The Round Rock, Texas, native finished her career as TCU's all-time leader in field goal percentage, shooting 54.7 percent in her four years in Fort Worth, as well as the single-season leader after shooting 59.0 percent in her senior campaign. She also finished seventh in the TCU record book with 1,514 points, second with 892 rebounds and third with 243 blocks.

Additionally, the Frogs have won both of their Big 12 individual awards under Pebley, most recently with Okonkwo earning the Sixth Man Award in 2017-18. Chelsea Prince was named the Big 12 Defensive Player of the Year in 2014-15, marking the fourth-straight such selection under Pebley.

Off the court, the Frogs have seen incredible success under Pebley. In her six seasons, TCU student-athletes have earned 27 Academic All-Big 12 honors, that after earning just four in the two years prior to Pebley's arrival.

Included in the 27 selections is a record four first-team selections in 2019-20. Jada Butts was one of the 2016-17 first team selections and became the first Frog to earn Academic All-Big 12 honors in four straight years, while Ray followed in her footsteps, taking home all-academic honors from 2016-20.

Pebley has not only served TCU, but also the women's basketball community as a whole. She is a member of the Kay Yow Cancer Fund Board of Directors, helping guide the Fund's mission to extend and improve the lives of all women battling cancer by raising money for research and assisting the underserved.

PEBLEY'S TIMELINE

1997-99:	George Mason	Assistant Coach
1999-2001:	Colorado State	Assistant Coach
2002-12:	Utah State	Head Coach
2012-14:	Fresno State	Head Coach
2014-present:	TCU	Head Coach

COACHING HIGHLIGHTS

HONORS (AT TCU)

- ▶ Four WNIT appearances
- ▶ 11 postseason wins
- ▶ 14 All-Big 12 selections
- ▶ Big 12 Defensive Player of the Year
- ▶ Big 12 Sixth Man of the Year
- ▶ 26 Academic All-Big 12 selections

HONORS (PRIOR TO TCU)

- ▶ Seven NCAA Tournaments (two as head coach, one as assistant coach, four as player)
- ▶ 12 overall postseason appearances (NCAA and WNIT)
- ▶ WBCA National Coach of the Year Finalist (2001)
- ▶ WAC Coach of the Year (2001)
- ▶ Rebuilt Utah State program that was reinstated in 2003 after 25-year hiatus

PLAYING HIGHLIGHTS

- ▶ 106-24 record, four NCAA Tournament appearances in four seasons at Colorado
- ▶ Elite Eight appearance as sophomore
- ▶ Two Sweet Sixteen appearances
- ▶ Finished all four seasons ranked in Associated Press Top 25; two AP top-five finishes
- ▶ 1,045 career points, 701 career rebounds
- ▶ Two-time all-conference, including second-team All-Big 12 in 1997
- ▶ 21st overall selection in 1997 WNBA Draft (Utah Starzz)
- ▶ Played in WNBA's first two seasons (Utah Starzz, Cleveland Rockers)

COACHING RECORD

YEAR	SCHOOL	OVERALL	CONF	FINISH
2003-04	Utah State	5-22	5-13	T-8th
2004-05	Utah State	14-14	9-9	6th
2005-06	Utah State	3-24	2-14	9th
2006-07	Utah State	11-18	7-9	6th
2007-08	Utah State	9-20	5-11	7th
2008-09	Utah State	16-15	9-7	T-5th
2009-10	Utah State	13-17	5-11	7th
2010-11	Utah State	18-15	10-6	3rd
2011-12	Utah State	21-10	11-3	2nd
2012-13	Fresno State	24-9	13-3	2nd
2013-14	Fresno State	22-11	13-5	2nd
2014-15	TCU	18-14	9-9	T-3rd
2015-16	TCU	18-165	8-10	T-6th
2016-17	TCU	12-18	4-14	9th
2017-18	TCU	23-13	9-9	5th
2018-19	TCU	24-11	10-8	6th
2019-20	TCU	22-7	13-5	2nd
2020-21	TCU	7-6	2-6	-

SCHOOL	YEARS	OVERALL	CONF
Utah State	9	110-155	63-94
Fresno State	2	46-20	26-8
TCU	7	124-84	55-61
	18	280-259	144-163



She is also a member of the Women's Basketball Coaches Association (WBCA) Board of Directors, helping the Association's mission to improve and advance the game of women's basketball.

TCU officially announced the hiring of Pebley as the program's seventh head coach on April 1, 2014.

Pebley arrived at TCU after spending the previous two seasons at Fresno State where she led the Bulldogs to Mountain West tournament titles and berths into the NCAA Tournament in each of her two seasons. Fresno State compiled a 46-20 (.697) overall record under the direction of Pebley, including a 26-8 (.765) mark in league play, while four Bulldogs earned All-Mountain West honors, including back-to-back Defensive Player of the Year selections.

Pebley's Fresno State squads featured one of the top defensive units in the country, as the 2012-13 Bulldogs ranked third in the NCAA in steals with 12.9 per game, doing so while only fouling 12.1 times per game to rank No. 7 nationally for the fewest fouls committed per game. The Bulldogs allowed a paltry 62.4 points per contest in the two seasons under Pebley.

The Orem, Utah, native faced a tall task in her first head coaching position, starting the Utah State women's basketball program after its reinstatement in 2003 following a 25-year hiatus. Pebley led the Aggies for nine seasons, building the program from scratch into back-to-back WNIT berths, marking the first postseason appearances in school history.

Pebley garnered WAC Coach of the Year accolades for the 2010-11 season after the Aggies advanced to their first WNIT, where they toppled Arizona, and was a WBCA National Coach of the Year finalist in 2012 after Utah State registered its first-ever 20-win season and returned to the WNIT.

In her nine seasons at Utah State, 12 Aggies earned all-conference honors, including Ashlee Brown, who was named the WAC Defensive Player of the Year in 2012, the first of four straight student-athletes to earn the league's top defensive awards under Pebley. Before taking over the Utah State program, Pebley served as an assistant coach at George Mason from 1997-99 under Jim Lewis and Debbie Taneyhill and at Colorado State from 1999-01 under Tom Collen.

At CSU, the Rams went 48-17 in her two seasons with the team reaching the second round of the NCAA Tournament in 2001 and the semifinals of the WNIT in 2000.

A standout at the University of Colorado, Pebley was selected with the 21st overall pick of the inaugural WNBA Draft in 1997, where she played two seasons with the Cleveland Rockers and Utah Starzz. She has since returned to a role within the league as she regularly serves as the color analyst on television broadcasts for the Dallas Wings.

During her collegiate career at Colorado, Pebley helped lead the Buffs to a 106-24 overall record and four conference championships, including winning the inaugural Big 12 tournament title in 1997. In her career, Pebley earned all-conference accolades twice, including a second team All-Big 12 selection in 1997. She is the first former All-Big 12 selection to return to coach in the league.

CU made two Sweet 16 appearances during her career, including a trip to the Elite Eight during her sophomore season, as the Buffs won a school-record 30 games (30-3 overall). Colorado won 25-straight games that season and finished the year ranked No. 2 in the final AP poll.

Pebley, whose maiden name is Scott, was one of nine players in CU history to score over 1,000 career points (1,045) and collect over 700 rebounds (701). Pebley played under legendary head coach Ceal Barry who was a 2018 inductee into the Women's Basketball Hall of Fame.

Pebley and her husband, Keith, have one son, Joseph, and one daughter, Harper.

PEBLEY VS. OPPONENTS

Air Force	5-1	North Dakota State	1-1
Alabama	1-0	Northern Arizona	4-0
Alcorn State	2-0	Northern Colorado	0-2
American	0-1	Northwestern State	1-0
Arizona	2-1	Ohio	1-0
Arkansas	1-0	Oklahoma	6-7
Army	2-0	Oklahoma State	6-8
Asbury	1-0	Ole Miss	1-0
Auburn	1-0	Oral Roberts	2-0
Baylor	0-14	Oregon	0-1
Boise State	13-9	Pacific	2-5
Bowling Green	0-1	Pepperdine	0-1
Butler	1-1	Portland	3-3
BYU	0-7	Portland State	0-2
Cal Maritime	1-0	Prairie View A&M	3-0
Cal Poly	3-1	Robert Morris	1-0
Cal State Bakersfield	1-0	Saint Louis	0-2
Cal State Fullerton	2-3	Saint Mary's	2-0
Cal State Northridge	4-1	Sam Houston State	4-0
California	0-1	San Diego	0-1
Central Arkansas	1-0	San Diego Christian	1-0
Cincinnati	1-0	San Diego State	4-2
Colgate	1-0	San Francisco	2-2
Colorado	0-1	San Jose State	12-4
Colorado State	4-2	Santa Clara	1-1
Cornell	1-0	Seton Hall	0-1
Dixie State	0-1	South Dakota	1-0
Duquesne	1-0	Stephen F. Austin	2-0
Eastern Michigan	1-0	SMU	6-0
Eastern Washington	2-0	South Dakota State	1-1
Fresno State	2-14	Southeastern Louisiana	1-0
Georgia	0-1	Southern	1-0
Grambling	2-0	Southern Miss	0-1
Hampton	1-0	Southern Utah	6-1
Hawaii	6-8	Stanford	0-2
Houston Baptist	1-0	Texas	3-12
Idaho	11-10	Texas A&M	0-6
Idaho State	2-7	Texas Southern	2-0
Illinois	0-1	Texas State	3-0
Incarnate Word	2-0	Texas Tech	9-6
Indiana	0-1	UC Irvine	4-3
Iowa State	8-6	UC Merced	1-0
IPFW	0-1	UC Riverside	3-2
Kansas	12-2	UC Santa Barbara	0-4
Kansas State	7-5	ULM	1-0
Lamar	3-0	UNLV	6-1
Liberty	1-0	USC	1-1
Long Beach State	1-4	UT Arlington	2-0
Louisiana Tech	2-14	Utah	1-3
LSU	0-1	Utah State	1-0
Massachusetts	0-1	Utah Valley	5-3
McNeese	1-0	UTEP	0-1
Middle Tennessee	1-1	UTRGV	2-0
Mississippi Valley State	1-0	Washington State	1-1
Missouri	0-0	Weber State	4-4
Missouri State	2-0	West Virginia	5-7
Monmouth	0-1	Western Michigan	0-1
Montana	0-4	Wyoming	3-5
Montana State	2-4	Yale	0-1
Montana State Northern	1-0		
Montana Western	1-0		
Nevada	11-10		
New Mexico	4-0		
New Mexico State	9-6		
New Orleans	1-0		
Nebraska	0-1		
Nicholls State	1-0		
Notre Dame	0-2		

2020-21 Opponents in Bold



TCU RECORD BREAKDOWN

	2020-21 RECORD	PEBLEY ERA
Overall	7-6	124-84
Big 12	2-6	55-61
Home	7-3	91-29
Away	0-3	30-48
Neutral	0-0	4-7
vs Top 25	0-2	8-41
vs Top 10	0-1	1-21
Overtime games	1-0	2-1
November	2-0	34-7
December	3-2	27-13
January	2-4	29-28
February	0-0	22-25
March	0-0	15-11
April	0-0	0-1

SCORING

TCU leads after 1st quarter	4-1	72-23*
Opponent leads after 1st quarter	3-5	30-43*
Tied after 1st quarter	0-0	4-4*
TCU leads at halftime	4-1	101-15
Opponent leads at halftime	3-5	22-63
Tied at halftime	0-0	1-6
TCU leads after 3rd quarter	4-0	89-10*
Opponent leads after 3rd quarter	2-6	16-59*
Tied after 3rd quarter	1-0	1-1*
TCU scores less than 60	0-4	8-27
TCU scores 60-69	3-1	24-27
TCU scores 70-79	1-1	47-26
TCU scores 80+	3-0	45-4
Opponent scores less than 60	5-0	56-3
Opponent scores 60-69	0-1	43-12
Opponent scores 70-79	2-4	22-33
Opponent scores 80+	0-1	4-36
Games decided by 6 points or less	2-1	30-21

REBOUNDING

TCU out-rebounds opponent	5-2	82-10
Opponent has equal/more rebounds	2-4	42-74

FIELD GOALS

TCU has higher FG%	7-1	97-11
TCU has lower FG%	0-5	27-73
TCU shoots higher than 40%	6-1	98-26
TCU shoots lower than 40%	1-5	26-57
Opponent shoots higher than 40%	2-5	43-77
Opponent shoots lower than 40%	5-1	81-7

THREE-POINT FIELD GOALS

TCU makes 7 or more 3-pointers	3-4	78-40
TCU makes 6 or fewer 3-pointers	4-2	46-44
TCU has higher 3PT FG%	5-3	91-25
TCU has lower 3PT FG%	2-3	33-59

FREE THROWS

TCU attempts more FT's	6-2	88-24
TCU attempts equal/fewer FT's	1-4	36-60

* - Does not include 2014-15 season when only halves were played

TCU PERFORMANCE LIST

SCORING LEADER	SEASON	CAREER
Lauren Heard	8	30
Yummy Morris	2	3
Michelle Berry	1	2
Tavy Diggs	1	1
Aja Holmes	1	1

REBOUNDING LEADER	SEASON	CAREER
Lauren Heard	3	21
Michelle Berry	9	15
Yummy Morris	2	8
Tavy Diggs	1	1
Kayla Mokwuah	1	1

ASSISTS LEADER	SEASON	CAREER
Lauren Heard	10	44
Caroline Germond	4	4

10+ POINTS	SEASON	CAREER
Lauren Heard	12	55
Yummy Morris	4	10
Michelle Berry	6	9
Aahliyah Jackson	3	3
Tavy Diggs	3	3
Aja Holmes	2	2
Caroline Germond	1	1
Kayla Mokwuah	1	1

15+ POINTS	SEASON	CAREER
Lauren Heard	10	34
Yummy Morris	4	5
Michelle Berry	1	3
Tavy Diggs	2	2

20+ POINTS	SEASON	CAREER
Lauren Heard	5	21
Yummy Morris	2	2

3+ 3-POINTERS	SEASON	CAREER
Lauren Heard	2	9
Michelle Berry	4	5
Aja Holmes	3	3
Aahliyah Jackson	1	1

10+ REBOUNDS	SEASON	CAREER
Lauren Heard	3	9
Michelle Berry	3	6

15+ REBOUNDS	SEASON	CAREER
Lauren Heard	-	1

5+ ASSISTS	SEASON	CAREER
Lauren Heard	9	29
Caroline Germond	3	3

10+ ASSISTS	SEASON	CAREER
-	-	-

3+ STEALS	SEASON	CAREER
Lauren Heard	4	25
Aahliyah Jackson	2	2
Caroline Germond	2	2
Michelle Berry	-	2
Yummy Morris	-	1

3+ BLOCKS	SEASON	CAREER
Yummy Morris	2	7

DOUBLE-DOUBLES	SEASON	CAREER
Lauren Heard	3	7
Michelle Berry	2	4

TCU STREAKS

TEAM

Overall	1
vs. Ranked Teams	0
vs. Unranked Teams	1
Home	2
Home vs. Big 12	2
Home vs. Non-Conference	28
Home vs. Ranked	0
Home vs. Unranked	2
Home vs. Unranked Non-Conference	28
Road	0
Road vs. Big 12	0
Road vs. Non-Conference	0
Road vs. Ranked	0
Road vs. Unranked	0
Road vs. Unranked Non-Conference	0
Neutral	0
Neutral vs. Ranked	0
Neutral vs. Unranked	0

CONSECUTIVE GAMES 10+ POINTS

Lauren Heard	4
Michelle Berry	3
Aja Holmes	1

CONSECUTIVE STARTS

Lauren Heard	70
Michelle Berry	13
Aahliyah Jackson	13
Caroline Germond	43
Yummy Morris	3

CONSECUTIVE GAMES PLAYED

Lauren Heard	113
Michelle Berry	42
Yummy Morris	412
Tavy Diggs	14
Caroline Germond	13
Aja Holmes	13
Aahliyah Jackson	13
Kayla Mokwuah	13
Adhel Tac	2



TCU 2020-21 HIGHS/LOWS

MOST 1ST QUARTER POINTS

TCU	25	vs Kansas	01/17/21
OPP	28	vs Iowa State	12/02/20

FEWEST 1ST QUARTER POINTS

TCU	8	at Oklahoma State	01/09/21
OPP	5	vs Oral Roberts	12/22/20

MOST 2ND QUARTER POINTS

TCU	22	vs Middle Tennessee	12/13/20
OPP	26	vs Iowa State	12/02/20

FEWEST 2ND QUARTER POINTS

TCU	6	vs Central Arkansas	11/28/20
OPP	9	vs Oral Roberts	12/22/20

MOST FIRST HALF POINTS

TCU	38	vs Incarnate Word	11/25/20
OPP	54	vs Iowa State	12/02/20

FEWEST FIRST HALF POINTS

TCU	20	vs Texas Tech	01/23/21
OPP	14	vs Oral Roberts	12/22/20

MOST 3RD QUARTER POINTS

TCU	27	vs Middle Tennessee	12/13/20
OPP	28	vs Oklahoma State	01/06/21

FEWEST 3RD QUARTER POINTS

TCU	13	vs Kansas	01/17/21
OPP	10	vs Central Arkansas	11/28/20

MOST 4TH QUARTER POINTS

TCU	27	vs Texas Tech	01/23/21
OPP	27	at Texas Tech	12/19/20

FEWEST 4TH QUARTER POINTS

TCU	12	vs Baylor	01/02/21
OPP	6	at Oklahoma State	01/09/21

MOST POINTS IN A GAME

TCU	84	vs Incarnate Word	11/25/20
OPP	91	vs Iowa State	12/02/20

FEWEST POINTS IN A GAME

TCU	50 (2x)	last, at Oklahoma State	01/09/21
OPP	48 (2x)	last, vs Oral Roberts	12/22/20

BIGGEST WIN MARGIN

TCU	26	vs Lamar	12/09/20
OPP	25	vs Oklahoma State	01/06/21

CLOSEST WIN MARGIN

TCU	3	vs Kansas	01/17/21
OPP	6	at Texas Tech	12/19/20

SPECIALTY STATISTICS COMPARISON (TCU-OPP)

OPPONENT	OFF T/O	IN PAINT	2ND-CHANCE	FAST BREAK	BENCH
INCARNATE WORD	33-7	60-16	11-3	20-12	16-29
CENTRAL ARKANSAS	29-13	32-24	3-7	8-7	17-21
IOWA STATE	12-17	34-38	8-17	9-12	24-28
at Missouri	-	-	canceled	-	-
LAMAR	12-7	52-14	10-6	19-12	22-12
MIDDLE TENNESSEE	24-14	30-30	10-16	23-7	21-12
at Texas Tech	20-16	28-28	8-3	8-3	14-18
ORAL ROBERTS	19-18	30-18	10-8	8-13	11-15
BAYLOR	11-13	18-24	9-16	4-9	11-18
OKLAHOMA STATE	14-23	20-40	12-13	2-19	23-6
at Oklahoma State	0-15	12-38	5-8	0-15	10-4
KANSAS	14-17	30-40	12-11	9-9	16-20
at Texas	9-24	22-28	4-13	5-0	10-10
TEXAS TECH	6-13	26-28	7-4	22-8	16-8
at Baylor					
WEST VIRGINIA					
at Oklahoma State					
at Kansas					
KANSAS STATE					
at Iowa State					
TEXAS					
at West Virginia					
OKLAHOMA					

TCU STARTERS

OPPONENT	G	G	G/F	F	F/C	RECORD
INCARNATE WORD	Heard	Germond	Jackson	Berry	Y. Morris	1-0
CENTRAL ARKANSAS	Heard	Germond	Jackson	Berry	Y. Morris	2-0
IOWA STATE	Heard	Germond	Jackson	Berry	Y. Morris	2-1
at Missouri	-	-	canceled	-	-	-
LAMAR	Heard	Diggs	Jackson	Berry	Y. Morris	1-0
MIDDLE TENNESSEE	Heard	Diggs	Jackson	Berry	Y. Morris	2-0
at Texas Tech	Heard	Diggs	Jackson	Berry	Y. Morris	2-1
ORAL ROBERTS	Heard	Jackson	Berry	Y. Morris	Mokwuah	1-0
BAYLOR	Heard	Jackson	Berry	Y. Morris	Mokwuah	1-1
OKLAHOMA STATE	Heard	Diggs	Jackson	Berry	Y. Morris	2-2
at Oklahoma State	Heard	Germond	Jackson	Berry	Mokwuah	0-1
KANSAS	Heard	Germond	Jackson	Berry	Y. Morris	3-1
at Texas	Heard	Germond	Jackson	Berry	Y. Morris	3-2
TEXAS TECH	Heard	Germond	Jackson	Berry	Y. Morris	4-2
at Baylor						
WEST VIRGINIA						
at Oklahoma State						
at Kansas						
KANSAS STATE						
at Iowa State						
TEXAS						
at West Virginia						
OKLAHOMA						



THE LAST TIME

... A TCU TEAM

Scored 100+ points	W, 112-62 vs. Southeastern La. (12/10/17)
Scored 100+ points in non-overtime game	W, 112-62 vs. Southeastern La. (12/10/17)
Scored 100+ points in a conference game	W, 100-96 (4OT) at Utah (2/10/10)
Scored 100+ points in a Big 12 game	None
Scored 90+ points	W, 96-71, vs. Oklahoma (03/04/20)
Scored 90+ points in a conference game	W, 96-71, vs. Oklahoma (03/04/20)
Played an overtime game	W, 81-78 (OT) vs. Kansas (01/17/21)
Won an overtime game	W, 81-78 (OT) vs. Kansas (01/17/21)
Played a two overtime game	W, 87-73 (2OT) vs. SMU (11/17/10)
Played a three overtime game	L, 111-121 (3OT) vs Hardin-Simmons (11/28/81)
Played a four overtime game	W, 100-96 (4OT) at Utah (02/10/10)
Played consecutive overtime games	None
Held a team to 40 points or less	W, 49-37, vs. Oklahoma State (02/23/20)
Held a team to 20 points or less in a half	14 (1st Half), vs. Oral Roberts (12/22/20)
Shot 60+ percent FG	60.8 (31-51), vs Lamar (03/15/18)
Shot 60+ percent FG in a half	60.0 (21-35) 1st Half, at Kansas (02/08/20)
Held a team to 20 percent FG	15.7 (8-of-51), vs Sam Houston State (11/15/16)
Held a team to 20 percent FG in a half	18.5 (5-of-27) (1st Half), vs Oral Roberts (12/22/20)
Made 10+ 3-pointers	10, vs. Kansas (01/17/21)
Made 15+ 3-pointers	18, vs. Southeastern La. (12/10/17)
Did not make a 3-pointer	(0-of-9), vs UTRGV (01/05/12)
Held a team to zero 3-pointers	<i>Active streak of 288 games with a 3-pointer</i> (0-of-1), at LSU (12/04/16)
Shot 90 percent FT (min. 10 att.)	90.0 (10-of-11), vs Texas Tech (01/23/21)
Attempted 35+ free throws	39, vs Oklahoma (03/03/18)
Made 30+ free throws	32, vs Oklahoma (03/03/18)
Had 30+ assists	33, vs. Southeastern La. (12/10/17)
Had 25+ assists	29, vs. Oklahoma (03/04/20)
Forced 30+ turnovers	30, vs Alcorn State (12/29/18)
Forced 25+ turnovers	28, vs Kansas State (02/01/20)
Had 20+ steals	21, vs Incarnate Word (11/25/20)
Had 15+ steals	21, vs Incarnate Word (11/25/20)
Had 15+ blocks	19, vs UAB (01/16/05)* *NCAA Record
Had 10+ blocks	11, vs. Oral Roberts (12/22/20)
Overcame a 10-point deficit to win	vs Texas Tech (01/23/21)
Overcame a 15-point deficit to win	Trailed by 13, 24-11, with 4:28 left in 2Q, won 61-53 at Texas Tech (02/06/19)
Overcame a 20-point deficit to win	Trailed by 15, 50-35, with 4:29 left in 3Q, won 70-63 vs Iowa State (10/07/15)
Had six players score in double figures	Trailed by 24, 51-27, with 16:21 left in second half, won 86-84 vs Texas Tech (01/07/18)
Had five players score in double figures	Jordan Moore (18), Amy Okonkwo (17), Kianna Ray (13), Toree Thompson (13), Lauren Heard (12), Amber Ramirez (10) vs. Kansas (01/17/21)
Had two players score 20+ points	Lauren Heard (19), Yummy Morris (16), Aahliyah Jackson (13), Michelle Berry (10), Tavy Diggs (10) vs Incarnate Word (11/25/20)
Had three players score 20+ points	Yummy Morris (26), Lauren Heard (22) vs Stephen F. Austin (03/19/15)
Had two players record double-doubles	Jada Butts (21), Veja Hamilton (21), Chelsea Prince (20) vs Texas Tech (01/23/21)
Beat a ranked team	Lauren Heard (23 pts, 11 reb), Michelle Berry (14 pts, 13 reb) W, 73-60, vs #25 West Virginia (01/26/20)
Beat a top-10 team	W, 79-77, vs #7 Texas (01/10/18)
Beat a top-5 team	W, 82-73, at #3 California (12/07/08)
Beat a ranked team on the road	W, 65-63, at #25 Texas (01/03/20)
Won consecutive games against ranked teams	W, 76-74 (OT), at #15 West Virginia (1/13/18), W, 79-77, vs #7 Texas (01/10/18)
Was ranked in AP Poll	No. 25 (02/24/20)
Was ranked in Coaches Poll	No. 25 (02/24/20)
Highest AP Poll ranking	13th (02/23/04)
Highest Coaches Poll ranking	15th (03/01/04)
Received votes in AP Poll	Received (2) votes (01/25/21)
Received votes in Coaches Poll	Received (7) votes (03/02/20)



THE LAST TIME

... A TCU PLAYER

Scored 40+ points	43, Emily Carter vs. SMU (11/17/10)
Scored 30+ points	36, Amy Okonkwo at Arkansas (03/28/19)
Scored 20+ points	23, Lauren Heard vs Texas Tech (01/23/21)
Scored 20+ points in half	21 (2nd half), 36, Amy Okonkwo at Arkansas (03/28/19)
Scored 10+ points in 10 or more consecutive games	12, Lauren Heard vs Texas (02/26/20) thru vs. Baylor (01/02/21)
Scored 10+ points in 15 or more consecutive games	21, Lauren Heard at SMU (11/20/19) thru at Kansas State (02/19/20)
Scored 20+ points in consecutive games	2, Lauren Heard vs Middle Tennessee (12/13/20) thru 27, at Texas Tech (12/19/20)
Scored 20+ points in three or more consecutive games	4, Lauren Heard 28, at Texas Tech (03/01/20) thru 22, vs Incarnate Word (11/25/20)
Scored 20+ points in five or more consecutive games	5, Sandora Irvin vs Oklahoma (12/09/04) thru vs Grambling (12/29/04)
Made 10+ field goals	10, Lauren Heard at Kansas (02/08/20)
Shot 100% FG (min. 5 att.)	5-of-5, Aahliyah Jackson vs Central Arkansas (11/28/20)
Made 8+ 3-pointers	11, Amber Ramirez vs. Southeastern La. (12/10/17)
Made 5+ 3-pointers	5, Lauren Heard at Iowa State (01/15/20)
Made 15+ free throws	16, Emily Carter vs SMU (11/17/10)
Made 10+ free throws	14, Lauren Heard [14-of-15] at Oklahoma State (12/07/19)
Had 20+ rebounds	21, Sandora Irvin vs USF (2/9/11)
Had 15+ rebounds	15, Lauren Heard vs. Oklahoma State (02/23/20)
Had a double-double	Lauren Heard [23 points, 11 rebounds] and Michelle Berry [14 points, 13 rebounds], vs. Texas Tech (01/23/21)
Had consecutive double-doubles	3, Amy Okonkwo 36 pts, 14 reb at Arkansas (3/28/19) thru (22 pts, 11 reb) at Arizona (04/03/19)
Had double-double in three or more consecutive games	3, Amy Okonkwo 36 pts, 14 reb at Arkansas (3/28/19) thru (22 pts, 11 reb) at Arizona (04/03/19)
Had double-double in four or more consecutive games	4, Sandora Irvin at Utah (12/19/04) thru vs UT Arlington (1/2/05)
Had double-double in five or more consecutive games	15, Sandora Irvin vs Cincinnati (1/25/04) thru vs Georgia (3/22/04)
Had a triple-double	Helena Sverrisdottir (16 pts, 11 st, 10 reb) vs Oral Roberts (3/17/11) (Three in TCU history)
Had 13+ assists	13, Zahna Medley vs Oklahoma (1/9/13)
Had 10+ assists	10, Kianna Ray vs Duquesne (11/6/18)
Had 7+ steals	8, Lauren Heard at West Virginia (2/16/19)
Had 5+ steals	6, Caroline Germond, vs Incarnate Word (11/25/20)
Had 10+ blocks	10, Latrica Lovings vs Stephen F. Austin (12/4/13)
Had 5+ blocks	5, Jordan Moore vs Kansas State (2/23/19)
Played every minute in a game	Michelle Berry (40:00), vs Texas Tech (01/23/21)
Played more than 40 min.	Lauren Heard (43:21), Michelle Berry (41:25), vs. Kansas (01/17/21)



LEAD/DEFICIT BREAKDOWNS

	1Q SCORE TCU-OPP	HT SCORE TCU-OPP	3Q SCORE TCU-OPP	FINAL TCU-OPP	LARGEST LEAD	LARGEST DEFICIT	TIMES TIED	LEAD CHANGES
Incarnate Word	17-19 (-2)	38-35 (+3)	61-47 (+14)	84-59 (+25)	25 (84-59, :25, 4Q)	4 (15-19, :09, 1Q)	7	4
Central Arkansas	20-12 (+8)	26-31 (-5)	50-41 (+9)	65-48 (+17)	17 (65-48, :42, 4Q)	7 (26-33, 9:47, 3Q)	6	4
Iowa State	10-28 (-18)	32-54 (-22)	52-75 (-23)	68-91 (-23)	0 (0-0, 10:00, 1Q)	27 (18-45, 4:17, 2Q)	0	0
Lamar	15-11 (+4)	33-27 (+6)	54-45 (+9)	79-53 (+26)	26 (79-53, :24, 4Q)	2 (15-17, 8:11, 2Q)	3	2
Middle Tennessee	12-18 (-6)	34-35 (-1)	61-61 (0)	83-77 (+6)	9 (72-63, 6:56, 4Q)	11 (41-52, 6:25, 3Q)	8	8
at Texas Tech	20-13 (+7)	36-31 (+5)	50-51 (-1)	27-78 (-6)	16 (20-4, 2:13, 1Q)	7 (52-59, 7:06, 4Q)	4	8
Oral Roberts	9-5 (+4)	24-14 (+10)	44-33 (+11)	62-48 (+14)	18 (32-14, 7:48, 3Q)	1 (0-1, 9:23, 1Q)	0	1
Baylor	10-20 (-10)	23-35 (-12)	38-50 (-12)	50-74 (-24)	1 (5-4, 5:47, 1Q)	24 (50-74, 0:04, 4Q)	0	2
Oklahoma State	16-22 (-6)	25-37 (12)	40-65 (-25)	53-78 (-25)	0 (0-0, 10:00, 1Q)	30 (43-73, 6:32, 4Q)	0	0
at Oklahoma State	8-22 (-14)	22-37 (15)	36-63 (-27)	50-69 (-19)	0 (0-0, 10:00, 1Q)	27 (36-63, 0:06, 4Q)	3	0
Kansas	25-15 (+10)	36-30 (+6)	49-54 (-5)	81-78, OT (+3)	10 (25-15, 0:03, 1Q)	7 (49-56, 9:40, 4Q)	5	3
at Texas	14-16 (-2)	24-38 (-14)	39-55 (-16)	54-71 (-17)	5 (12-7, 3:31, 1Q)	18 (44-62, 6:46, 4Q)	6	3
Texas Tech	9-10 (-1)	20-24 (-4)	34-39 (-5)	61-53 (+8)	8 (61-53, 0:14, 4Q)	13 (11-24, 4:28, 2Q)	2	5
at Baylor								
West Virginia								
at Oklahoma State								
at Kansas								
Kansas State								
at Iowa State								
Texas								
at West Virginia								
Oklahoma								



CAROLINE GERMOND

5-7 | G | JR.

ANGERS, FRANCE | SOUTH PLAINS COLLEGE



2020-21 GAME-BY-GAME STATISTICS

DATE	OPPONENT	MIN	FG	%	3FG	%	FT	%	O	D	T	PF	A	TO	B	S	PT
N25	Incarnate Word	28	4-12	.333	1-4	.250	0-0	.000	0	2	2	4	3	1	0	6	9
N28	Central Arkansas	25	1-5	.200	1-3	.333	0-0	.000	1	0	1	3	2	2	0	3	3
D2	Iowa State	28	2-5	.400	1-3	.333	1-2	.500	1	2	3	3	4	0	0	1	6
D9	Lamar	18	1-2	.500	0-1	.000	0-0	.000	0	1	1	3	4	0	0	0	2
D13	Middle Tennessee	31	4-10	.400	2-4	.500	0-0	.000	0	1	1	2	7	2	0	1	10
D19	at Texas Tech	30	1-7	.143	1-5	.200	0-0	.000	2	1	3	4	4	1	0	0	3
D22	Oral Roberts	27	3-6	.500	0-1	.000	0-0	.000	1	2	3	2	5	3	0	2	6
J2	Baylor	24	1-5	.200	0-1	.000	0-0	.000	0	0	0	2	3	0	0	0	2
J6	Oklahoma State	23	0-3	.000	0-2	.000	0-0	.000	0	2	2	2	2	1	1	1	0
J9	at Oklahoma State	20	0-4	.000	0-2	.000	0-0	.000	0	2	2	0	2	4	0	0	0
J17	Kansas	28	3-10	.300	1-5	.200	0-0	.000	0	2	2	4	8	2	1	0	7
J20	at Texas	39	2-8	.250	0-2	.000	2-2	1.000	1	3	4	2	3	6	0	0	6
J23	Texas Tech	30	2-9	.222	0-4	.000	0-0	.000	0	5	5	4	4	1	1	1	4
J26	at Baylor																
J30	West Virginia																
F3	at Oklahoma State																
F6	at Kansas																
F10	Kansas State																
F13	at Iowa State																
F17	Texas																
F20	at West Virginia																
F24	at Oklahoma																

SEASON/CAREER HIGHS

POINTS	
2020-21:	10 Middle Tennessee (12/13/20)
Career:	10 Middle Tennessee (12/13/20)

MINUTES	
2020-21:	39 at Texas (01/20/21)
Career:	39 at Texas (01/20/21)

FIELD GOALS	
2020-21:	4 (2x) last, Middle Tennessee (12/13/20)
Career:	4 (2x) last, Middle Tennessee (12/13/20)

3-POINT FIELD GOALS	
2020-21:	2 Middle Tennessee (12/13/20)
Career:	2 Middle Tennessee (12/13/20)

FREE THROWS	
2020-21:	2 at Texas (01/20/21)
Career:	2 at Texas (01/20/21)

REBOUNDS	
2020-21:	5 Texas Tech (01/23/21)
Career:	5 Texas Tech (01/23/21)

ASSISTS	
2020-21:	8 Kansas (01/17/21)
Career:	8 Kansas (01/17/21)

BLOCKS	
2020-21:	1(3x) last, Texas Tech (01/23/21)
Career:	1(3x) last, Texas Tech (01/23/21)

STEALS	
2020-21:	6 Incarnate Word (11/25/20)
Career:	6 Incarnate Word (11/25/20)

CAROLINE GERMOND'S CAREER STATISTICS

	GP	GS	MIN	AVG.	FG	ATT	PCT	3FG	ATT	PCT	FT	ATT	PCT	OFF	DEF	TOT	AVG.	PF	D	AST	A/G	TO	B	S	TP	AVG.
2020-21	13	7	351	27.0	24	86	.279	7	37	.189	3	4	.750	6	23	29	2.2	35	0	51	3.9	23	3	15	58	4.5
TOTAL	13	7	351	27.0	24	86	.279	7	37	.189	3	4	.750	6	23	29	2.2	35	0	51	3.9	23	3	15	58	4.5



AAHLIYAH JACKSON

5-10 | G | GR.

FT. SMITH, ARK. | NORTHSIDE HIGH SCHOOL (TEXAS A&M)

1



2020-21 GAME-BY-GAME STATISTICS

DATE	OPPONENT	MIN	FG	%	3FG	%	FT	%	O	D	T	PF	A	TO	B	S	PT
N25	Incarnate Word	29	2-7	.286	0-1	.000	3-3	1.000	2	1	3	1	3	2	0	3	7
N28	Central Arkansas	25	5-5	1.000	1-1	1.000	2-6	.333	1	1	2	4	2	1	1	1	13
D2	Iowa State	28	1-6	.167	1-2	.500	0-0	.000	0	4	4	2	3	2	1	0	3
D9	Lamar	29	4-6	.667	0-0	.000	5-6	.833	1	3	4	2	0	1	2	1	13
D13	Middle Tennessee	24	0-5	.000	0-2	.000	1-2	.500	1	1	2	4	2	2	0	1	1
D19	at Texas Tech	21	1-5	.200	0-1	.000	0-0	.000	0	1	1	4	1	1	0	0	2
D22	Oral Roberts	24	2-4	.500	1-1	1.000	0-2	.000	0	0	0	1	1	1	2	2	5
J2	Baylor	32	1-6	.167	1-4	.250	2-2	1.000	1	3	4	2	0	4	0	3	5
J6	Oklahoma State	26	1-7	.143	1-5	.200	0-0	.000	0	1	1	0	1	1	0	0	3
J9	at Oklahoma State	13	1-5	.200	1-4	.250	0-0	.000	1	1	2	2	0	1	0	0	3
J17	Kansas	39	4-12	.333	4-11	.364	1-2	.500	1	3	4	4	4	1	1	2	13
J20	at Texas	20	1-2	.500	1-2	.500	2-4	.500	0	2	2	3	1	1	0	0	5
J23	Texas Tech	36	1-8	.125	0-3	.000	0-0	.000	2	6	8	3	0	0	0	0	2
J26	at Baylor																
J30	West Virginia																
F3	at Oklahoma State																
F6	at Kansas																
F10	Kansas State																
F13	at Iowa State																
F17	Texas																
F20	at West Virginia																
F24	at Oklahoma																

SEASON/CAREER HIGHS

POINTS	2020-21:	13 (3x)	last, Kansas (01/17/21)
Career:	13 (3x)	last, Kansas (01/17/21)	

MINUTES	2020-21:	39	Kansas (01/17/21)
Career:	39	Kansas (01/17/21)	

FIELD GOALS	2020-21:	5	Central Arkansas (11/28/20)
Career:	5	Central Arkansas (11/28/20)	

3-POINT FIELD GOALS	2020-21:	4	Kansas (01/17/21)
Career:	4	Kansas (01/17/21)	

FREE THROWS	2020-21:	5	Lamar (12/09/20)
Career:	7	PVAMU (12/21/18)*	

REBOUNDS	2020-21:	8	Texas Tech (01/23/21)
Career:	8	Texas Tech (01/23/21)	

ASSISTS	2020-21:	4	Kansas (01/17/21)
Career:	4	Kansas (01/17/21)	

BLOCKS	2020-21:	2 (2x)	last, Oral Roberts (12/22/20)
Career:	2 (2x)	last, Oral Roberts (12/22/20)	

STEALS	2020-21:	3 (2x)	last, Baylor (01/02/21)
Career:	3 (3x)	last, Baylor (01/02/21)	

* - at Texas A&M

AAHLIYAH JACKSON'S CAREER STATISTICS (TCU STATISTICS ONLY)

	GP	GS	MIN	AVG. FG	ATT	PCT	3FG	ATT	PCT	FT	ATT	PCT	OFF	DEF	TOT	AVG.	PF	D	AST	A/G	TO	B	S	TP	AVG.	
2020-21	13	13	346	26.6	24	.78	.308	11	.37	.297	16	.27	.593	10	27	37	2.8	32	0	18	1.4	18	7	13	75	5.8
TOTAL	13	13	346	26.6	24	.78	.308	11	.37	.297	16	.27	.593	10	27	37	2.8	32	0	18	1.4	18	7	13	75	5.8



AMARI CONN

5-7 | G | FR.

KANSAS CITY, MO. | LINCOLN PREP

4



2020-21 GAME-BY-GAME STATISTICS

DATE	OPPONENT	MIN	FG	%	3FG	%	FT	%	O	D	T	PF	A	TO	B	S	PT
N25	Incarinate Word	5	1-2	.500	0-1	.000	0-0	.000	0	1	1	0	0	1	0	0	2
N28	Central Arkansas	3	1-1	1.000	0-0	.000	0-0	.000	0	2	2	0	0	0	0	0	2
D2	Iowa State	-	-	-	-	-	-	-	DNP	-	-	-	-	-	-	-	-
D9	Lamar	2	1-1	1.000	1-1	1.000	0-0	.000	0	0	0	0	0	1	0	0	3
D13	Middle Tennessee	-	-	-	-	-	-	-	DNP	-	-	-	-	-	-	-	-
D19	at Texas Tech	-	-	-	-	-	-	-	DNP	-	-	-	-	-	-	-	-
D22	Oral Roberts	1	0-0	.000	0-0	.000	0-0	.000	0	1	1	0	0	0	0	0	0
J2	Baylor	-	-	-	-	-	-	-	DNP	-	-	-	-	-	-	-	-
J6	Oklahoma State	10	1-3	.333	1-3	.333	0-0	.000	0	2	2	0	1	2	1	1	3
J9	at Oklahoma State	13	2-3	.667	2-3	.667	0-0	.000	0	1	1	1	0	1	0	0	6
J17	Kansas	-	-	-	-	-	-	-	DNP	-	-	-	-	-	-	-	-
J20	at Texas	-	-	-	-	-	-	-	DNP	-	-	-	-	-	-	-	-
J23	Texas Tech	-	-	-	-	-	-	-	DNP	-	-	-	-	-	-	-	-
J26	at Baylor	-	-	-	-	-	-	-	-	-	-	-	-	-	-	-	-
J30	West Virginia	-	-	-	-	-	-	-	-	-	-	-	-	-	-	-	-
F3	at Oklahoma State	-	-	-	-	-	-	-	-	-	-	-	-	-	-	-	-
F6	at Kansas	-	-	-	-	-	-	-	-	-	-	-	-	-	-	-	-
F10	Kansas State	-	-	-	-	-	-	-	-	-	-	-	-	-	-	-	-
F13	at Iowa State	-	-	-	-	-	-	-	-	-	-	-	-	-	-	-	-
F17	Texas	-	-	-	-	-	-	-	-	-	-	-	-	-	-	-	-
F20	at West Virginia	-	-	-	-	-	-	-	-	-	-	-	-	-	-	-	-
F24	at Oklahoma	-	-	-	-	-	-	-	-	-	-	-	-	-	-	-	-

SEASON/CAREER HIGHS

POINTS	2020-21:	6	at Oklahoma State (01/09/21)
Career:	6	at Oklahoma State (01/09/21)	

MINUTES	2020-21:	13	at Oklahoma State (01/09/21)
Career:	13	at Oklahoma State (01/09/21)	

FIELD GOALS	2020-21:	2	at Oklahoma State (01/09/21)
Career:	2	at Oklahoma State (01/09/21)	

3-POINT FIELD GOALS	2020-21:	2	at Oklahoma State (01/09/21)
Career:	2	at Oklahoma State (01/09/21)	

FREE THROWS	2020-21:	--	--
Career:	--	--	

REBOUNDS	2020-21:	2 (2x)	last, Oklahoma State (01/06/21)
Career:	2 (2x)	last, Oklahoma State (01/06/21)	

ASSISTS	2020-21:	1	Oklahoma State (01/06/21)
Career:	1	Oklahoma State (01/06/21)	

BLOCKS	2020-21:	1	Oklahoma State (01/06/21)
Career:	1	Oklahoma State (01/06/21)	

STEALS	2020-21:	1	Oklahoma State (01/06/21)
Career:	1	Oklahoma State (01/06/21)	

AMARI CONN'S CAREER STATISTICS

	GP	GS	MIN	AVG. FG	ATT	PCT	3FG	ATT	PCT	FT	ATT	PCT	OFF	DEF	TOT	AVG.	PF	D	AST	A/G	TO	B	S	TP	AVG.	
2020-21	6	0	34	5.7	6	10	.600	4	8	.500	0	0	.000	0	7	7	1.2	1	0	1	0.2	5	1	1	16	2.7
TOTAL	6	0	34	5.7	6	10	.600	4	8	.500	0	0	.000	0	7	7	1.2	1	0	1	0.2	5	1	1	16	2.7



YUMMY MORRIS

6-3 | F | JR.

NORTH LITTLE ROCK, ARK. | NORTH LITTLE ROCK HIGH SCHOOL

5



2019-20 GAME-BY-GAME STATISTICS

DATE	OPPONENT	MIN	FG	%	3FG	%	FT	%	O	D	T	PF	A	TO	B	S	PT
N25	Incarnate Word	26	12-17	.706	0-0	.000	2-2	1.000	2	4	6	3	0	1	0	2	26
N28	Central Arkansas	22	3-5	.600	0-0	.000	0-0	.000	4	5	9	2	2	2	1	1	6
D2	Iowa State	16	0-4	.000	0-0	.000	2-2	1.000	0	3	3	1	0	2	3	0	2
D9	Lamar	23	8-11	.727	0-0	.000	4-6	.667	2	2	4	1	0	2	0	0	20
D13	Middle Tennessee	28	1-4	.250	0-0	.000	3-4	.750	3	3	6	3	1	0	2	0	5
D19	at Texas Tech	18	3-8	.375	0-0	.000	0-0	.000	2	5	7	1	1	2	1	0	6
D22	Oral Roberts	23	7-15	.467	0-0	.000	1-1	1.000	1	7	8	2	3	2	4	0	15
J2	Baylor	20	4-6	.667	0-0	.000	0-0	.000	1	2	3	4	0	2	0	0	8
J6	Oklahoma State	25	2-7	.286	0-0	.000	2-2	1.000	1	6	7	1	2	3	1	0	6
J9	at Oklahoma State	16	1-4	.250	0-0	.000	0-0	.000	0	1	1	4	1	3	0	1	2
J17	Kansas	34	6-10	.600	0-0	.000	4-4	1.000	2	6	8	4	0	3	2	1	16
J20	at Texas	14	3-4	.750	0-0	.000	0-0	.000	1	1	2	4	0	2	0	1	6
J23	Texas Tech	10	1-2	.500	0-0	.000	0-0	.000	0	3	3	0	0	0	0	0	2
J26	at Baylor																
J30	West Virginia																
F3	at Oklahoma State																
F6	at Kansas																
F10	Kansas State																
F13	at Iowa State																
F17	Texas																
F20	at West Virginia																
F24	at Oklahoma																

SEASON/CAREER HIGHS

POINTS

2020-21:	26	Incarnate Word (11/25/20)
Career:	26	Incarnate Word (11/25/20)

MINUTES

2020-21:	34	Kansas (01/17/21)
Career:	34	Kansas (01/17/21)

FIELD GOALS

2020-21:	12	Incarnate Word (11/25/20)
Career:	12	Incarnate Word (11/25/20)

3-POINT FIELD GOALS

2020-21:	--	--
Career:	--	--

FREE THROWS

2020-21:	4 (2x)	last, Kansas (01/17/21)
Career:	6	Southern (12/16/18)

REBOUNDS

2020-21:	9	Central Arkansas (11/28/20)
Career:	9 (2x)	last, Central Arkansas (11/28/20)

ASSISTS

2020-21:	3	Oral Roberts (12/22/20)
Career:	3	Oral Roberts (12/22/20)

BLOCKS

2020-21:	4	Oral Roberts (12/22/20)
Career:	4 (2x)	Oral Roberts (12/22/20)

STEALS

2020-21:	2	Incarnate Word (11/25/20)
Career:	3	MVSU (11/11/18)

YUMMY MORRIS' CAREER STATISTICS

	GP	GS	MIN	AVG.	FG	ATT	PCT	3FG	ATT	PCT	FT	ATT	PCT	OFF	DEF	TOT	AVG.	PF	D	AST	A/G	TO	B	S	TP	AVG.
2018-19	25	0	170	6.8	24	51	.471	0	0	.000	30	41	.732	19	34	53	2.1	26	0	3	0.1	22	18	6	78	3.1
2019-20	29	0	255	8.8	37	86	.430	0	0	.000	14	20	.700	37	39	76	2.6	46	0	7	0.2	27	16	13	88	3.0
2020-21	13	12	275	21.2	51	97	.526	0	0	.000	18	21	.857	19	48	67	5.2	30	0	10	0.8	24	14	6	120	9.2
TOTAL	67	12	700	10.4	112	234	.479	0	0	.000	62	82	.756	75	121	196	2.9	102	0	20	0.3	73	48	25	286	4.3



EMMA SCHMIDT

5-9 | G | SR.

WAUKEE, IOWA | WAUKEE HIGH SCHOOL

10



2020-21 GAME-BY-GAME STATISTICS

DATE	OPPONENT	MIN	FG	%	3FG	%	FT	%	O	D	T	PF	A	TO	B	S	PT
N25	Incarinate Word	2	0-0	.000	0-0	.000	0-0	.000	0	0	0	1	0	0	0	0	0
N28	Central Arkansas	1	0-0	.000	0-0	.000	0-2	.000	0	2	2	0	0	0	0	0	0
D2	Iowa State	-	-	-	-	-	-	-	DNP	-	-	-	-	-	-	-	-
D9	Lamar	1	0-0	.000	0-0	.000	0-0	.000	1	0	1	0	0	0	0	0	0
D13	Middle Tennessee	-	-	-	-	-	-	-	DNP	-	-	-	-	-	-	-	-
D19	at Texas Tech	-	-	-	-	-	-	-	DNP	-	-	-	-	-	-	-	-
D22	Oral Roberts	-	-	-	-	-	-	-	DNP	-	-	-	-	-	-	-	-
J2	Baylor	-	-	-	-	-	-	-	DNP	-	-	-	-	-	-	-	-
J6	Oklahoma State	-	-	-	-	-	-	-	DNP	-	-	-	-	-	-	-	-
J9	at Oklahoma State	-	-	-	-	-	-	-	DNP	-	-	-	-	-	-	-	-
J17	Kansas	-	-	-	-	-	-	-	DNP	-	-	-	-	-	-	-	-
J20	at Texas	-	-	-	-	-	-	-	DNP	-	-	-	-	-	-	-	-
J23	Texas Tech	-	-	-	-	-	-	-	DNP	-	-	-	-	-	-	-	-
J26	at Baylor	-	-	-	-	-	-	-	-	-	-	-	-	-	-	-	-
J30	West Virginia	-	-	-	-	-	-	-	-	-	-	-	-	-	-	-	-
F3	at Oklahoma State	-	-	-	-	-	-	-	-	-	-	-	-	-	-	-	-
F6	at Kansas	-	-	-	-	-	-	-	-	-	-	-	-	-	-	-	-
F10	Kansas State	-	-	-	-	-	-	-	-	-	-	-	-	-	-	-	-
F13	at Iowa State	-	-	-	-	-	-	-	-	-	-	-	-	-	-	-	-
F17	Texas	-	-	-	-	-	-	-	-	-	-	-	-	-	-	-	-
F20	at West Virginia	-	-	-	-	-	-	-	-	-	-	-	-	-	-	-	-
F24	at Oklahoma	-	-	-	-	-	-	-	-	-	-	-	-	-	-	-	-

SEASON/CAREER HIGHS

POINTS	2020-21: --	--
Career: --	--	--
MINUTES	2020-21: 2	Incarinate Word (11/25/20)
Career: 2	2	Incarinate Word (11/25/20)
FIELD GOALS	2020-21: --	--
Career: --	--	--
3-POINT FIELD GOALS	2020-21: --	--
Career: --	--	--
FREE THROWS	2020-21: --	--
Career: --	--	--
REBOUNDS	2020-21: 2	Central Arkansas (11/28/20)
Career: 2	2	Central Arkansas (11/28/20)
ASSISTS	2020-21: --	--
Career: --	--	--
BLOCKS	2020-21: --	--
Career: --	--	--
STEALS	2020-21: --	--
Career: --	--	--

EMMA SCHMIDT'S CAREER STATISTICS

	GP	GS	MIN	AVG. FG	ATT	PCT	3FG	ATT	PCT	FT	ATT	PCT	OFF	DEF	TOT	AVG.	PF	D	AST	A/G	TO	B	S	TP	AVG.
2020-21	3	0	4	1.3	0	0	.000	0	0	.000	0	2	.000	1	2	3	1.0	1	0	0	0.0	0	0	0	0.0
TOTAL	3	0	4	1.3	0	0	.000	0	0	.000	0	2	.000	1	2	3	1.0	1	0	0	0.0	0	0	0	0.0

**TAVY
DIGGS****G-2 | G/F | SO.****RICHARDSON, TEXAS | PLANO EAST HIGH SCHOOL****13****2019-20 GAME-BY-GAME STATISTICS**

DATE	OPPONENT	MIN	FG	%	3FG	%	FT	%	O	D	T	PF	A	TO	B	S	PT
N25	Incarinate Word	16	4-5	.800	0-0	.000	1-2	.500	2	6	8	4	4	2	0	1	9
N28	Central Arkansas	21	3-5	.600	0-0	.000	1-1	1.000	2	4	6	1	3	2	0	1	7
D2	Iowa State	35	9-17	.529	0-0	.000	1-1	1.000	2	0	2	5	2	2	1	1	19
D9	Lamar	30	2-6	.333	0-0	.000	0-0	.000	0	7	7	0	4	2	2	0	4
D13	Middle Tennessee	26	8-14	.571	2-2	1.000	0-0	.000	0	4	4	2	0	1	0	1	18
D19	at Texas Tech	28	4-10	.400	0-1	.000	1-2	.500	0	1	1	4	2	1	0	1	9
D22	Oral Roberts	17	0-1	.000	0-0	.000	1-2	.500	0	4	4	1	0	0	0	2	1
J2	Baylor	15	2-8	.250	0-1	.000	1-1	1.000	1	1	2	4	2	1	2	1	5
J6	Oklahoma State	31	4-10	.400	0-0	.000	0-2	.000	1	4	5	0	1	1	0	0	8
J9	at Oklahoma State	14	1-4	.250	0-0	.000	0-0	.000	3	1	4	2	1	1	0	0	2
J17	Kansas	16	5-7	.714	0-1	.000	0-0	.000	0	2	2	2	0	4	0	0	10
J20	at Texas	20	2-6	.333	0-1	.000	3-4	.750	2	3	5	5	1	0	0	0	7
J23	Texas Tech	16	1-1	1.000	0-0	.000	0-0	.000	0	2	2	3	0	2	0	1	2
J26	at Baylor																
J30	West Virginia																
F3	at Oklahoma State																
F6	at Kansas																
F10	Kansas State																
F13	at Iowa State																
F17	Texas																
F20	at West Virginia																
F24	at Oklahoma																

SEASON/CAREER HIGHS**POINTS**

2020-21:	19	Iowa State (12/02/20)
Career:	19	Iowa State (12/02/20)

MINUTES

2020-21:	35	Iowa State (12/02/20)
Career:	35	Iowa State (12/02/20)

FIELD GOALS

2020-21:	9	Iowa State (12/02/20)
Career:	9	Iowa State (12/02/20)

3-POINT FIELD GOALS

2020-21:	2	Middle Tennessee (12/13/20)
Career:	2	Middle Tennessee (12/13/20)

FREE THROWS

2020-21:	3	at Texas (01/20/21)
Career:	3	at Texas (01/20/21)

REBOUNDS

2020-21:	8	Incarinate Word (11/25/20)
Career:	8	Incarinate Word (11/25/20)

ASSISTS

2020-21:	4 (2x)	last, Lamar (12/09/20)
Career:	4 (2x)	last, Lamar (12/09/20)

BLOCKS

2020-21:	2 (2x)	last, Baylor (01/02/21)
Career:	2 (2x)	last, Baylor (01/02/21)

STEALS

2020-21:	2	Oral Roberts (12/22/20)
Career:	2	Oral Roberts (12/22/20)

TAVY DIGGS' CAREER STATISTICS

	GP	GS	MIN	AVG. FG	ATT	PCT	3FG	ATT	PCT	FT	ATT	PCT	OFF	DEF	TOT	AVG.	PF	D	AST	A/G	TO	B	S	TP	AVG.	
2019-20	12	0	40	3.3	5	11	.455	0	0	.000	1	3	.333	2	12	14	1.2	6	0	0	0.0	8	1	1	11	0.9
2020-21	13	4	285	21.9	45	94	.479	2	6	.333	9	15	.600	13	39	52	4.0	33	2	20	1.5	19	5	9	101	7.8
TOTAL	25	4	325	13.0	50	105	.476	2	6	.333	10	18	.556	15	51	66	2.6	39	2	20	0.8	27	6	10	112	4.5



AJA HOLMES

5-8 | G | FR.

CIBOLO, TEXAS | STEELE HIGH SCHOOL

15



2020-21 GAME-BY-GAME STATISTICS

DATE	OPPONENT	MIN	FG	%	3FG	%	FT	%	O	D	T	PF	A	TO	B	S	PT
N25	Incarinate Word	17	0-3	.000	0-3	.000	0-0	.000	0	1	1	0	0	0	0	1	0
N28	Central Arkansas	17	0-6	.000	0-5	.000	0-0	.000	0	1	1	1	0	1	0	2	0
D2	Iowa State	14	0-2	.000	0-2	.000	0-0	.000	0	2	2	1	1	1	0	0	0
D9	Lamar	9	1-2	.500	0-1	.000	0-0	.000	0	0	0	0	1	0	0	1	2
D13	Middle Tennessee	12	3-6	.500	3-6	.500	0-0	.000	0	0	0	2	1	0	0	0	9
D19	at Texas Tech	7	1-2	.500	1-2	.500	0-0	.000	0	0	0	1	0	0	0	0	3
D22	Oral Roberts	9	0-2	.000	0-2	.000	0-0	.000	0	0	0	1	0	0	0	0	0
J2	Baylor	15	1-2	.500	1-2	.500	0-0	.000	0	0	0	0	0	0	0	0	3
J6	Oklahoma State	24	5-11	.455	4-10	.400	0-0	.000	0	3	3	4	2	2	0	0	14
J9	at Oklahoma State	16	0-4	.000	0-4	.000	0-0	.000	0	1	1	0	0	0	0	0	0
J17	Kansas	13	2-3	.667	2-3	.667	0-0	.000	0	0	0	0	0	1	0	0	6
J20	at Texas	12	1-3	.333	1-3	.333	0-0	.000	0	0	0	0	0	0	0	0	3
J23	Texas Tech	23	4-7	.571	4-7	.571	2-2	1.000	1	1	2	1	0	1	0	0	14
J26	at Baylor																
J30	West Virginia																
F3	at Oklahoma State																
F6	at Kansas																
F10	Kansas State																
F13	at Iowa State																
F17	Texas																
F20	at West Virginia																
F24	at Oklahoma																

SEASON/CAREER HIGHS

POINTS	2020-21:	14 (2x)	last, Texas Tech (01/23/21)
Career:	14 (2x)	last, Texas Tech (01/23/21)	

MINUTES	2020-21:	24	Oklahoma State (01/06/21)
Career:	24	Oklahoma State (01/06/21)	

FIELD GOALS	2020-21:	5	Oklahoma State (01/06/21)
Career:	5	Oklahoma State (01/06/21)	

3-POINT FIELD GOALS	2020-21:	4 (2x)	last, Texas Tech (01/23/21)
Career:	4 (2x)	last, Texas Tech (01/23/21)	

FREE THROWS	2020-21:	2	Texas Tech (01/23/21)
Career:	2	Texas Tech (01/23/21)	

REBOUNDS	2020-21:	3	Oklahoma State (01/06/21)
Career:	3	Oklahoma State (01/06/21)	

ASSISTS	2020-21:	2	Oklahoma State (01/06/21)
Career:	2	Oklahoma State (01/06/21)	

BLOCKS	2020-21:	--	--
Career:	--	--	

STEALS	2020-21:	2	Central Arkansas (11/28/20)
Career:	2	Central Arkansas (11/28/20)	

AJA HOLMES' CAREER STATISTICS

	GP	GS	MIN	AVG. FG	ATT	PCT	3FG	ATT	PCT	FT	ATT	PCT	OFF	DEF	TOT	AVG.	PF	D	AST	A/G	TO	B	S	TP	AVG.	
2020-21	13	0	188	14.5	18	53	.340	16	50	.320	2	2	1.000	1	9	10	0.8	11	0	5	0.4	6	0	4	54	4.2
TOTAL	13	0	188	14.5	18	53	.340	16	50	.320	2	2	1.000	1	9	10	0.8	11	0	5	0.4	6	0	4	54	4.2



LAUREN HEARD

5-9 | G | SR.

DENTON, TEXAS | GUYER HIGH SCHOOL

20



2019-20 GAME-BY-GAME STATISTICS

DATE	OPPONENT	MIN	FG	%	3FG	%	FT	%	O	D	T	PF	A	TO	B	S	PT
N25	Incarinate Word	30	8-17	.471	1-4	.250	5-5	1.000	0	3	3	2	5	4	0	5	22
N28	Central Arkansas	33	5-15	.333	0-4	.000	7-9	.778	1	2	3	3	7	5	1	3	17
D2	Iowa State	31	5-14	.357	1-3	.333	7-12	.583	0	6	6	4	5	3	0	1	18
D9	Lamar	33	5-11	.455	2-3	.667	4-5	.800	1	9	10	1	5	2	0	1	16
D13	Middle Tennessee	36	8-13	.615	1-2	.500	8-9	.889	2	5	7	2	4	4	0	2	25
D19	at Texas Tech	39	8-18	.444	3-6	.500	8-9	.889	1	11	12	3	5	3	0	2	27
D22	Oral Roberts	33	3-11	.273	1-2	.500	9-14	.643	6	3	9	2	5	1	0	1	16
J2	Baylor	32	2-15	.133	1-1	1.000	9-14	.643	2	3	5	4	4	3	0	4	14
J6	Oklahoma State	24	2-12	.167	1-5	.200	1-2	.500	1	2	3	1	4	3	0	0	6
J9	at Oklahoma State	38	9-23	.391	4-11	.364	0-0	.000	0	7	7	3	5	2	0	1	22
J17	Kansas	43	6-16	.375	1-6	.167	6-11	.545	1	5	6	2	7	2	1	2	19
J20	at Texas	32	5-13	.385	2-5	.400	1-2	.500	0	5	5	2	2	7	0	3	13
J23	Texas Tech	38	8-22	.364	0-6	.000	7-7	1.000	0	11	11	0	6	2	1	0	23
J26	at Baylor																
J30	West Virginia																
F3	at Oklahoma State																
F6	at Kansas																
F10	Kansas State																
F13	at Iowa State																
F17	Texas																
F20	at West Virginia																
F24	at Oklahoma																

SEASON/CAREER HIGHS

POINTS

2020-21:	27	at Texas Tech (12/19/20)
Career:	28	at Texas Tech (03/01/20)

MINUTES

2020-21:	43	Kansas (01/17/21)
Career:	43	Kansas (01/17/21)

FIELD GOALS

2020-21:	9	at Oklahoma State (01/09/21)
Career:	10	at Kansas (02/08/20)

3-POINT FIELD GOALS

2020-21:	4	at Oklahoma State (01/09/21)
Career:	5 (2x)	last, at Iowa State (01/15/20)

FREE THROWS

2020-21:	9 (2x)	last, Baylor (01/02/21)
Career:	14	at Oklahoma State (01/29/20)

REBOUNDS

2020-21:	12	at Texas Tech (12/19/20)
Career:	15	Oklahoma State (02/23/20)

ASSISTS

2020-21:	7 (2x)	last, Kansas (01/17/21)
Career:	7 (5x)	last, Kansas (01/17/21)

BLOCKS

2020-21:	1 (3x)	last, Texas Tech (01/23/21)
Career:	1 (9x)	last, Texas Tech (01/23/21)

STEALS

2020-21:	5	Incarinate Word (11/25/20)
Career:	8	at West Virginia (02/16/19)

LAUREN HEARD'S CAREER STATISTICS

	GP	GS	MIN	AVG. FG	ATT	PCT	3FG	ATT	PCT	FT	ATT	PCT	OFF	DEF	TOT	AVG.	PF	D	AST	A/G	TO	B	S	TP	AVG.	
2017-18	36	6	709	19.7	70	.187	.374	20	.61	.328	63	.86	.733	26	81	107	3.0	75	0	61	1.7	56	1	37	223	6.2
2018-19	35	34	993	28.4	92	.293	.314	28	107	.262	91	140	.650	33	126	159	4.5	75	1	113	3.2	84	2	63	303	8.7
2019-20	29	29	893	30.8	166	.425	.391	31	86	.360	171	227	.753	58	134	192	6.6	80	1	117	4.0	111	3	62	534	18.4
2020-21	13	13	442	34.0	74	.200	.370	18	58	.310	72	99	.727	15	72	87	6.7	29	0	64	4.9	41	3	25	238	18.3
TOTAL	113	82	3037	26.9	402	1105	.364	97	312	.311	397	552	.719	132	413	545	4.8	259	2	355	3.1	292	9	187	1298	11.5



KAYLA MOKWUAH

6-4 | G | JR.

LONGMEADOW, MASS. | WILBRAHAM & MONSON ACADEMY (GEORGE WASHINGTON)

22



2020-21 GAME-BY-GAME STATISTICS

DATE	OPPONENT	MIN	FG	%	3FG	%	FT	%	O	D	T	PF	A	TO	B	S	PT
N25	Incarinate Word	9	2-4	.500	0-0	.000	1-2	.500	3	0	3	4	0	0	0	1	5
N28	Central Arkansas	14	3-6	.500	0-0	.000	0-0	.000	1	0	1	1	1	0	1	0	6
D2	Iowa State	8	1-2	.500	0-0	.000	0-0	.000	1	0	1	0	0	0	0	0	2
D9	Lamar	6	3-7	.429	0-0	.000	1-1	1.000	1	1	2	4	0	1	0	0	7
D13	Middle Tennessee	7	1-1	1.000	0-0	.000	0-0	.000	0	1	1	2	0	0	0	0	2
D19	at Texas Tech	16	3-5	.600	0-0	.000	2-2	1.000	2	1	3	2	2	3	2	0	8
D22	Oral Roberts	18	5-9	.556	0-0	.000	0-0	.000	2	1	3	4	2	5	2	2	10
J2	Baylor	21	2-7	.286	0-0	.000	0-0	.000	1	5	6	2	0	2	1	0	4
J6	Oklahoma State	6	1-4	.250	0-0	.000	0-0	.000	2	0	2	5	1	0	0	0	2
J9	at Oklahoma State	16	3-9	.333	0-0	.000	0-0	.000	1	0	1	1	0	3	0	0	6
J17	Kansas	11	0-1	.000	0-0	.000	0-0	.000	0	1	1	2	0	1	2	1	0
J20	at Texas	21	0-3	.000	0-0	.000	0-0	.000	0	4	4	4	0	1	1	0	0
J23	Texas Tech	4	0-0	.000	0-0	.000	0-0	.000	1	1	2	2	0	1	0	0	0
J26	at Baylor																
J30	West Virginia																
F3	at Oklahoma State																
F6	at Kansas																
F10	Kansas State																
F13	at Iowa State																
F17	Texas																
F20	at West Virginia																
F24	at Oklahoma																

SEASON/CAREER HIGHS

POINTS

2020-21: 10 Oral Roberts (12/22/20)
 Career: 18 (2x) last, Rhode Island (02/25/20)*

MINUTES

2020-21: 21 (2x) last, at Texas (01/20/21)
 Career: 27 Georgetown (11/24/19)*

FIELD GOALS

2020-21: 5 Oral Roberts (12/22/20)
 Career: 9 (2x) last, Rhode Island (02/25/20)*

3-POINT FIELD GOALS

2020-21: -- --
 Career: -- --

FREE THROWS

2020-21: 2 at Texas Tech (12/19/20)
 Career: 7 at UMass (02/20/19)

REBOUNDS

2020-21: 6 Baylor (01/02/21)
 Career: 16 at UMass (02/20/19)

ASSISTS

2020-21: 2 (2x) last, Oral Roberts (12/22/20)
 Career: 4 at George Mason (01/04/20)

BLOCKS

2020-21: 2 (3x) last, Kansas (01/17/21)
 Career: 2 (6x) last, Kansas (01/17/21)

STEALS

2020-21: 2 Oral Roberts (12/22/20)
 Career: 4 at Memphis (11/17/19)*

* - at George Washington

KAYLA MOKWUAH'S CAREER STATISTICS (TCU STATISTICS ONLY)

OVERALL	GP	GS	MIN	AVG.	FG	ATT	PCT	3FG	ATT	PCT	FT	ATT	PCT	OFF	DEF	TOT	AVG.	PF	D	AST	A/G	TO	B	S	TP	AVG.
2020-21	13	3	157	12.1	24	58	.414	0	0	.000	4	5	.800	15	15	30	2.3	33	1	6	0.5	17	9	4	52	4.0
TOTAL	13	3	157	12.1	24	58	.414	0	0	.000	4	5	.800	15	15	30	2.3	33	1	6	0.5	17	9	4	52	4.0



MICHELLE BERRY

6-2 | F | SR.

MIAMI, FLA. | MIAMI COUNTRY DAY (VIRGINIA TECH)

23



2019-20 GAME-BY-GAME STATISTICS

DATE	OPPONENT	MIN	FG	%	3FG	%	FT	%	O	D	T	PF	A	TO	B	S	PT
N25	Incarinate Word	29	2-7	.286	0-1	.000	0-0	.000	1	2	3	4	1	3	0	2	4
N28	Central Arkansas	29	4-9	.444	1-2	.500	0-0	.000	0	5	5	1	2	2	0	1	9
D2	Iowa State	31	4-10	.400	2-5	.400	5-5	1.000	2	7	9	3	0	2	0	1	15
D9	Lamar	34	2-6	.333	0-2	.000	0-0	.000	3	7	10	4	3	6	0	0	4
D13	Middle Tennessee	36	4-11	.364	3-6	.500	2-2	1.000	2	6	8	1	2	2	0	0	13
D19	at Texas Tech	37	5-10	.500	2-6	.333	2-2	1.000	2	7	9	5	4	1	0	1	14
D22	Oral Roberts	40	1-2	.500	0-0	.000	3-4	.750	1	8	9	0	2	1	1	2	5
J2	Baylor	31	3-10	.300	2-5	.400	0-1	.000	1	4	5	3	0	4	1	1	8
J6	Oklahoma State	28	2-9	.222	0-2	.000	3-4	.750	3	4	7	0	1	3	0	0	7
J9	at Oklahoma State	38	3-9	.333	3-8	.375	0-0	.000	0	8	8	0	1	1	0	2	9
J17	Kansas	41	4-9	.444	2-6	.333	0-0	.000	2	11	13	2	3	0	2	0	10
J20	at Texas	39	5-15	.333	4-8	.500	0-0	.000	1	6	7	0	2	0	0	0	14
J23	Texas Tech	40	5-14	.357	3-5	.600	1-2	.500	5	8	13	1	1	4	0	0	14
J26	at Baylor																
J30	West Virginia																
F3	at Oklahoma State																
F6	at Kansas																
F10	Kansas State																
F13	at Iowa State																
F17	Texas																
F20	at West Virginia																
F24	at Oklahoma																

SEASON/CAREER HIGHS

POINTS	
2020-21:	15 Iowa State (12/02/20)
Career:	38 Portland State (11/13/15)*

MINUTES	
2020-21:	41 Kansas (01/17/21)
Career:	42 Wyoming (11/24/15)*

FIELD GOALS	
2020-21:	5 (3x) last, Texas Tech (01/23/21)
Career:	13 Portland State (11/13/15)*

3-POINT FIELD GOALS	
2020-21:	4 at Texas (01/20/21)
Career:	4 at Texas (01/20/21)

FREE THROWS	
2020-21:	5 Iowa State (12/02/20)
Career:	9 Portland State (11/13/15)*

REBOUNDS	
2020-21:	13 (2x) last, Texas Tech (01/23/21)
Career:	14 Cal Poly (02/18/16)*

ASSISTS	
2020-21:	4 at Texas Tech (12/19/20)
Career:	6 at LBSU (01/20/16)*

BLOCKS	
2020-21:	2 Kansas (01/17/21)
Career:	2 Kansas (01/17/21)

STEALS	
2020-21:	2 (3x) last, at Oklahoma State (01/09/21)
Career:	5 at Pepperdine (11/20/15)*

* - at Cal State Fullerton

MICHELLE BERRY'S CAREER STATISTICS (TCU STATISTICS ONLY)

	GP	GS	MIN	AVG. FG	ATT	PCT	3FG	ATT	PCT	FT	ATT	PCT	OFF	DEF	TOT	AVG.	PF	D	AST	A/G	TO	B	S	TP	AVG.	
2019-20	29	1	606	20.9	62	155	.400	18	55	.327	19	30	.633	43	111	154	5.3	46	0	25	0.9	35	5	18	161	5.6
2020-21	13	13	453	34.8	44	121	.364	22	56	.393	16	20	.800	23	83	106	8.2	24	1	22	1.7	29	4	10	126	9.7
TOTAL	42	14	1059	25.2	106	276	.384	40	111	.360	35	50	.700	66	194	260	6.2	70	1	47	1.1	64	9	28	287	6.8



**ADHEL
TAC**

5-11 | F | FR.

GARLAND, TEXAS | SACHSE HIGH SCHOOL

24



2020-21 GAME-BY-GAME STATISTICS

DATE	OPPONENT	MIN	FG	%	3FG	%	FT	%	O	D	T	PF	A	TO	B	S	PT
N25	Incarinate Word	3	0-1	.000	0-0	.000	0-0	.000	0	2	2	0	0	0	1	0	0
N28	Central Arkansas	3	0-0	.000	0-0	.000	0-0	.000	0	1	1	1	1	1	0	0	0
12/2	Iowa State	4	1-2	.500	0-1	.000	0-0	.000	0	1	1	1	0	0	0	0	2
D9	Lamar	3	1-1	1.000	0-0	.000	0-2	.000	0	2	2	2	0	1	0	0	2
D13	Middle Tennessee	-	-	-	-	-	-	-	DNP	-	-	-	-	-	-	-	-
D19	at Texas Tech	-	-	-	-	-	-	-	DNP	-	-	-	-	-	-	-	-
D22	Oral Roberts	3	1-1	1.000	0-0	.000	0-0	.000	0	0	0	0	0	0	0	0	2
J2	Baylor	10	0-2	.000	0-0	.000	1-2	.500	0	2	2	0	0	0	0	0	1
J6	Oklahoma State	3	2-2	1.000	0-0	.000	0-0	.000	2	0	2	0	0	0	0	0	4
J9	at Oklahoma State	16	0-3	.000	0-1	.000	0-0	.000	3	4	7	2	0	1	0	1	0
J17	Kansas	-	-	-	-	-	-	-	DNP	-	-	-	-	-	-	-	-
J20	at Texas	3	0-0	.000	0-0	.000	0-0	.000	0	1	1	1	0	0	0	0	0
J23	Texas Tech	3	0-0	.000	0-0	.000	0-0	.000	0	1	1	1	0	1	0	0	0
J26	at Baylor																
J30	West Virginia																
F3	at Oklahoma State																
F6	at Kansas																
F10	Kansas State																
F13	at Iowa State																
F17	Texas																
F20	at West Virginia																
F24	at Oklahoma																

SEASON/CAREER HIGHS

POINTS

2020-21:	4	Oklahoma State (01/06/21)
Career:	4	Oklahoma State (01/06/21)

MINUTES

2020-21:	16	at Oklahoma State (01/09/21)
Career:	16	at Oklahoma State (01/09/21)

FIELD GOALS

2020-21:	2	Oklahoma State (01/06/21)
Career:	2	Oklahoma State (01/06/21)

3-POINT FIELD GOALS

2020-21:	--	--
Career:	--	--

FREE THROWS

2020-21:	1	Baylor (01/02/21)
Career:	1	Baylor (01/02/21)

REBOUNDS

2020-21:	7	at Oklahoma State (01/09/21)
Career:	7	at Oklahoma State (01/09/21)

ASSISTS

2020-21:	1	Central Arkansas (11/28/20)
Career:	1	Central Arkansas (11/28/20)

BLOCKS

2020-21:	1	Incarinate Word (11/25/20)
Career:	1	Incarinate Word (11/25/20)

STEALS

2020-21:	1(2x)	last, at Oklahoma State (01/09/21)
Career:	1(2x)	last, at Oklahoma State (01/09/21)

ADHEL TAC'S CAREER STATISTICS

	GP	GS	MIN	AVG. FG	ATT	PCT	3FG	ATT	PCT	FT	ATT	PCT	OFF	DEF	TOT	AVG.	PF	D	AST	A/G	TO	B	S	TP	AVG.	
2020-21	10	0	51	5.1	5	12	.417	0	2	.000	1	4	.250	5	14	19	1.9	8	0	1	0.1	4	1	2	11	1.1
TOTAL	10	0	51	5.1	5	12	.417	0	2	.000	1	4	.250	5	14	19	1.9	8	0	1	0.1	4	1	2	11	1.1



PATRICIA MORRIS

6-7 | F | JR.

DUARTE, CALIF. | DUARTE HIGH SCHOOL (OREGON STATE)

32



2020-21 GAME-BY-GAME STATISTICS

DATE	OPPONENT	MIN	FG	%	3FG	%	FT	%	O	D	T	PF	A	TO	B	S	PT
N25	Incarinate Word	-	-	-	-	-	-	-	DNP	-	-	-	-	-	-	-	-
N28	Central Arkansas	4	0-1	.000	0-0	.000	2-2	1.000	1	2	3	3	0	3	0	0	2
D2	Iowa State	3	0-0	.000	0-0	.000	1-2	.500	0	0	0	1	0	0	0	0	1
D9	Lamar	8	3-4	.750	0-0	.000	0-0	.000	0	3	3	2	0	0	1	0	6
D13	Middle Tennessee	-	-	-	-	-	-	-	DNP	-	-	-	-	-	-	-	-
D19	at Texas Tech	4	0-0	.000	0-0	.000	0-0	.000	0	0	0	1	0	0	0	0	0
D22	Oral Roberts	5	1-2	.500	0-0	.000	0-0	.000	0	1	1	5	0	4	2	0	2
J2	Baylor	-	-	-	-	-	-	-	DNP	-	-	-	-	-	-	-	-
J6	Oklahoma State	-	-	-	-	-	-	-	DNP	-	-	-	-	-	-	-	-
J9	at Oklahoma State	-	-	-	-	-	-	-	DNP	-	-	-	-	-	-	-	-
J17	Kansas	-	-	-	-	-	-	-	DNP	-	-	-	-	-	-	-	-
J20	at Texas	-	-	-	-	-	-	-	DNP	-	-	-	-	-	-	-	-
J23	Texas Tech	-	-	-	-	-	-	-	DNP	-	-	-	-	-	-	-	-
J26	at Baylor	-	-	-	-	-	-	-	-	-	-	-	-	-	-	-	-
J30	West Virginia	-	-	-	-	-	-	-	-	-	-	-	-	-	-	-	-
F3	at Oklahoma State	-	-	-	-	-	-	-	-	-	-	-	-	-	-	-	-
F6	at Kansas	-	-	-	-	-	-	-	-	-	-	-	-	-	-	-	-
F10	Kansas State	-	-	-	-	-	-	-	-	-	-	-	-	-	-	-	-
F13	at Iowa State	-	-	-	-	-	-	-	-	-	-	-	-	-	-	-	-
F17	Texas	-	-	-	-	-	-	-	-	-	-	-	-	-	-	-	-
F20	at West Virginia	-	-	-	-	-	-	-	-	-	-	-	-	-	-	-	-
F24	at Oklahoma	-	-	-	-	-	-	-	-	-	-	-	-	-	-	-	-

SEASON/CAREER HIGHS

POINTS	
2020-21:	6 Lamar (12/09/20)
Career:	13 California (01/17/20)*

MINUTES	
2020-21:	8 Lamar (12/09/20)
Career:	15 Southern Utah 911/21/19)*

FIELD GOALS	
2020-21:	3 Lamar (12/09/20)
Career:	6 California (01/17/20)*

3-POINT FIELD GOALS	
2020-21:	--
Career:	--

FREE THROWS	
2020-21:	2 Central Arkansas (11/28/20)
Career:	7 vs. Washington St. (03/05/20)*

REBOUNDS	
2020-21:	3 (2x) last, Lamar (12/09/20)
Career:	5 (2x) last, vs. Washington St. (03/05/20)*

ASSISTS	
2020-21:	--
Career:	--

BLOCKS	
2020-21:	2 Oral Roberts (12/22/20)
Career:	3 Hawaii (12/06/19)*

STEALS	
2020-21:	--
Career:	1 CSU Bakersfield (12/29/18)*

* - at Oregon State

PATRICIA MORRIS' CAREER STATISTICS (TCU STATISTICS ONLY)

	GP	GS	MIN	AVG. FG	ATT	PCT	3FG	ATT	PCT	FT	ATT	PCT	OFF	DEF	TOT	AVG.	PF	D	AST	A/G	TO	B	S	TP	AVG.	
2020-21	5	0	24	4.8	4	7	.571	0	0	.000	3	4	.750	1	6	7	1.4	12	1	0	0.0	7	3	0	11	2.2
TOTAL	5	0	24	4.8	4	7	.571	0	0	.000	3	4	.750	1	6	7	1.4	12	1	0	0.0	7	3	0	11	2.2



TCU BASKETBALL COMBINED STATISTICS



2020-21 TCU Women's Basketball
Combined Team Statistics
All games

Game Records

Record	Overall	Home	Away	Neutral
ALL GAMES	7-6	7-3	0-3	0-0
CONFERENCE	2-6	2-3	0-3	0-0
NON-CONFERENCE	5-0	5-0	0-0	0-0

Score by Periods

Team	1st	2nd	3rd	4th	OT	TOT
TCU	185	188	235	241	13	862
Opponents	211	217	251	188	10	877

Team Box Score

No.	Player	Total			3-Point		F-Throw		Rebounds				Other									
		GP-GS	MIN	AVG	FG-FGA	FG%	3FG-FGA	3FG%	FT-FTA	FT%	OFF	DEF	TOT	AVG	PF	DQ	A	TO	BLK	STL	PTS	AVG
20	HEARD, Lauren	13-13	442:45	34.1	74-201	.368	18-59	.305	72-99	.727	16	72	88	6.8	29	0	64	41	3	25	238	18.3
23	BERRY, Michelle	13-13	457:37	35.2	44-121	.364	22-56	.393	16-20	.800	23	83	106	8.2	24	1	22	29	4	10	126	9.7
5	MORRIS, Yummy	13-12	276:57	21.3	51-97	.526	0-0	.000	18-21	.857	19	48	67	5.2	30	0	10	24	14	6	120	9.2
13	DIGGS, Tavy	13-4	282:16	21.7	45-94	.479	2-6	.333	9-15	.600	13	39	52	4.0	33	2	20	20	5	9	101	7.8
1	JACKSON, Aahliyah	13-13	345:20	26.6	24-78	.308	11-37	.297	16-27	.593	10	27	37	2.8	32	0	18	18	7	13	75	5.8
0	GERMOND, Caroline	13-7	350:50	27.0	24-86	.279	7-37	.189	3-4	.750	6	23	29	2.2	35	0	51	23	3	15	58	4.5
15	HOLMES, Aja	13-0	185:41	14.3	18-53	.340	16-50	.320	2-2	1.000	1	9	10	0.8	11	0	5	6	0	4	54	4.2
22	MOKWUAH, Kayla	13-3	155:01	11.9	24-58	.414	0-0	.000	4-5	.800	15	15	30	2.3	33	1	6	17	9	4	52	4.0
4	CONN, Amari	6-0	34:17	5.7	6-10	.600	4-8	.500	0-0	.000	0	7	7	1.2	1	0	1	5	1	1	16	2.7
32	MORRIS, Patricia	5-0	25:57	5.2	4-7	.571	0-0	.000	3-4	.750	1	6	7	1.4	12	1	0	7	3	0	11	2.2
24	TAC, Adhel	10-0	50:08	5.0	5-12	.417	0-2	.000	1-4	.250	5	14	19	1.9	8	0	1	4	1	2	11	1.1
10	SCHMIDT, Emma	3-0	04:21	1.5	0-0	.000	0-0	.000	0-2	.000	1	2	3	1.0	1	0	0	0	0	0	0	0.0
12	MORGAN, Aaliyah	4-0	13:50	3.5	0-0	.000	0-0	.000	0-0	.000	0	4	4	1.0	1	0	2	2	0	0	0	0.0
Team											32	27	59					8				
Total		13	2625		319-817	.390	80-255	.314	144-203	.709	142	376	518	39.8	250	5	200	204	50	89	862	66.3
Opponents		13	2625		319-831	.384	81-282	.287	158-217	.728	145	379	524	40.3	216	4	193	200	59	94	877	67.5

Team Statistics

	TCU	OPP
Scoring	862	877
Points per game	66.3	67.5
Scoring margin	-1.2	-
Field goals-att	319-817	319-831
Field goal pct	.390	.384
3 point fg-att	80-255	81-282
3-point FG pct	.314	.287
3-pt FG made per game	6.2	6.2
Free throws-att	144-203	158-217
Free throw pct	.709	.728
F-Throws made per game	11.1	12.2
Rebounds	518	524
Rebounds per game	39.8	40.3
Rebounding margin	-0.5	-
Assists	200	193
Assists per game	15.4	14.8
Turnovers	204	200
Turnovers per game	15.7	15.4
Turnover margin	-0.3	-
Assist/turnover ratio	1.0	1.0
Steals	89	94
Steals per game	6.8	7.2
Blocks	50	59
Blocks per game	3.8	4.5
Winning streak	1	-
Home win streak	2	-
Attendance	9150	3671
Home games-Avg/Game	10-915	3-1224
Neutral site-Avg/Game	-	0-0

Team Results

Date	Opponent	Score	Att.
11/25/2020	Incarnate Word	W 84-59	844
11/28/2020	Central Ark.	W 65-48	802
12/02/2020	Iowa St.	L 68-91	715
12/09/2020	Lamar University	W 79-53	768
12/13/2020	Middle Tenn.	W 83-77	736
12/19/2020	at Texas Tech	L 72-78	2612
12/22/2020	Oral Roberts	W 62-48	841
01/02/2021	Baylor	L 50-74	1605
01/06/2021	Oklahoma St.	L 53-78	760
01/09/2021	at Oklahoma St.	L 50-69	1059
01/17/2021	Kansas	Wot 81-78	914
01/20/2021	at Texas	L 54-71	0
01/23/2021	Texas Tech	W 61-53	1165



OVERALL STATISTICS

Game Records

Record	Overall	Home	Away	Neutral
ALL GAMES	7-6	7-3	0-3	0-0
CONFERENCE	2-6	2-3	0-3	0-0
NON-CONFERENCE	5-0	5-0	0-0	0-0

Team Box Score

No.	Player				Total		3-Point		F-Throw		Rebounds				PF		DQ		A		TO		BLK		STL		PTS		AVG	
		GP-GS	MIN	AVG	FG-FGA	FG%	3FG-FGA	3FG%	FT-FTA	FT%	OFF	DEF	TOT	AVG	PF	DQ	A	TO	BLK	STL	PTS	AVG								
20	HEARD, Lauren	13-13	442:45	34.1	74-201	.368	18-59	.305	72-99	.727	16	72	88	6.8	29	0	64	41	3	25	238	18.3								
23	BERRY, Michelle	13-13	457:37	35.2	44-121	.364	22-56	.393	16-20	.800	23	83	106	8.2	24	1	22	29	4	10	126	9.7								
5	MORRIS, Yummy	13-12	276:57	21.3	51-97	.526	0-0	.000	18-21	.857	19	48	67	5.2	30	0	10	24	14	6	120	9.2								
13	DIGGS, Tavy	13-4	282:16	21.7	45-94	.479	2-6	.333	9-15	.600	13	39	52	4.0	33	2	20	20	5	9	101	7.8								
1	JACKSON, Aahliyah	13-13	345:20	26.6	24-78	.308	11-37	.297	16-27	.593	10	27	37	2.8	32	0	18	18	7	13	75	5.8								
0	GERMOND, Caroline	13-7	350:50	27.0	24-86	.279	7-37	.189	3-4	.750	6	23	29	2.2	35	0	51	23	3	15	58	4.5								
15	HOLMES, Aja	13-0	185:41	14.3	18-53	.340	16-50	.320	2-2	1.000	1	9	10	0.8	11	0	5	6	0	4	54	4.2								
22	MOKWUAH, Kayla	13-3	155:01	11.9	24-58	.414	0-0	.000	4-5	.800	15	15	30	2.3	33	1	6	17	9	4	52	4.0								
4	CONN, Amari	6-0	34:17	5.7	6-10	.600	4-8	.500	0-0	.000	0	7	7	1.2	1	0	1	5	1	1	16	2.7								
32	MORRIS, Patricia	5-0	25:57	5.2	4-7	.571	0-0	.000	3-4	.750	1	6	7	1.4	12	1	0	7	3	0	11	2.2								
24	TAC, Adhel	10-0	50:08	5.0	5-12	.417	0-2	.000	1-4	.250	5	14	19	1.9	8	0	1	4	1	2	11	1.1								
10	SCHMIDT, Emma	3-0	04:21	1.5	0-0	.000	0-0	.000	0-2	.000	1	2	3	1.0	1	0	0	0	0	0	0	0.0								
12	MORGAN, Aaliyah	4-0	13:50	3.5	0-0	.000	0-0	.000	0-0	.000	0	4	4	1.0	1	0	2	2	0	0	0	0.0								
Team											32	27	59				8													
Total		13	2625		319-817	.390	80-255	.314	144-203	.709	142	376	518	39.8	250	5	200	204	50	89	862	66.3								
Opponents		13	2625		319-831	.384	81-282	.287	158-217	.728	145	379	524	40.3	216	4	193	200	59	94	877	67.5								

Score by Periods

Team	1st	2nd	3rd	4th	OT	TOT
TCU	185	188	235	241	13	862
Opponents	211	217	251	188	10	877

BIG 12 ONLY STATISTICS

Game Records

Record	Overall	Home	Away	Neutral
ALL GAMES	2-6	2-3	0-3	0-0
CONFERENCE	2-6	2-3	0-3	0-0
NON-CONFERENCE	0-0	0-0	0-0	0-0

Team Box Score

No.	Player				Total		3-Point		F-Throw		Rebounds				PF		DQ		A		TO		BLK		STL		PTS		AVG	
		GP-GS	MIN	AVG	FG-FGA	FG%	3FG-FGA	3FG%	FT-FTA	FT%	OFF	DEF	TOT	AVG	PF	DQ	A	TO	BLK	STL	PTS	AVG								
20	HEARD, Lauren	8-8	277:40	34.7	45-134	.336	13-44	.295	39-57	.684	6	50	56	7.0	19	0	38	25	2	13	142	17.8								
23	BERRY, Michelle	8-8	288:32	36.1	31-86	.360	18-45	.400	11-14	.786	16	55	71	8.9	14	1	12	15	3	5	91	11.4								
13	DIGGS, Tavy	8-2	174:06	21.8	28-63	.444	0-4	.000	6-10	.600	9	14	23	2.9	25	2	9	13	3	4	62	7.8								
5	MORRIS, Yummy	8-7	154:16	19.3	20-45	.444	0-0	.000	8-8	1.000	7	27	34	4.3	19	0	4	17	7	3	48	6.0								
15	HOLMES, Aja	8-0	121:21	15.2	14-34	.412	13-33	.394	2-2	1.000	1	7	8	1.0	7	0	3	5	0	0	43	5.4								
4	CONN, Amari	2-0	22:35	11.3	3-6	.500	3-6	.500	0-0	.000	0	3	3	1.5	1	0	1	3	1	1	9	4.5								
1	JACKSON, Aahliyah	8-8	214:08	26.8	11-51	.216	9-32	.281	5-8	.625	5	21	26	3.3	20	0	10	11	2	5	36	4.5								
0	GERMOND, Caroline	8-5	222:56	27.9	11-51	.216	3-24	.125	3-4	.750	4	17	21	2.6	21	0	30	15	3	3	28	3.5								
22	MOKWUAH, Kayla	8-2	102:52	12.9	10-31	.323	0-0	.000	2-2	1.000	8	12	20	2.5	18	1	3	11	6	1	22	2.8								
24	TAC, Adhel	6-0	38:05	6.3	3-9	.333	0-2	.000	1-2	.500	5	9	14	2.3	5	0	0	2	0	2	7	1.2								
32	MORRIS, Patricia	2-0	06:56	3.5	0-0	.000	0-0	.000	1-2	.500	0	0	0	0.0	2	0	0	0	0	0	1	0.5								
12	MORGAN, Aaliyah	1-0	01:34	1.6	0-0	.000	0-0	.000	0-0	.000	0	0	0	0.0	0	0	0	0	0	0	0	0.0								
Team											26	14	40				5													
Total		8	1625		176-510	.345	59-190	.311	78-109	.716	87	229	316	39.5	151	4	110	122	27	37	489	61.1								
Opponents		8	1625		217-536	.405	45-163	.276	113-149	.758	95	257	352	44.0	116	2	133	93	44	60	592	74.0								

Score by Periods

Team	1st	2nd	3rd	4th	OT	TOT
TCU	112	106	120	138	13	489
Opponents	146	140	166	130	10	592



TCU BASKETBALL SEASON/CAREER STATISTICS



2020-21 TCU Women's Basketball
Season/Career Statistics
All games

Page 1/1
as of Jan 24, 2021

Summary

Player	Season Statistics										Career Statistics									
	GP-GS	MIN/G	FG%	3FG%	FT%	R/G	A/G	STL	BLK	PTS/G	GP-GS	MIN/G	FG%	3FG%	FT%	R/G	A/G	STL	BLK	PTS/G
BERRY, Michelle	13-13	35.2	.364	.393	.800	8.2	1.7	10	4	9.7	42-14	25.3	.384	.360	.700	6.2	1.1	28	9	6.8
CONN, Amari	6-0	5.7	.600	.500	.000	1.2	0.2	1	1	2.7	6-0	5.7	.600	.500	.000	1.2	0.2	1	1	2.7
DIGGS, Tavy	13-4	21.7	.479	.333	.600	4.0	1.5	9	5	7.8	25-4	12.9	.476	.333	.556	2.6	0.8	10	6	4.5
GERMOND, Caroline	13-7	27.0	.279	.189	.750	2.2	3.9	15	3	4.5	13-7	27.0	.279	.189	.750	2.2	3.9	15	3	4.5
HEARD, Lauren	13-13	34.1	.368	.305	.727	6.8	4.9	25	3	18.3	113-82	26.9	.363	.310	.719	4.8	3.1	187	9	11.5
HOLMES, Aja	13-0	14.3	.340	.320	1.000	0.8	0.4	4	0	4.2	13-0	14.3	.340	.320	1.000	0.8	0.4	4	0	4.2
JACKSON, Aahliyah	13-13	26.6	.308	.297	.593	2.8	1.4	13	7	5.8	13-13	26.6	.308	.297	.593	2.8	1.4	13	7	5.8
MOKWUAH, Kayla	13-3	11.9	.414	.000	.800	2.3	0.5	4	9	4.0	13-3	11.9	.414	.000	.800	2.3	0.5	4	9	4.0
MORGAN, Aaliyah	4-0	3.5	.000	.000	.000	1.0	0.5	0	0	0.0	4-0	3.5	.000	.000	.000	1.0	0.5	0	0	0.0
MORRIS, Patricia	5-0	5.2	.571	.000	.750	1.4	0.0	0	3	2.2	5-0	5.2	.571	.000	.750	1.4	0.0	0	3	2.2
MORRIS, Yummy	13-12	21.3	.526	.000	.857	5.2	0.8	6	14	9.2	67-12	10.5	.479	.000	.756	2.9	0.3	25	48	4.3
SCHMIDT, Emma	3-0	1.5	.000	.000	.000	1.0	0.0	0	0	0.0	3-0	1.5	.000	.000	.000	1.0	0.0	0	0	0.0
TAC, Adhel	10-0	5.0	.417	.000	.250	1.9	0.1	2	1	1.1	10-0	5.0	.417	.000	.250	1.9	0.1	2	1	1.1

Scoring

Player	Season Statistics								Career Statistics							
	FG-FGA	FG%	3FG-3FGA	3FG%	FT-FTA	FT%	PTS	PTS/G	FG-FGA	FG%	3FG-3FGA	3FG%	FT-FTA	FT%	PTS	PTS/G
BERRY, Michelle	44-121	.364	22-56	.393	16-20	.800	126	9.7	106-276	.384	40-111	.360	35-50	.700	287	6.8
CONN, Amari	6-10	.600	4-8	.500	0-0	.000	16	2.7	6-10	.600	4-8	.500	0-0	.000	16	2.7
DIGGS, Tavy	45-94	.479	2-6	.333	9-15	.600	101	7.8	50-105	.476	2-6	.333	10-18	.556	112	4.5
GERMOND, Caroline	24-86	.279	7-37	.189	3-4	.750	58	4.5	24-86	.279	7-37	.189	3-4	.750	58	4.5
HEARD, Lauren	74-201	.368	18-59	.305	72-99	.727	238	18.3	402-1106	.363	97-313	.310	397-552	.719	1298	11.5
HOLMES, Aja	18-53	.340	16-50	.320	2-2	1.000	54	4.2	18-53	.340	16-50	.320	2-2	1.000	54	4.2
JACKSON, Aahliyah	24-78	.308	11-37	.297	16-27	.593	75	5.8	24-78	.308	11-37	.297	16-27	.593	75	5.8
MOKWUAH, Kayla	24-58	.414	0-0	.000	4-5	.800	52	4.0	24-58	.414	0-0	.000	4-5	.800	52	4.0
MORGAN, Aaliyah	0-0	.000	0-0	.000	0-0	.000	0	0.0	0-0	.000	0-0	.000	0-0	.000	0	0.0
MORRIS, Patricia	4-7	.571	0-0	.000	3-4	.750	11	2.2	4-7	.571	0-0	.000	3-4	.750	11	2.2
MORRIS, Yummy	51-97	.526	0-0	.000	18-21	.857	120	9.2	112-234	.479	0-0	.000	62-82	.756	286	4.3
SCHMIDT, Emma	0-0	.000	0-0	.000	0-2	.000	0	0.0	0-0	.000	0-0	.000	0-2	.000	0	0.0
TAC, Adhel	5-12	.417	0-2	.000	1-4	.250	11	1.1	5-12	.417	0-2	.000	1-4	.250	11	1.1

Totals

Player	Season Statistics									Career Statistics						
	O-REB	D-REB	TOTAL	PF	FO	A	TO	A/TO	O-REB	D-REB	TOTAL	PF	FO	A	TO	A/TO
BERRY, Michelle	23	83	106	24	1	22	29	0.8	66	194	260	70	1	47	64	0.7
CONN, Amari	0	7	7	1	0	1	5	0.2	0	7	7	1	0	1	5	0.2
DIGGS, Tavy	13	39	52	33	2	20	20	1.0	15	51	66	39	2	20	28	0.7
GERMOND, Caroline	6	23	29	35	0	51	23	2.2	6	23	29	35	0	51	23	2.2
HEARD, Lauren	16	72	88	29	0	64	41	1.6	133	413	546	259	2	355	292	1.2
HOLMES, Aja	1	9	10	11	0	5	6	0.8	1	9	10	11	0	5	6	0.8
JACKSON, Aahliyah	10	27	37	32	0	18	18	1.0	10	27	37	32	0	18	18	1.0
MOKWUAH, Kayla	15	15	30	33	1	6	17	0.4	15	15	30	33	1	6	17	0.4
MORGAN, Aaliyah	0	4	4	1	0	2	2	1.0	0	4	4	1	0	2	2	1.0
MORRIS, Patricia	1	6	7	12	1	0	7	0.0	1	6	7	12	1	0	7	0.0
MORRIS, Yummy	19	48	67	30	0	10	24	0.4	75	121	196	102	0	20	73	0.3
SCHMIDT, Emma	1	2	3	1	0	0	0	0.0	1	2	3	1	0	0	0	0.0
TAC, Adhel	5	14	19	8	0	1	4	0.3	5	14	19	8	0	1	4	0.3



TCU BASKETBALL GAME-BY-GAME STATISTICS

2020-21 TCU Women's Basketball
Team Game-by-Game
All gamesPage 1/1
as of Jan 24, 2021

Opponent	Date	Score	Total		3-Pointers		Free throws		Rebounds				Other Stats							
			FG-FGA	PCT	3FG-FGA	PCT	FT-FTA	PCT	OFF	DEF	TOT	AVG	PF	A	TO	BLK	STL	PTS	AVG	
Incarnate Word	11/25/2020	84-59	W	35-75	.467	2-14	.143	12-14	.857	13	26	39	39.0	23	17	15	1	21	84	84.0
Central Ark.	11/28/2020	65-48	W	25-58	.431	3-15	.200	12-20	.600	12	29	41	40.0	21	20	20	4	12	65	74.5
Iowa St.	12/02/2020	68-91	L	23-62	.371	5-16	.313	17-24	.708	8	27	35	38.3	21	15	12	5	4	68	72.3
Lamar University	12/09/2020	79-53	W	31-57	.544	3-8	.375	14-20	.700	9	39	48	40.8	19	18	16	5	3	79	74.0
Middle Tenn.	12/13/2020	83-77	W	29-64	.453	11-22	.500	14-17	.824	10	25	35	39.6	18	17	11	2	5	83	75.8
at Texas Tech	12/19/2020	72-78	L	26-66	.394	7-22	.318	13-15	.867	11	30	41	39.8	25	19	13	3	4	72	75.2
Oral Roberts	12/22/2020	62-48	W	23-53	.434	2-6	.333	14-23	.609	11	28	39	39.7	18	18	20	11	11	62	73.3
Baylor	01/02/2021	50-74	L	16-61	.262	5-14	.357	13-20	.650	11	22	33	38.9	21	9	17	4	10	50	70.4
Oklahoma St.	01/06/2021	53-78	L	20-68	.294	7-27	.259	6-10	.600	14	26	40	39.0	13	15	17	3	2	53	68.4
at Oklahoma St.	01/09/2021	50-69	L	20-68	.294	10-33	.303	0-0	.000	15	29	44	39.5	15	10	17	0	5	50	66.6
Kansas	01/17/2021	81-78	Wot	30-68	.441	10-32	.313	11-17	.647	10	31	41	39.6	20	22	14	9	6	81	67.9
at Texas	01/20/2021	54-71	L	19-54	.352	8-21	.381	8-12	.667	9	26	35	39.3	21	9	18	1	4	54	66.8
Texas Tech	01/23/2021	61-53	W	22-63	.349	7-25	.280	10-11	.909	9	38	47	39.8	15	11	14	2	2	61	66.3
Total		862		319-817	.390	80-255	.314	144-203	.709	142	376	518	39.8	250	200	204	50	89	862	66.3
Opponents		877		319-831	.384	81-282	.287	158-217	.728	145	379	524	40.3	216	193	200	59	94	877	67.5

TCU Averages

Games Played	Points/game	FG Pct	3FG Pct	FT Pct	Rebounds/game	Assists/game	Turnovers/game	Assist/Turnover ratio	Steals/game	Blocks/game
13	66.3	39.0	31.4	70.9	39.8	15.4	15.7	1.0	6.8	3.8

TCU BASKETBALL OPPONENT GAME-BY-GAME STATISTICS

2020-21 TCU Women's Basketball
Opponents Game-by-Game
All gamesPage 1/1
as of Jan 24, 2021

Opponent	Date	Score	Total		3-Pointers		Free throws		Rebounds				Other Stats							
			FG-FGA	PCT	3FG-FGA	PCT	FT-FTA	PCT	OFF	DEF	TOT	AVG	PF	A	TO	BLK	STL	PTS	AVG	
Incarnate Word	11/25/2020	84-59	W	20-47	.426	7-23	.304	12-20	.600	2	27	29	29.0	14	14	29	1	7	59	59.0
Central Ark.	11/28/2020	65-48	W	19-53	.358	4-14	.286	6-9	.667	5	27	32	30.5	24	14	27	0	10	48	53.5
Iowa St.	12/02/2020	68-91	L	31-71	.437	11-35	.314	18-20	.900	12	33	45	35.3	18	18	12	7	6	91	66.0
Lamar University	12/09/2020	79-53	W	18-69	.261	8-27	.296	9-14	.643	13	20	33	34.8	22	6	10	5	6	53	62.8
Middle Tenn.	12/13/2020	83-77	W	28-69	.406	11-36	.306	10-13	.769	18	25	43	36.4	18	15	19	3	5	77	65.6
at Texas Tech	12/19/2020	72-78	L	24-56	.429	6-20	.300	24-30	.800	4	31	35	36.2	13	15	11	5	5	78	67.7
Oral Roberts	12/22/2020	62-48	W	17-57	.298	6-19	.316	8-12	.667	12	23	35	36.0	22	11	22	6	6	48	64.9
Baylor	01/02/2021	50-74	L	28-65	.431	4-7	.571	14-19	.737	16	36	52	38.0	20	17	17	7	7	74	66.0
Oklahoma St.	01/06/2021	53-78	L	31-70	.443	5-13	.385	11-15	.733	12	34	46	38.9	11	22	10	12	12	78	67.3
at Oklahoma St.	01/09/2021	50-69	L	28-61	.459	2-11	.182	11-15	.733	6	31	37	38.7	7	17	9	4	11	69	67.5
Kansas	01/17/2021	81-78	Wot	29-77	.377	7-29	.241	13-19	.684	19	32	51	39.8	19	17	14	1	7	78	68.5
at Texas	01/20/2021	54-71	L	23-66	.348	6-25	.240	19-24	.792	17	29	46	40.3	12	12	10	4	8	71	68.7
Texas Tech	01/23/2021	61-53	W	23-70	.329	4-23	.174	3-7	.429	9	31	40	40.3	16	15	10	4	4	53	67.5
Total		877		319-831	.384	81-282	.287	158-217	.728	145	379	524	40.3	216	193	200	59	94	877	67.5
TCU		862		319-817	.390	80-255	.314	144-203	.709	142	376	518	39.8	250	200	204	50	89	862	66.3

Opponents Averages

Games Played	Points/game	FG Pct	3FG Pct	FT Pct	Rebounds/game	Assists/game	Turnovers/game	Assist/Turnover ratio	Steals/game	Blocks/game
13	67.5	38.4	28.7	72.8	40.3	14.8	15.4	1.0	7.2	4.5



0 | CAROLINE GERMOND
JR | 5-7 | G
Angers, France



1 | AAHLIYAH JACKSON
GR | 5-10 | G
Ft. Smith, Ark.



4 | AMARI CONN
FR | 5-7 | G
Kansas City, Mo.



5 | YUMMY MORRIS
JR | 6-3 | F
North Little Rock, Ark.



10 | EMMA SCHMIDT
SR | 5-9 | G
Waukee, Iowa



11 | MADDI PULI
SO | 6-2 | G/F
Werribee, Australia



12 | AALIYAH MORGAN
FR | 6-1 | F
Tyler, Texas



13 | TAVY DIGGS
SO | 6-2 | G
Richardson, Texas



15 | AJA HOLMES
FR | 5-8 | G
Cibolo, Texas



20 | LAUREN HEARD
SR | 5-9 | G
Denton, Texas



22 | KAYLA MOKWUAH
JR | 6-4 | C
Longmeadow, Mass.



23 | MICHELLE BERRY
GR | 6-2 | F
Miami, Fla.



24 | ADHEL TAC
FR | 5-11 | F
Garland, Texas



32 | PATRICIA MORRIS
JR | 6-7 | F
Duarte, Calif.

COACHING STAFF



RAEGAN PEBLEY
Head Coach
7th Season



HANNA HOWARD
Associate Head Coach
7th Season



BRITNEY BROWN
Associate Coach
5th Season



ABI OLAJUWON
Assistant Coach
3rd Season



LEAH FOSTER
Player Development
3rd Season



ANGELA GONZAGA
Director of Operations
7th Season



NATASCHA HARTVICH
Graduate Assistant
3rd Season



KARVIAR SHEPHERD
Graduate Assistant
2nd Season



KIANNA RAY
Volunteer Student Assistant
1st Season