

GAME 4

TCU (2-1, 1-1) vs LAMAR (1-4, 0-0)

**2020-21 SCHEDULE/RESULTS**  
**OVERALL: 2-1 | BIG 12: 0-1**  
**HOME: 2-1 | AWAY: 0-0 | NEUTRAL: 0-0**

DATE	OPPONENT	TV	TIME/RESULTS
N25	INCARNATE WORD		W, 84-59
N28	CENTRAL ARKANSAS		W, 65-48
D2	IOWA STATE*		L, 68-91
D6	at Missouri\$		Canceled
D9	LAMAR		11 a.m.
D13	MIDDLE TENNESSEE		1 p.m.
D19	at Texas Tech*	TBA	2 p.m.
D22	ORAL ROBERTS		1 p.m.
J2	BAYLOR*		1 p.m.
J6	OKLAHOMA STATE*		6:30 p.m.
J9	at Oklahoma*	TBA	TBA
J14	at Kansas State*	TBA	TBA
J17	KANSAS*		1 p.m.
J20	at Texas	TBA	7 p.m.
J23	TEXAS TECH*		1 p.m.
J26	at Baylor*	TBA	7 p.m.
J30	WEST VIRGINIA*		1 p.m.
F3	at Oklahoma State*	TBA	TBA
F6	at Kansas*	TBA	TBA
F10	KANSAS STATE*		6:30 p.m.
F13	at Iowa State*	TBA	TBA
F17	TEXAS*		6:30 p.m.
F20	at West Virginia*	TBA	TBA
F24	OKLAHOMA*		6:30 p.m.

All times central | Home games in **BOLD**

\* - Big 12 conference game | \$ - SEC/Big 12 Challenge

**#20**  
**LAUREN**  
**HEARD**



THE SACRILEGIOUS HALL OF FAME

**NANCY LIEBERMAN**

AWARD

**NAISMITH**

WOMEN'S COLLEGE PLAYER OF THE YEAR

TROPHY

**Last Game (vs. ISU):** . . . . . 18 pts, 6 reb, 5 ast  
**Season PPG:** . . . . . 19.0  
**Season RPG:** . . . . . 4.0  
**Season APG:** . . . . . 5.7

## TCU

**HORNED FROGS (2-1, 1-1)**

**Head Coach:** Raegan Pebley  
**at TCU:** 119-79, 7th Season  
**Career:** 275-254, 18th Season



## LAMAR

**CARDINALS (1-4, 0-0)**

**Head Coach:** Aqua Franklin  
**at Lamar:** 11-23, 2nd Season  
**Career:** 11-23, 2nd Season








### GAME INFO

	Wednesday, Dec. 9, 2020   11 a.m.	Fort Worth, Texas   Schollmaier Arena
		Ron Thulin, Mike Petersen
	KTCU, 88.7 FM	Jeff Williams
	GoFrogs.com	
	@TCUWBasketball	@TCUWBB

### FAST BREAKS

- TCU (2-1) returns to non-conference play following its Big 12 opener against Iowa State last week, hosting Lamar (1-4) this Wednesday at Schollmaier Arena.
- The Horned Frogs bring in a 26 straight home game winning streak against non-conference opponents. A home winning streak that dates back to the 2017-18 season, TCU's last home loss to a non-con opponent came against Yale, back on Nov. 21, 2017.
- The Horned Frogs are 32-2 all-time against non-conference opponents in games played inside Schollmaier Arena. TCU is 64-23 overall in six seasons of games played inside Schollmaier Arena.
- TCU leads the Big 12 and ranks No. 21 in the country with 12.3 steals per game. The Horned Frogs are just one of four teams in the league averaging double-figure steal efforts.
- Aahliyah Jackson is one of 10 players in the league to register a perfect game from the field after going 5-for-5 overall in TCU's win over Central Arkansas. She is the only player to notch a 100% shooting percentage with at least five field goal attempts.

### THE STARTING FIVE

				
<b>20</b> <b>LAUREN</b> <b>HEARD</b> G   5-9   Sr. 19.0 PPG	<b>0</b> <b>CAROLINE</b> <b>GERMOND</b> G   5-7   Jr. 6.0 PPG	<b>1</b> <b>AAHLIYAH</b> <b>JACKSON</b> G   5-10   Gr. 7.7 PPG	<b>23</b> <b>MICHELLE</b> <b>BERRY</b> F   6-2   Sr. 9.3 PPG	<b>5</b> <b>YUMMY</b> <b>MORRIS</b> F   6-3   Jr. 11.3 PPG

**ROSTER BREAKDOWN****BY CLASS****Graduate Students (2)**

Michelle Berry, Aahliyah Jackson

**Seniors (2)**

Lauren Heard, Emma Schmidt

**Juniors (4)**

Caroline Germond, Kayla Mokwuah, Patricia Morris, Yummy Morris

**Sophomores (2)**

Tavy Diggs, Maddi Puli

**Freshmen (4)**

Amari Conn, Aja Holmes, Aaliyah Morgan, Adhel Tac

**BY POSITION****Guard (8)**

Amari Conn, Tavy Diggs, Caroline Germond, Lauren Heard, Aja Holmes, Aahliyah Jackson, Maddi Puli, Emma Schmidt

**Forward (6)**

Michelle Berry, Aaliyah Morgan, Maddi Puli, Patricia Morris, Yummy Morris, Adhel Tac

**Center (1)**

Kayla Mokwuah

**BY HOME STATE/COUNTRY****Arkansas (2)**

Aahliyah Jackson, Yummy Morris

**Australia (1)**

Maddi Puli

**California (1)**

Patricia Morris

**Florida (1)**

Michelle Berry

**France (1)**

Caroline Germond

**Iowa (1)**

Emma Schmidt

**Massachusetts (1)**

Kayla Mokwuah

**Missouri (1)**

Amari Conn

**Texas (5)**

Tavy Diggs, Lauren Heard, Aja Holmes, Aaliyah Morgan, Adhel Tac

**NUMERICAL ROSTER**

NO.	NAME	POS.	HT.	YR.	HOMETOWN (PREVIOUS SCHOOL)
0	Caroline Germond	G	5-7	Jr.	Angers, France (South Plains College)
1	Aahliyah Jackson	G	5-10	Gr.	Ft. Smith, Ark. (Texas A&M)
4	Amari Conn	G	5-7	Fr.	Kansas City, Mo. (Lincoln Prep)
5	Yummy Morris	F	6-3	Jr.	North Little Rock, Ark. (North Little Rock HS)
10	Emma Schmidt	G	5-9	Sr.	Waukee, Iowa (Waukee HS)
11	Maddi Puli	G/F	6-2	So.	Werribee, Australia (Mackillop College)
12	Aaliyah Morgan	F	6-1	Fr.	Tyler, Texas (Lee HS)
13	Tavy Diggs	G	6-2	So.	Richardson, Texas (Plano East HS)
15	Aja Holmes	G	5-8	Fr.	Cibolo, Texas (Steele HS)
20	Lauren Heard	G	5-9	Sr.	Denton, Texas (Guyer HS)
22	Kayla Mokwuah	C	6-4	Jr.	Longmeadow, Mass (George Washington)
23	Michelle Berry	F	6-2	Gr.	Miami, Fla. (Virginia Tech)
24	Adhel Tac	F	5-11	Fr.	Sachse, Texas (Sachse HS)
32	Patricia Morris	F	6-7	Jr.	Duarte, Calif. (Oregon State)

**ALPHABETICAL ROSTER**

NO.	NAME	POS.	HT.	YR.	HOMETOWN (PREVIOUS SCHOOL)
23	Michelle Berry	F	6-2	Gr.	Miami, Fla. (Virginia Tech)
4	Amari Conn	G	5-7	Fr.	Kansas City, Mo. (Lincoln Prep)
13	Tavy Diggs	G	6-2	So.	Richardson, Texas (Plano East HS)
0	Caroline Germond	G	5-7	Jr.	Angers, France (South Plains College)
20	Lauren Heard	G	5-9	Sr.	Denton, Texas (Guyer HS)
15	Aja Holmes	G	5-8	Fr.	Cibolo, Texas (Steele HS)
1	Aahliyah Jackson	G	5-10	Gr.	Ft. Smith, Ark. (Texas A&M)
22	Kayla Mokwuah	C	6-4	Jr.	Longmeadow, Mass (George Washington)
12	Aaliyah Morgan	F	6-1	Fr.	Tyler, Texas (Lee HS)
32	Patricia Morris	F	6-7	Jr.	Duarte, Calif. (Oregon State)
5	Yummy Morris	F	6-3	Jr.	North Little Rock, Ark. (North Little Rock HS)
11	Maddi Puli	G/F	6-2	So.	Werribee, Australia (Mackillop College)
10	Emma Schmidt	G	5-9	Sr.	Waukee, Iowa (Waukee HS)
24	Adhel Tac	F	5-11	Fr.	Sachse, Texas (Sachse HS)

**COACHING & SUPPORT STAFF**

POSITION	NAME (YEAR AT TCU [ALMA MATER])
Head Coach	Raegan Pebley (7th Season) [Colorado, 97]
Associate Head Coach	Hanna Howard (7th Season) [Portland, 05]
Associate Coach	Britney Brown (5th Season) [Oklahoma, 07]
Assistant Coach	Abi Olajuwon (3rd Season) [Oklahoma, 10]
Player Development Coordinator	Leah Foster (3rd Season) [St. Edward's, 06]
Director of Operations	Angela Gonzaga
Graduate Assistant	Natascha Hartvich
Graduate Assistant	Karviar Shepherd
Strength & Conditioning Coach	Taylor Larson
Athletic Trainer	Alissa Schenk

**PRONUNCIATION GUIDE**

Amari Conn	uh - MAR - ee
Tavy Diggs	TAH - vee (sounds like taffy)
Caroline Germond	jurr - MOND
Aja Holmes	AH - zha
Aahliyah Jackson	uh - LEE - uh
Kayla Mokwuah	mock - WUH
Maddi Puli	PEW - lie
Adhel Tac	TACK (like a thumb tack)

**THE MATCH-UP**

- TCU and Lamar will meet for the eighth time overall and the first time since March 15, 2018, when the two teams meet up at Schollmaier Arena this Wednesday, Dec. 9. Tip-off is set for 11 a.m.
- TCU and Lamar last met in the first round of the WNIT tournament in 2018. Wednesday's contest will mark the first regular-season meeting between the two teams since Dec. 11, 2004.
- The Horned Frogs lead the all-time series 5-2 and have won five straight dating back to the 1998-99 season.
- TCU won the last meeting, downing the Cardinals 80-68 in WNIT first-round action in Fort Worth. The last regular-season meeting saw the Horned Frogs win 72-68 back in 2014.
- TCU is 5-1 all-time when facing Lamar in Fort Worth, with the only loss coming in the series-opener back in 1983.
- Wednesday's contest marks the third game against a Southland Conference opponent this season. TCU is 2-0 on the year and has won 43 straight games against teams from the Southland Conference.
- TCU, who is 45-17 all-time against teams from the Southland Conference, has not lost to a Southland Conference squad since Dec. 6, 1996 - a defeat to Stephen F. Austin.

**SCOUTING THE CARDINALS**

- Lamar snapped a season-opening four-game losing streak with a 73-58 home win over Tarleton State this past Saturday.
- The Cardinals have dropped 12 of its last 14 games dating back to last season. Lamar was 10-19 overall and 6-14 in the Southland Conference a year ago.
- Two of Lamar's losses this season came to a top-15 ranked Texas A&M squad. The No. 13-ranked Aggies defeated the Cardinals, 77-61, in the season-opener (Nov. 25) and then the No. 12-ranked Aggies beat Lamar 80-63 back on Dec. 2. Both losses came on the road in College Station.
- Angel Hastings leads Lamar with 10.6 points per game, while Bebe Galloway has tallied a team-best 5.4 rebounds per game.
- Lamar shoots .346 from the field, .269 from three-point range and .758 from the charity stripe.

**LAST TIME OUT FOR THE FROGS**

- TCU opened Big 12 play, much earlier than usual, with a 91-68 defeat to Iowa State this past Wednesday in Fort Worth.
- The Horned Frogs were led by Tavy Diggs' career-high 19 points, but it wasn't enough as ISU's Ashley Joens registered a double-double with 33 points and 11 boards.
- TCU was held to just a 20% effort from the field in the first quarter, which saw the Cyclones take a 28-10 lead into the next frame. TCU's shooting gradually got better, but the 18-point deficit was too much to overcome.

**NON-CONFERENCE CHALK TALK**

- TCU has won 26 straight home games over non-conference opponents - a streak that dates back to the 2017-18 season.
- The win streak includes WNIT home victories over

the previous two seasons, as well.

- The Horned Frogs' last home loss to a non-conference opponent came back on Nov. 21, 2017, in a defeat to Yale.
- TCU is 55-14 overall against non-conference teams played at home in the regular-season under head coach Raegan Pebley.
- TCU is 66-23 at home against all non-conference opponents under coach Pebley, which includes home wins over WNIT postseason opponents.
- A look at TCU in non-conference games over the previous six seasons:

**NON-CONFERENCE PLAY IN PEBLEY ERA\***

SEASON	RECORD	PCT.	H	A	N
2020-21	2-0	1.000	2-0	0-0	0-0
2019-20	9-2	.818	7-0	2-2	0-0
2018-19	10-1	.909	8-0	2-0	0-1
2017-18	10-2	.833	7-1	1-1	2-0
2016-17	8-3	.727	8-1	0-2	0-0
2015-16	8-3	.727	7-1	1-2	0-0
2014-15	8-3	.727	7-1	0-1	1-1
<b>OVERALL</b>	<b>55-14</b>	<b>.797</b>	<b>46-4</b>	<b>6-8</b>	<b>3-2</b>

\* - Regular-season contests only

**HOME SWEET SCHOLLMAIER ARENA**

- TCU is 32-2 overall in non-conference games played inside Schollmaier Arena.
- In addition to the team's 26 consecutive win streak over non-conference opponents at home, TCU has compiled an overall record of 32-7 inside the complex over the past three seasons.
- The Horned Frogs are now 64-23 all-time inside Schollmaier Arena since opening back on Dec. 20, 2015.

**25 AWAY FROM NO. 300**

- TCU head coach Raegan Pebley notched her 275th career win in the Horned Frogs' victory over Central Arkansas on Nov. 28, 2020.
- Pebley has compiled an overall record of 275-255 in 18 seasons as a head coach.
- The record includes a mark of 110-155 in nine seasons at Utah State, 46-20 in two seasons at Fresno State and 119-79 record in seven seasons at TCU.

**HEARD MOVING UP THE RANKS**

- Senior Lauren Heard is coming off an 18-point effort against Iowa State, giving her 1,117 points in her career.
- Heard moved past Vernell Armstrong (1977-8) to rank No. 18 all-time in points scored. Armstrong scored 1,102 points in her three seasons at TCU.
- Heard is also making her way up the career leader boards in free throws made (6th), free throw attempts (5th) and steals (8th).
- A complete list of career-record marks for Heard can be found in these notes on page five.

**WE REALLY DIGGS IT**

- Sophomore Tavy Diggs scored a career-high 18 points in TCU's loss to Iowa State last Wednesday.
- The Richardson, Texas, native poured in 10 more points than her previous career-high, which was

**GENERAL INFORMATION**

Location	Fort Worth, Texas
Founded	1873
Enrollment	11,379
Colors	Purple and White
Nickname	Horned Frogs
Home Facility	Ed and Rae Schollmaier Arena
Opened	2015
Capacity	6,700
Conference	Big 12 Conference
Affiliation	NCAA Division I
Chancellor	Dr. Victor J. Boschini Jr.
Athletics Director	Jeremiah Donati
Senior Woman's Administrator	Kim Johnson
Faculty Athletics Rep.	Rhonda Hatcher
Athletics Department Phone	(817) 257-5658

**HISTORY**

First Season	1977-78 (44th season)
First NCAA DI Season	1982-83 (38th season)
Record All-Time	630-657 (.489)
Record in NCAA DI	555-583 (.487)
Regular Season Conference Championships	3
Conference Tournament Championships	3
Years in NCAA Championships (Last)	.9 (2010)
Record in NCAA Championships	5-9
Years in WNIT (Last)	.7 (2019)
Record in WNIT	13-7

**BASKETBALL COACHING STAFF**

Head Coach	Raegan Pebley (Colorado, 1997)
Record at TCU	119-79 (7th season)
Career Record	275-254 (18th season)
Associate Head Coach	Hanna Howard (7th season)
Associate Coach	Britney Brown (5th season)
Assistant Coach	Abi Olajuwon (3rd season)
D-Ops	Angela Gonzaga (7th season)
Player Development	Leah Foster (3rd season)
GA's	Natascha Hartvich (3rd season)
	Karviar Shepherd (2nd season)
Administrative Assistant	Jodi Clifton
Office Phone Number	(817) 257-7962

**2019-20 REVIEW**

Overall Record	22-7
	Home: 13-3   Away: 9-4   Neutral: 0-0
Big 12 Record (Finish)	13-5 (2nd)
Conference Tournament	N/A
Postseason	N/A
Final AP/USA Today Ranking	RV/RV

**2020-21 PREVIEW**

Letterwinners Returning/Lost	5/8
Starters Returning/Lost	2/4
Returning Redshirts	0
Newcomers	9

**ATHLETICS COMMUNICATIONS**

Women's Basketball Contact	Dameon Myres
Cell Phone	(817) 897-5331
Office Phone	(817) 257-5367
Email	d.myres@tcu.edu

## TOP-25 POLLS

## ASSOCIATED PRESS TOP-25 (Dec. 6, 2020)

No.	Team	Rec.	Pts.	Last
1	Stanford (24)	3-0	740	2
2	Louisville (2)	4-0	689	5
3	Connecticut (2)	0-0	675	3
4	North Carolina State (2)	4-0	670	8
5	South Carolina	4-1	647	1
6	Arizona	3-0	605	7
7	Baylor	2-1	552	4
8	Oregon	4-0	525	10
9	Kentucky	4-0	504	11
10	Texas A&M	4-0	463	12
11	UCLA	2-1	452	9
12	Mississippi State	2-1	413	6
13	Arkansas	5-1	409	16
14	Maryland	3-1	342	14
T-15	Indiana	2-1	304	13
T-15	Oregon State	3-0	304	17
17	Northwestern	0-0	271	15
18	Ohio State	3-0	191	19
19	Michigan	3-0	170	24
20	Syracuse	3-0	169	22
21	Missouri State	2-1	162	21
22	South Dakota State	3-0	104	NR
23	Texas	3-1	69	25
24	DePaul	1-2	63	20
25	Gonzaga	1-2	62	18

**OTHERS RECEIVING VOTES:** South Florida 59, Iowa State 54, North Carolina 38, Arizona State 12, Notre Dame 8, West Virginia 6, Wake Forest 5, Boston College 4, Ohio 4, Georgia 3, Virginia Tech 2

## USA TODAY COACHES TOP-25 (Nov. 19, 2020)

No.	Team	Rec.	Pts.	Last
1	South Carolina (31)	0-0	799	1
2	Stanford (1)	0-0	740	7
3	Connecticut	0-0	732	4
4	Baylor	0-0	702	3
5	Louisville	0-0	663	6
6	NC State	0-0	601	8
7	Mississippi State	0-0	567	10
8	Arizona	0-0	548	12
9	Oregon	0-0	539	2
10	UCLA	0-0	535	9
11	Maryland	0-0	456	5
12	Kentucky	0-0	451	18
13	Texas A&M	0-0	377	21
14	Arkansas	0-0	360	25
15	Indiana	0-0	347	22
16	Northwestern	0-0	287	15
17	Oregon State	0-0	281	16
18	Iowa State	0-0	253	NR
19	DePaul	0-0	219	14
20	Gonzaga	0-0	192	13
21	Syracuse	0-0	149	NR
22	Ohio State	0-0	135	NR
23	Notre Dame	0-0	104	NR
24	Michigan	0-0	84	NR
25	Missouri State	0-0	76	19

**OTHERS RECEIVING VOTES:** Texas 72; South Dakota 25; Florida State 23; Iowa 13; Arizona State 11; North Carolina 11; South Florida 9; Middle Tennessee 7; Rutgers 7; Virginia Tech 6; Tennessee 4; BYU 3; Florida Gulf Coast 3; Princeton 3; James Madison 2; South Dakota State 2; LSU 1; Tennessee-Martin 1.



## A WIN OVER LAMAR WOULD ...

- Push TCU's all-time record to 631-657.
- Push Coach Pebley's all-time record to 276-255.
- Give Coach Pebley a record of 120-79 at TCU.
- Give TCU six straight wins against Lamar.
- Push TCU's all-time record to 6-2 against Lamar.
- Give TCU a 6-1 record against Lamar at home.
- Push TCU's record to 45-17 all-time against teams from the Southland Conference.
- Give TCU 43 straight wins over teams from the Southland Conference.
- Push TCU's non-conference home winning streak to 27 straight wins.

a nine-point effort that she scored in the season-opener against Incarnate Word.

• Diggs, who is averaging 11.7 points and 5.3 rebounds on the season, has already put up new career-highs in minutes (35), field goals made (9), rebounds (8) and assists (4).

## NOT YOUR USUAL BENCH-WARMER

• As noted above, Tavy Diggs has also led the Horned Frogs off the bench in all three games this season.

• Along with her 19-point outing against Iowa State, the sophomore also totaled bench-leading scoring efforts of nine points against Incarnate Word and seven points against Central Arkansas.

• Along with what was then a new career-high with nine points against UIW, she also posted new career-highs in rebounds (8) and assists (4) against the Cardinals.

• Prior to her 35-minutes played against ISU, Diggs managed to put up a new career-high with 21 minutes played against UCA.

## BACK IN THE GROOVE

• Senior Lauren Heard picked up right where she left off last season, notching double-digit scoring efforts and leading the way for the Horned Frogs.

• Heard totaled 22 points in TCU's season-opener, giving her 20+ scoring efforts for the 17th time in her career.

• After scoring 17 points in a win over Central Arkansas, and an 18-point effort against Iowa State, the Denton, Texas, native has now put up 15+ points in seven straight games dating back to last season.

• She has totaled 15+ point contests 27 times overall in her career.

• Heard matched a single-game career-high with her seven assists against UIW.

• Heard has also managed to collect at least three steals in two of the first three games of the season.

## A-LISTED!

• Lauren Heard was named to both the Lieberman Award and Naismith Trophy preseason watch lists.

• An All-Big 12 First Team selection a year ago, and a Preseason All-Big 12 honoree, Heard is the only returning Big 12 player to rank among the top-10 in

## A LOSS TO LAMAR WOULD ...

- Drop TCU's all-time record to 630-658.
- Drop TCU to 63-82 all-time in Big 12 play.
- Drop Coach Pebley's all-time record to 275-256.
- Give Coach Pebley a record of 119-80 at TCU.
- Drop TCU to 5-3 all-time against Lamar.
- Give TCU a 5-2 record against Lamar at home.
- Push TCU's record to 44-18 all-time against teams from the Southland Conference.
- Snap TCU's 42 straight win streak over teams from the Southland Conference.
- Snap TCU's non-conference home winning streak at 26 straight wins.

the league in scoring, assists and steals.

• She ranked fourth overall in the Big 12 in points scored (18.4), sixth in assists (4.0) and was second in steals (2.1).

• She led the league and was the only player in the conference to average at least 20 points (20.1) in Big 12 only games last season.

• In five games against top-25 ranked teams, she averaged 16.4 points, tallied 2.4 steals and dished out 3.2 assists per contest.

## FIRST CAREER START, NO PROBLEM

• Junior Yummy Morris made her first career start last Wednesday, and all she did was put up new career-highs in points (26), minutes played (26) and field goals made (12).

• The North Little Rock, Ark., native poured in 10 more points than her previous career-high of 16 points, which she tallied at Middle Tennessee last season.

• She followed with another start against Central Arkansas, pouring in six points and tying a career-high with nine rebounds.

• The junior is averaging 11.3 points and 6.0 rebounds per game heading into the week.

## YOU STOLE IT!

• TCU tallied 21 steals in its season-opening win against Incarnate Word.

• The Horned Frogs totaled 20+ steals in a game for the first time in more than 16 seasons. It was the first 20-steal game since collecting 20 steals against Cornell back on Jan. 2, 2006.

• The 21 steals are tied for the fourth-most in a single game by a TCU team.

• The all-time record is 24 steals, which happened twice overall, but the last time coming against Southern Miss back in 2005.

• The Horned Frogs rank first in the Big 12 with 12.3 steals per game, which also ranks among the nation's top-25 teams at No. 21 overall.



**SERIES BREAKDOWN**



VS.



Meeting ..... 8th  
 All-Time Series ..... TCU leads, 5-2  
 Date Series Began ..... Feb. 18, 1983  
 Last Game Played ..... Mar. 15, 2018  
 Current Winning Streak ..... TCU, won 5  
 In Fort Worth ..... 5-1  
 In San Antonio ..... 0-1  
 Neutral Site ..... 0-0

**LAST 10 GAMES**

Date	W/L	Score	Location
03/15/2018	W	80-68	Fort Worth
12/11/2014	W	72-68	Fort Worth
12/04/2011	W	73-59	Fort Worth
12/29/2003	W	95-50	Fort Worth
12/05/1998	W	90-80	Fort Worth
03/03/1996	L	86-109	Beaumont
02/18/1983	L	69-81	Fort Worth

**TALE OF THE TAPE**

	TCU	Lamar
Record	2-1	1-4
Conference Record	0-1	0-0
Scoring	72.3	60.0
Opponent Scoring	66.0	74.8
Scoring Margin	+6.3	-14.8
Field Goal Percentage	.426	.346
Field Goal Percentage Defense	.409	.467
Three-Point Field Goal Percentage	.222	.269
Three-Point Field Goal Percentage Defense	.306	.337
Free Throw Percentage	.707	.758
Rebounding	38.3	31.8
Opponent Rebounding	35.3	40.6
Rebounding Margin	+3.0	-8.8
Assists	17.3	10.4
Turnovers	15.7	13.0
Steals	12.3	7.8
Blocks	3.3	1.2

**HEARD'S PUSH FOR THE RECORD BOOKS**

**CAREER RECORDS**

**POINTS**

16. Ebony Shaw	2000-04	1,156
17. Leah Garcia	1994-98	1,151
<b>18. Lauren Heard</b>	<b>2017-Present</b>	<b>1,117</b>
19. Vernell Armstrong	1977-80	1,102
20. Lorie Butler-Rayford	2004-08	1,033

**FIELD GOALS MADE**

8. Leah Garcia	1994-98	478
9. Amy Okonkwo	2016-19	477
10. Emily Carter	2007-11	474
-- <b>Lauren Heard</b>	<b>2017-Present</b>	<b>346</b>

**FIELD GOAL ATTEMPTS**

8. Janice Dziuk	1986-90	1,137
9. Jill Sutton	1997-01	1,087
10. Jordan Moore	2015-19	1,080
-- <b>Lauren Heard</b>	<b>2017-Present</b>	<b>951</b>

**FREE THROWS MADE**

4. Zahna Medley	2012-16	393
5. Janice Dziuk	1986-90	357
<b>6. Lauren Heard</b>	<b>2017-Present</b>	<b>344</b>
7. Adrienne Ross	2003-08	341
8. Jordan Moore	2015-19	332

**FREE THROW ATTEMPTS**

3. Jordan Moore	2015-19	524
4. Janice Dziuk	1986-90	511
<b>5. Lauren Heard</b>	<b>2017-Present</b>	<b>479</b>
6. Zahna Medley	2012-16	476
7. Adrienne Ross	2003-08	467

**ASSISTS**

6. Adrienne Ross	2003-08	387
7. Moneka Knight	2004-08	348
<b>8. Lauren Heard</b>	<b>2017-Present</b>	<b>308</b>
9. Amy Sutton	1997-2001	304
Leah Garcia	1994-98	304

**STEALS**

9. Lorie Butler-Rayford	2004-08	183
10. Veja Hamilton	2012-16	177
Teresia Hudson	1985-88	177
-- <b>Lauren Heard</b>	<b>2017-Present</b>	<b>171</b>





## BIG 12 STANDINGS

TEAM	BIG 12	PCT.	H	A	Streak	OVERALL PCT.	H	A	N	Streak	
Iowa State	1-0	1.000	0-0	1-0	W1	2-2	0.500	1-1	1-1	0-0	L1
West Virginia	0-0	0.000	0-0	0-0	---	4-0	1.000	2-0	0-0	2-0	W4
Kansas	0-0	0.000	0-0	0-0	---	3-1	0.750	3-0	0-1	0-0	W1
Oklahoma State	0-0	0.000	0-0	0-0	---	3-1	0.750	3-1	0-0	0-0	W1
Texas	0-0	0.000	0-0	0-0	---	3-1	0.750	3-1	0-0	0-0	L1
Baylor	0-0	0.000	0-0	0-0	---	2-1	0.667	1-0	1-1	0-0	L1
Kansas State	0-0	0.000	0-0	0-0	---	2-1	0.667	1-1	1-0	0-0	W1
TCU	0-1	0.000	0-1	0-0	L1	2-1	0.667	2-1	0-0	0-0	L1
Texas Tech	0-0	0.000	0-0	0-0	---	2-1	0.667	2-1	0-0	0-0	L1
Oklahoma	0-0	0.000	0-0	0-0	---	0-2	0.000	0-1	0-1	0-0	L2

## BIG 12 PRESEASON HONORS

## PRESEASON PLAYER OF THE YEAR

NaLyssa Smith, Baylor, F, 6-2, Jr., Converse, Texas

## PRESEASON NEWCOMER OF THE YEAR

DiJonai Carrington, Baylor, G, 5-11, Gr., San Diego, Calif.

## PRESEASON FRESHMAN OF THE YEAR

Sarah Andrews, Baylor, G, 5-6, Irving, Texas

## PRESEASON ALL-BIG 12 TEAM

Queen Egbo, Baylor  
 DiDi Richards, Baylor  
 NaLyssa Smith\*, Baylor  
 Ashley Joens, Iowa State  
 Ayoka Lee, Kansas State  
 Taylor Robertson, Oklahoma  
 Natasha Mack, Oklahoma State

## Lauren Heard, TCU

Charli Collier, Texas  
 Vivian Gray, Texas Tech

## HONORABLE MENTION

Kristin Scott (Iowa State), Zakiyah Franklin (Kansas), Holly Kersgieter (Kansas), Rachel Ranke (Kansas State), Ana Llanusa (Oklahoma), Madi Williams (Oklahoma), Celeste Taylor (Texas), Chrislyn Carr (Texas Tech), Kysre Gondrezick (West Virginia) and Kari Niblack (West Virginia).

## BIG 12 PRESEASON POLL

- Baylor (9) 81
- Texas (1) 73
- Iowa State 69
- Kansas State 50
- West Virginia 45
- Texas Tech 36
- Oklahoma 33
- Oklahoma State 26
- TCU 23**
- Kansas 14

## BIG 12 PLAYERS OF THE WEEK

DATE	PLAYER	SCHOOL
Nov. 30	Charli Collier	Texas
Dec. 7	Ashley Joens	Iowa State


## TCU HONOR ROLL

## LAUREN HEARD

Preseason All-Big 12	Oct. 21
Lieberman Watch List	Nov. 9
Naismith Trophy Watch List	Nov. 17
TCU Student-Athlete of the Week	Dec. 2

## BIG 12 FRESHMAN OF THE WEEK

DATE	PLAYER	SCHOOL
Nov. 30	Ioanna Chatzileonti	Kansas
Dec. 7	Ioanna Chatzileonti	Kansas



**ED & RAE SCHOLLMAYER ARENA | OPENED 2015-16**



**TCU INSIDE SCHOLLMAYER ARENA**

YEAR	NC	B12	PS	OVA	PCT.
2020-21	2-0	0-1	0-0	2-1	.667
2019-20	7-0	6-3	0-0	13-3	.812
2018-19	8-0	6-3	3-0	17-3	.850
2017-18	6-1	5-4	2-0	13-5	.722
2016-17	8-1	3-6	0-0	11-7	.611
2015-16*	1-0	5-4	2-0	8-4	.667
	<b>32-2</b>	<b>25-21</b>	<b>7-0</b>	<b>64-23</b>	<b>.735</b>

\* - **First Game:** \_\_\_\_\_ Dec. 20, 2015  
TCU 76, Southern Utah 47

NC - Non-Conference  
B12 - Big 12 Conference  
PS - Postseason

Previously known as the Daniel-Meyer Coliseum, the facility underwent a \$72 million renovation that was completed during the 2015-16 season. The Schollmaiers provided the lead gift of \$10 million. The Daniel-Meyer name is still prominent as the entire area is known as the Daniel-Meyer Athletic Complex.

The TCU men's and women's basketball programs received new locker rooms and team meeting rooms as well as an expanded sports medicine center. There is also locker rooms for visiting teams and a new video board.

The new building facade for the Ed and Rae Schollmaier Arena architecturally complements Amon G. Carter Stadium and the TCU campus. The interior has a lower playing surface to increase courtside seating and provide a more intimate atmosphere. Wider concourses and multiple public entries have helped ease congestion. The fan experience is further enhanced by new concession stands, a food court and restrooms as well as increased points of sale. A new courtside club lounge is also located on floor level. The facility also includes offices for the athletics administrative staff as well as coaches in various sports, allowing the Ed and Rae Schollmaier Arena to be the hub of TCU Athletics.

Additional features of the Ed and Rae Schollmaier Arena are the Jane & John Justin TCU Athletics Hall of Fame on the concourse level, offices for Olympic sports and administration and a larger main ticket office to support the arena and Amon G. Carter Stadium.

**ED AND RAE SCHOLLMAYER HISTORY**

Ed Schollmaier is the retired CEO of Alcon Laboratories, Inc., while the late Rae Schollmaier was a dedicated civic volunteer. Through the Schollmaier Foundation, they are longtime philanthropic leaders in Fort Worth.

A TCU Trustee since 1996, Ed Schollmaier chaired the Building and Grounds Committee and served on the Executive, Fiscal Affairs and Intercollegiate Athletics committees, as well as the Committee on Trusteeship.

Ed Schollmaier was a member of the Neeley School International Board of Visitors and the recipient of Neeley's Ike Harrison Award. He has been recognized as an Honorary Alumnus and an Honorary TCU Letterman. Rae Schollmaier served on the College of Fine Arts International Board of Visitors, the Fine Arts Task Force of The Commission on the Future of TCU and the KinderFrogs School Advisory Board. For their service and generous support, the Schollmaiers were honored with TCU's Horizon Award and the Royal Purple Award.

The Schollmaiers have also supported TCU Athletics through the Ed and Rae Schollmaier Basketball Complex, which opened in 2004.





## HEAD COACH | RAEGAN PEBLEY | 7TH SEASON



Raegan Pebley is in her seventh season as TCU women's basketball head coach in 2020-21. Pebley led the Horned Frogs to four postseason appearances in her first five seasons, including WNIT Semifinals appearances in both 2017-18 and 2018-19. The 2019-20 squad was on the way to making a postseason

appearance prior to the NCAA Tournament being canceled due to the COVID-19 pandemic.

Pebley (pronounced Pee-blee) has had the Frogs on an upward trend over the past three seasons, as their 69 total wins during that stretch are ranked third among all Big 12 teams while its 32 conference victories also rank third.

The 2019-20 campaign saw the Frogs register a 22-7 overall record and a 13-5 mark in Big 12 play. It marked Pebley's third-consecutive 20-win season, while the 13 Big 12 wins rank most in school history. It also matches the most conference wins for TCU in any league (2000-01, WAC; 2007-08 and 2010-11, MWVC). TCU would go onto finish second-place in the Big 12 standings - the highest finish for the Frogs since joining the league in 2012-13.

The Frogs have been on an upward trend over the past three seasons. TCU notched a 24-11 record in 2018-19, coming up just one-win shy of the school's record 25 victories (2000-01, 2003-04). In addition, TCU also set program records with 17 home victories in 2018-19 and the 13 Big 12 Conference wins this past season. The Horned Frogs also managed to register its most road wins in the Pebley era, notching nine victories on the road in 2019-20.

TCU collected its first national ranking in 10 years during the 2017-18 campaign, as well, coming in as high as No. 22. The Frogs then made its way back into the WBCA Top-25 rankings during the 2019-20 season, coming in at No. 25, the week of Feb. 25.

TCU ranked among the Big 12's top teams this past season, ranking first in free throw attempts (621), third in free throws made (417), second in steals (274), first in steals per game (9.4), second in opponent three-point percentage (.273), and first in forced turnovers (18.62). Three different Horned Frogs would go onto earn All-Big 12 honors, giving TCU at least two players on the All-Big 12 team in four of its six seasons as a member of the Big 12 Conference.

Lauren Heard became just the third Horned Frog in program history to be named to the All-Big 12 First Team, joining Zahna Medley (2014, 2015, 2016) and Jordan Moore (2019). Kianna Ray would earn second team honors and Jayde Woods was named honorable mention. A total of 14 players have earned All-Big 12 honors under Pebley.

The 2019-20 campaign also saw Pebley record her 100th victory on the sidelines at TCU. She is just the second coach in school history to boast at least 100 victories at the helm of the Horned Frogs basketball program.

The Frogs went on a tear in the postseason for a second-consecutive year in 2018-19, winning four games in the WNIT before falling on the road to eventual champion Arizona in the semifinals. Pebley's squad dominated the early rounds of the tournament, winning its first four games by an average of 17 points, including three victories at home and an impressive road win at Arkansas.

TCU finished among the top-three teams in the Big 12 in several statistical categories in 2018-19, including scoring defense, blocked shots, assists, turnover margin and steals. The Frogs finished eighth in the NCAA in both total blocked shots (189) and blocked shots per game (5.4) and led the Big 12 in total steals (331), steals per game (9.5) and turnovers forced per game (17.34).

The 2018-19 season was a continuation of a successful

climb for TCU under Pebley. The Frogs won 18 games in each of her first two seasons with a WNIT Second Round appearance in 2014-15 followed by appearances in the WNIT Third Round and Semifinals in 2015-16 and 2017-18, respectively. TCU's WNIT victory in 2015 was its first postseason win in seven years.

During the 2017-18 campaign, the Frogs earned their first national ranking since 2010, claiming a spot in the top-25 for three weeks. The ranking came in the midst of a seven-game Big 12 winning streak, the Frogs' best conference winning streak since 2008. During the streak, the Frogs beat No. 7 Texas then knocked off No. 15 West Virginia on the road, marking just the second time in program history TCU won back-to-back games against ranked teams.

The Frogs went on to finish 9-9 in the Big 12 in 2017-18, capping the regular season with a win over Oklahoma in the Big 12 Championship quarterfinal and advancing to the first semifinal since the Frogs joined the Big 12.

TCU then played in its third WNIT under Pebley and made a deep run in the tournament, advancing to the semifinal where the Frogs fell on the road to eventual champion Indiana. Along the way, TCU won four games in the tournament, including a pair of road wins, pushing TCU's total to 10 wins away from home in 2017-18, the program's most since 2004-05.

In 2017-18, TCU was the only Big 12 team to finish in the Big 12's top three in field goal, 3-point and free throw percentage. The Frogs averaged 74.8 points and 16.5 assists per game, both the second best in program history, and posted a program-best 1.1 assist-turnover ratio.

Individually, numerous players have flourished in Pebley's system, perhaps none more than TCU's all-time leading scorer, Medley who earned three All-Big 12 First Team honors in her career - two under Pebley - and was the first three-time all-conference first team selection in program history.

Medley finished her career with TCU bests of 1,975 career points, a 15.6 points per game scoring average and 316 made 3-pointers. She finished second in TCU history with 633 made field goals and 510 assists.

Moore's progression throughout her TCU career is indicative of Pebley's teaching ability. The Round Rock, Texas, native finished her career as TCU's all-time leader in field goal percentage, shooting 54.7 percent in her four years in Fort Worth, as well as the single-season leader after shooting 59.0 percent in her senior campaign. She also finished seventh in the TCU record book with 1,514 points, second with 892 rebounds and third with 243 blocks.

Additionally, the Frogs have won both of their Big 12 individual awards under Pebley, most recently with Okonkwo earning the Sixth Man Award in 2017-18. Chelsea Prince was named the Big 12 Defensive Player of the Year in 2014-15, marking the fourth-straight such selection under Pebley.

Off the court, the Frogs have seen incredible success under Pebley. In her six seasons, TCU student-athletes have earned 27 Academic All-Big 12 honors, that after earning just four in the two years prior to Pebley's arrival.

Included in the 27 selections is a record four first-team selections in 2019-20. Jada Butts was one of the 2016-17 first team selections and became the first Frog to earn Academic All-Big 12 honors in four straight years, while Ray followed in her footsteps, taking home all-academic honors from 2016-20.

Pebley has not only served TCU, but also the women's basketball community as a whole. She is a member of the Kay Yow Cancer Fund Board of Directors, helping guide the Fund's mission to extend and improve the lives of all women battling cancer by raising money for research and assisting the underserved.

## PEBLEY'S TIMELINE

1997-99:	George Mason	Assistant Coach
1999-2001:	Colorado State	Assistant Coach
2002-12:	Utah State	Head Coach
2012-14:	Fresno State	Head Coach
2014-present:	TCU	Head Coach

## COACHING HIGHLIGHTS

## HONORS (AT TCU)

- ▶ Four WNIT appearances
- ▶ 11 postseason wins
- ▶ 14 All-Big 12 selections
- ▶ Big 12 Defensive Player of the Year
- ▶ Big 12 Sixth Man of the Year
- ▶ 26 Academic All-Big 12 selections

## HONORS (PRIOR TO TCU)

- ▶ Seven NCAA Tournaments (two as head coach, one as assistant coach, four as player)
- ▶ 12 overall postseason appearances (NCAA and WNIT)
- ▶ WBCA National Coach of the Year Finalist (2001)
- ▶ WAC Coach of the Year (2001)
- ▶ Rebuilt Utah State program that was reinstated in 2003 after 25-year hiatus

## PLAYING HIGHLIGHTS

- ▶ 106-24 record, four NCAA Tournament appearances in four seasons at Colorado
- ▶ Elite Eight appearance as sophomore
- ▶ Two Sweet Sixteen appearances
- ▶ Finished all four seasons ranked in Associated Press Top 25; two AP top-five finishes
- ▶ 1,045 career points, 701 career rebounds
- ▶ Two-time all-conference, including second-team All-Big 12 in 1997
- ▶ 21st overall selection in 1997 WNBA Draft (Utah Starzz)
- ▶ Played in WNBA's first two seasons (Utah Starzz, Cleveland Rockers)

## COACHING RECORD

YEAR	SCHOOL	OVERALL	CONF	FINISH
2003-04	Utah State	5-22	5-13	T-8th
2004-05	Utah State	14-14	9-9	6th
2005-06	Utah State	3-24	2-14	9th
2006-07	Utah State	11-18	7-9	6th
2007-08	Utah State	9-20	5-11	7th
2008-09	Utah State	16-15	9-7	T-5th
2009-10	Utah State	13-17	5-11	7th
2010-11	Utah State	18-15	10-6	3rd
2011-12	Utah State	21-10	11-3	2nd
2012-13	Fresno State	24-9	13-3	2nd
2013-14	Fresno State	22-11	13-5	2nd
2014-15	TCU	18-14	9-9	T-3rd
2015-16	TCU	18-165	8-10	T-6th
2016-17	TCU	12-18	4-14	9th
2017-18	TCU	23-13	9-9	5th
2018-19	TCU	24-11	10-8	6th
2019-20	TCU	22-7	13-5	2nd
2020-21	TCU	2-1	0-1	-

SCHOOL	YEARS	OVERALL	CONF
Utah State	9	110-155	63-94
Fresno State	2	46-20	26-8
TCU	7	119-79	53-56
	<b>18</b>	<b>275-254</b>	<b>142-158</b>



She is also a member of the Women's Basketball Coaches Association (WBCA) Board of Directors, helping the Association's mission to improve and advance the game of women's basketball.

TCU officially announced the hiring of Pebley as the program's seventh head coach on April 1, 2014.

Pebley arrived at TCU after spending the previous two seasons at Fresno State where she led the Bulldogs to Mountain West tournament titles and berths into the NCAA Tournament in each of her two seasons. Fresno State compiled a 46-20 (.697) overall record under the direction of Pebley, including a 26-8 (.765) mark in league play, while four Bulldogs earned All-Mountain West honors, including back-to-back Defensive Player of the Year selections.

Pebley's Fresno State squads featured one of the top defensive units in the country, as the 2012-13 Bulldogs ranked third in the NCAA in steals with 12.9 per game, doing so while only fouling 12.1 times per game to rank No. 7 nationally for the fewest fouls committed per game. The Bulldogs allowed a paltry 62.4 points per contest in the two seasons under Pebley.

The Orem, Utah, native faced a tall task in her first head coaching position, starting the Utah State women's basketball program after its reinstatement in 2003 following a 25-year hiatus. Pebley led the Aggies for nine seasons, building the program from scratch into back-to-back WNIT berths, marking the first postseason appearances in school history.

Pebley garnered WAC Coach of the Year accolades for the 2010-11 season after the Aggies advanced to their first WNIT, where they toppled Arizona, and was a WBCA National Coach of the Year finalist in 2012 after Utah State registered its first-ever 20-win season and returned to the WNIT.

In her nine seasons at Utah State, 12 Aggies earned all-conference honors, including Ashlee Brown, who was named the WAC Defensive Player of the Year in 2012, the first of four straight student-athletes to earn the league's top defensive awards under Pebley. Before taking over the Utah State program, Pebley served as an assistant coach at George Mason from 1997-99 under Jim Lewis and Debbie Taneyhill and at Colorado State from 1999-01 under Tom Collen.

At CSU, the Rams went 48-17 in her two seasons with the team reaching the second round of the NCAA Tournament in 2001 and the semifinals of the WNIT in 2000.

A standout at the University of Colorado, Pebley was selected with the 21st overall pick of the inaugural WNBA Draft in 1997, where she played two seasons with the Cleveland Rockers and Utah Starzz. She has since returned to a role within the league as she regularly serves as the color analyst on television broadcasts for the Dallas Wings.

During her collegiate career at Colorado, Pebley helped lead the Buffs to a 106-24 overall record and four conference championships, including winning the inaugural Big 12 tournament title in 1997. In her career, Pebley earned all-conference accolades twice, including a second team All-Big 12 selection in 1997. She is the first former All-Big 12 selection to return to coach in the league.

CU made two Sweet 16 appearances during her career, including a trip to the Elite Eight during her sophomore season, as the Buffs won a school-record 30 games (30-3 overall). Colorado won 25-straight games that season and finished the year ranked No. 2 in the final AP poll.

Pebley, whose maiden name is Scott, was one of nine players in CU history to score over 1,000 career points (1,045) and collect over 700 rebounds (701). Pebley played under legendary head coach Ceal Barry who was a 2018 inductee into the Women's Basketball Hall of Fame.

Pebley and her husband, Keith, have one son, Joseph, and one daughter, Harper.

## PEBLEY VS. OPPONENTS

Air Force	5-1	North Dakota State	1-1
Alabama	1-0	Northern Arizona	4-0
Alcorn State	2-0	Northern Colorado	0-2
American	0-1	Northwestern State	1-0
Arizona	2-1	Ohio	1-0
Arkansas	1-0	<b>Oklahoma</b>	<b>6-7</b>
Army	2-0	<b>Oklahoma State</b>	<b>6-6</b>
Asbury	1-0	Ole Miss	1-0
Auburn	1-0	<b>Oral Roberts</b>	<b>1-0</b>
<b>Baylor</b>	<b>0-13</b>	Oregon	0-1
Boise State	13-9	Pacific	2-5
Bowling Green	0-1	Pepperdine	0-1
Butler	1-1	Portland	3-3
BYU	0-7	Portland State	0-2
Cal Maritime	1-0	Prairie View A&M	3-0
Cal Poly	3-1	Robert Morris	1-0
Cal State Bakersfield	1-0	Saint Louis	0-2
Cal State Fullerton	2-3	Saint Mary's	2-0
Cal State Northridge	4-1	Sam Houston State	4-0
California	0-1	San Diego	0-1
<b>Central Arkansas</b>	<b>1-0</b>	San Diego Christian	1-0
Cincinnati	1-0	San Diego State	4-2
Colgate	1-0	San Francisco	2-2
Colorado	0-1	San Jose State	12-4
Colorado State	4-2	Santa Clara	1-1
Cornell	1-0	Seton Hall	0-1
Dixie State	0-1	South Dakota	1-0
Duquesne	1-0	Stephen F. Austin	2-0
Eastern Michigan	1-0	SMU	6-0
Eastern Washington	2-0	South Dakota State	1-1
Fresno State	2-14	Southeastern Louisiana	1-0
Georgia	0-1	Southern	1-0
Grambling	2-0	Southern Miss	0-1
Hampton	1-0	Southern Utah	6-1
Hawaii	6-8	Stanford	0-2
Houston Baptist	1-0	<b>Texas</b>	<b>3-11</b>
Idaho	11-10	Texas A&M	0-6
Idaho State	2-7	Texas Southern	2-0
Illinois	0-1	Texas State	3-0
<b>Incarnate Word</b>	<b>2-0</b>	<b>Texas Tech</b>	<b>8-5</b>
Indiana	0-1	UC Irvine	4-3
<b>Iowa State</b>	<b>8-6</b>	UC Merced	1-0
IPFW	0-1	UC Riverside	3-2
<b>Kansas</b>	<b>11-2</b>	UC Santa Barbara	0-4
<b>Kansas State</b>	<b>7-5</b>	ULM	1-0
<b>Lamar</b>	<b>2-0</b>	UNLV	6-1
Liberty	1-0	USC	1-1
Long Beach State	1-4	UT Arlington	2-0
Louisiana Tech	2-14	Utah	1-3
LSU	0-1	Utah State	1-0
Massachusetts	0-1	Utah Valley	5-3
McNeese	1-0	UTEP	0-1
<b>Middle Tennessee</b>	<b>0-1</b>	UTRGV	2-0
Mississippi Valley State	1-0	Washington State	1-1
<b>Missouri</b>	<b>0-0</b>	Weber State	4-4
Missouri State	2-0	<b>West Virginia</b>	<b>5-7</b>
Monmouth	0-1	Western Michigan	0-1
Montana	0-4	Wyoming	3-5
Montana State	2-4	Yale	0-1
Montana State Northern	1-0		
Montana Western	1-0		
Nevada	11-10		
New Mexico	4-0		
New Mexico State	9-6		
New Orleans	1-0		
Nebraska	0-1		
Nicholls State	1-0		
Notre Dame	0-2		

## 2020-21 Opponents in Bold



## TCU RECORD BREAKDOWN

	2020-21 RECORD	PEBLEY ERA
Overall	2-1	119-79
Big 12	0-1	53-56
Home	2-1	86-27
Away	0-0	30-45
Neutral	0-0	4-7
vs Top 25	0-1	8-40
vs Top 10	0-0	1-20
Overtime games	0-0	1-1
November	2-0	34-7
December	0-1	24-12
January	0-0	27-24
February	0-0	22-25
March	0-0	15-11
April	0-0	0-1

## SCORING

TCU leads after 1st quarter	1-0	69-22*
Opponent leads after 1st quarter	1-1	28-39*
Tied after 1st quarter	0-0	4-4*
TCU leads at halftime	1-0	98-14
Opponent leads at halftime	1-1	20-59
Tied at halftime	0-0	1-6
TCU leads after 3rd quarter	2-0	87-10*
Opponent leads after 3rd quarter	0-1	14-54*
Tied after 3rd quarter	0-0	0-1*
TCU scores less than 60	0-0	8-23
TCU scores 60-69	1-1	22-27
TCU scores 70-79	0-0	46-25
TCU scores 80+	1-0	43-4
Opponent scores less than 60	2-0	53-3
Opponent scores 60-69	0-0	43-11
Opponent scores 70-79	0-0	20-29
Opponent scores 80+	0-1	4-36
Games decided by 6 points or less	0-0	28-20

## REBOUNDING

TCU out-rebounds opponent	2-0	79-8
Opponent has equal/more rebounds	0-1	40-71

## FIELD GOALS

TCU has higher FG%	2-0	92-10
TCU has lower FG%	0-1	27-69
TCU shoots higher than 40%	2-0	94-25
TCU shoots lower than 40%	0-1	25-53
Opponent shoots higher than 40%	1-1	42-73
Opponent shoots lower than 40%	1-0	77-6

## THREE-POINT FIELD GOALS

TCU makes 7 or more 3-pointers	0-0	75-36
TCU makes 6 or fewer 3-pointers	2-1	44-43
TCU has higher 3PT FG%	0-0	86-22
TCU has lower 3PT FG%	2-1	33-57

## FREE THROWS

TCU attempts more FT's	2-1	84-23
TCU attempts equal/fewer FT's	0-0	35-56

\* - Does not include 2014-15 season when only halves were played

## TCU PERFORMANCE LIST

SCORING LEADER	20-21	CAREER
Lauren Heard	1	23
Yummy Morris	1	2
Tavy Diggs	1	1
Michelle Berry	-	1

REBOUNDING LEADER	20-21	CAREER
Lauren Heard	-	18
Yummy Morris	1	7
Michelle Berry	1	7
Tavy Diggs	1	1

ASSISTS LEADER	20-21	CAREER
Lauren Heard	3	37

10+ POINTS	20-21	CAREER
Lauren Heard	3	46
Yummy Morris	1	7
Michelle Berry	1	4
Aahliyah Jackson	1	1
Tavy Diggs	1	1

15+ POINTS	20-21	CAREER
Lauren Heard	3	27
Yummy Morris	1	2
Michelle Berry	1	3
Tavy Diggs	1	1

20+ POINTS	20-21	CAREER
Lauren Heard	1	17
Yummy Morris	1	1

3+ 3-POINTERS	20-21	CAREER
Lauren Heard	-	7
Michelle Berry	-	1

10+ REBOUNDS	20-21	CAREER
Lauren Heard	-	6
Michelle Berry	-	3

15+ REBOUNDS	20-21	CAREER
Lauren Heard	-	1

5+ ASSISTS	20-21	CAREER
Lauren Heard	3	23

10+ ASSISTS	20-21	CAREER
-	-	-

3+ STEALS	20-21	CAREER
Lauren Heard	2	23
Caroline Germond	2	2
Michelle Berry	-	2
Yummy Morris	-	1
Aahliyah Jackson	1	1

3+ BLOCKS	20-21	CAREER
Yummy Morris	1	6

DOUBLE-DOUBLES	20-21	CAREER
Lauren Heard	-	4
Michelle Berry	-	2

**TCU 2020-21 HIGHS/LOWS****MOST 1ST QUARTER POINTS**

TCU	20	vs Central Arkansas, 11/28/20
OPP	28	vs Iowa State, 12/02/20

**FEWEST 1ST QUARTER POINTS**

TCU	10	vs Iowa State, 12/02/20
OPP	12	vs Central Arkansas, 11/28/20

**MOST 2ND QUARTER POINTS**

TCU	21	vs Incarnate Word, 11/25/20
OPP	26	vs Iowa State, 12/02/20

**FEWEST 2ND QUARTER POINTS**

TCU	6	vs Central Arkansas, 11/28/20
OPP	16	vs Incarnate Word, 11/25/20

**MOST FIRST HALF POINTS**

TCU	38	vs Incarnate Word, 11/25/20
OPP	54	vs Iowa State, 12/02/20

**FEWEST FIRST HALF POINTS**

TCU	26	vs Central Arkansas, 11/28/20
OPP	31	vs Central Arkansas, 11/28/20

**MOST 3RD QUARTER POINTS**

TCU	24	vs Central Arkansas, 11/28/20
OPP	21	vs Iowa State, 12/02/20

**FEWEST 3RD QUARTER POINTS**

TCU	20	vs Iowa State, 12/02/20
OPP	10	vs Central Arkansas, 11/28/20

**MOST 4TH QUARTER POINTS**

TCU	23	vs Incarnate Word, 11/25/20
OPP	16	vs Iowa State, 12/02/20

**FEWEST 4TH QUARTER POINTS**

TCU	15	vs Central Arkansas, 11/28/20
OPP	7	vs Central Arkansas, 11/28/20

**MOST POINTS IN A GAME**

TCU	84	vs Incarnate Word, 11/25/20
OPP	91	vs Iowa State, 12/02/20

**FEWEST POINTS IN A GAME**

TCU	65	vs Central Arkansas, 11/28/20
OPP	48	vs Central Arkansas, 11/28/20

**BIGGEST WIN MARGIN**

TCU	25	vs Incarnate Word, 11/25/20
OPP	23	vs Iowa State, 12/02/20

**CLOSEST WIN MARGIN**

TCU	17	vs Central Arkansas, 11/28/20
OPP	23	vs Iowa State, 12/02/20

**SPECIALTY STATISTICS COMPARISON**

OPPONENT	OFF T/O	IN PAINT	2ND-CHANCE	FAST BREAK	BENCH
INCARNATE WORD	33-7	60-16	11-3	20-12	16-29
CENTRAL ARKANSAS	29-13	32-24	3-7	8-7	17-21
IOWA STATE	12-17	34-38	8-17	9-12	24-28
at Missouri	-	-	canceled	-	-
LAMAR					
MIDDLE TENNESSEE					
at Texas Tech					
ORAL ROBERTS					
BAYLOR					
OKLAHOMA STATE					
at Oklahoma					
at Kansas State					
KANSAS					
at Texas					
TEXAS TECH					
at Baylor					
WEST VIRGINIA					
at Oklahoma State					
at Kansas					
KANSAS STATE					
at Iowa State					
TEXAS					
at West Virginia					
OKLAHOMA					

**TCU STARTERS**

OPPONENT	G	G	G/F	F	F/C	RECORD
INCARNATE WORD	Heard	Germond	Jackson	Berry	Y. Morris	1-0
CENTRAL ARKANSAS	Heard	Germond	Jackson	Berry	Y. Morris	2-0
IOWA STATE	Heard	Germond	Jackson	Berry	Y. Morris	2-1
at Missouri						
LAMAR						
MIDDLE TENNESSEE						
at Texas Tech						
ORAL ROBERTS						
BAYLOR						
OKLAHOMA STATE						
at Oklahoma						
at Kansas State						
KANSAS						
at Texas						
TEXAS TECH						
at Baylor						
WEST VIRGINIA						
at Oklahoma State						
at Kansas						
KANSAS STATE						
at Iowa State						
TEXAS						
at West Virginia						
OKLAHOMA						



## THE LAST TIME

## ... A TCU TEAM

Scored 100+ points	W, 112-62 vs. Southeastern La. (12/10/17)
Scored 100+ points in non-overtime game	W, 112-62 vs. Southeastern La. (12/10/17)
Scored 100+ points in a conference game	W, 100-96 (4OT) at Utah (2/10/10)
Scored 100+ points in a Big 12 game	None
Scored 90+ points	W, 96-71, vs. Oklahoma (03/04/20)
Scored 90+ points in a conference game	W, 96-71, vs. Oklahoma (03/04/20)
Played an overtime game	W, 76-74 (OT) at West Virginia (1/13/18)
Won an overtime game	W, 76-74 (OT) at West Virginia (1/13/18)
Played a two overtime game	W, 87-73 (2OT) vs. SMU (11/17/10)
Played a three overtime game	L, 111-121 (3OT) vs Hardin-Simmons (11/28/81)
Played a four overtime game	W, 100-96 (4OT) at Utah (2/10/10)
Played consecutive overtime games	None
Held a team to 40 points or less	W, 49-37, vs. Oklahoma State (02/23/20)
Held a team to 20 points or less in a half	17 (2nd Half), vs. Central Arkansas (11/28/20)
Shot 60+ percent FG	60.8 (31-51), vs Lamar (3/15/18)
Shot 60+ percent FG in a half	60.0 (21-35) 1st Half, at Kansas (02/08/20)
Held a team to 20 percent FG	15.7 (8-of-51), vs Sam Houston State (11/15/16)
Held a team to 20 percent FG in a half	18.9 (7-of-37) (1st Half), vs Kansas State (02/01/20)
Made 10+ 3-pointers	11, vs. Oklahoma (03/04/20)
Made 15+ 3-pointers	18, vs. Southeastern La. (12/10/17)
Did not make a 3-pointer	(0-of-9), vs UTRGV (1/5/12)
Held a team to zero 3-pointers	<i>Active streak of 278 games with a 3-pointer</i> (0-of-1), at LSU (12/4/16)
Shot 90 percent FT (min. 10 att.)	92.0 (23-of-25), at Arkansas (3/28/19)
Attempted 35+ free throws	39, vs Oklahoma (3/3/18)
Made 30+ free throws	32, vs Oklahoma (3/3/18)
Had 30+ assists	33, vs. Southeastern La. (12/10/17)
Had 25+ assists	29, vs. Oklahoma (03/04/20)
Forced 30+ turnovers	30, vs Alcorn State (12/29/18)
Forced 25+ turnovers	28, vs Kansas State (02/01/20)
Had 20+ steals	21, vs Incarnate Word (11/25/20)
Had 15+ steals	21, vs Incarnate Word (11/25/20)
Had 15+ blocks	19, vs UAB (1/16/05)* *NCAA Record
Had 10+ blocks	10, vs Montana State (12/8/18)
Overcame a 10-point deficit to win	at Kansas State (02/19/20)
Overcame a 15-point deficit to win	Trailed by 12, 31-19, with 7:36 left in 3Q, won 54-52 at Texas Tech (2/6/19)
Overcame a 20-point deficit to win	Trailed by 15, 50-35, with 4:29 left in 3Q, won 70-63 vs Iowa State (1/7/15)
Had six players score in double figures	Trailed by 24, 51-27, with 16:21 left in second half, won 86-84 vs Texas Tech (1/7/18)
Had five players score in double figures	Jordan Moore (18), Amy Okonkwo (17), Kianna Ray (13), Toree Thompson (13), Lauren Heard (12), Amber Ramirez (10) at Oklahoma (01/19/20)
Had two players score 20+ points	Jayde Woods (18), Lauren Heard (13), Adeola Akomolafe (16), Jaycee Bradley (10), Kianna Ray (18) vs Incarnate Word (11/25/20)
Had three players score 20+ points	Yummy Morris (26), Lauren Heard (22) vs Stephen F. Austin (3/19/15)
Had two players record double-doubles	Jada Butts (21), Veja Hamilton (21), Chelsea Prince (20) at Arizona (04/03/19)
Beat a ranked team	Amy Okonkwo (22 pts, 11 reb), Jordan Moore (11 pts, 10 reb) W, 73-60, vs #25 West Virginia (01/26/20)
Beat a top-10 team	W, 79-77, vs #7 Texas (1/10/18)
Beat a top-5 team	W, 82-73, at #3 California (12/7/08)
Beat a ranked team on the road	W, 65-63, at #25 Texas (01/03/20)
Won consecutive games against ranked team	W, 76-74 (OT), at #15 West Virginia (1/13/18), W, 79-77, vs #7 Texas (1/10/18)
Was ranked in AP Poll	No. 25 (02/24/20)
Was ranked in Coaches Poll	No. 25 (02/24/20)
Highest AP Poll ranking	13th (02/23/04)
Highest Coaches Poll ranking	15th (03/01/04)
Received votes in AP Poll	Received (11) votes (03/09/20)
Received votes in Coaches Poll	Received (7) votes (03/02/20)



## THE LAST TIME

## ... A TCU PLAYER

Scored 40+ points	43, Emily Carter vs. SMU (11/17/10)
Scored 30+ points	36, Amy Okonkwo at Arkansas (03/28/19)
Scored 20+ points	Yummy Morris (26) and Lauren Heard (22), vs Incarnate Word (11/25/20)
Scored 20+ points in half	21 (2nd half), 36, Amy Okonkwo at Arkansas (03/28/19)
Scored 10+ points in 10 or more consecutive games	21, Lauren Heard at SMU (11/20/19) thru at Kansas State State (02/19/20)
Scored 10+ points in 15 or more consecutive games	21, Lauren Heard at SMU (11/20/19) thru at Kansas State State (02/19/20)
Scored 20+ points in consecutive games	3, Lauren Heard 28, at Texas Tech (03/01/20) thru 26, at West Virginia (03/07/20)
Scored 20+ points in three or more consecutive games	4, Lauren Heard 28, at Texas Tech (03/01/20) thru 22, vs Incarnate Word (11/25/20)
Scored 20+ points in five or more consecutive games	5, Sandora Irvin vs Oklahoma (12/09/04) thru vs Grambling (12/29/04)
Made 10+ field goals	10, Lauren Heard at Kansas (02/08/20)
Shot 100% FG (min. 5 att.) (2x)	last 8-of-8, Jordan Moore at West Virginia (2/16/19)
Made 8+ 3-pointers	11, Amber Ramirez vs. Southeastern La. (12/10/17)
Made 5+ 3-pointers	5, Lauren Heard at Iowa State (01/15/20)
Made 15+ free throws	16, Emily Carter vs SMU (11/17/10)
Made 10+ free throws	14, Lauren Heard [14-of-15] at Oklahoma State (12/07/19)
Had 20+ rebounds	21, Sandora Irvin vs USF (2/9/11)
Had 15+ rebounds	15, Lauren Heard vs. Oklahoma State (02/23/20)
Had a double-double	Kianna Ray [18 points, 12 rebounds], vs. Oklahoma (03/04/20)
Had consecutive double-doubles	3, Amy Okonkwo 36 pts, 14 reb at Arkansas (3/28/19) thru (22 pts, 11 reb) at Arizona (04/03/19)
Had double-double in three or more consecutive games	3, Amy Okonkwo 36 pts, 14 reb at Arkansas (3/28/19) thru (22 pts, 11 reb) at Arizona (04/03/19)
Had double-double in four or more consecutive games	4, Sandora Irvin at Utah (12/19/04) thru vs UT Arlington (1/2/05)
Had double-double in five or more consecutive games	15, Sandora Irvin vs Cincinnati (1/25/04) thru vs Georgia (3/22/04)
Had a triple-double	Helena Sverrisdottir (16 pts, 11 st, 10 reb) vs Oral Roberts (3/17/11) (Three in TCU history)
Had 13+ assists	13, Zahna Medley vs Oklahoma (1/9/13)
Had 10+ assists	10, Kianna Ray vs Duquesne (11/6/18)
Had 7+ steals	8, Lauren Heard at West Virginia (2/16/19)
Had 5+ steals	6, Caroline Germond, vs Incarnate Word (11/25/20)
Had 10+ blocks	10, Latrica Lovings vs Stephen F. Austin (12/4/13)
Had 5+ blocks	5, Jordan Moore vs Kansas State (2/23/19)
Played every minute in a game	Kianna Ray, at Texas Tech (03/01/20)
Played more than 40 min.	Chelsea Prince (42), Jada Butts (41), Zahna Medley (42) and Natalie Ventress (41) vs Southern Miss (3/22/15)



# CAROLINE GERMOND

5-7 | G | JR.

ANGERS, FRANCE | SOUTH PLAINS COLLEGE

# 0



## 2020-21 GAME-BY-GAME STATISTICS

DATE	OPPONENT	MIN	FG	%	3FG	%	FT	%	O	D	T	PF	A	TO	B	S	PT
N25	Incarnate Word	28	4-12	.333	1-4	.250	0-0	.000	0	2	2	4	3	1	0	6	9
N28	Central Arkansas	25	1-5	.200	1-3	.333	0-0	.000	1	0	1	3	2	2	0	3	3
D2	Iowa State	28	2-5	.400	1-3	.333	1-2	.500	1	2	3	3	4	0	0	1	6
D9	Lamar																
D13	Middle Tennessee																
D19	at Texas Tech																
D22	Oral Roberts																
J2	Baylor																
J6	Oklahoma State																
J9	at Oklahoma																
J14	at Kansas State																
J17	Kansas																
J20	at Texas																
J23	Texas Tech																
J26	at Baylor																
J30	West Virginia																
F3	at Oklahoma State																
F6	at Kansas																
F10	Kansas State																
F13	at Iowa State																
F17	Texas																
F20	at West Virginia																
F24	at Oklahoma																

## SEASON/CAREER HIGHS

### POINTS

2020-21:	9	Incarnate Word (11/25/20)
Career:	9	Incarnate Word (11/25/20)

### MINUTES

2020-21:	28	Incarnate Word (11/25/20)
Career:	28	Incarnate Word (11/25/20)

### FIELD GOALS

2020-21:	4	Incarnate Word (11/25/20)
Career:	4	Incarnate Word (11/25/20)

### 3-POINT FIELD GOALS

2020-21:	1 (3x)	last, Iowa State (12/02/20)
Career:	1 (3x)	last, Iowa State (12/02/20)

### FREE THROWS

2020-21:	1	Iowa State (12/02/20)
Career:	1	Iowa State (12/02/20)

### REBOUNDS

2020-21:	3	Iowa State (12/02/20)
Career:	3	Iowa State (12/02/20)

### ASSISTS

2020-21:	4	Iowa State (12/02/20)
Career:	4	Iowa State (12/02/20)

### BLOCKS

2020-21:	--	--
Career:	--	--

### STEALS

2020-21:	6	Incarnate Word (11/25/20)
Career:	6	Incarnate Word (11/25/20)

## CAROLINE GERMOND'S CAREER STATISTICS

	GP	GS	MIN	AVG.	FG	ATT	PCT	3FG	ATT	PCT	FT	ATT	PCT	OFF	DEF	TOT	AVG.	PF	D	AST	A/G	TO	B	S	TP	AVG.
2020-21	3	3	81	27.0	7	22	.318	3	10	.300	1	2	.500	2	4	6	2.0	10	0	9	3.0	3	0	10	18	6.0
<b>TOTAL</b>	<b>3</b>	<b>3</b>	<b>81</b>	<b>27.0</b>	<b>7</b>	<b>22</b>	<b>.318</b>	<b>3</b>	<b>10</b>	<b>.300</b>	<b>1</b>	<b>2</b>	<b>.500</b>	<b>2</b>	<b>4</b>	<b>6</b>	<b>2.0</b>	<b>10</b>	<b>0</b>	<b>9</b>	<b>3.0</b>	<b>3</b>	<b>0</b>	<b>10</b>	<b>18</b>	<b>6.0</b>



# AAHLYAH JACKSON

5-10 | G | GR.

FT. SMITH, ARK. | NORTHSIDE HIGH SCHOOL (TEXAS A&M)

# 1



## 2020-21 GAME-BY-GAME STATISTICS

DATE	OPPONENT	MIN	FG	%	3FG	%	FT	%	O	D	T	PF	A	TO	B	S	PT
N25	Incarnate Word	29	2-7	.286	0-1	.000	3-3	1.000	2	1	3	1	3	2	0	3	7
N28	Central Arkansas	25	5-5	1.000	1-1	1.000	2-6	.333	1	1	2	4	2	1	1	1	13
D2	Iowa State	28	1-6	.167	1-2	.500	0-0	.000	0	4	4	2	3	2	1	0	3
D9	Lamar																
D13	Middle Tennessee																
D19	at Texas Tech																
D22	Oral Roberts																
J2	Baylor																
J6	Oklahoma State																
J9	at Oklahoma																
J14	at Kansas State																
J17	Kansas																
J20	at Texas																
J23	Texas Tech																
J26	at Baylor																
J30	West Virginia																
F3	at Oklahoma State																
F6	at Kansas																
F10	Kansas State																
F13	at Iowa State																
F17	Texas																
F20	at West Virginia																
F24	at Oklahoma																

## SEASON/CAREER HIGHS

### POINTS

2020-21:	13	Central Arkansas (11/28/20)
Career:	13	Central Arkansas (11/28/20)

### MINUTES

2020-21:	29	Incarnate Word (11/25/20)
Career:	29	Incarnate Word (11/25/20)

### FIELD GOALS

2020-21:	5	Central Arkansas (11/28/20)
Career:	5	Central Arkansas (11/28/20)

### 3-POINT FIELD GOALS

2020-21:	1 (2x)	last, Iowa State (12/02/20)
Career:	1 (4x)	last, Iowa State (12/02/20)

### FREE THROWS

2020-21:	3	Incarnate Word (11/25/20)
Career:	7	PVAMU (12/21/18)*

### REBOUNDS

2020-21:	4	Iowa State (12/02/20)
Career:	5 (2x)	at Little Rock (11/20/18)*

### ASSISTS

2020-21:	3 (2x)	last, Iowa State (12/02/20)
Career:	3 (3x)	last, Iowa State (12/02/20)

### BLOCKS

2020-21:	1 (2x)	last, Iowa State (12/02/20)
Career:	1 (5x)	last, Iowa State (12/02/20)

### STEALS

2020-21:	3	Incarnate Word (11/25/20)
Career:	3 (2x)	last, Incarnate Word (11/25/20)

\* - at Texas A&M

## AAHLYAH JACKSON'S CAREER STATISTICS (TCU STATS ONLY)

	GP	GS	MIN	AVG. FG	ATT	PCT	3FG	ATT	PCT	FT	ATT	PCT	OFF	DEF	TOT	AVG.	PF	D	AST	A/G	TO	B	S	TP	AVG.
2020-21	3	3	82	27.3	8	.444	2	4	.500	5	9	.556	3	6	9	3.0	7	0	8	2.7	5	2	4	23	7.7
<b>TOTAL</b>	<b>3</b>	<b>3</b>	<b>82</b>	<b>27.3</b>	<b>8</b>	<b>.444</b>	<b>2</b>	<b>4</b>	<b>.500</b>	<b>5</b>	<b>9</b>	<b>.556</b>	<b>3</b>	<b>6</b>	<b>9</b>	<b>3.0</b>	<b>7</b>	<b>0</b>	<b>8</b>	<b>2.7</b>	<b>5</b>	<b>2</b>	<b>4</b>	<b>23</b>	<b>7.7</b>



# AMARI CONN

5-7 | G | FR.

KANSAS CITY, MO. | LINCOLN PREP

4



## 2020-21 GAME-BY-GAME STATISTICS

DATE	OPPONENT	MIN	FG	%	3FG	%	FT	%	O	D	T	PF	A	TO	B	S	PT
N25	Incarnate Word	5	1-2	.500	0-1	.000	0-0	.000	0	1	1	0	0	1	0	0	2
N28	Central Arkansas	3	1-1	1.000	0-0	.000	0-0	.000	0	2	2	0	0	0	0	0	2
D2	Iowa State	-	-	-	-	-	-	-	DNP	-	-	-	-	-	-	-	-
D9	Lamar																
D13	Middle Tennessee																
D19	at Texas Tech																
D22	Oral Roberts																
J2	Baylor																
J6	Oklahoma State																
J9	at Oklahoma																
J14	at Kansas State																
J17	Kansas																
J20	at Texas																
J23	Texas Tech																
J26	at Baylor																
J30	West Virginia																
F3	at Oklahoma State																
F6	at Kansas																
F10	Kansas State																
F13	at Iowa State																
F17	Texas																
F20	at West Virginia																
F24	at Oklahoma																

## SEASON/CAREER HIGHS

### POINTS

2020-21: 2 (2x) last, Central Arkansas (11/28/20)

Career: 2 (2x) last, Central Arkansas (11/28/20)

### MINUTES

2020-21: 5 Incarnate Word (11/25/20)

Career: 5 Incarnate Word (11/25/20)

### FIELD GOALS

2020-21: 1 (2x) last, Central Arkansas (11/28/20)

Career: 1 (2x) last, Central Arkansas (11/28/20)

### 3-POINT FIELD GOALS

2020-21: --

Career: --

### FREE THROWS

2020-21: --

Career: --

### REBOUNDS

2020-21: 2 Central Arkansas (11/28/20)

Career: 2 Central Arkansas (11/28/20)

### ASSISTS

2020-21: --

Career: --

### BLOCKS

2020-21: --

Career: --

### STEALS

2020-21: --

Career: --

## AMARI CONN'S CAREER STATISTICS

	GP	GS	MIN	AVG. FG	ATT	PCT	3FG	ATT	PCT	FT	ATT	PCT	OFF	DEF	TOT	AVG.	PF	D	AST	A/G	TO	B	S	TP	AVG.	
2020-21	2	0	8	4.0	2	3	.667	0	1	.000	0	0	.000	0	3	3	1.5	0	0	0	0.0	1	0	0	4	2.0
<b>TOTAL</b>	<b>2</b>	<b>0</b>	<b>8</b>	<b>4.0</b>	<b>2</b>	<b>3</b>	<b>.667</b>	<b>0</b>	<b>1</b>	<b>.000</b>	<b>0</b>	<b>0</b>	<b>.000</b>	<b>0</b>	<b>3</b>	<b>3</b>	<b>1.5</b>	<b>0</b>	<b>0</b>	<b>0</b>	<b>0.0</b>	<b>1</b>	<b>0</b>	<b>0</b>	<b>4</b>	<b>2.0</b>



# YUMMY MORRIS

**6-3 | F | JR.****NORTH LITTLE ROCK, ARK. | NORTH LITTLE ROCK HIGH SCHOOL****5****2019-20 GAME-BY-GAME STATISTICS**

DATE	OPPONENT	MIN	FG	%	3FG	%	FT	%	O	D	T	PF	A	TO	B	S	PT
N25	Incarnate Word	26	12-17	.706	0-0	.000	2-2	1.000	2	4	6	3	0	1	0	2	26
N28	Central Arkansas	22	3-5	.600	0-0	.000	0-0	.000	4	5	9	2	2	2	1	1	6
D2	Iowa State	16	0-4	.000	0-0	.000	2-2	1.000	0	3	3	1	0	2	3	0	2
D9	Lamar																
D13	Middle Tennessee																
D19	at Texas Tech																
D22	Oral Roberts																
J2	Baylor																
J6	Oklahoma State																
J9	at Oklahoma																
J14	at Kansas State																
J17	Kansas																
J20	at Texas																
J23	Texas Tech																
J26	at Baylor																
J30	West Virginia																
F3	at Oklahoma State																
F6	at Kansas																
F10	Kansas State																
F13	at Iowa State																
F17	Texas																
F20	at West Virginia																
F24	at Oklahoma																

**SEASON/CAREER HIGHS****POINTS**

2020-21:	26	Incarnate Word (11/25/20)
Career:	26	Incarnate Word (11/25/20)

**MINUTES**

2020-21:	26	Incarnate Word (11/25/20)
Career:	26	Incarnate Word (11/25/20)

**FIELD GOALS**

2020-21:	12	Incarnate Word (11/25/20)
Career:	12	Incarnate Word (11/25/20)

**3-POINT FIELD GOALS**

2020-21:	--	--
Career:	--	--

**FREE THROWS**

2020-21:	2 (2x)	last, Iowa State (12/02/20)
Career:	6	Southern (12/16/18)

**REBOUNDS**

2020-21:	9	Central Arkansas (11/28/20)
Career:	9 (2x)	last, Central Arkansas (11/28/20)

**ASSISTS**

2020-21:	2	Central Arkansas (11/28/20)
Career:	2	Central Arkansas (11/28/20)

**BLOCKS**

2020-21:	3	Iowa State (12/02/20)
Career:	4	Cornell (11/10/19)

**STEALS**

2020-21:	2	Incarnate Word (11/25/20)
Career:	3	MVSU (11/11/18)

**YUMMY MORRIS' CAREER STATISTICS**

	GP	GS	MIN	AVG.	FG	ATT	PCT	3FG	ATT	PCT	FT	ATT	PCT	OFF	DEF	TOT	AVG.	PF	D	AST	A/G	TO	B	S	TP	AVG.
2018-19	25	0	170	6.8	24	51	.471	0	0	.000	30	41	.732	19	34	53	2.1	26	0	3	0.1	22	18	6	78	3.1
2019-20	29	0	255	8.8	37	86	.430	0	0	.000	14	20	.700	37	39	76	2.6	46	0	7	0.2	27	16	13	88	3.0
2020-21	3	3	64	21.3	15	26	.577	0	0	.000	4	4	1.000	6	12	18	6.0	6	0	2	0.7	5	4	3	34	11.3
<b>TOTAL</b>	<b>57</b>	<b>3</b>	<b>489</b>	<b>8.6</b>	<b>76</b>	<b>163</b>	<b>.466</b>	<b>0</b>	<b>0</b>	<b>.000</b>	<b>48</b>	<b>65</b>	<b>.738</b>	<b>62</b>	<b>85</b>	<b>147</b>	<b>2.6</b>	<b>78</b>	<b>0</b>	<b>12</b>	<b>0.2</b>	<b>54</b>	<b>38</b>	<b>22</b>	<b>200</b>	<b>3.5</b>



# EMMA SCHMIDT

5-9 | G | SR.

WAUKEE, IOWA | WAUKEE HIGH SCHOOL

# 10



## 2020-21 GAME-BY-GAME STATISTICS

DATE	OPPONENT	MIN	FG	%	3FG	%	FT	%	O	D	T	PF	A	TO	B	S	PT
N25	Incarnate Word	2	0-0	.000	0-0	.000	0-0	.000	0	0	0	1	0	0	0	0	0
N28	Central Arkansas	1	0-0	.000	0-0	.000	0-2	.000	0	2	2	0	0	0	0	0	0
D2	Iowa State	-	-	-	-	-	-	-	DNP	-	-	-	-	-	-	-	-
D9	Lamar																
D13	Middle Tennessee																
D19	at Texas Tech																
D22	Oral Roberts																
J2	Baylor																
J6	Oklahoma State																
J9	at Oklahoma																
J14	at Kansas State																
J17	Kansas																
J20	at Texas																
J23	Texas Tech																
J26	at Baylor																
J30	West Virginia																
F3	at Oklahoma State																
F6	at Kansas																
F10	Kansas State																
F13	at Iowa State																
F17	Texas																
F20	at West Virginia																
F24	at Oklahoma																

## SEASON/CAREER HIGHS

### POINTS

2020-21:	--	--
Career:	--	--

### MINUTES

2020-21:	2	Incarnate Word (11/25/20)
Career:	2	Incarnate Word (11/25/20)

### FIELD GOALS

2020-21:	--	--
Career:	--	--

### 3-POINT FIELD GOALS

2020-21:	--	--
Career:	--	--

### FREE THROWS

2020-21:	--	--
Career:	--	--

### REBOUNDS

2020-21:	2	Central Arkansas (11/28/20)
Career:	2	Central Arkansas (11/28/20)

### ASSISTS

2020-21:	--	--
Career:	--	--

### BLOCKS

2020-21:	--	--
Career:	--	--

### STEALS

2020-21:	--	--
Career:	--	--

## EMMA SCHMIDT'S CAREER STATISTICS

	GP	GS	MIN	AVG.	FG	ATT	PCT	3FG	ATT	PCT	FT	ATT	PCT	OFF	DEF	TOT	AVG.	PF	D	AST	A/G	TO	B	S	TP	AVG.
2020-21	2	0	3	1.5	0	0	.000	0	0	.000	0	2	.000	0	2	2	1.0	1	0	0	0.0	0	0	0	0	0.0
<b>TOTAL</b>	<b>2</b>	<b>0</b>	<b>3</b>	<b>1.5</b>	<b>0</b>	<b>0</b>	<b>.000</b>	<b>0</b>	<b>0</b>	<b>.000</b>	<b>0</b>	<b>2</b>	<b>.000</b>	<b>0</b>	<b>2</b>	<b>2</b>	<b>1.0</b>	<b>1</b>	<b>0</b>	<b>0</b>	<b>0.0</b>	<b>0</b>	<b>0</b>	<b>0</b>	<b>0</b>	<b>0.0</b>



# AALIYAH MORGAN

6-1 | F | FR.

TYLER, TEXAS | LEE HIGH SCHOOL

# 12



## 2020-21 GAME-BY-GAME STATISTICS

DATE	OPPONENT	MIN	FG	%	3FG	%	FT	%	O	D	T	PF	A	TO	B	S	PT
N25	Incarnate Word	6	0-0	.000	0-0	.000	0-0	.000	0	2	2	0	1	1	0	0	0
N28	Central Arkansas	3	0-0	.000	0-0	.000	0-0	.000	0	0	0	1	0	1	0	0	0
D2	Iowa State	2	0-0	.000	0-0	.000	0-0	.000	0	0	0	0	0	0	0	0	0
D9	Lamar																
D13	Middle Tennessee																
D19	at Texas Tech																
D22	Oral Roberts																
J2	Baylor																
J6	Oklahoma State																
J9	at Oklahoma																
J14	at Kansas State																
J17	Kansas																
J20	at Texas																
J23	Texas Tech																
J26	at Baylor																
J30	West Virginia																
F3	at Oklahoma State																
F6	at Kansas																
F10	Kansas State																
F13	at Iowa State																
F17	Texas																
F20	at West Virginia																
F24	at Oklahoma																

## SEASON/CAREER HIGHS

### POINTS

2020-21:	--	--
Career:	--	--

### MINUTES

2020-21:	6	Incarnate Word (11/25/20)
Career:	6	Incarnate Word (11/25/20)

### FIELD GOALS

2020-21:	--	--
Career:	--	--

### 3-POINT FIELD GOALS

2020-21:	--	--
Career:	--	--

### FREE THROWS

2020-21:	--	--
Career:	--	--

### REBOUNDS

2020-21:	2	Incarnate Word (11/25/20)
Career:	2	Incarnate Word (11/25/20)

### ASSISTS

2020-21:	1	Incarnate Word (11/25/20)
Career:	1	Incarnate Word (11/25/20)

### BLOCKS

2020-21:	--	--
Career:	--	--

### STEALS

2020-21:	--	--
Career:	--	--

## AALIYAH MORGAN'S CAREER STATISTICS

	GP	GS	MIN	AVG. FG	ATT	PCT	3FG	ATT	PCT	FT	ATT	PCT	OFF	DEF	TOT	AVG.	PF	D	AST	A/G	TO	B	S	TP	AVG.	
2020-21	3	0	11	3.7	0	0	.000	0	0	.000	0	0	.000	0	2	2	0.7	1	0	1	0.3	2	0	0	0	0.0
<b>TOTAL</b>	<b>3</b>	<b>0</b>	<b>11</b>	<b>3.7</b>	<b>0</b>	<b>0</b>	<b>.000</b>	<b>0</b>	<b>0</b>	<b>.000</b>	<b>0</b>	<b>0</b>	<b>.000</b>	<b>0</b>	<b>2</b>	<b>2</b>	<b>0.7</b>	<b>1</b>	<b>0</b>	<b>1</b>	<b>0.3</b>	<b>2</b>	<b>0</b>	<b>0</b>	<b>0</b>	<b>0.0</b>



# TAVY DIGGS

**G-2 | G/F | SO.**

RICHARDSON, TEXAS | PLANO EAST HIGH SCHOOL

# 13



## 2019-20 GAME-BY-GAME STATISTICS

DATE	OPPONENT	MIN	FG	%	3FG	%	FT	%	O	D	T	PF	A	TO	B	S	PT
N25	Incarnate Word	16	4-5	.800	0-0	.000	1-2	.500	2	6	8	4	4	2	0	1	9
N28	Central Arkansas	21	3-5	.600	0-0	.000	1-1	1.000	2	4	6	1	3	2	0	1	7
D2	Iowa State	35	9-17	.529	0-0	.000	1-1	1.000	2	0	2	5	2	2	1	1	19
D9	Lamar																
D13	Middle Tennessee																
D19	at Texas Tech																
D22	Oral Roberts																
J2	Baylor																
J6	Oklahoma State																
J9	at Oklahoma																
J14	at Kansas State																
J17	Kansas																
J20	at Texas																
J23	Texas Tech																
J26	at Baylor																
J30	West Virginia																
F3	at Oklahoma State																
F6	at Kansas																
F10	Kansas State																
F13	at Iowa State																
F17	Texas																
F20	at West Virginia																
F24	at Oklahoma																

## SEASON/CAREER HIGHS

### POINTS

2020-21:	19	Iowa State (12/02/20)
Career:	19	Iowa State (12/02/20)

### MINUTES

2020-21:	35	Iowa State (12/02/20)
Career:	35	Iowa State (12/02/20)

### FIELD GOALS

2020-21:	9	Iowa State (12/02/20)
Career:	9	Iowa State (12/02/20)

### 3-POINT FIELD GOALS

2020-21:	--	--
Career:	--	--

### FREE THROWS

2020-21:	1(3x)	last, Iowa State (12/02/20)
Career:	1(4x)	last, Iowa State (12/02/20)

### REBOUNDS

2020-21:	8	Incarnate Word (11/25/20)
Career:	8	Incarnate Word (11/25/20)

### ASSISTS

2020-21:	4	Incarnate Word (11/25/20)
Career:	4	Incarnate Word (11/25/20)

### BLOCKS

2020-21:	1	Iowa State (12/02/20)
Career:	1(2x)	last, Iowa State (12/02/20)

### STEALS

2020-21:	1(3x)	last, Iowa State (12/02/20)
Career:	1(4x)	last, Iowa State (12/02/20)

## TAVY DIGGS' CAREER STATISTICS

	GP	GS	MIN	AVG. FG	ATT	PCT	3FG	ATT	PCT	FT	ATT	PCT	OFF	DEF	TOT	AVG.	PF	D	AST	A/G	TO	B	S	TP	AVG.	
2019-20	12	0	40	3.3	5	11	.455	0	0	.000	1	3	.333	2	12	14	1.2	6	0	0	0.0	8	1	1	11	0.9
2020-21	3	0	72	24.0	16	27	.593	0	0	.000	3	4	.750	6	10	16	5.3	10	1	9	3.0	6	1	3	35	11.7
<b>TOTAL</b>	<b>15</b>	<b>0</b>	<b>112</b>	<b>7.5</b>	<b>21</b>	<b>38</b>	<b>.553</b>	<b>0</b>	<b>0</b>	<b>.000</b>	<b>4</b>	<b>7</b>	<b>.571</b>	<b>8</b>	<b>22</b>	<b>30</b>	<b>2.0</b>	<b>16</b>	<b>1</b>	<b>9</b>	<b>0.6</b>	<b>14</b>	<b>2</b>	<b>4</b>	<b>46</b>	<b>3.1</b>



# AJA HOLMES

**5-8 | G | FR.****CIBOLO, TEXAS | STEELE HIGH SCHOOL**

# 15



## 2020-21 GAME-BY-GAME STATISTICS

DATE	OPPONENT	MIN	FG	%	3FG	%	FT	%	O	D	T	PF	A	TO	B	S	PT
N25	Incarinate Word	17	0-3	.000	0-3	.000	0-0	.000	0	1	1	0	0	0	0	1	0
N28	Central Arkansas	17	0-6	.000	0-5	.000	0-0	.000	0	1	1	1	0	1	0	2	0
D2	Iowa State	14	0-2	.000	0-2	.000	0-0	.000	0	2	2	1	1	1	0	0	0
D9	Lamar																
D13	Middle Tennessee																
D19	at Texas Tech																
D22	Oral Roberts																
J2	Baylor																
J6	Oklahoma State																
J9	at Oklahoma																
J14	at Kansas State																
J17	Kansas																
J20	at Texas																
J23	Texas Tech																
J26	at Baylor																
J30	West Virginia																
F3	at Oklahoma State																
F6	at Kansas																
F10	Kansas State																
F13	at Iowa State																
F17	Texas																
F20	at West Virginia																
F24	at Oklahoma																

## SEASON/CAREER HIGHS

### POINTS

2020-21: --  
 Career: --

### MINUTES

2020-21: 17 (2x) last, Central Arkansas (11/28/20)  
 Career: 17 (2x) last, Central Arkansas (11/28/20)

### FIELD GOALS

2020-21: --  
 Career: --

### 3-POINT FIELD GOALS

2020-21: --  
 Career: --

### FREE THROWS

2020-21: --  
 Career: --

### REBOUNDS

2020-21: 2 Iowa State (12/02/20)  
 Career: 2 Iowa State (12/02/20)

### ASSISTS

2020-21: 1 Iowa State (12/02/20)  
 Career: 1 Iowa State (12/02/20)

### BLOCKS

2020-21: --  
 Career: --

### STEALS

2020-21: 2 Central Arkansas (11/28/20)  
 Career: 2 Central Arkansas (11/28/20)

## AJA HOLMES' CAREER STATISTICS

	GP	GS	MIN	AVG.	FG	ATT	PCT	3FG	ATT	PCT	FT	ATT	PCT	OFF	DEF	TOT	AVG.	PF	D	AST	A/G	TO	B	S	TP	AVG.
2020-21	3	0	48	16.0	0	11	.000	0	10	.000	0	0	.000	0	4	4	1.3	2	0	1	0.3	2	0	3	0	0.0
<b>TOTAL</b>	<b>3</b>	<b>0</b>	<b>48</b>	<b>16.0</b>	<b>0</b>	<b>11</b>	<b>.000</b>	<b>0</b>	<b>10</b>	<b>.000</b>	<b>0</b>	<b>0</b>	<b>.000</b>	<b>0</b>	<b>4</b>	<b>4</b>	<b>1.3</b>	<b>2</b>	<b>0</b>	<b>1</b>	<b>0.3</b>	<b>2</b>	<b>0</b>	<b>3</b>	<b>0</b>	<b>0.0</b>



# LAUREN HEARD

5-9 | G | SR.

DENTON, TEXAS | GUYER HIGH SCHOOL

# 20



## 2019-20 GAME-BY-GAME STATISTICS

DATE	OPPONENT	MIN	FG	%	3FG	%	FT	%	O	D	T	PF	A	TO	B	S	PT
N25	Incarnate Word	30	8-17	.471	1-4	.250	5-5	1.000	0	3	3	2	5	4	0	5	22
N28	Central Arkansas	33	5-15	.333	0-4	.000	7-9	.778	1	2	3	3	7	5	1	3	17
D2	Iowa State	31	5-14	.357	1-3	.333	7-12	.583	0	6	6	4	5	3	0	1	18
D9	Lamar																
D13	Middle Tennessee																
D19	at Texas Tech																
D22	Oral Roberts																
J2	Baylor																
J6	Oklahoma State																
J9	at Oklahoma																
J14	at Kansas State																
J17	Kansas																
J20	at Texas																
J23	Texas Tech																
J26	at Baylor																
J30	West Virginia																
F3	at Oklahoma State																
F6	at Kansas																
F10	Kansas State																
F13	at Iowa State																
F17	Texas																
F20	at West Virginia																
F24	at Oklahoma																

## SEASON/CAREER HIGHS

### POINTS

2020-21:	22	Incarnate Word (11/25/20)
Career:	28	at Texas Tech (03/01/20)

### MINUTES

2020-21:	33	Central Arkansas (11/28/20)
Career:	40	Texas (03/05/20)

### FIELD GOALS

2020-21:	8	Incarnate Word (11/25/20)
Career:	10	at Kansas (02/08/20)

### 3-POINT FIELD GOALS

2020-21:	1 (2x)	last, Iowa State (12/02/20)
Career:	5 (2x)	last, at Iowa State (01/15/20)

### FREE THROWS

2020-21:	7 (2x)	last, Iowa State (12/02/20)
Career:	14	at Oklahoma State (01/29/20)

### REBOUNDS

2020-21:	6	Iowa State (12/02/20)
Career:	15	Oklahoma State (02/23/20)

### ASSISTS

2020-21:	7	Central Arkansas (11/28/20)
Career:	7 (4x)	last, Central Arkansas (11/28/20)

### BLOCKS

2020-21:	1	Central Arkansas (11/28/20)
Career:	1 (7x)	last, Central Arkansas (11/28/20)

### STEALS

2020-21:	5	Incarnate Word (11/25/20)
Career:	8	at West Virginia (02/16/19)

## LAUREN HEARD'S CAREER STATISTICS

	GP	GS	MIN	AVG.	FG	ATT	PCT	3FG	ATT	PCT	FT	ATT	PCT	OFF	DEF	TOT	AVG.	PF	D	AST	A/G	TO	B	S	TP	AVG.
2017-18	36	6	709	19.7	70	187	.374	20	61	.328	63	86	.733	26	81	107	3.0	75	0	61	1.7	56	1	37	223	6.2
2018-19	35	34	993	28.4	92	293	.314	28	107	.262	91	140	.650	33	126	159	4.5	75	1	113	3.2	84	2	63	303	8.7
2019-20	29	29	893	30.8	166	425	.391	31	86	.360	171	227	.753	58	134	192	6.6	80	1	117	4.0	111	3	62	534	18.4
2020-21	3	3	94	31.3	18	46	.391	2	11	.182	19	26	.731	1	11	12	4.0	9	0	17	5.7	12	1	9	57	19.0
<b>TOTAL</b>	<b>103</b>	<b>72</b>	<b>2689</b>	<b>26.1</b>	<b>346</b>	<b>951</b>	<b>.364</b>	<b>81</b>	<b>265</b>	<b>.306</b>	<b>344</b>	<b>479</b>	<b>.718</b>	<b>118</b>	<b>352</b>	<b>470</b>	<b>4.6</b>	<b>239</b>	<b>2</b>	<b>308</b>	<b>3.0</b>	<b>263</b>	<b>7</b>	<b>171</b>	<b>1117</b>	<b>10.8</b>



# KAYLA MOKWUAH

6-4 | G | JR.

LONGMEADOW, MASS. | WILBRAHAM & MONSON ACADEMY (GEORGE WASHINGTON)

# 22



## 2020-21 GAME-BY-GAME STATISTICS

DATE	OPPONENT	MIN	FG	%	3FG	%	FT	%	O	D	T	PF	A	TO	B	S	PT
N25	Incarnate Word	9	2-4	.500	0-0	.000	1-2	.500	3	0	3	4	0	0	0	1	5
N28	Central Arkansas	14	3-6	.500	0-0	.000	0-0	.000	1	0	1	1	1	0	1	0	6
D2	Iowa State	8	1-2	.500	0-0	.000	0-0	.000	1	0	1	0	0	0	0	0	2
D9	Lamar																
D13	Middle Tennessee																
D19	at Texas Tech																
D22	Oral Roberts																
J2	Baylor																
J6	Oklahoma State																
J9	at Oklahoma																
J14	at Kansas State																
J17	Kansas																
J20	at Texas																
J23	Texas Tech																
J26	at Baylor																
J30	West Virginia																
F3	at Oklahoma State																
F6	at Kansas																
F10	Kansas State																
F13	at Iowa State																
F17	Texas																
F20	at West Virginia																
F24	at Oklahoma																

## SEASON/CAREER HIGHS

### POINTS

2020-21: 6 Central Arkansas (11/28/20)  
 Career: 18 (2x) last, Rhode Island (02/25/20)\*

### MINUTES

2020-21: 14 Central Arkansas (11/28/20)  
 Career: 27 Georgetown (11/24/19)\*

### FIELD GOALS

2020-21: 3 Central Arkansas (11/28/20)  
 Career: 9 (2x) last, Rhode Island (02/25/20)\*

### 3-POINT FIELD GOALS

2020-21: -- --  
 Career: -- --

### FREE THROWS

2020-21: 1 Incarnate Word (11/25/20)  
 Career: 7 at UMass (02/20/19)

### REBOUNDS

2020-21: 3 Incarnate Word (11/25/20)  
 Career: 16 at UMass (02/20/19)

### ASSISTS

2020-21: 1 Central Arkansas (11/28/20)  
 Career: 4 at George Mason (01/04/20)

### BLOCKS

2020-21: 1 Central Arkansas (11/28/20)  
 Career: 2 (3x) last, La Salle (02/12/20)

### STEALS

2020-21: 1 Incarnate Word (11/25/20)  
 Career: 4 at Memphis (11/17/19)

\* - at George Washington

## KAYLA MOKWUAH'S CAREER STATISTICS (TCU STATISTICS ONLY)

OVERALL	GP	GS	MIN	AVG.	FG	ATT	PCT	3FG	ATT	PCT	FT	ATT	PCT	OFF	DEF	TOT	AVG.	PF	D	AST	A/G	TO	B	S	TP	AVG.
2020-21	3	0	31	10.3	6	12	.500	0	0	.000	1	2	.500	5	0	5	1.7	5	0	1	0.3	0	1	1	13	4.3
<b>TOTAL</b>	<b>3</b>	<b>0</b>	<b>31</b>	<b>10.3</b>	<b>6</b>	<b>12</b>	<b>.500</b>	<b>0</b>	<b>0</b>	<b>.000</b>	<b>1</b>	<b>2</b>	<b>.500</b>	<b>5</b>	<b>0</b>	<b>5</b>	<b>1.7</b>	<b>5</b>	<b>0</b>	<b>1</b>	<b>0.3</b>	<b>0</b>	<b>1</b>	<b>1</b>	<b>13</b>	<b>4.3</b>



# MICHELLE BERRY

6-2 | F | SR.

MIAMI, FLA. | MIAMI COUNTRY DAY (VIRGINIA TECH)

# 23



## 2019-20 GAME-BY-GAME STATISTICS

DATE	OPPONENT	MIN	FG	%	3FG	%	FT	%	O	D	T	PF	A	TO	B	S	PT
N25	Incarnate Word	29	2-7	.286	0-1	.000	0-0	.000	1	2	3	4	1	3	0	2	4
N28	Central Arkansas	29	4-9	.444	1-2	.500	0-0	.000	0	5	5	1	2	2	0	1	9
D2	Iowa State	31	4-10	.400	2-5	.400	5-5	1.000	2	7	9	3	0	2	0	1	15
D9	Lamar																
D13	Middle Tennessee																
D19	at Texas Tech																
D22	Oral Roberts																
J2	Baylor																
J6	Oklahoma State																
J9	at Oklahoma																
J14	at Kansas State																
J17	Kansas																
J20	at Texas																
J23	Texas Tech																
J26	at Baylor																
J30	West Virginia																
F3	at Oklahoma State																
F6	at Kansas																
F10	Kansas State																
F13	at Iowa State																
F17	Texas																
F20	at West Virginia																
F24	at Oklahoma																

## SEASON/CAREER HIGHS

### POINTS

2020-21:	15	Iowa State (12/02/20)
Career:	38	Portland State (11/13/15)*

### MINUTES

2020-21:	31	Iowa State (12/02/20)
Career:	42	Wyoming 911/24/15)*

### FIELD GOALS

2020-21:	4 (2x)	last, Iowa State (12/02/20)
Career:	13	Portland State (11/13/15)*

### 3-POINT FIELD GOALS

2020-21:	2	Iowa State (12/02/20)
Career:	3 (2x)	last, Cornell (12/21/15)*

### FREE THROWS

2020-21:	5	Iowa State (12/02/20)
Career:	9	Portland State (11/13/15)*

### REBOUNDS

2020-21:	9	Iowa State (12/02/20)
Career:	14	Cal Poly (02/18/16)*

### ASSISTS

2020-21:	2	Central Arkansas (11/28/20)
Career:	6	at LBSU (01/20/16)*

### BLOCKS

2020-21:	--	--
Career:	1(11x)	last, Auburn (12/07/19)

### STEALS

2020-21:	2	Incarnate Word (11/25/20)
Career:	5	at Pepperdine (11/20/15)*

\* - at Cal State Fullerton

## MICHELLE BERRY'S CAREER STATISTICS

	GP	GS	MIN	AVG.	FG	ATT	PCT	3FG	ATT	PCT	FT	ATT	PCT	OFF	DEF	TOT	AVG.	PF	D	AST	A/G	TO	B	S	TP	AVG.
2019-20	29	1	606	20.9	62	155	.400	18	55	.327	19	30	.633	43	111	154	5.3	46	0	25	0.9	35	5	18	161	5.6
2020-21	3	3	89	29.7	10	26	.385	3	8	.375	5	5	1.000	3	14	17	5.7	8	0	3	1.0	7	0	4	28	9.3
<b>TOTAL</b>	<b>32</b>	<b>4</b>	<b>695</b>	<b>21.7</b>	<b>72</b>	<b>181</b>	<b>.398</b>	<b>21</b>	<b>63</b>	<b>.333</b>	<b>24</b>	<b>35</b>	<b>.686</b>	<b>46</b>	<b>125</b>	<b>171</b>	<b>5.3</b>	<b>54</b>	<b>0</b>	<b>28</b>	<b>0.9</b>	<b>42</b>	<b>5</b>	<b>22</b>	<b>189</b>	<b>5.9</b>

**ADHEL  
TAC****5-11 | F | FR.****GARLAND, TEXAS | SACHSE HIGH SCHOOL****24****2020-21 GAME-BY-GAME STATISTICS**

DATE	OPPONENT	MIN	FG	%	3FG	%	FT	%	O	D	T	PF	A	TO	B	S	PT
N25	Incarnate Word	3	0-1	.000	0-0	.000	0-0	.000	0	2	2	0	0	0	1	0	0
N28	Central Arkansas	3	0-0	.000	0-0	.000	0-0	.000	0	1	1	1	1	1	0	0	0
12/2	Iowa State	4	1-2	.500	0-1	.000	0-0	.000	0	1	1	1	0	0	0	0	2
D9	Lamar																
D13	Middle Tennessee																
D19	at Texas Tech																
D22	Oral Roberts																
J2	Baylor																
J6	Oklahoma State																
J9	at Oklahoma																
J14	at Kansas State																
J17	Kansas																
J20	at Texas																
J23	Texas Tech																
J26	at Baylor																
J30	West Virginia																
F3	at Oklahoma State																
F6	at Kansas																
F10	Kansas State																
F13	at Iowa State																
F17	Texas																
F20	at West Virginia																
F24	at Oklahoma																

**SEASON/CAREER HIGHS****POINTS**

2020-21:	2	Iowa State (12/02/20)
Career:	2	Iowa State (12/02/20)

**MINUTES**

2020-21:	4	Iowa State (12/02/20)
Career:	4	Iowa State (12/02/20)

**FIELD GOALS**

2020-21:	1	Iowa State (12/02/20)
Career:	1	Iowa State (12/02/20)

**3-POINT FIELD GOALS**

2020-21:	--	--
Career:	--	--

**FREE THROWS**

2020-21:	--	--
Career:	--	--

**REBOUNDS**

2020-21:	2	Incarnate Word (11/25/20)
Career:	2	Incarnate Word (11/25/20)

**ASSISTS**

2020-21:	1	Central Arkansas (11/28/20)
Career:	1	Central Arkansas (11/28/20)

**BLOCKS**

2020-21:	1	Incarnate Word (11/25/20)
Career:	1	Incarnate Word (11/25/20)

**STEALS**

2020-21:	--	--
Career:	--	--

**ADHEL TAC'S CAREER STATISTICS**

	GP	GS	MIN	AVG. FG	ATT	PCT	3FG	ATT	PCT	FT	ATT	PCT	OFF	DEF	TOT	AVG.	PF	D	AST	A/G	TO	B	S	TP	AVG.	
2020-21	3	0	10	3.3	1	3	.333	0	1	.000	0	0	.000	0	4	4	1.3	2	0	1	0.3	1	1	0	2	0.7
<b>TOTAL</b>	<b>3</b>	<b>0</b>	<b>10</b>	<b>3.3</b>	<b>1</b>	<b>3</b>	<b>.333</b>	<b>0</b>	<b>1</b>	<b>.000</b>	<b>0</b>	<b>0</b>	<b>.000</b>	<b>0</b>	<b>4</b>	<b>4</b>	<b>1.3</b>	<b>2</b>	<b>0</b>	<b>1</b>	<b>0.3</b>	<b>1</b>	<b>1</b>	<b>0</b>	<b>2</b>	<b>0.7</b>



# PATRICIA MORRIS

6-7 | F | JR.

DUARTE, CALIF. | DUARTE HIGH SCHOOL (OREGON STATE)

# 32



## 2020-21 GAME-BY-GAME STATISTICS

DATE	OPPONENT	MIN	FG	%	3FG	%	FT	%	O	D	T	PF	A	TO	B	S	PT
N25	Incarinate Word	-	-	-	-	-	-	-	DNP	-	-	-	-	-	-	-	-
N28	Central Arkansas	4	0-1	.000	0-0	.000	2-2	1.000	1	2	3	3	0	3	0	0	2
D2	Iowa State	3	0-0	.000	0-0	.000	1-2	.500	0	0	0	1	0	0	0	0	1
D9	Lamar																
D13	Middle Tennessee																
D19	at Texas Tech																
D22	Oral Roberts																
J2	Baylor																
J6	Oklahoma State																
J9	at Oklahoma																
J14	at Kansas State																
J17	Kansas																
J20	at Texas																
J23	Texas Tech																
J26	at Baylor																
J30	West Virginia																
F3	at Oklahoma State																
F6	at Kansas																
F10	Kansas State																
F13	at Iowa State																
F17	Texas																
F20	at West Virginia																
F24	at Oklahoma																

## SEASON/CAREER HIGHS

### POINTS

2020-21:	2	Central Arkansas (11/28/20)
Career:	13	California (01/17/20)*

### MINUTES

2020-21:	4	Central Arkansas (11/28/20)
Career:	15	Southern Utah 911/21/19)*

### FIELD GOALS

2020-21:	--	--
Career:	6	California (01/17/20)*

### 3-POINT FIELD GOALS

2020-21:	--	--
Career:	--	--

### FREE THROWS

2020-21:	2	Central Arkansas (11/28/20)
Career:	7	vs. Washington St. (03/05/20)*

### REBOUNDS

2020-21:	3	Central Arkansas (11/28/20)
Career:	5 (2x) last, vs. Washington St. (03/05/20)*	

### ASSISTS

2020-21:	--	--
Career:	--	--

### BLOCKS

2020-21:	--	--
Career:	3	Hawaii (12/06/19)*

### STEALS

2020-21:	--	--
Career:	1	CSU Bakersfield (12/29/18)*

\* - at Oregon State

## PATRICIA MORRIS' CAREER STATISTICS (TCU STATISTICS ONLY)

	GP	GS	MIN	AVG. FG	ATT	PCT	3FG	ATT	PCT	FT	ATT	PCT	OFF	DEF	TOT	AVG.	PF	D	AST	A/G	TO	B	S	TP	AVG.	
2020-21	2	0	7	3.5	0	1	.000	0	0	.000	3	4	.750	1	2	3	1.5	4	0	0	0.0	3	0	0	3	1.5
<b>TOTAL</b>	<b>2</b>	<b>0</b>	<b>7</b>	<b>3.5</b>	<b>0</b>	<b>1</b>	<b>.000</b>	<b>0</b>	<b>0</b>	<b>.000</b>	<b>3</b>	<b>4</b>	<b>.750</b>	<b>1</b>	<b>2</b>	<b>3</b>	<b>1.5</b>	<b>4</b>	<b>0</b>	<b>0</b>	<b>0.0</b>	<b>3</b>	<b>0</b>	<b>0</b>	<b>3</b>	<b>1.5</b>



## TCU BASKETBALL COMBINED STATISTICS



2020-21 TCU Women's Basketball  
Combined Team Statistics  
All games

Page 1/1  
as of Dec 08, 2020

## Game Records

Record	Overall	Home	Away	Neutral
ALL GAMES	2-1	2-1	0-0	0-0
CONFERENCE	0-1	0-1	0-0	0-0
NON-CONFERENCE	2-0	2-0	0-0	0-0

## Score by Periods

Team	1st	2nd	3rd	4th	OT	TOT
TCU	47	49	67	54	0	217
Opponents	59	61	43	35	0	198

## Team Box Score

No.	Player				Total		3-Point		F-Throw		Rebounds											
		GP-GS	MIN	AVG	FG-FGA	FG%	3FG-FGA	3FG%	FT-FTA	FT%	OFF	DEF	TOT	AVG	PF	DQ	A	TO	BLK	STL	PTS	AVG
20	HEARD, Lauren	3-3	94:35	31.5	18-46	.391	2-11	.182	19-26	.731	1	11	12	4.0	9	0	17	12	1	9	57	19.0
13	DIGGS, Tavy	3-0	71:14	23.7	16-27	.593	0-0	.000	3-4	.750	6	10	16	5.3	10	1	9	6	1	3	35	11.7
5	MORRIS, Yummy	3-3	63:44	21.2	15-26	.577	0-0	.000	4-4	1.000	6	12	18	6.0	6	0	2	5	4	3	34	11.3
23	BERRY, Michelle	3-3	90:03	30.0	10-26	.385	3-8	.375	5-5	1.000	3	14	17	5.7	8	0	3	7	0	4	28	9.3
1	JACKSON, Aahliyah	3-3	81:46	27.3	8-18	.444	2-4	.500	5-9	.556	3	6	9	3.0	7	0	8	5	2	4	23	7.7
0	GERMOND, Caroline	3-3	80:43	26.9	7-22	.318	3-10	.300	1-2	.500	2	4	6	2.0	10	0	9	3	0	10	18	6.0
22	MOKWUAH, Kayla	3-0	31:43	10.6	6-12	.500	0-0	.000	1-2	.500	5	0	5	1.7	5	0	1	0	1	1	13	4.3
4	CONN, Amari	2-0	07:59	4.0	2-3	.667	0-1	.000	0-0	.000	0	3	3	1.5	0	0	0	1	0	0	4	2.0
32	MORRIS, Patricia	2-0	07:44	3.9	0-1	.000	0-0	.000	3-4	.750	1	2	3	1.5	4	0	0	3	0	0	3	1.5
24	TAC, Adhel	3-0	09:24	3.1	1-3	.333	0-1	.000	0-0	.000	0	4	4	1.3	2	0	1	1	1	0	2	0.7
10	SCHMIDT, Emma	2-0	03:11	1.6	0-0	.000	0-0	.000	0-2	.000	0	2	2	1.0	1	0	0	0	0	0	0	0.0
15	HOLMES, Aja	3-0	47:53	16.0	0-11	.000	0-10	.000	0-0	.000	0	4	4	1.3	2	0	1	2	0	3	0	0.0
12	MORGAN, Aaliyah	3-0	10:01	3.3	0-0	.000	0-0	.000	0-0	.000	0	2	2	0.7	1	0	1	2	0	0	0	0.0
Team											6	8	14									
<b>Total</b>		<b>3</b>	<b>600</b>		<b>83-195</b>	<b>.426</b>	<b>10-45</b>	<b>.222</b>	<b>41-58</b>	<b>.707</b>	<b>33</b>	<b>82</b>	<b>115</b>	<b>38.3</b>	<b>65</b>	<b>1</b>	<b>52</b>	<b>47</b>	<b>10</b>	<b>37</b>	<b>217</b>	<b>72.3</b>
<b>Opponents</b>		<b>3</b>	<b>600</b>		<b>70-171</b>	<b>.409</b>	<b>22-72</b>	<b>.306</b>	<b>36-49</b>	<b>.735</b>	<b>19</b>	<b>87</b>	<b>106</b>	<b>35.3</b>	<b>56</b>	<b>2</b>	<b>46</b>	<b>68</b>	<b>8</b>	<b>23</b>	<b>198</b>	<b>66.0</b>

## Team Statistics

	TCU	OPP
<b>Scoring</b>	<b>217</b>	<b>198</b>
Points per game	72.3	66.0
Scoring margin	+6.3	-
<b>Field goals-att</b>	<b>83-195</b>	<b>70-171</b>
Field goal pct	.426	.409
<b>3 point fg-att</b>	<b>10-45</b>	<b>22-72</b>
3-point FG pct	.222	.306
3-pt FG made per game	3.3	7.3
<b>Free throws-att</b>	<b>41-58</b>	<b>36-49</b>
Free throw pct	.707	.735
F-Throws made per game	13.7	12.0
<b>Rebounds</b>	<b>115</b>	<b>106</b>
Rebounds per game	38.3	35.3
Rebounding margin	+3.0	-
<b>Assists</b>	<b>52</b>	<b>46</b>
Assists per game	17.3	15.3
<b>Turnovers</b>	<b>47</b>	<b>68</b>
Turnovers per game	15.7	22.7
Turnover margin	+7.0	-
Assist/turnover ratio	1.1	0.7
<b>Steals</b>	<b>37</b>	<b>23</b>
Steals per game	12.3	7.7
<b>Blocks</b>	<b>10</b>	<b>8</b>
Blocks per game	3.3	2.7
<b>Winning streak</b>	<b>0</b>	<b>-</b>
Home win streak	0	-
<b>Attendance</b>	<b>2361</b>	<b>0</b>
Home games-Avg/Game	3-787	0-0
Neutral site-Avg/Game	-	0-0

## Team Results

Date	Opponent		Score	Att.
11/25/2020	Incarnate Word	W	84-59	844
11/28/2020	Central Ark.	W	65-48	802
12/02/2020	Iowa St.	L	68-91	715



## OVERALL STATISTICS

## Game Records

Record	Overall	Home	Away	Neutral
ALL GAMES	2-1	2-1	0-0	0-0
CONFERENCE	0-1	0-1	0-0	0-0
NON-CONFERENCE	2-0	2-0	0-0	0-0

## Team Box Score

No.	Player	Total					3-Point		F-Throw		Rebounds											
		GP-GS	MIN	AVG	FG-FGA	FG%	3FG-FGA	3FG%	FT-FTA	FT%	OFF	DEF	TOT	AVG	PF	DQ	A	TO	BLK	STL	PTS	AVG
20	HEARD, Lauren	3-3	94:35	31.5	18-46	.391	2-11	.182	19-26	.731	1	11	12	4.0	9	0	17	12	1	9	57	19.0
13	DIGGS, Tavy	3-0	71:14	23.7	16-27	.593	0-0	.000	3-4	.750	6	10	16	5.3	10	1	9	6	1	3	35	11.7
5	MORRIS, Yummy	3-3	63:44	21.2	15-26	.577	0-0	.000	4-4	1.000	6	12	18	6.0	6	0	2	5	4	3	34	11.3
23	BERRY, Michelle	3-3	90:03	30.0	10-26	.385	3-8	.375	5-5	1.000	3	14	17	5.7	8	0	3	7	0	4	28	9.3
1	JACKSON, Aahliyah	3-3	81:46	27.3	8-18	.444	2-4	.500	5-9	.556	3	6	9	3.0	7	0	8	5	2	4	23	7.7
0	GERMOND, Caroline	3-3	80:43	26.9	7-22	.318	3-10	.300	1-2	.500	2	4	6	2.0	10	0	9	3	0	10	18	6.0
22	MOKWUAH, Kayla	3-0	31:43	10.6	6-12	.500	0-0	.000	1-2	.500	5	0	5	1.7	5	0	1	0	1	1	13	4.3
4	CONN, Amari	2-0	07:59	4.0	2-3	.667	0-1	.000	0-0	.000	0	3	3	1.5	0	0	0	1	0	0	4	2.0
32	MORRIS, Patricia	2-0	07:44	3.9	0-1	.000	0-0	.000	3-4	.750	1	2	3	1.5	4	0	0	3	0	0	3	1.5
24	TAC, Adhel	3-0	09:24	3.1	1-3	.333	0-1	.000	0-0	.000	0	4	4	1.3	2	0	1	1	1	0	2	0.7
10	SCHMIDT, Emma	2-0	03:11	1.6	0-0	.000	0-0	.000	0-2	.000	0	2	2	1.0	1	0	0	0	0	0	0	0.0
15	HOLMES, Aja	3-0	47:53	16.0	0-11	.000	0-10	.000	0-0	.000	0	4	4	1.3	2	0	1	2	0	3	0	0.0
12	MORGAN, Aaliyah	3-0	10:01	3.3	0-0	.000	0-0	.000	0-0	.000	0	2	2	0.7	1	0	1	2	0	0	0	0.0
Team											6	8	14									
<b>Total</b>		<b>3</b>	<b>600</b>		<b>83-195</b>	<b>.426</b>	<b>10-45</b>	<b>.222</b>	<b>41-58</b>	<b>.707</b>	<b>33</b>	<b>82</b>	<b>115</b>	<b>38.3</b>	<b>65</b>	<b>1</b>	<b>52</b>	<b>47</b>	<b>10</b>	<b>37</b>	<b>217</b>	<b>72.3</b>
<b>Opponents</b>		<b>3</b>	<b>600</b>		<b>70-171</b>	<b>.409</b>	<b>22-72</b>	<b>.306</b>	<b>36-49</b>	<b>.735</b>	<b>19</b>	<b>87</b>	<b>106</b>	<b>35.3</b>	<b>56</b>	<b>2</b>	<b>46</b>	<b>68</b>	<b>8</b>	<b>23</b>	<b>198</b>	<b>66.0</b>

## Score by Periods

Team	1st	2nd	3rd	4th	OT	TOT
TCU	47	49	67	54	0	217
Opponents	59	61	43	35	0	198

## BIG 12 ONLY STATISTICS (2029-20)

## Game Records

Record	Overall	Home	Away	Neutral
ALL GAMES	13-5	6-3	7-2	0-0
CONFERENCE	13-5	6-3	7-2	0-0
NON-CONFERENCE	0-0	0-0	0-0	0-0

## Team Box Score

No.	Player	Total					3-Point		F-Throw		Rebounds											
		GP-GS	MIN	AVG	FG-FGA	FG%	3FG-FGA	3FG%	FT-FTA	FT%	OFF	DEF	TOT	AVG	PF	DQ	A	TO	BLK	STL	PTS	AVG
20	HEARD, Lauren	18-18	582:56	32.4	111-294	.378	20-54	.370	120-156	.769	37	97	134	7.4	51	1	82	68	3	39	362	20.1
25	RAY, Kianna	18-18	665:50	37.0	84-212	.396	41-117	.350	36-49	.735	4	91	95	5.3	46	1	47	29	28	37	245	13.6
15	WOODS, Jayde	18-18	538:24	29.9	68-157	.433	7-27	.259	57-80	.713	28	35	63	3.5	55	2	50	34	2	12	200	11.1
10	BRADLEY, Jaycee	18-17	521:20	29.0	59-143	.413	40-94	.426	10-15	.667	2	41	43	2.4	35	1	17	22	0	24	168	9.3
33	AKOMOLAFE, Adeola	18-17	480:56	26.7	46-106	.434	1-2	.500	11-24	.458	57	46	103	5.7	59	3	27	30	9	23	104	5.8
23	BERRY, Michelle	18-1	389:19	21.6	41-100	.410	11-40	.275	7-8	.875	25	67	92	5.1	26	0	15	19	2	8	100	5.6
1	PAYNE, Ryann	15-0	81:30	5.4	17-37	.459	1-5	.200	3-4	.750	0	5	5	0.3	8	0	2	5	1	7	38	2.5
5	MORRIS, Yummy	18-0	129:40	7.2	16-41	.390	0-0	.000	4-5	.800	18	20	38	2.1	21	0	4	13	5	8	36	2.0
31	HELLESSEY, Ella	12-0	41:59	3.5	7-20	.350	6-14	.429	0-0	.000	1	7	8	0.7	3	0	2	3	0	2	20	1.7
2	OBINMA, Becky	17-1	81:55	4.8	6-19	.316	0-0	.000	2-6	.333	12	12	24	1.4	22	0	1	9	5	4	14	0.8
21	CRAIN, Alexandria	15-0	69:58	4.7	3-15	.200	0-5	.000	4-6	.667	1	2	3	0.2	10	0	6	3	0	1	10	0.7
11	PULLI, Madi	5-0	06:49	1.4	0-1	.000	0-1	.000	0-0	.000	0	0	0	0.0	2	0	0	1	0	1	0	0.0
13	DIGGS, Tavy	6-0	10:07	1.7	0-1	.000	0-0	.000	0-0	.000	1	2	3	0.5	1	0	0	1	0	0	0	0.0
Team											35	36	71									
<b>Total</b>		<b>18</b>	<b>3601</b>		<b>458-1146</b>	<b>.400</b>	<b>127-359</b>	<b>.354</b>	<b>254-353</b>	<b>.720</b>	<b>221</b>	<b>461</b>	<b>682</b>	<b>37.9</b>	<b>339</b>	<b>8</b>	<b>253</b>	<b>247</b>	<b>55</b>	<b>166</b>	<b>1297</b>	<b>72.1</b>
<b>Opponents</b>		<b>18</b>	<b>3600</b>		<b>449-1117</b>	<b>.402</b>	<b>115-406</b>	<b>.283</b>	<b>195-295</b>	<b>.661</b>	<b>233</b>	<b>502</b>	<b>735</b>	<b>40.8</b>	<b>323</b>	<b>10</b>	<b>266</b>	<b>318</b>	<b>94</b>	<b>109</b>	<b>1208</b>	<b>67.1</b>

## Score by Periods

Team	1st	2nd	3rd	4th	OT	TOT
TCU	309	305	330	353	0	1297
Opponents	299	274	306	329	0	1208



## TCU BASKETBALL SEASON/CAREER STATISTICS



2020-21 TCU Women's Basketball  
Season/Career Statistics  
All games

Page 1/1  
as of Dec 08, 2020

## Summary

Player	Season Statistics										Career Statistics									
	GP-GS	MIN/G	FG%	3FG%	FT%	R/G	A/G	STL	BLK	PTS/G	GP-GS	MIN/G	FG%	3FG%	FT%	R/G	A/G	STL	BLK	PTS/G
BERRY, Michelle	3-3	30.0	.385	.375	1.000	5.7	1.0	4	0	9.3	32-4	21.7	.398	.333	.686	5.3	0.9	22	5	5.9
CONN, Amari	2-0	4.0	.667	.000	.000	1.5	0.0	0	0	2.0	2-0	4.0	.667	.000	.000	1.5	0.0	0	0	2.0
DIGGS, Tavy	3-0	23.7	.593	.000	.750	5.3	3.0	3	1	11.7	15-0	7.5	.553	.000	.571	2.0	0.6	4	2	3.1
GERMOND, Caroline	3-3	26.9	.318	.300	.500	2.0	3.0	10	0	6.0	3-3	26.9	.318	.300	.500	2.0	3.0	10	0	6.0
HEARD, Lauren	3-3	31.5	.391	.182	.731	4.0	5.7	9	1	19.0	103-72	26.1	.364	.306	.718	4.6	3.0	171	7	10.8
HOLMES, Aja	3-0	16.0	.000	.000	.000	1.3	0.3	3	0	0.0	3-0	16.0	.000	.000	.000	1.3	0.3	3	0	0.0
JACKSON, Aahliyah	3-3	27.3	.444	.500	.556	3.0	2.7	4	2	7.7	3-3	27.3	.444	.500	.556	3.0	2.7	4	2	7.7
MOKWUAH, Kayla	3-0	10.6	.500	.000	.500	1.7	0.3	1	1	4.3	3-0	10.6	.500	.000	.500	1.7	0.3	1	1	4.3
MORGAN, Aaliyah	3-0	3.3	.000	.000	.000	0.7	0.3	0	0	0.0	3-0	3.3	.000	.000	.000	0.7	0.3	0	0	0.0
MORRIS, Patricia	2-0	3.9	.000	.000	.750	1.5	0.0	0	0	1.5	2-0	3.9	.000	.000	.750	1.5	0.0	0	0	1.5
MORRIS, Yummy	3-3	21.2	.577	.000	1.000	6.0	0.7	3	4	11.3	57-3	8.6	.466	.000	.738	2.6	0.2	22	38	3.5
SCHMIDT, Emma	2-0	1.6	.000	.000	.000	1.0	0.0	0	0	0.0	2-0	1.6	.000	.000	.000	1.0	0.0	0	0	0.0
TAC, Adhel	3-0	3.1	.333	.000	.000	1.3	0.3	0	1	0.7	3-0	3.1	.333	.000	.000	1.3	0.3	0	1	0.7

## Scoring

Player	Season Statistics								Career Statistics							
	FG-FGA	FG%	3FG-3FGA	3FG%	FT-FTA	FT%	PTS	PTS/G	FG-FGA	FG%	3FG-3FGA	3FG%	FT-FTA	FT%	PTS	PTS/G
BERRY, Michelle	10-26	.385	3-8	.375	5-5	1.000	28	9.3	72-181	.398	21-63	.333	24-35	.686	189	5.9
CONN, Amari	2-3	.667	0-1	.000	0-0	.000	4	2.0	2-3	.667	0-1	.000	0-0	.000	4	2.0
DIGGS, Tavy	16-27	.593	0-0	.000	3-4	.750	35	11.7	21-38	.553	0-0	.000	4-7	.571	46	3.1
GERMOND, Caroline	7-22	.318	3-10	.300	1-2	.500	18	6.0	7-22	.318	3-10	.300	1-2	.500	18	6.0
HEARD, Lauren	18-46	.391	2-11	.182	19-26	.731	57	19.0	346-951	.364	81-265	.306	344-479	.718	1117	10.8
HOLMES, Aja	0-11	.000	0-10	.000	0-0	.000	0	0.0	0-11	.000	0-10	.000	0-0	.000	0	0.0
JACKSON, Aahliyah	8-18	.444	2-4	.500	5-9	.556	23	7.7	8-18	.444	2-4	.500	5-9	.556	23	7.7
MOKWUAH, Kayla	6-12	.500	0-0	.000	1-2	.500	13	4.3	6-12	.500	0-0	.000	1-2	.500	13	4.3
MORGAN, Aaliyah	0-0	.000	0-0	.000	0-0	.000	0	0.0	0-0	.000	0-0	.000	0-0	.000	0	0.0
MORRIS, Patricia	0-1	.000	0-0	.000	3-4	.750	3	1.5	0-1	.000	0-0	.000	3-4	.750	3	1.5
MORRIS, Yummy	15-26	.577	0-0	.000	4-4	1.000	34	11.3	76-163	.466	0-0	.000	48-65	.738	200	3.5
SCHMIDT, Emma	0-0	.000	0-0	.000	0-2	.000	0	0.0	0-0	.000	0-0	.000	0-2	.000	0	0.0
TAC, Adhel	1-3	.333	0-1	.000	0-0	.000	2	0.7	1-3	.333	0-1	.000	0-0	.000	2	0.7

## Totals

Player	Season Statistics									Career Statistics						
	O-REB	D-REB	TOTAL	PF	FO	A	TO	A/TO	O-REB	D-REB	TOTAL	PF	FO	A	TO	A/TO
BERRY, Michelle	3	14	17	8	0	3	7	0.4	46	125	171	54	0	28	42	0.7
CONN, Amari	0	3	3	0	0	0	1	0.0	0	3	3	0	0	0	1	0.0
DIGGS, Tavy	6	10	16	10	1	9	6	1.5	8	22	30	16	1	9	14	0.6
GERMOND, Caroline	2	4	6	10	0	9	3	3.0	2	4	6	10	0	9	3	3.0
HEARD, Lauren	1	11	12	9	0	17	12	1.4	118	352	470	239	2	308	263	1.2
HOLMES, Aja	0	4	4	2	0	1	2	0.5	0	4	4	2	0	1	2	0.5
JACKSON, Aahliyah	3	6	9	7	0	8	5	1.6	3	6	9	7	0	8	5	1.6
MOKWUAH, Kayla	5	0	5	5	0	1	0	0.0	5	0	5	5	0	1	0	0.0
MORGAN, Aaliyah	0	2	2	1	0	1	2	0.5	0	2	2	1	0	1	2	0.5
MORRIS, Patricia	1	2	3	4	0	0	3	0.0	1	2	3	4	0	0	3	0.0
MORRIS, Yummy	6	12	18	6	0	2	5	0.4	62	85	147	78	0	12	54	0.2
SCHMIDT, Emma	0	2	2	1	0	0	0	0.0	0	2	2	1	0	0	0	0.0
TAC, Adhel	0	4	4	2	0	1	1	1.0	0	4	4	2	0	1	1	1.0



## TCU BASKETBALL GAME-BY-GAME STATISTICS

2020-21 TCU Women's Basketball  
Team Game-by-Game  
All gamesPage 1/1  
as of Dec 08, 2020

Opponent	Date	Score		Total		3-Pointers		Free throws		Rebounds										
				FG-FGA	PCT	3FG-FGA	PCT	FT-FTA	PCT	OFF	DEF	TOT	AVG	PF	A	TO	BLK	STL	PTS	AVG
Incarinate Word	11/25/2020	84-59	W	35-75	.467	2-14	.143	12-14	.857	13	26	39	39.0	23	17	15	1	21	84	84.0
Central Ark.	11/28/2020	65-48	W	25-58	.431	3-15	.200	12-20	.600	12	29	41	40.0	21	20	20	4	12	65	74.5
Iowa St.	12/02/2020	68-91	L	23-62	.371	5-16	.313	17-24	.708	8	27	35	38.3	21	15	12	5	4	68	72.3
<b>Total</b>		<b>217</b>		<b>83-195</b>	<b>.426</b>	<b>10-45</b>	<b>.222</b>	<b>41-58</b>	<b>.707</b>	<b>33</b>	<b>82</b>	<b>115</b>	<b>38.3</b>	<b>65</b>	<b>52</b>	<b>47</b>	<b>10</b>	<b>37</b>	<b>217</b>	<b>72.3</b>
Opponents		198		70-171	.409	22-72	.306	36-49	.735	19	87	106	35.3	56	46	68	8	23	198	66.0

## TCU Averages

Games Played	Points/game	FG Pct	3FG Pct	FT Pct	Rebounds/game	Assists/game	Turnovers/game	Assist/Turnover ratio	Steals/game	Blocks/game
3	72.3	42.6	22.2	70.7	38.3	17.3	15.7	1.1	12.3	3.3

## TCU BASKETBALL OPPONENT GAME-BY-GAME STATISTICS

2020-21 TCU Women's Basketball  
Opponents Game-by-Game  
All gamesPage 1/1  
as of Dec 08, 2020

Opponent	Date	Score		Total		3-Pointers		Free throws		Rebounds										
				FG-FGA	PCT	3FG-FGA	PCT	FT-FTA	PCT	OFF	DEF	TOT	AVG	PF	A	TO	BLK	STL	PTS	AVG
Incarinate Word	11/25/2020	84-59	W	20-47	.426	7-23	.304	12-20	.600	2	27	29	29.0	14	14	29	1	7	59	59.0
Central Ark.	11/28/2020	65-48	W	19-53	.358	4-14	.286	6-9	.667	5	27	32	30.5	24	14	27	0	10	48	53.5
Iowa St.	12/02/2020	68-91	L	31-71	.437	11-35	.314	18-20	.900	12	33	45	35.3	18	18	12	7	6	91	66.0
<b>Total</b>		<b>198</b>		<b>70-171</b>	<b>.409</b>	<b>22-72</b>	<b>.306</b>	<b>36-49</b>	<b>.735</b>	<b>19</b>	<b>87</b>	<b>106</b>	<b>35.3</b>	<b>56</b>	<b>46</b>	<b>68</b>	<b>8</b>	<b>23</b>	<b>198</b>	<b>66.0</b>
TCU		217		83-195	.426	10-45	.222	41-58	.707	33	82	115	38.3	65	52	47	10	37	217	72.3

## Opponents Averages

Games Played	Points/game	FG Pct	3FG Pct	FT Pct	Rebounds/game	Assists/game	Turnovers/game	Assist/Turnover ratio	Steals/game	Blocks/game
3	66.0	40.9	30.6	73.5	35.3	15.3	22.7	0.7	7.7	2.7



**01 | CAROLINE GERMOND**  
JR | 5-7 | G  
Angers, France



**11 | AAHLIYAH JACKSON**  
GR | 5-10 | G  
Ft. Smith, Ark.



**4 | AMARI CONN**  
FR | 5-7 | G  
Kansas City, Mo.



**5 | YUMMY MORRIS**  
JR | 6-3 | F  
North Little Rock, Ark.



**10 | EMMA SCHMIDT**  
SR | 5-9 | G  
Waukee, Iowa



**11 | MADDI PULI**  
SO | 6-2 | G/F  
Werrabee, Australia



**12 | AALIYAH MORGAN**  
FR | 6-11 | F  
Tyler, Texas



**13 | TAVY DIGGS**  
SO | 6-2 | G  
Richardson, Texas



**15 | AJA HOLMES**  
FR | 5-8 | G  
Cibolo, Texas



**20 | LAUREN HEARD**  
SR | 5-9 | G  
Denton, Texas



**22 | KAYLA MOKWUAH**  
JR | 6-4 | C  
Longmeadow, Mass.



**23 | MICHELLE BERRY**  
GR | 6-2 | F  
Miami, Fla.



**24 | ADHEL TAC**  
FR | 5-11 | F  
Garland, Texas



**32 | PATRICIA MORRIS**  
JR | 6-7 | F  
Duarte, Calif.

**COACHING STAFF**



**RAEGAN PEBLEY**  
Head Coach  
7th Season



**HANNA HOWARD**  
Associate Head Coach  
7th Season



**BRITNEY BROWN**  
Associate Coach  
5th Season



**ABI OLAJUWON**  
Assistant Coach  
3rd Season



**LEAH FOSTER**  
Player Development  
3rd Season



**ANGELA GONZAGA**  
Director of Operations  
7th Season



**NATASCHA HARTVICH**  
Graduate Assistant  
3rd Season



**KARVIAR SHEPHERD**  
Graduate Assistant  
2nd Season