

GAME 6



TCU HORNNED FROGS (4-1, 0-1) at TEXAS TECH LADY RAIDERS (3-2, 0-1)

Saturday, Dec. 19, 2020 | 2 p.m. | Lubbock, Texas | United Supermarkets Arena

Head Coach: Raegan Pebley
at TCU: 121-79, 7th Season
Career: 277-254, 18th Season

Head Coach: Krista Gerlich
at TTU: 3-2, 1st Season
Career: 292-149, 15th Season



Ron Thulin
 Brenda VanLengen



Jeff Williams



GoFrogs.com
 TexasTech.com



@TCUWBasketball
 @TCUWBB



2020-21 SCHEDULE/RESULTS

OVERALL: 4-1 | BIG 12: 0-1

HOME: 4-1 | AWAY: 0-0 | NEUTRAL: 0-0

DATE	OPPONENT	TV	TIME/ RESULTS
N25	INCARNATE WORD	ESPN+	W, 84-59
N28	CENTRAL ARKANSAS	ESPN+	W, 65-48
D2	IOWA STATE*	ESPN+	L, 68-91
D6	at Missouri\$	SECN+	Canceled
D9	LAMAR	ESPN+	W, 79-53
D13	MIDDLE TENNESSEE	ESPN+	W, 83-77
D19	at Texas Tech*	ESPN+	2 p.m.
D22	ORAL ROBERTS	ESPN+	1 p.m.
J2	BAYLOR*	ESPN+	1 p.m.
J6	OKLAHOMA STATE*	ESPN+	6:30 p.m.
J9	at Oklahoma*	TBA	TBA
J14	at Kansas State*	TBA	TBA
J17	KANSAS*	ESPN+	1 p.m.
J20	at Texas	TBA	7 p.m.
J23	TEXAS TECH*	ESPN+	1 p.m.
J26	at Baylor*	TBA	7 p.m.
J30	WEST VIRGINIA*	ESPN+	1 p.m.
F3	at Oklahoma State*	TBA	TBA
F6	at Kansas*	TBA	TBA
F10	KANSAS STATE*	ESPN+	6:30 p.m.
F13	at Iowa State*	TBA	TBA
F17	TEXAS*	ESPN+	6:30 p.m.
F20	at West Virginia*	TBA	TBA
F24	OKLAHOMA*	ESPN+	6:30 p.m.

All times central | Home games in **BOLD**

* - Big 12 conference game | \$ - SEC/Big 12 Challenge

ESPN+ - Games shown via Big 12 Now on ESPN+

(subscription required)

FAST BREAKS

- TCU (4-1, 0-1) hits the road for the first time this 2020-21 season with a trip to Lubbock to take on the Texas Tech Lady Raiders (3-2, 0-1) this Saturday, Dec. 19. Tip-off is set for 2 p.m. inside United Supermarkets Arena.
- The Horned Frogs extended its home winning streak against non-conference opponents to 27 straight games with its win over Middle Tennessee this past Sunday. The winning streak dates back to the 2017-18 season, with TCU's last home loss to a non-con opponent coming against Yale, back on Nov. 21, 2017.
- TCU continues to rank first in the Big 12 Conference and 52nd in the nation with a .453 field goal shooting percentage. The Horned Frogs have shot 43% or better from the field in four of its five games this season, which includes a season-best .544 (31-57) effort in a win over Lamar.
- Senior Lauren Heard was named the Big 12 Conference Women's Basketball Co-Player of the Week after leading TCU to a

pair of wins last week.

- Junior Caroline Germond has dished out 20 assists to only five turnovers this season and her 4.0 assist/turnover ratio ranks No. 1 in the league and No. 22 in the nation.

A WIN WOULD ...

- Be the 633rd win in program history
- Be head coach Raegan Pebley's 278th career victory
- Be Pebley's 122nd win at TCU
- Be Pebley's 54th Big 12 win at TCU
- Snap a two-game losing skid to Texas Tech
- Be TCU's 13th win in program history against the Lady Raiders
- Be TCU's third win in the last four tries at United Supermarkets Arena

THE STARTING FIVE



20

LAUREN
HEARDG | 5-9 | Sr.
19.6 PPG

13

TAVY
DIGGSG | 6-2 | So.
11.4 PPG

1

AAHLIYAH
JACKSONG | 5-10 | Gr.
7.4 PPG

23

MICHELLE
BERRYF | 6-2 | Sr.
9.0 PPG

5

YUMMY
MORRISF | 6-3 | Jr.
11.8 PPG



ROSTER BREAKDOWN

BY CLASS

Graduate Students (2)

Michelle Berry, Aahliyah Jackson

Seniors (2)

Lauren Heard, Emma Schmidt

Juniors (4)

Caroline Germond, Kayla Mokwuah, Patricia Morris, Yummy Morris

Sophomores (2)

Tavy Diggs, Maddi Puli

Freshmen (4)

Amari Conn, Aja Holmes, Aaliyah Morgan, Adhel Tac

BY POSITION

Guard (8)

Amari Conn, Tavy Diggs, Caroline Germond, Lauren Heard, Aja Holmes, Aahliyah Jackson, Maddi Puli, Emma Schmidt

Forward (6)

Michelle Berry, Aaliyah Morgan, Maddi Puli, Patricia Morris, Yummy Morris, Adhel Tac

Center (1)

Kayla Mokwuah

BY HOME STATE/COUNTRY

Arkansas (2)

Aahliyah Jackson, Yummy Morris

Australia (1)

Maddi Puli

California (1)

Patricia Morris

Florida (1)

Michelle Berry

France (1)

Caroline Germond

Iowa (1)

Emma Schmidt

Massachusetts (1)

Kayla Mokwuah

Missouri (1)

Amari Conn

Texas (5)

Tavy Diggs, Lauren Heard, Aja Holmes, Aaliyah Morgan, Adhel Tac

NUMERICAL ROSTER

NO.	NAME	POS.	HT.	YR.	HOMETOWN (PREVIOUS SCHOOL)
0	Caroline Germond	G	5-7	Jr.	Angers, France (South Plains College)
1	Aahliyah Jackson	G	5-10	Gr.	Ft. Smith, Ark. (Texas A&M)
4	Amari Conn	G	5-7	Fr.	Kansas City, Mo. (Lincoln Prep)
5	Yummy Morris	F	6-3	Jr.	North Little Rock, Ark. (North Little Rock HS)
10	Emma Schmidt	G	5-9	Sr.	Waukee, Iowa (Waukee HS)
11	Maddi Puli	G/F	6-2	So.	Werribee, Australia (Mackillop College)
12	Aaliyah Morgan	F	6-1	Fr.	Tyler, Texas (Lee HS)
13	Tavy Diggs	G	6-2	So.	Richardson, Texas (Plano East HS)
15	Aja Holmes	G	5-8	Fr.	Cibolo, Texas (Steele HS)
20	Lauren Heard	G	5-9	Sr.	Denton, Texas (Guyer HS)
22	Kayla Mokwuah	C	6-4	Jr.	Longmeadow, Mass (George Washington)
23	Michelle Berry	F	6-2	Gr.	Miami, Fla. (Virginia Tech)
24	Adhel Tac	F	5-11	Fr.	Sachse, Texas (Sachse HS)
32	Patricia Morris	F	6-7	Jr.	Duarte, Calif. (Oregon State)

ALPHABETICAL ROSTER

NO.	NAME	POS.	HT.	YR.	HOMETOWN (PREVIOUS SCHOOL)
23	Michelle Berry	F	6-2	Gr.	Miami, Fla. (Virginia Tech)
4	Amari Conn	G	5-7	Fr.	Kansas City, Mo. (Lincoln Prep)
13	Tavy Diggs	G	6-2	So.	Richardson, Texas (Plano East HS)
0	Caroline Germond	G	5-7	Jr.	Angers, France (South Plains College)
20	Lauren Heard	G	5-9	Sr.	Denton, Texas (Guyer HS)
15	Aja Holmes	G	5-8	Fr.	Cibolo, Texas (Steele HS)
1	Aahliyah Jackson	G	5-10	Gr.	Ft. Smith, Ark. (Texas A&M)
22	Kayla Mokwuah	C	6-4	Jr.	Longmeadow, Mass (George Washington)
12	Aaliyah Morgan	F	6-1	Fr.	Tyler, Texas (Lee HS)
32	Patricia Morris	F	6-7	Jr.	Duarte, Calif. (Oregon State)
5	Yummy Morris	F	6-3	Jr.	North Little Rock, Ark. (North Little Rock HS)
11	Maddi Puli	G/F	6-2	So.	Werribee, Australia (Mackillop College)
10	Emma Schmidt	G	5-9	Sr.	Waukee, Iowa (Waukee HS)
24	Adhel Tac	F	5-11	Fr.	Sachse, Texas (Sachse HS)

COACHING & SUPPORT STAFF

POSITION	NAME (YEAR AT TCU [ALMA MATER])
Head Coach	Raegan Pebley (7th Season) [Colorado, 97]
Associate Head Coach	Hanna Howard (7th Season) [Portland, 05]
Associate Coach	Britney Brown (5th Season) [Oklahoma, 07]
Assistant Coach	Abi Olajuwon (3rd Season) [Oklahoma, 10]
Player Development Coordinator	Leah Foster (3rd Season) [St. Edward's, 06]
Director of Operations	Angela Gonzaga
Graduate Assistant	Natascha Hartvich
Graduate Assistant	Karviar Shepherd
Strength & Conditioning Coach	Taylor Larson
Athletic Trainer	Alissa Schenk

PRONUNCIATION GUIDE

Amari Conn	uh - MAR - ee
Tavy Diggs	TAH - vee (sounds like taffy)
Caroline Germond	jurr - MOND
Aja Holmes	AH - zha
Aahliyah Jackson	uh - LEE - uh
Kayla Mokwuah	mock - WUH
Maddi Puli	PEW - lie
Adhel Tac	TACK (like a thumb tack)



THE MATCH-UP

- TCU and Texas Tech meet up for the first time this season and for the 57th meeting all-time.
- Texas Tech leads the all-time series 44-13 and have won two straight after sweeping the season series from the Horned Frogs a year ago.
- The two-game skid snapped a four-game winning streak TCU had posted from Jan. 7, 2018 thru Feb. 6, 2019.
- The Horned Frogs are 5-19 all-time when facing the Lady Raiders in Lubbock. Despite last season's defeat, TCU has won two of the past three contests played inside United Supermarkets Arena.
- TCU is 11-7 against Texas Tech since the Horned Frogs became a member of the Big 12 Conference.
- Saturday's contest will tip-off at 2 p.m. and the game will be televised on the Big 12 Now on ESPN+. Ron Thulin and Brenda VanLengen will have the call.

SCOUTING THE LADY RAIDERS

- Texas Tech is coming off a 91-45 road defeat to No. 7-ranked Baylor this past Monday. The loss pushed the Lady Raiders overall record to 3-2 on the season and 0-1 in Big 12 play.
- The Lady Raiders are 3-1 at home, with its lone loss coming against Rice back on Dec. 5.
- Head coach Krista Gerlich is in her first season at the helm of the Lady Raiders program. A former graduate and player under Marsha Sharp, Gerlich took over the reins of the program after being named the new head coach on Aug. 18.
- Vivian Gray, a former Oklahoma State standout, leads the Lady Raiders in scoring with 17.2 points per game. She also leads the team with a 7.2 rebounds per game average.
- Texas Tech ranks atop the Big 12 Conference statistical rankings in assist/turnover ratio (1.35), fewest fouls (74), fewest turnovers (52) and turnovers per game (10.4)
- The Lady Raiders average 70.2 points per game, while shooting .390 from the field, .333 from three-point range and .760 from the charity stripe.

LAST TIME OUT FOR THE FROGS

- TCU escaped its largest deficit of the season, coming all the way back from 11 points down to defeat Middle Tennessee, 83-77, at Schollmaier Arena this past Sunday.
- TCU drained eight of its season-best 11 three-pointers in the second half, overcoming what was a 52-41 deficit with 6:34 left to play in the third quarter.
- Lauren Heard poured in a season-high 25 points and Tavy Diggs added 18 points to help TCU avenge last season's loss to the Lady Raiders.
- TCU forced 19 turnovers, which led to 24 points at the other end of the floor.

NON-CONFERENCE CHALK TALK

- TCU has won 27 straight home games over non-conference opponents - a streak that dates back to the 2017-18 season.
- The win streak includes WNIT home victories over the previous two seasons, as well.
- The Horned Frogs' last home loss to a non-conference opponent came back on Nov. 21, 2017, in

a defeat to Yale.

- TCU is 48-4 overall against non-conference teams played at home in the regular-season under head coach Raegan Pebley.
- TCU is 68-23 at home against all non-conference opponents under coach Pebley, which includes home wins over WNIT postseason opponents.
- A look at TCU in non-conference games over the previous six seasons:

NON-CONFERENCE PLAY IN PEBLEY ERA*

SEASON	RECORD	PCT.	H	A	N
2020-21	4-0	1.000	4-0	0-0	0-0
2019-20	9-2	.818	7-0	2-2	0-0
2018-19	10-1	.909	8-0	2-0	0-1
2017-18	10-2	.833	7-1	1-1	2-0
2016-17	8-3	.727	8-1	0-2	0-0
2015-16	8-3	.727	7-1	1-2	0-0
2014-15	8-3	.727	7-1	0-1	1-1
OVERALL	57-14	.802	48-4	6-8	3-2

* - Regular-season contests only

HOME SWEET SCHOLLMAIER ARENA

- TCU is 34-2 overall in non-conference games played inside Schollmaier Arena.
- In addition to the team's 27 consecutive win streak over non-conference opponents at home, TCU has compiled an overall record of 34-7 inside the complex over the past three seasons.
- The Horned Frogs are now 66-23 all-time inside Schollmaier Arena since opening back on Dec. 20, 2015.

THRICE AS NICE

- Senior Lauren Heard averaged 20.5 points, 8.5 rebounds, 4.5 assists and 1.5 steals last week on the way to being named the Big 12 Co-Player of the Week.
- Heard poured in 16 points against Lamar and then followed with a season-high 25-point effort against Middle Tennessee.
- This marks the third Big 12 Player of the Week honor in her career, after collecting a pair of POW selections last season.
- She is the first TCU player to be named Big 12 Player of the Week three times in a career, surpassing Zahna Medley as the only other two-time Big 12 recipient. Medley was also tabbed a Big 12 Freshman of the Week four times.
- Heard becomes the first TCU player to be named the conference player of the week at least three times in a career since Helena Sverrisdottir (nine-time MWC Player of the Week honors).

MOVING ON UP

- Senior Lauren Heard is making her way up the ranks in multiple school career leaders lists.
- The Denton, Texas, native moved past a pair of TCU greats this past week and currently ranks No. 16 all-time with 1,158 career points.
- Heard is just eight points away from tying Amy Sutton's total of 1,166 points and 12 points shy from tying Kianna Ray's mark of 1,170 points. Heard is 20 points shy from No. 13 overall and Tricia Payne's total of 1,178 points.

GENERAL INFORMATION

Location	Fort Worth, Texas
Founded	1873
Enrollment	11,379
Colors	Purple and White
Nickname	Horned Frogs
Home Facility	Ed and Rae Schollmaier Arena
Opened	2015
Capacity	6,700
Conference	Big 12 Conference
Affiliation	NCAA Division I
Chancellor	Dr. Victor J. Boschini Jr.
Athletics Director	Jeremiah Donati
Senior Woman's Administrator	Kim Johnson
Faculty Athletics Rep.	Rhonda Hatcher
Athletics Department Phone	(817) 257-5658

HISTORY

First Season	1977-78 (44th season)
First NCAA DI Season	1982-83 (38th season)
Record All-Time	632-657 (.489)
Record in NCAA DI	557-583 (.487)
Regular Season Conference Championships	3
Conference Tournament Championships	3
Years in NCAA Championships (Last)	.9 (2010)
Record in NCAA Championships	5-9
Years in WNIT (Last)	.7 (2019)
Record in WNIT	13-7

BASKETBALL COACHING STAFF

Head Coach	Raegan Pebley (Colorado, 1997)
Record at TCU	121-79 (7th season)
Career Record	277-254 (18th season)
Associate Head Coach	Hanna Howard (7th season)
Associate Coach	Britney Brown (5th season)
Assistant Coach	Abi Olajuwon (3rd season)
D-Ops	Angela Gonzaga (7th season)
Player Development	Leah Foster (3rd season)
GA's	Natascha Hartvich (3rd season)
	Karviar Shepherd (2nd season)
Administrative Assistant	Jodi Clifton
Office Phone Number	(817) 257-7962

2019-20 REVIEW

Overall Record	.22-7
Home	13-3
Away	9-4
Neutral	0-0
Big 12 Record (Finish)	13-5 (2nd)
Conference Tournament	N/A
Postseason	N/A
Final AP/USA Today Ranking	RV/RV

2020-21 PREVIEW

Letterwinners Returning/Lost	5/8
Starters Returning/Lost	2/4
Returning Redshirts	0
Newcomers	9

ATHLETICS COMMUNICATIONS

Women's Basketball Contact	Dameon Myres
Cell Phone	(817) 897-5331
Office Phone	(817) 257-5367
Email	d.myres@tcu.edu



TOP-25 POLLS

ASSOCIATED PRESS TOP-25 (Dec. 14, 2020)

No.	Team	Rec.	Pts.	Last
1	Stanford	4-0	742	1
2	Louisville	5-0	692	2
3	Connecticut	1-0	676	3
4	NC State	6-0	673	4
5	South Carolina	4-1	640	5
6	Arizona	4-0	607	6
T-7	Baylor	3-1	544	7
T-7	Oregon	5-0	544	8
9	Kentucky	6-0	507	9
10	Texas A&M	6-0	470	10
11	UCLA	4-1	445	11
12	Arkansas	7-1	409	13
13	Mississippi State	2-1	406	12
14	Maryland	3-1	356	14
15	Indiana	2-1	323	15
16	Northwestern	1-0	290	17
17	Ohio State	4-0	220	18
18	Syracuse	4-0	211	20
19	Michigan	5-0	205	19
20	Missouri State	3-1	192	21
21	Oregon State	3-2	117	15
22	Texas	4-1	115	23
23	South Florida	3-1	113	NR
24	DePaul	2-2	78	24
25	Gonzaga	3-2	69	25

OTHERS RECEIVING VOTES: Wake Forest 23, Iowa State 15, Michigan State 15, Virginia Tech 13, Georgia 12, North Carolina 5, West Virginia 5, South Dakota State 4, Arizona State 3, Utah 3, Villanova 2, Florida State 2, Boston College 2, Rutgers 1, Iowa 1

USA TODAY COACHES TOP-25 (Dec. 15, 2020)

No.	Team	Pts.	Last	1st-Place Votes
1	Stanford (4-0)	791	1	25
2	Louisville (5-0)	766	2	6
3	NC State (6-0)	724	3	0
4	South Carolina (4-1)	691	4	0
5	Connecticut (1-0)	684	5	0
6	Arizona (4-0)	620	6	0
7	Baylor (4-1)	601	7	0
8	Oregon (5-0)	598	8	1
9	Kentucky (6-0)	548	9	0
10	Texas A&M (6-0)	503	10	0
11	UCLA (4-1)	446	11	0
12	Arkansas (7-1)	430	13	0
13	Mississippi State (3-1)	403	12	0
14	Maryland (4-1)	397	14	0
15	Indiana (2-1)	324	15	0
16	Syracuse (4-0)	282	18	0
17	Ohio State (4-0)	270	19	0
18	Northwestern (2-0)	247	17	0
19	Michigan (5-0)	245	20	0
20	Missouri State (4-1)	172	22	0
21	Oregon State (3-2)	112	16	0
22	Texas (4-1)	96	NR	0
23	DePaul (2-2)	94	23	0
24	South Florida (3-1)	83	NR	0
25t	Gonzaga (3-2)	65	25	0
25t	Virginia Tech (6-0)	65	NR	0

OTHERS RECEIVING VOTES: Arizona State (5-2) 27; South Dakota State (3-2) 19; Florida State (2-0) 19; Iowa (4-1) 17; Rutgers (2-1) 15; West Virginia (5-1) 13; Wake Forest (4-1) 9; Iowa State (3-3) 9; South Dakota (2-2) 6; Florida Gulf Coast (4-2) 6; North Dakota State (3-1) 1; Michigan State (4-0) 1; IUPUI (4-1) 1.

• She has tallied 356 career free throws and currently ranks No. 6 all-time, just two free throws shy from moving into No. 5 and surpassing Janice Dziuk's total of 357 free throws.

• Heard ranks No. 8 all-time with 317 career assists and with 174 career steals, she is just three steals shy from moving into the school's top-10 list.

• A complete list of career-record marks for Heard can be found in these notes on page five.

FASTEST TO 100

• Lauren Heard heads into Saturday's game with 98 points on the season, just needing two points to net 100 points for the season.

• Should Heard get at least two points against the Lady Raiders, she would become the fifth different TCU player to pour in at least 100 points through her first six games over the past 15 years.

• Zahna Medley is the last player to score 100+ points in six games, having done it in both 2015-16 and 2013-14. She scored 102 points in six games back in 2015-16 and notched 116 points in six games during the 2013-14 campaign.

• Heard would also join the likes of Emily Carter (136, 2010-11), TK Lafleur (102, 2008-09) and Adrienne Ross (101, 2006-07) as the only players to accomplish the feat in the past 15 seasons.

A-LISTED!

• Lauren Heard was named to both the Lieberman Award and Naismith Trophy preseason watch lists.

• An All-Big 12 First Team selection a year ago, and a Preseason All-Big 12 honoree, Heard is the only returning Big 12 player to rank among the top-10 in the league in scoring, assists and steals.

• She ranked fourth overall in the Big 12 in points scored (18.4), sixth in assists (4.0) and was second in steals (2.1).

• She led the league and was the only player in the conference to average at least 20 points (20.1) in Big 12 only games last season.

• In five games against top-25 ranked teams, she averaged 16.4 points, tallied 2.4 steals and dished out 3.2 assists per contest.

JACKSON FIVE-FOR-FIVE

• Graduate transfer Aahliyah Jackson registered a 5-of-5 effort from the field in a win over Central Arkansas back on Nov. 28.

• Jackson became the first TCU player to shoot 1.000 from the field with at least five attempts since Jordan Moore was 8-of-8 against West Virginia back on Feb. 16, 2019.

• In her first season with the Horned Frogs, Jackson has notched new single-game career-highs in minutes (29), points (13, twice), field goals (5) and steals (3).

GO HOLMES AND BERRY THE THREE

• Senior Michelle Berry and freshman Aja Holmes both drained three three-pointers each in TCU's win over Middle Tennessee on Sunday.

• For Berry, it was the first time she had drained three three-pointers in a game as a Horned Frog.

• It was the first time she had three treys in a game since her three triples with Cal State Fullerton, in a

game played against Cornell back on Dec. 21, 2015.

• Holmes not only drained her first three-pointer as a Horned Frog, but she also set a new career-high with three field goals made overall.

• Holmes finished with nine points - also a new career-high for the frosh.

WE REALLY DIGGS IT

• Sophomore Tavy Diggs scored a career-high 19 points in TCU's loss to Iowa State on Dec. 2.

• The Richardson, Texas, native poured in 10 more points than her previous career-high, which was a nine-point effort that she scored in the season-opener against Incarnate Word.

• Diggs, who is averaging 9.8 points and 5.8 rebounds on the season, has already put up new career-highs in minutes (35), field goals made (9), rebounds (8) and assists (4).

THE COMEBACK TRAIL

• TCU erased an 11-point deficit in its win over Middle Tennessee this past Sunday.

• It marked the first come-from-behind win this season following a deficit of at least 10 points and the third overall in the past two seasons.

• The Horned Frogs wiped out a 10-point deficit to Iowa State and a 12-point deficit to Kansas State last season. Both wins came on the road.

WHAT'S IN A NAME

• The Horned Frogs will be facing a team named the Lady Raiders for a second straight time when it meets up with Texas Tech on Saturday.

• TCU just picked up a win over the Middle Tennessee Lady Raiders this past Sunday in Fort Worth.

• In addition to its back-to-back games against a Lady Raiders squad, TCU has also faced the Cardinals twice this season.

• TCU opened the season against the Incarnate Word Cardinals and faced off against the Lamar Cardinals this past week.

YOU STOLE IT!

• TCU tallied 21 steals in its season-opening win against Incarnate Word.

• The Horned Frogs totaled 20+ steals in a game for the first time in more than 16 seasons. It was the first 20-steal game since collecting 20 steals against Cornell back on Jan. 2, 2006.

• The 21 steals are tied for the fourth-most in a single game by a TCU team.

• The all-time record is 24 steals, which happened twice overall, but the last time coming against Southern Miss back in 2005.

A LOOK AHEAD

• TCU will wrap-up non-conference play this next Tuesday, Dec. 22, hosting Oral Roberts at Schollmaier Arena.

• Tip-off between the Horned Frogs and Golden Eagles is set for 1 p.m.

• Following a 10-day break from action over the holidays, TCU will then return to action on Jan. 2, 2021, hosting the Baylor Bears in Big 12 Conference action.

SERIES BREAKDOWN



VS.



Meeting	57th
All-Time Series	TTU leads, 44-12
Date Series Began	Feb. 2, 1980
Last Game Played	March 1, 2020
Current Winning Streak	TTU, won 2
In Fort Worth	6-17
In San Antonio	5-19
Neutral Site	1-8

SINCE TCU JOINED THE BIG 12 CONFERENCE

TCU Record in Series	11-7
TCU at Home	6-2
TCU on the Road	4-4
TCU on a Neutral Court	1-1

LAST 10 GAMES

Date	W/L	Score	Location
03/01/2020	L	83-87	Lubbock
01/08/2020	L	76-80	Fort Worth
02/06/2019	W	70-63	Lubbock
01/16/2019	W	78-70	Fort Worth
02/21/2018	W	72-60	Lubbock
01/07/2018	W	93-72	Fort Worth
03/03/2017	L	58-76	Oklahoma City*
02/27/2017	L	64-79	Lubbock
02/08/2017	W	76-62	Fort Worth
01/13/2016	W	69-48	Fort Worth

* - Big 12 Championship Tournament

TALE OF THE TAPE

	TCU	TTU
Record	4-1	3-2
Conference. Record	0-1	0-1
Scoring	75.8	70.2
Opponent Scoring	65.6	64.2
Scoring Margin	+10.2	+6.0
Field Goal Percentage	.453	.390
Field Goal Percentage Defense	.375	.414
Three-Point Field Goal Percentage	.320	.333
Three-Point Field Goal Percentage Defense	.304	.322
Free Throw Percentage	.726	.760
Rebounding	39.6	38.6
Opponent Rebounding	36.4	39.4
Rebounding Margin	+3.2	-0.8
Assists	17.4	14.0
Turnovers	14.8	10.4
Steals	9.0	7.6
Blocks	3.4	2.8

TEAM LEADERS

	TCU	MTSU
Scoring	Heard 19.6 / gm	Gray 17.2 / gm
Rebounding	Berry 7.0 / gm	Tucker 6.8 / gm
Assists	Heard 26	Gray 15
Steals	Heard 12	Jackson 6
Blocks	Y. Morris 6	Gerlich 6

HEARD'S PUSH FOR THE RECORD BOOKS

CAREER RECORDS

POINTS

14. Kianna Ray	2016-20	1,170
15. Amy Sutton	1997-2001	1,166
16. Lauren Heard	2017-Present	1,158
17. Ebony Shaw	2000-04	1,156
18. Leah Garcia	1994-98	1,151

FIELD GOALS MADE

8. Leah Garcia	1994-98	478
9. Amy Okonkwo	2016-19	477
10. Emily Carter	2007-11	474
-- Lauren Heard	2017-Present	359

FIELD GOAL ATTEMPTS

8. Janice Dziuk	1986-90	1,137
9. Jill Sutton	1997-01	1,087
10. Jordan Moore	2015-19	1,080
-- Lauren Heard	2017-Present	975

FREE THROWS MADE

4. Zahna Medley	2012-16	393
5. Janice Dziuk	1986-90	357
6. Lauren Heard	2017-Present	356
7. Adrienne Ross	2003-08	341
8. Jordan Moore	2015-19	332

FREE THROW ATTEMPTS

3. Jordan Moore	2015-19	524
4. Janice Dziuk	1986-90	511
5. Lauren Heard	2017-Present	493
6. Zahna Medley	2012-16	476
7. Adrienne Ross	2003-08	467

ASSISTS

6. Adrienne Ross	2003-08	387
7. Moneka Knight	2004-08	348
8. Lauren Heard	2017-Present	317
9. Amy Sutton	1997-2001	304
Leah Garcia	1994-98	304

STEALS

9. Lorie Butler-Rayford	2004-08	183
10. Veja Hamilton	2012-16	177
Teresia Hudson	1985-88	177
-- Lauren Heard	2017-Present	174





BIG 12 STANDINGS

TEAM	BIG 12	PCT.	H	A	Streak	OVERALL PCT.	H	A	N	Streak
Baylor	2-0	1.000	1-0	1-0	W1	4-1 0.800	2-0	2-1	0-0	W2
Kansas	1-0	1.000	1-0	0-0	W1	4-1 0.800	4-0	0-1	0-0	W2
Oklahoma State	1-0	1.000	0-0	1-0	W1	4-2 0.667	3-2	1-0	0-0	W1
Iowa State	1-0	1.000	0-0	1-0	W1	4-3 0.571	2-1	2-2	0-0	W2
West Virginia	0-1	0.000	0-1	0-0	L1	5-1 0.833	3-1	0-0	2-0	W1
TCU	0-1	0.000	0-1	0-0	L1	4-1 0.800	4-1	0-0	0-0	W2
Texas	0-0	0.000	0-0	0-0	---	4-1 0.800	4-1	0-0	0-0	W1
Kansas State	0-0	0.000	0-0	0-0	---	5-2 0.714	4-2	1-0	0-0	W3
Texas Tech	0-1	0.000	0-0	0-1	L1	3-2 0.600	3-1	0-1	0-0	L1
Oklahoma	0-2	0.000	0-1	0-1	L2	1-4 0.200	1-2	0-2	0-0	L1

BIG 12 PRESEASON HONORS

PRESEASON PLAYER OF THE YEAR

NaLyssa Smith, Baylor, F, 6-2, Jr., Converse, Texas

PRESEASON NEWCOMER OF THE YEAR

DiJonai Carrington, Baylor, G, 5-11, Gr., San Diego, Calif.

PRESEASON FRESHMAN OF THE YEAR

Sarah Andrews, Baylor, G, 5-6, Irving, Texas

PRESEASON ALL-BIG 12 TEAM

Queen Egbo, Baylor
 DiDi Richards, Baylor
 NaLyssa Smith*, Baylor
 Ashley Joens, Iowa State
 Ayoka Lee, Kansas State
 Taylor Robertson, Oklahoma
 Natasha Mack, Oklahoma State
Lauren Heard, TCU
 Charli Collier, Texas
 Vivian Gray, Texas Tech

HONORABLE MENTION

Kristin Scott (Iowa State), Zakiyah Franklin (Kansas),
 Holly Kersgieter (Kansas), Rachel Ranke (Kansas
 State), Ana Llanusa (Oklahoma), Madi Williams
 (Oklahoma), Celeste Taylor (Texas), Chrislyn Carr
 (Texas Tech), Kysre Gondrezick (West Virginia) and
 Kari Niblack (West Virginia).

BIG 12 PRESEASON POLL

1. Baylor (9) 81
2. Texas (1) 73
3. Iowa State 69
4. Kansas State 50
5. West Virginia 45
6. Texas Tech 36
7. Oklahoma 33
8. Oklahoma State 26
- 9. TCU 23**
10. Kansas 14

BIG 12 PLAYERS OF THE WEEK

DATE	PLAYER	SCHOOL
Nov. 30	Charli Collier	Texas
Dec. 7	Ashley Joens	Iowa State
Dec. 14	Lauren Heard	TCU
	Ashley Joens	Iowa State

TCU HONOR ROLL

LAUREN HEARD


Preseason All-Big 12	Oct. 21
Lieberman Watch List	Nov. 9
Naismith Trophy Watch List	Nov. 17
TCU Student-Athlete of the Week	Dec. 2
Big 12 Player of the Week	Dec. 14
TCU Student-Athlete of the Week	Dec. 15

YUMMY MORRIS

TCU Scholar-Athlete of the Month	Dec. 2
----------------------------------	--------

BIG 12 FRESHMAN OF THE WEEK

DATE	PLAYER	SCHOOL
Nov. 30	Ioanna Chatzileonti	Kansas
Dec. 7	Ioanna Chatzileonti	Kansas
Dec. 14	Lexi Donarski	Iowa State



ED & RAE SCHOLLMAYER ARENA | OPENED 2015-16



TCU INSIDE SCHOLLMAYER ARENA

YEAR	NC	B12	PS	OVA	PCT.
2020-21	4-0	0-1	0-0	4-1	.800
2019-20	7-0	6-3	0-0	13-3	.812
2018-19	8-0	6-3	3-0	17-3	.850
2017-18	6-1	5-4	2-0	13-5	.722
2016-17	8-1	3-6	0-0	11-7	.611
2015-16*	1-0	5-4	2-0	8-4	.667
	34-2	25-21	7-0	66-23	.741

* - First Game: _____ Dec. 20, 2015
TCU 76, Southern Utah 47

NC - Non-Conference
B12 - Big 12 Conference
PS - Postseason

Previously known as the Daniel-Meyer Coliseum, the facility underwent a \$72 million renovation that was completed during the 2015-16 season. The Schollmaiers provided the lead gift of \$10 million. The Daniel-Meyer name is still prominent as the entire area is known as the Daniel-Meyer Athletic Complex.

The TCU men's and women's basketball programs received new locker rooms and team meeting rooms as well as an expanded sports medicine center. There is also locker rooms for visiting teams and a new video board.

The new building facade for the Ed and Rae Schollmaier Arena architecturally complements Amon G. Carter Stadium and the TCU campus. The interior has a lower playing surface to increase courtside seating and provide a more intimate atmosphere. Wider concourses and multiple public entries have helped ease congestion. The fan experience is further enhanced by new concession stands, a food court and restrooms as well as increased points of sale. A new courtside club lounge is also located on floor level. The facility also includes offices for the athletics administrative staff as well as coaches in various sports, allowing the Ed and Rae Schollmaier Arena to be the hub of TCU Athletics.

Additional features of the Ed and Rae Schollmaier Arena are the Jane & John Justin TCU Athletics Hall of Fame on the concourse level, offices for Olympic sports and administration and a larger main ticket office to support the arena and Amon G. Carter Stadium.

ED AND RAE SCHOLLMAYER HISTORY

Ed Schollmaier is the retired CEO of Alcon Laboratories, Inc., while the late Rae Schollmaier was a dedicated civic volunteer. Through the Schollmaier Foundation, they are longtime philanthropic leaders in Fort Worth.

A TCU Trustee since 1996, Ed Schollmaier chaired the Building and Grounds Committee and served on the Executive, Fiscal Affairs and Intercollegiate Athletics committees, as well as the Committee on Trusteeship.

Ed Schollmaier was a member of the Neeley School International Board of Visitors and the recipient of Neeley's Ike Harrison Award. He has been recognized as an Honorary Alumnus and an Honorary TCU Letterman. Rae Schollmaier served on the College of Fine Arts International Board of Visitors, the Fine Arts Task Force of The Commission on the Future of TCU and the KinderFrogs School Advisory Board. For their service and generous support, the Schollmaiers were honored with TCU's Horizon Award and the Royal Purple Award.

The Schollmaiers have also supported TCU Athletics through the Ed and Rae Schollmaier Basketball Complex, which opened in 2004.



HEAD COACH | RAEGAN PEBLEY | 7TH SEASON



Raegan Pebley is in her seventh season as TCU women's basketball head coach in 2020-21. Pebley led the Horned Frogs to four postseason appearances in her first five seasons, including WNIT Semifinals appearances in both 2017-18 and 2018-19. The 2019-20 squad was on the way to making a postseason appearance prior to the NCAA Tournament being canceled due to the COVID-19 pandemic.

Pebley (pronounced Pee-blee) has had the Frogs on an upward trend over the past three seasons, as their 69 total wins during that stretch are ranked third among all Big 12 teams while its 32 conference victories also rank third.

The 2019-20 campaign saw the Frogs register a 22-7 overall record and a 13-5 mark in Big 12 play. It marked Pebley's third-consecutive 20-win season, while the 13 Big 12 wins rank most in school history. It also matches the most conference wins for TCU in any league (2000-01, WAC; 2007-08 and 2010-11, MWC). TCU would go onto finish second-place in the Big 12 standings - the highest finish for the Frogs since joining the league in 2012-13.

The Frogs have been on an upward trend over the past three seasons. TCU notched a 24-11 record in 2018-19, coming up just one-win shy of the school's record 25 victories (2000-01, 2003-04). In addition, TCU also set program records with 17 home victories in 2018-19 and the 13 Big 12 Conference wins this past season. The Horned Frogs also managed to register its most road wins in the Pebley era, notching nine victories on the road in 2019-20.

TCU collected its first national ranking in 10 years during the 2017-18 campaign, as well, coming in as high as No. 22. The Frogs then made its way back into the WBCA Top-25 rankings during the 2019-20 season, coming in at No. 25, the week of Feb. 25.

TCU ranked among the Big 12's top teams this past season, ranking first in free throw attempts (621), third in free throws made (417), second in steals (274), first in steals per game (9.4), second in opponent three-point percentage (.273), and first in forced turnovers (18.62). Three different Horned Frogs would go onto earn All-Big 12 honors, giving TCU at least two players on the All-Big 12 team in four of its six seasons as a member of the Big 12 Conference.

Lauren Heard became just the third Horned Frog in program history to be named to the All-Big 12 First Team, joining Zahna Medley (2014, 2015, 2016) and Jordan Moore (2019). Kianna Ray would earn second team honors and Jayde Woods was named honorable mention. A total of 14 players have earned All-Big 12 honors under Pebley.

The 2019-20 campaign also saw Pebley record her 100th victory on the sidelines at TCU. She is just the second coach in school history to boast at least 100 victories at the helm of the Horned Frogs basketball program.

The Frogs went on a tear in the postseason for a second-consecutive year in 2018-19, winning four games in the WNIT before falling on the road to eventual champion Arizona in the semifinals. Pebley's squad dominated the early rounds of the tournament, winning its first four games by an average of 17 points, including three victories at home and an impressive road win at Arkansas.

TCU finished among the top-three teams in the Big 12 in several statistical categories in 2018-19, including scoring defense, blocked shots, assists, turnover margin and steals. The Frogs finished eighth in the NCAA in both total blocked shots (189) and blocked shots per game (5.4) and led the Big 12 in total steals (331), steals per game (9.5) and turnovers forced per game (17.34).

The 2018-19 season was a continuation of a successful

climb for TCU under Pebley. The Frogs won 18 games in each of her first two seasons with a WNIT Second Round appearance in 2014-15 followed by appearances in the WNIT Third Round and Semifinals in 2015-16 and 2017-18, respectively. TCU's WNIT victory in 2015 was its first postseason win in seven years.

During the 2017-18 campaign, the Frogs earned their first national ranking since 2010, claiming a spot in the top-25 for three weeks. The ranking came in the midst of a seven-game Big 12 winning streak, the Frogs' best conference winning streak since 2008. During the streak, the Frogs beat No. 7 Texas then knocked off No. 15 West Virginia on the road, marking just the second time in program history TCU won back-to-back games against ranked teams.

The Frogs went on to finish 9-9 in the Big 12 in 2017-18, capping the regular season with a win over Oklahoma in the Big 12 Championship quarterfinal and advancing to the first semifinal since the Frogs joined the Big 12.

TCU then played in its third WNIT under Pebley and made a deep run in the tournament, advancing to the semifinal where the Frogs fell on the road to eventual champion Indiana. Along the way, TCU won four games in the tournament, including a pair of road wins, pushing TCU's total to 10 wins away from home in 2017-18, the program's most since 2004-05.

In 2017-18, TCU was the only Big 12 team to finish in the Big 12's top three in field goal, 3-point and free throw percentage. The Frogs averaged 74.8 points and 16.5 assists per game, both the second best in program history, and posted a program-best 1.1 assist-turnover ratio.

Individually, numerous players have flourished in Pebley's system, perhaps none more than TCU's all-time leading scorer, Medley who earned three All-Big 12 First Team honors in her career - two under Pebley - and was the first three-time all-conference first team selection in program history.

Medley finished her career with TCU bests of 1,975 career points, a 15.6 points per game scoring average and 316 made 3-pointers. She finished second in TCU history with 633 made field goals and 510 assists.

Moore's progression throughout her TCU career is indicative of Pebley's teaching ability. The Round Rock, Texas, native finished her career as TCU's all-time leader in field goal percentage, shooting 54.7 percent in her four years in Fort Worth, as well as the single-season leader after shooting 59.0 percent in her senior campaign. She also finished seventh in the TCU record book with 1,514 points, second with 892 rebounds and third with 243 blocks.

Additionally, the Frogs have won both of their Big 12 individual awards under Pebley, most recently with Okonkwo earning the Sixth Man Award in 2017-18. Chelsea Prince was named the Big 12 Defensive Player of the Year in 2014-15, marking the fourth-straight such selection under Pebley.

Off the court, the Frogs have seen incredible success under Pebley. In her six seasons, TCU student-athletes have earned 27 Academic All-Big 12 honors, that after earning just four in the two years prior to Pebley's arrival.

Included in the 27 selections is a record four first-team selections in 2019-20. Jada Butts was one of the 2016-17 first team selections and became the first Frog to earn Academic All-Big 12 honors in four straight years, while Ray followed in her footsteps, taking home all-academic honors from 2016-20.

Pebley has not only served TCU, but also the women's basketball community as a whole. She is a member of the Kay Yow Cancer Fund Board of Directors, helping guide the Fund's mission to extend and improve the lives of all women battling cancer by raising money for research and assisting the underserved.

PEBLEY'S TIMELINE

1997-99:	George Mason	Assistant Coach
1999-2001:	Colorado State	Assistant Coach
2002-12:	Utah State	Head Coach
2012-14:	Fresno State	Head Coach
2014-present:	TCU	Head Coach

COACHING HIGHLIGHTS

HONORS (AT TCU)

- Four WNIT appearances
- 11 postseason wins
- 14 All-Big 12 selections
- Big 12 Defensive Player of the Year
- Big 12 Sixth Man of the Year
- 26 Academic All-Big 12 selections

HONORS (PRIOR TO TCU)

- Seven NCAA Tournaments (two as head coach, one as assistant coach, four as player)
- 12 overall postseason appearances (NCAA and WNIT)
- WBCA National Coach of the Year Finalist (2001)
- WAC Coach of the Year (2001)
- Rebuilt Utah State program that was reinstated in 2003 after 25-year hiatus

PLAYING HIGHLIGHTS

- 106-24 record, four NCAA Tournament appearances in four seasons at Colorado
- Elite Eight appearance as sophomore
- Two Sweet Sixteen appearances
- Finished all four seasons ranked in Associated Press Top 25; two AP top-five finishes
- 1,045 career points, 701 career rebounds
- Two-time all-conference, including second-team All-Big 12 in 1997
- 21st overall selection in 1997 WNBA Draft (Utah Starzz)
- Played in WNBA's first two seasons (Utah Starzz, Cleveland Rockers)

COACHING RECORD

YEAR	SCHOOL	OVERALL	CONF	FINISH
2003-04	Utah State	5-22	5-13	T-8th
2004-05	Utah State	14-14	9-9	6th
2005-06	Utah State	3-24	2-14	9th
2006-07	Utah State	11-18	7-9	6th
2007-08	Utah State	9-20	5-11	7th
2008-09	Utah State	16-15	9-7	T-5th
2009-10	Utah State	13-17	5-11	7th
2010-11	Utah State	18-15	10-6	3rd
2011-12	Utah State	21-10	11-3	2nd
2012-13	Fresno State	24-9	13-3	2nd
2013-14	Fresno State	22-11	13-5	2nd
2014-15	TCU	18-14	9-9	T-3rd
2015-16	TCU	18-165	8-10	T-6th
2016-17	TCU	12-18	4-14	9th
2017-18	TCU	23-13	9-9	5th
2018-19	TCU	24-11	10-8	6th
2019-20	TCU	22-7	13-5	2nd
2020-21	TCU	4-1	0-1	- -

SCHOOL	YEARS	OVERALL	CONF
Utah State	9	110-155	63-94
Fresno State	2	46-20	26-8
TCU	7	121-79	53-56
	18	277-254	142-158



She is also a member of the Women's Basketball Coaches Association (WBCA) Board of Directors, helping the Association's mission to improve and advance the game of women's basketball.

TCU officially announced the hiring of Pebley as the program's seventh head coach on April 1, 2014.

Pebley arrived at TCU after spending the previous two seasons at Fresno State where she led the Bulldogs to Mountain West tournament titles and berths into the NCAA Tournament in each of her two seasons. Fresno State compiled a 46-20 (.697) overall record under the direction of Pebley, including a 26-8 (.765) mark in league play, while four Bulldogs earned All-Mountain West honors, including back-to-back Defensive Player of the Year selections.

Pebley's Fresno State squads featured one of the top defensive units in the country, as the 2012-13 Bulldogs ranked third in the NCAA in steals with 12.9 per game, doing so while only fouling 12.1 times per game to rank No. 7 nationally for the fewest fouls committed per game. The Bulldogs allowed a paltry 62.4 points per contest in the two seasons under Pebley.

The Orem, Utah, native faced a tall task in her first head coaching position, starting the Utah State women's basketball program after its reinstatement in 2003 following a 25-year hiatus. Pebley led the Aggies for nine seasons, building the program from scratch into back-to-back WNIT berths, marking the first postseason appearances in school history.

Pebley garnered WAC Coach of the Year accolades for the 2010-11 season after the Aggies advanced to their first WNIT, where they toppled Arizona, and was a WBCA National Coach of the Year finalist in 2012 after Utah State registered its first-ever 20-win season and returned to the WNIT.

In her nine seasons at Utah State, 12 Aggies earned all-conference honors, including Ashlee Brown, who was named the WAC Defensive Player of the Year in 2012, the first of four straight student-athletes to earn the league's top defensive awards under Pebley. Before taking over the Utah State program, Pebley served as an assistant coach at George Mason from 1997-99 under Jim Lewis and Debbie Taneyhill and at Colorado State from 1999-01 under Tom Collen.

At CSU, the Rams went 48-17 in her two seasons with the team reaching the second round of the NCAA Tournament in 2001 and the semifinals of the WNIT in 2000.

A standout at the University of Colorado, Pebley was selected with the 21st overall pick of the inaugural WNBA Draft in 1997, where she played two seasons with the Cleveland Rockers and Utah Starzz. She has since returned to a role within the league as she regularly serves as the color analyst on television broadcasts for the Dallas Wings.

During her collegiate career at Colorado, Pebley helped lead the Buffs to a 106-24 overall record and four conference championships, including winning the inaugural Big 12 tournament title in 1997. In her career, Pebley earned all-conference accolades twice, including a second team All-Big 12 selection in 1997. She is the first former All-Big 12 selection to return to coach in the league.

CU made two Sweet 16 appearances during her career, including a trip to the Elite Eight during her sophomore season, as the Buffs won a school-record 30 games (30-3 overall). Colorado won 25-straight games that season and finished the year ranked No. 2 in the final AP poll.

Pebley, whose maiden name is Scott, was one of nine players in CU history to score over 1,000 career points (1,045) and collect over 700 rebounds (701). Pebley played under legendary head coach Ceal Barry who was a 2018 inductee into the Women's Basketball Hall of Fame.

Pebley and her husband, Keith, have one son, Joseph, and one daughter, Harper.

PEBLEY VS. OPPONENTS

Air Force	5-1	North Dakota State	1-1
Alabama	1-0	Northern Arizona	4-0
Alcorn State	2-0	Northern Colorado	0-2
American	0-1	Northwestern State	1-0
Arizona	2-1	Ohio	1-0
Arkansas	1-0	Oklahoma	6-7
Army	2-0	Oklahoma State	6-6
Asbury	1-0	Ole Miss	1-0
Auburn	1-0	Oral Roberts	1-0
Baylor	0-13	Oregon	0-1
Boise State	13-9	Pacific	2-5
Bowling Green	0-1	Pepperdine	0-1
Butler	1-1	Portland	3-3
BYU	0-7	Portland State	0-2
Cal Maritime	1-0	Prairie View A&M	3-0
Cal Poly	3-1	Robert Morris	1-0
Cal State Bakersfield	1-0	Saint Louis	0-2
Cal State Fullerton	2-3	Saint Mary's	2-0
Cal State Northridge	4-1	Sam Houston State	4-0
California	0-1	San Diego	0-1
Central Arkansas	1-0	San Diego Christian	1-0
Cincinnati	1-0	San Diego State	4-2
Colgate	1-0	San Francisco	2-2
Colorado	0-1	San Jose State	12-4
Colorado State	4-2	Santa Clara	1-1
Cornell	1-0	Seton Hall	0-1
Dixie State	0-1	South Dakota	1-0
Duquesne	1-0	Stephen F. Austin	2-0
Eastern Michigan	1-0	SMU	6-0
Eastern Washington	2-0	South Dakota State	1-1
Fresno State	2-14	Southeastern Louisiana	1-0
Georgia	0-1	Southern	1-0
Grambling	2-0	Southern Miss	0-1
Hampton	1-0	Southern Utah	6-1
Hawaii	6-8	Stanford	0-2
Houston Baptist	1-0	Texas	3-11
Idaho	11-10	Texas A&M	0-6
Idaho State	2-7	Texas Southern	2-0
Illinois	0-1	Texas State	3-0
Incarnate Word	2-0	Texas Tech	8-5
Indiana	0-1	UC Irvine	4-3
Iowa State	8-6	UC Merced	1-0
IPFW	0-1	UC Riverside	3-2
Kansas	11-2	UC Santa Barbara	0-4
Kansas State	7-5	ULM	1-0
Lamar	3-0	UNLV	6-1
Liberty	1-0	USC	1-1
Long Beach State	1-4	UT Arlington	2-0
Louisiana Tech	2-14	Utah	1-3
LSU	0-1	Utah State	1-0
Massachusetts	0-1	Utah Valley	5-3
McNeese	1-0	UTEP	0-1
Middle Tennessee	1-1	UTRGV	2-0
Mississippi Valley State	1-0	Washington State	1-1
Missouri	0-0	Weber State	4-4
Missouri State	2-0	West Virginia	5-7
Monmouth	0-1	Western Michigan	0-1
Montana	0-4	Wyoming	3-5
Montana State	2-4	Yale	0-1
Montana State Northern	1-0		
Montana Western	1-0		
Nevada	11-10		
New Mexico	4-0		
New Mexico State	9-6		
New Orleans	1-0		
Nebraska	0-1		
Nicholls State	1-0		
Notre Dame	0-2		

2020-21 Opponents in Bold



TCU RECORD BREAKDOWN

	2020-21 RECORD	PEBBLEY ERA
Overall	4-1	121-79
Big 12	0-1	53-56
Home	4-1	88-27
Away	0-0	30-45
Neutral	0-0	4-7
vs Top 25	0-1	8-40
vs Top 10	0-0	1-20
Overtime games	0-0	1-1
November	2-0	34-7
December	2-1	26-12
January	0-0	27-24
February	0-0	22-25
March	0-0	15-11
April	0-0	0-1

SCORING

TCU leads after 1st quarter	2-0	70-22*
Opponent leads after 1st quarter	2-1	29-39*
Tied after 1st quarter	0-0	4-4*
TCU leads at halftime	2-0	99-14
Opponent leads at halftime	2-1	21-59
Tied at halftime	0-0	1-6
TCU leads after 3rd quarter	3-0	88-10*
Opponent leads after 3rd quarter	0-1	14-54*
Tied after 3rd quarter	1-0	1-1*
TCU scores less than 60	0-0	8-23
TCU scores 60-69	1-1	22-27
TCU scores 70-79	1-0	47-25
TCU scores 80+	2-0	44-4
Opponent scores less than 60	3-0	54-3
Opponent scores 60-69	0-0	43-11
Opponent scores 70-79	1-0	21-29
Opponent scores 80+	0-1	4-36
Games decided by 6 points or less	1-0	29-20

REBOUNDING

TCU out-rebounds opponent	3-0	80-8
Opponent has equal/more rebounds	1-1	41-71

FIELD GOALS

TCU has higher FG%	4-0	94-10
TCU has lower FG%	0-1	27-69
TCU shoots higher than 40%	4-0	96-25
TCU shoots lower than 40%	0-1	25-53
Opponent shoots higher than 40%	2-1	43-73
Opponent shoots lower than 40%	2-0	78-6

THREE-POINT FIELD GOALS

TCU makes 7 or more 3-pointers	1-0	76-36
TCU makes 6 or fewer 3-pointers	3-1	45-43
TCU has higher 3PT FG%	2-0	88-22
TCU has lower 3PT FG%	2-1	33-57

FREE THROWS

TCU attempts more FT's	4-1	86-23
TCU attempts equal/fewer FT's	0-0	35-56

* - Does not include 2014-15 season when only halves were played

TCU PERFORMANCE LIST

SCORING LEADER	SEASON	CAREER
Lauren Heard	2	24
Yummy Morris	2	3
Tavy Diggs	1	1
Michelle Berry	- -	1

REBOUNDING LEADER	SEASON	CAREER
Lauren Heard	1	19
Michelle Berry	3	9
Yummy Morris	1	7
Tavy Diggs	1	1

ASSISTS LEADER	SEASON	CAREER
Lauren Heard	4	38
Caroline Germond	1	1

10+ POINTS	SEASON	CAREER
Lauren Heard	5	48
Yummy Morris	2	8
Michelle Berry	2	5
Aahliyah Jackson	2	2
Tavy Diggs	2	2
Caroline Germond	1	1

15+ POINTS	SEASON	CAREER
Lauren Heard	5	29
Yummy Morris	2	3
Michelle Berry	1	3
Tavy Diggs	2	2

20+ POINTS	SEASON	CAREER
Lauren Heard	2	18
Yummy Morris	2	2

3+ 3-POINTERS	SEASON	CAREER
Lauren Heard	- -	7
Michelle Berry	1	2
Aja Holmes	1	1

10+ REBOUNDS	SEASON	CAREER
Lauren Heard	1	7
Michelle Berry	1	4

15+ REBOUNDS	SEASON	CAREER
Lauren Heard	- -	1

5+ ASSISTS	SEASON	CAREER
Lauren Heard	4	24
Caroline Germond	1	1

10+ ASSISTS	SEASON	CAREER
- -	- -	- -

3+ STEALS	SEASON	CAREER
Lauren Heard	2	23
Caroline Germond	2	2
Michelle Berry	- -	2
Yummy Morris	- -	1
Aahliyah Jackson	1	1

3+ BLOCKS	SEASON	CAREER
Yummy Morris	1	6

DOUBLE-DOUBLES	SEASON	CAREER
Lauren Heard	1	5
Michelle Berry	- -	2

TCU STREAKS

TEAM

Overall	2
vs. Ranked Teams	0
vs. Unranked Teams	6
Home	2
Home vs. Big 12	0
Home vs. Non-Conference	27
Home vs. Ranked	0
Home vs. Unranked	5
Home vs. Unranked Non-Conference	27
Road	1
Road vs. Big 12	1
Road vs. Non-Conference	0
Road vs. Ranked	0
Road vs. Unranked	1
Road vs. Unranked Non-Conference	0
Neutral	0
Neutral vs. Ranked	0
Neutral vs. Unranked	0

CONSECUTIVE GAMES 10+ POINTS

Lauren Heard	9
Tavy Diggs	1
Michelle Berry	1
Caroline Germond	1

CONSECUTIVE STARTS

Lauren Heard	62
Michelle Berry	5
Yummy Morris	5
Aahliyah Jackson	5
Tavy Diggs	2

CONSECUTIVE GAMES PLAYED

Lauren Heard	105
Michelle Berry	34
Yummy Morris	34
Tavy Diggs	6
Caroline Germond	5
Aja Holmes	5
Aahliyah Jackson	5
Kayla Mokwuah	5



TCU 2020-21 HIGHS/LOWS

MOST 1ST QUARTER POINTS

TCU	20	vs Central Arkansas, 11/28/20
OPP	28	vs Iowa State, 12/02/20

FEWEST 1ST QUARTER POINTS

TCU	10	vs Iowa State, 12/02/20
OPP	11	vs Lamar, 12/09/20

MOST 2ND QUARTER POINTS

TCU	22	vs Middle Tennessee, 12/13/20
OPP	26	vs Iowa State, 12/02/20

FEWEST 2ND QUARTER POINTS

TCU	6	vs Central Arkansas, 11/28/20
OPP	16 (2x)	last, vs Lamar, 12/09/20

MOST FIRST HALF POINTS

TCU	38	vs Incarnate Word, 11/25/20
OPP	54	vs Iowa State, 12/02/20

FEWEST FIRST HALF POINTS

TCU	26	vs Central Arkansas, 11/28/20
OPP	27	vs Lamar, 12/09/20

MOST 3RD QUARTER POINTS

TCU	27	vs Middle Tennessee, 12/13/20
OPP	26	vs Middle Tennessee, 12/13/20

FEWEST 3RD QUARTER POINTS

TCU	20	vs Iowa State, 12/02/20
OPP	10	vs Central Arkansas, 11/28/20

MOST 4TH QUARTER POINTS

TCU	25	vs Lamar, 12/09/20
OPP	16 (2x)	last, vs Middle Tennessee, 12/13/20

FEWEST 4TH QUARTER POINTS

TCU	15	vs Central Arkansas, 11/28/20
OPP	7	vs Central Arkansas, 11/28/20

MOST POINTS IN A GAME

TCU	84	vs Incarnate Word, 11/25/20
OPP	91	vs Iowa State, 12/02/20

FEWEST POINTS IN A GAME

TCU	65	vs Central Arkansas, 11/28/20
OPP	48	vs Central Arkansas, 11/28/20

BIGGEST WIN MARGIN

TCU	26	vs Lamar, 12/09/20
OPP	23	vs Iowa State, 12/02/20

CLOSEST WIN MARGIN

TCU	6	vs Middle Tennessee, 12/13/20
OPP	23	vs Iowa State, 12/02/20

SPECIALTY STATISTICS COMPARISON

OPPONENT	OFF T/O	IN PAINT	2ND-CHANCE	FAST BREAK	BENCH
INCARNATE WORD	33-7	60-16	11-3	20-12	16-29
CENTRAL ARKANSAS	29-13	32-24	3-7	8-7	17-21
IOWA STATE	12-17	34-38	8-17	9-12	24-28
at Missouri	-	-	canceled	-	-
LAMAR	12-7	52-14	10-6	19-12	22-12
MIDDLE TENNESSEE					
at Texas Tech					
ORAL ROBERTS	24-14	30-30	10-16	23-7	21-12
BAYLOR					
OKLAHOMA STATE					
at Oklahoma					
at Kansas State					
KANSAS					
at Texas					
TEXAS TECH					
at Baylor					
WEST VIRGINIA					
at Oklahoma State					
at Kansas					
KANSAS STATE					
at Iowa State					
TEXAS					
at West Virginia					
OKLAHOMA					

TCU STARTERS

OPPONENT	G	G	G/F	F	F/C	RECORD
INCARNATE WORD	Heard	Germond	Jackson	Berry	Y. Morris	1-0
CENTRAL ARKANSAS	Heard	Germond	Jackson	Berry	Y. Morris	2-0
IOWA STATE	Heard	Germond	Jackson	Berry	Y. Morris	2-1
at Missouri	Heard	Diggs	Jackson	Berry	Y. Morris	1-0
LAMAR	Heard	Diggs	Jackson	Berry	Y. Morris	2-0
MIDDLE TENNESSEE						
at Texas Tech						
ORAL ROBERTS						
BAYLOR						
OKLAHOMA STATE						
at Oklahoma						
at Kansas State						
KANSAS						
at Texas						
TEXAS TECH						
at Baylor						
WEST VIRGINIA						
at Oklahoma State						
at Kansas						
KANSAS STATE						
at Iowa State						
TEXAS						
at West Virginia						
OKLAHOMA						



THE LAST TIME

... A TCU TEAM

Scored 100+ points	W, 112-62 vs. Southeastern La. (12/10/17)
Scored 100+ points in non-overtime game	W, 112-62 vs. Southeastern La. (12/10/17)
Scored 100+ points in a conference game	W, 100-96 (4OT) at Utah (2/10/10)
Scored 100+ points in a Big 12 game	None
Scored 90+ points	W, 96-71, vs. Oklahoma (03/04/20)
Scored 90+ points in a conference game	W, 96-71, vs. Oklahoma (03/04/20)
Played an overtime game	W, 76-74 (OT) at West Virginia (1/13/18)
Won an overtime game	W, 76-74 (OT) at West Virginia (1/13/18)
Played a two overtime game	W, 87-73 (2OT) vs. SMU (11/17/10)
Played a three overtime game	L, 111-121 (3OT) vs Hardin-Simmons (11/28/81)
Played a four overtime game	W, 100-96 (4OT) at Utah (2/10/10)
Played consecutive overtime games	None
Held a team to 40 points or less	W, 49-37, vs. Oklahoma State (02/23/20)
Held a team to 20 points or less in a half	17 (2nd Half), vs. Central Arkansas (11/28/20)
Shot 60+ percent FG	60.8 (31-51), vs Lamar (3/15/18)
Shot 60+ percent FG in a half	60.0 (21-35) 1st Half, at Kansas (02/08/20)
Held a team to 20 percent FG	15.7 (8-of-51), vs Sam Houston State (11/15/16)
Held a team to 20 percent FG in a half	18.9 (7-of-37) (1st Half), vs Kansas State (02/01/20)
Made 10+ 3-pointers	11, vs. Middle Tennessee (12/13/20)
Made 15+ 3-pointers	18, vs. Southeastern La. (12/10/17)
Did not make a 3-pointer	(0-of-9), vs UTRGV (1/5/12)
	<i>Active streak of 280 games with a 3-pointer</i>
Held a team to zero 3-pointers	(0-of-1), at LSU (12/4/16)
Shot 90 percent FT (min. 10 att.)	92.0 (23-of-25), at Arkansas (3/28/19)
Attempted 35+ free throws	39, vs Oklahoma (3/3/18)
Made 30+ free throws	32, vs Oklahoma (3/3/18)
Had 30+ assists	33, vs. Southeastern La. (12/10/17)
Had 25+ assists	29, vs. Oklahoma (03/04/20)
Forced 30+ turnovers	30, vs Alcorn State (12/29/18)
Forced 25+ turnovers	28, vs Kansas State (02/01/20)
Had 20+ steals	21, vs Incarnate Word (11/25/20)
Had 15+ steals	21, vs Incarnate Word (11/25/20)
Had 15+ blocks	19, vs UAB (1/16/05)*
	<i>*NCAA Record</i>
Had 10+ blocks	10, vs Montana State (12/8/18)
Overcame a 10-point deficit to win	vs Middle Tennessee (12/13/20)
	Trailed by 11, 52-41, with 6:25 left in 3Q, won 83-77
Overcame a 15-point deficit to win	at Texas Tech (2/6/19)
	Trailed by 15, 50-35, with 4:29 left in 3Q, won 70-63
Overcame a 20-point deficit to win	vs Iowa State (1/7/15)
	Trailed by 24, 51-27, with 16:21 left in second half, won 86-84
Had six players score in double figures	vs Texas Tech (1/7/18)
	Jordan Moore (18), Amy Okonkwo (17), Kianna Ray (13), Toree Thompson (13), Lauren Heard (12), Amber Ramirez (10)
Had five players score in double figures	at Oklahoma (01/19/20)
	Jayde Woods (18), Lauren Heard (13), Adeola Akomolafe (16), Jaycee Bradley (10), Kianna Ray (18)
Had two players score 20+ points	vs Incarnate Word (11/25/20)
	Yummy Morris (26), Lauren Heard (22)
Had three players score 20+ points	vs Stephen F. Austin (3/19/15)
	Jada Butts (21), Veja Hamilton (21), Chelsea Prince (20)
Had two players record double-doubles	at Arizona (04/03/19)
	Amy Okonkwo (22 pts, 11 reb), Jordan Moore (11 pts, 10 reb)
Beat a ranked team	W, 73-60, vs #25 West Virginia (01/26/20)
Beat a top-10 team	W, 79-77, vs #7 Texas (1/10/18)
Beat a top-5 team	W, 82-73, at #3 California (12/7/08)
Beat a ranked team on the road	W, 65-63, at #25 Texas (01/03/20)
Won consecutive games against ranked teams	W, 76-74 (OT), at #15 West Virginia (1/13/18), W, 79-77, vs #7 Texas (1/10/18)
Was ranked in AP Poll	No. 25 (02/24/20)
Was ranked in Coaches Poll	No. 25 (02/24/20)
Highest AP Poll ranking	13th (02/23/04)
Highest Coaches Poll ranking	15th (03/01/04)
Received votes in AP Poll	Received (11) votes (03/09/20)
Received votes in Coaches Poll	Received (7) votes (03/02/20)



THE LAST TIME

... A TCU PLAYER

Scored 40+ points	43, Emily Carter vs. SMU (11/17/10)
Scored 30+ points	36, Amy Okonkwo at Arkansas (03/28/19)
Scored 20+ points	25, Lauren Heard vs Middle Tennessee (12/13/20)
Scored 20+ points in half	21 (2nd half), 36, Amy Okonkwo at Arkansas (03/28/19)
Scored 10+ points in 10 or more consecutive games	21, Lauren Heard at SMU (11/20/19) thru at Kansas State State (02/19/20)
Scored 10+ points in 15 or more consecutive games	21, Lauren Heard at SMU (11/20/19) thru at Kansas State State (02/19/20)
Scored 20+ points in consecutive games	4, Lauren Heard 28, at Texas Tech (03/01/20) thru 22, vs Incarnate Word (11/25/20)
Scored 20+ points in three or more consecutive games	4, Lauren Heard 28, at Texas Tech (03/01/20) thru 22, vs Incarnate Word (11/25/20)
Scored 20+ points in five or more consecutive games	5, Sandora Irvin vs Oklahoma (12/09/04) thru vs Grambling (12/29/04)
Made 10+ field goals	10, Lauren Heard at Kansas (02/08/20)
Shot 100% FG (min. 5 att.)	5-of-5, Aahliyah Jackson vs Central Arkansas (11/28/20)
Made 8+ 3-pointers	11, Amber Ramirez vs. Southeastern La. (12/10/17)
Made 5+ 3-pointers	5, Lauren Heard at Iowa State (01/15/20)
Made 15+ free throws	16, Emily Carter vs SMU (11/17/10)
Made 10+ free throws	14, Lauren Heard [14-of-15] at Oklahoma State (12/07/19)
Had 20+ rebounds	21, Sandora Irvin vs USF (2/9/11)
Had 15+ rebounds	15, Lauren Heard vs. Oklahoma State (02/23/20)
Had a double-double	Lauren Heard [16 points, 11 rebounds], vs Lamar (12/09/20)
Had consecutive double-doubles	3, Amy Okonkwo 36 pts, 14 reb at Arkansas (3/28/19) thru (22 pts, 11 reb) at Arizona (04/03/19)
Had double-double in three or more consecutive games	3, Amy Okonkwo 36 pts, 14 reb at Arkansas (3/28/19) thru (22 pts, 11 reb) at Arizona (04/03/19)
Had double-double in four or more consecutive games	4, Sandora Irvin at Utah (12/19/04) thru vs UT Arlington (1/2/05)
Had double-double in five or more consecutive games	15, Sandora Irvin vs Cincinnati (1/25/04) thru vs Georgia (3/22/04)
Had a triple-double	Helena Sverrisdottir (16 pts, 11 st, 10 reb) vs Oral Roberts (3/17/11) (Three in TCU history)
Had 13+ assists	13, Zahna Medley vs Oklahoma (1/9/13)
Had 10+ assists	10, Kianna Ray vs Duquesne (11/6/18)
Had 7+ steals	8, Lauren Heard at West Virginia (2/16/19)
Had 5+ steals	6, Caroline Germond, vs Incarnate Word (11/25/20)
Had 10+ blocks	10, Latrica Lovings vs Stephen F. Austin (12/4/13)
Had 5+ blocks	5, Jordan Moore vs Kansas State (2/23/19)
Played every minute in a game	Kianna Ray, at Texas Tech (03/01/20)
Played more than 40 min.	Chelsea Prince (42), Jada Butts (41), Zahna Medley (42) and Natalie Ventress (41) vs Southern Miss (3/22/15)



LEAD/DEFICIT BREAKDOWNS

	1Q SCORE TCU-OPP	HT SCORE TCU-OPP	3Q SCORE TCU-OPP	FINAL TCU-OPP	LARGEST LEAD	LARGEST DEFICIT	TIMES TIED	LEAD CHANGES
Incarnate Word	17-19 (-2)	38-35 (+3)	61-47 (+14)	84-59 (+25)	25 (84-59, :25, 4Q)	4 (15-19, :09, 1Q)	7	4
Central Arkansas	20-12 (+8)	26-31 (-5)	50-41 (+9)	65-48 (+17)	17 (65-48, :42, 4Q)	7 (26-33, 9:47, 3Q)	6	4
Iowa State	10-28 (-18)	32-54 (-22)	52-75 (-23)	68-91 (-23)	0 (0-0, 10:00, 1Q)	27 (18-45, 4:17, 2Q)	0	0
Lamar	15-11 (+4)	33-27 (+6)	54-45 (+9)	79-53 (+26)	26 (79-53, :24, 4Q)	2 (15-17, 8:11, 2Q)	3	2
Middle Tennessee	12-18 (-6)	34-35 (-1)	61-61 (0)	83-77 (+6)	9 (72-63, 6:56, 4Q)	11 (41-52, 6:25, 3Q)	8	8
at Texas Tech								
Oral Roberts								
Baylor								
Oklahoma State								
at Oklahoma								
at Kansas State								
Kansas								
at Texas								
Texas Tech								
at Baylor								
West Virginia								
at Oklahoma State								
at Kansas								
Kansas State								
at Iowa State								
Texas								
at West Virginia								
Oklahoma								



CAROLINE GERMOND

5-7 | G | JR.

ANGERS, FRANCE | SOUTH PLAINS COLLEGE

0



2020-21 GAME-BY-GAME STATISTICS

DATE	OPPONENT	MIN	FG	%	3FG	%	FT	%	O	D	T	PF	A	TO	B	S	PT
N25	Incarnate Word	28	4-12	.333	1-4	.250	0-0	.000	0	2	2	4	3	1	0	6	9
N28	Central Arkansas	25	1-5	.200	1-3	.333	0-0	.000	1	0	1	3	2	2	0	3	3
D2	Iowa State	28	2-5	.400	1-3	.333	1-2	.500	1	2	3	3	4	0	0	1	6
D9	Lamar	18	1-2	.500	0-1	.000	0-0	.000	0	1	1	3	4	0	0	0	2
D13	Middle Tennessee	31	4-10	.400	2-4	.500	0-0	.000	0	1	1	2	7	2	0	1	10
D19	at Texas Tech																
D22	Oral Roberts																
J2	Baylor																
J6	Oklahoma State																
J9	at Oklahoma																
J14	at Kansas State																
J17	Kansas																
J20	at Texas																
J23	Texas Tech																
J26	at Baylor																
J30	West Virginia																
F3	at Oklahoma State																
F6	at Kansas																
F10	Kansas State																
F13	at Iowa State																
F17	Texas																
F20	at West Virginia																
F24	at Oklahoma																

SEASON/CAREER HIGHS

POINTS

2020-21:	10	Middle Tennessee (12/13/20)
Career:	10	Middle Tennessee (12/13/20)

MINUTES

2020-21:	31	Middle Tennessee (12/13/20)
Career:	31	Middle Tennessee (12/13/20)

FIELD GOALS

2020-21:	4 (2x)	last, Middle Tennessee (12/13/20)
Career:	4 (2x)	last, Middle Tennessee (12/13/20)

3-POINT FIELD GOALS

2020-21:	2	Middle Tennessee (12/13/20)
Career:	2	Middle Tennessee (12/13/20)

FREE THROWS

2020-21:	1	Iowa State (12/02/20)
Career:	1	Iowa State (12/02/20)

REBOUNDS

2020-21:	3	Iowa State (12/02/20)
Career:	3	Iowa State (12/02/20)

ASSISTS

2020-21:	7	Middle Tennessee (12/13/20)
Career:	7	Middle Tennessee (12/13/20)

BLOCKS

2020-21:	--	--
Career:	--	--

STEALS

2020-21:	6	Incarnate Word (11/25/20)
Career:	6	Incarnate Word (11/25/20)

CAROLINE GERMOND'S CAREER STATISTICS

	GP	GS	MIN	AVG.	FG	ATT	PCT	3FG	ATT	PCT	FT	ATT	PCT	OFF	DEF	TOT	AVG.	PF	D	AST	A/G	TO	B	S	TP	AVG.
2020-21	5	3	130	26.0	12	34	.353	5	15	.333	1	2	.500	2	6	8	1.6	15	0	20	4.0	5	0	11	30	6.0
TOTAL	5	3	130	26.0	12	34	.353	5	15	.333	1	2	.500	2	6	8	1.6	15	0	20	4.0	5	0	11	30	6.0



AAHLIYAH JACKSON

5-10 | G | GR.

FT. SMITH, ARK. | NORTHSIDE HIGH SCHOOL (TEXAS A&M)

1



2020-21 GAME-BY-GAME STATISTICS

DATE	OPPONENT	MIN	FG	%	3FG	%	FT	%	O	D	T	PF	A	TO	B	S	PT
N25	Incarnate Word	29	2-7	.286	0-1	.000	3-3	1.000	2	1	3	1	3	2	0	3	7
N28	Central Arkansas	25	5-5	1.000	1-1	1.000	2-6	.333	1	1	2	4	2	1	1	1	13
D2	Iowa State	28	1-6	.167	1-2	.500	0-0	.000	0	4	4	2	3	2	1	0	3
D9	Lamar	29	4-6	.667	0-0	.000	5-6	.833	1	3	4	2	0	1	2	1	13
D13	Middle Tennessee	24	0-5	.000	0-2	.000	1-2	.500	1	1	2	4	2	2	0	1	1
D19	at Texas Tech																
D22	Oral Roberts																
J2	Baylor																
J6	Oklahoma State																
J9	at Oklahoma																
J14	at Kansas State																
J17	Kansas																
J20	at Texas																
J23	Texas Tech																
J26	at Baylor																
J30	West Virginia																
F3	at Oklahoma State																
F6	at Kansas																
F10	Kansas State																
F13	at Iowa State																
F17	Texas																
F20	at West Virginia																
F24	at Oklahoma																

SEASON/CAREER HIGHS

POINTS

2020-21:	13 (2x)	last, Lamar (12/09/20)
Career:	13 (2x)	last, Lamar (12/09/20)

MINUTES

2020-21:	29 (2x)	last, Lamar (12/09/20)
Career:	29 (2x)	last, Lamar (12/09/20)

FIELD GOALS

2020-21:	5	Central Arkansas (11/28/20)
Career:	5	Central Arkansas (11/28/20)

3-POINT FIELD GOALS

2020-21:	1 (2x)	last, Iowa State (12/02/20)
Career:	1 (4x)	last, Iowa State (12/02/20)

FREE THROWS

2020-21:	5	Lamar (12/09/20)
Career:	7	PVAMU (12/21/18)*

REBOUNDS

2020-21:	4 (2x)	last, Lamar (12/09/20)
Career:	5 (2x)	at Little Rock (11/20/18)*

ASSISTS

2020-21:	3 (2x)	last, Iowa State (12/02/20)
Career:	3 (3x)	last, Iowa State (12/02/20)

BLOCKS

2020-21:	2	Lamar (12/09/20)
Career:	2	Lamar (12/09/20)

STEALS

2020-21:	3	Incarnate Word (11/25/20)
Career:	3 (2x)	last, Incarnate Word (11/25/20)

* - at Texas A&M

AAHLIYAH JACKSON'S CAREER STATISTICS (TCU STATS ONLY)

	GP	GS	MIN	AVG.	FG	ATT	PCT	3FG	ATT	PCT	FT	ATT	PCT	OFF	DEF	TOT	AVG.	PF	D	AST	A/G	TO	B	S	TP	AVG.
2020-21	5	5	135	27.0	12	29	.414	2	6	.333	11	17	.647	5	10	15	3.0	13	0	10	2.0	8	4	6	37	7.4
TOTAL	5	5	135	27.0	12	29	.414	2	6	.333	11	17	.647	5	10	15	3.0	13	0	10	2.0	8	4	6	37	7.4



AMARI CONN

5-7 | G | FR.

KANSAS CITY, MO. | LINCOLN PREP

4



2020-21 GAME-BY-GAME STATISTICS

DATE	OPPONENT	MIN	FG	%	3FG	%	FT	%	O	D	T	PF	A	TO	B	S	PT
N25	Incarnate Word	5	1-2	.500	0-1	.000	0-0	.000	0	1	1	0	0	1	0	0	2
N28	Central Arkansas	3	1-1	1.000	0-0	.000	0-0	.000	0	2	2	0	0	0	0	0	2
D2	Iowa State	-	-	-	-	-	-	-	DNP	-	-	-	-	-	-	-	-
D9	Lamar	2	1-1	1.000	1-1	1.000	0-0	.000	0	0	0	0	0	1	0	0	3
D13	Middle Tennessee	-	-	-	-	-	-	-	DNP	-	-	-	-	-	-	-	-
D19	at Texas Tech																
D22	Oral Roberts																
J2	Baylor																
J6	Oklahoma State																
J9	at Oklahoma																
J14	at Kansas State																
J17	Kansas																
J20	at Texas																
J23	Texas Tech																
J26	at Baylor																
J30	West Virginia																
F3	at Oklahoma State																
F6	at Kansas																
F10	Kansas State																
F13	at Iowa State																
F17	Texas																
F20	at West Virginia																
F24	at Oklahoma																

SEASON/CAREER HIGHS

POINTS

2020-21:	3	Lamar (12/09/20)
Career:	3	Lamar (12/09/20)

MINUTES

2020-21:	5	Incarnate Word (11/25/20)
Career:	5	Incarnate Word (11/25/20)

FIELD GOALS

2020-21:	1 (3x)	last, Lamar (12/09/20)
Career:	1 (3x)	last, Lamar (12/09/20)

3-POINT FIELD GOALS

2020-21:	1	Lamar (12/09/20)
Career:	1	Lamar (12/09/20)

FREE THROWS

2020-21:	--	--
Career:	--	--

REBOUNDS

2020-21:	2	Central Arkansas (11/28/20)
Career:	2	Central Arkansas (11/28/20)

ASSISTS

2020-21:	--	--
Career:	--	--

BLOCKS

2020-21:	--	--
Career:	--	--

STEALS

2020-21:	--	--
Career:	--	--

AMARI CONN'S CAREER STATISTICS

	GP	GS	MIN	AVG.	FG	ATT	PCT	3FG	ATT	PCT	FT	ATT	PCT	OFF	DEF	TOT	AVG.	PF	D	AST	A/G	TO	B	S	TP	AVG.
2020-21	3	0	10	3.3	3	4	.750	1	2	.500	0	0	.000	0	3	3	1.0	0	0	0	0.0	2	0	0	7	2.3
TOTAL	3	0	10	3.3	3	4	.750	1	2	.500	0	0	.000	0	3	3	1.0	0	0	0	0.0	2	0	0	7	2.3



YUMMY MORRIS

6-3 | F | JR.

NORTH LITTLE ROCK, ARK. | NORTH LITTLE ROCK HIGH SCHOOL

5



2019-20 GAME-BY-GAME STATISTICS

DATE	OPPONENT	MIN	FG	%	3FG	%	FT	%	O	D	T	PF	A	TO	B	S	PT
N25	Incarnate Word	26	12-17	.706	0-0	.000	2-2	1.000	2	4	6	3	0	1	0	2	26
N28	Central Arkansas	22	3-5	.600	0-0	.000	0-0	.000	4	5	9	2	2	2	1	1	6
D2	Iowa State	16	0-4	.000	0-0	.000	2-2	1.000	0	3	3	1	0	2	3	0	2
D9	Lamar	23	8-11	.727	0-0	.000	4-6	.667	2	2	4	1	0	2	0	0	20
D13	Middle Tennessee	28	1-4	.250	0-0	.000	3-4	.750	3	3	6	3	1	0	2	0	5
D19	at Texas Tech																
D22	Oral Roberts																
J2	Baylor																
J6	Oklahoma State																
J9	at Oklahoma																
J14	at Kansas State																
J17	Kansas																
J20	at Texas																
J23	Texas Tech																
J26	at Baylor																
J30	West Virginia																
F3	at Oklahoma State																
F6	at Kansas																
F10	Kansas State																
F13	at Iowa State																
F17	Texas																
F20	at West Virginia																
F24	at Oklahoma																

SEASON/CAREER HIGHS

POINTS

2020-21:	26	Incarnate Word (11/25/20)
Career:	26	Incarnate Word (11/25/20)

MINUTES

2020-21:	28	Middle Tennessee (12/13/20)
Career:	28	Middle Tennessee (12/13/20)

FIELD GOALS

2020-21:	12	Incarnate Word (11/25/20)
Career:	12	Incarnate Word (11/25/20)

3-POINT FIELD GOALS

2020-21:	--	--
Career:	--	--

FREE THROWS

2020-21:	4	Lamar (12/08/20)
Career:	6	Southern (12/16/18)

REBOUNDS

2020-21:	9	Central Arkansas (11/28/20)
Career:	9 (2x)	last, Central Arkansas (11/28/20)

ASSISTS

2020-21:	2	Central Arkansas (11/28/20)
Career:	2	Central Arkansas (11/28/20)

BLOCKS

2020-21:	3	Iowa State (12/02/20)
Career:	4	Cornell (11/10/19)

STEALS

2020-21:	2	Incarnate Word (11/25/20)
Career:	3	MVSU (11/11/18)

YUMMY MORRIS' CAREER STATISTICS

	GP	GS	MIN	AVG.	FG	ATT	PCT	3FG	ATT	PCT	FT	ATT	PCT	OFF	DEF	TOT	AVG.	PF	D	AST	A/G	TO	B	S	TP	AVG.
2018-19	25	0	170	6.8	24	51	.471	0	0	.000	30	41	.732	19	34	53	2.1	26	0	3	0.1	22	18	6	78	3.1
2019-20	29	0	255	8.8	37	86	.430	0	0	.000	14	20	.700	37	39	76	2.6	46	0	7	0.2	27	16	13	88	3.0
2020-21	5	5	115	23.0	24	41	.585	0	0	.000	11	14	.786	11	17	28	5.6	10	0	3	0.6	7	6	3	59	11.8
TOTAL	59	5	540	9.2	85	178	.478	0	0	.000	55	75	.733	67	90	157	2.7	82	0	13	0.2	56	40	22	225	3.8



EMMA SCHMIDT

5-9 | G | SR.

WAUKEE, IOWA | WAKUEE HIGH SCHOOL

10



2020-21 GAME-BY-GAME STATISTICS

DATE	OPPONENT	MIN	FG	%	3FG	%	FT	%	O	D	T	PF	A	TO	B	S	PT
N25	Incarnate Word	2	0-0	.000	0-0	.000	0-0	.000	0	0	0	1	0	0	0	0	0
N28	Central Arkansas	1	0-0	.000	0-0	.000	0-2	.000	0	2	2	0	0	0	0	0	0
D2	Iowa State	-	-	-	-	-	-	-	DNP	-	-	-	-	-	-	-	-
D9	Lamar	1	0-0	.000	0-0	.000	0-0	.000	1	0	1	0	0	0	0	0	0
D13	Middle Tennessee	-	-	-	-	-	-	-	DNP	-	-	-	-	-	-	-	-
D19	at Texas Tech																
D22	Oral Roberts																
J2	Baylor																
J6	Oklahoma State																
J9	at Oklahoma																
J14	at Kansas State																
J17	Kansas																
J20	at Texas																
J23	Texas Tech																
J26	at Baylor																
J30	West Virginia																
F3	at Oklahoma State																
F6	at Kansas																
F10	Kansas State																
F13	at Iowa State																
F17	Texas																
F20	at West Virginia																
F24	at Oklahoma																

SEASON/CAREER HIGHS

POINTS

2020-21:	--	--
Career:	--	--

MINUTES

2020-21:	2	Incarnate Word (11/25/20)
Career:	2	Incarnate Word (11/25/20)

FIELD GOALS

2020-21:	--	--
Career:	--	--

3-POINT FIELD GOALS

2020-21:	--	--
Career:	--	--

FREE THROWS

2020-21:	--	--
Career:	--	--

REBOUNDS

2020-21:	2	Central Arkansas (11/28/20)
Career:	2	Central Arkansas (11/28/20)

ASSISTS

2020-21:	--	--
Career:	--	--

BLOCKS

2020-21:	--	--
Career:	--	--

STEALS

2020-21:	--	--
Career:	--	--

EMMA SCHMIDT'S CAREER STATISTICS

	GP	GS	MIN	AVG.	FG	ATT	PCT	3FG	ATT	PCT	FT	ATT	PCT	OFF	DEF	TOT	AVG.	PF	D	AST	A/G	TO	B	S	TP	AVG.
2020-21	3	0	4	1.3	0	0	.000	0	0	.000	0	2	.000	1	2	3	1.0	1	0	0	0.0	0	0	0	0	0.0
TOTAL	3	0	4	1.3	0	0	.000	0	0	.000	0	2	.000	1	2	3	1.0	1	0	0	0.0	0	0	0	0	0.0



AALIYAH MORGAN

6-1 | F | FR.

TYLER, TEXAS | LEE HIGH SCHOOL

12



2020-21 GAME-BY-GAME STATISTICS

DATE	OPPONENT	MIN	FG	%	3FG	%	FT	%	O	D	T	PF	A	TO	B	S	PT
N25	Incarnate Word	6	0-0	.000	0-0	.000	0-0	.000	0	2	2	0	1	1	0	0	0
N28	Central Arkansas	3	0-0	.000	0-0	.000	0-0	.000	0	0	0	1	0	1	0	0	0
D2	Iowa State	2	0-0	.000	0-0	.000	0-0	.000	0	0	0	0	0	0	0	0	0
D9	Lamar	4	0-0	.000	0-0	.000	0-0	.000	0	2	2	0	1	0	0	0	0
D13	Middle Tennessee	-	-	-	-	-	-	-	DNP	-	-	-	-	-	-	-	-
D19	at Texas Tech																
D22	Oral Roberts																
J2	Baylor																
J6	Oklahoma State																
J9	at Oklahoma																
J14	at Kansas State																
J17	Kansas																
J20	at Texas																
J23	Texas Tech																
J26	at Baylor																
J30	West Virginia																
F3	at Oklahoma State																
F6	at Kansas																
F10	Kansas State																
F13	at Iowa State																
F17	Texas																
F20	at West Virginia																
F24	at Oklahoma																

SEASON/CAREER HIGHS

POINTS

2020-21:	--	--
Career:	--	--

MINUTES

2020-21:	6	Incarnate Word (11/25/20)
Career:	6	Incarnate Word (11/25/20)

FIELD GOALS

2020-21:	--	--
Career:	--	--

3-POINT FIELD GOALS

2020-21:	--	--
Career:	--	--

FREE THROWS

2020-21:	--	--
Career:	--	--

REBOUNDS

2020-21:	2 (2x)	last, Lamar (12/09/20)
Career:	2 (2x)	last, Lamar (12/09/20)

ASSISTS

2020-21:	1 (2x)	last, Lamar (12/09/20)
Career:	1 (2x)	last, Lamar (12/09/20)

BLOCKS

2020-21:	--	--
Career:	--	--

STEALS

2020-21:	--	--
Career:	--	--

AALIYAH MORGAN'S CAREER STATISTICS

	GP	GS	MIN	AVG.	FG	ATT	PCT	3FG	ATT	PCT	FT	ATT	PCT	OFF	DEF	TOT	AVG.	PF	D	AST	A/G	TO	B	S	TP	AVG.
2020-21	4	0	15	3.8	0	0	.000	0	0	.000	0	0	.000	0	4	4	1.0	1	0	2	0.5	2	0	0	0	0.0
TOTAL	4	0	15	3.8	0	0	.000	0	0	.000	0	0	.000	0	4	4	1.0	1	0	2	0.5	2	0	0	0	0.0



TAVY DIGGS

6-2 | G/F | SO.

RICHARDSON, TEXAS | PLANO EAST HIGH SCHOOL

13



2019-20 GAME-BY-GAME STATISTICS

DATE	OPPONENT	MIN	FG	%	3FG	%	FT	%	O	D	T	PF	A	TO	B	S	PT
N25	Incarnate Word	16	4-5	.800	0-0	.000	1-2	.500	2	6	8	4	4	2	0	1	9
N28	Central Arkansas	21	3-5	.600	0-0	.000	1-1	1.000	2	4	6	1	3	2	0	1	7
D2	Iowa State	35	9-17	.529	0-0	.000	1-1	1.000	2	0	2	5	2	2	1	1	19
D9	Lamar	30	2-6	.333	0-0	.000	0-0	.000	0	7	7	0	4	2	2	0	4
D13	Middle Tennessee	26	8-14	.571	2-2	1.000	0-0	.000	0	4	4	2	0	1	0	1	18
D19	at Texas Tech																
D22	Oral Roberts																
J2	Baylor																
J6	Oklahoma State																
J9	at Oklahoma																
J14	at Kansas State																
J17	Kansas																
J20	at Texas																
J23	Texas Tech																
J26	at Baylor																
J30	West Virginia																
F3	at Oklahoma State																
F6	at Kansas																
F10	Kansas State																
F13	at Iowa State																
F17	Texas																
F20	at West Virginia																
F24	at Oklahoma																

SEASON/CAREER HIGHS

POINTS

2020-21:	19	Iowa State (12/02/20)
Career:	19	Iowa State (12/02/20)

MINUTES

2020-21:	35	Iowa State (12/02/20)
Career:	35	Iowa State (12/02/20)

FIELD GOALS

2020-21:	9	Iowa State (12/02/20)
Career:	9	Iowa State (12/02/20)

3-POINT FIELD GOALS

2020-21:	2	Middle Tennessee (12/13/20)
Career:	2	Middle Tennessee (12/13/20)

FREE THROWS

2020-21:	1 (3x)	last, Iowa State (12/02/20)
Career:	1 (4x)	last, Iowa State (12/02/20)

REBOUNDS

2020-21:	8	Incarnate Word (11/25/20)
Career:	8	Incarnate Word (11/25/20)

ASSISTS

2020-21:	4 (2x)	last, Lamar (12/09/20)
Career:	4 (2x)	last, Lamar (12/09/20)

BLOCKS

2020-21:	2	Lamar (12/09/20)
Career:	2	Lamar (12/09/20)

STEALS

2020-21:	1 (4x)	last, Middle Tennessee (12/13/20)
Career:	1 (5x)	last, Middle Tennessee (12/13/20)

TAVY DIGGS' CAREER STATISTICS

	GP	GS	MIN	AVG.	FG	ATT	PCT	3FG	ATT	PCT	FT	ATT	PCT	OFF	DEF	TOT	AVG.	PF	D	AST	A/G	TO	B	S	TP	AVG.
2019-20	12	0	40	3.3	5	11	.455	0	0	.000	1	3	.333	2	12	14	1.2	6	0	0	0.0	8	1	1	11	0.9
2020-21	5	2	128	25.6	26	47	.553	2	2	1.000	3	4	.750	6	21	27	5.4	12	1	13	2.6	9	3	4	57	11.4
TOTAL	17	2	168	9.9	31	58	.534	2	2	1.000	4	7	.571	8	33	41	2.4	18	1	13	0.8	17	4	5	68	4.0



AJA HOLMES

5-8 | G | FR.

CIBOLO, TEXAS | STEELE HIGH SCHOOL

15



2020-21 GAME-BY-GAME STATISTICS

DATE	OPPONENT	MIN	FG	%	3FG	%	FT	%	O	D	T	PF	A	TO	B	S	PT
N25	Incarnate Word	17	0-3	.000	0-3	.000	0-0	.000	0	1	1	0	0	0	0	1	0
N28	Central Arkansas	17	0-6	.000	0-5	.000	0-0	.000	0	1	1	1	0	1	0	2	0
D2	Iowa State	14	0-2	.000	0-2	.000	0-0	.000	0	2	2	1	1	1	0	0	0
D9	Lamar	9	1-2	.500	0-1	.000	0-0	.000	0	0	0	0	1	0	0	1	2
D13	Middle Tennessee	12	3-6	.500	3-6	.500	0-0	.000	0	0	0	2	1	0	0	0	9
D19	at Texas Tech																
D22	Oral Roberts																
J2	Baylor																
J6	Oklahoma State																
J9	at Oklahoma																
J14	at Kansas State																
J17	Kansas																
J20	at Texas																
J23	Texas Tech																
J26	at Baylor																
J30	West Virginia																
F3	at Oklahoma State																
F6	at Kansas																
F10	Kansas State																
F13	at Iowa State																
F17	Texas																
F20	at West Virginia																
F24	at Oklahoma																

SEASON/CAREER HIGHS

POINTS

2020-21:	9	Middle Tennessee (12/13/20)
Career:	9	Middle Tennessee (12/13/20)

MINUTES

2020-21:	17 (2x)	last, Central Arkansas (11/28/20)
Career:	17 (2x)	last, Central Arkansas (11/28/20)

FIELD GOALS

2020-21:	3	Middle Tennessee (12/13/20)
Career:	3	Middle Tennessee (12/13/20)

3-POINT FIELD GOALS

2020-21:	3	Middle Tennessee (12/13/20)
Career:	3	Middle Tennessee (12/13/20)

FREE THROWS

2020-21:	--	--
Career:	--	--

REBOUNDS

2020-21:	2	Iowa State (12/02/20)
Career:	2	Iowa State (12/02/20)

ASSISTS

2020-21:	1 (3x)	last, Middle Tennessee (12/13/20)
Career:	1 (3x)	last, Middle Tennessee (12/13/20)

BLOCKS

2020-21:	--	--
Career:	--	--

STEALS

2020-21:	2	Central Arkansas (11/28/20)
Career:	2	Central Arkansas (11/28/20)

AJA HOLMES' CAREER STATISTICS

	GP	GS	MIN	AVG.	FG	ATT	PCT	3FG	ATT	PCT	FT	ATT	PCT	OFF	DEF	TOT	AVG.	PF	D	AST	A/G	TO	B	S	TP	AVG.
2020-21	5	0	69	13.8	4	19	.211	3	17	.176	0	0	.000	0	4	4	0.8	4	0	3	0.6	2	0	4	11	2.2
TOTAL	5	0	69	13.8	4	19	.211	3	17	.176	0	0	.000	0	4	4	0.8	4	0	3	0.6	2	0	4	11	2.2



LAUREN HEARD

5-9 | G | SR.

DENTON, TEXAS | GUYER HIGH SCHOOL

20



2019-20 GAME-BY-GAME STATISTICS

DATE	OPPONENT	MIN	FG	%	3FG	%	FT	%	O	D	T	PF	A	TO	B	S	PT
N25	Incarnate Word	30	8-17	.471	1-4	.250	5-5	1.000	0	3	3	2	5	4	0	5	22
N28	Central Arkansas	33	5-15	.333	0-4	.000	7-9	.778	1	2	3	3	7	5	1	3	17
D2	Iowa State	31	5-14	.357	1-3	.333	7-12	.583	0	6	6	4	5	3	0	1	18
D9	Lamar	33	5-11	.455	2-3	.667	4-5	.800	1	9	10	1	5	2	0	1	16
D13	Middle Tennessee	36	8-13	.615	1-2	.500	8-9	.889	2	5	7	2	4	4	0	2	25
D19	at Texas Tech																
D22	Oral Roberts																
J2	Baylor																
J6	Oklahoma State																
J9	at Oklahoma																
J14	at Kansas State																
J17	Kansas																
J20	at Texas																
J23	Texas Tech																
J26	at Baylor																
J30	West Virginia																
F3	at Oklahoma State																
F6	at Kansas																
F10	Kansas State																
F13	at Iowa State																
F17	Texas																
F20	at West Virginia																
F24	at Oklahoma																

SEASON/CAREER HIGHS

POINTS

2020-21:	22	Incarnate Word (11/25/20)
Career:	28	at Texas Tech (03/01/20)

MINUTES

2020-21:	36	Middle Tennessee (12/13/20)
Career:	40	Texas (03/05/20)

FIELD GOALS

2020-21:	8 (2x)	Middle Tennessee (12/13/20)
Career:	10	at Kansas (02/08/20)

3-POINT FIELD GOALS

2020-21:	2	Lamar (12/09/20)
Career:	5 (2x)	last, at Iowa State (01/15/20)

FREE THROWS

2020-21:	8	Middle Tennessee (12/13/20)
Career:	14	at Oklahoma State (01/29/20)

REBOUNDS

2020-21:	10	Lamar (12/09/20)
Career:	15	Oklahoma State (02/23/20)

ASSISTS

2020-21:	7	Central Arkansas (11/28/20)
Career:	7 (4x)	last, Central Arkansas (11/28/20)

BLOCKS

2020-21:	1	Central Arkansas (11/28/20)
Career:	1 (7x)	last, Central Arkansas (11/28/20)

STEALS

2020-21:	5	Incarnate Word (11/25/20)
Career:	8	at West Virginia (02/16/19)

LAUREN HEARD'S CAREER STATISTICS

	GP	GS	MIN	AVG.	FG	ATT	PCT	3FG	ATT	PCT	FT	ATT	PCT	OFF	DEF	TOT	AVG.	PF	D	AST	A/G	TO	B	S	TP	AVG.
2017-18	36	6	709	19.7	70	187	.374	20	61	.328	63	86	.733	26	81	107	3.0	75	0	61	1.7	56	1	37	223	6.2
2018-19	35	34	993	28.4	92	293	.314	28	107	.262	91	140	.650	33	126	159	4.5	75	1	113	3.2	84	2	63	303	8.7
2019-20	29	29	893	30.8	166	425	.391	31	86	.360	171	227	.753	58	134	192	6.6	80	1	117	4.0	111	3	62	534	18.4
2020-21	5	5	163	32.6	31	70	.443	5	16	.313	31	40	.775	4	25	29	5.8	12	0	26	5.2	18	1	12	98	19.6
TOTAL	105	74	2758	26.3	359	975	.368	84	270	.311	356	493	.722	121	366	487	4.6	242	2	317	3.0	269	7	174	1158	11.0



KAYLA MOKWUAH

6-4 | C | JR.

LONGMEADOW, MASS. | WILBRAHAM & MONSON ACADEMY (GEORGE WASHINGTON)

22



2020-21 GAME-BY-GAME STATISTICS

DATE	OPPONENT	MIN	FG	%	3FG	%	FT	%	O	D	T	PF	A	TO	B	S	PT
N25	Incarnate Word	9	2-4	.500	0-0	.000	1-2	.500	3	0	3	4	0	0	0	1	5
N28	Central Arkansas	14	3-6	.500	0-0	.000	0-0	.000	1	0	1	1	1	0	1	0	6
D2	Iowa State	8	1-2	.500	0-0	.000	0-0	.000	1	0	1	0	0	0	0	0	2
D9	Lamar	6	3-7	.429	0-0	.000	1-1	1.000	1	1	2	4	0	1	0	0	7
D13	Middle Tennessee	7	1-1	1.000	0-0	.000	0-0	.000	0	1	1	2	0	0	0	0	2
D19	at Texas Tech																
D22	Oral Roberts																
J2	Baylor																
J6	Oklahoma State																
J9	at Oklahoma																
J14	at Kansas State																
J17	Kansas																
J20	at Texas																
J23	Texas Tech																
J26	at Baylor																
J30	West Virginia																
F3	at Oklahoma State																
F6	at Kansas																
F10	Kansas State																
F13	at Iowa State																
F17	Texas																
F20	at West Virginia																
F24	at Oklahoma																

SEASON/CAREER HIGHS

POINTS

2020-21: 7 Lamar (12/09/20)
 Career: 18 (2x) last, Rhode Island (02/25/20)*

MINUTES

2020-21: 14 Central Arkansas (11/28/20)
 Career: 27 Georgetown (11/24/19)*

FIELD GOALS

2020-21: 3 (2x) last, Lamar (12/09/20)
 Career: 9 (2x) last, Rhode Island (02/25/20)*

3-POINT FIELD GOALS

2020-21: -- --
 Career: -- --

FREE THROWS

2020-21: 1 (2x) last, Lamar (12/09/20)
 Career: 7 at UMass (02/20/19)

REBOUNDS

2020-21: 3 Incarnate Word (11/25/20)
 Career: 16 at UMass (02/20/19)

ASSISTS

2020-21: 1 Central Arkansas (11/28/20)
 Career: 4 at George Mason (01/04/20)

BLOCKS

2020-21: 1 Central Arkansas (11/28/20)
 Career: 2 (3x) last, La Salle (02/12/20)

STEALS

2020-21: 1 Incarnate Word (11/25/20)
 Career: 4 at Memphis (11/17/19)

* - at George Washington

KAYLA MOKWUAH'S CAREER STATISTICS (TCU STATISTICS ONLY)

OVERALL	GP	GS	MIN	AVG.	FG	ATT	PCT	3FG	ATT	PCT	FT	ATT	PCT	OFF	DEF	TOT	AVG.	PF	D	AST	A/G	TO	B	S	TP	AVG.
2020-21	5	0	44	8.8	10	20	.500	0	0	.000	2	3	.667	6	2	8	1.6	11	0	1	0.2	1	1	1	22	4.4
TOTAL	5	0	44	8.8	10	20	.500	0	0	.000	2	3	.667	6	2	8	1.6	11	0	1	0.2	1	1	1	22	4.4



MICHELLE BERRY

6-2 | F | SR.

MIAMI, FLA. | MIAMI COUNTRY DAY (VIRGINIA TECH)

23



2019-20 GAME-BY-GAME STATISTICS

DATE	OPPONENT	MIN	FG	%	3FG	%	FT	%	O	D	T	PF	A	TO	B	S	PT
N25	Incarnate Word	29	2-7	.286	0-1	.000	0-0	.000	1	2	3	4	1	3	0	2	4
N28	Central Arkansas	29	4-9	.444	1-2	.500	0-0	.000	0	5	5	1	2	2	0	1	9
D2	Iowa State	31	4-10	.400	2-5	.400	5-5	1.000	2	7	9	3	0	2	0	1	15
D9	Lamar	34	2-6	.333	0-2	.000	0-0	.000	3	7	10	4	3	6	0	0	4
D13	Middle Tennessee	36	4-11	.364	3-6	.500	2-2	1.000	2	6	8	1	2	2	0	0	13
D19	at Texas Tech																
D22	Oral Roberts																
J2	Baylor																
J6	Oklahoma State																
J9	at Oklahoma																
J14	at Kansas State																
J17	Kansas																
J20	at Texas																
J23	Texas Tech																
J26	at Baylor																
J30	West Virginia																
F3	at Oklahoma State																
F6	at Kansas																
F10	Kansas State																
F13	at Iowa State																
F17	Texas																
F20	at West Virginia																
F24	at Oklahoma																

SEASON/CAREER HIGHS

POINTS

2020-21:	15	Iowa State (12/02/20)
Career:	38	Portland State (11/13/15)*

MINUTES

2020-21:	36	Middle Tennessee (12/13/20)
Career:	42	Wyoming 911/24/15)*

FIELD GOALS

2020-21:	4 (3x)	last, Middle Tennessee (12/13/20)
Career:	13	Portland State (11/13/15)*

3-POINT FIELD GOALS

2020-21:	3	Middle Tennessee (12/13/20)
Career:	3 (3x)	last, Middle Tennessee (12/13/20)

FREE THROWS

2020-21:	5	Iowa State (12/02/20)
Career:	9	Portland State (11/13/15)*

REBOUNDS

2020-21:	10	Lamar (12/09/20)
Career:	14	Cal Poly (02/18/16)*

ASSISTS

2020-21:	3	Lamar (12/09/20)
Career:	6	at LBSU (01/20/16)*

BLOCKS

2020-21:	-	-
Career:	1(11x)	last, Auburn (12/07/19)

STEALS

2020-21:	2	Incarnate Word (11/25/20)
Career:	5	at Pepperdine (11/20/15)*

* - at Cal State Fullerton

MICHELLE BERRY'S CAREER STATISTICS

	GP	GS	MIN	AVG.	FG	ATT	PCT	3FG	ATT	PCT	FT	ATT	PCT	OFF	DEF	TOT	AVG.	PF	D	AST	A/G	TO	B	S	TP	AVG.
2019-20	29	1	606	20.9	62	155	.400	18	55	.327	19	30	.633	43	111	154	5.3	46	0	25	0.9	35	5	18	161	5.6
2020-21	5	5	159	31.8	16	43	.372	6	16	.375	7	7	1.000	8	27	35	7.0	13	0	8	1.6	15	0	4	45	9.0
TOTAL	34	6	765	22.5	78	198	.394	24	71	.338	26	37	.703	51	138	189	5.6	59	0	33	1.0	50	5	22	206	6.1



ADHEL TAC

5-11 | F | FR.

GARLAND, TEXAS | SACHSE HIGH SCHOOL

24



2020-21 GAME-BY-GAME STATISTICS

DATE	OPPONENT	MIN	FG	%	3FG	%	FT	%	O	D	T	PF	A	TO	B	S	PT
N25	Incarnate Word	3	0-1	.000	0-0	.000	0-0	.000	0	2	2	0	0	0	1	0	0
N28	Central Arkansas	3	0-0	.000	0-0	.000	0-0	.000	0	1	1	1	1	1	0	0	0
12/2	Iowa State	4	1-2	.500	0-1	.000	0-0	.000	0	1	1	1	0	0	0	0	2
D9	Lamar	3	1-1	1.000	0-0	.000	0-2	.000	0	2	2	2	0	1	0	0	2
D13	Middle Tennessee	-	-	-	-	-	-	-	DNP	-	-	-	-	-	-	-	-
D19	at Texas Tech																
D22	Oral Roberts																
J2	Baylor																
J6	Oklahoma State																
J9	at Oklahoma																
J14	at Kansas State																
J17	Kansas																
J20	at Texas																
J23	Texas Tech																
J26	at Baylor																
J30	West Virginia																
F3	at Oklahoma State																
F6	at Kansas																
F10	Kansas State																
F13	at Iowa State																
F17	Texas																
F20	at West Virginia																
F24	at Oklahoma																

SEASON/CAREER HIGHS

POINTS

2020-21:	2 (2x)	last, Lamar (12/09/20)
Career:	2 (2x)	last, Lamar (12/09/20)

MINUTES

2020-21:	4	Iowa State (12/02/20)
Career:	4	Iowa State (12/02/20)

FIELD GOALS

2020-21:	1 (2x)	last, Lamar (12/09/20)
Career:	1 (2x)	last, Lamar (12/09/20)

3-POINT FIELD GOALS

2020-21:	--	--
Career:	--	--

FREE THROWS

2020-21:	--	--
Career:	--	--

REBOUNDS

2020-21:	2 (2x)	last, Lamar (12/09/20)
Career:	2 (2x)	last, Lamar (12/09/20)

ASSISTS

2020-21:	1	Central Arkansas (11/28/20)
Career:	1	Central Arkansas (11/28/20)

BLOCKS

2020-21:	1	Incarnate Word (11/25/20)
Career:	1	Incarnate Word (11/25/20)

STEALS

2020-21:	--	--
Career:	--	--

ADHEL TAC'S CAREER STATISTICS

	GP	GS	MIN	AVG.	FG	ATT	PCT	3FG	ATT	PCT	FT	ATT	PCT	OFF	DEF	TOT	AVG.	PF	D	AST	A/G	TO	B	S	TP	AVG.
2020-21	4	0	13	3.3	2	4	.500	0	1	.000	0	2	.000	0	6	6	1.5	4	0	1	0.3	2	1	0	4	1.0
TOTAL	4	0	13	3.3	2	4	.500	0	1	.000	0	2	.000	0	6	6	1.5	4	0	1	0.3	2	1	0	4	1.0



PATRICIA MORRIS

6-7 | F | JR.

DUARTE, CALIF. | DUARTE HIGH SCHOOL (OREGON STATE)

32



2020-21 GAME-BY-GAME STATISTICS

DATE	OPPONENT	MIN	FG	%	3FG	%	FT	%	O	D	T	PF	A	TO	B	S	PT
N25	Incarinate Word	-	-	-	-	-	-	-	DNP	-	-	-	-	-	-	-	-
N28	Central Arkansas	4	0-1	.000	0-0	.000	2-2	1.000	1	2	3	3	0	3	0	0	2
D2	Iowa State	3	0-0	.000	0-0	.000	1-2	.500	0	0	0	1	0	0	0	0	1
D9	Lamar	8	3-4	.750	0-0	.000	0-0	.000	0	3	3	2	0	0	1	0	6
D13	Middle Tennessee	-	-	-	-	-	-	-	DNP	-	-	-	-	-	-	-	-
D19	at Texas Tech																
D22	Oral Roberts																
J2	Baylor																
J6	Oklahoma State																
J9	at Oklahoma																
J14	at Kansas State																
J17	Kansas																
J20	at Texas																
J23	Texas Tech																
J26	at Baylor																
J30	West Virginia																
F3	at Oklahoma State																
F6	at Kansas																
F10	Kansas State																
F13	at Iowa State																
F17	Texas																
F20	at West Virginia																
F24	at Oklahoma																

SEASON/CAREER HIGHS

POINTS

2020-21:	6	Lamar (12/09/20)
Career:	13	California (01/17/20)*

MINUTES

2020-21:	8	Lamar (12/09/20)
Career:	15	Southern Utah 911/21/19)*

FIELD GOALS

2020-21:	3	Lamar (12/09/20)
Career:	6	California (01/17/20)*

3-POINT FIELD GOALS

2020-21:	--	--
Career:	--	--

FREE THROWS

2020-21:	2	Central Arkansas (11/28/20)
Career:	7	vs. Washington St. (03/05/20)*

REBOUNDS

2020-21:	3 (2x)	last, Lamar (12/09/20)
Career:	5 (2x)	last, vs. Washington St. (03/05/20)*

ASSISTS

2020-21:	--	--
Career:	--	--

BLOCKS

2020-21:	1	Lamar (12/09/20)
Career:	3	Hawaii (12/06/19)*

STEALS

2020-21:	--	--
Career:	1	CSU Bakersfield (12/29/18)*

* - at Oregon State

PATRICIA MORRIS' CAREER STATISTICS (TCU STATISTICS ONLY)

	GP	GS	MIN	AVG.	FG	ATT	PCT	3FG	ATT	PCT	FT	ATT	PCT	OFF	DEF	TOT	AVG.	PF	D	AST	A/G	TO	B	S	TP	AVG.
2020-21	3	0	15	5.0	3	5	.600	0	0	.000	3	4	.750	1	5	6	2.0	6	0	0	0.0	3	1	0	9	3.0
TOTAL	3	0	15	5.0	3	5	.600	0	0	.000	3	4	.750	1	5	6	2.0	6	0	0	0.0	3	1	0	9	3.0



TCU BASKETBALL COMBINED STATISTICS



2020-21 TCU Women's Basketball Combined Team Statistics All games

Page 1/1
as of Dec 15, 2020

Game Records

Record	Overall	Home	Away	Neutral
ALL GAMES	4-1	4-1	0-0	0-0
CONFERENCE	0-1	0-1	0-0	0-0
NON-CONFERENCE	4-0	4-0	0-0	0-0

Score by Periods

Team	1st	2nd	3rd	4th	OT	TOT
TCU	74	89	115	101	0	379
Opponents	88	94	87	59	0	328

Team Box Score

No.	Player	Total			3-Point		F-Throw		Rebounds													
		GP-GS	MIN	AVG	FG-FGA	FG%	3FG-FGA	3FG%	FT-FTA	FT%	OFF	DEF	TOT	AVG	PF	DQ	A	TO	BLK	STL	PTS	AVG
20	HEARD, Lauren	5-5	163:44	32.7	31-70	.443	5-16	.313	31-40	.775	4	25	29	5.8	12	0	26	18	1	12	98	19.6
5	MORRIS, Yummy	5-5	115:05	23.0	24-41	.585	0-0	.000	11-14	.786	11	17	28	5.6	10	0	3	7	6	3	59	11.8
13	DIGGS, Tavy	5-2	126:45	25.4	26-47	.553	2-2	1.000	3-4	.750	6	21	27	5.4	12	1	13	9	3	4	57	11.4
23	BERRY, Michelle	5-5	160:34	32.1	16-43	.372	6-16	.375	7-7	1.000	8	27	35	7.0	13	0	8	15	0	4	45	9.0
1	JACKSON, Aahliyah	5-5	135:00	27.0	12-29	.414	2-6	.333	11-17	.647	5	10	15	3.0	13	0	10	8	4	6	37	7.4
0	GERMOND, Caroline	5-3	129:15	25.8	12-34	.353	5-15	.333	1-2	.500	2	6	8	1.6	15	0	20	5	0	11	30	6.0
22	MOKWUAH, Kayla	5-0	43:47	8.8	10-20	.500	0-0	.000	2-3	.667	6	2	8	1.6	11	0	1	1	1	1	22	4.4
32	MORRIS, Patricia	3-0	16:31	5.5	3-5	.600	0-0	.000	3-4	.750	1	5	6	2.0	6	0	0	3	1	0	9	3.0
4	CONN, Amari	3-0	10:22	3.5	3-4	.750	1-2	.500	0-0	.000	0	3	3	1.0	0	0	0	2	0	0	7	2.3
15	HOLMES, Aja	5-0	67:59	13.6	4-19	.211	3-17	.176	0-0	.000	0	4	4	0.8	4	0	3	2	0	4	11	2.2
24	TAC, Adhel	4-0	12:47	3.2	2-4	.500	0-1	.000	0-2	.000	0	6	6	1.5	4	0	1	2	1	0	4	1.0
10	SCHMIDT, Emma	3-0	04:21	1.5	0-0	.000	0-0	.000	0-2	.000	1	2	3	1.0	1	0	0	0	0	0	0	0.0
12	MORGAN, Aaliyah	4-0	13:50	3.5	0-0	.000	0-0	.000	0-0	.000	0	4	4	1.0	1	0	2	2	0	0	0	0.0
Team											8	14	22									
Total		5	1000		143-316	.453	24-75	.320	69-95	.726	52	146	198	39.6	102	1	87	74	17	45	379	75.8
Opponents		5	1000		116-309	.375	41-135	.304	55-76	.724	50	132	182	36.4	96	2	67	97	16	34	328	65.6

Team Statistics

	TCU	OPP
Scoring	379	328
Points per game	75.8	65.6
Scoring margin	+10.2	-
Field goals-att	143-316	116-309
Field goal pct	.453	.375
3 point fg-att	24-75	41-135
3-point FG pct	.320	.304
3-pt FG made per game	4.8	8.2
Free throws-att	69-95	55-76
Free throw pct	.726	.724
F-Throws made per game	13.8	11.0
Rebounds	198	182
Rebounds per game	39.6	36.4
Rebounding margin	+3.2	-
Assists	87	67
Assists per game	17.4	13.4
Turnovers	74	97
Turnovers per game	14.8	19.4
Turnover margin	+4.6	-
Assist/turnover ratio	1.2	0.7
Steals	45	34
Steals per game	9.0	6.8
Blocks	17	16
Blocks per game	3.4	3.2
Winning streak	2	-
Home win streak	2	-
Attendance	3865	0
Home games-Avg/Game	5-773	0-0
Neutral site-Avg/Game	-	0-0

Team Results

Date	Opponent		Score	Att.
11/25/2020	Incarnate Word	W	84-59	844
11/28/2020	Central Ark.	W	65-48	802
12/02/2020	Iowa St.	L	68-91	715
12/09/2020	Lamar University	W	79-53	768
12/13/2020	Middle Tenn.	W	83-77	736



OVERALL STATISTICS

Game Records

Record	Overall	Home	Away	Neutral
ALL GAMES	4-1	4-1	0-0	0-0
CONFERENCE	0-1	0-1	0-0	0-0
NON-CONFERENCE	4-0	4-0	0-0	0-0

Team Box Score

No.	Player				Total		3-Point		F-Throw		Rebounds													
		GP-GS	MIN	AVG	FG-FGA	FG%	3FG-FGA	3FG%	FT-FTA	FT%	OFF	DEF	TOT	AVG	PF	DQ	A	TO	BLK	STL	PTS	AVG		
20	HEARD, Lauren	5-5	163:44	32.7	31-70	.443	5-16	.313	31-40	.775	4	25	29	5.8	12	0	26	18	1	12	98	19.6		
5	MORRIS, Yummy	5-5	115:05	23.0	24-41	.585	0-0	.000	11-14	.786	11	17	28	5.6	10	0	3	7	6	3	59	11.8		
13	DIGGS, Tavy	5-2	126:45	25.4	26-47	.553	2-2	1.000	3-4	.750	6	21	27	5.4	12	1	13	9	3	4	57	11.4		
23	BERRY, Michelle	5-5	160:34	32.1	16-43	.372	6-16	.375	7-7	1.000	8	27	35	7.0	13	0	8	15	0	4	45	9.0		
1	JACKSON, Aahliyah	5-5	135:00	27.0	12-29	.414	2-6	.333	11-17	.647	5	10	15	3.0	13	0	10	8	4	6	37	7.4		
0	GERMOND, Caroline	5-3	129:15	25.8	12-34	.353	5-15	.333	1-2	.500	2	6	8	1.6	15	0	20	5	0	11	30	6.0		
22	MOKWUAH, Kayla	5-0	43:47	8.8	10-20	.500	0-0	.000	2-3	.667	6	2	8	1.6	11	0	1	1	1	1	22	4.4		
32	MORRIS, Patricia	3-0	16:31	5.5	3-5	.600	0-0	.000	3-4	.750	1	5	6	2.0	6	0	0	3	1	0	9	3.0		
4	CONN, Amari	3-0	10:22	3.5	3-4	.750	1-2	.500	0-0	.000	0	3	3	1.0	0	0	0	2	0	0	7	2.3		
15	HOLMES, Aja	5-0	67:59	13.6	4-19	.211	3-17	.176	0-0	.000	0	4	4	0.8	4	0	3	2	0	4	11	2.2		
24	TAC, Adhel	4-0	12:47	3.2	2-4	.500	0-1	.000	0-2	.000	0	6	6	1.5	4	0	1	2	1	0	4	1.0		
10	SCHMIDT, Emma	3-0	04:21	1.5	0-0	.000	0-0	.000	0-2	.000	1	2	3	1.0	1	0	0	0	0	0	0	0.0		
12	MORGAN, Aaliyah	4-0	13:50	3.5	0-0	.000	0-0	.000	0-0	.000	0	4	4	1.0	1	0	2	2	0	0	0	0.0		
Team											8	14	22											
Total		5	1000		143-316	.453	24-75	.320	69-95	.726	52	146	198	39.6	102	1	87	74	17	45	379	75.8		
Opponents		5	1000		116-309	.375	41-135	.304	55-76	.724	50	132	182	36.4	96	2	67	97	16	34	328	65.6		

Score by Periods

Team	1st	2nd	3rd	4th	OT	TOT
TCU	74	89	115	101	0	379
Opponents	88	94	87	59	0	328

BIG 12 ONLY STATISTICS (2019-20)

Game Records

Record	Overall	Home	Away	Neutral
ALL GAMES	13-5	6-3	7-2	0-0
CONFERENCE	13-5	6-3	7-2	0-0
NON-CONFERENCE	0-0	0-0	0-0	0-0

Team Box Score

No.	Player				Total		3-Point		F-Throw		Rebounds													
		GP-GS	MIN	AVG	FG-FGA	FG%	3FG-FGA	3FG%	FT-FTA	FT%	OFF	DEF	TOT	AVG	PF	DQ	A	TO	BLK	STL	PTS	AVG		
20	HEARD, Lauren	18-18	582:56	32.4	111-294	.378	20-54	.370	120-156	.769	37	97	134	7.4	51	1	82	68	3	39	362	20.1		
25	RAY, Kianna	18-18	665:50	37.0	84-212	.396	41-117	.350	36-49	.735	4	91	95	5.3	46	1	47	29	28	37	245	13.6		
15	WOODS, Jayde	18-18	538:24	29.9	68-157	.433	7-27	.259	57-80	.713	28	35	63	3.5	55	2	50	34	2	12	200	11.1		
10	BRADLEY, Jaycee	18-17	521:20	29.0	59-143	.413	40-94	.426	10-15	.667	2	41	43	2.4	35	1	17	22	0	24	168	9.3		
33	AKOMOLAFE, Adeola	18-17	480:56	26.7	46-106	.434	1-2	.500	11-24	.458	57	46	103	5.7	59	3	27	30	9	23	104	5.8		
23	BERRY, Michelle	18-1	389:19	21.6	41-100	.410	11-40	.275	7-8	.875	25	67	92	5.1	26	0	15	19	2	8	100	5.6		
1	PAYNE, Ryann	15-0	81:30	5.4	17-37	.459	1-5	.200	3-4	.750	0	5	5	0.3	8	0	2	5	1	7	38	2.5		
5	MORRIS, Yummy	18-0	129:40	7.2	16-41	.390	0-0	.000	4-5	.800	18	20	38	2.1	21	0	4	13	5	8	36	2.0		
31	HELLESSEY, Ella	12-0	41:59	3.5	7-20	.350	6-14	.429	0-0	.000	1	7	8	0.7	3	0	2	3	0	2	20	1.7		
2	OBINMA, Becky	17-1	81:55	4.8	6-19	.316	0-0	.000	2-6	.333	12	12	24	1.4	22	0	1	9	5	4	14	0.8		
21	CRAIN, Alexandria	15-0	69:58	4.7	3-15	.200	0-5	.000	4-6	.667	1	2	3	0.2	10	0	6	3	0	1	10	0.7		
11	PULI, Madi	5-0	06:49	1.4	0-1	.000	0-1	.000	0-0	.000	0	0	0	0.0	2	0	0	1	0	1	0	0.0		
13	DIGGS, Tavy	6-0	10:07	1.7	0-1	.000	0-0	.000	0-0	.000	1	2	3	0.5	1	0	0	1	0	0	0	0.0		
Team											35	36	71					10						
Total		18	3601		458-1146	.400	127-359	.354	254-353	.720	221	461	682	37.9	339	8	253	247	55	166	1297	72.1		
Opponents		18	3600		449-1117	.402	115-406	.283	195-295	.661	233	502	735	40.8	323	10	266	318	94	109	1208	67.1		

Score by Periods

Team	1st	2nd	3rd	4th	OT	TOT
TCU	309	305	330	353	0	1297
Opponents	299	274	306	329	0	1208



TCU BASKETBALL SEASON/CAREER STATISTICS



2020-21 TCU Women's Basketball
Season/Career Statistics
All games

Page 1/1
as of Dec 15, 2020

Summary

Player	Season Statistics										Career Statistics									
	GP-GS	MIN/G	FG%	3FG%	FT%	R/G	A/G	STL	BLK	PTS/G	GP-GS	MIN/G	FG%	3FG%	FT%	R/G	A/G	STL	BLK	PTS/G
BERRY, Michelle	5-5	32.1	.372	.375	1.000	7.0	1.6	4	0	9.0	34-6	22.5	.394	.338	.703	5.6	1.0	22	5	6.1
CONN, Amari	3-0	3.5	.750	.500	.000	1.0	0.0	0	0	2.3	3-0	3.5	.750	.500	.000	1.0	0.0	0	0	2.3
DIGGS, Tavy	5-2	25.4	.553	1.000	.750	5.4	2.6	4	3	11.4	17-2	9.8	.534	1.000	.571	2.4	0.8	5	4	4.0
GERMOND, Caroline	5-3	25.8	.353	.333	.500	1.6	4.0	11	0	6.0	5-3	25.8	.353	.333	.500	1.6	4.0	11	0	6.0
HEARD, Lauren	5-5	32.7	.443	.313	.775	5.8	5.2	12	1	19.6	105-74	26.2	.368	.311	.722	4.6	3.0	174	7	11.0
HOLMES, Aja	5-0	13.6	.211	.176	.000	0.8	0.6	4	0	2.2	5-0	13.6	.211	.176	.000	0.8	0.6	4	0	2.2
JACKSON, Aahliyah	5-5	27.0	.414	.333	.647	3.0	2.0	6	4	7.4	5-5	27.0	.414	.333	.647	3.0	2.0	6	4	7.4
MOKWUAH, Kayla	5-0	8.8	.500	.000	.667	1.6	0.2	1	1	4.4	5-0	8.8	.500	.000	.667	1.6	0.2	1	1	4.4
MORGAN, Aaliyah	4-0	3.5	.000	.000	.000	1.0	0.5	0	0	0.0	4-0	3.5	.000	.000	.000	1.0	0.5	0	0	0.0
MORRIS, Patricia	3-0	5.5	.600	.000	.750	2.0	0.0	0	1	3.0	3-0	5.5	.600	.000	.750	2.0	0.0	0	1	3.0
MORRIS, Yummy	5-5	23.0	.585	.000	.786	5.6	0.6	3	6	11.8	59-5	9.2	.478	.000	.733	2.7	0.2	22	40	3.8
SCHMIDT, Emma	3-0	1.5	.000	.000	.000	1.0	0.0	0	0	0.0	3-0	1.5	.000	.000	.000	1.0	0.0	0	0	0.0
TAC, Adhel	4-0	3.2	.500	.000	.000	1.5	0.3	0	1	1.0	4-0	3.2	.500	.000	.000	1.5	0.3	0	1	1.0

Scoring

Player	Season Statistics								Career Statistics							
	FG-FGA	FG%	3FG-3FGA	3FG%	FT-FTA	FT%	PTS	PTS/G	FG-FGA	FG%	3FG-3FGA	3FG%	FT-FTA	FT%	PTS	PTS/G
BERRY, Michelle	16-43	.372	6-16	.375	7-7	1.000	45	9.0	78-198	.394	24-71	.338	26-37	.703	206	6.1
CONN, Amari	3-4	.750	1-2	.500	0-0	.000	7	2.3	3-4	.750	1-2	.500	0-0	.000	7	2.3
DIGGS, Tavy	26-47	.553	2-2	1.000	3-4	.750	57	11.4	31-58	.534	2-2	1.000	4-7	.571	68	4.0
GERMOND, Caroline	12-34	.353	5-15	.333	1-2	.500	30	6.0	12-34	.353	5-15	.333	1-2	.500	30	6.0
HEARD, Lauren	31-70	.443	5-16	.313	31-40	.775	98	19.6	359-975	.368	84-270	.311	356-493	.722	1158	11.0
HOLMES, Aja	4-19	.211	3-17	.176	0-0	.000	11	2.2	4-19	.211	3-17	.176	0-0	.000	11	2.2
JACKSON, Aahliyah	12-29	.414	2-6	.333	11-17	.647	37	7.4	12-29	.414	2-6	.333	11-17	.647	37	7.4
MOKWUAH, Kayla	10-20	.500	0-0	.000	2-3	.667	22	4.4	10-20	.500	0-0	.000	2-3	.667	22	4.4
MORGAN, Aaliyah	0-0	.000	0-0	.000	0-0	.000	0	0.0	0-0	.000	0-0	.000	0-0	.000	0	0.0
MORRIS, Patricia	3-5	.600	0-0	.000	3-4	.750	9	3.0	3-5	.600	0-0	.000	3-4	.750	9	3.0
MORRIS, Yummy	24-41	.585	0-0	.000	11-14	.786	59	11.8	85-178	.478	0-0	.000	55-75	.733	225	3.8
SCHMIDT, Emma	0-0	.000	0-0	.000	0-2	.000	0	0.0	0-0	.000	0-0	.000	0-2	.000	0	0.0
TAC, Adhel	2-4	.500	0-1	.000	0-2	.000	4	1.0	2-4	.500	0-1	.000	0-2	.000	4	1.0

Totals

Player	Season Statistics								Career Statistics							
	O-REB	D-REB	TOTAL	PF	FO	A	TO	A/TO	O-REB	D-REB	TOTAL	PF	FO	A	TO	A/TO
BERRY, Michelle	8	27	35	13	0	8	15	0.5	51	138	189	59	0	33	50	0.7
CONN, Amari	0	3	3	0	0	0	2	0.0	0	3	3	0	0	0	2	0.0
DIGGS, Tavy	6	21	27	12	1	13	9	1.4	8	33	41	18	1	13	17	0.8
GERMOND, Caroline	2	6	8	15	0	20	5	4.0	2	6	8	15	0	20	5	4.0
HEARD, Lauren	4	25	29	12	0	26	18	1.4	121	366	487	242	2	317	269	1.2
HOLMES, Aja	0	4	4	4	0	3	2	1.5	0	4	4	4	0	3	2	1.5
JACKSON, Aahliyah	5	10	15	13	0	10	8	1.3	5	10	15	13	0	10	8	1.3
MOKWUAH, Kayla	6	2	8	11	0	1	1	1.0	6	2	8	11	0	1	1	1.0
MORGAN, Aaliyah	0	4	4	1	0	2	2	1.0	0	4	4	1	0	2	2	1.0
MORRIS, Patricia	1	5	6	6	0	0	3	0.0	1	5	6	6	0	0	3	0.0
MORRIS, Yummy	11	17	28	10	0	3	7	0.4	67	90	157	82	0	13	56	0.2
SCHMIDT, Emma	1	2	3	1	0	0	0	0.0	1	2	3	1	0	0	0	0.0
TAC, Adhel	0	6	6	4	0	1	2	0.5	0	6	6	4	0	1	2	0.5



TCU BASKETBALL GAME-BY-GAME STATISTICS



2020-21 TCU Women's Basketball
Team Game-by-Game
All games

Page 1/1
as of Dec 15, 2020

				Total		3-Pointers		Free throws		Rebounds											
Opponent	Date	Score		FG-FGA	PCT	3FG-FGA	PCT	FT-FTA	PCT	OFF	DEF	TOT	AVG	PF	A	TO	BLK	STL	PTS	AVG	
Incarnate Word	11/25/2020	84-59	W	35-75	.467	2-14	.143	12-14	.857	13	26	39	39.0	23	17	15	1	21	84	84.0	
Central Ark.	11/28/2020	65-48	W	25-58	.431	3-15	.200	12-20	.600	12	29	41	40.0	21	20	20	4	12	65	74.5	
Iowa St.	12/02/2020	68-91	L	23-62	.371	5-16	.313	17-24	.708	8	27	35	38.3	21	15	12	5	4	68	72.3	
Lamar University	12/09/2020	79-53	W	31-57	.544	3-8	.375	14-20	.700	9	39	48	40.8	19	18	16	5	3	79	74.0	
Middle Tenn.	12/13/2020	83-77	W	29-64	.453	11-22	.500	14-17	.824	10	25	35	39.6	18	17	11	2	5	83	75.8	
Total		379		143-316	.453	24-75	.320	69-95	.726	52	146	198	39.6	102	87	74	17	45	379	75.8	
Opponents		328		116-309	.375	41-135	.304	55-76	.724	50	132	182	36.4	96	67	97	16	34	328	65.6	

TCU Averages

Games Played	Points/game	FG Pct	3FG Pct	FT Pct	Rebounds/game	Assists/game	Turnovers/game	Assist/Turnover ratio	Steals/game	Blocks/game
5	75.8	45.3	32.0	72.6	39.6	17.4	14.8	1.2	9.0	3.4

TCU BASKETBALL OPPONENT GAME-BY-GAME STATISTICS



2020-21 TCU Women's Basketball
Opponents Game-by-Game
All games

Page 1/1
as of Dec 15, 2020

				Total		3-Pointers		Free throws		Rebounds											
Opponent	Date	Score		FG-FGA	PCT	3FG-FGA	PCT	FT-FTA	PCT	OFF	DEF	TOT	AVG	PF	A	TO	BLK	STL	PTS	AVG	
Incarnate Word	11/25/2020	84-59	W	20-47	.426	7-23	.304	12-20	.600	2	27	29	29.0	14	14	29	1	7	59	59.0	
Central Ark.	11/28/2020	65-48	W	19-53	.358	4-14	.286	6-9	.667	5	27	32	30.5	24	14	27	0	10	48	53.5	
Iowa St.	12/02/2020	68-91	L	31-71	.437	11-35	.314	18-20	.900	12	33	45	35.3	18	18	12	7	6	91	66.0	
Lamar University	12/09/2020	79-53	W	18-69	.261	8-27	.296	9-14	.643	13	20	33	34.8	22	6	10	5	6	53	62.8	
Middle Tenn.	12/13/2020	83-77	W	28-69	.406	11-36	.306	10-13	.769	18	25	43	36.4	18	15	19	3	5	77	65.6	
Total		328		116-309	.375	41-135	.304	55-76	.724	50	132	182	36.4	96	67	97	16	34	328	65.6	
TCU		379		143-316	.453	24-75	.320	69-95	.726	52	146	198	39.6	102	87	74	17	45	379	75.8	

Opponents Averages

Games Played	Points/game	FG Pct	3FG Pct	FT Pct	Rebounds/game	Assists/game	Turnovers/game	Assist/Turnover ratio	Steals/game	Blocks/game
5	65.6	37.5	30.4	72.4	36.4	13.4	19.4	0.7	6.8	3.2




0 | CAROLINE GERMOND
JR | 5-7 | G
Angers, France



1 | AAHLIYAH JACKSON
GR | 5-10 | G
Ft. Smith, Ark.



4 | AMARI CONN
FR | 5-7 | G
Kansas City, Mo.




5 | YUMMY MORRIS
JR | 6-3 | F
North Little Rock, Ark.



10 | EMMA SCHMIDT
SR | 5-9 | G
Waukee, Iowa



11 | MADDI PULI
SO | 6-2 | G/F
Werribee, Australia



12 | AALIYAH MORGAN
FR | 6-1 | F
Tyler, Texas



13 | TAVY DIGGS
SO | 6-2 | G
Richardson, Texas



15 | AJA HOLMES
FR | 5-8 | G
Cibola, Texas



20 | LAUREN HEARD
SR | 5-9 | G
Denton, Texas




22 | KAYLA MOKWUAH
JR | 6-4 | C
Longmeadow, Mass.



23 | MICHELLE BERRY
GR | 6-2 | F
Miami, Fla.



24 | ADHEL TAC
FR | 5-11 | F
Garland, Texas



32 | PATRICIA MORRIS
JR | 6-7 | F
Duarte, Calif.

COACHING STAFF



RAEGAN PEBLEY
Head Coach
7th Season



HANNA HOWARD
Associate Head Coach
7th Season



BRITNEY BROWN
Associate Coach
5th Season



ABI OLAJUWON
Assistant Coach
3rd Season



LEAH FOSTER
Player Development
3rd Season



ANGELA GONZAGA
Director of Operations
7th Season



NATASCHA HARTVICH
Graduate Assistant
3rd Season



KARVIAR SHEPHERD
Graduate Assistant
2nd Season