

GAME 1

TCU (0-0, 0-0) vs INCARNATE WORD (0-0, 0-0)

**2020-21 SCHEDULE/RESULTS**  
**OVERALL: 0-0 | BIG 12: 0-0**  
**HOME: 0-0 | AWAY: 0-0 | NEUTRAL: 0-0**

DATE	OPPONENT	TV	TIME/RESULTS
N25	INCARNATE WORD		1 p.m.
N28	CENTRAL ARKANSAS		1 p.m.
D2	IOWA STATE*		6:30 p.m.
D6	at Missouri\$	TBA	TBA
D9	LAMAR		11 a.m.
D13	MIDDLE TENNESSEE		1 p.m.
D19	at Texas Tech*	TBA	TBA
D22	ORAL ROBERTS		1 p.m.
J2	BAYLOR*	TBA	TBA
J6	OKLAHOMA STATE*	TBA	TBA
J9	at Oklahoma*	TBA	TBA
J14	at Kansas State*	TBA	TBA
J17	KANSAS*	TBA	TBA
J20	at Texas	TBA	TBA
J23	TEXAS TECH*	TBA	TBA
J26	at Baylor*	TBA	7 p.m.
J30	WEST VIRGINIA*	TBA	TBA
F3	at Oklahoma State*	TBA	TBA
F6	at Kansas*	TBA	TBA
F10	KANSAS STATE*	TBA	TBA
F13	at Iowa State*	TBA	TBA
F17	TEXAS*	TBA	TBA
F20	at West Virginia*	TBA	TBA
F24	OKLAHOMA*	TBA	TBA

All times central | Home games in **BOLD**  
 \* - Big 12 conference game | \$ - SEC/Big 12 Challenge

**#20**  
**LAUREN**  
**HEARD**



THE SACRAMENTO HALL OF FAME

**NANCY LIEBERMAN**

AWARD

**NAISMITH**

WOMEN'S COLLEGE PLAYER OF THE YEAR

TROPHY

**Last Game (at WVU, 3/7/20):** . . . . . 26 pts/6 reb/5 ast  
**Season PPG (2019-20):** . . . . . 18.4  
**Season RPG (2019-20):** . . . . . 6.6  
**Season APG (2019-20):** . . . . . 4.0

## TCU

**HORNED FROGS (0-0, 0-0)**

**Head Coach:** Raegan Pebley  
**at TCU:** 117-78, 7th Season  
**Career:** 273-253, 18th Season



## INCARNATE WORD

**CARDINALS (0-0, 0-0)**

**Head Coach:** Jeff Dow  
**at UIW:** 14-15, 2nd Season  
**Career:** 279-224, 18th Season





### GAME INFO

	Wednesday, Nov. 25, 2020   1 p.m.	Fort Worth, Texas   Schollmaier Arena
		Ron Thulin, Mike Petersen
	KTCU, 88.7 FM	Jeff Williams
	GoFrogs.com	
	@TCUWBasketball	
		@TCUWBB

### FAST BREAKS

- TCU opens the 2020-21 campaign with a home contest against Incarnate Word, this Wednesday, Nov. 25, at 5 p.m. at Ed and Rae Schollmaier Arena.
- The Horned Frogs are coming off a 2019-20 season that saw the team go 22-7 overall and finish in second-place in the Big 12 with a mark of 13-5.
- Lauren Heard, an All-Big 12 First Team selection last year, was named to the All-Big 12 Preseason Team. She was also named to both Lieberman Award and Naismith Trophy Watch Lists.
- The Horned Frogs went 9-2 in non-conference play a year ago, which included a 7-0 mark in games played at Schollmaier Arena.
- TCU heads into the game having won 24 consecutive non-conference home games, a streak that dates back to the 2017-18 season. TCU's last home loss to a non-con opponent came against Yale, back on Nov. 21, 2017.

### THE STARTING FIVE

				
<b>20</b> <b>LAUREN</b> <b>HEARD</b> G   5-9   Sr. 18.4 PPG	<b>1</b> <b>AAHLIYAH</b> <b>JACKSON</b> G   5-10   Gr. 0.8 PPG (at TAMU)	<b>23</b> <b>MICHELLE</b> <b>BERRY</b> F   6-2   Sr. 5.6 PPG	<b>5</b> <b>YUMMY</b> <b>MORRIS</b> F   6-3   Jr. 3.0 PPG	<b>22</b> <b>KAYLA</b> <b>MOKWUAH</b> C   6-4   Jr. 8.2 PPG (at GWU)

**ROSTER BREAKDOWN****BY CLASS****Graduate Students (2)**

Michelle Berry, Aahliyah Jackson

**Seniors (2)**

Lauren Heard, Emma Schmidt

**Juniors (4)**

Caroline Germond, Kayla Mokwuah, Patricia Morris, Yummy Morris

**Sophomores (2)**

Tavy Diggs, Maddi Puli

**Freshmen (4)**

Amari Conn, Aja Holmes, Aaliyah Morgan, Adhel Tac

**BY POSITION****Guard (8)**

Amari Conn, Tavy Diggs, Caroline Germond, Lauren Heard, Aja Holmes, Aahliyah Jackson, Maddi Puli, Emma Schmidt

**Forward (6)**

Michelle Berry, Aaliyah Morgan, Maddi Puli, Patricia Morris, Yummy Morris, Adhel Tac

**Center (1)**

Kayla Mokwuah

**BY HOME STATE/COUNTRY****Arkansas (2)**

Aahliyah Jackson, Yummy Morris

**Australia (1)**

Maddi Puli

**California (1)**

Patricia Morris

**Florida (1)**

Michelle Berry

**France (1)**

Caroline Germond

**Iowa (1)**

Emma Schmidt

**Massachusetts (1)**

Kayla Mokwuah

**Missouri (1)**

Amari Conn

**Texas (5)**

Tavy Diggs, Lauren Heard, Aja Holmes, Aaliyah Morgan, Adhel Tac

**NUMERICAL ROSTER**

NO.	NAME	POS.	HT.	YR.	HOMETOWN (PREVIOUS SCHOOL)
0	Caroline Germond	G	5-7	Jr.	Angers, France (South Plains College)
1	Aahliyah Jackson	G	5-10	Gr.	Ft. Smith, Ark. (Texas A&M)
4	Amari Conn	G	5-7	Fr.	Kansas City, Mo. (Lincoln Prep)
5	Yummy Morris	F	6-3	Jr.	North Little Rock, Ark. (North Little Rock HS)
10	Emma Schmidt	G	5-9	Sr.	Waukee, Iowa (Waukee HS)
11	Maddi Puli	G/F	6-2	So.	Werribee, Australia (Mackillop College)
12	Aaliyah Morgan	F	6-1	Fr.	Tyler, Texas (Lee HS)
13	Tavy Diggs	G	6-2	So.	Richardson, Texas (Plano East HS)
15	Aja Holmes	G	5-8	Fr.	Cibolo, Texas (Steele HS)
20	Lauren Heard	G	5-9	Sr.	Denton, Texas (Guyer HS)
22	Kayla Mokwuah	C	6-4	Jr.	Longmeadow, Mass (George Washington)
23	Michelle Berry	F	6-2	Gr.	Miami, Fla. (Virginia Tech)
24	Adhel Tac	F	5-11	Fr.	Sachse, Texas (Sachse HS)
32	Patricia Morris	F	6-7	Jr.	Duarte, Calif. (Oregon State)

**ALPHABETICAL ROSTER**

NO.	NAME	POS.	HT.	YR.	HOMETOWN (PREVIOUS SCHOOL)
23	Michelle Berry	F	6-2	Gr.	Miami, Fla. (Virginia Tech)
4	Amari Conn	G	5-7	Fr.	Kansas City, Mo. (Lincoln Prep)
13	Tavy Diggs	G	6-2	So.	Richardson, Texas (Plano East HS)
0	Caroline Germond	G	5-7	Jr.	Angers, France (South Plains College)
20	Lauren Heard	G	5-9	Sr.	Denton, Texas (Guyer HS)
15	Aja Holmes	G	5-8	Fr.	Cibolo, Texas (Steele HS)
1	Aahliyah Jackson	G	5-10	Gr.	Ft. Smith, Ark. (Texas A&M)
22	Kayla Mokwuah	C	6-4	Jr.	Longmeadow, Mass (George Washington)
12	Aaliyah Morgan	F	6-1	Fr.	Tyler, Texas (Lee HS)
32	Patricia Morris	F	6-7	Jr.	Duarte, Calif. (Oregon State)
5	Yummy Morris	F	6-3	Jr.	North Little Rock, Ark. (North Little Rock HS)
11	Maddi Puli	G/F	6-2	So.	Werribee, Australia (Mackillop College)
10	Emma Schmidt	G	5-9	Sr.	Waukee, Iowa (Waukee HS)
24	Adhel Tac	F	5-11	Fr.	Sachse, Texas (Sachse HS)

**COACHING & SUPPORT STAFF**

POSITION	NAME (YEAR AT TCU [ALMA MATER])
Head Coach	Raegan Pebley (7th Season) [Colorado, 97]
Associate Head Coach	Hanna Howard (7th Season) [Portland, 05]
Associate Coach	Britney Brown (5th Season) [Oklahoma, 07]
Assistant Coach	Abi Olajuwon (3rd Season) [Oklahoma, 10]
Player Development Coordinator	Leah Foster (3rd Season) [St. Edward's, 06]
Director of Operations	Angela Gonzaga
Graduate Assistant	Natascha Hartvich
Graduate Assistant	Karviar Shepherd
Strength & Conditioning Coach	Taylor Larson
Athletic Trainer	Alissa Schenk

**PRONUNCIATION GUIDE**

Amari Conn	uh - MAR - ee
Tavy Diggs	TAH - vee (sounds like taffy)
Caroline Germond	jurr - MOND
Aja Holmes	AH - zha
Aahliyah Jackson	uh - LEE - uh
Kayla Mokwuah	mock - WUH
Maddi Puli	PEW - lie
Adhel Tac	TACK (like a thumb tack)

**THE MATCH-UP**

- TCU and Incarnate Word will meet up for just the third time overall and for the first time since Nov. 11, 2016.
- The Horned Frogs are 2-0 all-time against UIW, with both wins against the Cardinals coming in Fort Worth.
- TCU won the first-ever meeting, 67-61, back in 1997, while also downing the Cardinals, 88-40, back in 2016.

**SCOUTING THE CARDINALS**

- Just like TCU, the Cardinals return just five players from last season's team. UIW went 14-15 overall and finished in a tie for sixth place in the Southland Conference with a league record of 10-10.
- The Cardinals closed out the 2019-20 campaign winning six of its last 11 overall, but dropped three straight to conclude the season.
- UIW loses its top two scorers from a season ago, but returns senior Kara Speer, who totaled 7.7 points and a team-best 7.1 rebounds per game last year.
- Head coach Jeff Dow is in his second season with the Cardinals. He made his way to San Antonio following a five year head coaching stint at Louisiana Monroe. With more than 30 years of coaching experience overall, Dow has a combined overall head coaching record of 258-192.

**NON-CONFERENCE CHALK TALK**

- TCU wrapped up non-conference play last season, going 9-2 overall, which included a 7-0 record against teams at home.
- The Horned Frogs picked up a pair of road wins, downing both SMU and Army. TCU's lone pair of non-conference losses came on the road, with TCU falling to then No. 11-ranked Texas A&M and a road defeat to Middle Tennessee.
- TCU's non-conference opponents combined to go 178-149 (.544). Four different opponents would go on to win 20+ games.
- TCU finished non-conference play with 9 wins, just one win shy of the team's best mark under head coach Raegan Pebley.
- The 9-2 record and .818 winning percentage rank third-best in non-conference play since Pebley took over. Only last season's 10-1 (.909) and 2017-18's 10-2 (.833) rank better.

**FROGS TAKE WINNING STREAK INTO NON-CONFERENCE PLAY**

- TCU went 7-0 in non-conference games at home this past season and will head into the 2020-21 campaign with 24 straight wins over non-conference opponents - a streak that dates back to the 2017-18 season.
- The Horned Frogs last home loss to a non-conference opponent came back on Nov. 21, 2017, in a defeat to Yale.
- Under coach Pebley, TCU has tallied an overall non-conference record of 64-23, which also includes postseason WNIT games.
- A look at TCU in non-conference games over the previous six seasons:

**NON-CONFERENCE PLAY IN PEBLEY ERA\***

SEASON	RECORD	PCT.	H	A	N
2019-20	9-2	.818	7-0	2-2	0-0
2018-19	10-1	.909	8-0	2-0	0-1
2017-18	10-2	.833	7-1	1-1	2-0
2016-17	8-3	.727	8-1	0-2	0-0
2015-16	8-3	.727	7-1	1-2	0-0
2014-15	8-3	.727	7-1	0-1	1-1
<b>OVERALL</b>	<b>53-14</b>	<b>.791</b>	<b>44-4</b>	<b>6-8</b>	<b>3-2</b>

\* - does not include postseason contests

**THE ONE WHERE WE OPENED THE SEASON LATER THAN NORMAL**

- The 2020-21 campaign will be one unlike any others, due to the COVID-19 pandemic.
- The Horned Frogs will be limited to just six total non-conference games this season, which includes opening the schedule nearly a complete month later than a normal season.
- TCU will open the season on Nov. 25 - the latest to play its first game in 25 years.
- It marks the latest date to open a season since playing Oklahoma on Nov. 25, to open the 1995-96 season.
- Following Wednesday's game against UIW, TCU will have only played nine contests on Nov. 25 or later.

**HAVE YOU "HEARD" THE NEWS?**

- Senior Lauren Heard returns for her fourth season with the Horned Frogs in 2020-21.
- Heard had a breakout season in 2019-20, leading the team in scoring (18.4 ppg), rebounds (6.6), assists (4.0) and steals (2.1).
- She ranked fourth overall in the Big 12 in points scored, was sixth in assists and second in steals.
- She is the only returning Big 12 player to rank among the top 10 in each of those categories.
- Heard went onto earn All-Big 12 First Team honors following the season.
- Her preseason honors this year include being named to the All-Big 12 Preseason Team, as well as being named to both the Lieberman Award and Naismith Trophy Watch Lists.

**MAKING HER WAY UP THE LEADERBOARDS**

- Lauren Heard heads into her final season with the Horned Frogs already having eclipsed 1,000 points in her career. She earned her 1,000 scoring point last season, becoming the eighth fastest player in school history to reach the 1,000-point mark.
- Heard begins the season with 1,060 career points, which ranks No. 19 overall in school history.
- The Denton, Texas, native currently ranks No. 11 all-time with 291 career assists, just three assists away from moving into the top-10.
- Heard's 325 career free throws made currently ranks No. 8 all-time, while her 453 free throw attempts also ranks No. 8 overall.
- She has tallied 162 career steals, just 15 shy from moving into the top-10 list.
- A look at the company Heard made her way into when scoring 1,000 career points can be found on the next page.

**GENERAL INFORMATION**

Location.....	Fort Worth, Texas
Founded.....	1873
Enrollment.....	11,379
Colors.....	Purple and White
Nickname.....	Horned Frogs
Home Facility.....	Ed and Rae Schollmaier Arena
Opened.....	2015
Capacity.....	6,700
Conference.....	Big 12 Conference
Affiliation.....	NCAA Division I
Chancellor.....	Dr. Victor J. Boschini Jr.
Athletics Director.....	Jeremiah Donati
Senior Woman's Administrator.....	Kim Johnson
Faculty Athletics Rep.....	Rhonda Hatcher
Athletics Department Phone.....	(817) 257-5658

**HISTORY**

First Season.....	1977-78 (44th season)
First NCAA DI Season.....	1982-83 (38th season)
Record All-Time.....	628-656 (.489)
Record in NCAA DI.....	553-582 (.487)
Regular Season Conference Championships.....	3
Conference Tournament Championships.....	3
Years in NCAA Championships (Last).....	.9 (2010)
Record in NCAA Championships.....	5-9
Years in WNIT (Last).....	.7 (2019)
Record in WNIT.....	.13-7

**BASKETBALL COACHING STAFF**

Head Coach.....	Raegan Pebley (Colorado, 1997)
Record at TCU.....	117-78 (7th season)
Career Record.....	273-254 (18th season)
Associate Head Coach.....	Hanna Howard (7th season)
Associate Coach.....	Britney Brown (5th season)
Assistant Coach.....	Abi Olajuwon (3rd season)
D-Ops.....	Angela Gonzaga (7th season)
Player Development.....	Leah Foster (3rd season)
GA's.....	Natascha Hartvich (3rd season)
.....	Karviar Shepherd (2nd season)
Administrative Assistant.....	Jodi Christian
Office Phone Number.....	(817) 257-7962

**2019-20 REVIEW**

Overall Record.....	.22-7
.....	Home: 13-3   Away: 9-4   Neutral: 0-0
Big 12 Record (Finish).....	13-5 (2nd)
Conference Tournament.....	N/A
Postseason.....	N/A
Final AP/USA Today Ranking.....	RV/RV

**2020-21 PREVIEW**

Letterwinners Returning/Lost.....	5/8
Starters Returning/Lost.....	2/4
Returning Redshirts.....	0
Newcomers.....	9

**ATHLETICS COMMUNICATIONS**

Women's Basketball Contact.....	Dameon Myres
Cell Phone.....	(817) 897-5331
Office Phone.....	(817) 257-5367
Email.....	d.myres@tcu.edu



**TOP-25 POLLS**

**ASSOCIATED PRESS TOP-25 (Nov. 12, 2020)**

No.	Team	Rec.	Pts.	Last
1	South Carolina (29)	0-0	749	1
2	Stanford (1)	0-0	698	7
3	Connecticut	0-0	695	5
4	Baylor	0-0	663	3
5	Louisville	0-0	597	6
6	Mississippi State	0-0	589	9
7	Arizona	0-0	575	12
8	NC State	0-0	556	8
9	UCLA	0-0	499	10
10	Oregon	0-0	472	2
11	Kentucky	0-0	464	16
12	Maryland	0-0	395	4
13	Texas A&M	0-0	383	18
14	Arkansas	0-0	354	24
15	Iowa State	0-0	284	NR
16	Indiana	0-0	278	20
17	Northwestern	0-0	275	11
18	Oregon State	0-0	240	14
19	DePaul	0-0	185	15
20	Ohio State	0-0	165	NR
21	Gonzaga	0-0	137	13
22	Notre Dame	0-0	125	NR
23	Syracuse	0-0	120	NR
24	Missouri State	0-0	95	23
25	Michigan	0-0	65	NR

**OTHERS RECEIVING VOTES:** Texas 24, South Dakota 21, Florida State 12, North Carolina 10, Arizona State 6, Princeton 5, Marquette 4, South Dakota State 3, Boston College 2, South Florida 1, Rutgers 1, Tennessee 1, Duke 1

**USA TODAY COACHES TOP-25 (Nov. 19, 2020)**

No.	Team	Rec.	Pts.	Last
1	South Carolina (31)	0-0	799	1
2	Stanford (1)	0-0	740	7
3	Connecticut	0-0	732	4
4	Baylor	0-0	702	3
5	Louisville	0-0	663	6
6	NC State	0-0	601	8
7	Mississippi State	0-0	567	10
8	Arizona	0-0	548	12
9	Oregon	0-0	539	2
10	UCLA	0-0	535	9
11	Maryland	0-0	456	5
12	Kentucky	0-0	451	18
13	Texas A&M	0-0	377	21
14	Arkansas	0-0	360	25
15	Indiana	0-0	347	22
16	Northwestern	0-0	287	15
17	Oregon State	0-0	281	16
18	Iowa State	0-0	253	NR
19	DePaul	0-0	219	14
20	Gonzaga	0-0	192	13
21	Syracuse	0-0	149	NR
22	Ohio State	0-0	135	NR
23	Notre Dame	0-0	104	NR
24	Michigan	0-0	84	NR
25	Missouri State	0-0	76	19

**OTHERS RECEIVING VOTES:** Texas 72; South Dakota 25; Florida State 23; Iowa 13; Arizona State 11; North Carolina 11; South Florida 9; Middle Tennessee 7; Rutgers 7; Virginia Tech 6; Tennessee 4; BYU 3; Florida Gulf Coast 3; Princeton 3; James Madison 2; South Dakota State 2; LSU 1; Tennessee-Martin 1.



**A WIN OVER INCARNATE WORD WOULD ...**

- Push TCU's all-time record to 629-656.
- Push Coach Pebley's all-time record to 274-254.
- Give Coach Pebley a record of 118-78 at TCU.
- Give TCU three straight wins over UIW and an overall record of 3-0 against the Cardinals.
- Push TCU's record to 3-0 against UIW at home.
- Push TCU's record to 43-17 all-time against teams from the Southland Conference.
- Give TCU 41 consecutive wins over teams from the Southland Conference.
- Push TCU's non-conference home winning streak to 25 straight wins.
- Give TCU eight consecutive wins in season-openers
- Give TCU eight consecutive wins in home-openers

**A LOSS TO INCARNATE WORD WOULD ...**

- Drop TCU's all-time record to 628-657.
- Drop Coach Pebley's all-time record to 273-255.
- Give Coach Pebley a record of 117-79 at TCU.
- Snap a two-game win streak against UIW and drop the Frogs to 2-1 all-time against the Cardinals.
- Drop TCU's record to 2-1 against UIW at home.
- Drop TCU to 42-18 all-time against teams from the Southland Conference.
- Snap a 41 consecutive win streak against teams from the Southland Conference.
- Snap TCU's non-conference home winning streak at 24 straight wins.
- Snap TCU's seven-game season-opener win streak.
- Snap TCU's seven-game home-opener win streak.

**FASTEST TO 1K**

PLAYER	GAMES	YEAR
Zahna Medley	66	2014-15
Helena Sverrisdottir	79	2009-10
Amy Okonkwo	82	2016-19
Sandora Irvin	82	2003-04
Natalie Ventress	84	2013-14
Adrianne Ross	88	2006-07
Emily Carter	96	2010-11
<b>Lauren Heard</b>	<b>98</b>	<b>2019-20</b>
Jordan Moore	100	2018-19

**WELCOME BACK**

- In addition to senior Lauren Heard returning to the squad, the Horned Frogs also return fellow senior Michelle Berry, junior Yummy Morris, and sophomores Tavy Diggs and Maddi Puli.
- Berry saw action in all 29 games in her first season with Horned Frogs last year. She averaged 5.3 points and 5.3 rebounds, while posting game-highs of 15 points against Baylor and 13 rebounds against Boise State.
- Morris also played in all 29 of TCU's games last season, scoring 3.0 points and pulling down 2.6 rebounds per game. She notched a career-high 16 points at Middle Tennessee and grabbed a single-game high of eight rebounds on the road at Oklahoma State.
- Diggs saw action in 12 games as a true freshman, posting just under a point and 1.2 rebounds per game. She scored five points in her collegiate debut against Nicholls State and later scored a career-high six points at home against Texas State.
- Puli, also a true freshman a season ago, played in eight games where she averaged 0.3 points and 0.4 rebounds per game. She notched two points in her collegiate debut against Boise State.

**NEW TO THE MIX**

- TCU welcomes a total of nine newcomers to the team, which includes three four-year transfers (Aahliyah Jackson - Texas A&M, Kayla Mokwuah - George Washington, Patricia Morris - Oregon State), a JUCO transfer (Caroline Germond - South Plains College), four incoming freshmen (Amari Conn, Aaliyah Morgan, Aja Holmes, Adhel Tac) and a walk-on senior (Emma Schmidt).

**SERIES BREAKDOWN**



vs.



Meeting	..... Third
All-Time Series	..... TCU leads, 2-0
Date Series Began	..... Dec. 2, 1997
Last Game Played	..... Nov. 11, 2016
Current Winning Streak	..... TCU, won 2
In Fort Worth	..... 2-0
In San Antonio	..... 0-0
Neutral Site	..... 0-0

**LAST 10 GAMES**

Date	W/L	Score	Location
11/11/2016	W	88-40	Fort Worth
12/02/1997	W	67-61	Fort Worth

**TALE OF THE TAPE (2019-20 Totals)**

	TCU	UIW
Record	22-7	14-15
Conf. Record	13-5	10-10
Scoring	71.4	58.5
Opp. Scoring	64.8	60.8
FG Pct.	.398	.368
FG Pct. Defense	.399	.407
3FG Pct.	.345	.314
3FG Pct. Defense	.273	.295
FT Pct.	.671	.683
Rebounding	39.2	34.8
Opp. Rebounding	40.0	37.1
Rebounding Margin	-0.8	-2.3
Assists	14.3	10.9
Turnovers	14.8	16.1
Steals	9.4	8.3
Blocks	3.6	2.7



## FINAL 2019-20 BIG 12 STANDINGS

TEAM	BIG 12	PCT.	H	A	Streak	OVERALL PCT.	H	A	N	Streak	
Baylor	17-1	0.944	9-0	8-1	L1	28-2	0.933	17-0	9-1	2-1	L1
<b>TCU</b>	<b>13-5</b>	<b>0.722</b>	<b>6-3</b>	<b>7-2</b>	<b>W2</b>	<b>22-7</b>	<b>0.759</b>	<b>13-3</b>	<b>9-4</b>	<b>0-0</b>	<b>W2</b>
Texas	11-7	0.611	5-4	6-3	W1	19-11	0.633	11-5	7-5	1-1	W1
Iowa State	10-8	0.556	6-3	4-5	W3	18-11	0.621	12-5	6-6	0-0	W3
Kansas State	10-8	0.556	4-5	6-3	W2	16-13	0.552	9-6	7-5	0-2	W2
West Virginia	7-11	0.389	4-5	3-6	L1	17-12	0.586	9-5	4-6	4-1	L1
Texas Tech	7-11	0.389	4-5	3-6	W1	18-11	0.621	13-5	4-6	1-0	W1
Oklahoma State	6-12	0.333	3-6	3-6	L3	15-15	0.500	10-6	4-7	1-2	L3
Oklahoma	5-13	0.278	2-7	3-6	L8	12-18	0.400	9-8	3-9	0-1	L8
Kansas	4-14	0.222	3-6	1-8	L2	15-14	0.517	11-6	3-8	1-0	L2

## 2019-20 PHILLIPS 66 ALL-BIG 12 AWARDS

**Coach of the Year:** Kim Mulkey, Baylor

**Player of the Year:** Lauren Cox, Baylor

**Defensive Player of the Year:** DiDi Richards, Baylor

**Co-Newcomer of the Year:** Te'a Cooper, Baylor

**Co-Newcomer of the Year:** Natasha Mack, Oklahoma St.

**Freshman of the Year:** Ayoka Lee, Kansas State

**Sixth Player Award:** Queen Egbo, Baylor

## ALL-BIG 12 FIRST TEAM

Lauren Cox, Baylor

NaLyssa Smith, Baylor

Te'a Cooper, Baylor

Ashley Joens, Iowa State

Ayoka Lee, Kansas State

Peyton Williams, Kansas State

**Lauren Heard, TCU**

Charli Collier, Texas

Brittany Brewer, Texas Tech

## ALL-BIG 12 SECOND TEAM

DiDi Richards, Baylor

Natasha Mack, Oklahoma State

**Kianna Ray, TCU**

Sug Sutton, Texas

Tynice Martin, West Virginia

## ALL-BIG 12 HONORABLE MENTION

Juicy Landrum (Baylor), Kristin Scott (Iowa State), Angela Harris (K-State), Taylor Robertson (Oklahoma), **Jayde Woods (TCU)**, Joyner Holmes (Texas), Chrislyn Carr (Texas Tech), Kysre Gondrezick (West Virginia), Kari Niblack (West Virginia).

## BIG 12 ALL-DEFENSIVE TEAM


Lauren Cox, Baylor

DiDi Richards, Baylor

Natasha Mack, Oklahoma State

**Kianna Ray, TCU**

Brittany Brewer, Texas Tech



## BIG 12 PLAYERS OF THE WEEK

DATE	PLAYER	SCHOOL
Nov. 11	NaLyssa Smith	Baylor
	Holly Kersgieter	Kansas
Nov. 18	Te'a Cooper	Baylor
Nov. 25	Ashley Joens	Iowa State
Dec. 2	Brittany Brewer	Texas Tech
	Taylor Robertson	Oklahoma
Dec. 9	Brittany Brewer	Texas Tech
Dec. 16	Ashley Joens	Iowa State
Dec. 23	Charlie Collier	Texas
	Juicy Landrum	Baylor
Dec. 30	Lexi Gordon	Texas Tech
Jan. 6	Natasha Mack	Texas Tech
Jan. 13	NaLyssa Smith	Baylor
Jan. 20	Ashley Joens	Iowa State
Jan. 27	Ashley Joens	Iowa State
	Vivian Gray	Oklahoma State
<b>Feb. 3</b>	<b>Lauren Heard</b>	<b>TCU</b>
	Taylor Robertson	Oklahoma
Feb. 10	Ashley Joens	Iowa State
Feb. 17	Payton Williams	Kansas State
<b>Feb. 24</b>	<b>Lauren Heard</b>	<b>TCU</b>
Mar. 2	Lauren Cox	Baylor
	Celeste Taylor	Texas
Mar. 9	Ashley Joens	Iowa State

## BIG 12 FRESHMAN OF THE WEEK

DATE	PLAYER	SCHOOL
Nov. 11	Holly Kersgieter	Kansas
Nov. 18	Alexis Tucker	Texas Tech
Nov. 25	Ayoka Lee	Kansas State
Dec. 2	Ayoka Lee	Kansas State
Dec. 9	Ayoka Lee	Kansas State
Dec. 16	Ayoka Lee	Kansas State
Dec. 23	Celeste Taylor	Texas
Dec. 30	Ayoka Lee	Kansas State
Jan. 6	Maggie Espenmiller-McGraw	Iowa State
Jan. 13	Alexis Tucker	Texas Tech
Jan. 20	Celeste Taylor	Texas
	Ayoka Lee	Kansas State
Jan. 27	Ayoka Lee	Kansas State
Feb. 3	Ayoka Lee	Kansas State
Feb. 10	Ayoka Lee	Kansas State
Feb. 17	Ayoka Lee	Kansas State
Feb. 24	Ayoka Lee	Kansas State
Mar. 2	Celeste Taylor	Texas
Mar. 9	Ayoka Lee	Kansas State

## TCU HONOR ROLL

**ADEOLA AKOMOLAFE**

TCU Student-Athlete of the Week (01/21/20)

**MICHELLE BERRY**

TCU Student-Athlete of the Week (01/07/20)

**JAYCEE BRADLEY**

TCU Student-Athlete of the Week (12/09/19)

TCU Scholar-Athlete of the Month - December (01/03/20)

Big 12 All-Academic First Team (02/25/20)

**ALEX CRAIN**

Big 12 All-Academic First Team (02/25/20)

**LAUREN HEARD**

TCU Student-Athlete of the Week (12/02/19)

TCU Student-Athlete of the Week (01/14/20)

Big 12 Player of the Week (02/03/20)

TCU Student-Athlete of the Week (02/04/20)

Big 12 Player of the Week (02/25/20)

TCU Student-Athlete of the Week (02/26/20)

All-Big 12 First Team (03/09/20)

**ELLA HELLESSEY**

Big 12 All-Academic First Team (02/25/20)

**KIANNA RAY**

Preseason All-Big 12 Honorable Mention (10/09/19)

TCU Student-Athlete of the Week (01/29/20)

TCU Scholar-Athlete of the Month - January (02/10/20)

Big 12 All-Academic First Team (02/25/20)

All-Big 12 Second Team (03/09/20)

Big 12 All-Defensive Team (03/09/20)

**JAYDE WOODS**

TCU Student-Athlete of the Week (12/16/19)

All-Big 12 Honorable Mention (03/09/20)

ED & RAE SCHOLLMAYER ARENA | OPENED 2015-16



TCU INSIDE SCHOLLMAYER ARENA

YEAR	NC	B12	PS	OV	PCT.
2020-21	0-0	0-0	0-0	0-0	.000
2019-20	7-0	6-3	0-0	13-3	.812
2018-19	8-0	6-3	3-0	17-3	.850
2017-18	6-1	5-4	2-0	13-5	.722
2016-17	8-1	3-6	0-0	11-7	.611
2015-16*	1-0	5-4	2-0	8-4	.667
	<b>30-2</b>	<b>25-20</b>	<b>7-0</b>	<b>62-22</b>	<b>.738</b>

\* - First Game: \_\_\_\_\_ Dec. 20, 2015  
TCU 76, Southern Utah 47

NC - Non-Conference  
B12 - Big 12 Conference  
PS - Postseason

Previously known as the Daniel-Meyer Coliseum, the facility underwent a \$72 million renovation that was completed during the 2015-16 season. The Schollmaiers provided the lead gift of \$10 million. The Daniel-Meyer name is still prominent as the entire area is known as the Daniel-Meyer Athletic Complex.

The TCU men's and women's basketball programs received new locker rooms and team meeting rooms as well as an expanded sports medicine center. There is also locker rooms for visiting teams and a new video board.

The new building facade for the Ed and Rae Schollmaier Arena architecturally complements Amon G. Carter Stadium and the TCU campus. The interior has a lower playing surface to increase courtside seating and provide a more intimate atmosphere. Wider concourses and multiple public entries have helped ease congestion. The fan experience is further enhanced by new concession stands, a food court and restrooms as well as increased points of sale. A new courtside club lounge is also located on floor level. The facility also includes offices for the athletics administrative staff as well as coaches in various sports, allowing the Ed and Rae Schollmaier Arena to be the hub of TCU Athletics.

Additional features of the Ed and Rae Schollmaier Arena are the Jane & John Justin TCU Athletics Hall of Fame on the concourse level, offices for Olympic sports and administration and a larger main ticket office to support the arena and Amon G. Carter Stadium.

**ED AND RAE SCHOLLMAYER HISTORY**

Ed Schollmaier is the retired CEO of Alcon Laboratories, Inc., while the late Rae Schollmaier was a dedicated civic volunteer. Through the Schollmaier Foundation, they are longtime philanthropic leaders in Fort Worth.

A TCU Trustee since 1996, Ed Schollmaier chaired the Building and Grounds Committee and served on the Executive, Fiscal Affairs and Intercollegiate Athletics committees, as well as the Committee on Trusteeship.

Ed Schollmaier was a member of the Neeley School International Board of Visitors and the recipient of Neeley's Ike Harrison Award. He has been recognized as an Honorary Alumnus and an Honorary TCU Letterman. Rae Schollmaier served on the College of Fine Arts International Board of Visitors, the Fine Arts Task Force of The Commission on the Future of TCU and the KinderFrogs School Advisory Board. For their service and generous support, the Schollmaiers were honored with TCU's Horizon Award and the Royal Purple Award.

The Schollmaiers have also supported TCU Athletics through the Ed and Rae Schollmaier Basketball Complex, which opened in 2004.



## HEAD COACH | RAEGAN PEBLEY | 7TH SEASON



Raegan Pebley is in her seventh season as TCU women's basketball head coach in 2020-21. Pebley led the Horned Frogs to four postseason appearances in her first five seasons, including WNIT Semifinals appearances in both 2017-18 and 2018-19. The 2019-20 squad was on the way to making a postseason

appearance prior to the NCAA Tournament being canceled due to the COVID-19 pandemic.

Pebley (pronounced Pee-blee) has had the Frogs on an upward trend over the past three seasons, as their 69 total wins during that stretch are ranked third among all Big 12 teams while its 32 conference victories also rank third.

The 2019-20 campaign saw the Frogs register a 22-7 overall record and a 13-5 mark in Big 12 play. It marked Pebley's third-consecutive 20-win season, while the 13 Big 12 wins rank most in school history. It also matches the most conference wins for TCU in any league (2000-01, WAC; 2007-08 and 2010-11, MWVC). TCU would go onto finish second-place in the Big 12 standings - the highest finish for the Frogs since joining the league in 2012-13.

The Frogs have been on an upward trend over the past three seasons. TCU notched a 24-11 record in 2018-19, coming up just one-win shy of the school's record 25 victories (2000-01, 2003-04). In addition, TCU also set program records with 17 home victories in 2018-19 and the 13 Big 12 Conference wins this past season. The Horned Frogs also managed to register its most road wins in the Pebley era, notching nine victories on the road in 2019-20.

TCU collected its first national ranking in 10 years during the 2017-18 campaign, as well, coming in as high as No. 22. The Frogs then made its way back into the WBCA Top-25 rankings during the 2019-20 season, coming in at No. 25, the week of Feb. 25.

TCU ranked among the Big 12's top teams this past season, ranking first in free throw attempts (621), third in free throws made (417), second in steals (274), first in steals per game (9.4), second in opponent three-point percentage (.273), and first in forced turnovers (18.62). Three different Horned Frogs would go onto earn All-Big 12 honors, giving TCU at least two players on the All-Big 12 team in four of its six seasons as a member of the Big 12 Conference.

Lauren Heard became just the third Horned Frog in program history to be named to the All-Big 12 First Team, joining Zahna Medley (2014, 2015, 2016) and Jordan Moore (2019). Kianna Ray would earn second team honors and Jayde Woods was named honorable mention. A total of 14 players have earned All-Big 12 honors under Pebley.

The 2019-20 campaign also saw Pebley record her 100th victory on the sidelines at TCU. She is just the second coach in school history to boast at least 100 victories at the helm of the Horned Frogs basketball program.

The Frogs went on a tear in the postseason for a second-consecutive year in 2018-19, winning four games in the WNIT before falling on the road to eventual champion Arizona in the semifinals. Pebley's squad dominated the early rounds of the tournament, winning its first four games by an average of 17 points, including three victories at home and an impressive road win at Arkansas.

TCU finished among the top-three teams in the Big 12 in several statistical categories in 2018-19, including scoring defense, blocked shots, assists, turnover margin and steals. The Frogs finished eighth in the NCAA in both total blocked shots (189) and blocked shots per game (5.4) and led the Big 12 in total steals (331), steals per game (9.5) and turnovers forced per game (17.34).

The 2018-19 season was a continuation of a successful

climb for TCU under Pebley. The Frogs won 18 games in each of her first two seasons with a WNIT Second Round appearance in 2014-15 followed by appearances in the WNIT Third Round and Semifinals in 2015-16 and 2017-18, respectively. TCU's WNIT victory in 2015 was its first postseason win in seven years.

During the 2017-18 campaign, the Frogs earned their first national ranking since 2010, claiming a spot in the top-25 for three weeks. The ranking came in the midst of a seven-game Big 12 winning streak, the Frogs' best conference winning streak since 2008. During the streak, the Frogs beat No. 7 Texas then knocked off No. 15 West Virginia on the road, marking just the second time in program history TCU won back-to-back games against ranked teams.

The Frogs went on to finish 9-9 in the Big 12 in 2017-18, capping the regular season with a win over Oklahoma in the Big 12 Championship quarterfinal and advancing to the first semifinal since the Frogs joined the Big 12.

TCU then played in its third WNIT under Pebley and made a deep run in the tournament, advancing to the semifinal where the Frogs fell on the road to eventual champion Indiana. Along the way, TCU won four games in the tournament, including a pair of road wins, pushing TCU's total to 10 wins away from home in 2017-18, the program's most since 2004-05.

In 2017-18, TCU was the only Big 12 team to finish in the Big 12's top three in field goal, 3-point and free throw percentage. The Frogs averaged 74.8 points and 16.5 assists per game, both the second best in program history, and posted a program-best 1.1 assist-turnover ratio.

Individually, numerous players have flourished in Pebley's system, perhaps none more than TCU's all-time leading scorer, Medley who earned three All-Big 12 First Team honors in her career - two under Pebley - and was the first three-time all-conference first team selection in program history.

Medley finished her career with TCU bests of 1,975 career points, a 15.6 points per game scoring average and 316 made 3-pointers. She finished second in TCU history with 633 made field goals and 510 assists.

Moore's progression throughout her TCU career is indicative of Pebley's teaching ability. The Round Rock, Texas, native finished her career as TCU's all-time leader in field goal percentage, shooting 54.7 percent in her four years in Fort Worth, as well as the single-season leader after shooting 59.0 percent in her senior campaign. She also finished seventh in the TCU record book with 1,514 points, second with 892 rebounds and third with 243 blocks.

Additionally, the Frogs have won both of their Big 12 individual awards under Pebley, most recently with Okonkwo earning the Sixth Man Award in 2017-18. Chelsea Prince was named the Big 12 Defensive Player of the Year in 2014-15, marking the fourth-straight such selection under Pebley.

Off the court, the Frogs have seen incredible success under Pebley. In her six seasons, TCU student-athletes have earned 27 Academic All-Big 12 honors, that after earning just four in the two years prior to Pebley's arrival.

Included in the 27 selections is a record four first-team selections in 2019-20. Jada Butts was one of the 2016-17 first team selections and became the first Frog to earn Academic All-Big 12 honors in four straight years, while Ray followed in her footsteps, taking home all-academic honors from 2016-20.

Pebley has not only served TCU, but also the women's basketball community as a whole. She is a member of the Kay Yow Cancer Fund Board of Directors, helping guide the Fund's mission to extend and improve the lives of all women battling cancer by raising money for research and assisting the underserved.

## PEBLEY'S TIMELINE

1997-99:	George Mason	Assistant Coach
1999-2001:	Colorado State	Assistant Coach
2002-12:	Utah State	Head Coach
2012-14:	Fresno State	Head Coach
2014-present:	TCU	Head Coach

## COACHING HIGHLIGHTS

## HONORS (AT TCU)

- ▶ Four WNIT appearances
- ▶ 11 postseason wins
- ▶ 14 All-Big 12 selections
- ▶ Big 12 Defensive Player of the Year
- ▶ Big 12 Sixth Man of the Year
- ▶ 26 Academic All-Big 12 selections

## HONORS (PRIOR TO TCU)

- ▶ Seven NCAA Tournaments (two as head coach, one as assistant coach, four as player)
- ▶ 12 overall postseason appearances (NCAA and WNIT)
- ▶ WBCA National Coach of the Year Finalist (2001)
- ▶ WAC Coach of the Year (2001)
- ▶ Rebuilt Utah State program that was reinstated in 2003 after 25-year hiatus

## PLAYING HIGHLIGHTS

- ▶ 106-24 record, four NCAA Tournament appearances in four seasons at Colorado
- ▶ Elite Eight appearance as sophomore
- ▶ Two Sweet Sixteen appearances
- ▶ Finished all four seasons ranked in Associated Press Top 25; two AP top-five finishes
- ▶ 1,045 career points, 701 career rebounds
- ▶ Two-time all-conference, including second-team All-Big 12 in 1997
- ▶ 21st overall selection in 1997 WNBA Draft (Utah Starzz)
- ▶ Played in WNBA's first two seasons (Utah Starzz, Cleveland Rockers)

## COACHING RECORD

YEAR	SCHOOL	OVERALL	CONF	FINISH
2003-04	Utah State	5-22	5-13	T-8th
2004-05	Utah State	14-14	9-9	6th
2005-06	Utah State	3-24	2-14	9th
2006-07	Utah State	11-18	7-9	6th
2007-08	Utah State	9-20	5-11	7th
2008-09	Utah State	16-15	9-7	T-5th
2009-10	Utah State	13-17	5-11	7th
2010-11	Utah State	18-15	10-6	3rd
2011-12	Utah State	21-10	11-3	2nd
2012-13	Fresno State	24-9	13-3	2nd
2013-14	Fresno State	22-11	13-5	2nd
2014-15	TCU	18-14	9-9	T-3rd
2015-16	TCU	18-165	8-10	T-6th
2016-17	TCU	12-18	4-14	9th
2017-18	TCU	23-13	9-9	5th
2018-19	TCU	24-11	10-8	6th
2019-20	TCU	22-7	13-5	2nd
2020-21	TCU	- -	- -	- -

SCHOOL	YEARS	OVERALL	CONF
Utah State	9	110-155	63-94
Fresno State	2	46-20	26-8
TCU	7	117-78	53-55
	<b>18</b>	<b>273-253</b>	<b>142-157</b>



She is also a member of the Women's Basketball Coaches Association (WBCA) Board of Directors, helping the Association's mission to improve and advance the game of women's basketball.

TCU officially announced the hiring of Pebley as the program's seventh head coach on April 1, 2014.

Pebley arrived at TCU after spending the previous two seasons at Fresno State where she led the Bulldogs to Mountain West tournament titles and berths into the NCAA Tournament in each of her two seasons. Fresno State compiled a 46-20 (.697) overall record under the direction of Pebley, including a 26-8 (.765) mark in league play, while four Bulldogs earned All-Mountain West honors, including back-to-back Defensive Player of the Year selections.

Pebley's Fresno State squads featured one of the top defensive units in the country, as the 2012-13 Bulldogs ranked third in the NCAA in steals with 12.9 per game, doing so while only fouling 12.1 times per game to rank No. 7 nationally for the fewest fouls committed per game. The Bulldogs allowed a paltry 62.4 points per contest in the two seasons under Pebley.

The Orem, Utah, native faced a tall task in her first head coaching position, starting the Utah State women's basketball program after its reinstatement in 2003 following a 25-year hiatus. Pebley led the Aggies for nine seasons, building the program from scratch into back-to-back WNIT berths, marking the first postseason appearances in school history.

Pebley garnered WAC Coach of the Year accolades for the 2010-11 season after the Aggies advanced to their first WNIT, where they toppled Arizona, and was a WBCA National Coach of the Year finalist in 2012 after Utah State registered its first-ever 20-win season and returned to the WNIT.

In her nine seasons at Utah State, 12 Aggies earned all-conference honors, including Ashlee Brown, who was named the WAC Defensive Player of the Year in 2012, the first of four straight student-athletes to earn the league's top defensive awards under Pebley. Before taking over the Utah State program, Pebley served as an assistant coach at George Mason from 1997-99 under Jim Lewis and Debbie Taneyhill and at Colorado State from 1999-01 under Tom Collen.

At CSU, the Rams went 48-17 in her two seasons with the team reaching the second round of the NCAA Tournament in 2001 and the semifinals of the WNIT in 2000.

A standout at the University of Colorado, Pebley was selected with the 21st overall pick of the inaugural WNBA Draft in 1997, where she played two seasons with the Cleveland Rockers and Utah Starzz. She has since returned to a role within the league as she regularly serves as the color analyst on television broadcasts for the Dallas Wings.

During her collegiate career at Colorado, Pebley helped lead the Buffs to a 106-24 overall record and four conference championships, including winning the inaugural Big 12 tournament title in 1997. In her career, Pebley earned all-conference accolades twice, including a second team All-Big 12 selection in 1997. She is the first former All-Big 12 selection to return to coach in the league.

CU made two Sweet 16 appearances during her career, including a trip to the Elite Eight during her sophomore season, as the Buffs won a school-record 30 games (30-3 overall). Colorado won 25-straight games that season and finished the year ranked No. 2 in the final AP poll.

Pebley, whose maiden name is Scott, was one of nine players in CU history to score over 1,000 career points (1,045) and collect over 700 rebounds (701). Pebley played under legendary head coach Ceal Barry who was a 2018 inductee into the Women's Basketball Hall of Fame.

Pebley and her husband, Keith, have one son, Joseph, and one daughter, Harper.

## PEBLEY VS. OPPONENTS

Air Force	5-1	North Dakota State	1-1
Alabama	1-0	Northern Arizona	4-0
Alcorn State	2-0	Northern Colorado	0-2
American	0-1	Northwestern State	1-0
Arizona	2-1	Ohio	1-0
Arkansas	1-0	<b>Oklahoma</b>	<b>6-7</b>
Army	2-0	<b>Oklahoma State</b>	<b>6-6</b>
Asbury	1-0	Ole Miss	1-0
Auburn	1-0	<b>Oral Roberts</b>	<b>1-0</b>
<b>Baylor</b>	<b>0-13</b>	Oregon	0-1
Boise State	13-9	Pacific	2-5
Bowling Green	0-1	Pepperdine	0-1
Butler	1-1	Portland	3-3
BYU	0-7	Portland State	0-2
Cal Maritime	1-0	Prairie View A&M	3-0
Cal Poly	3-1	Robert Morris	1-0
Cal State Bakersfield	1-0	Saint Louis	0-2
Cal State Fullerton	2-3	Saint Mary's	2-0
Cal State Northridge	4-1	Sam Houston State	4-0
California	0-1	San Diego	0-1
<b>Central Arkansas</b>	<b>0-0</b>	San Diego Christian	1-0
Cincinnati	1-0	San Diego State	4-2
Colgate	1-0	San Francisco	2-2
Colorado	0-1	San Jose State	12-4
Colorado State	4-2	Santa Clara	1-1
Cornell	1-0	Seton Hall	0-1
Dixie State	0-1	South Dakota	1-0
Duquesne	1-0	Stephen F. Austin	2-0
Eastern Michigan	1-0	SMU	6-0
Eastern Washington	2-0	South Dakota State	1-1
Fresno State	2-14	Southeastern Louisiana	1-0
Georgia	0-1	Southern	1-0
Grambling	2-0	Southern Miss	0-1
Hampton	1-0	Southern Utah	6-1
Hawaii	6-8	Stanford	0-2
Houston Baptist	1-0	<b>Texas</b>	<b>3-11</b>
Idaho	11-10	Texas A&M	0-6
Idaho State	2-7	Texas Southern	2-0
Illinois	0-1	Texas State	3-0
<b>Incarnate Word</b>	<b>1-0</b>	<b>Texas Tech</b>	<b>8-5</b>
Indiana	0-1	UC Irvine	4-3
<b>Iowa State</b>	<b>8-5</b>	UC Merced	1-0
IPFW	0-1	UC Riverside	3-2
<b>Kansas</b>	<b>11-2</b>	UC Santa Barbara	0-4
<b>Kansas State</b>	<b>7-5</b>	ULM	1-0
<b>Lamar</b>	<b>2-0</b>	UNLV	6-1
Liberty	1-0	USC	1-1
Long Beach State	1-4	UT Arlington	2-0
Louisiana Tech	2-14	Utah	1-3
LSU	0-1	Utah State	1-0
Massachusetts	0-1	Utah Valley	5-3
McNeese	1-0	UTEP	0-1
<b>Middle Tennessee</b>	<b>0-1</b>	UTRGV	2-0
Mississippi Valley State	1-0	Washington State	1-1
<b>Missouri</b>	<b>0-0</b>	Weber State	4-4
Missouri State	2-0	<b>West Virginia</b>	<b>5-7</b>
Monmouth	0-1	Western Michigan	0-1
Montana	0-4	Wyoming	3-5
Montana State	2-4	Yale	0-1
Montana State Northern	1-0		
Montana Western	1-0		
Nevada	11-10		
New Mexico	4-0		
New Mexico State	9-6		
New Orleans	1-0		
Nebraska	0-1		
Nicholls State	1-0		
Notre Dame	0-2		

## 2020-21 Opponents in Bold



## TCU RECORD BREAKDOWN

	2019-20 RECORD	PEBLEY ERA
Overall	22-7	117-78
Big 12	13-5	53-55
Home	13-3	84-26
Away	9-4	30-45
Neutral	--	4-7
vs Top 25	2-3	8-39
vs Top 10	0-2	1-20
Overtime games	--	1-1
November	5-0	33-7
December	4-2	24-11
January	6-2	27-24
February	5-2	22-25
March	2-1	15-11
April	--	0-1

## SCORING

TCU leads after 1st quarter	14-1	68-22*
Opponent leads after 1st quarter	7-5	27-38*
Tied after 1st quarter	1-1	4-4*
TCU leads at halftime	18-1	97-14
Opponent leads at halftime	4-5	19-58
Tied at halftime	0-1	1-6
TCU leads after 3rd quarter	17-2	85-10*
Opponent leads after 3rd quarter	5-5	14-53*
Tied after 3rd quarter	--	0-1*
TCU scores less than 60	4-1	8-23
TCU scores 60-69	4-3	21-26
TCU scores 70-79	9-2	46-25
TCU scores 80+	5-1	42-4
Opponent scores less than 60	9-0	51-3
Opponent scores 60-69	9-1	43-11
Opponent scores 70-79	5-2	20-29
Opponent scores 80+	0-4	4-35
Games decided by 6 points or less	8-3	28-20

## REBOUNDING

TCU out-rebounds opponent	16-0	77-8
Opponent has equal/more rebounds	6-7	40-70

## FIELD GOALS

TCU has higher FG%	12-1	90-10
TCU has lower FG%	10-6	27-68
TCU shoots higher than 40%	13-1	92-25
TCU shoots lower than 40%	9-5	25-52
Opponent shoots higher than 40%	8-7	41-72
Opponent shoots lower than 40%	14-0	76-6

## THREE-POINT FIELD GOALS

TCU makes 7 or more 3-pointers	13-2	75-36
TCU makes 6 or fewer 3-pointers	9-5	42-42
TCU has higher 3PT FG%	19-4	86-22
TCU has lower 3PT FG%	3-3	31-56

## FREE THROWS

TCU attempts more FT's	17-2	82-22
TCU attempts equal/fewer FT's	5-5	35-56

## SPECIALTY STATS

TCU has more points in the paint	12-3	77-17
TCU has equal/fewer points in the paint	10-4	40-61
TCU has more 2nd-chance points	14-0	72-18
TCU has equal/fewer 2nd-chance points	8-7	45-60
TCU has more bench points	13-5	82-43
TCU has equal/fewer bench points	9-2	35-35

\* - Does not include 2014-15 season when only halves were played

## TCU PERFORMANCE LIST

SCORING LEADER	20-21	CAREER
Lauren Heard	--	22
Yummy Morris	--	1
Michelle Berry	--	1

## REBOUNDING LEADER 20-21 CAREER

Lauren Heard	--	18
Michelle Berry	--	6
Yummy Morris	--	6

## ASSISTS LEADER 20-21 CAREER

Lauren Heard	--	34
--------------	----	----

## 10+ POINTS 20-21 CAREER

Lauren Heard	--	43
Yummy Morris	--	6
Michelle Berry	--	3

## 15+ POINTS 20-21 CAREER

Lauren Heard	--	24
Michelle Berry	--	2
Yummy Morris	--	1

## 20+ POINTS 20-21 CAREER

Lauren Heard	--	16
--------------	----	----

## 3+ 3-POINTERS 20-21 CAREER

Lauren Heard	--	7
Michelle Berry	--	1

## 10+ REBOUNDS 20-21 CAREER

Lauren Heard	--	6
Michelle Berry	--	3

## 15+ REBOUNDS 20-21 CAREER

Lauren Heard	--	1
--------------	----	---

## 5+ ASSISTS 20-21 CAREER

Lauren Heard	--	20
--------------	----	----

## 10+ ASSISTS 20-21 CAREER

--	--	--
----	----	----

## 3+ STEALS 20-21 CAREER

Lauren Heard	--	21
Michelle Berry	--	2
Yummy Morris	--	1

## 3+ BLOCKS 20-21 CAREER

Yummy Morris	--	5
--------------	----	---

## DOUBLE-DOUBLES 20-21 CAREER

Lauren Heard	--	4
Michelle Berry	--	2



## TCU 2020-21 HIGHS/LOWS

## MOST 1ST QUARTER POINTS

TCU	--	--
OPP	--	--

## FEWEST 1ST QUARTER POINTS

TCU	--	--
OPP	--	--

## MOST 2ND QUARTER POINTS

TCU	--	--
OPP	--	--

## FEWEST 2ND QUARTER POINTS

TCU	--	--
OPP	--	--

## MOST FIRST HALF POINTS

TCU	--	--
OPP	--	--

## FEWEST FIRST HALF POINTS

TCU	--	--
OPP	--	--

## MOST 3RD QUARTER POINTS

TCU	--	--
OPP	--	--

## FEWEST 3RD QUARTER POINTS

TCU	--	--
OPP	--	--

## MOST 4TH QUARTER POINTS

TCU	--	--
OPP	--	--

## FEWEST 4TH QUARTER POINTS

TCU	--	--
OPP	--	--

## MOST POINTS IN A GAME

TCU	--	--
OPP	--	--

## FEWEST POINTS IN A GAME

TCU	--	--
OPP	--	--

## BIGGEST WIN MARGIN

TCU	--	--
OPP	--	--

## CLOSEST WIN MARGIN

TCU	--	--
OPP	--	--

## SPECIALTY STATISTICS COMPARISON

OPPONENT	IN PAINT	OFF T/O	2ND-CHANCE	FAST BREAK	BENCH
INCARNATE WORD					
CENTRAL ARKANSAS					
IOWA STATE					
at Missouri					
LAMAR					
MIDDLE TENNESSEE					
at Texas Tech					
ORAL ROBERTS					
BAYLOR					
OKLAHOMA STATE					
at Oklahoma					
at Kansas State					
KANSAS					
at Texas					
TEXAS TECH					
at Baylor					
WEST VIRGINIA					
at Oklahoma State					
at Kansas					
KANSAS STATE					
at Iowa State					
TEXAS					
at West Virginia					
OKLAHOMA					

## TCU STARTERS

OPPONENT	G	G	G/F	F	F/C	RECORD
INCARNATE WORD						
CENTRAL ARKANSAS						
IOWA STATE						
at Missouri						
LAMAR						
MIDDLE TENNESSEE						
at Texas Tech						
ORAL ROBERTS						
BAYLOR						
OKLAHOMA STATE						
at Oklahoma						
at Kansas State						
KANSAS						
at Texas						
TEXAS TECH						
at Baylor						
WEST VIRGINIA						
at Oklahoma State						
at Kansas						
KANSAS STATE						
at Iowa State						
TEXAS						
at West Virginia						
OKLAHOMA						



**THE LAST TIME**

**... A TCU TEAM**

Scored 100+ points	W, 112-62 vs. Southeastern La. (12/10/17)
Scored 100+ points in non-overtime game	W, 112-62 vs. Southeastern La. (12/10/17)
Scored 100+ points in a conference game	W, 100-96 (4OT) at Utah (2/10/10)
Scored 100+ points in a Big 12 game	None
Scored 90+ points	W, 96-71, vs. Oklahoma (03/04/20)
Scored 90+ points in a conference game	W, 96-71, vs. Oklahoma (03/04/20)
Played an overtime game	W, 76-74 (OT) at West Virginia (1/13/18)
Won an overtime game	W, 76-74 (OT) at West Virginia (1/13/18)
Played a two overtime game	W, 87-73 (2OT) vs. SMU (11/17/10)
Played a three overtime game	L, 111-121 (3OT) vs Hardin-Simmons (11/28/81)
Played a four overtime game	W, 100-96 (4OT) at Utah (2/10/10)
Played consecutive overtime games	None
Held a team to 40 points or less	W, 49-37, vs. Oklahoma State (02/23/20)
Held a team to 20 points or less in a half	19 (2nd Half), vs. Oklahoma State (02/23/20)
Shot 60+ percent FG	60.8 (31-51), vs Lamar (3/15/18)
Shot 60+ percent FG in a half	60.0 (21-35) 1st Half, at Kansas (02/08/20)
Held a team to 20 percent FG	15.7 (8-of-51), vs Sam Houston State (11/15/16)
Held a team to 20 percent FG in a half	18.9 (7-of-37) (1st Half), vs Kansas State (02/01/20)
Made 10+ 3-pointers	11, vs. Oklahoma (03/04/20)
Made 15+ 3-pointers	18, vs. Southeastern La. (12/10/17)
Did not make a 3-pointer	(0-of-9), vs UTRGV (1/5/12)
Held a team to zero 3-pointers	<i>Active streak of 275 games with a 3-pointer</i> (0-of-1), at LSU (12/4/16)
Shot 90 percent FT (min. 10 att.)	92.0 (23-of-25), at Arkansas (3/28/19)
Attempted 35+ free throws	39, vs Oklahoma (3/3/18)
Made 30+ free throws	32, vs Oklahoma (3/3/18)
Had 30+ assists	33, vs. Southeastern La. (12/10/17)
Had 25+ assists	29, vs. Oklahoma (03/04/20)
Forced 30+ turnovers	30, vs Alcorn State (12/29/18)
Forced 25+ turnovers	28, vs Kansas State (02/01/20)
Had 20+ steals	20, vs Cornell (1/2/06)
Had 15+ steals	15, vs Kansas State (02/01/20)
Had 15+ blocks	19, vs UAB (1/16/05)* *NCAA Record
Had 10+ blocks	10, vs Montana State (12/8/18)
Overcame a 10-point deficit to win	at Kansas State (02/19/20)
Overcame a 15-point deficit to win	Trailed by 12, 31-19, with 7:36 left in 3Q, won 54-52 at Texas Tech (2/6/19)
Overcame a 20-point deficit to win	Trailed by 15, 50-35, with 4:29 left in 3Q, won 70-63 vs Iowa State (1/7/15)
Had six players score in double figures	Trailed by 24, 51-27, with 16:21 left in second half, won 86-84 vs Texas Tech (1/7/18)
Had five players score in double figures	Jordan Moore (18), Amy Okonkwo (17), Kianna Ray (13), Toree Thompson (13), Lauren Heard (12), Amber Ramirez (10) at Oklahoma (01/19/20)
Had two players score 20+ points	Jayde Woods (18), Lauren Heard (13), Adeola Akomolafe (16), Jaycee Bradley (10), Kianna Ray (18) at Oklahoma State (01/29/20)
Had three players score 20+ points	Lauren Heard (25), Jayde Woods (22) vs Stephen F. Austin (3/19/15)
Had two players record double-doubles	Jada Butts (21), Veja Hamilton (21), Chelsea Prince (20) at Arizona (04/03/19)
Beat a ranked team	Amy Okonkwo (22 pts, 11 reb), Jordan Moore (11 pts, 10 reb) W, 73-60, vs #25 West Virginia (01/26/20)
Beat a top-10 team	W, 79-77, vs #7 Texas (1/10/18)
Beat a top-5 team	W, 82-73, at #3 California (12/7/08)
Beat a ranked team on the road	W, 65-63, at #25 Texas (01/03/20)
Won consecutive games against ranked team	W, 76-74 (OT), at #15 West Virginia (1/13/18), W, 79-77, vs #7 Texas (1/10/18)
Was ranked in AP Poll	No. 25 (02/24/20)
Was ranked in Coaches Poll	No. 25 (02/24/20)
Highest AP Poll ranking	13th (02/23/04)
Highest Coaches Poll ranking	15th (03/01/04)
Received votes in AP Poll	Received (11) votes (03/09/20)
Received votes in Coaches Poll	Received (7) votes (03/02/20)



## THE LAST TIME

## ... A TCU PLAYER

Scored 40+ points	43, Emily Carter vs. SMU (11/17/10)
Scored 30+ points	36, Amy Okonkwo at Arkansas (03/28/19)
Scored 20+ points	23, Lauren Heard vs. Oklahoma (03/04/20)
Scored 20+ points in half	21 (2nd half), 36, Amy Okonkwo at Arkansas (03/28/19)
Scored 10+ points in 10 or more consecutive games	21, Lauren Heard at SMU (11/20/19) thru at Kansas State State (02/19/20)
Scored 10+ points in 15 or more consecutive games	21, Lauren Heard at SMU (11/20/19) thru at Kansas State State (02/19/20)
Scored 20+ points in consecutive games	3, Lauren Heard 28, at Texas Tech (03/01/20) thru 26, at West Virginia (03/07/20)
Scored 20+ points in three or more consecutive games	3, Lauren Heard 28, at Texas Tech (03/01/20) thru 26, at West Virginia (03/07/20)
Scored 20+ points in five or more consecutive games	5, Sandora Irvin vs Oklahoma (12/09/04) thru vs Grambling (12/29/04)
Made 10+ field goals	10, Lauren Heard at Kansas (02/08/20)
Shot 100% FG (min. 5 att.) (2x)	last 8-of-8, Jordan Moore at West Virginia (2/16/19)
Made 8+ 3-pointers	11, Amber Ramirez vs. Southeastern La. (12/10/17)
Made 5+ 3-pointers	5, Lauren Heard at Iowa State (01/15/20)
Made 15+ free throws	16, Emily Carter vs SMU (11/17/10)
Made 10+ free throws	14, Lauren Heard [14-of-15] at Oklahoma State (12/07/19)
Had 20+ rebounds	21, Sandora Irvin vs USF (2/9/11)
Had 15+ rebounds	15, Lauren Heard vs. Oklahoma State (02/23/20)
Had a double-double	Kianna Ray [18 points, 12 rebounds], vs. Oklahoma (03/04/20)
Had consecutive double-doubles	3, Amy Okonkwo 36 pts, 14 reb at Arkansas (3/28/19) thru (22 pts, 11 reb) at Arizona (04/03/19)
Had double-double in three or more consecutive games	3, Amy Okonkwo 36 pts, 14 reb at Arkansas (3/28/19) thru (22 pts, 11 reb) at Arizona (04/03/19)
Had double-double in four or more consecutive games	4, Sandora Irvin at Utah (12/19/04) thru vs UT Arlington (1/2/05)
Had double-double in five or more consecutive games	15, Sandora Irvin vs Cincinnati (1/25/04) thru vs Georgia (3/22/04)
Had a triple-double	Helena Sverrisdottir (16 pts, 11 st, 10 reb) vs Oral Roberts (3/17/11) (Three in TCU history)
Had 13+ assists	13, Zahna Medley vs Oklahoma (1/9/13)
Had 10+ assists	10, Kianna Ray vs Duquesne (11/6/18)
Had 7+ steals	8, Lauren Heard at West Virginia (2/16/19)
Had 5+ steals	5, Jaycee Bradley vs. Kansas State (02/01/20)
Had 10+ blocks	10, Latrica Lovings vs Stephen F. Austin (12/4/13)
Had 5+ blocks	5, Jordan Moore vs Kansas State (2/23/19)
Played every minute in a game	Kianna Ray, at Texas Tech (03/01/20)
Played more than 40 min.	Chelsea Prince (42), Jada Butts (41), Zahna Medley (42) and Natalie Ventress (41) vs Southern Miss (3/22/15)



# CAROLINE GERMOND

5-7 | G | JR.

ANGERS, FRANCE | SOUTH PLAINS COLLEGE



## 2020-21 GAME-BY-GAME STATISTICS

## SEASON/CAREER HIGHS

### POINTS

2020-21:	--	--
Career:	--	--

### MINUTES

2020-21:	--	--
Career:	--	--

### FIELD GOALS

2020-21:	--	--
Career:	--	--

### 3-POINT FIELD GOALS

2020-21:	--	--
Career:	--	--

### FREE THROWS

2020-21:	--	--
Career:	--	--

### REBOUNDS

2020-21:	--	--
Career:	--	--

### ASSISTS

2020-21:	--	--
Career:	--	--

### BLOCKS

2020-21:	--	--
Career:	--	--

### STEALS

2020-21:	--	--
Career:	--	--

## CAROLINE GERMOND'S CAREER STATISTICS

OVERALL	GP	GS	MIN	AVG.	FG	ATT	PCT	3FG	ATT	PCT	FT	ATT	PCT	OFF	DEF	TOT	AVG.	PF	D	AST	A/G	TO	B	S	TP	AVG.
2020-21	-	-	-	-	-	-	-	-	-	-	-	-	-	-	-	-	-	-	-	-	-	-	-	-	-	-
<b>TOTAL</b>	-	-	-	-	-	-	-	-	-	-	-	-	-	-	-	-	-	-	-	-	-	-	-	-	-	-



# AAHLIYAH JACKSON

5-10 | G | GR.

FT. SMITH, ARK. | NORTHSIDE HIGH SCHOOL (TEXAS A&M)

1



## 2020-21 GAME-BY-GAME STATISTICS

## SEASON/CAREER HIGHS

### POINTS

2020-21:	--	--
Career:	7 (2x)	last, UTRGV (12/29/18)*

### MINUTES

2020-21:	--	--
Career:	23	UTRGV (12/29/18)*

### FIELD GOALS

2020-21:	--	--
Career:	3	UTRGV (12/29/18)*

### 3-POINT FIELD GOALS

2020-21:	--	--
Career:	1 (2x)	last, Missouri (01/26/20)*

### FREE THROWS

2020-21:	--	--
Career:	7	PVAMU (12/21/18)*

### REBOUNDS

2020-21:	--	--
Career:	5 (2x)	at Little Rock (11/20/18)*

### ASSISTS

2020-21:	--	--
Career:	3	UTRGV (12/29/18)*

### BLOCKS

2020-21:	--	--
Career:	1 (3x)	last, South Carolina (01/03/19)*

### STEALS

2020-21:	--	--
Career:	3	PVAMU (12/21/18)*

\* - at Texas A&M

## AAHLIYAH JACKSON'S CAREER STATISTICS (TCU STATS ONLY)

OVERALL	GP	GS	MIN	AVG.	FG	ATT	PCT	3FG	ATT	PCT	FT	ATT	PCT	OFF	DEF	TOT	AVG.	PF	D	AST	A/G	TO	B	S	TP	AVG.
2020-21	-	-	-	-	-	-	-	-	-	-	-	-	-	-	-	-	-	-	-	-	-	-	-	-	-	-
<b>TOTAL</b>	-	-	-	-	-	-	-	-	-	-	-	-	-	-	-	-	-	-	-	-	-	-	-	-	-	-



**AMARI  
CONN**

**5-7 | G | FR.**

**KANSAS CITY, MO. | LINCOLN PREP**

**4**



**2020-21 GAME-BY-GAME STATISTICS**

**SEASON/CAREER HIGHS**

**POINTS**

2020-21:	--	--
Career:	--	--

**MINUTES**

2020-21:	--	--
Career:	--	--

**FIELD GOALS**

2020-21:	--	--
Career:	--	--

**3-POINT FIELD GOALS**

2020-21:	--	--
Career:	--	--

**FREE THROWS**

2020-21:	--	--
Career:	--	--

**REBOUNDS**

2020-21:	--	--
Career:	--	--

**ASSISTS**

2020-21:	--	--
Career:	--	--

**BLOCKS**

2020-21:	--	--
Career:	--	--

**STEALS**

2020-21:	--	--
Career:	--	--

**AMARI CONN'S CAREER STATISTICS**

OVERALL	GP	GS	MIN	AVG.	FG	ATT	PCT	3FG	ATT	PCT	FT	ATT	PCT	OFF	DEF	TOT	AVG.	PF	D	AST	A/G	TO	B	S	TP	AVG.
2020-21	-	-	-	-	-	-	-	-	-	-	-	-	-	-	-	-	-	-	-	-	-	-	-	-	-	-
<b>TOTAL</b>	-	-	-	-	-	-	-	-	-	-	-	-	-	-	-	-	-	-	-	-	-	-	-	-	-	-



# YUMMY MORRIS

6-3 | F | JR.

NORTH LITTLE ROCK, ARK. | NORTH LITTLE ROCK HIGH SCHOOL

# 5



## 2019-20 GAME-BY-GAME STATISTICS

### #5 MORRIS, Yummy

Opponent	Date	GS	MIN	Total		3-Pointers		Free throws		Rebounds				PF	A	T/O	BLK	STL	PTS	AVG
				FG-FGA	PCT	3FG-3FGA	PCT	FT-FTA	PCT	OFF	DEF	TOT	AVG							
Robert Morris	11/05/2019		11:04	1-4	.250	0-0	.000	0-0	.000	0	1	1	1.0	2	0	0	0	1	2	2.0
Cornell	11/10/2019		18:20	1-4	.250	0-0	.000	0-0	.000	4	3	7	4.0	2	0	1	4	1	2	2.0
Nicholls St.	11/14/2019		12:27	2-4	.500	0-0	.000	1-2	.500	4	3	7	5.0	3	0	1	2	0	5	3.0
at SMU	11/20/2019		13:43	3-6	.500	0-0	.000	0-0	.000	2	2	4	4.8	4	0	1	0	0	6	3.8
at Army West Point	11/26/2019		10:09	2-3	.667	0-0	.000	1-2	.500	2	1	3	4.4	3	1	4	1	2	5	4.0
Boise St.	12/01/2019		06:50	0-1	.000	0-0	.000	0-0	.000	0	1	1	3.8	2	0	0	0	0	3.3	
Auburn	12/07/2019		14:05	2-4	.500	0-0	.000	1-2	.500	1	7	8	4.4	2	1	0	1	1	5	3.6
at Texas A&M	12/11/2019		04:06	0-2	.000	0-0	.000	0-0	.000	0	0	0	3.9	0	0	0	0	0	3.1	
Ohio	12/15/2019		03:03	0-1	.000	0-0	.000	1-2	.500	1	0	1	3.6	1	0	2	0	0	1	2.9
Texas St.	12/22/2019		13:29	4-7	.571	0-0	.000	2-2	1.000	2	0	2	3.4	2	1	2	0	0	10	3.6
at Middle Tenn.	12/29/2019		19:59	6-9	.667	0-0	.000	4-5	.800	3	1	4	3.5	4	0	3	3	0	16	4.7
at Texas	01/03/2020		08:17	1-6	.167	0-0	.000	0-0	.000	1	2	3	3.4	3	0	1	0	0	2	4.5
Texas Tech	01/08/2020		03:34	0-0	.000	0-0	.000	0-0	.000	1	0	1	3.2	2	0	2	0	0	0	4.2
Kansas	01/12/2020		02:47	0-0	.000	0-0	.000	0-0	.000	0	2	2	3.1	0	1	0	0	0	0	3.9
at Iowa St.	01/15/2020		03:27	1-1	1.000	0-0	.000	0-0	.000	0	0	0	2.9	0	0	1	0	0	2	3.7
at Oklahoma	01/19/2020		02:59	0-1	.000	0-0	.000	0-0	.000	0	0	0	2.8	0	0	0	1	0	3.5	
Baylor	01/22/2020		02:42	1-1	1.000	0-0	.000	0-0	.000	1	0	1	2.6	1	0	1	0	0	2	3.4
West Virginia	01/26/2020		03:49	0-1	.000	0-0	.000	0-0	.000	0	1	1	2.6	0	0	1	1	2	0	3.2
at Oklahoma St.	01/29/2020		12:25	1-3	.333	0-0	.000	0-0	.000	4	4	8	2.8	0	0	1	1	1	2	3.2
Kansas St.	02/01/2020		02:08	0-0	.000	0-0	.000	0-0	.000	0	0	0	2.7	1	0	1	1	0	0	3.0
at Kansas	02/08/2020		11:46	3-6	.500	0-0	.000	0-0	.000	3	1	4	2.8	2	1	1	0	0	6	3.1
at Baylor	02/12/2020		17:52	4-6	.667	0-0	.000	1-1	1.000	2	1	3	2.8	4	1	1	0	0	9	3.4
Iowa St.	02/16/2020		05:15	0-1	.000	0-0	.000	0-0	.000	0	2	2	2.7	2	0	1	0	0	0	3.3
at Kansas St.	02/19/2020		09:50	0-4	.000	0-0	.000	2-2	1.000	2	0	2	2.7	2	0	0	0	2	2	3.2
Oklahoma St.	02/23/2020		05:00	0-2	.000	0-0	.000	1-2	.500	2	0	2	2.7	2	0	0	0	0	1	3.1
Texas	02/26/2020		08:08	1-1	1.000	0-0	.000	0-0	.000	0	1	1	2.6	2	0	0	1	0	2	3.1
at Texas Tech	03/01/2020		07:51	0-2	.000	0-0	.000	0-0	.000	0	0	0	2.5	0	0	1	0	1	0	3.0
Oklahoma	03/04/2020		03:46	0-0	.000	0-0	.000	0-0	.000	0	2	2	2.5	0	1	1	0	0	0	2.9
at West Virginia	03/07/2020		18:04	4-6	.667	0-0	.000	0-0	.000	2	4	6	2.6	0	0	1	1	1	8	3.0
<b>Totals</b>			<b>0 256:54</b>	<b>37-86</b>	<b>.430</b>	<b>0-0</b>	<b>.000</b>	<b>14-20</b>	<b>.700</b>	<b>37</b>	<b>39</b>	<b>76</b>	<b>2.6</b>	<b>46</b>	<b>7</b>	<b>27</b>	<b>16</b>	<b>13</b>	<b>88</b>	<b>3.0</b>

### Player Averages

Games Played	Minutes/game	Points/game	FG Pct	3FG Pct	FT Pct	Rebounds/game	Assists/game	Turnovers/game	Assist/Turnover ratio	Steals/game	Blocks/game
29	8.9	3.0	43.0	0.0	70.0	2.6	0.2	0.9	0.3	0.4	0.6

## SEASON/CAREER HIGHS

### POINTS

2020-21: --  
Career: 16 at MTSU (12/29/19)

### MINUTES

2020-21: --  
Career: 20 at MTSU (12/29/19)

### FIELD GOALS

2020-21: --  
Career: 6 at MTSU (12/29/19)

### 3-POINT FIELD GOALS

2020-21: --  
Career: --

### FREE THROWS

2020-21: --  
Career: 6 Southern (12/16/18)

### REBOUNDS

2020-21: --  
Career: 9 Southern (12/16/18)

### ASSISTS

2020-21: --  
Career: 1(10x) last, Oklahoma (03/04/20)

### BLOCKS

2020-21: --  
Career: 4 Cornell (11/10/19)

### STEALS

2020-21: --  
Career: 3 MVSU (11/11/18)

## YUMMY MORRIS' CAREER STATISTICS

OVERALL	GP	GS	MIN	AVG.	FG	ATT	PCT	3FG	ATT	PCT	FT	ATT	PCT	OFF	DEF	TOT	AVG.	PF	D	AST	A/G	TO	B	S	TP	AVG.
2018-19	25	0	170	6.8	24	51	.471	0	0	.000	30	41	.732	19	34	53	2.1	26	0	3	0.1	22	18	6	78	3.1
2019-20	29	0	255	8.8	37	86	.430	0	0	.000	14	20	.700	37	39	76	2.6	46	0	7	0.2	27	16	13	88	3.0
2020-21	-	-	-	-	-	-	-	-	-	-	-	-	-	-	-	-	-	-	-	-	-	-	-	-	-	-
<b>TOTAL</b>	<b>54</b>	<b>0</b>	<b>425</b>	<b>7.9</b>	<b>61</b>	<b>137</b>	<b>.445</b>	<b>0</b>	<b>0</b>	<b>.000</b>	<b>44</b>	<b>61</b>	<b>.721</b>	<b>56</b>	<b>73</b>	<b>129</b>	<b>2.4</b>	<b>72</b>	<b>0</b>	<b>10</b>	<b>0.2</b>	<b>49</b>	<b>34</b>	<b>19</b>	<b>166</b>	<b>3.1</b>



# EMMA SCHMIDT

5-9 | G | SR.

WAUKEE, IOWA | WAUKEE HIGH SCHOOL

# 10



## 2020-21 GAME-BY-GAME STATISTICS

## SEASON/CAREER HIGHS

### POINTS

2020-21:	--	--
Career:	--	--

### MINUTES

2020-21:	--	--
Career:	--	--

### FIELD GOALS

2020-21:	--	--
Career:	--	--

### 3-POINT FIELD GOALS

2020-21:	--	--
Career:	--	--

### FREE THROWS

2020-21:	--	--
Career:	--	--

### REBOUNDS

2020-21:	--	--
Career:	--	--

### ASSISTS

2020-21:	--	--
Career:	--	--

### BLOCKS

2020-21:	--	--
Career:	--	--

### STEALS

2020-21:	--	--
Career:	--	--

## EMMA SCHMIDT'S CAREER STATISTICS

OVERALL	GP	GS	MIN	AVG.	FG	ATT	PCT	3FG	ATT	PCT	FT	ATT	PCT	OFF	DEF	TOT	AVG.	PF	D	AST	A/G	TO	B	S	TP	AVG.
2020-21	-	-	-	-	-	-	-	-	-	-	-	-	-	-	-	-	-	-	-	-	-	-	-	-	-	-
<b>TOTAL</b>	-	-	-	-	-	-	-	-	-	-	-	-	-	-	-	-	-	-	-	-	-	-	-	-	-	-



**MADDI  
PULI**

**6-2 | G/F | SO.**

**WERRIBEE, AUSTRALIA | MACKILLOP COLLEGE**

**11**



**2019-20 GAME-BY-GAME STATISTICS**

#11 PULI, Madi

Opponent	Date	GS	MIN	Total		3-Pointers		Free throws		Rebounds				PF	A	T/O	BLK	STL	PTS	AVG
				FG-FGA	PCT	3FG-3FGA	PCT	FT-FTA	PCT	OFF	DEF	TOT	AVG							
Boise St.	12/01/2019		03:44	1-1	1.000	0-0	.000	0-0	.000	0	1	1	1.0	2	0	0	0	0	2	2.0
Auburn	12/07/2019		03:06	0-0	.000	0-0	.000	0-0	.000	0	0	0	0.5	0	0	0	0	0	0	1.0
Texas St.	12/22/2019		04:49	0-1	.000	0-0	.000	0-0	.000	0	2	2	1.0	0	2	1	0	0	0	0.7
at Oklahoma	01/19/2020		00:24	0-0	.000	0-0	.000	0-0	.000	0	0	0	0.8	0	0	0	0	0	0	0.5
at Kansas	02/08/2020		00:47	0-0	.000	0-0	.000	0-0	.000	0	0	0	0.6	0	0	0	0	0	0	0.4
at Baylor	02/12/2020		02:00	0-0	.000	0-0	.000	0-0	.000	0	0	0	0.5	0	0	0	0	0	0	0.3
Oklahoma St.	02/23/2020		00:42	0-0	.000	0-0	.000	0-0	.000	0	0	0	0.4	2	0	0	0	0	0	0.3
Oklahoma	03/04/2020		02:56	0-1	.000	0-1	.000	0-0	.000	0	0	0	0.4	0	1	0	1	0	0.3	
<b>Totals</b>		<b>0</b>	<b>18:28</b>	<b>1-3</b>	<b>.333</b>	<b>0-1</b>	<b>.000</b>	<b>0-0</b>	<b>.000</b>	<b>0</b>	<b>3</b>	<b>3</b>	<b>0.4</b>	<b>4</b>	<b>2</b>	<b>2</b>	<b>0</b>	<b>1</b>	<b>2</b>	<b>0.3</b>

**Player Averages**

Games Played	Minutes/game	Points/game	FG Pct	3FG Pct	FT Pct	Rebounds/game	Assists/game	Turnovers/game	Assist/Turnover ratio	Steals/game	Blocks/game
8	2.3	0.3	33.3	0.0	0.0	0.4	0.3	0.3	1.0	0.1	0.0

**SEASON/CAREER HIGHS**

**POINTS**

2020-21: -- --  
 Career: 16 at MTSU (12/29/19)

**MINUTES**

2020-21: -- --  
 Career: 20 at MTSU (12/29/19)

**FIELD GOALS**

2020-21: -- --  
 Career: 6 at MTSU (12/29/19)

**3-POINT FIELD GOALS**

2020-21: -- --  
 Career: -- --

**FREE THROWS**

2020-21: -- --  
 Career: 6 Southern (12/16/18)

**REBOUNDS**

2020-21: -- --  
 Career: 9 Southern (12/16/18)

**ASSISTS**

2020-21: -- --  
 Career: 1 (10x) last, Oklahoma (03/04/20)

**BLOCKS**

2020-21: -- --  
 Career: 4 Cornell (11/10/19)

**STEALS**

2020-21: -- --  
 Career: 3 MVSU (11/11/18)

**MADDI PULI'S CAREER STATISTICS**

OVERALL	GP	GS	MIN	AVG. FG	ATT	PCT	3FG	ATT	PCT	FT	ATT	PCT	OFF	DEF	TOT	AVG.	PF	D	AST	A/G	TO	B	S	TP	AVG.	
2019-20	8	0	19	2.4	1	3	.333	0	1	.000	0	0	.000	0	3	3	0.4	4	0	2	0.3	2	0	1	2	0.3
2020-21	-	-	-	-	-	-	-	-	-	-	-	-	-	-	-	-	-	-	-	-	-	-	-	-	-	
<b>TOTAL</b>	<b>8</b>	<b>0</b>	<b>19</b>	<b>2.4</b>	<b>1</b>	<b>3</b>	<b>.333</b>	<b>0</b>	<b>1</b>	<b>.000</b>	<b>0</b>	<b>0</b>	<b>.000</b>	<b>0</b>	<b>3</b>	<b>3</b>	<b>0.4</b>	<b>4</b>	<b>0</b>	<b>2</b>	<b>0.3</b>	<b>2</b>	<b>0</b>	<b>1</b>	<b>2</b>	<b>0.3</b>



**AALIYAH MORGAN**

**6-1 | F | FR.**

**TYLER, TEXAS | LEE HIGH SCHOOL**

**12**



**2020-21 GAME-BY-GAME STATISTICS**

**SEASON/CAREER HIGHS**

**POINTS**

2020-21:	--	--
Career:	--	--

**MINUTES**

2020-21:	--	--
Career:	--	--

**FIELD GOALS**

2020-21:	--	--
Career:	--	--

**3-POINT FIELD GOALS**

2020-21:	--	--
Career:	--	--

**FREE THROWS**

2020-21:	--	--
Career:	--	--

**REBOUNDS**

2020-21:	--	--
Career:	--	--

**ASSISTS**

2020-21:	--	--
Career:	--	--

**BLOCKS**

2020-21:	--	--
Career:	--	--

**STEALS**

2020-21:	--	--
Career:	--	--

**AALIYAH MORGAN'S CAREER STATISTICS**

OVERALL	GP	GS	MIN	AVG.	FG	ATT	PCT	3FG	ATT	PCT	FT	ATT	PCT	OFF	DEF	TOT	AVG.	PF	D	AST	A/G	TO	B	S	TP	AVG.
2020-21	-	-	-	-	-	-	-	-	-	-	-	-	-	-	-	-	-	-	-	-	-	-	-	-	-	-
<b>TOTAL</b>	-	-	-	-	-	-	-	-	-	-	-	-	-	-	-	-	-	-	-	-	-	-	-	-	-	-



# TAVY DIGGS

6-2 | G/F | SO.

RICHARDSON, TEXAS | PLANO EAST HIGH SCHOOL

# 13



## 2019-20 GAME-BY-GAME STATISTICS

### #13 DIGGS, Tavy

Opponent	Date	GS	MIN	Total		3-Pointers		Free throws		Rebounds				PF	A	T/O	BLK	STL	PTS	AVG
				FG-FGA	PCT	3FG-3FGA	PCT	FT-FTA	PCT	OFF	DEF	TOT	AVG							
Nicholls St.	11/14/2019		15:35	2-5	.400	0-0	.000	1-2	.500	1	2	3	3.0	4	0	4	1	1	5	5.0
at SMU	11/20/2019		00:54	0-0	.000	0-0	.000	0-0	.000	0	2	2	2.5	0	0	0	0	0	2.5	
at Army West Point	11/26/2019		01:14	0-1	.000	0-0	.000	0-0	.000	0	0	0	1.7	0	0	0	0	0	1.7	
Boise St.	12/01/2019		02:09	0-0	.000	0-0	.000	0-0	.000	0	0	0	1.3	0	0	0	0	0	1.3	
Auburn	12/07/2019		03:06	0-0	.000	0-0	.000	0-0	.000	0	2	2	1.4	1	0	1	0	0	1.0	
Texas St.	12/22/2019		07:36	3-4	.750	0-0	.000	0-1	.000	0	4	4	1.8	0	0	2	0	0	6	1.8
Texas Tech	01/08/2020		02:06	0-1	.000	0-0	.000	0-0	.000	1	0	1	1.7	0	0	1	0	0	1.6	
at Oklahoma	01/19/2020		00:24	0-0	.000	0-0	.000	0-0	.000	0	0	0	1.5	0	0	0	0	0	1.4	
at Kansas	02/08/2020		00:47	0-0	.000	0-0	.000	0-0	.000	0	0	0	1.3	0	0	0	0	0	1.2	
at Baylor	02/12/2020		03:34	0-0	.000	0-0	.000	0-0	.000	0	1	1	1.3	0	0	0	0	0	1.1	
Oklahoma St.	02/23/2020		00:42	0-0	.000	0-0	.000	0-0	.000	0	0	0	1.2	0	0	0	0	0	1.0	
Oklahoma	03/04/2020		02:34	0-0	.000	0-0	.000	0-0	.000	0	1	1	1.2	1	0	0	0	0	0.9	
<b>Totals</b>		<b>0</b>	<b>40:41</b>	<b>5-11</b>	<b>.455</b>	<b>0-0</b>	<b>.000</b>	<b>1-3</b>	<b>.333</b>	<b>2</b>	<b>12</b>	<b>14</b>	<b>1.2</b>	<b>6</b>	<b>0</b>	<b>8</b>	<b>1</b>	<b>1</b>	<b>11</b>	<b>0.9</b>

### Player Averages

Games Played	Minutes/game	Points/game	FG Pct	3FG Pct	FT Pct	Rebounds/game	Assists/game	Turnovers/game	Assist/Turnover ratio	Steals/game	Blocks/game
12	3.4	0.9	45.5	0.0	33.3	1.2	0.0	0.7	0.0	0.1	0.1

## SEASON/CAREER HIGHS

### POINTS

2020-21: -- --  
 Career: 16 at MTSU (12/29/19)

### MINUTES

2020-21: -- --  
 Career: 20 at MTSU (12/29/19)

### FIELD GOALS

2020-21: -- --  
 Career: 6 at MTSU (12/29/19)

### 3-POINT FIELD GOALS

2020-21: -- --  
 Career: -- --

### FREE THROWS

2020-21: -- --  
 Career: 6 Southern (12/16/18)

### REBOUNDS

2020-21: -- --  
 Career: 9 Southern (12/16/18)

### ASSISTS

2020-21: -- --  
 Career: 1(10x) last, Oklahoma (03/04/20)

### BLOCKS

2020-21: -- --  
 Career: 4 Cornell (11/10/19)

### STEALS

2020-21: -- --  
 Career: 3 MVSU (11/11/18)

## TAVY DIGGS' CAREER STATISTICS

OVERALL	GP	GS	MIN	AVG. FG	ATT	PCT	3FG	ATT	PCT	FT	ATT	PCT	OFF	DEF	TOT	AVG.	PF	D	AST	A/G	TO	B	S	TP	AVG.	
2019-20	12	0	40	3.3	5	11	.455	0	0	.000	1	3	.333	2	12	14	1.2	6	0	0	0.0	8	1	1	11	0.9
2020-21	-	-	-	-	-	-	-	-	-	-	-	-	-	-	-	-	-	-	-	-	-	-	-	-	-	
<b>TOTAL</b>	<b>12</b>	<b>0</b>	<b>40</b>	<b>3.3</b>	<b>5</b>	<b>11</b>	<b>.455</b>	<b>0</b>	<b>0</b>	<b>.000</b>	<b>1</b>	<b>3</b>	<b>.333</b>	<b>2</b>	<b>12</b>	<b>14</b>	<b>1.2</b>	<b>6</b>	<b>0</b>	<b>0</b>	<b>0.0</b>	<b>8</b>	<b>1</b>	<b>1</b>	<b>11</b>	<b>0.9</b>



**AJA  
HOLMES**

**5-8 | G | FR.**

**CIBOLO, TEXAS | STEELE HIGH SCHOOL**

**15**



**2020-21 GAME-BY-GAME STATISTICS**

**SEASON/CAREER HIGHS**

**POINTS**

2020-21:	--	--
Career:	--	--

**MINUTES**

2020-21:	--	--
Career:	--	--

**FIELD GOALS**

2020-21:	--	--
Career:	--	--

**3-POINT FIELD GOALS**

2020-21:	--	--
Career:	--	--

**FREE THROWS**

2020-21:	--	--
Career:	--	--

**REBOUNDS**

2020-21:	--	--
Career:	--	--

**ASSISTS**

2020-21:	--	--
Career:	--	--

**BLOCKS**

2020-21:	--	--
Career:	--	--

**STEALS**

2020-21:	--	--
Career:	--	--

**AJA HOLMES' CAREER STATISTICS**

OVERALL	GP	GS	MIN	AVG.	FG	ATT	PCT	3FG	ATT	PCT	FT	ATT	PCT	OFF	DEF	TOT	AVG.	PF	D	AST	A/G	TO	B	S	TP	AVG.
2020-21	-	-	-	-	-	-	-	-	-	-	-	-	-	-	-	-	-	-	-	-	-	-	-	-	-	-
<b>TOTAL</b>	-	-	-	-	-	-	-	-	-	-	-	-	-	-	-	-	-	-	-	-	-	-	-	-	-	-



# LAUREN HEARD

5-9 | G | SR.

DENTON, TEXAS | GUYER HIGH SCHOOL

# 20



## 2019-20 GAME-BY-GAME STATISTICS

### #20 HEARD, Lauren

Opponent	Date	GS	MIN	Total		3-Pointers		Free throws		Rebounds					PF	A	T/O	BLK	STL	PTS	AVG
				FG-FGA	PCT	3FG-3FGA	PCT	FT-FTA	PCT	OFF	DEF	TOT	AVG								
Robert Morris	11/05/2019	*	27:34	7-10	.700	1-1	1.000	5-7	.714	0	3	3	3.0	3	3	3	0	2	20	20.0	
Cornell	11/10/2019	*	29:50	5-12	.417	2-4	.500	1-3	.333	1	2	3	3.0	3	4	2	0	1	13	16.5	
Nicholls St.	11/14/2019	*	14:09	2-5	.400	0-1	.000	1-2	.500	2	2	4	3.3	2	5	4	0	0	5	12.7	
at SMU	11/20/2019	*	29:34	5-15	.333	0-4	.000	2-3	.667	3	3	6	4.0	4	4	8	0	4	12	12.5	
at Army West Point	11/26/2019	*	22:48	3-8	.375	0-0	.000	4-6	.667	1	5	6	4.4	3	2	1	0	2	10	12.0	
Boise St.	12/01/2019	*	31:43	7-11	.636	3-5	.600	8-9	.889	2	3	5	4.5	0	4	4	0	2	25	14.2	
Auburn	12/07/2019	*	29:00	5-15	.333	1-3	.333	10-10	1.000	4	6	10	5.3	2	4	4	0	3	21	15.1	
at Texas A&M	12/11/2019	*	37:25	7-16	.438	1-4	.250	6-11	.545	3	4	7	5.5	3	4	6	0	3	21	15.9	
Ohio	12/15/2019	*	33:28	5-12	.417	1-4	.250	4-7	.571	3	3	6	5.6	4	3	4	0	3	15	15.8	
Texas St.	12/22/2019	*	25:22	4-11	.364	1-3	.333	5-6	.833	0	4	4	5.4	2	2	3	0	1	14	15.6	
at Middle Tenn.	12/29/2019	*	27:12	5-16	.313	1-3	.333	5-7	.714	2	2	4	5.3	3	0	4	0	2	16	15.6	
at Texas	01/03/2020	*	35:49	8-19	.421	2-4	.500	8-10	.800	3	3	6	5.3	2	2	5	0	3	26	16.5	
Texas Tech	01/08/2020	*	30:52	8-21	.381	1-3	.333	9-12	.750	3	8	11	5.8	4	7	2	0	2	26	17.2	
Kansas	01/12/2020	*	35:20	5-13	.385	0-3	.000	9-10	.900	1	5	6	5.8	1	7	6	1	4	19	17.4	
at Iowa St.	01/15/2020	*	31:43	8-16	.500	5-7	.714	4-7	.571	3	5	8	5.9	5	6	2	1	3	25	17.9	
at Oklahoma	01/19/2020	*	27:04	5-11	.455	0-1	.000	3-4	.750	1	3	4	5.8	4	3	6	1	0	13	17.6	
Baylor	01/22/2020	*	29:48	3-14	.214	0-1	.000	5-7	.714	0	4	4	5.7	3	4	6	0	1	11	17.2	
West Virginia	01/26/2020	*	30:04	3-13	.231	0-2	.000	4-6	.667	1	4	5	5.7	3	4	7	0	2	10	16.8	
at Oklahoma St.	01/29/2020	*	33:27	5-19	.263	1-5	.200	14-15	.933	5	3	8	5.8	3	2	0	0	4	25	17.2	
Kansas St.	02/01/2020	*	34:57	4-18	.222	1-3	.333	9-10	.900	1	11	12	6.1	3	6	3	0	1	18	17.3	
at Kansas	02/08/2020	*	26:56	10-15	.667	0-0	.000	3-3	1.000	4	3	7	6.1	4	2	5	0	2	23	17.5	
at Baylor	02/12/2020	*	31:16	3-15	.200	0-2	.000	8-10	.800	0	5	5	6.1	2	2	4	0	3	14	17.4	
Iowa St.	02/16/2020	*	35:04	6-17	.353	2-4	.500	9-9	1.000	3	8	11	6.3	0	6	1	0	2	23	17.6	
at Kansas St.	02/19/2020	*	31:36	9-22	.409	1-4	.250	6-9	.667	0	5	5	6.3	4	3	1	0	1	25	17.9	
Oklahoma St.	02/23/2020	*	33:50	3-17	.176	0-1	.000	2-4	.500	5	10	15	6.6	2	5	3	0	2	8	17.5	
Texas	02/26/2020	*	38:53	4-19	.211	0-2	.000	11-15	.733	3	5	8	6.7	3	6	4	0	4	19	17.6	
at Texas Tech	03/01/2020	*	35:37	9-19	.474	2-4	.500	8-14	.571	1	5	6	6.6	4	7	3	0	2	28	18.0	
Oklahoma	03/04/2020	*	28:39	9-12	.750	3-4	.750	2-2	1.000	3	4	7	6.6	1	5	3	0	1	23	18.1	
at West Virginia	03/07/2020	*	32:02	9-14	.643	2-4	.500	6-9	.667	0	6	6	6.6	3	5	7	0	2	26	18.4	
<b>Totals</b>			<b>29</b>	<b>891:01</b>	<b>166-425</b>	<b>.391</b>	<b>31-86</b>	<b>.360</b>	<b>171-227</b>	<b>.753</b>	<b>58</b>	<b>134</b>	<b>192</b>	<b>6.6</b>	<b>80</b>	<b>117</b>	<b>111</b>	<b>3</b>	<b>62</b>	<b>534</b>	<b>18.4</b>

### Player Averages

Games Played	Minutes/game	Points/game	FG Pct	3FG Pct	FT Pct	Rebounds/game	Assists/game	Turnovers/game	Assist/Turnover ratio	Steals/game	Blocks/game
29	30.7	18.4	39.1	36.0	75.3	6.6	4.0	3.8	1.1	2.1	0.1

## SEASON/CAREER HIGHS

### POINTS

2020-21: -- --  
 Career: 16 at MTSU (12/29/19)

### MINUTES

2020-21: -- --  
 Career: 20 at MTSU (12/29/19)

### FIELD GOALS

2020-21: -- --  
 Career: 6 at MTSU (12/29/19)

### 3-POINT FIELD GOALS

2020-21: -- --  
 Career: -- --

### FREE THROWS

2020-21: -- --  
 Career: 6 Southern (12/16/18)

### REBOUNDS

2020-21: -- --  
 Career: 9 Southern (12/16/18)

### ASSISTS

2020-21: -- --  
 Career: 1(10x) last, Oklahoma (03/04/20)

### BLOCKS

2020-21: -- --  
 Career: 4 Cornell (11/10/19)

### STEALS

2020-21: -- --  
 Career: 3 MVSU (11/11/18)

## LAUREN HEARD'S CAREER STATISTICS

OVERALL	GP	GS	MIN	AVG.	FG	ATT	PCT	3FG	ATT	PCT	FT	ATT	PCT	OFF	DEF	TOT	AVG.	PF	D	AST	A/G	TO	B	S	TP	AVG.
2017-18	36	6	709	19.7	70	187	.374	20	61	.328	63	86	.733	26	81	107	3.0	75	0	61	1.7	56	1	37	223	6.2
2018-19	35	34	993	28.4	92	293	.314	28	107	.262	91	140	.650	33	126	159	4.5	75	1	113	3.2	84	2	63	303	8.7
2019-20	29	29	893	30.8	166	425	.391	31	86	.360	171	227	.753	58	134	192	6.6	80	1	117	4.0	111	3	62	534	18.4
2020-21	-	-	-	-	-	-	-	-	-	-	-	-	-	-	-	-	-	-	-	-	-	-	-	-	-	-
<b>TOTAL</b>	<b>100</b>	<b>69</b>	<b>2595</b>	<b>26.0</b>	<b>328</b>	<b>905</b>	<b>.362</b>	<b>79</b>	<b>254</b>	<b>.311</b>	<b>325</b>	<b>453</b>	<b>.717</b>	<b>117</b>	<b>341</b>	<b>458</b>	<b>4.6</b>	<b>230</b>	<b>2</b>	<b>291</b>	<b>2.9</b>	<b>251</b>	<b>6</b>	<b>162</b>	<b>1060</b>	<b>10.6</b>



**KAYLA  
MOKWUAH**

**6-4 | G | JR.**

**LONGMEADOW, MASS. | WILBRAHAM & MONSON ACADEMY (GEORGE WASHINGTON)**

**22**



**2020-21 GAME-BY-GAME STATISTICS**

**SEASON/CAREER HIGHS**

**POINTS**

2020-21: -- --  
 Career: 18 (2x) last, Rhode Island (02/25/20)\*

**MINUTES**

2020-21: -- --  
 Career: 27 Georgetown (11/24/19)\*

**FIELD GOALS**

2020-21: -- --  
 Career: 9 (2x) last, Rhode Island (02/25/20)\*

**3-POINT FIELD GOALS**

2020-21: -- --  
 Career: -- --

**FREE THROWS**

2020-21: -- --  
 Career: 7 at UMass (02/20/19)

**REBOUNDS**

2020-21: -- --  
 Career: 16 at UMass (02/20/19)

**ASSISTS**

2020-21: -- --  
 Career: 4 at George Mason (01/04/20)

**BLOCKS**

2020-21: -- --  
 Career: 2 (3x) last, La Salle (02/12/20)

**STEALS**

2020-21: -- --  
 Career: 4 at Memphis (11/17/19)

\* - at George Washington

**KAYLA MOKWUAH'S CAREER STATISTICS (TCU STATISTICS ONLY)**

OVERALL	GP	GS	MIN	AVG.	FG	ATT	PCT	3FG	ATT	PCT	FT	ATT	PCT	OFF	DEF	TOT	AVG.	PF	D	AST	A/G	TO	B	S	TP	AVG.
2020-21	-	-	-	-	-	-	-	-	-	-	-	-	-	-	-	-	-	-	-	-	-	-	-	-	-	-
<b>TOTAL</b>	-	-	-	-	-	-	-	-	-	-	-	-	-	-	-	-	-	-	-	-	-	-	-	-	-	-



# MICHELLE BERRY

G-2 | F | SR.

MIAMI, FLA. | MIAMI COUNTRY DAY (VIRGINIA TECH)

# 23



## 2019-20 GAME-BY-GAME STATISTICS

### #23 BERRY, Michelle

Opponent	Date	GS	MIN	Total		3-Pointers		Free throws		Rebounds				PF	A	T/O	BLK	STL	PTS	AVG
				FG-FGA	PCT	3FG-3FGA	PCT	FT-FTA	PCT	OFF	DEF	TOT	AVG							
Robert Morris	11/05/2019		26:03	2-4	.500	2-4	.500	0-0	.000	0	5	5	5.0	0	1	3	0	1	6	6.0
Cornell	11/10/2019		13:55	1-3	.333	0-0	.000	0-0	.000	0	2	2	3.5	2	1	0	0	0	2	4.0
Nicholls St.	11/14/2019		13:51	3-6	.500	0-0	.000	0-2	.000	1	2	3	3.3	1	1	2	0	0	6	4.7
at SMU	11/20/2019		19:30	1-7	.143	1-2	.500	1-6	.167	1	3	4	3.5	3	0	2	0	0	4	4.5
at Army West Point	11/26/2019		17:56	2-4	.500	0-0	.000	1-2	.500	1	0	1	3.0	2	1	0	0	0	5	4.6
Boise St.	12/01/2019		23:03	2-6	.333	1-2	.500	2-2	1.000	5	8	13	4.7	2	2	2	0	0	7	5.0
Auburn	12/07/2019		12:41	1-2	.500	0-0	.000	3-4	.750	3	2	5	4.7	0	2	1	1	2	5	5.0
at Texas A&M	12/11/2019		31:45	4-10	.400	1-3	.333	2-2	1.000	2	10	12	5.6	3	1	1	0	2	11	5.8
Ohio	12/15/2019		17:21	3-8	.375	0-1	.000	0-0	.000	2	4	6	5.7	4	0	2	2	0	6	5.8
Texas St.	12/22/2019		16:20	2-2	1.000	2-2	1.000	2-2	1.000	1	4	5	5.6	0	1	2	0	3	8	6.0
at Middle Tenn.	12/29/2019		23:58	0-3	.000	0-1	.000	1-2	.500	2	4	6	5.6	3	0	1	0	2	1	5.5
at Texas	01/03/2020		25:16	6-9	.667	1-4	.250	2-2	1.000	4	7	11	6.1	1	0	1	0	0	15	6.3
Texas Tech	01/08/2020		24:58	3-5	.600	1-2	.500	0-0	.000	1	4	5	6.0	2	0	0	0	0	7	6.4
Kansas	01/12/2020		16:03	1-3	.333	0-0	.000	0-0	.000	0	2	2	5.7	0	0	2	0	0	2	6.1
at Iowa St.	01/15/2020		29:47	2-6	.333	0-0	.000	0-0	.000	0	2	2	5.5	4	2	0	0	1	4	5.9
at Oklahoma	01/19/2020		26:25	3-8	.375	0-2	.000	0-0	.000	1	3	4	5.4	2	0	0	0	3	6	5.9
Baylor	01/22/2020	*	22:10	1-6	.167	0-3	.000	0-0	.000	1	4	5	5.4	2	2	1	0	0	2	5.7
West Virginia	01/26/2020		26:10	3-8	.375	1-5	.200	0-0	.000	3	6	9	5.6	2	1	1	0	0	7	5.8
at Oklahoma St.	01/29/2020		15:48	0-4	.000	0-0	.000	0-0	.000	0	1	1	5.3	2	0	0	0	0	0	5.5
Kansas St.	02/01/2020		15:17	2-8	.250	0-1	.000	0-0	.000	3	2	5	5.3	1	1	1	0	2	4	5.4
at Kansas	02/08/2020		21:18	1-2	.500	1-1	1.000	0-0	.000	1	5	6	5.3	0	1	1	0	0	3	5.3
at Baylor	02/12/2020		27:24	6-8	.750	3-3	1.000	0-0	.000	2	1	3	5.2	0	1	1	0	0	15	5.7
Iowa St.	02/16/2020		23:00	2-6	.333	0-4	.000	0-0	.000	2	5	7	5.3	0	3	1	0	0	4	5.7
at Kansas St.	02/19/2020		26:14	1-2	.500	0-1	.000	3-4	.750	1	7	8	5.4	0	0	1	1	1	5	5.6
Oklahoma St.	02/23/2020		14:44	0-1	.000	0-1	.000	0-0	.000	1	5	6	5.4	0	0	1	1	0	0	5.4
Texas	02/26/2020		23:14	3-9	.333	1-5	.200	2-2	1.000	4	3	7	5.5	3	1	3	0	0	9	5.5
at Texas Tech	03/01/2020		13:44	2-4	.500	0-1	.000	0-0	.000	0	2	2	5.4	2	0	2	0	0	4	5.5
Oklahoma	03/04/2020		14:00	2-3	.667	1-1	1.000	0-0	.000	1	3	4	5.3	4	1	2	0	0	5	5.5
at West Virginia	03/07/2020		23:46	3-8	.375	2-6	.333	0-0	.000	0	5	5	5.3	1	2	1	0	1	8	5.6
<b>Totals</b>			<b>1 605:40</b>	<b>62-155</b>	<b>.400</b>	<b>18-55</b>	<b>.327</b>	<b>19-30</b>	<b>.633</b>	<b>43</b>	<b>111</b>	<b>154</b>	<b>5.3</b>	<b>46</b>	<b>25</b>	<b>35</b>	<b>5</b>	<b>18</b>	<b>161</b>	<b>5.6</b>

### Player Averages

Games Played	Minutes/game	Points/game	FG Pct	3FG Pct	FT Pct	Rebounds/game	Assists/game	Turnovers/game	Assist/Turnover ratio	Steals/game	Blocks/game
29	20.9	5.6	40.0	32.7	63.3	5.3	0.9	1.2	0.7	0.6	0.2

## SEASON/CAREER HIGHS

### POINTS

2020-21: --  
 Career: 38 Portland State (11/13/15)\*

### MINUTES

2020-21: --  
 Career: 42 Wyoming 9/11/24/15)\*

### FIELD GOALS

2020-21: --  
 Career: 13 Portland State (11/13/15)\*

### 3-POINT FIELD GOALS

2020-21: --  
 Career: 3 (2x) last, Cornell (12/21/15)\*

### FREE THROWS

2020-21: --  
 Career: 9 Portland State (11/13/15)\*

### REBOUNDS

2020-21: --  
 Career: 14 Cal Poly (02/18/16)\*

### ASSISTS

2020-21: --  
 Career: 6 at LBSU (01/20/16)\*

### BLOCKS

2020-21: --  
 Career: 1(11x) last, Auburn (12/07/19)

### STEALS

2020-21: --  
 Career: 5 at Pepperdine (11/20/15)\*

\* - at Cal State Fullerton

## MICHELLE BERRY'S CAREER STATISTICS

OVERALL	GP	GS	MIN	AVG.	FG	ATT	PCT	3FG	ATT	PCT	FT	ATT	PCT	OFF	DEF	TOT	AVG.	PF	D	AST	A/G	TO	B	S	TP	AVG.
2019-20	29	1	606	20.9	62	155	.400	18	55	.327	19	30	.633	43	111	154	5.3	46	0	25	0.9	35	5	18	161	5.6
2020-21	-	-	-	-	-	-	-	-	-	-	-	-	-	-	-	-	-	-	-	-	-	-	-	-	-	-
<b>TOTAL</b>	<b>29</b>	<b>1</b>	<b>606</b>	<b>20.9</b>	<b>62</b>	<b>155</b>	<b>.400</b>	<b>18</b>	<b>55</b>	<b>.327</b>	<b>19</b>	<b>30</b>	<b>.633</b>	<b>43</b>	<b>111</b>	<b>154</b>	<b>5.3</b>	<b>46</b>	<b>0</b>	<b>25</b>	<b>0.9</b>	<b>35</b>	<b>5</b>	<b>18</b>	<b>161</b>	<b>5.6</b>



**ADHEL  
TAC**

5-11 | F | FR.

GARLAND, TEXAS | SACHSE HIGH SCHOOL

**24**



2020-21 GAME-BY-GAME STATISTICS

SEASON/CAREER HIGHS

**POINTS**

2020-21:	--	--
Career:	--	--

**MINUTES**

2020-21:	--	--
Career:	--	--

**FIELD GOALS**

2020-21:	--	--
Career:	--	--

**3-POINT FIELD GOALS**

2020-21:	--	--
Career:	--	--

**FREE THROWS**

2020-21:	--	--
Career:	--	--

**REBOUNDS**

2020-21:	--	--
Career:	--	--

**ASSISTS**

2020-21:	--	--
Career:	--	--

**BLOCKS**

2020-21:	--	--
Career:	--	--

**STEALS**

2020-21:	--	--
Career:	--	--

ADHEL TAC'S CAREER STATISTICS

OVERALL	GP	GS	MIN	AVG.	FG	ATT	PCT	3FG	ATT	PCT	FT	ATT	PCT	OFF	DEF	TOT	AVG.	PF	D	AST	A/G	TO	B	S	TP	AVG.
2020-21	-	-	-	-	-	-	-	-	-	-	-	-	-	-	-	-	-	-	-	-	-	-	-	-	-	-
<b>TOTAL</b>	-	-	-	-	-	-	-	-	-	-	-	-	-	-	-	-	-	-	-	-	-	-	-	-	-	-



**PATRICIA MORRIS**

**6-7 | F | JR.**

**DUARTE, CALIF. | DUARTE HIGH SCHOOL (OREGON STATE)**

**32**



**2020-21 GAME-BY-GAME STATISTICS**

**SEASON/CAREER HIGHS**

**POINTS**

2020-21:	--	--
Career:	13	California (01/17/20)*

**MINUTES**

2020-21:	--	--
Career:	15	Southern Utah 9/11/21/19)*

**FIELD GOALS**

2020-21:	--	--
Career:	6	California (01/17/20)*

**3-POINT FIELD GOALS**

2020-21:	--	--
Career:	--	--

**FREE THROWS**

2020-21:	--	--
Career:	7	vs. Washington St. (03/05/20)*

**REBOUNDS**

2020-21:	--	--
Career:	5 (2x) last, vs. Washington St. (03/05/20)*	

**ASSISTS**

2020-21:	--	--
Career:	--	--

**BLOCKS**

2020-21:	--	--
Career:	3	Hawaii (12/06/19)*

**STEALS**

2020-21:	--	--
Career:	1	CSU Bakersfield (12/29/18)*

\* - at Oregon State

**PATRICIA MORRIS' CAREER STATISTICS (TCU STATISTICS ONLY)**

OVERALL GP	GS	MIN	AVG. FG	ATT	PCT	3FG	ATT	PCT	FT	ATT	PCT	OFF	DEF	TOT	AVG. PF	D	AST	A/G	TO	B	S	TP	AVG.
2020-21	-	-	-	-	-	-	-	-	-	-	-	-	-	-	-	-	-	-	-	-	-	-	-
<b>TOTAL</b>	-	-	-	-	-	-	-	-	-	-	-	-	-	-	-	-	-	-	-	-	-	-	



**TCU BASKETBALL COMBINED STATISTICS**

**Game Records**

Record	Overall	Home	Away	Neutral
ALL GAMES	22-7	13-3	9-4	0-0
CONFERENCE	13-5	6-3	7-2	0-0
NON-CONFERENCE	9-2	7-0	2-2	0-0

**Score by Periods**

Team	1st	2nd	3rd	4th	OT	TOT
TCU	512	510	508	540	0	2070
Opponents	455	438	497	489	0	1879

**Team Box Score**

No.	Player			Total		3-Point		F-Throw		Rebounds												
		GP-GS	MIN	AVG	FG-FGA	FG%	3FG-FGA	3FG%	FT-FTA	FT%	OFF	DEF	TOT	AVG	PF	DQ	A	TO	BLK	STL	PTS	AVG
20	HEARD, Lauren	29-29	891:01	30.7	166-425	.391	31-86	.360	171-227	.753	58	134	192	6.6	80	1	117	111	3	62	534	18.4
25	RAY, Kianna	29-29	1043:03	36.0	126-339	.372	63-186	.339	54-83	.651	14	135	149	5.1	67	2	81	49	43	59	369	12.7
15	WOODS, Jayde	29-29	834:20	28.8	100-225	.444	8-34	.235	97-148	.655	49	63	112	3.9	86	3	83	54	5	22	305	10.5
10	BRADLEY, Jaycee	29-28	808:32	27.9	95-234	.406	68-172	.395	21-31	.677	4	60	64	2.2	46	1	30	32	1	32	279	9.6
23	BERRY, Michelle	29-1	605:40	20.9	62-155	.400	18-55	.327	19-30	.633	43	111	154	5.3	46	0	25	35	5	18	161	5.6
33	AKOMOLAFE, Adeola	29-28	721:20	24.9	69-167	.413	1-2	.500	18-35	.514	80	73	153	5.3	93	3	39	51	18	34	157	5.4
5	MORRIS, Yummy	29-0	256:54	8.9	37-86	.430	0-0	.000	14-20	.700	37	39	76	2.6	46	0	7	27	16	13	88	3.0
1	PAYNE, Ryann	26-0	211:33	8.1	32-76	.421	2-10	.200	10-14	.714	3	10	13	0.5	19	0	16	13	1	20	76	2.9
2	OBINMA, Becky	28-1	156:29	5.6	19-46	.413	0-0	.000	7-20	.350	27	26	53	1.9	43	0	3	18	9	7	45	1.6
31	HELLESSEY, Ella	18-0	70:05	3.9	8-24	.333	6-15	.400	0-0	.000	1	13	14	0.8	6	0	4	5	2	2	22	1.2
13	DIGGS, Tavy	12-0	40:41	3.4	5-11	.455	0-0	.000	1-3	.333	2	12	14	1.2	6	0	0	8	1	1	11	0.9
21	CRAIN, Alexandria	25-0	142:28	5.7	7-37	.189	2-15	.133	5-10	.500	1	8	9	0.4	19	0	8	9	0	3	21	0.8
11	PULL, Madi	8-0	18:28	2.3	1-3	.333	0-1	.000	0-0	.000	0	3	3	0.4	4	0	2	2	0	1	2	0.3
Team											66	64	130				14					
<b>Total</b>		<b>29</b>	<b>5801</b>		<b>727-1828</b>	<b>.398</b>	<b>199-576</b>	<b>.345</b>	<b>417-621</b>	<b>.671</b>	<b>385</b>	<b>751</b>	<b>1136</b>	<b>39.2</b>	<b>561</b>	<b>10</b>	<b>415</b>	<b>428</b>	<b>104</b>	<b>274</b>	<b>2070</b>	<b>71.4</b>
<b>Opponents</b>		<b>29</b>	<b>5800</b>		<b>697-1748</b>	<b>.399</b>	<b>169-619</b>	<b>.273</b>	<b>316-499</b>	<b>.633</b>	<b>363</b>	<b>797</b>	<b>1160</b>	<b>40.0</b>	<b>562</b>	<b>18</b>	<b>411</b>	<b>540</b>	<b>128</b>	<b>187</b>	<b>1879</b>	<b>64.8</b>

**Team Statistics**

	TCU	OPP
<b>Scoring</b>	<b>2070</b>	<b>1879</b>
Points per game	71.4	64.8
Scoring margin	+6.6	-
<b>Field goals-att</b>	<b>727-1828</b>	<b>697-1748</b>
Field goal pct	.398	.399
<b>3 point fg-att</b>	<b>199-576</b>	<b>169-619</b>
3-point FG pct	.345	.273
3-pt FG made per game	6.9	5.8
<b>Free throws-att</b>	<b>417-621</b>	<b>316-499</b>
Free throw pct	.671	.633
F-Throws made per game	14.4	10.9
<b>Rebounds</b>	<b>1136</b>	<b>1160</b>
Rebounds per game	39.2	40.0
Rebounding margin	-0.8	-
<b>Assists</b>	<b>415</b>	<b>411</b>
Assists per game	14.3	14.2
<b>Turnovers</b>	<b>428</b>	<b>540</b>
Turnovers per game	14.8	18.6
Turnover margin	+3.9	-
Assist/turnover ratio	1.0	0.8
<b>Steals</b>	<b>274</b>	<b>187</b>
Steals per game	9.4	6.4
<b>Blocks</b>	<b>104</b>	<b>128</b>
Blocks per game	3.6	4.4
<b>Winning streak</b>	<b>2</b>	<b>-</b>
Home win streak	1	-
<b>Attendance</b>	<b>38543</b>	<b>44520</b>
Home games-Avg/Game	16-2409	13-3425
Neutral site-Avg/Game	-	0-0

**Team Results**

Date	Opponent	Score	Att.
11/05/2019	Robert Morris	W 66-61	3922
11/10/2019	Cornell	W 59-49	1755
11/14/2019	Nicholls St.	W 72-47	1800
11/20/2019	at SMU	W 57-56	658
11/26/2019	at Army West Point	W 66-52	533
12/01/2019	Boise St.	W 77-65	2207
12/07/2019	Auburn	W 80-65	2259
12/11/2019	at Texas A&M	L 68-70	3015
12/15/2019	Ohio	W 79-72	1730
12/22/2019	Texas St.	W 79-52	1699
12/29/2019	at Middle Tenn.	L 70-82	2806
01/03/2020	at Texas	W 65-63	3502
01/08/2020	Texas Tech	L 76-80	2292
01/12/2020	Kansas	W 73-59	2590
01/15/2020	at Iowa St.	W 77-74	9527
01/19/2020	at Oklahoma	W 82-63	2594
01/22/2020	Baylor	L 57-66	3829
01/26/2020	West Virginia	W 73-60	1722
01/29/2020	at Oklahoma St.	W 72-68	1689
02/01/2020	Kansas St.	W 65-61	2236
02/08/2020	at Kansas	W 87-74	1773
02/12/2020	at Baylor	L 62-81	8271
02/16/2020	Iowa St.	W 82-72	2116
02/19/2020	at Kansas St.	W 54-52	3268
02/23/2020	Oklahoma St.	W 49-37	2731
02/26/2020	Texas	L 67-77	2605
03/01/2020	at Texas Tech	L 83-87	4204
03/04/2020	Oklahoma	W 96-71	3050
03/07/2020	at West Virginia	W 77-63	2680





**OVERALL STATISTICS**

**Game Records**

Record	Overall	Home	Away	Neutral
ALL GAMES	22-7	13-3	9-4	0-0
CONFERENCE	13-5	6-3	7-2	0-0
NON-CONFERENCE	9-2	7-0	2-2	0-0

**Team Box Score**

No.	Player	Total			3-Point		F-Throw		Rebounds				Other Stats									
		GP-GS	MIN	AVG	FG-FGA	FG%	3FG-FGA	3FG%	FT-FTA	FT%	OFF	DEF	TOT	AVG	PF	DQ	A	TO	BLK	STL	PTS	AVG
20	HEARD, Lauren	29-29	891:01	30.7	166-425	.391	31-86	.360	171-227	.753	58	134	192	6.6	80	1	117	111	3	62	534	18.4
25	RAY, Kianna	29-29	1043:03	36.0	126-339	.372	63-186	.339	54-83	.651	14	135	149	5.1	67	2	81	49	43	59	369	12.7
15	WOODS, Jayde	29-29	834:20	28.8	100-225	.444	8-34	.235	97-148	.655	49	63	112	3.9	86	3	83	54	5	22	305	10.5
10	BRADLEY, Jaycee	29-28	808:32	27.9	95-234	.406	68-172	.395	21-31	.677	4	60	64	2.2	46	1	30	32	1	32	279	9.6
23	BERRY, Michelle	29-1	605:40	20.9	62-155	.400	18-55	.327	19-30	.633	43	111	154	5.3	46	0	25	35	5	18	161	5.6
33	AKOMOLAFE, Adeola	29-28	721:20	24.9	69-167	.413	1-2	.500	18-35	.514	80	73	153	5.3	93	3	39	51	18	34	157	5.4
5	MORRIS, Yummy	29-0	256:54	8.9	37-86	.430	0-0	.000	14-20	.700	37	39	76	2.6	46	0	7	27	16	13	88	3.0
1	PAYNE, Ryann	26-0	211:33	8.1	32-76	.421	2-10	.200	10-14	.714	3	10	13	0.5	19	0	16	13	1	20	76	2.9
2	OBINMA, Becky	28-1	156:29	5.6	19-46	.413	0-0	.000	7-20	.350	27	26	53	1.9	43	0	3	18	9	7	45	1.6
31	HELLESSEY, Ella	18-0	70:05	3.9	8-24	.333	6-15	.400	0-0	.000	1	13	14	0.8	6	0	4	5	2	2	22	1.2
13	DIGGS, Tavy	12-0	40:41	3.4	5-11	.455	0-0	.000	1-3	.333	2	12	14	1.2	6	0	0	8	1	1	11	0.9
21	CRAIN, Alexandria	25-0	142:28	5.7	7-37	.189	2-15	.133	5-10	.500	1	8	9	0.4	19	0	8	9	0	3	21	0.8
11	PULLI, Madi	8-0	18:28	2.3	1-3	.333	0-1	.000	0-0	.000	0	3	3	0.4	4	0	2	2	0	1	2	0.3
Team											66	64	130									14
<b>Total</b>		<b>29</b>	<b>5801</b>		<b>727-1828</b>	<b>.398</b>	<b>199-576</b>	<b>.345</b>	<b>417-621</b>	<b>.671</b>	<b>385</b>	<b>751</b>	<b>1136</b>	<b>39.2</b>	<b>561</b>	<b>10</b>	<b>415</b>	<b>428</b>	<b>104</b>	<b>274</b>	<b>2070</b>	<b>71.4</b>
<b>Opponents</b>		<b>29</b>	<b>5800</b>		<b>697-1748</b>	<b>.399</b>	<b>169-619</b>	<b>.273</b>	<b>316-499</b>	<b>.633</b>	<b>363</b>	<b>797</b>	<b>1160</b>	<b>40.0</b>	<b>562</b>	<b>18</b>	<b>411</b>	<b>540</b>	<b>128</b>	<b>187</b>	<b>1879</b>	<b>64.8</b>

**Score by Periods**

Team	1st	2nd	3rd	4th	OT	TOT
TCU	512	510	508	540	0	2070
Opponents	455	438	497	489	0	1879

**BIG 12 ONLY STATISTICS**

**Game Records**

Record	Overall	Home	Away	Neutral
ALL GAMES	13-5	6-3	7-2	0-0
CONFERENCE	13-5	6-3	7-2	0-0
NON-CONFERENCE	0-0	0-0	0-0	0-0

**Team Box Score**

No.	Player	Total			3-Point		F-Throw		Rebounds				Other Stats									
		GP-GS	MIN	AVG	FG-FGA	FG%	3FG-FGA	3FG%	FT-FTA	FT%	OFF	DEF	TOT	AVG	PF	DQ	A	TO	BLK	STL	PTS	AVG
20	HEARD, Lauren	18-18	582:56	32.4	111-294	.378	20-54	.370	120-156	.769	37	97	134	7.4	51	1	82	68	3	39	362	20.1
25	RAY, Kianna	18-18	665:50	37.0	84-212	.396	41-117	.350	36-49	.735	4	91	95	5.3	46	1	47	29	28	37	245	13.6
15	WOODS, Jayde	18-18	538:24	29.9	68-157	.433	7-27	.259	57-80	.713	28	35	63	3.5	55	2	50	34	2	12	200	11.1
10	BRADLEY, Jaycee	18-17	521:20	29.0	59-143	.413	40-94	.426	10-15	.667	2	41	43	2.4	35	1	17	22	0	24	168	9.3
33	AKOMOLAFE, Adeola	18-17	480:56	26.7	46-106	.434	1-2	.500	11-24	.458	57	46	103	5.7	59	3	27	30	9	23	104	5.8
23	BERRY, Michelle	18-1	389:19	21.6	41-100	.410	11-40	.275	7-8	.875	25	67	92	5.1	26	0	15	19	2	8	100	5.6
1	PAYNE, Ryann	15-0	81:30	5.4	17-37	.459	1-5	.200	3-4	.750	0	5	5	0.3	8	0	2	5	1	7	38	2.5
5	MORRIS, Yummy	18-0	129:40	7.2	16-41	.390	0-0	.000	4-5	.800	18	20	38	2.1	21	0	4	13	5	8	36	2.0
31	HELLESSEY, Ella	12-0	41:59	3.5	7-20	.350	6-14	.429	0-0	.000	1	7	8	0.7	3	0	2	3	0	2	20	1.7
2	OBINMA, Becky	17-1	81:55	4.8	6-19	.316	0-0	.000	2-6	.333	12	12	24	1.4	22	0	1	9	5	4	14	0.8
21	CRAIN, Alexandria	15-0	69:58	4.7	3-15	.200	0-5	.000	4-6	.667	1	2	3	0.2	10	0	6	3	0	1	10	0.7
11	PULLI, Madi	5-0	06:49	1.4	0-1	.000	0-1	.000	0-0	.000	0	0	0	0.0	2	0	0	1	0	1	0	0.0
13	DIGGS, Tavy	6-0	10:07	1.7	0-1	.000	0-0	.000	0-0	.000	1	2	3	0.5	1	0	0	1	0	0	0	0.0
Team											35	36	71									10
<b>Total</b>		<b>18</b>	<b>3601</b>		<b>458-1146</b>	<b>.400</b>	<b>127-359</b>	<b>.354</b>	<b>254-353</b>	<b>.720</b>	<b>221</b>	<b>461</b>	<b>682</b>	<b>37.9</b>	<b>339</b>	<b>8</b>	<b>253</b>	<b>247</b>	<b>55</b>	<b>166</b>	<b>1297</b>	<b>72.1</b>
<b>Opponents</b>		<b>18</b>	<b>3600</b>		<b>449-1117</b>	<b>.402</b>	<b>115-406</b>	<b>.283</b>	<b>195-295</b>	<b>.661</b>	<b>233</b>	<b>502</b>	<b>735</b>	<b>40.8</b>	<b>323</b>	<b>10</b>	<b>266</b>	<b>318</b>	<b>94</b>	<b>109</b>	<b>1208</b>	<b>67.1</b>

**Score by Periods**

Team	1st	2nd	3rd	4th	OT	TOT
TCU	309	305	330	353	0	1297
Opponents	299	274	306	329	0	1208



**TCU BASKETBALL SEASON/CAREER STATISTICS**

**Summary**

Player	Season Statistics										Career Statistics									
	GP-GS	MIN/G	FG%	3FG%	FT%	R/G	A/G	STL	BLK	PTS/G	GP-GS	MIN/G	FG%	3FG%	FT%	R/G	A/G	STL	BLK	PTS/G
AKOMOLAFE, Adeola	29-28	24.9	.413	.500	.514	5.3	1.3	34	18	5.4	135-81	18.2	.438	.185	.600	3.8	1.2	99	78	3.6
BERRY, Michelle	29-1	20.9	.400	.327	.633	5.3	0.9	18	5	5.6	29-1	20.9	.400	.327	.633	5.3	0.9	18	5	5.6
BRADLEY, Jaycee	29-28	27.9	.406	.395	.677	2.2	1.0	32	1	9.6	29-28	27.9	.406	.395	.677	2.2	1.0	32	1	9.6
CRAIN, Alexandria	25-0	5.7	.189	.133	.500	0.4	0.3	3	0	0.8	48-0	6.1	.270	.300	.643	0.5	0.3	5	1	1.2
DIGGS, Tavy	12-0	3.4	.455	.000	.333	1.2	0.0	1	1	0.9	12-0	3.4	.455	.000	.333	1.2	0.0	1	1	0.9
HEARD, Lauren	29-29	30.7	.391	.360	.753	6.6	4.0	62	3	18.4	100-69	25.9	.362	.311	.717	4.6	2.9	162	6	10.6
HELLESSEY, Ella	18-0	3.9	.333	.400	.000	0.8	0.2	2	2	1.2	72-0	5.2	.414	.315	.714	1.3	0.3	12	21	1.8
MORRIS, Yummy	29-0	8.9	.430	.000	.700	2.6	0.2	13	16	3.0	54-0	7.9	.445	.000	.721	2.4	0.2	19	34	3.1
OBINMA, Becky	28-1	5.6	.413	.000	.350	1.9	0.1	7	9	1.6	28-1	5.6	.413	.000	.350	1.9	0.1	7	9	1.6
PAYNE, Ryann	26-0	8.1	.421	.200	.714	0.5	0.6	20	1	2.9	58-0	8.0	.331	.200	.568	0.8	0.7	37	1	2.4
PULI, Madi	8-0	2.3	.333	.000	.000	0.4	0.3	1	0	0.3	8-0	2.3	.333	.000	.000	0.4	0.3	1	0	0.3
RAY, Kianna	29-29	36.0	.372	.339	.651	5.1	2.8	59	43	12.7	124-110	31.1	.375	.346	.686	3.8	3.2	205	133	9.4
WOODS, Jayde	29-29	28.8	.444	.235	.655	3.9	2.9	22	5	10.5	95-78	25.0	.442	.298	.631	3.1	2.7	75	13	7.1

**Scoring**

Player	Season Statistics								Career Statistics							
	FG-FGA	FG%	3FG-3FGA	3FG%	FT-FTA	FT%	PTS	PTS/G	FG-FGA	FG%	3FG-3FGA	3FG%	FT-FTA	FT%	PTS	PTS/G
AKOMOLAFE, Adeola	69-167	.413	1-2	.500	18-35	.514	157	5.4	199-454	.438	5-27	.185	87-145	.600	490	3.6
BERRY, Michelle	62-155	.400	18-55	.327	19-30	.633	161	5.6	62-155	.400	18-55	.327	19-30	.633	161	5.6
BRADLEY, Jaycee	95-234	.406	68-172	.395	21-31	.677	279	9.6	95-234	.406	68-172	.395	21-31	.677	279	9.6
CRAIN, Alexandria	7-37	.189	2-15	.133	5-10	.500	21	0.8	20-74	.270	9-30	.300	9-14	.643	58	1.2
DIGGS, Tavy	5-11	.455	0-0	.000	1-3	.333	11	0.9	5-11	.455	0-0	.000	1-3	.333	11	0.9
HEARD, Lauren	166-425	.391	31-86	.360	171-227	.753	534	18.4	328-905	.362	79-254	.311	325-453	.717	1060	10.6
HELLESSEY, Ella	8-24	.333	6-15	.400	0-0	.000	22	1.2	53-128	.414	17-54	.315	5-7	.714	128	1.8
MORRIS, Yummy	37-86	.430	0-0	.000	14-20	.700	88	3.0	61-137	.445	0-0	.000	44-61	.721	166	3.1
OBINMA, Becky	19-46	.413	0-0	.000	7-20	.350	45	1.6	19-46	.413	0-0	.000	7-20	.350	45	1.6
PAYNE, Ryann	32-76	.421	2-10	.200	10-14	.714	76	2.9	57-172	.331	7-35	.200	21-37	.568	142	2.4
PULI, Madi	1-3	.333	0-1	.000	0-0	.000	2	0.3	1-3	.333	0-1	.000	0-0	.000	2	0.3
RAY, Kianna	126-339	.372	63-186	.339	54-83	.651	369	12.7	391-1042	.375	189-547	.346	199-290	.686	1170	9.4
WOODS, Jayde	100-225	.444	8-34	.235	97-148	.655	305	10.5	223-504	.442	31-104	.298	198-314	.631	675	7.1

**Totals**

Player	Season Statistics									Career Statistics								
	O-REB	D-REB	TOTAL	PF	FO	A	TO	A/TO	O-REB	D-REB	TOTAL	PF	FO	A	TO	A/TO		
AKOMOLAFE, Adeola	80	73	153	93	3	39	51	0.8	228	280	508	330	5	162	135	1.2		
BERRY, Michelle	43	111	154	46	0	25	35	0.7	43	111	154	46	0	25	35	0.7		
BRADLEY, Jaycee	4	60	64	46	1	30	32	0.9	4	60	64	46	1	30	32	0.9		
CRAIN, Alexandria	1	8	9	19	0	8	9	0.9	6	20	26	32	0	14	15	0.9		
DIGGS, Tavy	2	12	14	6	0	0	8	0.0	2	12	14	6	0	0	8	0.0		
HEARD, Lauren	58	134	192	80	1	117	111	1.1	117	341	458	230	2	291	251	1.2		
HELLESSEY, Ella	1	13	14	6	0	4	5	0.8	23	71	94	30	0	23	32	0.7		
MORRIS, Yummy	37	39	76	46	0	7	27	0.3	56	73	129	72	0	10	49	0.2		
OBINMA, Becky	27	26	53	43	0	3	18	0.2	27	26	53	43	0	3	18	0.2		
PAYNE, Ryann	3	10	13	19	0	16	13	1.2	12	32	44	40	0	38	43	0.9		
PULI, Madi	0	3	3	4	0	2	2	1.0	0	3	3	4	0	2	2	1.0		
RAY, Kianna	14	135	149	67	2	81	49	1.7	58	408	466	254	9	400	221	1.8		
WOODS, Jayde	49	63	112	86	3	83	54	1.5	100	196	296	238	7	261	197	1.3		





**TCU BASKETBALL GAME-BY-GAME STATISTICS**

Opponent	Date	Score	Total		3-Pointers		Free throws		Rebounds					PF	A	TO	BLK	STL	PTS	AVG
			FG-FGA	PCT	3FG-FGA	PCT	FT-FTA	PCT	OFF	DEF	TOT	AVG								
Robert Morris	11/05/2019	66-61 W	20-52	.385	5-15	.333	21-32	.656	8	23	31	31.0	22	8	17	3	13	66	66.0	
Cornell	11/10/2019	59-49 W	22-63	.349	11-24	.458	4-11	.364	13	22	35	33.0	16	14	12	7	8	59	62.5	
Nicholls St.	11/14/2019	72-47 W	31-68	.456	6-21	.286	4-20	.200	20	34	54	40.0	19	23	19	7	11	72	65.7	
at SMU	11/20/2019	57-56 W	19-64	.297	5-21	.238	14-27	.519	20	26	46	41.5	28	12	20	4	9	57	63.5	
at Army West Point	11/26/2019	66-52 W	24-62	.387	4-16	.250	14-24	.583	14	26	40	41.2	18	15	13	7	11	66	64.0	
Boise St.	12/01/2019	77-65 W	25-58	.431	10-21	.476	17-25	.680	15	28	43	41.5	20	17	20	1	6	77	66.2	
Auburn	12/07/2019	80-65 W	25-67	.373	7-26	.269	23-33	.697	18	31	49	42.6	16	18	16	4	9	80	68.1	
at Texas A&M	12/11/2019	68-70 L	25-63	.397	6-19	.316	12-17	.706	12	26	38	42.0	19	13	18	2	11	68	68.1	
Ohio	12/15/2019	79-72 W	26-57	.456	6-20	.300	21-27	.778	16	25	41	41.9	20	14	19	5	8	79	69.3	
Texas St.	12/22/2019	79-52 W	26-57	.456	9-18	.500	18-25	.720	11	28	39	41.6	15	20	14	4	13	79	70.3	
at Middle Tenn.	12/29/2019	70-82 L	26-71	.366	3-16	.188	15-27	.556	17	21	38	41.3	29	8	13	5	9	70	70.3	
at Texas	01/03/2020	65-63 W	23-64	.359	7-19	.368	12-16	.750	15	27	42	41.3	20	7	17	2	9	65	69.8	
Texas Tech	01/08/2020	76-80 L	27-75	.360	6-24	.250	16-23	.696	18	23	41	41.3	24	15	13	3	6	76	70.3	
Kansas	01/12/2020	73-59 W	24-55	.436	8-18	.444	17-22	.773	6	29	35	40.9	12	15	17	8	13	73	70.5	
at Iowa St.	01/15/2020	77-74 W	29-67	.433	10-22	.455	9-16	.563	10	19	29	40.1	19	22	6	7	11	77	70.9	
at Oklahoma	01/19/2020	82-63 W	32-60	.533	6-16	.375	12-14	.857	10	23	33	39.6	21	8	15	2	8	82	71.6	
Baylor	01/22/2020	57-66 L	19-57	.333	5-19	.263	14-17	.824	9	21	30	39.1	22	13	16	1	6	57	70.8	
West Virginia	01/26/2020	73-60 W	26-60	.433	9-21	.429	12-18	.667	11	29	40	39.1	13	16	15	3	8	73	70.9	
at Oklahoma St.	01/29/2020	72-68 W	23-66	.348	7-20	.350	19-24	.792	19	23	42	39.3	19	8	11	3	9	72	70.9	
Kansas St.	02/01/2020	65-61 W	21-74	.284	9-23	.391	14-18	.778	18	24	42	39.4	19	15	12	2	15	65	70.7	
at Kansas	02/08/2020	87-74 W	34-66	.515	7-17	.412	12-20	.600	13	24	37	39.3	16	15	11	3	7	87	71.4	
at Baylor	02/12/2020	62-81 L	20-58	.345	5-13	.385	17-25	.680	12	17	29	38.8	20	8	16	1	7	62	71.0	
Iowa St.	02/16/2020	82-72 W	31-69	.449	8-25	.320	12-15	.800	13	26	39	38.8	15	20	11	4	12	82	71.5	
at Kansas St.	02/19/2020	54-52 W	18-61	.295	2-14	.143	16-23	.696	12	30	42	39.0	17	7	11	3	9	54	70.8	
Oklahoma St.	02/23/2020	49-37 W	17-59	.288	6-14	.429	9-14	.643	15	36	51	39.4	16	11	16	2	7	49	69.9	
Texas	02/26/2020	67-77 L	20-58	.345	7-19	.368	20-28	.714	10	17	27	39.0	23	10	10	3	8	67	69.8	
at Texas Tech	03/01/2020	83-87 L	30-69	.435	8-27	.296	15-23	.652	8	26	34	38.8	22	15	15	4	12	83	70.3	
Oklahoma	03/04/2020	96-71 W	35-65	.538	11-28	.393	15-19	.789	10	35	45	39.0	22	29	20	2	10	96	71.2	
at West Virginia	03/07/2020	77-63 W	29-63	.460	6-20	.300	13-18	.722	12	32	44	39.2	19	19	15	2	9	77	71.4	
<b>Total</b>		<b>2070</b>	<b>727-1828</b>	<b>.398</b>	<b>199-576</b>	<b>.345</b>	<b>417-621</b>	<b>.671</b>	<b>385</b>	<b>751</b>	<b>1136</b>	<b>39.2</b>	<b>561</b>	<b>415</b>	<b>428</b>	<b>104</b>	<b>274</b>	<b>2070</b>	<b>71.4</b>	
Opponents		1879	697-1748	.399	169-619	.273	316-499	.633	363	797	1160	40.0	562	411	540	128	187	1879	64.8	

**TCU Averages**

Games Played	Points/game	FG Pct	3FG Pct	FT Pct	Rebounds/game	Assists/game	Turnovers/game	Assist/Turnover ratio	Steals/game	Blocks/game
29	71.4	39.8	34.5	67.1	39.2	14.3	14.8	1.0	9.4	3.6

**TCU BASKETBALL OPPONENT GAME-BY-GAME STATISTICS**

Opponent	Date	Score	Total		3-Pointers		Free throws		Rebounds					PF	A	TO	BLK	STL	PTS	AVG
			FG-FGA	PCT	3FG-FGA	PCT	FT-FTA	PCT	OFF	DEF	TOT	AVG								
Robert Morris	11/05/2019	66-61 W	23-52	.442	6-22	.273	9-16	.563	8	29	37	37.0	29	17	22	1	7	61	61.0	
Cornell	11/10/2019	59-49 W	19-50	.380	5-12	.417	6-13	.462	12	32	44	40.5	20	14	24	4	5	49	55.0	
Nicholls St.	11/14/2019	72-47 W	19-65	.292	3-17	.176	6-17	.353	18	25	43	41.3	19	9	21	2	7	47	52.3	
at SMU	11/20/2019	57-56 W	18-57	.316	1-15	.067	19-26	.731	17	28	45	42.3	23	8	23	5	5	56	53.3	
at Army West Point	11/26/2019	66-52 W	18-50	.360	6-18	.333	10-20	.500	9	29	38	41.4	20	12	23	1	5	52	53.0	
Boise St.	12/01/2019	77-65 W	26-55	.473	5-13	.385	8-15	.533	6	21	27	39.0	21	17	20	3	9	65	55.0	
Auburn	12/07/2019	80-65 W	24-67	.358	3-25	.120	14-19	.737	14	28	42	39.4	25	14	19	3	11	65	56.4	
at Texas A&M	12/11/2019	68-70 L	28-60	.467	2-12	.167	12-19	.632	10	29	39	39.4	17	10	15	5	8	70	58.1	
Ohio	12/15/2019	79-72 W	27-55	.491	10-29	.345	8-20	.400	9	17	26	37.9	21	15	18	2	11	72	59.7	
Texas St.	12/22/2019	79-52 W	20-59	.339	5-22	.227	7-10	.700	10	22	32	37.3	20	16	17	5	8	52	58.9	
at Middle Tenn.	12/29/2019	70-82 L	26-61	.426	8-28	.286	22-29	.759	17	35	52	38.6	24	13	20	3	2	82	61.0	
at Texas	01/03/2020	65-63 W	23-65	.354	8-29	.276	9-16	.563	14	27	41	38.8	18	14	18	5	7	63	61.2	
Texas Tech	01/08/2020	76-80 L	28-66	.424	8-30	.267	16-25	.640	17	34	51	39.8	22	14	19	5	5	80	62.6	
Kansas	01/12/2020	73-59 W	24-62	.387	8-23	.348	3-8	.375	11	24	35	39.4	17	12	21	2	9	59	62.4	
at Iowa St.	01/15/2020	77-74 W	26-57	.456	7-21	.333	15-17	.882	12	31	43	39.7	14	14	18	5	4	74	63.1	
at Oklahoma	01/19/2020	82-63 W	22-54	.407	3-18	.167	16-18	.889	10	19	29	39.0	17	7	18	1	6	63	63.1	
Baylor	01/22/2020	57-66 L	27-54	.500	4-12	.333	8-20	.400	11	30	41	39.1	18	20	18	7	6	66	63.3	
West Virginia	01/26/2020	73-60 W	23-64	.359	11-30	.367	3-5	.600	10	24	34	38.8	22	17	17	5	6	60	63.1	
at Oklahoma St.	01/29/2020	72-68 W	24-60	.400	6-11	.545	14-20	.700	14	25	39	38.8	20	14	14	3	6	68	63.4	
Kansas St.	02/01/2020	65-61 W	23-71	.324	5-30	.167	10-15	.667	27	37	64	40.1	19	13	28	10	6	61	63.3	
at Kansas	02/08/2020	87-74 W	28-56	.500	9-27	.333	9-15	.600	7	21	28	39.5	16	14	17	4	6	74	63.8	
at Baylor	02/12/2020	62-81 L	30-57	.526	3-11	.273	18-19	.947	10	28	38	39.5	17	23	16	8	8	81	64.5	
Iowa St.	02/16/2020	82-72 W	26-64	.406	14-36	.389	6-9	.667	11	26	37	39.3	13	22	16	4	5	72	64.9	
at Kansas St.	02/19/2020	54-52 W	22-61	.361	1-13	.077	7-10	.700	8	34	42	39.5	16	13	14	8	2	52	64.3	
Oklahoma St.	02/23/2020	49-37 W	14-56	.250	1-23	.043	8-14	.571	9	28	37	39.4	14	9	12	10	7	37	63.2	
Texas	02/26/2020	67-77 L	29-67	.433	6-21	.286	13-22	.591	25	32	57	40.0	23	17	20	7	3	77	63.8	
at Texas Tech	03/01/2020	83-87 L	28-69	.406	10-30	.333	21-25	.840	12	35	47	40.3	22	14	19	2	8	87	64.6	
Oklahoma	03/04/2020	96-71 W	25-63	.397	6-19	.316	15-24	.625	9	22	31	40.0	19	14	19	3	8	71	64.9	
at West Virginia	03/07/2020	77-63 W	27-71	.380	5-22	.227	4-13	.308	16	25	41	40.0	16	15	14	5	7	63	64.8	
<b>Total</b>		<b>1879</b>	<b>697-1748</b>	<b>.399</b>	<b>169-619</b>	<b>.273</b>	<b>316-499</b>	<b>.633</b>	<b>363</b>	<b>797</b>	<b>1160</b>	<b>40.0</b>	<b>562</b>	<b>411</b>	<b>540</b>	<b>128</b>	<b>187</b>	<b>1879</b>	<b>64.8</b>	
TCU		2070	727-1828	.398	199-576	.345	417-621	.671	385	751	1136	39.2	561	415	428	104	274	2070	71.4	

**Opponents Averages**

Games Played	Points/game	FG Pct	3FG Pct	FT Pct	Rebounds/game	Assists/game	Turnovers/game	Assist/Turnover ratio	Steals/game	Blocks/game
29	64.8	39.9	27.3	63.3	40.0	14.2	18.6	0.8	6.4	4.4



**01 | CAROLINE GERMOND**  
JR | 5-7 | G  
Angers, France



**11 | AAHLIYAH JACKSON**  
GR | 5-10 | G  
Ft. Smith, Ark.



**4 | AMARI CONN**  
FR | 5-7 | G  
Kansas City, Mo.



**5 | YUMMY MORRIS**  
JR | 6-3 | F  
North Little Rock, Ark.



**10 | EMMA SCHMIDT**  
SR | 5-9 | G  
Waukee, Iowa



**11 | MADDI PULI**  
SO | 6-2 | G/F  
Werrabee, Australia



**12 | AALIYAH MORGAN**  
FR | 6-11 | F  
Tyler, Texas



**13 | TAVY DIGGS**  
SO | 6-2 | G  
Richardson, Texas



**15 | AJA HOLMES**  
FR | 5-8 | G  
Cibolo, Texas



**20 | LAUREN HEARD**  
SR | 5-9 | G  
Denton, Texas



**22 | KAYLA MOKWUAH**  
JR | 6-4 | C  
Longmeadow, Mass.



**23 | MICHELLE BERRY**  
GR | 6-2 | F  
Miami, Fla.



**24 | ADHEL TAC**  
FR | 5-11 | F  
Garland, Texas



**32 | PATRICIA MORRIS**  
JR | 6-7 | F  
Duarte, Calif.

**COACHING STAFF**



**RAEGAN PEBLEY**  
Head Coach  
7th Season



**HANNA HOWARD**  
Associate Head Coach  
7th Season



**BRITNEY BROWN**  
Associate Coach  
5th Season



**ABI OLAJUWON**  
Assistant Coach  
3rd Season



**LEAH FOSTER**  
Player Development  
3rd Season



**ANGELA GONZAGA**  
Director of Operations  
7th Season



**NATASCHA HARTVICH**  
Graduate Assistant  
3rd Season



**KARVIAR SHEPHERD**  
Graduate Assistant  
2nd Season