

# 2019 TCU HORNERD FROGS BASEBALL

TCU Horned Frogs (23-16, 6-6 Big 12) vs. No. 18 Baylor Bears (27-12, 9-8 Big 12)

## GAME DAY INFORMATION

**Location:** Fort Worth, Texas  
**Field:** Lupton Stadium  
**TV:** FSSW (Saturday)  
**Radio:** KTCU 88.7 FM  
**Live Stats:** GoFrogs.com  
**Live Video:** GoFrogs.com (Fri./Sun.); FOXSportsGo (Sat.)  
**Twitter:** @TCU\_Baseball **Instagram:** @TCUBaseball  
**Facebook:** www.facebook.com/TCUBaseball

### 2019 SCHEDULE (All times central)

#### FEBRUARY (5-2, 0-0 Big 12)

15	vs. #18 Cal State Fullerton!	L, 0-2
16	vs. Virginia!	W, 9-4
17	vs. #1 Vanderbilt!	W, 10-2
20	Abilene Christian	W, 12-4
22	Grand Canyon	L, 1-4
23	Grand Canyon	W, 17-9
24	Grand Canyon	W, 6-5
27	@ Sam Houston State	cc

#### MARCH (12-7, 3-3 Big 12)

1	vs. Houston^ (AT&T SportsnetSW)	W, 10-6
2	vs. Texas A&M^ (AT&T SportsnetSW)	L, 0-1
3	vs. Rice^ (AT&T SportsnetSW)	L, 2-12 (7)
5	Stephen F. Austin	W, 19-3
8	@ Long Beach State	W, 4-1
9	@ Long Beach State	L, 3-14
10	@ Long Beach State	W, 10-4
12	@ San Diego	L, 6-9
15	Eastern Michigan	W, 12-2
16	Eastern Michigan	W, 16-4
17	Eastern Michigan	W, 12-1 (7)
19	vs. UT Arlington%	W, 5-3
22	#9 Texas* (FSSW+)	W, 3-2
23	#9 Texas* (ESPN)	L, 1-13
24	#9 Texas* (FSSW+)	W, 12-8
26	UTRGV (FSSW+)	W, 6-2
29	Oklahoma State* (FSSW)	W, 7-4
30	Oklahoma State* (FSSW)	L, 6-7
31	Oklahoma State*	L, 8-9

#### APRIL (6-7, 3-3 Big 12)

2	UT Arlington	W, 3-2
5	@ Oklahoma* (FSOK)	L, 6-7
6	@ Oklahoma*	W, 4-2
7	@ Oklahoma*	W, 6-4
9	@ Dallas Baptist	L, 6-11
12	Seton Hall	W, 5-1 (7)
12	Seton Hall	W, 8-6
14	Seton Hall	L, 3-7
16	@ UT Arlington	L, 3-6
18	@ Kansas State* (ESPN3)	L, 4-7
19	@ Kansas State* (ESPN3)	W, 8-1
20	@ Kansas State* (ESPN3)	L, 10-11
23	Dallas Baptist*	L, 3-8
26	Baylor*	6:30 p.m.
27	Baylor* (FSSW)	3 p.m.
28	Baylor*	1 p.m.
30	@ Abilene Christian	6:30 p.m.

#### MAY (0-0, 0-0 Big 12)

3	@ West Virginia*	5:30 p.m.
4	@ West Virginia* (AT&T Sportsnet)	3 p.m.
5	@ West Virginia*	Noon
10	Kansas*	6:30 p.m.
11	Kansas* (FSSW)	2 p.m.
12	Kansas* (FSSW+)	1 p.m.
14	Lamar	6:30 p.m.
16	@ Texas Tech* (FSSW)	6:30 p.m.
17	@ Texas Tech* (FSSW+)	6:30 p.m.
18	@ Texas Tech* (ESPN)	6:30 p.m.
21-26	@ Big 12 Tournamen@	TBA

\* - Big 12 game

! - Played at Salt River Fields (Scottsdale, Ariz.)

^ - Shriners Hospitals for Children College Classic

(Minute Maid Park; Houston, Texas)

% - Played at Globe Life Park (Arlington, Texas)

@ - Chickasaw Bricktown Park (Oklahoma City, Okla.)

## TCU HORNERD FROGS

**Record:** 23-16  
**Home Record:** 14-6  
**Big 12:** 6-6  
**Head Coach:** Jim Schlossnagle

## BAYLOR BEARS

**Record:** 27-12  
**Away Record:** 4-5  
**Big 12:** 9-5  
**Head Coach:** Steve Rodriguez

## GAME INFORMATION

**Friday, April 26 • 6:30 p.m.**  
 Nick Lodolo vs. Paul Dickens  
**Saturday, April 27 • 3 p.m.**  
 Charles King vs. Jimmy Winston  
**Sunday, April 28 • 1 p.m.**  
 Brandon Williamson vs. TBA

## TCU NOTABLES

- TCU dropped a hard-fought series at Kansas State and a midweek game to Dallas Baptist and is just 1-5 in its last six games.
- TCU has won six of eight series this season, including four of five at home.
- TCU is one of three Big 12 teams hitting over .300 at .301, a mark that is 20th nationally.
- The Frogs rank sixth in ERA (4.32) and eighth in fielding percentage (.967) amongst Big 12 foes.
- TCU ranks second the Big 12 and 14th nationally with a .407 on-base percentage.
- TCU's 38 home runs are fourth in the league. TCU is one home run away from equaling its total from 2018.
- TCU has seven players with at least four home runs for the first time since the 2011 season.
- TCU has a trio of hitters with 10 or more stolen bases this season for the first time since 2017.
- Charles King threw his first career complete game on Friday.
- Jake Guenther has reached base safely in all 38 games this season. His .397 batting average is tops in the league and ranks 24th nationally.
- Guenther's on-base streak is tied for third nationally.

## HOME NOTABLES

- TCU will play 27 home games during the 2019 season.
- TCU owns a record of 398-130 all-time at Lupton Stadium.
- TCU is 377-121 at Lupton Stadium under the guidance of Jim Schlossnagle.
- TCU is off to a 14-6 start at home in 2019.
- TCU has won 20 or more games in 14 of the 16 seasons Lupton Stadium has been in existence.
- TCU ranks 12th in average attendance this season (4,086).

## BAYLOR NOTABLES

- Baylor dropped a 2-1 series decision at Texas Tech last weekend and shutout SFA on Tuesday.
- The Bears are 5-5 in their last 10 games. They have won three of five Big 12 series.
- Baylor leads the Big 12 with a .314 batting average, ranks third in ERA (3.61) and first in fielding percentage (.980).
- The Bears have surrendered the fewest stolen bases in the league (15) and has turned the third-most double plays (30).
- Baylor is limiting opponents to a .223 average.
- Davis Wendzel paces the Bears offensively in average (.386), home runs (8), RBIs (39) and stolen bases (11).
- On the mound, closer Kyle Hill has not allowed a run, earned or unearned in 19 appearances spanning 24 1/3 innings. He has five saves.
- Ryan Leckich leads the Bears with 20 appearances out of the bullpen.

## SERIES NOTABLES

- TCU and Baylor will be meeting for the 329th time on Friday night.
- Baylor holds a 168-156-4 lead in the series.
- TCU is 25-20 against Baylor since Jim Schlossnagle took over in 2004, including 14-5 in Fort Worth.
- TCU is 14-6 all-time against Baylor at Lupton Stadium.
- TCU has won 18 of the last 28 meetings.
- Baylor won all four games the teams played last season, sweeping the series in Waco and winning in the Big 12 Tournament.
- TCU has won four of six league series, including all-three played at Lupton Stadium.
- The Frogs renewed their series with the Bears in 2000 and have played every year since.

## PROBABLE STARTING LINEUP

Pos.	No.	Name	BA	GP-GS	R	H	HR	RBI	SB	Notes
C	34	Alex Isola, Jr.	.310	37-34	24	40	4	23	2	Reached safely in 15 straight games
OR	10	Zach Humphreys, Jr.	.254	24-18	14	17	2	15	1	Has four multi-RBI contests this year
1B	19	Jake Guenther, Jr.	.388	39-39	30	54	5	31	10	Leads the Big 12 in batting average
2B	3	Austin Henry, Jr.	.293	39-39	31	43	4	31	10	Leads team with eight multi-RBI games
3B	9	Conner Shepherd, Jr.	.278	34-25	20	27	4	13	3	Has six multi-hit games this season
SS	5	Adam Oviedo, So.	.311	30-28	18	32	3	25	0	Has eight multi-hit games this year
LF	7	Josh Watson, Sr.	.318	39-39	36	48	5	24	8	Hitting .359 at home this season
CF	4	Johnny Rizer, Sr.	.305	39-39	29	43	5	23	7	Ranks 2nd with 15 multi-hit games
RF	6	Hunter Wolfe, Jr.	.286	32-32	23	32	4	15	11	Hitting .300 at home this season
DH	18	Bobby Goodloe, Fr.	.270	24-18	9	17	0	10	1	Has 3 multi-RBI games this season
OR	15	Andrew Keefer, Jr.	.272	27-24	10	25	2	19	2	Hitting .340 at home this year

## Starting Rotation

T	No.	Name	W-L	ERA	IP	H	R	ER	BB	K	Notes
L	12	Nick Lodolo	5-3	2.20	65.1	51	23	16	12	77	Owns a 0.75 ERA at Lupton Stadium
R	21	Charles King	3-1	2.66	47.1	49	21	14	7	30	Team is 3-0 in games he starts
L	13	Brandon Williamson	3-2	4.63	44.2	48	30	23	20	49	Held K-State to one hit in last start



## Head Coach Jim Schlossnagle

Career: 748-358 (.676); 17 Seasons

@ TCU: 671-311 (.684); 15 Seasons

### Career Notes:

- In his 16th season at TCU and 18th overall
- Spent two seasons at UNLV; posted a record of 77-47
- Managed the 2013 USA Baseball Collegiate National Team
- Member of the 2006 Team USA Coaching Staff that won a gold medal

- Ranks 7th among active coaches in winning percentage entering the 2019 season
- Seven-time MWC Coach of the Year (2003, 2006-11)
- 2016 Baseball America National Coach of the Year
- 2015 Big 12 Coach of the Year.
- 2010 NCBWA National Coach of the Year
- TCU's all-time winningest head baseball coach (671)

### 2018 Notes (33-23, 10-13 Big 12)

- TCU played in the Big 12 Championship game for the third time
- Earned his 700th career win on March 6 vs. UTRGV

### 2017 Notes (50-18, 16-8 Big 12)

- TCU recorded its third 50-win campaign
- Guided TCU to its fifth berth and fourth straight in the College World Series
- TCU earned its highest-ever National Seed (6)
- TCU earned a share of the 2017 Big 12 regular season championship
- Won his 600th game as the TCU head coach on May 7 against Texas
- Coached his 1,000th career game on May 27 against Texas

### 2016 Notes (49-18, 15-9 Big 12)

- Guided TCU to its fourth berth and third straight in the College World Series
- TCU won its second Big 12 tournament championship
- Named the Baseball America National Coach of the Year
- TCU posted its ninth 40-win season
- Became TCU's all-time winningest coach on Feb. 21 against LMU

### 2015 Notes (51-15, 18-5 Big 12)

- Guided TCU to its third berth in the College World Series
- TCU won its first-ever Big 12 regular season championship
- TCU posted its second-ever 50-win season
- Named the Big 12 Coach of the Year

### 2014 Notes (48-18, 17-7 Big 12)

- Guided TCU to its second berth in the College World Series
- TCU earned its first-ever national seed (7) in the NCAA Tournament
- TCU claimed its first team Big 12 championship at the Big 12 Tournament
- TCU posted its eighth 40-win season in his tenure
- TCU finished ranked fifth nationally
- Recorded his 500th career win on Feb. 23 against UTSA

### 2013 Notes (29-28, 12-12 Big 12)

- Picked up his 400th win as the TCU head coach against UTPA on April 2
- Ushered TCU into the Big 12

### 2012 Notes (40-22, 18-6 MW)

- Guided TCU to its third NCAA Super Regional in the last four years
- TCU tallied 40 wins for the sixth straight season
- TCU was MW Co-Champions, marking its seventh straight season with a regular season conference title
- Led TCU to its ninth straight NCAA Regional appearance

### 2011 Notes (43-19, 20-3 MWC)

- Guided TCU to its third 40-win regular season and The 40-win season was the sixth in school history
- TCU's 20-3 record in league play matched its best finish since joining the conference in 2006
- TCU was the MWC regular season champs for the sixth straight year
- Led TCU to its eighth-straight NCAA Regional appearance

### 2010 Notes (54-14, 19-5 MWC)

- Passed Frank Windegger to move into second on the all-time wins list with win No. 299 against Arizona on June 6
- Guided TCU to a school-record 54 wins
- The Frogs took home both the MWC regular season and tournament crowns
- TCU made its second-straight NCAA Super Regional appearance
- Guided the Frogs to their first-ever berth in the College World Series
- TCU finished unanimously ranked at No. 3 after going 3-2 in Omaha

### 2009 Notes (40-18, 15-5 MWC)

- Tallied his 300th career victory at Utah on March 20
- Guided the Frogs to their fourth straight regular season title
- TCU made its sixth straight NCAA appearance under his guidance
- TCU made its first-ever appearance in the NCAA Super Regionals

### 2008 Notes (44-19, 19-5 MWC)

- Tallied his 250th career win on March 9 against #2 Ole Miss
- Notched his 200th win at TCU on May 4 against Utah
- For the third straight season, guided TCU to the regular season and tourney titles

### 2007 Notes (48-14, 20-3 MWC)

- Surpassed Willie Maxwell to move into third on the all-time TCU wins list with win No. 150 against Texas Tech
- Guided TCU to its fourth straight conference tournament title
- Led the Frogs to their second straight regular season title

### 2006 Notes (39-23, 17-5 MWC)

- Frogs earned their first outright regular season conference title since 1994, winning the MWC with a record of 17-5
- Also guided the Frogs to their third consecutive conference tournament title

### 2005 Notes (41-20, 20-10 C-USA)

- Frogs posted a school-record 41 wins
- Won their second straight conference tourney championship
- Made their second straight appearance in the NCAA Regionals

### 2004 Notes (39-26, 19-11 C-USA)

- Led the Frogs to a school-record 39 victories
- Guided them to their first-ever conference tournament title
- TCU appeared in its first NCAA Regional since 1994, marking its third trip in school history

## FROG TRENDS UNDER SCHLOSSNAGLE

The Opposition	Month
Overall ..... 671-311	February ..... 81-46
Non-conference ..... 340-198	March ..... 181-102
Conference ..... 259-112	April ..... 197-77
Conference USA ..... 39-21	May ..... 169-56
Mountain West Conference ..... 128-32	June ..... 43-30
Big 12 Conference ..... 94-60	
Home ..... 377-121	<b>Statistical Breakdown</b>
Away ..... 213-143	Leading after six ..... 545-41
Neutral ..... 81-47	Trailing after six ..... 64-235
NCAA Postseason ..... 52-32	Tied after six ..... 62-35
vs. Ranked Teams ..... 116-117	Leading after seven ..... 560-33
	Trailing after seven ..... 52-246
<b>Day of the Week</b>	Tied after seven ..... 44-29
Monday ..... 13-4	Leading after eight ..... 582-12
Tuesday ..... 98-57	Trailing after eight ..... 29-255
Wednesday ..... 31-11	Tied after eight ..... 42-39
Thursday ..... 44-12	Scored first ..... 455-108
Friday ..... 168-70	Opponent scored first ..... 217-202
Saturday ..... 175-85	One-run games ..... 126-99
Sunday ..... 142-72	Two-run games ..... 78-44
	Five+ run games ..... 312-86
	Extra Innings ..... 40-23

# 2019 TCU BASEBALL

## 2019 BROADCAST NOTES

### **3 AUSTIN HENRY • INF • 6-0 • 205 • RJR • ANN ARBOR, MICH.**

- **Big 12 Newcomer of the Week (March 18)**
- Spent two seasons at Walters State College
- Named the 2018 TCCAA Player of the Year as a sophomore
- Teammates with fellow Horned Frog Hunter Wolfe

### **4 JOHNNY RIZER • OF • 6-0 • 185 • SR • CYPRESS, TEXAS**

- Robbed UT's Zach Zubia of a 2-run HR (March 22); play was No. 1 on SportsCenter
- Ranked #79 on D1Baseball.com's Top Seniors List
- Member of the 2018 Big 12 All-Tournament team
- Played one season at Louisiana-Lafayette (2016)

### **5 ADAM OVIEDO • INF • 6-0 • 205 • SO • GRANDVIEW, TEXAS**

- Ranked by Baseball America as #23 on the Top 50 Sophomores list
- 2018 Big 12 All-Freshman team and honorable mention All-Big 12
- Ranked by Baseball America as the No. 133 2017 draft prospect in the country and the 12th-best prospect in the state of Texas
- Drafted in the 35th round of the 2017 MLB Draft by the Minnesota Twins

### **6 HUNTER WOLFE • INF • 6-0 • 190 • RJR • KINGSPORT, TENN.**

- Spent two seasons at Walters State College
- Drafted in the 19th round of the 2018 draft by Kansas City
- Named a 2018 second-team All-American
- Drafted in the 12th round of the 2017 draft by Pittsburgh
- Teammates with fellow Horned Frog Austin Henry

### **7 JOSH WATSON • OF • 5-11 • 205 • SR • ARLINGTON, TEXAS**

- Ranked #80 on D1Baseball.com's Top Seniors List
- Drafted in the 35th round of the 2018 MLB Draft (Milwaukee Brewers)
- Has started every game in his career (226)
- Homered from both sides of the plate in the win over UTRGV in 2018
- Named Louisville Slugger Freshman All-American
- Was the first freshman since Andrew Walker in 2005 with double-digit home runs

### **9 CONNER SHEPHERD • INF • 6-1 • 210 • RJR • UPLAND, CALIF.**

- Homered in second MLB Park (Globe Life Park) against UTA (March 19, 2019)
- Hit first career TCU home run at Dodger Stadium (March 11, 2018)
- All 77 career starts have come at third base
- First-team All-SCC North
- Redshirted in his only season on campus at Florida International

### **10 ZACH HUMPHREYS • C • 5-10 • 190 • JR • MIDLOTHIAN, TEXAS**

- Hit two home runs in the win over Grand Canyon (Feb. 23)
- Made 110 career appearances (91 starts, six as a pinch hitter, 11 as a defensive replacement and two as a pinch runner)
- Made 91 starts (69 at catcher, 16 as the designated hitter and six at third base)
- High school teammates with sophomore Russell Smith

### **12 NICK LODOLO • LHP • 6-6 • 202 • JR • LAVERNE, CALIF.**

- **Big 12 Pitcher of the Week (March 25)**
- USA Baseball Golden Spikes Award Midseason Watch List
- Perfect Game Midseason 2nd-team All-American
- Ranked #7 on D1Baseball.com's Top 350 Draft Prospects
- Baseball America ranked him #8 (collegiate prospects); #16 (overall prospects)
- Preseason All-American (Baseball America - 1st; CB, NCBWA, D1Baseball - 3rd)
- Preseason All-Big 12 Conference
- Selected by the Pittsburgh Pirates with the 41st overall pick in the 2016 MLB Draft
- Was the highest unsigned draft pick in 2016

### **13 BRANDON WILLIAMSON • LHP • 6-6 • 210 • JR • WELCOME, MINN.**

- Ranked #91 on D1Baseball.com's Top 350 Draft Prospects
- Spent two seasons at North Iowa Area Community College
- Drafted in the 36th round of the 2018 MLB draft by Milwaukee
- Fanned 104 batters as a sophomore, setting a school record

### **15 ANDREW KEEFER • IF/OF • 6-2 • 205 • JR • ALLEN, TEXAS**

- Played two seasons at Weatherford College
- Named to the Texas-New Mexico Junior College All-Star game as a sophomore
- Earned all-conference and all-region honors as a freshman
- Named the NTJAC Hitter of the Year as a freshman

### **16 DEAN FREW • INF • 6-0 • 198 • JR • SYDNEY, AUSTRALIA**

- Played two seasons at Hill College
- Made an appearance in the Junior College All-Star Game
- Also earned second-team all-conference honors as a freshman
- Invited to a 12-day Spring Training program hosted by Major League Baseball in 2016

### **17 ASHER COOK • RHP • 6-0 • 180 • JR • AUSTIN, TEXAS**

- Played two seasons at Navarro College
- Departed Navarro as the all-time leader in saves (16)
- Earned honorable mention all-conference honors as a sophomore
- Father, Dennis, played 15 years in Major League Baseball

### **18 BOBBY GOODLOE • INF • 5-11 • 160 • FR • GODLEY, TEXAS**

- Earned second-team Collegiate Baseball All-American honors as a senior
- Was a two-time all-state performer
- Earned all-district and all-county awards all four years
- Named the district 8-4A Offensive MVP as a junior

### **19 JAKE GUENTHER • INF • 6-4 • 230 • JR • OSHKOSH, WISC.**

- **Big 12 Player of the Week (April 8, 2019)**
- Played two seasons at Sacramento City College
- Named the SCC Male Athlete of the Year as a sophomore
- Earned first-team all-conference accolades
- Tabbed as one of the top 10 prospects in the Northwoods League by Baseball America following his freshman campaign

### **20 CAL COUGHLIN • RHP • 6-1 • 225 • JR • LAKE FOREST, ILL.**

- Held opponents scoreless in 50 of 63 appearances
- TCU is 36-27 in games he's pitched
- Has stranded 41 of 70 inherited base runners
- Led TCU with a 1.59 ERA in 23 appearances as a freshman
- High school teammates with Frog newcomer Brad Czerniejewski

### **21 CHARLES KING • RHP • 6-5 • 210 • JR • COPPELL, TEXAS**

- Pitched first career complete game at Kansas State (April 20)
- Ranked #156 on D1Baseball.com's Top 350 Draft Prospects
- Became the first pitcher to earn his first career win in a CWS game since TCU's Erik Miller accomplished the feat as a sophomore in 2010
- TCU is 28-20 in games he's pitched
- Sister, Sarah, played soccer at Baylor

### **23 HAYLEN GREEN • LHP • 6-0 • 185 • JR • LUFKIN, TEXAS**

- Brother, Tanner, plays baseball at Houston
- National Pitcher of the Week (May 7, 2018)
- Fourth pitcher in school history to toss nine-inning one-hitter (May 6, 2018 vs. Lamar)
- Held opponents scoreless in 18 of 31 relief appearances

### **24 JAKE EISSLER • RHP • 6-1 • 215 • JR • LITTLETON, COLO.**

- Ranked #254 on D1Baseball.com's Top 350 Draft Prospects
- National Pitcher of the Week (May 7, 2018)
- Team is 26-24 in games he pitches
- Has held opponents scoreless in 18 of his 43 relief appearances
- Has stranded 21 of 36 inherited runners

### **25 BRAD CZERNIEJEWSKI • OF • 6-2 • 200 • RFR • LAKE FOREST, ILL.**

- Redshirted as a true freshman in 2018
- Named second-team All-USA Illinois Baseball team performer by USA Today as a junior
- Named a Rawlings-Perfect Game Honorable Mention All-American as a senior
- Was a career .391 hitter with eight home runs and 53 stolen bases
- High school teammates with Cal Coughlin

### **26 MATT RUDIS • RHP • 6-2 • 200 • RFR • LAKE FOREST, ILL.**

- Named the district Co-MVP as a senior
- Tabbed as the district Pitcher of the Year as a freshman
- Tossed three no-hitters and one perfect game during his prep career
- Two-time high school All-American
- Father, Mark, was a catcher at TCU from 1991-92

### **27 PORTER BROWN • OF • 5-11 • 190 • FR • SAN ANTONIO, TEXAS**

- **Will miss the remainder of the season with an injury**
- **Big 12 Newcomer of the Week (Feb. 18, 2019)**
- Helped lead his team to state runner-up finishes in 2017 and 2018
- Was a member of the state all-tournament team as a junior and senior
- Owns the school record for stolen bases in a single season and for a career
- Selected to play on the National Team in the Future Star Series

### **29 AUGIE MIHLBAUER • LHP • 6-0 • 190 • SO • MUKWONAGO, WISC.**

- Ranked #91 on D1Baseball.com's 2020 Draft Prospects list
- 2018 Louisville Slugger Freshman All-American
- 2018 Big 12 All-Freshman Team
- Opened his collegiate career with 15.1 scoreless innings over 15 appearances
- Held opponents scoreless in 33 of 39 relief appearances



# 2019 TCU BASEBALL

## 2019 BROADCAST NOTES

### **30 DAWSON BARR • RHP • 6-1 • 205 • FR • FLOWER MOUND, TEXAS**

- Made collegiate debut on Feb. 20 against ACU; struck out first batter faced
- Was a four-year letterwinner at Liberty Christian High School
- Named first-team all-state and first-team all-district as a senior
- Earned honorable mention all-district honors as a sophomore
- Named district Newcomer of the Year as a freshman

### **31 DALTON BROWN • RHP • 6-1 • 212 • RJR • BENBROOK, TEXAS**

- TCU is 16-11 in games he pitches
- Contributed to a trio of shutouts in 2016
- Held opponents scoreless in 19 of 26 outings
- Was one of 10 TCU pitchers to have more strikeouts than innings pitched in 2017

### **32 JAMES NOTARY • RHP • 6-3 • 210 • SO • WESTMINSTER, COLO.**

- Drafted in the 35th round by the Colorado Rockies in the 2017 MLB Draft
- Ranked by Baseball America as the No. 7 draft prospect in the state of Colorado for the 2017 draft
- Led the state of Colorado with 107 strikeouts as a senior
- Three time Perfect Game High School All-American

### **33 RUSSELL SMITH • LHP • 6-9 • 250 • SO • MIDLOTHIAN, TEXAS**

- Will miss the 2019 season after off-season Tommy John surgery
- Ranked #83 on D1Baseball.com's 2020 Draft Prospects list
- Drafted in the 38th round of the 2017 MLB Draft by the Chicago Cubs
- Ranked by Baseball America as the No. 455 2017 draft prospect and the 39th-best prospect in Texas in 2017
- Tabbed a Rawlings-Perfect Game second-team All-American as a senior
- Three-time District Pitcher of the Year

### **34 ALEX ISOLA • C • 6-1 • 215 • JR • LINCOLN, CALIF.**

- Hit TCU's first home run of the 2019 campaign
- Played one season at Yavapai College
- Led the team with eight home runs and 39 RBIs
- Named first-team All-ACCAC and first-team All-Region I
- Spent his freshman season at Utah

### **36 MARCELO PEREZ • RHP • 5-10 • 175 • FR • LAREDO, TEXAS**

- Ranked #35 on D1Baseball.com's Top Freshman List
- Earned first-team all-district honors as a senior
- Named District 29-6A MVP accolades as a junior
- Member of Mexico's 2012 Little League World Series team

### **37 SPENCER ARRIGHETTI • RHP • 6-2 • 205 • FR • KATY, TEXAS**

- Was a two-time all-district performer at Cinco Ranch High School
- Earned first-team all-state honors as a senior
- Set the single-season strikeout record as a senior
- Earned second-team Perfect Game Underclassmen All-American accolades as a senior

### **38 NICK JUAIRE • C • 5-7 • 175 • FR • FARMINGTON, MINN.**

- Was a four-year letterwinner at Lakeville North High School
- Earned all-state honors as a junior and senior
- Was the 2018 Star Tribune Metro Player of the Year
- Hit .500 with six home runs and 28 RBIs as a senior

### **41 JARED JANCZAK • RHP • 6-1 • 210 • RSR • BELTON, TEXAS**

- Drafted in the 32nd round in 2018 (Angels)
- Had off-season Thoracic Outlet Syndrome surgery in May
- Ranked #21 on D1Baseball.com's Top Seniors List
- Ranked #288 on D1Baseball.com's Top 350 Draft Prospects
- Named third-team 2017 Collegiate Baseball All-American

### **43 DION HENDERSON • LHP • 6-4 • 180 • RSO • DETROIT, MICH.**

- Redshirted in his first season on campus
- Drafted in the 27th round of the 2016 MLB Draft by the Cincinnati Reds
- Ranked as the 13th top prospect in the state of Michigan by Baseball America in 2016
- Tabbed a second-team 2016 Rawlings-Perfect Game All-American
- Earned All-Tournament honors at the 15U PG WVBWA National Championship

### **44 CALEB SLOAN • RHP • 6-3 • 215 • SO • CENTENNIAL, COLO.**

- Will miss the 2019 season after off-season Tommy John surgery
- Ranked #42 on D1Baseball.com's 2020 Draft Prospects list
- 2018 Perfect Game California Collegiate League Top Prospect
- 2018 Big 12 All-Freshman Team
- Ranked by Baseball America as the No. 171 2017 draft prospect and the No. 1 prospect in the state of Colorado

### **45 JOHN KODROS • LHP • 6-4 • 180 • SO • COPPELL, TEXAS**

- Will miss the 2019 season due to NCAA transfer rules
- Played his freshman season at LSU
- Appeared in 15 games as a relief pitcher, posting a 1-1 record and a 4.66 ERA in 9 2/3 innings pitched

## TCU RECORD WHEN...

	All
All Opponents.....	23-16
at Home.....	14-6
on the Road.....	5-7
at Neutral Sites.....	4-3
Ranked Teams.....	3-4
Left-handed starter.....	6-3
Right-handed starter.....	17-13
Day Games.....	10-6
Night Games.....	13-10
TCU has 10+ hits.....	15-7
TCU has 15+ hits.....	4-1
Out-hit opponents.....	19-5
Out-hit by opponents.....	3-11
Equal number of hits.....	1-0
Opponent has < 10 hits.....	20-7
Opponent has > 10 hits.....	3-9
Horned Frogs hits HR.....	14-5
Horned Frog doesn't hit HR.....	9-11
TCU scores 0-5 runs.....	6-10
TCU scores 6-9 runs.....	7-5
TCU scores 10+ runs.....	10-1
Opponent scores 0-5 runs.....	19-3
Opponent scores 6-9 runs.....	4-8
Opponent scores 10+ runs.....	0-5
TCU starters pitch 5+ innings.....	13-7
TCU starters pitch < 5 innings.....	11-8
TCU staff posts 10+ Ks.....	10-6
TCU commits no errors.....	9-7
TCU commits 1-2 errors.....	10-8
TCU commits 3+ errors.....	4-1
One-run games.....	3-5
Two-run games.....	4-1
Five+ run games.....	10-5
Extra innings.....	0-0
Scored first.....	14-6
Opponent scored first.....	9-10
Score in first inning.....	11-4
Opponent scored in first inning.....	6-4
Leading after six.....	19-1
Trailing after six.....	2-15
Tied after six.....	2-0
Leading after seven.....	18-2
Trailing after seven.....	1-13
Tied after seven.....	2-0
Leading after eight.....	19-1
Trailing after eight.....	2-12
Tied after eight.....	0-1
On Monday.....	0-0
On Tuesday.....	4-4
On Wednesday.....	1-0
On Thursday.....	0-1
On Friday.....	8-3
On Saturday.....	4-5
On Sunday.....	6-3
In February.....	5-2
In March.....	12-7
In April.....	6-7
In May.....	0-0
In June.....	0-0

# 2019 TCU BASEBALL

## 2019 QUICK FACTS

### GENERAL INFORMATION

Location ..... Fort Worth, Texas  
 Enrollment ..... 10,394  
 Founded ..... 1873  
 Nickname ..... Horned Frogs  
 Colors ..... Purple & White  
 Conference ..... Big 12  
 Chancellor ..... Dr. Victor J. Boschini, Jr.  
 Dir. of Intercollegiate Athletics ..... Jeremiah Donati  
 Faculty Representative ..... Dr. Rhonda Hatcher  
 Athletics Phone ..... (817) 257-5658  
 Ticket Office Phone ..... (817) 257-FROG (3764)

### STADIUM INFORMATION

Name ..... Lupton Stadium & Williams-Reilly Field  
 Capacity ..... 4,500  
 First Season ..... 2003  
 All-Time Record ..... 398-130  
 Playing Surface ..... Natural Grass  
 Dimensions ..... 330 Lines; 375 LC, 370 RC, 395 CF  
 Press Box Phone ..... (817) 257-7966

### COACHING STAFF

Head Coach ..... Jim Schlossnagle  
 Alma Mater ..... Elon College, 1992  
 Career Record/Years ..... 747-355 (18)  
 Record at TCU/Years ..... 670-308 (16)  
 Office Fax ..... (817) 257-5362  
 E-mail ..... j.schlossnagle@tcu.edu  
 Associate Head Coach ..... Bill Mosiello  
 Office Phone ..... (817) 257-5588  
 E-mail ..... b.mosiello@tcu.edu  
 Assistant Coach ..... Kirk Saarloos  
 Office Phone ..... (817) 257-5656  
 E-mail ..... k.saarloos@tcu.edu  
 Volunteer Asst. Coach ..... John DiLaura  
 Office Phone ..... (817) 257-6962  
 E-mail ..... j.dilaura@tcu.edu  
 Student Asst. Coach ..... Kyle Winkler  
 Dir. of Baseball Ops. .... Meredith Montgomery  
 Office Phone ..... (817) 257-5155  
 E-mail ..... m.m.montgomery@tcu.edu  
 Athletic Trainer ..... Danny Wheat  
 Office Phone ..... (817) 257-5156  
 E-mail ..... j.wheat@tcu.edu


### TEAM INFORMATION

2018 Overall Record ..... 33-23  
 2018 Big 12 Record/Finish ..... 10-13/6th  
 2018 Big 12 Tournament ..... 3-1  
 2018 Postseason ..... N/A  
 Final Ranking ..... N/A  
 Letterwinners Returning/Lost ..... 17/12  
 Position Starters Returning/Lost ..... 5/5  
 Pitchers Returning/Lost ..... 12/4  
 Newcomers ..... 14

### MEDIA RELATIONS

Baseball Contact ..... Brandie Davidson  
 Office Phone ..... (817) 257-7969  
 Direct Line ..... (817) 257-7479  
 Fax ..... (817) 257-7964  
 Cell Phone ..... (817) 343-2050  
 E-mail ..... b.i.davidson@tcu.edu  
 Website ..... www.gofrogs.com

## LUPTON STADIUM



## ATTENDANCE MARKS

### TOP 10 CROWDS

1.	6/7/15	Texas A&M	1-2 (10)	L	7,383
2.	6/8/15	Texas A&M	5-4 (16)	W	7,294
3.	6/6/15	Texas A&M	13-4	W	7,199
4.	4/30/16	Texas Tech	13-6	W	6,451
5.	4/28/18	Texas Tech	0-6	L	6,302
6.	2/18/11	Kansas	8-2	W	6,099
7.	2/17/12	Ole Miss	4-7	L	5,912
8.	5/1/16	Texas Tech	1-3	L	5,829
9.	2/17/17	Penn State	6-3	W	5,812
10.	6/8/14	Pepperdine	2-3	L	5,620

### TOP 5 SERIES CROWDS

1.	6/6-8/15	Texas A&M	21,876
2.	4/27-29/18	Texas Tech	17,269
3.	4/29-5/1/16	Texas Tech	16,814
4.	5/5-7/17	Texas	15,859
5.	2/17-19/17	Penn State	15,774

### YEAR BY -YEAR ATTENDANCE

Year	Dates	Att.	Avg.	Record
2003	28	38,581	1,377	21-9
2004	28	34,657	1,237	20-9
2005	30	46,848	1,561	24-6
2006	27	40,158	1,487	18-9
2007	29	51,373	1,712	27-3
2008	34	64,049	1,883	28-8
2009	32	69,290	2,165	23-9
2010	29	90,687	3,127	26-4
2011	36	149,334	4,148	24-12
2012	32	131,610	4,112	23-9
2013	30	107,117	3,570	16-14
2014	34	121,957	3,586	27-8
2015	36	147,335	4,092	33-4
2016	31	132,796	4,283	24-7
2017	32	153,139	4,785	28-4
2018	31	137,086	4,422	22-9
<b>2019</b>	<b>20</b>	<b>81,571</b>	<b>4,078</b>	<b>14-6</b>
<b>Totals</b>	<b>520</b>	<b>1,595,245</b>	<b>3,067</b>	<b>398-130</b>

# 2019 TCU BASEBALL

## FROGS IN THE POLLS

Week	PG	BA	CB	USA	D1	NCBWA
Preseason	16	—	19	17	19	21
Feb. 19	16	24	16	—	18	18
Feb. 26	16	24	19	—	18	23
March 5	20	—	—	—	23	28
March 12	20	—	—	—	21	28
March 19	20	—	—	—	22	24
March 26	19	23	28	20	19	21
April 2	25	—	25	—	25	23
April 9	23	23	22	23	19	23
April 16	21	22	20	21	19	20
April 23	—	—	—	—	—	27
April 30	—	—	—	—	—	—
May 7	—	—	—	—	—	—
May 14	—	—	—	—	—	—
May 21	—	—	—	—	—	—
May 28	—	—	—	—	—	—

## TRACKING THE OPPONENTS

School	Last Week	2019
Abilene Christian	3-1	21-18
Baylor	2-2	26-12
Cal State Fullerton	1-2	16-19
Dallas Baptist	2-2	27-12
Eastern Michigan	0-5	8-32-1
Grand Canyon	3-0	20-18
Houston	3-1	24-16
Kansas	1-2	20-18
Kansas State	3-1	19-22
Lamar	1-3	14-26
Long Beach State	0-3	7-30
Oklahoma	2-2	27-14
Oklahoma State	4-0	25-13
Rice	3-0	18-23
San Diego	3-1	25-15
Seton Hall	1-3	16-20
Stephen F. Austin	2-1	18-22
Texas	1-3	24-18
Texas A&M	2-2	29-12-1
Texas Tech	2-2	25-13
UT Arlington	4-0	28-13
UT Rio Grande Valley	2-1	25-13
Vanderbilt	4-0	31-9
Virginia	2-2	23-18
West Virginia	2-1	24-14

## HOME SWEET HOME

TCU has enjoyed the spoils of playing at home this season with 14 wins in 20 home games. As a group, they are hitting .324 with 24 home runs and 26 stolen bases.

On the mound, the staff holds a 3.89 ERA and has tallied 200 strikeouts.

## FINDING HIS GROOVE

Jake Guenther has made the transition to Division I baseball look easy. The junior is one of four Horned Frogs to have played in and started all 39 games this season.

He holds the distinction of being the only Frog to have reached base safely in all 39 games. He leads the team and the Big 12 with a .388 average. His .500 on-base percentage is also tops in the Big 12. His streak is tied for the third-longest nationally.

Guenther has registered a hit in 32 of the 39 games this season.

## STREAKING

Two Horned Frogs come into the week sporting impressive hitting and on-base streaks.

Alex Isola has hit safely in nine straight (.344 average) and reached safely in 15 straight (.492 on-base percentage).

Austin Henry has reached safely in 11 straight. He has a .348 on-base percentage.

## DOWN BUT NOT OUT

TCU has registered 10 come-from-behind victories this season. Of the 10 rallies, five have come when the Frogs have trailed by multiple runs. Twice the Frogs have faced a 5-run deficits and come back to win.

In five of TCU's 16 losses this season, the Frogs have rallied to tie or take the lead, only to see its opponent rebound to get the victory.

## IRON MAN

Senior Josh Watson has been the model of consistency over the course of his career. He has played in and started every game of his collegiate career. All but two of the starts have come in left field.

School records are within in his sites this season. He needs just seven walks to hold the school record. Watson surpassed Matt Carpenter for second all-time with his 151st walk. He currently has 152 walks. With 22 more games played, he will own the record.

## POWER HUNGRY

On the season, the Frogs have already hit 38 home runs, a mark that is tied for fourth in the Big 12. In 2018, TCU didn't hit its 38th home run until Game 56 on May 27. The 2018 squad hit just 39 home runs all season last year.

The Frogs have homered multiple times in a game in 11 times this season, surpassing the total of nine in 2018.

Ten Horned Frogs have contributed to the 32 home runs. It's the first time since 2011 that the Frogs have had 10 players with multiple home runs.

## JEKYLL AND HYDE

In the last eight losses, TCU has scored 49 combined runs. In the previous seven losses prior, the Frogs had scored just 13 runs. TCU is averaging just 3.9 runs per game when it loses and is averaging 8.9 runs when it wins this season.

When the Frogs score, they score in bunches. Already 67 times this season, TCU has produced multiple runs in an inning.

Over the last five years, TCU has scored multiple runs in 504 innings. In 154 innings, TCU has produced four or more runs.

## TWO-OUT TALLIES

The Horned Frogs have tallied 266 runs this season. Of those 266 runs scored, 116 have come with two outs. Over the last 11 games, TCU has scored 29 of its 66 runs with two outs.

On the season, 13 Horned Frogs have tallied at least one two-out RBI. Eleven of those 13 have at least three two-out RBIs. Alex Isola and Austin Henry lead the way with 14 followed by Jake Guenther with 13.

TCU is hitting .297 this season with two outs. Guenther leads the way with 21 two-out hits.

## SPEED FACTOR

TCU has stolen 19 bases in the last 10 games. On the year, the Frogs are 62-of-77. That mark is second in the Big 12 and ranks 47th nationally.

TCU has swiped a bag in 25 of 39 games this season. On 19 occasions, TCU has stolen multiple bases in a game.

The Frogs are one of just 10 teams to have stolen over 500 bases over the last 5+ years. The 561 stolen bases rank second among Power 5 teams.

## STINGY STAFF

TCU has limited opponents to two or fewer runs 162 times over the last 362 games played. The staff has surrendered 5+ runs just 122 times.

Conversely, the Horned Frogs have allowed 10 or more runs just 22 times in that time span

## FRESH FACES

TCU welcomed 18 newcomers in the fall and 13 have made their debut this season. Of the 13, eight made their first appearance in the field, while five debuted on the mound.

## EXTRA, EXTRA

TCU has played 62 extra inning games since 2004 and holds a 40-22 mark in those games.

The Frogs went to extra innings for the fourth time in 2018 against Abilene Christian. TCU dropped a 4-2 decision in 11 innings, giving them a 9-3 record in extra innings dating back to the 2015 campaign. The 13-innings played against Minnesota is the longest game this season. It is the most played since TCU defeated Texas A&M in 15 innings on March 4, 2016.

# 2019 TCU BASEBALL

## BIG 12 STANDINGS (as of April 25)

Team	Big 12 Games			Overall		
	W-L	Pct.	GB	W-L	Pct.	Streak
Oklahoma State	10-5	.667	—	25-13	.658	W4
Baylor	9-5	.643	0.5	27-12	.692	W1
Texas Tech	8-7	.533	2.0	26-13	.667	W3
West Virginia	8-7	.533	2.0	24-14	.632	L1
<b>TCU</b>	6-6	.500	2.5	23-16	.590	L2
Oklahoma	6-6	.500	2.5	28-14	.667	W3
Kansas State	5-7	.417	3.5	20-22	.476	W2
Texas	5-9	.357	4.5	24-19	.558	L4
Kansas	5-10	.333	5.0	20-19	.513	L1

## THIS WEEK'S GAMES

### TUESDAY, APRIL 23

Texas @ Texas State - Texas State wins 7-6  
 Oral Roberts @ Oklahoma State - Canceled  
 Oklahoma @ Wichita State - Oklahoma wins 9-4  
 Penn State @ West Virginia - Canceled  
 Stephen F. Austin @ Baylor - Baylor wins 10-0 (7 innings)  
 Kansas State @ Omaha - Kansas State wins 9-2  
 New Mexico @ Texas Tech - Texas Tech wins 6-4  
 Dallas Baptist @ TCU - Dallas Baptist wins 8-3

### WEDNESDAY, APRIL 24

New Mexico @ Texas Tech - Canceled  
 Creighton @ Kansas - Creighton wins 6-5

### FRIDAY, APRIL 26

Kansas @ Furman  
 Oklahoma @ Kansas State\*  
 Oklahoma State @ Texas Tech\*  
 Baylor @ TCU\*  
 West Virginia @ Texas\*

### SATURDAY, APRIL 27

Kansas @ Furman  
 Oklahoma @ Kansas State\*  
 Oklahoma State @ Texas Tech\*  
 Baylor @ TCU\*  
 West Virginia @ Texas\*

### SUNDAY, APRIL 28

Kansas @ Furman  
 Oklahoma @ Kansas State\*  
 Oklahoma State @ Texas Tech\*  
 Baylor @ TCU\*  
 West Virginia @ Texas\*

## 2019 Statistical Comparisons

<b>TCU</b>	<b>Hitting</b>	<b>BU</b>
.301	Batting Avg	.314
396	Hits	437
266	Runs Scored	273
6.8	Runs Per Game	7.0
67	Doubles	88
8	Triples	13
38	Home Runs	40
.450	Slugging Pct	.483
255	Strikeouts	251
212	Walks	154
.407	On-base Pct	.399
62-77	Stolen Bases	33-47
34	Hit-By-Pitch	55

<b>TCU</b>	<b>Pitching</b>	<b>BU</b>
4.27	ERA	3.61
350	Strikeouts	352
144	Walks	179
.261	Opp. BA	.223
26	Hit-By-Pitch	29

<b>TCU</b>	<b>Fielding</b>	<b>BU</b>
.967	Fielding Pct	.980
46	Errors	29
324	Assists	372

### Leaders

Jake Guenther (.388)	<b>BA</b>	Davis Wendzel (.386)
Henry/Guenther (31)	<b>RBI</b>	Davis Wendzel (39)
Guenther/Watson/Rizer (5)	<b>HR</b>	Wendzel/Haring (8)
Hunter Wolfe (11)	<b>SB</b>	Davis Wendzel (11)
Augie Muhlbauer (1.50)	<b>ERA</b>	Kyle Hill (0.00)
Nick Lodolo (77)	<b>Ks</b>	Paul Dickens (69)
Marcelo Perez (5)	<b>Saves</b>	Kyle Hill (5)

### Leaders

## 2019 BIG 12 PRESEASON POLL

	<b>SCHOOL (1st Place Votes)</b>	<b>POINTS</b>
1.	Texas Tech Red Raiders (6)	61
3.	Baylor Bears (2)	58
<b>3.</b>	<b>TCU Horned Frogs (1)</b>	<b>48</b>
4.	Texas Longhorns	40
5.	Oklahoma State Cowboys	39
6.	West Virginia Mountaineers	31
7.	Oklahoma Sooners	23
8.	Kansas Jayhawks	16
9.	Kansas State Wildcats	8



2019 TCU BASEBALL

STARTING LINEUPS	
1.	Wolfe (21); P. Brown (15); Goodloe (2); Humphreys (1)
2.	Watson (39)
3.	Guenther (16); Isola (13); Henry (10)
4.	Guenther (23); Henry (8); Isola (8)
5.	Rizer (16); Henry (13); Isola (6); Humphreys (4)
6.	Rizer (23); Henry (8); Isola (6); Oviedo (2)
7.	Keefer (17); Shepherd (10); Oviedo (8); Humphreys (4)
8.	Shepherd (14); Oviedo (10); Goodloe (7); Humphreys (7); Isola (1)
9.	Wolfe (11); Goodloe (9); Oviedo (8); Keefer (7); Humphreys (2); P. Brown (1); Shepherd (1)

INNING RUNS												
Inn.	1	2	3	4	5	6	7	8	9	Ex.	Tot	
TCU	36	31	35	43	10	40	36	20	16	0	266	
Opp.	18	23	30	20	32	24	19	24	18	0	209	

HOME RUN BREAKDOWN	
At Home .....	24
On the road.....	11
Neutral.....	3
vs. RHP .....	28
vs. LHP .....	10
vs. Big 12 .....	13
vs. Non-conf .....	25
Day.....	18
Night.....	20
With 0 outs.....	11
With 1 out.....	13
With 2 outs.....	14
Freshmen.....	0
Sophomore .....	3
Junior .....	25
Senior .....	10
Lead-off.....	7
Solo HR .....	18
Two-run HR.....	6
Three-run HR .....	12
Grand Slam .....	2
1st Inning .....	5
2nd Inning .....	5
3rd Inning .....	3
4th Inning .....	7
5th Inning .....	4
6th Inning .....	6
7th Inning.....	4
8th Inning.....	1
9th Inning.....	3
Extra .....	0
Count	
0-0.....	5
0-1 .....	4
0-2.....	1
1-0 .....	4
1-1 .....	4
1-2 .....	3
2-0.....	3
2-1 .....	3
2-2.....	3
3-0.....	0
3-1 .....	4
3-2.....	4

STARTING LINEUPS BY GAME											
Date	Opp.	C	1B	2B	3B	SS	LF	CF	RF	DH	
2/15	CSF	Humphreys	Guenther	Henry	Goodloe	Wolfe	Watson	Rizer	Keefer	P. Brown	
2/16	UVA	Humphreys	Guenther	Henry	Goodloe	Wolfe	Watson	Rizer	Keefer	P. Brown	
2/17	Vandy	Isola	Guenther	Henry	Goodloe	Wolfe	Watson	Rizer	Keefer	P. Brown	
2/20	ACU	Isola	Guenther	Henry	Goodloe	Wolfe	Watson	Rizer	Keefer	P. Brown	
2/22	GCU	Humphreys	Guenther	Henry	Goodloe	Wolfe	Watson	Rizer	Keefer	P. Brown	
2/23	GCU	Humphreys	Guenther	Henry	Shepherd	Wolfe	Watson	Rizer	Keefer	P. Brown	
2/24	GCU	Isola	Guenther	Henry	Shepherd	Goodloe	Watson	Rizer	Keefer	P. Brown	
3/1	UH	Isola	Guenther	Henry	Humphreys	Wolfe	Watson	Rizer	Keefer	P. Brown	
3/2	TAMU	Isola	Guenther	Henry	Humphreys	Wolfe	Watson	Rizer	Keefer	P. Brown	
3/3	Rice	Isola	Guenther	Henry	Goodloe	Wolfe	Watson	Rizer	Keefer	P. Brown	
3/5	SFA	Isola	Guenther	Henry	Humphreys	Wolfe	Watson	Rizer	Keefer	P. Brown	
3/8	LBSU	Isola	Guenther	Henry	Oviedo	Wolfe	Watson	Rizer	Keefer	P. Brown	
3/9	LBSU	Humphreys	Guenther	Henry	Oviedo	Wolfe	P. Brown	Rizer	Watson	Isola	
3/10	LBSU	Isola	Guenther	Henry	Humphreys	Oviedo	P. Brown	Rizer	Watson	Keefer	
3/12	USD	Isola	Guenther	Henry	Shepherd	Oviedo	Watson	Rizer	Keefer	P. Brown	
3/15	EMU	Isola	Guenther	Henry	Humphreys	Oviedo	Watson	Rizer	Keefer	P. Brown	
3/16	EMU	Isola	Guenther	Henry	Shepherd	Oviedo	Watson	Rizer	Keefer	Goodloe	
3/17	EMU	Humphreys	Guenther	Henry	Shepherd	Oviedo	Watson	Rizer	Keefer	Isola	
3/19	UTA	Isola	Guenther	Henry	Shepherd	Oviedo	Watson	Rizer	Keefer	Goodloe	
3/22	UT	Isola	Guenther	Henry	Shepherd	Oviedo	Watson	Rizer	Keefer	Wolfe	
3/23	UT	Isola	Guenther	Henry	Shepherd	Oviedo	Watson	Rizer	Keefer	Wolfe	
3/24	UT	Isola	Guenther	Henry	Shepherd	Oviedo	Watson	Rizer	Keefer	Wolfe	
3/26	UTRGV	Humphreys	Guenther	Henry	Shepherd	Oviedo	Watson	Rizer	Wolfe	Isola	
3/29	OSU	Isola	Guenther	Henry	Shepherd	Oviedo	Watson	Rizer	Wolfe	Goodloe	
3/30	OSU	Isola	Guenther	Henry	Shepherd	Oviedo	Watson	Rizer	Wolfe	Goodloe	
3/31	OSU	Humphreys	Guenther	Henry	Shepherd	Oviedo	Watson	Rizer	Wolfe	Goodloe	
4/2	UTA	Humphreys	Guenther	Henry	Shepherd	Oviedo	Watson	Rizer	Wolfe	Isola	
4/5	OU	Isola	Guenther	Henry	Shepherd	Oviedo	Watson	Rizer	Wolfe	Goodloe	
4/6	OU	Isola	Guenther	Henry	Shepherd	Oviedo	Watson	Rizer	Wolfe	Goodloe	
4/7	OU	Humphreys	Guenther	Henry	Shepherd	Oviedo	Watson	Rizer	Wolfe	Isola	
4/9	DBU	Isola	Guenther	Henry	Shepherd	Oviedo	Watson	Rizer	Wolfe	Goodloe	
4/12	SHU	Isola	Guenther	Henry	Shepherd	Oviedo	Watson	Rizer	Wolfe	Goodloe	
4/12	SHU	Humphreys	Guenther	Henry	Shepherd	Oviedo	Watson	Rizer	Wolfe	Isola	
4/14	SHU	Isola	Guenther	Henry	Shepherd	Oviedo	Watson	Rizer	Wolfe	Goodloe	
4/16	UTA	Humphreys	Guenther	Henry	Shepherd	Oviedo	Watson	Rizer	Wolfe	Isola	
4/18	KSU	Isola	Guenther	Henry	Shepherd	Oviedo	Watson	Rizer	Wolfe	Goodloe	
4/19	KSU	Isola	Guenther	Henry	Shepherd	Oviedo	Watson	Rizer	Wolfe	Keefer	
4/20	KSU	Isola	Guenther	Henry	Humphreys	Oviedo	Watson	Rizer	Wolfe	Keefer	
4/23	DBU	Isola	Guenther	Henry	Shepherd	Oviedo	Watson	Rizer	Wolfe	Keefer	



2019 TCU BASEBALL

CAREER MULTI-HIT GAMES					
PLAYER	2016	2017	2018	2019	Career
Porter Brown				5	5
Brad Czerniejewski					
Dean Frew					
Bobby Goodloe				3	3
Jake Guenther				16	16
Austin Henry				14	14
Zach Humphreys		7	8	4	19
Alex Isola		1		9	10
Nick Juaire					
Andrew Keefer				7	7
Adam Oviedo			11	8	19
Johnny Rizer			9	15	24
Conner Shepherd			9	6	15
Josh Watson	17	14	18	13	62
Hunter Wolfe				9	9

CAREER MULTI-RBI GAMES					
PLAYER	2016	2017	2018	2019	Career
Porter Brown				1	1
Brad Czerniejewski					
Dean Frew					
Bobby Goodloe				3	3
Jake Guenther				7	7
Austin Henry				8	8
Zach Humphreys		8	5	3	16
Alex Isola		2		6	8
Nick Juaire					
Andrew Keefer				5	5
Adam Oviedo			8	6	14
Johnny Rizer			3	6	9
Conner Shepherd			5	2	7
Josh Watson	14	9	8	5	36
Hunter Wolfe				4	4

STREAKS				
PLAYER	HITTING	CAREER	ON-BASE	CAREER
Porter Brown		3	3	7
Brad Czerniejewski				
Dean Frew		1		1
Bobby Goodloe		6		7
Jake Guenther		11	39	39
Austin Henry		7	11	11
Zach Humphreys		6		9
Alex Isola	9	8	15	14
Nick Juaire				
Andrew Keefer	1	4	1	12
Adam Oviedo	6	7	6	9
Johnny Rizer	2	12	2	24
Conner Shepherd		7	1	14
Josh Watson		13		25
Hunter Wolfe	3	4	3	6

GAMES STARTED		
PLAYER	CAREER	CONSECUTIVE
Porter Brown	16	
Brad Czerniejewski		
Dean Frew		
Bobby Goodloe	18	
Jake Guenther	39	39
Austin Henry	39	39
Zach Humphreys	91	
Alex Isola	39	13
Nick Juaire		
Andrew Keefer	24	3
Adam Oviedo	83	28
Johnny Rizer	73	64
Conner Shepherd	79	1
Josh Watson	230	230
Hunter Wolfe	32	20

HITTING BREAKDOWN														
MULTI-HIT GAMES						MULTI HR		HOME RUN BREAKDOWN						
PLAYER	TOTAL	2	3	4	5+	RBI	TOTAL	HOME	AWAY	SOLO	2	3	GS	LAST HOME RUN
Porter Brown	5	4		1		1								
B. Czerniejewski														
Dean Frew														
Bobby Goodloe	3	3				3								
Jake Guenther	16	10	6			7	5	3	2	2	1	2		4/20/19 @ Kansas St.
Austin Henry	14	10	3	1		8	4	3	1	2	2			4/20/19 @ Kansas St.
Zach Humphreys	4	4				3	2	2		1			1	2/23/19 vs. GCU
Alex Isola	9	7	2			6	4	3	1		2	2		3/16/19 vs. EMU
Nick Juaire														
Andrew Keefer	7	5	2			5	2		2	1		1		3/10/19 @ LBSU
Adam Oviedo	8	6	2			6	2	3				3		3/29/19 vs. OSU
Johnny Rizer	15	14	1			6	5	3	2	2		3		4/12/19 vs. Seton Hall
Conner Shepherd	6	5	1			2	4	2	2	2		1	1	4/9/19 @ DBU
Josh Watson	13	8	3	2		5	5	2	3	5				4/20/19 @ Kansas St.
Hunter Wolfe	9	6	3			4	4	2	2	3	1			4/20/19 @ Kansas St.

HOME RUN BREAKDOWN								
No.	Player	Date	Opponent	Pitcher	On	Inn.	Out	Count
1	Alex Isola	2/20	Abilene Christian	Kenny Otero	..2.	6	2	2-1
2	Jake Guenther	2/22	Grand Canyon	Kade Mechals	*0...	2	0	0-0
3	Johnny Rizer	2/23	Grand Canyon	Pierson Ohl	..2.	3	2	2-0
4	Conner Shepherd	2/23	Grand Canyon	Nick Hull	*0...	4	0	3-1
5	Austin Henry	2/23	Grand Canyon	Michael Hansell	*0...	6	0	3-1
6	Zach Humphreys	2/23	Grand Canyon	Michael Hansell	0...	6	1	1-2
7	Zach Humphreys	2/23	Grand Canyon	Dalton Chapman	...3	7	2	2-2
8	Jake Guenther	2/24	Grand Canyon	Frankie Scalzo	..1.	1	2	1-1
9	Alex Isola	2/24	Grand Canyon	Frankie Scalzo	..1.	3	1	0-0
10	Alex Isola	3/1	vs. Houston	Tyler Bielamowicz	..2.	1	2	3-2
11	Andrew Keefer	3/1	vs. Houston	Tyler Bielamowicz	..2.	4	0	1-0
12	Andrew Keefer	3/10	@ Long Beach State	Alfredo Ruiz	*0...	2	0	0-1
13	Conner Shepherd	3/15	Eastern Michigan	Caleb Hester	...3	7	2	1-2
14	Austin Henry	3/15	Eastern Michigan	Jack Dungan	..1.	8	2	3-1
15	Josh Watson	3/16	Eastern Michigan	Nick Porretto	*0...	2	0	1-1
16	Alex Isola	3/16	Eastern Michigan	Nick Porretto	..1.	4	0	3-2
17	Adam Oviedo	3/16	Eastern Michigan	Holden Cook	..2.	6	0	0-2
18	Johnny Rizer	3/17	Eastern Michigan	Justin Meis	0...	2	1	2-0
19	Conner Shepherd	3/19	UT Arlington	Cesar Gomez	..2.	4	1	1-0
20	Josh Watson	3/24	Texas	Coy Cobb	0...	1	1	2-0
21	Austin Henry	3/24	Texas	Coy Cobb	0...	4	1	0-1
22	Adam Oviedo	3/24	Texas	Kamron Fields	..2.	6	2	0-1
23	Hunter Wolfe	3/24	Texas	Tristan Stevens	..1.	7	0	0-0
24	Jake Guenther	3/26	UTRGV	Nick Hollas	..2.	1	1	2-2
25	Adam Oviedo	3/29	Oklahoma State	Jensen Elliott	..2.	2	2	3-1
26	Josh Watson	3/29	Oklahoma State	Nate Peterson	*0...	7	0	2-1
27	Hunter Wolfe	4/5	@ Oklahoma	Legend Smith	0...	6	1	1-1
28	Johnny Rizer	4/5	@ Oklahoma	Jason Ruffcorn	0...	9	1	1-0
29	Johnny Rizer	4/7	@ Oklahoma	Levi Prater	..2.	1	2	1-2
30	Conner Shepherd	4/9	@ Dallas Baptist	Cole Reeves	0...	5	2	0-1
31	Josh Watson	4/9	@ Dallas Baptist	Cole Reeves	0...	6	2	0-0
32	Jake Guenther	4/9	@ Dallas Baptist	Cole Reeves	0...	6	2	2-2
33	Hunter Wolfe	4/12	Seton Hall	David Festa	*0...	4	0	0-0
34	Johnny Rizer	4/12	Seton Hall	David Festa	..2.	4	1	1-0
35	Austin Henry	4/18	@ Kansas State	Andrew Stratman	..1.	9	1	3-2
36	Josh Watson	4/20	@ Kansas State	Jordan Wicks	0...	3	1	3-2
37	Hunter Wolfe	4/20	@ Kansas State	Mitch Zubradt	0...	7	1	1-1
38	Jake Guenther	4/20	@ Kansas State	Will Brennan	..2.	9	2	2-1

# 2019 TCU BASEBALL

## STARTING PITCHERS

Pitcher	Date	Opp.	Dec.	IP	H	R	ER	BB	SO	NP	Score	Final
											When Left	Score
Nick Lodolo	2/15	CS Fullerton	L	5.0	5	2	2	1	2	77	0-2	0-2
Jared Janczak	2/16	Virginia	ND	4.0	2	2	2	3	3	72	7-0	9-4
Brandon Williamson	2/17	Vanderbilt	ND	3.2	4	1	1	1	7	78	6-1	10-2
Haylen Green	2/20	Abilene Christian	ND	3.2	3	3	1	4	4	73	5-3	12-4
Nick Lodolo	2/22	Grand Canyon	L	7.0	4	2	2	0	10	99	1-2	1-4
Jared Janczak	2/23	Grand Canyon	ND	2.1	4	4	4	3	1	53	0-2	17-9
Brandon Williamson	2/24	Grand Canyon	W	5.0	4	3	1	3	5	96	6-3	6-5
Nick Lodolo	3/1	Houston	W	7.0	2	1	1	1	13	97	9-1	10-6
Brandon Williamson	3/2	Texas A&M	L	5.0	2	1	1	3	5	84	0-1	0-1
Jared Janczak	3/3	Rice	L	1.2	2	3	3	2	0	35	0-3	2-12
Haylen Green	3/5	Stephen F. Austin	W	5.0	2	0	0	2	5	66	18-0	19-3
Nick Lodolo	3/8	Long Beach State	W	7.0	3	1	0	1	8	99	4-1	4-1
Jake Eissler	3/9	Long Beach State	L	2.1	7	9	9	1	2	57	0-7	3-14
Brandon Williamson	3/10	Long Beach State	ND	2.0	6	4	3	1	1	43	3-3	10-4
Jared Janczak	3/12	San Diego	ND	3.1	4	1	1	1	0	43	5-0	6-9
Nick Lodolo	3/15	Eastern Michigan	W	7.0	1	0	0	4	13	106	10-0	12-2
Jake Eissler	3/16	Eastern Michigan	W	6.0	7	4	4	0	6	79	13-4	16-4
Brandon Williamson	3/17	Eastern Michigan	W	5.0	6	0	0	0	5	70	10-0	12-1
Spencer Arrighetti	3/19	UT Arlington	ND	2.0	2	1	1	0	1	24	0-1	5-3
Nick Lodolo	3/22	Texas	ND	8.0	9	1	1	2	9	116	0-1	3-2
Jake Eissler	3/23	Texas	L	2.0	5	6	6	2	2	50	1-4	1-13
Brandon Williamson	3/24	Texas	ND	3.0	7	5	3	3	5	74	1-3	12-8
Dawson Barr	3/26	UTRGV	ND	3.0	3	2	2	0	4	50	3-2	6-2
Nick Lodolo	3/29	Oklahoma State	W	7.0	6	2	0	1	8	106	7-2	7-4
Haylen Green	3/30	Oklahoma State	ND	1.2	4	3	3	0	0	29	3-4	6-7
Brandon Williamson	3/31	Oklahoma State	ND	3.1	5	6	5	3	4	81	4-6	8-9
Dawson Barr	4/2	UT Arlington	ND	4.0	5	0	0	3	3	60	0-0	3-2
Nick Lodolo	4/5	Oklahoma	ND	5.1	10	6	3	0	5	79	5-6	6-7
Charles King	4/6	Oklahoma	W	7.0	10	2	2	1	5	115	4-2	4-2
Brandon Williamson	4/7	Oklahoma	W	6.0	4	2	2	2	5	115	4-2	6-4
Jared Janczak	4/9	Dallas Baptist	ND	2.0	2	2	2	3	2	45	3-2	6-11
Nick Lodolo	4/12	Seton Hall	W	7.0	2	1	0	2	6	94	—	5-1
Charles King	4/12	Seton Hall	ND	4.2	7	5	4	0	3	64	4-4	8-6
Brandon Williamson	4/14	Seton Hall	L	5.0	9	5	4	2	4	93	2-4	3-7
Jared Janczak	4/16	UT Arlington	L	4.1	6	6	2	1	2	75	0-6	3-6
Nick Lodolo	4/18	Kansas State	L	5.0	9	7	7	0	3	68	0-7	4-7
Charles King	4/19	Kansas State	W	9.0	6	1	1	2	6	119	—	8-1
Brandon Williamson	4/20	Kansas State	ND	6.2	1	3	3	2	8	99	6-1	10-11
Jared Janczak	4/23	Dallas Baptist	ND	3.0	5	1	1	0	1	49	1-1	3-9

## STARTING PITCHER RECORDS

Pitcher	2019	Career
Spencer Arrighetti	1-0	1-0
Dawson Barr	2-0	2-0
Jake Eissler	1-2	4-3
Haylen Green	2-1	5-4
Jared Janczak	2-5	23-15
Charles King	3-0	5-3
Nick Lodolo	6-4	28-12
Russell Smith	0-0	8-3
Brandon Williamson	6-4	6-4

## STARTING PITCHER STATS

Pitcher	Starts	IP	W-L	ERA	B/Avg.
Spencer Arrighetti	1	2.0	0-0	4.50	.250
Dawson Barr	2	7.0	0-0	2.57	.308
Jake Eissler	3	10.1	1-2	16.55	.373
Haylen Green	3	11.2	1-0	3.48	.220
Jared Janczak	7	20.2	0-2	6.53	.301
Charles King	3	20.2	2-0	3.05	.280
Nick Lodolo	10	65.1	5-3	2.20	.215
B. Williamson	10	44.2	3-2	4.63	.267

## RUN SUPPORT

	Starts	Total Runs	Average
<b>Spencer Arrighetti</b>	<b>1</b>	<b>5</b>	<b>5.0</b>
High: 5 vs. UT Arlington (3/19)			
Low: 5 vs. UT Arlington (3/19)			
<b>Dawson Barr</b>	<b>2</b>	<b>9</b>	<b>4.5</b>
High: 6 vs. UTRGV (3/26)			
Low: 3 vs. UT Arlington (4/2)			
<b>Jake Eissler</b>	<b>3</b>	<b>20</b>	<b>6.7</b>
High: 16 vs. Eastern Michigan (3/16)			
Low: 1 vs. Texas (3/23)			
<b>Haylen Green</b>	<b>3</b>	<b>37</b>	<b>12.3</b>
High: 19 vs. Stephen F. Austin (3/5)			
Low: 6 vs. Oklahoma State (3/30)			
<b>Jared Janczak</b>	<b>7</b>	<b>46</b>	<b>6.6</b>
High: 17 vs. Grand Canyon (2/23)			
Low: 2 vs. Rice (3/3)			
<b>Charles King</b>	<b>3</b>	<b>20</b>	<b>6.7</b>
High: 8, 2x last @ Kansas State (4/19)			
Low: 4 @ Oklahoma (4/6)			
<b>Nick Lodolo</b>	<b>10</b>	<b>52</b>	<b>5.2</b>
High: 12 vs. Eastern Michigan (3/15)			
Low: 0 vs. Cal State Fullerton (2/15)			
<b>Brandon Williamson</b>	<b>10</b>	<b>77</b>	<b>7.7</b>
High: 12, 2x last vs. Texas (3/24)			
Low: 0 vs. Texas A&M (3/2)			

# 2019 TCU BASEBALL

## BULLPEN STATISTICS

Pitcher	W-L-S	App.	ERA	IP	H	R	ER	BB	K	B/Avg.	1st Batter	
											H-AB	Avg.
Spencer Arrighetti	1-0-0	9	7.00	9.0	10	11	7	5	13	.286	3-8	.375
Dawson Barr	0-0-0	8	5.56	11.1	10	11	7	8	13	.233	3-8	.375
Dalton Brown	0-0-0	9	1.64	11.0	8	2	2	12	18	.200	0-6	.000
Cal Coughlin	1-0-0	14	10.38	8.2	11	11	10	12	9	.324	4-10	.400
Jake Eissler	2-2-0	10	2.25	28.0	25	10	7	6	31	.236	1-8	.125
Haylen Green	1-1-0	9	7.24	13.2	19	11	11	6	13	.345	1-7	.143
Charles King	1-1-1	11	2.36	26.2	26	13	7	4	16	.248	2-7	.286
Augie Muhlbauer	1-2-0	18	1.50	12.0	15	6	2	9	14	.294	3-11	.273
James Notary	0-0-1	9	5.40	8.1	10	8	5	6	10	.303	3-8	.375
Marcelo Perez	3-2-5	15	3.93	18.1	17	10	8	7	24	.246	5-13	.385
Matt Rudis	0-0-0	7	7.36	7.1	5	8	6	9	13	.185	0-4	.000
<b>Totals</b>	<b>11-7-7</b>		<b>4.20</b>	<b>154.1</b>	<b>157</b>	<b>101</b>	<b>72</b>	<b>84</b>	<b>174</b>	<b>.261</b>	<b>26-95</b>	<b>.274</b>

## BULLPEN GAME-BY-GAME

Opponent	Date	W-L-S	Pitchers	Inn.	IP	H	R-ER	BB-SO
Cal State Fullerton	2/15	0-0-0	King	6th	3.0	3	0-0	0-3
Virginia	2/16	1-0-0	Arrighetti, Muhlbauer, D. Brown, Perez	4th	5.0	6	2-1	3-6
Vanderbilt	2/17	1-0-0	Eissler	4th	5.1	3	1-1	1-3
Abilene Christian	2/20	1-0-0	Arrighetti, D. Brown, Muhlbauer, Notary Barr, Coughlin	4th	5.1	1	1-0	5-7
Grand Canyon	2/22	0-0-0	King, Coughlin	8th	2.0	4	2-2	0-1
Grand Canyon	2/23	1-0-0	Eissler, Notary	3rd	6.2	5	5-5	2-8
Grand Canyon	2/24	0-0-1	King, Muhlbauer, Perez	6th	4.0	4	2-0	1-3
Houston	3/1	0-0-1	Coughlin, Perez, Barr, Muhlbauer, King	8th	2.0	3	5-4	5-2
Texas A&M	3/2	0-0-0	Eissler	6th	3.0	2	0-0	0-3
Rice	3/3	0-0-0	King, Coughlin, Arrighetti	2nd	4.1	9	9-5	1-4
Stephen F. Austin	3/5	0-0-0	Rudis, Barr, Notary, Perez	6th	4.0	1	3-2	4-6
Long Beach State	3/8	0-0-1	Perez	8th	2.0	1	0-0	0-4
Long Beach State	3/9	0-0-0	Rudis, Arrighetti, D. Brown, Notary	3rd	5.2	7	5-5	5-9
Long Beach State	3/10	1-0-0	King, Coughlin, Muhlbauer, Perez	3rd	7.0	3	0-0	3-3
San Diego	3/12	0-1-0	Green, Coughlin, Muhlbauer, Brown, Arrighetti	4th	4.2	9	8-6	7-7
Eastern Michigan	3/15	0-0-0	Coughlin, Rudis	8th	2.0	2	2-2	3-1
Eastern Michigan	3/16	0-0-0	Muhlbauer, Arrighetti, Barr	7th	3.0	2	0-0	1-5
Eastern Michigan	3/17	0-0-0	King, Perez	6th	2.0	4	1-1	0-2
UT Arlington	3/19	0-0-0	Green, King, Coughlin, Muhlbauer, Perez	3rd	7.0	6	2-2	0-3
Texas	3/22	1-0-0	Perez	9th	1.0	0	1-1	2-0
Texas	3/23	0-0-0	Green, Rudis, Arrighetti, Barr, Notary	3rd	7.0	8	7-7	6-10
Texas	3/24	1-0-0	King, Muhlbauer, D. Brown, Perez	4th	6.0	6	3-1	2-4
UTRGV	3/26	1-0-0	Arrighetti, Notary, Muhlbauer	4th	6.0	4	0-0	0-8
Oklahoma State	3/29	0-0-1	Coughlin, Perez	8th	2.0	1	2-2	2-3
Oklahoma State	3/30	0-1-0	Eissler, Muhlbauer, D. Brown, King, Perez	2nd	7.1	9	4-4	3-10
Oklahoma State	3/31	0-1-0	King, Muhlbauer, Coughlin	4th	5.2	3	3-1	3-4
UT Arlington	4/2	1-0-0	Green, Notary, Muhlbauer, Arrighetti D. Brown, Coughlin	5th	5.0	6	2-2	3-5
Oklahoma	4/5	0-1-0	Eissler	6th	2.2	3	1-1	1-1
Oklahoma	4/6	0-0-1	Perez	8th	2.0	1	0-0	2-3
Oklahoma	4/7	0-0-1	Eissler, Coughlin, Muhlbauer, Notary	7th	3.0	2	2-1	3-3
Dallas Baptist	4/9	0-1-0	Barr, Green, Notary, Muhlbauer, D. Brown	3rd	6.0	7	9-5	7-7
Seton Hall	4/12	1-0-0	Eissler, Perez	5th	4.1	5	1-0	0-8
Seton Hall	4/14	0-0-0	Eissler, Muhlbauer, Coughlin, Green, Rudis	6th	4.0	5	2-2	2-6
UT Arlington	4/16	0-0-0	Green, Rudis	5th	3.2	0	0-0	1-7
Kansas State	4/18	0-0-0	Barr	6th	3.0	0	0-0	0-4
Kansas State	4/20	0-1-0	Eissler, Green, Perez, Muhlbauer, Coughlin	7th	1.2	10	8-6	3-0
Dallas Baptist	4/23	0-1-0	Eissler, Green, Rudis, Muhlbauer, D. Browns Barr	4th	6.0	11	8-3	3-9

## SAVE OPPORTUNITIES

Pitcher	2019	Career
Dalton Brown	0/0	1/1
Cal Coughlin	0/0	3/3
Jake Eissler	0/0	2/2
Charles King	1/1	3/3
James Notary	1/1	2/2
Marcelo Perez	5/8	5/8

## INHERITED RUNNERS

Pitcher	2019	Career
Spencer Arrighetti	2/8	2/8
Dalton Brown	4/9	10/22
Cal Coughlin	7/11	32/71
Jake Eissler	6/10	14/35
Haylen Green	5/10	11/26
Dion Henderson	0/0	0/1
Jared Janczak	0/0	2/10
Charles King	6/14	13/43
Nick Lodolo	0/0	0/2
Augie Muhlbauer	12/27	19/47
James Notary	4/5	5/9
Marcelo Perez	1/6	1/6
Matt Rudis	2/3	2/3
Caleb Sloan	0/0	2/14

2019 TCU BASEBALL

TCU BATTING/PITCHING SUMMARY

SERIES	W-L	AVG.	AB	R	H	2B	3B	HR	RBI	SLG%	BB	HBP	SO	OB%	SF	SH	SB-A	FLD%
MLB4	2-1	.350	103	19	36	6	1	0	19	.427	14	1	22	.425	2	0	8-9	.974
GCU	2-1	.294	102	24	30	7	1	8	23	.618	16	2	15	.393	2	0	2-3	.991
HCC	1-2	.202	84	12	17	1	2	2	11	.333	14	4	24	.337	2	0	6-7	.967
LBSU	2-1	.252	107	17	27	9	1	1	11	.383	18	1	21	.365	0	0	3-3	.963
EMU	3-0	.425	106	40	45	7	0	6	38	.660	20	4	12	.515	4	0	7-8	.979
UT	2-1	.292	96	16	28	3	0	4	13	.448	11	3	20	.382	0	0	2-4	.963
OSU	1-2	.327	107	21	35	6	1	2	19	.458	23	2	18	.451	1	0	1-3	.962
OU	2-1	.276	105	16	29	3	0	3	14	.390	12	4	25	.372	0	1	5-5	.981
SHU	2-1	.256	82	16	21	3	0	2	14	.366	19	0	18	.388	2	0	4-5	.943
KSU	1-2	.262	107	22	28	4	0	4	16	.411	8	5	15	.339	1	0	5-8	.972
BU																		
WVU																		
KU																		
TTU																		

SERIES BY SERIES PITCHING:

SERIES	W-L	ERA	IP	H	R	ER	BB	SO	AB	B/AVG	2B	3B	HR	WP	HBP	BK	SF	SH
MLB4	2-1	2.42	26.0	23	8	7	9	24	97	.237	2	0	1	1	1	0	2	0
GCU	2-1	4.67	27.0	25	18	14	9	28	105	.238	8	1	4	1	1	1	1	0
HCC	1-2	5.48	23.0	20	19	14	12	27	88	.227	4	1	2	3	3	0	2	0
LBSU	2-1	5.88	26.0	27	19	17	11	27	102	.265	3	2	0	2	6	2	1	1
EMU	3-0	2.52	25.0	22	7	7	8	34	97	.227	3	0	1	1	0	0	0	0
UT	1-2	6.33	27.0	35	23	19	17	30	110	.318	3	1	1	2	1	1	3	1
OSU	1-2	5.00	27.0	28	20	15	12	29	109	.257	5	0	7	2	1	1	1	2
OU	2-1	3.12	26.0	30	13	9	9	22	103	.291	8	0	1	2	1	0	0	4
SHU	2-1	3.60	25.0	28	14	10	6	27	99	.283	3	0	1	2	1	0	2	3
KSU	1-2	6.04	25.1	27	19	17	7	21	100	.270	4	0	3	1	2	0	0	1
BU																		
WVU																		
KU																		
TTU																		

MONTH BY MONTH BATTING:

MONTH	W-L	AVG.	AB	R	H	2B	3B	HR	RBI	SLG%	BB	HBP	SO	OB%	SF	SH	SB-A	FLD%
February	5-2	.311	238	55	74	15	2	9	52	.504	39	7	43	.417	4	0	14-17	.973
March	12-7	.311	646	142	201	37	5	17	125	.463	112	18	120	.422	9	0	29-37	.967
April	6-7	.279	433	69	121	15	1	12	58	.402	61	9	92	.377	3	2	19-23	.963
May																		
June																		

MONTH BY MONTH PITCHING:

MONTH	W-L	ERA	IP	H	R	ER	BB	SO	AB	B/AVG	2B	3B	HR	WP	HBP	BK	SF	SH
February	5-2	3.19	62.0	52	30	22	27	63	235	.221	11	1	6	4	3	1	1	2
March	12-7	4.75	163.0	163	105	86	74	181	603	.258	23	5	11	14	16	5	8	4
April	6-7	4.16	110.1	127	74	51	43	106	441	.288	22	0	7	14	7	1	5	9
May																		
June																		

HOME-AWAY-NEUTRAL BATTING:

VENUE	W-L	AVG.	AB	R	H	2B	3B	HR	RBI	SLG%	BB	HBP	SO	OB%	SF	SH	SB-A	FLD%
Home	14-6	.324	667	160	216	38	2	24	145	.495	118	18	117	.433	10	0	26-36	.967
Away	5-7	.276	424	70	117	20	3	11	56	.415	60	11	86	.378	2	2	18-21	.962
Neutral	4-3	.279	226	36	63	9	3	3	34	.385	34	5	52	.379	4	0	18-20	.972

HOME-AWAY-NEUTRAL PITCHING:

VENUE	W-L	ERA	IP	H	R	ER	BB	SO	AB	B/AVG	2B	3B	HR	WP	HBP	BK	SF	SH
Home	14-6	3.89	176.0	179	102	76	76	200	690	.259	29	2	15	16	8	3	8	7
Away	5-7	5.24	101.1	112	77	59	47	95	401	.279	20	2	6	10	13	4	4	6
Neutral	4-3	3.72	58.0	51	30	24	21	55	218	.234	7	2	3	6	5	0	2	2

COMEBACKS

DEFICIT OVERCOME

- 2/20 - Trailed 1-0 after the top of the 2nd; Won 12-4
- 2/23 - Trailed 5-0 after the top of the 3rd; Won 17-9
- 3/10 - Trailed 4-3 after the bottom of the 3rd; Won 10-4
- 3/19 - Trailed 1-0 after two innings; Won 5-3
- 3/22 - Trailed 2-0 after the top of the ninth; Won 3-2
- 3/24 - Trailed 7-2 after the top of the sixth; Won 12-8
- 3/26 - Trailed 1-0 after top of the first; Won 6-2
- 4/2 - Trailed 2-1 heading into the ninth; Won 3-2
- 4/6 - Trailed 2-0 after five; Won 4-2
- 4/12 - Trailed 5-4 after the fifth; Won 8-6

2019 PINCH HITTING BREAKDOWN

Player	AVG.	AB-H-RBI	2B-3B-HR	BB-HP-SO
Brad Czerniejewski	.000	5-0-0	0-0-0	0-0-4
Dean Frew	.000	3-0-0	0-0-0	0-0-1
Bobby Goodloe	.000	3-0-0	0-0-0	0-0-2
Zach Humphreys	.000	2-0-0	0-0-0	0-0-1
Alex Isola	1.000	1-1-0	0-0-0	0-1-0
Andrew Keefer	.000	1-0-0	0-0-0	0-0-1
Adam Oviedo	.000	1-0-0	0-0-0	0-0-0
Conner Shepherd	.000	3-0-0	0-0-0	0-0-2



# 2019 TCU BASEBALL

## 2019 SEASON RESULTS/NOTES

Overall: 23-16 • Home: 14-6 • Away: 5-7 • Neutral: 4-3 • Big 12: 6-6

Date	Opponent	Score	TCU R-H-E	Opp R-H-E	Inns	Attend.	Time	TCU Decision	Notes
2/15	vs. #18 Cal State Fullerton	L, 0-2	0-9-0	2-8-0	9	—	2:59	Lodolo (L, 0-1)	TCU strands 12 men on base; Six Frogs tally first career hit
2/16	vs. Virginia	W, 9-4	9-14-3	4-8-1	9	2,176	3:05	Mihlbauer (W, 1-0)	Brown and Watson combine to go 8-for-10 w/ 5 RBIs
2/17	vs. #1 Vanderbilt	W, 10-2	10-13-0	2-7-0	9	—	3:11	Eissler (W, 1-0)	Henry drives in three, Eissler retires 13 of final 14 batters
2/20	Abilene Christian	W, 12-4	12-8-3	4-4-2	9	3,915	3:53	Arrighetti (W, 1-0)	TCU scored nine unearned runs; Isola hits home run
2/22	Grand Canyon	L, 1-4	1-4-0	4-8-1	9	3,592	2:51	Lodolo (L, 0-2)	Guenther homers; Lodolo fans 10
2/23	Grand Canyon	W, 17-9	17-16-0	9-9-2	9	4,221	3:30	Eissler (W, 2-0)	Frogs hit five home runs; rally from 5-0 deficit
2/24	Grand Canyon	W, 6-5	6-10-1	5-8-0	9	3,765	2:53	Williamson (W, 1-0)	Guenther drives in three; Isola homers; Perez tallies save
3/1	vs. Houston	W, 10-6	10-11-1	6-5-0	9	7,296	3:35	Lodolo (W, 1-2)	Lodolo ties career-high with 13 Ks, Isola & Keefer homer
3/2	vs. #23 Texas A&M	L, 0-1	0-1-0	1-4-0	9	—	2:44	Williamson (L, 1-1)	Wolfe tallies lone hit, lone run scores on bases-loaded walk
3/3	vs. Rice	L, 2-12	2-5-2	12-11-1	7	—	2:33	Janczak (L, 0-1)	Frogs strand seven, allow four unearned runs
3/5	Stephen F. Austin	W, 19-3	19-21-0	3-3-3	9	3,490	3:07	Green (W, 1-0)	Frogs record 20+ hits in a game for 1st time since 2015
3/8	@ Long Beach State	W, 4-1	4-8-2	1-4-2	9	1,359	2:59	Lodolo (W, 2-2)	Lodolo fans 8; Perez earns 2-inning save
3/9	@ Long Beach State	L, 3-14	3-5-0	14-14-0	9	1,475	3:37	Eissler (L, 2-1)	Dirtbags score five runs each in the 2nd and 3rd
3/10	@ Long Beach State	W, 10-4	10-14-12	4-9-0	9	1,893	3:45	King (W, 1-0)	King throw 5 scoreless in relief; TCU scores 7 unanswered
3/12	@ #21 San Diego	L, 6-9	6-11-4	9-13-1	9	550	3:59	Mihlbauer (L, 1-1)	San Diego scored eight unanswered over final three at-bats
3/15	Eastern Michigan	W, 12-2	12-12-0	2-3-0	9	3,686	3:02	Lodolo (W, 3-2)	Lodolo fans three; Henry drives in five; Shepherd hits GS
3/16	Eastern Michigan	W, 16-4	16-21-0	4-9-0	9	3,597	2:56	Eissler (W, 3-1)	Oviedo, Watson and Isola homer; Oviedo drives in four
3/17	Eastern Michigan	W, 12-1	12-12-2	1-10-2	9	4,187	2:24	Williamson (W, 2-1)	Williamson throws five shutout innings; Rizer homers
3/19	vs. UT Arlington	W, 5-3	5-10-1	3-8-4	9	1,696	3:02	Green (W, 2-0)	Shepherd hits three-run home run; Perez tallies third save
3/22	#9 Texas*	W, 3-2	3-7-0	2-9-0	9	5,590	2:45	Perez (W, 1-0)	TCU scores three runs in the bottom of the ninth
3/23	#9 Texas*	L, 1-13	1-6-0	13-13-1	9	5,211	3:09	Eissler (L, 3-2)	Texas scores in five offensive innings; Isola has two hits
3/24	#9 Texas*	W, 12-8	12-15-4	8-13-1	9	4,498	3:14	Perez (W, 2-0)	TCU scores 10 times in final 3 innings; trailed 7-2 in sixth
3/26	UTRGV	W, 6-2	6-7-0	2-6-0	9	3,442	2:38	Arrighetti (W, 2-0)	Guenther homers; bullpen throws six shutout innings
3/29	Oklahoma State*	W, 7-4	7-10-2	4-7-1	9	4,299	3:08	Lodolo (W, 4-2)	Oviedo homers and drives in four; Perez tallies fourth save
3/30	Oklahoma State*	L, 6-7	6-10-0	7-13-0	9	4,448	3:48	Perez (L, 2-1)	Oklahoma State hits two solo home runs in the ninth
3/31	Oklahoma State*	L, 8-9	8-15-2	9-8-1	9	4,308	4:08	King (L, 1-1)	TCU strands 16 runners, OSU tallies twice in the ninth
4/2	UT Arlington	W, 3-2	3-13-1	2-11-0	9	3,820	3:22	Coughlin (W, 1-0)	TCU scores two in the ninth; GW comes on a walk-off balk
4/5	@ Oklahoma*	L, 6-7	6-12-2	7-13-0	9	1,389	3:23	Eissler (L, 3-3)	TCU battles from 4-0 deficit to tie in ninth; OU walks-off
4/6	@ Oklahoma*	W, 4-2	4-10-0	2-11-0	9	1,662	3:17	King (W, 2-1)	Guenther breaks tie with 2-run single in the 7th
4/7	@ Oklahoma*	W, 6-4	6-7-0	4-6-0	9	1,012	3:33	Williamson (W, 3-1)	TCU scores all six runs with two outs; Rizer homers in 1st
4/9	@ Dallas Baptist*	L, 6-11	6-12-1	11-9-0	9	1,542	3:53	Green (L, 2-1)	Watson, Guenther and Shepherd homer; DBU scores 4 UER
4/12	Seton Hall	W, 5-1	5-8-1	1-2-0	7	3,695	2:00	Lodolo (W, 5-2)	Lodolo tosses CG, Goodloe drives in two in the sixth
4/12	Seton Hall	W, 8-6	8-6-3	6-12-0	9	3,952	2:35	Perez (W, 3-1)	Rizer and Wolfe homer; Rizer drives four in the game
4/14	Seton Hall	L, 3-7	3-7-2	7-14-0	9	3,919	3:28	Williamson (L, 3-2)	Oviedo tallies three hits in the loss
4/16	@ UT Arlington	L, 3-6	3-10-2	6-6-1	9	730	2:55	Janczak (L, 0-2)	UT Arlington scores four unearned runs in the game
4/18	@ Kansas State*	L, 4-7	4-6-0	7-9-2	9	1,285	2:20	Lodolo (L, 5-3)	Henry homers and drives in three runs
4/19	@ Kansas State*	W, 8-1	8-9-1	1-6-3	9	1,683	2:49	King (W, 3-1)	Charles King tosses first career complete game
4/20	@ Kansas State*	L, 10-11	10-13-2	11-12-2	9	1,901	3:57	Mihlbauer (L, 1-2)	Teams combine to score 15 runs in final three innings
4/23	Dallas Baptist	L, 3-9	3-8-2	9-16-0	9	3,936	3:27	Eissler (L, 3-4)	Dallas Baptist scored five unearned runs in the game

# 2019 TCU BASEBALL

## 2019 LINE SCORES

### Feb 15, 2019 at Scottsdale, Ariz.

**#16 TCU** 000 000 000 - 0 9 0 (0-1)  
**#18 CS Fullerton** 011 000 00x - 2 8 0 (1-0)  
 WVP-Bibee, Tanner (1-0); LP-Lodolo, Nick (0-1)  
 SV CSF-Weisberg, Michael (1)  
 HR CSF-Cope, Daniel (1)  
 T-2:59 A- —

### Feb 16, 2019 at Scottsdale, Ariz.

**Virginia** 000 030 001 - 4 8 1 (0-2)  
**#16 TCU** 003 410 01x - 9 14 3 (1-1)  
 WVP-Mihlbauer, Augie (1-0); LP-Vasil, Mike (0-1)  
 T-3:05 A- 2,176

### Feb 17, 2019 at Scottsdale, Ariz.

**#1 Vanderbilt** 010 010 000 - 2 7 0 (2-1)  
**#16 TCU** 321 003 10x - 10 13 0 (2-1)  
 WVP-Eissler, Jake (1-0); LP-Rocker, Kumar (0-1)  
 T-3:11 A- —

### Feb 20, 2019 at Fort Worth, Texas

**ACU** 010 200 010 - 4 4 2 (1-3)  
**#16 TCU** 050 104 20x - 12 8 3 (3-1)  
 WVP-Arrighetti, Spencer (1-0); LP-Barger, Brock (0-1)  
 HR TCU-Isola, Alex (1)  
 T-3:53 A-3,915

### Feb 22, 2019 at Fort Worth, Texas

**Grand Canyon** 001 010 020 - 4 8 1 (3-2)  
**#16 TCU** 010 000 000 - 1 4 0 (3-2)  
 WVP-Mechals, Kade (2-0); LP-Lodolo, Nick (0-2)  
 SV GCU-Ohanian, Nick (1)  
 HR TCU-Guenther, Jake (1)  
 HR GCU-Cotton, Quin (1); Wyatt, Tyler (1)  
 T-2:51 A-3,592

### Feb 23, 2019 at Fort Worth, Texas

**Grand Canyon** 104 000 004 - 9 9 2 (3-3)  
**#16 TCU** 006 403 40x - 17 16 0 (4-2)  
 WVP-Eissler, Jake (2-0); LP-Ohl, Pierson (1-1)  
 HR TCU-Henry, Austin (1); Humphreys, Zach 2(2);  
 Rizer, Johnny (1); Shepherd, Conner (1)  
 HR GCU-Winchester, Pikai (2); Avitia, David (1)  
 T-3:30 A-4,221

### Feb 24, 2019 at Fort Worth, Texas

**Grand Canyon** 000 300 200 - 5 8 0 (3-4)  
**#16 TCU** 203 100 00x - 6 10 1 (5-2)  
 WVP-Williamson, Brandon (1-0); LP-Scalzo, Frankie (0-2)  
 SV TCU-Perez, Marcelo (1)  
 HR TCU-Guenther, Jake (2); Isola, Alex (2)  
 T-2:53 A-3,765

### March 1, 2019 at Houston, Texas

**Houston** 000 000 123 - 6 5 0 (4-4)  
**#16 TCU** 300 300 31x - 10 11 1 (6-2)  
 WVP-Lodolo, Nick (1-2); LP-Bielamowicz, Tyler (0-1)  
 SV TCU-King, Charles (1)  
 HR TCU-Keefer, Andrew (1); Isola, Alex (3)  
 HR UH-Triolo, Jared (1)  
 T-3:35 A-7,296

### March 1, 2019 at Houston, Texas

**#16 TCU** 000 000 000 - 0 1 0 (6-3)  
**#23 Texas A&M** 001 000 00x - 1 4 0 (10-2)  
 WVP-Lacy, Asa (3-0); LP-Williamson, Brandon (1-1)  
 SV TAMU-Kalich,Kasey (4)  
 T-2:44 A- —

### March 3, 2019 at Houston, Texas

**#16 TCU** 001 010 0 - 2 5 1 (6-4)  
**Rice** 030 036 x - 12 11 0 (5-7)  
 WVP-Parthasarathy, Jackson (2-1); LP-Janczak, Jared (0-1)  
 HR Rice-Edwards, Cade (1)  
 T-2:33 A- —

### March 5, 2019 at Houston, Texas

**SFA** 000 000 030 - 3 3 3 (5-8)  
**#20 TCU** 722 700 10x - 19 21 0 (7-4)  
 WVP-Green, Haylen (1-0); LP-Mangus, Cully (0-1)  
 T-3:07 A-3,490

### March 8, 2019 at Long Beach, Calif.

**#20 TCU** 010 020 001 - 4 8 2 (8-4)  
**Long Beach St.** 000 010 000 - 1 4 2 (1-11)  
 WVP-Lodolo, Nick (2-2); LP-Baayoun, Zak (0-3)  
 SV TCU-Perez, Marcelo (2)  
 T-2:59 A-1,359

### March 9, 2019 at Long Beach, Calif.

**#20 TCU** 000 000 030 - 3 5 0 (8-5)  
**Long Beach St.** 055 030 10x - 14 14 9 (2-11)  
 WVP-Seminaris, Adam (1-2); LP-Eissler, Jake (1-2)  
 T-3:37 A-1,475

### March 10, 2019 at Long Beach, Calif.

**#20 TCU** 111 004 201 - 10 14 2 (9-5)  
**Long Beach St.** 202 000 000 - 4 9 0 (2-12)  
 WVP-King, Charles (1-0); LP-Pacheco, Basilio (1-2)  
 HR TCU-Keefer, Andrew (1)  
 T-3:45 A-1,893

### March 12, 2019 at Long Beach, Calif.

**#20 TCU** 221 001 000 - 6 11 4 (9-6)  
**#21 San Diego.** 000 106 11x - 9 13 1 (13-4)  
 WVP-Miller, Grady (2-1); LP-Mihlbauer, Augie (1-1)  
 SV USD-Dolac, Jack (2)  
 T-3:59 A-550

### March 15, 2019 at Fort Worth, Texas

**E'ern Michigan** 000 000 020 - 2 3 0 (3-14-1)  
**#20 TCU** 030 000 72x - 12 12 0 (10-6)  
 WVP-Lodolo, Nick (3-2); LP-Granzotto, Scott (1-3)  
 HR TCU-Henry, Austin (2); Shepherd, Conner (2)  
 T-3:02 A-3,686

### March 16, 2019 at Fort Worth, Texas

**E'ern Michigan** 002 101 000 - 4 9 0 (3-15-1)  
**#20 TCU** 510 214 12x - 16 21 0 (11-6)  
 WVP-Eissler, Jake (3-1); LP-Porretto, Nick (0-2)  
 HR TCU-Watson, Josh (1); Isola, Alex (4); Oviedo, Adam (1)  
 HR EMU-Timko, Jeff (3)  
 T-2:56 A-3,597

### March 17, 2019 at Fort Worth, Texas

**E'ern Michigan** 000 000 1 - 1 10 2 (3-16-1)  
**#20 TCU** 110 712 x - 12 12 2 (12-6)  
 WVP-Williamson, Brandon (2-1); LP-Meis, Justin (0-4)  
 HR TCU-Rizer, Johnny (2)  
 T-2:24 A-4,187

### March 19, 2019 at Fort Worth, Texas

**#20 TCU** 001 301 000 - 5 10 1 (13-6)  
**UT Arlington** 010 100 01x - 3 8 4 (12-9)  
 WVP-Green, Haylen (2-0); LP-Gomez, Cesar (0-1)  
 SV TCU-Perez, Marcelo (3)  
 HR TCU-Shepherd, Conner (3)  
 T-3:02 A-1,696

### March 22, 2019 at Fort Worth, Texas

**#9 Texas** 000 000 011 - 2 9 0 (16-9)  
**#20 TCU** 000 000 003 - 3 7 0 (14-6)  
 WVP-Perez, Marcelo (1-0); LP-Fields, Kamron (1-1)  
 T-2:45 A-5,590

### March 23, 2019 at Fort Worth, Texas

**#9 Texas** 204 150 100 - 13 13 1 (17-9)  
**#20 TCU** 100 000 000 - 1 6 0 (14-7)  
 WVP-Henley, Blair (3-1); LP-Eissler, Jake (3-2)  
 HR UT-Zubia, Zach (3)  
 T-3:09 A-5,211

### March 24, 2019 at Fort Worth, Texas

**#9 Texas** 300 202 100 - 8 13 1 (17-10)  
**#20 TCU** 100 103 25x - 12 15 4 (15-7)  
 WVP-Perez, Marcelo (2-0); LP-Quintanilla, Cole (1-1)  
 HR TCU-Wolfe, Hunter (1); Watson, Josh (2);  
 Oviedo, Adam (2); Henry, Austin (3)  
 T-3:14 A-4,498

### March 26, 2019 at Fort Worth, Texas

**UTRGV** 110 000 000 - 2 7 0 (15-10)  
**#19 TCU** 300 020 10x - 6 7 0 (16-7)  
 WVP-Arrighetti, Spencer (2-0); LP-Hollas, Nick (0-3)  
 HR TCU-Guenther, Jake (3)  
 T-2:38 A-3,442

### March 29, 2019 at Fort Worth, Texas

**Oklahoma State** 000 000 220 - 4 7 1 (16-8)  
**#19 TCU** 031 200 10x - 7 7 2 (17-7)  
 WVP-Lodolo, Nick (4-2); LP-Elliott, Jensen (3-1)  
 SV TCU-Perez, Marcelo (4)  
 HR TCU-Oviedo, Adam (3); Watson, Josh (3)  
 T-3:08 A-4,299

### March 30, 2019 at Fort Worth, Texas

**Oklahoma State** 031 000 012 - 7 13 0 (17-8)  
**#19 TCU** 030 000 210 - 6 10 0 (17-8)  
 WVP-Leeper, Ben (3-0); LP-Perez, Marcelo (2-1)  
 HR OSU-Navigato, Andrew (5); Simpson, Colin (3)  
 Garcia, Alix (3); McCusker, Carson (3); Boone, Trevor (5)  
 T-3:48 A-4,448

### March 31, 2019 at Fort Worth, Texas

**Oklahoma State** 103 210 002 - 9 8 1 (18-8)  
**#19 TCU** 202 000 121 - 8 15 2 (17-9)  
 WVP-Lyons, Jake (2-2); LP-King, Charles (1-1)  
 SV OSU-Leeper, Ben (4)  
 HR OSU-Navigato, Andrew 2(7);  
 T4:08 A-4,308

# 2019 TCU BASEBALL

## 2019 LINE SCORES

### April 2, 2019 at Fort Worth, Texas

**UT Arlington** 000 010 010 - 2 11 0 (19-11)  
**#23 TCU** 000 000 102 - 3 13 1 (18-9)  
 WP-Coughlin, Cal (1-0); LP-Gross, Andrew (0-1)  
 T4:08 A-4,308

### April 5, 2019 at Norman, Okla.

**#23 TCU** 000 311 001 - 6 12 2 (18-10)  
**Oklahoma** 400 110 001 - 7 13 0 (23-8)  
 WP-Ruffcorn, Jason (1-1); LP-Eissler, Jake (3-3)  
 HR TCU-Wolfe, Hunter (2); Rizer, Johnny (3)  
 T-3:23 A-1,389

### April 6, 2019 at Norman, Okla.

**#23 TCU** 000 002 200 - 4 10 0 (19-10)  
**Oklahoma** 011 000 000 - 2 11 0 (23-9)  
 WP-King, Charles (2-1); LP-Olds, Wyatt (0-2)  
 SV TCU-Perez, Marcelo (5)  
 HR OU-Muniz, Diego (2)  
 T-3:17 A-1,662

### April 7, 2019 at Norman, Okla.

**#23 TCU** 310 000 200 - 6 7 0 (20-10)  
**Oklahoma** 101 000 002 - 4 6 0 (23-10)  
 WP-Williamson, Brandon (3-1); LP-Prater, Levi (5-3)  
 SV TCU-Notary, James (1)  
 HR TCU-Rizer, Johnny (4)  
 T-3:33 A-1,012

### April 9, 2019 at Norman, Okla.

**#19 TCU** 012 012 000 - 6 12 1 (20-11)  
**Dallas Baptist** 020 134 10x - 11 9 0 (23-9)  
 WP-Green, Haylen (2-1); LP-Reeves, Cole (1-0)  
 HR TCU-Watson, Josh (4); Shepherd, Conner (4);  
 Guenther, Jake (4)  
 HR DBU-Iser, Herbert (5)  
 T-3:53 A-1,542

### April 12, 2019 at Fort Worth, Texas

**Seton Hall** 000 000 1 - 1 2 0 (14-16)  
**#19 TCU** 000 104 x - 5 8 1 (21-11)  
 WP-Lodolo, Nick (5-2); LP-DeVito, Ricky (1-3)  
 T-2:00 A-3,695

### April 12, 2019 at Fort Worth, Texas

**Seton Hall** 010 130 010 - 6 12 0 (14-17)  
**#19 TCU** 000 402 02x - 8 6 3 (22-11)  
 WP-Perez, Marcelo (3-1); LP-Patten, Cole (1-3)  
 HR TCU-Wolfe, Hunter (3); Rizer, Johnny (5)  
 T-2:35 A-3,952

### April 14, 2019 at Fort Worth, Texas

**Seton Hall** 020 103 010 - 3 14 0 (15-17)  
**#19 TCU** 101 000 100 - 7 7 2 (22-12)  
 WP-Thompson, Noah (3-1); LP-Williamson, Brandon (3-2)  
 HR SHU-Grober, Steve (2)  
 T-3:28 A-3,919

### April 16, 2019 at Arlington, Texas

**#19 TCU** 000 002 010 - 3 10 2 (22-13)  
**UT Arlington** 013 110 00x - 6 6 1 (25-13)  
 WP-Anderson, Ka'ikepono (6-3); LP-Janczak, Jared (0-2)  
 SV UTA-Gross, Andrew (15)  
 HR UTA-Paul, Dylan (3)  
 T-3:28 A-3,919

### April 18, 2019 at Manhattan, Kan.

**#19 TCU** 000 000 103 - 4 6 0 (22-14)  
**Kansas State** 200 230 00x - 7 9 2 (18-21)  
 WP-Hassall, Griffin (2-1); LP-Lodolo, Nick (5-3)  
 HR TCU-Henry, Austin (4)  
 HR KSU-Spurlin, Terrence (4)  
 T-2:20 A-1,285

### April 19, 2019 at Manhattan, Kan.

**#19 TCU** 116 000 000 - 8 9 1 (23-14)  
**Kansas State** 100 000 000 - 1 6 3 (18-22)  
 WP-King, Charles (3-1); LP-Ford, Kasey (0-4)  
 T-2:49 A-1,683

### April 20, 2019 at Manhattan, Kan.

**#19 TCU** 023 000 104 - 10 13 2 (23-15)  
**Kansas State** 001 000 451 - 11 12 2 (19-22)  
 WP-Brennan, Will (3-4); LP-Mihlbauer, Augie (1-2)  
 HR TCU-Wolfe, Hunter (4); Watson, Josh (5);  
 Guenther, Jake (5)  
 HR KSU-Ceballos, Chris (6)  
 T-3:57 A-1,901

### April 23, 2019 at Fort Worth, Texas

**Dallas Baptist** 001 022 301 - 9 16 0 (28-12)  
**TCU** 010 002 000 - 3 8 2 (23-16)  
 WP-Stone, Travis (1-0); LP-Eissler, Jake (3-4)  
 T-3:27 A-3,936

2019 TCU BASEBALL

2019 AB-R-H-RBI BREAKDOWN

	27	25	16	18	19	3	10	34	38	15	5	4	9	7	6
Opp	Brown	Czerniejewski	Frew	Goodloe	Guenther	Henry	Humphreys	Isola	Juaire	Keefer	Oviedo	Rizer	Shepherd	Watson	Wolfe
CSF	4-0-1-0	—	—	3-0-1-0	4-0-3-0	5-0-1-0	4-0-0-0	1-0-1-0	—	4-0-1-0	—	3-0-1-0	—	3-0-0-0	2-0-0-0
UVA	5-3-4-2	—	Def.	3-1-0-0	5-0-1-1	5-0-2-2	4-1-0-0	—	—	3-0-1-1	—	4-0-1-0	—	5-2-4-3	2-2-1-0
Vandy	3-2-2-0	—	Def.	4-0-2-1	4-0-1-3	5-2-3-3	—	5-0-1-1	—	4-0-0-0	—	4-2-2-0	—	3-2-1-1	2-2-1-1
ACU	2-2-0-0	1-0-0-0	1-1-0-0	2-1-0-0	3-0-0-0	4-1-1-2	—	4-1-1-3	—	4-1-1-0	—	5-1-2-0	0-0-0-0	4-1-1-3	3-3-2-2
GCU	4-0-0-0	—	—	4-0-1-0	2-1-1-1	3-0-0-0	3-0-0-0	1-0-0-0	—	4-0-1-0	—	4-0-1-0	—	2-0-0-0	3-0-0-0
GCU	2-3-0-0	1-0-0-0	1-0-0-0	0-0-0-0	4-2-2-4	4-4-2-2	4-3-2-5	—	—	4-0-1-1	—	4-2-3-3	5-1-3-1	6-1-1-0	4-1-2-0
GCU	5-1-2-0	—	—	3-0-1-0	2-2-2-3	5-0-0-0	—	3-1-1-2	—	4-0-0-0	—	4-0-2-0	4-1-1-0	3-1-1-1	—
UH	4-0-1-0	—	—	—	4-2-2-1	4-2-1-0	3-0-1-0	4-3-3-3	—	4-1-2-4	1-0-0-0	2-1-0-1	0-0-0-1	4-1-1-0	2-0-0-0
TAMU	3-0-0-0	—	—	—	3-0-0-0	4-0-0-0	2-0-0-0	4-0-0-0	—	3-0-0-0	—	2-0-0-0	—	2-0-0-0	2-0-1-0
Rice	4-1-2-1	—	—	2-0-0-0	3-0-1-0	3-0-0-0	—	3-0-1-0	—	3-0-0-0	—	2-0-0-0	1-0-0-0	3-0-0-0	3-1-1-0
SFA	6-2-1-0	2-1-0-0	1-0-1-1	2-0-0-0	2-3-2-1	4-3-4-5	3-2-1-0	4-2-3-1	—	6-1-2-3	2-0-1-0	4-1-2-2	1-0-0-0	3-3-2-3	4-1-2-1
LBSU	5-1-1-0	—	—	—	4-0-2-0	4-0-0-0	—	4-0-1-1	—	3-0-0-0	3-0-0-0	3-1-2-0	1-0-0-0	4-1-1-0	4-1-1-0
LBSU	1-0-0-0	1-0-0-0	1-0-0-0	1-1-1-2	3-0-1-0	3-0-0-0	4-0-1-0	4-1-1-0	—	1-0-0-0	1-0-0-0	3-0-0-0	3-0-0-0	4-1-1-0	2-0-0-0
LBSU	5-0-2-0	—	—	—	3-1-2-0	4-0-1-1	3-2-1-1	5-0-0-0	—	5-2-3-1	3-3-2-2	5-1-1-0	1-0-0-0	6-1-2-3	—
USD	4-2-1-0	—	—	—	5-1-1-0	3-0-2-1	—	4-0-2-1	—	4-0-0-0	3-1-1-1	3-0-1-1	4-1-1-0	4-1-2-2	—
EMU	4-1-0-0	—	—	—	3-2-2-0	5-2-2-5	3-1-1-0	5-0-1-0	—	3-1-2-2	3-2-1-1	4-1-2-0	2-1-1-4	4-1-0-0	—
EMU	—	0-0-0-1	0-0-0-1	5-1-1-1	3-1-1-0	5-2-2-2	—	4-2-2-2	—	5-0-3-2	5-1-3-4	4-3-2-0	4-1-2-1	4-4-4-1	—
EMU	—	1-0-0-0	def.	—	2-1-0-0	3-2-2-1	4-1-2-2	3-1-1-1	—	3-1-1-2	4-0-1-1	3-3-2-2	3-2-2-0	4-1-1-1	—
UTA	—	—	—	4-1-2-0	4-0-1-0	4-1-1-0	—	5-0-0-0	—	5-0-1-0	5-1-1-0	4-0-1-0	4-2-2-3	4-0-1-1	—
UT	—	0-1-0-0	—	—	3-0-0-0	3-1-1-0	—	3-1-1-0	—	2-0-0-0	4-0-2-1	4-0-2-1	2-0-0-0	4-0-0-0	2-0-1-0
UT	—	2-0-0-0	2-0-0-0	0-0-0-0	2-0-1-0	2-0-0-0	2-0-0-0	2-0-2-0	—	3-0-1-0	4-0-0-0	2-0-0-0	3-0-1-0	4-0-1-0	3-1-0-0
UT	—	—	—	—	4-1-2-1	4-2-3-1	—	5-1-0-1	—	4-2-2-1	4-2-2-3	5-0-0-0	4-1-2-0	3-1-1-1	5-2-3-3
UTRGV	—	—	—	—	4-1-1-3	4-0-0-0	2-1-1-1	3-1-1-2	—	—	3-0-0-0	2-0-1-0	3-1-1-0	4-2-2-0	4-0-0-0
OSU	—	—	—	4-0-1-1	2-0-0-1	4-0-3-0	—	4-0-0-0	—	—	4-2-2-4	3-1-0-0	2-2-1-0	4-1-3-1	4-1-0-0
OSU	—	—	—	4-2-2-2	5-0-1-2	3-1-2-0	—	4-0-1-1	—	—	5-0-1-0	3-1-0-0	3-1-0-0	5-1-2-0	3-0-1-0
OSU	—	PR	—	3-0-1-0	6-0-3-1	4-1-1-0	5-0-2-3	0-1-0-0	—	—	6-1-2-3	4-2-2-0	3-1-1-0	5-1-2-0	5-1-1-0
UTA	—	—	—	1-0-0-0	2-0-0-0	3-0-0-0	4-1-2-0	4-0-1-0	—	—	3-1-1-0	4-0-2-0	4-0-1-0	5-0-3-1	5-1-3-1
OU	—	—	—	2-0-1-1	5-1-3-0	5-0-0-0	PR	4-1-2-1	—	—	3-1-0-0	4-1-1-1	5-1-1-0	5-0-1-0	5-1-3-2
OU	—	—	—	4-1-1-0	4-1-3-2	4-0-1-1	—	3-0-2-0	—	—	4-1-1-0	4-0-1-1	4-0-0-0	3-1-1-0	4-0-0-0
OU	—	—	—	—	4-2-2-1	4-1-1-0	3-0-0-0	2-1-0-0	—	—	3-0-1-0	5-1-1-3	4-0-2-1	4-0-0-0	4-1-0-0
DBU	—	—	—	2-0-0-0	5-2-3-1	5-0-1-0	—	4-1-2-2	—	—	4-0-1-1	5-0-0-0	2-1-1-1	5-2-3-1	5-0-1-0
SHU	—	—	—	3-1-1-2	3-0-1-1	2-1-0-0	0-1-0-0	3-0-1-0	—	—	1-0-0-0	3-1-2-0	3-1-1-1	3-0-2-0	2-0-0-0
SHU	—	0-1-0-0	—	—	3-2-1-1	1-0-0-1	4-0-1-1	2-1-1-0	—	—	4-0-0-0	2-1-1-4	4-0-0-0	2-2-1-0	4-1-1-1
SHU	—	—	—	2-0-1-0	4-0-1-0	3-1-0-0	1-0-0-0	4-0-1-0	—	1-0-0-0	3-1-3-1	3-0-0-0	3-0-0-0	4-1-1-0	5-0-0-1
UTA	—	PR	—	1-0-0-0	5-1-2-0	3-0-0-0	4-0-1-1	4-1-2-0	—	—	3-0-1-0	5-1-2-2	3-0-1-0	4-0-0-0	2-0-1-0
KSU	—	1-0-0-0	—	4-0-0-0	4-0-1-0	4-1-2-3	1-0-0-0	3-1-1-0	—	PH	3-0-1-0	4-1-0-0	4-1-1-0	3-0-0-0	3-0-0-0
KSU	—	PR	—	—	3-1-1-0	5-2-2-0	—	5-1-1-0	—	2-1-1-1	4-0-1-1	4-0-0-1	4-1-1-0	3-1-0-0	5-1-2-1
KSU	—	—	—	—	5-2-3-3	4-0-2-1	3-0-0-1	4-1-1-0	—	4-0-0-0	4-1-1-0	4-2-2-1	1-0-0-0	4-2-2-1	5-2-2-2
DBU	—	—	—	—	3-0-0-0	3-1-0-0	—	3-1-1-0	—	4-0-2-1	4-0-2-2	4-1-1-0	3-0-0-0	5-0-0-0	4-0-2-0



# 2019 TCU BASEBALL



## #3 AUSTIN HENRY INF • 6-0 • 205 • R/R • RJR ANN ARBOR, MICH. WALTERS STATE CC

### HENRY'S CAREER STATS

Yr.	Avg	GP-GS	AB	R	H	2B	3B	HR	RBI	SLG	BB	SO	SB-A
'19	.293	39-39	147	31	43	4	1	4	31	.415	21	31	10-12

### Season Highs

Hits.....	4 vs. Stephen F. Austin 3/5
Runs.....	4 vs. Grand Canyon 2/23
RBI.....	5, twice
HR.....	1, four times
SB.....	2, three times
Last HR.....	@ Kansas State 4/18/19

### Career Highs

Hits.....	4 vs. Stephen F. Austin 3/5/19
Runs.....	4 vs. Grand Canyon 2/23/19
RBI.....	5, twice
HR.....	1, four times
SB.....	2, three times

### Career Highlights:

- Started 39 games (39 at second base)
- Hit safely in 25 games and reached base safely in 32 games
- Has 14 multi-hit games and eight multi-RBI contests



## #4 JOHNNY RIZER OF • 6-0 • 192 • L/L • SR CYPRESS, TEXAS BLINN COLLEGE

### RIZER'S CAREER STATS

Yr.	Avg	GP-GS	AB	R	H	2B	3B	HR	RBI	SLG	BB	SO	SB-A
'16*	.000	21-1	14	2	0	0	0	0	0	.000	0	2	0-0
'18	.231	41-34	130	24	30	7	3	3	13	.400	22	29	5-7
'19	.305	39-39	141	29	43	8	1	5	23	.482	21	25	7-11
Tot	.256	102-74	285	53	73	15	4	8	36	.421	43	56	12-18

\* - indicates totals at Louisiana-Lafayette

### Season Highs

Hits.....	3 vs. Grand Canyon 2/23
Runs.....	3, twice
RBI.....	4 vs. Seton Hall 4/12
HR.....	1, five times
SB.....	2 vs. Seton Hall 4/12
Last HR.....	vs. Seton Hall 4/12/19

### Career Highs

Hits.....	3 vs. Grand Canyon 2/23/19
Runs.....	3, three times
RBI.....	4 vs. Seton Hall 4/12/19
HR.....	1, seven times
SB.....	2 vs. Seton Hall 4/12/19

### Career Highlights:

- Made 80 appearances (74 starts, five as a pinch hitter and two as a defensive replacement)
- Made 74 starts (72 in center field, two as the designated hitter)
- Hit safely in 48 games and reached base safely in 63 games
- Has 24 multi-hit games and nine multi-RBI games



## #5 ADAM OVIEDO INF • 6-0 • 205 • R/R • SO GRANDVIEW, TEXAS ALVARADO HS

### OVIEDO'S CAREER STATS

Yr.	Avg	GP-GS	AB	R	H	2B	3B	HR	RBI	SLG	BB	SO	SB-A
'18	.228	55-55	202	21	46	6	0	0	25	.257	26	60	4-7
'19	.311	30-28	103	18	32	7	1	3	25	.485	14	19	0-3
Tot	.256	85-83	305	39	78	13	1	3	50	.334	40	79	4-10

### Season Highs

Hits.....	3, twice
Runs.....	3, twice
RBI.....	4, twice
HR.....	1, three times
SB.....	N/A
Last HR.....	vs. Oklahoma State 3/29/19

### Career Highs

Hits.....	3, five times
Runs.....	3, twice
RBI.....	4, twice
HR.....	1, three times
SB.....	1, four times

### Career Highlights:

- Made 85 appearances (83 starts, one as a pinch hitter and one as a pinch runner)
- Made 83 starts (81 at shortstop and two at third base)
- Hit safely in 55 games and reached base safely in 66 games
- Has 19 multiple-hit games and 13 multi-RBI games



## #6 HUNTER WOLFE INF • 6-0 • 190 • R/R • RJR KINGSFORT, TENN. WALTERS STATE CC

### WOLFE'S CAREER STATS

Yr.	Avg	GP-GS	AB	R	H	2B	3B	HR	RBI	SLG	BB	SO	SB-A
'19	.286	32-32	112	23	32	3	1	4	15	.438	22	31	11-13

### Season Highs

Hits.....	3, twice
Runs.....	3 vs. Abilene Christian 2/20
RBI.....	3 vs. Texas 3/24
HR.....	1, four times
SB.....	2, three times
Last HR.....	@ Kansas State 4/20/19

### Career Highs

Hits.....	3, twice
Runs.....	3 vs. Abilene Christian 2/20/19
RBI.....	3 vs. Texas 3/24/19
HR.....	1, four times
SB.....	2, three times

### Career Highlights:

- Started 29 games (12 at shortstop, three as the designated hitter and and 17 in right field)
- Hit safely in 20 games and reached base safely in 26 games
- Has nine multi-hit games and four multi-RBI contest

# 2019 TCU BASEBALL



## #7 JOSH WATSON OF • 5-11 • 205 • S/R • SR ARLINGTON, TEXAS MARTIN HS

### WATSON'S CAREER STATS

Yr.	Avg	GP-GS	AB	R	H	2B	3B	HR	RBI	SLG	BB	SO	SB-A
'16	.280	67-67	243	52	68	12	5	11	44	.506	43	65	12-15
'17	.239	68-68	230	35	55	11	1	1	38	.309	43	64	7-11
'18	.305	56-56	210	55	64	10	3	8	32	.495	40	47	8-9
'19	.318	39-39	151	36	48	13	0	5	24	.503	26	23	8-10
Tot	.282	230-230	834	178	235	46	9	25	138	.448	152	199	35-45

### Season Highs

Hits.....4, twice  
Runs.....4 vs. Eastern Michigan 3/16  
RBI.....3, four times  
HR.....1, five times  
SB.....1, eight times  
Last HR.....@ Kansas State 4/20/19

### Career Highs

Hits.....4, four times  
Runs.....4 vs. Eastern Michigan 3/16/19  
RBI.....4, three times  
HR.....2 vs. UTRGV 3/6/18  
SB.....2 vs. Texas Tech 5/1/16

### Career Highlights:

- Drafted in the 35th round in 2018 (Brewers)
- Played in every game over the course of his career
- Started 230 games (227 games in left field and two in right field)
- Hit safely in 155 games and reached base safely in 199 games
- Has 62 multi-hit games and 36 multiple-RBI contest



## #9 CONNER SHEPHERD INF • 6-1 • 210 • L/R • RJR UPLAND, CALIF. MT. SAN ANTONIO COLLEGE

### SHEPHERD'S CAREER STATS

Yr.	Avg	GP-GS	AB	R	H	2B	3B	HR	RBI	SLG	BB	SO	SB-A
'18	.208	54-53	183	29	38	6	1	7	26	.366	31	55	4-4
'19	.278	34-25	97	20	27	3	1	4	13	.454	18	24	3-3
Tot	.232	88-78	280	49	65	9	2	11	39	.396	49	79	7-7

### Season Highs

Hits.....3 vs. Grand Canyon 2/23  
Runs.....2, twice  
RBI.....4 vs. Eastern Michigan 3/15  
HR.....1, four times  
SB.....1, three times  
Last HR.....@ Dallas Baptist 4/9/19

### Career Highs

Hits.....3, three times  
Runs.....3 at UT Arlington 4/18/18  
RBI.....4, twice  
HR.....1, 11 times  
SB.....1, seven times

### Career Highlights:

- Made 88 appearances (78 starts, three as a pinch hitter and six as a defensive replacement)
- Made 78 starts (78 at third base)
- Hit safely in 46 games and reached base safely in 64 games
- Has 15 multiple-hit games and seven multi-RBI games



## #10 ZACH HUMPHREYS C • 5-10 • 190 • R/R • JR MIDLOTHIAN, TEXAS MIDLOTHIAN HS

### HUMPHREYS' CAREER STATS

Yr.	Avg	GP-GS	AB	R	H	2B	3B	HR	RBI	SLG	BB	SO	SB-A
'17	.267	33-27	101	25	27	3	2	2	19	.396	17	20	3-4
'18	.225	53-46	178	25	40	3	2	0	27	.264	35	23	7-9
'19	.254	24-18	67	14	17	3	1	2	15	.418	7	9	1-1
Tot	.243	110-91	346	64	84	9	5	2	61	.332	59	52	11-14

### Season Highs


Hits.....2, four times  
Runs.....3 vs. Grand Canyon 2/23  
RBI.....5 vs. Grand Canyon 2/23  
HR.....2 vs. Grand Canyon 2/23  
SB.....1 vs. Eastern Michigan 3/15  
Last HR.....vs. Grand Canyon 2/23

### Career Highs

Hits.....3, three times  
Runs.....3, twice  
RBI.....5 vs. Grand Canyon 2/23/19  
HR.....2 vs. Grand Canyon 2/23/19  
SB.....1, 11 times

### Career Highlights:

- Made 110 appearances (91 starts, six as a pinch hitter, 11 as a defensive replacement and two as a pinch runner)
- Made 91 starts (69 at catcher, 16 as the designated hitter and six at third base)
- Hit safely in 62 games and reached base safely in 82 games
- Has 16 multiple-RBI games and 19 multi-hit games



## #15 ANDREW KEEFER INF/OF • 6-2 • 205 • R/R • JR ALLEN, TEXAS WEATHERFORD COLLEGE

### KEEFER'S CAREER STATS

Yr.	Avg	GP-GS	AB	R	H	2B	3B	HR	RBI	SLG	BB	SO	SB-A
'19	.272	27-24	92	10	25	3	0	2	19	.370	9	14	2-3

### Season Highs

Hits.....3, twice  
Runs.....2, twice  
RBI.....4 vs. Houston 3/1  
HR.....1, twice  
SB.....1, twice  
Last HR.....@ Long Beach State 3/10/19


### Career Highs

Hits.....3, twice  
Runs.....2, twice  
RBI.....2 vs. Houston 3/1/19  
HR.....1, twice  
SB.....1, twice

### Career Highlights:

- Appeared in 287 games (24 as a starter, two as a pinch hitter and one as a defensive replacement)
- Started 24 games (20 in right field and four as the designated hitter)
- Hit safely in 16 games and reached base safely in 20 games
- Has seven multi-hit games and six multi-RBI games

# 2019 TCU BASEBALL



**#16 DEAN FREW**  
**INF • 6-0 • 198 • R/R • JR**  
**SYDNEY, AUSTRALIA**  
**HILL COLLEGE**

## FREW'S CAREER STATS

Yr.	Avg	GP-GS	AB	R	H	2B	3B	HR	RBI	SLG	BB	SO	SB-A
'19	.167	9-0	6	1	1	1	0	0	2	.333	3	2	0-0

## Season Highs

Hits.....	1 vs. Stephen F. Austin 3/5
Runs.....	1 vs. Abilene Christian 2/20
RBI.....	1, twice
HR.....	N/A
SB.....	N/A
Last HR.....	N/A

## Career Highs

Hits.....	1 vs. Stephen F. Austin 3/5/19
Runs.....	1 vs. Abilene Christian 2/20/19
RBI.....	1, twice
HR.....	N/A
SB.....	N/A

## Career Highlights:

- Appeared in nine games (six as a defensive replacement and three as a pinch hitter)
- Reached base safely in three games and hit safely in one



**#18 BOBBY GOODLOE**  
**INF • 5-11 • 160 • L/R • FR**  
**GODLEY, TEXAS**  
**GODLEY HS**

## GOODLOE'S CAREER STATS

Yr.	Avg	GP-GS	AB	R	H	2B	3B	HR	RBI	SLG	BB	SO	SB-A
'19	.270	24-18	63	9	17	3	1	0	10	.349	13	10	1-1

## Season Highs


Hits.....	2, three times
Runs.....	2 vs. Oklahoma State 3/30
RBI.....	2, three times
HR.....	N/A
SB.....	1 vs. UT Arlington 3/19
Last HR.....	N/A

## Career Highs

Hits.....	2, three times
Runs.....	2 vs. Oklahoma State 3/30/19
RBI.....	2, three times
HR.....	N/A
SB.....	1 vs. UT Arlington 3/19/19

## Career Highlights:

- Played in 24 games (18 starts, four as a pinch hitter and two as a defensive replacement)
- Started 18 games (seven at third base, one at shortstop and 10 as the designated hitter)
- Hit safely in 13 games and reached base safely in 17 games
- Tallied three multi-hit game and three multi-RBI games



**#19 JAKE GUENTHER**  
**INF • 6-4 • 230 • L/L • RJR**  
**OSHKOSH, WISC.**  
**SACRAMENTO CITY COLLEGE**

## GUENTHER'S CAREER STATS

Yr.	Avg	GP-GS	AB	R	H	2B	3B	HR	RBI	SLG	BB	SO	SB-A
'19	.388	39-39	139	30	54	11	1	5	31	.590	29	15	10-10

## Season Highs

Hits.....	3, six times
Runs.....	3 vs. Stephen F. Austin 3/5
RBI.....	4 vs. Grand Canyon 2/23
HR.....	1, five times
SB.....	2, twice
Last HR.....	@ Kansas State 4/20/19

## Career Highs

Hits.....	3, six times
Runs.....	3 vs. Stephen F. Austin 3/5/19
RBI.....	4 vs. Grand Canyon 2/23/19
HR.....	1, five times
SB.....	2, twice

## Career Highlights:

- Started 39 games (39 at first base)
- Hit safely in 32 games and reached base safely in 39 games
- Has 16 multi-hit game and seven multi-RBI game



**#25 BRAD CZERNIEJEWSKI**  
**OF • 6-2 • 200 • R/R • RFR**  
**LAKE FOREST, ILL.**  
**LAKE FOREST HS**

## CZERNIEJEWSKI'S CAREER STATS

Yr.	Avg	GP-GS	AB	R	H	2B	3B	HR	RBI	SLG	BB	SO	SB-A
'19	.000	13-0	9	3	0	0	0	0	1	.000	0	7	0-0

## Season Highs

Hits.....	N/A
Runs.....	1, twice
RBI.....	1 vs. Eastern Michigan 3/17
HR.....	N/A
SB.....	N/A
Last HR.....	N/A

## Career Highs

Hits.....	N/A
Runs.....	1, twice
RBI.....	1 vs. Eastern Michigan 3/17/19
HR.....	N/A
SB.....	N/A

## Career Highlights

- Redshirted his first season on campus
- Selected as a second-team All-USA Illinois Baseball team performer by USA Today as a junior
- Named a Rawlings-Perfect Game Honorable Mention All-American as a senior
- Two-time North Shore all-area performer

# 2019 TCU BASEBALL



**#34 ALEX ISOLA**  
**C • 6-1 • 215 • R/R • JR**  
**LINCOLN, CALIF.**  
**YAVAPAI COLLEGE**

## ISOLA CAREER STATS

Yr.	Avg	GP-GS	AB	R	H	2B	3B	HR	RBI	SLG	BB	SO	SB-A
'17	.250	12-6	24	3	6	1	0	0	4	.292	3	3	0-0
'19	.310	37-34	129	24	40	5	0	4	23	.442	19	28	2-2
Tot	.301	49-40	153	27	46	6	0	4	27	.418	22	31	2-2

## Season Highs

Hits.....	3, twice
Runs.....	3 vs. Houston 3/1
RBI.....	3, three times
HR.....	1, four times
SB.....	1, twice
Last HR.....	vs. Eastern Michigan 3/16/19

## Career Highs

Hits.....	3, twice
Runs.....	3 vs. Houston 3/1/19
RBI.....	3, three times
HR.....	1, four times
SB.....	1, twice

## Career Highlights:

- Played in 37 games (34 starts and three as a pinch hitter)
- Started 34 game (27 at catcher and seven as a designated hitter)
- Hit safely in 30 games and reached base safely in 32 games
- Started six games at catcher out of 12 appearances for the Utes



**#38 NICK JUAIRE**  
**C • 5-7 • 175 • S/R • FR**  
**FARMINGTON, MINN.**  
**LAKEVILLE NORTH HS**

## JUAIRE'S CAREER STATS

Yr.	Avg	GP-GS	AB	R	H	2B	3B	HR	RBI	SLG	BB	SO	SB-A
'19													

## Season Highs

Hits.....	N/A
Runs.....	N/A
RBI.....	N/A
HR.....	N/A
SB.....	N/A
Last HR.....	N/A

## Career Highs

Hits.....	N/A
Runs.....	N/A
RBI.....	N/A
HR.....	N/A
SB.....	N/A

## Career Highlights:

- Was a four-year letterwinner at Lakeville North High School
- Earned all-state honors as a junior and senior
- Was the 2018 Star Tribune Metro Player of the Year
- Hit .500 with six home runs and 28 RBIs as a senior



**#12 NICK LODOLO**  
**LHP • 6-6 • 195 • L/L • JR**  
**LAVERNE, CALIF.**  
**DAMIEN HS**

## LODOLO'S CAREER STATS

Yr.	ERA	W-L	G-GS	CG	SH/CB	SV	IP	H	R	ER	BB	SO	WP	HP
'17	4.35	5-1	17-15	0	0/2	0	78.2	76	41	38	28	72	9	10
'18	4.32	7-4	16-15	0	0/1	0	77.0	80	44	37	28	93	1	14
'19	2.20	5-3	10-10	1	0/0	0	65.1	51	23	16	12	77	1	3
Tot	3.71	17-10	43-40	1	0/3	0	221.0	207	108	91	68	242	11	27

## Season Highs

SO.....	13, twice
Walks.....	4 vs. Eastern Michigan 3/15
Hits.....	10 @ Oklahoma 4/5
IP.....	8.0 vs. Texas 3/22
ER.....	7 @ Kansas State 4/18

## Career Highs

SO.....	13, three times
Walks.....	5 vs. Texas Tech 4/27/18
Hits.....	10 @ Oklahoma 4/5/19
IP.....	8.0, twice
ER.....	7 @ Kansas State 4/18/19

## Career Highlights:

- Preseason All-American and all-conference by various publications
- Selected by the Pittsburgh Pirates with the 41st overall pick in the 2016 MLB Draft
- Was the highest unsigned draft pick in 2016
- TCU is 28-12 in games he starts
- TCU is 29-13 in games he pitches
- Has held opponents scoreless in all three relief appearances
- Has 13 career quality starts



**#13 BRANDON WILLIAMSON**  
**LHP • 6-6 • 210 • L/L • JR**  
**WELCOME, MINN.**  
**NORTH IOWA AREA C.C.**

## WILLIAMSON'S CAREER STATS

Yr.	ERA	W-L	G-GS	CG	SH/CB	SV	IP	H	R	ER	BB	SO	WP	HP
'19	4.63	3-2	10-10	0	0/0	0	44.2	48	30	23	20	49	3	2

## Season Highs

SO.....	8 vs. Kansas State 4/20
Walks.....	3, four times
Hits.....	9 vs. Seton Hall 4/14
IP.....	6.2 vs. Kansas State 4/20
ER.....	5 vs. Oklahoma State 3/31

## Career Highs

SO.....	8 vs. Kansas State 4/20/19
Walks.....	3, four times
Hits.....	9 vs. Seton Hall 4/14/19
IP.....	6.2 vs. Kansas State 4/20/19
ER.....	5 vs. Oklahoma State 3/31/19

## Career Highlights:

- Team is 6-4 in games he starts
- Spent two seasons at North Iowa Area Community College
- Drafted in the 36th round of the 2018 MLB draft by Milwaukee
- Fanned 104 batters as a sophomore, setting a school record

## Season Highs

SO.....	8 vs. Kansas State 4/20
Walks.....	3, four times
Hits.....	9 vs. Seton Hall 4/14
IP.....	6.2 vs. Kansas State 4/20
ER.....	5 vs. Oklahoma State 3/31

## Career Highs

SO.....	8 vs. Kansas State 4/20/19
Walks.....	3, four times
Hits.....	9 vs. Seton Hall 4/14/19
IP.....	6.2 vs. Kansas State 4/20/19
ER.....	5 vs. Oklahoma State 3/31/19

Date	Opponent	W-L-SV	ERA	IP	H	R	ER	BB	SO	HP	BF
2/17	vs. Vanderbilt*	0-0-0	2.45	3.2	4	1	1	1	7	0	16
2/24	Grand Canyon*	1-0-0	2.08	5.0	4	3	1	3	5	0	23
3/2	vs. Texas A&M*	1-1-0	1.98	5.0	2	1	1	3	5	0	19
3/10	@ Long Beach St.*	1-1-0	3.45	2.0	6	4	3	1	1	1	13
3/17	Eastern Michigan*	2-1-0	2.61	5.0	6	0	0	0	5	0	21
3/24	Texas*	2-1-0	3.42	3.0	7	5	3	3	5	0	20
3/31	Oklahoma State*	2-1-0	4.67	3.1	5	6	5	3	4	0	18
4/7	@ Oklahoma*	3-1-0	4.36	6.0	4	2	2	2	5	0	24
4/14	Seton Hall*	3-2-0	4.74	5.0	9	5	4	2	4	0	25
4/20	@ Kansas State*	3-2-0	4.63	6.2	1	3	3	2	8	1	24



# 2019 TCU BASEBALL



## #20 CAL COUGHLIN RHP • 6-1 • 225 • S/R • JR LAKE FOREST, ILL. LAKE FOREST HS

### COUGHLIN'S CAREER STATS

Yr.	ERA	W-L	G-GS	CG	SH/CB	SV	IP	H	R	ER	BB	SO	WP	HP
'17	1.59	1-0	23-0	0	0/0	0	22.2	17	5	4	11	22	1	2
'18	1.44	2-2	27-0	0	0/3	3	31.1	19	6	5	8	22	4	2
'19	10.38	1-0	14-0	0	0/0	0	8.2	12	11	10	12	9	3	1
Tot	2.73	4-2	64-0	0	0/3	3	62.2	48	22	18	31	53	8	5

#### Career Highlights:

- TCU is 36-28 in games he pitches
- Held opponents scoreless in 49 of 64 appearances
- Has stranded 39 of 71 inherited base runners

### Season Highs

SO	2 vs. Abilene Christian 2/20
Walks	3 vs. Eastern Michigan 3/15
Hits	2, three times
IP	1.0, five times
ER	2, four times

### Career Highs

SO	3 vs. Texas 5/5/17
Walks	3 vs. Eastern Michigan 3/15/19
Hits	3, twice
IP	2.0, four times
ER	2, five times

Date	Opponent	W-L-SV	ERA	IP	H	R	ER	BB	SO	HP	BF
2/20	Abilene Christian	0-0-0	0.00	1.0	0	0	0	1	2	0	4
2/22	Grand Canyon	0-0-0	0.00	1.0	1	0	0	0	0	0	3
3/1	vs. Houston	0-0-0	6.00	1.2	2	2	2	2	0	0	7
3/3	vs. Rice	0-0-0	4.91	0.2	1	0	0	0	1	0	4
3/10	@ Long Beach St.	0-0-0	3.86	1.0	0	0	0	1	1	0	4
3/12	@ San Diego	0-0-0	7.71	0.0	2	2	2	0	0	0	2
3/15	Eastern Michigan	0-0-0	9.53	1.0	2	2	2	3	1	0	8
3/19	UT Arlington	0-0-0	9.53	0.0	0	0	0	0	0	1	1
3/29	Oklahoma State	0-0-0	10.80	1.0	1	2	2	2	1	0	6
3/31	Oklahoma State	0-0-0	10.29	0.1	1	0	0	0	0	0	1
4/2	UT Arlington	1-0-0	9.82	0.1	0	0	0	0	1	0	1
4/7	@ Oklahoma	1-0-0	10.57	0.1	0	2	1	2	1	0	3
4/14	Seton Hall	1-0-0	10.80	0.2	1	1	1	1	1	0	4
4/20	@ Kansas State	1-0-0	10.38	0.1	1	0	0	0	0	0	2



## #21 CHARLES KING RHP • 6-5 • 210 • R/R • JR COPELL, TEXAS COPELL HS

### KING'S CAREER STATS

Yr.	ERA	W-L	G-GS	CG	SH/CB	SV	IP	H	R	ER	BB	SO	WP	HP
'17	5.44	1-3	20-1	0	0/0	1	46.1	56	33	28	17	37	6	3
'18	3.12	2-2	16-4	0	0/0	1	40.1	48	18	14	13	30	4	3
'19	2.66	3-1	14-3	1	0/0	1	47.1	49	21	14	7	30	0	0
Tot	3.76	6-6	50-8	1	0/0	3	134.0	153	72	56	37	97	10	6

#### Career Highlights:

- Team is 29-21 in games he pitches
- Team is 5-3 in games he starts
- Has held opponents scoreless in 19 of his 42 relief appearances
- Has stranded 30 of 43 inherited runners

### Season Highs

SO	6 @ Kansas State 4/19
Walks	2, twice
Hits	10 @ Oklahoma 4/6
IP	9.0 @ Kansas State 4/19
ER	4 vs. Seton Hall 4/12

### Career Highs

SO	6 @ Kansas State 4/19/19
Walks	2, 11 times
Hits	10, twice
IP	9.0 @ Kansas State 4/19/19
ER	5 @ Texas Tech 4/30/17

Date	Opponent	W-L-SV	ERA	IP	H	R	ER	BB	SO	HP	BF
2/15	vs. CS Fullerton	0-0-0	0.00	3.0	3	0	0	0	3	0	11
2/22	Grand Canyon	0-0-0	4.50	1.0	3	2	2	0	1	0	6
2/24	Grand Canyon	0-0-0	3.18	1.2	1	2	0	1	2	0	8
3/1	vs. Houston	0-0-1	3.00	0.1	0	0	0	0	0	0	2
3/3	vs. Rice	0-0-1	5.19	2.2	5	3	3	0	2	0	13
3/10	@ Long Beach St.	1-0-1	3.29	5.0	1	0	0	1	2	0	16
3/17	Eastern Michigan	1-0-1	3.07	1.0	2	0	0	0	0	0	5
3/19	UT Arlington	1-0-1	3.12	2.2	2	1	1	0	1	0	11
3/24	Texas	1-0-1	2.66	3.0	5	2	0	0	1	0	15
3/30	Oklahoma State	1-0-1	2.53	1.0	2	0	0	0	0	0	5
3/31	Oklahoma State	1-1-1	2.36	5.1	2	3	1	2	4	0	22
4/6	@ Oklahoma*	2-1-1	2.41	7.0	10	2	2	1	5	0	31
4/12	Seton Hall*	2-1-1	3.05	4.2	7	5	4	0	3	0	23
4/19	@ Kansas State*	3-1-1	2.66	9.0	6	1	1	2	6	0	33



## #23 HAYLEN GREEN LHP • 6-0 • 185 • L/L • JR LUFKIN, TEXAS LUFKIN HS

### GREEN'S CAREER STATS

Yr.	ERA	W-L	G-GS	CG	SH/CB	SV	IP	H	R	ER	BB	SO	WP	HP
'17	3.10	2-1	15-2	0	0/1	0	20.1	11	9	7	9	24	2	3
'18	4.29	2-2	16-5	1	1/0	0	42.0	30	25	20	19	41	5	5
'19	5.62	2-1	12-3	0	0/0	0	24.0	28	17	15	12	22	4	0
Tot	4.38	6-4	43-10	1	1/1	0	86.1	69	51	42	40	87	11	8

#### Career Highlights:

- TCU is 22-21 in games he pitches
- TCU is 6-4 in games he starts
- Held opponents scoreless in 18 of 33 relief appearances
- Has stranded 15 of 26 inherited runners

### Season Highs

SO	6 @ UT Arlington 4/16
Walks	4 vs. Abilene Christian 2/20
Hits	4, three times
IP	5.0 vs. Stephen F. Austin 3/5
ER	3, three times

### Career Highs

SO	11 vs. Lamar 5/6/18
Walks	5 @ Baylor 4/21/18
Hits	6, twice
IP	9.0 vs. Lamar 5/6/18
ER	5, twice

Date	Opponent	W-L-SV	ERA	IP	H	R	ER	BB	SO	HP	BF
2/20	Abilene Christian*	0-0-0	2.45	3.2	3	3	1	4	4	0	19
3/5	Stephen F. Austin*	1-0-0	1.04	5.0	2	0	0	2	5	0	19
3/12	@ San Diego	1-0-0	3.48	1.2	4	3	3	2	2	0	11
3/19	UT Arlington	2-0-0	3.38	3.0	3	1	1	0	0	0	10
3/23	Texas	2-0-0	3.60	1.2	1	1	1	2	1	0	8
3/30	Oklahoma State*	2-0-0	4.86	1.2	4	3	3	0	0	0	9
4/2	UT Arlington	2-0-0	4.82	2.0	3	1	1	0	1	0	8
4/9	@ Dallas Baptist	2-1-0	5.85	1.1	2	3	3	2	2	0	8
4/14	Seton Hall	2-1-0	5.75	0.1	0	0	0	0	1	0	1
4/16	@ UT Arlington	2-1-0	5.09	2.2	0	0	0	0	6	0	8
4/20	@ Kansas State	2-1-0	5.09	0.0	2	0	0	0	0	0	2
4/23	Dallas Baptist	2-1-0	5.62	1.0	4	2	2	0	0	0	7

# 2019 TCU BASEBALL



## #24 JAKE EISSLER RHP • 6-1 • 215 • R/R • JR LITTLETON, COLO. THUNDER RIDGE HS

### EISSLER'S CAREER STATS

Yr.	ERA	W-L	G-GS	CG	SH/CB	SV	IP	H	R	ER	BB	SO	WP	HP
'17	5.02	4-0	18-1	0	0/1	1	37.2	49	24	21	12	38	4	4
'18	3.24	5-1	18-3	0	0/0	1	41.2	37	16	15	5	58	0	3
'19	6.10	3-4	13-3	0	0/0	0	38.1	44	29	26	9	41	3	3
Tot	4.74	12-5	49-7	0	0/1	2	117.2	130	69	62	26	137	7	10

#### Career Highlights:

- Team is 25-22 in games he pitches
- TCU is 4-3 in games he starts
- Has held opponents scoreless in 19 of his 42 relief appearances
- Has stranded 20 of 32 inherited runners

Season Highs	
SO.....	7 vs. Grand Canyon 2/23
Walks.....	2, twice
Hits.....	7, twice
IP.....	6.0 vs. Eastern Michigan 3/16
ER.....	9 @ Long Beach State 3/9

Career Highs	
SO.....	12 vs. Lamar 5/5/18
Walks.....	2, five times
Hits.....	7, three times
IP.....	6.0, twice
ER.....	9 @ Long Beach State 3/9/19

Date	Opponent	W-L-SV	ERA	IP	H	R	ER	BB	SO	HP	BF
2/17	vs. Vanderbilt	1-0-0	1.69	5.1	3	1	1	1	3	0	20
2/23	Grand Canyon	2-0-0	1.64	5.2	1	1	1	0	7	0	18
3/2	vs. Texas A&M	2-0-0	1.29	3.0	2	0	0	0	3	0	10
3/9	@ Long Beach St.*	2-1-0	6.06	2.1	7	9	9	1	2	2	18
3/16	Eastern Michigan*	3-1-0	6.04	6.0	7	4	4	0	6	0	25
3/23	Texas*	3-2-0	7.77	2.0	5	6	6	2	2	0	13
3/30	Oklahoma State	3-2-0	6.99	4.0	3	1	1	2	6	0	17
4/5	@ Oklahoma	3-3-0	6.68	2.2	3	1	1	1	1	0	12
4/7	@ Oklahoma	3-3-0	6.27	2.0	1	0	0	1	2	0	8
4/12	Seton Hall	3-3-0	5.80	2.2	5	1	0	0	6	0	13
4/14	Seton Hall	3-3-0	5.94	0.2	3	1	1	0	1	0	5
4/20	@ Kansas State	3-3-0	6.44	0.0	2	2	2	0	0	1	3
4/23	Dallas Baptist	3-4-0	6.10	2.0	2	2	0	1	2	0	9



## #26 MATT RUDIS RHP • 6-3 • 195 • R/R • FR MADISONVILLE, TEXAS MADISONVILLE HS

### RUDIS' CAREER STATS

Yr.	ERA	W-L	G-GS	CG	SH/CB	SV	IP	H	R	ER	BB	SO	WP	HP
'19	7.36	0-0	7-0	0	0/0	0	7.1	5	8	6	9	13	1	1


#### Career Highlights:

- Named the district Co-MVP as a senior
- Was a first-team all-state pitcher as a junior and senior
- Tabbed as the district Pitcher of the Year as a freshman
- Tossed three no-hitters and one perfect game during his prep career
- Two-time high school All-American
- Father, Mark, was a catcher at TCU from 1991-92

Season Highs	
SO.....	3 vs. Texas 3/23
Walks.....	3, twice
Hits.....	3 vs. Texas 3/23
IP.....	1.2 @ Long Beach State 3/9
ER.....	5 vs. Texas 3/23

Career Highs	
SO.....	3 vs. Texas 3/23/19
Walks.....	3, twice
Hits.....	3 vs. Texas 3/23/19
IP.....	1.2 @ Long Beach State 3/9/19
ER.....	5 vs. Texas 3/23/19

Date	Opponent	W-L-SV	ERA	IP	H	R	ER	BB	SO	HP	BF
3/5	Stephen F. Austin	0-0-0	0.00	1.0	0	0	0	0	2	0	3
3/9	@ Long Beach St.	0-0-0	3.38	1.2	2	1	1	3	2	0	10
3/15	Eastern Michigan	0-0-0	2.45	1.0	0	0	0	0	2	0	3
3/23	Texas	0-0-0	11.57	1.0	3	5	5	3	3	0	9
4/14	Seton Hall	0-0-0	9.53	1.0	0	0	0	0	2	1	4
4/16	@ UT Arlington	0-0-0	8.10	1.0	0	0	0	1	1	0	4
4/23	Dallas Baptist	0-0-0	7.36	0.2	0	2	0	2	1	0	4



## #29 AUGIE MIHLBAUER LHP • 6-0 • 190 • L/L • SO MUKWONAGO, WISC. MUKWONAGO HS

### MIHLBAUER'S CAREER STATS

Yr.	ERA	W-L	G-GS	CG	SH/CB	SV	IP	H	R	ER	BB	SO	WP	HP
'18	1.59	1-1	23-0	0	0/3	0	22.2	15	4	4	16	29	1	3
'19	1.50	1-2	18-0	0	0/0	0	12.0	15	6	2	9	14	1	1
Tot	1.56	2-3	41-0	0	0/3	0	34.2	30	10	6	25	43	2	4

#### Career Highlights:

- Team is 24-17 in games he pitches
- Held opponents scoreless in 34 of 41 relief appearances
- Has stranded 28 of 47 inherited runners

Season Highs	
SO.....	3, twice
Walks.....	2, twice
Hits.....	3 @ San Diego 3/12
IP.....	1.2, twice
ER.....	1, twice

Career Highs	
SO.....	4, twice
Walks.....	3 @ Dallas Baptist 4/3
Hits.....	3 vs. Stephen F. Austin 4/24/18
IP.....	2.1 vs. Kansas State 3/23/18
ER.....	2, twice

Date	Opponent	W-L-SV	ERA	IP	H	R	ER	BB	SO	HP	BF
2/16	vs. Virginia	1-0-0	0.00	1.2	1	0	0	2	2	0	8
2/20	Abilene Christian	1-0-0	0.00	0.2	1	0	0	0	1	0	3
2/24	Grand Canyon	1-0-0	0.00	0.1	1	0	0	0	0	0	2
3/1	vs. Houston	1-0-0	0.00	0.0	0	0	0	1	0	0	1
3/10	@ Long Beach St.	1-0-0	0.00	0.0	1	0	0	0	0	0	1
3/12	@ San Diego	1-1-0	0.00	1.2	3	2	0	2	3	0	10
3/16	Eastern Michigan	1-1-0	0.00	1.0	1	0	0	0	3	0	4
3/19	UT Arlington	1-1-0	0.00	0.1	0	0	0	0	1	0	1
3/24	Texas	1-1-0	1.50	0.1	1	1	1	1	0	0	3
3/26	UTRGV	1-1-0	1.29	1.0	0	0	0	0	1	1	4
3/30	Oklahoma State	1-1-0	1.12	1.0	1	0	0	0	1	0	4
3/31	Oklahoma State	1-1-0	1.12	0.0	0	0	0	1	0	0	1
4/2	UT Arlington	1-1-0	1.08	0.1	0	0	0	0	0	0	1
4/7	@ Oklahoma	1-1-0	1.04	0.1	0	0	0	0	0	0	1
4/9	@ Dallas Baptist	1-1-0	1.80	1.1	1	1	1	0	1	0	6
4/14	Seton Hall	1-1-0	1.59	1.1	1	0	0	1	1	0	6
4/20	@ Kansas State	1-2-0	1.50	0.2	1	1	0	1	0	0	3
4/23	Dallas Baptist	1-2-0	1.50	0.0	2	1	0	0	0	0	3

# 2019 TCU BASEBALL



## #30 DAWSON BARR RHP • 6-1 • 205 • R/R • FR FLOWER MOUND, TEXAS LIBERTY CHRISTIAN HS

### BARR'S CAREER STATS

Yr.	ERA	W-L	G-GS	CG	SH/CB	SV	IP	H	R	ER	BB	SO	WP	HP
'19	4.42	0-0	10-2	0	0/0	0	18.1	18	13	9	11	20	4	4

#### Career Highlights:

- Team is 6-4 in games he pitches
- TCU is 2-0 in games he starts
- Was a four-year letterwinner at Liberty Christian High School
- Named first-team all-state and first-team all-district as a senior
- Earned honorable mention all-district honors as a sophomore
- Named district Newcomer of the Year as a freshman

### Season Highs

SO.....	4, twice
Walks.....	3 vs. UT Arlington 4/2
Hits.....	5 vs. UT Arlington 4/2
IP.....	4.0 vs. UT Arlington 4/2
ER.....	2, three times

### Career Highs

SO.....	4, twice
Walks.....	3 vs. UT Arlington 4/2/19
Hits.....	3 vs. UT Arlington 4/2/19
IP.....	4.0 vs. UT Arlington 4/2/19
ER.....	2, three times

Date	Opponent	W-L-SV	ERA	IP	H	R	ER	BB	SO	HP	BF
2/20	Abilene Christian	0-0-0	0.00	1.0	0	1	0	1	1	1	6
3/1	vs. Houston	0-0-0	18.00	0.0	1	3	2	2	0	1	4
3/5	Stephen F. Austin	0-0-0	15.43	1.1	1	3	2	2	1	0	7
3/16	Eastern Michigan	0-0-0	10.80	1.0	1	0	0	1	1	0	5
3/23	Texas	0-0-0	8.44	2.0	3	1	1	1	2	0	9
3/26	UTRGV*	0-0-0	7.56	3.0	3	2	2	0	4	1	13
4/2	UT Arlington*	0-0-0	5.11	4.0	5	0	0	3	3	1	19
4/9	@ Dallas Baptist	0-0-0	5.02	2.0	3	2	1	1	1	0	10
4/18	@ Kansas State*	0-0-0	4.15	3.0	0	0	0	0	4	0	9
4/23	Dallas Baptist	0-0-0	4.42	1.0	1	1	1	0	3	0	4



## #31 DALTON BROWN RHP • 6-1 • 212 • R/R • RJR BENBROOK, TEXAS ARLINGTON HEIGHTS HS

### BROWN'S CAREER STATS

Yr.	ERA	W-L	G-GS	CG	SH/CB	SV	IP	H	R	ER	BB	SO	WP	HP
'16	5.00	0-1	10-0	0	0/3	0	9.0	11	5	5	2	11	2	0
'17	5.62	0-0	10-0	0	0/0	1	8.0	7	6	5	6	11	2	2
'18	0.00	0-0	1-0	0	0/0	0	1.0	2	0	0	0	1	0	0
'19	1.64	0-0	9-0	0	0/0	0	11.0	8	2	2	12	18	2	3
Tot	3.72	0-1	30-0	0	0/3	1	29.0	28	13	12	20	41	6	4

#### Career Highlights:

- Team is 18-12 in games he pitches
- Allowed 10 of his 22 inherited runners to score
- Held opponents scoreless in 22 of 30 appearances

### Season Highs

SO.....	4 @ Long Beach State 3/9
Walks.....	3, twice
Hits.....	3 vs. Virginia 2/16
IP.....	2.0 vs. Virginia 2/16
ER.....	1, twice

### Career Highs

SO.....	4 @ Long Beach State 3/9/19
Walks.....	3, twice
Hits.....	4 @ Penn State 5/7/16
IP.....	2.0 vs. Virginia 2/16/19
ER.....	3 @ Texas Tech 4/30/17

Date	Opponent	W-L-SV	ERA	IP	H	R	ER	BB	SO	HP	BF
2/16	vs. Virginia	0-0-0	0.00	2.0	3	0	0	0	2	0	9
2/20	Abilene Christian	0-0-0	0.00	1.0	0	0	0	2	1	0	5
3/9	@ Long Beach St.	0-0-0	0.00	1.1	0	0	0	0	4	1	5
3/12	@ San Diego	0-0-0	1.69	1.0	0	1	1	3	1	1	6
3/24	Texas	0-0-0	1.35	1.1	0	0	0	1	1	1	6
3/30	Oklahoma State	0-0-0	2.57	0.1	1	1	1	1	1	0	3
4/2	UT Arlington	0-0-0	2.08	1.2	1	0	0	3	2	0	9
4/9	@ Dallas Baptist	0-0-0	1.86	1.0	1	0	0	2	3	0	6
4/23	Dallas Baptist	0-0-0	1.64	1.1	2	0	0	0	3	0	6



## #32 JAMES NOTARY RHP • 6-3 • 210 • R/R • SO WESTMINSTER, COLO. BROOMFIELD HS

### NOTARY'S CAREER STATS

Yr.	ERA	W-L	G-GS	CG	SH/CB	SV	IP	H	R	ER	BB	SO	WP	HP
'18	6.17	0-2	12-0	0	0/0	1	11.2	8	10	8	14	20	1	2
'19	5.40	0-0	9-0	0	0/0	1	8.1	10	8	5	6	10	2	2
Tot	5.85	0-2	21-0	0	0/0	2	20.0	18	18	13	20	30	3	4

#### Career Highlights:

- Team is 11-10 in games he pitches
- Stranded five of nine inherited runners
- Held opponents scoreless in 13 of 21 relief appearances

### Season Highs


SO.....	3 @ Long Beach State 3/9
Walks.....	2, three times
Hits.....	4 vs. Grand Canyon 2/23
IP.....	2.0, twice
ER.....	4 vs. Grand Canyon 2/23

### Career Highs

SO.....	3, three times
Walks.....	4 vs. Minnesota 3/18/18
Hits.....	4, twice
IP.....	2.0, four times
ER.....	4, twice

Date	Opponent	W-L-SV	ERA	IP	H	R	ER	BB	SO	HP	BF
2/20	Abilene Christian	0-0-0	0.00	0.1	0	0	0	0	0	0	1
2/23	Grand Canyon	0-0-0	27.00	1.0	4	4	4	2	1	0	9
3/5	Stephen F. Austin	0-0-0	18.00	0.2	0	0	0	2	1	0	4
3/9	@ Long Beach St.	0-0-0	11.25	2.0	3	1	1	0	3	1	10
3/23	Texas	0-0-0	9.00	1.0	0	0	0	0	2	0	3
3/26	UTRGV	0-0-0	6.43	2.0	1	0	0	0	2	0	6
4/2	UT Arlington	0-0-0	5.87	0.2	1	0	0	0	1	0	3
4/7	@ Oklahoma	0-0-1	5.62	0.1	1	0	0	0	0	0	2
4/9	@ Dallas Baptist	0-0-1	5.40	0.1	0	3	0	2	0	1	4

# 2019 TCU BASEBALL



## #36 MARCELO PEREZ RHP • 5-10 • 175 • R/R • FR LAREDO, TEXAS JOHN B. ALEXANDER HS

### PEREZ'S CAREER STATS

Yr.	ERA	W-L	G-GS	CG	SH/CB	SV	IP	H	R	ER	BB	SO	WP	HP
'19	3.93	3-1	15-0	0	0/0	5	18.1	17	10	8	7	24	3	1

#### Career Highlights:

- Team is 12-3 in games he pitches
- Is 5-for-8 in save opportunities
- Member of Mexico's 2012 Little League World Series team

### Season Highs

SO.....	4 @ Long Beach State 3/9
Walks.....	2, three times
Hits.....	5 vs. Kansas State 4/20
IP.....	2.0, three times
ER.....	4 vs. Kansas State 4/20

### Career Highs

SO.....	4 @ Long Beach State 3/9/19
Walks.....	2, three times
Hits.....	5 vs. Kansas State 4/20/19
IP.....	2.0, three times
ER.....	4 vs. Kansas State 4/20/19

Date	Opponent	W-L-SV	ERA	IP	H	R	ER	BB	SO	HP	BF
2/16	vs. Virginia	0-0-0	0.00	1.0	2	1	0	0	1	1	6
2/24	Grand Canyon	0-0-1	0.00	2.0	2	0	0	0	1	0	7
3/1	vs. Houston	0-0-1	0.00	0.2	0	0	0	0	2	0	2
3/5	Stephen F. Austin	0-0-1	0.00	1.0	0	0	0	0	2	0	3
3/8	@ Long Beach St.	0-0-2	0.00	2.0	1	0	0	0	4	0	7
3/10	@ Long Beach St.	0-0-2	0.00	1.0	1	0	0	1	0	0	5
3/17	Eastern Michigan	0-0-3	1.04	1.0	2	1	1	0	2	0	5
3/19	UT Arlington	0-0-3	0.93	1.0	1	0	0	0	1	0	3
3/22	Texas	1-0-3	1.69	1.0	0	1	1	2	0	0	5
3/24	Texas	2-0-3	1.50	1.1	0	0	0	0	2	0	4
3/29	Oklahoma State	2-0-4	1.38	1.0	0	0	0	0	2	0	3
3/30	Oklahoma State	2-1-4	2.57	1.0	2	2	2	0	2	0	5
4/6	@ Oklahoma	2-1-5	2.25	2.0	1	0	0	2	3	0	9
4/12	Seton Hall	3-1-5	2.04	1.2	0	0	0	0	2	0	5
4/20	@ Kansas State	3-1-5	3.93	0.2	5	5	4	2	0	0	10



## #37 SPENCER ARRIGHETTI RHP • 6-2 • 205 • R/R • FR KATY, TEXAS CINCO RANCH HS

### ARRIGHETTI'S CAREER STATS

Yr.	ERA	W-L	G-GS	CG	SH/CB	SV	IP	H	R	ER	BB	SO	WP	HP
'19	6.55	2-0	10-1	0	0/0	0	11.0	12	12	8	5	14	4	1

#### Career Highlights:

- Team is 6-4 in games he pitches
- Was a two-time all-district performer at Cinco Ranch High School
- Set the single-season strikeout record as a senior

### Season Highs

SO.....	5 vs. UTRGV 3/26
Walks.....	2 @ Long Beach State 3/9
Hits.....	3, twice
IP.....	3.0 vs. UTRGV 3/26
ER.....	3 @ Long Beach State 3/9

### Career Highs

SO.....	5 vs. UTRGV 3/26/19
Walks.....	2 @ Long Beach State 3/9/19
Hits.....	3, twice
IP.....	3.0 vs. UTRGV 3/26/19
ER.....	3 @ Long Beach State 3/9/19

Date	Opponent	W-L-SV	ERA	IP	H	R	ER	BB	SO	HP	BF
2/16	vs. Virginia	0-0-0	27.00	0.1	0	1	1	1	1	0	2
2/20	Abilene Christian	1-0-0	5.40	1.1	0	0	0	1	2	0	5
3/3	vs. Rice	1-0-0	10.12	1.0	3	6	2	1	1	1	9
3/9	@ Long Beach St.	1-0-0	16.20	0.2	2	3	3	2	0	0	6
3/12	@ San Diego	1-0-0	14.73	0.1	0	0	0	0	1	0	1
3/16	Eastern Michigan	1-0-0	11.57	1.0	0	0	0	0	1	0	3
3/19	UT Arlington*	1-0-0	9.53	2.0	2	1	1	0	1	0	8
3/23	Texas	1-0-0	7.88	1.1	1	0	0	0	2	0	5
3/26	UTRGV	2-0-0	5.73	3.0	3	0	0	0	5	0	10
4/2	UT Arlington	2-0-0	6.55	0.0	1	1	1	0	0	0	1



## #41 JARED JANCZAK RHP • 6-1 • 210 • R/R • RSR. BELTON, TEXAS BELTON HS

### JANCZAK'S CAREER STATS

Yr.	ERA	W-L	G-GS	CG	SH/CB	SV	IP	H	R	ER	BB	SO	WP	HP
'16	2.61	7-4	26-7	0	0/3	0	82.2	76	31	24	26	80	6	9
'17	2.31	9-2	15-15	0	0/2	0	93.1	60	28	24	24	102	2	9
'18	3.00	1-1	8-8	0	0/0	0	42.0	37	18	14	12	41	0	4
'19	6.53	0-2	7-7	0	0/0	0	20.2	25	19	15	13	9	1	4
Tot	2.90	17-9	56-37	0	0/5	0	238.2	198	96	77	75	232	9	25

#### Career Highlights:

- Drafted in the 32nd round in 2018 (Angels)
- TCU is 37-18 in games he pitches
- TCU is 24-12 in games he starts
- Has stranded eight of his 10 inherited runners
- Held opponents scoreless in 11 of 19 relief appearances
- Owns three career double-digit strikeout games
- Has made 13 quality starts

### Season Highs

SO.....	3 vs. Virginia 2/16
Walks.....	3, three times
Hits.....	6 @ UT Arlington 4/16
IP.....	4.1 @ UT Arlington 4/16
ER.....	4 vs. Grand Canyon 2/23

### Career Highs

SO.....	14 vs. Kansas 3/18/17
Walks.....	5 vs. Florida 6/18/17
Hits.....	9 @ Penn State 5/7/16
IP.....	9.0 @ Kansas State 3/31/17
ER.....	6 @ West Virginia 4/14/17

Date	Opponent	W-L-SV	ERA	IP	H	R	ER	BB	SO	HP	BF
2/16	vs. Virginia*	0-0-0	4.50	4.0	2	2	2	3	3	0	18
2/23	Grand Canyon*	0-0-0	8.53	2.1	4	4	4	3	1	1	15
3/3	vs. Rice*	0-1-0	10.12	1.2	2	3	3	2	0	1	10
3/12	@ San Diego*	0-1-0	7.94	3.1	4	1	1	1	0	1	14
4/9	@ Dallas Baptist*	0-1-0	8.10	2.0	2	2	2	3	2	0	11
4/16	@ UT Arlington*	0-2-0	7.13	4.1	6	6	2	1	2	1	22
4/23	Dallas Baptist*	0-2-0	6.53	3.0	5	1	1	0	1	0	13



## 2019 TCU HORNED FROGS POSTSEASON BASEBALL ROSTER

#	Name	Pos.	Ht.	Wt.	B/T	Yr.	Hometown/Previous School
3	Austin Henry	INF	6-0	205	R/R	RS-Jr.	Ann Arbor, Mich./Walters State C.C.
4	Johnny Rizer	OF	6-0	192	L/L	Sr.	Cypress, Texas/Blinn College
5	Adam Oviedo	INF	6-0	205	R/R	So.	Grandview, Texas/Alvarado H.S.
6	Hunter Wolfe	INF	6-0	190	R/R	RS-Jr.	Kingsport, Tenn./Walters State C.C.
7	Josh Watson	OF	5-11	205	S/R	Sr.	Arlington, Texas/Martin H.S.
9	Conner Shepherd	INF	6-1	210	L/R	RS-Jr.	Upland, Calif./Mt. San Antonio College
10	Zach Humphreys	C	5-10	190	R/R	Jr.	Midlothian, Texas/Midlothian H.S.
12	Nick Lodolo	LHP	6-6	202	L/L	Jr.	LaVerne, Calif./Damien H.S.
13	Brandon Williamson	LHP	6-6	210	L/L	Jr.	Welcome, Minn./North Iowa Area C.C.
15	Andrew Keefer	INF/OF	6-2	205	R/R	Jr.	Allen, Texas/Weatherford College
16	Dean Frew	INF	6-0	198	R/R	Jr.	Sydney, Australia/Hill College
17	Asher Cook	RHP	6-0	180	R/R	Jr.	Austin, Texas/Navarro College
18	Bobby Goodloe	INF	5-11	160	L/R	Fr.	Godley, Texas/Godley H.S.
19	Jake Guenther	INF	6-4	230	L/L	RS-Jr.	Oshkosh, Wisc./Sacramento City College
20	Cal Coughlin	RHP	6-1	225	S/R	Jr.	Lake Forest, Ill./Lake Forest H.S.
21	Charles King	RHP	6-5	210	R/R	Jr.	Coppell, Texas/Coppell H.S.
23	Haylen Green	LHP	6-0	185	L/L	Jr.	Lufkin, Texas/Lufkin H.S.
24	Jake Eissler	RHP	6-1	215	R/R	Jr.	Littleton, Colo./Thunder Ridge H.S.
25	Brad Czerniejewski	OF	6-2	200	R/R	RS-Fr.	Lake Forest, Ill./Lake Forest H.S.
26	Matt Rudis	RHP	6-3	195	R/R	Fr.	Madisonville, Texas/Madisonville H.S.
27	Porter Brown	OF	5-11	190	L/L	Fr.	San Antonio, Texas/Reagan H.S.
29	Augie Muhlbauer	LHP	6-0	190	L/L	So.	Mukwonago, Wisc./Mukwonago H.S.
30	Dawson Barr	RHP	6-1	205	R/R	Fr.	Flower Mound, Texas/Liberty Christian H.S.
31	Dalton Brown	RHP	6-1	212	R/R	RS-Jr.	Benbrook, Texas/Arlington Heights
32	James Notary	RHP	6-3	210	R/R	So.	Westminster, Colo./Broomfield H.S.
33	Russell Smith	LHP	6-9	250	L/L	So.	Midlothian, Texas/Midlothian H.S.
34	Alex Isola	C	6-1	215	R/R	Jr.	Lincoln, Calif./Yavapai College
36	Marcelo Perez	RHP	5-10	175	R/R	Fr.	Laredo, Texas/John B. Alexander H.S.
37	Spencer Arrighetti	RHP	6-2	205	R/R	Fr.	Katy, Texas/Cinco Ranch H.S.
38	Nick Juare	C	5-7	175	S/R	Fr.	Farmington, Minn./Lakeville North H.S.
41	Jared Janczak	RHP	6-1	205	R/R	RS-Sr.	Belton, Texas/Belton H.S.
43	Dion Henderson	LHP	6-4	180	L/L	RS-So.	Detroit, Mich./Oak Park H.S.
44	Caleb Sloan	RHP	6-3	215	R/R	So.	Centennial, Colo./Regis Jesuit H.S.
45	John Kodros	LHP	6-4	180	L/L	So.	Coppell, Texas/LSU

- 22 Jim Schlossnagle - Head Coach (16th Season), Elon College, 1992
- 14 Bill Mosiello - Associate Head Coach (6th Season), Fresno State, 1986
- 2 Kirk Saarloos - Assistant Coach (7th Season), Cal State Fullerton, 2001
- 40 John DiLaura - Volunteer Assistant (1st Season), Michigan, 2013
- 8 Kyle Winkler - Student Assistant (1st Season), TCU, 2019
- Meredith Montgomery - Director of Baseball Operations (10th Season), TCU, 2009
- Danny Wheat - Athletic Trainer (15th Season), Texas, 1975
- Zach Dechant - Strength and Conditioning (11th Season), Missouri State, 2003
- Cooper Sholder - Equipment Manager (4th Season), San Diego State, 2014