

History

Yearly Results	34-37
Series Results	38-40
All-Americans.....	41
Honor Roll	42-43
Individual Records	43-44
Coaching Records	45
Coaching Legend Tut Bartzen.....	46
Final Individual Rankings	47
NCAA Individual Results	48-49
NCAA Team Results	49
National Tournament Results	50-51
Frogs in the Pros	52-53
All-Time Letterwinners	54-55

Year-By-Year Results



1974

13-11 (.542) • Not Ranked
Coach: Tut Barzten

2/27	H	East Texas State	W, 5-4
3/2	A	Saint Edward's	W, 8-1
3/4	H	NE Louisiana	L, 2-7
3/7	H	Hardin-Simmons	W, 6-3
3/8	H	Saint Edward's	W, 9-0
3/14	H	Texas Wesleyan	W, 9-0
3/19	A	Houston	L, 0-7
3/21	H	Texas Wesleyan	W, 8-1
3/22	A	Texas-Arlington	W, 9-0
3/25	H	Texas-Arlington	W, 8-1
3/26	A	Texas	L, 0-7
3/29	H	Rice	L, 0-7
4/2	H	Baylor	L, 1-6
4/4	H	Abilene Christian	W, 5-2
4/5	N1	Midwestern State	W, 8-1
4/5	N1	New Mexico State	W, 7-2
4/5	N1	Hardin-Simmons	W, 8-1
4/9	A	Texas Tech	L, 1-6
4/12	H	East Texas State	L, 3-4
4/13	H	Gustavus Adolphus	L, 3-4
4/15	H	Wisconsin	L, 3-4
4/16	H	Texas A&M	L, 0-7
4/17	A	Abilene Christian	W, 7-0
4/18	A	SMU	L, 0-7

1975

12-7 (.632) • Not Ranked
Coach: Tut Barzten

9/20	H	East Texas State	W, 9-0
10/21	H	Texas Wesleyan	W, 9-0
10/23	A	East Texas State	L, 4-6
2/11	H	Southeast Oklahoma	W, 9-0
2/14	A	Saint Edward's	W, 9-0
2/20	H	Central Texas JC	W, 8-1
2/24	A	East Texas State	W, 7-2
2/27	N2	Trinity	L, 0-9
2/27	N2	Rice	W, 5-4
2/28	N2	West Texas State	L, 2-7
3/1	N2	Texas-Pan American	W, 6-3
3/3	H	North Texas State	W, 5-4
3/8	H	Texas	L, 0-9
4/4	H	Houston	L, 2-7
4/5	H	Texas Tech	W, 7-2
4/9	A	Baylor	W, 7-2
4/11	H	Hardin-Simmons	W, 7-2
4/12	H	Abilene Christian	W, 6-1
4/15	H	Texas Wesleyan	W, 9-0
4/18	A	Rice	L, 2-7
4/19	A	Texas A&M	L, 3-6
4/24	H	SMU	L, 1-8

1976

20-9 (.690) • Not Ranked
Coach: Tut Barzten

9/16	H	East Texas State	W, 9-3
9/25	A	Midland JC	W, 7-2
10/10	H	Texas Wesleyan	W, 9-1
11/7	N3	Oklahoma City	W, 6-3
11/8	N3	SMU	L, 1-6
11/9	N3	LSU	W, 5-4
2/2	A	North Texas State	W, 9-0
2/9	H	Austin College	W, 7-0
2/12	H	Saint Edward's	W, 9-0
2/16	H	Texas-Pan American	L, 4-5
2/18	H	East Texas State	W, 9-0
2/21	A	Trinity	L, 1-8
2/23	H	Texas Wesleyan	W, 9-0
2/24	H	Midland College	W, 6-0
2/26	N2	West Texas State	W, 5-4
2/26	N2	SMU	L, 1-8
2/27	N2	Oklahoma State	L, 4-5
2/28	N2	Oklahoma	L, 2-7
3/2	H	Mary Hardin-Baylor	W, 6-3
3/4	H	Abilene Christian	W, 9-0
3/6	H	Texas	L, 4-5
3/9	A	Central Texas JC	W, 9-0
3/12	A	Abilene Christian	W, 9-0
3/13	A	Hardin-Simmons	W, 9-0
3/24	H	Texas Southern	W, 9-0
3/26	H	Baylor	W, 8-1
3/27	H	Oklahoma	W, 5-4
3/30	H	Michigan State	W, 9-0
4/2	A	Rice	L, 4-5
4/3	A	Texas A&M	W, 6-3
4/8	A	SMU	L, 2-7
4/10	H	Houston	L, 2-7
4/13	A	Arkansas-Little Rock	W, 7-2
4/14	N4	Arkansas	W, 6-3
4/17	H	Texas Tech	W, 9-0

1977

29-6 (.829) • 9th ITA • NAAs
Coach: Tut Barzten

9/16	A	Midland JC	W, 9-0
9/24	A	North Texas State	W, 8-1
10/1	H	East Texas State	W, 9-0
10/12	H	Texas Wesleyan	W, 9-0
2/14	H	Austin College	W, 9-0
2/15	A	East Texas State	W, 9-0
2/16	H	North Texas State	W, 9-0
2/24	N2	New Mexico	W, 9-0
2/24	N2	Texas	L, 4-5
2/26	N2	Texas A&M	W, 8-1
2/26	N2	Houston	W, 6-3
3/2	H	Texas Southern	W, 7-2
3/4	A	Southeast Oklahoma	W, 9-0
3/7	H	Hardin-Simmons	W, 9-0
3/7	H	Central Texas JC	W, 9-0
3/12	H	Arkansas	W, 5-4
3/14	A	UCLA	L, 3-6
3/15	A	San Diego State	W, 8-1
3/16	A	San Diego	W, 9-0
3/17	N5	Redlands	W, 6-3
3/18	N5	Cal State-Fullerton	W, 8-1
3/19	N5	Cal-Irvine	W, 5-4
3/23	A	Baylor	W, 8-1
3/24	H	Minnesota	W, 9-0
3/29	A	Saint Edward's	W, 7-0
3/30	A	Texas	L, 1-8
4/5	A	Texas Tech	W, 8-1
4/9	H	Texas A&M	W, 6-3
4/11	A	Oklahoma	W, 6-3
4/13	H	Rice	W, 9-0
4/14	H	Pepperdine	W, 5-4
4/19	H	SMU	L, 2-7
4/20	A	Houston	W, 5-4
4/29	H	Trinity	L, 2-7
4/30	H	Texas-Pan American	W, 5-4
5/3	H	Texas Wesleyan	W, 9-0
5/5	H	Mary Hardin-Baylor	W, 8-1
5/10	H	Michigan	W, 6-3
5/23	N6	Miami (Fla.)	L, 4-5

1978

19-7 (.731) • 15th ITA
Coach: Tut Barzten

9/27	H	Texas Wesleyan	W, 9-1
10/10	A	East Texas State	W, 8-1
10/21	N7	Clemson	W, 6-3
10/22	A7	LSU	W, 6-3
10/23	N7	Oklahoma State	W, 5-4
2/13	H	Saint Edward's	W, 9-0
2/14	H	East Texas State	W, 9-0
2/20	H	North Texas State	W, 9-0
2/23	N2	Vanderbilt	W, 8-1
2/23	N2	Houston	L, 1-8
2/24	N2	Texas A&M	W, 7-2
2/25	N2	Texas	W, 6-3
2/28	H	Texas Wesleyan	W, 9-0
3/4	H	Central Texas JC	W, 8-0
3/6	H	Texas Tech	W, 9-0
3/8	H	North Carolina	W, 5-4
3/11	H	Oklahoma	W, 8-1
3/13	H	Baylor	W, 7-2
3/15	H	Clemson	W, 9-0
3/19	A	UCLA	L, 2-7
3/20	A	Pepperdine	L, 4-5
3/22	A	San Diego	W, 9-0
3/23	A	San Diego State	W, 8-1
3/24	A	Cal-Irvine	W, 6-3
4/1	A	SMU	W, 5-4
4/4	A	Rice	W, 7-2
4/5	A	Texas A&M	W, 8-1
4/8	H	Texas	L, 3-7
4/12	H	Houston	L, 4-5
4/15	A	Arkansas	L, 3-6
4/27	A	Trinity	L, 1-8

1979

14-9 (.609) • 18th ITA
Coach: Tut Barzten

9/22	N7	Oklahoma State	W, 7-2
9/23	A7	LSU	L, 3-6
9/24	N7	Clemson	W, 6-3
10/2	H	Dallas	W, 9-0
10/18	H	East Texas State	W, 9-0
2/15	H	Texas Wesleyan	W, 7-2
2/21	H	Saint Edward's	W, 9-0
2/26	A	East Texas State	W, 8-1
3/1	N2	South Carolina	W, 5-4
3/1	N2	Texas	L, 1-8
3/2	N2	Trinity	L, 0-9
3/3	N2	Texas A&M	W, 8-1
3/7	H	North Texas State	W, 9-0
3/8	H	Central Texas JC	W, 8-1



All-American Randy Crawford led the Frogs to their first-ever top-ten finish

3/10	H	LSU	W, 5-4
3/20	H	Southern Illinois	W, 6-3
3/29	A	Texas	L, 4-5
3/31	H	Rice	L, 3-6
4/4	A	Houston	L, 2-7
4/8	H	Texas A&M	W, 6-3
4/12	H	Miami (Fla.)	L, 4-5
4/14	H	Arkansas	L, 4-5
4/16	A	Baylor	W, 9-0
4/17	A	Texas Tech	W, 7-2
4/19	H	Washington & Lee	W, 9-0
4/21	H	SMU	L, 1-8
5/1	H	Trinity	L, 1-8

1980

12-9 (.571) • 16th ITA
Coach: Tut Barzten

11/6	H	North Texas State	W, 9-4
2/20	H	Northeast Louisiana	W, 7-2
2/21	H	North Texas State	W, 7-2
2/25	H	East Texas State	W, 9-0
2/29	A	LSU	W, 5-4
3/6	N2	Wichita State	W, 5-4
3/6	N2	Clemson	L, 1-5
3/7	N2	Mississippi State	W, 9-0
3/8	N2	Texas	L, 4-5
3/11	A	Southern California	L, 3-6
3/12	A	Pepperdine	L, 1-8
3/14	A	UCLA	L, 1-8
3/20	H	Texas Wesleyan	W, 9-0
3/26	H	Baylor	W, 9-0
3/29	A	Trinity	L, 1-8
4/2	H	Houston	L, 4-5
4/4	A	Arkansas	L, 3-6
4/8	H	Texas Tech	W, 8-1
4/11	A	Texas A&M	W, 5-4
4/12	A	Rice	W, 6-3
4/16	H	Texas	W, 5-4
4/19	A	SMU	L, 1-8

1981

19-9 (.679) • 13th ITA
Coach: Tut Barzten

9/17	H	East Texas State	W, 9-0
9/26	N8	Midwestern State	W, 6-0
9/26	A8	Texas Wesleyan	W, 5-0
9/26	N8	Oklahoma Baptist	W, 6-0
9/26	N8	Cooke County JC	W, 6-0
9/27	N8	Oral Roberts	W, 4-2
9/27	N8	North Texas State	W, 6-0
10/8	H	Navarro JC	W, 9-0
10/15	H	Texas Wesleyan	W, 9-0
10/17	H	North Texas State	W, 8-1
10/23	H	Tyler JC	W, 5-4
10/23	H	North Texas State	W, 6-0
10/27	H	Cooke County JC	W, 6-3
11/4	H	SMU	W, 6-3
11/7	H	Northeast Louisiana	W, 7-2
2/10	H	Centenary	W, 9-0
2/13	H	Texas Wesleyan	W, 9-0
2/14	H	Midwestern State	W, 9-0
2/17	H	Cooke County JC	W, 9-0
2/18	H	Midland JC	W, 9-0
2/20	H	East Texas State	W, 9-0
2/24	H	Hardin-Simmons	W, 9-0
2/25	H	Tyler JC	W, 9-0
2/28	H	Schreiner	W, 8-1

3/2	H	West Texas State	W, 8-1
3/5	N2	San Diego	W, 6-3
3/5	N2	Clemson	L, 3-6
3/6	N2	SMU	L, 2-7
3/7	N2	California	L, 3-6
3/10	H	Duke	L, 3-6
3/14	H	Arizona	W, 5-4
3/17	H	Miami (Fla.)	L, 3-6
3/20	H	Trinity	L, 4-5
3/22	H	South Carolina	L, 3-6
3/24	H	North Texas State	W, 9-0
3/29	H	Rice	W, 8-1
3/30	A	Baylor	W, 9-0
4/1	H	SMU	W, 5-4
4/4	H	Texas A&M	W, 5-4
4/7	A	Texas	W, 5-4
4/10	H	Arkansas	L, 3-6
4/14	A	Houston	L, 3-6
4/17	A	Texas Tech	W, 8-1

1982

22-6 (.786) • 9th ITA • NAAs
Coach: Tut Barzten

9/15	H	East Texas State	W, 9-0
9/28	H	Texas Wesleyan	W, 9-0
10/1	H	McLennan JC	W, 9-0
10/12	H	Oklahoma	W, 6-3
10/16	N9	Pepperdine	L, 4-5
10/17	N9	Arkansas	L, 2-7
10/18	N9	SMU	W, 6-0
10/27	H	Cooke County JC	W, 9-0
11/4	H	North Texas State	W, 9-0
11/11	H	Tyler JC	W, 9-0
2/12	H	SW Louisiana	W, 8-1
2/13	H	Midwestern State	W, 9-0
2/16	H	Cooke County JC	W, 9-0
2/18	H	East Texas State	W, 9-0
2/19	H	Texas Wesleyan	W, 9-0
2/22	H	Austin Peay	W, 9-0
2/27	A	Trinity	W, 6-3
3/4	N2	Alabama	W, 5-1
3/4	N2	Southern California	L, 2-5
3/5	N2	Arkansas	L, 4-5
3/6	N2	Texas	W, 7-2
3/10	H	North Texas State	W, 6-3
3/14	A	Georgia	W, 5-4
3/16	A	Furman	W, 8-0
3/17	A	Clemson	L, 4-5
3/18	A	Auburn	W, 7-2
3/23	H	Southern Illinois	W, 8-1
3/24	H	Baylor	W, 9-0
3/27	H	Texas Tech	W, 9-0
3/29	H	Houston	W, 9-0
4/2	A	Rice	W, 7-2
4/3	A	Texas A&M	W, 7-2
4/7	A	Arkansas	L, 3-6
4/10	A	SMU	L, 4-5
4/12	H	New Mexico	W, 8-1
4/15	H	Texas	W, 6-3
5/15	N6	Duke	W, 5-3
5/16	N6	UCLA	L, 0-6



Karl Richter (left) and David Pate were 1981 NCAA Doubles Champions and helped TCU to a 9th place finish in 1982



Year-By-Year Results



1983

23-9 (.719) • 19th ITA
Coach: Tut Barzten

9/14	H	Tyler JC	W, 8-1
10/6	H	Grambling State	W, 9-0
10/26	H	Cooke County JC	W, 9-0
1/29	H	Clemson	L, 4-5
2/9	H	Saint Edward's	W, 9-0
2/10	H	Arkansas-Little Rock	L, 4-5
2/15	H	Cooke County JC	W, 9-0
2/17	H	McLennan JC	W, 9-0
2/18	H	Hardin-Simmons	W, 9-0
2/19	H	Oklahoma	W, 8-1
2/22	H	Tyler JC	W, 7-2
3/3	N2	Oklahoma	L, 4-5
3/4	N2	Texas A&M	W, 5-2
3/4	N2	Houston	W, 6-0
3/5	N2	Alabama	L, 4-5
3/8	H	Texas Wesleyan	W, 9-0
3/9	H	Lamar	W, 8-1
3/11	H	West Texas State	W, 9-0
3/13	H	Northeast Louisiana	W, 8-1
3/15	H	Arizona State	W, 7-2
3/15	H	Mississippi	W, 9-0
3/22	A	Baylor	W, 9-0
3/25	N10	Tennessee	L, 4-5
3/26	N10	Michigan	W, 7-2
3/27	A10	Wichita State	L, 4-5
3/30	A	Texas	W, 6-3
4/2	H	SMU	L, 4-5
4/4	A	Houston	W, 6-3
4/7	H	Wichita State	W, 9-0
4/9	H	Arkansas	L, 0-9
4/12	A	Texas Tech	W, 8-1
4/15	H	Texas A&M	W, 9-0
4/16	H	Rice	W, 9-0
4/26	H	North Texas State	W, 6-3
4/27	H	Trinity	L, 4-5

1984

22-12 (.647) • Not Ranked
Coach: Tut Barzten

9/26	H	Tyler JC	W, 9-0
9/30	N11	Oklahoma State	L, 3-6
10/1	N11	Oklahoma	W, 8-1
10/2	N11	SMU	W, 6-3
10/17	H	North Texas State	W, 8-2
10/20	H	Grambling State	W, 9-0
10/25	H	Cooke County JC	W, 8-1
11/8	H	Midland JC	W, 8-0
2/4	H	Wichita State	L, 3-6
2/7	H	Hardin-Simmons	W, 9-0
2/10	H	Midland JC	W, 9-0
2/11	H	Arkansas-Little Rock	W, 6-3
2/14	H	Cooke County JC	W, 9-0
2/16	H	Texas Wesleyan	W, 9-0
2/22	H	Midwestern State	W, 9-0
2/24	H	North Texas State	W, 8-1
2/25	H	Northeast Louisiana	W, 7-2
2/29	N2	Arizona State	W, 5-4
3/1	N2	Alabama	L, 0-6
3/2	N2	Arkansas-Little Rock	W, 5-4
3/2	N2	Wichita State	L, 1-5
3/3	N2	Arizona	L, 3-6
3/8	H	Kentucky	W, 9-0
3/9	H	North Carolina	L, 4-5
3/10	H	West Texas State	W, 8-1
3/14	H	Oklahoma City	W, 5-4
3/15	H	Illinois	W, 6-3
3/18	H	Auburn	L, 2-7
3/20	A	South Carolina	W, 7-2
3/21	A	Georgia	L, 2-7
3/24	H	Southwestern Louisiana	W, 5-4
3/28	H	Baylor	W, 7-2
3/30	A	Rice	W, 5-4
3/31	A	Texas A&M	L, 2-7
4/2	A	Trinity	L, 2-7
4/5	A	SMU	L, 4-5
4/7	H	New Mexico	W, 5-4
4/10	H	Texas	L, 3-6
4/12	H	Tyler JC	W, 9-0
4/16	A	Arkansas	L, 2-7
4/18	H	Texas Tech	W, 8-1
4/20	H	Houston	W, 7-2

1985

15-12 (.556) • 18th ITA • NIT
Coach: Tut Barzten

9/20	H	Paris JC	W, 9-0
9/25	H	Tyler JC	W, 8-1
9/28	N11	SMU	L, 1-8
9/29	N11	Oklahoma State	L, 4-5
9/30	N11	Oklahoma	W, 7-2
10/2	H	Midwestern State	W, 9-0
10/9	H	East Texas State	W, 8-1

10/29	H	Hardin-Simmons	W, 9-0
2/8	H	Southwest Texas State	W, 8-1
2/26	H	Hardin-Simmons	W, 7-2
2/27	H	West Texas State	W, 9-0
3/1	H	Arkansas-Little Rock	W, 5-4
3/2	H	North Carolina	L, 4-5
3/6	N2	Texas-Pan American	W, 9-0
3/7	N2	Clemson	L, 1-5
3/8	N2	Oklahoma State	L, 4-5
3/8	N2	North Carolina	L, 4-5
3/9	N2	Auburn	L, 4-5
3/12	H	South Carolina	L, 3-6
3/14	H	Oklahoma City	W, 9-0
3/19	A	Alabama	W, 6-3
3/20	A	Auburn	L, 4-5
3/21	N12	Georgia	L, 1-8
3/27	H	Baylor	W, 9-0
3/28	A	Houston	W, 7-2
4/3	A	Texas Tech	W, 7-2
4/6	H	Rice	W, 7-2
4/11	A	Texas	L, 2-7
4/13	H	Arkansas	W, 5-4
4/17	H	SMU	L, 3-6
4/19	H	Texas A&M	W, 6-3
4/20	H	Trinity	W, 5-1
5/17	N13	Kansas	W, 5-1
5/18	N13	Maryland	L, 2-5
5/19	N13	Kentucky	W, 5-4

1986


17-8 (.680) • 15th ITA
Coach: Tut Barzten

2/13	H	Hardin-Simmons	W, 9-0
2/14	H	Midwestern State	W, 9-0
2/20	H	Northeast Louisiana	W, 5-4
2/23	H	Arkansas-Little Rock	W, 5-4
2/25	A	Trinity	W, 6-3
3/3	H	Alabama	W, 6-3
3/5	N2	Illinois	W, 7-2
3/6	N2	Miami (Fla.)	W, 5-4
3/7	N2	Arkansas	W, 7-2
3/8	N2	Clemson	L, 2-7
3/9	N2	South Carolina	L, 3-6
3/13	H	North Carolina	W, 8-1
3/14	H	Houston	W, 6-3
3/21	N14	South Carolina	W, 6-3
3/22	N14	Oklahoma State	W, 6-3
3/23	A	LSU	L, 4-5
3/25	H	Georgia	L, 2-7
4/2	H	New Mexico	W, 6-3
4/4	A	Rice	W, 6-3
4/5	A	Texas A&M	L, 3-6
4/8	A	Arkansas	L, 2-7
4/11	H	Baylor	W, 7-2
4/12	H	Texas Tech	W, 9-0
4/14	A	SMU	L, 0-9
4/19	H	Texas	L, 3-6

1987

14-8 (.636) • 12th ITA • NCAs
Coach: Tut Barzten

9/27	N11	Texas A&M	W, 5-4
9/28	N11	SMU	W, 6-3
9/29	N11	Oklahoma State	W, 6-3
2/15	H	Texas Tech	W, 7-2
2/19	N15	UCLA	L, 3-5
2/20	N15	Stanford	W, 5-3
2/21	N15	Tennessee	L, 1-5
2/27	A	Houston	W, 9-0
2/28	A	Rice	W, 5-4
3/5	N2	North Carolina	W, 6-3
3/6	N2	Clemson	W, 5-4



The 1989 squad earned the school's first ever top-five finish and advanced to the NCAA semifinals for the first time.

3/6	N2	Clemson	W, 5-4
3/7	N2	Long Beach State	L, 1-5
3/8	N2	SMU	W, 5-1
3/18	H	LSU	W, 5-4
3/21	A	Baylor	W, 9-0
3/24	H	Trinity	W, 7-2
3/26	N16	Auburn	L, 4-5
3/27	N16	Texas A&M	W, 5-2
3/28	N16	Tennessee	L, 3-5
4/3	H	Texas A&M	W, 6-3
4/7	A	Texas	L, 3-6
4/11	H	Arkansas	W, 8-1
4/14	H	Wichita State	W, 7-2
4/18	H	SMU	L, 3-6
5/16	N6	UCLA	L, 1-5

1988


20-5 (.800) • 14th ITA • NCAs
Coach: Tut Barzten

2/12	A	Arkansas	L, 4-5
2/16	H	North Texas State	W, 9-0
2/20	H	Arkansas-Little Rock	W, 8-1
2/24	A	Texas Tech	W, 8-1
2/27	H	Northeast Louisiana	W, 6-3
3/2	N2	Mississippi	W, 6-3
3/3	N2	Long Beach State	W, 6-3
3/4	N2	Duke	W, 5-3
3/5	N2	Alabama	W, 8-1
3/6	N2	Texas	W, 5-4
3/11	H	Rice	W, 6-3
3/12	H	Wake Forest	W, 6-3
3/16	H	Indiana	W, 7-2
3/22	A	LSU	L, 2-7
3/24	N16	Clemson	L, 4-5
3/26	N16	Long Beach State	W, 5-4
3/29	A	Texas A&M	W, 6-3
4/2	H	Texas	L, 2-7
4/7	A	Trinity	W, 5-4
4/9	H	Baylor	W, 7-2
4/16	A	SMU	W, 6-3
4/22	N17	Texas Tech	W, 5-0
4/23	A17	Texas	W, 5-4
4/24	N17	Arkansas	W, 5-4
5/20	N6	Tennessee	L, 2-5

1989

26-7 (.788) • 4th ITA • NCAs
Coach: Tut Barzten

2/4	H	Arkansas-Little Rock	W, 9-0
2/7	H	Texas-Arlington	W, 9-0
2/17	N18	Texas A&M	W, 5-3
2/18	N18	Duke	W, 8-1
2/19	A	Miami (Fla.)	L, 4-5
2/22	N15	BYU	W, 6-0
2/23	N15	Southern California	L, 2-5
2/24	N15	Pepperdine	L, 3-6
2/25	N15	Miami (Fla.)	L, 1-5
3/3	N2	Cal-San Diego	W, 5-3
3/4	N2	Cal-Santa Barbara	W, 5-1
3/5	N2	South Carolina	W, 5-2
3/6	N2	Clemson	W, 7-2
3/9	H	Wake Forest	W, 7-2
3/11	A	Rice	L, 4-5
3/15	H	Mississippi	L, 4-5
3/18	H	SMU	W, 7-2
3/23	N19	Yale	W, 8-1
3/24	N19	Auburn	W, 8-1
3/26	N19	Long Beach State	W, 5-1
3/26	N19	Mississippi	W, 4-3
3/30	H	LSU	W, 5-1
4/1	H	Arkansas	W, 7-2
4/4	A	Baylor	W, 8-1



Three-time All-American Luis Ruetter helped lead the 1992 team to TCU's seventh NCAA appearance

4/7	H	Texas A&M	W, 9-0
4/15	H	Texas Tech	W, 8-1
4/18	A	Texas	W, 5-4
4/21	H20	Baylor	W, 6-0
4/22	H20	Texas	W, 5-4
4/23	H20	Arkansas	W, 5-4
5/20	N6	Kentucky	W, 5-2
5/21	N6	UCLA	W, 5-4
5/22	A6	Georgia	L, 1-5

1990

20-5 (.800) • 13th ITA
Coach: Tut Barzten

2/13	A	Arkansas-Little Rock	W, 9-0
2/14	A	Arkansas	W, 8-1
2/17	A	Texas Tech	W, 5-4
2/22	N15	Alabama	L, 3-5
2/23	N15	Pepperdine	L, 1-5
2/24	N15	Clemson	W, 6-2
3/2	N2	Ball State	W, 6-0
3/4	N2	Notre Dame	L, 4-5
3/4	N2	Harvard	W, 5-1
3/7	H	North Carolina State	W, 8-1
3/9	H	Wake Forest	W, 8-1
3/10	H	Rice	W, 7-2
3/13	H	Oklahoma	W, 7-1
3/17	A	LSU	W, 5-4
3/21	H	Clemson	W, 5-4
3/23	A	Texas A&M	W, 7-2
3/26	H	New Mexico	W, 6-0
3/28	H	Georgia Tech	W, 8-1
4/2	H	Texas	L, 3-6
4/7	H	Trinity	W, 6-0
4/10	H	Baylor	W, 8-1
4/16	A	SMU	W, 5-4
4/20	N21	Arkansas	W, 5-1
4/21	A21	Rice	W, 5-3
4/22	N21	Texas	L, 4-5

1991

16-6 (.727) • 11th ITA • NCAs
Coach: Tut Barzten

2/16	H	SMU	W, 5-1
2/21	N15	Miami (Fla.)	L, 4-5
2/22	N15	Notre Dame	L, 3-5
2/23	N15	Kentucky	L, 3-5
3/2	A	Baylor	W, 9-0
3/9	N2	Southeastern Louisiana	W, 5-1
3/9	N2	Ball State	W, 5-1
3/10	N2	Pepperdine	L, 2-5
3/14	H	LSU	W, 5-2
3/17	A	Rice	W, 6-3
3/21	N16	Fresno State	W, 6-3
3/22	N16	Alabama	W, 6-2
3/23	N16	Southern California	L, 2-5
3/29	H	Texas A&M	W, 8-1
4/3	A	Texas	W, 6-3
4/6	H	Arkansas	W, 7-2
4/13	H	Texas Tech	W, 7-2
4/19	N22	Baylor	W, 9-0
4/20	N22	Arkansas	W, 6-0
4/21	A22	Texas A&M	W, 5-2
5/17	N6	Harvard	W, 5-1
5/18	N6	LSU	L, 3-5



Year-By-Year Results



1992

20-4 (.833) • 7th ITA • NCAAs
Coach: Tut Bortzen

1/31	N18	Cal-Irvine	W, 8-1
2/1	N18	Clemson	W, 6-3
2/2	A	Miami (Fla.)	W, 5-3
2/12	A	Texas Tech	W, 7-2
2/20	N15	Kentucky	W, 5-4
2/21	N15	UCLA	W, 4-2
2/22	N15	Notre Dame	W, 4-0
2/23	N15	Stanford	L, 1-5
2/29	H	Baylor	W, 9-0
3/12	H	New Mexico	W, 8-1
3/14	H	Rice	W, 7-2
3/16	H	Arkansas	W, 6-0
3/19	A	LSU	W, 5-4
3/24	H	Harvard	W, 9-0
3/27	N16	Ohio State	W, 6-0
3/28	N16	Miami (Fla.)	W, 4-2
3/29	N16	North Carolina	L, 2-4
4/4	A	Georgia	L, 3-6
4/6	A	SMU	W, 7-2
4/8	H	Texas	W, 8-1
4/11	A	Texas A&M	W, 8-1
4/18	N17	Rice	W, 6-0
4/19	A17	Texas	W, 6-0
5/15	N6	North Carolina	L, 3-5

1993

20-7 (.741) • 14th ITA • NCAAs
Coach: Tut Bortzen

2/17	N15	New Mexico	L, 3-4
2/18	N15	Arkansas	L, 3-4
2/20	N15	Harvard	W, 4-3
2/25	H	Tulsa	W, 7-0
2/27	H	LSU	W, 4-3
3/2	H	North Carolina State	W, 7-0
3/6	N2	South Alabama	W, 5-1
3/6	N2	Colorado	W, 5-2
3/7	N2	Texas A&M	W, 7-0
3/8	N2	Minnesota	W, 4-3
3/18	N16	Miami (Fla.)	L, 3-4
3/19	N16	Cal-Santa Barbara	W, 5-2
3/20	N16	Drake	W, 4-3
3/25	H	New Mexico	W, 6-1
3/27	H	Texas Tech	W, 5-2
3/29	H	Georgia	L, 3-4
3/31	A	Baylor	W, 7-0
4/2	H	Texas A&M	W, 6-1
4/4	N23	Arkansas	W, 6-1
4/10	H	SMU	W, 6-1
4/14	A	Texas	L, 3-4
4/17	H	Rice	W, 5-2
4/23	H20	Baylor	W, 4-3
4/24	H20	Rice	W, 6-1
4/25	H20	Texas	L, 2-5
5/14	N6	Virginia Commonwealth	W, 5-0
5/15	N6	UCLA	L, 1-5

1994

18-5 (.783) • 6th ITA • NCAAs
Coach: Tut Bortzen

1/28	A	Miami (Fla.)	L, 3-4
1/29	N18	Pepperdine	W, 5-2
2/12	A	Texas Tech	W, 7-0
2/23	N15	Harvard	L, 3-4
2/24	N15	Kansas	W, 4-3
2/25	N15	New Mexico	W, 4-3
3/5	A	LSU	W, 5-2
3/10	H	Illinois	W, 6-1
3/13	H	Arkansas	W, 5-1
3/17	N16	North Carolina	W, 5-2
3/18	N16	Mississippi State	W, 4-3
3/19	N16	Texas	L, 1-6
3/24	H	Baylor	W, 7-0
3/29	A	SMU	W, 6-1
4/1	H	Rice	W, 7-0
4/2	H	Florida State	W, 4-3
4/9	H	Texas	W, 4-3
4/14	A	Texas A&M	L, 3-4
4/22	N21	Baylor	W, 7-0
4/23	N21	Texas	W, 4-1
4/24	N21	Texas A&M	W, 4-2
5/21	N24	Georgia Tech	W, 4-1
5/22	N24	UCLA	L, 3-4

1995

25-6 (.806) • 7th ITA • NCAAs
Coach: Tut Bortzen

1/20	H	North Texas	W, 7-0
1/21	H	Texas-Pan American	W, 7-0
1/22	H	Texas-Arlington	W, 6-1
2/13	H	Pepperdine	L, 3-4
2/18	A	Rice	W, 7-0



The 1996 team recorded TCU's highest finish in school history and included four All-Americans

2/23	N15	Mississippi	L, 1-6
2/24	N15	Notre Dame	W, 6-1
2/25	N15	Florida	W, 5-2
3/3	N2	Michigan State	W, 7-0
3/4	N2	Clemson	W, 4-0
3/5	N2	Minnesota	W, 4-3
3/6	N2	Harvard	W, 4-3
3/11	N25	Wake Forest	W, 7-0
3/12	N25	Clemson	W, 5-2
3/16	N16	Virginia Commonwealth	L, 1-6
3/17	N16	Auburn	W, 4-1
3/18	N16	Miami (Fla.)	W, 4-3
3/23	H	Arkansas	W, 6-1
3/26	H	Miami (Fla.)	L, 3-4
3/29	H	SMU	W, 7-0
4/3	H	Texas Tech	W, 7-0
4/8	A	Texas	L, 3-4
4/12	A	Baylor	W, 5-0
4/14	H	Texas A&M	W, 6-1
4/21	N22	Baylor	W, 5-0
4/22	A22	Texas A&M	W, 4-1
4/23	N22	Texas	W, 4-3
5/6	N26	Arkansas-Little Rock	W, 4-2
5/7	A26	Texas A&M	W, 4-2
5/13	N6	LSU	W, 4-0
5/14	A6	Georgia	L, 1-4

1996

23-3 (.885) • 3rd ITA • NCAAs
Coach: Tut Bortzen

1/20	H	Texas-Pan American	W, 7-0
1/31	H	Texas-San Antonio	W, 7-0
2/17	A	Texas Tech	W, 7-0
2/22	N15	Florida	W, 4-2
2/23	N15	Stanford	L, 2-4
2/24	N15	Southern California	W, 4-2
3/1	N27	Arkansas	W, 6-1
3/3	H	Tulane	W, 7-0
3/6	H	Michigan State	W, 7-0
3/9	H	Utah	W, 7-0
3/11	H	Clemson	W, 7-0
3/14	N16	UAB	W, 4-1
3/15	N16	Notre Dame	W, 4-0
3/16	N16	Fresno State	W, 4-3
3/21	A	Pepperdine	L, 3-4
3/23	A	Cal-Irvine	W, 7-0
3/28	H	Baylor	W, 6-1
3/30	H	Rice	W, 5-2
4/6	H	Texas	W, 6-1
4/10	A	SMU	W, 6-1
4/13	A	Texas A&M	W, 6-1
4/20	H20	Texas Tech	W, 6-0
4/21	H20	Texas A&M	W, 4-2
5/18	N6	LSU	W, 4-3
5/19	N6	Mississippi	W, 4-1
5/20	N6	UCLA	L, 2-4

1997

15-12 (.556) • Not Ranked • NCAAs
Coach: Tut Bortzen

1/23	A	Southern California	L, 2-5
1/24	A	Pepperdine	L, 3-4
2/4	H	Texas-Arlington	W, 6-1
2/15	A	Baylor	W, 6-1
2/20	N15	Mississippi	L, 1-4
2/21	N15	Mississippi State	L, 2-5
2/22	N15	Fresno State	L, 1-5

3/27	A	Clemson	L, 3-4
3/29	A	Duke	L, 1-6
4/2	A	Texas A&M	L, 2-5
4/5	A	Tulsa	L, 3-4
4/8	H	Texas-Arlington	W, 7-0
4/11	H	UTEP	W, 6-1
4/15	A	SMU	L, 2-5
4/18	H	Texas	L, 1-6
4/22	N30	Air Force	W, 4-1
4/23	N30	UNLV	W, 4-1
4/24	N30	SMU	L, 0-4
5/14	N31	Baylor	W, 4-2
5/15	N31	SMU	L, 2-4

1999

14-7 (.667) • 22nd ITA • NCAAs
Coach: Michael Center

2/11	A	Baylor	L, 2-5
2/13	H	Ball State	W, 7-0
2/19	H	BYU	W, 6-1
2/21	H	New Mexico	W, 6-1
2/23	A	Texas-Arlington	L, 3-4
2/27	H	Texas Tech	W, 6-1
3/3	H	Clemson	W, 4-3
3/5	N2	Middle Tennessee State	W, 4-1
3/5	N2	Tulane	W, 4-3
3/6	N2	Washington	L, 3-4
3/7	N2	Texas Tech	W, 4-0
3/13	H	North Carolina	W, 4-3
3/14	H	Duke	W, 4-3
3/27	A	Texas	L, 3-4
4/3	H	Tulsa	W, 5-2
4/7	H	Arkansas	W, 6-1
4/10	A	Rice	W, 4-3
4/14	H	SMU	L, 2-5
4/22	N32	Tulsa	L, 3-4
5/14	N33	Kansas	W, 4-2
5/15	A33	SMU	L, 3-4

2000

22-5 (.815) • 10th ITA • NCAAs
Coach: Michael Center

1/29	N34	Florida State	W, 6-1
1/30	A	New Mexico	W, 7-0
2/10	A	Arkansas	W, 6-1
2/19	A	Baylor	L, 2-5
2/24	H	Abilene Christian	W, 7-0
2/26	H	Texas A&M	W, 4-3
3/3	N35	Michigan State	W, 4-0
3/3	N35	Middle Tennessee State	W, 4-1
3/4	N35	Louisiana-Lafayette	W, 4-0
3/5	N35	South Alabama	W, 4-1
3/9	H	Texas-Arlington	W, 6-1
3/11	H	Memphis	W, 7-0
3/14	A	Pepperdine	L, 3-4
3/25	A	Duke	L, 2-5
3/30	H	Arkansas-Little Rock	W, 4-3
3/31	H	Virginia Tech	W, 7-0
4/8	H	Rice	W, 6-1
4/13	A	SMU	W, 4-3
4/15	H	Cal-Irvine	W, 6-1
4/16	H	Baylor	L, 2-5
4/22	A	Tulsa	W, 6-128

1998

11-13 (.458) • 38th ITA • NCAAs
Coach: Tut Bortzen

2/14	H	Rice	W, 6-1
2/20	A	Arkansas	L, 2-5
2/28	H	Baylor	W, 4-3
3/5	H	Pepperdine	L, 1-6
3/8	H	Fresno State	W, 4-3
3/10	H	Miami (Fla.)	L, 3-4
3/11	H	North Carolina State	W, 4-3
3/19	N16	Illinois	L, 1-4
3/20	N16	UAB	W, 4-3
3/21	N16	Auburn	L, 0-4
3/26	A	North Carolina	W, 5-2



The 2001 squad, consisting of three All-Americans, won the WAC Tournament Title and advanced to the NCAA semifinals



Year-By-Year Results



4/29 H28 Tulsa	W, 4-0
4/30 H28 SMU	W, 4-3
5/13 H36 Hofstra	W, 4-0
5/14 H36 Michigan	W, 4-0
5/20 N6 Baylor	W, 4-1
5/21 N6 Stanford	L, 1-4

2001
24-4 (.857) • 5th ITA • NAAs
Coach: Joey Rive

1/29 A Texas-Arlington	W, 7-0
2/11 N37 Arizona State	W, 4-2
2/12 A37 Washington	W, 4-3
2/15 N38 Mississippi	W, 4-2
2/16 N38 Oklahoma State	W, 4-0
2/17 N38 UCLA	L, 2-4
2/24 H Texas Tech	W, 4-1
2/25 H South Alabama	W, 4-1
3/1 H Tulane	W, 4-3
3/3 H Virginia Commonwealth	W, 4-2
3/9 A Texas A&M	L, 2-5
3/16 H Duke	W, 4-3
3/20 A UNLV	W, 4-0
3/27 H California	W, 5-1
3/28 H Santa Clara	W, 4-1
4/1 H Pepperdine	W, 6-1
4/4 H Baylor	W, 7-0
4/7 A Rice	W, 6-1
4/14 H Tulsa	W, 5-2
4/18 H SMU	L, 3-4
4/21 H Kansas	W, 5-2
4/28 N39 Rice	W, 4-0
4/29 A39 Fresno State	W, 4-2
5/12 H36 Texas-Arlington	W, 4-0
5/13 H36 Tulane	W, 4-2
5/19 N6 Southern California	W, 4-2
5/21 N6 Texas A&M	W, 4-0
5/22 N6 Tennessee	L, 0-4

2002
11-12 (.478) • 32nd ITA • NAAs
Coach: Joey Rive

1/31 H SMU	L, 3-4
2/2 H Alabama	W, 5-2
2/13 H Texas-Arlington	W, 5-2
2/16 A Tulsa	L, 2-5
2/22 H40 Charlotte	W, 6-0
2/23 H40 Tulane	W, 4-2
2/25 H South Alabama	L, 3-4
3/1 H Furman	W, 6-1
3/8 H Miami (Fla.)	W, 6-1
3/14 A Baylor	L, 1-6
3/18 H Colorado	W, 5-2
3/23 N41 Washington	W, 4-3
3/24 A41 Pepperdine	L, 0-4
3/27 H Texas A&M	L, 3-4
3/30 H Rice	W, 4-1
4/6 A Duke	L, 0-4
4/7 A Virginia Commonwealth	L, 0-5
4/10 A SMU	L, 1-6
4/14 H Arkansas	W, 5-2
4/19 N42 Southern Miss	W, 4-1
4/20 N42 South Florida	L, 1-4
4/21 A42 Louisville	L, 2-4
5/11 N43 LSU	L, 0-4



The 2006 squad won the Mountain West Conference tournament title in their inaugural year

2003
16-9 (.640) • 21st ITA • NAAs
Coach: Joey Rive

1/24 H Texas A&M-Corpus Christi	W, 6-1
1/24 H Saint Louis	W, 6-1
1/29 H Texas-Arlington	W, 6-1
2/1 H44 Washington	L, 1-4
2/2 H44 Arizona State	W, 5-2
2/8 A Stanford	L, 2-5
2/10 A California	L, 2-5
2/17 H South Alabama	W, 5-2
3/1 H40 East Carolina	W, 4-1
3/2 H40 Louisville	W, 4-1
3/8 H Duke	L, 3-4
3/13 A Miami (Fla.)	L, 2-5
3/15 N18 Wisconsin	W, 7-0
3/20 H Wichita State	W, 5-2
3/26 A SMU	W, 6-1
3/29 H Tulsa	W, 6-1
4/2 H Baylor	L, 2-5
4/6 A Texas A&M	L, 2-5
4/9 A Rice	W, 4-0
4/12 H SMU	W, 6-1
4/17 N45 UAB	W, 4-0
4/18 N45 South Florida	W, 4-1
4/19 N45 Tulane	L, 2-4
5/9 N46 SMU	W, 4-1
5/10 A46 Baylor	L, 0-4

2004
18-7 (.720) • 18th ITA • NAAs
Coach: Joey Rive

1/24 H Texas A&M-Corpus Christi	W, 6-1
2/11 H Texas-Arlington	W, 7-0
2/15 H Colorado	W, 5-2
2/18 H Texas A&M	W, 4-3
2/22 H Florida State	W, 4-3
2/24 H South Alabama	W, 6-1
2/28 H40 Charlotte	W, 4-0
2/29 H40 Louisville	W, 4-0
3/4 H SMU	W, 4-0
3/7 N47 Washington	W, 4-2
3/8 N47 Pepperdine	W, 4-0
3/13 A Tulsa	L, 3-4
3/17 H Miami (Fla.)	W, 7-0
3/20 H Boise State	W, 4-3
3/25 H Rice	L, 3-4
3/30 A Baylor	L, 1-6
4/2 A Duke	L, 1-6
4/4 A Virginia	W, 4-2
4/11 A SMU	L, 3-4
4/16 N48 Southern Miss	W, 4-0
4/17 N48 Louisville	W, 4-0
4/18 N48 Tulane	L, 1-4
5/15 N49 East Tennessee State	W, 4-1
5/16 A49 Kentucky	W, 4-2
5/22 N50 Clemson	L, 2-4

2005
8-15 (.348) • 18th ITA • NAAs
Coach: Joey Rive

1/28 H Texas A&M-CC	W, 4-3
2/3 A Texas-Arlington	W, 5-2
2/11 H BYU	W, 6-1
2/23 H South Alabama	L, 3-4
2/26 H Memphis	W, 4-1
2/27 H Louisville	W, 4-2
3/4 H Virginia	L, 1-6
3/11 A California	L, 1-6
3/12 N51 Pepperdine	L, 0-4
3/16 H Duke	L, 3-4
3/18 A Florida	L, 2-5
3/20 A Florida State	L, 1-6
3/27 A Texas Tech	L, 3-4
3/29 A Baylor	L, 0-7
4/1 A Rice	L, 3-4
4/3 H Tulsa	L, 3-4
4/6 H Baylor	L, 2-5
4/13 H SMU	W, 6-1
4/16 H Oklahoma State	L, 2-4
4/17 H Colorado	W, 6-1
4/22 N52 Southern Miss	W, 4-0
4/23 N52 Louisville	L, 2-4
5/14 N53 Wake Forest	L, 1-4

2006
18-10 (.643) • 31st ITA • NAAs
Coach: Joey Rive

1/28 H Texas A&M-Corpus Christi	W, 5-2
2/8 H Texas-Arlington	W, 5-2
2/17 H Texas Tech	W, 6-1
2/19 H San Diego	W, 4-1
2/24 H Denver	W, 4-0
2/26 H LSU	W, 4-3
2/28 H South Alabama	L, 2-5
3/4 A Tulsa	L, 3-4
3/5 A Oklahoma State	L, 2-5
3/7 H Baylor	L, 3-4
3/22 A Texas A&M	W, 4-3
3/24 H Pepperdine	L, 0-4
3/27 H California	L, 2-5
3/29 H Wichita State	W, 6-0
3/29 H Abilene Christian	W, 7-0
4/1 H Rice	L, 3-4
4/4 H SMU	L, 3-4
4/7 A New Mexico	W, 5-2
4/8 H BYU	W, 6-1
4/9 H Air Force	W, 6-1
4/14 A Utah	W, 6-1
4/15 N58 UNLV	W, 6-1
4/16 N58 San Diego State	L, 3-4
4/27 N59 Air Force	W, 5-0
4/28 N59 BYU	W, 4-0
4/29 N59 San Diego State	W, 4-1
5/13 N60 San Diego	W, 4-0
5/14 A60 Pepperdine	L, 0-4

TOURNAMENTS/NEUTRAL SITES

1=Abilene, Texas; 2=HEB Invitational (Corpus Christi, Texas); 3=Oklahoma State Tournament (Stillwater, Okla.); 4=Little Rock, Ark.; 5=San Diego, Calif.; 6=NCAA Championships (Athens, Ga.); 7=L.K. Sherwood Invitational (Baton Rouge, La.); 8=Texas Wesleyan Tournament (Fort Worth, Texas); 9=Miller High Life Championships (San Antonio, Texas); 10=Wichita State Round Robin (Wichita, Kan.); 11=Wichita Falls Tennis Classic (Wichita Falls, Texas); 12=Atlanta, Ga.; 13=National Invitational Tournament (Orlando, Fla.); 14=Baton Rouge, La.; 15=National Team Indoors (Louisville, Ky.); 16=Blue-Gray Classic (Montgomery, Ala.); 17=Southwest Conference Championships (Austin, Texas); 18=Coral Gables, Fla.; 19=Cal-Irvine Tournament (Irvine, Calif.); 20=Southwest Conference Championships (Fort Worth, Texas); 21=Southwest Conference Championships (Houston, Texas); 22=Southwest Conference Championships (College Station, Texas); 23=Dallas, Texas; 24=NCAA Championships (South Bend, Ind.); 25=College Station, Texas; 26=NCAA Region VI Championships (College Station, Texas); 27=Oklahoma City, Okla.; 28=Western Athletic Conference Championship (Fort Worth, Texas); 29=NCAA Region VI Championships (Fort Worth, Texas); 30=Western Athletic Conference Championship (Tulsa, Okla.); 31=NCAA Regional Championships (Austin, Texas); 32=Western Athletic Conference Championship (San Diego, Calif.); 33=NCAA Regional Championships (Dallas, Texas); 34=Albuquerque, N.M.; 35=Corpus Christi Invitational (Corpus Christi, Texas); 36=NCAA Regional Championships (Fort Worth, Texas); 37=Husky Invitational (Seattle, Wash.); 38=National Team Indoors (Seattle, Wash.); 39=Western Athletic Conference Championship (Fresno, Calif.); 40=Conference USA Shootout (Fort Worth, Texas); 41=Pepperdine Shootout (Malibu, Calif.); 42=Conference USA Championship (Louisville, Ky.); 43=NCAA Regional Championships (College Station, Texas); 44=TCU Shootout (Fort Worth, Texas); 45=Conference USA Championship (Waukesha, Wis.); 46=NCAA Regional Championships (Waco, Texas); 47=Arizona State Quadrangle (Tempe, Ariz.); 48=Conference USA Championship (Memphis, Tenn.); 49=NCAA Regional Championships (Lexington, Ky.); 50=NCAA Championships (Tulsa, Okla.); 51=Berkeley, Calif.; 52=Conference USA Championship (Louisville, Ky.); 53=NCAA Regionals (Lubbock, Texas); 54=Conference USA Shootout (Fort Worth, Texas); 55=Berkeley, Calif.; 56=Conference USA Championship (Louisville, Ky.); 57=NCAA Regionals (Lubbock, Texas); 58=Salt Lake City, Utah; 59=Mountain West Conference Championship (San Diego, Calif.); 60=NCAA Regional Championships (Malibu, Calif.)



Jordan Freitas (left) and Rafael Abreu became the 20th and 21st All-Americans at TCU as doubles partners in 2006



Series Results

Abilene Christian (7-0)	2/14/1977	H	W	9-0	Clemson (11-11, 9-11 spring)	10/21/1977	N7	W	6-3	Grambling State (2-0, 0-0 spring)	10/6/1982	H	W	9-0														
4/17/1974	H	W	5-2		3/15/1978	H	W	9-0	10/20/1983	H	W	9-0																
4/17/1974	A	W	7-0	Austin Peay (1-0)	9/24/1978	N7	W	6-3																				
4/12/1975	H	W	6-1	2/22/1982	H	W	9-0	3/6/1980	N2	L	1-5	Gustavus Adolphus (0-1)	4/13/1974	H	L	3-4												
3/4/1976	H	W	9-0					3/5/1981	N2	L	3-6																	
3/12/1976	A	W	9-0	Ball State (3-0)	3/2/1990	N2	W	6-0	3/17/1982	A	L	4-5	Hardin-Simmons (12-0, 11-0 spring)	3/7/1974	H	W	6-3											
2/24/2000	H	W	7-0	3/9/1991	N2	W	5-1	1/29/1983	H	L	4-5	4/5/1974	A1	W	8-1	4/11/1975	H	W	7-2									
3/29/2006	H	W	7-0	2/13/1999	H	W	7-0	3/7/1985	N2	L	1-5	4/11/1975	A	W	7-2	3/13/1976	H	W	9-0									
								3/8/1986	N2	L	2-7	3/7/1977	H	W	9-0	2/22/1979	H	W	8-1									
Air Force (3-0)	4/22/1998	N30	W	4-1	Baylor (32-11)	4/2/1974	H	L	1-6	3/6/1987	N2	W	5-4	2/24/1981	H	W	9-0	2/18/1983	H	W	9-0							
4/9/2006	H	W	6-1	4/9/1975	A	W	7-2	3/24/1988	N16	L	4-5	3/18/1989	N2	L	7-2	2/7/1984	H	W	9-0	2/7/1984	H	W	9-0					
4/27/2006	N59	W	5-0	3/26/1976	H	W	8-1	3/6/1989	N2	L	7-2	2/24/1990	N15	W	6-2	2/22/1979	H	W	8-1	2/18/1983	H	W	9-0					
				3/23/1977	A	W	8-1	2/24/1990	N15	W	6-2	2/24/1981	H	W	5-4	2/24/1981	H	W	9-0	2/7/1984	H	W	9-0					
Alabama (6-3)	3/4/1982	N2	W	5-1	3/13/1978	H	W	7-2	3/21/1990	H	W	5-4	2/18/1983	H	W	6-3	2/18/1983	H	W	9-0	2/7/1984	H	W	9-0				
3/5/1983	N2	L	4-5	4/16/1979	A	W	9-0	2/1/1992	N18	W	6-3	2/18/1983	H	W	5-2	2/18/1983	H	W	9-0	2/7/1984	H	W	9-0					
3/1/1984	N2	L	0-6	3/26/1980	H	W	9-0	3/4/1995	N2	W	5-2	2/18/1983	H	W	5-2	2/18/1983	H	W	9-0	2/7/1984	H	W	9-0					
3/19/1985	A	W	6-3	3/30/1981	A	W	9-0	3/12/1995	N25	W	5-2	2/18/1983	H	W	5-2	2/18/1983	H	W	9-0	2/7/1984	H	W	9-0					
3/3/1986	H	W	6-3	3/24/1982	H	W	9-0	3/11/1996	H	W	7-0	2/18/1983	H	W	5-2	2/18/1983	H	W	9-0	2/7/1984	H	W	9-0					
3/5/1988	N2	W	8-1	3/22/1983	A	W	9-0	3/10/1997	H	L	3-4	2/18/1983	H	W	5-2	2/18/1983	H	W	9-0	2/7/1984	H	W	9-0					
2/22/1990	N15	L	3-5	3/28/1984	A	W	9-0	3/21/1998	A	L	3-4	2/18/1983	H	W	5-2	2/18/1983	H	W	9-0	2/7/1984	H	W	9-0					
3/22/1991	N16	W	6-2	3/27/1985	H	W	9-0	3/3/1999	H	W	4-3	2/18/1983	H	W	5-2	2/18/1983	H	W	9-0	2/7/1984	H	W	9-0					
2/2/2002	H	W	5-2	4/11/1986	H	W	7-2	5/22/2004	N50	L	2-4	2/18/1983	H	W	5-2	2/18/1983	H	W	9-0	2/7/1984	H	W	9-0					
				3/21/1987	A	W	9-0																					
Arizona (1-1)	3/14/1981	H	W	5-4	4/9/1988	H	W	7-2	Colorado (4-0)	3/6/1993	N2	W	5-2	Hofstra (1-0)	3/4/1990	N2	W	5-1	Harvard (5-1)	3/4/1990	N2	W	5-1	5/17/1991	N6	W	5-1	
3/3/1984	N2	L	3-6	4/4/1989	A	W	8-1	3/18/2002	H	W	5-2	3/24/1992	H	W	9-0	3/24/1992	H	W	9-0	3/24/1992	H	W	9-0	5/17/1991	N6	W	5-1	
				4/21/1989	H20	W	6-0	2/15/2004	H	W	5-2	2/20/1993	N15	W	4-3	2/20/1993	N15	W	4-3	2/20/1993	N15	W	4-3	2/23/1994	N15	L	3-4	
				4/10/1990	H	W	8-1	4/17/2005	H	W	6-1	3/6/1995	N2	W	4-3	3/6/1995	N2	W	4-3	3/6/1995	N2	W	4-3	3/6/1995	N2	W	4-3	
				3/2/1991	A	W	9-0																					
Arizona State (4-0)	3/15/1983	H	W	7-2	4/9/1988	H	W	7-2	Dallas (1-0, 0-0 spring)	3/6/1993	N2	W	5-2	Hofstra (1-0)	3/4/1990	N2	W	5-1	Harvard (5-1)	3/4/1990	N2	W	5-1	5/17/1991	N6	W	5-1	
2/29/1984	N2	W	5-4	4/19/1991	N22	W	9-0	3/18/2002	H	W	5-2	3/24/1992	H	W	9-0	3/24/1992	H	W	9-0	3/24/1992	H	W	9-0	5/17/1991	N6	W	5-1	
2/11/2001	N37	W	4-2	2/29/1992	H	W	9-0	2/15/2004	H	W	5-2	2/20/1993	N15	W	4-3	2/20/1993	N15	W	4-3	2/20/1993	N15	W	4-3	2/23/1994	N15	L	3-4	
2/2/2003	H44	W	5-2	3/31/1993	A	W	7-0	4/17/2005	H	W	6-1	3/6/1995	N2	W	4-3	3/6/1995	N2	W	4-3	3/6/1995	N2	W	4-3	3/6/1995	N2	W	4-3	
				4/23/1993	H20	W	4-3																					
				3/24/1994	H	W	7-0	Dallas (1-0, 0-0 spring)	10/2/1978	H	W	9-0	Hofstra (1-0)	3/4/1990	N2	W	5-1	Harvard (5-1)	3/4/1990	N2	W	5-1	5/17/1991	N6	W	5-1		
				4/22/1994	N21	W	7-0	Denver (1-0)	10/2/1978	H	W	9-0	Hofstra (1-0)	3/4/1990	N2	W	5-1	Harvard (5-1)	3/4/1990	N2	W	5-1	5/17/1991	N6	W	5-1		
				4/12/1995	A	W	5-0	2/24/2006	H	W	4-0	2/26/1977	N2	W	6-3	2/26/1977	N2	W	6-3	2/26/1977	N2	W	6-3	2/26/1977	N2	W	6-3	
				4/21/1995	N22	W	5-0	Drake (1-0)	3/20/1993	N16	W	4-3	4/10/1976	H	L	2-7	4/10/1976	H	L	2-7	4/10/1976	H	L	2-7	4/10/1976	H	L	2-7
				3/28/1996	H	W	6-1	Duke (5-8)	3/20/1993	N16	W	4-3	2/26/1977	N2	W	6-3	2/26/1977	N2	W	6-3	2/26/1977	N2	W	6-3	2/26/1977	N2	W	6-3
				2/15/1997	A	W	6-1	3/10/1981	H	L	3-6	4/12/1978	H	L	4-5	4/12/1978	H	L	4-5	4/12/1978	H	L	4-5	4/12/1978	H	L	4-5	
				2/28/1998	H	W	4-3	5/15/1982	N6	W	5-3	4/4/1979	A	L	2-7	4/4/1979	A	L	2-7	4/4/1979	A	L	2-7	4/4/1979	A	L	2-7	
				5/14/1998	N31	W	4-2	5/15/1982	N6	W	5-3	4/2/1980	H	L	4-5	4/2/1980	H	L	4-5	4/2/1980	H	L	4-5	4/2/1980	H	L	4-5	
				2/11/1999	A	L	2-5	3/4/1988	N2	W	5-3	4/14/1981	A	L	3-6	4/14/1981	A	L	3-6	4/14/1981	A	L	3-6	4/14/1981	A	L	3-6	
				2/19/2000	A	L	2-5	2/18/1989	N18	W	8-1	3/29/1982	H	W	9-0	3/29/1982	H	W	9-0	3/29/1982	H	W	9-0	3/29/1982	H	W	9-0	
				4/16/2000	H	L	2-5	3/22/1997	H	L	3-4	3/4/1983	N2	W	6-0	3/4/1983	N2	W	6-0	3/4/1983	N2	W	6-0	3/4/1983	N2	W	6-0	
				5/20/2000	N6	W	4-1	3/29/1998	A	L	1-6	4/4/1983	A	W	6-3	4/4/1983	A	W	6-3	4/4/1983	A	W	6-3	4/4/1983	A	W	6-3	
				4/4/2001	H	W	7-0	3/14/1999	H	W	4-3	4/20/1984	H	W	7-2	4/20/1984	H	W	7-2	4/20/1984	H	W	7-2	4/20/1984	H	W	7-2	
				3/14/2002	A	L	1-6	3/25/2000	A	L	2-5	3/28/1985	A	W	7-2	3/28/1985	A	W	7-2	3/28/1985	A	W	7-2	3/28/1985	A	W	7-2	
				4/2/2003	H	L	2-5	3/16/2001	H	W	4-3	3/14/1986	H	W	6-3	3/14/1986	H	W	6-3	3/14/1986	H	W	6-3	3/14/1986	H	W	6-3	
				5/10/2003	A46	L	0-4	4/6/2002	A	L	0-4	2/27/1987	A	W	9-0	2/27/1987	A	W	9-0	2/27/1987	A	W	9-0	2/27/1987	A	W	9-0	
				3/30/2004	A	L	1-6	3/8/2003	H	L	3-4																	
				3/29/2005	A	L	0-7	4/2/2004	A	L	1-6																	
				4/6/2005	H	L	2-5	3/16/2005	H	L	3-4																	
				3/7/2006	H	L	3-4																					
				Boise State (1-0)	3/20/2004	H	W	4-3	East Carolina (1-0)	3/17/2003	H40	W	4-1	East Tennessee State (1-0)	5/15/2004	N49	W	4-1	Indiana (1-0)	3/15/1984	H	W	6-3	3/5/1986	N2	W	7-2	
				BYU (5-0)	2/22/1989	N15	W	6-0	Florida</																			



Series Results

LSU	(14-5, 12-4 spring)	New Mexico	(12-1)	Oklahoma State	(5-6, 2-4 spring)	2/19/2006	H	W	4-1		
11/9/1975	N3	W	5-4	2/27/1976	N2	L	4-5	5/13/2006	N60	W	4-0
10/22/1977	A7	W	6-3	4/12/1982	H	W	8-1	San Diego State			
9/23/1978	A7	L	3-6	4/7/1984	H	W	5-4	3/15/1977	A	W	8-1
3/10/1979	H	W	5-4	4/2/1986	H	W	6-3	3/23/1978	A	W	8-1
2/29/1980	A	W	5-4	3/26/1990	H	W	6-0	4/16/2006	N58	L	3-4
3/23/1986	A	L	4-5	3/12/1992	H	W	8-1	4/29/2006	N59	W	4-1
3/18/1987	H	W	5-4	2/17/1993	N15	L	3-4	San Jose State			
3/22/1988	A	L	2-7	3/25/1993	H	W	6-1	4/23/1997	H28	W	5-0
3/30/1989	H	W	5-1	2/25/1994	N15	W	4-3	Santa Clara			
3/17/1990	A	W	5-4	3/15/1997	N16	W	4-1	3/28/2001	H	W	4-1
3/14/1991	H	W	5-2	2/21/1999	H	W	6-1	SMU			
5/18/1991	N6	L	3-5	1/30/2000	A	W	7-0	4/18/1974	A	L	0-7
3/19/1992	A	W	5-4	4/7/2006	A	W	5-2	4/24/1975	H	L	1-8
2/27/1993	H	W	4-3	New Mexico State			(1-0)	11/8/1975	N3	L	1-6
3/5/1994	A	W	5-2	4/5/1974	N1	W	7-2	2/26/1976	N2	L	1-8
5/13/1995	N6	W	4-0	North Carolina			(6-5)	4/8/1976	A	L	2-7
5/18/1996	N6	W	4-3	3/8/1978	A	W	5-4	4/19/1977	H	L	2-7
5/11/2002	N43	L	0-4	3/9/1984	H	L	4-5	4/19/1978	A	W	5-4
2/26/2006	H	W	4-3	3/2/1985	H	L	4-5	4/21/1979	H	L	1-8
Mary Hardin-Baylor			(2-0)	3/8/1985	N2	L	4-5	4/19/1980	A	L	1-8
3/2/1976	H	W	6-3	3/13/1986	A	W	8-1	11/4/1980	H	W	6-3
5/5/1977	H	W	8-1	3/5/1987	N2	W	6-3	N2	L	2-7	
Maryland			(0-1)	3/29/1992	N16	L	2-4	4/1/1981	H	W	5-4
5/18/1985	N13	L	2-5	5/15/1992	N6	L	3-5	10/18/1981	N9	W	6-0
Memphis			(2-0)	3/17/1994	N16	W	5-2	4/10/1982	A	L	4-5
3/11/2000	H	W	7-0	3/26/1998	A	W	5-2	4/2/1983	H	L	4-5
2/26/2005	H	W	4-1	3/13/1999	H	W	4-3	10/2/1983	N11	W	6-3
Miami (Fla.)			(6-11)	North Carolina State			(3-0)	4/5/1984	A	L	4-5
5/23/1977	N6	L	4-5	3/7/1990	H	W	8-1	9/28/1984	N11	L	1-8
4/12/1979	H	L	4-5	3/2/1993	H	W	7-0	4/17/1985	H	L	3-6
3/17/1981	H	L	3-6	3/11/1998	H	W	4-3	4/14/1986	A	L	0-9
3/6/1986	N2	W	5-4	North Texas			(19-0, 12-0 spring)	9/28/1986	N11	W	6-3
2/19/1989	A	L	4-5	3/3/1975	H	W	5-4	3/8/1987	N2	W	5-1
2/25/1989	N15	L	1-5	2/2/1976	A	W	9-0	4/18/1987	H	L	3-6
2/21/1991	N15	L	4-5	9/24/1976	A	W	8-1	4/16/1988	A	W	6-3
2/2/1992	A	W	5-3	2/16/1977	H	W	9-0	3/18/1989	H	W	7-2
3/28/1992	N16	W	4-2	2/20/1978	H	W	9-0	4/16/1990	A	W	5-4
3/18/1993	N16	L	3-4	3/7/1979	H	W	9-0	2/16/1991	H	W	5-1
1/28/1994	A	L	3-4	11/6/1979	H	W	9-4	4/6/1992	A	W	7-2
3/18/1995	N16	W	4-3	2/21/1980	H	W	7-2	10/10/1993	H	W	6-1
3/26/1995	H	L	3-4	9/27/1980	N8	W	6-0	3/29/1994	A	W	6-1
3/10/1998	H	L	3-4	10/17/1980	H	W	8-1	3/29/1995	H	W	7-0
3/8/2002	H	W	6-1	10/23/1980	H	W	6-0	4/10/1996	A	W	6-1
3/13/2003	A	L	2-5	3/24/1981	H	W	9-0	4/19/1997	H	W	4-3
3/17/2004	H	W	7-0	11/4/1981	H	W	9-0	4/15/1998	A	L	2-5
Michigan			(3-0)	3/10/1982	H	W	6-3	4/24/1998	N30	L	0-4
5/10/1977	H	W	6-3	4/26/1983	H	W	6-3	5/15/1998	N31	L	2-4
3/26/1983	N10	W	7-2	10/17/1983	H	W	8-2	4/14/1999	H	L	2-5
5/14/2000	H36	W	4-0	2/24/1984	H	W	8-1	5/15/1999	A33	L	3-4
Michigan State			(5-0)	2/16/1988	H	W	9-0	4/13/2000	A	W	4-3
3/30/1976	H	W	9-0	1/20/1995	H	W	7-0	4/30/2000	H28	W	4-3
3/3/1995	N2	W	7-0	Northeast Louisiana			(6-1, 5-1 spring)	4/18/2001	H	L	3-4
3/6/1996	H	W	7-0	3/4/1974	H	L	2-7	3/11/1989	A	L	4-5
3/4/1997	H	W	4-3	2/20/1980	H	W	7-2	3/10/1990	H	W	7-2
3/3/2000	N35	W	4-0	11/7/1980	H	W	7-2	4/21/1990	A21	W	5-3
Middle Tennessee State			(2-0)	3/13/1983	H	W	8-1	3/17/1991	A	W	6-3
3/5/1999	N2	W	4-1	2/25/1984	H	W	7-2	3/14/1992	H	W	7-2
3/3/2000	N35	W	4-1	2/20/1986	H	W	5-4	4/18/1992	N17	W	6-0
Midwestern State			(7-0, 5-0 spring)	2/27/1988	H	W	6-3	4/17/1993	H	W	5-2
4/5/1974	N1	W	8-1	Notre Dame			(3-2)	4/24/1993	H20	W	6-1
9/26/1980	N8	W	6-0	3/4/1990	N2	L	4-5	4/1/1994	H	W	7-0
2/14/1981	H	W	9-0	2/22/1991	N15	L	3-5	2/18/1995	A	W	7-0
2/13/1982	H	W	9-0	2/22/1992	N15	W	4-0	3/30/1996	H	W	5-2
2/22/1984	H	W	9-0	2/24/1995	N15	W	6-1	3/28/1997	A	W	6-1
10/2/1984	H	W	9-0	3/15/1996	N16	W	4-0	2/14/1998	H	W	6-1
2/14/1986	H	W	9-0	Ohio State			(1-0)	4/10/1999	A	W	4-3
Minnesota			(3-0)	3/27/1992	N16	W	6-0	4/8/2000	H	W	6-1
3/24/1977	H	W	9-0	Oklahoma			(8-2, 5-2 spring)	4/7/2001	A	W	6-1
3/8/1993	N2	W	4-3	2/28/1976	N2	L	2-7	4/28/2001	N39	W	4-0
3/5/1995	N2	W	4-3	3/21/1976	H	W	5-4	3/30/2002	H	W	4-1
Mississippi			(5-3)	4/11/1977	A	W	6-3	4/9/2003	A	W	4-0
3/15/1983	H	W	9-0	3/11/1978	H	W	8-1	3/25/2004	H	L	3-4
3/2/1988	N2	W	6-3	10/12/1981	H	W	6-3	4/1/2005	A	L	3-4
3/15/1989	H	L	4-5	2/19/1983	H	W	8-1	4/1/2006	H	L	3-4
3/26/1989	N19	W	4-3	3/3/1983	N2	L	4-5	Saint Edward's			
2/23/1995	N15	L	1-6	10/1/1983	N11	W	8-1	3/2/1974	A	W	8-1
5/19/1996	N6	W	4-1	9/30/1984	N11	W	7-2	3/8/1974	H	W	9-0
2/20/1997	N15	L	1-4	3/13/1990	H	W	7-1	2/14/1975	A	W	9-0
2/15/2001	N38	W	4-2	Oklahoma Baptist			(1-0, 0-0 spring)	2/12/1976	H	W	9-0
Mississippi State			(2-1)	9/26/1980	N8	W	6-0	3/29/1977	A	W	7-0
3/7/1980	N2	W	9-0	Oklahoma City			(3-0, 2-0 spring)	2/13/1978	H	W	9-0
3/18/1994	N16	W	4-3	11/7/1975	N3	W	6-3	2/21/1979	H	W	9-0
2/21/1997	N15	L	2-5	3/14/1984	H	W	5-4	2/9/1983	H	W	9-0
3/14/1985				3/14/1985	H	W	9-0	Saint Louis			
3/14/1985				3/14/1985				1/24/2003	H	W	6-1
3/14/1985				3/14/1985				San Diego			
3/14/1985				3/14/1985				3/16/1977	A	W	9-0
3/14/1985				3/14/1985				3/22/1978	A	W	9-0
3/14/1985				3/14/1985				3/5/1981	N2	W	6-3
3/14/1985				3/14/1985				South Alabama			
3/14/1985				3/14/1985				3/6/1993	N2	W	5-1
3/14/1985				3/14/1985				3/5/2000	N35	W	4-1
3/14/1985				3/14/1985				2/25/2001	H	W	4-1
3/14/1985				3/14/1985				2/25/2002	H	L	3-4
3/14/1985				3/14/1985				2/17/2003	H	W	5-2
3/14/1985				3/14/1985				2/24/2004	H	W	6-1
3/14/1985				3/14/1985				2/23/2005	H	L	3-4
3/14/1985				3/14/1985				2/28/2006	H	L	2-5
3/14/1985				3/14/1985				South Carolina			
3/14/1985				3/14/1985				3/17/1979	N2	W	5-4
3/14/1985				3/14/1985				3/22/1981	H	L	3-6
3/14/1985				3/14/1985				3/20/1984	A	W	7-2
3/14/1985				3/14/1985				3/12/1985	H	L	3-6
3/14/1985				3/14/1985				3/9/1986	N2	L	3-6
3/14/1985				3/14/1985				3/21/1986	N14	W	6-3
3/14/1985				3/14/1985				3/5/1989	N2	W	5-2
3/14/1985				3/14/1985				Southeast Oklahoma			
3/14/1985				3/14/1985				2/11/1975	H	W	9-0
3/14/1985				3/14/1985				4/4/1977	A	W	9-0
3/14/1985				3/14/1985				Southeastern Louisiana			
3/14/1985											



Series Results

Southern California (2-5)		2/17/1989	N18	W	5-3	4/12/1983	A	W	8-1	5/16/1987	N6	L	1-5								
3/17/1980	A	L	3-6	4/7/1989	H	W	9-0	4/18/1984	H	W	8-1	5/21/1989	N6	W	5-4						
3/4/1982	N2	L	2-5	3/23/1990	A	W	7-2	4/3/1985	A	W	7-2	2/21/1992	N15	W	4-2						
2/23/1989	N15	L	2-5	3/29/1991	H	W	8-1	4/12/1986	H	W	9-0	5/15/1993	N6	L	1-5						
3/23/1991	N16	L	2-5	4/21/1991	A22	W	5-2	2/15/1987	H	W	7-2	5/22/1994	N24	L	3-4						
2/24/1996	N15	W	4-2	4/11/1992	A	W	8-1	2/24/1988	A	W	8-1	5/20/1996	N6	L	2-4						
1/23/1997	A	L	2-5	3/7/1993	N2	W	7-0	4/22/1988	N17	W	5-0	2/17/2001	N38	L	2-4						
5/19/2001	N6	W	4-2	4/2/1993	H	W	6-1	4/15/1989	H	W	8-1	UNLV (4-0)									
Southern Illinois (2-0)		4/14/1994	A	L	3-4	2/17/1990	A	W	5-4	4/26/1997	H28	W	4-3								
3/20/1979	H	W	6-3	4/24/1994	N21	L	3-4	4/13/1991	H	W	7-2	4/23/1998	N30	W	4-1						
3/23/1982	H	W	8-1	4/14/1995	H	W	6-1	2/12/1992	A	W	7-2	3/20/2001	A	W	4-0						
Southern Miss (3-0)		4/22/1995	A22	W	4-1	2/12/1993	H	W	5-2	4/15/2006	N58	W	6-1								
4/19/2002	N42	W	4-1	5/7/1995	A26	W	4-2	2/12/1994	A	W	7-0	USF (1-1)									
4/16/2004	N48	W	4-0	4/13/1996	A	W	6-1	4/3/1995	H	W	7-0	4/20/2002	N42	L	1-4						
4/22/2005	N52	W	4-0	4/21/1996	H20	W	4-2	2/17/1996	A	W	7-0	4/18/2003	N45	W	4-1						
Stanford (1-4)		2/28/1997	H	W	5-2	4/20/1996	H20	W	6-0	Utah (3-0)			3/9/1996	H	W	7-0					
2/20/1987	N15	W	5-3	4/2/1998	A	L	2-5	3/2/1997	H	W	6-1	4/24/1997	H28	W	4-3						
2/23/1992	N15	L	1-5	2/26/2000	H	W	4-3	2/27/1999	H	W	6-1	4/14/2006	A	W	6-1						
2/23/1996	N15	L	2-4	3/9/2001	A	L	2-5	3/7/1999	N2	W	4-0	UTEP (1-0)									
5/21/2000	N6	L	1-4	5/21/2001	N6	W	4-0	4/24/2001	H	W	4-1	1/31/1996	H	W	7-0						
2/8/2003	A	L	2-5	3/27/2002	H	L	3-4	3/21/2005	A	L	3-4	Vanderbilt (1-0)									
Tennessee (0-5)		3/22/2006	A	W	4-3	2/18/2006	A	W	4-3	2/17/2006	H	W	6-1	2/23/1978	N2	W	8-1				
3/25/1983	N10	L	4-5	Texas A&M-Commerce (17-2, 9-1 spring)			3/14/1974	H	W	9-0	Virginia (1-1)			4/4/2004	A	W	4-2				
2/21/1987	N15	L	1-5	2/27/1974	H	W	5-4	10/21/1974	H	W	8-1	3/4/2005	H	L	1-6						
3/28/1987	N16	L	3-4	4/12/1974	H	L	3-4	4/15/1975	H	W	9-0	Virginia Commonwealth (2-3)			5/14/1993	N6	W	5-0			
5/20/1988	N6	L	2-5	9/20/1974	H	W	9-0	10/10/1975	H	W	9-1	3/16/1995	N16	L	1-6						
5/22/2001	N6	L	0-4	10/23/1974	A	L	4-6	2/23/1976	H	W	9-0	3/14/1997	N16	L	2-4						
Texas (17-24)		2/24/1975	A	W	7-2	10/12/1976	H	W	9-0	3/3/2001	H	W	4-2	4/7/2002	A	L	0-5				
3/26/1974	A	L	0-7	9/16/1975	H	W	9-3	5/3/1977	H	W	9-0	Virginia Tech (1-0)			3/31/2000	H	W	7-0			
3/8/1975	H	L	0-9	2/18/1976	H	W	9-0	9/27/1977	H	W	9-1	Wake Forest (4-1)			3/12/1988	H	W	6-3			
3/6/1976	H	L	4-5	10/10/1976	H	W	9-0	2/28/1978	H	W	9-0	3/9/1989	H	W	7-2						
2/24/1977	N2	L	4-5	2/15/1977	A	W	9-0	2/15/1979	H	W	7-2	3/9/1990	H	W	8-1						
3/30/1977	A	L	1-8	10/10/1977	A	W	8-1	3/20/1980	H	W	9-0	3/11/1995	N25	W	7-0						
2/25/1978	N2	W	6-3	2/14/1978	A	W	9-0	9/26/1980	A8	W	5-0	5/14/2005	N53	L	1-4						
4/8/1978	H	L	3-7	10/18/1978	H	W	9-0	10/15/1980	H	W	9-0	Washington (3-2)			3/6/1999	N2	L	3-4			
3/1/1979	N2	L	1-8	2/26/1979	A	W	8-1	2/13/1981	H	W	9-0	3/23/2002	N41	W	4-3						
3/29/1979	A	L	4-5	2/25/1980	H	W	9-0	9/28/1981	H	W	9-0	2/1/2003	H44	L	1-4						
3/8/1980	N2	L	4-5	9/17/1980	H	W	9-0	2/19/1982	H	W	9-0	3/7/2004	N47	W	4-2						
4/16/1980	H	W	5-4	2/20/1981	H	W	9-0	3/8/1983	H	W	9-0	Washington & Lee (1-0)			4/19/1979	H	W	9-0			
4/7/1981	A	W	5-4	9/15/1981	H	W	9-0	2/16/1984	H	W	9-0	West Texas A&M (5-1)			2/28/1975	N2	L	2-7			
3/6/1982	N2	W	7-2	2/18/1982	H	W	9-0	Trinity (6-10)			2/27/1975	N2	L	0-9	2/26/1976	N2	W	5-4			
4/15/1982	H	W	6-3	10/9/1984	H	W	8-1	2/21/1976	A	L	1-8	3/9/1990	H	W	8-1	3/2/1981	H	W	8-1		
3/30/1983	A	W	6-3	Texas A&M-Corpus Christi (4-0)			4/29/1977	H	L	2-7	3/11/1995	N25	W	7-0	3/23/2002	N41	W	4-3			
4/10/1984	H	L	3-6	1/24/2003	H	W	6-1	4/27/1978	A	L	1-8	5/14/2005	N53	L	1-4	2/1/2003	H44	L	1-4		
4/11/1985	A	L	2-7	1/24/2004	H	W	6-1	2/27/1978	A	L	1-8	Washington & Lee (1-0)			4/19/1979	H	W	9-0			
4/19/1986	H	L	3-6	1/28/2005	H	W	4-3	3/2/1979	N2	L	0-9	West Texas A&M (5-1)			2/28/1975	N2	L	2-7			
4/7/1987	A	L	3-6	1/28/2006	H	W	5-2	5/1/1979	H	L	1-8	2/26/1976	N2	W	5-4	3/2/1981	H	W	8-1		
3/6/1988	N2	W	5-4	Texas-Arlington (14-1)			3/29/1980	A	L	1-8	3/6/1999	N2	L	3-4	3/11/1983	H	W	9-0			
4/2/1988	H	L	2-7	3/22/1974	A	W	9-0	3/20/1981	H	L	4-5	3/12/2001	A37	W	4-3	3/10/1984	H	W	8-1		
4/23/1988	A17	W	5-4	3/25/1974	H	W	8-1	2/27/1982	A	W	6-3	2/1/2003	H44	L	1-4	2/27/1985	H	W	9-0		
4/18/1989	A	W	5-4	2/7/1989	H	W	9-0	4/27/1983	H	L	4-5	3/7/2004	N47	W	4-2	Wichita State (5-3)					
4/22/1989	H20	W	5-4	1/22/1995	H	W	6-1	4/2/1984	A	L	2-7	3/23/2002	N41	W	4-3	3/6/1980	N2	W	5-4		
4/2/1990	H	L	3-6	2/4/1997	H	W	6-1	4/20/1985	H	W	6-3	3/21/1983	A10	L	4-5	4/7/1983	H	W	9-0		
4/22/1990	N21	L	4-5	4/8/1998	H	W	7-0	2/25/1986	A	W	6-3	2/4/1984	H	L	3-6	3/2/1984	N2	L	1-5		
4/3/1991	A	W	6-3	2/23/1999	A	L	3-4	3/24/1987	H	W	7-2	4/14/1987	H	W	7-2	4/14/1987	H	W	7-2		
4/8/1992	H	W	8-1	3/9/2000	H	W	6-1	4/7/1988	H	W	7-2	3/20/2003	H	W	5-2	3/20/2003	H	W	5-2		
4/19/1992	A17	W	6-0	1/29/2001	A	W	7-0	4/7/1990	H	W	6-0	3/29/2006	H	W	6-0	Wisconsin (1-1)					
4/14/1993	A	L	3-4	5/12/2001	H36	W	4-0	Tulane (5-2)			4/15/1974	H	L	3-4	4/15/1974	H	L	3-4			
4/25/1993	H20	L	2-5	2/13/2002	H	W	5-2	3/7/1996	H	W	7-0	3/15/2003	N18	W	7-0	Yale (1-0)					
3/19/1994	N16	L	1-6	1/29/2003	A	W	6-1	3/5/1999	N2	W	4-3	3/23/1989	N19	W	8-1						
4/9/1994	H	W	4-3	2/11/2004	H	W	7-0	3/1/2001	H	W	4-3	Texas A&M (34-11, 33-11 spring)									
4/23/1994	N21	W	4-1	2/3/2005	A	W	5-2	5/13/2001	H36	W	4-2	4/16/1974	H	L	0-7						
4/8/1995	A	L	3-4	2/8/2006	H	W	5-2	2/23/2002	H40	W	4-2	4/19/1975	A	L	3-6						
4/23/1995	N22	W	4-3	Texas-El Paso (1-0)			4/19/2003	N45	L	2-5	4/3/1976	A	W	6-3							
4/6/1996	H	W	6-1	4/11/1998	H	W	6-1	4/18/2004	N48	L	1-4	2/26/1977	N2	W	8-1						
4/8/1997	A	L	3-4	Texas-Pan American (5-1)			Tulsa (7-6)			2/25/1993	H	W	7-0	4/9/1977	H	L	3-6				
5/11/1997	H29	L	3-4	3/7/1975	N2	W	6-3	2/25/1993	H	W	7-0	4/4/1997	H	W	4-3	4/7/1983	H	W	9-0		
4/18/1998	H	L	1-6	2/16/1976	H	L	4-5	4/4/1997	H	W	4-3	4/5/1998	A	L	3-4	2/4/1984	H	L	3-6		
3/27/1999	A	L	3-4	4/30/1977	H	W	5-4	4/5/1998	A	L	3-4	3/2/1984	N2	L	1-5	4/14/1987	H	W	7-2		
Texas A&M (34-11, 33-11 spring)		3/6/1985	N2	W	6-3	3/1/1975	N2	W	6-3	4/22/1999	N32	L	3-4	3/20/2003	H	W	5-2	3/29/2006	H	W	6-0
4/16/1974	H	L	0-7	1/21/1995	H	W	7-0	2/16/1976	H	L	4-5	4/22/2000	A	W	6-1	Wisconsin (1-1)					
4/19/1975	A	L	3-6	1/20/1996	H	W	7-0	4/29/2000	H28	W	4-0	4/14/2001	H	W	5-2	4/15/1974	H	L	3-4		
4/3/1976	A	W	6-3	Texas Southern (2-0)			2/16/2002	A	L	2-5	4/14/2001	H	W	5-2	3/15/2003	N18	W	7-0			
2/26/1977	N2	W	8-1	3/24/1976	H	W	9-0	4/14/20													



TCU All-Americans

1977

Randy Crawford

1981

David Pate
Karl Richter

1982

David Pate
Karl Richter

1983

David Pate
Corey Wittenberg

1986

Tom Mercer

1987

Neil Broad

1988

Clinton Banducci
Earl Zinn

1989

Clinton Banducci
Eric Lingg

1990

Tony Bujan
Luis Ruetter
Sandon Stolle

1991

Luis Ruetter

1992

Tony Bujan
Luis Ruetter

1994

Paul Robinson
David Roditi

1995

Paul Robinson
David Roditi

1996

Ashley Fisher
Paul Robinson
David Roditi
Jason Weir-Smith

1997

Ashley Fisher
Jason Weir-Smith

1999

Esteban Carril

2000

Esteban Carril

2001

Esteban Carril
Trace Fielding
Jimmy Haney

2006

Rafael Abreu
Jordan Freitas

Singles All-Americans

Randy Crawford ('77)
David Pate ('81, '82, '83)
Tom Mercer ('86)
Neil Broad ('87)
Tony Bujan ('90, '92)
Luis Ruetter ('90, '91)
Paul Robinson ('94, '95, '96)
Esteban Carril ('99, '00, '01)

Doubles All-Americans

David Pate ('81, '82, '83)
Karl Richter ('81, '82)
Corey Wittenberg ('83)
Clinton Banducci ('88, '89)
Earl Zinn ('88)
Eric Lingg ('89)
Luis Ruetter ('90, '92)
Sandon Stolle ('90)
Tony Bujan ('92)
Paul Robinson ('94, '95, '96)
David Roditi ('94, '95, '96)
Ashley Fisher ('96, '97)
Jason Weir-Smith ('96, '97)
Trace Fielding ('01)
Jimmy Haney ('01)
Rafael Abreu ('06)
Jordan Freitas ('06)

All-America Selections

David Pate (6)
Paul Robinson (6)
Luis Ruetter (4)
Tony Bujan (3)
Esteban Carril (3)
David Roditi (3)
Clinton Banducci (2)
Ashley Fisher (2)
Karl Richter (2)
Jason Weir-Smith (2)
Rafael Abreu (1)
Neil Broad (1)
Trace Fielding (1)
Jordan Freitas (1)
Jimmy Haney (1)
Tom Mercer (1)
Eric Lingg (1)
Sandon Stolle (1)
Corey Wittenberg (1)
Earl Zinn (1)



Honor Roll

RAFAEL ABREU

- Doubles All-American, 2006
- All-MWC Singles First Team, 2006
- All-MWC Doubles First Team, 2006
- All-C-USA Doubles Third Team, 2005

HECTOR ALMADA

- All C-USA Second Team, 2004
- Co-Singles Player of the C-USA Championships, 2004

GREG AMAYA

- SWC No. 3 Singles Champion, 1981

JOHN BAKER

- SWC No. 3 Doubles Champion, 1987

CLINTON BANDUCCI

- Doubles All-American, 1988, 1989
- ITCA Region VI Senior Player of the Year, 1989
- All-SWC Singles Team, 1988, 1989
- All-SWC Doubles Team, 1988, 1989
- SWC No. 6 Singles Champion, 1987
- SWC No. 1 Doubles Champion, 1988

TUT BARTZEN, JR.

- SWC No. 4 Singles Champion, 1977
- SWC No. 1 Doubles Champion, 1976

LAURENT BECOUARN

- All-SWC Singles Team, 1993
- All-SWC Doubles Team, 1993
- SWC No. 2 Doubles Champion, 1992

GARY BETTS

- NCAA Academic All-American, 1987

DEVIN BOWEN

- All-SWC Singles Team, 1994
- SWC No. 6 Singles Champion, 1991, 1992

CHRIS BRANDI

- C-USA Commissioner's Honor Roll, 2002

NEIL BROAD

- Singles All-American, 1987
- SWC No. 2 Singles Champion, 1987

TONY BUJAN

- Singles All-American, 1990, 1992
- Doubles All-American, 1992
- ITA Region VI Senior Player of the Year, 1992
- All-SWC Singles Team, 1990, 1991, 1992
- All-SWC Doubles Team, 1991, 1992
- SWC No. 1 Singles Champion, 1992
- SWC No. 2 Singles Champion, 1990, 1991
- SWC No. 4 Singles Champion, 1989
- SWC No. 1 Doubles Champion, 1992

ESTEBAN CARRIL

- Singles All-American, 1999, 2000, 2001
- ITA National Clay Courts Singles Champion, 1998
- WAC Player of the Year, 1998, 1999
- WAC Freshman of the Year, 1998
- All-WAC Singles First Team, 1998, 1999, 2000, 2001

- All-WAC Doubles Second Team, 1998, 1999, 2000, 2001
- Academic All-WAC Team, 1998

GONZALO CORRALES

- All-SWC Singles Team, 1996
- SWC No. 3 Doubles Champion, 1996

RANDY CRAWFORD

- All-American, 1977
- SWC No. 1 Singles Champion, 1977
- SWC No. 1 Doubles Champion, 1976
- Outstanding Player of the SWC Tournament, 1977

CHRIS DOANE

- SWC No. 5 Singles Champion, 1980

SCOTT EDDINS

- ITA National Summer Doubles Champion, 1999
- All-WAC Singles Second Team, 2000, 2001
- All-WAC Doubles First Team, 2000

TRACE FIELDING

- Doubles All-American, 2001
- All-WAC Singles Second Team, 2001
- All-WAC Doubles First Team, 2001
- All-WAC Doubles Second Team, 2000

STEFAN FIGLEY

- SWC No. 3 Doubles Champion, 1995

ASHLEY FISHER

- Doubles All-American, 1996, 1997
- All-WAC Singles Second Team, 1997
- All-WAC Doubles First Team, 1997
- All-SWC Doubles First Team, 1995, 1996
- SWC No. 4 Singles Champion, 1996
- SWC No. 5 Singles Champion, 1995
- SWC No. 2 Doubles Champion, 1995

JORDAN FREITAS

- Doubles All-American, 2006
- All-MWC Doubles First Team, 2006

ROBERT GALLMAN

- ITA Scholar-Athlete, 2004, 2005
- C-USA Commissioner's Academic Medal, 2004

DOUGLAS GLEASON

- Prince Tennis Academic All-American, 1986

PATRICIO GONZALEZ

- SWC No. 3 Doubles Champion, 1992

TONI GORDON

- WAC Freshman of the Year, 2000
- All C-USA First Team, 2002
- All-C-USA Second Team, 2003
- All-WAC Singles Second Team, 2000, 2001
- All-WAC Doubles Second Team, 2001
- C-USA Commissioner's Honor Roll, 2002, 2003, 2004
- Academic All-WAC Team, 2001

JIMMY HANEY

- Doubles All-American, 2001
- USTA/ITA National Team Indoors Sportsmanship Award, 2001
- All-WAC Doubles First Team, 2000, 2001

SEBASTIAN IANNARIELLO

- Academic All-WAC Team, 1998, 2000

MARTIN JIRAK

- All-WAC Doubles Second Team, 1998, 1999
- Academic All-WAC Team, 1998

PETR KOULA

- Academic All-WAC Team, 2000, 2001

ERIC LINGG

- Doubles All-American, 1989
- All-SWC Doubles Team, 1989

TONY MACKEN

- SWC No. 3 Singles Champion, 1984

JOSE MARQUES-NETO

- CoSIDA District VI Academic All-American, 1985

JACOB MARTIN

- Doubles Team of the C-USA Championship, 2004

ALEX MENICHINI

- All-C-USA First Team, 2003, 2004
- Doubles Team of the C-USA Championship, 2004
- C-USA Sportsmanship Award, 2004
- C-USA All-Decade Team

TOM MERCER

- Singles All-American, 1986
- SWC No. 5 Singles Champion, 1985

ANDREI MLENDEA

- All-MWC Singles First Team, 2006

DAVID PATE

- Singles All-American, 1981, 1982, 1983
- Doubles All-American, 1981, 1982, 1983
- NCAA Doubles Champion, 1981
- ITCA National Indoors Singles Champion, 1982
- SWC No. 1 Singles Champion, 1981
- SWC No. 1 Doubles Champion, 1982

DAX PETERSON

- All-SWC Doubles Team, 1993

KARL RICHTER

- Doubles All-American, 1981, 1982
- NCAA Doubles Champion, 1981
- SWC No. 1 Doubles Champion, 1982

HAROLD RITTERSBACHER

- SWC No. 4 Singles Champion, 1983





PAUL ROBINSON

- Singles All-American, 1994, 1995, 1996
- Doubles All-American, 1994, 1995, 1996
- ITA Region VI Senior Player of the Year, 1996
- Rolex All-Star Team, 1995
- ITA All-American Doubles Champion, 1994
- ITA National Clay Courts Singles Champion, 1995
- ITA National Clay Courts Doubles Champion, 1994, 1995
- SWC Player of the Year, 1994, 1995, 1996
- All-SWC Singles Team, 1994, 1995, 1996
- All-SWC Doubles Team, 1994, 1995, 1996
- SWC No. 1 Singles Champion, 1994, 1995, 1996
- SWC No. 5 Singles Champion, 1993
- SWC No. 1 Doubles Champion, 1995, 1996
- GTE-SWC Academic Honor Team, 1996

DAVID RODITI

- Doubles All-American, 1994, 1995, 1996
- ITA Region VI "Player to Watch," 1994
- ITA Region VI Rookie of the Year, 1993
- Rolex All-Star Team, 1995
- ITA All-American Doubles Champion, 1994
- ITA National Clay Courts Doubles Champion, 1994, 1995
- All-SWC Singles Team, 1994, 1995, 1996
- All-SWC Doubles Team, 1994, 1995, 1996
- SWC No. 2 Singles Champion, 1996
- SWC No. 3 Singles Champion, 1994
- SWC No. 4 Singles Champion, 1993
- SWC No. 1 Doubles Champion, 1995, 1996

GERARD RONAN

- SWC No. 6 Singles Champion, 1989
- SWC No. 3 Doubles Champion, 1989

RICARDO RUBIO

- ITCA Region VI Rookie of the Year, 1990
- SWC No. 4 Singles Champion, 1991
- SWC No. 6 Singles Champion, 1990

LUIS RUETTE

- Singles All-American, 1990, 1991
- Doubles All-American, 1990, 1992
- SWC Player of the Year, 1991
- All-SWC Singles Team, 1989, 1990, 1991, 1992
- All-SWC Doubles Team, 1990, 1991, 1992
- SWC No. 1 Singles Champion, 1991
- SWC No. 1 Doubles Champion, 1990, 1992
- SWC No. 2 Doubles Champion

FABRIZIO SESTINI

- C-USA Player of the Year, 2005
- C-USA Freshman of the Year, 2002
- All-C-USA Second Team, 2002, 2003, 2004
- C-USA Commissioner's Honor Roll, 2003, 2004
- C-USA All-Decade Team

PATRICK SMITH

- SWC No. 3 Doubles Champion, 1987

CRAIG STOPA

- ITA All-Academic Team, 2004
- C-USA Commissioner's Academic Medal, 2003, 2004
- C-USA Commissioner's Honor Roll, 2003, 2004

SANDON STOLLE

- Doubles All-American, 1990
- All-SWC Singles Team, 1990
- All-SWC Doubles Team, 1990
- SWC No. 3 Singles Champion, 1990

- SWC No. 5 Singles Champion, 1989
- SWC No. 1 Doubles Champion, 1990
- SWC No. 2 Doubles Champion, 1989

JACOPO TEZZA

- All C-USA Third Team, 2004
- C-USA Commissioner's Honor Roll, 2004

ANDREW ULRICH

- ITA All-Academic Team, 2004
- C-USA Commissioner's Honor Roll, 2004

ANDRES URENCIO

- SWC No. 6 Singles Champion, 1996
- SWC No. 3 Doubles Champion, 1995, 1996

MARK VAN DER DONK

- SWC No. 3 Doubles Champion, 1989

DANIEL WAJNBERG

- C-USA Commissioner's Honor Roll, 2002
- Academic All-WAC Team, 2001

JASON WEIR-SMITH

- Doubles All-American, 1996, 1997
- All-WAC Singles First Team, 1997
- All-WAC Doubles First Team, 1997
- All-SWC Doubles Team, 1995, 1996
- SWC No. 5 Singles Champion, 1996
- SWC No. 2 Doubles Champion, 1995

COREY WITTENBERG

- Doubles All-American, 1983

EARL ZINN

- Doubles All-American, 1988
- All-SWC Doubles Team, 1988, 1989
- SWC No. 1 Doubles Champion, 1988

INDIVIDUAL RECORDS

SEASON COMBINED VICTORIES

Rank	Name(Singles Record)	W	L	Pct.	Year
1.	Corey Wittenberg (46-14)	87	27	.763	1982-83
2.	David Pate (45-11)	83	22	.790	1980-81
3.	David Pate (48-10)	80	18	.816	1981-82
4.	Karl Richter (32-12)	76	21	.784	1980-81
5.	Paul Robinson (43-9)	75	17	.815	1994-95
6.	Ashley Fisher (33-9)	71	20	.780	1995-96
	Tom Mercer (37-21)	71	35	.670	1983-84
8.	Paul Robinson (35-11)	70	19	.787	1995-96
9.	David Roditi (41-13)	68	25	.731	1992-93
	Randy Crawford (41-7)	68	20	.773	1976-77

SEASON COMBINED WINNING PCT (40 WINS)

Rank	Name(Singles Record)	W	L	Pct.	Year
1.	David Pate (48-10)	80	18	.816	1981-82
2.	Paul Robinson (43-9)	75	17	.815	1994-95
3.	David Pate (45-11)	83	22	.790	1980-81
4.	Paul Robinson (35-11)	70	19	.787	1995-96
5.	David Roditi (31-10)	66	18	.786	1995-96
6.	Karl Richter (32-12)	76	21	.784	1980-81
7.	Ashley Fisher (33-9)	71	20	.780	1995-96
8.	Randy Crawford (31-11)	65	19	.774	1977-78
9.	Randy Crawford (41-7)	68	20	.773	1976-77
10.	Ashley Fisher (26-11)	60	18	.769	1994-95

SEASON SINGLES VICTORIES

Rank	Name	W	L	Pct.	Year
1.	David Pate	48	10	.828	1981-82
2.	Corey Wittenberg	46	14	.767	1982-83
3.	David Pate	45	11	.804	1980-81
4.	Paul Robinson	43	9	.827	1994-95
5.	Randy Crawford	41	7	.854	1976-77
	David Roditi	41	13	.759	1992-93
7.	Devin Bowen	38	11	.776	1991-92
8.	Tony Bujan	37	12	.755	1990-91
	Tom Mercer	37	21	.638	1983-84
10.	Luis Ruette	36	15	.706	1989-90

SEASON SINGLES WINNING PCT (20 WINS)

Rank	Name	W	L	Pct.	Year
1.	Randy Crawford	41	7	.854	1976-77
2.	Esteban Carril	29	6	.829	1999-00
3.	David Pate	48	10	.828	1981-82
4.	Paul Robinson	43	9	.827	1994-95
5.	David Pate	45	11	.804	1980-81
6.	Rafael Abreu	20	5	.800	2002-03
	Corey Wittenberg	28	7	.800	1980-81
8.	Ashley Fisher	33	9	.786	1995-96
9.	Ricardo Rubio	35	10	.778	1991-92
10.	Devin Bowen	38	11	.776	1991-92





Individual Records

SEASON DOUBLES VICTORIES

Rank	Name	W	L	Pct.	Year
1.	Karl Richter	44	9	.830	1980-81
2.	Corey Wittenberg	41	13	.759	1982-83
3.	Ashley Fisher	38	11	.776	1995-96
	Jason Weir-Smith	38	11	.776	1995-96
	David Pate	38	11	.776	1980-81
6.	Paul Robinson	35	8	.814	1995-96
	David Roditi	35	8	.814	1995-96
8.	Jason Weir-Smith	34	9	.791	1996-97
	Ashley Fisher	34	7	.829	1994-95
	Jason Weir-Smith	34	7	.829	1994-95
	Clinton Banducci	34	10	.773	1988-89
	Clinton Banducci	34	9	.791	1987-88
	Tom Mercer	34	14	.708	1983-84
	Karl Richter	34	8	.810	1981-82
	Randy Crawford	34	8	.810	1877-78

SEASON DOUBLES WINNING PCT (20 WINS)

Rank	Name	W	L	Pct.	Year
1.	Earl Zinn	22	3	.880	1987-88
2.	Karl Richter	44	9	.830	1980-81
3.	Ashley Fisher	34	7	.829	1994-95
	Jason Weir-Smith	34	7	.829	1994-95
5.	Devin Bowen	27	6	.818	1992-93
6.	Paul Robinson	35	8	.814	1995-96
	David Roditi	35	8	.814	1995-96
8.	Karl Richter	34	8	.810	1981-82
	Randy Crawford	34	8	.810	1977-78
10.	Devin Bowen	25	6	.806	1993-94
	Jason Weir-Smith	25	6	.806	1993-94

CAREER SINGLES VICTORIES

Rank	Name	W	L	Pct.	Year
1.	Paul Robinson	144	46	.758	1992-96
2.	Luis Ruetter	135	63	.682	1988-92
3.	Tony Bujan	130	48	.730	1988-92
4.	David Roditi	129	43	.750	1992-96
5.	David Pate	126	31	.803	1980-83
6.	Randy Crawford	123	39	.759	1974-1978
7.	Esteban Carril	117	39	.750	1997-01
8.	Ricardo Rubio	115	46	.714	1989-93
9.	Devin Bowen	111	60	.649	1990-94
	Tom Mercer	111	72	.607	1983-87
	Corey Wittenberg	111	37	.750	1979-83

CAREER SINGLES WINNING PCT (50 WINS)

Rank	Name	W	L	Pct.	Year
1.	David Pate	126	31	.803	1980-83
2.	Randy Crawford	123	39	.759	1974-78
3.	Paul Robinson	144	46	.758	1992-96
4.	Esteban Carril	117	39	.750	1997-01
	David Roditi	129	43	.750	1992-96
	Corey Wittenberg	111	37	.750	1979-83
7.	Sandon Stolle	64	22	.744	1988-90
8.	Tony Bujan	130	48	.730	1988-92
9.	Jimmy Haney	50	20	.714	1999-01
	Ricardo Rubio	115	46	.714	1989-93

CAREER DOUBLES VICTORIES (50 WINS)

Rank	Name	W	L	Pct.	Year
1.	Jason Weir-Smith	131	33	.799	1993-97
2.	David Roditi	121	39	.756	1992-96
3.	Ashley Fisher	107	28	.793	1993-97
	Randy Crawford	107	46	.699	1974-78
5.	Corey Wittenberg	102	42	.708	1979-83
6.	David Pate	100	30	.769	1980-83
7.	Karl Richter	98	31	.760	1979-82
8.	Luis Ruetter	96	28	.774	1988-92
9.	Paul Robinson	94	27	.777	1992-96
10.	Clinton Banducci	89	27	.767	1986-89

CAREER DOUBLES WINNING PCT (50 WINS)


Rank	Name	W	L	Pct.	Year
1.	Jason Weir-Smith	131	33	.799	1993-97
2.	Ashley Fisher	107	28	.793	1993-97
3.	Paul Robinson	94	27	.777	1992-96
4.	Luis Ruetter	96	28	.774	1988-92
5.	David Pate	100	30	.769	1980-83
6.	Andres Urencio	63	19	.768	1994-97
7.	Clinton Banducci	89	27	.767	1986-89
8.	Karl Richter	98	31	.760	1979-82
9.	Sandon Stolle	53	17	.757	1988-90
10.	David Roditi	121	39	.756	1992-96

CAREER COMBINED VICTORIES

Rank	Name (Singles Record)	W	L	Pct.	Year
1.	David Roditi (129-43)	250	82	.753	1992-96
2.	Paul Robinson (144-46)	238	73	.765	1992-96
3.	Luis Ruetter (135-63)	231	91	.717	1988-92
4.	Randy Crawford (123-39)	230	85	.730	1974-78
5.	Jason Weir-Smith (97-55)	228	88	.722	1993-97
6.	David Pate (126-31)	226	61	.787	1980-83
7.	Corey Wittenberg (111-37)	213	79	.729	1979-83
8.	Ashley Fisher (94-38)	201	66	.753	1993-97
9.	Tony Bujan (130-48)	194	76	.719	1988-92
10.	Esteban Carril (117-39)	193	77	.715	1997-01

CAREER COMBINED WINNING PCT (100 WINS)

Rank	Name (Singles Record)	W	L	Pct.	Year
1.	David Pate (126-31)	226	61	.787	1980-83
2.	Paul Robinson (144-46)	238	73	.765	1992-96
3.	David Roditi (129-43)	250	82	.753	1992-96
4.	Ashley Fisher (94-38)	201	66	.752	1993-97
5.	Sandon Stolle (64-22)	117	39	.750	1988-90
6.	Randy Crawford (123-39)	230	85	.730	1974-78
7.	Corey Wittenberg (111-37)	213	79	.729	1979-83
8.	Jason Weir-Smith (97-55)	228	88	.722	1993-97
9.	Tony Bujan (130-48)	194	76	.719	1988-92
10.	Luis Ruetter (135-63)	231	91	.717	1988-92



David Roditi (left) and Paul Robinson rank first and second, respectively, in career wins at TCU.






Coaching Records

YEAR-BY-YEAR RECORDS

Year	Head Coach	Record	PCT	ITA Rank	Honors
1974	Tut Bartzzen	13-11	.542	---	---
1975	Tut Bartzzen	12-7	.632	---	---
1976	Tut Bartzzen	20-9	.690	---	---
1977	Tut Bartzzen	29-6	.829	9th	NCAA 1st Round
1978	Tut Bartzzen	19-7	.731	15th	---
1979	Tut Bartzzen	14-9	.609	18th	---
1980	Tut Bartzzen	12-9	.571	16th	---
1981	Tut Bartzzen	19-9	.679	13th	---
1982	Tut Bartzzen	22-6	.786	9th	NCAA Quarters
1983	Tut Bartzzen	23-9	.719	19th	---
1984	Tut Bartzzen	22-12	.647	---	---
1985	Tut Bartzzen	15-12	.556	18th	NIT Appearance
1986	Tut Bartzzen	17-8	.680	15th	---
1987	Tut Bartzzen	14-8	.636	12th	NCAA 2nd Round
1988	Tut Bartzzen	20-5	.800	14th	NCAA 1st Round SWC Tournament Title
1989	Tut Bartzzen	26-7	.788	4th	NCAA Semis SWC Tournament Title SWC Regular Season Title
1990	Tut Bartzzen	20-5	.800	13th	---
1991	Tut Bartzzen	16-6	.727	11th	NCAA 2nd Round SWC Tournament Title SWC Regular Season Title
1992	Tut Bartzzen	20-4	.833	7th	NCAA 2nd Round SWC Tournament Title SWC Regular Season Title
1993	Tut Bartzzen	20-7	.741	14th	NCAA 2nd Round
1994	Tut Bartzzen	18-5	.783	6th	NCAA Quarters SWC Tournament Title SWC Regular Season Title
1995	Tut Bartzzen	25-6	.806	7th	NCAA Quarters SWC Tournament Title
1996	Tut Bartzzen	23-3	.885	3rd	NCAA Semis SWC Tournament Title SWC Regular Season Title
1997	Tut Bartzzen	15-12	.556	---	NCAA Region VI Final WAC Tournament Title
1998	Tut Bartzzen	11-13	.458	38th	NCAA Region VI Semis
1999	Michael Center	14-7	.667	22nd	NCAA 2nd Round
2000	Michael Center	22-5	.815	10th	NCAA Quarters WAC Tournament Title
2001	Joey Rive	24-4	.857	5th	NCAA Semis WAC Tournament Title
2002	Joey Rive	11-12	.478	32nd	NCAA 1st Round
2003	Joey Rive	16-9	.640	21st	NCAA 2nd Round
2004	Joey Rive	18-7	.720	18th	NCAA 3rd Round
2005	Joey Rive	8-15	.348	49th	NCAA 1st Round
2006	Joey Rive	18-10	.643	31st	NCAA 2nd Round MWC Tournament Title
TOTALS	33 YEARS	588-249	.703		21 NCAA APPEARANCES 11 CONFERENCE TOURNAMENT TITLES 5 REGULAR SEASON TITLES 24 TOP 25 FINISHES



TUT BARTZEN
25 Years • 528-203 (.722)



MICHAEL CENTER
2 Years • 36-12 (.750)



JOEY RIVE
5 Years • 95-65 (.594)




DAVE BORELLI
2006-present





Coaching Legend Tut Bartzen



For 25 seasons, TCU tennis and the name of Bernard "Tut" Bartzen were synonymous. The 1998-99 campaign marked the first time in the history of TCU tennis that Bartzen was not the school's head coach.

Bartzen, who was inducted into the USPTA Hall of Fame in September 2003, was the catalyst behind the highly successful TCU men's tennis program. Under Bartzen, the Frogs finished with a top 10 ranking six times. He was named conference coach of the year seven times, and the Frogs won eight conference tournament championships.

Since the men's first national ranking in 1977, his teams placed in the top 20 every year except 1984, 1997 and 1998. For much of the 1990s, he turned the school into a consistent top 10 program. With a 528-203 (.722) record, Bartzen was one of the most successful coaches in collegiate history. Despite inheriting a team with only a single scholarship, his squads posted a losing record only once. During his brief tenure in the dual capacity as women's coach, he placed those squads in the top 20 nationally for the first time in history as well.

His achievements led the TCU Board of Trustees to name the six stadium courts the Bernard J. "Tut" Bartzen Varsity Tennis Courts in 1995.

The bulk of his career was spent in the Southwest Conference, where he won five regular season championships

(1989, 1991, 1992, 1994 and 1996), seven tournament championships (1988, 1989, 1991, 1992, 1994, 1995 and 1996; his teams were finalists in the other two played) and appeared in the NCAA national tournament eleven times (1977, 1982, 1987, 1988, 1989, 1991, 1992, 1993, 1994, 1995 and 1996). In addition, the 1995 and 1997 teams appeared in the NCAA Regionals, a tourna-

ment which his other non-NCAA teams undoubtedly would have qualified for if that competition (created in 1994) had existed.

Both his 1989 and 1996 squads reached the NCAA semifinals and also achieved the highest year-end rankings in his career, No. 4 and No. 3, respectively (although the 1992 team was ranked No. 2 most of the season). His 1992 squad advanced to the final of the prestigious National Team Indoors before losing to No. 1 Stanford.

After the 1996 team captured the final SWC regular season and tournament titles, the 1997 TCU squad won the first-ever post-season tournament of the newly-expanded Western Athletic Conference. This performance earned Bartzen WAC Coach of the Year honors.

When his coaching career ended, 16 of his players had received ITA All-America recognition 37 times. Eighteen of his Horned Frogs earned all-conference honors a total of 49 times. Between 1985 and 1996, 21 of his players captured 33 SWC singles championships (seven at the no. 1 position), and 14 different teams won 15 SWC doubles championships (seven at the no. 1 position as well).

In 1981, he coached David Pate and Karl Richter to the NCAA doubles title, and in 1996 Ashley Fisher and Jason Weir-Smith came within three games of winning that same title. Pate also won the 1982 National Indoors. Paul Robinson and David Roditi won three national doubles titles (1994 and 1995 Clay Courts and 1994 All-American).

Robinson captured the 1995 Clay Courts Championship as well.

Bartzen was named NCAA Region VI Coach of the Year five times (1989, 1990, 1991, 1992 and 1996) and Southwest Conference Coach of the Year six times (1987, 1988, 1989, 1992, 1994 and 1996). Other awards related to his collegiate coaching career include the Texas Tennis Coaches Association Coach of the Year (1988 and 1994) and induction into the Intercollegiate Tennis Hall of Fame (1985). Bartzen was also named the 1982 Wilson/ITCA National Coach of the Year.

THE BARTZEN PROFILE

- Owns a career record of 528-203 in 25 years, good for a .722 winning percentage
- Led TCU to its first NCAA Final Four appearance in 1989 and then duplicated the feat in 1996
- Won eight conference tournament titles and five regular season crowns between the Southwest Conference and Western Athletic Conference
- Had 12 20-win seasons
- Finished his career leading the Horned Frogs to 19 top 20 finishes
- Owner of seven top 10 finishes
- Made 13 NCAA team appearances
- '82 ITCA National Coach of the Year





Final Individual Rankings

Through the years, the TCU Horned Frogs have been regulars among the year-end rankings. For 26 consecutive seasons, TCU has ended its seasons with at least one ranked player. Currently, 36 different Frogs have concluded a year with a ranking. Four members of the Purple and White—Esteban Carril (1998-01), Tom Mercer (1984-87), David Roditi (1993-96) and Luis Ruette (1989-92)—earned year-end rankings in either singles or doubles four straight seasons. The highest final billing in singles belongs to Paul Robinson, who came in at No. 3 in 1996. He and Roditi have the best finish in doubles as well at No. 2 in 1995. The most players that finished the year ranked in one season was six in 2000 when the Horned Frogs surprised the NCAA field by upsetting Baylor in the round of 16 to reach the quarterfinals. TCU had five ranked players in 1987 and 1996 as well.

1979	Rick Meyers	50th			1994	Devin Bowen	64th singles		
1980	Karl Richter	40th singles				Stefan Figley	T-68th singles		
1981	David Pate	18th singles				Paul Robinson	18th singles		T-10th doubles
1982	David Pate	4th singles				David Roditi	51st singles		T-10th doubles
1983	David Pate	9th singles	15th doubles		1995	Ashley Fisher			28th doubles
	Corey Wittenberg	30th singles	15th doubles			Paul Robinson	6th singles		2nd doubles
1984	Tom Mercer	93rd singles				David Roditi	77th singles		2nd doubles
	Tony Macken		35th doubles			Jason Weir-Smith			28th doubles
	Jose Marques-Neto		35th doubles		1996	Gonzalo Corrales	62nd singles		6th doubles
1985	Neil Broad			T-30th doubles		Ashley Fisher			5th doubles
	Tom Mercer	28th singles		T-30th doubles		Paul Robinson	3rd singles		5th doubles
1986	Neil Broad	51st singles				David Roditi	25th singles		5th doubles
	Tom Mercer	21st singles				Jason Weir-Smith			6th doubles
1987	John Baker		T-49th doubles		1997	Ashley Fisher	69th singles		5th doubles
	Neil Broad	32nd singles	37th doubles			Jason Weir-Smith	51st singles		5th doubles
	Tom Mercer	84th singles			1998	Esteban Carril	37th singles		25th doubles
	Scott Meyers	85th singles	37th doubles			Martin Jirak			25th doubles
	Patrick Smith		T-49th doubles		1999	Esteban Carril	7th singles		33rd doubles
1988	Clinton Banducci	34th singles	14th doubles			Martin Jirak			33rd doubles
	Earl Zinn		14th doubles		2000	Esteban Carril	9th singles		43rd doubles
1989	Clinton Banducci	38th singles	12th doubles			Scott Eddins	91st singles		36th doubles
	Eric Lingg		12th doubles			Trace Fielding			43rd doubles
	Luis Ruette	77th singles				Toni Gordon	99th singles		
1990	Tony Bujan	39th singles				Jimmy Haney			36th doubles
	Luis Ruette	28th singles	8th doubles		2001	Petr Koula	96th singles		
	Sandon Stolle		8th doubles			Esteban Carril	11th singles		11th doubles
1991	Tony Bujan	23rd singles	13th doubles			Trace Fielding	37th singles		11th doubles
	Luis Ruette	16th singles	13th doubles		2002	Jimmy Haney			
1992	Tony Bujan	8th singles	10th doubles			Toni Gordon	77th singles		
	Luis Ruette	44th singles	10th doubles		2003	Toni Gordon	88th singles		
1993	Laurent Becouarn	53rd singles	26th doubles			Alex Menichini	77th singles		
	Dax Peterson		26th doubles			Fabrizio Sestini	100th singles		
	David Roditi	87th singles			2004	Rafael Abreu			34th doubles
						Alex Menichini	48th singles		34th doubles
					2005	Fabrizio Sestini			
						Rafael Abreu	32nd singles		18th doubles
						Fabrizio Sestini			18th doubles
					2006	Rafael Abreu	104th singles		16th doubles
						Jordan Freitas			16th doubles
						Andrei Mlendea	39th singles		





NCAA Individual Results

1975 — Corpus Christi, Texas

David Kelly, singles

1st Round: lost Alvaro Fillol, Miami (Fla.), 7-6, 7-6

Jim Allin and Randy Crawford, doubles

1st Round: lost Cohen/Holroyd, Arizona State, 6-1, 6-2

Jon Gurian and David Kelly, doubles

1st Round: lost Khan/Nakazawa, Oklahoma State, 6-1, 6-3

1976 — Corpus Christi, Texas

Randy Crawford, singles

1st Round: lost Woody Supple, Arizona, 6-3, 6-4

Tut Bartzten, Jr. and Randy Crawford, doubles

1st Round: def. Austin/Bruce, UCLA, 6-7, 6-4, 7-5

2nd Round: def. Ampon/Lubner, Southern Illinois, 7-5, 7-6

3rd Round: lost Valentinic/Walker, Houston, 6-1, 6-3

1977 — Athens, Ga.

Randy Crawford, singles

1st Round: def. Ron Myers, Miami (Fla.), 6-0, 6-2

2nd Round: lost Charlie Ellis, Georgia, 2-6, 7-6(3), 7-6(4)

Tom Mott and Rick Myers, doubles

1st Round: lost Edwards/Palin, Pepperdine, 6-3, 6-4

1978 — Athens, Ga.

Randy Crawford, singles

1st Round: lost Marty Davis, California, 6-4, 6-4

Tut Bartzten, Jr. and Randy Crawford, doubles

1st Round: def. Eber/Supple, Arizona, 6-3, 7-6(3)

2nd Round: lost Curren/Plock, Texas, 3-6, 7-6(3), 6-4

1979 — Athens, Ga.

Rick Meyers, singles

1st Round: lost Matt Woolridge, Cal-Irvine, 6-3, 6-1

Rick Meyers and David Zimmerman, doubles

1st Round: lost Bourne/Rennert, Stanford, 6-1, 6-3

1980 — Athens, Ga.

Karl Richter, singles

1st Round: lost Chris Dunk, California, 6-1, 6-4

Rick Meyers and David Zimmerman, doubles

Qualifier: lost Lapidus/Shiras, Princeton, 6-1, 6-3

1981 — Athens, Ga.

David Pate, singles

1st Round: lost Geoff MacDonald, Virginia, 4-6, 7-5, 6-3

Karl Richter, singles

Qualifier: lost Don Barton, Furman, 6-3, 4-6, 6-3

David Pate and Karl Richter, doubles, *NCAA Champions*

1st Round: def. Gaker/Lovell, Washington & Lee, 6-4, 6-2

2nd Round: def. Benson/Honey, Trinity, 6-3, 7-5

Quarters: def. Andrews/Dillon, N.C. State, 6-4, 6-4

Semis: def. Mangan/Rogers, Georgia, 7-6(3), 4-6, 6-3

Final: def. Doohan/Serret, Arkansas, 6-7(3), 6-3, 6-4

1982 — Athens, Ga.

David Pate, singles

1st Round: def. Craig Neuhard, Cal-Bakersfield, 6-4, 6-2

2nd Round: def. Mark Flur, Duke, 6-3, 6-3

3rd Round: lost Jeff Turpin, SMU, 6-2, 6-2

David Pate and Karl Richter, doubles

1st Round: def. Miller/Skanse, Gustavus Adolphus, 6-2, 6-2

2nd Round: def. Levine/Steyn, Miami (Fla.), 6-3, 6-3

Quarters: lost Malmqvist/Miller, Georgia, 6-3, 6-3

1983 — Athens, Ga.

David Pate, singles

1st Round: def. Fernando Perez, LSU, 6-3, 6-2

2nd Round: def. Howard Sands, Harvard, 4-6, 7-6, 6-4

3rd Round: lost Greg Holmes, Utah, 7-5, 4-6, 7-6

Corey Wittenberg, singles

1st Round: def. Joe Leytze, Kentucky, 6-1, 6-2

2nd Round: lost Paul Annacone, Tennessee, 4-6, 7-6, 6-4

David Pate and Corey Wittenberg, doubles

1st Round: def. Eriksson/Pahlett, Minnesota, 7-6, 6-3

2nd Round: lost Saad/Smith, Wichita State, 6-3, 7-6

1984 — Athens, Ga.

Tom Mercer, singles

1st Round: lost Fernando Perez, LSU, 7-5, 6-3

Tony Macken and Jose Marquis-Neto, doubles

1st Round: lost Leach/Pawsat, Southern California, 6-2, 6-1

1985 — Athens, Ga.

Tom Mercer, singles

1st Round: def. Mark Basham, UCLA, 4-6, 7-6(3), 7-6(3)

2nd Round: lost George Bezecey, Georgia, 6-2, 1-0, ret.

John Baker and Scott Meyers, doubles

Qualifier: lost Clark/Prevolos, Cal-Davis, 7-5, 6-2

1986 — Athens, Ga.

Tom Mercer, singles

1st Round: def. Paolo Toffolo, Temple, 6-2, 6-4

2nd Round: def. Bobby Blair, Arkansas, 6-2, 6-1

3rd Round: lost Richard Matuszewski, Clemson, 7-6(6), 1-6, 7-6(2)

1987 — Athens, Ga.

Neil Broad, singles

1st Round: def. Julio Noriega, San Diego State, 6-2, 6-4

2nd Round: def. Paul Mancini, West Virginia, 6-3, 6-1

3rd Round: lost Dan Goldberg, Michigan, 3-6, 6-3, 7-6(1)

Tom Mercer, singles

1st Round: def. Steve DeVries, California, 1-6, 6-2, 6-4

2nd Round: lost Felix Barrientos, LSU, 7-5, 6-3

1988 — Athens, Ga.

Clinton Banducci, singles

1st Round: lost Martin Blackman, Stanford, 3-6, 7-5, 6-2

Clinton Banducci and Earl Zinn, doubles

1st Round: def. Guajardo/Harkness, BYU, 7-6(3), 6-4

2nd Round: lost Dallwitz/Greenan, Wake Forest, 6-3, 4-6, 6-4

1989 — Athens, Ga.

Clinton Banducci, singles

1st Round: def. Patrick Galbreath, UCLA, 6-3, 5-7, 6-4

2nd Round: lost Trevor Kroneman, Cal-Irvine, 6-2, 6-4

Clinton Banducci and Eric Lingg, doubles

1st Round: def. Childs/Middleton, Georgia, 7-6(3), 6-3

2nd Round: def. Donar/Faulk, Miami (Fla.), 6-2, 6-4

Quarters: lost Briggs/Kronemann, 5-7, 7-5, 6-1

1990 — Los Angeles, Calif.

Tony Bujan, singles

1st Round: def. Mihnea Nastase, Mississippi State, 6-2, 6-7(7), 6-3

2nd Round: def. Doug Livingston, Arizona, 6-2, 6-2

3rd Round: lost Jason Netter, UCLA, 6-2, 6-3

Luis Ruetter, singles

Qualifier: def. Larry Gewer, Washington College, 6-1, 6-2

1st Round: def. Johan Donar, Miami (Fla.), 7-5, 1-0, ret.

2nd Round: def. Juan Rios, Mississippi State, 7-5, 6-2

3rd Round: lost Steve Bryan, Texas, 6-0, 6-0

Luis Ruetter and Sandon Stolle, doubles

1st Round: lost de Villiers/Gibson, Tennessee, 6-0, 7-6(8)

1991 — Athens, Ga.

Tony Bujan, singles

1st Round: lost Alex O'Brien, Stanford, 6-4, 7-5

Luis Ruetter, singles

1st Round: def. David Hooper, South Carolina, 6-7(4), 6-3, 7-6(7)

2nd Round: lost Donny Isaak, Southern California, 7-5, 6-1

Tony Bujan and Luis Ruetter, doubles

1st Round: def. Cosmo/D'Andrea, VCU, 6-4, 6-4

2nd Round: lost Palmer/Stark, Stanford, 6-3, 6-4

1992 — Athens, Ga.

Tony Bujan, singles

1st Round: lost Mario Pacheco, LSU, 7-5, 6-3

Luis Ruetter, singles

1st Round: lost Wade McGuire, Georgia, 6-2, 6-2

Tony Bujan and Luis Ruetter, doubles

1st Round: def. Canada/Carswell, New Mexico, 6-2, 4-6, 6-3

2nd Round: def. Kronauge/Kruse, Ball State, 3-6, 6-3, 6-2

Quarters: def. El Swwy/Pachero, LSU, 7-6(5), 6-1

Semis: lost Patel/Yee, Stanford, 4-6, 6-3, 7-6(3)

1993 — Athens, Ga.

Laurent Becouarn, singles

1st Round: lost Brian Macphie, Southern California, 6-2, 7-5

Laurent Becouarn and Dax Peterson, doubles

1st Round: lost Figley/Spiers, Colorado, 6-7(3), 7-5, 6-4





NCAA INDIVIDUAL RESULTS

1994 — South Bend, Ind.

Paul Robinson, singles

1st Round: lost Brian Stanton, Florida State, 7-6(5), 6-2

Paul Robinson and David Roditi, doubles

1st Round: lost Fitzgerald/Merklein, Florida, 6-7(5), 7-6(0), 6-4

1995 — Athens, Ga.

Paul Robinson, singles

1st Round: def. Paul Rosner, UAB, 7-5, 6-3

2nd Round: lost Robert Janacek, UCLA, 6-0, 6-0

Ashley Fisher and Jason Weir-Smith, doubles

1st Round: def. Pledger/Simmons, Mississippi State, 7-5, 6-3

2nd Round: lost Ayers/Chess, Duke, 7-6(5), 6-4

Paul Robinson and David Roditi, doubles

1st Round: def. Salazar/Sprenglemeyer, Clemson, 4-6, 6-4, 6-2

2nd Round: def. Lankford/Thompson, Kentucky, 6-3, 6-4

Quarters: lost Clark/Phillips, Texas, 3-6, 7-5, 6-1

1996 — Athens, Ga.

Paul Robinson, singles

1st Round: def. Jason White, Florida State, 6-7(5), 6-3, 6-1

2nd Round: def. Reed Cordish, Princeton, 6-2, 7-5

3rd Round: lost Manny Ramirez, Southern California, 2-6, 6-2, 7-6(5)

David Roditi, singles

1st Round: lost Cecil Mamiit, Southern California, 6-4, 6-1

Ashley Fisher and Jason Weir-Smith, doubles, NCAA Runner-Ups

1st Round: def. Chisolm/Hermansson, South Alabama, 6-3, 6-1

2nd Round: def. James/Myers, Purdue, 6-4, 6-3

Quarters: def. Budgen/Sceney, Pepperdine, 6-4, 6-4

Semis: def. Mahony/Montana, Tennessee, 6-4, 6-2

Final: lost Gimelstob/Muskatirovic, UCLA, 6-7(3), 6-4, 6-4

Paul Robinson and David Roditi, doubles

1st Round: def. Caldwell/Morrow, North Carolina, 6-1, 6-3

2nd Round: def. Salzenstein/Wolters, Stanford, 6-3, 4-6, 6-3

Quarters: lost Gimelstob/Muskatirovic, UCLA, 6-2, 7-5

1997 — Los Angeles, Calif.

Ashley Fisher, singles

1st Round: lost Ryan Wolters, Stanford, 7-5, 3-6, 6-2

Ashley Fisher and Jason Weir-Smith, doubles

1st Round: lost Landsberg/Sjoqvist, Mississippi, 6-3, 6-7, 7-5

1998 — Athens, Ga.

Esteban Carril, singles

1st Round: lost Pavel Kudrncak, Oklahoma State, 6-7(5), 7-6(5), 6-2

Esteban Carril and Martin Jirak, doubles

1st Round: lost Bryan/Hodge, Stanford, 6-2, 6-4

1999 — Athens, Ga.

Esteban Carril, singles

1st Round: def. James Shortall, Mississippi, 7-6(5), 6-3

2nd Round: def. Oliver Le Jeune, Fresno State, 6-7(5), 7-5, 7-5

3rd Round: def. Oliver Freelove, Illinois, 6-4, 6-7(9), 6-4

Quarters: lost Eric Drew, Washington, 6-4, 6-4

2000 — Athens, Ga.

Esteban Carril, singles

1st Round: def. Tyler Cleveland, Iowa, 7-6, 6-3

2nd Round: def. Oskar Johansson, Arkansas, 4-6, 7-6(3), 6-3

3rd Round: lost K.J. Hippensteel, Stanford, 6-7(7), 6-3, 7-6(6)

2001 — Athens, Ga.

Trace Fielding, singles

1st Round: def. Eddie Coates, Vanderbilt, 6-4, 6-2

2nd Round: lost K.J. Hippensteel, Stanford, 4-6, 6-4, 6-4

Trace Fielding and Jimmy Haney, doubles

1st Round: def. Shortall/Stahlberg, Mississippi, 5-7, 7-5, 7-5

2nd Round: def. Luczak/Mullins, Fresno State, 6-3, 6-4

Quarters: lost M. Boeker/Parrott, Georgia, 6-4, 6-2

2004 — Tulsa, Okla.

Alex Menichini, singles

1st Round: def. Mark Van Elden, Oklahoma State, 6-4, 6-4

2nd Round: lost Sam Warburg, Stanford, 6-0, 6-2

NCAA TEAM RESULTS • 21 APPEARANCES (26-21)

1977 — Athens, Ga.

1st Round: lost Miami (Fla.), 5-4

1982 — Athens, Ga.

1st Round: def. Duke, 5-3

Quarters: lost Georgia, 6-0

1987 — Athens, Ga.

1st Round: Bye

2nd Round: lost UCLA, 5-1

1988 — Athens, Ga.

1st Round: lost Tennessee, 5-2

1989 — Athens, Ga.

1st Round: Bye

2nd Round: def. Kentucky, 5-2

Quarters: def. UCLA, 5-4

Semis: lost Georgia, 5-1

1991 — Athens, Ga.

1st Round: def. Harvard, 5-1

2nd Round: lost LSU, 5-3

1992 — Athens, Ga.

1st Round: Bye

2nd Round: lost North Carolina, 5-3

1993 — Athens, Ga.

1st Round: def. VCU, 5-0

2nd Round: lost UCLA, 5-1

1994 — South Bend, Ind.

1st Round: def. Georgia Tech, 4-1

Quarters: lost UCLA, 4-3

1995 — College Station, Texas • Athens, Ga.

Region VI Semis: def. Ark.-Little Rock, 4-2

Region VI Final: def. Texas A&M, 4-2

1st Round: def. LSU, 4-0

Quarters: lost Georgia, 4-1

1996 — Athens, Ga.

1st Round: def. LSU, 4-3

Quarters: def. Mississippi, 4-1

Semis: lost UCLA, 4-2

1997 — Fort Worth, Texas

Region VI Quarters: def. SW Louisiana, 4-1

Region VI Semis: def. Arkansas, 4-1

Region VI Final: lost Texas, 4-3

1998 — Austin, Texas

Region VI Quarters: def. Baylor, 4-2

Region VI Semis: lost SMU, 4-2

1999 — Dallas, Texas

1st Round: def. Kansas, 4-2

2nd Round: lost SMU, 4-3

2000 — Fort Worth, Texas • Athens, Ga.

1st Round: def. Hofstra, 4-0

2nd Round: def. Michigan, 4-0

3rd Round: def. Baylor, 4-1

Quarters: lost Stanford, 4-1

2001 — Fort Worth, Texas • Athens, Ga.

1st Round: def. Texas-Arlington, 4-0

2nd Round: def. Tulane, 4-2

3rd Round: def. Southern California, 4-2

Quarters: def. Texas A&M, 4-0

Semis: lost Tennessee, 4-0

2002 — College Station, Texas

1st Round: lost LSU, 4-0

2003 — Waco, Texas

1st Round: def. SMU, 4-1

2nd Round: lost Baylor, 4-0

2004 — Lexington, Ky. • Tulsa, Okla.

1st Round: def. East Tennessee St., 4-1

2nd Round: def. Kentucky, 4-2

3rd Round: lost Clemson, 4-2

2005 — Lubbock, Texas

1st Round: lost Wake Forest, 4-1

2006 — Malibu, Calif.

1st Round: def. San Diego, 4-0

2nd Round: lost Pepperdine, 4-0





National Tournament Results

ITA ALL-AMERICAN

1980 — Los Angeles, Calif.

Karl Richter, singles

1st Round: lost Scott Davis, Stanford, 6-4, 6-4

1981 — Los Angeles, Calif.

David Pate, singles

1st Round: lost Jacques Manset, UCLA, 0-6, 7-5, 6-4

1985 — Los Angeles, Calif.

Tom Mercer, singles

1st Round: def. Dani Leal, Pepperdine, 7-6, 3-6, 7-5

2nd Round: lost Rick Leach, Southern California, 6-4, 6-1

1986 — Los Angeles, Calif.

Tom Mercer, singles

1st Round: def. Bill Uribe, LSU, 7-5, 7-5

2nd Round: lost Shelby Cannon, Tennessee, 6-4, 6-2

1989 — Athens, Ga.

Luis Ruetter, singles

1st Round: lost Jonathan Stark, Stanford, 7-5, 6-3

Luis Ruetter and Sandon Stolle, doubles

1st Round: lost Jensen/Parker, Georgia, 7-5, 6-1

1990 — Athens, Ga.

Luis Ruetter, singles

1st Round: def. John Falbo, Kansas, 7-5, 6-2

2nd Round: lost David Kass, Michigan, 6-3, 6-2

Tony Bujan, singles

1st Round: lost Johan Milbrink, LSU, 1-6, 6-2, 6-4

1991 — Austin, Texas

Luis Ruetter, singles

1st Round: def. Bruce Haddad, Florida, 6-2, 7-5

2nd Round: lost Roland Thornqvist, North Carolina, 6-2, 6-3

Tony Bujan, singles

1st Round: def. Greg Seilkop, Clemson, 6-0, 6-3

2nd Round: def. Christophe Damiens, Mississippi State, 7-6, 6-3

3rd Round: lost Alex O'Brien, Stanford, 6-4, 6-2

Tony Bujan and Luis Ruetter, doubles

1st Round: lost Cosmo/D'Andrea, VCU, 6-2, 6-4

1994 — Austin, Texas

Paul Robinson, singles

1st Round: lost Tad Berkowitz, New Mexico, 6-1, 6-1

Paul Robinson and David Roditi, doubles, All-American Champions

1st Round: def. Goldstein/Humphries, Stanford, 7-6, 6-2

Quarters: def. Keyser/Swart, South Alabama, 4-6, 6-1, 6-1

Semis: def. Kovalski/Muskatirovic, Miami (Fla.), 6-4, 3-6, 6-3

Final: def. Miquelard/Simmons, Mississippi State, 7-6, 3-6, 7-5

1995 — Austin, Texas

Paul Robinson, singles

1st Round: def. Brint Morrow, North Carolina, 6-3, 6-3

2nd Round: def. Justin Gimelstob, UCLA, 7-6, 2-6, 6-2

3rd Round: lost Chris Groer, Vanderbilt, 3-6, 6-3, 6-4

Ashley Fisher and Jason Weir-Smith, doubles

1st Round: def. Baldas/Laschinger, Georgia, 7-6, 7-6

Quarters: lost Petterson/Smith, UNLV, 7-6, 6-3

Paul Robinson and David Roditi, doubles

1st Round: lost Gimelstob/Muskatirovic, UCLA, 6-4, 6-3

1996 — Austin, Texas

Ashley Fisher and Jason Weir-Smith, doubles

1st Round: def. Pranic/Williams, Tulsa, 6-4, 6-3

Quarters: lost Kohler/Muzyka, Duke, 6-3, 6-4

1998 — Austin, Texas

Esteban Carril, singles

1st Round: def. Martin Woisetchlager, UAB, 6-4, 6-1

2nd Round: def. Ariel Rivero, Alabama, 7-6, 6-4

3rd Round: lost Justin O'Neal, Florida, 6-4, 7-5

Esteban Carril and Martin Jirak, doubles

1st Round: lost Caballero/Dubey, New Mexico, 7-6, 3-6, 7-6

1999 — Austin, Texas

Esteban Carril, singles

1st Round: lost Matthieu Amgwerd, New Mexico, 2-6, 6-0, 6-3

Scott Eddins, singles

1st Round: lost Nenad Toroman, Tulsa, 4-6, 7-5, 6-1

Trace Fielding, singles

1st Round: def. Nathan Overholser, Florida, 6-4, 4-3, ret.

2nd Round: lost Guillaume Legat, South Carolina, 6-4, 6-3

Petr Koula, singles

1st Round: lost Carlos Drada, Kentucky, 2-6, 7-6, 6-4

Esteban Carril and Martin Jirak, doubles

1st Round: lost Carter/Osterieth, Arizona State, 6-7, 7-6, 6-3

2000 — Stone Mountain, Ga.

Esteban Carril, singles

1st Round: lost Al Garland, Pepperdine, 6-3, 4-6, 7-6

2002 — Chattanooga, Tenn.

Toni Gordon, singles

1st Round: def. Wade Orr, Tennessee, 4-6, 7-6(4), 6-1

2nd Round: lost Bo Hodge, Georgia, 6-2, 7-6(8)

Alex Menichini, singles

1st Round: lost Michael Calkins, Illinois, 7-6(3), 6-3

2003 — Chattanooga, Tenn.

Alex Menichini, singles

1st Round: def. Chris Martin, Illinois, 0-6, 6-4, 6-3

2nd Round: lost Michael Kogan, Tulane, 6-3, 4-6, 6-3

2004 — Chattanooga, Tenn.

Fabrizio Sestini, singles

1st Round: def. Jamil Al-Agba, Southern California, 3-6, 6-2, 7-5

2nd Round: lost Conor Niland, California, 6-0, 7-6(4)

Rafael Abreu and Fabrizio Sestini, doubles

1st Round: lost Buck/McClung, Air Force, 8-5

ITA NATIONAL INDOORS

1978 — Houston, Texas (singles) • Wichita, Kan. (doubles)

Randy Crawford, singles

1st Round: lost Marty Davis, California, 7-6(4), 7-6(4)

Jim Allin and David Kelly, doubles

1st Round: lost Curran/Plock, Texas, 6-4, 6-2

Tut Bartzen, Jr. and Randy Crawford, doubles

1st Round: def. Johnson/Narakka, Arkansas-Little Rock, 7-6, 6-4

2nd Round: def. Nichols/O'Rourke, Wichita State, 7-6, 6-4

Quarters: def. Deller/Shore, Alabama, 3-6, 6-4, 7-6

Semis: lost Doyle/Leeds, Yale, 6-2, 5-7, 6-3

1979 — Houston, Texas (singles) • Wichita, Kan. (doubles): Fall 1978

Rick Meyers, singles

1st Round: lost Robert Van't Hof, Southern California, 6-4, 6-4

Greg Amaya and Greg Olsen, doubles

1st Round: lost Kennerley/Lubner, Southern Illinois-Carbondale, 5-7, 6-1, 6-4

Rick Meyers and David Zimmerman, doubles

1st Round: def. McMahon/Pushek, Wichita State, 6-0, 6-7, 6-3

2nd Round: lost Brady/Leeds, Yale, 5-7, 7-6, 7-6

1980 — Houston, Texas (singles) • Wichita, Kan. (doubles)

Greg Amaya and Karl Richter, doubles

1st Round: lost Dyke/Pushyk, Wichita State, 6-3, 6-2

Rick Meyers and David Zimmerman, doubles

1st Round: def. Luttrell/Seeney, Oklahoma State, 3-6, 6-3, 6-4

2nd Round: def. Jordaan/Van't Hof, SMU, 6-2, 6-7, 6-1

Quarters: def. McMahon/Smith, Wichita State, 5-7, 6-3, 6-2

Semis: lost Dickson/Murphy, Clemson, 6-2, 6-2

1982 — Princeton, N.J.

David Pate, singles, Indoors Champion

1st Round: def. Danny Weiss, Northwestern, 6-3, 6-0

2nd Round: def. Rich Gallien, Pepperdine, 7-6, 6-2

Quarters: def. Mike Leach, Michigan, 6-2, 6-4

Semis: def. Mike DePalmer, Tennessee, 6-2, 6-7, 7-6

Final: def. Brad Gilbert, Pepperdine, 6-2, 7-6(4)

David Pate and Karl Richter, doubles

1st Round: lost Malmqvist/Miller, Georgia, 7-6, 6-4

1983 — Princeton, N.J.

David Pate, singles

1st Round: def. Marc Flur, Duke, 6-4, 6-2

2nd Round: lost Ted Farnsworth, Princeton, 7-5, 3-6, 7-5

David Pate and Corey Wittenberg, doubles

1st Round: def. Baxter/VonNostrand, Pepperdine, 6-4, 5-7, 6-4

Quarters: lost Korita/Vanier, SMU, 6-2, 6-4

1987 — Richmond, Va.

Neil Broad, singles

1st Round: lost Steve DeVries, California, 6-2, 6-4

1989 — Minneapolis, Minn.

Luis Ruetter, singles

1st Round: def. Greg Failla, Southern California, 6-3, 1-6, 6-2

2nd Round: lost Steve Longley, South Carolina, 7-6, 6-2

Clinton Banducci and Eric Lingg, doubles

1st Round: def. Harkness/Mattice, BYU, 3-6, 6-2, 6-4

Quarters: lost Galbraith/Garrow, UCLA, 6-3, 1-6, 7-6

1990 — Minneapolis, Minn.

Luis Ruetter, singles

1st Round: lost Johan Milbrink, LSU, 6-3, 6-3

Luis Ruetter and Sandon Stolle, doubles

1st Round: def. Berryman/Havrilenko, Cal Poly, 7-5, 6-2

Quarters: def. Barber/Quinney, UCLA, 6-3, 7-6

Semis: lost Eisenman/Lucena, California, 6-2, 6-3

1991 — Minneapolis, Minn.

Tony Bujan, singles

1st Round: def. Matt Lucena, California, 6-2, 7-5

2nd Round: def. Mike Shyjan, Harvard, 6-1, 6-2

Quarters: lost Patricio Arnold, Georgia, 6-2, 6-1

Luis Ruetter, singles

1st Round: def. Brian Ulhlein, Minnesota, 6-2, 6-4

2nd Round: def. Donny Isaak, Southern California, 6-4, 6-3

Quarters: def. Al Parker, Georgia, 6-0, 5-7, 6-4

Semis: lost Brice Karsh, Tennessee, 6-1, 3-6, 6-4

Tony Bujan and Luis Ruetter, doubles

1st Round: lost Baron/Parker, Georgia, 4-6, 6-4, 6-4





1992 — Minneapolis, Minn.

Tony Bujan, singles
 1st Round: def. Cary Lothringer, Pepperdine, 6-0, 6-2
 2nd Round: def. David DiLucia, Notre Dame, 2-6, 6-2, 6-3
 Quarters: lost Steve Campbell, Rice, 7-6, 4-6, 6-4
Tony Bujan and Luis Ruetter, doubles
 1st Round: def. Anderson/Hlushko, Minnesota, 6-3, 7-5
 Quarters: lost Coleman/DiLucia, Notre Dame, 6-4, 6-1

1994 — Dallas, Texas

Paul Robinson, singles, Indoors Runner-Up
 1st Round: def. Ryan Simme, Notre Dame, 7-5, 7-5
 2nd Round: def. Michael Flanagan, Stanford, 6-4, 1-6, 6-3
 Quarters: def. Sebastian LeBlanc, UCLA, 6-2, 6-2
 Semis: def. Brandon Coupe, San Jose State, 7-5, 6-3
 Final: lost Sargis Sargsian, Arizona State, 6-3, 6-3
Stefan Figley, singles
 1st Round: lost Robert Janacek, UCLA, 6-2, 6-1
Paul Robinson and David Roditi, doubles
 1st Round: lost Rosner/Snyman, UAB, 4-6, 6-3, 7-6

1995 — Dallas, Texas

Paul Robinson, singles, Indoors Runner-Up
 1st Round: def. Marc-Andre Tardiff, Cal-Irvine, 6-1, 6-4
 2nd Round: def. Steven Baldas, Georgia, 6-2, 6-4
 Quarters: def. Fredrik Bergh, Fresno State, 3-6, 6-1, 6-3
 Semis: def. Chad Clark, Texas, 6-1, 7-5
 Final: lost Sargis Sargsian, Arizona State, 6-1, 6-4
Jason Weir-Smith, singles
 1st Round: def. Johan Hede, Mississippi, 6-4, 2-6, 7-6(3)
 2nd Round: lost Jamie Laschinger, Georgia, 6-4, 6-2
Ashley Fisher and Jason Weir-Smith, doubles
 1st Round: def. McKenzie/Stanton, Florida State, 6-3, 6-4
 Quarters: def. Isroff/Slattery, Kansas, 6-7, 7-5, 7-6
 Semis: lost Rosner/Snyman, UAB, 6-4, 6-1
Paul Robinson and David Roditi, doubles
 1st Round: def. Andersson/Ruiz, Incarnate Word, 6-4, 6-0
 Quarters: def. Baldas/Laschinger, Georgia, 7-5, 3-6, 6-2
 Semis: lost Goldstein/Humphries, Stanford, 6-7, 6-2, 6-4

1996 — Dallas, Texas

Paul Robinson, singles
 1st Round: def. Thomas Thieulot, Mississippi State, 6-3, 6-4
 2nd Round: lost Rob Chess, Duke, 6-7(5), 6-1, 6-4
Gonzalo Corrales, singles
 1st Round: def. John Roddick, Georgia, 3-6, 6-3, 7-6(4)
 2nd Round: lost Jeff Salzenstein, Stanford, 6-1, 6-2
David Roditi, singles
 1st Round: def. Pablo Montana, Tennessee, 6-2, 7-5
 2nd Round: lost Cedric Kauffman, Kentucky, 6-1, 6-4
Ashley Fisher and Jason Weir-Smith, doubles
 1st Round: def. Merkert/Stump, Wake Forest, 7-5, 7-6
 Quarters: lost Diaz/Polonyi, Boise State, 6-1, 7-5
Paul Robinson and David Roditi, doubles
 1st Round: def. Bosman/Silva, Auburn, 6-4, 6-3
 Quarters: lost Goldstein/Thomas, Stanford, 5-7, 6-3, 6-4

1997 — Dallas, Texas

Ashley Fisher, singles
 1st Round: def. Pepe Caballero, New Mexico, 7-5, 3-6, 6-1
 2nd Round: lost Mike Russell, Miami (Fla.), 6-2, 6-3

1998 — Dallas, Texas

Esteban Carril, singles
 1st Round: def. Kyle Spencer, Southern California, 7-6, 6-3
 2nd Round: lost Pavel Kudrnac, Oklahoma State, 6-2, 4-6, 6-4

1999 — Dallas, Texas

Esteban Carril, singles
 1st Round: lost Peter Handoyo, Tennessee, 6-2, 6-2

2003 — Ann Arbor, Mich. (played in fall)

Rafael Abreu and Fabrizio Sestini, doubles
 1st Round: lost Colombo/Pelva, Auburn, 8-4

2004 — Ann Arbor, Mich. (played in fall)

Rafael Abreu and Fabrizio Sestini, doubles
 1st Round: def. Carrasco/Omana, College of Santa Fe (N.M.), 8-2
 Quarters: lost Green/Wilson, Ohio State, 9-8(6)

ITA NATIONAL CLAY COURTS

(DISCONTINUED AFTER 2000)

1989 — Hilton Head, S.C.

Luis Ruetter, singles
 1st Round: def. Doug Flach, Tennessee, 1-6, 6-0, 7-5
 2nd Round: lost Jose Noriega, San Diego, 6-1, 5-7, 6-1

1990 — Panama City Beach, Fla.

Tony Bujan, singles
 1st Round: def. Michael Zimmerman, Harvard, 6-4, 1-6, 7-5
 2nd Round: lost Martin Dionne, Drake, 7-6, 6-2
Luis Ruetter, singles
 1st Round: def. Mark Jeffrey, Mississippi State, 6-3, 6-3
 2nd Round: lost Louie Gloria, South Carolina, 6-3, 7-6

1991 — Wilmington, N.C.

Tony Bujan, singles
 1st Round: def. David Hall, Duke, 6-4, 6-4
 2nd Round: def. Woody Webb, North Carolina, 4-6, 6-4, 6-4
 Quarters: lost Jose Noriega, San Diego, 6-2, 4-1, ret.
Luis Ruetter, singles
 1st Round: lost Chris Woodruff, Tennessee, 1-6, 6-4, 6-3

1994 — Jackson, Miss.

Paul Robinson, singles
 1st Round: def. Tad Berkowitz, New Mexico, 7-5, 6-4
 2nd Round: def. Ivan Keskinov, Fresno State, 6-4, 6-3
 Quarters: lost Chad Clark, Texas, 6-3, 6-2

David Roditi, singles

1st Round: lost Johan Hede, Mississippi, 6-2, 6-0
Paul Robinson and David Roditi, doubles, Clay Courts Champions
 1st Round: def. B. Juinio/R. Juinio, Fresno State, 6-2, 6-2
 Quarters: def. Clark/Phillips, Texas, 6-2, 6-4
 Semis: def. Miquelard/Simmons, Mississippi State, 6-7(4), 6-2, 6-2
 Final: def. Caldwell/Morrow, North Carolina, 4-6, 7-5, 6-4

1995 — Baltimore, Md.

Paul Robinson, singles, Clay Courts Champion
 1st Round: def. Gus Fernandez, LSU, 6-4, 6-1
 2nd Round: def. Chris Groer, Vanderbilt, 7-6(6), 6-3
 Quarters: def. Jan Hermansson, South Alabama, 6-2, 6-2
 Semis: def. Cedric Kauffman, Kentucky, 3-6, 7-6(4), 6-2
 Final: def. Fredrik Giers, Fresno State, 6-2, 6-3

Ashley Fisher and Jason Weir-Smith, doubles

1st Round: def. Abocoa/Vissepo, Kansas, 7-6, 7-5
 Quarters: def. Dalgaard/Diar, Boise State, 6-2, 6-2
 Semis: lost Cooper/Evelyn, Wichita State, 6-4, 2-6, 6-3
Paul Robinson and David Roditi, doubles, Clay Courts Champions
 1st Round: def. Pun/Sprouse, Notre Dame, 6-3, 6-3
 Quarters: def. Elmsblad/Kodjoe, VCU, 6-4, 6-4
 Semis: def. Mahony/Montana, Tennessee, 7-6(6), 5-7, 6-1
 Final: def. Cooper/Evelyn, Wichita State, 6-0, 6-4

1996 — Baltimore, Md.

Gonzalo Corrales, singles
 1st Round: def. Chris Magyary, Cal Poly, 6-3, 6-4
 2nd Round: def. Gus Fernandez, LSU, 6-1, 6-4
 Quarters: lost Thomas Dupre, Mississippi State, 4-2, ret.
Ashley Fisher and Jason Weir-Smith, doubles
 1st Round: def. Pranic/Williams, Tulsa, 6-3, 6-3
 Quarters: def. Jackmon/Mahal, California, 6-4, 6-3
 Semis: lost Crichton/Hamilton, Arkansas, 4-6, 6-3, 6-4

1997 — Baltimore, Md.

Esteban Carril, singles
 1st Round: def. John Roddick, Georgia, 6-2, 6-4
 2nd Round: lost Vladimir Pavkevich, South Carolina, 6-3, 1-6, 6-3

1998 — Baltimore, Md.

Esteban Carril, singles, Clay Courts Champion
 1st Round: def. Jeff Williams, Arizona State, 6-3, 6-3
 2nd Round: def. Marco Williams, Mississippi State, 3-6, 6-4, 6-4
 3rd Round: def. Brian Vahaly, Virginia, 6-2, 7-6(3)
 Quarters: def. Oliver Freelove, Illinois, 6-3, 6-2
 Semis: def. Guillaume Legat, South Carolina, 2-6, 6-3, 6-4
 Final: def. Hisham Hemeda, Georgia, 6-2, 6-0

Martin Jirak, singles

1st Round: lost Alex Concado, Old Dominion, 6-1, 6-0
Esteban Carril and Martin Jirak, doubles
 1st Round: def. Jourdon/Legat, South Carolina, 7-5, 6-4
 2nd Round: def. Lenhoff/Mule, UNC-Greensboro, 6-2, 6-2
 Quarters: lost Skorin/Zivkovic, UNLV, 6-2, 6-3

ITA NATIONAL TEAM INDOORS

1987 — Louisville, Ky.

1st Round: lost UCLA, 5-3

1989 — Louisville, Ky.

1st Round: def. BYU, 6-0
 2nd Round: lost Southern Cal, 5-2

1990 — Louisville, Ky.

1st Round: lost Alabama, 5-3

1991 — Louisville, Ky.

1st Round: lost Miami (Fla.), 5-4

1992 — Louisville, Ky.

1st Round: def. Kentucky, 4-2
 Quarters: def. UCLA, 4-2
 Semis: def. Notre Dame, 4-0
 Final: lost Stanford, 5-1

1993 — Louisville, Ky.

1st Round: lost New Mexico, 4-3

1994 — Louisville, Ky.

1st Round: lost Harvard, 4-3

1995 — Louisville, Ky.

1st Round: lost Mississippi, 6-1

1996 — Louisville, Ky.

1st Round: def. Florida, 4-2
 Quarters: lost Stanford, 4-2

1997 — Louisville, Ky.

1st Round: lost Mississippi, 4-1

2001 — Seattle, Wash.

1st Round: def. Mississippi, 4-2
 Quarters: def. Okla. State, 4-0
 Semis: lost UCLA, 4-2





Frogs in the Pros

Greg Amaya (1979-82)

- Career High Singles: 203 (Jan. 16, 1978)
- Career High Doubles: 471 (Nov. 26, 1984)

Hector Almada (2004)

- Career High Singles: 935 (Dec. 9, 2002)
- Career High Doubles: 515 (Nov. 20, 2006)

John Baker (1947-49)

Clinton Banducci (1986-89)

- Career High Singles: 526 (Sept. 10, 1990)
- Career High Doubles: 296 (Feb. 17, 1992)

Laurent Becouarn (1991-93)

Devin Bowen (1991-94)

- Career High Singles: 635 (Feb. 26, 1996)
- Career High Doubles: 39 (Aug. 11, 2003)




Tony Bujan (1989-92)

- Career High Singles: 477 (May 9, 1994)
- Career High Doubles: 325 (July 5, 1993)

Neil Broad (1985-87)

- Career High Singles: 84 (May 8, 1989)
- Career High Doubles: 9 (Apr. 9, 1990)



Esteban Carril (1998-01)

- Career High Singles: 462
- Career High Doubles: 291

Randy Crawford (1975-78)

- Career High Singles: 175 (Dec. 31, 1978)

Talito Gonzalo Corrales (1996-97)

Scott Eddins (1998-01)

- Career High Singles: 847 (June 10, 2002)
- Career High Doubles: 275 (Aug. 5, 2002)

Trace Fielding (1998-01)

- Career High Singles: 465 (Oct. 21, 2002)
- Career High Doubles: 275 (Dec. 15, 2003)

Stefan Figley (1994-95)

Ashley Fisher (1994-97)

- Career High Singles: 489 (July 24, 2000)
- Career High Doubles: 36 (Feb. 17, 2003)

Tony Gordon (2000-03)

Eric Lingg (1988-89)

- Career High Doubles: 837 (Sept. 15, 1986)

Tony Macken (1983-84)

- Career High Singles: 932 (Oct. 19, 1987)
- Career High Doubles: 561 (Oct. 12, 1987)

Jose Marques-Neto (1983-86)






Frogs in the Pros

Alex Menichini (2002-04)

- Career High Singles: 1227 (May 10, 2004)
- Career High Doubles: 1601 (May 15, 2005)



Tom Mercer (1984-87)

- Career High Singles: 303 (Aug. 28, 1989)
- Career High Doubles: 112 (Sept. 20, 1993)

Scott Meyers (1984-87)

Rick Meyers (1977-80)

- Career High Singles: 415 (Jan. 4, 1982)
- Career High Doubles: 409 (Jan. 3, 1983)

David Pate (1981-83)

- Career High Singles: 45 (Jan. 16, 1989)
- Career High Doubles: 1 (Jan. 14, 1991)

Dax Peterson (1993-94)

Karl Richter (1980-82)


- Career High Singles: 285 (July 30, 1984)
- Career High Doubles: 116 (July 28, 1986)

Paul Robinson (1993-96)

- Career High Singles: 482 (July 7, 1997)
- Career High Doubles: 289 (June 23, 1997)

David Roditi (1993-96)

- Career High Singles: 826 (July 7, 1997)
- Career High Doubles: 41 (May 18, 1998)



Luis Ruelle (1989-92)

- Career High Singles: 466 (July 11, 1988)
- Career High Doubles: 369 (Aug. 13, 1990)

Fabrizio Sestini (2002-2004)

- Career High Singles: 1322 (Aug. 6, 2001)
- Career High Doubles: 667 (May 27, 2002)


Patrick Smith (1987-88)

Sandon Stolle (1989-91)

- Career High Singles: 50 (Jan. 13, 1997)
- Career High Doubles: 2 (March 5, 2001)

Jason Weir-Smith (1994-97)

- Career High Singles: 632 (March 6, 2000)
- Career High Doubles: 81 (June 18, 2001)



Corey Wittenberg (1980-83)

- Career High Singles: 417 (March 18, 1985)
- Career High Doubles: 334 (March 18, 1985)

Earl Zinn (1988)

- Career High Doubles: 257 (June 19, 1989)



All-Time Letterwinners



-AAA-

Abreu, Rafael	2003-04-05-06
Alexander, Clyde	1932-33-34
Allin, Jim	1975-76-77-78
Allmon, Otis	1985
Almada, Hector	2004
Amaya, Gregory	1979-80-81-82
Armstrong, Lance	1982
Atkinson, W.P.	1928

-BBB-

Badgett, Bob	1921-22
Baker, Harlan	1956-57-58
Baker, John	1947-48-49
Baker, John	1984-85-86-87
Baker, Virgil	1952
Baker, Wally	1993
Banducci, Clinton	1986-87-88-89
Barnett, Kirk	1979
Bartzen, Fred Jr.	1976-77-78-79
Bass, Bobby	1936-37-38
Baumerdner, Ron	1976
Becker, Sergio	1985
Becouarn, Laurent	1991-92-93
Bender, Mike	1980
Bere, Matt	1997-98
Betts, Gary	1985-86-87-88
Billingsley, Jack	1939-40-41
Bilstrom, David	1979-80
Bowen, Devin	1991-92-93-94
Boynton, Craig	1983-84
Bradley, Walter	1938
Brandi, Chris	2002
Broad, Neil	1985-86-87
Brown, Ted	1925-26-27
Buerger, Tom	1975-76-77-78
Bujan, Tony	1989-90-91-92
Bush, Douglass	1924-25-26

-CCC-

Cannon, Jim	1979-80
Caraminas, Juan	1969-70-71
Carril, Esteban	1998-99-00-01
Clayton, Danny	1966
Conrad, Matthew	1989
Cook, Gene	1957-58-59
Cornell, Bob	1952-53
Corrales, Gonzalo	1996-97
Cost, John Jr.	1983
Crawford, Randy	1975-76-77-78
Crawford, William	1925



Esteban Carril ranks second all-time in season singles winning percentage (.829, 1999-00)

-DDD-

Dawson, James	1980
Dickenson, Marc	1979-80
Dillman, Brain	1987
Disney, Rick	1971
Doane, Chris	1979-80-81-82
Donk, Mark van der	1989
Dopson, Richard	1987
Dopson, William	1987
Downs, Pat	1981
Dul, Kevin	1982
Dye, Steffan	1988

-EEE-

Eddins, Scott	1998-99-00-01
Ewell, Charles	1927-28-29-30

-FFF-

Falls, Max	1972-73-74-75
Farmer, Bob	1964-65-66
Ferguson, Bernie	1953
Fielding, Trace	1998-99-00-01
Figley, Stefan	1994-95
Fisher, Ashley	1994-95-96-97
Fletcher, John	1970-71-72-73
Forsythe, Kim	1980-81
Friedman, Zach	1997-98



Ashley Fisher was named a Doubles All-American in 1996 and 1997

-GGG-

Gagnon, Justin	1998-99-00-01
Gali, Willy	2002-03
Gallman, Robert	2004
Garcia, Andy	1979
Gardner, Ayts	1934-35
Giesea, Jeff	1989-90-91-92
Gillespie, Louis	1954-55-56
Glass, Mark	1995-96
Gleason, Doug	1986-87-88
Gonzalez, Patricio	1991-92
Gordon, Antonio	2000-01-02-03
Gordon, Charles	1954-55-56
Gridley, Cliff	1973-74
Gurian, Jon	1975-76

-HHH-

Hale, Shadie	1917
Hamilton, Jerry	1968
Haney, Jimmy	2000-01
Hansen, Jim	1974-75
Hardin, Don	1953
Harris, Tom	1973-74
Hart, Collin	2004
Hart, Mark	1933-34
Hart, Paul	1988-89
Hendriks, Bret	1984-85
Herd, Marion	1932-33
Hill, Tommy	1967-68-69
Hill, Wayne-Doug	1960
Hounsell, Alan	1990
Hubbard, Marcus	1968-69-70

-III-

Iannariello, Sebastian	1998-99-00-01
Irvine, Jack	1974
Isbell, C.C.	1930

-JJJ-

James, Ned	1970-71
Jeffrey, Sean	1990
Jirak, Martin	1998-99
Junio, Ryan	1993

-KKK-

Kelly, David	1976-77-78-79
Kinney, Andrew	1983-84-85
Knox, Carl	1947-48
Knox, Walter	1922-23
Koula, Petr	1999-00-01
Kritser, John	1921
Kures, Peter	1980-81-82

-LLL-

Lacy, Doug	1995
Lee, George	1981-82-83





All-Time Letterwinners

Leeson, Todd	1981-82
Leonard, Michael	1999-00-01
Leonard, Tim	1994-95-96
Levinson, Jack	1946-47-48-49
Lingg, Eric	1988-89
Lozuk, Paul	1960-61

-MMM-

Macken, Tony	1983-84
Mahaffey, Phil	1941
Manning, Harlod	1946-47-48-49
Marques-Neto, Jose	1983-84-85-86
Martin, Jacob	2002-03-04
Martin, Kenneth	1953-54-55
Matzilevich, John	1969-70-71
Mayfield, Vernon	1945
McDavitt, Pat	1964-65
McDiarmid, John	1929-30-31
McDiarmid, Wier	1928-29
McDonald, Tommy	1979-80
McLeland, Don	1935-36-37
Mendoza, Jose	2001-02-03
Menichini, Alex	2002-03-04
Mercer, Tom	1984-85-86-87
Metzger, Mike	1982
Meyers, Rick	1977-78-79-80
Meyers, Scott	1984-85-86-87
Miller, K.C.	1975-76-77
Milliron, Chris	1991-92-93
Moody, Walter	1937
Moore, Jeff	1967-68
Mott, Tom	1976-77-78

-NNN-

Newcomb, Wayne	1923-24
Novak, Martin	1983-84

-OOO-

Olsen, Greg	1979
Osburne, Dick	1949-50-51

-PPP-

Pate, David	1981-82-83
Pate, Jack	1982
Pederson, Gisle	1984
Pengegrass, Paul	1956-57-58
Persons, Roy	1960-61-62
Peterson, Dax	1993-94
Pirkle, Paul	1915
Poll, Carl	1939-40-41
Poppell, John	1971-72-73-74

-RRR-

Richter, Karl	1980-81-82
Riley, Chad	1998
Rittersbacher, Herald	1983
Roach, Kenny	1964-65-66
Robbins, Raymond	1945-46
Roberts, Jimmy	1947
Roberts, Noel	1930-31
Robinson, Bill	1945
Robinson, Paul	1993-94-95-96
Roden, Dick	1954
Roditi, David	1993-94-95-96
Ronan, Gerald	1988-89-90-91
Roselle, George	1928
Rosser, Arthur	1925-26-27-28
Rubio, Ricardo	1990-91-92-93
Ruette, Luis	1989-90-91-92
Russo, Joe	1938-40-41

-SSS-

Scholten, Daniel	2002-03
Schulze, David	1980-81
Serna, Marcelo de la	1969-70
Sestini, Fabrizio	2002-03-04
Sewell, Eugene	1917
Shetty, Jaideep	1997-98
Shudde, William	1984-85-86
Shults, Edgar	1939-40-41
Smith, Jack	1931
Smith, Patrick	1987-88
Staples, Chris	1979-80
Stolle, Sandon	1989-90-91
Stopa, Craig	2004
Sullivan, John	1986-87
Swiley, Tom	1931



Fabrizio Sestini was named the 2004 Conference-USA Player of the Year

-TTT-

Tezza, Jacopo	2003-04
Tjia, Mark	1989-90-91-92
Tomasco, Kirk	1988
Tomlinson, Clyde	1913-14-15-16
Tomlinson, J.D.	1927-28
Tomlinson, Walter	1923-24-25-26
Tompkins, Bob	1951
Treadwell, David	1996-97
Truelson, Judy	1933-34-35
Tucker, Joe	1946
Turbeville, Glen	1923-24
Turnquist, Eric	1997-98

-UUU-

Ulrich, Andrew	2004
Urencio, Andres	1995-96-97
Useton, Kenny	1963

-VVV-

Van Zandt, Earl	1961-62-63
Viancos, Fred	1985
Vickery, Dick	1940-41
Vozech, Ota	1990-91-92-93
Vozech, Tim	1990

-WWW-

Wajnberg, Daniel	2001-02
Walsh, Howard	1931-32-33-34
Walsh, Matthew	1995-96-97-98
Weir-Smith, Jason	1994-95-96-97
Weiss, Oim	1960
Wheeler, Ronald	1934-35-36
White, Johnny	1966-67-68
Whitehouse, Bill	1936
Williams, Charles L.	1932
Williams, Charles M.	1965-66-67
Wilson, James	1950-51-52
Wise, Harlod	1962-63
Wittenburg, Corey	1980-81-82-83
Wolff, Mike	1964
Wood, Dick	1952

-YYY-

Young, Jim	1932
------------	------

-ZZZ-

Zander, Bill	1984
Zimmerman, David	1978-79-80-81
Zinn, Earl	1988





NCAA Compliance

PROSPECTIVE STUDENT-ATHLETE INFORMATION

THE NCAA RULES AND FANS

Compliance with NCAA rules is one of the highest priorities for our athletics program and institution. As a member of the NCAA, Texas Christian University is accountable for the actions of its boosters and fans. Even the best-intentioned action on a fan's part may be a violation of NCAA rules. Please contact the TCU Compliance Office if you have questions concerning what is permissible.

Inquiries should be directed to the TCU Compliance Office at this address:

TCU Compliance Office
TCU Athletics
John Justin Athletic Center
TCU Box 297620
Fort Worth, Texas 76129
Phone: (817) 257-6899

REPRESENTATIVES OF ATHLETICS INTERESTS

A "representative of TCU's athletics interests," or booster, is anyone who:

- Has ever participated in or is currently a member of the various athletic department support groups;
- Has purchased season tickets;
- Has made a donation to the athletics program;
- Has helped arrange summer and/or vacation employment for student-athletes; or
- Has been involved, in any way, in the promotion of TCU's athletics program

EXTRA BENEFITS

Prospective and current student-athletes may not receive extra benefits. An extra benefit is any special arrangement by an institutional employee or representative of the institution's athletic interests to provide a student-athlete or his/her family a benefit not authorized by NCAA legislation. Extra benefits would include, but are not limited to:

- An employment arrangement for a prospect's relatives;
- Gift of clothing or equipment;
- Consigning of loans;
- Providing loans to a prospect's relatives or friends;
- Cash or like items;
- Use of an automobile;
- Any tangible items, including merchandise;
- Free or reduced-cost services, rentals, or purchases of any type;
- Free or reduced-cost housing;
- Use of a college's athletics equipment;
- Sponsorship of or arrangement for an awards banquet for high school, prep school or two-year college athletes by a college, athletics representative or its alumni groups;
- Employment of a student-athlete at a rate higher than the wages paid for similar work; and
- Payment to a student-athlete for work not performed.

RECRUITING

Only coaches and athletic department staff may be involved in the recruiting process. Athletic representatives are prohibited from contacting a prospective student-athlete or members of his/her family by telephone, letter, e-mail or in person for the purpose of encouraging participation in athletics at Texas Christian University. This prohibition remains in effect even after the prospect signs a national letter-of-intent (scholarship offer). You can do your part by forwarding names of any potential recruits to the TCU coaching staffs.

PROSPECTIVE STUDENT-ATHLETE

A prospective student-athlete is a person who has started classes for the ninth grade. You can become a prospect even if you have not started the ninth grade, if a college gives you or your relatives any financial help or other benefits that it does not give others. Before a prospect can make an "official visit" to TCU, he/she must present (1) a score from a PSAT, SAT or ACT test (through an official high school or testing agency), and (2) an academic transcript.

VISITING TCU

Official Visit:

An "official visit" is a visit made at the prospect's own expense. The university may provide (a) three free tickets to an on-campus athletics event in which the university's team is competing and (b) transportation to view of campus practice and competition sites within a 30-mile radius. Prospects can make as many unofficial visits as they want.

More information can be found concerning recruiting and initial eligibility by contacting:

NCAA Clearinghouse
P.O. Box 4043
Iowa City, Iowa 52243
(319) 337-1492
NCAA Hotline: 1-800-638-3731
www.NCAA.org or
www.tcu.edu
1-800-FROG

