


TCU BASEBALL HISTORY



HORNED FROG

HORNED FROGS INDIVIDUAL RECORDS

HITTING

BATTING AVERAGE

Season: .465 Mike Ramsey (1985)
 Career: .421 Mike Ramsey (84-85)

GAMES PLAYED

Season: 67 Brad Wallace (1996)
 Career: 217 Sam Lunsford (95-98)

AT BATS

Game: 8 Jake Duncan
 vs. Louisville (5-16-03)
 8 Tom Butler, Jimmy Torres,
 Phil Turner vs. Creighton (4-4-72)
 Season: 262 Brad Wallace (1996)
 Career: 793 Sam Lunsford (95-98)

RUNS

Game: 5 . . many times, most recently
 Chad Huffman
 vs. Houston (3-28-04)
 Season: 77 Sam Lunsford (1996)
 Career: 232 Sam Lunsford (95-98)

HITS

Game: 7 Brad Wallace
 vs. Maine (3-6-96)
 Season: 97 Chad Huffman (2004)
 Career: 317 Royce Huffman (96-99)

RBI

Game: 8 Royce Huffman
 vs. San Diego State (4-18-98)
 Season: 80 Chris Connally (1998)
 Career: 225 Royce Huffman (96-99)

DOUBLES

Game: 3 6 times, most recently
 Mike Settle
 vs. SE Louisiana (2-16-03)
 Season: 21 Jeff McCurdy (1996)
 David Johnson (1996)
 Career: 59 Royce Huffman (96-99)

TRIPLES

Game: 2 . . many times, most recently
 Rudy Rivera
 vs. UT-Arlington (5-13-01)
 Season: 9 Bernard Walker (1986)
 Career: 17 Erick Macha (99-01)

HOME RUNS

Game: 3 9 times, most recently
 Kyle Dahlberg
 vs. Louisville (4-28-04)
 Season: 23 Chris Connally (1997)
 Tom Hardgrove (1989)
 Career: 44 Royce Huffman (96-99)

TOTAL BASES

Season: 171 Chris Connally (1997)
 Career: 528 Royce Huffman (96-99)

SLUGGING PERCENTAGE

Season: .864 Chris Connally (1997)
 Career: .799 Chris Connally (97-98)

SACRIFICES

Game: 3 Darren Thorpe
 vs. SE Oklahoma (3-12-90)
 Season: 15 Terry Trofholz (2002)
 Career: 33 Terry Trofholz (01-03)

WALKS

Game: 4 11 times, most recently
 Sean Stephens
 vs. Cincinnati (3-27-03)
 Season: 54 Sam Lunsford (1996)
 Career: 158 Royce Huffman (96-99)

HIT BY PITCH

Season: 25 Levi Groomer (2000)
 Career: 34 Levi Groomer (99-00)

STOLEN BASES

Game: 4 10 times, most recently
 Jeff Yarbrough vs. BYU (3-21-98)
 Season: 44 Darren Thorpe (1998)
 Career: 94 Darren Thorpe (86, 88-90)

FIELDING

PUTOUTS

Game: 20 Mike Losa
 vs. Houston (2-28-93)
 Season: 520 Walter Olmstead (2001)
 Career: 1,284 David Wallace (96-99)

ASSISTS

Game: 10 Ramon Moses
 vs. Hawai'i (4-16-01)
 10 Sam Lunsford
 vs. Illinois (2-21-00)
 Season: 183 Brad Wallace (1996)
 Career: 515 Trey Brooks (78-81)

ERRORS

Game: 4 Sonny Cason
 vs. Texas Tech (3-2-74)
 Season: 27 Kerby Smith (1994)
 Career: 66 Brad Firestone (88-91)

PITCHING

EARNED RUN AVERAGE

Season: 1.11 Tommy Gramly (1966)
 Career: 1.11 Tommy Gramly (1966)

APPEARANCES

Season: 33 Jeff Baker (1994)
 Career: 85 Stan Newton (98-01)

GAMES STARTED

Season: 18 Clayton Jerome (2004)
 Flint Wallace (1996)
 Career: 54 Clayton Jerome (2004)
 Shawn Thompson (97-00)

VICTORIES

Season: 11 Lance Brown (1963)
 Frank Johnstone (72, 74)
 Career: 38 Frank Johnstone (71-74)

INNINGS PITCHED

Season: 114.2 Kenny Benedict (1977)
 Career: 386.0 Clayton Jerome (01-04)

COMPLETE GAME

Season: 11 Kenny Benedict (1977)
 Career: 37 Frank Johnstone (71-74)

SAVES


Season: 11 Robbie Findlay (2004)
 Career: 15 Travis Barr (89-91)

STRIKEOUTS

Game: 18 Tommy Gramly
 vs. Texas Tech (4-9-77)
 Season: 120 Tim Mauser (1988)
 Career: 336 Shawn Thompson (97-00)

WALKS

Game: 11 Brian Ohnoutka
 vs. Texas (3-30-85)
 Season: 68 Mickey McCarty (1967)
 Career: 153 Cameron Young (77-80)



Mike Ramsey holds the all-time record for season batting average. His .465 average has stood since 1985.

BASEBALL

HORNED FROGS TEAM RECORDS

HITTING

BATTING AVERAGE

Season324 (1997)

SLUGGING PERCENTAGE

Season524 (1997)

LEFT ON BASE

Season573 (1996)

AT BATS

Game64 vs. Creighton (4-4-72)
Season2,306 (1996)

RUNS

Game30 vs. Louisville (5-16-03)
Season538 (1996)

HITS

Game35 vs. Louisville 95-16-03)
Season739 (1996)

RBI

Game29 vs. Iowa State (3-15-01)
Season478 (1996)

DOUBLES

Game9 vs. New Mexico (3-21-99)
Season151 (1996)

TRIPLES

Game4 vs. Fresno St. (4-7-00)
vs. Texas A&M (4-6-57)
Season33 (1998, 2001)

HOME RUNS

Game9 vs. Iowa State (3-15-01)
Season76 (1998)

TOTAL BASES

Game57 vs. Iowa State (3-15-01)
Season1,110 (1996)

STOLEN BASES

Game10 vs. Texas A&M (5-12-56)
Season134 (1996)

SACRIFICES

Game6 vs. SE Oklahoma (3-12-90)
vs. SW Texas (2-15-02)
Season76 (1986)

WALKS

Game22 vs. Rice (4-16-48)
Season382 (1996)

HIT BY PITCH

Game6 vs. UT-Arlington (2-2-98)
vs. UT-Arlington (2-5-99)
vs. Dallas Baptist (2-5-04)
Season:88 (2004)

FIELDING

FIELDING PERCENTAGE

Season971 (1998)

PUTOUTS

Game51 vs. Creighton (4-4-72)
Season1,703 (2004)

ASSISTS

Game23 vs. Hawai'i (4-16-01)
Season762 (1996)

ERRORS

Game8, 4 times
Season130 (1996)

DOUBLE PLAYS

Game4, 6 times
Season65 (1996)

PITCHING

EARNED RUN AVERAGE

Season1.71 (1972)

MOST RUNS ALLOWED

Game26 vs. SW Missouri St. (4-8-90)
Season464 (1996)

FEWEST RUNS ALLOWED PER GAME

Season2.12 (1972)

MOST HITS ALLOWED

Game26, 2 times
Season670 (2004)

FEWEST HITS ALLOWED

Season237 (1972)

STRIKE OUTS

Game18 vs. Texas Tech (4-9-66)
Season468 (1998)

WALKS

Game15 vs. Okla. State (3-31-87)
Season382 (1996)

SAVES

Season16 (1992)

MOST INNINGS

Game17 vs. Creighton (4-4-72)
Season567.2 (2004)

TEAM

MOST GAMES PLAYED67 (1996)
FEWEST GAMES PLAYED1 (1898)

MOST VICTORIES39 (2004)
FEWEST VICTORIES0 (1902)

MOST LOSSES35 (1987)
FEWEST LOSSES0 (4 times)

WINNING PER.840 (21-4) (1963)

LARGEST MARGIN OF VICTORY
.28 vs. Louisville (5-16-03) (30-2)

FROGS IN NCAA RECORD BOOK



Consecutive Times On Base

17Lew Williams (1987)
(16 times vs. Rice, 1 vs. N. Texas)

Team Walks in an Inning


11vs. Dallas Baptist, 2-23-98

Individual Walks in an Inning

3Jeff Yarbrough
vs. DBU 2-23-98



Lew Williams holds the NCAA record for Consecutive Times on Base. He accomplished the feat in 1987.



Jeff Yarbrough holds the NCAA record for most walks in an inning, drawing three in a 1998 contest against Dallas Baptist.

HORNED FROG

INDIVIDUAL SEASON RECORDS

GAMES PLAYED

67Brad Wallace (1996)
 67David Johnson (1996)
 67Matt Howe (1996)
 65Ryan Dunn (1996)
 65Chris Neuman (2004)

AT-BATS

262Brad Wallace (1996)
 258Chris Neuman (2004)
 255Matt Howe (1996)
 254David Johnson (1996)
 253Chad Huffman (2004)

RUNS SCORED

77Sam Lunsford (1996)
 75Royce Huffman (1999)
 72Chris Connally (1998)
 71Sam Lunsford (1998)
 71Chris Connally (1997)

HITS

97Chad Huffman (2004)
 94Terry Trofholz (2002)
 94Royce Huffman (1999)
 89Royce Huffman (1998)
 89David Johnson (1996)

BATTING AVG. (MIN. 150 AB)

.465Mike Ramsey (1985)
 .441Terry Trofholz (2002)
 .422Royce Huffman (1999)
 .420Royce Huffman (1998)
 .414Chris Connally (1997)

RUNS BATTED IN

80Chris Connally (1998)
 77Royce Huffman (1998)
 72Chris Connally (1997)
 72Tommy Crain (1974)
 71Tom Hardgrove (1989)

DOUBLES

21Jeff McCurdy (1996)
 21David Johnson (1996)
 20Chad Huffman (2004)
 20Royce Huffman (1999)
 20Brad Wallace (1996)
 20Toby Wilmot (1986)

TRIPLES

9Bernard Walker (1986)
 8Rudy Rivera (2001)
 8Erick Macha (2000)
 8Bubba Jackson (1986)
 8Paul Gonzalez (1989)

HOME RUNS

23Chris Connally (1997)
 23Tom Hardgrove (1989)
 21Chris Thomsen (1991)
 19Ryan Dunn (1997)
 17Royce Huffman (1998)
 17Chris Connally (1998)

TOTAL BASES

171Chris Connally (1997)
 167Chris Connally (1998)
 166Royce Huffman (1998)
 165Royce Huffman (1999)
 160Chris Thomsen (1991)

STOLEN BASES

44Darren Thorpe (1989)
 43Darren Thorpe (1990)
 34Fred Benavides (1987)
 33Bernard Walker (1986)
 32Sam Lunsford (1996)

SLUGGING PCT. (MIN 150 AB)

.864Chris Connally (1997)
 .783Royce Huffman (1998)
 .748Tommy Crain (1974)
 .742Chris Connally (1998)
 .742Mike Ramsey (1985)

WALKS

54Sam Lunsford (1996)
 53Ryan Dunn (1996)
 53Darren Thorpe (1989)
 52Shawn Stanek (1994)
 51Brad Firestone (1991)

HIT BY PITCH

25Levi Groomer (2000)
 20Chad Huffman (2004)
 19Mark Silva (1999)
 18Shelby Ford (2004)
 16Eric McLamore (1999)
 16Will Lewis (2002)

STRIKEOUTS

67Walter Olmstead (2001)
 64Walter Olmstead (2002)
 62Ryan Dunn (1996)
 59Brad Wallace (1996)
 57Kyle Dahlberg (2004)

SACRIFICES

15Terry Trofholz (2002)
 14Jim Lassiter (1974)
 13Fred Benavides (1986)
 13Kyle Dahlberg (2004)
 12Terry Trofholz (2003)

PUTOUTS

520Walter Olmstead (2001)
 511Walter Olmstead (2002)
 493David Johnson (1996)
 486Chris Thomsen (1991)
 477David Wallace (1998)

ASSISTS

183Brad Wallace (1996)
 178Shannon Coulter (1994)
 176Erick Macha (2001)
 173Jeff Yarbrough (1997)
 172Will Lewis (2002)

PITCHING APPEARANCES

33Jeff Baker (1994)
 32Robbie Findlay (2004)
 31Tim Grieve (1994)
 31Travis Barr (1991)
 30Stan Newton (2001)

GAMES STARTED

18Flint Wallace (1996)
 18Clayton Jerome (2004)
 17Chris Bradshaw (2001)
 17Shawn Thompson (2000)
 17Shawn Thompson (1998)

VICTORIES

11Lance Brown (1963)
 11Frank Johnstone (1972)
 11Frank Johnstone (1974)
 10Kerry Knox (1989)
 10Flint Wallace (1996)
 10Scott Atchison (1999)

INNINGS PITCHED

114.2Shawn Thompson (1998)
 114.1Mickey McCarty (1967)
 113.2Tommy Gramly (1966)
 111.2Clayton Jerome (2003)
 111.0Shawn Thompson (2000)

COMPLETE GAMES

11Kenny Benedict (1977)
 10Lance Brown (1963)
 10Mickey McCarty (1967)
 10Frank Johnstone (1972)
 10Frank Johnstone (1973)
 10Jess Cole (1972)

STRIKEOUTS

120Tim Mauser (1988)
 115Scott Atchison (1999)
 109Lance Brown (1963)
 108Shawn Thompson (1998)
 107Tommy Gramly (1966)

EARNED RUN AVERAGE

1.11Tommy Gramly (1966)
 1.25Frank Johnstone (1972)
 1.46Rod Monahan (1970)

SAVES

11Robbie Findlay (2004)
 10Tim Grieve (1994)
 9Craig Farmer (1992)
 7Stan Newton (2001)
 7Jeff Shaddix (1998)

T
C
U
H
I
S
T
O
R
Y

BASEBALL

INDIVIDUAL CAREER RECORDS

GAMES PLAYED

217Sam Lunsford (95-98)
213Royce Huffman (96-99)
205Mike Losa (88-92)
202Brad Wallace (92-96)
195Steve Stone (85-88)

AT-BATS

793Sam Lunsford (95-98)
793Royce Huffman (96-99)
732Mike Losa (88-92)
698Brad Wallace (92-96)
660Mike Settle (00-03)

RUNS SCORED

232Sam Lunsford (95-98)
229Royce Huffman (96-99)
163Jeff Yarbrough (95-98)
158Brad Wallace (92-96)
143Chris Connally (97-98)

HITS

317Royce Huffman (96-99)
259Sam Lunsford (95-98)
233Scott Malone (90-92)
229Mike Losa (88-92)
223Terry Trofholz (01-03)

BATTING AVG. (MIN. 250 AB)

.421Mike Ramsey (84-85)
.400Royce Huffman (96-99)
.395Chris Connally (97-98)
.378Scott Malone (90-92)
.367Tommy Crain (74-76)

RUNS BATTED IN

225Royce Huffman (96-99)
152Chris Connally (97-98)
152Ryan Dunn (95-97)
150Mike Settle (00-03)
149Tommy Crain (74-76)

DOUBLES

59Royce Huffman (96-99)
48Mike Settle (00-03)
46Sam Lunsford (95-98)
41Mike Losa (88-92)
40Brad Wallace (92-96)

TRIPLES

17Erick Macha (99-01)
14Brad Wallace (92-96)
13Mike Losa (88-92)
12Bernard Walker (85-86)
11Paul Gonzalez (88-90)
11Darren Thorpe (86, 88-90)

HOME RUNS

44Royce Huffman (96-99)
40Chris Connally (97-98)
36Ryan Dunn (95-97)
34Paul Gonzalez (88-90)
32Gene Burton (73-76)

TOTAL BASES

528Royce Huffman (96-99)
373Sam Lunsford (95-98)
371Mike Losa (88-92)
358Scott Malone (90-92)
341Gene Burton (73-76)

SLUGGING PCT. (MIN 250 AB)

.799Chris Connally (97-98)
.666Royce Huffman (96-99)
.619Mike Ramsey (84-85)
.614Jeff Newman (68-70)
.605Tommy Crain (74-76)

WALKS

158Royce Huffman (96-99)
143Sam Lunsford (95-98)
127Ryan Dunn (95-97)
123Trey Brooks (78-81)
121Phil Turner (71-74)

STRIKE OUTS

160Ryan Dunn (95-97)
152Walter Olmstead (00-02)
142Brad Wallace (92-96)
117Sam Lunsford (95-98)
111Gene Burton (73-76)

STOLEN BASES

94Darren Thorpe (86, 88-90)
91Sam Lunsford (95-98)
64Jeff Yarbrough (95-98)
64Bernard Walker (85-86)
53Terry Trofholz (01-03)

SACRIFICES

33Terry Trofholz (01-03)
30Brent Barker (83-86)
29Sam Lunsford (95-98)
25Jim Lassiter (74-77)
21Fred Benavides (85-87)

PUTOUTS

1,284David Wallace (96-99)
1,218Sam Lunsford (95-98)
1,160Tommy Crain (74-76)
837Mark Silva (96-99)
805Steve Stone (85-88)

ASSISTS

515Trey Brooks (78-81)
481Brad Wallace (92-96)
476Jeff Yarbrough (95-98)
462Sam Lunsford (95-98)
401Fred Benavides (85-87)

PITCHING APPEARANCES

85Stan Newton (98-01)
78Travis Barr (89-91)
77Tim Grieve (90, 92-94)
74Kerry Knox (86-88)
74Scott Atchison (95-99)
74Shawn Thompson (97-00)

GAMES STARTED

54Clayton Jerome (01-04)
54Shawn Thompson (71-74)
47Frank Johnstone (71-74)
45Chris Bradshaw (90, 92-94)
45Derek Lee (94-97)
45Reuben Tomlin (75-78)

VICTORIES

38Frank Johnstone (71-74)
28Clayton Jerome (01-04)
27Scott Atchison (95-99)
23Shawn Thompson (97-00)
21Reuben Tomlin (75-78)

INNINGS PITCHED

386.0Clayton Jerome (01-04)
378.0Frank Johnstone (71-74)
371.2Shawn Thompson (97-01)
304.0Scott Atchison (95-99)
299.2Chris Bradshaw (98-01)

COMPLETE GAMES

37Frank Johnstone (71-74)
20Reuben Tomlin (75-78)
18Brian Ohnoutka (83-85)

STRIKE OUTS

336Shawn Thompson (97-00)
312Clayton Jerome (01-04)
307Scott Atchison (95-99)
299Frank Johnstone (71-74)
258Kerry Knox (86-89)

WALKS

153Cameron Young (77-80)
145Brian Ohnoutka (83-85)
130Kelly Johns (91-93)

EARNED RUN AVERAGE

1.11Tommy Gramly (66)
1.50Chuck Machemehl (67-68)
1.63Mickey McCarty (67-68)

SAVES

15Travis Barr (89-91)
14Tim Grieve (90, 92-94)
13Robbie Findlay (02-04)
12Craig Farmer (91-94)
12Stan Newton (98-01)



Clayton Jerome closed out a successful four year career, climbing into the top five of most pitching categories.

T
C
U
H
I
S
T
O
R
Y

HORNED FROG

INDIVIDUAL ACCOMPLISHMENTS

TCU NO-HITTERS

Date	Pitcher(s)	Innings	Opponent
1954	Robert McDaniel	5	Rice
2-22-72	Jess Cole	7	UT-Arlington
3-28-72	Sonny Cason	5	South Dakota State
	Jess Cole	2	
3-4-75	Reuben Tomlin	7	Texas Lutheran
3-17-85	Kight Higgins	7	Southwestern
2-7-95	Toby Dollar	3	Abilene Christian Univ.
	Derek Lee	2	
	Scott Atchison	2	
	Flint Wallace	2	
3-23-01	Chris Bradshaw	9	Hawai'i-Hilo



Perfect Game

John Grace

7 IP • 4 Ks • 0 BB

4-8-72 vs. UTPA

* First Perfect Game in TCU
Baseball History

UTPA	0	0	0	0	0	0	0	0	2	
TCU	1	0	0	0	1	0	X	2	8	
	W - Grace (3-1)					L - Newman				

TCU ONE-HITTERS

Date	Pitcher(s)	Innings	Opponent
1954	Tommy Hill	7	Rice
3-25-70	Bob Shaw	9	SMU
3-6-73	Frank Johnstone	7	Texas Wesleyan
2-25-75	Ed Owens	7	UT-Arlington
3-21-78	Greg Meyer	7	Kent
2-25-84	Wayne Stephens	2	Trinity
	Dan Critser	2	
	Bryan Ballantyne	1	
	John Partridge	1	
	Micky Kazmierski	1	
3-17-85	Brian Ohnoutka	7	Southwestern
3-11-86	Dwayne Williams	9	Oklahoma City Univ.
2-24-90	Britt Shoptaw	7	College of the Southwest
4-21-90	Jared Shope	7	Texas A&M
3-6-93	Jeff Zimmerman	7	College of the Southwest
1-27-96	David Meyer	5	Hawai'i-Hilo
	Scott Atchison	4	
3-12-96	Derek Lee	5	Sam Houston State
	Erik Brown	2	
4-6-96	Derek Lee	7	Baylor



Seven Hits In One Game

Brad Wallace

7-for-7 • 3 2B • 1 3B

4 RBI • 4 Runs

3-6-96 vs. Maine

- 1st — Singled and scored
- 2nd — Singled, 2 RBI, scored
- 3rd — Doubled and scored
- 4th — Singled, RBI
- 5th — Tripled
- 6th — Doubled
- 7th — Doubled, RBI, scored

THREE-HOME RUNS GAMES

Date	Player	Opponent	Final Score
4-4-61	Leon Blaze	Texas	L 15-13
2-23-88	Brad Firestone	North Texas	W 18-0
4-24-90	Paul Gonzalez	Dallas Baptist	W 8-7
3-2-91	Chris Thomsen	Northeast Louisiana	W 10-1
4-27-97	Mark Silva	New Mexico	W 13-5
4-18-98	Royce Huffman	San Diego State	W 17-7
5-14-98	Chris Connally	Rice	L 10-5
3-4-03	Jake Duncan	Oklahoma	L 13-6
4-30-04	Kyle Dahlberg	Louisville	W 18-11



Home Run Cycle

Chris Thomsen

5 HR • 3-6-96 vs. Maine

Game 1: 3-for-4, 6 RBI, 3 HR

Game 2: 2-for-3, 5 RBI, 2 HR

Game One

- 1st — Inside the Park HR
- 2nd — 3-run HR
- 4th — 2-run HR
- 6th — Flies out to right

Game Two

- 2nd — Walks
- 4th — Solo HR
- 6th — Grand Slam
- 8th — Flies out to right

T

C

U

H

I

S

T

O

R

Y

BASEBALL

YEAR-BY-YEAR LEADERS

BATTING AVERAGE

Yr.	Avg.	Player
1966	.343	Jimmy Duffy
1967	.377	Richard Hooper
1968	.351	Larry Peel
1969	.375	Dick George
1970	.389	Mike Marion
1971	.353	Glenn Monroe
1972	.343	Jimmy Torres
1973	.388	Phil Turner
1974	.401	Tommy Crain
1975	.396	Tommy Crain
1976	.353	Gene Burton
1977	.349	Biff LeFevre
1978	.346	Steve Houk
1979	.347	Don Peterson
1980	.361	Scott Ringnald
1981	.333	Tom Houk
1982	.318	Denny Day
1983	.359	John Herrick
1984	.380	Johnny Morgan
1985	.465	Mike Ramsey
1986	.357	Bubba Jackson
1987	.348	Lew Williams
1988	.337	Paul Gonzalez
1989	.311	Rob Jones
1990	.358	Scott Malone
1991	.385	Scott Malone
1992	.394	Scott Malone
1993	.378	Adam Robson
1994	.343	Darren Tawwater
1995	.327	Jason McClure
1996	.365	Jeff McCurdy
1997	.414	Chris Connally
1998	.420	Royce Huffman
1999	.422	Royce Huffman
2000	.370	Mark Hamilton
2001	.350	Erick Macha
2002	.441	Terry Trofholz
2003	.368	Jake Duncan
2004	.383	Chad Huffman

RUNS BATTED IN

Yr.	No.	Player
1966	24	Jimmy Duffy
1967	20	Mickey Yates
1968	31	Jeff Newman
1969	31	Jeff Newman
1970	30	Jeff Newman
1971	35	Glenn Monroe
1972	33	Jimmy Torres
1973	38	Phil Turner
1974	72	Tommy Crain
1975	46	Tommy Crain
1976	41	Gene Burton
1977	39	Biff LeFevre
1978	38	Biff LeFevre
1979	33	Trey Brooks
1980	36	Scott Ringnald
1981	35	Luis Rojas
1982	24	Barry Davis
1983	41	Jeff Shafer
1984	46	Mike Ramsey
1985	42	Mike Ramsey
1986	48	Tony Willmot
1987	53	Brian Veilleux
1988	48	Paul Gonzalez
1989	71	Tom Hardgrove
1990	59	Paul Gonzalez
1991	70	Chris Thomsen
1992	44	Scott Malone
1993	42	Adam Robson
1994	59	Darren Tawwater
1995	56	Gavin Millay
1996	64	Ryan Dunn
1997	72	Chris Connally
1998	80	Chris Connally
1999	64	Royce Huffman
2000	41	Mark Hamilton
2001	55	Tom Bates
2002	54	Walter Olmstead
2003	58	Mike Settle
2004	58	Chris Neuman

EARNED RUN AVERAGE

Yr.	Avg.	Player
1966	1.11	Tommy Gramly
1967	1.50	Mickey McCarty
1968	1.69	Chuck Machemehl
1969	1.64	Jerome Hall
1970	1.46	Rod Monahan
1971	1.81	Frank Johnstone
1972	1.26	Frank Johnstone
1973	1.72	Tom Ladasau
1974	2.56	Frank Johnstone
1975	3.53	Ricky Means
1976	3.11	Kenneth Benedict
1977	3.61	Kenneth Benedict
1978	4.44	Cameron Young
1979	1.31	Mark Heinitz
1980	2.59	Randal Rodriguez
1981	3.12	Greg Moore
1982	3.43	Carlos Barrett
1983	3.75	Brian Ohnoutka
1984	4.02	Wayne Stephens
1985	2.68	Sam Booker
1986	3.57	Glenn Serviente
1987	4.76	Steve Callarman
1988	3.13	Tim Mauser
1989	3.54	Kerry Knox
1990	3.80	Britt Shoptaw
1991	4.03	Jared Shope
1992	3.25	Tim Grieve
1993	3.76	Kelly Johns
1994	2.61	Jeff Baker
1995	3.92	Derek Lee
1996	5.04	Derek Lee
1997	4.45	David Meyer
1998	5.26	Shawn Thompson
1999	2.58	Scott Atchison
2000	4.30	Shawn Thompson
2001	3.94	Stan Newton
2002	2.51	Josh Gardner
2003	2.34	Clayton Jerome
2004	2.73	Robbie Findlay

HOME RUNS

Yr.	No.	Player
1966	7	Mickey Yates
1967	8	Mickey Yates
1968	7	Jeff Newman
1969	7	Jeff Newman, Bill Ferguson
1970	7	Jeff Newman
1971	6	Glenn Moore
1972	5	Dana Carden
1973	9	Gene Burton
1974	16	Tommy Crain
1975	7	Gene Burton
1976	9	Gene Burton
1977	8	Biff LeFevre
1978	12	Biff LeFevre
1979	11	Trey Brooks
1980	6	Trey Brooks
1981	8	Luis Rojas
1982	6	Barry Davis
1983	6	Jeff Shafer
1984	8	Darrin Roberts
1985	9	Mike Ramsey
1986	7	Bubba Jackson, Bernard Walker
1987	9	Lew Williams
1988	14	Paul Gonzalez
1989	23	Tom Hardgrove
1990	16	Paul Gonzalez
1991	21	Chris Thomsen
1992	7	Scott Malone
1993	12	Adam Robson, Gavin Millay
1994	15	Darren Tawwater, Adam Robson
1995	11	Jason McClure
1996	11	Ryan Dunn
1997	23	Chris Connally
1998	17	Royce Huffman, Chris Connally
1999	15	Royce Huffman
2000	9	Mark Hamilton
2001	10	Walter Olmstead
2002	12	Walter Olmstead
2003	16	Chris Neuman
2004	16	Shelby Ford

STOLEN BASE

Yr.	Avg.	Player
1966	12	Eddie Driggers
1967	4	Parke Davidson
1968	8	Dick Turner
1969	6	Roger Williams
1970	5	Glenn Monroe
1971	10	Glenn Monroe
1972	12	Tom Butler
1973	29	Tom Butler
1974	17	Phil Turner
1975	8	Gene Burton
1976	19	Danny Twardowski
1977	11	Biff LeFevre
1978	15	Terry Bellows
1979	16	Don Peterson
1980	13	Don Peterson
1981	23	Trey Brooks
1982	8	John Herrick
1983	8	Kenny Crafton
1984	20	Kenny Crafton
1985	23	Val Joe Walker
1986	33	Bernard Walker
1987	34	Fred Benavides
1988	11	Mike Moore
1989	44	Darren Thorpe
1990	43	Darren Thorpe
1991	9	Scott Malone
1992	11	Scott Malone
1993	13	Kemp Laidley
1994	13	Shannon Coulter
1995	20	Sam Lunsford
1996	32	Sam Lunsford
1997	17	Sam Lunsford
1998	25	Jeff Yarbrough
1999	17	Eric McLamore
2000	16	Erick Macha
2001	18	Erick Macha
2002	22	Terry Trofholz
2003	19	Terry Trofholz
2004	23	Ramon Moses

VICTORIES

Yr.	No.	Player
1966	9	Tommy Gramly
1967	10	Mickey McCarty
1968	7	Chuck Machemehl
1969	8	Jerome Hall
1970	5	Rod Monahan
1971	8	Earl Wallace
1972	11	Frank Johnstone
1973	9	Frank Johnstone
1974	11	Frank Johnstone
1975	10	Reuben Tomlin
1976	4	Chris Kies, Greg Kruciak, Chad Utley
1977	8	Kenneth Benedict
1978	6	Cameron Young
1979	3	Mark Heinitz, David Novey, Cameron Young
1980	5	Cameron Young
1981	6	Jeff Long
1982	5	Joel Perlman
1983	7	Brian Ohnoutka
1984	6	Wayne Stephens
1985	7	Sam Booker, Dwayne Williams
1986	7	Dwayne Williams
1987	4	Tim Mauser
1988	7	Tim Mauser
1989	10	Kerry Knox
1990	7	Britt Shoptaw, Jared Shope
1991	8	Travis Barr
1992	5	Craig Farmer, Reid Ryan
1993	8	Jeff Zimmerman
1994	8	Clay Caruthers
1995	7	Scott Atchison
1996	10	Flint Wallace
1997	8	David Meyer
1998	8	Shawn Thompson, Heath Collins
1999	10	Scott Atchison
2000	7	Shawn Thompson
2001	8	Chris Bradshaw
2002	9	Clayton Jerome
2003	9	Clayton Jerome
2004	9	Clayton Jerome, Eugene Espineli

T
C
U
H
I
S
T
O
R
Y

HORNED FROG

TEAM STATISTICS BY YEARS

BATTING STATISTICS SINCE 1966

YEAR	G	AB	R	H	RBI	AVG.	2B	3B	HR	BB	HBP	SO	SB
1966	31	1078	208	300	174	.278	56	8	20	169	14	196	43
1967	30	990	173	273	151	.276	40	5	24	156	7	148	21
1968	29	980	177	272	146	.278	53	8	27	130	11	228	30
1969	30	963	195	293	174	.304	37	7	24	125	—	151	19
1970	32	988	132	257	118	.260	31	10	15	119	16	203	31
1971	41	1226	399	321	185	.261	50	8	25	147	—	172	27
1972	42	1193	189	331	153	.276	45	13	20	177	13	213	33
1973	43	1235	228	331	191	.268	57	10	26	188	7	238	48
1974	48	1462	314	457	270	.313	57	9	49	215	13	212	61
1975	46	1411	267	390	230	.276	61	13	33	194	15	168	39
1976	46	1346	233	380	206	.282	57	11	33	170	18	203	58
1977	45	1362	247	375	217	.275	58	6	14	199	21	169	51
1978	47	1392	242	360	201	.265	53	10	37	229	13	217	42
1979	45	1259	213	336	178	.267	64	6	29	178	8	163	51
1980	49	1417	282	411	249	.290	91	12	27	268	10	170	46
1981	46	1269	224	329	198	.259	51	15	22	216	8	206	78
1982	43	1194	199	303	167	.254	46	5	19	197	15	196	40
1983	51	1577	310	475	281	.307	79	21	27	212	16	236	43
1984	47	1454	277	442	234	.304	73	13	24	228	14	215	98
1985	52	1523	318	466	283	.306	63	19	32	223	16	218	91
1986	60	1879	421	603	366	.321	91	31	32	266	29	275	10
1987	59	1834	342	530	294	.289	88	13	41	243	16	299	86
1988	59	1863	334	545	298	.293	94	19	46	254	20	314	42
1989	59	1765	393	497	335	.282	86	25	59	298	16	334	108
1990	59	1869	375	564	318	.302	89	25	55	264	13	312	133
1991	59	1832	337	531	281	.290	88	18	52	242	22	274	46
1992	55	1759	267	487	237	.277	80	12	30	215	23	274	54
1993	56	1809	397	546	348	.302	101	30	53	253	31	335	52
1994	60	2011	486	619	434	.308	120	24	69	351	34	353	58
1995	56	1775	367	498	316	.281	103	18	43	325	30	369	99
1996	67	2306	538	739	478	.320	151	23	58	382	57	448	134
1997	53	1851	437	600	391	.324	108	18	75	252	43	356	59
1998	56	1947	481	599	440	.308	108	33	76	297	52	405	98
1999	58	2024	473	623	435	.308	130	22	66	303	83	375	71
2000	56	1885	310	548	279	.291	112	24	44	189	69	375	69
2001	60	2058	387	635	348	.309	117	33	50	221	42	373	57
2002	59	1996	390	606	354	.304	111	21	51	196	55	349	88
2003	57	1958	403	602	368	.307	117	20	60	203	50	367	79
2004	65	2245	427	660	380	.294	119	13	73	229	88	415	63



In just his first season at the helm of the TCU Baseball program, Jim Schlossnagle led the Frogs to their first Tournament title, a berth in the NCAA Tournament and a school record 39 wins.

Records By Years				Coach: Dutch Meyer			Coach: Roger Williams (22-24-0)				
Yr.	Overall	Conf.	Finish	Yr.	Overall	Conf.	Finish	Yr.	Overall	Conf.	Finish
1926	14-4-0	8-3-0	3rd	1926	14-4-0	8-3-0	3rd	1965	12-13-0	4-11-0	6th
1927	7-13-0	7-13-0	4th	1927	7-13-0	7-13-0	4th	1966	21-9-1	9-6-0	t-1st
1896	4-0-1	—	—	1928	7-13-0	6-12-0	4th	1967	20-9-1	9-6-0	t-1st
Coach: Alexander Easley (2-4-0)				1929	8-12-0	8-12-0	4th	1968	20-9-0	13-5-0	2nd
1897	2-4-0	—	—	1930	13-5-0	13-5-0	2nd	1969	22-8-0	9-6-0	2nd
Coach: Unknown				1931	1-9-1	1-9-1	6th	1970	17-15-0	9-8-0	4th
1898	1-0-0	—	—	1932	6-4-0	6-4-0	3rd	1971	22-19-0	9-8-0	4th
1899	1-1-0	—	—	1933	9-1-0	9-1-0	1st	1972	29-13-0	12-6-0	t-1st
1900	2-0-0	—	—	1934	8-6-0	6-6-0	3rd	1973	31-12-0	12-7-0	2nd
1901	2-0-0	—	—	Coach: Raymond Wolf (17-21-1)				1974	31-17-0	14-10-0	3rd
1902	0-2-0	—	—	1935	8-11-1	4-7-0	4th	1975	29-17-0	12-12-0	3rd
1903	7-3-0	—	—	1936	9-10-0	8-7-0	3rd	Coach: Willie Maxwell (149-172-2)			
1904	7-5-0	—	—	Coach: Howard Grubbs (15-31-0)				1976	22-24-0	8-15-0	8th
1905	10-3-0	—	—	1937	7-9-0	6-9-0	4th	1977	22-22-1	9-13-1	7th
1906	10-3-0	—	—	1938	3-11-0	3-11-0	5th	1978	18-29-1	7-17-0	8th
Coach: Ellis Hardy (57-18-4)				1939	5-11-0	5-10-0	t-4th	1979	21-24-0	7-17-0	8th
1907	9-9-0	—	—	Coach: Walter Roach				1980	19-28-2	7-14-0	7th
1908	20-6-2	—	—	1940	5-10-0	4-10-0	5th	1981	27-19-0	9-12-0	6th
1909	18-2-2	—	—	1941	1-14-0	1-14-0	6th	1982	16-25-2	4-15-1	8th
1910	10-1-0	—	—	1942	2-13-0	2-12-0	6th	1983	26-25-0	6-15-0	7th
Coach: M. Baldwin (8-6-0)				Coach: Dutch Meyer				Coach: Bragg Stokes (91-68-0)			
1911	8-6-0	—	—	1945	7-4-0	7-4-0	2nd	1984	25-22-0	6-15-0	t-7th
Coach: H.W. Lever (12-14-0)				Coach: Walter Roach (93-167-2)				1985	35-17-0	9-12-0	6th
1912	12-14-0	—	—	1946	3-15-0	3-12-0	6th	1986	31-29-0	5-16-0	t-7th
Coach: William Nance (17-5-1)				1947	4-15-0	3-12-0	6th	Coach: Lance Brown (517-481-0)			
1913	17-5-1	—	—	1948	8-13-0	1-13-0	6th	1987	24-35-0	4-17-0	8th
Coach: F.M. Cahoon				1949	6-14-0	4-9-0	5th	1988	27-32-0	8-13-0	5th
1914	6-1-0	—	—	1950	14-9-0	7-8-0	4th	1989	37-22-0	7-14-0	t-6th
Coach: Fred Moore (1-11-0)				1951	10-11-0	8-7-0	3rd	1990	27-32-0	4-17-0	8th
1915	1-11-0	—	—	1952	13-12-0	8-7-0	3rd	1991	34-25-0	10-11-0	t-4th
Coach: E.Y. Freeland (9-7-0)				1953	7-15-0	2-11-0	6th	1992	25-30-0	14-22-0	6th
1916	9-7-0	—	—	1954	12-13-0	8-7-0	3rd	1993	34-22-0	5-13-0	6th
Coach: Unknown				1955	8-13-2	2-13-2	6th	1994	38-22-0	14-4-0	1st
1917	6-4-0	—	—	Coach: Dutch Meyer (106-83-1)				1995	27-29-0	11-13-0	5th
1918	9-4-0	—	—	1956	18-8-0	13-2-0	1st	1996	34-33-0	11-13-0	t-4th
Coach: F.M. Cahoon (29-13-2)				1957	8-4-0	8-4-0	2nd	1997	26-27-0	15-15-0	2nd
1919	12-6-0	—	—	Coach: Clyde McDowell (27-54-2)				1998	33-23-0	18-11-0	2nd
1920	11-6-2	—	—	1958	6-12-0	4-9-0	5th	1999	32-26-0	19-10-0	2nd
Coach: William Nance (66-22-2)				1959	11-13-0	4-10-0	6th	2000	22-34-0	12-18-0	5th
1921	20-2-0	—	—	1960	3-13-2	3-11-0	5th	2001	32-28-0	21-15-0	3rd
1922	13-0-0	—	—	1961	7-16-0	6-8-0	t-4th	2002	30-29-0	19-11-0	3rd
1923	13-11-0	2-10-0	7th	Coach: Frank Windeger (298-168-2)				2003	35-22-0	22-8-0	2nd
1924	11-6-0	11-7-0	2nd	1962	12-11-0	6-9-0	4th	Coach: Jim Schlossnagle (39-26-0)			
1925	9-3-2	9-3-0	2nd	1963	21-4-0	12-3-0	t-1st	2004	39-26-0	19-11-0	4th
				1964	11-12-0	5-8-0	4th				

TCU HISTORY

BASEBALL

TEAM STATISTICS BY YEARS

PITCHING STATISTICS SINCE 1966

YEAR	W-L-T	SV	ERA	CG	SHO	IP	H	R	ER	BB	K's	HBP
1966	21-9-7	N/A	2.50	13	3	281.0	192	103	78	127	289	10
1967	20-9-1	N/A	1.99	17	5	258.1	187	81	57	136	185	10
1968	20-9-0	N/A	2.83	6	3	245.0	204	110	77	117	188	7
1969	22-8-0	N/A	2.78	9	2	246.0	210	125	76	152	197	N/A
1970	17-15-0	N/A	3.18	14	7	257.1	222	122	91	129	192	N/A
1971	22-19-0	N/A	3.70	21	6	296.1	282	154	122	148	237	N/A
1972	29-13-0	N/A	1.71	33	10	326.1	237	89	62	106	251	2
1973	31-12-0	N/A	2.19	25	7	332.1	275	111	81	112	237	6
1974	31-17-0	N/A	4.24	25	3	367.0	364	209	173	166	200	10
1975	29-17-0	N/A	4.64	17	9	362.2	380	233	187	196	209	16
1976	22-24-0	N/A	4.50	19	4	354.0	377	215	177	156	214	12
1977	22-22-1	N/A	5.49	26	4	347.1	432	268	212	166	191	11
1978	17-29-1	N/A	6.13	19	1	350.2	427	298	239	217	177	11
1979	21-24-0	6	5.37	11	1	332.0	364	247	198	201	226	5
1980	19-28-2	5	5.22	19	3	362.1	417	273	210	199	211	12
1981	27-19-0	2	3.81	26	4	344.2	316	183	146	190	199	20
1982	16-25-2	1	5.01	7	2	320.0	342	230	178	212	194	10
1983	26-25-0	4	5.20	13	6	396.1	458	309	229	307	200	10
1984	25-22-0	3	4.85	12	3	376.1	431	279	203	185	288	19
1985	35-17-0	9	4.00	14	4	396.0	397	222	176	221	311	13
1986	31-29-0	11	5.54	9	4	474.0	514	360	292	338	327	23
1987	24-35-0	4	6.01	14	4	462.0	552	379	308	285	370	24
1988	27-32-0	1	4.40	28	3	427.2	503	313	231	223	397	20
1989	37-22-0	9	5.13	18	4	459.2	505	317	262	202	315	29
1990	27-32-0	4	5.91	12	2	473.2	564	407	311	248	397	34
1991	34-25-0	10	4.69	11	5	478.0	515	312	249	225	339	48
1992	25-30-0	16	4.89	4	1	459.2	467	320	250	238	317	38
1993	34-22-0	12	3.80	12	6	464.2	467	259	196	203	415	25
1994	38-22-0	13	4.47	1	2	507.0	561	326	252	219	391	36
1995	27-29-0	7	5.35	10	1	454.0	494	343	270	212	396	43
1996	34-33-0	9	6.02	10	2	561.0	646	464	375	320	431	57
1997	26-27-0	7	6.19	8	0	449.0	579	400	309	199	358	36
1998	33-23-0	10	6.84	8	2	486.2	600	409	370	234	436	45
1999	32-26-0	10	5.81	7	2	512.1	629	406	331	216	468	49
2000	22-34-0	9	5.53	4	2	481.2	583	358	296	210	351	55
2001	32-28-0	8	5.39	3	3	514.0	608	350	308	155	405	58
2002	30-29-0	9	5.09	8	5	504.1	560	329	285	204	340	38
2003	35-22-0	5	4.44	6	6	490.0	532	294	242	178	422	41
2004	39-26-0	14	5.17	3	2	567.2	670	389	326	195	456	50

FIELDING STATISTICS				
YEAR	PUTOUTS	ASSISTS	ERRORS	FLD%
1969	728	295	58	.939
1970	770	250	53	.950
1971	—	—	—	—
1972	914	402	52	.961
1973	995	485	53	.965
1974	1111	442	67	.958
1975	1183	452	77	.955
1976	1061	465	62	.961
1977	1025	368	85	.942
1978	1051	441	75	.952
1979	996	496	66	.958
1980	1108	477	82	.951
1981	1031	534	68	.958
1982	960	447	96	.936
1983	1184	477	84	.952
1984	1129	493	84	.951
1985	1188	533	62	.965
1986	1418	634	92	.957
1987	1384	542	97	.952
1988	1419	562	100	.952
1989	1379	534	77	.961
1990	1421	524	129	.938
1991	1434	576	94	.955
1992	1379	505	86	.956
1993	1364	506	89	.955
1994	1521	655	98	.957
1995	1362	585	115	.944
1996	1683	762	130	.950
1997	1347	635	112	.947
1998	1460	614	61	.971
1999	1537	591	100	.955
2000	1445	640	96	.956
2001	1542	684	70	.970
2002	1513	629	66	.970
2003	1470	571	79	.963
2004	1703	643	93	.962

T
C
U
H
I
S
T
O
R
Y

HORNED FROG

YEAR-BY-YEAR RESULTS

T
C
U
H
I
S
O
R
Y

1966 Overall: 21-9-1 • SWC: 11-6-1
Head Coach: Frank Windegger
Finish: SWC Quad-Champions

Feb.	24	University of Dallas	W	9-2
	25	University of Dallas	W	14-1
March	4	Trinity University	L	5-11
	8	Sam Houston St.	W	7-2
	9	Sam Houston St.	W	1-0
	14	@ Sam Houston St.	W	5-3
	15	@ Rice*	W	5-0
	18	Abilene Christian	W	24-1
	19	Baylor*	L	4-7
	22	Arkansas	W	14-7
	23	@ Texas*	W	6-2
	26	SMU*	L	1-8
	30	Kansas State	L	1-3
	31	Kansas State	W	6-1
April	1	@ Baylor*	W	9-1
	2	@ Baylor*	W	7-1
	5	Loyola	W	12-1
	6	Loyola	W	16-6
	8	Texas Tech*	W	4-3
	9	Texas Tech*	W	5-4
	15	Rice*	W	8-1
	16	Rice*	L	0-4
	18	Texas A&M*	T	3-3
	22	@ Texas A&M*	W	10-6
	23	@ Texas A&M*	W	5-3
May	3	Texas*	L	1-2
	3	Texas*	L	1-2
	6	@ SMU*	L	7-8
	7	@ SMU*	W	8-2
	14	Texas A&M*	W	4-0

1969 Overall: 22-8-0 • SWC: 9-6-0
Head Coach: Frank Windegger
Finish: 2nd SWC

March	7	UT-Arlington	W	18-2
	8	UT-Arlington	W	11-5
	18	Abilene Christian	W	10-1
	18	Abilene Christian	W	9-5
	21	@ Texas*	L	3-7
	21	@ Texas*	L	6-8
	22	@ Texas*	L	5-7
	28	Texas A&M*	W	7-6
	28	Texas A&M*	L	5-8
	29	Texas A&M*	W	10-2
	31	Sam Houston State	L	1-8
	31	Sam Houston State	L	3-5
April	1	Sam Houston State	W	6-5
	4	Baylor*	W	6-1
	4	Baylor*	W	4-3
	5	Baylor*	W	10-4
	18	SMU*	L	0-5
	19	SMU*	W	4-3
	19	SMU*	W	6-5
	21	Arkansas	W	14-13
		Texas Wesleyan	W	12-3
		UT-Pan American	W	11-6
		Texas Wesleyan	W	5-2
		St. Thomas	W	4-0
		St. Thomas	W	3-2
		St. Thomas	W	1-0
		St. Thomas	W	4-0
May	2	@ Texas Tech*	W	6-4
	2	@ Texas Tech*	L	1-4
	3	@ Texas Tech*	W	10-3

12	Creighton	W	9-2	
13	Texas Wesleyan	W	5-4	
13	Texas Wesleyan	W	8-0	
19	SMU*	W	3-2	
19	SMU*	W	6-3	
23	Texas A&M*	W	5-3	
23	Texas A&M*	W	4-3	
24	Texas A&M*	W	8-7	
30	@ Texas Tech*	L	1-4	
30	@ Texas Tech*	L	1-3	
May	1	@ Texas Tech*	L	1-6

1974 Overall: 31-17-0 • SWC: 14-10-0
Head Coach: Frank Windegger
Finish: 3rd SWC

Feb.	16	@ UT-Arlington	W	5-0
	16	@ UT-Arlington	W	4-3
	19	UT-Arlington	L	0-3
	19	UT-Arlington	W	6-3
	22	Texas Wesleyan	W	7-2
	22	Texas Wesleyan	W	10-3
	23	Texas Wesleyan	L	6-9
	23	Texas Wesleyan	W	16-5
March	1	Texas Tech*	W	12-3
	2	Texas Tech*	L	0-8
	2	Texas Tech*	W	4-3
	5	Oklahoma	L	8-12
	5	Oklahoma	L	4-5
	8	@ Houston*	W	10-0
	9	@ Houston*	W	4-2
	9	@ Houston*	L	4-7
	12	Kearney State	W	9-2
	12	Kearney State	W	10-1
	14	Rice*	L	0-4
	15	Rice*	W	1-0
	15	Rice*	W	9-1
	19	Nebraska	W	14-6
	19	Nebraska	W	10-3
	22	@ Baylor*	W	15-4
	23	@ Baylor*	L	0-4
	23	@ Baylor*	W	8-6
	26	Kent State	W	2-1
	26	Kent State	W	5-4
	29	@ Texas A&M*	L	1-4
	30	@ Texas A&M*	L	4-5
	30	@ Texas A&M*	L	8-16
April	2	Texas Lutheran	W	4-0
	2	Texas Lutheran	W	8-4
	5	UT-Pan American	W	8-3
	5	UT-Pan American	W	7-2
	6	UT-Pan American	W	10-1
	6	UT-Pan American	L	10-11
	12	Arkansas*	W	8-2
	13	Arkansas*	W	6-5
	13	Arkansas*	W	6-3
	16	@ Oklahoma	L	3-7
	16	@ Oklahoma	L	11-14
	19	Texas*	L	2-5
	20	Texas*	L	4-10
	20	Texas*	L	2-8
	26	@ SMU*	W	7-2
	27	@ SMU*	W	17-2
	27	@ SMU*	W	6-1

1972 Overall: 29-13-0 • SWC: 12-6-0
Head Coach: Frank Windegger
Finish: SWC Co-Champions

Feb.	22	UT-Arlington	W	1-0
	22	UT-Arlington	W	4-1
	25	Texas Wesleyan	W	7-1
	25	Texas Wesleyan	L	3-4
	26	Texas Wesleyan	W	8-0
	26	Texas Wesleyan	L	0-2
March	3	Iowa State	W	3-0
	3	Iowa State	W	6-1
	4	Iowa State	L	1-3
	4	Iowa State	W	6-1
	7	University of Dallas	W	7-0
	7	University of Dallas	W	5-1
	10	Northeast Louisiana	L	1-2
	10	Northeast Louisiana	W	4-1
	11	Northeast Louisiana	W	9-0
	11	Northeast Louisiana	W	8-0
	17	@ Texas A&M*	W	6-3
	17	@ Texas A&M*	W	10-4
	18	@ Texas A&M*	L	3-5
	24	Texas Tech*	W	4-3
	24	Texas Tech*	W	3-2
	25	Texas Tech*	W	4-3
	28	South Dakota State	W	3-1
	28	South Dakota State	W	12-0
	31	Rice*	W	3-0
	31	Rice*	W	1-0
April	1	Rice*	W	10-0
	4	Creighton	W	3-2
	4	Creighton	L	1-4
	7	UT-Pan American	L	1-3
	7	UT-Pan American	W	5-4
	8	UT-Pan American	L	0-1
	8	UT-Pan American	W	2-0
	14	@ Baylor*	L	3-4
	14	@ Baylor*	L	0-3
	15	@ Baylor*	W	5-4
	21	Texas*	W	2-1
	21	Texas*	L	5-8
	22	Texas*	L	1-5
May	1	SMU*	L	3-4
	2	SMU*	W	10-6
	2	SMU*	W	16-1

1975 Overall: 22-8-0 • SWC: 9-6-0
Head Coach: Frank Windegger
Finish: 2nd SWC

Feb.	21	@ Texas Wesleyan	W	11-5
	21	@ Texas Wesleyan	W	9-7
	25	@ UT-Arlington	W	4-0
	25	@ UT-Arlington	W	2-0
	26	UT-Arlington	W	12-6
	26	UT-Arlington	W	6-5
	28	@ Texas Tech*	W	11-10
March	1	@ Texas Tech*	W	5-0
	1	@ Texas Tech*	L	3-4
	4	Texas Lutheran	W	14-4
	4	Texas Lutheran	W	8-0
	7	Houston*	L	5-6
	8	Houston*	W	2-1
	8	Houston*	W	7-3
	14	@ Rice*	L	10-11
	15	@ Rice*	W	7-2
	15	@ Rice*	L	2-7
	18	Central Michigan	L	2-11
	18	Central Michigan	W	2-0
	21	Baylor*	W	9-7
	22	Baylor*	W	5-3
	22	Baylor*	W	8-7
	25	Kearney State	W	4-2
	25	Kearney State	W	2-1
	31	Texas A&M*	L	3-10
April	1	Texas A&M*	L	1-17
	1	Texas A&M*	L	1-9
	4	UT-Pan American	L	1-3
	4	UT-Pan American	W	2-0
	5	UT-Pan American	L	1-6
	5	UT-Pan American	L	6-7
	11	@ Arkansas*	W	9-8
	12	@ Arkansas*	W	12-1
	12	@ Arkansas*	W	4-2
	14	Dallas Baptist	W	15-5
	14	Dallas Baptist	W	5-0
	15	Northeast Louisiana	W	12-1
	15	Northeast Louisiana	L	4-6
	18	@ Texas*	L	5-6
	19	@ Texas*	L	3-18
	19	@ Texas*	L	0-14
	23	Texas Wesleyan	W	2-0
	23	Texas Wesleyan	W	7-0
	25	SMU*	L	8-9
	26	SMU*	L	2-7
	26	SMU*	W	12-2

1973 Overall: 31-12-0 • SWC: 12-7-0
Head Coach: Frank Windegger
Finish: 2nd SWC

Feb.	24	Trinity	W	5-4
	24	Trinity	L	0-2
	25	Texas Wesleyan	L	2-5
	25	Texas Wesleyan	L	5-8
	27	University of Dallas	W	8-4
	27	University of Dallas	W	19-4
March	2	UT-Arlington	L	1-2
	2	UT-Arlington	W	6-1
	3	St. Mary's (Texas)	W	2-0
	3	St. Mary's (Texas)	W	4-1
	6	Texas Wesleyan	W	5-0
	6	Texas Wesleyan	W	3-2
	9	Kearney State	W	1-0
	9	Kearney State	W	13-2
	10	Kearney State	W	11-3
	10	Kearney State	W	5-1
	16	@ Texas*	L	3-4
	16	@ Texas*	L	4-9
	17	@ Texas*	L	0-4
	20	Kent State	W	4-1
	20	Kent State	W	10-1
	22	Houston*	L	3-5
	22	Houston*	W	6-0
	24	Houston*	W	12-7
	27	Northeast Louisiana	W	2-0
	27	Northeast Louisiana	W	2-0
	31	Baylor*	W	12-2
	31	Baylor*	W	18-2
April	6	Texas A&M*	L	0-1
	7	Texas A&M*	W	3-1
	7	Texas A&M*	W	4-3
	9	UT-Pan American	W	5-2
	9	UT-Pan American	W	4-3
	13	@ Rice*	W	5-4
	13	@ Rice*	W	11-1
	20	SMU*	W	3-1
	20	SMU*	W	4-1
	21	SMU*	W	6-2
	23	UT-Arlington	W	3-2
	23	UT-Arlington	L	2-8
	27	@ Texas Tech*	W	9-0
	28	@ Texas Tech*	L	4-5
	28	@ Texas Tech*	L	0-4

1967 Overall: 20-9-1 • SWC: 10-5-0
Head Coach: Frank Windegger
Finish: SWC Co-Champions

		University of Dallas	W	15-7
		University of Dallas	W	28-0
		Sul Ross	W	4-2
		Sul Ross	W	5-3
		Texas Tech	W	3-1
		Texas Tech	W	4-2
March	11	@ Texas A&M*	W	6-0
	14	@ SMU*	W	7-5
		Trinity	L	6-7
		Trinity (13)	T	1-1
	18	@ Baylor*	L	3-5
		@ LSU	W	8-0
		@ LSU	L	1-3
		@ Loyola	L	5-6
		@ Loyola	W	5-1
		Missouri	W	3-1
		Missouri	W	17-4
		Missouri	L	2-4
April	1	Texas*	L	0-1
	7	SMU*	W	5-0
	8	SMU* (10)	L	0-1
	11	Rice*	W	6-1
	14	Texas A&M*	W	3-2
	15	Texas A&M*	W	4-2
	21	@ Texas*	L	4-7
	22	@ Texas* (10)	W	5-3
	28	@ Rice* (12)	L	8-9
	29	@ Rice*	W	3-1
May	5	Baylor*	W	12-2
	6	Baylor*	W	9-0

1970 Overall: 17-15-0 • SWC: 9-8-0
Head Coach: Frank Windegger
Finish: 5th SWC

March	9	University of Dallas	W	10-1
	11	@ Arizona	W	4-3
	12	@ Arizona	L	6-7
	13	@ Arizona	L	6-9
	14	@ Arizona	L	3-4
	14	@ Arizona	L	2-5
	23	Rice*	W	10-1
	23	Rice*	L	6-8
	24	Rice*	W	10-6
	25	@ SMU*	L	0-1
	25	@ SMU*	W	1-0
	26	@ SMU*	W	2-0
April	1	Texas Wesleyan	W	11-4
	1	Texas Wesleyan	W	4-0
	4	@ Baylor*	W	9-5
	5	@ Baylor*	L	5-7
	5	@ Baylor*	W	3-1
	7	@ UT-Arlington	L	7-8
	7	@ UT-Arlington	W	3-0
	10	Texas Tech*	W	1-0
	10	Texas Tech*	W	2-1
	11	Texas Tech*	L	4-7
	13	UT-Arlington	W	7-2
	20	UT		

BASEBALL

1976 Overall: 22-24-0 • SWC: 8-15-0
Head Coach: Roger Williams
Finish: 8th SWC

Feb.	20	UT-Arlington	W	10-0
	20	UT-Arlington	L	3-6
	21	University of Dallas	W	9-1
	21	University of Dallas	W	12-0
	27	Baylor*	W	13-5
	28	Baylor*	L	0-3
	28	Baylor*	L	3-5
March	1	@ UT-Arlington	L	2-4
	1	Texas Wesleyan	L	8-10
	2	UT-Arlington	W	13-8
	3	@ Texas Wesleyan	L	1-2
	5	@ Rice*	L	0-3
	6	@ Rice*	W	11-7
	6	@ Rice*	L	6-7
	12	Texas*	L	3-11
	13	Texas*	L	0-12
	13	Texas*	L	0-6
	14	Emporia State	W	10-3
	14	Emporia State	W	5-1
	16	Central Michigan	L	2-3
	16	Central Michigan	L	4-7
	17	Central Michigan	L	2-8
	17	Central Michigan	W	6-4
	18	Plano	W	4-0
	19	@ Texas A&M*	L	2-13
	20	@ Texas A&M*	L	0-2
	20	@ Texas A&M*	L	4-5
	22	Kent State	W	13-3
	22	Kent State	W	5-3
	24	Kent State	W	8-5
	24	Kent State	W	7-2
	26	Houston*	L	9-10
	27	Houston*	L	0-6
April	27	Houston*	W	2-1
	2	@ Arkansas*	L	5-7
	3	@ Arkansas*	W	6-5
	3	@ Arkansas*	L	6-7
	9	Texas Tech*	W	3-2
	10	Texas Tech*	L	5-11
	10	Texas Tech*	W	9-5
	20	@ SMU*	W	4-2
	20	@ SMU*	W	5-1
	23	UT-Pan American	W	5-0
	23	UT-Pan American	L	0-4
	24	UT-Pan American	L	3-4
	24	UT-Pan American	W	7-2

1977 Overall: 22-22-1 • SWC: 9-13-1
Head Coach: Willie Maxwell
Finish: 7th SWC

Feb.	19	@ Texas Wesleyan	W	14-12
	19	@ Texas Wesleyan	L	3-4
	22	Sam Houston State	W	4-2
	22	Sam Houston State	L	3-16
	25	@ Baylor*	L	3-20
	26	@ Baylor*	W	2-1
	26	@ Baylor*	W	3-2
March	28	@ UT-Arlington	W	4-0
	1	Texas Wesleyan	W	10-6
	1	UT-Arlington	W	14-3
	2	@ Texas Wesleyan	L	0-11
	4	Rice*	W	10-7
	5	Rice*	W	3-1
	5	Rice*	W	11-4
	8	@ UT-Arlington	W	6-5
	8	@ UT-Arlington	L	4-6
	11	@ Texas*	L	1-14
	12	@ Texas*	L	0-8
	12	@ Texas*	L	4-8
	14	Emporia State	L	4-7
	14	Emporia State	W	8-6
	15	Central Michigan	L	2-4
	15	Central Michigan	L	0-10
	16	Ouachita Baptist	W	2-1
	16	Ouachita Baptist	L	2-4
	18	Texas A&M*	L	1-5
	19	Texas A&M*	L	3-7
	19	Texas A&M*	L	4-17
	22	Bradley	W	17-4
	22	Bradley	W	12-10
	28	@ Houston*	L	0-4
	29	@ Houston*	L	1-2
	29	@ Houston*	T	5-5
April	1	Arkansas*	W	5-2
	2	Arkansas*	L	0-3
	2	Arkansas*	L	5-6
	5	Dallas Baptist	W	11-7
	5	Dallas Baptist	L	2-14
	8	@ Texas Tech*	L	7-11
	9	@ Texas Tech*	L	2-4
	9	@ Texas Tech*	W	17-3
	12	University of Dallas	W	9-2
	12	University of Dallas	W	16-0
	19	SMU*	W	1-0
	19	SMU*	W	13-0

1978 Overall: 18-29-1 • SWC: 7-17-0
Head Coach: Willie Maxwell
Finish: 8th SWC

Feb.	25	@ Texas Wesleyan	W	8-5
	25	@ Texas Wesleyan	L	2-5
	26	@ UT-Arlington	W	13-1
	26	@ UT-Arlington	L	2-3
March	2	UT-Arlington	L	10-12
	2	UT-Arlington	L	7-8

	6	Texas Wesleyan	L	4-7
	6	Texas Wesleyan	W	4-2
	10	@ SMU*	W	2-1
	11	@ SMU*	L	8-11
	11	@ SMU*	W	8-3
	13	Central Michigan	L	7-17
	13	Central Michigan	W	11-5
	17	Texas Tech*	L	11-12
	18	Texas Tech*	L	6-8
	18	Texas Tech*	W	3-0
	21	Kent State	W	7-2
	21	Kent State	L	1-4
	22	Sam Houston State	L	7-10
	22	Sam Houston State	W	8-7
	27	@ Arkansas*	L	3-6
	27	@ Arkansas*	L	3-4
	28	@ Arkansas*	L	2-7
	31	Houston*	W	9-6
April	1	Houston*	L	2-10
	1	Houston*	L	2-17
	4	@ Oklahoma	L	2-10
	4	@ Oklahoma	L	3-6
	7	@ Texas A&M*	L	3-4
	8	@ Texas A&M*	L	1-3
	8	@ Texas A&M*	L	3-14
	11	University of Dallas	W	2-1
	11	University of Dallas	W	14-1
	14	Texas*	L	7-9
	15	Texas*	L	2-8
	15	Texas*	W	8-2
	18	@ Sam Houston State	L	0-2
	18	@ Sam Houston State	W	4-2
	19	@ Sam Houston State	L	4-12
	21	@ Rice*	W	8-1
	22	@ Rice*	L	1-2
	22	@ Rice*	W	6-3
	25	Dallas Baptist	W	4-0
	25	Dallas Baptist	W	5-4
	27	@ UT-Arlington	T	1-1
	28	Baylor*	L	8-14
	29	Baylor*	L	1-13
	29	Baylor*	L	8-13

1979 Overall: 21-24-0 • SWC: 7-17-0
Head Coach: Willie Maxwell
Finish: 8th SWC

Feb.	23	Sam Houston State	W	12-5
	23	Sam Houston State	L	0-3
	27	Dallas Baptist	W	3-1
	27	Dallas Baptist	L	3-5
March	1	Texas Wesleyan	W	5-4
	1	Texas Wesleyan	W	5-2
	4	Texas Wesleyan	W	9-8
	4	Texas Wesleyan	L	1-5
	5	Dallas Baptist	W	9-1
	5	Dallas Baptist	W	14-5
	6	@ Sam Houston State	L	2-3
	6	@ Sam Houston State	L	0-4
	9	SMU*	L	4-7
	10	SMU*	W	2-1
	10	SMU*	W	6-5
	13	Abilene Christian	W	14-5
	13	Abilene Christian	W	9-5
	14	UT-Arlington	L	1-10
	14	UT-Arlington	W	6-2
	17	@ Texas Tech*	L	10-11
	18	@ Texas Tech*	L	8-14
	18	@ Texas Tech*	W	8-1
	24	Arkansas*	L	1-7
	24	Arkansas*	L	1-10
	25	Arkansas*	L	4-9
	27	Rockford College	W	3-0
	27	Rockford College	W	2-1
	31	@ Houston*	W	13-11
	31	@ Houston*	L	1-5
April	1	@ Houston*	L	0-3
	4	North Texas	W	13-6
	4	North Texas	W	6-1
	6	Texas A&M*	L	4-8
	7	Texas A&M*	L	1-8
	7	Texas A&M*	W	8-6
	13	@ Texas*	L	1-3
	14	@ Texas*	L	1-5
	14	@ Texas*	L	5-15
	17	Hardin-Simmons	L	0-8
	22	Rice*	W	5-4
	22	Rice*	L	1-6
	23	Rice*	L	4-6
	27	@ Baylor*	L	4-9
	28	@ Baylor*	L	2-3
	28	@ Baylor*	W	14-6

1980 Overall: 19-28-2 • SWC: 7-14-2
Head Coach: Willie Maxwell
Finish: 7th SWC

Feb.	19	Hardin-Simmons	W	11-4
	19	Hardin-Simmons	L	2-4
	20	@ Texas Wesleyan	L	1-14
	20	@ Texas Wesleyan	L	1-2
	22	UT-Arlington	W	10-7
	22	UT-Arlington	W	13-4
	23	Midwestern State	W	6-3
	23	Midwestern State	W	7-3
	26	Oral Roberts	L	0-6
	26	Oral Roberts	L	4-6
	29	Houston*	W	5-4
	29	Houston*	W	1-0
March	2	Houston*	T	11-11
	4	Austin College (5)	W	22-2

	4	Austin College (5)	W	16-2
	7	@ Texas A&M*	W	15-8
	8	@ Texas A&M*	L	0-2
	8	@ Texas A&M*	L	5-6
	11	Dallas Baptist	W	6-3
	11	Dallas Baptist	L	5-6
	12	Emporia State	L	4-5
	12	Emporia State	L	10-16
	14	Lubbock Christian	W	3-2
	15	Lubbock Christian	W	7-6
	15	Lubbock Christian	L	3-4
	18	Texas Wesleyan	L	1-7
	18	Texas Wesleyan	L	2-5
	21	@ Rice*	L	8-9
	22	@ Rice*	L	0-1
	22	@ Rice*	L	8-11
	@ UT-Arlington	W	9-6	
	@ UT-Arlington	W	5-3	
	30	Baylor*	L	7-8
	31	Baylor*	W	2-0
	31	Baylor*	L	5-8
April	4	@ Oral Roberts	L	3-12
	5	@ Oral Roberts	L	1-2
	5	@ Oral Roberts	L	3-4
	11	@ SMU*	W	12-10
	18	Texas Tech*	L	2-5
	19	Texas Tech*	L	3-4
	19	Texas Tech*	T	8-8
	20	Texas Tech*	L	3-4
	25	@ Arkansas*	L	1-5
	27	@ Arkansas*	L	2-3
	27	@ Arkansas*	L	17-18
May	2	Texas*	L	6-8
	3	Texas*	W	4-2
	3	Texas*	W	2-0

1981 Overall: 27-19-0 • SWC: 9-12-0
Head Coach: Willie Maxwell
Finish: 6th SWC

Feb.	21	Texas Wesleyan	L	3-4
	21	Texas Wesleyan	L	1-2
	24	@ UT-Arlington	L	3-4
	24	@ UT-Arlington	L	2-3
March	4	Southwestern	L	4-8
	4	Southwestern	W	2-1
	10	North Texas	W	8-2
	13	Arkansas*	L	1-4
	14	Arkansas*	W	6-5
	14	Arkansas*	W	6-5
	17	UT-Arlington	W	4-3
	17	UT-Arlington	W	9-3
	19	Emporia State	W	2-0
	19	Emporia State	W	7-1
	20	Emporia State	L	9-10
	20	Emporia State	W	12-5
	21	Buena Vista	W	10-0
	21	Buena Vista	W	14-4
	24	Indiana	W	2-1
	24	Indiana	W	7-3
	27	Texas A&M*	W	4-0
	28	Texas A&M*	W	4-1
	28	Texas A&M*	W	4-2
	31	Hardin-Simmons	W	9-1
	31	Hardin-Simmons	W	9-1
April	4	@ Baylor*	L	6-7
	5	@ Baylor*	W	4-1
	5	@ Baylor*	W	11-3
	7	Mary Hardin Baylor	W	5-4
	7	Mary Hardin Baylor	W	8-3
	10	@ Texas*	L	0-8
	11	@ Texas*	L	3-7
	11	@ Texas*	L	2-15
	14	Dallas Baptist	W	5-4
	14	Dallas Baptist	W	4-3
	17	Rice*	L	0-9
	19	Rice*	L	1-2
	19	Rice*	L	2-3
	21	@ Texas Wesleyan	L	0-12
	21	@ Texas Wesleyan	W	6-0
	26	@ Houston*	W	5-3
	27	@ Houston*	L	1-4
	27	@ Houston*	L	3-4
May	1	@ Texas Tech*	W	9-6
	2	@ Texas Tech*	L	3-7
	2	@ Texas Tech*	L	4-5

1982 Overall: 16-25-2 • SWC: 4-15-1
Head Coach: Willie Maxwell
Finish: 8th SWC

Feb.	19	St. Edward's	L	0-3
	19	St. Edward's	W	6-5
	20	Texas Wesleyan	L	2-7
	20	Texas Wesleyan	L	2-8
	23	UT-Arlington	W	4-3
	23	UT-Arlington	L	8-10
March	3	Southwestern	W	11-10
	3	Southwestern	W	8-3
	9	Kearney State	W	9-4
	9	Kearney State	T	2-2
	12	@ Arkansas*	L	1-3
	13	@ Arkansas*	L	1-2
	13	@ Arkansas*	L	4-8
	15	@ Oral Roberts	L	3-9
	16	@ Oral Roberts	L	1-3
	17	North Texas	W	3-2
	19	Texas Tech*	L	2-13
	20	Texas Tech*	W	7-6
	20	Texas Tech*	L	7-10
	23	North Dakota State	W	6-0

	23	North Dakota State	W	5-1
	26	@ Texas A&M*	T	7-7
	28	@ Texas A&M*	W	8-6
	28	@ Texas A&M*	L	5-13
	30	Elmhurst College	W	2-1
	30	Elmhurst College		

HORNED FROG

T
C
U
H
I
S
T
O
R
Y

6	Texas*	L	1-12
7	Texas*	W	7-6
8	Texas*	L	8-16
10	UT-Pan American	W	10-6
10	UT-Pan American	W	3-2
11	UT-Pan American	L	4-6
11	UT-Pan American	W	6-5
14	@ Rice*	L	4-12
14	@ Rice*	L	1-6
15	@ Rice*	L	2-8
17	UT-Arlington	W	8-6
20	Houston*	W	9-4
21	Houston*	L	3-16
21	Houston*	W	6-5
24	North Texas	W	3-2
24	North Texas	W	10-0
25	@ Dallas Baptist	L	9-15
28	@ Arkansas*	L	5-6
28	@ Arkansas*	L	5-8
29	@ Arkansas*	L	5-6

**1985 Overall: 35-17-0 • SWC: 9-12-0
Head Coach: Bragg Stockton
Finish: 6th SWC**

Feb.	19	Southwest Texas	W	5-2
	20	Southwest Texas	W	5-4
	27	@ UT-Arlington	W	7-6
	28	UT-Arlington	W	11-2
March	4	North Texas	W	10-3
	4	North Texas	W	2-1
	5	@ Dallas Baptist	W	8-4
	8	Prairie View A&M	W	14-2
	8	Prairie View A&M	W	4-3
	9	Kearney State	W	6-0
	9	Kearney State	W	3-0
	12	Iowa State	L	1-2
	12	Iowa State	W	15-1
	13	Sam Houston State	W	7-4
	17	@ Southwestern	W	10-0
	17	@ Southwestern	W	3-0
	18	@ Texas Lutheran	W	5-3
	18	vs. Notre Dame	W	9-3
	19	vs. Trinity	W	8-2
	19	@ St. Mary's	W	2-1
	22	@ Baylor*	L	1-7
	22	@ Baylor*	L	3-4
	23	@ Baylor*	L	2-3
	26	Hardin-Simmons	W	8-2
	26	Hardin-Simmons	W	6-5
	29	@ Texas*	L	0-5
	30	@ Texas*	W	4-2
	30	@ Texas*	L	5-10
April	2	Southwestern	L	5-6
	2	Southwestern	W	7-3
	3	@ UT-Arlington	L	6-10
	5	Rice*	W	9-5
	6	Rice*	W	5-1
	6	Rice*	W	7-3
	9	UT-Arlington	W	9-8
	13	@ Houston*	L	3-5
	13	@ Houston*	L	5-6
	14	@ Houston*	L	2-3
	16	Dallas Baptist	W	4-2
	16	Dallas Baptist	L	0-3
	19	Arkansas*	L	7-19
	20	Arkansas*	W	4-3
	20	Arkansas*	L	6-12
	23	UT-Pan American	L	4-6
	24	UT-Pan American	W	6-1
	24	UT-Pan American	W	19-3
	28	@ Texas Tech*	W	7-6
	28	@ Texas Tech*	W	11-8
	29	@ Texas Tech*	W	17-7
May	3	Texas A&M*	L	5-12
	4	Texas A&M*	W	6-1
	4	Texas A&M*	L	0-5

**1986 Overall: 31-29-0 • SWC: 5-16-0
Head Coach: Bragg Stockton
Finish: 7th SWC**

Feb.	18	North Texas	W	11-2
	18	North Texas	W	13-7
	19	Dallas Baptist	W	6-0
	19	Dallas Baptist	W	8-3
	20	Oral Roberts	W	7-6
	22	@ Mary Hardin Baylor	W	13-2
	22	@ Mary Hardin Baylor	L	4-9
	25	Southwest Texas State	W	8-1
	25	Southwest Texas State	L	2-6
	26	@ UT-Arlington	W	11-10
	27	@ Oklahoma City	W	8-7
	28	@ Oklahoma	W	10-7
March	1	@ Oklahoma	L	5-15
	3	Hardin-Simmons	W	3-1
	3	Hardin-Simmons	W	10-4
	7	Prairie View A&M	W	23-5
	8	Emporia State	L	5-10
	8	Emporia State	L	6-8
	10	@ UT-Arlington	L	4-5
	11	Oklahoma City	W	4-0
	12	@ Hardin-Simmons	W	2-1
	14	Wichita State	L	4-14
	15	vs. Miami (Ohio)	L	3-6
	15	vs. Miami (Ohio)	W	4-0
	16	vs. Miami (Ohio)	W	13-0
	16	vs. Miami (Ohio)	W	3-1
	17	@ St. Edward's	W	19-14
	17	@ St. Edward's	L	6-7
	18	@ Southwestern	W	18-14

21	Baylor*	L	1-9	
22	Baylor*	W	3-2	
22	Baylor*	W	11-7	
25	Cal-Poly Pomona	W	7-1	
25	UT-Arlington	L	3-5	
26	Cal-Poly Pomona	L	1-3	
26	St. Francis (Ill.)	L	3-14	
28	Texas*	W	7-2	
29	Texas*	L	3-5	
29	Texas*	L	6-8	
April	1	Southwestern	W	10-9
	4	@ Rice*	L	3-4
	5	@ Rice*	L	5-6
	5	@ Rice*	W	15-6
	8	UT-Pan American	W	5-4
	8	UT-Pan American	L	5-7
	9	UT-Pan American	W	8-3
	11	Houston*	L	6-7
	12	Houston*	L	6-7
	12	Houston*	L	2-4
	15	UT-Arlington	W	7-5
	18	@ Arkansas*	L	3-13
	20	@ Arkansas*	L	6-7
	20	@ Arkansas*	L	5-6
	22	@ North Texas	W	20-4
	25	Texas Tech*	W	15-8
	26	Texas Tech*	L	8-11
	26	Texas Tech*	L	6-14
May	3	@ Texas A&M*	L	1-2
	4	@ Texas A&M*	L	5-7
	4	@ Texas A&M*	L	3-5

**1987 Overall: 24-35-0 • SWC: 4-17-0
Head Coach: Lance Brown
Finish: 8th SWC**

Feb.	14	Lamar	L	4-7
	14	Lamar	L	3-8
	15	Lamar	W	12-3
	15	Lamar	L	5-10
	16	Hardin-Simmons	W	14-13
	18	@ Dallas Baptist	L	4-10
	22	Southwest Texas State	W	2-0
	22	Southwest Texas State	W	5-0
	25	UT-Arlington	L	0-4
	25	UT-Arlington	W	5-4
March	1	Texas Southern	W	6-1
	1	Texas Southern	W	19-0
	2	Wichita State	L	0-13
	3	Wichita State	W	3-0
	4	@ UT-Arlington	L	5-7
	4	@ UT-Arlington	W	2-1
	5	@ Texas Wesleyan	W	10-4
	6	Prairie View A&M	W	8-4
	6	Prairie View A&M	W	7-5
	8	Kansas State	W	4-3
	8	Kansas State	L	6-7
	10	@ Fresno State	W	3-2
	11	@ Fresno State	L	3-6
	12	@ Fullerton State	L	1-4
	13	@ Fullerton State	L	1-4
	14	@ Fullerton State	L	2-3
	18	Southwestern	W	6-5
	20	@ Texas*	L	5-13
	21	@ Texas*	L	2-6
	21	@ Texas*	L	0-6
	24	@ North Texas	W	12-6
	27	Rice*	L	12-20
	28	Rice*	L	6-9
	28	Rice*	W	8-1
April	31	@ Oklahoma State	L	7-10
	1	@ Oklahoma State	L	4-11
	3	@ Houston*	L	6-10
	4	@ Houston*	L	0-7
	4	@ Houston*	L	6-7
	7	UT-Pan American	W	10-5
	7	UT-Pan American	L	5-9
	8	UT-Pan American	W	8-4
	8	UT-Pan American	W	4-1
	10	Arkansas*	L	7-9
	11	Arkansas*	W	7-6
	11	Arkansas*	L	7-13
	14	@ UT-Arlington	L	8-12
	15	UT-Arlington	L	15-17
	17	@ Texas Tech*	W	8-2
	18	@ Texas Tech*	L	3-4
	18	@ Texas Tech*	L	6-7
	21	@ Oklahoma	W	14-7
	22	@ Oklahoma	L	5-6
	24	Texas A&M*	L	2-9
	25	Texas A&M*	L	5-7
	25	Texas A&M*	W	7-6
May	1	Baylor*	L	2-6
	1	Baylor*	L	4-7
	2	Baylor*	L	7-8

**1988 Overall: 27-32-0 • SWC: 8-13-0
Head Coach: Lance Brown
Finish: 5th SWC**

Feb.	13	@ Lamar	W	3-2
	13	@ Lamar	L	1-7
	14	@ Lamar	W	3-1
	15	@ Sam Houston State	L	1-4
	15	@ Sam Houston State	W	10-7
	19	@ Tarleton State	W	5-0
	19	@ Tarleton State	W	13-2
	20	Texas Wesleyan	W	4-3
	20	Texas Wesleyan	L	4-9
	21	St. Edward's	W	17-2
	21	St. Edward's	L	5-8

23	@ North Texas	W	18-0	
25	@ UNLV	L	5-9	
26	vs. Georgia Tech	L	4-8	
26	vs. Oklahoma	L	2-7	
27	@ UNLV (11)	L	5-6	
28	vs. Georgia Tech	W	6-4	
March	5	Southwest Texas State	W	9-8
	6	Southwest Texas State	W	9-8
	6	Southwest Texas State	W	7-5
	8	Dallas Baptist	L	2-3
	9	UT-Arlington	L	1-3
	11	@ Oral Roberts	L	4-5
	12	@ Oral Roberts	L	3-8
	12	@ Oral Roberts	W	7-0
	18	New Mexico	W	15-2
	19	New Mexico	L	2-4
	19	New Mexico	L	5-11
	20	New Mexico	L	8-9
	23	@ Hardin-Simmons	L	3-9
	23	@ Hardin-Simmons	L	7-8
	25	Texas*	L	2-3
	26	Texas*	L	3-10
	26	Texas* (10)	L	10-11
April	30	@ UT-Arlington	L	6-19
	2	@ Rice*	L	1-4
	2	@ Rice*	W	5-3
	3	@ Rice*	L	4-5
	5	North Texas	W	11-5
	8	Houston*	W	4-2
	9	Houston*	W	2-1
	9	Houston*	W	16-9
	12	Tarleton State	W	12-3
	12	Tarleton State	W	5-1
	15	@ Arkansas*	L	2-3
	16	@ Arkansas*	W	3-1
	16	@ Arkansas*	L	2-3
	20	@ Dallas Baptist (11)	W	5-4
	22	Texas Tech*	W	6-1
	23	Texas Tech*	W	11-4
	23	Texas Tech*	L	2-6
	26	North Texas	L	3-13
	27	UT-Arlington	W	9-3
	29	@ Texas A&M*	L	7-10
	30	@ Texas A&M*	L	2-4
	30	@ Texas A&M*	L	1-9
May	6	Baylor*	W	6-5
	6	Baylor*	L	4-5
	7	Baylor*	L	2-4

**1989 Overall: 37-22-0 • SWC: 7-14-0
Head Coach: Lance Brown
Finish: T-6th SWC**

Feb.	9	@ Tulane	W	3-2
	9	@ Tulane	W	4-3
	10	@ New Orleans	W	1-0
	11	@ LSU	L	2-8
	12	@ LSU	L	5-10
	13	@ Southwest Louisiana	W	10-9
	20	@ Hardin-Simmons	W	5-4
	20	@ Hardin-Simmons	W	12-0
	24	Southeast Louisiana	W	3-2
	24	Southeast Louisiana	L	2-3
	25	Southeast Louisiana	W	9-6
March	1	Texas Wesleyan	W	9-3
	3	@ Wichita State	L	2-16
	8	Oklahoma State	L	2-16
	10	Sam Houston State	W	7-5
	10	Sam Houston State	L	3-4
	11	Sam Houston State	W	16-11
	13	Lamar	W	16-6
	15	Lamar	W	16-2
	15	Lamar	W	12-2
	16	Emporia State	L	6-10
	16	Emporia State	W	14-1
	18	Northwestern	W	10-1
	19	Northwestern	L	4-5
	22	Wisconsin-Eau Claire	W	14-2
	22	Wisconsin-Eau Claire	W	18-0
	24	Rice*	W	6-1
	25	Rice*	L	0-1
	25	Rice* (11)	W	2-1
	27	Nebraska	W	6-5
	27	Nebraska	W	17-1
April	31	@ Houston*	L	7-8
	1	@ Houston*	L	4-5
	1	@ Houston*	L	3-9
	5	Centenary	W	7-6
	5	Centenary	W	10-1
	7	Arkansas*	L	4-5
	8	Arkansas*	L	6-8
	8	Arkansas*	L	3-11
	11	UT-Arlington	W	11-10
	14	@ Texas Tech*	L	4-6
	15	@ Texas Tech*	L	3-5
	15	@ Texas Tech*	L	5-16
	18	@ UT-Arlington	W	12-8
	21	Texas A&M*	W	4-2
	22	Texas A&M*	L	3-14
	22	Texas A&M*	L	5-10
	25	Dallas Baptist	W	4-3
	25	Dallas Baptist	W	5-4
	26	North Texas	W	9-2
	26	North Texas	W	6-1
	28	@ Baylor*	W	13-6
	29	@ Baylor*	W	7-6
	29	@ Baylor*	W	7-6

May	2	Northwood	W	5-4
	2	Northwood	W	2-0
	5	@ Texas*	W	5-1
	6	@ Texas*	L	2-10
	6	@ Texas*	L	1-10

**1990 Overall: 27-32-0 • SWC: 4-17-0
Head Coach: Lance Brown
Finish: 8th SWC**

BASEBALL

April	2	UT-Arlington	L	3-4
	7	Houston*	W	8-4
	7	Houston*	W	5-0
	8	Houston*	W	11-2
	9	@ UT-Arlington	W	8-5
	12	Arkansas*	W	4-1
	13	Arkansas*	L	2-12
	14	Arkansas*	L	6-12
	16	Dallas Baptist	W	2-1
	19	@ Texas Tech*	W	9-5
	20	@ Texas Tech*	W	2-1
	20	@ Texas Tech*	L	1-6
	26	Texas A&M*	L	2-9
	27	Texas A&M*	L	3-4
	27	Texas A&M*	L	2-5
	30	@ Oklahoma	L	5-9
May	4	@ Baylor*	W	4-0
	5	@ Baylor*	W	4-2
	16	vs. Texas#	L	5-13
	17	vs. Baylor*	W	3-0
	17	@ Texas A&M*#	W	4-2
	18	vs. Texas#	L	6-8

- SWC Tournament, College Station, Texas

1992 Overall: 25-30-0 • SWC: 14-22-0
Head Coach: Lance Brown
Finish: 6th SWC

Feb.	1	@ UT-Arlington	L	3-4
	7	Dallas Baptist	W	9-6
	8	Louisiana Tech	W	1-0
	8	Louisiana Tech	L	4-8
	9	Louisiana Tech	L	4-6
	11	Tarleton State	W	8-7
	14	@ Texas Tech*	L	2-3
	15	@ Texas Tech*	W	5-1
	15	@ Texas Tech*	W	9-2
	19	@ Stephen F. Austin	W	16-15
	21	Rice*	L	9-14
	23	Rice*	W	2-1
	23	Rice*	W	7-4
	28	@ Houston* (12)	W	10-7
	29	@ Houston*	L	1-4
	29	@ Houston*	W	5-3
March	2	Stephen F. Austin	W	9-8
	3	UT-Arlington	L	5-10
	6	Texas*	L	5-20
	7	Texas*	L	4-8
	7	Texas*	L	1-9
	13	@ Baylor*	L	1-2
	14	@ Baylor*	L	5-6
	14	@ Baylor*	L	3-8
	17	@ New Mexico State (10)	W	8-7
	18	@ New Mexico State	W	12-9
	20	Colorado State	L	0-5
	21	Colorado State	L	1-5
	21	Colorado State	W	4-1
	23	Tarleton State	W	12-3
	27	Texas A&M*	W	4-3
	28	Texas A&M*	L	3-6
	28	Texas A&M*	L	1-4
April	3	@ Texas*	L	1-4
	4	@ Texas*	L	0-9
	4	@ Texas*	L	2-3
	7	Oklahoma	W	8-5
	10	Texas Tech*	W	2-1
	11	Texas Tech*	W	3-1
	11	Texas Tech*	W	5-4
	14	UT-Arlington	L	2-15
	15	@ Dallas Baptist	W	14-8
	18	@ Rice* (8)	L	1-2
	18	@ Rice* (10)	W	4-2
	19	@ Rice*	W	13-2
	21	@ UT-Arlington	L	3-4
	24	Baylor*	L	4-6
	24	Baylor*	L	2-7
	25	Baylor*	L	10-12
May	1	Houston*	L	3-5
	2	Houston*	W	5-2
	2	Houston*	L	1-2
	16	@ Texas A&M*	L	2-11
	17	@ Texas A&M*	L	2-6
	17	@ Texas A&M*	W	6-5

1993 Overall: 34-22-0 • SWC: 5-13-0
Head Coach: Lance Brown
Finish: 6th SWC

Feb.	2	Abilene Christian	W	6-1
	2	Abilene Christian	W	21-2
	5	@ Arizona State	L	4-5
	6	@ Arizona State	L	2-7
	7	@ Arizona State	L	10-11
	9	UT-Arlington	W	10-7
	12	@ St. Mary's	W	9-6
	13	@ UT-San Antonio	W	8-0
	13	@ UT-San Antonio	W	5-0
	14	@ UT-San Antonio	W	15-2
	16	Centenary	W	11-2
	19	UT-Arlington	W	9-5
	20	Nebraska-Kearney	W	12-5
	20	Nebraska-Kearney	W	7-4
	21	Nebraska-Kearney	W	18-1
	23	Oklahoma	W	10-8
	27	@ Alabama	W	13-6
	28	@ Alabama	W	16-7
March	2	St. Francis (Ill.)	W	9-0
	3	Tarleton State	L	1-2
	5	Col. of the Southwest	W	14-2
	6	Col. of the Southwest	W	4-0
	6	Col. of the Southwest	W	2-1

	9	Oklahoma State	W	7-6
	10	Iowa State	W	3-1
	13	@ Oral Roberts	L	4-10
	14	@ Oral Roberts	W	13-3
	16	@ Oklahoma	W	5-3
	17	@ Oklahoma	L	6-16
	20	Texas A&M*	L	2-8
	28	Texas A&M*	L	0-6
	21	Texas A&M*	W	3-2
	23	Oregon State	L	0-2
	23	Oregon State	W	5-4
	27	Oral Roberts	L	2-4
	27	Oral Roberts	W	1-0
	28	Oral Roberts	W	10-2
April	2	@ Texas*	L	2-3
	3	@ Texas*	L	3-6
	3	@ Texas*	L	7-8
	6	Lubbock Christian	L	2-3
	9	@ Rice*	L	3-9
	9	@ Rice*	L	0-2
	10	@ Rice*	L	1-12
	13	Tarleton State	W	15-0
	16	Houston*	W	7-2
	17	Houston*	L	5-7
	17	Houston*	W	9-6
	20	Dallas Baptist	W	10-3
	20	Dallas Baptist	W	14-2
	23	@ Baylor*	L	5-11
	24	@ Baylor*	W	6-3
	24	@ Baylor*	L	7-8
	30	Texas Tech* (10)	L	6-8
May	1	Texas Tech*	L	8-9
	1	Texas Tech*	W	11-7

1994 Overall: 38-22-0 • SWC: 14-4-0
Head Coach: Lance Brown
Finish: SWC Champions
NCAA Midwest Region Partic.

Feb.	5	@ UT-Arlington	W	8-7
	6	UT-Arlington	W	14-6
	7	Tarleton State	W	10-8
	8	Dallas Baptist	W	14-7
	11	Arkansas	W	7-3
	12	Arkansas	W	21-4
	13	Arkansas (13)	W	6-4
	16	Cameron	W	2-0
	18	Centenary	W	16-3
	19	UT-San Antonio	L	9-10
	20	UT-San Antonio	L	7-9
	20	UT-San Antonio	L	0-6
	22	Oklahoma	L	11-12
	26	@ Louisiana Tech	W	21-7
	26	@ Louisiana Tech	W	10-3
	27	@ Louisiana Tech (10)	W	6-5
March	2	Tarleton State	W	6-5
	4	Coker College	L	0-3
	5	@ Abilene Christian	W	10-3
	5	@ Abilene Christian	W	3-0
	11	@ Texas Tech*	L	0-1
	12	@ Texas Tech*	W	6-1
	12	@ Texas Tech*	L	4-8
	15	Ole Miss	W	19-6
	16	Ole Miss	W	24-5
	18	@ LSU	L	6-13
	19	@ LSU	L	10-15
	20	@ LSU	L	8-16
	23	Lubbock Christian	W	5-2
	25	Southern Miss	L	3-6
	26	Southern Miss	L	1-7
	27	Southern Miss	L	3-9
	29	@ Dallas Baptist	W	8-1
April	1	Baylor*	W	24-12
	2	Baylor*	W	4-1
	2	Baylor*	W	12-1
	4	@ Oklahoma	L	7-8
	8	Texas*	W	8-6
	9	Texas*	W	4-2
	9	Texas*	W	4-3
	12	Incarnate Word	W	10-2
	15	Rice*	L	4-5
	16	Rice*	W	3-2
	16	Rice*	W	11-4
	19	Northwestern State	L	2-3
	19	Northwestern State	W	9-8
	23	vs. Houston*^	W	9-4
	23	vs. Houston*^	W	19-4
	24	vs. Houston*^	W	13-2
	26	UT-Arlington	W	4-2
	29	@ Texas A&M*	W	13-7
	30	@ Texas A&M*	W	6-3
	30	@ Texas A&M*	L	4-8
May	6	@ Oklahoma State	L	8-9
	7	@ Oklahoma State	W	11-3
	12	@ Texas#	L	0-3
	13	vs. Rice#	L	3-10
	27	vs. Memphis!	W	11-3
	28	vs. Cal State-Fullerton!	L	1-4
	29	@ Oklahoma State!	L	8-10

^ - Played in College State, Texas
 # - SWC Tournament - Austin, Texas
 ! - Midwest Regional - Stillwater, Okla.

1995 Overall: 27-29-0 • SWC: 11-13-0
Head Coach: Lance Brown
Finish: 5th SWC

Feb.	7	@ Abilene Christian	W	10-1
	15	Tarleton State	W	7-1
	15	Tarleton State	W	9-2
	17	@ Tarleton State	W	13-5

	18	@ Northwestern State	L	1-3
	18	@ Northwestern State	L	4-5
	21	Oklahoma	L	4-8
	22	@ UT-Arlington (13)	L	0-1
	25	Louisiana Tech	W	9-2
	25	Louisiana Tech	W	5-1
	26	Louisiana Tech	W	14-2
	28	Stephen F. Austin	W	12-1
	28	Stephen F. Austin	W	15-0
March	4	@ Arkansas	L	7-9
	5	@ Arkansas	L	4-8
	5	@ Arkansas	L	2-3
	7	Evansville (10)	L	8-9
	8	vs. Temple#	W	12-3
	9	vs. Temple#	L	10-11
	10	vs. Temple#	W	19-9
	13	@ Ole Miss	L	4-9
	14	@ Ole Miss	L	1-10
	17	vs. Rice#	W	10-7
	17	vs. Texas A&M#	L	10-15
	18	vs. Baylor#	W	5-3
	19	vs. Texas Tech#	W	5-4
	24	@ Baylor*	W	4-3
	25	@ Baylor*	W	9-7
	25	@ Baylor*	W	8-5
	28	Sam Houston State	W	3-1
	28	Sam Houston State	W	5-4
	31	Texas Tech*	L	3-5
April	1	Texas Tech*	W	4-3
	1	Texas Tech*	W	3-2
	7	@ Texas*	L	0-13
	8	@ Texas*	L	2-13
	8	@ Texas*	L	2-6
	9	@ Texas*	L	4-8
	14	Houston*	W	9-3
	14	Houston* (10)	L	16-17
	15	Houston*	L	1-7
	15	Houston*	W	6-4
	18	Dallas Baptist	L	6-9
	18	Dallas Baptist	L	8-9
	21	@ Rice*	L	5-14
	22	@ Rice*	L	6-7
	22	@ Rice*	L	2-5
	25	UT-Arlington	W	8-2
	29	@ Oral Roberts	L	6-7
	30	@ Oral Roberts	W	7-6
	30	@ Oral Roberts	W	5-3
May	2	@ Oklahoma	L	1-4
	3	@ Oklahoma	L	4-11
	12	Texas A&M*	W	6-3
	13	vs. Texas A&M*!	L	15-20
	14	vs. Texas A&M*!	L	9-10

- at Lubbock, Texas
 # - SWC First Pitch Tournament - Houston
 ! - Played at The Ballpark in Arlington

April	1	Texas Tech*	W	4-3
	1	Texas Tech*	W	3-2
	7	@ Texas*	L	0-13
	8	@ Texas*	L	2-13
	8	@ Texas*	L	2-6
	9	@ Texas*	L	4-8
	14	Houston*	W	9-3
	14	Houston* (10)	L	16-17
	15	Houston*	L	1-7
	15	Houston*	W	6-4
	18	Dallas Baptist	L	6-9
	18	Dallas Baptist	L	8-9
	21	@ Rice*	L	5-14
	22	@ Rice*	L	6-7
	22	@ Rice*	L	2-5
	25	UT-Arlington	W	8-2
	29	@ Oral Roberts	L	6-7
	30	@ Oral Roberts	W	7-6
	30	@ Oral Roberts	W	5-3
May	2	@ Oklahoma	L	1-4
	3	@ Oklahoma	L	4-11
	12	Texas A&M*	W	6-3
	13	vs. Texas A&M*!	L	15-20
	14	vs. Texas A&M*!	L	9-10

- at Lubbock, Texas
 # - SWC First Pitch Tournament - Houston
 ! - Played at The Ballpark in Arlington

1996 Overall: 34-33-0 • SWC: 11-13-0
Head Coach: Lance Brown
Finish: 4th SWC

Jan.	21	@ Hawai'i-Pacific	W	20-2
	22	vs. Washington State^	L	5-17
	23	vs. Washington State^	L	0-3
	23	@ Hawai'i-Hilo	W	7-3
	26	@ Hawai'i-Hilo	L	4-5
	26	@ Hawai'i-Hilo	L	2-4
	27	@ Hawai'i-Hilo	W	9-0
	27	@ Hawai'i-Hilo	W	10-8
Feb.	7	@ Dallas Baptist	W	14-9
	9	Oral Roberts	W	13-2
	10	Oral Roberts	L	2-3
	10	Oral Roberts	W	10-9
	13	Tarleton State	W	23-3
	17	Louisiana Tech	L	1-7
	18	Louisiana Tech	L	5-11
	20	Oklahoma	W	10-9
	23	@ UT-Pan American	W	7-2
	23	@ UT-Pan American (8)	W	8-7
	24	@ UT-Pan American	L	8-9
	24	vs. Purdue#	L	5-9
March	1	@ Southern Miss	L	2-4
	2	@ Southern Miss	L	1-12
	3	@ Southern Miss	L	7-9
	6	Maine	W	21-1
	7	Maine	W	16-4
	9	Oklahoma State	L	8-13
	10	Oklahoma State	W	10-5

HORNED FROG

T
C
U
H
I
S
T
O
R
Y

20	@ BYU*	W	22-5
21	@ BYU*	W	11-7
24	@ UT-Arlington	L	3-7
27	UNLV*	W	10-7
28	UNLV*	W	5-1
29	UNLV*	L	2-9
31	@ Oklahoma	L	7-8
3	@ Rice*	L	2-19
4	@ Rice*	W	10-7
5	@ Rice*	L	6-9
10	@ Hawai'i*	W	8-3
11	@ Hawai'i*	L	6-7
12	@ Hawai'i*	W	9-4
17	San Diego State*	W	20-5
18	San Diego State*	W	17-7
19	San Diego State*	L	5-14
22	UT-Arlington	W	7-5
24	@ New Mexico*	L	11-14
25	@ New Mexico*	W	4-3
25	@ New Mexico*	W	11-6
28	vs. Texas!	W	8-7
1	@ UNLV*	W	15-12
2	@ UNLV*	L	8-11
3	@ UNLV*	W	10-9
8	Rice*	L	4-10
10	Rice*	L	1-7
10	Rice*	W	11-4
13	vs. San Diego State%	L	12-14
14	vs. Rice%	L	5-10

- Just For Feet Showdown in the Desert
! - Played at The Ballpark in Arlington
% - WAC Tournament - San Diego, Calif.

1999 Overall: 33-26-0 • WAC: 19-10-0
Head Coach: Lance Brown
Finish: 2nd WAC

Feb.	5	vs. UT-Arlington#	W	17-3
	5	vs. Oral Roberts*	L	3-11
	6	vs. Sam Houston State#	L	5-10
	7	vs. Centenary# (10)	W	11-7
	9	@ Texas Tech	L	3-8
	13	Southwest Texas State	L	2-4
	13	Southwest Texas State	W	7-2
	14	Southwest Texas State	W	12-6
	16	@ UT-Arlington	W	15-12
	20	Lamar	W	7-3
	20	Lamar	L	1-3
	21	Lamar (11)	L	5-6
	23	Oklahoma	L	12-14
	26	Hawai'i*	W	6-5
	27	Hawai'i*	W	10-0
	28	Hawai'i*	W	8-7
March	2	@ Oklahoma	L	3-6
	5	@ Fresno State*	L	1-7
	6	@ Fresno State*	W	7-6
	7	@ Fresno State*	W	14-8
	9	@ Texas Tech*	L	5-6
	14	Oral Roberts	L	10-20
	16	@ Texas	L	14-15
	17	Oklahoma State	W	5-4
	19	@ New Mexico*	W	1-0
	20	@ New Mexico*	W	4-3
	21	@ New Mexico*	L	16-17
	23	UT-Arlington	W	23-5
	25	San Diego State*	W	8-2
	26	San Diego State*	W	6-1
	27	San Diego State*	W	8-7

April	2	@ BYU*	W	16-7
	3	@ BYU*	W	9-6
	6	Texas Tech	L	2-3
	7	@ UT-Arlington (11)	W	10-8
	9	Utah*	W	10-6
	10	Utah*	W	17-1
	11	Utah* (10)	L	6-7
	13	@ Oklahoma State	L	9-21
	16	Air Force*	W	14-11
	17	Air Force*	W	13-1
	18	Air Force*	W	18-3
	20	Texas%	L	0-3
	23	@ UNLV*	L	6-9
	24	@ UNLV*	L	2-6
	25	@ UNLV*	L	6-12
	30	@ Rice*	L	1-6
May	1	@ Rice* (12)	L	7-8
	1	@ Rice*	W	4-2
	5	UT-Arlington	W	11-3
	7	San Jose State	W	14-1
	8	San Jose State	L	6-9
	9	San Jose State	L	6-12
	19	vs. Hawai'i*	W	9-5
	20	vs. San Jose State*	L	6-9
	21	vs. Hawai'i*	W	12-10
	21	vs. San Jose State*	W	10-6
	22	vs. Rice*	L	3-18

- The Gateway Classic - Laredo, Texas
% - Played at The Ballpark in Arlington
\$ - WAC Tournament - Fresno, Calif.

2000 Overall: 22-34-0 • WAC: 12-18-0
Head Coach: Lance Brown
Finish: 5th WAC

Feb.	1	Dallas Baptist	L	4-7
	5	Southwest Texas State	W	6-3
	5	Southwest Texas St. (14)	L	6-9
	6	Southwest Texas State	L	5-15
	8	@ UT-Arlington (11)	L	2-3
	10	UT-Arlington	W	13-9
	11	vs. Iowa State%	W	9-0
	11	@ UT-Arlington	L	4-12

12	Iowa State	L	5-8
15	Texas Tech	W	14-4
18	Baylor	L	3-8
19	@ Baylor	L	3-4
20	@ Baylor	L	2-11
22	Oklahoma	L	13-16
26	@ Lamar	L	6-10
27	@ Lamar (8)	W	3-2
27	@ Lamar	L	5-9
29	@ Dallas Baptist	L	6-9
3	San Jose State*	W	13-5
4	San Jose State*	W	6-4
5	San Jose State*	L	3-5
7	@ Texas	L	15-17
10	@ Hawai'i*	L	2-6
11	@ Hawai'i*	L	2-3
12	@ Hawai'i*	L	6-14
16	@ Hawai'i-Hilo*	W	6-3
17	@ Hawai'i-Hilo* (10)	L	2-3
18	@ Hawai'i-Hilo*	L	6-10
24	Texas Wesleyan	W	5-4
24	Texas Wesleyan	W	7-2
25	Texas Wesleyan	W	4-3
26	Tarleton State (10)	L	5-8
28	@ Texas Tech	W	7-5
31	@ Rice*	W	3-0
1	@ Rice*	L	3-12
4	@ Oklahoma	L	2-5
7	Fresno State*	L	7-9
8	Fresno State*	L	3-8
9	Fresno State*	W	10-1
13	Hawai'i-Hilo*	W	11-5
14	Hawai'i-Hilo*	W	2-1
15	Hawai'i-Hilo*	W	9-7
20	@ San Jose State*	L	6-11
21	@ San Jose State*	W	7-5
22	@ San Jose State*	L	0-5
27	Hawai'i*	W	4-1
28	Hawai'i*	W	7-1
29	Hawai'i*	L	6-7
4	@ Fresno State*	L	6-9
5	@ Fresno State*	L	6-7
6	@ Fresno State*	L	5-6
14	vs. Southwest Texas St. \$	W	8-3
19	Rice*	L	1-11
20	Rice*	L	0-3
20	Rice*	L	3-8
21	Rice*	W	3-2

March 3 San Jose State* W 13-5
4 San Jose State* W 6-4
5 San Jose State* L 3-5
7 @ Texas L 15-17
10 @ Hawai'i* L 2-6
11 @ Hawai'i* L 2-3
12 @ Hawai'i* L 6-14
16 @ Hawai'i-Hilo* W 6-3
17 @ Hawai'i-Hilo* (10) L 2-3
18 @ Hawai'i-Hilo* L 6-10
24 Texas Wesleyan W 5-4
24 Texas Wesleyan W 7-2
25 Texas Wesleyan W 4-3
26 Tarleton State (10) L 5-8
28 @ Texas Tech W 7-5
31 @ Rice* W 3-0
1 @ Rice* L 3-12
4 @ Oklahoma L 2-5
7 Fresno State* L 7-9
8 Fresno State* L 3-8
9 Fresno State* W 10-1
13 Hawai'i-Hilo* W 11-5
14 Hawai'i-Hilo* W 2-1
15 Hawai'i-Hilo* W 9-7
20 @ San Jose State* L 6-11
21 @ San Jose State* W 7-5
22 @ San Jose State* L 0-5
27 Hawai'i* W 4-1
28 Hawai'i* W 7-1
29 Hawai'i* L 6-7
4 @ Fresno State* L 6-9
5 @ Fresno State* L 6-7
6 @ Fresno State* L 5-6
14 vs. Southwest Texas St. \$ W 8-3
19 Rice* L 1-11
20 Rice* L 0-3
20 Rice* L 3-8
21 Rice* W 3-2

% - Played in Arlington, Texas
\$ - Played at Dell Diamond - Round Rock, Texas

2001 Overall: 32-28-0 • WAC: 21-15-0
Head Coach: Lance Brown
Finish: 3rd WAC

Jan.	30	Prairie View A&M	W	17-0
	30	Prairie View A&M	W	17-2
Feb.	2	vs. Texas Tech#	L	4-5
	3	vs. Baylor#	L	4-12
	4	vs. Texas*	W	2-1
	7	Missouri Southern	L	6-9
	9	vs. Kansas\$	L	3-7
	10	vs. Charlotte\$	W	10-1
	11	vs. Southwest Texas St. \$	L	4-16
	18	Hawai'i-Hilo*	W	14-2
	18	Hawai'i-Hilo*	W	6-1
	19	Hawai'i-Hilo*	W	12-0
	20	Oklahoma	W	6-1
	23	@ San Jose State*	W	5-3
	25	@ San Jose State*	L	2-8
March	4	UT-Pan American	W	9-5
	6	UT-Pan American	W	21-2
	6	@ Texas	W	7-2
	7	@ Southwest Texas St. L	4-9	
	9	Nevada*	W	8-5
	10	Nevada*	L	3-5
	13	@ UT-Arlington	L	3-5
	15	Iowa State	W	29-4
	17	@ Hawai'i*	W	8-5
	18	@ Hawai'i*	W	13-3
	19	@ Hawai'i*	W	11-8
	22	@ Hawai'i-Hilo*	W	7-4
	23	@ Hawai'i-Hilo*	W	9-0
	24	@ Hawai'i-Hilo*	W	3-1
	30	Rice*	L	3-5
	31	Rice*	L	1-4
April	1	Rice*	L	1-7
	3	@ Oklahoma	L	5-9
	5	vs. Nevada*	W	12-7
	6	@ Nevada*	L	7-15
	7	@ Nevada*	W	8-7
	8	@ Nevada*	L	3-7
	11	@ Texas Tech	L	4-9
	12	UT-Arlington	W	6-4
	14	Hawai'i*	L	4-11
	15	Hawai'i*	W	5-4
	21	@ Fresno State*	W	6-5
	21	@ Fresno State*	W	6-5
	22	@ Fresno State*	L	5-7
	24	Texas Tech	L	4-14
	27	vs. San Jose State*	W	4-2
	28	San Jose State*	W	7-3
	28	San Jose State*	L	0-5
	29	San Jose State*	W	4-3
May	3	Fresno State*	W	4-3
	4	Fresno State*	L	5-11
	5	Fresno State*	L	5-6
	12	@ UT-Arlington	W	4-3
	12	@ UT-Arlington	L	4-8

13	UT-Arlington	L	7-10
18	@ Rice*	L	3-17
19	@ Rice*	L	3-13
20	@ Rice*	L	2-5

- Astros College Classic - Enron Field
\$ - Express College Classic - Dell Diamond
^ - Played at The Ballpark in Arlington

2002 Overall: 30-29-0 • C-USA: 19-11-0
Head Coach: Lance Brown
Finish: 3rd C-USA

Feb.	7	vs. Texas Tech# (10)	L	1-2
	8	vs. Texas#	W	8-1
	9	vs. Baylor#	W	6-5
	12	@ UT-Arlington	L	3-5
	15	vs. Southwest Texas St.^(10)	L	4-5
	16	vs. Texas Tech^	L	1-5
	17	vs. Southwest Texas St. ^ W	12-2	
	19	Texas Tech	L	13-14
	20	Texas Tech	L	9-10
	23	Sam Houston State	W	12-0
	24	Sam Houston State	W	10-8
March	1	@ UT-Arlington	L	3-7
	4	UT-Arlington	W	23-12
	5	@ Texas Tech	L	11-17
	6	@ Texas Tech	L	4-17
	8	vs. Notre Dame~	W	7-3
	8	vs. USC~	L	3-8
	9	vs. UT-Pan American~	L	4-5
	10	vs. Southwest Texas St.~	W	4-3
	12	vs. Texas\$	L	1-5
	15	Southern Miss*	W	8-6
	16	Southern Miss*	L	9-10
	17	Southern Miss*	L	3-8
	22	@ East Carolina*	W	5-1
	23	@ East Carolina*	W	8-4
	24	@ East Carolina*	W	7-2
	26	@ Baylor	W	5-3
	29	Charlotte*	W	11-6
	30	Charlotte*	W	19-3
	31	Charlotte*	L	4-5
April	2	Baylor	L	3-10
	5	@ South Florida*	W	6-4
	6	@ South Florida*	L	5-6
	7	@ South Florida*	W	7-6
	12	Saint Louis*	W	6-0
	13	Saint Louis*	W	11-1
	14	Saint Louis*	W	14-0
	16	@ Oklahoma	L	3-7
	19	@ Tulane*	L	5-8
	20	@ Tulane*	L	5-11
	21	@ Tulane*	L	3-4
	23	UT-Arlington	L	1-15
	26	@ Louisville*	W	12-10
	28	@ Louisville*	W	13-4
	28	@ Louisville*	L	3-4
	30	vs. Texas\$	L	8-14
May	3	UAB*	W	8-0
	4	UAB*	W	13-8
	5	UAB*	W	7-3
	10	Cincinnati*	W	8-4
	11	Cincinnati*	W	6-4
	12	Cincinnati*	W	6-1
	14	UT-Arlington	W	6-3
	16	@ Houston*	L	0-2
	17	@ Houston*	L	2-4
	18	@ Houston*	L	1-6
	22	vs. East Carolina!	L	1-5
	23	vs. Louisville!	W	8-1
	24	vs. South Florida!	L	1-2

- Astros College Classic - Enron Field
^ - Lone Star Classic - Dell Diamond
\$ - @ Dell Diamond - Round Rock, Texas
~ - Express College Classic - Dell Diamond
! - C-USA Tournament - Kinston, N.C.

2003 Overall: 35-22-0 • C-USA: 22-8-0
Head Coach: Lance Brown
Finish: 2nd C-USA

Feb.	2	UT-Arlington	L	3-5
	8	UT-San Antonio	W	10-4
	9	UT-San Antonio	W	5-3
	9	UT-San Antonio	W	6-1
	11	UT-Arlington	W	11-4
	14	@ SE Louisiana	W	15-3
	16	@ SE Louisiana	L	0-2
	16	@ SE Louisiana	W	9-4
	18	@ Texas Tech	L	11-15
	22	Texas Tech	W	2-1
	22	Texas Tech	W	3-2
	23	Texas Tech	L	5-7
March	1	UT-Arlington	W	4-3
	2	vs. UT-Arlington	L	6-10
	3	vs. UT-Arlington	L	1-13
	4	@ Oklahoma	L	6-13
	6	BYU	L	6-7
	7	BYU (10)	W	3-2
	8	BYU	W	16-6
	11	@ Texas Tech	L	3-6
	14	Tulane*	W	5-4
	15	Tulane*	W	4-3
	16	Tulane*(10)	L	5-6
	18	Baylor	L	3-10
	21	@ Saint Louis*	W	5-1
	22	@ Saint Louis*	W	13-3
	23	@ Saint Louis*	W	13-3
	25	Oklahoma (11)	W	4-3
	28	Houston*	L	2-5
	29	Houston*	W	5-2

BASEBALL

SERIES RECORDS

Opponent	W-L-T
Abilene Christian	.17-0-0
Add-Ran Jarvis	.4-0-0
Air Force Academy	.6-1-0
Alabama	.2-0-0
Ardmore (Texas League)	.1-1-0
Arizona	.1-7-0
Arizona State	.0-3-0
Arkansas	.23-43-0
Austin College	.24-4-0
Baylor	.131-150-4
Bradley	.2-0-0
Brigham Young	.6-2-0
Bryant TRG School	.0-1-0
Buena Vista	.2-0-0
Cal Poly-Pomona	.1-1-0
Cal State-Fullerton	.0-4-0
Cal State-Long Beach	.0-3-0
Cameron	.1-0-0
Centenary	.9-0-0
Central Michigan	.2-6-0
Charlotte	.8-2-0
Chicago White Sox (AL)	.0-1-0
Cincinnati	.8-1-0
Cisco (Texas League)	.2-0-0
Coker College	.0-1-0
Colorado State	.1-2-0
College of the Southwest	.9-2-0
Cornell	.1-0-0
Corsicana (Texas League)	.1-0-0
Creighton	.4-0-0
Dallas (Texas League)	.1-0-0
Dallas (University)	.18-2-0
Dallas Baptist	.30-15-0
Daniel Baker	.5-0-0
East Carolina	.8-3-0
Elmhurst	.2-0-0
Emporia State	.8-7-0
Evansville	.0-1-0
Fort Worth (Texas League)	.3-1-0
Fort Worth High	.3-0-0
Fort Worth University	.2-0-0
Fresno State	.8-12-0
Furman	.1-0-0
Georgia Tech	.1-1-0
Grand Canyon	.3-0-0
Hardin-Simmons	.22-4-1
Hawai'i	.14-6-0
Hawai'i-Hilo	.13-4-0
Hawai'i-Pacific	.1-0-0
Hill Business College	.1-0-1
Houston	.37-50-2
Howard Payne	.3-0-0
Illinois	.3-0-0
Illinois State	.0-1-0
Incarnate Word	.1-0-0
Indiana	.3-0-0
Indianapolis	.0-1-0
Iowa State	.7-3-0
Kansas	.2-1-0
Kansas State	.6-3-0
Kent State	.9-1-0
Lamar	.8-10-0
Louisiana State	.1-6-0
Louisiana Tech	.9-7-0
Louisville	.8-4-0
Loyola (New Orleans)	.3-1-0
Lubbock Christian	.3-2-0
Maine	.2-0-0
Mary Hardin Baylor	.7-1-0
Marshall	.2-0-0
McMurry	.2-0-0
Memphis	.5-2-0
Meridian	.2-0-0
Mexico	.1-0-0
Miami (Ohio)	.3-1-0
Midwestern	.3-2-0
Minnesota	.2-0-0
Mississippi	.2-2-0
Missouri	.6-4-0

Opponent	W-L-T
Missouri Southern	.0-1-0
Nebraska	.4-0-0
Nebraska-Kearney	.12-0-1
New Mexico	.14-7-0
New Mexico State	.6-0-0
New Orleans	.1-2-0
New York Giants	.1-1-0
Nevada	.3-3-0
Nevada-Las Vegas	.7-10-0
Nicholls State	.0-1-0
North Dakota State	.5-0-0
North Texas	.15-1-0
Northeast Louisiana	.8-1-0
Northwestern	.1-1-0
Northwestern State (La.)	.1-3-0
Northwest Missouri State	.4-1-0
Northwood	.2-3-0
Notre Dame	.2-0-0
Ohio State	.1-4-0
Oklahoma	.23-48-0
Oklahoma Baptist	.2-0-0
Oklahoma City	.4-0-0
Oklahoma State (A&M)	.9-9-0
Oral Roberts	.11-25-0
Oregon State	.1-1-0
Ouachita Baptist	.1-1-0
Polytechnic	.9-5-0
Prairie View A&M	.7-0-0
Purdue	.0-1-0
Rice	.114-114-1
Rockford	.2-0-0
Saint Louis	.9-0-0
Sam Houston State	.35-28-0
San Diego State	.5-2-0
San Jose State	.9-10-0
Simmons	.11-1-0
South Dakota	.2-0-0
Southeastern Louisiana	.4-2-0
Southeastern Oklahoma	.2-2-0
Southern California	.0-1-0
Southern Miss	.2-11-0
Southwest Missouri State	.0-2-0
Southwestern	.45-11-0
Southwestern Louisiana	.1-3-0
SMU	.101-69-1
St. Edward's	.5-3-0
St. Francis (Ill.)	.3-1-0
St. Mary's	.4-0-0
St. Olaf	.1-0-0
St. John's	.2-0-0
St. Thomas	.5-1-0
Stephen F. Austin	.7-2-0
Sul Ross	.4-2-0
Tarleton State	.19-3-0
Temple	.2-1-0
Texas	.55-215-2
Texas A&M	.85-156-4
Texas-Arlington	.74-53-0
Texas-El Paso	.1-0-0
Texas Lutheran	.5-3-0
Texas-Pan American	.22-13-1
Texas-San Antonio	.6-2-0
Texas Southern	.4-0-0
Texas State (Southwest Texas State)	.17-11-0
Texas Tech	.67-66-1
Texas Wesleyan	.33-27-0
Toby's Business College	.4-1-0
Trinity	.34-16-0
Tulane	.4-4-0
Tulsa	.2-0-0
UAB	.7-2-0
Union College	.1-0-0
USF	.6-5-0
Utah	.6-1-0
Waco (Texas League)	.3-11-0
Washington State	.1-2-0
Wichita State	.1-3-0
Wisconsin-Eau Claire	.2-0-0
Youngstown State	.1-0-0

T
C
U
H
I
S
T
O
R
Y

HORNED FROG

POSTSEASON TEAM AWARDS

Garry Williams Most Valuable Player

1987 Fred Benavides, SS
 1988 Steve Stone, C
 1989 Tom Hardgrove, 1B
 1990 Mike Losa, OF
 1991 Chris Thomsen, 1B
 1992 Scott Malone, 1B
 1993 Johnny Cardenas, C
 1994 Shannon Coulter, SS
 1995 Kerby Smith, 3B
 1996 Brad Wallace, 2B
 1997 Chris Connally, OF
 1998 Royce Huffman, 3B
 1999 Royce Huffman, 3B
 2000 Erick Macha, SS
 2001 Tom Bates, OF
 2002 Terry Trofholz, OF
 2003 Mike Settle, 3B
 Justin Hatcher, C
 2004 Chad Huffman, OF



Chad Huffman

Frank Windegger Fightin' Frog Award

1987 Rob Jones, IF
 1988 Steve Stone, C
 1989 Terry Mooney, OF
 1990 Paul Gonzalez, 3B
 Jeff Stanley, LF
 1991 Kyle Caple, C
 1992 Mike Losa, OF
 1993 Kemp Laidley, SS
 1994 Shawn Stanek, OF
 1995 Sam Lunsford, OF
 1996 Sam Lunsford, OF
 1997 Sam Lunsford, OF/2B
 1998 Sam Lunsford, 2B
 1999 Brad Rogers, OF/C
 2000 Levi Groomer, 3B
 2001 Jason Price, C
 2002 Marshall Wilson, OF
 2003 Chris Meeks, LF
 2004 Ramon Moses, 2B



Ramon Moses

Outstanding Pitcher

1987 John Briscoe
 1988 Tim Mauser
 1989 Kerry Knox
 1990 Britt Shoptaw
 1991 David Bentancourt
 1992 Jon Mock
 1993 Kelly Johns
 1994 Tim Grieve
 1995 Flint Wallace
 1996 Derek Lee
 1997 David Meyer
 1998 Shawn Thompson
 1999 Scott Atchison
 2000 Shawn Thompson
 Chris Bradshaw
 2001 Stan Newton
 2002 Clayton Jerome
 2003 Clayton Jerome
 2004 Robbie Findlay



Robbie Findlay

Outstanding Defensive Player

1987 Steve Stone, C
 1988 Mike Losa, OF
 1989 Brad Owen, P
 1990 Kyle Caple, C
 1991 Rick Hinojosa, SS
 1992 Scott Chalk, 3B
 1993 David Ziegler, 3B
 1994 Shannon Coulter, SS
 1995 Casey Smith, C
 1996 Jef Yarbrough, SS
 1997 David Wallace, 1B
 1998 Jef Yarbrough, SS
 1999 David Wallace, 1B
 2000 Brad Rogers, C
 2001 Rudy Rivera, CF
 Mike Settle, 3B
 2002 Will Lewis, 2B
 Levi Robinson, SS
 2003 Will Lewis, 2B
 2004 Kyle Dahlberg, C



Kyle Dahlberg

Ben Dyess Leading Hitter

1987 Lew Williams, OF
 1988 Paul Gonzalez, C
 1989 Tom Hardgrove, 1B
 1990 Scott Malone, OF
 1991 Chris Thomsen, 1B
 1992 Scott Malone, 1B
 1993 Adam Robson, 1B
 1994 Darren Tawwater, C
 1995 Jason McClure, OF
 1996 Ryan Dunn, RF
 1997 Chris Connally, OF
 1998 Royce Huffman, 3B
 1999 Royce Huffman 3B
 2000 Mark Hamilton, OF/1B
 2001 Erick Macha, SS
 2002 Terry Trofholz, OF
 2003 Jake Duncan, RF
 2004 Chad Huffman, OF



Chad Huffman

Steve Macko Scholar-Athlete Award

1995 Brad Wallace
 1996 Brad Wallace
 1997 Jay Boehmke
 Ryan Walter
 1998 David Wallace
 1999 Tom Bates
 2000 Josh Gardner
 2001 Cade Harris
 2002 Josh Gardner
 2003 Jeff Reed
 2004 Austin Adams



Austin Adams

T
C
U

H
I
S
T
O
R
Y

BASEBALL

POSTSEASON HONORS

ALL-AMERICAN HONORS

1921Pete Donohue, P	1994Adam Robson, 1B (2nd Team)
1927Bear Wolf, 1B	Darren Tawwater, C (3rd Team)
1934Slim Kinzy, P	Tim Grieve, P (3rd Team)
1948Jim Busby, CF	1996Royce Huffman, DH (Freshman)
1956Al Paschal, SS	1998Royce Huffman, 3B (2nd Team)
1957Carl Warwick, OF	1999Royce Huffman, 3B (3rd Team)
1963Lance Brown, P	2002Terry Trofholz, OF (2nd Team)
1970Jeff Newman, C	2003Clayton Jerome (3rd Team)
1973Phil Turner, 2B	2004Robbie Findlay (Honorable Mention)
1974Frank Johnstone, P	Chad Huffman (Freshman)
1985Mike Ramsey, OF	Shelby Ford (Freshman)
1988Rob Jones, 1B	German Duran (Freshman)
1992Scott Malone, 1B (2nd Team)*		

* Denotes Academic All-American

ALL-CONFERENCE HONORS SOUTHWEST CONFERENCE

1923Fred Scott, P	Tommy Gramly, P; Richard Hooper, UT; Mickey Yates, OF
1924Fred Lovvorn, UT; Lawrence Tankersly, C	1967Parke Davidson, SS; Mickey McCarty, P;
1925Harold Cason, P; Raymond (Bear) Wolf, 1B	Abby Stratton, UT; Mickey Yates, OF
1926Raymond (Bear) Wolf, 1B	1968Bill Ferguson, C; Chuck Machemehl, P; Mickey McCarty, P
1927Harold Cason, P	Jeff Newman, 2B; Dick Turner, UT
1931John Hirstine, 1B; Percy Williams, C	1969Bill Ferguson, C; Dick Gage, OF; Jeff Newman 3B
1932Herbert Dennis, C; J.W. Hinton, OF	Larry Peel, 1B; Roger Williams, OF
1933Pat Donovan, OF; Slim Kinzy, P	1970Glenn Monroe, SS
1934Pat Donovan, OF; Slim Kinzy, P	1971Glenn Monroe, SS
1935Sammy Baugh, 2B; Dan Harston, OF; Jimmy Jacks, 1B	1972Don Bodenhammer, 3B; Frank Johnstone, P; Jim Tores, C
1936Sammy Baugh, 3B	1973Don Bodenhammer, 3B; Tom Butler, SS; Phil Turner, 2B
1937L.D. Meyer, 2B	1974Tommy Crain, 1B; Phil Turner, 2B
1945James Conrad, P; Harry Mullins, C	1976Gene Burton, DH; Danny Twardowski, 2B
1948Jim Busby, OF	1977Danny Rossellini, C
1949Jim Nolan, 3B	1978Steve Houk, OF
1950Norris Graves, P; Bill Looney, C	1980Randy Rodriguez, P
1951Norris Graves, P; Bill Looney, C	1981Trey Brooks, 2B
1952Norris Graves, P	1984Mike Ramsey, DH
1954Tommy Hill, P; Les Mattinson OF	1985Mike Ramsey, DH
1955Les Mattinson, OF	1986Fred Benavides, SS
1956Bob McDaniel, P; Al Paschal, SS; Charles Quick, 2B	1987Lew Williams, OF
Carl Warwick, OF; Bob White, OF	1988Tim Mauser, P; Paul Gonzalez, OF
1957Charles Quick, 2B; Carl Warwick, OF	1989Tom Hardgrove, 1B
1958George Banda, UT; Hunter Enis, 1B	1990Paul Gonzalez, OF; Scott Malone, UT
1959Charles Franklin, 2B; Marshall Harris, OF	1991Travis Barr, P; Scott Malone, OF; Chris Thomsen, 1B
1960Doug Moore, C	1992Craig Framer, P; Beto Garza-Gongora, UT; Scott Malone, 1B
1961Cliff Justice, OF	1994Clay Caruthers, P; Shannon Coulter, SS; Beto Garza-Gongora, OF
1962Bob Bigley, OF	Tim Grieve, P; Jason McClure, DH; Adam Robson, 1B; Reid Ryan, P;
1963Bob Bigley, OF; Lance Brown, P (Player of the Year);	Darren Tawwater, 1B
Bill McAdams, 2B; Jay Walrath, OF	1995Scott Atchison, P
1964Jay Walrath, OF	1996Scott Atchison, P; Ryan Dunn, OF;
1965Ronnie McClain, UT	Royce Huffman, DH (Freshman of the Year); Jeff McCurdy, OF
1966Parke Davidson, SS; Jimmy Duffy, 2B (Player of the Year);		

WESTERN ATHLETIC CONFERENCE (WAC)

1997Chris Connally, OF
1998Chris Connally, OF; Royce Huffman, 3B;
Sam Lunsford, 3B; Jeff Shaddix, P
1999Royce Huffman, 3B (Player of the Year); Mark Silva, C;
Scott Atchison, P; (2nd team) Cade Harris, DH
2000Mark Hamilton, 1B; (2nd team) Tom Bates, OF
2001Tom Bates, OF; Chris Bradshaw, SP; Stan Newton, RP;
(2nd team) Jason Price, C; Erick Macha, SS; Mike Settle, 3B;
Terry Trofholz, OF; Rudy Ontiveros, UT

CONFERENCE USA

2002Terry Trofholz, OF; (2nd team) Clayton Jerome, P;
Chris Meeks, OF; Walter Olmstead, 1B
2003Mike Settle, 3B; Chris Neuman, DH;
Clayton Jerome (Pitcher of the Year); (2nd team) Jake Duncan, OF
2004(2nd team) Shelby Ford, IF; Clayton Jerome, SP
Chad Huffman, OF (Freshman of the Year), Robbie Findlay, RP

ALL-TOURNAMENT TEAMS

ALL-SWC TOURNAMENT

1991Chris Thomsen, 1B; Mike Macko, 2B; Rick Hinojosa, SS
Kelly Johns, P; Jared Shope, P
1994Kerby Smith, 3B

ALL-WAC TOURNAMENT

1998Chris Connally, OF
1999Marshall Wilson, OF; Erick Macha, 2B; Royce Huffman, 3B

ALL-C-USA TOURNAMENT

2004Bo Cogbill, IF; Chris Neuman, IF; Chad Huffman, OF;
Austin Adams, OF (MVP); Ryan Weems, P;
Clayton Jerome, P; Eugene Espineli, P

AUSTIN REGIONAL ALL-TOURNAMENT

2004Shelby Ford, SS
------	----------------------

T
C
U
H
I
S
T
O
R
Y

HORNED FROG

HORNED FROGS IN THE PROS

TCU's All-Time Major Leaguers

Name (Yrs. in Majors)	Team(s)
Louis Drucke (1909-12)	New York (NL)
Ona Dodd (1912)	Pittsburgh
Jim Haislip (1912)	Philadelphia
Claude Cooper (1912-17)	New York (NL)/Philadelphia
Pete Donohue (1921-32)	Cincinnati/New York (NL)/Cleveland/Boston
Boob Fowler (1923-26)	Cincinnati/Boston
A.S. Douglass (1921, 25)	Cincinnati
Leo Tankersley (1925)	Chicago (AL)
Bear Wolf (1927)	Chicago (NL)
Tex Carleton (1932-38, 40)	Cardinals/Chicago (NL)/Brooklyn
Slim Kinzy (1934)	Chicago (AL)
L.D. Meyer (1937, 40-42, 45-46)	Chicago (NL)/ Detroit/Cleveland
Randy Jackson (1950-59)	Chicago (NL)/Brooklyn-Los Angeles/Cleveland
Jim Busby (1950-62)	Chicago (AL)/Washington/Cleveland/Baltimore/Boston/Houston
Carl Warwick (1961-66)	Los Angeles/St. Louis/Houston/Chicago (NL)
Tom Gramly (1968)	Cleveland
Chuck Machemehl (1971)	Cleveland
Jeff Newman (1976-84)	Oakland/Boston
Tim Mauser (1991, 93-95)	Philadelphia/San Diego
John Briscoe (1991-96)	Oakland
Fred Benavides (1991-94)	Cincinnati/Colorado/Montreal
Glenn Dishman (1995-96)	San Diego/Philadelphia/Detroit
Chris Eddy (1995)	Oakland/Kansas City
Jeff Zimmerman (1999-present)	Texas
Scott Atchison (2004-present)	Seattle

Frogs Currently Playing Professional Baseball

Name, Position	2004 Team (Organization/Level)
Scott Atchison, RHP	Seattle Mariners (MLB)
Justin Crowder, RHP	Kane County Cougars (Oakland/A)
Jake Duncan, OF	Aberdeen Indians (Baltimore/A)
Chad Durham, RHP	Potomac Cannons (Cincinnati/A)
Shaff Elkouri, INF	Rockford Riverhawks (Frontier League/Ind)
Eugene Espineli, LHP	San Jose Giants (San Francisco/A)
Mark Hamilton, LHP	High Desert Mavericks (Milwaukee/A)
Justin Hatcher, C	Clinton Lumber Kings (Texas/A)
Matt Howe, INF	Midland Rock Hounds (Oakland/AA)
Royce Huffman, INF	New Orleans Zephyrs (Houston/AAA)
Clayton Jerome, RHP	Spokane Indians (Texas/A)
Derek Lee, LHP	New Hampshire Fisher Cats (Toronto/AA)
Will Lewis, INF	Beloit Snappers (Milwaukee/A)
Erick Macha, INF	El Paso Diablos (Texas/AA)
Walter Olmstead, INF	Dayton Dragons (Cincinnati/A)
Levi Robinson, INF	Aberdeen Ironbirds (Baltimore/A)
Terry Trofholz, OF	Beloit Snappers (Milwaukee/A)
Ryan Weems, LHP	Fort Worth Cats (Independent)
Jeff Zimmerman, RHP	Texas Rangers (MLB)


T
C
U
H
I
S
T
O
R
Y

Frogs Drafted Since 1987

Year	Player, Pos.	Team (Round)
1987	Fred Benavides, SS	Cincinnati Reds
	Lew Williams, OF	Oakland Athletics
	Brian Veilleux, P	Oakland Athletics
	Chris Cauley, P	Chicago Cubs
1988	Tim Mauser, P	Philadelphia Phillies
	John Briscoe	Oakland Athletics
1989	Kerry Knox, P	San Diego Padres
	Tom Hardgrove, 1B	Philadelphia Phillies
	Scott Thoma, P	Chicago White Sox
1990	Paul Gonzalez, OF	San Diego Padres
1991	Chris Thomsen, 1B	Oakland Athletics
1992	Chris Eddy, P	Kansas City Royals
	Scott Malone, 1B/OF	Texas Rangers
1993	Johnny Cardenas, C	Seattle Mariners
1994	Clay Caruthers, P	Cincinnati Reds
	Reid Ryan, P	Texas Rangers
	Tim Grieve, P	Kansas City Royals
	Shannon Coulter, SS	Kansas City Royals
	Darren Tawwater, C	St. Louis Cardinals
1996	Flint Wallace, RHP	Oakland Athletics
	Toby Dollar, RHP	Los Angeles Dodgers
	Derek Lee, LHP	Milwaukee Brewers
1997	Ryan Dunn, OF	Houston Astros
1998	Ryan Ridenour, LHP	New York Yankees
	Jeff Shaddix, RHP	New York Yankees
	Matt Howe, INF	Oakland Athletics
	Chris Connally, OF	Chicago Cubs
	Scott Atchison, RHP	Seattle Mariners (49th)
1999	Royce Huffman, INF	Houston Astros (12th)
2000	Mark Hamilton, OF-1B	Houston Astros
2001	Erick Macha, SS	Arizona Diamondbacks (12th)
	Chris Bradshaw, RHP	Texas Rangers (14th)
	Chad Durham, RHP	Houston Astros (25th)
2002	Walter Olmstead, 1B	Cincinnati Reds (Sixth)
	Levi Robinson, SS	Baltimore Orioles (34th)
2003	Jake Duncan, RF	Baltimore Orioles (10th)
	Terry Trofholz, CF	Milwaukee Brewers (22nd)
	Justin Hatcher, C	Texas Rangers (25th)
	Chris Osentowski, RHP	Baltimore Orioles (30th)
	Will Lewis, 2B	Milwaukee Brewers (32nd)
2004	Eugene Espineli, LHP	San Francisco Giants (14th)
	Clayton Jerome, RHP	Texas Rangers (41st)



Scott Atchison was called up to the big leagues on July 30, 2004. He made his major league debut on July 31 for the Seattle Mariners. He finished his first half season with a 2-3 record and a 3.52 ERA. While at TCU, Atchison compiled a 27-16 career record with five complete games. He struck out 307 batters in 304 innings pitched. He finished his career with a 4.76 ERA.



Eugene Espineli

San Francisco Giants
14th-Round



Clayton Jerome

Texas Rangers
41st-Round

BASEBALL

ALL-TIME LETTERWINNERS ROSTER

A - A - A

Abney, Ben1938-40
 Adair, Danny1993-94
 Acker, A.S.1927
 Acker, Will1921
Adams, Austin2004-pres.
 Adams, Homer1922-25
 Adcock, Dub1969-70
 Aldrich, Ki1937
 Alexander, Clarence1939
 Alford, Bruce1942
 Allar, Andrew2004
 Allen, Richard1940-42
 Anderson, Ken1961-63
 Andrews, Blake1981
Arif, Omar2004-pres.
 Arnold, Dale1978-79
 Ashburn, Karl1926
 Ashley, Carlos1923
 Atchison, Scott1995-99
 Atkins, Noble1931
 Ayala, Carlos1971-72

B - B - B

Bailey, Chris1976
 Baker, Bob1916-18
 Baker, Jeff1993-94
 Baker, Woody1948
 Balch, Jim1961-62
 Baldwin, Fuzz1907-10
 Balkum, Doug1956-57
 Ballantyne, Bryan1983-84
 Ballew, Alvis1964-66
 Bane, Jaymie1995
 Bane, Jim1985-88
 Banda, George1958-60
 Barger, Boone1920-21
 Barker, Brent1983-86
 Barnard, Gary1965-67
 Barnes, Bill1950-52
 Barnett, James1947-49
 Barr, Travis1989-91
 Barrett, Carlos1979-82
 Bassler, Snake1913
 Bates, Tom1998-99, 2001
 Baugh, Sammy1935-37
 Baxter, Howard1931
 Baze, Leon1961-62
 Beck, Bill1947-49
 Beucler, Reid1997
 Bell, Lenny1984
 Bellows, Terry1977-78
 Benedict, Kenny1976-77
 Benavides, Fred1985-87
 Benjamin, Kenneth1946-47
 Bentancourt, David1990-91
 Berry, Rube1919-20
 Best, Mac1938-39
 Bettison, W.W.1911
 Bierman, Gus1946
 Bigley, Bob1962-64
 Bildersback, Billy1939-40
 Bingham, Bing1967-68
 Bishop, Tom1948
 Blevins, Jon1986
 Bodenhamer, Don1970-73
 Boehmke, Jay1994-95
 Booker, Sam1984
 Borchart, Jason1987
 Boyd, Jim1947-50
 Boyd, Tommy1962-63
 Bradshaw, Chris1998-01
 Bratton, Greg2000-03
 Briscoe, John1987-88
 Brewster, J.W.1910
 Bronstad, William1949
 Brooks, Trey1978-81
 Brown, Charlie1978-80

Brown, E.1919-20
 Brown, Erik1994-96
 Brown, Kelly1986
 Brown, Lance1963-64
 Browning, Orien1949
 Broyles, Robert1974-77
 Brumbaugh, Ronnie1940-41
 Bruton, Sumter1965-66
 Buckley, Leo1928-29
 Burton, Gene1973-76
 Busby, Jim1947-48
 Busch, Joe1945
 Bussey, Charles1912
 Buster, A.J.1910
 Butler, Tom1972-73
Buttall, Jerid2004-pres.

C - C - C

Cain, Ryan1998
 Callaman, Steve1986-89
 Campbell, Clark1912-13
 Cantelmi, Frank1924-26
 Cantrell, Speck1919
 Caple, Kyle1989-91
 Carden, Dana1971-74
 Carden, Pat1971-74
 Cardenas, Johnny1992-93
 Carleton, James1923-25
 Carpenter, Gene1904
 Carrell, Howard1929-31
 Carroll, Don1951-53
 Carruth, Aaron1997
 Carruth, Jason1994
 Carson, Hezzie1923-26
 Carson, Lynn1966-67
 Carswell, Horace1937
 Caruthers, Clay1992-94
 Casey, Doyle1947
 Cason, Sonny1972-74
 Castor, John1992-93
 Cauley, Chris1985-87
 Cenci, Phil1993
 Chalk, Scott1990-92
 Chappell, Ellsworth1929-31
 Chase, Jim1966, 69-70
 Childs, I.B.1957-59
 Chiles, Brown1946-48
 Choate, David1947-49
 Christenberry, Chris1915-17
 Clark, Herman1924-27
Cogbill, Bo2004-pres.
 Cole, Jess1970-71
 Collins, Heath1995-98
 Collinsworth, Tim2002
 Combs, Brian1979-80
 Connally, Chris1997-98
 Conrad, Doyle1952
 Conrad, Earl1945-46
 Conway, Charles1941-42
 Cooper, Aubrey1914-16
 Cooper, Claude1920-23
 Cooper, Kyle1995
 Corbett, Ralph1938
 Costas, John1967-69
 Cotharn, Bruce1982
 Cottage, Steve1982-84
 Coulter, Shannon1994
 Covert, Rox1962-64
 Cowart, Rusty1939-41
 Cox, Rob Ell1929-30
 Coy, Josh1998
 Crafton, Kenny1981-84
 Crain, Tommy1974-76
 Crawford, Bill1940-41
 Crenwelge, Ted1959-60
 Critser, Danny1983-84
 Crowder, Justin2001
 Crows, Phil1958
 Crows, J.R.1945

Cullen, Mike1987
 Curby, Quinn1913-14

D - D - D

Dahlberg, Kyle2002, 04-pres.
 Daniel, Milton1908-09, 11-12
 Davidson, Parke1966-67
 Davis, Barry1981-84
 Day, Denny1982-83
 Defee, Bill1965
 Dennis, Hubert1932
 Deskins, Scott1986-87
 Dishman, Glenn1992-93
 Dobbs, Bobby1962
 Dobson, Joel1991-93
 Dodd, O.A.1910-11
 Doherty, Shawn1984
 Dollar, Toby1995-96
 Donohue, Pete1920-21
 Donovan, Paul1932-34
 Dorsey, Floyd1928
 Doty, Bill1952-53
 Douglass, A.S.1919-20
 Dover, Jeff1997
 Dow, Andy1984-85
 Dowell, Lonnie1942
 Dreschel, Charles1945
 Driggers, Eddie1966-68
 Drucke, Louis1909
 Duckworth, Gene1974-76
 Duckworth, Woodrow1938-40
 Duffey, Jimmy1965-67
 Dulin1919
 Duncan, Jake2002-03
 Duncan, Zach2003
 Dunn, Ryan1995-97
 Duran, German2004
 Durham, Chad1999-01
 Duvall, Jack1954
 Dyess, Ben1937-38

E - E - E

Eddins, Ron1965
 Eddy, Chris1991-92
 Edwards, Steve1964-66
 Elkouri, Shaff2002-03
 Elliott, Bill1949-51
 Ellis, Chris1989
 Enis, Hunter1957-59
 Espineli, Eugene2004
Estrada, J.J.2004-pres.
 Ethrow, John1950-52
 Etier, Mark1981-82

F - F - F

Farmer, Craig1991-94
 Farris, Gary1970
 Faulkner, David1991
 Fay, Ted1968-70
 Fender, Dick1924
 Ferguson, Bill1967-69
 Ferrell, Ken1974
 Fertitta, John1984
 Few, Gary1972
 Findlay, Robbie2003-04
 Firestone, Brad1988-91
 Fis, Gary1970
 Flores, Tommy1979
 Flynn, Albert1929-30
 Ford, Don1952-53
Ford, Shelby2004-pres.
 Forte, Robert1938
 Fowler, Boob1920
 Franklin, Charles1958-60
 Franks, Wallace1948-50
 Frazier, Chris1998-01
 Freeman, Jack1954-56
 Frick, Bill1952-54

Frizzell, Bonner1906-08
 Fullenwider, Harold1936
 Fullhart, Bill1946-48
 Fusco, Ralph1974-75

G - G - G

Gage, Dick1967-69
 Gaines, B.G.1945
 Gallagher1904-05
 Gann, Sam1920-22
 Gardner, Josh2002
 Garner, Eric1995-96
 Garner, Pat1986
 Garza-Gongora, Beto1990-94
 George, I.L.1926
 Gilbert, Terry1977-78
 Godby, Kirk1984
 Gonzales, Rode1957-58
 Gonzalez, Paul1988-90
 Goodson, Tom1904
 Gottsch, J.J.1994
 Gough, Leron1911
 Grace, John1969-72
 Grafe, Ryan2002-03
 Gramly, Tommy1966
 Grant, Jimmy1926-28
 Granville, Chris1989-90
 Graves1905
 Graves, Jack1931-33
 Graves, Norris1951-52
 Grieve, Tim1992-94
 Griffin, Ed1929
 Griffith, Charles1930
 Grimland, Larry1969-71
 Groomer, Levi1999-00
 Grost, Sunny1941
 Grubbs, Howard1928-30
 Gunter, C.B.1914

H - H - H

Hagar, Buster1973-75
 Hailey, Bob1965
 Haire, Jack1919-20
 Haislip, J.C.1911
 Hale, Shadie1917-18
 Hall, Jerome1968-70
 Hamilton, Mark1999-00
 Hamilton, Mike1999
 Hardgrove, Tom1989
 Hardin, David1967
 Hardin, Gary1967
 Hargrave, David1988-89
 Hargrove, Bo.1979-80
 Harper, Monty1963
 Harrelson, Monroe1945-47
 Harris, Cade1999-01
 Harris, Jerry1960-61
 Harris, Marshall1958-60
 Harston, Dan1933-35
 Hatcher, Justin2002-03
 Hawes, Froggie1917
 Hayes, Herbert1950
 Hayes, Ted1951
 Hayes, Tim1979-80
 Heinitz, Mark1979-81
 Heiss, Chip1983-84
 Hemby, Les1975-76
 Henson, Danny1982-83
 Herrick, John1982-83
 Heslin, Larry1975
 Higgins, Kight1984-85
 Hill1919
 Hill, Hunter1930
 Hill, Steve1974-76
 Hill, Tommy1953-55
 Hinojosa, Rick1991-92
 Hinton, Grassy1930-32
 Hirstine, John1931

Hobart, John1976
 Holland, Don1953-55
 Hollan, Walter1925
 Holmes, George1911
 Holt, J.W.1962-64
 Honey, Bill1924
 Hooper, Charles1914
 Hooper, Richard1966-67
 Hoosier1919
 Hoover, Herman1940
 Hopkins, Mike1974
 Hopkins, Thomas1912-13
 Horner, Durwood1938-40
 Horner, Mark1974-76
 Hoskins, Boaz1934-35
 Houk, Steve1976-78
 Houser, Phil1983-84
 Howe, Matt1996-98
 Hudson, Bill1936
 Hudspeth, Doug1978-79
Huffman, Chad2004-pres.
 Huffman, Royce1996-99
 Hughey, Mike1984
 Humphreys, Max1942

I - I - I

Iles, Buddy1959-61

J - J - J

Jacks, Jimmy1933-35
 Jackson, Bubba1985-86
 Jackson, Ransom1945
 Jerome, Clayton2001-04
 Johns, Kelly1991-93
 Johnson, David1996
 Johnson, Rob1990-92, 94
 Johnstone, Frank1971-74
 Jones, Freddy1962-64
 Jones, James1945-46
 Jones, Kevin1988-89
 Jones, Rob1986-89
 Jordan, Charlie1956-57
 Jordan, Rob1988-89
 Joyner, Hubert1945-46
 Justice, Cliff1960-61
 Justice, Mike1964-65

K - K - K

Kazmierski, Mickey1983-84
 Kennard, Darin1984
 Kerr, Blair1909-10
 Key, Harold1957-58
 Key, Joey1977-80
 Kies, Chris1976-77
 King, Don1945
 King, Harvey1950-52
 Kinnard, Franklin1904-05
 Kinzy, Slim1932-34
 Knoerr, Keith1996-97
 Knox, Kerry1986-89
 Knust, Randy1980-82
 Koch, Carl1948-49
 Kramer, Richard1946-48
 Kruciak, Greg1976
 Kveton, Larry1962-64

L - L - L

Ladusau, Tom1972-73
 LaFlair, Jay1997-98
 Laidley, Kemp1991, 93
 Lamar, Chuck1977-78
 Lamonica, Tom1909-11
 Laner, Paul1941
 Lassiter, Jim1974-77
 Lauritsen, Erik1998
 Lawrence, Jimmy1934-36
 Lee, Derek1994-97

T
C
U
H
I
S
T
O
R
Y

HORNED FROG

T
C
U
H
I
S
O
R
Y

Lee, Gary1962
Lee, Roger1982
LeFevre, Biff1977-78
Leiss, Chris1979-82
Lester, Darrell1934-35
Levens, Rob1984
Levy, Forrest1923-26
Lewis, Will2002-03
Lindsey, Jack1977-78
Linne, Aubrey1936-37
Livsey1922
Loeffler, Scott1987, 89
Logan, Warren1933-34
Long, Jeff1981-82
Long, Jim1967-68
Looney, Bill1949-51
Lonney, Don1938-40
Losa, Mike1988-90, 92
Lovvorn, Garland1922-25
Lozo, Frank1933-35
Lundeen, Jared2002-03
Lunsford, Sam1995-98
Luttrell, Mike1972-73
Lyde, Frank1957

M - M - M

Macha, Erick1999-01
Machemel, Chuck1967-68
Macicek, Marvin1963-64
Macko, Mike1991-92
Madsen, Aaron1998
Malone, Scott1990-92
Manto, Taldon1934-36
Marion, Mike1970
Mariz, Steve1980-81
Marshall, Jonathan2001-02
Mathes, Ed1950-51
Matthews, Don1926
Matthews, Rags1970-88
Mattinson, Les1953-55
Mausser, Tim1986-88
Maxey, Merlin1962
Maxwell, Willie1956-58
Mayfield, Jim1954-55
McAdams, Billy1962-63
McCarty, Mickey1967-68
McCaslin, Steve1986
McClure, Ben1946-49
McClure, Jason1992-95
McCullom, Joe1912
McCurdy, Jeff1995-96
McDaniel, Bob1954-56
McDaniel, Chilli1920-22
McElroy, Pat1972-73
McFarland, Billie1911-12
McGough, Tim2004-pres.
McHenry, Bob1942
McKown1919-22
McKown, Jim1914
McLain, Greg1972
McLain, Ronnie1963-65
McLamore, Eric1999
McNamara, Joe1914-15
Meadows, Jay1985
Means, Ricky1973-75
Meeks, Chris2002-03
Meyer, David1994-97
Meyer, Dutch1918-21
Meyer, Greg1978-81
Meyer, L.D.1935-37
Miles, Eldridge1953-54
Millay, Gavin1993-95
Millender, Donnie1983-84
Miller, Fred1932-33
Miller, Jim1965
Miller, Rex1953
Mills, Gray1962
Mock, Jon1991-93
Mokry, Clint2002-04

Monahan, Rod1969-71
Monroe, Glenn1968-70
Monroe, L.A.1942
Montgomery, Vic1935-37
Moody, Jim1980
Mooney, Shaun1977-79
Mooney, Terry1986-89
Moore, Doug1960-61
Moore, Greg1981
Moore, Melbourne1928
Moore, Mike1987-88
Morgan, Johnny1984-85
Morrison, Wayne1967-69
Morton, Roy1909-11
Moseley, Arthur1938
Moses, Ramon2000-04
Moses, Steve1995-96, 98
Mouldin, Ben1904-05
Mousoudakis, Jimmy1997-99
Mullins, Harry1945-47
Murphy, David1976-77
Myers, Wallace1932-34

N - N - N

Neele, Joe1901-04
Neeley, Ron1967
Nelson, Greg1984-85
Nelson, John1914-16
Nemecek, Jerry1989
Nesloney, Ryan2002
Neuman, Chris2003-04
Newburn, Patrick2001-03
Newman, Jeff1968-70
Newton, Bob1958-60
Newton, Stan1998-01
Nolan, James1947-50
Novey, David1977-80

O - O - O

O'Brien, Davey1937-38
Odle, Jack1939
Odom, Clayton1986-89
Ogilvie1919
Ohnoutka, Brian1983-85
Oliver, Warren1981
Olmstead, Walter2000-02
Olsson, Jon1965-66
O'Neal, Richard1955-56
Ontiveros, Rudy2001
O'Roark, Walter1954
Osentowski, Chris2002-03
Owen, Brad1988-89
Owens, Ed1974-76
Owens, Randy1974-75

P - P - P

Page, William1998-99
Parker, David1965-66
Parker, Mat1996
Parrish, Lowell1928
Paschal, Al1954-56
Paul, Ronnie1965-66
Peebles, Pat1963-65
Peel, Larry1968-69
Pereira, Eddie1980-81
Perlman, Joel1982-83
Perme, Tom1953
Perry, Chase2004-pres.
Peters, Rick1990-91
Peterson, Don1979-80
Perovich, George1952-53
Phillips, Dane1999
Phillips, Ron1965
Phillips, Steve1975
Pierce, Glen1978-79, 81-82
Plumleigh, Charlie1982-83
Pokluda, D.J.2004
Pollard, Harold1955-58

Powell, Danny1952-53
Price, Jason2000-01

Q - Q - Q

Quick, Charles1955-57
Quiery, J.A.1910-11

R - R - R

Rafferty, Brian1985
Ramsey, Mike1984-85
Randle, E.R.1910
Ray, Randy1970-71
Read, Darrell1958-60
Read, Harold1963-64
Reed, Jeff2000, 02
Reynolds, Don1961-63
Reynolds, Phil1960-61
Richardson, Sammy1962-64
Rickard, Rick1968-70
Rickenour, Ryan1998
Ringnald, Scott1979-80
Riordan, Tom1973-76
Rivera, Rudy2000-01
Roach, Walter1936-37
Roark, Alf1932
Roberts, Darrin1936-38
Robinson, Levi2002
Robson, Adam1993-94
Rockwell, Keith1995
Rodriguez, Randal1979-80
Rogers, Brad1998-00
Rogers, John1955
Rojas, Luis1980-81
Rosellini, Danny1977-78
Rose, Melzer1950-51
Roseborough, Larry1958-60
Rozelle, George1929
Routh, Jim1965-67
Rudis, Mark1991-92
Rutherford, Charles1960
Rutherford, Scott1919-20
Rutledge, James1958-59
Ryan, Reese1996-97
Ryan, Reid1992-94

S - S - S

Saenz, Chris2003-04
Sain, Ed1929-30
Salim, Mike1950-52
Sanders, Bobby1963-64
Scarborough, Mike1998
Schmidt, Don1960-62
Schmidt, Rick1967
Schmucker, Dave1980
Scott, Fred1923-25
Sears, Rene1951
Segarra, Ismael1997-98
Selman, J.D.1957
Senn, Perry1973-74
Serben, John1962-63
Serviente, Glenn1985-86
Settle, Mike2000-03
Sewell, Gene1917-18
Seibold, Elmer1936
Shaddix, Jeff1997-98
Shafer, Jeff1983-84
Sharp, M.R.1896-97
Shaw, Bob1969-71, 73
Shebesta, James1970
Shelburn, David1981-82
Shelley, John1975-78
Shelton, Bob1959-61
Shipes, Chad1990
Shoemaker, Kyle2002-03
Shoemaker, Worthy1912-13
Shofner, Jim1956-57
Shope, Jared1989-91
Shoptaw, Britt1989-91

Shotwell, Bennett1959-60
Silva, Mark1996-99
Skipper, Cecil1960-61
Smith, Casey1995-96
Smith, Clint1996
Smith, Fred1947-49
Smith, Kerby1994-95
Snapp, E.1910
Snow, Paul1939-41
Sorey, Lex1911
Sorrels, Paul1939-41
Sparks, Connie1940
Spencer, Charles1953-55
Stamp, Steve1980-81
Stapcoff, George1947-48
Standfield, S.1910
Stanek, Shawn1993-94
Stanley, Jeff1989
Stanton, Jimmy1933
Stapleton, Jim1952-54
Stark, Stuart1984
Steadman, Oran1928
Steffins1904
Stell, Otis1931
Stephens, Sean2003-04
Stephens, Wayne1984-85
Stapp, Wade1950-52
Sterling, Charles1965
Stewart, Mike1964-66
Stewart1914
Stone, Steve1985-88
Stratton, Abby1965-67
Strickland, Mark1982-85
Strang, Bill1915
Swaim, Johnny1950-52
Sypert, J.R.1897-99

T - T - T

Takahasi, Barry1997
Tankersly, Dennis1939-41
Tankersly, Lawrence1923-25
Tankersly, Paul1937-39
Tankersly, Ralph1939-41
Taylor, Allan1986
Taylor, Ellis1933
Taylor, Gene1926
Taylor, Harry1924-27
Tawwater, Darren1993-94
Terry, David1959-61
Thannisch, Lester1911-12
Thoma, Scott1989
Thomas, Nate2004
Thompson, Bart1965
Thompson, Kenny2004
Thompson, Preston1975-78
Tomlin, Reuben1975-78
Thompson, Shawn1997-00
Thomsen, Chris1991
Thorpe, Darren1986, 89-90
Tombrella, David2000-01
Torres, Jimmy1970-73
Trad, Ken1966
Trofholz, Terry2001-03
Turner, Dick1968-70
Turner, Gene1927-29
Turner, John1991-93
Turner, Kellus1923-24
Turner, Mike1971-72, 74-75
Turner, Phil1971-74
Twardowski, Danny1975-76
Twardowski, Jimmy1982-83
Tyson, P.L.1910

U - U - U

Underwood, Chad2004-pres.
Utley, Chad1976

V - V - V

Vandervolk, Ross1940-41
Van Hook, Kyle1978-79
Vasseur, Gary1969-71
Vaughn, Hunter1928
Veilleux, Brian1987
Vessakosol, Tony1987-88

W - W - W

Wagner, Scott1981-82
Wakefield, R.1909-10
Walker, Bernard1985-86
Walker, Buster1928-30
Walker, Elbert1932-34
Walker, Jim1958-60
Walker, Jimmy1964-65
Walker, Val Joe1983
Wallace, Brad1993-96
Wallace, David1996-97
Wallace, Earl1969-71
Wallace, Flint1994-96
Wallin, Horace1928-30
Walls, Willie1935-37
Walrath, Jay1962-64
Walter, Ryan1996-97
Walters, Hubert1945-48
Walters, John1949
Ward, Tricky1923-25
Warwick, Carl1956-57
Washmon, John1924-27
Watkins, Austen2001
Watley, Russell1942
Weems, Ryan2002-04
Wells, Gary1987-88
Wheaton, Mike1979-80
White, Bob1954-56
White, Chris2002-04
White, John1953-55
White, Terrance1998
Whitworth, Jeryl1968
Wilkerson, Steve1975-76
Williams, Blackie1926-28
Williams, Dwayne W.1985-86
Williams, GaryHonorary
Williams, Jake1928
Williams, Jay1930-31
Williams, Lew1986-87
Williams, Roger1968-71
Williford, Eugene1942
Willmot, Tony1985-86
Wilson, Brad1976-77
Wilson, Marshall1998-00, 02
Wilson1920
Windegger, Frank1954-56
Wineburg, Ken1956-58
Wolf, Bear1925-27
Wood, Darren1997
Woods, Clarence1924-26
Woolley, Shaun1999-00
Woolwine, Vance1932
Wooten, Benji1997
Wotham, James1995-98
Wright, Hal1929-31
Wyles, Alan1994-95

Y - Y - Y

Yarbrough, Jef1995-98
Yates, Mickey1966-67
Young, Bob1948
Young, Cameron1977-80

Z - Z - X

Ziegler, David1993
Zimmerman, Jeff1992-93

BASEBALL

LEGENDS OF TCU

TCU Diamond — 1962-2002

The 2002 season marked the end of an era for TCU baseball as the Horned Frogs said goodbye to one of the most unique college baseball facilities in the country, the TCU Diamond. The diamond opened in the spring of 1962. The Horned Frogs closed their 41st and final season at TCU Diamond with a 6-3 win over UT-Arlington May 14, 2002.

Located in the heart of the TCU campus and nestled into the leeward side of a hill to the south, the TCU Baseball Diamond was a beautiful and functional facility offering optimum playing and wind conditions. Batters facing opposing pitchers to the east had a little trouble picking up the ball as it came out of the Horned Frogs' version of the "Green Monster," a large concrete retaining wall in center and left center field.



One of the more difficult places for opponents to play, the Frogs owned a record of 867 wins, 605 losses and eight ties overall for a winning percentage of .589 in their 41 years at the historic ballpark. Dressing facilities were located in nearby Amon G. Carter Stadium and bleacher seating accommodated up to 1,500 fans.

The TCU Diamond underwent extensive cosmetic surgery prior to the 1991 season that included \$100,00 in renovations. TCU's old bermuda grass was replaced by Tiff 14, the same grass used by the Texas Rangers at The Ballpark in Arlington. The infield was leveled and a red brick wall, a la Wrigley Field, was erected from dugout to dugout. The visitor

(along the third-base line) and home dugouts were lengthened and deepened, providing ample space and a much improved look. Extended foul poles were added as well as artificial turf in the batting cages.

Home plate was 390 feet from straight center field, 330 feet down the left field line and 320 feet to right field. A 12-foot fence corralled left and right field.

TCU Diamond was the site of some great college baseball action over the years, proven by the fact that 52 players who graced 2001 Major League Baseball rosters played at the historic ballpark during some point in their amateur careers. Among those major leaguers who played at TCU Diamond are: Jeff Zimmerman (TCU), Lance Berkman (Rice), Jose Cruz, Jr. (Rice), Chuck Knoblauch (Texas A&M) and Greg Swindell (Texas).

Head Coach Lance Brown

On June 17, 2003, Lance Brown announced his retirement and the TCU Baseball program said goodbye to its mentor of the past 17 seasons. After four years as a pitching coach at Rice, Brown returned to his alma mater in 1987 to become the school's eighth coach since 1940.

When Brown took over the program, the first step he took was to teach the Frogs how to win consistently. By 1994, Brown had the Frogs doing just that. They not only won consistently, but they did things that had not been done at TCU since Brown had starred as a Horned Frog pitcher in the early 1960's.

En route to a school-record 38 wins, the Frog diamond men won their first Southwest Conference regular season title since 1972 and first outright crown since 1956. They also received their first NCAA Tournament berth since 1956, where they recorded the school's first Tournament win, an 11-3 triumph over Memphis in Stillwater, Okla. The successful season earned Brown Regional Coach of the Year accolades by the American Baseball Coaches Association.

In 1996, Brown reached the first milestone of many in his career. Needing only 26 victories to pass his former coach, Frank Windegger for career victories, he accomplished the feat April 21, 1996 with a 14-4

defeat of the Houston Cougars, giving him 299 career victories.

In his final season with the Frogs, Brown led the Frogs to a successful inaugural season in TCU's new Lupton Stadium and Williams-Reilly Field. His team finished with a 35-22 record and finished second in the Conference USA standings with a 22-8 conference mark. He also reached two more milestones in his career during the 2003 campaign. Brown reached another milestone against Houston March 29th, 2003. With a 5-2 victory over the Cougars, Brown won his 500th game. He also earned his 200th conference victory on April 11 in a 1-0 win at UAB.



Brown fell two games shy of 1,000 games coached and ended his career with a 517-481 (.518) overall record and a 214-225 (.487) conference record. He earned Coach of the Year honors twice, once in 1991 and in 1994.

He has watched numerous players prosper under his tutelage. In all, 40 players were drafted in the first-year draft, including current Texas Ranger, Jeff Zimmerman, while five others have gone on to play in the major leagues. Fifty-one of his athletes have been named to all-conference teams and seven have earned second or third-team All-American honors.

T
C
U
H
I
S
T
O
R
Y

HORNED FROG

LEGENDS OF TCU


Head Coach - Frank Windegger



Lance Brown stands with his former coach, Frank Windegger as the No. 30 worn by Windegger is retired.

Former TCU player, coach and athletic director, Frank Windegger is the only Horned Frog to have his baseball jersey retired. Windegger's No. 30, which he wore for 14 years as a head coach, from 1962-1975, was retired April 28, 1998. The jersey currently hangs in the Heritage Center and in the alumni suite in Lupton Stadium.

During Windegger's 14-year tenure as TCU head coach, the Horned Frogs won four Southwest Conference baseball championships (1963, 1966, 1967, 1972) and finished as runner-up another three seasons (1968, 1969, 1973). The Frogs set a number of school records during their run of success, including a string of 13 consecutive wins in 1963. Along the way, the Frogs won 298 games, lost 166 and tied one for a .641 winning percentage, a mark which still ranks amongst the nation's coaching elite.



Frank Windegger was a player for the Horned Frogs from 1954-56.

In 1963, just one year after taking over the baseball program, Windegger made history by becoming the youngest coach ever to win a SWC title in any sport with a 12-4 conference mark. In 1972, he was voted the NCAA District VI and SWC Coach of the Year, tying for the league title with a 12-6 mark and an overall 29-13 record.

After leaving the dugout, Windegger served as TCU's Director of Athletics for 23 years. He retired in August 1997.

Head Coach - Dutch Meyer

One of the most unique stories in the history of Horned Frog baseball is that of coach Dutch Meyer. A four-year letterman in both baseball and football at TCU, Meyer guided the Frogs' baseball fortunes from 1926 to 1934, during which time he compiled a record of 76-68-1 and captured TCU's first SWC baseball title in 1933.



Meyer took over as the Frogs' head football coach in 1934, and served in that capacity until 1953, although he returned to the diamond in 1945 for one season as the skipper. Meyer was named the Director of Athletics in 1950, but continued to coach until 1954. He was drawn back


into the baseball coaching ranks in 1956 for a brief two-year stint in the dual roles.

It was during the 1956 season that Meyer led the Horned Frogs to the SWC championship and the school's first appearance in the NCAA baseball tournament.

Meyer finished his career with an overall won-loss mark of 111-84-1 (.568) and a conference record of 92-75-1 (.548).

Meyer served as the Director of Athletics for 13 years, before retiring in 1963. TCU lost a legend on December 3, 1982 as Dutch Meyer passed away at the age of 84.

Garry Williams



The only honorary letterwinner in TCU baseball history is Garry Williams. Williams, a dear friend of the Horned Frog baseball program, passed away on December 7, 2001.

Through his generosity and relentless efforts, Williams was responsible for many of the improvements that have paved the way for the TCU baseball program, the athletic department and the University's return to national prominence.

One of the many financial contributions made by Williams to Horned Frog baseball was the installation of the scoreboard and flag poles at TCU Diamond, both of which now grace the grounds at Lupton Stadium. Williams also contributed many of the old park's upgrades, including new dugouts, backstop, press box and sound system. Additionally, Williams has donated the Frogs' media guides and scorecards for many years, making TCU baseball more enjoyable for fans, players and everyone associated with the program.

In honor of William's tireless contributions to Horned Frog baseball, the press box at Lupton Stadium bears his name.

T
C
U

H
I
S
T
O
R
Y