



2010-11 HORNED FROG MEN'S BASKETBALL

TCU Media Relations Contact: Andy Anderson • Office Phone: 817.257.5367 • Cell Phone: 817.343.6465 • Fax: 817.257.7964 • E-Mail: a.anderson2@tcu.edu



GAME #21

TCU (10-10; 1-4 MWC) vs. UTAH (9-10; 2-3 MWC)



GAME DAY INFORMATION

GAME DETAILS

Date: _____ Saturday, Jan. 22, 2011
Time: _____ 5 p.m. CT
Location: _____ Fort Worth, Texas
Arena: _____ Daniel-Meyer Coliseum (7,201)
Series Record: _____ Utah leads, 14-4
Last Meeting: _____ Feb. 10, 2010 in Fort Worth (L, 55-64)
TCU Head Coach: _____ Jim Christian (Rhode Island, '88)
Record at TCU: _____ 37-46 (.446) in 3rd season
Record Overall: _____ 175-104 (.627) in 9th season
Utah Head Coach: _____ Jim Boylen (Maine, '87)
Record at Utah: _____ 65-52 (.556) in 4th season
Record Overall: _____ 65-52 (.556) in 4th season

MEDIA COVERAGE

Television: _____ The Mtn. (DirecTV ch. 616)
Talent: _____ Dan Gutowsky (p xp), Bob Donewald (analyst)
Radio: _____ 820 AM & 96.7 FM (WBAP), 88.7 FM (KTCU)
Talent: _____ Brian Estridge (p xp), John Denton (analyst)
Internet: _____ GoFrogs.com (radio, GameTracker)



TCU RETURNS HOME TO FACE UTAH

TCU returns to action following a two-game road trip Saturday, when it plays host to Utah at Daniel-Meyer Coliseum. Tip-off for the matchup, which will be televised by The MountainWest Sports Network (The Mtn.), is scheduled for 5 p.m.

TCU, 10-10 overall this season and 1-4 in the Mountain West Conference, will look to end a two-game skid following road setbacks during the last week at Colorado State and No. 9 BYU. The Frogs return home to the cozy confines of the DMC, where they own an 8-2 record this season. The squad posted its first MWC victory in its last home appearance Jan. 12 vs. Wyoming (78-60).

Utah is 9-10 on the season and tied for fourth place in the MWC standings following two straight victories over Wyoming and New Mexico. The two wins stopped a seven-game losing streak stretching from Dec. 22 through Jan. 11.

TCU will be looking for its first victory over Utah since the 2007-08 season, a stretch of five contests. The Utes hold a 14-4 edge in the all-time series.

Saturday's game marks TCU's ninth televised matchup this season and its eighth on The Mtn. Broadcast duties will be handled by Dan Gutowsky (play-by-play) and Bob Donewald (analyst). The Mtn. is available nationwide on DirecTV channel 616.

In addition to television coverage, the contest also will be broadcast live on the radio throughout the Metroplex on both 820 AM and 96.7 FM WBAP, as well as 88.7 FM KTCU. Brian Estridge (play-by-play) and John Denton (analyst) will serve as the on-air talent. Live stats and a link to an Internet radio feed will be available via TCU's official athletics website, GoFrogs.com.

2010-11 TCU NUMERICAL ROSTER

PROJECTED STARTERS

No.	Name	Pos.	Ht.	Wt.	Cl.-Exp.	PPG	RPG	APG	Hometown (Previous School)
4	Amric Fields	F	6-9	210	Fr.-HS	7.7	2.8	0.6^	Oklahoma City, Okla. (Putnam West HS)
5	Ronnie Moss	G	6-2	205	Jr.-2L	15.9	3.5	3.5	Fort Worth, Texas (Christian Life Academy)
10	Hank Thorns	G	5-9	165	Jr.-TR	9.1	3.1	6.1	Las Vegas, Nev. (Virginia Tech)
12	Nikola Cerina	F	6-9	245	So.-1L	3.8	2.8	0.5#	Topola Oplenac, Serbia (Nikola Tesla SS)
33	Garlon Green	F	6-7	210	So.-1L	11.7	4.4	1.2	Missouri City, Texas (Hightower HS)

BENCH PLAYERS

No.	Name	Pos.	Ht.	Wt.	Cl.-Exp.	PPG	RPG	APG	Hometown (Previous School)
1	Jarvis Ray	G	6-6	195	Fr.-HS	1.6	1.9	0.4	New Orleans, La. (O. Perry Walker HS)
2	Zack Price	G	6-2	180	Fr.-HS	0.0	0.3	0.0	Spring, Texas (Klein Oak HS)
13	*Andre Clark	F	6-9	220	Jr.-TR	--	--	--	Little Rock, Ark. (John A. Logan CC)
15	Nikola Gacesa	F	6-9	245	Sr.-TR	4.8	3.8	0.5	Belgrade, Serbia (Florida Int'l)
23	J.R. Cadot	G	6-5	205	Jr.-TR	7.4	6.2	1.0#	Nassau, Bahamas (Sheridan College)
24	Thomas Montigel	G	6-2	190	Fr.-HS	0.0	0.0	0.0	Fort Worth, Texas (Paschall HS)
25	Greg Hill	G	6-2	205	Sr.-1L	4.9	1.2	0.7	Gary, Ind. (Midland College)
31	Marin Bavcevic	G	6-0	185	Jr.-1L	0.0	0.0	0.0	Split, Croatia (The Patterson School)
34	Cheick Kone	C	6-10	235	So.-RS	0.2	0.5	0.0	Mali, Africa (Howard College)

Head Coach: Jim Christian (Rhode Island, '88); 3rd season at TCU, 9th overall
Assistant Coaches: Bill Wuczynski (UNLV, '95); Eric Haut (Kent State, '04); Armon Gates (Kent State, '06)

* blocks per game; # steals per game
 * redshirting in 2010-11

2010-11 SCHEDULE/RESULTS

NOVEMBER

12	Jackson State	W, 86-62
16	SMU [M]	W, 84-64
20	vs. Rider @	L, 61-76
21	vs. Bradley @	W, 74-68
22	vs. UMass @	L, 48-67
27	Houston	W, 79-63
29	USC @ [M]	W, 81-69

DECEMBER

1	Prairie View A&M	W, 78-61
4	Northern Iowa [M]	L, 60-64
8	at Texas Tech	W, 81-77
11	at Nebraska [F]	L, 56-70
21	Northwestern State	W, 96-79
28	Chicago State	W, 99-72
30	at Tulsa	L, 66-69

JANUARY

2	at Rice	L, 61-70
5	#6/6San Diego State * [M]	L, 53-66
8	at #25/RV UNLV * [M]	L, 49-83
12	Wyoming * [M]	W, 78-60
15	at Colorado State * [M]	L, 69-79
18	at #9/9 BYU * [M]	L, 67-83
22	Utah * [M]	5 p.m.
26	at New Mexico * [M]	9 p.m.
29	Air Force * [C]	5 p.m.

FEBRUARY

5	at San Diego State * [M]	9:30 p.m.
9	UNLV * [M]	7 p.m.
12	at Wyoming * [M]	2:30 p.m.
16	Colorado State * [M]	7 p.m.
19	BYU * [M]	3:30 p.m.
22	at Utah * [M]	9 p.m.
26	New Mexico * [C]	7 p.m.

MARCH

2	at Air Force * [M]	7 p.m.
9-12	at MWC Tournament %	TBA

Home games in **BOLD** - All times central unless otherwise noted
 @—Basketball Hall of Fame Tip-Off Tournament (Springfield, Mass.)
 *—MWC games %—Las Vegas, Nev.
 [M]—The Mtn. Network [C]—CBS College Sports [F]—FSN Midwest

INSIDE TODAY'S NOTES

2	Quick Facts/TCU-Utah Matchup/Weekly Schedule
3	Head Coach Jim Christian
4	MWC Standings/Stats Rankings
5	TCU's Record When.../2010-11 Leaders
6	Individual Career Highs
7	National Polls
8	The Last Time
9-15	Game-By-Game Recaps
16-23	Season Statistics
24-37	Player Bio Updates
38	TV/Radio Roster
39	2009-10 TCU-Utah Box Scores



GOFROGS.COM



TCU QUICK FACTS

GENERAL INFORMATION

Location Fort Worth, Texas
Elevation 612 feet
Founded 1873
Enrollment 8,632
Colors Purple and White
Nickname Horned Frogs, Frogs
Home Facility Daniel-Meyer Coliseum (7,201)
Conference Mountain West
Affiliation NCAA Division I
Chancellor Victor J. Boschini, Jr.
Athletics Director Chris Del Conte
Ticket Office Phone (817) 257-FROG

MEDIA INFORMATION

Men's Basketball Contact Andy Anderson
Office Phone Number (817) 257-7969
Direct Phone Number (817) 257-5367
Cell Phone Number (817) 343-6465
Press Row Phone Number (817) 257-7337
Office Fax Number (817) 257-7964
E-mail Address a.anderson2@tcu.edu
Office Address TCU Box 297600
Fort Worth, TX 76129
Overnight Address 2900 S. Stadium Dr., Rm. 104
Fort Worth, TX 76129
Official Athletics Web Site www.gofrogs.com

HISTORY

First Season 1908-09
All-Time Record 1,093-1,260 (.465)
Conference Titles / Last 10 / 1997-98
Overall Postseason Record 14-13 (.519)
Years in NCAA Championship / Last 7 / 1998
Record in NCAA Championship 5-7 (.417)
Years in NIT / Last 6 / 2005
Record in NIT 9-6 (.600)
All-Time Conference Tourney Record 19-33 (.365)
MWC Tourney Record 1-4 (.200)

BASKETBALL COACHING STAFF

Head Coach Jim Christian (Rhode Island, '88)
Record at TCU 37-46 (.446) 3 years
Career Record 175-104 (.627) 9 years
Asst. Coaches Bill Wuczynski (UNLV, '96)
Eric Haut (Kent State, '04)
Armon Gates (Kent State '06)
Dir. of BBall Ops Cody Hopkins (Northeastern State, '06)
Office Phone Number (817) 257-7968

2010-11 PLAYER INFORMATION

Letterwinners Returning/Lost 6/4
Starters Returning/Lost 2/3
Returning Players 8
Players Lost 8
Newcomers 8

2009-10 TEAM INFORMATION

Record (H-A-N) 13-19 (9-8, 3-10, 1-1)
Conference Record 5-11
Conference Finish 7th, MWC
Postseason None
Final AP/USA Today Ranking NR/NR

INSIDE THE TCU-UTAH MATCHUP

TCU PROJECTED STARTERS*

Table with columns: No., Name, Pos., Ht., Wt., Yr., P - R - APG. Rows include Amric Fields, Ronnie Moss, Hank Thorns, Nikola Cerina, Garlon Green.

UTAH PROJECTED STARTERS*

Table with columns: No., Name, Pos., Ht., Wt., Yr., P - R - APG. Rows include Josh Watkins, J.J. O'Brien, Will Clyburn, Shawn Glover, David Foster.

^-blocks per game; #-steals per game;
*-players determined by starters from each team's previous game

STATISTICAL COMPARISON

Table comparing TCU and Utah statistics: Scoring Average, Opp. Scoring Average, Scoring Margin, FG Percentage, Opp. FG Percentage, 3FG Percentage, Opp. 3FG Percentage, FT Percentage, Opp. FT Percentage, Rebounding Margin, Assists Per Game, Turnovers Per Game, Turnover Margin, Steals Per Game, Blocks Per Game.

FROG QUICK NOTES

TCU is shooting 50.6% from the field at home with an average scoring margin of +13.4 ppg, compared to figures of 39.5% and -11.0 ppg away from Fort Worth.

Ronnie Moss is averaging 23.7 ppg and 7.3 rpg over the last three contests while shooting 52.7% from the field. He ranks No. 3 in the MWC in scoring average overall at 15.9 ppg.

Moss needs only three helpers to tie Brent Atwater for No. 9 (321) on TCU's career assists list. He also is only 13 points shy of joining TCU's top-20 list of career scorers.

Hank Thorns leads the MWC in assists (6.05 apg) and ranked No. 22 nationally as of Jan. 17. He also is No. 2 in the MWC in assist/turnover ratio (2.30). Thorns has five 10-assist games, three more than any other MWC player.

Thorns is on pace to finish among the top-5 players in TCU history in single-season assists.

Garlon Green leads the MWC in 3-point percentage overall this season with a figure of 50.0%.

TCU is 10-0 when scoring over 70 points this season and 0-10 when scoring fewer than 70 points.

TCU is shooting 51.6% from the field in its 10 wins and only 38.1% in its 10 losses. The squad owns an average rebounding edge of +4.8 in victories and is at -4.8 in losses.

TCU leads the MWC and ranks No. 27 nationally in 3-point field-goal defense (30.3%). The squad also paces the league in keeping opponents off the offensive glass with a defensive rebounding rate of 72.2% and ranks No. 2 in 3-pointers made (7.00 3pg).

Of the 14 players on TCU's roster, nine had never seen game action for the Frogs prior to this season.

TCU features only five returning letterwinners, which is the fewest total in the Mountain West Conference.

SCOUTING THE UTAH UTES

Utah, led by fourth-year head coach Jim Boylen, is 9-10 overall this season and 2-3 in the MWC following Saturday's 82-72 home victory over New Mexico. The Utes opened their league schedule with losses to Air Force, No. 6 San Diego State and No. 9 BYU before rallying with two straight wins. The squad went 7-7 in the non-conference season with victories over Grand Canyon, Montana, Weber State, Fresno State, Bradley, Pepperdine and Boise State.

As a team, Utah averages 71.3 ppg with a -0.5 average scoring margin. The squad owns a +2.7 average rebounding margin and has totaled 5.2 blocked shots per game, which leads the MWC.

Two Utes average scoring in double figures, including junior forward Will Clyburn, who is second in the MWC in scoring average at 18.7 ppg, and junior guard Josh Watkins, who is No. 7 at 15.3 ppg. Clyburn also leads the squad and ranks second in the MWC in rebounding (8.2 rpg). Junior center David Foster, who stands 7-3, leads the league and ranks among the nation's top-10 players in blocked shots (2.95 bpg), while Watkins paces the team in assists at 3.42 apg.

INSIDE THE SERIES

Utah owns a 14-4 advantage in the all-time series that began in 1953. The Utes have won five straight games since a 67-61 Frog victory in Fort Worth on Feb. 27, 2008. TCU is 2-4 against the squad in games played in Fort Worth.

TCU vs. Utah - Last 10 Meetings

Table with columns: Date, W/L, Score, Site. Rows include meetings from March 1, 2006 to Feb. 10, 2010.

THIS WEEK'S SCHEDULE 21 FRIDAY 22 SATURDAY 23 SUNDAY 24 MONDAY 25 TUESDAY 26 WEDNESDAY 27 THURSDAY
Practice 3 p.m.
Game Day vs. Utah 5 p.m. DMC
Shootaround Noon
TBA
Practice 3 p.m.
Travel Day to New Mexico
Game Day at New Mexico 9 p.m. MT Albuquerque, N.M.
Shootaround TBA
Travel Day to Fort Worth
Schedule Notes: No interviews on gamedays (prior to postgame) or off days. DMC—Daniel-Meyer Coliseum; SBC—Schollmaier Basketball Complex



LAST SEASON VS. UTAH

*Box scores available on page 39

► Jan. 9, 2010 - Salt Lake City (Utah, 65-45)

TCU opened its MWC road schedule with a 65-45 setback to Utah at the Utes' Huntsman Center.

After falling behind 8-5 at the 16:19 mark in the first half, the Runnin' Utes went on a 14-0 run to take a 19-8 lead with 9:51 remaining before intermission and led by a 29-24 count at half.

TCU's Nikola Cerina opened up the second frame with a 3-pointer to cut the scoring deficit to two points at 29-27 with 19:23 left in the game, but the Frogs would never be able to overtake the Utes. Utah proceeded to go on a 14-3 run, stretching the lead to double digits, where it remained for the game's duration.

Luka Drca led Utah with 14 points, all coming in the second half, to go along with three steals.

Keion Mitchem finished with a team-high 14 points for TCU, while Zvonko Buljan notched eight points and nine rebounds.

► Feb. 9, 2010 - Fort Worth (Utah, 64-55)

Marshall Henderson scored a game-high 24 points to lead Utah to a 64-55 victory over TCU at Daniel-Meyer Coliseum.

The Utah freshman connected on 7-of-9 field goal attempts, including 5-of-7 from behind the 3-point line, to go along with six rebounds.

With the score tied at 43-43 with 7:32 remaining, Utah went on an 8-2 run over the next three minutes to take a six-point lead following a lay-in by Jace Tavita. The Utes then won the final four minutes by a 13-10 count to seal the victory, highlighted by 11 consecutive free throws to close the game.

Nikola Cerina led TCU with a team-high 17 points on 6-of-10 shooting, including a pair of 3-pointers, to go along with five rebounds and two blocked shots.

Ronnie Moss finished with 12 points, seven assists and six rebounds, while Zvonko Buljan collected eight points and nine rebounds.

FROGS HANG TOUGH BEFORE FALLING AT NO. 9 BYU

Ronnie Moss scored a game-high 27 points, but the effort wasn't enough as TCU fell to No. 9 BYU on Saturday, 83-67, in Provo, Utah.

Moss led a gritty TCU effort by playing one of the best games of his career. He matched a season high in points on 10-of-17 shooting, including 3-of-5 from 3-point range. Perhaps more impressive than his offensive numbers was his effort on the defensive end against BYU guard Jimmer Fredette, the nation's scoring leader. Moss held Fredette to 21 points, more than five points below his season average, on only 6-of-16 shooting.

Garlon Green also reached double figures with 10 points, while Hank Thorns totaled a game-high 10 assists.

BYU shot lights-out in the first half to put TCU in a big hole early. After the Frogs scored the first bucket on a

Moss layup, the Cougars exploded for a 25-5 run to lead by a score of 25-7 just over nine minutes into the game. The squad hit four 3-pointers in the stretch.

Despite the large early deficit, TCU did not quit, responding with nine straight points over the next minute to cut the lead back to single digits, 25-16. Moss scored seven on a 3-pointer and a pair of layups.

Trailing by 17 at intermission, 47-30, TCU came out of the locker room firing. The squad was able to trim the lead to only 12 points early in the stanza with the help of three consecutive 3-pointers before BYU locked down the decision. The Cougars forced their way to the free throw line, going 16-of-19 at the stripe in the period while finishing the contest 21-of-26.

TCU-BYU POSTGAME NOTES

► Ronnie Moss led TCU with 27 points, his fifth 20-point performance this season and the 15th of his career. The total also equaled his team-season high set during the Jan. 12 win over Wyoming.

► Moss climbed into 22nd place on TCU's career scoring chart, passing by No. 24 Ricky Hall (1,060), No. 23 Jeff Jacobs (1,081) and No. 22 Ricky Hall (1,084). Moss now has 1,085 career points.

► Hank Thorns totaled 10 assists, his MWC-leading fifth game with double figures in dimes.

► Thorns also matched a career high with seven rebounds. He led the Frogs in boards for the first time this season.

► TCU's 11 turnovers marked its second-lowest total this season away from Fort Worth. The Frogs had only five during a Dec. 30 loss at Tulsa.

KEY FIGURES

► TCU is 10-0 when scoring more than 70 points and 0-10 when scoring fewer than 70.

► TCU is 10-1 when outshooting at a higher rate from the field than its opponents.

► TCU is 8-1 when outrebounding the opponent.

► The Frogs are 9-1 when holding the lead at halftime.

MILESTONE WATCH

► Ronnie Moss needs only three assists to tie Brent Atwater for ninth place (321) on TCU's career assists list.

► Moss is 13 points shy of Brent Hackett and Junior Blount (1,098) for 20th place on TCU's career scoring chart and 16 shy of No. 19 James Penny (1,101).

GUARDING THE ARC

TCU has done a solid job of guarding opponents' outside scoring threats this season, leading the MWC and ranking No. 27 nationally in 3-point field-goal defense at 30.3%.

► The Frogs also lead the MWC in conference-games only with an opponent rate of only 26.7%.

► TCU has held teams to under 30.0% shooting in 10 games and under 20.0% five times.

► The Frogs ranked No. 5 in the league last season with an opponent 3-point rate of 34.0%.

TCU HORNED FROG HEAD COACH

JIM CHRISTIAN

3rd Year at TCU • 9th Overall
37-46 TCU • 175-104 Overall



- Became the 19th head coach in TCU history March 29, 2008.
- Has coached three Frogs to four All-Mountain West Conference honors in his two seasons.
- Previously spent six seasons as head coach at Kent State.
- Posted a 138-58 record with the Golden Flashes, winning at least 20 games in each of his six seasons.
- Guided Kent State to MAC regular-season and tournament championships and NCAA Tournament berths in both 2006 and 2008.
- Two-time MAC Coach of the Year (2006, 2008).
- The squad won four MAC East Division championships (2003, 2004, 2006, 2008) and finished no lower than second during his tenure.
- Took the Flashes to the NIT in each of his first three seasons (2003, 2004, 2005).
- Named National Rookie Coach of the Year in 2002-03 by *Basketball Times*.
- Prior to being named head coach, served one season as an assistant to former Kent State coach Stan Heath in 2001-02, helping the Flashes reach the Elite Eight round of the NCAA Tournament.
- Also previously served as an assistant at Pittsburgh (1996-99), Miami (Ohio) (1995-96), Western Kentucky (1994-95, 1990-92) and St. Francis (Pa.) (1992-94).
- In addition to coaching on the college level, spent two years at Octagon Sports Marketing and Management (1999-2001) as a college basketball talent evaluator.
- Is the only collegiate basketball coach in the country to have coached two NFL Pro Bowlers in San Diego Chargers tight end Antonio Gates (former Kent State forward) and Washington Redskins linebacker London Fletcher-Baker (former St. Francis forward).

CHRISTIAN YEAR-BY-YEAR

Year	School	Overall	MAC	Finish
2002-03	Kent State	22-9 (.710)	12-6 (.667)	1st (East) *
2003-04	Kent State	22-9 (.710)	13-5 (.722)	1st (East) *
2004-05	Kent State	20-13 (.606)	11-7 (.611)	2nd (East) *
2005-06	Kent State	25-9 (.735)	15-3 (.833)	1st (East) ! \$ #
2006-07	Kent State	21-11 (.656)	12-4 (.750)	2nd (East)
2007-08	Kent State	28-7 (.800)	13-3 (.813)	1st (East) ! \$ #
Totals	6 Years	138-58 (.704)	76-28 (.731)	3*, 2!, 2\$, 2#

Year	School	Overall	MWC	Finish
2008-09	TCU	14-17 (.452)	5-11 (.313)	7th
2009-10	TCU	13-19 (.406)	5-11 (.313)	7th
2010-11	TCU	10-9 (.526)	0-0 (.000)	N/A
Totals	3 Years	37-46 (.446)	10-22 (.313)	N/A
Overall	9 Years	175-104 (.627)	86-50 (.632)	3*, 2!, 2\$, 2#

* - NIT berth ! - MAC regular-season title \$ - MAC tourney title # - NCAA bid



MOUNTAIN WEST CONFERENCE

2010-11 STANDINGS (through games of Jan. 21)

Table with 5 columns: Team, MWC, Pct, All, Pct. Lists standings for various teams including San Diego State, BYU, Colorado State, etc., with TCU at the bottom.

TCU'S MWC/NCAA TEAM STATS RANKINGS

Table with 4 columns: Category, Figure (C/O), MWC (C/O), NCAA*. Lists various stats like Scoring Offense, Scoring Defense, FG Pct., etc.

TCU'S INDIVIDUAL STATS RANKINGS

Table with 4 columns: Category, Figure (C/O), MWC (C/O), NCAA*. Lists individual player stats for Ronnie Moss, Garlon Green, Hank Thorns, etc.

C/O refers to stats and rankings in conference games only. *NCAA stats rankings through games of Jan. 16.

TOO TUFF TO HANDLE

Ronnie Moss, nicknamed "Tuffy," entered his junior season with a spot among the top returning players in the Mountain West Conference after being named second-team All-MWC a year ago.

Moss has picked up right where he left off from a scoring standpoint from a season ago, averaging a team-best 15.9 points, which ranks No. 3 in the MWC.

Moss is averaging 23.7 ppg and 7.3 rpg over the last three contests while shooting 52.7% from the field. He ranks No. 2 in scoring in MWC games only at 17.8 ppg.

Moss has paced TCU in scoring twice as many times (10) of any other player and also leads the team in double-figure scoring outings with 16.

As a sophomore, Moss led TCU and ranked fourth in the Mountain West Conference with a scoring average of 14.9 ppg. He reached double figures in 25 of 32 games and scored 20-plus points on eight occasions.

Moss also has shown the ability to dish to his teammates. He led the MWC in 2009-10 and ranked No. 10 nationally at 5.9 apg while totaling at least five dimes in 23 of 32 contests.

Last year, Moss became the first Frog to lead the team in both scoring and assists since Corey Santee (2001-02).

Despite handing off point guard duties to newcomer Hank Thorns this season, Moss still averages 3.5 assists, which is sixth in the MWC.

Moss moved into 10th place on TCU's career assists chart this season during the Nov. 16 win over SMU, passing up former Frog great Dennis Nutt (256).

With his 1,000th point Jan. 5 vs. San Diego State, Moss became the 30th 1,000-point scorer in program history. He currently ranks No. 22 (1,085).

Moss is only the fifth Frog with 1,000 points and 300 assists in a career. The exclusive list includes:

Table with 3 columns: Player (Years), Points (Rnk), Assists (Rnk). Lists Darrell Browder, Jeff Jacobs, Mike Jones, Corey Santee, and Ronnie Moss.

A THORNS IN THEIR SIDE

Hank Thorns, in his first season as TCU's point guard, has provided an instant impact in his first season on the court for the Frogs. Thorns sat out a year ago as a transfer from Virginia Tech, where he played two seasons from 2007-09.

Thorns leads the MWC in assist average (6.03 apg) and ranks No. 22 nationally. He has five games of 10 helpers, three more than any other player in the conference.

Thorns is on pace to finish among the top-5 players in TCU history in single-season assists.

Further proof of Thorns' ball handling ability is his 2.30 assist-turnover ratio, which ranks No. 2 in the MWC and No. 62 nationally.

Thorns does more than just dish the rock. He also leads the team in steals (1.16 spg), is third among active players in scoring (9.1 ppg) and is fifth in rebounding (3.1 rpg).

A native of Las Vegas, Thorns appeared in 65 games with 15 starts over his two seasons as a Hokie, helping the squad reach the semifinals of the 2009 NIT. As a freshman, he averaged 4.6 points and 2.0 boards per game while dishing out a VT-freshman record 113 assists.

Prior to his time with the Hokies, Thorns was a standout prep player at Las Vegas' Valley High School, where he earned first-team all-state honors as a junior and senior. He led the city of Las Vegas in scoring as a senior and was second in rebounding with averages of 27.8 points and 12.5 boards per contest.

SEEING GREEN

Garlon Green has put together a fast start to his second season, ranking second on the squad in scoring (11.7 ppg), rebounding (4.4 rpg) and field-goal percentage (52.4%). He tops the MWC in 3-point percentage (50.0%).

Green's game has experienced a major jump from his freshman to sophomore seasons. He averaged just 4.3 points and 2.4 boards per contest in 2009-10. He shot only 40.6% from the field and 18.9% beyond the arc.

Green has made 24 of his 38 career 3-pointers over the last 12 contests, equaling his career high of three treys six times during the stretch.

Green has shot at least 50.0% overall from the field 13 times in TCU's 20 contests.

Green has led TCU in scoring four times and has scored in double figures 15 times.

THORNS NAMED COUSY AWARD CANDIDATE

Hank Thorns was one of 66 players named national candidates for the 2011 Bob Cousy Award, the Naismith Memorial Basketball Hall of Fame announced Dec. 20. The annual award, named for Hall of Famer and former Boston Celtic Bob Cousy, recognizes the nation's top point guard.

This original list of candidates has since been narrowed down to 20 finalists. A Blue Ribbon Selection Committee will ultimately choose the winner.

Both of the Hall of Fame committees are made up of top college basketball personnel including media members, head coaches, Sports Information Directors and Hall of Famers. The winner of the 2011 Bob Cousy Award will be presented at the Hall of Fame's Class Announcement on Monday April 4 in Houston as part of NCAA Final Four weekend.

J.R.'S ON THE BALL

J.R. Cadot, a junior college transfer from Sheridan College in Wyoming, has provided TCU with an aggressive edge around the basket in his first season on campus.

Cadot leads TCU in field-goal percentage (66.3%) and rebounding (6.2 rpg). He ranks fifth in the MWC in boards and is third in offensive rebounds (2.6 rpg).

Cadot had a stretch of 16 consecutive made field goals from the Nov. 27 win over Houston through the Dec. 8 win at Texas Tech. He also compiled a streak of 22 straight made field goals at home between the Houston contest the Dec. 28 win over Chicago State.



▶ Cadot is shooting 80.9% (38-of-47) from the field at home this season.

▶ Cadot has led TCU in rebounding 10 times this season and is tied with Hank Thorns for the team lead with two double-doubles.

▶ Cadot has been perfect from the field five times.

▶ Cadot's five steals in the Nov. 21 win over Bradley marked the most by a TCU player in a game since former Frog Zvonko Buljan totaled five against Air Force on Feb. 18, 2009.

▶ Against San Diego State on Jan. 5, Cadot pulled down 10 of his career-best 12 rebounds on the offensive end. He became the first Frog with double-figure offensive boards since Marlon Dumont against Northwestern State on Nov. 21, 2001 (10).

NIKO PART I

Nikola Cerina opened his sophomore season in a slump following a breakout freshman season in 2009-10, but he has since started to round into form since the opening of conference play.

▶ Cerina has started each of the last three contests for the Frogs and has scored in double figures twice in the last five games. He is shooting 51.7% from the field.

▶ Cerina reached double figures only once in TCU's first 15 games of the season. He shot only 35.4% in the opening stretch of the season.

▶ Cerina experienced a solid debut season in 2009-10 while becoming the first international true freshman ever to hit the court for the Frogs.

▶ Cerina started 16 of the last 17 games in which he appeared and ended the season on a high note, averaging 12.0 ppg over his last five outings.

NIKO PART DEUCE

Nikola Gacesa, a transfer from Florida International, made his TCU debut at the Hall of Fame Tip-Off Classic. Nicknamed "Deuce" for sharing a first name with TCU teammate Nikola Cerina, Gacesa sat out the first three games after injuring his ankle days prior to the season's start. He has started 14 contests.

▶ Gacesa has scored in double figures three times, including season-high 12-point performances against both USC and Northern Iowa.

▶ After playing only four minutes in his Frog debut against Rider, Gacesa earned the start during TCU's win over Bradley, totaling 11 points and four rebounds.

▶ Gacesa appeared in 83 games with 45 starts over four seasons at FIU. He scored in double figures 22 times.

▶ As a junior in 2008-09, Gacesa averaged 10.0 ppg and 4.6 ppg for the Owls, ranking fifth and fourth on the team in the two respective categories.

▶ One of only two seniors on this season's TCU squad along with Greg Hill, Gacesa was allowed to transfer without sitting out a year after earning his degree from FIU with one year of eligibility remaining. He received a medical hardship waiver after missing all but two games last year for the Owls due to a knee injury.

FIELDS MAKING EARLY IMPACT

Amric Fields has played like anything but a true freshman so far in his first season on campus.

▶ Fields is fourth among active players on the team in scoring (7.7 ppg) with a shooting rate of 50.8%, including 39.1% from beyond the arc. He also leads the team in blocked shots (0.6 bpg).

▶ Fields has totaled eight or more points nine times with five double-digit outings.

▶ Fields recorded 18 points in his career debut Nov. 12 vs. Jackson State.

▶ Fields scored a TCU-season-best 26 points in his first career start Dec. 28 vs. Chicago State.

▶ Fields arrived at TCU as one of the top prep players from the state of Oklahoma. He garnered first-team All-Oklahoma Class 6A honors as a senior while averaging 19.3 points and 9.2 rebounds per game for Oklahoma City's Putnam West High School.

HOME SWEET HOME AT THE DMC

The Frogs have notched 426 triumphs in the 49-year history of Daniel-Meyer Coliseum and have posted a winning percentage of .630 (426-250) on their home court.

Over the past 15 seasons, the Frogs have accumulated a 178-78 (.695) overall record at the DMC while posting at least 10 victories on their home court on 11 occasions.

AGAINST THE RANKED

TCU has faced three ranked teams this season in Mountain West Conference play in No. 6 San Diego State, No. 9 BYU and No. 25 UNLV.

▶ TCU's back-to-back games against SDSU and UNLV earlier this season marked the fourth time in the last calendar year that the Frogs had played nationally ranked teams in consecutive contests, a period of 28 games.

▶ Prior to the stretch, TCU had not played rated foes back-to-back since the 2002-03 season.

▶ To show the recent strength of the Mountain West Conference, TCU faced six ranked opponents in 2009-10, its most in a season since 1997-98. The Frogs could have six such contests again this season.

HELPING OUT

TCU's assist numbers this season have taken a jump with the arrival of transfer point guard Hank Thorns to the fold.

▶ TCU has totaled at least 17 assists in seven games this season, compared to only eight times all of last season.

▶ Thorns had 10 assists in three of the opening four games to become the first Frog with three double-digit assist totals in a four-game stretch since former TCU great Prince Fowler in 1998-99. He leads the MWC with five such performances overall this season.

▶ Combined with Ronnie Moss' four games of 10-plus dimes last season, the Frogs have had a player in double figures nine times in the last 47 games.

▶ Prior to Moss last season, no TCU player had reached 10 assists in 161 games dating back to Corey Santee (10) vs. UTA on Nov. 19, 2004. Looking back further, only Santee had done it in 236 games, which stretched back to the 2001-02 campaign.

TCU'S RECORD WHEN...

Table with 2 columns: Record Category and Record Value. Includes months (November 5-2, December 4-3, etc.), On Television (3-6), Leading at the half (9-1), etc.

2010-11 LEADERS

Table with 3 columns: Player Name, Points, Rebounds, Assists. Includes Moss (10) Green (4) Yeager (3), Fields (2) Cadot (1) Thorns (1), etc.



INDIVIDUAL CAREER HIGHS

POINTS
Moss - (1/30/10 vs. New Mexico) 30
Fields - (12/28/10 vs. Chicago State) 26
Hill - (2/6/10 at Air Force) 23
Gacesa - (2/5/09 at Louisiana-Lafayette) 22
Cerina - (2/13/10 at Wyoming) 21
Green - (12/21/10 vs. N'western State) 21
Cadot - (12/28/10 vs. Chicago State) 19
Thorns - (1/2/11 at Rice) 18
Ray - (11/16/10 vs. SMU) 5
Kone - (11/12/10 vs. Jackson State) 1
Bavcevic -
Clark -
Montigel -
Price -

REBOUNDS

Cadot - (1/5/11 vs. San Diego State) 12
Gacesa - (2/13/08 vs. UALR) 11
Moss - (1/12/15 vs. Wyoming) 10
Cerina - (2x; last 12/30/09 vs. Northern Colorado) 9
Green - (3x; last 1/5/11 vs. San Diego State) 8
Thorns - (2x; last 1/18/11 at BYU) 7
Fields - (11/16/10 vs. SMU) 6
Hill - (12/23/09 at Houston) 6
Ray - (11/27/10 vs. Houston) 5
Bavcevic - (2/24/10 at UNLV) 2
Kone - (3x; last 1/15/11 at Colorado State) 1
Price - (12/28/10 vs. Chicago State) 1
Clark -
Montigel -

ASSISTS

Moss - (11/24/09 vs. Texas State) 12
Thorns - (5x, last 1/18/11 at BYU) 10
Cadot - (11/12/10 vs. Jackson State) 5
Hill - (12/20/09 vs. St. Gregory's [Okla.]) 4
Bavcevic - (2/24/10 at UNLV) 3
Gacesa - (1/29/09 at New Orleans) 3
Green - (3x; last 1/12/11 vs. Wyoming) 3
Cerina - (3x; last 1/16/10 at San Diego State) 2
Fields - (2x; last 1/18/11 at BYU) 2
Ray - (4x; last 1/8/11 at UNLV) 1
Clark -
Kone -
Montigel -
Price -

STEALS

Thorns - (2/20/08 at Maryland) 6
Cadot - (11/21/10 vs. Bradley) 5
Moss - (1/12/11 vs. Wyoming) 4
Gacesa - (2x; last 11/27/10 vs. Houston) 3
Green - (2/27/10 vs. Colorado State) 3
Cerina - (4x; last 11/16/10 vs. SMU) 2
Fields - (4x; last 1/15/11 at Colorado State) 2
Hill - (6x; last 12/28/10 vs. Chicago State) 2
Bavcevic - (2/24/10 at UNLV) 1
Ray - (11/12/10 vs. Jackson State) 1
Clark -
Kone -
Montigel -
Price -

BLOCKED SHOTS

Cerina - (2x; last 2/2/10 at BYU) 3
Gacesa - (2x; last 2/20/08 at Florida Atlantic) 3
Cadot - (11/21/10 vs. Bradley) 2
Fields - (3x; last 12/1/10 vs. Prairie View A&M) 2
Green - (2x; last 12/1/09 vs. Prairie View A&M) 2
Bavcevic - (1/12/11 vs. Wyoming) 1
Hill - (4x; last 11/20/10 vs. Rider) 1
Moss - (8x; last 1/12/11 vs. Wyoming) 1
Thorns - (3/19/08 vs. Morgan State) 1
Clark -
Kone -
Montigel -
Price -
Ray -

GOOD THINGS COME IN 3's

TCU is off to a solid start with its outside shooting this season. The Frogs are averaging 7.00 3-pointers made per contest, which ranks second in the MWC. The squad's 36.5% shooting percentage is fourth in the league.

TCU has made 10 or more 3-pointers five times and has shot 50.0% or better four times.

TCU has made 33 more treys than its opponents this season and is holding foes to only 30.3% shooting.

Garlon Green (50.0%, No. 1 in MWC) and Amric Fields (39.1%) lead TCU in 3-point shooting percentage, while Ronnie Moss is making a team-best 1.9 treys per game.

TCU has made at least one 3-pointer in 392 consecutive games dating back to the 1997-98 campaign. The last time the Frogs failed to connect on a trey came against LIU-Brooklyn on November 22, 1997.

TCU has connected on at least one 3-pointer in 608 of their last 609 games. Prior to a failed connection against LIU-Brooklyn, TCU made at least one trey in 217 consecutive games dating back to Feb. 11, 1990, when Texas held the Frogs without one.

HIGH-SCORING HOMESTAND

TCU posted some solid offensive figures in back-to-back home wins over Northwestern State (Dec. 21) and Chicago State (Dec. 28).

The Frogs set the top two scoring performances in regulation contests in the Jim Christian era with 99 points vs. Chicago State and 96 vs. Northwestern State.

TCU scored 90 or more points in consecutive contests for the first time since back-to-back 100-point efforts in 2002-03 vs. Grambling State (103) and Centenary (102).

The squad combined to shoot 57.3% from the field overall and 50.0% from beyond the arc.

Six Frogs averaged double figures, led by Garlon Green (18.8 ppg) and J.R. Cadot (17.0 ppg). The two Frogs combined to shoot 26-of-34 from the field (76.5%).

TCU posted a +13.0 average rebounding margin.

WINNING THE IN-STATE BATTLE

TCU finished the regular season 4-1 against teams from the state of Texas following victories over SMU, Houston, Prairie View A&M and Texas Tech. The only loss came in the non-conference finale at Rice.

TCU's five games this season against Texas foes marked its second-fewest total ever. The Frogs played only three in-state teams in 2008-09.

A TALE OF TWO HALVES

Since Jim Christian took over the reigns of the TCU men's basketball program, the Frogs have posted a 30-4 overall record when holding the lead heading into intermission. The Frogs were 12-2 when holding the halftime advantage a season ago and are 9-1 so far in 2010-11.

EXTRA FRAMES

The Frogs have posted an all-time record of 44-59 (.427) in overtime games and 33-27 (.550) in overtime games at Daniel-Meyer Coliseum. TCU is a combined 4-0 in games that last past two overtimes in its history.

FROGS GO 2-2 IN HALL OF FAME TIP-OFF

TCU posted a 2-2 record while competing in the 27th annual Hall of Fame Tip-Off Classic early this season. The Frogs went 1-2 in games held Nov. 20-22 in Springfield, Mass., while playing against Rider (L, 61-76), Bradley (W, 74-68) and UMass (L, 48-67). The squad evened up its record with an 81-69 home win over USC on Nov. 29.

Other teams competing in the tournament included: Loyola Marymount, New Mexico State, LeMoyn, Lyndon State and American International College. TCU was the only team to play three games in consecutive days in Springfield, Mass.

In addition to the tournament's competition, a banquet was held Nov. 19 at the Naismith Memorial Basketball Hall of Fame in Springfield, which gave the Frogs an opportunity to tour the historic facility. Among the collection of memorabilia was a photograph of Frog alum Dr. James Cash Jr., who became the first black college basketball player to sign with a Southwest Conference team in 1969.

FAST START FOR FROG OFFENSE

TCU posted some eye-popping offensive numbers in its first two wins of the season at home against Jackson State and SMU.

TCU shot above the 53.0% mark in consecutive contests for the first time since the 1999-2000 season (vs. Dec. 30 vs. Grambling State; Jan. 3 vs. North Texas).

TCU shot above the 55.0% mark from 3-point range in consecutive games (10 or more makes) for only the second time in school history and the first time since the 1997-98 season (Dec. 6 vs. Morgan State; Dec. 9 vs. North Texas).

TCU made 11 shots from 3-point range in consecutive games for the first time since the 2004-05 season (at Western Michigan -14; at Maryland-11).

INTERNATIONAL FLAVOR

TCU features five international players on its 2010-11 roster, a figure that leads all Mountain West Conference teams. The five Frogs hail from Croatia (Bavcevic), the Bahamas (Cadot), Mali (Kone) and Serbia (Cerina, Gacesa). Wyoming (four) boasts the second-most foreign players in the league.

TCU TO HONOR JAMES CASH ON JAN. 29

TCU will celebrate the career of former Horned Frog great James Cash Jr. with a special ceremony during the team's Jan. 29 home matchup against Air Force.

Cash, who became the first African American to play in the Southwest Conference while lettering for TCU from 1967 through 1969, will have his jersey, No. 54, honored at halftime of the matchup against the Falcons.

Cash, one of only 30 players in TCU history to reach the 1,000-point milestone, finished his career in fifth place on the Frogs' all-time scoring list. He still sits fourth on the program's career rebounding chart with 856, an average of 11.6 boards per game. A product of Terrell High School in Fort Worth, Cash helped the Frogs win the 1967-68 SWC championship and advance to the second round of the NCAA Tournament. He also was a standout in the classroom, earning Academic All-America honors during his stint at TCU, and was later inducted into the TCU Letterman's Hall of Fame in 1984.



In addition to his basketball accomplishments as a Frog, Cash put together an accomplished career off the court following his athletic career. After receiving his bachelor's degree in math from TCU and both a master's in computer science and a Ph.D. from Purdue, he became the first African American Full Professor at the Harvard Business School, where he helped build the school's curriculum in the area of computer-based technology. He later served as chairman of the Harvard M.B.A. program from 1992 to 1995 and senior associate dean for Harvard Business School Publishing from 1998 until his retirement in 2003.

Cash currently is a member of the board of directors of several well-known corporations, including General Electric, Wal-Mart and The Chubb Corporation. In the past he served on the boards of Alcon Labs, Tandy Corp (later renamed Radio Shack), Microsoft and Knight Ridder, the former owner of the Fort Worth Star-Telegram. He kept true to his basketball roots in 2003, when he joined the group that purchased the Boston Celtics.

FAMILY TIES

The Frogs have four players with family ties to professional and collegiate backgrounds in Hank Thorns, Garlon Green, Marin Bavecic and Thomas Montigel.

Thorns' father, Henry, was a standout on the football field for UNLV before playing professionally in the Canadian Football League.

Thorns' cousin, C.J. Watson, played four seasons at Tennessee where he graduated ranked second in program history in assists and steals. Currently, Watson is a member of the Chicago Bulls.

Green's brother, Gerald Jr., went directly from high school to the NBA and was drafted by the Boston Celtics with the 18th overall selection in the 2005 NBA Draft. Currently, Green is playing professionally in Russia.

Bavecic's father, Niksa, is the head coach for TROGIR ZP, which is one of the best teams in Croatia's A-1 League.

Montigel's father, Bill, is in his 23rd season as TCU's men's golf coach. Prior to his current role, he served eight seasons as an assistant basketball coach and top recruiter at TCU under legendary former head coach Jim Killingsworth.

Several of Bill Montigel's recruits were key performers on the Frogs' back-to-back Southwest Conference championship teams in 1986 and 1987, including TCU Hall of Famer Jaime Dixon, who is now the head coach at Pitt.

NEW SEASON, NEW TEAM

TCU faces the challenge of having to build chemistry with a new team in 2010-11 after losing eight players and returning only six who saw action last season.

While leading scorer Ronnie Moss (14.9 ppg) returns to the fold, the Frogs will need to replace their other two double-figure producers in Zvonko Buljan (12.2 ppg) and Edvinas Ruzgas (10.7 ppg), as well as their top-two rebounders in Buljan (8.6) and Kevin Butler (4.6 rpg). Overall, players who accounted for 97 of the team's 160 starts from last year are no longer on the roster.

While TCU may appear to be thin on experience, six other players on the roster do have college playing experience, including three transfers from Division I programs in Hank Thorns, Nikola Gacesa and Andre Clark.

NEW FACE ON THE BENCH

TCU had one change to its coaching staff in the off-season with the addition of assistant coach Armon Gates. Gates replaced Jean Prioleau, who took a position on the Colorado staff.

Gates previously spent two seasons as an assistant at Kent State. In his final season, Gates helped the Flashes with the MAC regular-season title and reach the second round of the NIT. Prior to his assistant role at Kent, he spent one season as a graduate assistant at Western Kentucky.

As a player, Gates spent four seasons at Kent State playing under head coach Jim Christian, tallying 804 career points. He helped the Golden Flashes post an 88-42 overall record and three post-season appearances, including an NCAA Tournament berth in 2006. Gates concluded his career tied for second on the program's all-time 3-pointers list.

TWENTY TV GAMES ON TAP THIS SEASON

TCU will have 20 games, including all 16 Mountain West Conference contests, televised during the 2010-11 season. The MountainWest Sports Network (The Mtn.; DirecTV ch. 616) will carry 17 games, two will air on CBS College Sports (DirecTV ch. 613; Dish ch. 152) and the remaining contest will be on FSN Midwest (DirecTV ch. 671; Dish ch. 5418).

Three home non-conference games will air on The Mtn. against SMU (Nov. 16), USC (Nov. 29) and Northern Iowa (Dec. 4) followed by 14 MWC contests on the network. The Frogs will square off against Air Force (Jan. 29) and New Mexico (Feb. 26) on CBS College Sports, which will both be played at Daniel-Meyer Coliseum. FSN Midwest will broadcast TCU's Dec. 11 road game at Nebraska.

In addition, every game from the MWC Tournament will be broadcast on The Mtn., CBS College Sports and VERSUS.

FROGS PICKED SEVENTH IN MWC PRESEASON POLL

TCU was selected to finish seventh in the Mountain West Conference preseason media poll, which was announced at the league's media day being held in Denver. The Frogs received 92 points to finish ahead of Wyoming (88) and Air Force (35). San Diego State totaled 261 points and 21 first-place votes while being tabbed the league favorite.

Preseason MWC Poll

Table with 3 columns: Rk., Team (1st-place votes), Points. Lists teams from San Diego State (21) to Air Force (35).

Note: Coaches do not vote for their own teams.

Preseason All-MWC Team

Table with 4 columns: Name, Class, Position, Institution. Lists players like Jimmer Fredette, Dairese Gary, Kawhi Leonard, Malcolm Thomas, Tre Von Willis.

Player of the Year: Jimmer Fredette, Sr., G—BYU
Newcomer of the Year: Drew Gordon, Jr., F—New Mexico
Freshman of the Year: Kyle Collinsworth, Fr., G—BYU

ASSOCIATED PRESS POLL

ASSOCIATED PRESS POLL — JAN. 17

Table with 4 columns: No., School (1st place votes), Record*, Points. Lists schools from Ohio State (49) to Cincinnati (16-2).

Others receiving votes:

Temple 99, Georgia 89, Kansas State 86, Gonzaga 84, Colorado 78, UNLV 76, Arizona 70, Florida State 64, Vanderbilt 46, Florida 42, St. John's 27, Missouri State 25, Utah State 22, Baylor 18, UCF 10, Southern Miss 8, Marquette 7, Wichita State 6, James Madison 4, Butler 2, North Carolina 2, Penn State 1, Coastal Carolina 1.

USA TODAY/ESPN POLL

USA TODAY/ESPN POLL — JAN. 17

Table with 4 columns: No., School (1st place votes), Record*, Points. Lists schools from Ohio State (28) to Arizona (15-3).

Others receiving votes:

West Virginia 54, Georgia 52, Temple 44, Cincinnati 42, Gonzaga 39, Utah State 24, Colorado 23, UCF 18, UNLV 8, Vanderbilt 8, Baylor 8, Missouri State 8, Florida 8, Wichita State 8, Florida State 4, Southern Miss 3, Butler 3, James Madison 2, Memphis 1, Belmont 1.

*-Records as of date of poll release.



TOUGH SCHEDULE ON HORIZON

TCU's 2010-11 schedule features 11 post-season tournament teams and 11 games against teams ranked in the top-75 in last season's final RPI standings, including nine against squads that ranked in the top-50.

- ▶ Nine opponents totaled at least 25 victories a season ago, while 18 games will be against programs that notched at least 17 triumphs.
- ▶ Six opponents (10 games) reached the NCAA Tournament: Houston (first round), Northern Iowa (Sweet 16), UNLV (first round), New Mexico (second round), San Diego State (first round) and BYU (second round).
- ▶ Three teams participated in the NIT: Jackson State (first round), Texas Tech (quarterfinals) and Tulsa (first round).
- ▶ Colorado State participated in the CBI tournament.
- ▶ Four opponents won league championships: New Mexico (MWC regular season), San Diego State (MWC tourney), Houston (Conference USA tourney) and Northern Iowa (Missouri Valley regular season, tourney).

JIM CHRISTIAN SHOW SET TO BEGIN JAN. 6

Location and a five-date schedule have been announced for the 2011 edition of the Jim Christian Radio Show. The program, which is set to debut on Jan. 6 at 6 p.m. will broadcast live on select Thursdays during the second half of the season at Buffalo Bros., near the TCU campus.

Hosted by TCU play-by-play announcer Brian Estridge, the Jim Christian Radio Show is an hour-long radio program featuring TCU head coach Jim Christian and select Horned Frog player guests. The show will air live throughout the Mountain West Conference portion of TCU's 2010-11 schedule on both 1460 AM KCLE and 88.7 FM KTCU, in addition to being streamed on-line at GoFrogs.com.

Fans are encouraged to attend the broadcast. Buffalo Bros. is located just outside the TCU campus at 3015 South University Drive in Fort Worth.

Jim Christian Radio Show Dates

- Jan. 6 - 6-7 p.m.
- Feb. 17 - 6-7 p.m.
- Jan. 20 - 6-7 p.m.
- March 3 - 6-7 p.m.
- Feb. 3 - 6-7 p.m.

TCU BIG EAST BOUND

On Nov. 29, 2010, TCU's Board of Trustees unanimously approved an invitation to join the Big East Conference in all sports beginning with the 2012-13 academic year. TCU will become an official member of the Big East on July 1, 2012.



Current Big East members in basketball are Cincinnati, Connecticut, DePaul, Georgetown, Louisville, Marquette, Notre Dame, Pittsburgh, Providence, Rutgers, Seton Hall, South Florida, St. John's, Syracuse, Villanova and West Virginia.

The Big East provides TCU's athletics program television exposure through ESPN, CBS Sports and SportsNet New York (SNY). The Big East has the longest standing continuous relationship of any league with CBS Sports.

In adding TCU and the nation's fifth-largest television market, the Big East Conference further strengthens its footprint on the national television scene. Big East markets already contained almost one-fourth of all television households in the United States. Big East institutions currently reside in nine of the nation's top-35 media markets, including New York, Chicago, Philadelphia, Washington, D.C., Tampa, Pittsburgh, Hartford, Cincinnati and Milwaukee.

The Big East sponsors all of the sports TCU currently fields in the Mountain West Conference.

THE LAST TIME...

	TCU	OPPONENT
Scored 100+ points	108 vs. Texas State (11/24/09)	107 vs. BYU (3/6/10)
Scored 41 to 50 points	49 at UNLV (1/8/11)	50 vs. Air Force (1/6/10)
Scored 40 or fewer points	36 at Air Force (3/5/08)	37 vs. Colgate (12/30/08)
60%+ Field Goals	.610 (25-41) at Air Force (2/6/10)	.604 (32-53) at Colorado State (1/15/11)
90%+ Free Throws (min. 10 made)	.933 (14-15) vs Utah (02/10/10)	.958 (23-24) at Texas Tech (12/8/10)
80%+ 3-Pointers (min. 10 made)	.875 (7-8) vs. Stephen F. Austin (12/8/03)	Never
70%+ 3-Pointers (min. 10 made)	.739 (17-23) at UNLV (3/13/08)	Never
60%+ 3-Pointers (min. 10 made)	.611 (11-18) vs. SMU (11/16/10)	Never
10+ 3-Pointers	10 vs. Wyoming (1/12/11)	11 at Nebraska (12/11/10)
15+ 3-pointers	15 vs. UNLV (1/10/09)	15 vs. Texas State (11/24/09)
60+ Rebounds	63 vs. Grambling State (12/30/02)	61 at SMU (1/25/97)
50+ Rebounds	59 vs. Rice (11/13/07)	50 vs. Oklahoma (12/2/07)
30+ Assists	39 vs. Central Oklahoma (12/9/00)	34 at South Florida (1/5/02)
20+ Assists	21 vs. Wyoming (1/12/11)	22 at Colorado State (1/15/11)
20+ Steals	30 vs. Arkansas-Pine Bluff (12/30/00)	20 vs. Air Force (1/21/10)
15+ Steals	16 vs. Jackson State (12/27/07)	15 at UAB (3/6/04)
10+ Blocked Shots	10 vs. Southern Miss (1/26/02)	14 vs. Clemson (11/15/08)
10 or Fewer Turnovers	10 vs. Wyoming (1/12/11)	10 at UNLV (1/8/11)
30+ Turnovers	41 vs. Arkansas-Pine Bluff (12/30/00)	30 vs. Grambling State (11/24/06)
Player W/ 40+ Points	42, Junior Blount at Tulane (2/26/02)	45, Jimmer Fredette vs. BYU (3/10/10)
Player W/ 30+ Points	30, Ronnie Ronnie vs. New Mexico (1/30/10)	30, Carl Montgomery vs. Chicago State (12/28/10)
Player W/ 20+ Rebounds	26, Jamal Brown vs. North Texas (12/23/01)	21, Louis Truscott vs. Houston (2/1/03)
Player W/ 15+ Rebounds	17, Zvonko Buljan vs. Cal State Northridge (11/16/09)	15, Andy Ogide vs. Colorado State (2/27/10)
Player W/ 15+ Assists	16, Greedy Daniels vs. Central Oklahoma (12/9/00)	17, Tito Maddux vs. Fresno State (1/10/01)
Player W/ 10+ Assists	10, Hank Thorns at BYU (1/18/11)	10, Desmond Wade at Houston (12/23/09)
Player W/ 10+ Steals	12, Greedy Daniels vs. Arkansas-Pine Bluff (12/30/00)	N/A
Player W/ 5+ Steals	5, J.R. Cadot vs. Bradley (11/21/10)	5, Tre'Von Willis at UNLV (1/8/11)
Player W/ 10+ Blocked Shots	11, Derrick Davenport at Alaska-Fairbanks (11/20/99)	12, Joel Anthony at UNLV (2/7/07)
Player W/ 5+ Blocked Shots	5, Alvarado Parker vs. Colorado State (1/17/07)	5, Magnum Rolle vs. Louisiana Tech (11/28/09)
Player W/ 6+ 3-Pointers	6, Ronnie Moss vs. Wyoming (1/12/11)	6, Kelvin Lewis at Houston (12/23/09)



GAME-BY-GAME RECAPS



TCU 86, JACKSON STATE 62
Fort Worth, Texas (Daniel-Meyer Coliseum)
Nov. 12, 2010

FORT WORTH—TCU won its fifth straight season opener during an 86-62 victory over Jackson State. Ronnie Moss led the Frogs with 20 points, while Amrick Fields totaled 18 in his TCU debut...

Moss, who has made the move from the point over to shooting guard with the arrival of Hank Thorns, had a solid season debut, reaching the 20-point mark for the 11th time in his career.

TCU's outside shooting was only part of the story of the team's strong opening performance. Overall, the squad shot 57.4 percent from the floor and dished out 24 assists.

Fields led TCU's cast of newcomers with a phenomenal freshman debut. He went 7-of-10 from the field in only 24 minutes of action to help account for his 18 points.

JACKSON STATE [0-1]

Table with columns: #, Player Name, FG, 3FG, FT, RB, PF, TP, A, TO, BLK, S, MIN. Lists stats for 13 players and totals.

Summary statistics for Jackson State: TOTAL FG%, 3-Pt. FG%, F Throw %, Deadball Rbs: 1

Officials: Randy McCall, Winston Stith, Darron George. Technical fouls: Jackson State-None. TCU-None. Attendance: 3662

Score by Periods table with columns: 1st, 2nd, Total. Shows scores for Jackson State and TCU.

TCU [1-0]

Table with columns: #, Player Name, FG, 3FG, FT, RB, PF, TP, A, TO, BLK, S, MIN. Lists stats for 14 players and totals.

Summary statistics for TCU: TOTAL FG%, 3-Pt. FG%, F Throw %, Deadball Rbs: 7

Points in the paint-JSU 29,TC 39. Points off turnovers-JSU 3,TC 29. 2nd chance points-JSU 8,TC 2. Fast break points-JSU 7,TC 19.



TCU 84, SMU 64
Fort Worth, Texas (Daniel-Meyer Coliseum)
Nov. 16, 2010

FORT WORTH—Four players scored in double figures as TCU earned its third-straight victory over cross-town rival SMU during an 84-64 victory.

Fresh off a sizzling offensive performance in its season opener, TCU once again lit up the nets. The Frogs shot 53.8 percent (35-of-65) overall from the floor, including 61.1 percent (11-of-18) from 3-point range.

Sammy Yeager and Garlon Green scored 17 points each to lead TCU. Yeager totaled game highs of nine rebounds, all on the defensive end, and four assists while shooting 7-of-14 from the floor.

Hank Thorns recorded his first career double-double with 13 points and 10 assists. It marked the second straight game Thorns reached double figures in helpers after he set a career high with 10 in last Friday's season opener.

TCU took control of the game midway through the first half with a 20-2 run to climb on top by 20 points, 35-25.

SMU [0-2]

Table with columns: #, Player Name, FG, 3FG, FT, RB, PF, TP, A, TO, BLK, S, MIN. Lists stats for 14 players and totals.

Summary statistics for SMU: TOTAL FG%, 3-Pt. FG%, F Throw %, Deadball Rbs: 5

Officials: David Hall, Verne Harris, Tom O'Neill. Technical fouls: SMU-None. TCU-FIELDS, Amric. Attendance: 3937

Score by Periods table with columns: 1st, 2nd, Total. Shows scores for SMU and TCU.

TCU [2-0]

Table with columns: #, Player Name, FG, 3FG, FT, RB, PF, TP, A, TO, BLK, S, MIN. Lists stats for 14 players and totals.

Summary statistics for TCU: TOTAL FG%, 3-Pt. FG%, F Throw %, Deadball Rbs: 0

Points in the paint-SMU 34, TC 36. Points off turnovers-SMU 10, TC 27. 2nd chance points-SMU 3, TC 9. Fast break points-SMU 9, TC 22.



RIDER 76, TCU 61
Springfield, Mass. (MassMutual Center)
Nov. 20, 2010

SPRINGFIELD, Mass.—TCU dropped its first contest of the season to Rider, 76-61, in the team's opening game of the Hall of Fame Tip-Off tournament.

Ronnie Moss scored 15 points to lead TCU, while Garlon Green and Amrick Fields added 13 and 12 points, respectively. Green led the squad with eight rebounds.

Guard Justin Robinson scored a game-high 18 points to pace Rider. Forward Novar Gadsdon and guard Mike Ringgold chipped in 15 and 12 points, respectively.

TCU led by a count of 34-28 at intermission, but Rider came out of the locker room on fire in the second half. The squad made its first 11 shots of the period and 16-of-17 to quickly turn its halftime deficit into a 66-51 edge with eight minutes remaining.

While the Broncos had all the answers on offense, the Frogs struggled to find consistency on defense in the second half after a strong opening period. Robinson scored 12 points in the first 12 minutes of the stanza to turn the contest in the Broncos' favor.

RIDER [3-1]

Table with columns: #, Player Name, FG, 3FG, FT, RB, PF, TP, A, TO, BLK, S, MIN. Lists stats for 14 players and totals.

Summary statistics for Rider: TOTAL FG%, 3-Pt. FG%, F Throw %, Deadball Rbs: 4.1

Officials: Rob Riley, Wally Rutecki, Gary Tracey. Technical fouls: Rider-None. TCU-None. Attendance: 2274

Score by Periods table with columns: 1st, 2nd, Total. Shows scores for Rider and TCU.

TCU [2-1]

Table with columns: #, Player Name, FG, 3FG, FT, RB, PF, TP, A, TO, BLK, S, MIN. Lists stats for 14 players and totals.

Summary statistics for TCU: TOTAL FG%, 3-Pt. FG%, F Throw %, Deadball Rbs: 3.1

Points in the paint-RID 34,TC 30. Points off turnovers-RID 20,TC 19. 2nd chance points-RID 3,TC 17. Fast break points-RID 8,TC 4.



GAME-BY-GAME RECAPS

TCU 74, BRADLEY 68
Springfield, Mass. (MassMutual Center)
Nov. 21, 2010

SPRINGFIELD, Mass.—TCU used some strong second-half defense and a few clutch shots down the stretch to overcome previously unbeaten Bradley, 74-68, in the Frogs' second game of the Hall of Fame Tip-Off Classic held at the MassMutual Center.

With the scored tied at 62-62 with just 1:22 remaining, Hank Thorns hit a clutch 3-pointer to regain the lead for the Frogs in a contest featuring six ties and 10 lead changes. Ronnie Moss had helped TCU overcome a four-point deficit only minutes earlier with three straight buckets, including a coast-to-coast layup after stealing the ball from Bradley's Andrew Warren.

Following Thorns' big trey, TCU got a crucial stop featuring a blocked shot by J.R. Cadot, then iced eight consecutive free throws to put the game out of reach. Thorns made four of the shots, while Nikola Gacasa and Greg Hill accounted for two each. For the game, the Frogs went 16-of-19 (84.2 percent) at the charity stripe.

Thorns notched his second career double-double, and second in three games, with 11 points and 10 assists. He reached double figures in helpers for the third time in TCU's opening four contests. Seven of his points came in the crucial final 1:22 stretch. Sammy Yeager led TCU with a career-best 19 points, Moss added 16 points, six assists and two steals, while Nikola Gacasa, making his first start for TCU, recorded 11 points.

TCU [3-1]

#	Player Name	FG	3FG	FT	RB	PF	TP	A	TO	BLK	S	MIN
15	GACESA, Nikola	f 3-5	0-1	5-6	0-4-4	2	11	0	2	1	1	24
33	GREEN, Garlon	f 3-5	0-0	1-1	0-1-1	4	7	0	1	0	0	24
05	MOSS, Ronnie	g 7-14	2-6	0-0	0-2-2	1	16	6	5	0	0	36
10	THORNS, Hank	g 3-7	1-2	4-4	0-3-3	3	11	10	2	0	1	31
23	CADOT, J.R.	g 2-6	0-0	2-4	3-5-8	2	6	0	0	2	5	31
03	YEAGER, Sammy	8-13	3-6	0-0	0-1-1	3	19	1	2	0	0	24
04	FIELDS, Amric	0-2	0-0	2-2	0-1-1	3	2	0	0	2	0	15
12	CERINA, Nikola	0-1	0-0	0-0	1-1-2	2	0	0	1	0	0	6
25	HILL, Greg	0-1	0-1	2-2	0-0-0	2	0	0	0	0	1	9
TEAM		2-2-4										
Totals		26-54	6-16	16-19	6-20-26	20	74	17	13	5	10	200

TOTAL FG% 1st Half: 13-30 43.3% 2nd Half: 13-24 54.2% Game: 48.1%
 3-Pt. FG% 1st Half: 2-8 25.0% 2nd Half: 4-8 50.0% Game: 37.5%
 F Throw % 1st Half: 4-5 80.0% 2nd Half: 12-14 85.7% Game: 84.2%
 Deadball Rbs: 1

Officials: Brian Kersey, Brian Dorsey, Jim Haney
 Technical fouls: TCU-None. BRADLEY-None.
 Attendance: 1066

Score by Periods

	1st	2nd	Total
TCU	32	42	74
Bradley	31	37	68

BRADLEY [4-1]

#	Player Name	FG	3FG	FT	RB	PF	TP	A	TO	BLK	S	MIN
24	Warren, Andrew	f 8-13	3-4	5-6	4-6-10	1	24	2	4	0	0	37
54	Egolf, Will	f 3-4	0-0	3-3	1-1-2	5	9	0	3	0	0	13
01	Dunson, Dodie	g 3-9	0-3	4-4	3-1-4	0	10	3	2	0	2	29
05	Maniscalco, Sam	g 3-9	2-7	2-3	2-3-5	2	10	3	3	0	0	35
32	Simms-Edwards, D.	g 1-3	0-1	1-1	0-2-2	2	3	2	2	0	0	21
04	Eastman, Jake	0-1	0-0	0-2	1-2-3	0	4	0	0	0	1	20
25	Lemon Jr., Walt	4-9	0-1	2-2	0-1-1	4	10	0	2	1	2	19
34	Knezevic, Milos	0-0	0-0	0-0	0-0-0	0	0	0	0	0	0	0+
41	Thompson, Anthony	0-0	0-0	0-0	0-1-1	0	0	0	0	0	0	9
44	Prosser, Jordan	1-2	0-0	0-2	0-5-5	3	2	0	1	0	0	17
TEAM		1-2-3										
Totals		23-53	5-16	17-23	12-24-36	17	68	14	18	1	5	200

TOTAL FG% 1st Half: 11-20 55.0% 2nd Half: 12-33 36.4% Game: 43.4%
 3-Pt. FG% 1st Half: 2-5 40.0% 2nd Half: 3-11 27.3% Game: 31.3%
 F Throw % 1st Half: 7-12 58.3% 2nd Half: 10-11 90.9% Game: 73.9%
 Deadball Rbs: 4

Points in the paint-TCU 26, BRAD 20. Points off turnovers-TCU 21, BRAD 14
 2nd chance points-TCU 0, BRAD 4. Fast break points-TCU 9, BRAD 4.
 Bench points-TCU 23, BRAD 12. Score tied-6 times. Lead changed-10 times.
 Last FG-TCU 2nd-01:22, BRAD 2nd-00:04.
 Largest lead-TCU by 8 2nd-12:23, BRAD by 4 2nd-04:44.



UMASS 67, TCU 48
Springfield, Mass. (MassMutual Center)
Nov. 22, 2010

SPRINGFIELD, Mass.—TCU dropped a 67-48 decision to UMass in the Frogs' final game at the Hall of Fame Tip-Off Classic.

The Frogs struggled mightily on offense all evening against the Minutemen, making only 15-of-57 shots (29.8 percent), while the squad also turned the ball over a season-high 17 times. On the other end of the court, UMass attacked the paint all day long, outscoring the Frogs 38-24 in the paint.

Junior guard Ronnie Moss led TCU with 10 points, but he shot only 3-of-12 from the field. Freshman forward Amric Fields added nine points, while junior guards Hank Thorns and J.R. Cadot totaled seven points each. Cadot equaled the career-high rebounding total he set during Sunday's win against Bradley with a team-high eight boards.

TCU hung tough against the Minutemen early after a slow start that saw UMass run out to an early 10-2 lead. The Frogs scored 12 of the game's next 14 points to pull on top by two points, 14-12, including four points each by Thorns and Cadot. The game then quickly turned in UMass favor in the form of a 19-2 run. The Frogs were only able to muster a layup by junior guard Sammy Yeager in a stretch of six minutes. The Minutemen eventually built the lead to 17 points at 35-18 before senior guard Greg Hill finished the half with a TCU 3-pointer with only 34 seconds remaining.

UMASS [4-0]

#	Player Name	FG	3FG	FT	RB	PF	TP	A	TO	BLK	S	MIN
02	VINSON, Terrell	f 4-6	1-1	0-3	0-0-0	3	9	2	1	0	1	21
22	CARTER, Sampson	f 3-7	0-1	4-6	3-3-6	3	10	1	2	0	2	25
35	BAILEY, Hashim	c 0-0	0-0	0-0	1-5-6	2	0	2	1	0	0	17
11	CORREIA, Gary	g 2-5	2-3	0-0	1-2-3	0	6	2	1	0	0	19
12	GURLEY, Anthony	g 6-10	0-2	2-2	0-5-5	2	14	1	2	0	0	29
04	TRAYNHAM, Daryl	1-2	0-0	0-0	1-1-2	2	2	1	0	0	0	10
10	FARRELL, Javorn	5-10	0-1	2-2	2-2-4	2	12	0	3	1	3	26
13	LANG, Trey	0-0	0-0	0-0	0-1-1	0	0	0	0	0	0	1
20	COUTURE, Jordan	0-0	0-0	0-0	0-0-0	0	0	0	0	0	0	1
23	CARTER, Sean	1-2	0-0	0-2	1-2-3	2	2	0	0	0	0	14
24	RILEY, Freddie	4-12	1-5	1-2	1-1-2	1	10	1	1	0	1	22
34	PUTNEY, Raphael	1-2	0-1	0-1	0-1-1	1	2	1	2	1	0	6
50	HILL, Matt	0-1	0-1	0-0	0-1-1	0	0	0	0	0	0	9
TEAM		2-7-9										
Totals		27-57	4-15	9-18	12-31-43	18	67	11	13	4	8	200

TOTAL FG% 1st Half: 14-28 50.0% 2nd Half: 13-29 44.8% Game: 47.4%
 3-Pt. FG% 1st Half: 0-4 0.0% 2nd Half: 4-11 36.4% Game: 26.7%
 F Throw % 1st Half: 7-15 46.7% 2nd Half: 2-3 66.7% Game: 50.0%
 Deadball Rbs: 4,1

Officials: John Cahill, John Hughes, Kevin Ferguson,
 Technical fouls: UMass-TRAYNHAM, Daryl. TCU-THORNS, Hank.
 Attendance: 1512.

Score by Periods

	1st	2nd	Total
UMass	35	32	67
TCU	21	27	48

TCU [3-2]

#	Player Name	FG	3FG	FT	RB	PF	TP	A	TO	BLK	S	MIN
15	GACESA, Nikola	f 0-1	0-1	0-0	0-3-3	1	0	0	2	0	0	20
33	GREEN, Garlon	f 1-4	0-1	0-0	0-0-0	3	2	1	1	1	0	20
05	MOSS, Ronnie	g 3-12	0-3	4-6	0-0-0	3	10	2	7	0	1	31
10	THORNS, Hank	g 2-5	1-4	2-2	2-2-4	2	7	1	2	0	1	28
23	CADOT, J.R.	g 2-8	0-1	3-3	2-6-8	0	7	0	2	1	2	24
01	RAY, Jarvis	2-4	0-0	0-1	0-0-0	1	4	0	0	0	0	9
03	YEAGER, Sammy	2-6	0-3	0-1	0-0-0	3	4	0	0	0	0	20
04	FIELDS, Amric	4-8	1-1	0-2	2-1-3	4	9	0	0	0	0	14
12	CERINA, Nikola	0-3	0-1	2-2	2-6-8	3	2	1	2	0	0	20
25	HILL, Greg	1-6	1-5	0-0	1-2-3	1	3	0	1	0	1	14
TEAM		2-3-5										
Totals		17-57	3-20	11-17	11-23-34	21	48	5	17	2	5	200

TOTAL FG% 1st Half: 7-23 30.4% 2nd Half: 10-34 29.4% Game: 29.8%
 3-Pt. FG% 1st Half: 1-9 11.1% 2nd Half: 2-11 18.2% Game: 15.0%
 F Throw % 1st Half: 6-11 54.5% 2nd Half: 5-6 83.3% Game: 64.7%
 Deadball Rbs: 3

Points in the paint-UMASS 38, TCU 24. Points off turnovers-UMASS 19, TCU 9.
 2nd chance points-UMASS 11, TCU 2. Fast break points-UMASS 7, TCU 2.
 Bench points-UMASS 28, TCU 22. Score tied-2 times. Lead changed-2 times.
 Last FG-UMASS 2nd-03:12, TCU 2nd-04:00.
 Largest lead-UMASS by 29 2nd-11:29, TCU by 2 1st-09:33.



TCU 79, HOUSTON 63
Fort Worth, Texas (Daniel-Meyer Coliseum)
Nov. 27, 2010

FORT WORTH—Three Frogs scored in double figures, and TCU earned its first victory over Houston since 2005 during a 79-63 victory over the Cougars at Daniel-Meyer Coliseum.

The Frogs snapped a two-game skid against the Cougars in grand style, recording their second-largest margin of victory ever against UH. TCU led by five points at intermission before putting the game out of reach early in the second half. The Frogs led by as many as 22 points late in the contest.

TCU jumped on top of the Cougars from the game's outset, building an eight-point advantage in the opening five minutes. The Frogs made five of their first six shots from the field, including a pair of baskets each by Green and junior guard Hank Thorns.

UH cut into TCU's lead with some successful long-range shooting. A 3-pointer by Adam Brown just under 11 minutes into the game gave the Cougars their only lead at 21-20, but the Frogs responded with a 6-0 run and never looked back.

TCU put the game away in the second half with a 12-2 run that pushed the lead to 16 points with just over 10 minutes remaining. The spurt featured a trio of Frog 3-pointers, once each from outside by Green and Moss and another inside with a foul on senior guard Sammy Yeager.

HOUSTON [4-2]

#	Player Name	FG	3FG	FT	RB	PF	TP	A	TO	BLK	S	MIN
03	McNEIL, Maurice	f 2-4	0-0	2-4	1-5-6	4	6	1	3	0	0	18
32	VAN SLYKE, Kirk	f 0-3	0-1	0-0	0-2-2	2	0	1	1	0	0	12
02	NIXON, Zamal	g 4-9	2-5	0-0	1-1-2	1	10	3	4	1	0	29
11	THIBODEAUX, Darian	g 1-5	1-3	0-0	1-2-3	2	3	0	0	0	0	19
31	BROWN, Adam	g 5-9	4-6	0-2	0-2-2	2	14	0	1	0	0	28
01	McLEAN, Mikhail	0-0	0-0	0-2	0-1-1	2	0	0	0	0	0	8
05	HAYWOOD, Nick	0-0	0-0	4-5	0-0-0	0	4	1	1	0	0	9
21	HARRIS, Alandise	5-11	1-2	1-3	1-4-5	1	12	0	2	1	0	25
33	JOHNSON, Trumaine	1-5	0-2	0-0	2-0-2	3	2	4	3	0	0	18
40	WASHINGTON, Kendrick	3-6	0-0	6-9	1-5-6	4	12	1	4	0	0	24
TEAM		2-3-5										
Totals		21-52	8-19	13-25	9-25-34	21	63	11	19	2	2	200

TOTAL FG% 1st Half: 9-26 34.6% 2nd Half: 12-26 46.2% Game: 40.4%
 3-Pt. FG% 1st Half: 4-10 40.0% 2nd Half: 4-9 44.4% Game: 42.1%
 F Throw % 1st Half: 9-15 60.0% 2nd Half: 4-10 40.0% Game: 52.0%
 Deadball Rbs: 7,1

Officials: Scott Thornley, Kelly Self, Brad Ferrie.
 Technical fouls: Houston-None. TCU-None.
 Attendance: 3480.

Score by Periods

	1st	2nd	Total
Houston	31	32	63
TCU	36	43	79

TCU [4-2]

#	Player Name	FG	3FG	FT	RB	PF	TP	A	TO	BLK	S	MIN
15	GACESA, Nikola	f 2-4	0-1	3-4	2-2-4	3	7	0	0	0	0	19
33	GREEN, Garlon	f 7-11	2-3	0-0	1-3-4	2	16	0	2	0	0	30
01	RAY, Jarvis	g 2-3	0-1	0-0	2-3-5	1	4	0	3	0	0	11
10	THORNS, Hank	g 4-8	1-1	0-0	2-3-5	2	9	5	2	0	1	30
23	CADOT, J.R.	g 5-6	0-0	1-4	2-7-9	2	11	1	0	0	1	20
02	PRICE, Zack	0-1	0-0	0-0	0-0-0	0	0	0	1	0	0	1
03	YEAGER, Sammy	1-5	0-2	3-3	2-3-5	2	5	0	1	0	1	18
04	FIELDS, Amric	2-8	0-0	2-4	1-1-2	4	6	0	1	2	1	16
05	MOSS, Ronnie	5-13	1-5	6-9	0-2-2	2	17	4	1	0	1	32
12	CERINA, Nikola	0-3	0-0	0-0	0-0-0	4	0	0	0	0	0	14
24	MONTIGEL, Thomas	0-0	0-0	0-0	0-0-0	0	0	0	0	0	0	1
25	HILL, Greg	0-1	0-1	2-2	0-0-0	0	2	1	0	0	0	6
32	HUIE, Zach	1-1	0-0	0-0	0-0-0	0	2	0	0	0	0	1
34	KONE, Cheick	0-0	0-0	0-0	0-0-0	0	0	0	0	0	0	1
TEAM		1-1-2										
Totals		29-64	4-14	17-26	13-25-38	22	79	11	12	2</		



GAME-BY-GAME RECAPS



TCU 81, USC 69
Fort Worth, Texas (Daniel-Meyer Coliseum)
Nov. 29, 2010

FORT WORTH—TCU raced out to a seven-point first-half lead and never looked back, posting an 81-69 victory over USC at Daniel-Meyer Coliseum.

The win, the Frogs' first over a Pac-10 opponent since 2002, pushed the team's season record to 5-2 for the first time since 2004-05.

TCU continued its hot shooting this season at the DMC, making 50.8 percent of its attempts from the field. The squad entered the game combining to shoot 51.9 percent through its previous three home victories. At the same time, the Frogs were able to lock down the glass, gaining a 40-33 rebounding edge, its largest advantage this season.

TCU ran out to an early 13-6 lead in the opening 4:30 after a stretch highlighted by 3-pointers from Hank Thorns and Nikola Gacesa. Thorns added a traditional 3-point play to complete an 11-2 Frog spurt. USC fought back with a 9-1 run that gave the squad its only lead at 29-28 with 3:30 remaining in the first half. TCU responded with a 10-2 spurt of its own to end the period.

The Frogs scored the first seven points out of the locker room in the second half for a 14-point advantage. The two squads traded baskets from there, with USC climbing no closer than eight points the remainder of the game.

USC [4-4]
Player Name FG 3FG FT RB PF TP A TO BLK S MIN
01 Stephenson, Alex f 7-9 0-0 0-5 4-6-10 3 14 0 0 1 1 28
05 Vucevic, Nikola f 5-10 0-0 6-10 2-8-10 4 16 0 2 0 0 34
10 Jones, Maurice g 3-11 0-4 2-4 0-1-1 1 8 4 4 0 3 30
15 Jones, Bryce g 4-12 2-7 3-4 0-0-3 3 13 4 4 0 1 35
43 Simmons, Marcus g 3-5 0-0 0-0 0-5-5 4 6 1 0 0 0 18
14 Smith, Donte 1-7 1-5 0-0 0-0-2 3 2 0 0 0 1 32
20 Strangis, Eric 0-0 0-0 0-0 0-0-0 0 0 0 0 0 0 0 4
33 Jackson, Garrett 4-6 1-1 0-0 3-0-3 2 9 4 0 0 1 23
TEAM 3-1-4

TOTAL FG% 1st Half: 12-30 40.0% 2nd Half: 15-30 50.0% Game: 45.0%
3-Pt. FG% 1st Half: 2-5 40.0% 2nd Half: 2-12 16.7% Game: 23.5%
F Throw % 1st Half: 5-9 55.6% 2nd Half: 6-14 42.9% Game: 47.8%
Deadball Rbs: 4

Officials: Larry Spaulding, Bill Kennedy, Ruben Ramos
Technical fouls: USC-None. TCU-None.
Attendance: 4076

Score by Periods 1st 2nd Total
USC 31 38 69
TCU 38 43 81

TCU [5-2]
Player Name FG 3FG FT RB PF TP A TO BLK S MIN
15 GACESA, Nikola f 5-8 2-2 0-0 3-4-7 3 12 2 1 1 0 30
33 GREEN, Garlon f 4-7 0-3 2-2 1-4-5 4 10 1 2 0 0 25
05 MOSS, Ronnie g 7-15 1-5 5-5 0-3-3 0 20 2 3 0 3 38
10 THORNS, Hank g 4-9 1-3 3-3 0-2-2 3 12 8 5 0 0 27
23 CADOT, J.R. g 3-3 0-0 3-3 3-1-4 4 9 0 0 0 0 20
01 RAY, Jarvis 0-1 0-0 0-2 0-1-1 0 0 1 0 0 0 0 8
03 YEAGER, Sammy 2-9 0-4 2-3 0-7-7 1 6 1 0 1 1 24
04 FIELDS, Amric 3-3 1-1 0-0 2-3-5 3 7 0 1 1 1 15
12 CERINA, Nikola 1-1 0-0 0-0 1-1-2 4 2 0 1 0 1 9
25 HILL, Greg 1-3 0-1 1-2 1-2-3 1 3 0 0 0 0 4
TEAM 0-1-1

TOTALS 30-59 5-19 16-20 11-29-40 23 81 15 13 3 6 200
TOTAL FG% 1st Half: 14-31 45.2% 2nd Half: 16-28 57.1% Game: 50.8%
3-Pt. FG% 1st Half: 3-13 23.1% 2nd Half: 2-6 33.3% Game: 26.3%
F Throw % 1st Half: 7-9 77.8% 2nd Half: 9-11 81.8% Game: 80.0%
Deadball Rbs: 1

Points in the paint-USC 40,TCU 48. Points off turnovers-USC 14,TCU 10.
2nd chance points-USC 16,TCU 8. Fast break points-USC 8,TCU 20.
Bench points-USC 12,TCU 18. Score tied 2 times. Lead changed 3 times.
Last FG-USC 2nd-00:23,TCU 2nd-00:16.
Largest lead-USC by 2 1st-19:32,TCU by 14 2nd-18:41.

TCU 78, PRAIRIE VIEW A&M 61
Fort Worth, Texas (Daniel-Meyer Coliseum)
Dec. 1, 2010

FORT WORTH—J.R. Cadot led TCU with career highs of 15 points and nine rebounds, and the Horned Frogs remained perfect at home this season with a 78-61 victory over Prairie View A&M. TCU improved to 6-2 overall for the first time since 2000-01 and moved to 5-0 at the DMC this season.

The Frogs shook off what little fatigue may have set in prior to their third game in five days, putting together another sharp offensive performance. Cadot led a balanced TCU attack featuring four players in double figures. The Bahamas native went a perfect 7-of-7 from the field and has now made 14 consecutive field goals dating back to the Nov. 27 over Houston. He is a sizzling 20-of-22 from the floor in TCU's five home games to date.

Cadot continued to boost his offensive numbers with strong play around the rim, as evidenced by three dunks and three layups, although he did add his first career 3-pointer in the first half. His nine boards matched the previous career high he set against Houston, and he has now led the Frogs on the glass in four of the last five games.

Cadot's strong shooting was typical of TCU's offensive performance at home this season. The Frogs shot 51.7 percent Wednesday, marking the fourth time in five games the squad has surpassed the 50.0 percent mark. Several easy baskets helped the Frogs' numbers, as 13 of the squad's points came in transition.

PRAIRIE VIEW A&M [1-8]
Player Name FG 3FG FT RB PF TP A TO BLK S MIN
23 BELL,Cortney f 1-1 0-0 0-0 1-1-2 3 2 0 1 0 0 7
44 WALKER,Aron c 1-2 0-0 2-2 0-2-2 0 4 0 0 0 0 18
01 WHERRY,Jeff g 2-5 1-4 1-2 0-3-3 1 6 3 3 0 0 21
03 SIMPSON,Trant g 3-10 2-4 0-0 0-3-3 1 8 3 3 0 0 27
41 MEADOWS,Tim g 2-9 1-4 1-2 0-3-3 3 6 1 1 0 0 24
02 ROGERS,Beloved 1-6 1-3 0-0 0-2-2 1 3 0 2 0 1 16
05 SIGHTS,Chris 2-4 0-0 0-0 0-5-5 1 4 0 2 0 0 13
10 GRIFFIN,Michael 3-10 3-7 0-0 2-2-4 1 9 2 2 0 4 21
24 KORNEGAY,Duwan 4-7 0-1 0-0 2-3-5 1 8 1 0 1 0 27
32 CHAPMAN,Andre 0-1 0-0 0-2 1-0-1 1 0 0 2 1 0 7
33 LEWIS,Kendall 0-0 0-0 0-0 0-0-0 1 0 0 0 0 0 2
34 WEBB,Brandon 5-9 0-0 1-1 4-2-6 3 11 1 2 1 0 17
TEAM 0-0-0

TOTALS 24-64 8-23 5-9 10-26-36 17 61 11 18 3 6 200
TOTAL FG% 1st Half: 11-26 42.3% 2nd Half: 13-38 34.2% Game: 37.5%
3-Pt. FG% 1st Half: 3-10 30.0% 2nd Half: 5-13 38.5% Game: 34.8%
F Throw % 1st Half: 5-9 55.6% 2nd Half: 0-0 0.0% Game: 55.6%
Deadball Rbs: 3

Officials: Bobby Vetkoetter, Gerry Pollard, Rick O'Neill.
Technical fouls: Prairie View A&M-None. TCU-None.
Attendance: 3524

Score by Periods 1st 2nd Total
Prairie View A&M 30 31 61
TCU 42 36 78

TCU [6-2]
Player Name FG 3FG FT RB PF TP A TO BLK S MIN
15 GACESA, Nikola f 1-3 1-1 1-2 1-4-5 1 4 0 2 1 0 25
33 GREEN, Garlon f 6-10 0-2 0-0 1-2-3 2 12 2 2 0 2 22
05 MOSS, Ronnie g 4-9 2-3 2-4 1-4-5 2 12 8 4 0 0 28
10 THORNS, Hank g 4-8 3-4 1-2 0-2-2 1 12 2 2 0 1 26
23 CADOT, J.R. g 7-7 1-1 0-1 4-5-9 0 15 1 0 2 0 25
01 RAY, Jarvis 1-5 0-2 2-4 0-3-3 3 4 0 4 0 0 17
03 YEAGER, Sammy 4-8 0-2 0-1 2-4-6 2 8 2 2 1 0 22
04 FIELDS, Amric 3-7 0-2 2-2 1-1-2 0 8 2 0 0 2 18
12 CERINA, Nikola 1-2 0-1 1-2 0-4-4 1 3 1 1 0 0 12
32 HUIE, Zach 0-0 0-0 0-1 0-0-0 0 0 0 0 0 0 2
34 KONE, Cheick 0-1 0-0 0-0 0-1-1 0 0 0 0 0 0 3
TEAM 0-1-1

TOTALS 31-60 7-18 9-19 10-31-41 12 78 18 17 4 5 200
TOTAL FG% 1st Half: 16-31 51.6% 2nd Half: 15-29 51.7% Game: 51.7%
3-Pt. FG% 1st Half: 5-11 45.5% 2nd Half: 2-7 28.6% Game: 38.9%
F Throw % 1st Half: 5-12 41.7% 2nd Half: 4-7 57.1% Game: 47.4%
Deadball Rbs: 3

Points in the paint-PVAM 24,TCU 37. Points off turnovers-PVAM 8,TCU 17.
2nd chance points-PVAM 6,TCU 12. Fast break points-PVAM 0,TCU 13.
Bench points-PVAM 35,TCU 23. Score tied 0 times. Lead changed 0 times.
Last FG-PVAM 2nd-00:00,TCU 2nd-00:05.
Largest lead-PVAM None,TCU by 24 2nd-03:52.

NORTHERN IOWA 64, TCU 60
Fort Worth, Texas (Daniel-Meyer Coliseum)
Dec. 4, 2010

FORT WORTH—TCU dropped a 64-60 decision to Northern Iowa Saturday, its first loss at Daniel-Meyer Coliseum.

The Frogs had three players finish the game with double figures in scoring, paced by Garlon Green with 14 points and a team-high seven rebounds. The Missouri City, Texas, native went a perfect 5-of-5 from the field, including 2-of-2 shooting from beyond the arc and a pair of free throws.

Sammy Yeager followed with 13 points, going 6-of-11 and pulling in six rebounds. With a perfect 6-of-6 day from the free throw line, senior forward Nikola Gacesa chipped in 12 points, while shooting 3-of-8 down low.

The Frogs had to fight back from deficits in both halves, cutting down a seven-point UNI lead with less than eight minutes remaining in the game. Yeager drove the lane for two-straight buckets and TCU made it a one-possession game with a stunning alley-oop dunk by J.R. Cadot. Gacesa capped an 8-3 run by the Frogs and knotted the game, 56-56, by nailing a pair of free throws with 3:23 left.

The Panthers would pull together after a timeout to go on a 5-0 run of their own to take a 61-56 advantage. With 22.9 left on the clock, Gacesa dropped in a shot to get back within three points, but UNI proved too strong in the end.

NORTHERN IOWA [4-2]
Player Name FG 3FG FT RB PF TP A TO BLK S MIN
20 Koch, Jake f 2-6 0-1 4-5 2-7-9 1 8 2 1 2 0 32
32 O'Rear, Lucas f 4-7 0-0 1-2 1-4-5 1 9 3 1 0 0 32
11 Ahelegbe, Kwadwo g 8-13 3-4 6-9 0-2-2 3 25 2 4 0 2 36
13 Moran, Johnny g 4-10 1-7 1-2 0-3-3 1 10 3 1 0 0 37
52 James, Anthony g 3-7 1-3 2-4 0-2-2 2 9 3 1 0 4 32
04 Rank, Chip 0-0 0-0 0-0 0-1-1 2 0 0 0 0 0 8
21 Morrison, Matt 0-0 0-0 0-0 0-0-0 0 0 0 0 0 0 3
23 Sonnen, Marc 1-2 1-2 0-0 0-0-0 3 3 0 0 0 0 12
33 Pehl, Austin 0-2 0-0 0-0 0-4-4 2 0 0 0 1 0 8
TEAM 1-0-1

TOTALS 22-47 6-17 14-22 4-23-27 15 64 13 8 3 6 200
TOTAL FG% 1st Half: 11-24 45.8% 2nd Half: 11-23 47.8% Game: 46.8%
3-Pt. FG% 1st Half: 4-9 44.4% 2nd Half: 2-8 25.0% Game: 35.3%
F Throw % 1st Half: 2-2 100% 2nd Half: 12-20 60.0% Game: 63.6%
Deadball Rbs: 5

Officials: Tom O'Neill, David Hall, Bobby Vetkoetter.
Technical fouls: Northern Iowa-None. TCU-CADOT, J.R.
Attendance: 4022.

Score by Periods 1st 2nd Total
Northern Iowa 28 36 64
TCU 26 34 60

TCU [6-3]
Player Name FG 3FG FT RB PF TP A TO BLK S MIN
15 GACESA, Nikola f 3-8 0-2 6-6 1-1-2 2 12 1 0 1 1 28
33 GREEN, Garlon f 5-5 2-2 2-2 1-6-7 3 14 0 0 0 0 31
05 MOSS, Ronnie g 2-10 2-6 2-2 0-5-5 3 8 4 5 0 0 34
10 THORNS, Hank g 1-9 0-3 0-0 0-3-3 3 2 7 2 0 2 32
23 CADOT, J.R. g 1-1 0-0 0-0 1-2-3 5 2 0 0 1 0 16
01 RAY, Jarvis 0-1 0-1 1-2 0-0-0 1 1 0 0 0 0 6
03 YEAGER, Sammy 6-11 1-4 0-1 2-4-6 2 13 1 2 0 0 30
04 FIELDS, Amric 1-1 1-1 1-2 0-2-2 1 4 0 0 0 0 11
12 CERINA, Nikola 2-4 0-0 0-0 2-0-2 0 4 0 0 0 0 12
TEAM 1-1-2

TOTALS 21-50 6-19 12-15 8-24-32 20 60 13 9 2 3 200
TOTAL FG% 1st Half: 10-27 37.0% 2nd Half: 11-23 47.8% Game: 42.0%
3-Pt. FG% 1st Half: 4-10 40.0% 2nd Half: 2-9 22.2% Game: 31.6%
F Throw % 1st Half: 2-2 100% 2nd Half: 10-13 76.9% Game: 80.0%
Deadball Rbs: 1

Points in the paint-UNI 22,TCU 24. Points off turnovers-UNI 12,TCU 9.
2nd chance points-UNI 7,TCU 9. Fast break points-UNI 8,TCU 8.
Bench points-UNI 3,TCU 22. Score tied 9 times. Lead changed 10 times.
Last FG-UNI 2nd-03:06,TCU 2nd-00:03.
Largest lead-UNI by 8 1st-12:20,TCU by 4 2nd-11:07.



GAME-BY-GAME RECAPS

TCU 81, TEXAS TECH 77
Lubbock, Texas (United Spirit Arena)
Dec. 8, 2010

LUBBOCK, Texas—Sammy Yeager scored a career-high 22 points, and TCU hit the offensive glass with some serious purpose during an 81-77 victory over Texas Tech.

The Frogs trailed by four points at halftime, 36-32, before erupting for 49 points in the second period. TCU dominated the boards during the game, outpacing the Red Raiders by a 48-34 margin in rebounds. Included in the total were 23 offensive boards, including 13 in the second half.

The Frogs trailed by eight points early in the second half before rallying with 22 of the game's next 26 points. TCU locked down on defense, holding Tech to only one field goal during a stretch of more than eight minutes.

The Frogs extended their lead to 13 points with 9:09 remaining on a jumper by Garlon Green, but the Red Raiders did not fold. The squad slowly chipped away at the lead, with the help of a strong performance at the free-throw line (23-of-24).

The game's final minute ended in a flurry after Tech was able to cut the lead to only one point, 78-77, with 21 seconds remaining. But a couple missed Tech shots, along with two late clutch free throws by Ronnie Moss, held the Red Raiders at bay.

TCU (7-3) player stats table including columns for Player Name, FG, 3FG, FT, RB, PF, TP, A, TO, BLK, S, MIN.

TOTAL FG%, 3-Pt. FG%, F Throw %, and Deadball Rbs: 4 summary statistics.

Officials: Rick Hartzell, Hal Lusk, Larry Spaulding. Technical fouls: TCU-MOSS, Ronnie. Texas Tech-None. Attendance: 9113.

Score by Periods table with columns for 1st, 2nd, and Total.

TEXAS TECH (5-5) player stats table including columns for Player Name, FG, 3FG, FT, RB, PF, TP, A, TO, BLK, S, MIN.

TOTAL FG%, 3-Pt. FG%, F Throw %, and Deadball Rbs: 2 summary statistics.

Points in the paint-TC 44,TT 42. Points off turnovers-TC 16,TT 18. 2nd chance points-TC 19,TT 15. Fast break points-TC 11,TT 8. Bench points-TC 33,TT 13. Score tied-2 times. Lead changed-5 times. Last FG-TC 2nd-01:43, TT 2nd-00:21. Largest lead-TC by 13 2nd-09:09, TT by 8 1st-07:46.

NEBRASKA 70, TCU 56
Lincoln, Neb. (Devaney Center)
Dec. 11, 2010

LINCOLN, Neb.—Nebraska used a strong second-half run to pull away from TCU late during a 70-56 Frog road loss.

A basket and free throw by Ronnie Moss with 12:40 remaining gave the Frogs a one point lead, 42-41, but the advantage would prove to be short lived. Nebraska responded with a 13-0 run, highlighted by back-to-back 3-pointers by guards Eshaunte Jones and Lance Jeter, to pull away with the victory. The Huskers excelled from 3-point range throughout the afternoon, making 10-of-17 shots from beyond the arc.

Two Frogs scored in double figures, including Moss, who had a team-high 14 points on 5-of-11 shooting. Moss also led the squad with five rebounds, while Hank Thorns totaled game highs with four assists and three steals. Garlon Green notched 13 points on 5-of-10 shooting, including a 3-for-4 effort from beyond the arc, while Sammy Yeager added nine points.

As a team, TCU shot only 37.9 percent (22-of-58) from the field, including only 30.3 percent in the first half. The squad did match a season high with 11 3-pointers, although it also took a season-high 28 attempts, eight more than its previous high.

Nebraska did a nice job of using a noticeable size advantage, ending a five-game streak where TCU had outrebounded its opponents.

TCU (7-4) player stats table including columns for Player Name, FG, 3FG, FT, RB, PF, TP, A, TO, BLK, S, MIN.

TOTAL FG%, 3-Pt. FG%, F Throw %, and Deadball Rbs: 1 summary statistics.

Officials: Scott Thornley, Brad Ferrie, Greg Rennegarbe. Technical fouls: TCU-None. Nebraska-None. Attendance: 8057.

Score by Periods table with columns for 1st, 2nd, and Total.

NEBRASKA (8-2) player stats table including columns for Player Name, FG, 3FG, FT, RB, PF, TP, A, TO, BLK, S, MIN.

TOTAL FG%, 3-Pt. FG%, F Throw %, and Deadball Rbs: 2 summary statistics.

Points in the paint-TC 20,NU 24. Points off turnovers-TC 19,NU 12. 2nd chance points-TC 8,NU 9. Fast break points-TC 4,NU 4. Bench points-TC 9,NU 32. Score tied-7 times. Lead changed-7 times. Last FG-TC 2nd-00:05, NU 2nd-03:04. Largest lead-TC by 3 2nd-16:18, NU by 16 2nd-03:04.

TCU 96, NORTHWESTERN STATE 79
Fort Worth, Texas (Daniel-Meyer Coliseum)
Dec. 21, 2010

FORT WORTH—Ronnie Moss and Garlon Green both broke 20 points, and TCU continued its home success with a 96-79 win over Northwestern State.

Moss and Green led a strong second-half TCU scoring surge, as the squad pulled away after halftime with 56 points in the final frame. The Frogs ended the game shooting a sizzling 57.1 percent from the field, marking the fifth time in seven home games that TCU has topped 50 percent shooting.

Moss scored a game- and season-high 22 points. He went a career-best 11-of-11 at the free-throw line, tying the third-best individual performance at the stripe in school history. Overall, TCU made 25-of-32 free-throw attempts, setting season highs in both categories.

Green added a career-best 21 points for his first career 20-point effort. He went 6-of-9 from the field and 7-of-10 at the line while pulling down seven rebounds. Green totaled 17 points in the second half alone.

J.R. Cadot also continued to thrive at the DMC, tying his career high with 15 points on a perfect 6-of-6 effort from the floor. Cadot has now made 21 straight field-goal attempts at home dating back to the Nov. 27 win over Houston. He added four assists and a team-best three steals.

NORTHWESTERN STATE (8-4) player stats table including columns for Player Name, FG, 3FG, FT, RB, PF, TP, A, TO, BLK, S, MIN.

TOTAL FG%, 3-Pt. FG%, F Throw %, and Deadball Rbs: 5 summary statistics.

Officials: Dan Chrisman, Eric Curry, Brad Ferrie. Technical fouls: Northwestern State-Pratt, Will. TCU-MOSS, Ronnie. Attendance: 3636.

Score by Periods table with columns for 1st, 2nd, and Total.

TCU (8-4) player stats table including columns for Player Name, FG, 3FG, FT, RB, PF, TP, A, TO, BLK, S, MIN.

TOTAL FG%, 3-Pt. FG%, F Throw %, and Deadball Rbs: 5 summary statistics.

Points in the paint-NWLA 34,TC 46. Points off turnovers-NWLA 24,TC 22. 2nd chance points-NWLA 8,TC 9. Fast break points-NWLA 6,TC 6. Bench points-NWLA 36,TC 20. Score tied-5 times. Lead changed-5 times. Last FG-NWLA 2nd-00:02, TC 2nd-00:43. Largest lead-NWLA by 5 1st-13:50, TC by 25 2nd-08:50.



GAME-BY-GAME RECAPS



TCU 99, CHICAGO STATE 72
Fort Worth, Texas (Daniel-Meyer Coliseum)
Dec. 28, 2010

FORT WORTH—Amric Fields and J.R. Cadot both scored career highs to lead TCU to a 99-72 victory over Chicago State. The Frogs remained hot from the field at home, shooting 50 percent from the floor for the sixth time in eight games at the DMC.

The Frogs were solid on the offensive end again, making 35-of-61 (57.4 percent) shots, including 12-of-22 (54.5 percent) from 3-point range. The squad also totaled a season-high 25 assists on its 35 buckets.

Fields put together the Frogs' highest scoring game this season with a career-best 26 points on 9-of-12 shooting. The performance marked his first game with 20 or more points, breaking his previous high of 18. Fields went 3-of-4 from beyond the arc while helping TCU shoot a blistering 62.5 percent from the field in the final period.

Cadot continued his strong play at home with his second double-double of the year. The Bahamas native scored 19 points on 9-of-12 shooting while adding a game-high 10 rebounds, including four on the offensive end. Garlon Green and Sammy Yeager also had solid games. Green made 5-of-7 shots while scoring 16 points, and Yeager totaled 15 points and a career-high eight assists. The pair combined for five of TCU's 12 treys, the team's highest total in nearly a year since a Jan. 16, 2010 setback at San Diego State. Green has made 10 of his last 13 attempts from beyond the arc.

CHICAGO STATE [3-13]
Player Name FG 3FG FT RB PF TP A TO BLK S MIN
21 MONTGOMERY, Carl f 10-18 0-0 10-14 2-3-5 3 30 2 3 2 1 35
44 KIELBASA, Pawel c 1-1 0-0 0-0 0-2-2 3 2 0 1 0 0 11
11 SIMMONS, Ardiarius g 1-4 0-0 4-4 0-4-4 2 6 1 2 0 0 25
24 LOFTON, Antonio g 1-5 0-0 3-6 0-1-1 4 5 2 4 0 1 25
25 SEALS, Archie g 1-4 0-1 0-0 1-1-2 1 2 5 3 0 2 19
01 SCOTT, Victor g 3-11 0-6 1-2 1-3-4 3 7 2 0 0 0 27
02 MARTIN, Steve 0-0 0-0 0-0 0-0-0 0 0 0 0 0 0 2
10 HILL, Joe 1-2 1-2 0-0 0-1-1 0 3 0 0 0 0 5
15 MONTGOMERY, J. 1-2 0-1 0-0 1-1-2 2 2 1 0 0 0 11
20 WALL, Christian 4-7 1-1 0-0 1-2-3 3 9 3 2 0 0 20
34 UKAIGWE, Quincy 1-1 0-0 0-0 0-0-0 0 2 0 0 0 0 2
35 MARTIN, Hajji 1-4 0-0 2-2 2-3-5 2 4 1 1 0 1 18
TEAM 1-1-2
Totals 25-59 2-11 20-28 9-22-31 23 72 17 16 2 5 200

TOTAL FG% 1st Half: 12-31 38.7% 2nd Half: 13-28 46.4% Game: 42.4%
3-Pt. FG% 1st Half: 1-5 20.0% 2nd Half: 1-6 16.7% Game: 18.2%
F Throw % 1st Half: 7-8 87.5% 2nd Half: 13-20 65.0% Game: 71.4%
Deadball Rbs: 3

Officials: David Hall, Randy McCall, Tom O'Neill
Technical fouls: Chicago State-LOFTON, Antonio; SCOTT, Victor. TCU-MOSS, Ronnie; CADOT, J.R.
Attendance: 3670

Score by Periods 1st 2nd Total
Chicago State 32 40 72
TCU 47 52 99

TCU [9-4]
Player Name FG 3FG FT RB PF TP A TO BLK S MIN
04 FIELDS, Amric f 9-12 3-4 5-5 1-3-4 4 26 1 1 1 1 22
15 GACESA, Nikola f 2-5 0-0 2-2 2-5-7 1 6 0 0 1 2 29
33 GREEN, Garlon f 5-7 3-4 3-4 0-3-3 4 16 3 1 0 1 26
03 YEAGER, Sammy g 4-9 2-5 3-9 0-6-6 1 15 8 4 0 3 27
05 MOSS, Ronnie g 3-6 2-4 1-2 0-1-1 4 9 7 4 0 1 24
01 RAY, Jarvis 0-2 0-1 0-0 0-3-3 3 0 1 1 0 0 11
02 PRICE, Zack 0-0 0-0 0-0 0-1-1 0 0 0 0 0 0 2
12 CERINA, Nikola 0-2 0-0 0-0 0-1-1 3 0 1 1 0 0 9
23 CADOT, J.R. 9-12 0-0 1-2 4-6-10 4 19 1 1 0 1 27
24 MONTIGEL, Thomas 0-0 0-0 0-0 0-0-0 0 0 0 0 0 0 2
25 HILL, Greg 3-5 2-4 0-0 0-0-0 0 8 3 1 0 2 15
31 BAVCEVIC, Marin 0-0 0-0 0-0 0-0-0 0 0 0 0 0 0 2
32 HUIE, Zach 0-0 0-0 0-0 0-0-0 0 0 0 0 0 0 2
34 KONE, Cheick 0-1 0-0 0-0 0-0-0 0 0 0 1 0 0 2
TEAM 1-1-2
Totals 35-61 12-22 17-24 8-30-38 24 99 25 15 2 11 200

TOTAL FG% 1st Half: 15-29 51.7% 2nd Half: 20-32 62.5% Game: 57.4%
3-Pt. FG% 1st Half: 6-10 60.0% 2nd Half: 6-12 50.0% Game: 54.5%
F Throw % 1st Half: 11-17 64.7% 2nd Half: 6-7 85.7% Game: 70.8%
Deadball Rbs: 3

Points in the paint-CHIST 34,TC 40. Points off turnovers-CHIST 16,TC 17.
2nd chance points-CHIST 14,TC 13. Fast break points-CHIST 10,TC 14.
Bench points-CHIST 27,TC 27. Score tied-0 times. Lead changed-1 time.
Last FG-CHIST 2nd-00:08, TC 2nd-02:01.
Largest lead-CHIST by 4 1st-18:25, TC by 32 2nd-02:00.



TULSA 69, TCU 66
Tulsa, Okla. (Reynolds Center)
Dec. 30, 2010

TULSA, Okla.—TCU erased a double-figure deficit in the second half, but a couple key 3-pointers late by Tulsa proved too much during a 69-66 Horned Frog setback.

Nikola Gacesa gave TCU a two-point edge on a big 3-pointer with 2:15 remaining before Tulsa took control of the contest. A 10-2 Hurricane run followed, highlighted by 3-pointers from guards Justin Hurtt and Scottie Haralson and a pair of 2-for-2 efforts at the free-throw line by Hurtt. Hurtt's final trip to the line gave Tulsa a six-point edge with only 26 seconds remaining.

Sammy Yeager followed with a trey of his own to cut the deficit to a single possession with 22 seconds left, but Tulsa iced the win at the line with a perfect 6-of-6 showing down the stretch.

Ronnie Moss once again led TCU in scoring with 19 points. He went 6-of-19 from the field and 6-of-6 at the free-throw line and now is only four points shy of becoming the 30th member of TCU's 1,000-point club.

Greg Hill posted his best outing of the season with 12 points. He went 3-of-4 from beyond the arc, including one that gave the Frogs their largest lead of the game of three points with 5:25 remaining. J.R. Cadot totaled six points and a team-high six rebounds.

TCU [9-5]
Player Name FG 3FG FT RB PF TP A TO BLK S MIN
15 GACESA, Nikola f 3-5 1-1 0-0 1-3-4 2 7 0 0 0 0 30
33 GREEN, Garlon f 1-5 0-2 3-4 0-5-5 4 5 1 1 0 0 27
03 YEAGER, Sammy g 3-12 1-4 2-2 2-2-4 5 9 0 0 0 1 24
05 MOSS, Ronnie g 6-19 1-5 6-6 1-2-3 1 19 3 3 0 1 33
23 CADOT, J.R. g 3-6 0-0 0-0 3-3-6 2 6 1 0 0 1 27
04 FIELDS, Amric 1-5 0-1 0-0 1-4-5 0 2 0 0 1 0 13
10 THORNS, Hank 1-5 0-2 1-2 1-3-4 1 3 1 0 0 2 23
12 CERINA, Nikola 1-1 0-0 1-1 1-2-3 1 3 1 1 0 0 10
25 HILL, Greg 3-4 3-4 3-5 0-2-2 2 12 0 0 0 0 13
TEAM 2-2-4
Totals 22-62 6-19 16-20 12-28-40 18 66 7 5 1 5 200

TOTAL FG% 1st Half: 9-30 30.0% 2nd Half: 13-32 40.6% Game: 35.5%
3-Pt. FG% 1st Half: 2-7 28.6% 2nd Half: 4-12 33.3% Game: 31.6%
F Throw % 1st Half: 5-6 83.3% 2nd Half: 11-14 78.6% Game: 80.0%
Deadball Rbs: 2

Officials: John Higgins, Kelly Self, Gerry Pollard
Technical fouls: TCU-None. Tulsa-None.
Attendance: 5143

Score by Periods 1st 2nd Total
TCU 25 41 66
Tulsa 25 44 69

TULSA [7-6]
Player Name FG 3FG FT RB PF TP A TO BLK S MIN
11 IDLETT, Steven f 7-13 0-0 8-11 1-13-14 3 22 1 0 1 0 35
35 MAGLEY, D.J. f 2-4 0-0 1-1 4-2-6 5 5 2 0 1 0 16
00 POPE, Bryson g 1-10 0-2 0-2 1-5-6 3 2 4 6 1 0 35
15 HURTT, Justin g 7-19 3-7 6-6 1-6-7 2 23 2 2 0 0 37
30 HARALSON, Scottie g 5-11 4-9 2-2 1-1-2 1 16 3 0 1 0 35
04 HEIRMAN, Shane 0-0 0-0 0-0 0-0-0 0 0 0 0 0 0 3
05 PEETE, Tim 0-4 0-2 0-0 0-0-0 0 0 1 0 0 0 8
23 BARUTI, Blondy 0-0 0-0 0-0 0-0-0 0 0 0 0 0 0 3
32 MADUKA, Kodi 0-1 0-0 0-0 0-1-1 3 0 0 0 0 0 5
33 RICHARD, Joe 0-0 0-0 1-2 3-2-5 1 1 0 0 0 1 23
TEAM 5-0-5
Totals 22-62 7-20 18-24 16-30-46 18 69 13 8 4 1 200

TOTAL FG% 1st Half: 9-34 26.5% 2nd Half: 13-28 46.4% Game: 35.5%
3-Pt. FG% 1st Half: 4-14 28.6% 2nd Half: 3-6 50.0% Game: 35.0%
F Throw % 1st Half: 3-6 50.0% 2nd Half: 15-18 83.3% Game: 75.0%
Deadball Rbs: 2

Points in the paint-TC 24,TLS 22. Points off turnovers-TC 9,TLS 2.
2nd chance points-TC 16,TLS 14. Fast break points-TC 4,TLS 3.
Bench points-TC 20,TLS 1. Score tied-8 times. Lead changed-6 times.
Last FG-TC 2nd-00:01, TLS 2nd-01:02.
Largest lead-TC by 3 2nd-05:26, TLS by 10 2nd-14:31.



RICE 70, TCU 61
Houston, Texas (Atruy Court)
Jan. 2, 2011

HOUSTON—Hank Thorns set a career best with 18 points and dished out a game-high eight assists, but TCU was unable to hold a double-digit first-half lead during a 70-61 road setback to Rice.

Playing in its final non-conference game of the season, TCU found itself short-handed while playing without leading scorer Ronnie Moss, who suffered an injury during the Frogs' loss at Tulsa. Despite Moss' absence, TCU still managed to jump out to an early 10-point lead in the game's opening six minutes. Rice rallied to tie the contest at the half, then scored the first 11 points to start the second period. TCU cut the lead to as few as four points three different time, but each time was turned back by Rice.

Thorns led the way for TCU by making 7-of-11 shots in 36 minutes of action. Greg Hill posted his second-straight double-figure performance with 12 points, while he added a season-high five rebounds. Garlon Green hit a trio of 3-pointers on his way to scoring 11 points, while J.R. Cadot led TCU on the glass with six rebounds.

TCU shot 48.9 percent from the field, including 54.5 percent in the first half, and held the Owls to only 42.9 percent shooting. Despite being outshot, the Owls were able to force 16 Frog turnovers that resulted in 20 points while going 26-of-30 at the free-throw line. TCU managed only an 8-of-15 showing at the stripe.

TCU [9-6]
Player Name FG 3FG FT RB PF TP A TO BLK S MIN
15 GACESA, Nikola f 0-2 0-0 0-0 1-2-3 1 0 1 1 0 0 27
33 GREEN, Garlon f 4-11 3-8 0-0 0-1-1 5 11 2 4 1 1 30
03 YEAGER, Sammy g 3-6 1-2 0-0 0-1-1 2 7 1 2 0 0 15
10 THORNS, Hank g 7-11 1-4 3-4 0-2-2 1 18 8 4 0 1 36
23 CADOT, J.R. g 2-2 0-0 1-4 1-5-6 4 5 1 3 1 2 31
01 RAY, Jarvis 0-0 0-0 0-0 0-0-1 1 0 0 0 0 0 2
04 FIELDS, Amric 3-6 0-1 2-5 0-2-2 1 8 0 1 0 0 15
12 CERINA, Nikola 0-0 0-0 0-0 0-3-3 4 0 1 0 0 1 12
25 HILL, Greg 4-9 2-5 2-2 0-5-5 3 12 0 1 0 1 27
TEAM 1-2-3
Totals 23-47 7-20 8-15 4-23-27 22 61 14 16 2 7 200

TOTAL FG% 1st Half: 12-22 54.5% 2nd Half: 11-25 44.0% Game: 48.9%
3-Pt. FG% 1st Half: 5-8 62.5% 2nd Half: 2-12 16.7% Game: 35.0%
F Throw % 1st Half: 1-3 33.3% 2nd Half: 7-12 58.3% Game: 53.3%
Deadball Rbs: 2

Officials: Scott Thornley, Kelly Self, Brad Gaston.
Technical fouls: TCU-None. Rice-None.
Attendance: 1433

Score by Periods 1st 2nd Total
TCU 30 31 61
Rice 30 40 70

RICE [8-6]
Player Name FG 3FG FT RB PF TP A TO BLK S MIN
14 KAZEMI, Arsalan f 5-7 0-0 10-11 3-5-8 2 20 2 3 0 1 28
20 KUIPERS, Lucas f 2-5 0-1 0-0 1-4-5 3 4 1 0 0 0 22
00 ABRAHAM, Trevan g 1-3 0-2 2-2 0-4-4 2 4 3 0 0 1 15
03 JACKSON, Tamir g 2-9 0-2 8-9 1-2-3 1 12 1 2 0 0 28
32 PFLIEGER, Cory g 0-5 0-5 0-0 0-0-0 2 0 1 1 0 0 20
01 SCHWARZE, Nate 0-1 0-1 0-0 0-1-1 2 0 0 0 0 2 16
04 FRIZZELLE, Connor 5-10 1-4 3-4 0-0-0 1 14 2 1 0 1 26
11 BRAIMOH, Suleiman 1-1 0-0 0-0 0-0-0 2 0 0 0 0 0 9
12 BEASLEY, Bryan 1-2 0-0 1-2 0-1-1 1 3 2 2 1 2 15
15 STANTON, Trey 4-7 1-1 2-2 1-8-9 2 11 0 2 1 0 21
TEAM 3-0-3
Totals 21-50 2-16-26 30-34 16 70 12 11 2 7 200

TOTAL FG% 1st Half: 10-24 41.7% 2nd Half: 11-26 42.3% Game: 42.0%
3-Pt. FG% 1st Half: 1-8 12.5% 2nd Half: 1-8 12.5% Game: 12.5%
F Throw % 1st Half: 9-11 81.8% 2nd Half: 17-19 89.5% Game: 86.7%
Deadball Rbs: 1

Points in the paint-TC 24,RICE 24. Points off turnovers-TC 12,RICE 20.
2nd chance points-TC 0,RICE 10. Fast break points-TC 2,RICE 2.
Bench points-TC 20,RICE 30. Score tied-3 times. Lead changed-1 time.
Last FG-TC 2nd-00:52, RICE 2nd-03:42.
Largest lead-TC by 10 1st-14:09, RICE by 11 2nd-15:59.



GAME-BY-GAME RECAPS



#6/6 SAN DIEGO STATE 66, TCU 53
Fort Worth, Texas (Daniel-Meyer Coliseum)
Jan. 5, 2011

FORT WORTH—TCU suffered only its second home loss of the season to No. 6 San Diego State, 66-53. The Frogs trailed by only three points at intermission before the Aztecs took control early in the second half.

Ronnie Moss' fourth point of the night put him over 1,000 for his career, as he became only the fifth player in program history to total 1,000 points and 300 assists. He joined Darrell Browder (1979-82), Jeff Jacobs (1993-96), Mike Jones (1996-98) and Corey Santee (2001-04) in the exclusive club.

TCU kept the Aztecs at bay in the opening period, leading by as many as six points and trailing by only three at the half, 29-26. SDSU took control in the second period, outscoring the Frogs 20-5 in the opening six minutes to grab a 49-31 edge. TCU was unable to climb within single digits for the remainder of the game, cutting the lead to 11 in the game's final minutes.

The Aztecs showed their strength inside, posting a 44-24 advantage in points in the paint. The Frogs were able to stay in the game in the first half in part because they were able to protect the ball, although the tide turned in the second half. TCU posted nine of their 12 turnovers in the second period, as SDSU outscored the Frogs 23-13 in points off miscues for the contest.

SAN DIEGO STATE (16-0; 1-0 MWC)

Table with columns: #, Player Name, FG, 3FG, FT, RB, PF, TP, A, TO, BLK, S, MIN. Lists stats for 14 players and totals.

Summary statistics table including TOTAL FG%, 3-Pt. FG%, F Throw %, and Deadball Rbs: 1.

Officials: David Hall, Eric Curry, Kelly Self.
Technical fouls: San Diego State-None. TCU-None.
Attendance: 4287

Score by Periods table with columns: 1st, 2nd, Total. Shows scores for San Diego State and TCU.

TCU (9-7; 0-1 MWC)

Table with columns: #, Player Name, FG, 3FG, FT, RB, PF, TP, A, TO, BLK, S, MIN. Lists stats for 15 players and totals.

Summary statistics table including TOTAL FG%, 3-Pt. FG%, F Throw %, and Deadball Rbs: 3.

Points in the paint-SD 44,TCU 24. Points off turnovers-SD 23,TCU 13.
2nd chance points-SD 10,TCU 9. Fast break points-SD 10,TCU 6.
Bench points-SD 14,TCU 13. Score tied-2 times. Lead changed-8 times.
Last FG-SD 2nd-00:21, TC 2nd-00:00.
Largest lead-SD by 19 2nd-09:53, TC by 6 1st-04:38.



#25/RV UNLV 83, TCU 49
Las Vegas, Nev. (Thomas & Mack Center)
Jan. 8, 2011

LAS VEGAS, Nev.—TCU suffered an 83-49 road setback to No. 25 UNLV at the Rebels' Thomas & Mack Center.

The Horned Frogs ran into a buzzsaw in the form of a motivated Runnin' Rebel squad. UNLV pressured relentlessly throughout the evening, forcing TCU into a season-high 23 turnovers. The miscues resulted in a 32-6 Rebel advantage in points off turnovers.

Compounding TCU's problems was another tough shooting night on the road. The Frogs made only 16-of-51 field-goal attempts (31.4 percent), the third time in the last four road games that the squad has failed to reach 40.0 percent. UNLV shot 50.8 percent from the floor, including 54.5 percent in a first-half that saw the squad build a 21-point lead by intermission.

Garlon Green led TCU in scoring for the second straight game and fourth time overall this season with 11 points. He matched a career best by sinking three 3-pointers, the third straight game and fifth time in the last seven outings he has made of trio of shots from long-range. Green also tied for the team lead with six rebounds.

Hank Thorns, playing in front of his home Las Vegas crowd, totaled nine points and a team-high five assists, while Nikola Gacesa scored eight points to go with six boards.

TCU (9-8; 0-2 MWC)

Table with columns: #, Player Name, FG, 3FG, FT, RB, PF, TP, A, TO, BLK, S, MIN. Lists stats for 15 players and totals.

Summary statistics table including TOTAL FG%, 3-Pt. FG%, F Throw %, and Deadball Rbs: 2.

Officials: Mike Scyphers, Gerry Pollard, Mike Giarratano.
Technical fouls: TCU-None. UNLV-None.
Attendance: 12155

Score by Periods table with columns: 1st, 2nd, Total. Shows scores for TCU and UNLV.

UNLV (13-3; 1-1 MWC)

Table with columns: #, Player Name, FG, 3FG, FT, RB, PF, TP, A, TO, BLK, S, MIN. Lists stats for 15 players and totals.

Summary statistics table including TOTAL FG%, 3-Pt. FG%, F Throw %, and Deadball Rbs: 6.

Points in the paint-TCU 12,UNLV 48. Points off turnovers-TCU 6,UNLV 32.
2nd chance points-TCU 4,UNLV 16. Fast break points-TCU 2,UNLV 14.
Bench points-TCU 17,UNLV 38. Score tied-2 times. Lead changed-4 times.
Last FG-TCU 2nd-01:19, UNLV 2nd-02:15.
Largest lead-TCU by 4 1st-13:44, UNLV by 36 2nd-02:47.



TCU 78, WYOMING 60
Fort Worth, Texas (Daniel-Meyer Coliseum)
Jan. 12, 2011

FORT WORTH—A return to Daniel-Meyer Coliseum proved to be just what the doctor ordered for TCU, as the Frogs ended a four-game skid with a 78-60 victory over Wyoming. Ronnie Moss led the Frogs with game highs of 27 points and 10 rebounds.

Moss shook off a recent slump to lead the Frogs to victory, posting his third career double-double and his first ever with double figures in rebounds. His point total broke a TCU individual season high set by Amric Fields, who had 26 points in the Dec. 28 win over Chicago State.

Moss went 9-of-17 from the field, including a career-best six 3-pointers on 11 attempts, while helping TCU shoot over the 50.0 percent mark at home for the seventh time in 10 games. TCU went 10-of-21 overall beyond the arc. Moss also excelled on defense, totaling a career-best four steals.

Four other Frogs scored in double figures, including Garlon Green, who had 16 points. Green made three treys on the evening, the fourth straight game that he has matched his career high. Hank Thorns totaled a game-high 10 assists, his fourth game this season with double digits in dimes.

TCU showed no effects of its recent woes in the first half, running out to a 39-23 halftime advantage. The Frogs hit six shots from beyond the arc and posted a 21-13 rebounding edge in the half.

WYOMING (8-9; 1-2 MWC)

Table with columns: #, Player Name, FG, 3FG, FT, RB, PF, TP, A, TO, BLK, S, MIN. Lists stats for 15 players and totals.

Summary statistics table including TOTAL FG%, 3-Pt. FG%, F Throw %, and Deadball Rbs: 3.

Officials: Rick Hartzell, Winston Stith, Hal Lusk.
Technical fouls: Wyoming-None. TCU-None.
Attendance: 3914

Score by Periods table with columns: 1st, 2nd, Total. Shows scores for Wyoming and TCU.

TCU (10-8; 1-2 MWC)

Table with columns: #, Player Name, FG, 3FG, FT, RB, PF, TP, A, TO, BLK, S, MIN. Lists stats for 15 players and totals.

Summary statistics table including TOTAL FG%, 3-Pt. FG%, F Throw %, and Deadball Rbs: 3.

Points in the paint-WY 26,TCU 32. Points off turnovers-WY 13,TCU 22.
2nd chance points-WY 7,TCU 10. Fast break points-WY 2,TCU 12.
Bench points-WY 19,TCU 20. Score tied-1 time. Lead changed-0 times.
Last FG-WY 2nd-00:12, TC 2nd-01:03.
Largest lead-WY None, TC by 26 2nd-07:25.



GAME-BY-GAME RECAPS



COLORADO STATE 79, TCU 69
Fort Collins, Colo. (Moby Arena)
Jan. 15, 2011

FORT COLLINS, Colo.—TCU's road woes continued, as the squad dropped a 79-69 decision at Colorado State. CSU shot over 60 percent from the field for the contest, including better than 70 percent in the first half.

Amric Fields led TCU with a game-high 19 points on 8-of-13 shooting. He also totaled five rebounds and pair of steals. Joining Fields in double figures were Ronnie Moss and Hank Thorns, who scored 17 and 13 points, respectively. Moss matched J.R. Cadot for the team lead with six rebounds, while Thorns dished out a game-high nine assists.

Four players scored in double figures to lead a hot-shooting CSU squad, including forward Andy Ogide, who recorded a double-double featuring 17 points on 8-of-13 shooting and a game-high 11 rebounds.

CSU used an extremely efficient offensive performance to keep the Frogs at bay throughout the evening. In addition to shooting 60.4 percent (32-of-53) for the game, the squad was credited with 22 assists and more than half (40) of its points in the paint. TCU had a tough time keeping up with CSU in the first half, as the Rams controlled the action throughout the opening period by shooting 72.4 percent (21-of-29) from the field. CSU attacked the paint early and often against the Frogs, scoring 26 of their 46 first-half points in the paint. TCU shot well itself (53.8 percent), but was unable to go shot-for-shot with the red-hot Rams.

TCU [10-9; 1-3 MWC]

##	Player Name	FG	3FG	FT	RB	PF	TP	A	TO	BLK	S	MIN
12	CERINA, Nikola	f 2-4	0-0	0-1	1-3-4	3	4	0	2	0	0	22
33	GREEN, Garlon	f 3-4	0-1	0-0	1-1-2	5	6	0	1	0	0	14
05	MOSS, Ronnie	g 6-14	2-7	3-3	1-5-6	3	17	1	4	0	1	33
10	THORNS, Hank	g 4-11	1-3	4-4	1-1-2	2	13	9	2	0	2	35
23	CADOT, J.R.	g 0-1	0-0	1-6	0-6-6	3	1	0	2	0	1	28
01	RAY, Jarvis	0-0	0-0	0-0	0-0-0	0	0	0	1	0	0	1
04	FIELDS, Amric	8-13	0-1	3-4	1-4-5	0	19	0	2	1	2	28
15	GACESA, Nikola	0-1	0-0	0-0	0-2-2	0	0	1	0	0	0	15
25	HILL, Greg	2-6	2-5	3-3	0-1-1	3	9	0	1	0	0	23
34	KONE, Cheick	0-0	0-0	0-0	0-1-1	0	0	0	0	0	0	1
TEAM		0-2-2										
Totals		25-54	5-17	14-21	5-26-31	19	69	11	15	1	6	200

TOTAL FG%	1st Half: 14-26 53.8%	2nd Half: 11-28 39.3%	Game: 46.3%
3-Pt. FG%	1st Half: 2-6 33.3%	2nd Half: 3-11 27.3%	Game: 29.4%
F Throw %	1st Half: 5-9 55.6%	2nd Half: 9-12 75.0%	Game: 66.7%
Deadball Rbs:	3		

Officials: Verne Harris, Tony Padilla, D.G. Nelson.
Technical fouls: TCU-None, Colorado State-None.
Attendance: 4193

Score by Periods	1st	2nd	Total
TCU	35	34	69
Colorado State	46	33	79

COLORADO STATE [12-5; 2-1 MWC]

##	Player Name	FG	3FG	FT	RB	PF	TP	A	TO	BLK	S	MIN
01	FRANKLIN, Travis	f 5-9	0-0	4-9	0-4-4	1	14	3	2	0	1	25
32	OGIDE, Andy	f 8-13	0-0	1-3	2-9-11	1	17	1	0	0	0	34
02	EIKMEIER, Wes	g 3-5	1-3	2-2	0-1-1	1	9	5	2	0	1	28
12	NIGON, Adam	g 1-4	1-3	0-0	0-4-4	3	3	0	0	0	2	25
22	GREEN, Dorian	g 4-5	1-2	1-4	0-0-0	4	10	2	3	1	2	19
04	HORNUNG, Pierce	2-3	0-1	0-0	1-4-5	0	4	2	0	0	1	24
05	WILTZ, Moe	2-4	0-1	1-2	0-1-1	1	5	0	2	0	0	15
11	CARR, Jesse	4-4	1-1	1-2	0-1-1	1	10	1	0	0	1	10
23	BELL, Will	0-0	0-0	0-0	0-0-0	1	0	0	0	0	0	2
33	SMITH, Dwight	0-0	0-0	0-0	0-0-0	0	0	0	0	0	0	1
44	SMITH, Greg	3-6	0-1	1-2	0-3-3	3	7	5	2	0	3	17
TEAM		0-1-1										
Totals		32-53	4-12	11-24	3-28-31	16	79	22	11	2	10	200

TOTAL FG%	1st Half: 21-29 72.4%	2nd Half: 11-24 45.8%	Game: 60.4%
3-Pt. FG%	1st Half: 2-5 40.0%	2nd Half: 2-7 28.6%	Game: 33.3%
F Throw %	1st Half: 2-4 50.0%	2nd Half: 9-20 45.0%	Game: 45.8%
Deadball Rbs:	5		

Points in the paint-TC 28,CS 40. **Points off turnovers-**TC 15,CS 11.
2nd chance points-TC 7,CS 6. **Fast break points-**TC 6,CS 9.
Bench points-TC 28,CS 26. **Score tied-**2 times. **Lead changed-**2 times.
Last FG-TC 2nd-00:02, CS 2nd-02:10.
Largest lead-TC by 1 1st-19:12, CS by 15 2nd-01:12.



#9/9 BYU 83, TCU 67
Provo, Utah (Marriott Center)
Jan. 18, 2011

PROVO, Utah—Ronnie Moss scored a game-high 27 points, but the effort wasn't enough as TCU fell to No. 9 BYU, 83-67, at the Marriott Center.

Moss led a gritty TCU effort by playing one of the best games of his career. He matched a season high in points on 10-of-17 shooting, including 3-of-5 from 3-point range, while adding six rebounds. Perhaps more impressive than his offensive numbers was his effort on the defensive end against BYU guard Jimmer Fredette, the nation's scoring leader. Moss held Fredette to 21 points, more than five points below his season average, on only 6-of-16 shooting. Seven of his points came at the free-throw line.

BYU shot lights-out in the first half to put TCU in a big hole early. After the Frogs scored the first bucket on a Moss layup, the Cougars exploded for a 25-5 run to lead by a score of 25-7 just over nine minutes into the game. The squad hit four 3-pointers in the stretch, including two by Fredette.

Trailing by 17 at intermission, 47-30, TCU came out firing in the second half. The squad was able to trim the lead to only 12 points early in the stanza with the help of three consecutive 3-pointers by Nikola Gacesa, Greg Hill and Moss. BYU then starting attacking the basket, forcing its way to the free throw line to keep the Frogs at bay down the stretch. The Cougars went 16-of-19 at the stripe in the period and finished the contest 21-of-26.

TCU [10-10; 1-4 MWC]

##	Player Name	FG	3FG	FT	RB	PF	TP	A	TO	BLK	S	MIN
04	FIELDS, Amric	f 1-5	0-1	0-2	1-3-4	3	2	2	1	1	1	30
12	CERINA, Nikola	f 2-8	0-0	0-0	0-3-3	3	4	0	2	0	1	22
33	GREEN, Garlon	f 3-8	2-5	2-2	2-3-5	1	10	0	1	0	1	28
05	MOSS, Ronnie	g 10-17	3-5	4-5	3-3-6	2	27	0	4	0	1	34
10	THORNS, Hank	g 2-9	1-3	2-3	1-6-7	3	7	10	2	0	0	34
15	GACESA, Nikola	2-7	1-2	0-1	2-3-5	2	5	1	1	0	0	18
23	CADOT, J.R.	4-6	0-0	1-1	1-2-3	4	9	3	0	1	0	22
25	HILL, Greg	1-5	1-2	0-0	0-0-0	2	3	0	0	0	1	12
TEAM		0-1-1										
Totals		25-65	8-18	9-14	10-24-34	20	67	16	11	2	5	200

TOTAL FG%	1st Half: 12-30 40.0%	2nd Half: 13-35 37.1%	Game: 38.5%
3-Pt. FG%	1st Half: 3-8 37.5%	2nd Half: 5-10 50.0%	Game: 44.4%
F Throw %	1st Half: 3-3 100%	2nd Half: 6-11 54.5%	Game: 64.3%
Deadball Rbs:	1		

Officials: Tom O'Neill, Mark Whitehead, Eric Curry.
Technical fouls: TCU-HILL, Greg, BYU Cougars-None.
Attendance: 16,170

Score by Periods	1st	2nd	Total
TCU	30	37	67
BYU	47	36	83

BYU [18-1; 4-0 MWC]

##	Player Name	FG	3FG	FT	RB	PF	TP	A	TO	BLK	S	MIN
00	DAVIES, Brandon	f 3-10	0-0	7-11	1-8-9	1	13	2	1	1	1	30
34	HARTSOCK, Noah	f 4-9	1-3	5-5	3-6-9	2	14	1	1	1	0	36
04	EMERY, Jackson	g 6-8	5-7	0-0	0-2-2	4	17	1	0	1	2	31
31	COLLINSWORTH, K.	g 4-4	0-0	2-2	2-7-9	3	10	4	4	0	2	32
32	FREDETTE, Jimmer	g 6-16	2-5	7-8	0-3-3	2	21	5	3	0	0	36
01	ABOUO, Charles	1-3	0-2	0-0	0-3-3	0	2	0	0	0	0	9
12	MAGNUSSON, Logan	0-1	0-0	0-0	0-0-0	0	0	0	1	0	1	7
13	ZYLSTRA, Brock	0-0	0-0	0-0	0-1-1	0	0	0	0	0	0	3
14	MARTINEAU, Nick	0-0	0-0	0-0	0-0-0	0	0	0	0	0	0	1
15	ANDERSON, James	0-0	0-0	0-0	0-0-0	0	0	0	1	0	0	1
21	ROGERS, Stephen	3-4	0-1	0-0	0-4-4	4	6	1	2	0	0	14
TEAM		2-0-2										
Totals		27-55	8-18	21-26	8-34-42	16	83	14	13	3	6	200

TOTAL FG%	1st Half: 18-33 54.5%	2nd Half: 9-22 40.9%	Game: 49.1%
3-Pt. FG%	1st Half: 6-11 54.5%	2nd Half: 2-7 28.6%	Game: 44.4%
F Throw %	1st Half: 5-7 71.4%	2nd Half: 16-19 84.2%	Game: 80.8%
Deadball Rbs:	1		

Points in the paint-TC 26,BY 22. **Points off turnovers-**TC 13,BY 15.
2nd chance points-TC 6,BY 11. **Fast break points-**TC 8,BY 2.
Bench points-TC 17,BY 8. **Score tied-**1 time. **Lead changed-**1 time.
Last FG-TC 2nd-00:24, BY 2nd-03:03.
Largest lead-TC by 2 1st-19:07, BY by 23 2nd-02:03.



2010-11 SEASON STATISTICS - CUMULATIVE

RECORD:	OVERALL	HOME	AWAY	NEUTRAL
ALL GAMES	10-10	8-2	1-6	1-2
CONFERENCE	1-4	1-1	0-3	0-0
NON-CONFERENCE	9-6	7-1	1-3	1-2

##	Player	gp-gs	min	avg	Total			3-Point		F-Throw		Rebounds				a	to	blk	stl	pts	avg			
					fg-fga	fg%	3fg-fga	3fg%	ft-fga	ft%	off	def	tot	avg	pf							dq		
05	MOSS, Ronnie	19-18	601	31.6	104-249	.418	36-101	.356	59-76	.776	11	55	66	3.5	41	1	67	72	1	18	303	15.9		
33	GREEN, Garlon	20-20	550	27.5	87-166	.524	31-62	.500	29-40	.725	17	71	88	4.4	54	2	23	30	8	11	234	11.7		
03	YEAGER, Sammy	16-6	368	23.0	57-138	.413	19-61	.311	16-24	.667	14	53	67	4.2	36	2	25	19	7	16	149	9.3		
10	THORNS, Hank	19-17	576	30.3	62-159	.390	22-65	.338	27-34	.794	13	45	58	3.1	37	0	115	50	0	22	173	9.1		
04	FIELDS, Amric	20-2	350	17.5	62-122	.508	9-23	.391	21-36	.583	22	33	55	2.8	48	0	9	17	11	14	154	7.7		
23	CADOT, J.R.	20-15	477	23.9	59-89	.663	1-4	.250	28-50	.560	52	71	123	6.2	58	1	24	16	8	20	147	7.4		
25	HILL, Greg	16-1	212	13.3	19-54	.352	14-38	.368	27-31	.871	2	17	19	1.2	22	0	11	13	1	8	79	4.9		
15	GACESA, Nikola	18-14	388	21.6	29-74	.392	7-18	.389	21-30	.700	21	48	69	3.8	25	0	9	14	5	8	86	4.8		
12	CERINA, Nikola	20-6	324	16.2	32-71	.451	0-5	.000	11-20	.550	15	41	56	2.8	48	0	5	17	2	10	75	3.8		
01	RAY, Jarvis	14-1	118	8.4	9-29	.310	1-7	.143	4-14	.286	6	20	26	1.9	19	0	5	13	0	1	23	1.6		
32	HUIE, Zach	4-0	6	1.5	1-1	1.000	0-0	.000	0-1	.000	0	0	0	0.0	0	0	0	0	0	0	2	0.5		
34	KONE, Cheick	6-0	12	2.0	0-3	.000	0-0	.000	1-2	.500	1	2	3	0.5	1	0	0	1	0	0	1	0.2		
31	BAVCEVIC, Marin	2-0	10	5.0	0-0	.000	0-0	.000	0-0	.000	0	0	0	0.0	0	0	0	1	1	0	0	0.0		
02	PRICE, Zack	3-0	4	1.3	0-1	.000	0-0	.000	0-0	.000	0	1	1	0.3	0	0	0	1	0	0	0	0.0		
24	MONTIGEL, Thomas	3-0	4	1.3	0-0	.000	0-0	.000	0-0	.000	0	0	0	0.0	0	0	0	0	0	0	0	0.0		
Team											22	27	49											
Total.....		20	4000		521-1156	.451	140-384	.365	244-358	.682	196	484	680	34.0	389	6	293	267	44	128	1426	71.3		
Opponents.....		20	4000		504-1108	.455	107-353	.303	287-424	.677	186	497	683	34.2	348	-	282	276	60	125	1402	70.1		

TEAM STATISTICS	TC	OPP	Date	Opponent	Score	Att.	
SCORING	1426	1402	11/12/10	JACKSON STATE	w	86-62	3662
Points per game	71.3	70.1	11/16/10	SMU	w	84-64	3937
Scoring margin	+1.2	-	# 11/20/10	vs Rider	L	61-76	2274
FIELD GOALS-ATT	521-1156	504-1108	# 11/21/10	vs BRADLEY	w	74-68	1066
Field goal pct	.451	.455	# 11/22/10	vs Massachusetts	L	48-67	1512
3 POINT FG-ATT	140-384	107-353	11/27/10	HOUSTON	w	79-63	3480
3-point FG pct	.365	.303	\$ 11/29/10	USC	w	81-69	4076
3-pt FG made per game	7.0	5.4	12/01/10	PRAIRIE VIEW A&M	w	78-61	3524
FREE THROWS-ATT	244-358	287-424	12/04/10	NORTHERN IOWA	L	60-64	4022
Free throw pct	.682	.677	12/08/10	at Texas Tech	w	81-77	9113
F-Throws made per game	12.2	14.4	12/11/10	at Nebraska	L	56-70	8057
REBOUNDS	680	683	12/21/10	NORTHWESTERN STATE	w	96-79	3636
Rebounds per game	34.0	34.2	12/28/10	CHICAGO STATE	w	99-72	3670
Rebounding margin	-0.1	-	12/30/10	at Tulsa	L	66-69	5143
ASSISTS	293	282	01/02/11	at Rice	L	61-70	1433
Assists per game	14.7	14.1	* 01/05/11	SAN DIEGO STATE	L	53-66	4287
TURNOVERS	267	276	* 01/08/11	at UNLV	L	49-83	12155
Turnovers per game	13.4	13.8	* 01/12/11	WYOMING	w	78-60	3914
Turnover margin	+0.5	-	* 01/15/11	at Colorado State	L	69-79	4193
Assist/turnover ratio	1.1	1.0	* 01/18/11	at BYU Cougars	L	67-83	16170
STEALS	128	125					
Steals per game	6.4	6.3					
BLOCKS	44	60					
Blocks per game	2.2	3.0					
ATTENDANCE	38208	61116					
Home games-Avg/Game	10-3821	7-8038					
Neutral site-Avg/Game	-	3-1617					

* = Conference game
 # = Hall of Fame Tip-Off Classic (Springfield, Mass.)
 \$ = Hall of Fame Tip-Off Classic (Fort Worth, Texas)

Score by Periods	1st	2nd	Totals
TCU	675	751	1426
Opponents	656	746	1402



2010-11 SEASON STATISTICS - CONFERENCE

RECORD:	OVERALL	HOME	AWAY	NEUTRAL
ALL GAMES	1-4	1-1	0-3	0-0
CONFERENCE	1-4	1-1	0-3	0-0
NON-CONFERENCE	0-0	0-0	0-0	0-0

#	Player	gp-gs	min	avg	Total		3-Point		F-Throw		Rebounds			pf	dq	a	to	blk	stl	pts	avg		
					fg-fga	fg%	3fg-fga	3fg%	ft-fa	ft%	off	def	tot									avg	
05	MOSS, Ronnie	5-5	157	31.4	32-71	.451	13-33	.394	12-14	.857	6	24	30	6.0	10	0	10	24	1	6	89	17.8	
33	GREEN, Garlon	5-5	136	27.2	20-46	.435	11-23	.478	5-6	.833	4	19	23	4.6	12	1	7	6	3	2	56	11.2	
10	THORNS, Hank	5-4	174	34.8	15-46	.326	4-16	.250	8-9	.889	5	13	18	3.6	9	0	35	12	0	4	42	8.4	
04	FIELDS, Amric	5-1	102	20.4	17-30	.567	0-4	.000	4-8	.500	6	8	14	2.8	12	0	3	9	2	4	38	7.6	
12	CERINA, Nikola	5-3	106	21.2	15-29	.517	0-2	.000	2-5	.400	3	14	17	3.4	13	0	0	5	0	3	32	6.4	
25	HILL, Greg	5-1	78	15.6	5-19	.263	4-12	.333	12-13	.923	0	4	4	0.8	12	0	2	4	0	1	26	5.2	
23	CADOT, J.R.	5-4	112	22.4	7-16	.438	0-1	.000	6-13	.462	12	15	27	5.4	16	0	6	6	1	1	20	4.0	
15	GACESA, Nikola	5-2	87	17.4	4-18	.222	3-6	.500	2-5	.400	8	10	18	3.6	4	0	3	3	0	0	13	2.6	
31	BAVCEVIC, Marin	1-0	8	8.0	0-0	.000	0-0	.000	0-0	.000	0	0	0	0.0	0	0	0	1	1	0	0	0.0	
01	RAY, Jarvis	3-0	18	6.0	0-3	.000	0-0	.000	0-0	.000	0	0	0	0.0	3	0	2	1	0	0	0	0.0	
34	KONE, Cheick	2-0	3	1.5	0-0	.000	0-0	.000	0-0	.000	0	1	1	0.5	1	0	0	0	0	0	0	0.0	
03	YEAGER, Sammy	1-0	19	19.0	0-2	.000	0-2	.000	0-0	.000	0	1	1	1.0	0	0	1	0	0	1	0	0.0	
Team											1	5	6										
Total.....		5	1000		115-280	.411	35-99	.354	51-73	.699	45	114	159	31.8	92	1	69	71	8	22	316	63.2	
Opponents.....		5	1000		140-280	.500	23-86	.267	68-102	.667	44	130	174	34.8	70	-	82	58	15	41	371	74.2	

TEAM STATISTICS	TC	OPP	Date	Opponent	Score	Att.
SCORING	316	371	* 01/05/11	SAN DIEGO STATE	L 53-66	4287
Points per game	63.2	74.2	* 01/08/11	at UNLV	L 49-83	12155
Scoring margin	-11.0	-	* 01/12/11	WYOMING	W 78-60	3914
FIELD GOALS-ATT	115-280	140-280	* 01/15/11	at Colorado State	L 69-79	4193
Field goal pct	.411	.500	* 01/18/11	at BYU Cougars	L 67-83	16170
3 POINT FG-ATT	35-99	23-86	* = Conference game			
3-point FG pct	.354	.267	# = Hall of Fame Tip-Off Classic (Springfield, Mass.)			
3-pt FG made per game	7.0	4.6	\$ = Hall of Fame Tip-Off Classic (Fort Worth, Texas)			
FREE THROWS-ATT	51-73	68-102				
Free throw pct	.699	.667				
F-Throws made per game	10.2	13.6				
REBOUNDS	159	174				
Rebounds per game	31.8	34.8				
Rebounding margin	-3.0	-				
ASSISTS	69	82				
Assists per game	13.8	16.4				
TURNOVERS	71	58				
Turnovers per game	14.2	11.6				
Turnover margin	-2.6	-				
Assist/turnover ratio	1.0	1.4				
STEALS	22	41				
Steals per game	4.4	8.2				
BLOCKS	8	15				
Blocks per game	1.6	3.0				
ATTENDANCE	8201	32518				
Home games-Avg/Game	2-4100	3-10839				
Neutral site-Avg/Game	-	0-0				

Score by Periods	1st	2nd	Totals
TCU	158	158	316
Opponents	194	177	371



2010-11 INDIVIDUAL STATISTICS - HOME GAMES

Table with 22 columns: #, Player, gp-gs, min, avg, fg-fga, fg%, 3fg-fga, 3fg%, ft-fga, ft%, off, def, tot, avg, pf, dq, a, to, blk, stl, pts, avg. Rows include individual player stats and team/total/opponents summaries.

2010-11 INDIVIDUAL STATISTICS - AWAY GAMES

Table with 22 columns: #, Player, gp-gs, min, avg, fg-fga, fg%, 3fg-fga, 3fg%, ft-fga, ft%, off, def, tot, avg, pf, dq, a, to, blk, stl, pts, avg. Rows include individual player stats and team/total/opponents summaries.

2010-11 INDIVIDUAL STATISTICS - NEUTRAL GAMES

Table with 22 columns: #, Player, gp-gs, min, avg, fg-fga, fg%, 3fg-fga, 3fg%, ft-fga, ft%, off, def, tot, avg, pf, dq, a, to, blk, stl, pts, avg. Rows include individual player stats and team/total/opponents summaries.



2010-11 INDIVIDUAL STATISTICS - GAMES WON

RECORD:	OVERALL	HOME	AWAY	NEUTRAL
ALL GAMES	10-0	8-0	1-0	1-0
CONFERENCE	1-0	1-0	0-0	0-0
NON-CONFERENCE	9-0	7-0	1-0	1-0

#	Player	gp-gs	min	avg	Total			3-Point		F-Throw		Rebounds			pf	dq	a	to	blk	stl	pts	avg		
					fg-fga	fg%	3fg-fga	3fg%	ft-fa	ft%	off	def	tot	avg										
05	MOSS, Ronnie	10-9	318	31.8	60-130	.462	22-55	.400	33-43	.767	4	26	30	3.0	22	1	45	25	1	13	175	17.5		
33	GREEN, Garlon	10-10	270	27.0	52-88	.591	13-24	.542	19-28	.679	10	32	42	4.2	26	0	13	18	4	6	136	13.6		
03	YEAGER, Sammy	9-3	202	22.4	40-84	.476	13-34	.382	14-20	.700	8	43	51	5.7	20	1	19	13	5	12	107	11.9		
10	THORNS, Hank	9-9	249	27.7	32-70	.457	13-26	.500	12-15	.800	6	19	25	2.8	18	0	65	27	0	6	89	9.9		
23	CADOT, J.R.	10-7	243	24.3	40-53	.755	1-2	.500	17-28	.607	27	40	67	6.7	29	0	15	6	4	14	98	9.8		
04	FIELDS, Amric	10-1	171	17.1	35-65	.538	7-15	.467	14-17	.824	10	11	21	2.1	27	0	6	8	8	9	91	9.1		
15	GACESA, Nikola	8-7	181	22.6	16-34	.471	3-6	.500	13-18	.722	13	26	39	4.9	14	0	3	6	4	6	48	6.0		
25	HILL, Greg	8-0	86	10.8	8-17	.471	5-11	.455	13-14	.929	1	6	7	0.9	6	0	10	5	0	4	34	4.3		
12	CERINA, Nikola	10-3	158	15.8	17-29	.586	0-2	.000	3-7	.429	6	20	26	2.6	24	0	2	9	2	5	37	3.7		
01	RAY, Jarvis	8-1	87	10.9	7-22	.318	1-6	.167	3-11	.273	5	19	24	3.0	13	0	4	12	0	1	18	2.3		
32	HUIE, Zach	4-0	6	1.5	1-1	1.000	0-0	.000	0-1	.000	0	0	0	0.0	0	0	0	0	0	0	2	0.5		
34	KONE, Cheick	5-0	11	2.2	0-3	.000	0-0	.000	1-2	.500	1	1	2	0.4	1	0	0	1	0	0	1	0.2		
31	BAVCEVIC, Marin	2-0	10	5.0	0-0	.000	0-0	.000	0-0	.000	0	0	0	0.0	0	0	0	1	1	0	0	0.0		
02	PRICE, Zack	3-0	4	1.3	0-1	.000	0-0	.000	0-0	.000	0	1	1	0.3	0	0	0	1	0	0	0	0.0		
24	MONTIGEL, Thomas	3-0	4	1.3	0-0	.000	0-0	.000	0-0	.000	0	0	0	0.0	0	0	0	0	0	0	0	0.0		
Team											11	13	24											
Total.....		10	2000		308-597	.516	78-181	.431	142-204	.696	102	257	359	35.9	200	2	182	134	29	76	836	83.6		
Opponents.....		10	2000		242-563	.430	52-182	.286	139-209	.665	95	216	311	31.1	188	-	140	160	24	54	675	67.5		

2010-11 INDIVIDUAL STATISTICS - GAMES LOST

RECORD:	OVERALL	HOME	AWAY	NEUTRAL
ALL GAMES	0-10	0-2	0-6	0-2
CONFERENCE	0-4	0-1	0-3	0-0
NON-CONFERENCE	0-6	0-1	0-3	0-2

#	Player	gp-gs	min	avg	Total			3-Point		F-Throw		Rebounds			pf	dq	a	to	blk	stl	pts	avg		
					fg-fga	fg%	3fg-fga	3fg%	ft-fa	ft%	off	def	tot	avg										
05	MOSS, Ronnie	9-9	283	31.4	44-119	.370	14-46	.304	26-33	.788	7	29	36	4.0	19	0	22	47	0	5	128	14.2		
33	GREEN, Garlon	10-10	280	28.0	35-78	.449	18-38	.474	10-12	.833	7	39	46	4.6	28	2	10	12	4	5	98	9.8		
10	THORNS, Hank	10-8	327	32.7	30-89	.337	9-39	.231	15-19	.789	7	26	33	3.3	19	0	50	23	0	16	84	8.4		
04	FIELDS, Amric	10-1	179	17.9	27-57	.474	2-8	.250	7-19	.368	12	22	34	3.4	21	0	3	9	3	5	63	6.3		
03	YEAGER, Sammy	7-3	166	23.7	17-54	.315	6-27	.222	2-4	.500	6	10	16	2.3	16	1	6	6	2	4	42	6.0		
25	HILL, Greg	8-1	126	15.8	11-37	.297	9-27	.333	14-17	.824	1	11	12	1.5	16	0	1	8	1	4	45	5.6		
23	CADOT, J.R.	10-8	234	23.4	19-36	.528	0-2	.000	11-22	.500	25	31	56	5.6	29	1	9	10	4	6	49	4.9		
12	CERINA, Nikola	10-3	166	16.6	15-42	.357	0-3	.000	8-13	.615	9	21	30	3.0	24	0	3	8	0	5	38	3.8		
15	GACESA, Nikola	10-7	207	20.7	13-40	.325	4-12	.333	8-12	.667	8	22	30	3.0	11	0	6	8	1	2	38	3.8		
01	RAY, Jarvis	6-0	31	5.2	2-7	.286	0-1	.000	1-3	.333	1	1	2	0.3	6	0	1	1	0	0	5	0.8		
34	KONE, Cheick	1-0	1	1.0	0-0	.000	0-0	.000	0-0	.000	0	1	1	1.0	0	0	0	0	0	0	0	0.0		
Team											11	14	25											
Total.....		10	2000		213-559	.381	62-203	.305	102-154	.662	94	227	321	32.1	189	4	111	133	15	52	590	59.0		
Opponents.....		10	2000		262-545	.481	55-171	.322	148-215	.688	91	281	372	37.2	160	-	142	116	36	71	727	72.7		







GAME #21 - TCU VS. UTAH - FORT WORTH, TEXAS - JAN. 22, 2011 - 5 P.M.

GAME-BY-GAME STATISTICS (POINTS-REBOUNDS-ASSISTS)

Opponent	1 Ray	2 Price	3 Yeager	4 Fields	5 Moss	10 Thorns	12 Cerina	13 Clark	15 Gacesa	23 Cadot	24 Montigel	25 Hill	31 Bavcevic	32 Huie	33 Green	34 Kone
Jackson State	1-4-0	0-0-0	8-2-3	18-1-1	20-1-2	9-4-10	5-2-0	DNP	DNP	6-4-5	0-0-0	9-1-2	DNP	0-0-0	9-6-1	1-1-0
SMU	5-4-0	DNP	17-9-0	9-3-0	16-1-5	13-3-10	2-1-0	DNP	DNP	5-6-1	DNP	0-0-2	DNP	DNP	17-4-1	DNP
Rider	0-1-0	DNP	0-3-3	12-6-0	15-3-3	8-4-4	7-0-0	DNP	0-1-0	4-4-0	DNP	2-0-1	DNP	DNP	13-8-0	DNP
Bradley	DNP	DNP	19-1-1	2-1-0	16-2-6	11-3-10	0-2-0	DNP	11-4-0	6-8-0	DNP	2-0-0	DNP	DNP	7-1-0	DNP
UMass	4-0-0	DNP	4-0-0	9-3-0	10-0-2	7-4-1	2-8-1	DNP	0-3-0	7-8-0	DNP	3-3-0	DNP	DNP	2-0-1	DNP
Houston	4-5-0	0-0-0	5-5-0	6-2-0	17-2-4	9-5-5	0-0-0	DNP	7-4-0	11-9-1	0-0-0	2-0-1	DNP	2-0-0	16-4-0	0-0-0
USC	0-1-1	DNP	6-7-1	7-5-0	20-3-2	12-2-8	2-2-0	DNP	12-7-2	9-4-0	DNP	3-3-0	DNP	DNP	10-5-1	DNP
Prairie View A&M	4-3-0	DNP	8-6-2	8-2-2	12-5-8	12-2-2	3-4-1	DNP	4-5-0	15-9-1	DNP	DNP	DNP	0-0-0	12-3-2	0-1-0
Northern Iowa	1-0-0	DNP	13-6-1	4-2-0	8-5-4	2-3-7	4-2-0	DNP	12-2-1	2-3-0	DNP	DNP	DNP	DNP	14-7-0	DNP
Texas Tech	DNP	DNP	22-9-2	0-1-0	16-5-3	7-3-6	11-6-0	DNP	2-1-0	11-10-1	DNP	DNP	DNP	DNP	12-7-1	DNP
Nebraska	0-0-0	DNP	9-1-0	0-3-1	14-5-3	8-1-4	0-3-0	DNP	6-2-1	6-3-2	DNP	DNP	DNP	DNP	13-4-2	DNP
Northwestern State	4-4-1	DNP	7-6-2	5-1-1	22-0-5	12-0-4	4-2-0	DNP	6-8-1	15-6-4	DNP	0-1-0	DNP	DNP	21-7-1	DNP
Chicago State	0-3-1	0-1-0	15-6-8	26-4-1	9-1-7	DNP	0-1-1	DNP	6-7-0	19-10-1	0-0-0	8-0-3	0-0-0	0-0-0	16-3-3	0-0-0
Tulsa	DNP	DNP	9-4-0	2-5-0	19-3-3	3-4-1	3-3-1	DNP	7-4-0	6-6-1	DNP	12-2-0	DNP	DNP	5-5-1	DNP
Rice	0-1-0	DNP	7-1-1	8-2-0	DNP	18-2-8	0-3-1	DNP	0-3-1	5-6-1	DNP	12-5-0	DNP	DNP	11-1-2	DNP
#6/6 San Diego State	DNP	DNP	0-1-1	1-0-0	11-3-4	9-4-1	12-3-0	DNP	0-2-1	7-12-1	DNP	0-1-0	DNP	N/A	13-8-3	DNP
#25/RV UNLV	0-0-1	DNP	DNP	6-4-0	7-5-2	9-2-5	2-1-0	DNP	8-6-0	2-5-1	DNP	4-0-0	DNP	N/A	11-6-1	DNP
Wyoming	0-0-1	DNP	N/A	10-1-1	27-10-3	4-3-10	10-6-0	DNP	0-3-0	1-1-1	DNP	10-2-2	0-0-0	N/A	16-2-3	0-0-0
Colorado State	0-0-0	DNP	N/A	19-5-0	17-3-1	13-2-9	4-4-0	DNP	0-2-1	1-6-0	DNP	9-1-0	DNP	N/A	6-2-0	0-1-0
BYU	DNP	DNP	N/A	2-4-2	27-6-0	7-7-10	4-3-0	DNP	5-5-1	9-3-3	DNP	3-0-0	DNP	N/A	10-5-0	DNP
Utah																
New Mexico																
Air Force																
San Diego State																
UNLV																
Wyoming																
Colorado State																
BYU																
Utah																
New Mexico																
Air Force																

GAME-BY-GAME STARTERS

Opponent	Score	W/L	Guard	Guard	Guard	Forward	Forward
Jackson State	86-62	W	Thorns	Moss	Yeager	Green	Cerina
SMU	84-64	W	Thorns	Moss	Yeager	Green	Cerina
Rider	61-76	L	Thorns	Moss	Yeager	Green	Cerina
Bradley	74-68	W	Thorns	Moss	Cadot	Green	Gacesa
UMass	48-67	L	Thorns	Moss	Cadot	Green	Gacesa
Houston	79-63	W	Thorns	Ray	Cadot	Green	Gacesa
USC	81-69	W	Thorns	Moss	Cadot	Green	Gacesa
Prairie View A&M	78-61	W	Thorns	Moss	Cadot	Green	Gacesa
Northern Iowa	60-64	L	Thorns	Moss	Cadot	Green	Gacesa
Texas Tech	81-77	W	Thorns	Moss	Cadot	Green	Gacesa
Nebraska	56-70	L	Thorns	Moss	Cadot	Green	Gacesa
Northwestern State	96-79	W	Thorns	Moss	Cadot	Green	Gacesa
Chicago State	99-72	W	Moss	Yeager	Fields	Green	Gacesa
Tulsa	66-69	L	Moss	Yeager	Cadot	Green	Gacesa
Rice	61-70	L	Thorns	Yeager	Cadot	Green	Gacesa
#6/6 San Diego State	53-66	L	Thorns	Moss	Cadot	Green	Gacesa
#25/RV UNLV	49-83	L	Moss	Hill	Cadot	Green	Gacesa
Wyoming	78-60	W	Thorns	Moss	Cadot	Green	Cerina
Colorado State	69-79	L	Thorns	Moss	Cadot	Green	Cerina
BYU	67-83	L	Thorns	Moss	Fields	Green	Cerina
Utah							
New Mexico							
Air Force							
San Diego State							
UNLV							
Wyoming							
Colorado State							
BYU							
Utah							
New Mexico							
Air Force							



2010-11 TEAM GAME HIGHS/LOWS

TCU TEAM HIGHS

Table with 3 columns: Statistic, Value, and Opponent/Context. Includes categories like POINTS, FIELD GOALS MADE, REBOUNDS, etc.

TCU TEAM LOWS

Table with 3 columns: Statistic, Value, and Opponent/Context. Includes categories like POINTS, FIELD GOALS MADE, REBOUNDS, etc.

OPPONENT TEAM HIGHS

Table with 3 columns: Statistic, Value, and Opponent/Context. Includes categories like POINTS, FIELD GOALS MADE, REBOUNDS, etc.

OPPONENT TEAM LOWS

Table with 3 columns: Statistic, Value, and Opponent/Context. Includes categories like POINTS, FIELD GOALS MADE, REBOUNDS, etc.



2010-11 INDIVIDUAL SUPERLATIVES

TCU INDIVIDUAL HIGHS

Table with 3 columns: Statistic, Value, and Player/Context. Rows include Points, Field Goals Made, Field Goal Att., FG Pct, 3-Point FG Made, 3-Point FG Att., 3FG Pct, Free Throws Made, Free Throw Att., FT Pct, Rebounds, Assists, Steals, Blocked Shots, Turnovers, and Fouls.

OPPONENT INDIVIDUAL HIGHS

Table with 3 columns: Statistic, Value, and Player/Context. Rows include Points, Field Goals Made, Field Goal Att., FG Pct, 3-Point FG Made, 3-FG Att., 3-FG Pct, Free Throws Made, Free Throw Att., FT Pct, Rebounds, Assists, Steals, Blocked Shots, Turnovers, and Fouls.



INDIVIDUAL BIO UPDATES



1 JARVIS RAY

G • FR. • 6-6 • 195 • NEW ORLEANS, LA. • O. PERRY WALKER HS

2010-11 SEASON NOTES

► Has seen action in 14 games during his true freshman season.

► Posted a career-high five points with four boards during the Nov. 16 home win over SMU.

► Earned his first career start Nov. 27 vs. Houston, scoring four points and pulling down a career-high five rebounds in 11 minutes of action.

► Tied a career high by playing 17 minutes vs. Northwestern State, totaling four points and four boards.

INDIVIDUAL GAME-BY-GAME STATISTICS

Table with columns: Opponent, Date, GS, Min, FG-A, Pct, 3FG-A, Pct, FT-A, Pct, O-D-T, Avg, PF, FO, A, TO, Blk, Stl, Pts, Avg. Rows include games against Jackson St., SMU, Rider, Bradley, UMass, Houston, USC, Prairie View A&M, Northern Iowa, Texas Tech, Nebraska, Northwestern St., Chicago St., Tulsa, Rice, San Diego St., UNLV, Wyoming, Colorado St., BYU, Utah, New Mexico, Air Force, UNLV, Wyoming, Colorado St., BYU, Utah, New Mexico, Air Force.

CAREER HIGHS

POINTS: 5 (11/16/10 vs. SMU)
REBOUNDS: 5 (11/27/10 vs. Houston)
FGs: 2, 4x (last 12/21/10 vs. N'western State)
FGs ATT: 5, 2x (last 12/21/10 vs. N'western State)
3FGs: 1 (11/16/10 vs. SMU)
3FGs ATT: 2 (12/1/10 vs. Prairie View A&M)
FTs: 2 (12/1/10 vs. Prairie View A&M)
FTs ATT: 4 (12/1/10 vs. Prairie View A&M)
ASSISTS: 1, 4x (last 1/12/11 vs. Wyoming)
BLOCKS: None
STEALS: 1 (11/12/10 vs. Jackson State)
MINUTES: 17, 2x (last 12/21/10 vs. N'western State)

SEASON HIGHS

POINTS: 5 (11/16/10 vs. SMU)
REBOUNDS: 5 (11/27/10 vs. Houston)
FGs: 2, 4x (last 12/21/10 vs. N'western State)
FGs ATT: 5, 2x (last 12/21/10 vs. N'western State)
3FGs: 1 (11/16/10 vs. SMU)
3FGs ATT: 2 (12/1/10 vs. Prairie View A&M)
FTs: 2 (12/1/10 vs. Prairie View A&M)
FTs ATT: 4 (12/1/10 vs. Prairie View A&M)
ASSISTS: 1, 4x (last 1/12/11 vs. Wyoming)
BLOCKS: None
STEALS: 1 (11/12/10 vs. Jackson State)
MINUTES: 17, 2x (last 12/21/10 vs. N'western State)

MWC CAREER HIGHS

POINTS: None
REBOUNDS: None
FGs: None
FGs ATT: 2 (1/8/11 at UNLV)
3FGs: None
3FGs ATT: None
FTs: None
FTs ATT: None
ASSISTS: 1, 2x (last 1/12/11 vs. Wyoming)
BLOCKS: None
STEALS: None
MINUTES: 10 (1/8/11 at UNLV)

CAREER STATISTICS - OVERALL

Table with columns: Season, GP-S, Min, FG-A, Pct, 3FG-A, Pct, FT-A, Pct, O-D-T, Avg, PF, FO, A, TO, Blk, Stl, Pts-Avg. Rows for 2010-11 and TOTALS.



INDIVIDUAL BIO UPDATES



2 ZACK PRICE

G • FR. • 6-2 • 180 • SPRING, TEXAS • KLEIN OAK HS

2010-11 SEASON NOTES

- ▶ Has seen action in three games.
- ▶ Made his career debut Nov. 12 vs. Jackson State.
- ▶ Also saw action Nov. 27 vs. Houston and Dec. 28 vs. Chicago State.

INDIVIDUAL GAME-BY-GAME STATISTICS

Opponent	Date	GS	Min	---Total---		---3-PT---		---FT---		---Reb---												
				FG-A	Pct	3FG-A	Pct	FT-A	Pct	O-D-T	Avg	PF	FO	A	TO	Blk	Stl	Pts	Avg			
Jackson St.	11/12	1		0-0	.000	0-0	.000	0-0	.000	0-0-0	0.0	0	0	0	0	0	0	0	0.0			
SMU	11/16			Did Not Play																		
vs. Rider	11/20			Did Not Play																		
vs. Bradley	11/21			Did Not Play																		
vs. UMass	11/22			Did Not Play																		
Houston	11/27	1		0-1	.000	0-0	.000	0-0	.000	0-0-0	0.0	0	0	0	1	0	0	0	0.0			
USC	11/22			Did Not Play																		
Prairie View A&M	12/01			Did Not Play																		
Northern Iowa	12/04			Did Not Play																		
at Texas Tech	12/08			Did Not Play																		
at Nebraska	12/11			Did Not Play																		
Northwestern St.	12/21			Did Not Play																		
Chicago St.	12/28	2		0-0	.000	0-0	.000	0-0	.000	0-1-1	0.3	0	0	0	0	0	0	0	0.0			
at Tulsa	12/30			Did Not Play																		
at Rice	01/02			Did Not Play																		
San Diego St.	01/05			Did Not Play																		
at UNLV	01/08			Did Not Play																		
Wyoming	01/12			Did Not Play																		
at Colorado St.	01/15			Did Not Play																		
at BYU	01/18			Did Not Play																		
Utah	01/22			Did Not Play																		
at New Mexico	01/26			Did Not Play																		
Air Force	01/29			Did Not Play																		
at San Diego St.	02/05			Did Not Play																		
UNLV	02/09			Did Not Play																		
at Wyoming	02/12			Did Not Play																		
Colorado St.	02/16			Did Not Play																		
BYU	02/19			Did Not Play																		
at Utah	02/22			Did Not Play																		
New Mexico	02/26			Did Not Play																		
at Air Force	03/02			Did Not Play																		
Totals		0	4	0-1	.000	0-0	.000	0-0	.000	0-1-1	0.3	0	0	0	1	0	0	0	0.0			

CAREER STATISTICS - OVERALL

Season	GP-S	Min	FG-A	Pct	3FG-A	Pct	FT-A	Pct	O-D-T	Avg	PF	FO	A	TO	Blk	Stl	Pts-Avg
2010-11	3-0	4	0-1	.000	0-0	.000	0-0	.000	0-1-1	0.3	0	0	0	1	0	0	0-0.0
TOTALS	3-0	4	0-1	.000	0-0	.000	0-0	.000	0-1-1	0.3	0	0	0	1	0	0	0-0.0

CAREER HIGHS

POINTS: _____ None
 REBOUNDS: _____ 1 (12/28/10 vs. Chicago State)
 FGs: _____ None
 FGs ATT: _____ 1 (11/27/10 vs. Houston)
 3FGs: _____ None
 3FGs ATT: _____ None
 FTs: _____ None
 FTs ATT: _____ None
 ASSISTS: _____ None
 BLOCKS: _____ None
 STEALS: _____ None
 MINUTES: _____ 2 (12/28/10 vs. Chicago State)

SEASON HIGHS

POINTS: _____ None
 REBOUNDS: _____ 1 (12/28/10 vs. Chicago State)
 FGs: _____ None
 FGs ATT: _____ 1 (11/27/10 vs. Houston)
 3FGs: _____ None
 3FGs ATT: _____ None
 FTs: _____ None
 FTs ATT: _____ None
 ASSISTS: _____ None
 BLOCKS: _____ None
 STEALS: _____ None
 MINUTES: _____ 2 (12/28/10 vs. Chicago State)

MWC CAREER HIGHS

POINTS: _____ N/A
 REBOUNDS: _____ N/A
 FGs: _____ N/A
 FGs ATT: _____ N/A
 3FGs: _____ N/A
 3FGs ATT: _____ N/A
 FTs: _____ N/A
 FTs ATT: _____ N/A
 ASSISTS: _____ N/A
 BLOCKS: _____ N/A
 STEALS: _____ N/A
 MINUTES: _____ N/A



INDIVIDUAL BIO UPDATES



4 AMRIC FIELDS

F • FR. • 6-9 • 210 • OKLAHOMA CITY, OKLA. • PUTNAM WEST HS

2010-11 SEASON NOTES

- Has seen action in all 20 contests, ranking No. 6 among active players in minutes played.
Leads TCU in blocked shots, ranks No. 4 among active players in scoring and steals and is No. 7 in rebounds.
Has scored in double figures five times and led TCU in scoring twice.

- Made his career debut Nov. 12 vs. Jackson State and scored the most points for a freshman in a TCU opener (18) since Jeff Jacobs (19) against Drexel on Dec. 3, 1993.
Experienced a stellar first career start Dec. 28 vs. Chicago State, scoring a career-high 26 points on 9-of-14 shooting, including 3-of-4 from 3-point range.

CAREER HIGHS

POINTS: 26 (12/28/10 vs. Chicago State)
REBOUNDS: 6 (11/20/10 vs. Rider)
FGs: 9 (12/28/10 vs. Chicago State)
FGs ATT: 13 (1/15/11 at Colorado State)
3FGs: 3 (12/28/10 vs. Chicago State)
3FGs ATT: 4 (12/28/10 vs. Chicago State)
FTs: 5 (12/28/10 vs. Chicago State)
FTs ATT: 5, 2x (last 1/2/11 at Rice)
ASSISTS: 2, 2x (last 1/18/11 at BYU)
BLOCKS: 2, 2x (last 11/27/10 vs. Houston)
STEALS: 2, 4x (last 1/15/11 at Colorado State)
MINUTES: 30 (1/18/11 at BYU)

INDIVIDUAL GAME-BY-GAME STATISTICS

Table with columns: Opponent, Date, GS, Min, FG-A, Pct, 3FG-A, Pct, FT-A, Pct, O-D-T, Avg, PF, FO, A, TO, Blk, Stl, Pts, Avg. Rows include games against Jackson St., SMU, Houston, USC, Prairie View A&M, Northern Iowa, San Diego St., Wyoming, Utah, Air Force, UNLV, Colorado St., and BYU.

SEASON HIGHS

POINTS: 26 (12/28/10 vs. Chicago State)
REBOUNDS: 6 (11/20/10 vs. Rider)
FGs: 9 (12/28/10 vs. Chicago State)
FGs ATT: 13 (1/15/11 at Colorado State)
3FGs: 3 (12/28/10 vs. Chicago State)
3FGs ATT: 4 (12/28/10 vs. Chicago State)
FTs: 5 (12/28/10 vs. Chicago State)
FTs ATT: 5, 2x (last 1/2/11 at Rice)
ASSISTS: 2, 2x (last 1/18/11 at BYU)
BLOCKS: 2, 2x (last 11/27/10 vs. Houston)
STEALS: 2, 4x (last 1/15/11 at Colorado State)
MINUTES: 30 (1/18/11 at BYU)

MWC CAREER HIGHS

POINTS: 19 (1/15/11 at Colorado State)
REBOUNDS: 5 (1/15/11 at Colorado State)
FGs: 8 (1/15/11 at Colorado State)
FGs ATT: 13 (1/15/11 at Colorado State)
3FGs: None
3FGs ATT: 1, 3x (last 1/15/11 at Colorado State)
FTs: 3 (1/15/11 at Colorado State)
FTs ATT: 4 (1/15/11 at Colorado State)
ASSISTS: 2 (1/18/11 at BYU)
BLOCKS: 1 (1/15/11 at Colorado State)
STEALS: 2 (1/15/11 at Colorado State)
MINUTES: 30 (1/18/11 at BYU)

CAREER STATISTICS - OVERALL

Summary table with columns: Season, GP-S, Min, FG-A, Pct, 3FG-A, Pct, FT-A, Pct, O-D-T, Avg, PF, FO, A, TO, Blk, Stl, Pts-Avg. Rows for 2010-11 and TOTALS.



INDIVIDUAL BIO UPDATES



5 RONNIE MOSS

G • JR. • 6-2 • 205 • FORT WORTH, TEXAS • CHRISTIAN LIFE ACADEMY

2010-11 SEASON NOTES

► **MWC rankings:** No. 3 in scoring, No. 4 in FT shooting, No. 6 in assists, No. 6 in 3FG made and No. 8 in minutes played.

► **NCAA rankings:** No. 180 in assists, No. 197 in scoring, No. 237 in FT percentage, No. 248 in FG percentage.

► Leads TCU in scoring and minutes played and ranks No. 2 in assists, No. 3 in steals and No. 4 in rebounding.

► Has led TCU in scoring a team-high 10 times and reached double figures 16 times.

► Has scored 20 points five times this season and 15 times in his career.

► Scored his 1,000th career point at home Jan. 5 vs. San Diego State. Is one of only five players in program history with 1,000 points and 300 assists. Is currently No. 22 in career points.

► Recorded his 300th career assist during the Dec. 28 win over Chicago State.

► Moved into 10th place on TCU's career assists list Nov. 16 vs. SMU, moving past former great Dennis Nutt (256).

► Recorded his 300th career field goal during the Nov. 21 win over Bradley at the Hall of Fame Tip-Off.

► Totaled his 200th career rebound and 100th career 3-pointer Dec. 4 vs. Northern Iowa.

► Notched his third career double-double with a season-high 27 points and career-best 10 rebounds Jan. 12 vs. Wyoming. Hit six 3-pointers vs. the Cowboys.

► Equaled a season high with 27 points Jan. 18 at BYU.

CAREER HIGHS

POINTS: _____ 30 (1/30/10 vs. New Mexico)
REBOUNDS: _____ 10 (1/12/11 vs. Wyoming)
FGs: _____ 12 (1/30/10 vs. New Mexico)
FGs ATT: _____ 23 (11/24/09 vs. Texas State)
3FGs: _____ 6 (1/12/11 vs. Wyoming)
3FGs ATT: _____ 13 (1/12/10 vs. Wyoming)
FTs: _____ 11 (12/21/10 vs. N'western State)
FTs ATT: _____ 14 (11/21/09 at Nebraska)
ASSISTS: _____ 12 (11/24/09 vs. Texas State)
BLOCKS: _____ 1, 8x (last 1/12/11 vs. Wyoming)
STEALS: _____ 4 (1/12/11 vs. Wyoming)
MINUTES: _____ 49 (11/24/09 vs. Texas State)

INDIVIDUAL GAME-BY-GAME STATISTICS


Opponent	Date	GS	Min	[---Total---]		[---3-PT---]		[---FT---]		[---Reb---]		O-D-T	Avg	PF	FO	A	TO	Blk	Stl	Pts	Avg
				FG-A	Pct	3FG-A	Pct	FT-A	Pct	O-D-T	Avg										
Jackson St.	11/12	*	28	7-12	.583	4-6	.667	2-2	1.000	0-1-1	1.0	1	0	2	1	0	1	0	1	20	20.0
SMU	11/16	*	34	7-14	.500	2-4	.500	0-0	.000	1-0-1	1.0	1	0	5	0	0	0	0	0	16	18.0
vs. Rider	11/20	*	28	5-13	.385	1-3	.333	4-7	.571	1-2-3	1.7	2	0	3	4	0	0	0	15	17.0	
vs. Bradley	11/21	*	36	7-14	.500	2-6	.333	0-0	.000	0-2-2	1.8	1	0	6	5	0	2	16	16.8		
vs. UMass	11/22	*	31	3-12	.250	0-3	.000	4-6	.667	0-0-0	1.4	3	0	2	7	0	1	10	15.4		
Houston	11/27	*	32	5-13	.385	1-5	.200	6-9	.667	0-2-2	1.5	2	0	4	1	0	1	17	15.7		
USC	11/29	*	38	7-15	.467	1-5	.200	5-5	1.000	0-3-3	1.7	0	0	2	3	0	3	20	16.3		
Prairie View A&M	12/01	*	28	4-9	.444	2-3	.667	2-4	.500	1-4-5	2.1	2	0	8	4	0	0	12	15.8		
Northern Iowa	12/04	*	34	2-10	.200	2-6	.333	2-2	1.000	0-5-5	2.4	3	0	4	5	0	0	8	14.9		
at Texas Tech	12/08	*	34	6-16	.375	1-6	.167	3-6	.500	1-4-5	2.7	4	0	3	1	0	0	16	15.0		
at Nebraska	12/11	*	31	5-11	.455	3-7	.429	1-2	.500	0-5-5	2.9	2	0	3	4	0	1	14	14.9		
Northwestern St.	12/21	*	33	5-14	.357	1-5	.200	11-11	1.000	0-0-0	2.7	5	1	5	6	0	1	22	15.5		
Chicago St.	12/28	*	24	3-6	.500	2-4	.500	1-2	.500	0-1-1	2.5	4	0	7	4	0	1	9	15.0		
at Tulsa	12/30	*	33	6-19	.316	1-5	.200	6-6	1.000	1-2-3	2.6	1	0	3	3	0	1	19	15.3		
at Rice	01/02			Did Not Play																	
San Diego St.	01/05	*	33	5-15	.333	1-7	.143	0-0	.000	0-3-3	2.6	1	0	4	6	0	0	11	15.0		
at UNLV	01/08	*	26	2-8	.250	1-3	.333	2-2	1.000	1-4-5	2.8	2	0	2	10	0	0	7	14.5		
Wyoming	01/12	*	31	9-17	.529	6-11	.545	3-4	.750	1-9-10	3.2	2	0	3	0	1	4	27	15.2		
at Colorado St.	01/15	*	33	6-14	.429	2-7	.286	3-3	1.000	1-5-6	3.3	3	0	1	4	0	1	17	15.3		
at BYU	01/18	*	34	10-17	.588	3-5	.600	4-5	.800	3-3-6	3.5	2	0	0	4	0	1	27	15.9		
Utah	01/22																				
at New Mexico	01/26																				
Air Force	01/29																				
at San Diego St.	02/05																				
UNLV	02/09																				
at Wyoming	02/12																				
Colorado St.	02/16																				
BYU	02/19																				
at Utah	02/22																				
New Mexico	02/26																				
at Air Force	03/02																				
Totals			18	601	104-249	.418	36-101	.356	59-76	.776	11-55-66	3.5	41	1	67	72	1	18	303	15.9	

CAREER STATISTICS - OVERALL

Season	GP-S	Min	FG-A	Pct	3FG-A	Pct	FT-A	Pct	O-D-T	Avg	PF	FO	A	TO	Blk	Stl	Pts-Avg
2010-11	19-18	601	104-249	.418	36-101	.356	59-76	.776	11-55-66	3.5	41	1	67	72	1	18	303-15.9
2009-10	32-30	1,072	165-408	.404	62-165	.376	84-123	.683	18-84-102	3.2	74	1	189	120	7	24	476-14.9
2008-09	30-15	754	115-270	.426	23-67	.343	53-76	.697	10-67-77	2.6	69	0	62	60	0	20	306-10.2
TOTALS	81-63	2,427	384-917	.419	121-333	.363	196-275	.713	39-206-245	3.0	194	2	318	252	8	62	1,085-13.4



INDIVIDUAL BIO UPDATES



10 HANK THORNS

G • JR. • 5-9 • 160 • LAS VEGAS, NEV. • VALLEY HS • VIRGINIA TECH

MWC rankings: No. 1 in assists, No. 2 in assist-turnover ratio and No. 10 in minutes played.

NCAA rankings: No. 22 in assists, No. 62 in assist-turnover ratio.

Ranks No. 1 on the team in assists and steals, No. 2 in minutes played, No. 3 among active players in scoring and No. 5 in rebounding.

One of 66 candidates for the Bob Cousy Award, giving to the nation's top point guard.

2010-11 SEASON NOTES

Collected a career-high 10 assists in three of his first four games in a TCU uniform and has 10 in five contests overall. Has five or more in 12 games.

Owns two of TCU's four double-doubles.

Has scored in double figures seven times, leading the Frogs once.

Notched his first career double-double with a season-high 13 points and 10 assists in the Nov. 16 win over SMU. Went 3-for-3 from beyond the arc in the contest.

Posted another double-double with 11 points and 10 assists in the Nov. 21 win over Bradley at the Hall of Fame Tip-Off. Scored seven points in the game's final 1:22 to help TCU secure the victory.

Scored a career-high 18 points with eight assists in 36 minutes of action Jan. 2 at Rice.

Recorded his 300th career assist Jan. 18 at BYU.

CAREER HIGHS

POINTS: 18 (1/2/11 at Rice)
REBOUNDS: 7, 2x (last 1/18/11 at BYU)
FGs: 7 (1/2/11 at Rice)
FGs ATT: 11, 3x (last 1/15/11 at Colorado State)
3FGs: 3, 2x (last 12/1/10 vs. Prairie View A&M)
3FGs ATT: 6, 3x (last 1/8/11 at UNLV)
FTs: 8 (1/29/08 vs. Florida State)
FTs ATT: 12 (1/29/08 vs. Florida State)
ASSISTS: 10, 5x (last 1/18/11 at BYU)
BLOCKS: 1 (3/19/08 vs. Morgan State)
STEALS: 6 (2/20/08 at Maryland)
MINUTES: 38 (1/8/11 at UNLV)

SEASON HIGHS

POINTS: 18 (1/2/11 at Rice)
REBOUNDS: 7 (1/18/11 at BYU)
FGs: 7 (1/2/11 at Rice)
FGs ATT: 11, 3x (last 1/15/11 at Colorado State)
3FGs: 3, 2x (last 12/1/10 vs. Prairie View A&M)
3FGs ATT: 6, 2x (last 1/8/11 at UNLV)
FTs: 4, 2x (last 1/15/11 at Colorado State)
FTs ATT: 4, 4x (last 1/15/11 at Colorado State)
ASSISTS: 10, 5x (last 1/18/11 at BYU)
BLOCKS: None
STEALS: 4 (11/20/10 vs. Rider)
MINUTES: 38 (1/8/11 at UNLV)

MWC CAREER HIGHS

POINTS: 9, 2x (last 1/8/11 at UNLV)
REBOUNDS: 7 (1/18/11 at BYU)
FGs: 4, 2x (last 1/15/11 at Colorado State)
FGs ATT: 11, 2x (last 1/15/11 at Colorado State)
3FGs: 1, 4x (last 1/18/11 at BYU)
3FGs ATT: 6 (1/8/11 at UNLV)
FTs: 4 (1/15/11 at Colorado State)
FTs ATT: 4 (1/15/11 at Colorado State)
ASSISTS: 10, 2x (last 1/18/11 at BYU)
BLOCKS: None
STEALS: 2 (1/15/11 at Colorado State)
MINUTES: 38 (1/8/11 at UNLV)

INDIVIDUAL GAME-BY-GAME STATISTICS

Table with columns: Opponent, Date, GS, Min, FG-A, Pct, 3FG-A, Pct, FT-A, Pct, O-D-T, Avg, PF, FO, A, TO, Blk, Stl, Pts, Avg. Rows include games against Jackson St., SMU, Rider, Bradley, UMass, Houston, USC, Prairie View A&M, Northern Iowa, Texas Tech, Nebraska, Northwestern St., Chicago St., Tulsa, Rice, San Diego St., UNLV, Wyoming, Colorado St., BYU, Utah, New Mexico, Air Force, UNLV, Colorado St., BYU, New Mexico.

CAREER STATISTICS - OVERALL

Table with columns: Season, GP-S, Min, FG-A, Pct, 3FG-A, Pct, FT-A, Pct, O-D-T, Avg, PF, FO, A, TO, Blk, Stl, Pts-Avg. Rows include 2010-11, 2009-10, 2008-09, 2007-09, and TOTALS.



INDIVIDUAL BIO UPDATES



12 NIKOLA CERINA

F • SO. • 6-9 • 245 • TOPOLA OPLENAC, SERBIA • NIKOLA TELSA SS

2010-11 SEASON NOTES

► Ranks No. 6 among active TCU players this season in rebounds and No. 8 in scoring.

► Totaled a season-high 12 points on 5-of-6 shooting Jan. 5 vs. San Diego State.

► Has played in all 20 games with six starts.

► Has scored in double figures twice this season.

► Equaled a career high with two steals Nov. 16 vs. SMU.

► Posted a season-high eight rebounds off the bench in only 20 minutes of action Nov. 22 vs. UMass.

CAREER HIGHS

POINTS: _____ 21 (2/13/10 at Wyoming)
REBOUNDS: _____ 9, 2x (last 12/30/09 vs. No. Colorado)
FGs: _____ 6, 4x (last 2/13/10 at Wyoming)
FGs ATT: _____ 12 (2/13/10 at Wyoming)
3FGs: _____ 2 (1/9/10 at Utah)
3FGs ATT: _____ 4 (1/9/10 at Utah)
FTs: _____ 8 (2/13/10 at Wyoming)
FTs ATT: _____ 11 (1/23/10 vs. UNLV)
ASSISTS: _____ 2, 3x (last 1/16/10 at San Diego State)
BLOCKS: _____ 3, 2x (last 2/2/10 at BYU)
STEALS: _____ 2, 4x (last 11/16/10 vs. SMU)
MINUTES: _____ 34 (2/13/10 at Wyoming)

INDIVIDUAL GAME-BY-GAME STATISTICS

Table with columns: Opponent, Date, GS, Min, FG-A, Pct, 3FG-A, Pct, FT-A, Pct, O-D-T, Avg, PF, FO, A, TO, Blk, Stl, Pts, Avg. Rows include Jackson St., SMU, vs. Rider, vs. Bradley, vs. UMass, Houston, USC, Prairie View A&M, Northern Iowa, at Texas Tech, at Nebraska, Northwestern St., Chicago St., at Tulsa, at Rice, San Diego St., at UNLV, Wyoming, at Colorado St., at BYU, Utah, at New Mexico, Air Force, at San Diego St., UNLV, at Wyoming, Colorado St., BYU, at Utah, New Mexico, at Air Force, and Totals.

SEASON HIGHS

POINTS: _____ 12 (1/5/11 vs. San Diego State)
REBOUNDS: _____ 8 (11/22/10 vs. UMass)
FGs: _____ 5, 3x (last 1/12/11 vs. Wyoming)
FGs ATT: _____ 8, 2x (last 1/18/11 at BYU)
3FGs: _____ None
3FGs ATT: _____ 1, 5x (last 1/12/11 vs. Wyoming)
FTs: _____ 3 (11/20/10 vs. Rider)
FTs ATT: _____ 5 (11/20/10 vs. Rider)
ASSISTS: _____ 1, 4x (last 12/30/10 at Tulsa)
BLOCKS: _____ 1, 2x (last 12/8/10 at Texas Tech)
STEALS: _____ 2, 2x (last 11/16/10 vs. SMU)
MINUTES: _____ 26 (1/5/11 vs. San Diego State)

MWC CAREER HIGHS

POINTS: _____ 21 (2/13/10 at Wyoming)
REBOUNDS: _____ 7, 2x (last 2/13/10 at Wyoming)
FGs: _____ 6, 2x (last 2/13/10 at Wyoming)
FGs ATT: _____ 12 (2/13/10 at Wyoming)
3FGs: _____ 2 (1/9/10 at Utah)
3FGs ATT: _____ 4 (1/9/10 at Utah)
FTs: _____ 8 (2/13/10 at Wyoming)
FTs ATT: _____ 11 (1/23/10 vs. UNLV)
ASSISTS: _____ 2, 3x (last 1/16/10 at San Diego State)
BLOCKS: _____ 3, 2x (last 2/2/10 at BYU)
STEALS: _____ 2, 2x (last 1/30/10 vs. New Mexico)
MINUTES: _____ 34 (2/13/10 at Wyoming)

CAREER STATISTICS - OVERALL

Table with columns: Season, GP-S, Min, FG-A, Pct, 3FG-A, Pct, FT-A, Pct, O-D-T, Avg, PF, FO, A, TO, Blk, Stl, Pts-Avg. Rows include 2010-11, 2009-10, and TOTALS.



INDIVIDUAL BIO UPDATES



15 NIKOLA GACESA

F • SR. • 6-9 • 240 • BELGRADE, SERBIA • NIKOLA TESLA SS • FLORIDA INT'L

2010-11 SEASON NOTES

- Has played in 18 games with 14 starts.
Ranks No. 3 among active TCU players in rebounding and No. 7 in scoring.
Made his TCU debut Nov. 20 vs. Rider, playing four minutes and grabbing one rebound.
Earned his first start for TCU during the Nov. 21 win over Bradley, scoring 11 points in 24 minutes of action.
Set his season high in scoring (12) and Nov. 29 vs. USC. Also hit his first two 3-pointers of the season while playing a season-best 30 minutes.
Pulled down a season-best eight rebounds Dec. 21 against Northwestern State, including his 300th career board.
Played in his 100th career game Jan. 15 at Colorado State.
Went 6-of-6 at the free-throw line while matching a season best with 12 points Dec. 4 vs. Northern Iowa.

CAREER HIGHS

POINTS: 22 (2/5/09 at La. Lafayette)
REBOUNDS: 11 (2/13/08 vs. UALR)
FGs: 9 (2/5/09 at La. Lafayette)
FGs ATT: 17 (11/17/08 vs. Monmouth)
3FGs: 3 (1/22/09 vs. North Texas)
3FGs ATT: 5 (1/22/09 vs. North Texas)
FTs: 6, 5x (last 12/4/10 vs. Northern Iowa)
FTs ATT: 8 (11/24/08 vs. Toledo)
ASSISTS: 3 (1/29/09 at New Orleans)
BLOCKS: 3, 2x (last 2/20/08 at Florida Atlantic)
STEALS: 3, 2x (last 11/27/10 vs. Houston)
MINUTES: 37, 2x (last 2/5/09 at La. Lafayette)

INDIVIDUAL GAME-BY-GAME STATISTICS

Table with columns: Opponent, Date, GS, Min, FG-A, Pct, 3FG-A, Pct, FT-A, Pct, O-D-T, Avg, PF, FO, A, TO, Blk, Stl, Pts, Avg. Rows include games against Jackson St., SMU, Rider, Bradley, UMass, Houston, USC, Prairie View A&M, Northern Iowa, Texas Tech, Nebraska, Northwestern St., Chicago St., Tulsa, Rice, San Diego St., UNLV, Wyoming, Colorado St., BYU, Utah, Air Force, UNLV, Colorado St., BYU, New Mexico.

SEASON HIGHS

POINTS: 12 (11/29/10 vs. USC)
REBOUNDS: 8 (12/21/10 vs. Northwestern St.)
FGs: 5 (11/29/10 vs. USC)
FGs ATT: 8, 3x (last 12/11/10 at Nebraska)
3FGs: 2, 2x (1/8/11 at UNLV)
3FGs ATT: 4 (1/8/11 at UNLV)
FTs: 6 (12/4/10 vs. Northern Iowa)
FTs ATT: 6, 2x (last 12/4/10 vs. Northern Iowa)
ASSISTS: 2 (11/29/10 vs. USC)
BLOCKS: 1, 5x (last 12/28/10 vs. Chicago State)
STEALS: 3 (11/27/10 vs. Houston)
MINUTES: 30, 2x (last 12/30/10 at Tulsa)

MWC CAREER HIGHS

POINTS: 8 (1/8/11 at UNLV)
REBOUNDS: 6 (1/8/11 at UNLV)
FGs: 2, 2x (last 1/18/11 at BYU)
FGs ATT: 7 (1/18/11 at BYU)
3FGs: 2 (1/8/11 at UNLV)
3FGs ATT: 4 (1/8/11 at UNLV)
FTs: 2 (1/8/11 at UNLV)
FTs ATT: 4 (1/8/11 at UNLV)
ASSISTS: 1, 3x (last 1/18/11 at BYU)
BLOCKS: None
STEALS: None
MINUTES: 27 (1/8/11 at UNLV)

CAREER STATISTICS - OVERALL

Table with columns: Season, GP-S, Min, FG-A, Pct, 3FG-A, Pct, FT-A, Pct, O-D-T, Avg, PF, FO, A, TO, Blk, Stl, Pts-Avg. Rows include 2010-11, 2009-10, 2008-09, 2007-09, 2006-07, and TOTALS.



INDIVIDUAL BIO UPDATES



23 J.R. CADOT

F • SR. • 6-9 • 240 • BELGRADE, SERBIA • NIKOLA TESLA SS • FLORIDA INT'L

2010-11 SEASON NOTES

- MWC rankings: No. 3 in offensive rebounds, No. 5 in total rebounds.
Leads TCU in rebounds and ranks No. 2 among active players in steals and No. 5 in scoring.
Has led TCU in rebounds eight times.
Owns two of TCU's four double-doubles.
Shooting 38-of-47 (80.9%) from the field at home.

- Set career highs in points (19), field goals (nine) and attempts (12) while adding 10 rebounds Dec. 28 vs. Chicago State.
Collected a career-high five steals in the Nov. 21 win over Bradley, the most for a Frog since Zvonko Buljan (five) against Air Force on Feb. 18, 2009.
Notched his first career double-double with 11 points and a career-high 10 rebounds during the Dec. 8 road win at Texas Tech.

- Made 22 straight FG attempts at home over a six-game stretch between Nov. 27 vs. Houston and Dec. 28 vs. Chicago State.
Pulled down a career-high 12 rebounds, including 10 offensive, Jan. 5 vs. San Diego State. Became the first Frog with 10 offensive boards in a contest since Marlon Dumont against Northwestern State on Nov. 21, 2001.

CAREER HIGHS

POINTS: 19 (12/28/10 vs. Chicago State)
REBOUNDS: 12 (1/5/11 vs. San Diego State)
FGs: 9 (12/28/10 vs. Chicago State)
FGs ATT: 12 (12/28/10 vs. Chicago State)
3FGs: 1 (12/1/10 vs. Prairie View A&M)
3FGs ATT: 1, 4x (last 1/12/11 vs. Wyoming)
FTs: 5 (12/8/10 at Texas Tech)
FTs ATT: 6, 2x (last 1/15/11 at Colorado State)
ASSISTS: 5 (11/12/10 vs. Jackson State)
BLOCKS: 2, 2x (last 12/1/10 vs. Prairie View A&M)
STEALS: 5 (11/21/10 vs. Bradley)
MINUTES: 36 (12/21/10 vs. Northwestern State)

INDIVIDUAL GAME-BY-GAME STATISTICS

Table with columns: Opponent, Date, GS, Min, FG-A, Pct, 3FG-A, Pct, FT-A, Pct, O-D-T, Avg, PF, FO, A, TO, Blk, Stl, Pts, Avg. Rows include games against Jackson St., SMU, Rider, Bradley, UMass, Houston, USC, Prairie View A&M, Northern Iowa, Texas Tech, Nebraska, Northwestern St., Chicago St., Tulsa, Rice, San Diego St., UNLV, Wyoming, Colorado St., BYU, Utah, New Mexico, Air Force, UNLV, Colorado St., BYU, New Mexico.

SEASON HIGHS

POINTS: 19 (12/28/10 vs. Chicago State)
REBOUNDS: 12 (1/5/11 vs. San Diego State)
FGs: 9 (12/28/10 vs. Chicago State)
FGs ATT: 12 (12/28/10 vs. Chicago State)
3FGs: 1 (12/1/10 vs. Prairie View A&M)
3FGs ATT: 1, 4x (last 1/12/11 vs. Wyoming)
FTs: 5 (12/8/10 at Texas Tech)
FTs ATT: 6, 2x (last 1/15/11 at Colorado State)
ASSISTS: 5 (11/12/10 vs. Jackson State)
BLOCKS: 2, 2x (last 12/1/10 vs. Prairie View A&M)
STEALS: 5 (11/21/10 vs. Bradley)
MINUTES: 36 (12/21/10 vs. Northwestern State)

MWC CAREER HIGHS

POINTS: 9 (1/18/11 at BYU)
REBOUNDS: 12 (1/5/11 vs. San Diego State)
FGs: 4 (1/18/11 at BYU)
FGs ATT: 6 (1/18/11 at BYU)
3FGs: None
3FGs ATT: 1 (1/12/11 vs. Wyoming)
FTs: 3 (1/5/11 vs. San Diego State)
FTs ATT: 6 (1/15/11 at Colorado State)
ASSISTS: 3 (1/18/11 at BYU)
BLOCKS: 1 (1/18/11 at BYU)
STEALS: 1 (1/15/11 at Colorado State)
MINUTES: 28 (1/15/11 at Colorado State)

CAREER STATISTICS - OVERALL

Table with columns: Season, GP-S, Min, FG-A, Pct, 3FG-A, Pct, FT-A, Pct, O-D-T, Avg, PF, FO, A, TO, Blk, Stl, Pts-Avg. Rows for 2010-11 and TOTALS.



INDIVIDUAL BIO UPDATES



24 THOMAS MONTIGEL

F • SR. • 6-9 • 240 • BELGRADE, SERBIA • NIKOLA TESLA SS • FLORIDA INT'L

2010-11 SEASON NOTES

- ▶ Made his TCU debut Nov. 12 vs. Jackson State.
- ▶ Also saw action Nov. 27 vs. Houston and Dec. 28 vs. Chicago State.

INDIVIDUAL GAME-BY-GAME STATISTICS

Opponent	Date	GS	Min	---Total---		---3-PT---		---FT---		---Reb---										
				FG-A	Pct	3FG-A	Pct	FT-A	Pct	O-D-T	Avg	PF	FO	A	TO	Blk	Stl	Pts	Avg	
Jackson St.	11/12	1		0-0	.000	0-0	.000	0-0	.000	0-0-0	0.0	0	0	0	0	0	0	0	0.0	
SMU	11/16			Did Not Play																
vs. Rider	11/20			Did Not Play																
vs. Bradley	11/21			Did Not Play																
vs. UMass	11/22			Did Not Play																
Houston	11/27	1		0-0	.000	0-0	.000	0-0	.000	0-0-0	0.0	0	0	0	0	0	0	0	0.0	
USC	11/29			Did Not Play																
Prairie View A&M	12/01			Did Not Play																
Northern Iowa	12/04			Did Not Play																
at Texas Tech	12/08			Did Not Play																
at Nebraska	12/11			Did Not Play																
Northwestern St.	12/21			Did Not Play																
Chicago St.	12/28	2		0-0	.000	0-0	.000	0-0	.000	0-0-0	0.0	0	0	0	0	0	0	0	0.0	
at Tulsa	12/30			Did Not Play																
at Rice	01/02			Did Not Play																
San Diego St.	01/05			Did Not Play																
at UNLV	01/08			Did Not Play																
Wyoming	01/12			Did Not Play																
at Colorado St.	01/15			Did Not Play																
at BYU	01/18			Did Not Play																
Utah	01/22			Did Not Play																
at New Mexico	01/26			Did Not Play																
Air Force	01/29			Did Not Play																
at San Diego St.	02/05			Did Not Play																
UNLV	02/09			Did Not Play																
at Wyoming	02/12			Did Not Play																
Colorado St.	02/16			Did Not Play																
BYU	02/19			Did Not Play																
at Utah	02/22			Did Not Play																
New Mexico	02/26			Did Not Play																
at Air Force	03/02			Did Not Play																
Totals		0	4	0-0	.000	0-0	.000	0-0	.000	0-0-0	0.0	0	0	0	0	0	0	0	0.0	

CAREER STATISTICS - OVERALL

Season	GP-S	Min	FG-A	Pct	3FG-A	Pct	FT-A	Pct	O-D-T	Avg	PF	FO	A	TO	Blk	Stl	Pts-Avg
2010-11	3-0	4	0-0	.000	0-0	.000	0-0	.000	0-0-0	0.0	0	0	0	0	0	0	0-0.0
TOTALS	3-0	4	0-0	.000	0-0	.000	0-0	.000	0-0-0	0.0	0	0	0	0	0	0	0-0.0

CAREER HIGHS

POINTS: _____ None
 REBOUNDS: _____ None
 FGs: _____ None
 FGs ATT: _____ None
 3FGs: _____ None
 3FGs ATT: _____ None
 FTs: _____ None
 FTs ATT: _____ None
 ASSISTS: _____ None
 BLOCKS: _____ None
 STEALS: _____ None
 MINUTES: _____ 2 (12/28/10 vs. Chicago State)

SEASON HIGHS

POINTS: _____ None
 REBOUNDS: _____ None
 FGs: _____ None
 FGs ATT: _____ None
 3FGs: _____ None
 3FGs ATT: _____ None
 FTs: _____ None
 FTs ATT: _____ None
 ASSISTS: _____ None
 BLOCKS: _____ None
 STEALS: _____ None
 MINUTES: _____ 2 (12/28/10 vs. Chicago State)

MWC CAREER HIGHS

POINTS: _____ N/A
 REBOUNDS: _____ N/A
 FGs: _____ N/A
 FGs ATT: _____ N/A
 3FGs: _____ N/A
 3FGs ATT: _____ N/A
 FTs: _____ N/A
 FTs ATT: _____ N/A
 ASSISTS: _____ N/A
 BLOCKS: _____ N/A
 STEALS: _____ N/A
 MINUTES: _____ N/A



INDIVIDUAL BIO UPDATES



25 GREG HILL

G • SR. • 6-2 • 215 • GARY, IND. • MERRILLVILLE HS • MIDLAND COLLEGE

2010-11 SEASON NOTES

- One of only two seniors on TCU's roster.
Added 12 points the following game Jan. 2 at Rice.
Made his first start of the season Jan. 8 at UNLV.
Has played in 16 games with one start.
Leads TCU in FT percentage and ranks No. 4 among active players in 3FG percentage and No. 6 in scoring.
Has scored in double figures three times.
Scored a season-best 12 points with a trio of 3-pointers Dec. 30 at Tulsa.

CAREER HIGHS

POINTS: 23 (2/6/10 at Air Force)
REBOUNDS: 6 (12/23/09 at Houston)
FGs: 8 (2/6/10 at Air Force)
FGs ATT: 12 (2/6/10 at Air Force)
3FGs: 7 (2/6/10 at Air Force)
3FGs ATT: 10 (2/6/10 at Air Force)
FTs: 8 (2/10/10 vs. Utah)
FTs ATT: 8 (2/10/10 vs. Utah)
ASSISTS: 4 (12/20/09 vs. St. Gregory's [Okla.])
BLOCKS: 1, 4x (last 11/20/10 vs. Rider)
STEALS: 2, 6x (last 12/28/10 vs. Chicago State)
MINUTES: 31, 2x (12/12/09 at Wichita State)

INDIVIDUAL GAME-BY-GAME STATISTICS

Table with columns: Opponent, Date, GS, Min, FG-A, Pct, 3FG-A, Pct, FT-A, Pct, O-D-T, Avg, PF, FO, A, TO, Blk, Stl, Pts, Avg. Rows include games against Jackson St., SMU, Rider, Bradley, UMass, Houston, USC, Prairie View A&M, Northern Iowa, Texas Tech, Nebraska, Northwestern St., Chicago St., Tulsa, Rice, San Diego St., UNLV, Wyoming, Colorado St., BYU, Utah, New Mexico, Air Force, San Diego St., UNLV, Wyoming, Colorado St., BYU, New Mexico, Air Force.

SEASON HIGHS

POINTS: 12, 2x (last 1/2/11 at Rice)
REBOUNDS: 5 (1/2/11 at Rice)
FGs: 4 (1/2/11 at Rice)
FGs ATT: 9 (1/2/11 at Rice)
3FGs: 3 (12/30/10 at Tulsa)
3FGs ATT: 5, 3x (last 1/15/11 at Colorado State)
FTs: 5 (1/12/11 vs. Wyoming)
FTs ATT: 5, 3x (last 1/12/11 vs. Wyoming)
ASSISTS: 3 (12/28/10 vs. Chicago State)
BLOCKS: 1 (11/20/10 vs. Rider)
STEALS: 2 (12/28/10 vs. Chicago State)
MINUTES: 27 (1/2/11 at Rice)

MWC CAREER HIGHS

POINTS: 23 (2/6/10 at Air Force)
REBOUNDS: 5 (3/3/10 at New Mexico)
FGs: 8 (2/6/10 at Air Force)
FGs ATT: 12 (2/6/10 at Air Force)
3FGs: 7 (2/6/10 at Air Force)
3FGs ATT: 10 (2/6/10 at Air Force)
FTs: 8 (2/10/10 vs. Utah)
FTs ATT: 8 (2/10/10 vs. Utah)
ASSISTS: 3 (3/10/10 vs. BYU)
BLOCKS: 1 (1/6/10 vs. Air Force)
STEALS: 2, 3x (last 3/10/10 vs. BYU)
MINUTES: 29, 2x (last 2/10/10 vs. Utah)

CAREER STATISTICS - OVERALL

Table with columns: Season, GP-S, Min, FG-A, Pct, 3FG-A, Pct, FT-A, Pct, O-D-T, Avg, PF, FO, A, TO, Blk, Stl, Pts-Avg. Rows for 2010-11, 2009-10, and TOTALS.



INDIVIDUAL BIO UPDATES



31 MARIN BAVCEVIC

G • SO. • 6-0 • 175 • SPLIT, CROATIA • THE PATTERSON SCHOOL

2010-11 SEASON NOTES

- ▶ Has seen action in two contests.
- ▶ Missed the opening 12 games while recovering from injury.
- ▶ Made his season debut Dec. 28 vs. Chicago State with two minutes of action.
- ▶ Played eight minutes Jan. 12 vs. Wyoming, recording his first career blocked shot.

CAREER HIGHS

POINTS: _____ None
 REBOUNDS: _____ 2 (2/24/10 at UNLV)
 FGs: _____ None
 FGs ATT: _____ 1 (12/20/09 vs. [St. Gregory's])
 3FGs: _____ None
 3FGs ATT: _____ 1 (12/20/09 vs. [St. Gregory's])
 FTs: _____ None
 FTs ATT: _____ None
 ASSISTS: _____ 3 (2/24/10 at UNLV)
 BLOCKS: _____ 1 (1/12/11 vs. Wyoming)
 STEALS: _____ 1 (2/24/10 at UNLV)
 MINUTES: _____ 12 (2/24/10 at UNLV)

INDIVIDUAL GAME-BY-GAME STATISTICS

Opponent	Date	GS	Min	[---Total---]		[---3-PT---]		[---FT---]		[---Reb---]		O-D-T	Avg	PF	FO	A	TO	Blk	Stl	Pts	Avg
				FG-A	Pct	3FG-A	Pct	FT-A	Pct	O-D-T	Avg										
Jackson St.	11/12			Did Not Play																	
SMU	11/16			Did Not Play																	
vs. Rider	11/20			Did Not Play																	
vs. Bradley	11/21			Did Not Play																	
vs. UMass	11/22			Did Not Play																	
Houston	11/27			Did Not Play																	
USC	11/29			Did Not Play																	
Prairie View A&M	12/01			Did Not Play																	
Northern Iowa	12/04			Did Not Play																	
at Texas Tech	12/08			Did Not Play																	
at Nebraska	12/11			Did Not Play																	
Northwestern St.	12/21			Did Not Play																	
Chicago St.	12/28	2		0-0	.000	0-0	.000	0-0	.000	0-0-0	0.0	0	0	0	0	0	0	0	0	0	0.0
at Tulsa	12/30			Did Not Play																	
at Rice	01/02			Did Not Play																	
San Diego St.	01/05			Did Not Play																	
at UNLV	01/08			Did Not Play																	
Wyoming	01/12	8		0-0	.000	0-0	.000	0-0	.000	0-0-0	0.0	0	0	0	0	1	1	0	0	0	0.0
at Colorado St.	01/15			Did Not Play																	
at BYU	01/18			Did Not Play																	
Utah	01/22			Did Not Play																	
at New Mexico	01/26			Did Not Play																	
Air Force	01/29			Did Not Play																	
at San Diego St.	02/05			Did Not Play																	
UNLV	02/09			Did Not Play																	
at Wyoming	02/12			Did Not Play																	
Colorado St.	02/16			Did Not Play																	
BYU	02/19			Did Not Play																	
at Utah	02/22			Did Not Play																	
New Mexico	02/26			Did Not Play																	
at Air Force	03/02			Did Not Play																	
Totals		0	10	0-0	.000	0-0	.000	0-0	.000	0-0-0	0.0	0	0	0	0	1	1	0	0	0	0.0

SEASON HIGHS

POINTS: _____ None
 REBOUNDS: _____ None
 FGs: _____ None
 FGs ATT: _____ None
 3FGs: _____ None
 3FGs ATT: _____ None
 FTs: _____ None
 FTs ATT: _____ None
 ASSISTS: _____ None
 BLOCKS: _____ 1 (1/12/11 vs. Wyoming)
 STEALS: _____ None
 MINUTES: _____ 8 (1/12/11 vs. Wyoming)

MWC CAREER HIGHS

POINTS: _____ None
 REBOUNDS: _____ 2 (2/24/10 at UNLV)
 FGs: _____ None
 FGs ATT: _____ None
 3FGs: _____ None
 3FGs ATT: _____ None
 FTs: _____ None
 FTs ATT: _____ None
 ASSISTS: _____ 3 (2/24/10 at UNLV)
 BLOCKS: _____ 1 (1/12/11 vs. Wyoming)
 STEALS: _____ 1 (2/24/10 at UNLV)
 MINUTES: _____ 12 (2/24/10 at UNLV)

CAREER STATISTICS - OVERALL

Season	GP-S	Min	FG-A	Pct	3FG-A	Pct	FT-A	Pct	O-D-T	Avg	PF	FO	A	TO	Blk	Stl	Pts-Avg
2010-11	2-0	10	0-0	.000	0-0	.000	0-0	.000	0-0-0	0.0	0	0	0	1	1	0	0-0.0
2009-10	7-0	19	0-1	.000	0-1	.000	0-0	.000	2-1-3	0.4	2	0	3	0	0	1	0-0.0
TOTALS	9-0	29	0-1	.000	0-1	.000	0-0	.000	2-1-3	0.4	2	0	3	1	1	1	0-0.0



INDIVIDUAL BIO UPDATES



33 GARLON GREEN

G • SO. • 6-7 • 210 • MISSOURI CITY, TEXAS • HIGHTOWER HS

MWC rankings: No. 1 in 3FG percentage and No. 17 in scoring.

Leads TCU in FG percentage and 3FG percentage. Ranks No. 2 in scoring and rebounding.

The only Frog to start each game this season and one of only three players to see action in each contest.

Has led TCU in scoring four times and scored in

2010-11 SEASON NOTES

double figures 15 games.

Has shot 50.0% or better from the field in 13 of TCU's 20 games.

Scored a career-high 21 points, his first 20-point performance, during the Dec. 21 home win over Northwestern State. Shot 6-of-9 from the field and 7-of-10 at the free-throw line.

Is 24-of-46 (52.2%) from 3-point range over

the last 12 games, including career highs of three 3-pointers six times.

CAREER HIGHS

POINTS: 21 (12/21/10 at N'western State)
REBOUNDS: 8, 3x (last 1/5/11 vs. San Diego State)
FGs: 7, 2x (11/27/10 vs. Houston)
FGs ATT: 12, 2x (last 1/12/11 vs. Wyoming)
3FGs: 3, 6x (last 1/12/11 vs. Wyoming)
3FGs ATT: 8 (last 1/2/11 at Rice)
FTs: 10 (11/24/09 vs. Texas State)
FTs ATT: 14 (11/24/09 vs. Texas State)
ASSISTS: 3, 3x (last 1/12/11 vs. Wyoming)
BLOCKS: 2 (11/13/09 vs. Mid-America Christian)
STEALS: 3 (2/27/10 vs. Colorado State)
MINUTES: 34 (11/20/10 vs. Rider)

INDIVIDUAL GAME-BY-GAME STATISTICS

Table with columns: Opponent, Date, GS, Min, FG-A, Pct, 3FG-A, Pct, FT-A, Pct, O-D-T, Avg, PF, FO, A, TO, Blk, Stl, Pts, Avg. Rows include Jackson St., SMU, vs Rider, vs. Bradley, vs. UMass, Houston, USC, Prairie View A&M, Northern Iowa, at Texas Tech, at Nebraska, Northwestern St., Chicago St., at Tulsa, at Rice, San Diego St., at UNLV, Wyoming, at Colorado St., at BYU, Utah, at New Mexico, Air Force, at San Diego St., UNLV, at Wyoming, Colorado St., BYU, at Utah, New Mexico, at Air Force, and Totals.

SEASON HIGHS

POINTS: 21 (12/21/10 at N'western State)
REBOUNDS: 8, 2x (last 1/5/11 vs. San Diego State)
FGs: 7, 2x (last 11/27/10 vs. Houston)
FGs ATT: 12, 2x (last 1/12/11 vs. Wyoming)
3FGs: 3, 6x (last 1/12/11 vs. Wyoming)
3FGs ATT: 8 (1/2/11 at Rice)
FTs: 7 (12/21/10 at N'western State)
FTs ATT: 10 (12/21/10 at N'western State)
ASSISTS: 3, 3x (last 1/12/11 vs. Wyoming)
BLOCKS: 1, 8x (last 1/12/11 vs. Wyoming)
STEALS: 2, 2x (last 12/11/10 at Nebraska)
MINUTES: 34 (11/20/10 vs. Rider)

MWC CAREER HIGHS

POINTS: 16 (1/12/11 vs. Wyoming)
REBOUNDS: 8 (1/5/11 vs. San Diego State)
FGs: 6 (1/12/11 vs. Wyoming)
FGs ATT: 12, 2x (last 1/12/11 vs. Wyoming)
3FGs: 3, 3x (last 1/12/11 vs. Wyoming)
3FGs ATT: 7 (1/8/11 at UNLV)
FTs: 5 (2/2/10 at BYU)
FTs ATT: 6 (2/27/10 vs. Colorado State)
ASSISTS: 3, 2x (last 1/12/11 vs. Wyoming)
BLOCKS: 1, 4x (last 1/12/11 vs. Wyoming)
STEALS: 3 (2/27/10 vs. Colorado State)
MINUTES: 33, 2x (last 1/8/11 at UNLV)

CAREER STATISTICS - OVERALL

Table with columns: Season, GP-S, Min, FG-A, Pct, 3FG-A, Pct, FT-A, Pct, O-D-T, Avg, PF, FO, A, TO, Blk, Stl, Pts-Avg. Rows include 2010-11, 2009-10, and TOTALS.



INDIVIDUAL BIO UPDATES



34 CHEICK KONE

C • SO. • 6-10 • 240 • MALI, AFRICA • HOWARD COLLEGE

2010-11 SEASON NOTES

- Has seen action in six contests.
Made his TCU debut Nov. 12 vs. Jackson State, making one free throw and pulling down one rebound.
Also saw action Nov. 27 vs. Houston, Dec. 1 vs. Prairie View A&M, Dec. 28 vs. Chicago State, Jan. 12 vs. Wyoming and Jan. 15 at Colorado State.

CAREER HIGHS

POINTS: 1 (11/12/10 vs. Jackson State)
REBOUNDS: 1, 3x (last 1/15/11 at Colorado State)
FGs: None
FGs ATT: 1, 3x (last 12/28/10 vs. Chicago State)
3FGs: None
3FGs ATT: None
FTs: 1 (11/12/10 vs. Jackson State)
FTs ATT: 2 (11/12/10 vs. Jackson State)
ASSISTS: None
BLOCKS: None
STEALS: None
MINUTES: 3, 2x (12/1/10 vs. Prairie View A&M)

INDIVIDUAL GAME-BY-GAME STATISTICS

Table with columns: Opponent, Date, GS, Min, FG-A, Pct, 3FG-A, Pct, FT-A, Pct, O-D-T, Avg, PF, FO, A, TO, Blk, Stl, Pts, Avg. Rows include games against Jackson St., SMU, Houston, USC, Prairie View A&M, Northern Iowa, Chicago St., San Diego St., Wyoming, Utah, Air Force, UNLV, Colorado St., and BYU.

SEASON HIGHS

POINTS: 1 (11/12/10 vs. Jackson State)
REBOUNDS: 1, 3x (last 1/15/11 at Colorado State)
FGs: None
FGs ATT: 1, 3x (last 12/28/10 vs. Chicago State)
3FGs: None
3FGs ATT: None
FTs: 1 (11/12/10 vs. Jackson State)
FTs ATT: 2 (11/12/10 vs. Jackson State)
ASSISTS: None
BLOCKS: None
STEALS: None
MINUTES: 3, 2x (12/1/10 vs. Prairie View A&M)

MWC CAREER HIGHS

POINTS: None
REBOUNDS: 1 (1/15/11 at Colorado State)
FGs: None
FGs ATT: None
3FGs: None
3FGs ATT: None
FTs: None
FTs ATT: None
ASSISTS: None
BLOCKS: None
STEALS: None
MINUTES: 2 (1/12/11 vs. Wyoming)

CAREER STATISTICS - OVERALL

Summary table with columns: Season, GP-S, Min, FG-A, Pct, 3FG-A, Pct, FT-A, Pct, O-D-T, Avg, PF, FO, A, TO, Blk, Stl, Pts-Avg. Totals: 6-0, 12, 0-3, .000, 0-0, .000, 1-2, .500, 1-2-3, 0.5, 1, 0, 0, 1, 0, 0, 1-0.2




HORNED FROG TV/RADIO ROSTER




1

JARVIS RAY
G | 6-6 | 195 | Fr.
New Orleans, La.
O. Perry Walker HS




2

ZACK PRICE
G | 6-2 | 180 | Fr.
Spring, Texas
Klein Oak HS



4

AMRIC FIELDS
F | 6-9 | 210 | Fr.
Oklahoma City, Okla.
Putnam West HS



5

RONNIE MOSS
G | 6-2 | 205 | Jr.
Fort Worth, Texas
Christian Life Academy



10

HANK THORNS
G | 5-9 | 165 | Jr.
Las Vegas, Nev.
Virginia Tech




12

NIKOLA CERINA
F | 6-9 | 245 | Jr.
Topola Oplenac, Serbia
Nikola Tesla SS


AM-rick

nee-CO-lah CHUR-nuh




13

ANDRE CLARK
F | 6-9 | 220 | Jr.
Little Rock, Ark.
John A. Logan CC




15

NIKOLA GACESA
F | 6-9 | 245 | Sr.
Belgrade, Serbia
Florida International




23

J.R. CADOT
G | 6-5 | 205 | Jr.
Nassau, Bahamas
Sheridan College



24

THOMAS MONTIGEL
G | 6-3 | 190 | Fr.
Fort Worth, Texas
Paschal HS



25

GREG HILL
G | 6-2 | 205 | Sr.
Gary, Ind.
Midland College



31

MARIN BAVCEVIC
G | 6-0 | 185 | Jr.
Split, Croatia
The Patterson School

nee-CO-lah guh-CHAY-suh

CAD-it (rhymes with "Had It")

MAHR-in bov-CHE-vich



33

GARLON GREEN
F | 6-7 | 210 | So.
Missouri City, Texas
Hightower HS



34

CHEICK KONE
C | 6-10 | 235 | Sr.
Mali, Africa
Howard College

SHECK ko-NAY



JIM CHRISTIAN
Head Coach
Rhode Island ('88)
3rd season at TCU (9th overall)



BILL WUCZYNSKI
Assistant Coach
UNLV ('96)
3rd season

woo-ZIN-ski



ERIC HAUT
Assistant Coach
Kent State ('04)
2nd season

HOWT



ARMON GATES
Assistant Coach
Kent State ('06)
1st season

ahr-MON



CODY HOPKINS
Director of Operations
Northeastern State ('06)
2nd season



2009-10 TCU-UTAH BOX SCORES

Official Basketball Box Score -- Game Totals -- Final Statistics
TCU vs Utah
01/09/10 1:30 pm at Salt Lake City, UT (Huntsman Center)

TCU 45 • 8-8, 1-1 MWC

Box score table for TCU vs Utah. Columns include Player, FG-FGA, 3-Ptr, Rebounds, PF, TP, A TO Blk Stl, Min. Totals: 16-52, 4-16, 9-13, 13 23 36, 12 45, 7 14 0 6, 200.

FG % 1st Half: 9-28 32.1% 2nd half: 7-24 29.2% Game: 16-52 30.8%
3FG % 1st Half: 2-6 33.3% 2nd half: 2-10 20.0% Game: 4-16 25.0%
FT % 1st Half: 4-4 100.0 2nd half: 5-9 55.6% Game: 9-13 69.2%

Utah 65 • 8-7, 1-0 MWC

Box score table for Utah vs TCU. Columns include Player, FG-FGA, 3-Ptr, Rebounds, PF, TP, A TO Blk Stl, Min. Totals: 23-48, 6-18, 13-15, 3 25 28, 15 65, 12 9 8 11, 200.

FG % 1st Half: 12-24 50.0% 2nd half: 11-24 45.8% Game: 23-48 47.9%
3FG % 1st Half: 1-8 12.5% 2nd half: 5-10 50.0% Game: 6-18 33.3%
FT % 1st Half: 4-4 100.0 2nd half: 9-11 81.8% Game: 13-15 86.7%

Officials: Randy McCall, Mike Reed, Mike Giarratano
Technical fouls: TCU-None. Utah-None.
Attendance: 8694

Score by periods table for TCU vs Utah. Columns: 1st, 2nd, Total. TCU: 24, 21, 45. Utah: 29, 36, 65.

Last FG - TC 2nd-01:06, UT 2nd-04:27.
Largest lead - TC by 3 1st-16:19, UT by 24 2nd-03:57.

Points In Off 2nd Fast table for TCU vs Utah. Columns: Points, In Paint, T/O, Chance, Break, Bench. TCU: 12, 9, 9, 4, 18. Utah: 32, 19, 2, 8, 31.

Score tied - 1 time.
Lead changed - 5 times.

Official Basketball Box Score -- Game Totals -- Final Statistics
Utah vs TCU
02/10/10 7:00pm at Daniel-Meyer Coliseum (Fort Worth, TX)

Utah 64 • 11-12 (4-5 MWC)

Box score table for Utah vs TCU. Columns include Player, FG-FGA, 3-Ptr, Rebounds, PF, TP, A TO Blk Stl, Min. Totals: 20-49, 8-15, 16-18, 8 25 33, 18 64, 11 9 3 1, 200.

FG % 1st Half: 11-26 42.3% 2nd half: 9-23 39.1% Game: 20-49 40.8%
3FG % 1st Half: 6-11 54.5% 2nd half: 2-4 50.0% Game: 8-15 53.3%
FT % 1st Half: 4-5 80.0% 2nd half: 12-13 92.3% Game: 16-18 88.9%

TCU 55 • 11-14 (3-7 MWC)

Box score table for TCU vs Utah. Columns include Player, FG-FGA, 3-Ptr, Rebounds, PF, TP, A TO Blk Stl, Min. Totals: 18-50, 5-15, 14-15, 7 23 30, 17 55, 11 9 3 2, 200.

FG % 1st Half: 10-21 47.6% 2nd half: 8-29 27.6% Game: 18-50 36.0%
3FG % 1st Half: 2-6 33.3% 2nd half: 3-9 33.3% Game: 5-15 33.3%
FT % 1st Half: 7-7 100.0 2nd half: 7-8 87.5% Game: 14-15 93.3%

Officials: Scott Thornley, Verne Harris, Dan Chrisman
Technical fouls: Utah-None. TCU-None.
Attendance: 4414

Score by periods table for Utah vs TCU. Columns: 1st, 2nd, Total. Utah: 32, 32, 64. TCU: 29, 26, 55.

Points In Off 2nd Fast table for Utah vs TCU. Columns: Points, In Paint, T/O, Chance, Break, Bench. Utah: 14, 12, 7, 2, 21. TCU: 14, 15, 6, 4, 11.

Last FG - UT 2nd-02:23, TC 2nd-00:04.
Largest lead - UT by 10 2nd-00:28, TC by 3 1st-18:08.

Score tied - 7 times.
Lead changed - 9 times.