

TABLE OF CONTENTS



SECTION 1: 2018 GENERAL INFORMATION

Table of Contents	1
TCU Media Information/Quick Facts	2-3
Lupton Stadium & Williams-Reilly Field	4-5
2018 Preseason Notebook	6-7
2018 TCU Baseball Roster/Breakdown	8
2018 TCU Baseball TV/Radio Photo Roster	9
2018 TCU Baseball Schedule	10
2018 Opponent Information	11-12



SECTION 2: 2018 PLAYER PROFILES

Luken Baker	13-15
Austin Boyles	16
Dalton Brown	17-18
Cal Coughlin	19-20
Jake Eissler	21-22
Durbin Feltman	23-24
Haylen Green	25
Zach Humphreys	26-27
Jared Janczak	28-29
Charles King	30
Michael Landestoy	31-33
Nick Lodolo	34-35
Trey Morris	36
Connor Wanhanen	37-39
Josh Watson	40-42
Sean Wymer	43-44
Dion Henderson	45
Newcomers	45-49



SECTION 3: COACHING STAFF

Head Coach Jim Schlossnagle	50-53
Associate Head Coach Bill Mosiello	54
Assistant Coach Kirk Saarloos	55
Volunteer Assistant Zach Etheredge	56
Director of Ops Meredith Montgomery	57
Athletic Trainer Danny Wheat	58
Professional Staff	59
Chancellor Victor J. Boschini	60
Dir. of Intercollegiate Athletics Jeremiah Donati	61



SECTION 4: 2017 SEASON IN-REVIEW

2017 Final Results	62
2017 Final Stats	63
2017 Line Scores	64-66
2017 Team Superlatives	67
2017 Offensive Superlatives	68
2017 Fielding/Pitching Superlatives	69
2017 Postseason Recap	70
2017 Big 12 Standings	71
2017 Big 12 TCU Stats	71
2017 Big 12 Team Stats	72
2017 Big 12 Team Honors	72
2017 NCAA Stats	72



SECTION 5: PROGRAM HISTORY

Individual Records	73
Team Records	74
Individual Season Records	75
Individual Career Records	76
Batting Statistics Since 1966	77
Pitching Statistics Since 1966	78
Individual Accomplishments	79
Postseason Team Awards	80
Conference Tournament History	81-82
NCAA Postseason History	83-91
2010 College World Series	92
2014 College World Series	93
2015 College World Series	94
2016 College World Series	95
2017 College World Series	96
Year-By-Year Results	97-103
Opponent Series History	104
Postseason Conference Honors	105-106
TCU Postseason Honors	107
Horned Frogs in the Pros	108-109
All-Time Letterwinners	110-111
Legends of TCU	112-113

Credits

The 2018 TCU Baseball Fact Book was designed by Media Relations Assistant Director Brandie Davidson with editorial and design assistance from Matt Hoover. Photography was provided by the late Linda Kaye, Michael Clements, Jim Boyd, Patrick Green, Keith Robinson, Fort Worth Chamber of Commerce and Anthony Vassar. Special thanks to the TCU Media Relations staff for editorial services.

2018 MEDIA INFORMATION

2018 QUICK FACTS

GENERAL INFORMATION

Location	Fort Worth, Texas
Enrollment	10,394
Founded	1873
Nickname	Horned Frogs
Colors	Purple & White
Conference	Big 12
Chancellor	Dr. Victor J. Boschini, Jr.
Dir. of Intercollegiate Athletics	Jeremiah Donati
Faculty Representative	Dr. Rhonda Hatcher
Athletics Phone	(817) 257-5658
Ticket Office Phone	(817) 257-FROG (3764)

STADIUM INFORMATION

Name	Lupton Stadium & Williams-Reilly Field
Capacity	4,500
First Season	2003
All-Time Record	362-115
Playing Surface	Natural Grass
Dimensions	330 Lines; 375 LC, 370 RC, 395 CF
Press Box Phone	(817) 257-7966

COACHING STAFF

Head Coach	Jim Schlossnagle
Alma Mater	Elon College, 1992
Career Record/ Years	692-319 (16)
Record at TCU/ Years	615-272 (13)
Office Fax	(817) 257-5362
E-mail	j.schlossnagle@tcu.edu
Associate Head Coach	Bill Mosiello
Office Phone	(817) 257-5588
E-mail	b.mosiello@tcu.edu
Assistant Coach	Kirk Saarloos
Office Phone	(817) 257-5656
E-mail	k.saarloos@tcu.edu
Volunteer Asst. Coach	Zach Etheredge
Office Phone	(817) 257-6962
E-mail	z.etheredge@tcu.edu
Volunteer Asst. Coach	Josh Elander
Dir. of Baseball Ops.	Meredith Montgomery
Office Phone	(817) 257-5155
E-mail	m.m.montgomery@tcu.edu
Athletic Trainer	Danny Wheat
Office Phone	(817) 257-5156
E-mail	j.wheat@tcu.edu

TEAM INFORMATION

2017 Overall Record	50-18
2017 Big 12 Record/Finish	16-8/T-1st
2017 Big 12 Tournament	3-2
2017 Postseason	College World Series
Final Ranking	4th
Letterwinners Returning/Lost	16/14
Position Starters Returning/Lost	4/6
Pitchers Returning/Lost	11/4
Newcomers	15

MEDIA RELATIONS

Baseball Contact	Brandie Davidson
Office Phone	(817) 257-7969
Direct Line	(817) 257-7479
Fax	(817) 257-7964
Cell Phone	(817) 343-2050
E-mail	b.i.davidson@tcu.edu
Mailing Address	TCU Box 297600
	Fort Worth, Texas 76129
Website	www.gofrogs.com

MEDIA RELATIONS

The TCU Athletics Media Relations Office is located on the 2nd floor of the Schollmaier Arena. The office is open from 8 a.m. to 5 p.m., Monday through Friday. The main office phone number is **(817) 257-7969** and the fax number is **(817) 257-7964**. **Brandie Davidson**, TCU Athletics Media Relations Assistant Director, is the media relations contact for Horned Frogs Baseball. Any media relations questions may be directed to her by phone at **(817) 257-7479** or via e-mail at **b.i.davidson@tcu.edu**.

JUST TCU, THANK YOU!

Though the TCU Department of Athletics is a proud and integral part of Texas Christian University, it desires to be recognized simply as TCU (acronym only) Athletics. Therefore, we respectfully urge that the university's teams be identified with an appropriate appellation — TCU. In subsequent references of the same presentation, the team may be referred to by nickname — Horned Frogs. A shorter version of the nickname, Frogs, is acceptable in later usage.

NCAA COMPLIANCE RULES

Under NCAA rules, an extra benefit is any special arrangement by an institutional employee or a representative of the institution's athletics interests to provide a student-athlete or the student-athlete's relative or friend a benefit not expressly authorized by NCAA legislation. Receipt of a benefit by student-athletes or their relatives or friends is not a violation of NCAA legislation if it is demonstrated that the same benefit is available to the institution's general student body or their relatives or friends, or to a particular segment of the student body (e.g., foreign students, minority students, etc.) determined on a basis unrelated to athletics ability. Always remember to **ASK BEFORE YOU ACT**. If you have further questions regarding extra benefits or any other compliance issue, please consult the Compliance Office at **817-257-7525**.

BIG 12 CONFERENCE MEDIA RELATIONS

Contact the Big 12 Media Relations Department for any information or questions concerning Big 12 baseball during the 2013 season. The Big 12 baseball media relations contact is **Russell Luna**. He can be reached by phone at **(469) 524-1009** or via e-mail at **rus-sell@big12sports.com**. For the most up-to-date information regarding Big 12 baseball, visit the official website of the league at **www.big12sports.com**.

INTERVIEW REQUESTS

TCU generally holds practices during the week between 2:30 and 5:30 p.m. All media wishing to cover practice or interview a TCU player or coach before or after practice should contact Brandie Davidson 24 hours before they wish to conduct the interview to confirm the availability of the player or coach.

MEDIA CREDENTIALS

Requests for official working media credentials should be directed to Brandie Davidson. Requests should be made in writing at least one business day prior to the game. Season credentials will be mailed prior to the first game. If time does not allow for credentials to be mailed, they may be picked up with proper identification at the Lupton Stadium ticket booth on game day.

SCOUT PASSES

Professional scouts may obtain credentials through **Assistant Coach Kirk Saarloos**. Saarloos can be reached via e-mail at **k.saarloos@tcu.edu** or by phone at **(817) 257-5656**. Due to limited seating in the press box, scouts will be directed to the general seating area of Lupton Stadium but are welcome to media materials such as updated statistics and an official scorecard. Scouts are asked to be aware of game patrons and respect their desires to watch the game.



2018 MEDIA INFORMATION

PHOTOGRAPHERS

Due to limited space on the field and in the seating areas of Lupton Stadium, all photographers must see Brandie Davidson prior to shooting at TCU home games to obtain rules and regulations.

RADIO BROADCASTS

Lupton Stadium is equipped with two separate radio broadcasting booths. The TCU radio booth is located on the first base side, while the visiting radio booth is on the third base side. Two courtesy telephone lines, as well as two ISDN SPIDS, are available in the visitor's radio booth. The visiting phone line numbers are **(817) 257-7265** and **(817) 257-7962**. The ISDN SPID numbers are **817.314.7091.0101** and **817.314.7095.0101**. Commence all outgoing calls by dialing nine first. Please contact Brandie Davidson two weeks prior to the game you are wishing to broadcast.

PRESSBOX SERVICES

Game notes, an official scorecard, complete team and individual statistics and box scores are provided to working media by the TCU Athletics Media Relations Office at every TCU home game. For any other requests, please contact Brandie Davidson.

POSTGAME INTERVIEWS

Following a brief cooling-off period, media may accompany Brandie Davidson to the lower level of Lupton Stadium for postgame interviews with TCU coaches and players. The TCU clubhouse is always off-limits to the media. Radio wishing to interview coaches and players after the game will be able to plug in a field mike behind home plate to get a live feed from the field. Coach Jim Schlossnagle will be available after all games along with selected players.



TCU ATHLETICS ON THE WEB

TCU maintains a comprehensive athletics department website covering all 20 varsity sports. **Gofrogs.com** features all the information Frog fans need including:

- Schedules/results
- Team statistics
- Rosters
- Press releases
- Game stories
- Facility info
- Online ticket sales
- Gametracker
- Special features
- Webstreaming



In addition, Frog fans can follow the games by listening to the **KTCU** radio broadcasts as well as follow along with **Gametracker** on the site.

The 2007 season also brought a new element to the website with the addition of **webstreaming** of all home non-televised contests. Fans will see the game from different angles and can listen along with Chuck LaMendola as he provides the play-by-play of the game.

TCU BASEBALL ON THE RADIO AND INTERNET



For the 22nd consecutive season, TCU fans can catch all the excitement of Horned Frog baseball on KTCU 88.7 FM. The broadcasts can also be heard around the world by logging onto www.gofrogs.com. All games are broadcast live with the pregame show beginning 15 minutes before first pitch.

Calling all the action for the Frogs is Chuck LaMendola. The 2018 campaign marks LaMendola's 22nd season behind the microphone as the voice of Horned Frog baseball. He has called more than 1,200 TCU baseball games during his time behind the mic.


2010 saw LaMendola move to the television side as TCU's Film-Television-Digital Media department began broadcasting a majority of the last six season's home schedule. The games air either on a live telecast on Fox Sports Southwest or Fox Sports Southwest Plus, as part of TCU's third-tier rights package, or are streamed on the web at Gofrogs.com

As a full time faculty member in TCU's Film-Television-Digital Media department, LaMendola was instrumental in creating the departments Sports Broadcasting degree and teaches television and film production as well as classes in the sports broadcasting.

LaMendola's play-by-play broadcast of TCU baseball has been honored twice. The broadcaster earned a National Award of Distinction in 2002 and the 2004 Communicator Award.

Chuck and his wife, Kelly, have two daughters, Francesca a 2010 graduate of TCU, and Juliana currently a senior at Mount Holyoke College. The LaMendola family resides in Fort Worth.

LUPTON STADIUM



LUPTON STADIUM QUICK FACTS

Capacity: 4,500

Opened: 2003

Dimensions: 330 – Lines
375 – Left Center
370 – Right Center
395 – Center Field

Playing Surface: Natural Grass

All-Time Record: 362-115 (.759)

All-Time Attendance: 1,378,931 (2,946/game)

Season Attendance Record: 153,139 (2017)

STADIUM RENOVATIONS

2005:

- Wired stadium for television

2006:

- Installed new video board
- Added concrete around the bullpens
- Added drainage behind the outfield wall

2007:

- Constructed padded outfield wall
- Added a warning track
- Replaced infield dirt
- Developed Walk of Champions

2008:

- Added patios outside right field
- Expanded sound system
- Sun covers over the bullpen seating areas
- Remodeled team entry

2009:

- Added an auxiliary scoreboard along first base line
- Added concourse signage
- Installed a wall in the batting cages

2010

- Expanded upperdeck seating

2012

- Moved the outfield fences in
- Upgraded the warning track
- Did general landscaping around the stadium

2013

- Relocation of home bullpen

2014

- Addition of a Player Development Facility in left field
- Addition of dirt base paths and redone infield surface

2015

- Addition of new office building, revamped locker rooms, meeting rooms, equipment area and training room along the left field line
- Terraced the area behind right field to accommodate fans.

2016

- Debuted a new HD VideoBoard in left field



LUPTON STADIUM

By The Numbers...

2,946 Average attendance per game at Lupton Stadium since it opened in 2003.

33 Record number of home wins the Horned Frogs posted in 2015

.759 TCU's home winning percentage (362-115) since Lupton Stadium opened in 2003.

7,383 Single-game attendance record set June 7, 2015 against Texas A&M.

LUPTON STADIUM ATTENDANCE

TOP 10 CROWDS

1.	6/7/15	Texas A&M	1-2 (10)	L	7,383
2.	6/8/15	Texas A&M	5-4 (16)	W	7,294
3.	6/6/15	Texas A&M	13-4	W	7,199
4.	4/30/16	Texas Tech	13-6	W	6,451
5.	2/18/11	Kansas	8-2	W	6,099
6.	2/17/12	Ole Miss	4-7	L	5,912
7.	5/1/16	Texas Tech	1-3	L	5,829
8.	2/17/17	Penn State	6-3	W	5,812
9.	6/8/14	Pepperdine	2-3	L	5,620
10.	3/13/13	Northwestern State	13-6	W	5,612

TOP 5 SERIES CROWDS

1.	6/6-8/15	Texas A&M	21,876
2.	4/29-5/1/16	Texas Tech	16,814
3.	5/5-7/17	Texas	15,859
4.	2/17-19/17	Penn State	15,774
5.	4/21-23/17	Baylor	15,399

YEAR BY - YEAR ATTENDANCE

Year	Dates	Att.	Avg.	Record
2003	28	38,581	1,377	21-9
2004	28	34,657	1,237	20-9
2005	30	46,848	1,561	24-6
2006	27	40,158	1,487	18-9
2007	29	51,373	1,712	27-3
2008	34	64,049	1,883	28-8
2009	32	69,290	2,165	23-9
2010	29	90,687	3,127	26-4
2011	36	149,334	4,148	24-12
2012	32	131,610	4,112	23-9
2013	30	107,117	3,570	16-14
2014	34	121,957	3,586	27-8
2015	36	147,335	4,092	33-4
2016	31	132,796	4,283	24-7
2017	32	153,139	4,785	28-4
Totals	468	1,378,931	2,946	362-115



Home Sweet Home

Named for Charlie and Marie Lupton in honor of their \$2 million gift, Lupton Stadium is one of the premier facilities in all of college baseball. In addition, the playing surface is named after former head coach Roger Williams and local businessman, Michael Reilly. It offers many amenities to Horned Frogs baseball players including a spacious home clubhouse located down the left field line. The clubhouse features a team lounge, classroom and state-of-the-art training room with an adjacent rehab room. Additionally, the addition of the Player Development center offers four full-length batting cages and a turf area for practicing. It also offers a unique two-deck structure as well as four luxury suites that allow fans to be extremely close to all of the action. The stadium seats 4,500 fans comfortably and features two patios on each baseline for corporate events or birthday parties.

2018 PRESEASON NOTEBOOK

PRESEASON RESPECT

The last 14 seasons have seen the Horned Frogs gradually imprint themselves on the national scene. No stranger to the rankings, the Frogs find themselves in the preseason polls for the ninth consecutive season.

Fresh off the heels of its fourth straight appearance in the College World Series, TCU is a consensus No. 10 team in six major polls. The Frogs are ranked as high as No. 3 (Perfect Game) and as low as No. 9 (Collegiate Baseball). Baseball America and D1Baseball.com have tabbed the Frogs No. 7.

Additionally, Luken Baker, Jared Janczak and Durbin Feltman have earned spots on various preseason All-American teams.

2018 SCHEDULE NOTES

TCU's 54-game slate will see the Frogs play 31 home games, 22 road games and one contest at a neutral site. It's highlighted by 26 games against 2017 postseason participants.

Seven weekend opponents appear in at least one preseason poll. UCLA (March 10); Vanderbilt (March 11); Oklahoma State (March 30-April 1); Oklahoma (April 6-8); Texas Tech (April 27-29); West Virginia (May 11-13); and Texas (May 17-19) are ranked.

While not a weekend opponent, one team on the schedule also appear in the rankings in Dallas Baptist (March 27, April 3).

Additionally, eight other schools are receiving votes in at least one poll.

RETURN TO DODGER STADIUM

TCU is set to take part in the Dodger Classic featuring USC, UCLA and Vanderbilt. It'll mark the program's second appearance in the tournament and its second straight appearance. TCU previously appeared in 2016.

The Frogs went 2-1 in the tournament two years ago with wins over UCLA and Vanderbilt and a loss to USC.

The Frogs are 29-15 in regular-season tournaments under head coach Jim Schlossnagle.

Additionally, TCU will be playing in a major league stadium for the sixth straight season. TCU owns a record of 15-7 in big league parks.

WIN-WIN-WIN

Over the last four seasons, TCU ranks second in the nation with 198 victories. Since the start of the 2010 campaign, the Frogs boast the fifth-best winning percentage (.705) and the seventh-most wins (364) in the nation.

Since taking over the program in 2004, Schlossnagle has done nothing but win. In 14 years under his guidance, the Frogs are 615-272. TCU has posted 11 seasons with at least 40 wins and has appeared in 13 NCAA Regionals.

The 615 wins are tops among Division I programs in the state of Texas as is the .693 winnings percentage.

TCU's 2,215 program victories in 120 years of existence rank 43rd all-time.

ELITE COMPANY

Since missing the postseason in 2013, TCU has rebounded nicely with four straight trips to the College World Series. TCU is the first since North Carolina (2006-09) to accomplish the feat. It's only the 12th time in CWS history a team has made at least four straight appearances. The year 2017 marked the fifth appearance in the last eight years, making TCU one of just two schools to have accomplished that feat (Florida).

Only nine schools in the NCAA have been in the postseason in at least 13 of the last 14 seasons. Additionally, TCU is one of just five schools to host at least seven regionals in the last nine years. Only three programs have been involved in seven of the last nine NCAA Super Regionals.

CHASING ANOTHER MILESTONE

In a career that has been marked by milestones each and every year, the 2018 season will be no different. Last season, Schlossnagle notched his 600th win at TCU and coached in his 1,000th career game. Already the all-time winningest coach in TCU history (615), Schlossnagle will be chasing his 700th career victory when the season begins.

In 16 seasons as a head coach, Schlossnagle has a .684 (692-319) winning percentage. He ranks seventh in winning percentage among active coaches with at least five years of experience.

PASSING THROUGH THE TURNSTILES

Over the past seven seasons, the popularity of TCU baseball has reached all new heights. For the third straight season and the fifth time in stadium history, the Frogs averaged over 4,000 fans per game. Since the start of the 2011 season, the Frogs are averaging 4,083 fans per game.

TCU boasted a program-best average of 4,785 fans in 2017, a mark that ranked 10th nationally and first among private schools. The total attendance of 153,139 fans ranked 11th nationally.

The Frogs saw another top-10 crowd pour into the stadium on opening night against Penn State in 2017. Additionally, the season saw three of the top-5 attended series in Texas (15,859), Penn State (15,744) and Baylor (15,339). All 10 top crowds have come in the last seven seasons, while all top-attended series have been in the last three campaigns.

A LOOK AT THE PITCHING STAFF

Returning Pitchers (11):

Name	Yr.	W-L	ERA	IP	K	Avg.
Austin Boyles	So.	2-0	5.68	19.0	25	.229
Dalton Brown	Jr.	0-0	5.62	8.0	11	.219
Cal Coughlin	So.	1-0	1.59	22.2	22	.210
Jake Eissler	So.	4-0	5.02	37.2	38	.318
Durbin Feltman	Jr.	2-2	3.64	29.2	37	.215
Haylen Green	So.	2-1	3.10	20.1	24	.155
Dion Henderson	Fr.	--Redshirt--				
Jared Janczak	Jr.	9-2	2.31	93.1	102	.181
Charles King	So.	1-3	5.44	46.1	37	.301
Nick Lodolo	So.	5-1	4.35	78.2	72	.257
Trey Morris	So.	2-0	5.65	28.2	24	.308
Sean Wymer	Jr.	6-4	2.10	55.2	66	.182

Pitchers Lost (4):

Name	Yr.	W-L	ERA	IP	K	Avg.
Ryan Burnett	Jr.	0-0	7.56	8.1	5	.353
Dalton Horton	So.	0-1	9.00	13.0	14	.362
Brian Howard	Sr.	12-3	3.77	105.0	113	.218
Mitchell Traver	Sr.	4-1	3.89	44.0	53	.201

Newcomers (5):

Name	Yr.	Thr.	Previous School
Augie Muhlbauer	Fr.	L	Mukwonago (Wisc.) HS
James Notary	Fr.	R	Broomfield (Colo.) HS
Dylan Smith	Jr.	R	Weatherford College
Russell Smith	Fr.	L	Midlothian (Texas) HS
Caleb Sloan	Fr.	R	Regis Jesuit (Colo.) HS

2018 PRESEASON NOTEBOOK

HOME SWEET HOME

The Frogs have enjoyed the home cooking of Lupton Stadium since it opened in 2003. TCU has an all-time record of 362-115 (.759) at Lupton Stadium, tallying at least 20 wins in 15 of 16 seasons.

The last four seasons have seen Lupton Stadium become one of the toughest places to play. TCU has won 30 of the last 34 series played at Lupton Stadium over the last four years.

Since the start of 2014, TCU has posted a 112-23 (.830) record, including a nation's best 33-4 (.892) record in 2015. The 33 wins at home are a stadium record, topping the previous mark of 28 in 2008.

UP FOR GRABS

TCU bid adieu to six everyday field starters and two starting pitchers at the end of the 2017 campaign. The Frogs welcomed an influx 15 newcomers in the fall that will have a chance to make an immediate impact.

The lineup suffered the biggest loss with the departure of six everyday starters. The Frogs will have to replace 70 percent of their offense from a year ago. Gone are 429 hits, 46 home runs and 288 RBIs. The returners combined to hit .265 with 12 home runs and 120 RBIs.

On the mound, while only two starters and two relievers have departed, they took with them 170 1/3 innings of work and 50 percent of the games started. The returning group boasts a 3.72 ERA with 458 strikeouts and a 34-13 record.

SCORING IN BUNCHES

Over the last two seasons, TCU has ranked in top 50 in scoring and dead last in the nation in sacrifice bunts. TCU has averaged 6.8 runs the last two seasons, while tallying just 10 total sacrifices.

Over the last four years, TCU has scored multiple runs in 391 innings. In 120 innings, TCU has produced four or more runs.

TCU has scored 10 or more runs 50 times over the last four seasons and tallied 93 wins of 5+ runs. Conversely, the Frogs have lost just 21 games by five or more runs since 2014.

SPEED FACTOR

TCU continues to be one of the most prolific base-stealing teams in the nation. The Frogs paced the Big 12 and ranked seventh nationally with 108 stolen bases in 2017.

The Frogs are one of just seven teams to have stolen at least 400 bases over the last four years. The 416 stolen bases rank sixth in the nation.

SWINGING FOR THE FENCES

For the second straight season, the Frogs surpassed the 50-home run plateau. The 58 home runs hit in 2017 were the most home runs since the 2010 campaign when they hit 101.

From 2013-2015, TCU totaled 54 home runs combined. The last two seasons have seen the Frogs hit a combined 113 long balls.

STINGY STAFF

The Frogs' 2.93 ERA since 2014 is fifth nationally. TCU led the nation with a 2.22 ERA in 2014 and ranked second in 2015 with a 2.45 ERA. Additionally, the TCU pitching staff has tossed the second-most shutouts (38) nationally over the last four years.

TCU has limited opponents to two or fewer runs 132 times over the last 267 games played. The staff has surrendered 5+ runs just 81 times.

THE K-ZONE

The Frogs set a school and Big 12 record in 2017 with 643 strikeouts. TCU ranked 10th in K/9 at 9.5 in 2017. Since 2014, the Frogs has twice ranked in the top 10 in K/9 (2014, 8.4).

TCU also set a school record with 26 Ks against Texas A&M on March 4, tied for the third-most in NCAA history.

THE STOPPER

In 2017 Durbin Feltman set the school record and finished second in the NCAA with 17 saves. It was just the sixth time in program history a pitcher has recorded double-digit saves in a season.

Combined with his nine saves as a freshman, Feltman has 26 to rank second all-time in program history. The junior needs just seven saves this year to break Riley Ferrell's career mark of 32 set from 2013-15.

VACUUMS

In two of the last four seasons, the Frogs have established a school-record fielding percentage. TCU has fielded .972 or better each of the last five years, including a school-record .979 in 2015.

Over the last four seasons, the Frogs have produced a combined .977 fielding percentage. The Frogs have one or fewer errors in 200 of their last 267 games played.

FROGS PICKED TO FINISH SECOND

Coming off a season in which it shared a conference title, TCU was picked to finish second in the Big 12 this season. TCU received four first place votes and totaled 60 points. TCU has never been picked lower than second since joining the league.

Texas Tech received five first-place votes to earn the nod as the preseason favorite to win the Big 12. Texas ranked third (42), Oklahoma fourth (40) and West Virginia fifth (38). Kansas and Oklahoma State tied for sixth with 26 points, while Baylor (22) and K-State (9) rounded out the poll.

A LOOK AT THE LINEUP

Returning Position Players (5):

Name	Yr.	Avg.	2B	HR	RBI	SB
Luken Baker	Jr.	.317	8	8	41	2
Zach Humphreys	So.	.267	3	2	19	3
Michael Landestoy	Sr.	.197	3	1	6	3
Connor Wanhanen	Sr.	.281	6	0	16	11
Josh Watson	Jr.	.239	11	1	38	7

Position Players Lost (10):

Name	Yr.	Avg.	2B	HR	RBI	SB
Elliott Barzilli	Sr.	.242	14	6	31	6
Nolan Brown	Sr.	.277	14	3	35	26
Trent Franson	Fr.	.286	0	0	0	0
Mason Hesse	Sr.	.182	1	1	10	2
Austin Ingraham	Jr.	.143	0	0	1	0
Ryan Merrill	Sr.	.243	8	6	43	17
Evan Skoug	Jr.	.272	11	20	71	3
Austen Wade	Jr.	.332	17	5	40	16
Cam Warner	Sr.	.284	12	5	49	10
Evan Williams	Sr.	.174	1	0	8	2

Newcomers (11):

Name	Yr.	Bats	Previous School
A.J. Balta	Gr.	L	Oregon
Coby Boulware	Fr.	R	Boulder Creek (Ariz.) HS
Danny Crews	Jr.	L	Fort Scott CC
Brad Czerniejewski	Fr.	R	Lake Forest (Ill.) HS
Tristan Hanoian	Fr.	L	Orange Lutheran (Calif.)
R.J. Lan	Fr.	R	La Mirada (Calif.) HS
Adam Oviedo	Fr.	R	Alvarado (Texas) HS
Colton Parrish	Jr.	L	Blinn College
Johnny Rizer	Jr.	L	Blinn College
Conner Shepherd	RS-So.	L	Mt. San Antonio College

2018 ROSTER AND BREAKDOWN

FROGS BY CLASS

Seniors (3):

Balta, Landestoy, Wanhanen

Juniors (10):

Baker, Brown, Crews, Feltman, Janczak,
Parrish, Rizer, D. Smith, Watson, Wymer

Sophomores (9):

Boyles, Coughlin, Eissler, Green, Humphreys,
King, Lodolo, Morris, Shepherd

Freshmen (10):

Boulware, Czerniejewski, Hanoian,
Henderson, Lan, Muhlbauer, Notary, Oviedo,
R. Smith, Sloan

FROGS BY STATE

Texas (17):

Baker, Boyles,
Brown, Feltman, Green, Humphreys,
Janczak, King, Morris, Oviedo,
Parrish, Rizer, D. Smith, R. Smith,
Wanhanen, Watson, Wymer

California (5): Balta, Hanoian, Lan,
Lodolo, Shepherd

Colorado (3): Eissler, Notary, Sloan

Illinois (2): Coughlin, Czerniejewski

Arizona (1): Boulware

Dominican Republic (1): Landestoy

Michigan (1): Henderson

Missouri (1): Crews

Wisconsin (1): Muhlbauer

PRONUNCIATION GUIDE

Coby **Boulware**.....Bowl-ware
Cal **Coughlin** Cog-lin
Brad **Czerniejewski** .. Churn-ee-ess-key
Jake **Eissler**.....Ice-ler
Tristan **Hanoian** Huh-noi-an
Jared **Janczak** Jan-zack
Michael **Landestoy** Land-ess-toy
Nick **Lodolo**Luh-doe-lo
Augie **Muhlbauer**Mill-bow-er
Bill **Mosiello**..... Mo-zee-el-o
Adam **Oviedo** O-vee-a-do
Kirk **Saarloos**.....Sar-los
Connor **Wanhanen**Wan-Hawn-in
Sean **Wymer** Why-mer

#	Name	Pos.	Ht.	Wt.	B/T	Yr.	Hometown/Previous School
1	Coby Boulware	INF	5-9	160	R/R	Fr.	Anthem, Ariz./Boulder Creek H.S.
3	Tristan Hanoian	INF	5-8	170	L/R	Fr.	Costa Mesa, Calif./Orange Lutheran
4	Johnny Rizer	OF	5-11	165	L/L	Jr.	Cypress, Texas/Blinn College
5	Adam Oviedo	INF	6-0	197	R/R	Fr.	Grandview, Texas/Alvarado H.S.
7	Josh Watson	OF	5-11	205	S/R	Jr.	Arlington, Texas/Martin H.S.
8	Danny Crews	INF	6-4	192	L/R	Jr.	Springfield, Mo./Fort Scott C.C.
9	Conner Shepherd	INF	6-1	205	L/R	RS-So.	Upland, Calif./Mt. San Antonio College
10	Zach Humphreys	C	5-10	185	R/R	So.	Midlothian, Texas/Midlothian H.S.
11	R.J. Lan	OF	6-0	200	R/R	Fr.	La Mirada, Calif./La Mirada H.S.
12	Nick Lodolo	LHP	6-6	195	L/L	So.	LaVerne, Calif./Damien H.S.
13	Michael Landestoy	INF	6-3	205	R/R	RS-Sr.	Santo Domingo, D.R./Saint George School
15	Durbin Feltman	RHP	6-0	205	R/R	Jr.	Conroe, Texas/Oak Ridge H.S.
16	Connor Wanhanen	OF/1B	6-2	200	L/R	Sr.	Flower Mound, Texas/Flower Mound H.S.
17	Colton Parrish	C	5-10	180	L/R	Jr.	La Vernia, Texas/Blinn College
19	Luken Baker	1B	6-4	270	R/R	Jr.	Spring, Texas/Oak Ridge H.S.
20	Cal Coughlin	RHP	6-1	225	S/R	So.	Lake Forest, Ill./Lake Forest H.S.
21	Charles King	RHP	6-5	210	R/R	So.	Coppell, Texas/Coppell H.S.
23	Haylen Green	LHP	5-11	185	L/L	So.	Lufkin, Texas/Lufkin H.S.
24	Jake Eissler	RHP	6-1	215	R/R	So.	Littleton, Colo./Thunder Ridge H.S.
25	Brad Czerniejewski	OF	6-2	200	R/R	Fr.	Lake Forest, Ill./Lake Forest H.S.
26	Sean Wymer	RHP	6-1	200	R/R	Jr.	Flower Mound, Texas/Flower Mound H.S.
29	Augie Muhlbauer	LHP	6-0	190	L/L	Fr.	Mukwonago, Wisc./Mukwonago H.S.
31	Dalton Brown	RHP	6-1	212	R/R	Jr.	Benbrook, Texas/Arlington Heights
32	James Notary	RHP	6-3	210	R/R	Fr.	Westminster, Colo./Broomfield H.S.
33	Russell Smith	LHP	6-9	250	L/L	Fr.	Midlothian, Texas/Midlothian H.S.
34	Trey Morris	RHP	6-5	230	R/R	So.	Katy, Texas/Taylor H.S.
35	A.J. Balta	OF	5-10	190	L/R	Gr.	Valencia, Calif./Oregon
37	Austin Boyles	RHP	6-2	195	R/R	RS-So.	Spring, Texas/Klein Collins H.S.
40	Dylan Smith	RHP	6-3	205	R/R	Jr.	Southlake, Texas/Weatherford College
41	Jared Janczak	RHP	6-1	205	R/R	RS-Jr.	Belton, Texas/Belton H.S.
43	Dion Henderson	LHP	6-4	180	L/L	RS-Fr.	Detroit, Mich./Oak Park H.S.
44	Caleb Sloan	RHP	6-3	215	R/R	Fr.	Centennial, Colo./Regis Jesuit H.S.

- 22 Jim Schlossnagle - Head Coach (15th Season), Elon College, 1992
 14 Bill Mosiello - Associate Head Coach (5th Season), Fresno State, 1986
 2 Kirk Saarloos - Assistant Coach (6th Season), Cal State Fullerton 2001
 28 Zach Etheredge - Volunteer Assistant (5th Season), UTSA, 2008
 Meredith Montgomery - Director of Baseball Operations (9th Season), TCU, 2009
 Danny Wheat - Athletic Trainer (14th Season), Texas, 1975
 Zach Dechant - Strength and Conditioning (10th Season), Missouri State, 2003
 Cooper Sholder - Equipment Manager (3rd Season), San Diego State, 2014

2018 TV/RADIO PHOTO ROSTER



1 COBY BOULWARE
IF | 5-9 | 165 | R/R | Fr.
Anthem, Ariz.



3 TRISTAN HANOIAN
IF | 5-8 | 180 | L/R | Fr.
Costa Mesa, Calif.



4 JOHNNY RIZER
OF | 6-0 | 185 | L/L | Jr.
Cypress, Texas



5 ADAM OVIEDO
IF | 6-0 | 205 | R/R | Fr.
Grandview, Texas



7 JOSH WATSON
OF | 5-11 | 215 | S/R | Jr.
Arlington, Texas



8 DANNY CREWS
IF | 6-4 | 175 | L/R | Jr.
Springfield, Mo.



9 CONNER SHEPHERD
IF | 6-1 | 205 | L/R | So.
Upland, Calif.



10 ZACH HUMPHREYS
C | 5-10 | 185 | R/R | So.
Midlothian, Texas



11 R.J. LAN
OF | 6-0 | 205 | R/R | Fr.
LaMirada, Calif.



12 NICK LODOLO
LHP | 6-6 | 195 | L/L | So.
LaVerne, Calif.



13 MICHAEL LANDESTOY
IF | 6-3 | 210 | R/R | RSr.
Santo Domingo, D.R.



15 DURBIN FELTMAN
RHP | 6-0 | 205 | R/R | Jr.
Conroe, Texas



16 CONNOR WANHANEN
1B/OF | 6-2 | 200 | L/R | Sr.
Flower Mound, Texas



17 COLTON PARRISH
C | 5-10 | 185 | L/R | Jr.
La Vernia, Texas



19 LUKEN BAKER
1B | 6-4 | 270 | R/R | Jr.
Spring, Texas



20 CAL COUGHLIN
RHP | 6-11 | 230 | S/R | So.
Lake Forest, Ill.



21 CHARLES KING
RHP | 6-5 | 205 | R/R | So.
Coppell, Texas



23 HAYLEN GREEN
LHP | 5-11 | 185 | L/L | So.
Lufkin, Texas



24 JAKE EISSLER
RHP | 6-11 | 205 | R/R | So.
Littleton, Colo.



25 BRAD CZERNIEJEWSKI
OF | 6-2 | 200 | R/R | Fr.
Houston, Texas



26 SEAN WYMER
RHP | 6-11 | 210 | R/R | Jr.
Flower Mound, Texas



29 AUGIE MIHLBAUER
LHP | 6-0 | 190 | L/L | Fr.
Mukwonago, Wisc.



31 DALTON BROWN
RHP | 6-1 | 212 | R/R | Jr.
Benbrook, Texas



32 JAMES NOTARY
RHP | 6-3 | 210 | R/R | Fr.
Westminster, Colo.



33 RUSSELL SMITH
LHP | 6-9 | 250 | L/L | Fr.
Midlothian, Texas



34 TREY MORRIS
RHP | 6-5 | 230 | R/R | So.
Katy, Texas



35 A.J. BALTA
OF | 5-10 | 190 | L/R | Jr.
Valencia, Calif.



37 AUSTIN BOYLES
RHP | 6-2 | 195 | R/R | RSr.
Spring, Texas



40 DYLAN SMITH
RHP | 6-3 | 205 | R/R | Jr.
Southlake, Texas



41 JARED JANCZAK
RHP | 6-1 | 210 | R/R | Jr.
Temple, Texas



43 DION HENDERSON
LHP | 6-4 | 180 | L/L | Rfr.
Detroit, Mich.



44 CALEB SLOAN
RHP | 6-3 | 215 | R/R | Fr.
Centennial, Colo.



22 JIM SCHLOSSNAGLE
Head Coach
15th Season




14 BILL MOSIELLO
Associate Head Coach
5th Season



2 KIRK SAARLOOS
Assistant Coach
6th Season



28 ZACH ETHEREDGE
Volunteer Assistant Coach
5th Season



MEREDITH MONTGOMERY
Director of Baseball Ops.
9th Season

ALPHABETICAL ROSTER

19	Luken Baker	1B
35	A.J. Balta	OF
37	Austin Boyles	RHP
1	Coby Boulware	INF
31	Dalton Brown	RHP
20	Cal Coughlin	RHP
25	Brad Czerniejewski	OF
8	Danny Crews	INF
24	Jake Eissler	RHP
15	Durbin Feltman	RHP
23	Haylen Green	LHP
3	Tristan Hanoian	INF
43	Dion Henderson	LHP
10	Zach Humphreys	C
41	Jared Janczak	RHP
21	Charles King	RHP
11	R.J. Lan	OF
13	Michael Landestoy	INF
12	Nick Lodolo	LHP
29	Augie Mihlbauer	LHP
34	Trey Morris	RHP
32	James Notary	RHP
5	Adam Oviedo	INF
17	Colton Parrish	C
4	Johnny Rizer	OF
44	Caleb Sloan	RHP
40	Dylan Smith	RHP
33	Russell Smith	LHP
9	Conner Shepherd	INF
16	Connor Wanhanen	1B/OF
7	Josh Watson	OF
26	Sean Wymer	RHP

2018 TCU BASEBALL

2018 SCHEDULE

FEBRUARY

Fri.	16	@ Grand Canyon (ESPN3)	Phoenix, Ariz.	7 p.m.
Sat.	17	@ Grand Canyon	Phoenix, Ariz.	3 p.m.
Sun.	18	@ Grand Canyon	Phoenix, Ariz.	2 p.m.
Tues.	20	UT Arlington (FSSW)	Lupton Stadium	6:30 p.m.
Fri.	23	Long Beach State	Lupton Stadium	6:30 p.m.
Sat.	24	Long Beach State	Lupton Stadium	2 p.m.
Sun.	25	Long Beach State (FSSW)	Lupton Stadium	1 p.m.
Tues.	27	@ UT Arlington	Arlington, Texas	6:30 p.m.

MARCH

Fri.	2	UC Irvine	Lupton Stadium	6:30 p.m.
Sat.	3	UC Irvine	Lupton Stadium	2 p.m.
Sun.	4	UC Irvine (FSSW)	Lupton Stadium	1 p.m.
Tues.	6	UT Rio Grande Valley	Lupton Stadium	6:30 p.m.
Fri.	9	@ USC	Los Angeles, Calif.	8 p.m.
Sat.	10	@ UCLA (Pac-12)	Los Angeles, Calif.	9 p.m.
Sun.	11	vs. Vanderbilt!	Los Angeles, Calif.	1 p.m.
Tues.	13	@ Rice	Houston, Texas	6:30 p.m.
Fri.	16	Minnesota	Lupton Stadium	6:30 p.m.
Sat.	17	Minnesota	Lupton Stadium	5 p.m.
Sun.	18	Minnesota (FSSW+)	Lupton Stadium	1 p.m.
Tues.	20	Arkansas-Pine Bluff	Lupton Stadium	6:30 p.m.
Fri.	23	Kansas State*	Lupton Stadium	6:30 p.m.
Sat.	24	Kansas State* (FSSW)	Lupton Stadium	2 p.m.
Sun.	25	Kansas State* (FSSW)	Lupton Stadium	1 p.m.
Tues.	27	Dallas Baptist	Lupton Stadium	6:30 p.m.
Fri.	30	@ Oklahoma State* (ESPNU)	Stillwater, Okla.	8 p.m.
Sat.	31	@ Oklahoma State* (ESPNU)	Stillwater, Okla.	6 p.m.

APRIL

Sun.	1	@ Oklahoma State* (FSSW+)	Stillwater, Okla.	Noon
Tues.	3	@ Dallas Baptist	Dallas, Texas	6:30 p.m.
Fri.	6	Oklahoma*	Lupton Stadium	6:30 p.m.
Sat.	7	Oklahoma* (ESPNU)	Lupton Stadium	7 p.m.
Sun.	8	Oklahoma*	Lupton Stadium	1 p.m.
Tues.	10	UT Arlington	Lupton Stadium	6:30 p.m.
Fri.	13	@ Kansas* (ESPN3)	Lawrence, Kan.	6 p.m.
Sat.	14	@ Kansas* (ESPN3)	Lawrence, Kan.	2 p.m.
Sun.	15	@ Kansas* (ESPN3)	Lawrence, Kan.	1 p.m.
Tues.	17	Abilene Christian	Lupton Stadium	6:30 p.m.
Fri.	20	@ Baylor*	Waco, Texas	6:35 p.m.
Sat.	21	@ Baylor*	Waco, Texas	3:05 p.m.
Sun.	22	@ Baylor*	Waco, Texas	1:05 p.m.
Tues.	24	Stephen F. Austin	Lupton Stadium	6:30 p.m.
Fri.	27	Texas Tech* (FS1)	Lupton Stadium	8 p.m.
Sat.	28	Texas Tech* (ESPNU)	Lupton Stadium	4 p.m.
Sun.	29	Texas Tech* (ESPNU)	Lupton Stadium	1 p.m.

MAY



Tues.	1	@ Abilene Christian	Abilene, Texas	6:30 p.m.
Fri.	4	Lamar	Lupton Stadium	6:30 p.m.
Sat.	5	Lamar	Lupton Stadium	4 p.m.
Sun.	6	Lamar (FSSW+)	Lupton Stadium	1 p.m.
Fri.	11	West Virginia*	Lupton Stadium	6:30 p.m.
Sat.	12	West Virginia* (FSSW+)	Lupton Stadium	4 p.m.
Sun.	13	West Virginia*	Lupton Stadium	1 p.m.
Tues.	15	@ Stephen F. Austin	Nacogdoches, Texas	6:30 p.m.
Thurs.	17	@ Texas* (FS1)	Austin, Texas	6:30 p.m.
Fri.	18	@ Texas* (LHN)	Austin, Texas	TBA
Sat.	19	@ Texas* (LHN)	Austin, Texas	TBA
W-Su.	23-28	Big 12 Tourney (FCS/FS1)	Oklahoma City, Okla.	TBA

JUNE

F-M	1-4	NCAA Regional	Campus Sites	TBA
F-M	8-11	NCAA Super Regionals	Campus Sites	TBA
Sa.-W	16-27	College World Series	Omaha, Neb.	TBA

* Indicates Big 12 Conference Game
! Indicates Dodgers Classic (Dodgers Stadium)
All times are central and subject to change

FEBRUARY

SUN.	MON.	TUES.	WED.	THUR.	FRI.	SAT.
11	12	13	14	15	GCUGCU	
GCU	19		21	22	LB	LB
LB	26		28			




MARCH

SUN.	MON.	TUES.	WED.	THUR.	FRI.	SAT.
				1	UH	UH
UH	5		7	8	ES	UCLA
★	12	IR	14	15	M	M
M	19		21	22	WSU	WSU
WSU	26	DBU	28	29	OSU	OSU

APRIL

SUN.	MON.	TUES.	WED.	THUR.	FRI.	SAT.
OSU	2	DBU	4	5	QU	QU
QU	9		11	12	KU	KU
KU	16	ACU	18	19	BU	BU
BU	23	SFA	25	26	T	T
T	30					

MAY

SUN.	MON.	TUES.	WED.	THUR.	FRI.	SAT.
		ACU	2	3	Cardinal	Cardinal
Cardinal	7	8	9	10	W	W
W	14	SFA	16			
20	21	22	XII	XII	XII	XII
XII	28	29	30			

2018 OPPONENT INFORMATION



ABILENE CHRISTIAN WILDCATS

April 17 // May 1

Quick Facts

Location..... Abilene, Texas
 Founded..... 1906
 Enrollment..... 4,900
 Nickname..... Wildcats
 Colors..... Purple and White
 Conference..... Southland
 President..... Dr. Phil Schubert
 Athletics Director..... Lee De Leon
 Field (Capacity)..... Crutcher Scott Field (4,000)

Team Information

Head Coach..... Britt Bonneau
 Record at Abilene Christian..... 735-478-1/22nd year
 Career Record..... Same
 2017 Record..... 13-43
 Postseason..... None
 Conference Record/Finish..... 3-27/13th
 Final Ranking..... None

Media Relations Information

Contact..... Chris Macaluso
 Office Phone..... (325) 674-6171
 Cell Phone..... (325) 439-8565
 E-mail..... chris.macaluso@acu.edu
 Website..... www.acusports.com



ARK.-PINE BLUFF GOLDEN LIONS

March 20

Quick Facts

Location..... Pine Bluff, Ark.
 Founded..... 1873
 Enrollment..... 2,616
 Nickname..... Golden Lions
 Colors..... Black and Gold
 Conference..... SWAC
 Chancellor..... Dr. Laurence B. Alexander
 Athletics Director..... Lonza Hardy Jr.
 Field (Capacity)..... Torii Hunter Baseball Complex (1,500)

Team Information

Head Coach..... Carlos James
 Record at Arkansas-Pine Bluff..... 123-204-1/8th year
 Career Record..... 151-282-2/11th year
 2017 Record..... 15-31
 Postseason..... N/A
 Conference Record/Finish..... 10-14/5th Western Division
 Final Ranking..... None

Media Relations Information

Contact..... Ronnie Johnson
 Office Phone..... (870) 575-7494
 Cell Phone..... N/A
 E-mail..... johnsonrrt@uapb.edu
 Website..... www.uapblionsroar.com



BAYLOR BEARS

April 20-22

Quick Facts

Location..... Waco, Texas
 Founded..... 1845
 Enrollment..... 17,059
 Nickname..... Bears
 Colors..... Green and Gold
 Conference..... Big 12
 President..... Dr. Linda Livingstone
 Athletics Director..... Mack Rhoades
 Field (Capacity)..... Baylor Ballpark (5,000)

Team Information

Head Coach..... Steve Rodriguez
 Record at Baylor..... 58-52/3rd year
 Career Record..... 459-352/15th year
 2017 Record..... 34-23
 Postseason..... NCAA Houston Regional
 Conference Record/Finish..... 12-12/5th
 Final Ranking..... None

Media Relations Information

Contact..... Zach Peters
 Office Phone..... (254) 710-3784
 Cell Phone..... (254) 749-0712
 E-mail..... zach_peters@baylor.edu
 Website..... www.baylorbears.com



DALLAS BAPTIST PATRIOTS

March 27 // April 3

Quick Facts

Location..... Dallas, Texas
 Founded..... 1898
 Enrollment..... 5,067
 Nickname..... Patriots
 Colors..... Red, White and Navy Blue
 Conference..... Missouri Valley Conference
 President..... Dr. Adam Wright
 Athletics Director..... Connor Smith
 Field (Capacity)..... Joan & Andy Horner Ballpark (2,000)

Team Information

Head Coach..... Dan Heefner
 Record at Dallas Baptist..... 388-208/11th year
 Career Record..... Same
 2017 Record..... 44-19
 Postseason..... NCAA Fort Worth Regional
 Conference Record/Finish..... 16-5/1st
 Final Ranking..... None

Media Relations Information

Contact..... Reagan Ratcliff
 Office Phone..... (214) 333-5942
 Cell Phone..... (214) 356-6309
 E-mail..... reagan@dbu.edu
 Website..... www.dbupatriots.com



GRAND CANYON LOPES

February 16-18

Quick Facts

Location..... Phoenix, Ariz.
 Founded..... 1949
 Enrollment..... 19,500
 Nickname..... Lopes
 Colors..... Purple, Black and White
 Conference..... WAC
 President..... Brian Mueller
 Athletics Director..... Mike Vaught
 Field (Capacity)..... Brazell Stadium (2,000)

Team Information

Head Coach..... Andy Stankiewicz
 Record at Grand Canyon..... 183-140-1/7th year
 Career Record..... Same
 2017 Record..... 29-25
 Postseason..... N/A
 Conference Record/Finish..... 20-4/1st
 Final Ranking..... None

Media Relations Information

Contact..... Josh Hauser
 Office Phone..... (602) 639-8328
 Cell Phone..... (503) 734-8587
 E-mail..... josh.hauser@gcu.edu
 Website..... www.gculopes.com



KANSAS JAYHAWKS

April 13-15

Quick Facts

Location..... Lawrence, Kan.
 Founded..... 1866
 Enrollment..... 28,401
 Nickname..... Jayhawks
 Colors..... Crimson and Blue
 Conference..... Big 12
 Chancellor..... Douglas A. Gird
 Athletics Director..... Dr. Sheahon Zenger
 Field (Capacity)..... Hoglund Park (2,500)

Team Information

Head Coach..... Ritch Price
 Record at Kansas..... 465-430-3/16th year
 Career Record..... 682-658-4/24th year
 2017 Record..... 30-28
 Postseason..... None
 Conference Record/Finish..... 11-13/7th
 Final Ranking..... None

Media Relations Information

Contact..... D.J. Haurin
 Office Phone..... (785) 864-3575
 Cell Phone..... (785) 312-2836
 E-mail..... dhaurin@ku.edu
 Website..... www.kuathletics.com



KANSAS STATE WILDCATS

March 23-25

Quick Facts

Location..... Manhattan, Kan.
 Founded..... 1863
 Enrollment..... 22,795
 Nickname..... Wildcats
 Colors..... Purple and White
 Conference..... Big 12
 President..... Gen. Richard B. Myers
 Athletics Director..... Gene Taylor
 Field (Capacity)..... Tointon Family Stadium (2,331)

Team Information

Head Coach..... Brad Hill
 Record at Kansas State..... 445-360-3/15th year
 Career Record..... 863-451-3/24th year
 2017 Record..... 29-26
 Postseason..... None
 Conference Record/Finish..... 8-16/9th
 Final Ranking..... None

Media Relations Information

Contact..... Chris Brown
 Office Phone..... (785) 532-7976
 Cell Phone..... (785) 320-3090
 E-mail..... cbrown@kstatesports.com
 Website..... www.kstatesports.com



LAMAR CARDINALS

May 4-6

Quick Facts

Location..... Beaumont, Texas
 Founded..... 1923
 Enrollment..... 14,966
 Nickname..... Cardinals
 Colors..... Red and White
 Conference..... Southland
 President..... Dr. Kenneth R. Evans
 Athletics Director..... Jason Henderson
 Field (Capacity)..... Vincent-Bech Stadium (3,500)

Team Information

Head Coach..... Will Davis
 Record at Lamar..... 33-25/2nd year
 Career Record..... Same
 2017 Record..... 38-22
 Postseason..... NCAA Miami Regional
 Conference Record/Finish..... 16-14/7th
 Final Ranking..... None

Media Relations Information

Contact..... Cooper Welch
 Office Phone..... (409) 880-7845
 Cell Phone..... (903) 439-2772
 E-mail..... awelch2@lamar.edu
 Website..... www.lamarcards.com



LONG BEACH STATE DIRTBAGS

February 23-25

Quick Facts

Location..... Long Beach, Calif.
 Founded..... 1949
 Enrollment..... 36,288
 Nickname..... Dirtbags
 Colors..... Black and Gold
 Conference..... Big West
 President..... Dr. Jane Close Conoley
 Athletics Director..... Andy Fee
 Field (Capacity)..... Blair Field (3,000)

Team Information

Head Coach..... Troy Buckley
 Record at Long Beach State..... 228-175-1/8th year
 Career Record..... Same
 2017 Record..... 42-20-1
 Postseason..... NCAA Long Beach Super Regional
 Conference Record/Finish..... 20-4/1st
 Final Ranking..... 9

Media Relations Information

Contact..... Tyler Hendrickson
 Office Phone..... (562) 985-7797
 Cell Phone..... (562) 900-3831
 E-mail..... Tyler.Hendrickson@csulb.edu
 Website..... www.longbeachstate.com



MINNESOTA GOLDEN GOPHERS

March 16-18

Quick Facts

Location..... Minneapolis, Minn.
 Founded..... 1851
 Enrollment..... 50,678
 Nickname..... Golden Gophers
 Colors..... Maroon and Gold
 Conference..... Big Ten
 President..... Eric Kaler
 Athletics Director..... Mark Coyle
 Field (Capacity)..... Siebert Field (1,420)

Team Information

Head Coach..... John Anderson
 Record at Minnesota..... 1,244-845-3/37th year
 Career Record..... Same
 2017 Record..... 36-21
 Postseason..... N/A
 Conference Record/Finish..... 15-8/3rd
 Final Ranking..... None

Media Relations Information

Contact..... Joe Hansen
 Office Phone..... N/A
 Cell Phone..... N/A
 E-mail..... jshansen@umn.edu
 Website..... www.gophersports.com



OKLAHOMA SOONERS

May 12-14

Quick Facts

Location..... Norman, Okla.
 Founded..... 1890
 Enrollment..... 30,813
 Nickname..... Sooners
 Colors..... Crimson and Cream
 Conference..... Big 12
 President..... David L. Boren
 Athletics Director..... Joe Castiglione
 Field (Capacity)..... L. Dale Mitchell Park (3,180)

Team Information

Head Coach..... Skip Johnson
 Record at Oklahoma..... First Year
 Career Record..... First Year
 2017 Record..... 35-24
 Postseason..... NCAA Louisville Regional
 Conference Record/Finish..... 12-11/3rd
 Final Ranking..... None

Media Relations Information

Contact..... Brendan Flynn
 Office Phone..... (405) 325-6449
 Cell Phone..... (405) 596-9264
 E-mail..... brendan.flynn@ou.edu
 Website..... www.soonersports.com



OKLAHOMA STATE COWBOYS

March 24-26

Quick Facts

Location..... Stillwater, Okla.
 Founded..... 1890
 Enrollment..... 25,594
 Nickname..... Cowboys
 Colors..... Orange and Black
 Conference..... Big 12
 President..... V. Burns Hargis
 V.P. for Athletic Programs..... Mike Holder
 Field (Capacity)..... Allie P. Reynolds Stadium (4,000)

Team Information

Head Coach..... Josh Holliday
 Record at Oklahoma State..... 200-106/6th year
 Career Record..... Same
 2017 Record..... 30-27
 Postseason..... NCAA Fayetteville (Arkansas) Regional
 Conference Record/Finish..... 16-14/8th
 Final Ranking..... None

Media Relations Information

Contact..... Wade McWhorter
 Office Phone..... (405) 744-7853
 Cell Phone..... (405) 612-5240
 E-mail..... wade.mcwhorter@okstate.edu
 Website..... www.okstate.com

2018 OPPONENT INFORMATION



RICE OWLS March 13

Quick Facts

Location.....Houston, Texas
Founded.....1891
Enrollment.....6,623
Nickname.....Owls
Colors.....Blue and Gray
Conference.....Conference USA
President.....David W. Leebron
Athletics Director.....Joe Karlgaard
Field (Capacity).....Reckling Park (6,193)

Team Information

Head Coach.....Wayne Graham
Record at Rice.....1,147-497/27th year
Career Record.....1,722-610/38th year
2017 Record.....33-31
Postseason.....NCAA Baton Rouge (LSU) Regional
Conference Record/Finish.....16-14/6th
Final Ranking.....None

Media Relations Information

Contact.....John Sullivan
Office Phone.....(713) 348-5636
Cell Phone.....(832) 250-9000
E-mail.....jsully@rice.edu
Website.....www.riceowls.com



STEPHEN F. AUSTIN LUMBERJACKS April 24/May 15

Quick Facts

Location.....Nacogdoches, Texas
Founded.....1921
Enrollment.....12,660
Nickname.....Lumberjacks
Colors.....Purple and White
Conference.....Southland
President.....Dr. Baker Pattillo
Athletics Director.....Robert Hill
Field (Capacity).....Jaycees Field (1,000)

Team Information

Head Coach.....Johnny Cardenas
Record at Stephen F. Austin.....244-264/10th year
Career Record.....Same
2017 Record.....29-28
Postseason.....None
Conference Record/Finish.....17-13/T-5th
Final Ranking.....None

Media Relations Information

Contact.....Charlie Hurley
Office Phone.....(936) 468-5800
Cell Phone.....(218) 341-5113
E-mail.....hurleycp@sfasu.edu
Website.....www.sfajacks.com



TEXAS LONGHORNS May 17-19

Quick Facts

Location.....Austin, Texas
Founded.....1883
Enrollment.....50,950
Nickname.....Longhorns
Colors.....Burnt Orange and White
Conference.....Big 12
President.....Gregory L. Fenves
Athletics Director.....Chris Del Conte
Field (Capacity).....UFCU Disch-Falk Field (7,373)

Team Information

Head Coach.....David Pierce
Record at Texas.....39-24/2nd year
Career Record.....236-133/7th year
2017 Record.....39-24
Postseason.....NCAA Long Beach Regional
Conference Record/Finish.....11-12/6th
Final Ranking.....23

Media Relations Information

Contact.....Carli Todd
Office Phone.....(512) 232-2078
Cell Phone.....(732) 606-3915
E-mail.....carli.todd@athletics.utexas.edu
Website.....www.texassports.com



TEXAS TECH RED RAIDERS April 27-29

Quick Facts

Location.....Lubbock, Texas
Founded.....1923
Enrollment.....35,893
Nickname.....Red Raiders
Colors.....Scarlet and Black
Conference.....Big 12
President.....Dr. Lawrence Schovanec
Athletics Director.....Kirby Hocutt
Field (Capacity).....Dan Law Field (4,368)

Team Information

Head Coach.....Tim Tadlock
Record at Texas Tech.....194-112/6th year
Career Record.....Same
2017 Record.....45-17
Postseason.....NCAA Lubbock Regional
Conference Record/Finish.....16-8/T-1st
Final Ranking.....13

Media Relations Information

Contact.....Michael Minshew
Office Phone.....(806) 742-2770
Cell Phone.....(817) 707-0011
E-mail.....michael.minshew@ttu.edu
Website.....www.texastech.com



UC IRVINE ANTEATERS March 2-4

Quick Facts

Location.....Irvine, Calif.
Founded.....1962
Enrollment.....32,000
Nickname.....Anteaters
Colors.....Blue and Gold
Conference.....Big West
Chancellor.....Howard Gillman
Athletics Director.....Mike Izzi
Field (Capacity).....Anteater Ballpark (3,408)

Team Information

Head Coach.....Mike Gillespie
Record at UC Irvine.....361-225/11th year
Career Record.....1,124-696-2/31st year
2017 Record.....23-33
Postseason.....None
Conference Record/Finish.....9-15/7th
Final Ranking.....None

Media Relations Information

Contact.....Alex Croteau
Office Phone.....(949) 824-8394
Cell Phone.....(713) 397-6310
E-mail.....acroteau@uci.edu
Website.....www.ucirvinesports.com



UCLA BRUINS March 10

Quick Facts

Location.....Los Angeles, Calif.
Founded.....1919
Enrollment.....44,947
Nickname.....Bruins
Colors.....Blue and Gold
Conference.....Pac-12
Chancellor.....Dr. Gene Block
Athletics Director.....Daniel G. Guerrero
Field (Capacity).....Jackie Robinson Stadium (1,879)

Team Information

Head Coach.....John Savage
Record at UCLA.....449-328-1/14th year
Career Record.....537-412-2/17th year
2017 Record.....30-27
Postseason.....NCAA Long Beach Regional
Conference Record/Finish.....19-11/3rd
Final Ranking.....None

Media Relations Information

Contact.....Dan Gliot
Office Phone.....(310) 206-7873
Cell Phone.....(310) 483-0257
E-mail.....dgliot@athletics.ucla.edu
Website.....www.uclabruins.com



USC TROJANS March 9

Quick Facts

Location.....Los Angeles, Calif.
Founded.....1880
Enrollment.....44,000
Nickname.....Trojans
Colors.....Cardinal and Gold
Conference.....Pac-12
President.....C.L. Max Nikias
Athletics Director.....Lynn Swann
Field (Capacity).....Dedeaux Field (2,500)

Team Information

Head Coach.....Dan Hubbs
Record at USC.....137-143/6th year
Career Record.....Same
2017 Record.....21-34
Postseason.....N/A
Conference Record/Finish.....8-22/12th
Final Ranking.....None

Media Relations Information

Contact.....Jacob Breems
Office Phone.....(213) 740-3809
Cell Phone.....(951) 941-4048
E-mail.....breems@usc.edu
Website.....www.usctrojans.com



UT ARLINGTON MAVERICKS Feb. 20 // Feb. 27 // April 10

Quick Facts

Location.....Arlington, Texas
Founded.....1892
Enrollment.....34,000
Nickname.....Mavericks
Colors.....Royal Blue, Orange and White
Conference.....Sun Belt
President.....Dr. Vistasp Karbhari
Athletics Director.....Jim Baker
Field (Capacity).....Clay Gould Ballpark (1,000)

Team Information

Head Coach.....Darin Thomas
Record at UT Arlington.....296-280/11th year
Career Record.....Same
2017 Record.....30-25
Postseason.....None
Conference Record/Finish.....20-10/2nd
Final Ranking.....None

Media Relations Information

Contact.....Brent Ingram
Office Phone.....(817) 272-2122
Cell Phone.....(859) 608-6230
E-mail.....brent.ingram@uta.edu
Website.....www.utamavs.com



UT RIO GRANDE VALLEY VAQUEROS March 6

Quick Facts

Location.....Edinburg, Texas
Founded.....2015
Enrollment.....28,584
Nickname.....Vaqueros
Colors.....Orange and Gray
Conference.....Western Athletic Conference
President.....Dr. Guy Bailey
Athletics Director.....Chris King
Field (Capacity).....UTRGV Baseball Stadium (5,000)

Team Information

Head Coach.....Derek Matlock
Record at UT Rio Grande Valley.....First year
Career Record.....First year
2017 Record.....26-28
Postseason.....None
Conference Record/Finish.....7-17/T-8th
Final Ranking.....None

Media Relations Information

Contact.....Jonah Goldberg
Office Phone.....(956) 665-2240
Cell Phone.....(516) 659-1177
E-mail.....jonah.goldberg@utrgv.edu
Website.....www.goutrgv.com



VANDERBILT COMMODORES March 11

Quick Facts

Location.....Nashville, Tenn.
Founded.....1873
Enrollment.....6,871
Nickname.....Commodores
Colors.....Black and Gold
Conference.....SEC
Chancellor.....Nicholas S. Zeppos
Athletics Director.....David Williams II
Field (Capacity).....Charles Hawkins Field (3,626)

Team Information

Head Coach.....Tim Corbin
Record at Vanderbilt.....646-315-1/16th year
Career Record.....752-453-1/22nd year
2017 Record.....36-25-1
Postseason.....NCAA Corvallis (Oregon State) Regional
Conference Record/Finish.....15-13-1/6th
Final Ranking.....19

Media Relations Information

Contact.....Andrew Pate
Office Phone.....(615) 322-4121
Cell Phone.....(713) 387-9119
E-mail.....andrew.pate@vanderbilt.edu
Website.....www.vucommodes.com



WEST VIRGINIA MOUNTAINEERS May 11-13

Quick Facts

Location.....Morgantown, W. Va.
Founded.....1867
Enrollment.....31,287
Nickname.....Mountaineers
Colors.....Old Gold and Blue
Conference.....Big 12
President.....Dr. E. Gordon Gee
Athletics Director.....Shane Lyons
Field (Capacity).....Monongalia County Ballpark (3,500)

Team Information

Head Coach.....Randy Mazey
Record at West Virginia.....160-127/6th year
Career Record.....346-287-2/12th year
2017 Record.....36-26
Postseason.....NCAA Wake Forest Regional
Conference Record/Finish.....12-12/T-4th
Final Ranking.....None

Media Relations Information

Contact.....Charley Healy
Office Phone.....(304) 293-2821
Cell Phone.....(304) 692-9140
E-mail.....charles.healy@mail.wvu.edu
Website.....www.wvusports.com



LUKE BAKER
19 1B/RHP
 6-4 • 265 • R/R • JR

SPRING, TEXAS
OAK RIDGE H.S.

Career Honors

- 2017 ABCA Second-team All-Midwest Region
- 2017 First-team All-Big 12 Conference
- 2017 First-team Academic All-Big 12
- 2017 MVP of the Shriners Hospitals for Children College Classic
- Big 12 Player of the Week (March 6, 2017)
- 2016 D1Baseball.com, Baseball America and NCBWA 2nd-team All-American
- 2016 D1Baseball.com, Louisville Slugger and NCWBA 1st-team Freshman All-American
- 2016 Perfect Game Honorable Mention All-American
- 2016 Big 12 Freshman of the Year
- 2016 1st-team All-Big 12 (DH & Utility)
- MOP of the 2016 Big 12 Championships
- 2016 NCAA Fort Worth All-Regional team
- 2016 Shriner's Hospital for Children College Classic All-Tournament team
- Big 12 Newcomer of the Week (Feb. 22, 2016 and March 7, 2016)

2017 (Sophomore)

Started 47 games on the season before an injury on May 12 ended his season... made 27 starts at first base and 20 as the designated hitter... posted a .317 average and ranked second on the team with eight home runs... 20 of his 41 RBIs on the season came with two outs... also notched eight doubles and one triple... was one of three Frogs to draw 40 walks on the season... seven of the 40 walks were intentional passes... posted a .987 fielding percentage at first base... tallied 12 multi-hit games and 11 multi-RBI contests... registered a hit in 38 games and reached base safely in 44... walked and score twice in the season opener against Penn State (Feb. 17)... went 3-for-6 with four runs scored and two RBIs in the final two games against the Nittany Lions... connected on his first home run of the season in the series finale against Penn State (Feb. 19)... homered and drove in three runs in the opening game against Arizona State (Feb. 24)... hit third home run of the season and drove in three runs in Game 2 against the Sun Devils (Feb. 25)... went 3-for-3 with two runs scored in a win over Rice (Feb. 28)... doubled and homered while driving in two runs against LSU on March 3... walked four times and scored three runs in a win over Texas A&M (March 4)... hit first career triple as part of two hits against Ole Miss (March 5)... went 1-for-1 with two RBIs and three runs scored in the series finale at UC Irvine (March 12)... reached base safely in the final 29 games he played starting with a two hit game at Abilene Christian (March 21)... contest also started an 18-game hitting streak that saw him hit .348 (24-for-69) with 20 RBIs... went 3-for-11 in the sweep of Oklahoma State including his fifth home run of the year (May 24-26)... had three hits in the midweek sweep of UTRGV (March 28-29)... lone hit in the series opener at Kansas State (March 31) drove in a run in the 10th inning... drove in the game-winning run in the 11th inning against Kansas State (April 1)... had two hits and two RBIs in the series finale against the Jayhawks (April 2)... only had three hits in the Murray State series, but he drove in seven over the three games... hit home run No. 8 in a win at Dallas Baptist (April 11)... went 5-for-13 in the series at West Virginia (April 14-16)... drove in two runs in the series opener against Baylor (April 21)... closed out the season with a nine-game hitting streak... homered and drove in three as part of four hits in the series at Texas Tech (April 28-30)... had two RBIs in the series opener against Texas (May 5)... doubled in the game-winning run in the 10th to give TCU the sweep of Texas (May 7)... was 1-for-3 with an RBI in the contest at Oklahoma before suffering the season-ending injury in the eighth inning.



2016 (Freshman)

One of four Horned Frogs to play in and start all 67 games... was TCU's starting designated hitter in all 67 games... paced the Big 12 in batting average (.379), total hits (94), runs scored (59) and RBI (62)... tied with Josh Watson for the team lead with 11 home runs... tied for second in the Big 12 with 45 walks... tied for the team-lead with 27 multi-hit games and led the squad with 18 multiple-RBI contests... notched a base hit in 53 games and reached base safely in 63... also made 10 starts on the mound... TCU owned a 6-4 record in games he started on the mound... posted a 3-1 record with a 1.70 ERA... fanned 41 batters in 47 2/3 innings pitched... hit safely in each of the first three games of the season vs. Loyola Marymount (Feb. 19-21)... hit a two-run home run in the series finale against the Lions (Feb. 21)... also made his first collegiate start on the mound... fanned six, walked one and allowed one hit in six shutout innings for his first career victory... posted four hits and drove in four runs in the Shriner's Hospitals for Children College Classic... tossed six shutout innings, allowing four hits and striking out seven against Rice (Feb. 27) to improve to 2-0 on the season... also connected on his second home run of the season... was 2-for-2 with two RBIs in the win over Houston (Feb. 28)... drew three walks and went 1-for-1 with three RBIs against UT Rio Grande Valley (March 1)... made first Friday start of the year against Gonzaga on March 4... allowed two runs on five hits in 5 1/3 innings of work... was 6-for-9 with five RBIs in the final two games of the Gonzaga series (March 5-6)... doubled as part of two hits and drove in two runs against UT Arlington (March 8)... got a no-decision after surrendering an unearned run on five hits in four innings of work against USC (March 11)... drew four walks and drove in a run against the Trojans on March 12... went 2-for-4 with two RBIs in the series opener against West Virginia (March 18)... also tossed five innings on the mound... allowed three runs (one earned) on four hits and struck out four in the no-decision... doubled and hit a grand slam as part of a three-hit game in the series finale against the Mountaineers (March 20)... collected four hits, including three in the series finale, at Texas (March 24-26)... fell to 2-1 on the season after allowing four runs (three earned) on eight hits in 4 2/3 innings against the Longhorns (March 24)... hit safely in all three games at Wichita State (April 1-3)... got a no-decision in the series-opener against the Shockers after giving up just one hit and walking two in four scoreless innings (April 1)... was 3-for-5 with four RBIs in the series finale against Wichita State on April 3... was 5-for-15 in the series win at Kansas (April 8-10)... got a no-decision in the series opener against the Jayhawks after allowing two runs and striking out six in 5 1/3 innings... contest started a streak of 37 straight games in which he reached base safely... went 2-for-5 in the series opener against Oklahoma (April 15)... also notched a win on the mound after limiting the Sooners to three runs (one earned) on three hits in six innings of work... went 3-for-5 in game to against the Sooners (April 16)... made his final start of the season on the mound at Oklahoma State (April 22)... departed with a minor injury, but remained in the game as the designated hitter when he went 2-for-3... collected three hits and scored twice in TCU's game two victory over the Cowboys (April 23)... had two hits in each of the final two games at Penn State (May 7-8)... connected on his fourth home run of the season in the series finale at Baylor (May 15)... started the postseason with a bang, going 5-for-5 with a double, a home run and three RBIs in the Big 12 Championship opener against Baylor (May 25)... homered for the second consecutive game as part of a three-hit game against Oklahoma State (May 26)... had five RBIs, including a go-ahead three-run home run in the fifth inning to help send TCU to the Championship game... had three hits in the Championship game vs. West Virginia... his 10th inning home run was the difference in the ballgame... named MOP of the Big 12 Championships after hitting .682 with four home runs and 11 RBIs with a Big 12 record 15 hits in the tourney... went

#19 LUKEN BAKER

5-for-10 in the NCAA Fort Worth Regional... was 2-for-4 with his ninth home run and three RBIs in the NCAA College Station Super Regional opener at Texas A&M... went 2-for-5 and hit what proved to be the game-winning three run home run in the top of the ninth to help TCU defeat Texas Tech, 5-3, in the opening game of the College World Series (June 19)... his 11th home run of the season to lead off the second inning gave TCU a lead against Coastal Carolina (June 21)... had an RBI double in the final game of the season against the Chanticleers (June 25).

High School

Was a four-year letterwinner at Oak Ridge High School... named the 2015 Gatorade National Player of the Year... attended the 2015 ESPY awards... three-time USA Baseball Alumn (2011, 12 and 14)... four-time, first-team all-district performer... named the 2012 district Newcomer of the Year... was the district MVP as a senior... also named the Greater Houston Player of the Year... was a first-team All-American as selected by Baseball America... ranked by BA as the 6th best recruit in the state of Texas and the 58th top prospect in the nation... drafted in the 37th round of the 2015 MLB First Year Player Draft by the Houston Astros... won the 2014 Under Armour high school home run derby... won the MLB Junior Select home run derby at the 2014 MLB All-Star game... also appeared in the Under Armour All-American game.

Personal

Parents are Will and Belinda... has two sisters, Carli and Clair.

BAKER'S 2017 GAME-BY-GAME STATISTICS

Date	Opponent	Avg.	AB	R	H	2B	3B	HR	RBI	BB	K
2/17	Penn State*	.000	2	2	0	0	0	0	0	2	0
2/18	Penn State*	.200	3	1	1	0	0	0	1	0	0
2/19	Penn State*	.375	3	3	2	0	0	1	1	1	0
2/21	@ UT Arlington*	.250	4	0	0	0	0	0	0	0	1
2/24	Arizona State*	.294	5	2	2	0	0	1	3	0	2
2/25	Arizona State*	.286	4	2	1	0	0	1	3	1	2
2/26	Arizona State*	.261	2	0	0	0	0	0	0	2	0
2/28	Rice*	.346	3	2	3	0	0	0	0	1	0
3/3	vs. LSU*	.355	5	2	2	1	0	1	2	0	3
3/4	vs. Texas A&M*	.364	2	3	1	0	0	0	1	4	1
3/5	vs. Ole Miss*	.378	4	1	2	0	1	0	0	0	1
3/7	Dallas Baptist*	.385	2	1	1	0	0	0	1	3	1
3/10	@ UC Irvine*	.349	4	0	0	0	0	0	0	0	1
3/11	@ UC Irvine*	.340	4	1	1	0	0	0	0	0	2
3/12	@ UC Irvine*	.354	1	3	1	0	0	0	2	3	0
3/14	@ Long Beach State*	.333	3	0	0	0	0	0	0	1	2
3/17	Kansas*	.315	3	0	0	0	0	0	0	0	1
3/18	Kansas*	.293	4	0	0	0	0	0	0	0	2
3/19	Kansas*	.288	1	0	0	0	0	0	0	3	0
3/21	@ Abilene Christian*	.306	3	0	2	0	0	0	1	1	0
3/24	Oklahoma State*	.303	4	1	1	0	0	1	1	0	1
3/25	Oklahoma State*	.304	3	1	1	0	0	0	0	1	0
3/26	Oklahoma State*	.301	4	0	1	0	0	0	1	0	0
3/28	UTRGV*	.312	4	1	2	0	0	0	0	0	0
3/29	UTRGV*	.312	3	2	1	0	0	0	0	1	0
3/31	@ Kansas State*	.310	4	1	1	0	0	0	1	1	1
4/1	@ Kansas State*	.318	4	0	2	1	0	0	1	1	0
4/2	@ Kansas State*	.323	5	1	2	0	0	0	2	0	1
4/4	@ UT Arlington*	.320	4	0	1	1	0	0	1	0	1
4/7	Murray State*	.317	4	1	1	0	0	1	2	1	2
4/8	Murray State*	.317	3	0	1	0	0	0	3	1	0
4/9	Murray State*	.318	3	0	1	0	0	0	2	1	0
4/11	@ Dallas Baptist*	.315	4	1	1	0	0	1	1	1	2
4/14	@ West Virginia*	.313	4	0	1	1	0	0	1	0	1
4/15	@ West Virginia*	.317	5	0	2	0	0	0	1	0	1
4/16	@ West Virginia*	.323	4	2	2	0	0	0	0	1	0
4/21	Baylor*	.320	4	2	1	0	0	0	2	1	2
4/22	Baylor*	.315	2	0	0	0	0	0	0	1	0
4/23	Baylor*	.313	4	0	1	0	0	0	0	0	0
4/25	Stephen F. Austin*	.316	2	0	1	0	0	0	0	2	0
4/28	@ Texas Tech*	.321	4	0	2	1	0	0	1	1	1
4/29	@ Texas Tech*	.324	2	1	1	0	0	1	2	1	0
4/30	@ Texas Tech*	.324	3	0	1	0	0	0	0	1	1
5/5	Texas*	.322	4	1	1	1	0	0	2	2	1
5/6	Texas*	.320	4	1	1	1	0	0	0	0	0
5/7	Texas*	.316	5	0	1	1	0	0	1	0	1
5/12	@ Oklahoma*	.317	3	0	1	0	0	0	1	0	1

Baker's Career Stats

SEASON	Avg.	GP-GS	AB	RUNS	HITS	2B	3B	HR	RBI	SLG%	BB	HBP	SO	OB%	SB-A	SF	SH	FLD
2016	.379	67-67	248	59	94	16	0	11	62	.577	45	5	39	.483	1-1	0	0	1.000
2017	.317	47-47	161	39	51	8	1	8	41	.528	40	3	36	.454	2-2	3	0	.987
TOTALS	.355	114-114	409	98	145	24	1	19	103	.557	85	8	75	.471	3-3	3	0	.988

#19 LUKEN BAKER

BAKER'S 2016 GAME-BY-GAME STATISTICS

Date	Opponent	Avg.	AB	R	H	2B	3B	HR	RBI	BB	K
2/19	Loyola Marymount*	.250	4	1	1	0	0	0	0	0	1
2/20	Loyola Marymount*	.250	4	0	1	0	0	0	0	0	1
2/21	Loyola Marymount*	.273	3	1	1	0	0	1	2	1	1
2/24	Arkansas-Pine Bluff*	.214	3	1	0	0	0	0	0	1	2
2/26	vs. La.-Lafayette*	.222	4	1	1	1	0	0	1	0	1
2/27	vs. Rice*	.238	3	2	1	0	0	1	1	1	0
2/28	vs. Houston*	.304	2	1	2	0	0	0	2	2	0
3/1	UT Rio Grande Valley*	.333	1	1	1	0	0	0	3	3	0
3/4	Gonzaga*	.296	3	0	0	0	0	0	0	1	1
3/5	Gonzaga*	.355	4	1	3	0	0	0	3	0	0
3/6	Gonzaga*	.389	5	2	3	1	0	0	2	0	1
3/8	UT Arlington*	.400	4	1	2	1	0	0	2	0	1
3/11	USC*	.364	4	0	0	0	0	0	0	0	2
3/12	USC*	.370	2	1	1	0	0	0	1	4	0
3/13	USC*	.340	4	0	0	0	0	0	0	0	0
3/15	@ Rice*	.321	3	1	0	0	0	0	0	2	0
3/18	West Virginia*	.333	4	1	2	0	0	0	2	1	0
3/19	West Virginia*	.333	3	1	1	0	0	0	0	1	0
3/20	West Virginia*	.359	4	2	3	2	0	1	5	0	0
3/22	Abilene Christian*	.358	3	1	1	0	0	0	1	1	0
3/24	@ Texas*	.352	4	0	1	1	0	0	0	0	0
3/25	@ Texas*	.338	3	0	0	0	0	0	0	1	1
3/26	@ Texas*	.354	5	0	3	0	0	0	2	0	0
3/29	@ UT Arlington*	.341	6	1	1	0	0	0	0	0	3
4/1	@ Wichita State*	.337	4	0	1	0	0	0	0	0	1
4/2	@ Wichita State*	.333	4	2	1	1	0	0	0	1	0
4/3	@ Wichita State*	.347	5	1	3	1	0	0	4	0	1
4/6	UT Arlington*	.333	4	0	0	0	0	0	0	0	1
4/8	@ Kansas*	.340	4	1	2	0	0	0	1	1	1
4/9	@ Kansas*	.339	6	1	2	0	0	0	0	0	0
4/10	@ Kansas*	.333	5	0	1	0	0	0	0	1	2
4/12	Dallas Baptist*	.336	2	1	1	0	0	0	0	2	1
4/15	Oklahoma*	.339	5	0	2	0	0	0	1	0	1
4/16	Oklahoma*	.352	4	2	3	1	0	0	3	0	0
4/16	Oklahoma*	.344	3	0	0	0	0	0	0	0	0
4/22	@ Oklahoma State*	.351	3	0	2	0	0	0	0	0	1
4/23	@ Oklahoma State*	.353	5	2	2	0	0	0	2	0	1
4/24	@ Oklahoma State*	.364	4	2	3	1	0	0	0	1	0
4/26	@ Dallas Baptist*	.363	3	0	1	0	0	0	0	0	0

BAKER'S 2016 GAME-BY-GAME STATISTICS

Date	Opponent	Avg.	AB	R	H	2B	3B	HR	RBI	BB	K
4/29	Texas Tech*	.362	3	0	1	0	0	0	0	1	0
4/30	Texas Tech*	.359	4	2	1	0	0	0	0	0	1
5/1	Texas Tech*	.353	3	0	0	0	0	0	0	1	0
5/7	@ Penn State*	.346	3	0	0	0	0	0	1	2	1
5/7	@ Penn State*	.350	4	1	2	1	0	0	1	0	0
5/8	@ Penn State*	.351	5	1	2	0	0	0	1	0	0
5/13	@ Baylor*	.347	2	0	0	0	0	0	0	3	1
5/14	@ Baylor*	.341	3	1	0	0	0	0	0	1	0
5/15	@ Baylor*	.341	3	2	1	0	0	1	2	2	0
5/17	Stephen F. Austin*	.341	3	1	1	0	0	0	0	1	0
5/19	Kansas State*	.344	4	1	2	0	0	0	0	0	0
5/20	Kansas State*	.344	3	1	1	1	0	0	0	0	0
5/21	Kansas State*	.340	2	1	0	0	0	0	0	1	1
5/25	vs. Baylor*	.358	5	4	5	1	0	1	3	0	0
5/26	vs. Oklahoma State*	.364	5	2	3	0	0	1	1	0	2
5/28	vs. Texas*	.363	3	0	1	0	0	0	0	0	0
5/28	vs. Texas*	.371	4	2	3	0	0	1	5	1	0
5/29	vs. West Virginia*	.376	5	2	3	0	0	1	2	1	0
6/3	Oral Roberts*	.376	3	0	1	0	0	0	0	2	1
6/4	Gonzaga*	.380	3	0	2	0	0	0	0	1	1
6/5	Arizona State*	.382	4	1	2	1	0	0	0	1	1
6/10	@ Texas A&M*	.384	4	2	2	0	0	1	3	1	0
6/11	@ Texas A&M*	.382	4	0	1	1	0	0	0	0	1
6/12	@ Texas A&M*	.379	4	0	1	0	0	0	0	0	2
6/19	Texas Tech*	.380	5	1	2	0	0	1	3	0	0
6/21	vs. Coastal Carolina*	.387	3	2	3	0	0	1	1	1	0
6/24	vs. Coastal Carolina*	.381	4	0	0	0	0	0	0	0	1
6/25	vs. Coastal Carolina*	.379	4	0	1	1	0	0	1	0	1

Baker's Career Highs

AB6 @ Kansas 4/9/16
Hits5 vs. Baylor 5/25/16
Runs4 vs. Baylor 5/25/16
RBIs5, 2x last @ Texas 5/28/16
HR1, 19x last @ Texas Tech 4/29/17
SB1, 3x last @ Kansas State 3/31/17





AUSTIN BOYLES
11 PITCHER
 6-2 • 187 • R/R • RS-SO
SPRING, TEXAS
KLEIN COLLINS HS

2017 (Redshirt Freshman)

Made 15 appearances on the season... team boasted a 9-6 record in games he pitched... held opponents scoreless in 11 of 15 outings... allowed just one of four inherited runners to score... went 2-0 on the season with 25 strikeouts in 19 innings pitched... made his collegiate debut on Feb. 18 with a scoreless inning of work against Penn State... was touched for a run on a hit in a Feb. 24 outing against Arizona State... turned in seven consecutive scoreless outings spanning 11 innings... allowed just five hits, walked two and struck out 16 during the streak... struck out the side in an inning of work against Rice (Feb. 28)... struck out six in a career-long 3 2/3 innings against UTRGV (March 29) in earning his first career victory... contributed three scoreless frames and picked up a win at West Virginia on April 15... streak ended after allowing three runs on four hits in 1 2/3 innings against Baylor (April 22)... bounced back with a scoreless frame against Stephen F. Austin (April 25)... struck out the only batter he faced at Cal on May 20... contributed a scoreless inning against Kansas in the Big 12 Tournament (May 24)... final appearance of the year came on May 25 against Oklahoma in the Big 12 Tourney.

2016 (True Freshman)

Coaches elected to red-shirt him in his first season on campus... was part of the traveling squad most of the season.

High School

Was a three-time varsity letterwinner at Klein Collins... earned first-team all-district accolades as a junior and senior... named Texas Region Honorable Mention by Perfect Game... also named a Perfect Game Underclass Honorable Mention... tabbed a second-team preseason All-American by Baseball America prior to his senior campaign... compiled a 20-4 record on the mound in his career... tallied 166 strikeouts over the course of his career.

Personal

Parents are Boyce and Trisha... has a sister, Ashley.



BOYLES' 2017 GAME-BY-GAME STATISTICS

Date	Opponent	W-L-SV	ERA	IP	H	R	ER	BB	SO	HP	BF
2/18	Penn State	0-0-0	0.00	1.0	0	0	0	0	1	0	3
2/24	Arizona State	0-0-0	6.75	0.1	1	1	1	1	1	0	3
2/28	Rice	0-0-0	3.86	1.0	0	0	0	0	3	0	3
3/7	Dallas Baptist	0-0-0	2.45	1.1	2	0	0	0	1	0	6
3/12	@ UC Irvine	0-0-0	1.93	1.0	0	0	0	0	2	0	3
3/29	UTRGV	1-0-0	1.08	3.2	1	0	0	1	6	1	12
4/2	@ Kansas State	1-0-0	0.96	1.0	1	0	0	0	2	0	4
4/8	Murray State	1-0-0	0.87	1.0	1	0	0	0	1	0	3
4/15	@ West Virginia	2-0-0	0.68	3.0	0	0	0	1	1	0	10
4/22	Baylor	2-0-0	2.40	1.2	4	3	3	0	1	0	9
4/25	Stephen F. Austin	2-0-0	2.25	1.0	0	0	0	0	2	0	3
4/30	@ Texas Tech	2-0-0	4.15	1.1	4	4	4	1	1	0	9
5/20	@ Cal	2-0-0	4.08	0.1	0	0	0	0	1	0	1
5/24	vs. Kansas	2-0-0	3.86	1.0	0	0	0	0	1	0	4
5/25	vs. Oklahoma	2-0-0	5.68	0.1	2	4	4	2	1	0	5

Boyles' Career Highs

IP 3.2 vs. UTRGV 3/29/17
Hits 4, 2x last @ Texas Tech 4/30/17
Runs 4, 2x last vs. Oklahoma 5/25/17
ER 4, 2x last vs. Oklahoma 5/25/17
BB 2 vs. Oklahoma 5/25/17
K 6 vs. UTRGV 3/29/17

Boyles' Career Stats

SEASON	ERA	W-L	GP-GS	CG	SH/CB	SAVES	IP	HITS	RUNS	ER	BB	SO	WP	HBP	BK	B/AVG.
2017	5.68	2-0	15-0	0	0/0	0	19.0	16	12	12	6	25	1	1	1	.229
TOTALS	5.68	2-0	15-0	0	0/0	0	19.0	16	12	12	6	25	1	1	1	.229





DALTON BROWN
31 PITCHER
 6-1 • 210 • R/R • JR

BENBROOK, TEXAS
ARLINGTON HEIGHTS HS

2017 (Sophomore)

Appeared in 10 games on the year... team posted a 6-4 record in games he pitched... held opponents scoreless in seven of 10 outings... allowed three of six inherited runners to score... fanned 11 in eight innings of work... missed the first month and a half of the season with an injury... made his season debut on March 29 with a scoreless inning against UTRGV... didn't allow a run in his first five appearances of the season, spanning 4 1/3 innings... allowed just two hits and struck out seven over that stretch... picked up his first career save on April 23, retiring the only batter he faced against Baylor... allowed his first runs of the season (3) at Texas Tech (April 30)... all five earned runs he allowed came in a three game stretch from April 30 to May 16... struck out two and walked two in a scoreless inning against Texas in the Big 12 Tournament (May 27)... tossed a scoreless inning against Florida in the College World Series (June 23).

2016 (Freshman)

Made 10 appearances, all out of the bullpen... team posted a 7-3 record in games he pitched... allowed just three of his seven inherited runners to score... held opponents scoreless in seven of 10 appearances... made his collegiate debut on Feb. 21 against Loyola Marymount... retired all three batters he face against Arkansas-Pine Bluff (Feb. 24)... struck out two of the four batters he faced against UT Rio Grande Valley on March 1... was touched for two runs in 2/3 of an inning against USC (March 13)... retired all three batters he faced at Oklahoma State (April 22)... had



back-to-back scoreless appearances against Kansas State (May 21) and against Baylor (May 25) in the Big 12 Championships... was the tough-luck losing pitcher against Texas (May 28) in the Big 12 Championships... entered with the go-ahead run on third with one out and got two strikeouts before allowing his only home run of the season in the bottom of the ninth... final appearance was a shutout inning against Oral Roberts in the NCAA Fort Worth Regional (June 3).

High School

Was a four-year letterwinner at Arlington Heights High School... named first-team all-district as a catcher in 2015... earned first-team all-district honors as a pitcher in 2014... was a second-team all-district performer as a utility player in 2013... earned Perfect Game honorable mention All-American honors as a senior... also named first-team All-Region as a senior... participated in the 2015 THSAA All-Star game.

Personal

Parents are Alan and Kellie... has a sister, Lauryn, and a brother, Evan... father, Alan, played baseball at Texas... was a member of the 1983 College World Series championship squad.

Brown's Career Stats

SEASON	ERA	W-L	GP-GS	CG	SH/CB	SAVES	IP	HITS	RUNS	ER	BB	SO	WP	HBP	BK	B/AVG.
2016	5.00	0-1	10-0	0	0/3	0	9.0	11	5	5	2	11	2	0	0	.297
2017	5.62	0-0	10-0	0	0/0	1	8.0	7	6	5	6	11	2	2	0	.219
TOTALS	5.29	0-1	20-0	0	0/3	1	17.0	18	11	10	8	22	4	2	0	.261

#31 DALTON BROWN

BROWN'S 2017 GAME-BY-GAME STATISTICS

Date	Opponent	W-L-SV	ERA	IP	H	R	ER	BB	SO	HP	BF
3/29	UTRGV	0-0-0	0.00	1.0	0	0	0	0	2	0	3
4/8	Murray State	0-0-0	0.00	1.0	1	0	0	0	1	0	4
4/11	@ Dallas Baptist	0-0-0	0.00	1.0	0	0	0	0	2	0	3
4/22	Baylor	0-0-0	0.00	1.0	1	0	0	0	1	1	5
4/23	Baylor	0-0-1	0.00	0.1	0	0	0	0	1	0	1
4/30	@ Texas Tech	0-0-1	5.40	0.2	2	3	3	1	2	0	5
5/6	Texas	0-0-1	6.35	0.2	2	2	1	2	0	0	7
5/16	UT Arlington	0-0-1	7.50	0.1	1	1	1	1	0	1	4
5/27	vs. Texas	0-0-1	6.43	1.0	0	0	0	2	2	0	5
6/23	vs. Florida	0-0-1	5.62	1.0	0	0	0	0	0	0	3

BROWN'S 2016 GAME-BY-GAME STATISTICS

Date	Opponent	W-L-SV	ERA	IP	H	R	ER	BB	SO	HP	BF
2/21	Loyola Marymount	0-0-0	0.00	0.0	0	0	0	1	0	0	1
2/24	Arkansas-Pine Bluff	0-0-0	0.00	1.0	0	0	0	0	0	0	3
3/1	UTRGV	0-0-0	0.00	1.1	0	0	0	0	2	0	4
3/13	USC	0-0-0	6.00	0.2	3	2	2	0	1	0	5
4/22	@ Oklahoma State	0-0-0	4.50	1.0	0	0	0	0	0	0	3
5/7	@ Penn State	0-0-0	7.20	1.0	4	2	2	0	2	0	7
5/21	Kansas State	0-0-0	6.00	1.0	1	0	0	0	1	0	4
5/25	vs. Baylor	0-0-0	5.14	1.0	0	0	0	0	2	0	3
5/28	vs. Texas	0-1-0	5.62	1.0	1	1	1	1	3	0	5
6/3	Oral Roberts	0-1-0	5.00	1.0	2	0	0	0	0	0	4

Brown's Career Highs

IP 1.1 vs. UTRGV 3/1/16
Hits 4 @ Penn State 5/7/16
Runs 3 @ Texas Tech 4/30/17
ER 3 @ Texas Tech 4/30/17
BB 2, 2x last vs. Texas 5/6/17
K 3 vs. Texas 5/28/17





CAL COUGHLIN
20 PITCHER
6-1 • 230 • S/R • FR

LAKE FOREST, ILL.
LAKE FOREST HS

2016 (Freshman)

Ranked third on the team with 23 appearances out of the bullpen... paced the team with a 1.59 ERA in 22 2/3 pitched... record 22 strikeouts and limited opponents to a .210 batting average... team posted a 14-9 record in games he pitched... held opponents scoreless in 19 of 23 appearances... allowed just 10 of 26 inherited runners to score... made his collegiate debut on Feb. 19 against Penn State... started a string of 10 consecutive scoreless outings on Feb. 24 against Arizona State... the streak spanned 8 2/3 innings in which he allowed just six hits and struck out 11... pitched scoreless frames against Rice (Feb. 28), at UC Irvine (March 10), vs. UTRGV (March 28), at Kansas State (April 2), Murray State (April 9) and vs. Baylor (April 22)... longest outing in that stretch was 11/3 scoreless frames against Baylor (April 21)... allowed three runs (two earned) in his next two appearances against Stephen F. Austin (April 25) and at Texas Tech (April 30)... struck out the side and earned his first career victory against Texas on May 5... recorded the final out against the Longhorns on May 6... surrendered his last run of the season May 13 at Oklahoma... turned in six scoreless outings to end the season... fanned six over 7 1/3 innings of work... tossed two scoreless innings at Cal on May 19... held Kansas off the board in his lone inning of work in the Big 12 Tournament (May 24)... retired all three batters he faced against Central Connecticut State (June 3) in his only appearance in the NCAA Fort Worth Regional... pitched two scoreless innings in the opening game of the College World Series against Florida (June 18)... registered two outs in his final appearance of the season against Louisville (June 22).



High School

Earned three letters at Lake Forest High School... ranked as the No. 14 top prospect in the state of Illinois by Baseball America... named the Team MVP as a senior... was a 2016 Rawlings-Perfect Game 3rd-team All-American... first Team USA Today All-USA Illinois team... also earned all-area MVP as well as All-Area and All-Conference accolades as a senior... twice named a PG Underclass All-American... tabbed an All-Area performer as a junior... earned honorable mention All-Area honors as a sophomore... hit .431 with three home runs and 25 RBIs as a senior... posted a 2.31 ERA in 61 innings pitched with 93 strikeouts.

Personal

Parents are Rich and Colleen... has a sister, Cassidy and a brother, Cade... father, Rich, played baseball at Sam Houston State as well as in the Houston Astros organization... uncle, Mike, was a bullpen pitcher for the Chicago Cubs.

Coughlin's Career Stats

SEASON	ERA	W-L	GP-GS	CG	SH/CB	SAVES	IP	HITS	RUNS	ER	BB	SO	WP	HBP	BK	B/AVG.
2017	1.59	1-0	23-0	0	0/0	0	22.2	17	5	4	11	22	1	2	1	.210
TOTALS	1.59	1-0	23-0	0	0/0	0	22.2	17	5	4	11	22	1	2	1	.210

#20 CAL COUGHLIN

COUGHLIN'S 2017 GAME-BY-GAME STATISTICS

Date	Opponent	W-L-SV	ERA	IP	H	R	ER	BB	SO	HP	BF
2/19	Penn State	0-0-0	9.00	1.0	1	1	1	0	0	0	4
2/24	Arizona State	0-0-0	6.75	0.1	0	0	0	1	0	0	2
2/28	Rice	0-0-0	3.86	1.0	0	0	0	0	1	1	5
3/4	vs. Texas A&M	0-0-0	3.00	0.2	0	0	0	1	0	0	3
3/10	@ UC Irvine	0-0-0	2.25	1.0	0	0	0	1	2	0	4
3/28	UTRGV	0-0-0	1.80	1.0	0	0	0	0	2	0	3
4/2	@ Kansas State	0-0-0	1.50	1.0	1	0	0	1	2	0	5
4/9	Murray State	0-0-0	1.29	1.0	3	0	0	0	1	0	5
4/16	@ West Virginia	0-0-0	1.23	0.1	0	0	0	1	1	0	1
4/21	Baylor	0-0-0	1.04	1.1	1	0	0	1	2	0	6
4/22	Baylor	0-0-0	0.93	1.0	1	0	0	0	0	0	4
4/25	Stephen F. Austin	0-0-0	0.84	1.0	0	1	0	2	1	0	6
4/30	@ Texas Tech	0-0-0	2.31	1.0	3	2	2	2	0	0	7
5/5	Texas	1-0-0	2.13	1.0	0	0	0	0	3	0	3


COUGHLIN'S 2017 GAME-BY-GAME STATISTICS

Date	Opponent	W-L-SV	ERA	IP	H	R	ER	BB	SO	HP	BF
5/6	TEXAS	1-0-0	2.08	0.1	0	0	0	0	0	0	5
5/12	Oklahoma	1-0-0	1.98	0.2	0	0	0	0	1	0	2
5/13	Oklahoma	1-0-0	2.35	1.2	1	1	1	0	0	0	6
5/16	UT ARLINGTON	1-0-0	2.25	0.2	1	0	0	0	0	0	3
5/19	Cal	1-0-0	2.00	2.0	0	0	0	0	2	0	6
5/24	Kansas	1-0-0	1.89	1.0	1	0	0	0	2	0	4
6/3	Central Conn. State	1-0-0	1.80	1.0	1	0	0	0	1	0	4
6/18	Florida	1-0-0	1.64	2.0	2	0	0	0	1	1	8
6/22	Louisville	1-0-0	1.59	0.2	1	0	0	1	0	0	4

Coughlin's Career Highs

IP 2.0, 2x last vs. Florida 6/18/17
Hits 3, 2x last @ Texas Tech 4/30/17
Runs 2 @ Texas Tech 4/30/17
ER 2 @ Texas Tech 4/30/17
BB 2, 2x last @ Texas Tech 4/30/17
K 3 vs. Texas 5/5/17





JAKE EISSLER
20 PITCHER
 6-1 • 205 • R/R • SO
 LITTLETON, COLO.
 THUNDER RIDGE HS

Career Honors

- 2017 Big 12 Academic All-Rookie Team

2017 (Freshman)

Ranked fifth on the team with 18 appearances on the year... made one start... fanned 38 batters in 37 2/3 innings pitched... went 4-0 on the year... team boasted a 12-6 record in games he pitched... held opponents scoreless in seven of 17 relief appearances... allowed seven of 13 inherited runners to score... made his collegiate debut with two scoreless innings of work against Penn State (Feb. 19)... captured his first career win on Feb. 21 at UT Arlington with 11/3 scoreless innings... improved to 2-0 after allowing a run on four hits in 2 1/3 innings of relief against Rice (Feb. 28)... struck out a career-high eight in 4 1/3 innings against Texas A&M (March 4)... tossed a career-high five innings, allowing three runs on five hits at UC Irvine (March 10)... tallied win No. 3 with three shutout innings against Abilene Christian (March 21)... earned his first career save with a scoreless inning of work against Oklahoma State (March 26)... allowed just one run on six hits over four innings in his first career start to improve to 4-0 on the year... tossed two scoreless innings against Murray State (April 8)... recorded six strikeouts in 3 1/3 innings of work against Stephen F. Austin (April 25)... made two appearances in the Big 12 Tournament (vs. Oklahoma May 25; vs. Texas May 27)... picked up two outs in TCU's win over Central Connecticut State in the NCAA Fort Worth Regional on June 3.



High School

Earned three varsity letters at Thunder Ridge High School... ranked as the No. 12 top prospect in the state of Colorado by Baseball America... named a 2016 Rawlings-Perfect Game Honorable Mention All-American... earned first-team All-West Region honors... named the Colorado 5A Baseball Player of the Year as a senior... was a three-time academic All-State performer... participated in the USA Baseball NHSL tournament... named to the All-USA Colorado Baseball Team as a senior... tabbed a three-time All-State performer as both a pitcher and an infielder... twice honored as a Perfect Game Underclass All-American... produced a 1.28 ERA in 60.1 innings pitched with 81 strikeouts as a senior.

Personal

Parents are Charlie and Kim... is an only child.

Eissler's Career Stats

SEASON	ERA	W-L	GP-GS	CG	SH/CB	SAVES	IP	HITS	RUNS	ER	BB	SO	WP	HBP	BK	B/AVG.
2017	5.02	4-0	18-1	0	0/1	1	37.2	49	24	21	12	38	4	4	0	.318
TOTALS	5.02	4-0	18-1	0	0/1	1	37.2	49	24	21	12	38	4	4	0	.318

#24 JAKE EISSLER

ISSLER'S 2017 GAME-BY-GAME STATISTICS

Date	Opponent	W-L-SV	ERA	IP	H	R	ER	BB	SO	HP	BF
2/19	Penn State	0-0-0	0.00	2.0	1	0	0	1	2	0	8
2/21	@ UT Arlington	1-0-0	0.00	1.1	2	0	0	0	1	0	6
2/28	Rice	2-0-0	1.59	2.1	4	1	1	0	1	0	9
3/4	vs. Texas A&M	2-0-0	2.70	4.1	3	2	2	1	8	0	17
3/10	@ UC Irvine	2-0-0	3.60	5.0	5	3	3	1	4	1	21
3/19	Kansas	2-0-0	3.94	1.0	1	1	1	0	0	1	5
3/21	@ Abilene Christian	3-0-0	3.32	3.0	3	0	0	1	2	0	12
3/26	Oklahoma State	3-0-1	3.15	1.0	0	0	0	0	1	0	3
3/28	UTRGV*	4-0-1	3.00	4.0	6	1	1	1	2	0	18

ISSLER'S 2017 GAME-BY-GAME STATISTICS

Date	Opponent	W-L-SV	ERA	IP	H	R	ER	BB	SO	HP	BF
4/8	Murray State	4-0-1	2.77	2.0	1	0	0	0	2	0	7
4/15	@ West Virginia	4-0-1	2.73	0.1	1	0	0	0	1	0	2
4/21	Baylor	4-0-1	3.54	1.2	5	3	3	0	2	1	11
4/25	Stephen F. Austin	4-0-1	3.73	3.1	3	2	2	0	6	0	13
5/14	@ Oklahoma	4-0-1	4.09	1.2	2	2	2	1	3	1	9
5/20	@ Cal	4-0-1	4.37	2.0	4	2	2	1	1	0	10
5/25	vs. Oklahoma	4-0-1	4.37	0.0	1	0	0	2	0	0	3
5/27	vs. Texas	4-0-1	4.62	2.0	2	2	2	2	1	0	10
6/3	Central Conn. St.	4-0-1	5.02	0.2	5	5	2	1	1	0	9

Eissler's Career Highs

IP5.0 @ UC Irvine 3/10/17
Hits 6 vs. UTRGV 3/28/17
Runs 5 vs. Central Connecticut State 6/3/17
ER3, 2x last vs. Baylor 4/21/17
BB 2, 2x last vs. Texas 5/27/17
K 8 vs. Texas A&M 3/4/17





DURBIN FELTMAN
15 PITCHER
 6-0 • 190 • R/R • JR
 CONROE, TEXAS
 OAK RIDGE HS

Career Honors

- 2017 ABCA Second-team All-Midwest Region
- 2017 Honorable Mention All-Big 12 Conference
- 2017 First-team Academic All-Big 12
- 2016 Perfect Game and D1Baseball.com 1st-team Freshman All-American
- 2016 Louisville Slugger and NCBWA 2nd-team Freshman All-American
- 2016 Honorable Mention All-Big 12 honors
- 2016 Big 12 All-Freshman squad

2017 (Sophomore)

Ranked second on the squad with 29 appearances out of the bullpen... set a TCU single-season record and ranked tied for first nationally with 17 saves... was 17 for 20 in save opportunities... team went 24-5 in games he pitched... held opponent scoreless in 21 of 29 appearances... didn't allow any of the nine inherited runners to score... tallied 37 strikeouts in 29 2/3 innings pitched... went 2-2 on the year with a 3.64 ERA... opened the season with six scoreless outings spanning 6 2/3 innings... registered his first save of the season in the season opener against Penn State (Feb. 17)... struck out two around a pair of hits in picking up save No. 2 on Feb. 26 against Arizona State... pitched a scoreless inning en route to his first victory of the season against Texas A&M (March 4)... collected his third save of the year with a perfect ninth against Ole Miss (March 5)... improved to 2-0 on the year with two scoreless innings against Dallas Baptist on March 7... put together a stretch of five straight scoreless outings in which he tallied saves... had two saves in the series sweep of Oklahoma State (March 24 and 25)... preserved a 1-0 win over Kansas State in extra innings on April 1... allowed two runs (one earned) in picking up save No. 9 on the season at UT Arlington (April 4)... picked up his 10th save of the year on April 15 with 1 2/3 scoreless frames at West Virginia... suffered his first career loss after allowing two runs on three walks and a hit batter at West Virginia (April 16)... save No. 11 came on April 28 at Texas Tech where he fanned two of three batters faced... was touched for two unearned runs in two innings of work against Texas on May 5... his 12th save of the year at Oklahoma (May 12) clinched a share of the Big 12 regular season title... tallied a pair of saves in TCU's series win at Cal (May 18-19)... save No. 15 came in the Big 12 Tournament against Oklahoma (May 25)... struck out the only batter he faced in earning save No. 16 against Central Connecticut State in the NCAA Fort Worth Regional (June 3)... struck out the side in his lone inning of work against Virginia on June 4... picked up his final save of the season in a scoreless inning in Game 1 against Missouri State (June 10) in the NCAA Fort Worth Super Regional... struck out five of the six batters he faced against Florida in his only appearance in the College World Series (June 24).



2016 (Freshman)

Tied for second on the team with 27 appearances out of the bullpen... team boasted a 20-7 record in games he pitched... was a perfect 9-for-9 in save opportunities... held opponents scoreless in 24 of 27 appearances... allowed just one of his 14 inherited runners to score... the nine saves were tied for second in the Big 12... went 3-0 on the season... fanned 49 batters in 34 2/3 innings pitched... made his collegiate debut on Feb. 21 against Loyola Marymount... retired all three batters he faced... made two appearances in the Shriner's Hospital for Children's College Classic with a scoreless inning each against La.-Lafayette (Feb. 26) and Houston (Feb. 28)... surrendered his first two runs of the season on March 13 vs. USC... rebounded with three straight perfect innings vs. West Virginia (March 18), vs. Abilene Christian (March 22) and at Texas (March 26)... struck out the side against the ACU to notch his first career save... was tagged for a season-high three runs at Wichita State on April 3... held opponents scoreless in 16 of his final 17 appearances... notched his second save vs. Oklahoma on April 16... struck out three of the four batters he faced at Oklahoma State on April 24... recorded save No. 3 when he retired both batters he faced at Dallas Baptist (April 26)... retired all six batters he faced against Texas Tech on May 1... struck out the only batter he faced at Penn State on May 7 to earn his fourth save... followed up with a scoreless inning game to against the Nittany Lions to earn his first career win... improved to 2-0 on the season at Baylor on May 15... turned in 13 shutout innings over seven appearances to close out the season... tallied two saves in the Kansas State series May 19-20... earned the win in the Big 12 Championship game with three shutout innings in which he tallied four strikeouts... picked up a two-inning save vs. Gonzaga in the NCAA Fort Worth Regional on June 4... collected his eighth save of the year with two scoreless innings at Texas A&M in the NCAA College Station Super Regional... struck out two of the three batters he faced to earn his ninth save against Texas Tech in the College World Series opener for TCU... tossed three scoreless innings with a career-high five strikeouts against Coastal Carolina on June 25.

High School

Earned two varsity letters at Oak Ridge High School... was a two-time, first-team all-district performer as a junior and senior... earned first-team, all-county honors as a junior and senior... was a Max Preps and USA Today Player of the Week during his senior year... earned Perfect Game honorable mention All-American and a 2nd-team all-region performer as a senior... starred in the classroom as well, earning academic all-state honors as a senior... was also a two-time academic all-district performer as a junior and senior.

Personal

Parents are Robert and Tatia... has three siblings, RJ, Rhys and Jett.

Feltman's Career Stats

SEASON	ERA	W-L	GP-GS	CG	SH/CB	SAVES	IP	HITS	RUNS	ER	BB	SO	WP	HBP	BK	B/AVG.
2016	1.56	3-0	27-0	0	0/3	9	34.2	15	6	6	11	49	2	4	0	.129
2017	3.64	2-2	29-0	0	0/3	17	29.2	23	18	12	15	37	3	4	0	.215
TOTALS	2.52	5-2	56-0	0	0/6	26	64.1	38	24	18	26	86	5	8	0	.170

#15 DURBIN FELTMAN

FELTMAN'S 2017 GAME-BY-GAME STATISTICS

Date	Opponent	W-L-SV	ERA	IP	H	R	ER	BB	SO	HP	BF
2/17	Penn State	0-0-1	0.00	1.0	0	0	0	0	1	0	3
2/21	@ UT Arlington	0-0-1	0.00	0.2	1	0	0	0	0	0	2
2/26	Arizona State	0-0-2	0.00	1.0	2	0	0	0	2	0	5
3/4	vs. Texas A&M	1-0-2	0.00	1.0	0	0	0	1	1	0	4
3/5	vs. Ole Miss	1-0-3	0.00	1.0	0	0	0	0	0	0	3
3/7	Dallas Baptist	2-0-3	0.00	2.0	0	0	0	1	3	0	7
3/14	@ Long Beach State	2-0-3	1.17	1.0	1	4	1	2	3	1	8
3/17	Kansas	2-0-4	1.04	1.0	1	0	0	1	1	1	5
3/21	@ Abilene Christian	2-0-5	0.93	1.0	0	0	0	0	1	0	3
3/24	Oklahoma State	2-0-6	0.84	1.0	1	0	0	0	1	1	5
3/25	Oklahoma State	2-0-7	0.77	1.0	1	0	0	0	2	0	4
4/1	@ Kansas State	2-0-8	0.71	1.0	0	0	0	0	1	0	3
4/4	@ UT Arlington	2-0-9	1.32	1.0	2	2	1	0	0	0	5
4/11	@ Dallas Baptist	2-0-9	1.23	1.0	1	0	0	0	2	0	4
4/15	@ West Virginia	2-0-10	1.10	1.2	0	0	0	1	1	0	6
4/16	@ West Virginia	2-1-10	2.16	0.1	0	2	2	3	1	1	5
4/23	Baylor	2-1-10	3.71	0.1	0	3	3	3	1	0	4
4/28	@ Texas Tech	2-1-11	3.50	1.0	0	0	0	0	2	0	3
5/5	Texas	2-1-11	3.15	2.0	3	2	0	1	1	0	10
5/12	@ Oklahoma	2-1-12	3.00	1.0	2	0	0	0	1	0	5
5/13	@ Oklahoma	2-2-12	4.15	0.2	3	3	3	0	0	0	5
5/18	@ Cal	2-2-13	3.97	1.0	0	0	0	0	1	0	3
5/19	@ Cal	2-2-14	4.18	1.0	2	1	1	0	1	0	5
5/25	vs. Oklahoma	2-2-15	4.07	0.2	0	0	0	0	0	0	2
5/27	vs. Texas	2-2-15	4.26	1.0	2	1	1	0	1	0	5
6/3	Central Conn. St.	2-2-16	4.21	0.1	0	0	0	0	1	0	1
6/4	Virginia	2-2-16	4.05	1.0	0	0	0	1	3	0	4
6/10	Missouri State	2-2-17	3.90	1.0	1	0	0	1	0	0	4
6/24	vs. Florida	2-2-17	3.64	2.0	0	0	0	0	5	0	6

FELTMAN'S 2016 GAME-BY-GAME STATISTICS

Date	Opponent	W-L-SV	ERA	IP	H	R	ER	BB	SO	HP	BF
2/21	Loyola Marymount	0-0-0	0.00	1.0	0	0	0	0	1	0	3
2/26	vs. La.-Lafayette	0-0-0	0.00	1.0	0	0	0	1	1	0	4
2/28	vs. Houston	0-0-0	0.00	1.0	0	0	0	0	2	0	3
3/4	Gonzaga	0-0-0	0.00	1.1	1	0	0	0	2	2	7
3/8	UT Arlington	0-0-0	0.00	1.0	2	0	0	0	1	0	5
3/13	USC	0-0-0	2.84	1.0	2	2	2	1	2	0	7
3/18	West Virginia	0-0-0	2.45	1.0	0	0	0	0	2	0	3
3/22	Abilene Christian	0-0-1	2.16	1.0	0	0	0	0	3	0	3
3/26	@ Texas	0-0-1	1.93	1.0	0	0	0	0	0	0	3
4/3	@ Wichita State	0-0-1	4.35	1.0	3	3	3	1	2	0	7
4/6	UT Arlington	0-0-1	3.97	1.0	0	0	0	0	2	0	3
4/8	@ Kansas	0-0-1	3.75	0.2	0	0	0	1	1	0	3
4/10	@ Kansas	0-0-1	3.46	1.0	0	0	0	1	1	0	4
4/16	Oklahoma	0-0-2	3.14	1.1	1	0	0	1	2	0	5
4/24	@ Oklahoma State	0-0-2	2.93	1.0	1	0	0	0	3	0	4
4/26	@ Dallas Baptist	0-0-3	2.81	0.2	0	0	0	0	1	0	2
5/1	Texas Tech	0-0-3	2.50	2.0	0	0	0	0	2	0	6
5/7	@ Penn State	0-0-4	2.45	0.1	0	0	0	0	1	0	1
5/7	@ Penn State	1-0-4	2.33	1.0	0	0	0	0	0	1	5
5/15	@ Baylor	2-0-4	2.49	2.1	2	1	1	2	3	1	12
5/19	Kansas State	2-0-5	2.38	1.0	1	0	0	0	1	0	4
5/20	Kansas State	2-0-6	2.28	1.0	0	0	0	0	2	0	3
5/29	vs. West Virginia	3-0-6	2.03	3.0	0	0	0	2	4	0	11
6/4	Gonzaga	3-0-7	1.88	2.0	1	0	0	0	2	0	6
6/12	@ Texas A&M	3-0-8	1.76	2.0	0	0	0	0	1	0	6
6/19	vs. Texas Tech	3-0-9	1.71	1.0	0	0	0	0	2	0	3
6/25	vs. Coastal Carolina	3-0-9	1.56	3.0	1	0	0	1	5	0	11

Feltman's Career Highs

IP 3.0, 2x last vs. Coastal Carolina 6/25/16
Hits 3, 3x last @ Oklahoma 5/13/17
Runs 4 @ Long Beach State 3/3/16
ER 3, 3x last @ Oklahoma 5/13/17
BB 3, 2x last vs. Baylor 4/23/17
K 5, 2x last vs. Florida 6/24/17





HAYLEN GREEN
23 PITCHER
5-11 • 180 • L/L • FR
LUFKIN, TEXAS
LUFKIN HS

Career Honors

- 2017 Big 12 Academic All-Rookie Team

2017 (Freshman)

Made two starts as part of 15 appearances on the season... fanned 24 batters in 20 1/3 innings while posting a 3.10 ERA... limited opponents to a .155 batting average against... posted a 2-1 record... TCU was 10-5 in games he pitched, including 1-1 in games he started... held opponents scoreless in 11 of 13 relief outings... allowed just five of 11 inherited runners to score... made his collegiate debut on Feb. 19 with a scoreless inning against Penn State... was touched for five runs (three earned) on two hits and three walks in 11/3 innings against Arizona State (Feb. 24)... bounced back with two scoreless innings against Rice (Feb. 28)... turned in nine consecutive scoreless outings spanning 12 innings... registered 17 strikeouts during the streak... fanned three in 12/3 innings at UC Irvine on March 10... struck out the only batter he faced in picking up his first career win against Oklahoma State (March 24)... struck out two in another scoreless inning of work against the Cowboys (March 25)... improved to 2-0 on the year with a shutout inning at Kansas State (April 1)... fanned a career-high four in 2 2/3 scoreless innings at UT Arlington (April 4)... made first career start on May 16 against UT Arlington... struck out three and allowed just two hits in four innings... was touched for three runs on three hits in his next start on May 27 against Texas in the Big 12 Tournament... pitched a scoreless inning of relief against Florida in the College World Series (June 18).

High School

Won four letters at Lufkin High School... earned 2016 Rawlings-Perfect Game Honorable Mention All-American honors... also named 2nd-team Texas All-Region as a senior... named first-team all-district as a junior and senior.

Personal

Parents are Scott and Gina... has one brother, Tanner... father, Scott, played football at Southern Arkansas.



GREEN'S 2017 GAME-BY-GAME STATISTICS

Date	Opponent	W-L-SV	ERA	IP	H	R	ER	BB	SO	HP	BF
2/19	Penn State	0-0-0	0.00	1.0	0	0	0	0	1	0	3
2/24	Arizona State	0-0-0	11.57	1.1	2	5	3	3	3	0	11
2/28	Rice	0-0-0	6.23	2.0	0	0	0	0	1	0	6
3/4	vs. Texas A&M	0-0-0	6.75	1.0	1	1	1	1	0	0	5
3/10	@ UC Irvine	0-0-0	5.14	1.2	2	0	0	2	3	0	9
3/24	Oklahoma State	1-0-0	4.91	0.1	0	0	0	0	1	0	1
3/25	Oklahoma State	1-0-0	4.32	1.0	0	0	0	0	2	0	3
4/1	@ Kansas State	2-0-0	3.86	1.0	0	0	0	0	1	0	2
4/4	@ UT Arlington	2-0-0	3.00	2.2	0	0	0	1	4	1	10
4/23	Baylor	2-0-0	2.92	0.1	1	0	0	1	1	0	3
4/25	Stephen F. Austin	2-0-0	2.70	1.0	0	0	0	0	2	0	3
5/5	Texas	2-0-0	2.70	0.0	0	0	0	1	0	0	1
5/16	UT Arlington*	2-0-0	2.08	4.0	2	0	0	0	3	0	14
5/27	vs. Texas*	2-1-0	3.26	2.0	3	3	3	0	2	2	12
6/18	vs. Florida	2-1-0	3.10	1.0	0	0	0	0	0	0	3

Green's Career Highs

IP 4.0 vs. UT Arlington 5/16/17
Hits 3 vs. Texas 5/27/17
Runs 5 vs. Arizona State 2/24/17
ER 3, 2x last vs. Texas 5/27/17
BB 3 vs. Arizona State 2/24/17
K 4 @ UT Arlington 4/4/17

Green's Career Stats

SEASON	ERA	W-L	GP-GS	CG	SH/CB	SAVES	IP	HITS	RUNS	ER	BB	SO	WP	HBP	BK	B/AVG.
2017	3.10	2-1	15-2	0	0/1	0	20.1	11	9	7	9	24	2	3	0	.155
TOTALS	3.10	2-1	15-2	0	0/1	0	20.1	11	9	7	9	24	2	3	0	.155





ZACH HUMPHREYS
10 CATCHER
 5-10 • 185 • R/R • SO

MIDLOTHIAN, TEXAS
MIDLOTHIAN HS

Career Honors

- 2017 Big 12 Academic All-Rookie Team

2017 (Freshman)

Started 27 games as part of 33 appearances on the season... also appeared in five games as a defensive replacement and one as a pinch hitter.. made 11 starts as the catcher and 16 as the designated hitter... tallied a hit in 19 games and reached base safely in 26... posted seven multi-hit games and eight multi-RBI contests... hit .267 with 19 RBIs, three double, two triples and two home runs on the season... tallied five two-out RBIs... was 3-for-4 in stolen bases... had two RBIs and scored a run in his collegiate debut on Feb. 18 against Penn State... first career hit was an RBI-double at UT Arlington (21)... tallied two RBIs in the contest... went 2-for-4 against Arizona State (Feb. 26)... had an RBI single in a start against Ole Miss (March 5)... hit his first home run as part of a 2-for-3 day at the plate against UTRGV (March 29)... totaled three RBIs in the game... went 1-for-2 with three runs scored in a start against Murray State (April 9)... started two games in the series at Oklahoma (May 13-14)... doubled and homered in the series finale against the Sooners (May 14)... moved into the starting lineup full-time on May 20 at Cal... went 2-for-5 in the contest... tallied five RBIs in the Big 12 Tournament... also collected a pair of triples in the five games played... went 1-for-4 in the NCAA Fort Worth Regional opener against Central Connecticut State (June 3)... drove in two runs in the win over Vir-



ginia (June 4)... was 2-for-4 with two walks and two runs scored in the Regional championship game against Dallas Baptist (June 5)... went 3-for-5 with two runs scored against Missouri State in Game 2 of the NCAA Fort Worth Super Regional (Jun 11)... hit safely in three games at the College World Series... had two RBIs in the win over Florida (June 23).

High School

Earned four varsity letters at Midlothian High School... earned all-state honors as a catcher his senior year... named the DFW SportsDay Offensive Player of the Year as a senior... earned Perfect Game Preseason All-American and All-Region honors as a senior... named a earned all-state honors as a sophomore... participated in the 15U and 16U WWBA National Championships, earning all-tournament accolades in both... hit .515 with 38 walks as a senior.

Personal

Parents are Mike and Dawn... has two brothers, Alec and Nathan... father, Mike, played baseball at Texas Tech and professionally for four years with the San Diego Padres and New York Yankees... brother, Alec, played baseball at Texas Tech and Tarleton State.

Humphreys' Career Stats

SEASON	Avg.	GP-GS	AB	RUNS	HITS	2B	3B	HR	RBI	SLG%	BB	HBP	SO	OB%	SB-A	SF	SH	FLD
2017	.267	33-27	101	25	27	3	2	2	19	.396	17	3	20	.379	3-4	3	0	.985
TOTALS	.225	60-19	89	13	20	0	1	1	15	.281	6	2	18	.283	2-3	2	1	.996

#10 ZACH HUMPHREYS

HUMPHREYS' 2017 GAME-BY-GAME STATISTICS

Date	Opponent	Avg.	AB	R	H	2B	3B	HR	RBI	BB	K
2/18	Penn State*	.000	3	1	0	0	0	0	2	0	0
2/21	@ UT Arlington*	.167	3	1	1	1	0	0	2	0	0
2/26	Arizona State*	.300	4	1	2	0	0	0	0	0	0
2/28	Rice	.300	0	0	0	0	0	0	0	1	0
3/5	vs. Ole Miss*	.308	3	0	1	0	0	0	1	0	2
3/12	@ UC Irvine	.286	1	0	0	0	0	0	0	0	1
3/21	@ Abilene Christian*	.294	3	0	1	0	0	0	0	1	0
3/29	UTRGV*	.350	3	2	2	0	0	1	3	1	1
4/4	@ UT Arlington*	.292	4	1	0	0	0	0	0	0	0
4/8	Murray State	.292	0	0	0	0	0	0	0	1	0
4/9	Murray State*	.308	2	3	1	0	0	0	0	2	0
4/22	Baylor	.296	1	0	0	0	0	0	0	0	0
4/25	Stephen F. Austin*	.267	3	0	0	0	0	0	0	1	1
4/30	@ Texas Tech	.258	1	0	0	0	0	0	0	0	1
5/13	@ Oklahoma*	.250	5	1	1	0	0	0	0	0	1
5/14	@Oklahoma*	.268	5	2	2	1	0	1	2	0	0
5/19	@ Cal	.262	1	0	0	0	0	0	0	0	0

HUMPHREYS' 2017 GAME-BY-GAME STATISTICS

Date	Opponent	Avg.	AB	R	H	2B	3B	HR	RBI	BB	K
5/20	@ Cal*	.277	5	1	2	0	0	0	0	0	0
5/24	vs. Kansas*	.280	3	1	1	0	1	0	2	0	1
5/25	vs. Oklahoma*	.283	3	1	1	0	0	0	1	2	0
5/26	vs. Kansas*	.268	3	1	0	0	0	0	0	1	2
5/27	vs. Texas*	.283	4	1	2	0	1	0	2	0	0
5/27	vs. Texas*	.277	5	0	1	0	0	0	0	0	2
6/3	Central Conn. State*	.275	4	1	1	0	0	0	0	0	1
6/4	Virginia*	.257	5	0	0	0	0	0	2	0	0
6/5	Dallas Baptist*	.269	4	2	2	0	0	0	0	2	0
6/10	Missouri State*	.262	2	1	0	0	0	0	0	2	1
6/11	Missouri State*	.282	5	2	3	0	0	0	0	0	1
6/18	vs. Florida*	.273	3	0	0	0	0	0	0	0	2
6/20	vs. Texas A&M*	.267	2	1	0	0	0	0	0	1	1
6/22	vs. Louisville*	.266	4	0	1	0	0	0	0	0	0
6/23	vs. Florida*	.268	3	1	1	1	0	0	2	2	1
6/24	vs. Florida*	.267	4	0	1	0	0	0	0	0	1

Humphreys' Career Highs

AB 5, 6x last vs. Missouri State 6/11/17
Hits 3 vs. Missouri State 6/11/17
Runs 3 vs. Murray State 4/9/17
RBIs 3 vs. UTRGV 3/29/17
HR 1, 2x last @ Oklahoma 5/14/17
SB 1, 3x last vs. Virginia 6/4/17





JARED JANCZAK
41 PITCHER
 6-1 • 210 • R/R • RS-SO
BELTON, TEXAS
BELTON HS

Career Honors

- 2017 Second-team All-American (Perfect Game, NCBWA, ABCA)
- 2017 Third-team All-American (D1Baseball.com, Collegiate Baseball)
- 2017 ABCA First-team All-Midwest Region
- 2017 First-team all-Big 12 Conference
- 2017 Second-team Academic All-Big 12
- Collegiate Baseball National Player of the Week and Big 12 Pitcher of the Week (March 20, 2017)
- Big 12 Pitcher of the Week (April 2, 2017)
- 2016 Honorable Mention All-Big 12 Conference

2017 (Redshirt Sophomore)

Tied for second on the team with 15 games started... team was 12-3 in games he started... ranked second on the team with 93 1/3 innings pitched and 102 strikeouts... limited opponents to a .181 batting average against... contributed to two of TCU's five shutouts on the year... posted a 9-2 record to go along with a 2.31 ERA... registered eight quality starts on the year... went at least five innings in all but three starts... fanned six and allowed three runs (two earned) in six innings against Penn State in the season-opener (Feb. 17)... improved to 2-0 after allowing just two runs on five hits in seven innings against Arizona State (Feb. 26)... fanned 10 and allowed just two runs in 7 1/3 innings against Ole Miss (March 5)... pushed record to 4-0 in a win at UC Irvine on March 12... retired first 22 batters he faced and tossed eight no-hit innings while racking up a career-high 14 strikeouts against Kansas on March 18... ultimately allowed a run on two hits in the contest... picked up a no-decision against Oklahoma State after allowing three runs (two earned) in five innings of work (March 24)... tossed nine shutout innings and struck out seven at Kansas State (March 31)... improved to 6-0 on the year after tossing seven innings against Murray State (April 7)... allowed two unearned runs and struck out seven in the game... went just 4 2/3 innings and allowed four runs at West Virginia (April 14)... missed just over a month with an injury following the WVU start... returned to the diamond with three perfect innings of work at Cal (May 18)... tossed five shutout innings and struck out eight against Oklahoma in the Big 12 Tournament (May 25)... allowed just a run on six hits and struck out six in eight innings against Virginia in the NCAA Fort Worth Regional on June 4... struck out 10 and allowed two runs on five hits in 6 1/3 innings against Missouri State in the NCAA Fort Worth Super Regional (June 10)... suffered is only two losses of the season in the College World Series, both to Florida (June 18; June 24).

2016 (Redshirt Freshman)

Made seven starts as part of 26 appearances out of the bullpen... team posted an 18-8 record in games he pitched and a 5-2 record in games he started... allowed just two of his 10 inherited runners to score... held opponents scoreless in 11 of 19 relief appearances... his 2.61 ERA ranked third in the Big 12... tallied 80 strikeouts on the season, ranking seventh in the league... made his collegiate debut on Feb. 19 against Loyola Marymount... took the loss after allowing an unearned run in



3 1/3 innings of work... bounced back with four scoreless appearances spanning six innings... pitched two scoreless innings vs. Houston (Feb. 28), vs. Gonzaga (March 4, 6) and against UT Arlington (March 8)... earned his first career win in the game against Houston... improved to 2-1 on the season after tossing three innings against USC on March 11... allowed four runs over his next two appearances at Rice (March 15) and against West Virginia (March 18)... bounced back with four straight scoreless appearances spanning 10 innings... streak started with a scoreless inning against Abilene Christian (March 22)... struck out seven in 3 1/3 shutout innings at Texas (March 24)... tallied his third win of the season after retiring both batters he faced at UT Arlington (March 29)... improved to 4-1 with five shutout innings that included a career-high nine strikeouts at Wichita State (April 1)... took the loss after allowing two runs (one earned) on three hits in two innings at Kansas (April 8)... fell to 4-3 on the year after allowing five runs (three earned) on six hits in three innings at Oklahoma State (April 22)... picked up win No. 5 on April 26 at Dallas Baptist with 4 1/3 shutout innings... allowed an unearned run on three hits and struck out six in three innings against Texas Tech (April 30)... final relief appearance was at Penn State (May 7)... tossed 5 1/3 innings against the Nittany Lions... made his first career start on May 15 at Baylor... allowed two runs and struck out four in 5 2/3 innings... earned his first win as a starter on May 21 against Kansas State after giving up a run on three hits in five innings... started game two of the NCAA Fort Worth Regional against Gonzaga (June 4)... struck out seven and allowed three runs in 5 2/3 innings... started the opening game of the NCAA College Station Super Regional at Texas A&M... improved to 7-3 after holding the Aggies to two runs on six hits over 7 2/3 innings... started the Frogs' opening game of the College World Series against Texas Tech... struck out eight and allowed two runs (one earned) on six hits in 4 2/3 innings... made his second CWS start on June 25 vs. Coastal Carolina... suffered the loss after allowing three runs on five hits in three innings of work.

2015 (True Freshman)

Coaches elected to redshirt him his first season on campus.

High School

Earned four varsity letters at Belton High School... named District 12-5A Newcomer of the Year as a freshman... collected second-team all-district honors as a sophomore... selected as the district MVP as an outfielder and earned all-state honors his junior season... tabbed the district MVP and earned all-state honors as a pitcher following his senior campaign.

Personal

Parents are Kristi and Michael... has two siblings, Jamie and Jason... plans on majoring in business.

Janczak's Career Stats

SEASON	ERA	W-L	GP-GS	CG	SH/CB	SAVES	IP	HITS	RUNS	ER	BB	SO	WP	HBP	BK	B/AVG.
2016	2.61	7-4	26-7	0	0/3	0	82.2	76	31	24	26	80	6	9	0	.248
2017	2.31	9-2	15-15	0	0/2	0	93.1	60	28	24	24	102	2	9	0	.181
TOTALS	2.45	16-6	41-22	0	0/5	0	176.0	136	59	48	50	182	8	18	0	.213

#41 JARED JANCZAK

JANCZAK'S 2017 GAME-BY-GAME STATISTICS

Date	Opponent	W-L-SV	ERA	IP	H	R	ER	BB	SO	HP	BF
2/17	Penn State*	1-0-0	3.00	6.0	2	3	2	1	6	1	21
2/26	Arizona State*	2-0-0	2.77	7.0	5	2	2	2	4	1	29
3/5	vs. Ole Miss*	3-0-0	2.66	7.1	5	2	2	2	10	0	28
3/12	@ UC Irvine*	4-0-0	2.73	6.0	2	2	2	4	4	4	28
3/18	Kansas*	5-0-0	2.36	8.0	2	1	1	0	14	0	27
3/24	Oklahoma State*	5-0-0	2.52	5.0	4	3	2	2	5	1	22
3/31	@ Kansas State*	5-0-0	2.05	9.0	2	0	0	1	7	0	30
4/7	Murray State*	6-0-0	1.79	7.0	5	2	0	2	7	0	28
4/14	@ West Virginia*	6-0-0	2.25	4.2	6	4	4	2	6	1	22
5/18	@ Cal*	7-0-0	2.14	3.0	0	0	0	0	4	0	9
5/25	@ Oklahoma*	8-0-0	1.99	5.0	3	0	0	1	8	0	19
6/4	Virginia*	9-0-0	1.89	8.0	6	1	1	1	6	0	30
6/10	Missouri State*	9-0-0	1.97	6.1	5	2	2	1	10	0	27
6/18	vs. Florida*	9-1-0	2.19	4.0	6	3	3	5	4	0	22
6/24	vs. Florida*	9-2-0	2.31	7.0	7	3	3	0	7	1	28

JANCZAK'S 2016 GAME-BY-GAME STATISTICS

Date	Opponent	W-L-SV	ERA	IP	H	R	ER	BB	SO	HP	BF
2/19	Loyola Marymount	0-1-0	0.00	3.1	1	1	0	1	3	0	12
2/28	vs. Houston	1-1-0	0.00	2.0	0	0	0	2	2	0	8
3/4	Gonzaga	1-1-0	0.00	1.0	0	0	0	0	1	0	3
3/6	Gonzaga	1-1-0	0.00	1.0	0	0	0	0	0	0	3
3/8	UT Arlington	1-1-0	0.00	2.0	1	0	0	0	2	0	7
3/11	USC	2-1-0	1.46	3.0	2	2	2	2	2	1	12
3/15	@ Rice	2-1-0	1.98	1.1	3	1	1	0	1	0	6
3/18	West Virginia	2-1-0	3.68	1.0	4	3	3	1	1	0	8
3/22	Abilene Christian	2-1-0	3.45	1.0	0	0	0	1	0	0	3
3/24	@ Texas	2-1-0	2.84	3.1	2	0	0	0	7	0	12
3/29	@ UT Arlington	3-1-0	2.75	0.2	0	0	0	0	0	0	2
4/1	@ Wichita State	4-1-0	2.19	5.0	2	0	0	2	9	1	19
4/8	@ Kansas	4-2-0	2.36	2.0	3	2	1	1	3	0	11
4/12	Dallas Baptist	4-2-0	2.22	1.2	1	0	0	1	1	0	7
4/16	Oklahoma	4-2-0	2.17	0.2	1	0	0	1	1	0	5
4/22	@ Oklahoma State	4-3-0	2.81	3.0	6	5	3	1	2	1	16
4/26	@ Dallas Baptist	5-3-0	2.48	4.1	3	0	0	2	2	2	17
4/30	Texas Tech	5-3-0	2.29	3.0	3	1	0	0	6	1	14
5/7	@ Penn State	5-3-0	2.22	5.1	9	2	1	0	3	0	24
5/15	@ Baylor*	5-3-0	2.32	5.2	2	2	2	4	4	1	22
5/21	Kansas State*	6-3-0	2.28	5.0	3	1	1	0	4	0	18
5/28	vs. Texas*	6-3-0	2.19	6.1	8	1	1	0	4	0	26
6/4	Gonzaga*	6-3-0	2.41	5.2	5	3	3	1	7	0	22
6/10	@ Texas A&M*	7-3-0	2.40	7.2	6	2	2	3	4	0	32
6/19	vs. Texas Tech*	7-3-0	2.37	4.2	6	2	1	1	8	2	22
6/25	vs. Coastal Carolina*	7-4-0	2.61	3.0	5	3	3	2	3	0	15

Janczak's Career Highs

IP 9.0 @ Kansas State 3/31/17
Hits 8 vs. Texas 5/28/16
Runs 5 @ Oklahoma State 4/22/16
ER 4 @ West Virginia 4/14/17
BB 5 vs. Florida 6/18/17
K 14 vs. Kansas 3/18/17





CHARLES KING
21 PITCHER
 6-5 • 205 • R/R • SO

COPPELL, TEXAS
COPPELL HS

Career Honors

- 2017 Big 12 Academic All-Rookie Team

2017 (Freshman)

Ranked fourth on the team with 20 appearances on the year... made one start... posted a 1-3 record... fanned 37 in 46 1/3 innings of work... team posted a 12-8 record in games he pitched... held opponents scoreless in six of 19 relief outings... allowed just six of his 17 inherited runners to score... tossed two scoreless innings in his collegiate debut on Feb. 18 against Penn State... followed with three more scoreless frames on Feb. 21 at UT Arlington... fanned a season-high five batters but was touched four three runs in 2 2/3 innings against Arizona State (Feb. 25)... earned his lone save of the season with four innings of work against LSU (March 3)... gave up an unearned run in three innings of work against UTRGV (March 28)... tossed two scoreless innings against Murray State (April 7)... had a solid outing at West Virginia (April 14), throwing 3 1/3 innings allowing one hit and striking out three... suffered the loss in his first career start on April 25 against Stephen F. Austin... gave up three runs in 2 2/3 innings of work... took another loss after surrendering five runs at Texas Tech on April 29... fell to 0-3 on the season after getting touched for five runs (three earned) in an inning of work at Cal (May 20)... rebounded nicely with three shutout innings against Oklahoma in the Big 12 Tournament (May 25)... picked up his first career win in the College World series with 3 1/3 shutout innings against Florida (June 23)... fanned five in the game and allowed just one hit.

High School

Earned four varsity letters at Coppell High School... named a first-team Louisville Slugger All-American as a senior... first team Perfect Game All-American as a senior... ranked as the 126th top prospect in the nation by Baseball America and ninth in the state of Texas... ranked as the 88th top draft prospect by D1Baseball.com... two-time Perfect Game Underclass All-American... earned all-state accolades as a senior... participated in the Area Coade games... tossed a no-hitter as a senior.

Personal

Parents are John and Kristal... has a sister, Sarah, who plays soccer at Baylor.



KING'S 2017 GAME-BY-GAME STATISTICS

Date	Opponent	W-L-SV	ERA	IP	H	R	ER	BB	SO	HP	BF
2/18	Penn State	0-0-0	0.00	2.0	2	0	0	0	2	0	8
2/21	@ UT Arlington	0-0-0	0.00	3.0	0	0	0	1	3	0	11
2/25	Arizona State	0-0-0	3.52	2.2	6	3	3	1	5	0	15
3/3	vs. LSU	0-0-1	2.31	4.0	2	2	0	2	2	0	17
3/7	Dalals Baptist	0-0-1	2.84	1.0	2	1	1	0	0	0	4
3/11	@ UC Irvine	0-0-1	3.77	1.2	4	2	2	1	0	0	9
3/19	Kansas	0-0-1	3.45	1.1	2	0	0	0	2	0	6
3/25	Oklahoma State	0-0-1	4.02	0.0	1	1	1	1	0	0	2
3/28	UTRGV	0-0-1	3.38	3.0	2	1	0	0	1	0	11
4/7	Murray State	0-0-1	3.05	2.0	0	0	0	0	0	0	6
4/14	@ West Virginia	0-0-1	2.62	3.1	1	0	0	0	3	1	12
4/22	Baylor	0-0-1	3.24	1.0	3	2	2	1	0	1	7
4/25	Stephen F. Austin*	0-1-1	3.90	2.2	3	3	3	2	2	0	12
4/29	@ Texas Tech	0-2-1	4.99	3.0	7	5	5	2	3	0	18
5/5	Texas	0-2-1	5.73	2.1	6	4	4	1	2	0	14
5/14	@ Oklahoma	0-2-1	5.50	3.0	2	1	1	1	2	0	11
5/20	@ Cal	0-3-1	6.08	1.0	5	5	3	0	0	0	9
5/25	vs. Oklahoma	0-3-1	5.62	3.0	1	0	0	1	2	1	11
5/27	vs. Texas	0-3-1	5.86	3.0	6	3	3	1	3	0	15
6/23	vs. Florida	1-3-1	5.44	3.1	1	0	0	2	5	0	13

King's Career Highs

IP	4.0 vs. LSU 3/3/17
Hits	7 @ Texas Tech 4/29/17
Runs	5, 2x last @ Cal 5/20/17
ER	5 @ Texas Tech 4/29/17
BB	2, 4x last vs. Florida 6/23/17
K	5, 2x last vs. Florida 6/23/17

King's Career Stats

SEASON	ERA	W-L	GP-GS	CG	SH/CB	SAVES	IP	HITS	RUNS	ER	BB	SO	WP	HBP	BK	B/AVG.
2017	5.44	1-3	20-1	0	0/0	1	46.1	56	33	28	17	37	6	3	2	.301
TOTALS	5.44	1-3	20-1	0	0/0	1	46.1	56	33	28	17	37	6	3	2	.301





MICHAEL LANDESTOY
13 INFIELD
 6-3 • 210 • R/R • RS-SR
SANTO DOMINGO, D.R.
SAINT GEORGE SCHOOL

2017 (RS Junior)

Started 12 games as part of 48 appearances on the season... all 12 starts came at first base... made 26 appearances as a defensive replacement, seven as a pinch hitter and three as a pinch runner... had three doubles and a home run as part of 14 hits on the season... tallied six RBIs and score 11 runs... registered a hit in 13 contests and reached base safely in 19... first hit of the season was a solo home run off the bench against Arizona State (Feb. 24)... double in a relief appearance against Oklahoma State (March 26)... made two starts at Kansas State (March 30, April 1)... hit safely in all three games against Baylor (April 21-23)... singled and drove in a run against the Bears in the series opener... went 1-for-2 with a run scored in Game 2... started and went 2-for-4 in the series finale against the Bears... pushed his hitting streak to four games with a double at Texas Tech (April 28)... went 1-for-1 with a run scored in the series finale at Texas Tech (April 30)... had a two-run single in a start at Oklahoma (May 14)... started all three games at first base in the Cal series (May 18-20)... doubled in two runs in TCU's come-from-behind win over the Bears (May 19)... recorded a hit and scored a run as a defensive replacement against Virginia in the NCAA Fort Worth Regional (June 4)... appeared in both games of the NCAA Fort Worth Super Regional against Missouri State (June 10-11) and three games in the College World Series (June 20, 22-23).

2016 (Sophomore)

Made 15 starts as part of 44 appearances on the season... all 15 starts came at first base... also appeared in 19 games as a defensive replacement, nine as a pinch hitter and one as a pinch runner... recorded a hit in 14 of 31 games with a plate appearance and reached base safely in 18... tallied five multi-hit games and three multiple-RBI contests... six of his 14 RBIs on the season came with two outs... first five appearances of the season came off the bench... notched his first career hit, a two-run single, against Arkansas-Pine Bluff on Feb. 24... came off the bench against USC and went 2-for-3 with three RBIs on March 11... made his first start of the season on March 12 against the Trojans... was 2-for-4 with two RBIs in the game... started all three games against West Virginia (March 18-20)... was 3-for-10 in the series with two RBIs and two runs scored... made 15 straight appearances off the bench before returning to the starting lineup at Baylor on May 14... earned two starts in the Big 12 Championships... was 3-for-4 in the bracket championship



game against Texas on May 28... hit his first career home run as part of a two-hit game in the Big 12 Championship tilt vs. West Virginia on May 29... started two of the three NCAA Fort Worth Regional contests... had an RBI single in the opener against Oral Roberts (June 3)... came of the bench and tallied a hit in the Regional championship game against Arizona State (June 5)... appeared in all three games of the NCAA College Station Super Regional at Texas A&M (June 10-12)... started three of the four games at the College World Series... had two hits, including an RBI triple against Coastal Carolina on June 21.

2015 (Redshirt Freshman)

Appeared in 16 games and made four starts... was a pinch hitter in eight games, a defensive replacement twice and a pinch runner twice... three of his four starts came at first base and the other at second... made his collegiate debut on Feb. 14 as a pinch hitter against Southern Illinois... first career start came against Oklahoma on March 24... drew a bases-loaded walk in his second career start against Wichita State on March 27... tallied a stolen base as a pinch runner against Incarnate Word on April 21.

2014 (True Freshman)

Coaches elected to redshirt him in his first season on campus.

High School

Played baseball with various competitive leagues while attending Saint George School in Santo Domingo... was a two-time MVP... participated in a pair of Perfect Game events, including the National Academic Showcase and the 2013 World Uncommitted Showcase... he was one of the top prospects at the World Uncommitted Showcase.

Personal

Parents are Rafael and Ana... has four siblings, Alex, Zahira, Rafael Eduardo and Christopher... father, Rafael, played baseball in the Major Leagues for eight years (1977-84) with the Reds, Astros and Dodgers... brother, Rafael Eduardo, played baseball at Duke.

#13 MICHAEL LANDESTOY

LANDESTOY'S 2017 GAME-BY-GAME STATISTICS

Date	Opponent	Avg.	AB	R	H	2B	3B	HR	RBI	BB	K
2/17	Penn State	.000	0	0	0	0	0	0	0	0	0
2/18	Penn State	.000	2	0	0	0	0	0	0	0	1
2/24	Arizona State	.250	2	1	1	0	0	1	1	0	1
2/25	Arizona State	.250	0	0	0	0	0	0	0	0	0
2/28	Rice	.250	0	0	0	0	0	0	0	1	0
3/3	vs. LSU	.200	1	0	0	0	0	0	0	0	0
3/4	vs. Texas A&M	.286	2	0	1	0	0	0	0	0	1
3/12	@ UC Irvine	.222	2	0	0	0	0	0	0	0	1
3/18	Kansas	.200	1	0	0	0	0	0	0	0	1
3/24	Oklahoma State	.200	0	1	0	0	0	0	0	1	0
3/26	Oklahoma State	.250	2	0	1	1	0	0	0	0	0
3/28	UTRGV*	.200	3	1	0	0	0	0	0	0	0
3/29	UTRGV	.200	0	0	0	0	0	0	0	0	0
3/31	@ Kansas State*	.200	5	0	1	0	0	0	0	0	1
4/1	@ Kansas State*	.174	3	0	0	0	0	0	0	0	0
4/2	@ Kansas State	.167	1	0	0	0	0	0	0	0	0
4/8	Murray State	.160	1	0	0	0	0	0	0	0	0
4/9	Murray State	.160	0	0	0	0	0	0	0	0	0
4/11	@ Dallas Baptist	.160	0	0	0	0	0	0	0	0	0
4/15	@ West Virginia	.160	0	0	0	0	0	0	0	0	0
4/16	@ West Virginia	.160	0	0	0	0	0	0	0	0	0
4/21	Baylor	.192	1	0	1	0	0	0	1	0	0
4/22	Baylor	.214	2	1	1	0	0	0	0	0	0
4/23	Baylor*	.250	4	1	2	0	0	0	0	0	0

LANDESTOY'S 2017 GAME-BY-GAME STATISTICS

Date	Opponent	Avg.	AB	R	H	2B	3B	HR	RBI	BB	K
4/28	@ Texas Tech*	.243	5	1	1	1	0	0	0	0	0
4/29	@ Texas Tech*	.225	3	0	0	0	0	0	0	1	1
4/30	@ Texas Tech	.244	1	1	1	0	0	0	0	0	0
5/6	Texas	.244	0	0	0	0	0	0	0	0	0
5/7	Texas	.244	0	0	0	0	0	0	0	0	0
5/12	@ Oklahoma	.238	1	0	0	0	0	0	0	0	0
5/13	@ Oklahoma*	.213	5	0	0	0	0	0	0	0	2
5/14	@ Oklahoma*	.216	4	0	1	0	0	0	2	0	3
5/16	UT Arlington*	.204	3	1	0	0	0	0	0	0	2
5/18	@ Cal*	.207	4	0	1	0	0	0	0	0	0
5/19	@ Cal*	.210	4	1	1	1	0	0	2	0	0
5/20	@ Cal*	.200	3	0	0	0	0	0	0	0	1
5/24	vs. Kansas	.200	0	0	0	0	0	0	0	0	0
5/25	vs. Oklahoma	.200	0	1	0	0	0	0	0	1	0
5/26	vs. Kansas	.200	0	0	0	0	0	0	0	0	0
5/27	vs. Texas	.200	0	0	0	0	0	0	0	0	0
6/3	Central Conn. St.	.194	2	0	0	0	0	0	0	0	0
6/4	Virginia	.206	1	1	1	0	0	0	0	0	0
6/5	Dallas Baptist	.203	1	0	0	0	0	0	0	0	1
6/10	Missouri State	.203	0	0	0	0	0	0	0	0	0
6/11	Missouri State	.200	1	0	0	0	0	0	0	0	0
6/20	vs. Texas A&M	.200	0	0	0	0	0	0	0	0	0
6/22	vs. Louisville	.200	0	0	0	0	0	0	0	0	0
6/23	vs. Florida	.197	1	0	0	0	0	0	0	0	0

Landestoy's Career Stats

SEASON	Avg.	GP-GS	AB	RUNS	HITS	2B	3B	HR	RBI	SLG%	BB	HBP	SO	OB%	SB-A	SF	SH	FLD
2015	.000	16-4	20	0	0	0	0	0	1	.000	1	0	6	.048	1-1	0	0	.973
2016	.290	44-15	69	13	20	0	1	1	14	.362	5	2	12	.346	1-2	2	1	1.000
2017	.197	48-12	71	11	14	3	0	1	6	.282	4	3	16	.269	3-3	0	0	.991
TOTALS	.213	108-31	160	24	34	3	1	2	21	.281	10	5	34	.277	5-6	2	1	.993

#13 MICHAEL LANDESTOY

LANDESTOY'S 2016 GAME-BY-GAME STATISTICS


Date	Opponent	Avg.	AB	R	H	2B	3B	HR	RBI	BB	K
2/21	Loyola Marymount	.000	0	0	0	0	0	0	0	0	0
2/24	Arkansas-Pine Bluff	.500	2	1	1	2	0	0	0	0	0
2/28	vs. Houston	.333	1	0	0	0	0	0	0	0	0
3/1	UT Rio Grande Valley	.333	0	1	0	0	0	0	0	0	0
3/6	Gonzaga	.200	2	0	0	0	0	0	0	0	1
3/11	USC	.375	3	0	2	3	0	0	0	0	1
3/12	USC*	.417	4	1	2	2	0	0	0	1	2
3/13	USC	.462	1	0	1	0	0	0	0	0	0
3/15	@ Rice*	.400	2	0	0	0	0	0	0	2	0
3/18	West Virginia*	.421	4	2	2	0	0	0	0	0	0
3/19	West Virginia*	.409	3	1	1	1	0	0	0	0	1
3/20	West Virginia*	.360	3	1	0	1	0	0	0	1	1
3/22	Abilene Christian	.360	0	0	0	0	0	0	0	0	0
3/26	@ Texas	.360	0	0	0	0	0	0	0	0	0
3/29	@ UT Arlington	.370	2	1	1	0	0	0	0	0	1
4/1	@ Wichita State	.370	0	0	0	0	0	0	0	0	0
4/2	@ Wichita State	.357	1	0	0	0	0	0	0	0	0
4/3	@ Wichita State	.345	1	0	0	0	0	0	0	0	1
4/9	@ Kansas	.345	0	0	0	0	0	0	0	0	0
4/10	@ Kansas	.345	0	0	0	0	0	0	0	0	0
4/16	Oklahoma	.345	0	0	0	1	0	0	0	0	0
4/22	@ Oklahoma State	.333	1	0	0	0	0	0	0	0	0
4/23	@ Oklahoma State	.333	0	0	0	0	0	0	0	0	0
4/30	Texas Tech	.333	0	0	0	0	0	0	0	0	0
5/1	Texas Tech	.323	1	0	0	0	0	0	0	0	0
5/7	@ Penn State	.323	0	0	0	0	0	0	0	0	0
5/8	@ Penn State	.323	0	0	0	0	0	0	0	0	0
5/14	@ Baylor*	.303	2	0	0	0	0	0	0	0	0
5/17	Stephen F. Austin*	.286	2	0	0	0	0	0	0	0	0
5/19	Kansas State*	.270	2	0	0	0	0	0	0	0	0
5/20	Kansas State	.270	0	0	0	0	0	0	0	0	0
5/25	vs. Baylor	.256	2	0	0	0	0	0	0	0	0
5/28	vs. Texas*	.302	4	1	3	0	0	0	0	0	0
5/29	vs. West Virginia*	.312	5	2	2	1	0	0	1	0	1
6/3	Oral Roberts*	.314	3	1	1	1	0	0	0	0	2
6/4	Gonzaga*	.302	2	0	0	0	0	0	0	1	0
6/5	Arizona State	.315	1	0	1	0	0	0	0	0	0
6/10	@ Texas A&M	.321	2	0	1	0	0	0	0	0	0
6/11	@ Texas A&M	.316	1	0	0	0	0	0	0	0	1
6/12	@ Texas A&M	.310	1	0	0	0	0	0	0	0	0
6/19	vs. Texas Tech*	.311	3	0	1	0	0	0	0	0	0
6/21	vs. Coastal Carolina*	.308	4	1	1	1	0	1	0	0	0
6/24	vs. Coastal Carolina	.308	0	0	0	0	0	0	0	0	0
6/25	vs. Coastal Carolina*	.290	4	0	0	1	0	0	0	0	0

LANDESTOY'S 2015 GAME-BY-GAME STATISTICS

Date	Opponent	Avg.	AB	R	H	2B	3B	HR	RBI	BB	K
2/14	Southern Illinois	.000	1	0	0	0	0	0	0	0	0
2/15	Southern Illinois	.000	1	0	0	0	0	0	0	0	1
3/3	Rice	.000	1	0	0	0	0	0	0	0	0
3/15	Baylor	.000	1	0	0	0	0	0	0	0	1
3/18	UT Pan American	.000	2	0	0	0	0	0	0	0	0
3/22	Oklahoma State	.000	1	0	0	0	0	0	0	0	0
3/24	Oklahoma*	.000	4	0	0	0	0	0	0	0	0
3/27	Wichita State*	.000	1	0	0	0	0	0	1	1	1
3/28	Wichita State*	.000	2	0	0	0	0	0	0	0	0
3/29	Wichita State	.000	1	0	0	0	0	0	0	0	1
4/10	@ Kansas State*	.000	1	0	0	0	0	0	0	0	1
4/14	@ UT Arlington	.000	2	0	0	0	0	0	0	0	0
4/21	Incarnate Word	.000	1	0	0	0	0	0	0	0	0
5/3	@ West Virginia	.000	0	0	0	0	0	0	0	0	0
5/12	Abilene Christian	.000	0	0	0	0	0	0	0	0	0
5/21	vs. Texas Tech	.000	1	0	0	0	0	0	0	0	1

Landestoy's Career Highs

AB 5, 2x last @ Texas Tech 4/28/17
Hits 3 vs. Texas 5/28/16
Runs 2, 2x last vs. West Virginia 5/29/16
RBI's 3 vs. USC 3/11/16
HR 1, 2x last vs. Arizona State 2/24/17
SB 1, 5x last @ Cal 5/17/17





NICK LODOLO
12 PITCHER
 6-6 • 185 • L/L • SO

LAVERNE, CALIF.
DAMIEN HS

Career Honors

- 2017 Baseball America second-team Freshman All-American
- 2017 Collegiate Baseball Freshman All-American
- 2017 Second-team All-Big 12 Conference
- 2017 Big 12 Academic All-Rookie Team
- 2017 Big 12 All-Freshman team
- Big 12 Newcomer of the Week (April 2, 2016)

2017 (Freshman)

Started 15 games as part of 17 appearances on the season... posted a 5-1 record with a 4.35 ERA in 78 2/3 innings pitched... tallied 72 strikeouts while issuing just 28 walks... TCU was 14-3 in games he pitched, including a 13-2 mark as a starter... held opponents scoreless in his two relief outings... allowed two runs on three hits and struck out seven in five innings of work in his collegiate debut on Feb. 18 against Penn State... improved to 2-0 after allowing just one earned run and picking up six Ks over five innings against Arizona State (Feb. 25)... suffered lone defeat of the season at UC Irvine on March 11 after allowing four runs on three hits over five frames... rebounded with a strong outing against Kansas (March 17)... allowed just one run and struck out five over 5 2/3 innings of work... fanned six in a no-decision against Oklahoma State (March 25)... tossed seven scoreless innings and struck out four at Kansas State (April 1)... improved to 3-1 despite allowing six runs on nine hits over five innings against Murray State (April 8)... picked up win No. 4 with six strong innings against Baylor (April 21)... was brilliant in eight innings of work at Texas Tech (April 28)... allowed a run on four hits and struck out four...



fanned a career-high eight batters over a four-inning start against Texas (May 5)... allowed four runs (two earned) in 6 1/3 innings of work at Oklahoma (May 12) in a no-decision... made first career relief appearance, tossing three scoreless innings at Cal (May 18)... went seven innings, allowing a trio of runs in the Big 12 Tournament opener against Kansas (May 24)... tossed a scoreless inning of relief against Florida in the College World Series opener (June 18)... allowed three runs on five hits in four innings of work against Louisville (June 22) in the College World Series.

High School

Earned three letters at Damien High School... selected by the Pittsburgh Pirates with the 41st overall pick in the 2016 MLB Draft... was the highest unsigned draft pick in 2016... earned first-team Rawlings-Perfect Game All-American honors as a senior... also earned first-team All-California Region honors... ranked by Baseball America as the 13th best prospect in California and 78th nationally... ranked by D1Baseball.com as the 77th top prospect in the 2016 draft... selected to the 2015 Milwaukee Brewers Area Code team... ranked by Perfect Game as the No. 1 left-hander in California... earned All-Inland Valley Baseball Player of the Year as a senior... named first-team Max Preps All-State honors... also tabbed all-area... named the MVP of the San Gabriel Valley All-Star game... two-time Baseline league first-team selection.

Personal

Parents are Tom and Dana... has a brother, Chris, who swam at Concordia University-Irvine... cousin, Vinni, played tennis at Air Force.

Lodolo's Career Stats

SEASON	ERA	W-L	GP-GS	CG	SH/CB	SAVES	IP	HITS	RUNS	ER	BB	SO	WP	HBP	BK	B/AVG.
2017	4.35	5-1	17-15	0	0/2	0	78.2	76	41	38	28	72	9	10	9	.257
TOTALS	4.35	5-1	17-15	0	0/2	0	78.2	76	41	38	28	72	9	10	9	.257

#12 NICK LODOLO

LODOLO’S 2017 GAME-BY-GAME STATISTICS

Date	Opponent	W-L-SV	ERA	IP	H	R	ER	BB	SO	HP	BF
2/19	Penn State*	1-0-0	3.60	5.0	3	2	2	2	7	1	21
2/25	Arizona State*	2-0-0	2.70	5.0	5	1	1	4	6	1	25
3/4	vs. Texas A&M*	2-0-0	5.91	0.2	4	5	4	1	2	1	9
3/11	@ UC Irvine*	2-1-0	6.32	5.0	3	4	4	1	6	2	21
3/17	Kansas*	2-1-0	5.06	5.2	4	1	1	1	5	1	22
3/25	Oklahoma State*	2-1-0	5.13	5.0	3	3	3	3	6	1	22
4/1	@Kansas State*	2-1-0	4.05	7.0	2	0	0	0	4	0	24
4/8	Murray State*	3-1-0	4.93	5.0	9	6	6	2	6	0	25
4/15	@ West Virginia*	3-1-0	5.49	1.0	3	3	3	3	1	0	9
4/21	Baylor*	4-1-0	4.96	6.0	7	1	1	2	5	0	26
4/28	@ Texas Tech*	5-1-0	4.39	8.0	4	1	1	3	4	0	28
5/5	Texas*	5-1-0	4.71	4.0	7	4	4	1	8	1	20
5/12	@ Oklahoma*	5-1-0	4.52	6.1	7	4	2	1	3	1	28
5/18	@ Cal	5-1-0	4.32	3.0	3	0	0	0	3	0	11
5/24	vs. Kansas*	5-1-0	4.28	7.0	6	3	3	3	3	1	28
6/18	vs. Florida	5-1-0	4.22	1.0	1	0	0	0	2	0	4
6/22	vs. Louisville*	5-1-0	4.35	4.0	5	3	3	1	1	0	17

Lodolo’s Career Highs

IP	8.0 @ Texas Tech 4/28/17
Hits	9 vs. Murray State 4/8/17
Runs	6 vs. Murray State 4/8/17
ER	6 vs. Murray State 4/8/17
BB	4 vs. Arizona State 2/25/17
K	8 vs. Texas 5/5/17





TREY MORRIS
34 PITCHER
 6-5 • 207 • R/R • SO

KATY, TEXAS
TAYLOR HS

2016 (Freshman)

Ranked sixth on the team with 17 appearances out of the bullpen... posted a 2-0 record with 24 strikeouts in 28 2/3 innings pitched... team posted a 14-3 record in games he pitched... held opponents scoreless in eight of 17 appearances... allowed just five of 12 inherited runners to score... made his collegiate debut on Feb. 28 against Rice... struck out a career-high six in 2 1/3 innings against Texas A&M (March 4)... put together a string of six straight outings in which he didn't allow an earned starting March 7 against Dallas Baptist through April 1 at Kansas State... string spanned 7 2/3 innings... picked up his first career win on March 25 against Oklahoma State... allowed just an unearned run on two hits in two innings of work... rebounded from a tough stretch that saw him allow 14 runs over 8 1/3 innings with four shutout frames against UT Arlington on May 16... picked up his second win of the season in the contest... tossed two innings against Texas in the Big 12 Tournament on May 27... tossed a scoreless frame against Florida in the College World Series on June 23.

High School

Earned three letters at Taylor High School... drafted in the 40th round by the Philadelphia Phillies in the 2016 MLB Draft... earned honorable mention Perfect Game Rawlings All-American honors as a senior... named first-team All-Region accolades... two-time Perfect Game Underclass All-American... ranked as the 30th top prospect in the draft by Baseball America... earned all-district accolades.

Personal

Parents are James and Holley... has a brother, Tyler.



MORRIS' 2017 GAME-BY-GAME STATISTICS

Date	Opponent	W-L-SV	ERA	IP	H	R	ER	BB	SO	HP	BF
2/28	Rice	0-0-0	9.00	1.0	3	4	1	0	1	1	8
3/4	vs. Texas A&M	0-0-0	8.10	2.1	2	2	2	1	6	0	10
3/7	Dallas Baptist	0-0-0	6.23	1.0	1	0	0	2	0	0	6
3/11	@ UC Irvine	0-0-0	4.76	1.1	1	0	0	0	1	0	4
3/18	Kansas	0-0-0	4.05	1.0	1	0	0	0	1	0	4
3/21	@ Abilene Christian	0-0-0	3.38	1.1	0	0	0	1	1	1	6
3/25	Oklahoma State	1-0-0	2.70	2.0	2	1	0	1	1	0	9
4/1	@ Kansas State	1-0-0	2.45	1.0	1	0	0	1	0	0	5
4/4	@ UT Arlington	1-0-0	2.92	1.1	2	1	1	0	1	1	6
4/9	Murray State	1-0-0	2.70	1.0	0	0	0	0	0	1	3
4/11	@ Dallas Baptist	1-0-0	3.00	1.2	2	2	1	0	2	0	8
4/15	@ West Virginia	1-0-0	4.00	3.0	6	3	3	0	1	0	15
4/22	Baylor	1-0-0	6.43	3.0	7	7	7	0	2	1	17
4/30	@ Texas Tech	1-0-0	7.06	0.2	3	2	2	1	2	0	6
5/16	UT Arlington	2-0-0	5.96	4.0	1	0	0	0	2	1	14
5/27	vs. Texas	2-0-0	5.86	2.0	3	1	1	0	2	0	8
6/23	vs. Florida	2-0-0	5.65	1.0	2	0	0	0	1	0	5

Morris' Career Highs

IP 4.0 vs. UT Arlington 5/16/17
 Hits 7 vs. Baylor 4/22/17
 Runs 7 vs. Baylor 4/22/17
 ER 7 vs. Baylor 4/22/17
 BB 2 vs. Dallas Baptist 3/7/17
 K 6 vs. Texas A&M 3/4/17

Morris' Career Stats

SEASON	ERA	W-L	GP-GS	CG	SH/CB	SAVES	IP	HITS	RUNS	ER	BB	SO	WP	HBP	BK	B/AVG.
2017	5.65	2-0	17-0	0	0/2	0	28.2	37	23	18	7	24	4	6	1	.308
TOTALS	5.65	2-0	17-0	0	0/2	0	28.2	37	23	18	7	24	4	6	1	.308





CONNOR WANHANEN
16 FIRST BASE/OUTFIELD
 6-2 • 195 • L/R • SR
FLOWER MOUND, TEXAS
FLOWER MOUND HS

Career Honors:

- 2017 CoSIDA Academic All-District
- 2017 First-team Academic All-Big 12
- 2016 1st-team Academic All-Big 12
- 2015 All-College World Series Team
- 2015 Big 12 Freshman of the Year
- 2015 1st-team All-Big 12 Conference
- 2015 Big 12 All-Freshmen Team
- 2015 Baseball America, Perfect Game and Louisville Slugger Freshman All-American
- Big 12 Newcomer of the Week (April 20, 2015)

2017 (Junior)

Appeared in 50 games making 45 starts... made five appearances as a pinch hitter... started 29 games at first base, 13 as the designated hitter and three in right field... registered a hit in 31 games and reached base safely in 42... tallied six multi-hit games and five multi-RBI contests... hit .281 on the season with six doubles and one triple... was one of five Horned Frogs with double-digit stolen bases (11)... notched 16 RBIs, eight of which came with two outs...went 1-for-3 with a pair of RBIs in the season opener against Penn State (Feb. 17)... went 1-for-2 with a run scored in a start against LSU (March 3)... tallied a hit and scored two runs in the series finale at UC Irvine (March 12)... doubled and scored a run against Kansas (March 19)... collected two hits in the series against Oklahoma State (March 24-26)... reached base in 26 straight games starting with a 1-for-3 day at the plate at Kansas State (April 2)... hit .299 with an on-base percentage of .466 during the streak... walked three times, drove in a run and scored four runs in the series finale against Murray State (April 8)... hit .600 (6-for-10) in the series at West Virginia (April 14-16)... had two hits and drove in two runs in Game 2 against the Mountaineers (April 15)... went 3-for-3 with another two RBIs in the series finale (April 16)... drove in the game-winning run in the 11th inning with a sacrifice in the series opener against Texas (May 5)... started a 10 game hitting streak with a 1-for-3 day



at the plate against Texas (May 6)... drove in two runs in the game... went 2-for-5 with a run scored in the series finale against the Longhorns (May 7)... hit safely in all three games at Oklahoma (May 12-14) and at Cal (May 18-20)... recorded three hits in the Big 12 Tournament (May 24-27)... doubled as part of a two-hit game with two RBIs against Dallas Baptist in the NCAA Fort Worth Regional (Jun 5)... had five hits in the College World Series and drove in two runs... best game was a two-hit performance against Louisville (June 22).

2016 (Sophomore)

Started 53 games as part of 55 appearances on the season... appeared in two games as a pinch hitter... made 49 starts at first base and four in right field... tallied a hit in 34 games and reached base safely in 42... posted five multi-hit games and five multiple-RBI contests... had seven doubles and two triples as part of 43 hits on the season... 9-for-10 in stolen base attempts... tallied 39 runs scored... was second on the team with seven HBPs... opened the season with a six-game hitting streak... tallied three hits in the series against Loyola Marymount (Feb. 19-21)... went 3-for-4 with a run scored and a double in TCU's win over La.-Lafayette (Feb. 26)... was 2-for-4 with two runs scored against UT Rio Grande Valley (March 1)... went 4-for-11 (.364) with six runs scored and a triple in the series against Gonzaga (March 4-6)... missed six games with an injury from March 12-March 21... returned to the starting lineup on March 22 against Abilene Christian... collected two hits in the series at Texas (March 24-26)... doubled twice and drove in two runs as part of a three-hit game at UT Arlington (March 29)... hit safely in all three games at Wichita State (April 1-3)... scored three runs and drove in two in the series at Kansas (April 8-10)... picked up an RBI in both games of a doubleheader against Oklahoma (April 16)... collected three RBIs in the series at Oklahoma State (April 22-24)... had three RBI in the win over Texas Tech (April 30)... went 4-for-4 with a double and an RBI in the series opener at Baylor (May 13)... collected three RBIs in the series sweep of Kansas State (May 19-21)... had two RBIs in the win over Oklahoma State at the Big 12 Championships (May 26)... came off the bench and collected a pinch-hit single against Gonzaga in the NCAA Fort Worth Regional on June 4... started

Wanhanen's Career Stats

SEASON	Avg.	GP-GS	AB	RUNS	HITS	2B	3B	HR	RBI	SLG%	BB	HBP	SO	OB%	SB-A	SF	SH	FLD
2015	.329	57-56	216	42	71	4	3	1	40	.389	25	9	42	.420	11-15	0	1	1.000
2016	.231	55-53	186	39	43	7	2	0	23	.290	20	7	32	.327	9-10	1	1	.985
2017	.281	50-45	135	34	38	6	1	0	16	.341	31	5	42	.430	11-13	1	1	.983
TOTALS	.283	162-154	537	115	152	17	6	1	79	.343	76	21	116	.392	31-38	2	3	.983



#16 CONNOR WANHANEN

all three games of the NCAA College Station Super Regional at Texas A&M (June 10-12)... appeared in two games in the College World Series.

2015 (Freshman)

Made 56 starts as part of 57 appearances... 50 of his starts came as the designated hitter, while the other six came in left field... recorded a base hit in 39 games and reached base safely in 50... ranked second on the team with 22 multi-hit games and tied for the team lead with 13 multiple-RBI contests... was 1-for-1 as a pinch hitter with two RBI... his .329 season batting average was second on the team and ninth in the Big 12... collected 71 hits on the season, a mark that also ranked ninth in the Big 12... tied for third on the team with 40 RBIs, a mark that ranked sixth in the Big 12... his .450 on-base percentage was fourth in the Big 12... was successful on 11 of 15 stolen base attempts... first collegiate appearance was a pinch hitter on opening day against Southern Illinois (Feb. 13)... had a pinch-hit two-run single for his first collegiate single... went 4-for-11 against the Salukis with five RBIs the first weekend of the season... commenced a torrid 10-game hitting streak on March 13 against Baylor with a 1-for-4 day at the plate... hit .548 (23-for-42) during the streak with 11 RBIs and 10 runs scored... was 3-for-4 with two RBIs in the series finale against Baylor on March 15... went 2-for-5 with an RBI on March 17 against UT Pan American... had six hits in two games played vs. Oklahoma State March 20-21... hit his first career double on March 21 vs. the Cowboys... was 4-for-4 in game two of the series against Wichita State on March 28... was 2-for-3 with two RBIs and two runs scored in the series finale against the Shockers on March 29... drove in a career-high three runs with three hits, including a triple, in the series opener at Texas Tech (April 2)... after a three-game hitless streak, went 2-for-4 against Dallas Baptist on April 7 to kick-start a nine game hitting streak... was 16-for-34 (.471) during the streak with seven RBI... had five hits in the series at Kansas State (April 10-12)... doubled and drove in two runs as part of a two-hit game at UT Arlington on April 14... collected five hits and drove in three runs in the series against Santa Clara (April 18-19)... went through a 19-game slump that saw him hit just .203 (15-for-74) from April 25-June 1... was a big part of TCU's game two win over Texas on April 25 with four hits and two RBI... went 3-for-5 with two RBI in an elimination game against Stony Brook in the NCAA Fort Worth Regional... had four hits in the NCAA Super Regional against Texas A&M (June 6-8)... first career home run came in the decisive game three against the Aggies... it was a two-run shot that gave TCU a 4-1 lead late in the game... hit safely in all four games of the College World Series... was 3-for-4 with three RBI in the Frogs' CWS opening win over LSU on June 14... had a single hit in the final three games of the season... closed the season on a seven game hitting streak.

High School

Lettered three seasons at Flower Mound High School... earned first-team all-district honors as a sophomore after hitting .305... named District MVP and county MVP as a junior... tabbed a first-team all-area and all-state performer as a junior and senior... selected as the District Offensive Player of the Year as a senior... helped lead his high school to the Texas 5A state championship... named MVP of the state championship... hit .454 as a junior and .452 as a senior.

Personal

Parents are Kathleen and Ronald... has a younger sister, Kellie.

WANHANEN'S 2017 GAME-BY-GAME STATISTICS

Date	Opponent	Avg.	AB	R	H	2B	3B	HR	RBI	BB	K
2/17	Penn State*	.333	3	0	1	0	0	0	2	0	1
2/18	Penn State	.250	1	0	0	0	0	0	0	0	0
2/19	Penn State*	.286	3	0	1	0	0	0	0	1	1
2/24	Arizona State*	.222	2	0	0	0	0	0	0	0	2
2/28	Rice*	.154	4	1	0	0	0	0	0	1	2
3/3	vs. LSU*	.200	2	1	1	0	0	0	0	1	1
3/4	vs. Texas A&M	.200	0	0	0	0	0	0	0	0	0
3/10	@ UC Irvine*	.176	2	0	0	0	0	0	0	1	0
3/12	@ UC Irvine*	.182	5	2	1	0	0	0	0	0	0
3/19	Kansas*	.192	4	1	1	1	0	0	0	0	1
3/24	Oklahoma State*	.207	3	1	1	0	0	0	0	0	2
3/25	Oklahoma State*	.194	2	0	0	0	0	0	0	0	2
3/26	Oklahoma State*	.219	1	0	1	0	0	0	0	1	0
3/29	UTRGV	.219	0	1	0	0	0	0	0	1	0
4/1	@ Kansas State	.212	1	0	0	0	0	0	0	0	0
4/2	@ Kansas State*	.222	3	2	1	0	0	0	0	0	0
4/7	Murray State*	.231	3	2	1	0	0	0	0	1	2
4/8	Murray State*	.231	0	4	0	0	0	0	1	3	0
4/11	@ Dallas Baptist*	.225	1	1	0	0	0	0	0	2	1
4/14	@ West Virginia*	.233	3	0	1	0	0	0	0	1	0
4/15	@ West Virginia*	.255	4	0	2	1	0	0	2	0	1
4/16	@ West Virginia*	.300	3	0	3	1	0	0	2	1	0
4/21	Baylor*	.283	3	1	0	0	0	0	0	1	1
4/22	Baylor*	.268	3	0	0	0	0	0	1	1	1
4/30	@ Texas Tech*	.267	4	1	1	0	0	0	0	0	0
5/5	Texas*	.250	4	1	0	0	0	0	1	1	1
5/6	Texas*	.254	3	1	1	0	0	0	2	0	0
5/7	Texas*	.264	5	1	2	0	0	0	0	0	1
5/12	@ Oklahoma*	.263	4	2	1	1	0	0	0	1	3
5/13	@ Oklahoma*	.262	4	1	1	0	0	0	0	0	2
5/14	@ Oklahoma*	.262	4	1	1	0	0	0	0	1	2
5/16	UT Arlington*	.261	4	1	1	0	0	0	0	0	1
5/18	@ Cal*	.261	4	1	1	0	0	0	0	0	1
5/19	@ Cal*	.263	3	0	1	0	0	0	0	1	0
5/20	@ Cal	.271	1	0	1	0	0	0	0	0	0
5/24	vs. Kansas*	.270	4	0	1	0	0	0	0	0	2
5/25	vs. Oklahoma*	.265	2	0	0	0	0	0	0	1	0
5/26	vs. Kansas*	.267	3	1	1	0	1	0	0	0	0
5/27	vs. Texas*	.278	3	1	2	0	0	0	0	1	0
5/27	vs. Texas*	.273	2	1	0	0	0	0	0	2	1
6/3	Central Conn. State*	.273	0	1	0	0	0	0	0	2	0
6/4	Virginia*	.265	3	0	0	0	0	0	1	0	1
6/5	Dallas Baptist*	.278	2	1	2	1	0	0	2	2	0
6/10	Missouri State*	.271	3	0	0	0	0	0	0	0	3
6/11	Missouri State*	.273	3	0	1	0	0	0	0	0	0
6/18	vs. Florida*	.276	2	0	1	0	0	0	0	1	1
6/20	vs. Texas A&M*	.278	3	0	1	0	0	0	1	0	0
6/22	vs. Louisville*	.287	3	1	2	1	0	0	1	0	1
6/23	vs. Florida*	.280	3	1	0	0	0	0	0	1	2
6/24	vs. Florida*	.281	3	0	1	0	0	0	0	1	2

Wanhanen's Career Highs

AB6, 2x last vs. Texas A&M 6/8/15
 Hits4, 3x last @ Baylor 5/13/16
 Runs4 vs. Murray State 4/8/17
 RBIs3, 3x last @ Texas Tech 4/30/16
 HR1 vs. Texas A&M 6/8/15
 SB2, 2x last vs. Stony Brook 5/31/15

#16 CONNOR WANHANEN

WANHANEN'S 2016 GAME-BY-GAME STATISTICS

Date	Opponent	Avg.	AB	R	H	2B	3B	HR	RBI	BB	K
2/19	Loyola Marymount*	.200	5	0	1	0	0	0	0	0	2
2/20	Loyola Marymount*	.250	3	1	1	0	0	0	0	1	1
2/21	Loyola Marymount*	.231	5	1	1	0	0	1	0	0	1
2/24	Arkansas-Pine Bluff*	.235	4	2	1	0	0	0	0	0	0
2/26	vs. La.-Lafayette*	.333	4	1	3	1	0	0	0	0	1
2/27	vs. Rice*	.320	4	1	1	1	0	0	0	0	2
2/28	vs. Houston*	.267	5	2	0	1	0	0	0	0	2
3/1	UT Rio Grande Valley*	.294	4	2	2	0	0	0	0	1	0
3/4	Gonzaga*	.289	4	1	1	0	0	1	0	0	1
3/5	Gonzaga*	.286	4	2	1	0	0	0	0	1	1
3/6	Gonzaga*	.311	3	3	2	0	0	0	0	0	0
3/8	UT Arlington*	.312	3	1	1	0	0	0	0	1	0
3/11	USC*	.306	1	0	0	0	0	0	0	0	0
3/22	Abilene Christian*	.283	4	1	0	0	0	0	0	0	1
3/24	@ Texas*	.281	4	1	1	0	0	0	0	0	0
3/25	@ Texas*	.267	3	0	0	0	0	0	0	0	1
3/26	@ Texas*	.262	5	2	1	0	0	0	0	0	1
3/29	@ UT Arlington*	.290	4	1	3	2	2	0	0	0	0
4/1	@ Wichita State*	.288	4	0	1	0	0	0	0	0	1
4/2	@ Wichita State*	.286	4	1	1	1	0	0	0	0	1
4/3	@ Wichita State*	.287	3	1	1	0	0	0	0	1	0
4/6	UT Arlington*	.289	3	1	1	0	0	0	0	0	0
4/8	@ Kansas*	.276	4	0	0	1	0	0	0	0	2
4/9	@ Kansas*	.281	2	1	1	1	1	0	0	2	0
4/10	@ Kansas*	.280	4	2	1	1	0	0	0	2	1
4/12	Dallas Baptist*	.268	4	0	0	0	0	0	0	0	1
4/15	Oklahoma*	.267	4	1	1	0	0	0	0	0	1
4/16	Oklahoma*	.262	2	0	0	1	0	0	0	1	0
4/16	Oklahoma*	.267	2	0	1	1	0	0	0	1	0
4/22	@ Oklahoma State*	.271	2	0	1	0	0	0	0	0	1
4/23	@ Oklahoma State*	.266	2	1	0	1	0	0	0	1	1
4/24	@ Oklahoma State*	.265	4	1	1	2	0	0	0	1	0
4/26	@ Dallas Baptist*	.267	3	0	1	0	0	0	0	0	0
4/29	Texas Tech*	.267	4	1	1	0	1	0	0	0	0
4/30	Texas Tech*	.266	4	1	1	3	1	0	0	0	1
5/1	Texas Tech*	.260	3	0	0	0	0	0	0	1	1
5/7	@ Penn State*	.252	4	0	0	0	0	0	0	0	0
5/7	@ Penn State*	.252	4	1	1	0	0	0	0	0	0
5/8	@ Penn State*	.243	5	0	0	0	0	0	0	0	0
5/13	@ Baylor*	.264	4	0	4	1	1	0	0	0	0
5/14	@ Baylor*	.264	4	0	1	0	0	0	0	1	0
5/15	@ Baylor*	.260	2	1	0	0	0	0	0	1	0
5/19	Kansas State*	.255	3	0	0	0	0	0	0	1	1
5/20	Kansas State*	.250	3	0	0	1	0	0	0	0	1
5/21	Kansas State*	.252	3	0	1	2	0	0	0	1	0
5/25	vs. Baylor*	.247	3	0	0	0	0	0	0	0	0
5/26	vs. Oklahoma State*	.247	4	2	1	2	1	0	0	0	1
5/28	vs. Texas*	.243	3	0	0	0	0	0	0	0	0
6/4	Gonzaga	.247	1	0	1	0	0	0	0	0	0
6/5	Arizona State*	.243	3	1	0	0	0	0	0	1	0
6/10	@ Texas A&M*	.237	4	0	0	0	0	0	0	0	2
6/11	@ Texas A&M*	.239	3	0	1	0	0	0	0	0	0
6/12	@ Texas A&M*	.236	2	1	0	0	0	0	0	1	1
6/19	vs. Texas Tech	.235	1	0	0	0	0	0	0	0	0
6/24	vs. Coastal Carolina*	.231	3	0	0	0	0	0	0	0	1

WANHANEN'S 2015 GAME-BY-GAME STATISTICS

Date	Opponent	Avg.	AB	R	H	2B	3B	HR	RBI	BB	K
2/13	Southern Illinois	.500	2	0	1	0	0	0	2	0	0
2/14	Southern Illinois*	.375	6	1	2	0	0	0	1	0	1
2/15	Southern Illinois*	.364	3	2	1	0	0	0	2	0	1
2/17	UT Arlington*	.308	2	1	0	0	0	0	0	1	1
2/20	@ Arizona State*	.312	3	1	1	0	0	0	0	0	1
2/22	@ Arizona State*	.250	4	1	0	0	0	0	0	1	2
3/3	Rice*	.261	3	0	1	0	0	0	1	0	1
3/6	@ USC*	.280	2	0	1	0	0	0	0	1	0
3/8	vs. Vanderbilt*	.241	4	0	0	0	0	0	0	0	2
3/13	Baylor*	.242	4	0	1	0	0	0	0	0	0
3/15	Baylor*	.297	4	1	3	0	0	0	2	0	0
3/17	UT Pan American*	.310	5	1	2	0	0	0	1	0	0
3/20	Oklahoma State*	.348	4	2	3	0	0	0	0	0	0
3/21	Oklahoma State*	.380	4	1	3	1	0	0	2	1	0
3/24	Oklahoma*	.364	5	1	1	0	0	0	0	0	0
3/28	Wichita State*	.407	4	1	4	1	0	0	0	1	0
3/29	Wichita State*	.419	3	2	2	0	0	0	2	0	0
3/31	@ UT Arlington*	.409	4	0	1	0	1	0	1	0	0
4/2	@ Texas Tech*	.423	5	1	3	0	1	0	3	0	0
4/3	@ Texas Tech*	.400	4	0	0	0	0	0	0	0	1
4/4	@ Texas Tech*	.385	3	0	0	0	0	0	0	2	1
4/6	@ Abilene Christian*	.366	4	0	0	0	0	0	0	0	1
4/7	Dallas Baptist*	.372	4	1	2	0	0	0	0	0	0
4/10	@ Kansas State*	.378	4	0	2	0	0	0	1	1	0
4/11	@ Kansas State*	.376	3	0	1	0	0	0	0	0	0
4/12	@ Kansas State*	.381	4	0	2	0	0	0	0	0	0
4/14	@ UT Arlington*	.386	4	2	2	1	0	0	2	1	2
4/18	Santa Clara*	.394	3	1	2	0	0	0	0	1	0
4/18	Santa Clara*	.402	3	1	2	1	1	0	2	1	1
4/19	Santa Clara*	.396	4	0	1	0	0	0	1	0	1
4/21	Incarnate Word*	.397	5	2	2	0	0	0	1	0	1
4/25	Texas*	.387	3	1	0	0	0	0	0	1	0
4/25	Texas*	.403	5	1	4	0	0	0	2	0	1
4/26	Texas*	a.402	3	2	1	0	0	0	0	0	1
4/29	@ Dallas Baptist*	.389	4	0	0	0	0	0	0	1	2
5/1	@ West Virginia*	.393	4	1	2	0	0	0	1	1	0
5/2	@ West Virginia*	.384	3	0	0	0	0	0	0	0	2
5/3	@ West Virginia*	.378	5	0	1	0	0	0	1	0	0
5/8	Kansas*	.384	3	0	2	0	0	0	2	0	1
5/9	Kansas*	.373	4	0	0	0	0	0	0	1	0
5/12	Abilene Christian*	.364	4	0	0	0	0	0	0	0	0
5/14	@ Oklahoma*	.357	3	1	0	0	0	0	0	1	0
5/15	@ Oklahoma*	.346	5	1	0	0	0	0	0	0	1
5/20	vs. Baylor*	.347	5	1	2	0	0	0	1	0	1
5/21	vs. Texas Tech*	.339	4	0	0	0	0	0	0	0	0
5/29	Sacred Heart*	.333	3	1	0	0	0	0	1	1	0
5/30	NC State*	.328	3	0	0	0	0	0	0	0	1
5/31	Stony Brook*	.335	5	1	3	0	0	0	2	0	1
5/31	NC State*	.326	5	0	0	0	0	0	0	0	4
6/1	NC State*	.321	3	1	0	0	0	0	0	0	1
6/6	Texas A&M*	.320	4	2	1	0	0	0	1	1	1
6/7	Texas A&M*	.325	3	1	2	0	0	0	0	1	1
6/8	Texas A&M*	.320	6	1	1	0	0	1	2	2	3
6/14	vs. LSU*	.329	4	1	3	0	0	0	3	1	1
6/16	vs. Vanderbilt*	.329	3	0	1	0	0	0	0	1	1
6/18	vs. LSU*	.329	3	2	1	0	0	0	0	1	1
6/19	vs. Vanderbilt*	.329	3	1	1	0	0	0	0	1	1



JOSH WATSON
7 **OUTFIELD**
5-11 • 215 • S/R • JR
ARLINGTON, TEXAS
MARTIN HS

Career Honors

- 2016 Louisville Slugger Freshman All-American
- 2016 Baseball America, Perfect Game and D1baseball.com 2nd-team Freshman All-American
- 2016 Big 12 All-Tournament team
- 2016 Honorable Mention All-Big 12

2017 (Sophomore)

Was one of three Horned Frogs to play in and start all 68 games... all 68 starts came in left field... tallied a base hit in 40 games and reached base safely in 56... recorded 14 multi-hit games and nine multi-RBI contests... drove in 38 runs, including 15 with two outs... tallied 11 doubles, one triple and one home run... stole seven bases in 11 tries... was one of four Frogs to draw over 40 walks (43)... led the team with seven sacrifice flies... also paced the team with six outfield assists... had RBIs in back-to-back games against Penn State (Feb. 18-19)... commenced a 13 game hitting streak with a base knock against Arizona State on Feb. 25... hit .346 (18-for-52) during the streak... had two hits and drove in two runs against Rice (Feb. 28)... collected for hits in the Shriner's Hospitals for Children College Classic (March 3-5)... went 2-for-3 with a double and a season-high 4 RBIs in the win at UC Irvine (March 12)... went 2-for-4 at Long Beach State (March 14)... had two hits and drove in a run in the series opener against Kansas (March 17)... went 4-for-8 in the midweek series against UTRGV (March 28-29)... doubled twice as part of three hits and drove in three runs against the Vaqueros on March 29... recorded three hits and drove in a pair of runs in the series at Kansas State (March 31-April 2)... doubled and drove in three runs at UT Arlington (April 4)... had three hits in the series at West Virginia (April 14-16)... drove in two runs in the series win over Baylor (April 21-23)... went 2-for-5 in the season-opener against Texas (May 5)... doubled and drove in a run as part of two hits at Oklahoma on May 13... drove in two runs in the series finale against the Sooners (May 14)... went 1-for-3 and drove in two against UT Arlington (May 16)... had two hits in the opener at Cal (May 18)... had three hits and drove in two runs in the Big 12 Tournament (May 24-27)... also tallied a pair of outfield assists in the tournament... doubled twice and drove in two runs in the NCAA Fort Worth Regional opener against Central Connecticut State (June 3)... hit his lone home run and drove in three runs in the Regional Championship game against Dallas Baptist (June 5)... went 1-for-6 with two walks and a run scored in the NCAA Fort Worth Super Regional against Missouri State (June 10-11)... went 2-for-3 with two runs scored and a triple in TCU's win over Florida in the College World Series (June 23).

2016 (Freshman)

One of four Horned Frogs to play in and start all 67 games... every start came in left field... tied for the team lead and ranked third in the Big 12 with 11 home runs on the season... is the first freshman since the 2006 season to lead the team in home runs... ranked second in the Big 12 with a team-leading five triples... ranked eighth in the league and third on the team with 52 runs scored... totaled 68 hits



on the season... drew 43 walks on the season en route to posting a .398 slugging percentage... collected 17 multi-hit games and 14 multiple-RBI contests... reached base safely in 56 games and tallied a hit in 47... tallied 44 RBIs on the year, 19 of which came with two outs... tripled as part of a three-hit game in his collegiate debut on Feb. 19 against Loyola Marymount... went 3-for-4 with a double, a triple and three RBIs against Arkansas-Pine Bluff (Feb. 24)... drove in a pair of runs against La.-Lafayette in the opening game of the Shriner's Hospitals for Children College Classic (Feb. 26)... connected on his first career home run vs. Houston at Minute Maid Park (Feb. 28)... had two hits and drove in three runs against the Cougars... hit his second home run of the season, a two-run shot, in game two against Gonzaga (March 5)... tallied two more hits and drove in two in the series finale against the Bulldogs (March 6)... homered in the series opener against USC (March 11)... tripled and homered in the series finale against the Trojans (March 13)... doubled twice against West Virginia (March 18)... had two hits and drove in two runs in the series at Texas (March 24-26)... hit fifth home run of the season and drove in two runs at UT Arlington (March 29)... game started a four-game streak in which he tallied nine RBIs... went 5-for-12 with five RBIs in the series sweep of Wichita State (April 1-3)... hit his sixth home run of the season as part of a three-hit contest in game two... had four hits and scored four runs in the final two games at Kansas (April 9-10)... hit his seventh home run of the season in the series finale against the Jayhawks... went 4-for-9 in the sweep of Oklahoma (April 15-16)... connected on his eighth home run as part of a three-hit game in TCU's win at Oklahoma State (April 23)... tallied a career-high four RBIs in the game... hit safely in all three games vs. Texas Tech (April 29-May 1)... homered in back-to-back games at Penn State (May 7-8)... went 5-for-9 with two doubles and two RBIs in the series sweep of Kansas State (May 19-21)... homered and drove in three runs in the opening game of the Big 12 Championships vs. Baylor (May 25)... had two hits and drove in a run in the Big 12 Championship game vs. West Virginia (May 29)... hit safely in all three games of the NCAA Fort Worth Regional (June 3-5)... went 2-for-4 with two runs scored, including the eventual game-winner in the seventh inning, of the NCAA College Station Super Regional at Texas A&M (June 12)... hit safely in all four games of the College World Series.

High School

Earned four varsity letters at Martin High School... was a four-time, first-team all-district performer... earned Perfect Game Underclass Honorable Mention honors... named the 2015 Pro-Line Texas High School Baseball Player of the Year... was also a Perfect Game honorable mention All-American as a senior... participated in the 2015 THSAA All-Star game... played select ball for the DBat Mustangs... team won the 2014 Connie Mack World Series... also a standout in the classroom as a member of the National Honor Society... tabbed an academic all-star in both baseball and football... was a career .365 hitter with 30 doubles and 11 home runs.

Personal

Parents are Bradley and Wendy.

Watson's Career Stats

SEASON	Avg.	GP-GS	AB	RUNS	HITS	2B	3B	HR	RBI	SLG%	BB	HBP	SO	OB%	SB-A	SF	SH	FLD
2016	.280	67-67	243	52	68	12	5	11	44	.506	43	6	65	.398	12-15	3	1	.970
2017	.239	68-68	230	35	55	11	1	1	38	.309	43	9	64	.370	7-11	7	0	.981
TOTALS	.260	135-135	473	87	123	23	6	12	82	.410	86	15	129	.384	19-26	10	1	.975

#7 JOSH WATSON

WATSON'S 2017 GAME-BY-GAME STATISTICS

Date	Opponent	Avg.	AB	R	H	2B	3B	HR	RBI	BB	K
2/17	Penn State*	.000	3	1	0	0	0	0	0	1	2
2/18	Penn State*	.250	1	2	1	0	0	0	1	3	0
2/19	Penn State*	.333	2	1	1	1	0	0	1	1	0
2/21	@ UT Arlington*	.200	4	0	0	0	0	0	0	0	1
2/24	Arizona State*	.143	4	0	0	0	0	0	0	0	2
2/25	Arizona State*	.176	3	0	1	0	0	0	0	2	1
2/26	Arizona State*	.190	4	0	1	0	0	0	0	0	0
2/28	Rice*	.240	4	2	2	0	0	0	2	1	1
3/3	vs. LSU*	.233	5	0	1	1	0	0	1	0	1
3/4	vs. Texas A&M*	.243	7	2	2	0	0	0	0	1	2
3/5	vs. Ole Miss*	.244	4	1	1	0	0	0	1	0	1
3/7	Dallas Baptist*	.239	5	0	1	0	0	0	0	0	1
3/10	@ UC Irvine*	.240	4	1	1	0	0	0	0	0	2
3/11	@ UC Irvine*	.245	3	0	1	0	0	0	0	0	1
3/12	@ UC Irvine*	.268	3	1	2	1	0	0	4	2	0
3/14	@ Long Beach State*	.283	4	0	2	0	0	0	0	0	1
3/17	Kansas*	.302	3	1	2	0	0	0	1	0	0
3/18	Kansas*	.303	3	1	1	0	0	0	0	1	0
3/19	Kansas*	.290	3	0	0	0	0	0	0	1	2
3/21	@ Abilene Christian*	.278	3	0	0	0	0	0	0	1	0
3/24	Oklahoma State*	.263	4	0	0	0	0	0	0	0	1
3/25	Oklahoma State*	.262	4	1	1	0	0	0	1	0	1
3/26	Oklahoma State*	.265	3	0	1	0	0	0	0	1	0
3/28	UTRGV*	.264	4	1	1	0	0	0	0	0	1
3/29	UTRGV*	.286	4	2	3	2	0	0	3	1	1
3/31	@ Kansas State*	.281	5	1	1	0	0	0	1	0	1
4/1	@ Kansas State*	.273	3	0	0	0	0	0	0	1	1
4/2	@ Kansas State*	.282	4	1	2	1	0	0	1	1	1
4/4	@ UT Arlington*	.286	2	0	1	1	0	0	3	1	1
4/7	Murray State*	.284	4	1	1	0	0	0	0	0	0
4/8	Murray State*	.279	2	1	0	0	0	0	0	3	1
4/9	Murray State*	.274	2	0	0	0	0	0	1	1	1
4/11	@ Dallas Baptist*	.263	5	0	0	0	0	0	0	0	1
4/14	@ West Virginia*	.262	4	1	1	0	0	0	0	0	1

WATSON'S 2017 GAME-BY-GAME STATISTICS

Date	Opponent	Avg.	AB	R	H	2B	3B	HR	RBI	BB	K
4/15	@ West Virginia*	.256	3	1	0	0	0	0	0	1	2
4/16	@ West Virginia*	.264	4	1	2	0	0	0	0	1	0
4/21	Baylor*	.258	3	0	0	0	0	0	1	1	2
4/22	Baylor*	.254	2	0	0	0	0	0	0	1	2
4/23	Baylor*	.255	3	1	1	0	0	0	1	1	1
4/25	Stephen F. Austin*	.248	4	0	0	0	0	0	0	0	1
4/28	@ Texas Tech*	.245	2	0	0	0	0	0	1	1	0
4/29	@ Texas Tech*	.238	4	0	0	0	0	0	0	0	2
4/30	@ Texas Tech*	.235	2	0	0	0	0	0	0	0	1
5/5	Texas*	.240	5	1	2	0	0	0	0	1	1
5/6	Texas*	.239	1	1	0	0	0	0	0	3	0
5/7	Texas*	.239	4	0	1	0	0	0	0	0	0
5/12	@ Oklahoma*	.232	5	0	0	0	0	0	0	0	2
5/13	@ Oklahoma*	.238	4	0	2	1	0	0	1	1	0
5/14	@ Oklahoma*	.240	3	0	1	0	0	0	2	1	1
5/16	UT Arlington*	.241	3	0	1	0	0	0	2	0	0
5/18	@ Cal*	.249	3	0	2	0	0	0	0	0	1
5/19	@ Cal*	.244	3	1	0	0	0	0	0	1	1
5/20	@ Cal*	.245	4	0	1	0	0	0	0	0	3
5/24	vs. Kansas*	.241	3	0	0	0	0	0	0	0	1
5/25	vs. Oklahoma*	.242	3	1	1	1	0	0	1	1	1
5/26	vs. Kansas*	.237	4	0	0	0	0	0	0	0	2
5/27	vs. Texas*	.242	4	1	2	0	0	0	0	0	0
5/27	vs. Texas*	.239	3	0	0	0	0	0	1	0	0
6/3	Central Conn. State*	.244	4	0	2	2	0	0	2	0	0
6/4	Virginia*	.240	3	0	0	0	0	0	0	0	2
6/5	Dallas Baptist*	.241	4	1	1	0	0	1	3	1	0
6/10	Missouri State*	.238	2	1	0	0	0	0	0	1	0
6/11	Missouri State*	.239	4	0	1	0	0	0	0	1	1
6/18	vs. Florida*	.235	3	0	0	0	0	0	0	0	3
6/20	vs. Texas A&M*	.237	3	0	1	0	0	0	0	0	0
6/22	vs. Louisville*	.236	1	1	0	0	0	0	0	1	1
6/23	vs. Florida*	.241	3	2	2	0	1	0	2	1	1
6/24	vs. Florida*	.239	2	0	0	0	0	0	0	1	2

Watson's Career Highs

AB 7 vs. Texas A&M 3/4/17
Hits 3, 4x last @ Oklahoma State 4/23/16
Runs 3, 2x last @ Kansas 4/10/16
RBIs 4 @ Oklahoma State 4/23/16
HR 1, 12x last vs. Dallas Baptist 6/5/17
SB 2 vs. Texas Tech 5/1/16

#7 JOSH WATSON

WATSON'S 2016 GAME-BY-GAME STATISTICS

Date	Opponent	Avg.	AB	R	H	2B	3B	HR	RBI	BB	K
2/19	Loyola Marymount*	.750	4	1	3	0	0	1	0	0	0
2/20	Loyola Marymount*	.429	3	0	0	0	0	0	0	0	0
2/21	Loyola Marymount*	.273	4	0	0	0	0	0	0	0	0
2/24	Arkansas-Pine Bluf*	.400	4	2	3	3	1	1	0	1	0
2/26	vs. La.-Lafayette*	.368	4	0	1	2	1	0	0	0	1
2/27	vs. Rice*	.333	2	1	0	0	0	0	0	1	1
2/28	vs. Houston*	.360	4	1	2	3	0	0	1	1	2
3/1	UT Rio Grande Valley*	.321	3	2	0	0	0	0	0	1	0
3/4	Gonzaga*	.281	4	0	0	0	0	0	0	0	2
3/5	Gonzaga*	.270	5	1	1	2	0	0	1	0	0
3/6	Gonzaga*	.300	3	1	2	2	0	0	0	0	0
3/8	UT Arlington*	.286	2	1	0	0	0	0	0	1	1
3/11	USC*	.289	3	2	1	1	0	0	1	1	0
3/12	USC*	.260	5	0	0	0	0	0	0	1	4
3/13	USC*	.278	4	1	2	1	0	1	1	1	1
3/15	@ Rice*	.281	3	2	1	0	0	0	0	2	0
3/18	West Virginia*	.295	4	1	2	1	2	0	0	1	2
3/19	West Virginia*	.281	3	1	0	0	0	0	0	1	3
3/20	West Virginia*	.275	5	1	1	1	0	0	0	0	1
3/22	Abilene Christian*	.260	4	0	0	0	0	0	0	0	2
3/24	@ Texas*	.263	3	0	1	0	1	0	0	1	1
3/25	@ Texas*	.250	4	0	0	0	0	0	0	0	1
3/26	@ Texas*	.250	4	0	1	2	0	0	0	0	1
3/29	@ UT Arlington*	.250	4	2	1	2	0	0	1	2	1
4/1	@ Wichita State*	.250	4	0	1	2	0	1	0	0	0
4/2	@ Wichita State*	.271	4	3	3	3	1	0	1	2	1
4/3	@ Wichita State*	.270	4	0	1	0	1	0	0	1	1
4/6	UT Arlington*	.269	4	0	1	0	0	0	0	0	2
4/8	@ Kansas*	.262	3	0	0	0	0	0	0	2	2
4/9	@ Kansas*	.270	4	1	2	0	0	0	0	1	1
4/10	@ Kansas*	.276	5	3	2	1	0	0	1	0	0
4/12	Dallas Baptist*	.267	4	0	0	0	0	0	0	0	2
4/15	Oklahoma*	.268	3	1	1	0	0	0	0	2	1
4/16	Oklahoma*	.278	3	1	2	0	0	0	0	1	0

WATSON'S 2016 GAME-BY-GAME STATISTICS

Date	Opponent	Avg.	AB	R	H	2B	3B	HR	RBI	BB	K
4/16	Oklahoma*	.279	3	1	1	0	0	0	0	0	0
4/22	@ Oklahoma State*	.273	3	0	0	0	0	0	0	0	1
4/23	@ Oklahoma State*	.285	5	1	3	4	0	0	1	0	2
4/24	@ Oklahoma State*	.279	3	1	0	0	0	0	0	2	2
4/26	@ Dallas Baptist*	.280	3	0	1	0	0	0	0	0	0
4/29	Texas Tech*	.279	4	0	1	0	0	0	0	0	1
4/30	Texas Tech*	.280	3	2	1	1	0	0	0	2	1
5/1	Texas Tech*	.281	3	0	1	0	0	0	0	0	1
5/7	@ Penn State*	.276	3	0	0	1	0	0	0	1	0
5/7	@ Penn State*	.277	3	1	1	2	0	0	1	0	0
5/8	@ Penn State*	.280	5	2	2	2	0	0	1	0	2
5/13	@ Baylor*	.275	3	0	0	1	0	0	0	0	0
5/14	@ Baylor*	.278	2	2	1	0	0	0	0	2	1
5/15	@ Baylor*	.277	4	0	1	0	0	0	0	0	0
5/17	Stephen F. Austin*	.273	3	0	0	0	0	0	0	0	1
5/19	Kansas State*	.278	4	1	2	0	1	0	0	0	1
5/20	Kansas State*	.286	2	1	2	0	1	0	0	1	0
5/21	Kansas State*	.286	3	2	1	2	0	0	0	1	1
5/25	vs. Baylor*	.293	3	1	2	3	0	0	1	2	1
5/26	vs. Oklahoma State*	.285	5	0	0	0	0	0	0	0	4
5/28	vs. Texas*	.284	4	0	1	0	0	1	0	0	1
5/28	vs. Texas*	.279	4	0	0	0	0	0	0	1	2
5/29	vs. West Virginia*	.280	6	2	2	1	1	0	0	0	3
6/3	Oral Roberts*	.281	3	0	1	0	0	0	0	2	1
6/4	Gonzaga*	.282	3	0	1	0	0	0	0	1	1
6/5	Arizona State*	.282	3	1	1	1	1	0	0	2	1
6/10	@ Texas A&M*	.277	4	1	0	0	0	0	0	1	0
6/11	@ Texas A&M*	.277	4	0	1	0	0	0	0	0	0
6/12	@ Texas A&M*	.281	4	2	2	0	0	0	0	0	0
6/19	vs. Texas Tech*	.279	5	0	1	0	0	0	0	0	1
6/21	vs. Coastal Carolina*	.280	3	1	1	0	0	0	0	1	1
6/24	vs. Coastal Carolina*	.280	3	0	1	0	1	0	0	0	0
6/25	vs. Coastal Carolina*	.280	4	1	1	0	0	0	0	0	0





SEAN WYMER
26 PITCHER
 6-1 • 210 • R/R • JR
FLOWER MOUND, TEXAS
FLOWER MOUND HS

Career Honors

- Member of the 2017 USA Baseball Collegiate National Team
- 2017 Second-team All-Big 12 Conference
- 2017 First-team Academic All-Big 12
- 2017 Shriners Hospitals for Children College Classic All-Tournament team

2017 (Sophomore)

Led the team with 30 appearances out of the bullpen... posted a 6-4 record with two saves to go along with a 2.10 ERA... fanned 66 batters in 55 2/3 innings pitched... limited opponents to a .182 batting average... team posted a 23-7 record in games he pitched... held opponents scoreless in 19 of 30 appearances... allowed just six of 22 inherited runners to score... opened the season with five straight scoreless outings spanning 10 1/3 innings... tossed two scoreless innings in the season-opener against Penn State (Feb. 17)... struck out the side at UT Arlington (Feb. 21)... earned his first save of the season, retiring all four batters he face against Arizona State (Feb. 25)... struck out nine of the 15 batters faced in five innings of work against Texas A&M (March 4)... surrendered his first run of the season in an appearance at UC Irvine (March 12)... picked up his first win of the season against Kansas (March 17) after holding the Jayhawks scoreless for 2 1/3 innings... fell to 1-1 after giving up a run in an inning of work against Kansas (March 19)... struck out the side in his lone inning of work against UTRGV (March 28)... move to 2-1 on the year after tossing two scoreless frame at Kansas State (March 31)... struck out five in two innings at UT Arlington (April 4)... suffered his second defeat of the season after allowing a run on a hit in 2/3 of an inning at West Virginia (April 14)... responded with four straight scoreless outings spanning 8.0 innings... appearances came at West Virginia (April 16), vs. Baylor (April 23), at Texas Tech (April 29) and against Texas (May 5)... improved to 3-2 on the year after allowing just an unearned run on five hits over 4 1/3 innings against Texas (May 7)... went 1-1 in two appearances at Oklahoma (May 12, 14)... tossed two perfect innings at Cal on May 18... allowed a run on two hits and struck out three in 2 1/3 innings against Dallas Baptist in the NCAA Fort Worth Regional (June 5)... retired all 10 batters he faced in two combined appearances in the NCAA Fort Worth Super Regional against Missouri State (June 10-11)... tallied five strikeouts over 3 1/3 innings of work... retired all six batters he faced, striking out two, in two innings of work against Texas A&M in



the College World Series to earn his second save of the year (June 20)... allowed just two hits and struck out five in 4 1/3 innings of work to pick up the win in relief against Louisville (June 22).

2016 (Freshman)

Made two starts as part of 16 appearances on the mound... posted a 3-0 record to go along with 39 strikeouts in 32 2/3 innings pitched... team was 10-6 in games he pitched and 1-1 in games he started... held opponents scoreless in eight of 14 relief appearances... started his career with 10 shutout innings over six appearances... struck out two in his collegiate debut against Arkansas-Pine Bluff (Feb. 24)... turned in two shutout innings in appearances against USC (March 13), West Virginia (March 18) and at UT Arlington (March 29)... fanned five in the appearance against UTA... picked up his first career win in the West Virginia game... retired all three batters he faced at Wichita State (April 3)... tossed two scoreless innings and struck out five in his first career start April 6 vs. UT Arlington... made second start of the season at Kansas on April 10... returned to the bullpen and tossed three scoreless frames against Oklahoma on April 15 to earn his lone save of the season... tossed 2 1/3 scoreless innings against Texas Tech (May 1)... improved to 2-0 on the season with four shutout innings against Kansas State (May 19)... struck out a career-high six batters in the game... tallied win No. 3 vs. Baylor (May 25) in the Big 12 Championships... final appearance of the season was a two inning stint at Texas A&M in the NCAA Super Regional on June 11.

High School

Earned four varsity letters at Flower Mound High School... was the District 6-6A MVP as a senior... earned Perfect Game Honorable Mention All-American honors as a senior... participated in the 2015 THSAA All-Star game... named to USA Today's All-USA Texas team... was a member of the 2014 Texas Rangers Area Code team... tabbed a Perfect Game Underclass honorable mention All-American... ranked as the 81st top prospect in the state of Texas by Baseball America... played select baseball for D-Bat... helped his 17U team win the 18U Connie Mack World Series.

Personal

Parents are Andrew and Sylvia... has a brother, Michael.

Wymer's Career Stats

SEASON	ERA	W-L	GP-GS	CG	SH/CB	SAVES	IP	HITS	RUNS	ER	BB	SO	WP	HBP	BK	B/AVG.
2016	4.68	3-0	16-2	0	0/0	1	32.2	32	19	17	15	39	2	1	0	.258
2017	2.10	6-4	30-0	0	0/3	2	55.2	35	16	13	10	66	6	4	0	.182
TOTALS	3.06	9-4	46-2	0	0/3	3	88.1	67	35	30	25	105	8	5	0	.212

#26 SEAN WYMER

WYMER'S 2017 GAME-BY-GAME STATISTICS

Date	Opponent	W-L-SV	ERA	IP	H	R	ER	BB	SO	HP	BF
2/17	Penn State	0-0-0	0.00	2.0	1	0	0	1	3	0	9
2/21	@ UT Arlington	0-0-0	0.00	1.0	0	0	0	0	3	0	3
2/25	Arizona State	0-0-1	0.00	1.1	0	0	0	0	2	0	5
2/26	Arizona State	0-0-1	0.00	1.0	0	0	0	1	1	0	4
3/4	vs. Texas A&M	0-0-1	0.00	5.0	0	0	0	0	9	0	15
3/12	@ UC Irvine	0-0-1	0.79	1.0	1	1	1	1	1	0	5
3/14	@ Long Beach St.	0-0-1	0.68	2.0	1	0	0	0	2	0	7
3/17	Kansas	1-0-1	0.57	2.1	1	0	0	0	2	0	7
3/19	Kansas	1-1-1	1.08	1.0	2	1	1	2	0	0	7
3/21	@ Abilene Christian	1-1-1	1.02	1.0	0	0	0	0	2	0	3
3/24	Oklahoma State	1-1-1	1.33	2.2	4	2	1	0	2	0	11
3/28	UTRGV	1-1-1	1.27	1.0	0	0	0	0	3	0	3
3/31	@ Kansas State	2-1-1	1.16	2.0	0	0	0	0	1	0	6
4/4	@ UT Arlington	2-1-1	1.42	2.0	2	1	1	0	5	0	8
4/11	@ Dallas Baptist	2-1-1	1.69	1.1	1	1	1	1	2	2	8
4/14	@ West Virginia	2-2-1	1.98	0.2	1	1	1	1	0	0	4
4/16	@ West Virginia	2-2-1	1.88	1.1	0	0	0	0	2	0	4
4/23	Baylor	2-2-1	1.74	2.1	2	0	0	0	0	0	9
4/29	@ Texas Tech	2-2-1	1.62	2.1	0	0	0	0	3	0	7
5/5	Texas	2-2-1	1.54	1.2	1	0	0	0	3	0	6
5/7	Texas	3-2-1	1.37	4.1	5	1	0	0	1	0	17
5/12	@ Oklahoma	4-2-1	1.56	1.0	3	2	1	0	2	1	7
5/14	@ Oklahoma	4-3-1	1.73	1.1	3	1	1	1	2	0	7
5/18	@ Cal	4-3-1	1.65	2.0	0	0	0	0	0	1	6
5/24	vs. Kansas	4-4-1	2.47	0.0	3	4	4	1	0	0	4
6/5	Dallas Baptist	4-4-1	2.54	2.1	2	1	1	0	3	0	9
6/10	Missouri State	5-4-1	2.45	1.2	0	0	0	1	1	0	5
6/11	Missouri State	5-4-1	2.37	1.2	0	0	0	0	4	0	5
6/20	vs. Texas A&M	5-4-2	2.28	2.0	0	0	0	0	2	0	6
6/22	vs. Louisville	6-4-2	2.10	4.1	2	0	0	0	5	0	14

WYMER'S 2016 GAME-BY-GAME STATISTICS

Date	Opponent	W-L-SV	ERA	IP	H	R	ER	BB	SO	HP	BF
2/24	Arkansas-Pine Bluff	0-0-0	0.00	1.0	0	0	0	1	2	0	4
3/13	USC	0-0-0	0.00	2.0	0	0	0	0	1	0	6
3/18	West Virginia	1-0-0	0.00	2.0	1	0	0	2	2	0	8
3/29	@ UT Arlington	1-0-0	0.00	2.0	0	0	0	0	5	0	6
4/3	@ Wichita State	1-0-0	0.00	1.0	0	0	0	0	1	0	3
4/6	UT Arlington*	1-0-0	0.00	2.0	4	0	0	0	5	0	9
4/10	@ Kansas*	1-0-0	1.64	1.0	2	2	2	1	0	1	7
4/15	Oklahoma	1-0-1	1.29	3.0	1	0	0	1	2	0	10
4/24	Oklahoma State	1-0-1	2.87	1.2	3	3	3	1	3	0	9
5/1	Texas Tech	1-0-1	2.50	2.1	2	0	0	2	1	0	11
5/8	@ Penn State	1-0-1	3.10	2.1	4	2	2	0	2	0	10
5/14	@ Baylor	1-0-1	3.18	2.1	4	3	1	1	2	0	13
5/19	Kansas State	2-0-1	2.70	4.0	0	0	0	0	6	0	12
5/25	vs. Baylor	3-0-1	3.30	3.1	7	3	3	3	5	0	19
5/29	vs. West Virginia	3-0-1	4.40	0.2	2	4	4	2	1	0	6
6/11	@ Texas A&M	3-0-1	4.68	2.0	2	2	2	1	1	0	9

Wymer's Career Highs

IP5.0 vs. Texas A&M 3/4/17
Hits 7 vs. Baylor 5/25/16
Runs4, 2x last vs. Kansas 5/24/17
ER4, 2x last vs. Kansas 5/24/17
BB 3 vs. Baylor 5/25/16
K9 vs. Texas A&M 3/4/17





DION HENDERSON
43 PITCHER
 6-4 • 180 • L/L • RS-FR
DETROIT, MICH.
OAK PARK HS

2017 (True Freshman)

Forced to redshirt his first season on campus due to an injury.

High School

Drafted in the 27th round of the 2016 MLB Draft by the Cincinnati Reds... ranked as the 13th top prospect in the state of Michigan by Baseball America... tabbed a 2nd-team 2016 Rawlings-Perfect Game All-American... also named first-team All-Central Region as a senior... three time Perfect Game Underclass All-American...

took part in the USA Baseball 15U National Team Trials... earned All-Tournament recognition at the 15u PG WWBA National Championship... named All-Tournament at the 16u PG WWBA National Championship, the PG WWBA Florida Qualifier and the PG WWBA Underclass World Championship.

Personal

Mother is Kimberly... has two siblings, Devon and Dianne.



A.J. BALTA
35 OUTFIELD
 5-10 • 190 • L/R • GR
VALENCIA, CALIF.
OREGON

Previous School

Appeared in 162 games and started 138 over the last three seasons as a member of the Oregon Ducks... was a .225 hitter with 25 doubles, seven triples and 13 home runs... tallied 88 RBIs and collected 14 stolen bases... was a Louisville Slugger All-American and a member of the Nashville Regional All-Tournament team in 2014... earned honorable mention All-Pac-12 honors as a sophomore.

High School

Earned four letters at Valencia High School... served as a team captain as a junior and senior... named second-team all-region by Perfect Game... hit a combined to

hit .330 (67-for-203) with 16 home runs, 53 RBI, 60 runs scored and a .457 on base percentage in his last three seasons... earned first-team all-league recognition as a sophomore and junior and honorable mention accolades as a senior... batted .425 with 11 home runs and 25 RBI as a sophomore... was named Foothill League Player of the Year... member of the Honor Roll.

Personal

Parents are Henry and Liliana... sister, Victoria, played softball at Yale.

Balta's Career Stats

SEASON	Avg.	GP-GS	AB	RUNS	HITS	2B	3B	HR	RBI	SLG%	BB	HBP	SO	OB%	SB-A	SF	SH	FLD
2014	.242	63-56	211	32	51	12	3	3	29	.370	21	7	50	.328	7-9	2	5	.991
2015	----- Redshirted -----																	
2016	.219	50-48	178	29	39	7	4	9	47	.455	20	8	36	.316	6-11	6	0	.964
2017	.205	49-34	122	16	25	6	0	1	12	.279	14	9	31	.329	1-4	1	3	.981
TOTALS	.225	162-138	511	77	115	25	7	13	88	.378	55	24	117	.324	14-24	9	8	.986



DANNY CREWS
8 INFIELD
 6-4 • 175 • L/R • JR

SPRINGFIELD, MO.
FORT SCOTT C.C.

Previous School

Played two seasons at Fort Scott Community College... hit .366 as a sophomore, tying for the team lead with 12 home runs... led the squad with 67 RBIs and ranked second with 19 doubles... hit .309 as a freshman with eight home runs, nine doubles and 46 RBIs... earned the Fort Scott Community College Male Athlete of the Year... ranks second all-time with 113 career RBIs.

High School

Earned four letters at Kickapoo High School... earned Steve Brewer MVP honor as a senior... named the Ozark Conference MVP as a senior... also tabbed first-team All-Ozark Conference and first-team all-state as a senior.

Personal

Parents are Ted and Cyndi... has two siblings, Brandon and Tabitha.



COLTON PARRISH
17 CATCHER
 5-10 • 185 • L/R • JR

LA VERNIA, TEXAS
BLINN COLLEGE

Previous School

Played two seasons at Blinn College... appeared in 37 games and had 102 at bats as a freshman... tallied one double and seven home runs... collected 16 RBIs... played in the Texas/New Mexico JUCO All-Start game... athletic's director's honor roll... hit .314 as a sophomore with eight doubles, two triples and five home runs... tallied 39 RBIs and stole nine bases.

High School

Was a four-time varsity letterwinner at La Vernia High School... played for First Look Baseball club team... was all-district in 2012, 2013, 2014 and 2015 in high school... earned all-state accolades as a senior... helped lead team to the second round of the state playoffs in 2013 and 2015 and the fourth round in 2014... was a nominee for the Texas Select All-Star Showcase.

Personal

Parents are David and Jara... has two siblings, Easton and Peyton.



JOHNNY RIZER
4 OUTFIELD
 5-11 • 185 • L/L • JR

CYPRESS, TEXAS
BLINN COLLEGE

Previous School

Played one season at Blinn College... earned all-region and all-conference honors... hit .354 and ranked second on the team with 11 home runs... also collected 13 doubles and a team-leading three triples... tallied 44 RBIs... named to the Dean's List.

At Louisiana-Lafayette

Appeared in 21 games and made one start... accumulated 14 at-bats and scored two runs... named to the Dean's List.

High School

Was a three-year letterwinner at Cy-Fair High School... helped guide Cy-Fair to the class 5A Region 3 semifinals as a junior... hit .330 with six home runs his senior year... also had six home runs as a junior with a .380 average... tabbed a Perfect Game Honorable Mention All-American as a senior... named to the all-Houston area team his junior season... received all-district honors as a junior and senior.

Personal

Parents are John and Rosa; sisters are Cathy, Laura and Chris.



CONNOR SHEPHERD
9 INFIELD
 6-1 • 205 • L/R • RS-SO

UPLAND, CALIF.
MT. SAN ANTONIO COLLEGE

Previous School

Played just one season at Mt. San Antonio College... hit .314 with 17 extra-base hits and 31 RBIs for the Mounties... tallied three home runs and stole nine bases... first-team All-SCC North... named to the Dean's List as well as the Academic President's List.

At Florida International

Redshirted in his only season on campus at Florida International.

High School

Played high school ball at Upland (Calif.)... named Freshman MVP... selected as varsity MVP... hit .440 with five doubles, a home run and 27 RBI as a senior... earned first-team All-Valley... named a Baseline League Scholar Athlete... boasted a 3.75 GPA.

Personal

Parents are Chaffey and Anne... has two sisters Katelyn and Lyndsay.



DYLAN SMITH
40 PITCHER
 6-3 • 205 • R/R • JR
 SOUTHLAKE, TEXAS
 WEATHERFORD COLLEGE

Previous School

Played two seasons at Weatherford College... went 2-0 in 22 innings of work as a freshman... made 16 appearances as a sophomore... amassed 61 strikeouts in 43 career innings pitched... helped squad to the Region V playoffs as a sophomore... named to the San Jacinto Tournament of Champions all-tournament team.

High School

Was a three year varsity letterwinner at Southlake Carroll... earned all-area honors as a senior... went 6-0 with 54 strikeouts in his final three years of high school... led team to the 5A state playoffs.

Personal

Parents are Robert and Sasha... has three siblings, Dominic, Ryan and Nicole.



COBY BOULWARE
1 INFIELD
 5-9 • 165 • R/R • FR
 ANTHEM ARIZ.
 BOULDER CREEK HS

High School

Played final three years at Boulder Creek, earning three letters... holds the all-time school-record for career hits (146) and stolen bases (59)... named a Rawlings Honorable Mention All-American as a senior... also earned first-team all-West Region, first-team all-state and first-team all-section as a senior... participated in the All-State All-Star game as a senior... earned Perfect Game All-American and All-Region high honorable mention as a junior... named second-team all-state and first-team all-section... took part in the Perfect Game Underclass All-American games... named second-team all state as a sophomore... spent freshman year at Skyline High School in Sammamish, Wash.

Personal

Parents are Ben and Marijke... has one sibling, Kyler... father played baseball at Cal Poly, appearing in two College World Series'... seventh round pick of the Chicago White Sox in 1993... played four years in the minors.




BRAD CZERNIEJEWSKI
25 OUTFIELD
 6-2 • 200 • R/R • FR
 LAKE FOREST, ILL.
 LAKE FOREST HS

High School

Earned three varsity letters at Lake Forest High School... teammates with current Horned Frog Cal Coughlin... named team captain as a senior... two-time North Shore all-area performer... first-team all-Regiona as a senior... named a Rawlings-Perfect Game Honorable Mention All-American as a senior... selected as a second-team All-USA Illinois Baseball team performer by USA Today as a junior... hit .427 as a junior... was a career .391 hitter with eight home runs and 53 stolen bases.

Personal

Parents are Scott and Mycah... has a sister, Ella.



TRISTAN HANDIAN
3 INFIELD
 5-8 • 180 • L/R • FR
 COSTA MESA, CALIF.
 ORANGE LUTHERAN

High School

Played four years on varsity at Orange Lutheran... earned first-team all-Trinity League as a senior... also named first-team all-county... was a Perfect Game Honorable Mention All-American as a senior... named first-team All-Region... also a two-time Perfect Game Underclass All-American... named to USA Baseball's All-NHSI team as a senior... appeared in the OC All-Star baseball game as a senior.

Personal

Parents are Greg and Faye.... has four siblings, Maile, Wyatt, Nico and Lilah.



R.J. LAN
3 OUTFIELD
 6-0 • 205 • R/R • FR
 LA MIRADA, CALIF.
 LA MIRADA HS

High School

Was a four year varsity starter at La Mirada High School... first-team all-district... named the SoCal Player of the Year as a senior... tabbed the MVP of the Suburban league as a senior... named a Rawlings-Perfect Game Honorable Mention All-American as a senior... earned all-region honorable mention accolades... was a Perfect Game Underclass All-American as a junior.

Personal

Parents are Robert and Mary Lee... has a sister, Haley.



AUGIE MUHLBAIER
29 PITCHER
 6-0 • 190 • L/L • FR
 MUKWONAGO, WISC.
 MUKWONAGO HS

High School

Earned four varsity letters at Mukwonago High School... earned Rawlings-Perfect Game Honorable Mention All-American as a senior... selected as a first-team all-region player... was a second-team Rawlings-Perfect Game All-American as a junior.

Personal

Parents are Brad and Cindy... has two siblings, Amanda and Al.



JAMES NOTARY
32 PITCHER
 6-3 • 210 • R/R • FR
 WESTMINSTER, COLO.
 BROOMFIELD HS

High School

Earned four letters at Broomfield High School... drafted in the 35th round by the Colorado Rockies in the 2017 MLB Draft... ranked by Baseball America as the No. 7 draft prospect in the state of Colorado for the 2017 draft... led the state of Colorado with 107 strikeouts as a senior... earned all-state and all-conference honors as a senior... tabbed a Rawlings-Perfect Game Honorable Mention All-American as a senior... also earned first-team all-region accolades... twice named a Perfect Game Underclassman All-American... played in the Colorado High School All-Star/Futures Game as a senior... earned first-team All-USA Colorado Team as a senior.

Personal

Parents are Ryan and Cheri.



ADAM OVIEDO
5 INFIELD
 6-0 • 205 • R/R • FR

GRANDVIEW, TEXAS
ALVARADO HS

High School

Was a four-year letter winner at Alvarado High School... ranked by Baseball America as the No. 133 2017 draft prospect in the country and the 12th-best prospect in the state of Texas... drafted in the 35th round of the 2017 MLB Draft by the Minnesota Twins... named the District 8-4A MVP following his senior campaign... first-team all-state as a senior... earned Rawlings-Perfect Game Honorable Mention All-American as a senior... granted the United State Marine Corps Distinguished Athlete Award... tabbed the district MVP and earned first-team all-state honors as a junior... earned first-team all-district honors as a sophomore... named the Freshman of the Year... twice named a Perfect Game Underclassman All-American.

Personal

Parents are Abel and Stacey... has a sister, Brittany.



CALEB SLOAN
44 PITCHER
 6-3 • 215 • R/R • FR

CENTENNIAL, COLO.
REGIS JESUIT HS

High School

Earned a trio of varsity letters at Regis Jesuit High School... ranked by Baseball America as the No. 171 2017 draft prospect and the No. 1 prospect in the state of Colorado... tabbed Rawlings-Perfect Game Honorable Mention All-American as a senior... also named an Under Armour All-American... earned all-state honors as a senior... named to the second-team All-USA Colorado Team as a senior... played in the Colorado High School All-Star/Futures Game as a senior... twice named a Perfect Game Underclassman All-American... played in the Under Armour and Perfect Game All-American games following junior campaign.

Personal

Parents are Lance and Ashley... has a brother, Bryce.



RUSSELL SMITH
33 PITCHER
 6-9 • 250 • L/L • FR

MIDLOTHIAN, TEXAS
MIDLOTHIAN HS

High School

Earned four varsity letters at Midlothian High School... drafted in the 38th round of the 2017 MLB Draft by the Chicago Cubs... ranked by Baseball America as the No. 455 2017 draft prospect and the 39th-best prospect in the state of Texas... tabbed a Rawlings-Perfect Game second-team All-American as a senior... earned honorable mention all-state honors as a senior... set a school-record with a 0.44 ERA with only eight hits allowed as a senior... tallied 100 strikeouts as a senior while throwing two no-hitters... three-time District Pitcher of the Year... twice named a Perfect Game Underclassman All-American.

Personal

Parents are Jeremy and Buffie; sister is Madeline.



HEAD COACH JIM SCHLOSSNAGLE

#22

Career: 692-319 (.685); 16 Seasons
@ TCU: 615-272 (.693); 14 Seasons

On July 9, 2003, a new era in TCU baseball began as Jim Schlossnagle became just the program's ninth coach since 1940.

The outstanding work Schlossnagle has done since his arrival was rewarded in the summer of 2016 as the head coach inked a contract extension for the foreseeable future.

Schlossnagle became TCU's all-time winningest coach with a 5-0 win over Loyola Marymount on Feb. 21, surpassing the legendary TCU head coach Lance Brown. Over the course of his 14 seasons at the helm, he has posted the top 13 win totals in school history. He is 615-272 (.693) as the head coach at TCU and 692-316 (.687) in 16 years as a head coach.

"I am continually thankful for not only the opportunity to be at TCU, but for the continued commitment to our baseball program and its student-athletes," Schlossnagle said. "It is very rare in my profession to find the perfect combination of a university that is committed to excellence across the board, a city that, for me, is the best place to live in our country and a fan base and support group that has allowed our program to become extremely relevant in the community."

"My family and I love TCU and Fort Worth and look forward to continuing to grow this program."

During his tenure at TCU, Schlossnagle has raised the program to new heights. His efforts have not gone unnoticed at the national level and in the fall of 2012 USA Baseball tabbed him the 2013 Collegiate National Team head coach. It marked his second stint with the national team as he served as an assistant coach in 2006. Twice he has been named the National Coach of the Year, earning the honor from the NCBWA in 2010, as well as being selected by Baseball America as the 2016 National Coach of the Year.

The vision Schlossnagle had when he was hired at TCU in the summer of the 2003 has come to fruition in three of the last four seasons. In 2014, TCU earned its first-ever national seed and hosted both the NCAA Fort Worth Regional and the NCAA Fort Worth Super Regional. The 2015 and 2016 squads followed a similar path, both resulting in an appearance in the College World Series.

With experience comes expectations. For the second time in program history, TCU opened the season as the No. 1 team in the nation in 2017. The return of a bulk of the roster from the 2016 CWS team led to the unanimous preseason ranking.

The Frogs rode the ebbs and flows of a season full of expectations to a regular season Big 12 Championship, a No. 6 National Seed and a fourth straight trip to the College World Series. When all was said and done, the Frogs posted the program's third 50-win season. TCU posted a 50-18 overall record and a 16-8 mark in Big 12 play. At the conclusion of the season, the Frogs were ranked No. 4.

Evan Skoug and Jared Janczak highlighted the multitude of accolades for the team. Skoug was named Big 12 Co-Player of the Year and joined Janczak on multiple All-America teams. TCU had 10 players earn Big 12 honors. Six Horned Frogs were drafted, while two others signed as free agents.

In 2016, Schlossnagle proved no task was too hard to accomplish. After the departure of 10 players from the 2015 team, Schlossnagle and company guided a fresh group of youngsters back to Omaha. The path was not easy as the Frogs overcame a mid-season slump, heating up at the right time. The Frogs claimed the 2016 Phillips 66 Big 12 Championship title, hosted an NCAA Regional and won a road Super Regional for the second time in program history. When all was said and done, TCU finished the season with a 49-18 record was the unanimous No. 3 team in the final polls.

Freshmen were a big part of TCU's success as Luken Baker, the 2016 Big 12 Freshman of the Year and 2nd-team All-American, led a quartet of freshmen to Freshman All-American honors.

Led by an experienced-laden team in 2015, the Frogs produced the program's second 50-win season, posting an overall record of 51-15. Along the way, the Frogs captured the university's first-ever outright team championship, winning the Big 12 with a record of 18-5. TCU was battle-tested in the postseason, coming out of the loser's bracket in the Regional before winning game three of the Super Regional in 16 innings to advance to the CWS.

Cody Jones became the first Horned Frog under Schlossnagle's tutelage to earn Player of the Year honors, while Connor Wanhanen provided hope for the future, earning Freshman of the Year accolades. For the eighth time in his career, Schlossnagle was selected as the league's Coach of the Year. In all, 14 Horned Frogs earned all-conference accolades. A school-record four players (Ferrell, Cody Jones, Morrison and Young) earned All-American honors. TCU also tied a school-record as eight players were drafted.

The 2014 squad took to heart the lessons learned after a disappointing 2013 season and reached new heights as they made history. After a 15-12 start to the campaign, the squad went on an impressive run that saw them reel off 33 wins in their final 39 games of the season. Along the way, they rebounded from a 2-4 start in league play to finish second in the regular season standings. The group sailed through the Big 12 Postseason Tournament to claim the university's first Big 12 Championship.

NCAA postseason play kicked off with a bang as TCU was awarded its first-ever national seed, earning the right to host both an NCAA Regional and an NCAA Super Regional. TCU swept through the regional and hosted its first-ever Super Regional. A thrilling three-game series against Pepperdine was capped by a 6-5 come-from-behind victory giving the program its second appearance in the College World Series.

TCU finished the season with a 48-18 mark. Morrison was named the Big 12 Pitcher of the Year, while 11 other Horned Frogs earned all-conference accolades. Finnegan headlined a group of six players drafted as he became the third-ever first-round draft pick. The trio of Morrison, Finnegan and Ferrell each earned All-American accolades, while Tyler Alexander was named a Freshman All-American.

The 2012-13 season marked a new era in TCU Athletics with the move to the Big 12. Additionally, the Frogs non-conference schedule was one of the most difficult in the country as the Horned Frogs played 19 contests against teams that went on to participate in the NCAA tournament. Schlossnagle's squad met the challenges head on and posted their 10th winning season under his tutelage.

Jantzen Witte was named the Big 12 Co-Scholar Athlete of the Year, headlining a group of seven Horned Frogs that were honored by the league coaches. Morrison's dominance on the mound earned him first-team recognition, while Witte and Alex Young were named to the second-team. Three others were named honorable mention all-conference.

In continuing with a trend of producing elite players, six Frogs were selected in the 2013 MLB Draft, while Finnegan, Morrison and Ferrell were named to the 24-man USA Baseball Collegiate National Team roster.

A host of challenges met the 2012 squad as an influx of youth took over the diamond and key injuries forced many lineup

The Schlossnagle File

Hometown.....Hagerstown, Md.
Alma Mater.....Elon (1992)
 Physical Education
Master's Degree.....New Orleans (1995)
 Human Performance & Health Promotion
Married.....Kami
Children.....Jackson and Katie

Coaching Career

Assistant Coach

Elon College (1990-92) 99-41 (.707)
 Clemson (1993) 45-20 (.692)
 Tulane (1994-01) 346-158 (.686)
Totals.....**490-219 (.691)**

Head Coach

UNLV (2002-03) 77-47 (.575)
TCU (2004-present)..... **615-272 (.693)**
Totals..... **692-319 (.685)**

Coaching Honors

2003 MWC Coach of the Year
 2006-11 MWC Coach of the Year
 2010 NCBWA National Coach of the Year
 2010 FieldTurf National Coach of the Year
 2015 Big 12 Coach of the Year
 2016 Baseball America National Coach of the Year

Career Milestone Wins

#1	Cal (@ UNLV)	2/2/02	4-2
#100	@ Oklahoma	4/20/04	5-4
#200	Oral Roberts	2/16/07	2-1
#300	@ Utah	3/20/09	8-7
#400	Air Force	4/3/11	10-5
#500	vs. UTSA	2/23/14	5-1
#600	vs. UTRGV	3/1/16	13-0

Year By Year

Year	Overall	Conf.	Postseason
2002	30-30	13-17	—
2003	47-17	24-6	NCAA Regional
2004	39-26	19-11	NCAA Regional
2005	41-20	20-10	NCAA Regional
2006	39-23	17-5	NCAA Regional
2007	48-14	20-3	NCAA Regional
2008	44-19	19-5	NCAA Regional
2009	40-18	15-5	NCAA Super Regional
2010	54-14	19-5	College World Series
2011	43-19	20-3	NCAA Regional
2012	40-22	18-6	NCAA Super Regional
2013	29-28	12-12	—
2014	48-18	17-7	College World Series
2015	51-15	18-5	College World Series
2016	49-18	15-9	College World Series
2017	50-18	16-8	College World Series

shuffles. At any given point, the Frogs had at least three freshmen on the field and at times, five. The youth movement didn't slow the Frogs as they captured their seventh straight Mountain West regular season title, sharing the top spot with New Mexico after compiling an 18-6 conference record.

The regular season growth translated to postseason success as the Frogs rallied from a game one loss to Ole Miss in the NCAA College Station Regional to claim the program's first-ever road Regional championship. TCU advanced to its third NCAA Super Regional in the last four years, putting them in elite company as one of only eight schools to hold that distinction.

In all, the 2012 squad put together a 40-22 record. Preston Morrison was tabbed the MW Pitcher and Freshman of the Year, while five others earned all-conference accolades. Additionally, Morrison was tabbed a third-team All-American as well as a Freshman All-American. At the end of the season, the Frogs saw six players drafted.

2011 saw the Horned Frogs continue a trend that started with the 2009 campaign when they were selected to host a regional for the third straight season. That distinction left them in select company as only five other teams had hosted each of the last three seasons.

The honor of hosting came on the heels of a 42-17 regular season that saw the Frogs win their sixth straight regular season crown. TCU dominated the league field, posting a 20-3 record. Ten Frogs were honored as all-conference performers, while Schlossnagle was tabbed MW Coach of the Year for the sixth straight season. TCU finished ranked as high as 17th in the national polls.

Schlossnagle and staff set a new standard in the baseball program when a school-record eight athletes were drafted in the 2011 MLB draft. Additionally, two more signed free-agent contracts to join the professional ranks.

When Schlossnagle was hired in the summer of 2003, he made no secret his goal was to take the TCU baseball program to the top. His vision included conference championships, hosting NCAA Regionals, NCAA Super Regionals and taking the Horned Frogs, TCU and the Fort Worth community to the College World Series. That dream was finally realized in 2010.

Schlossnagle delivered on that promise made in July of 2003 when he guided the 2010 team to their first-ever College World Series appearance. Getting there was not easy, but the Frogs did so in record-breaking fashion. TCU finished the season ranked No. 3 unanimously after compiling a school-record 54-14 record and coming within one game of playing for the National Championship.

TCU produced a regular season record of 43-11. Along the way, TCU climbed to the top of the Mountain West, marking their fifth straight league title with a 19-5 record. Prior to the start of the 2010 conference tournament, 10 Frogs were tabbed all-conference performers, while Schlossnagle took home his fifth straight conference Coach of the Year honor.

TCU reclaimed its hold on the conference tournament title with a 3-0 sweep. Following the championship, the Frogs officially set off on the "Road to Omaha" when they were selected as a host site and a No. 1 seed for the second straight season. TCU made quick and easy work of the regional field to earn a second shot at Texas in the Super Regionals. In what was billed as the best pitching match-up in the nation, the Frogs came out on top, reversing their fortunes from 2009. The Frogs won the opener and rode a dominating pitching performance to a 4-1 victory in the decisive game three all the way

to Omaha, Neb.

Instantly a fan favorite, the Frogs didn't disappoint. Schlossnagle guided the Frogs to a 3-2 record in the series, falling a game short of reaching the championship series.

The postseason accolades were many, headlined by the NCBWA selecting Schlossnagle as its National Coach of the Year. Bryan Holaday was tabbed as the 2010 Johnny Bench Award winner and Matt Purke was named the National Freshman of the Year by all major publications. Purke, Holaday and Steven Maxwell were all tabbed as All-Americans.

The program reached new heights in 2009 under Schlossnagle's leadership. One of the nation's most difficult schedules paid dividends as the Frogs earned their first-ever No. 1 seed and hosted a regional. Hosting proved to be just the right combination to propel the Frogs into their first Super Regional after sweeping through the Regional with a win over Wright State and two victories over Oregon State.

TCU finished the campaign with a 40-18 record, its fourth overall and third-straight 40-win season, and came one win away from reaching the College World Series, pushing the national runner-up, Texas, to a decisive third game.

Along the way, the Frogs claimed their fourth straight regular season crown and saw seven members earn all-conference recognition. Schlossnagle took home Coach of the Year honors for the fourth straight season.

After a successful 2007 campaign, the Horned Frogs raised the bar yet again in 2008. Playing one of the most difficult schedules in the nation, the Frogs finished the season with a 44-19 record. TCU's marquee series victory of 2008 came against Ole Miss, who was ranked No. 2 at the time. The campaign also saw the MWC tournament played at Lupton Stadium for the first time in school history. The home field advantage propelled the Frogs to their fifth-straight tournament crown, enabling them to sweep the conference titles for the third straight season.

Eight Frogs were named to the all-conference team, while Schlossnagle claimed his third consecutive Coach of the Year award. At the culmination of the season, Schlossnagle saw

the second player in school history taken in the first round of the MLB draft as Andrew Cashner was selected by the Chicago Cubs with the 19th overall pick. All told, three Frogs were drafted in the first 27 rounds of the 2008 draft.

Each season under Schlossnagle has seen a new milestone achieved and 2007 was no different. For the first time in school history, the Frogs reached the 40-win plateau in the regular season, en route to an amazing 48-14 record. The team tallied two wins in the NCAA tournament for the first time, reaching the regional finals and falling just short against the tournament's No. 2 national seed, Rice.

He also saw an unprecedented 11 athletes earn all-conference recognition as well as earning his second straight conference Coach of the Year crown. This came on the heels of another successful run in the MWC as the Frogs set a new mark for win percentage with a 20-3

(.870) record in league play. The Frogs claimed their second straight regular season crown and fourth consecutive tournament title.

In 2006, just his third season at TCU, Schlossnagle produced the school's first regular season conference title since 1994 as the team topped the MWC standings with a 17-5 league mark. TCU earned its third straight berth in the NCAA Regionals, becoming one of just 26 schools to appear in the playoffs each of the last three seasons, when it claimed its third consecutive conference tournament crown. It was the second time in his career that he has led a team to both the regular season and tournament titles, having done so in 2003 at UNLV.

His efforts on the bench in 2006 earned him his second career Mountain West Conference Coach of the Year Award. He mentored his second consecutive conference Pitcher of the Year and saw five Frogs earn first-team all-Mountain West accolades and two more garner second-team honors.

The 2006 season also brought another honor as Schlossnagle was selected as an assistant coach for Team USA. Alongside former Frog Jake Arrieta, the duo helped Team USA defend its gold medal as they swept through the FISU World Championships in Cuba. The CNT completed its most successful summer in history as they posted a 28-2-1 (.919) record and won the gold medal on Cuban soil for the first time in the history of USA Baseball.

In his first season, Schlossnagle led the Frogs to a then-school-record 39 wins and to their first appearance in the NCAA Regionals since 1994. He led the squad to the NCAA automatic berth when he coached them to the Conference USA Tournament championship. The tournament championship was the first-ever by a TCU squad.

In 2005, the Frogs posted their second straight successful season under Schlossnagle's tutelage. He led them to a second-consecutive berth in the NCAA Regionals and another conference title. His 2005 team won 41 games, the first-ever 40-win season in school history.

Prior to his time at TCU, Schlossnagle spent two years as head coach of the UNLV baseball program. In just two seasons, the Rebels owned a 77-47 record under Schlossnagle, good for a .621 winning percentage.

Prior to UNLV, Schlossnagle served an eight-year stint at Tulane as associate head coach and recruiting coordinator for the Green Wave. Schlossnagle joined the Tulane program in August of 1993 and was an integral part of the Green Wave's success, helping Tulane to six NCAA Regional appearances during his tenure. Schlossnagle served as the Green Wave recruiting coordinator for the last five years and garnered three nationally ranked recruiting classes which helped produce two 48-win seasons and a number one NCAA Regional seed.

Prior to arriving in New Orleans, Schlossnagle served as the pitching coach at Clemson in 1993. The Tigers finished that campaign with a 45-20 record, an Atlantic Coast Conference championship and a third place finish in the NCAA Midwest Regional. Seven members of the '93 Clemson pitching staff were drafted into professional baseball.

Schlossnagle spent three seasons as an assistant at Elon (N.C.) College where he helped lead his alma mater to a 99-41 record, two South Atlantic Conference Championships, a District 26 title and an Area 7 Regional appearance.

A native of Hagerstown, Md., Schlossnagle was a pitcher on the 1989 Elon squad that finished 39-7 and appeared in the NAIA World Series. He graduated magna cum laude with a bachelor's degree in physical education in 1992 and earned a master's of education in human performance and health promotion from the University of New Orleans in 1995.

Schlossnagle and his wife, Kami, have a son, Jackson Lambert, and a daughter, Kathleen Grace.



NCAA POSTSEASON UNDER SCHLOSSNAGLE: Regional 30-14; Super Regional 11-8; CWS 11-10

2004

NCAA AUSTIN REGIONAL DISCH-FALK FIELD AUSTIN, TEXAS

June 4	Oral Roberts		L	5-6
June 5	Youngstown State	W		12-8
June 5	Oral Roberts		L	1-10

2005

NCAA WACO REGIONAL BAYLOR BALLPARK WACO, TEXAS

June 4	Stanford	W		5-1
June 5	Baylor		L	3-8
June 5	Stanford		L	4-12

2006

NCAA NORMAN REGIONAL L. DALE MITCHELL PARK NORMAN, OKLA.

June 2	Oklahoma	W		6-5
June 3	Wichita State		L	8-18
June 4	Oklahoma		L	6-15

2007

NCAA HOUSTON REGIONAL RECKLING PARK HOUSTON, TEXAS

June 1	Baylor 2	W		3-2
June 2	Rice		L	3-6
June 3	Baylor	W		10-5
June 3	Rice		L	1-3

2008

NCAA STILLWATER REGIONAL ALLIE P. REYNOLDS STADIUM STILLWATER, OKLA.

May 30	Wichita State		L	5-8
May 31	Western Kentucky	W		10-5
June 1	Oklahoma State		L	8-9

2009

NCAA FORT WORTH REGIONAL LUPTON STADIUM FORT WORTH, TEXAS

May 29	Wright State	W		6-3
May 30	Oregon State	W		13-1
May 31	Oregon State	W		5-4

NCAA AUSTIN SUPER REGIONAL UFCU DISCH-FALK FIELD AUSTIN, TEXAS

June 6	Texas		L	4-10
June 7	Texas	W		3-2
June 8	Texas		L	2-5

2010

NCAA FORT WORTH REGIONAL LUPTON STADIUM FORT WORTH, TEXAS

June 4	Lamar	W		16-3
June 5	Arizona	W		11-5
June 6	Baylor	W		9-0

NCAA AUSTIN SUPER REGIONAL UFCU DISCH-FALK FIELD AUSTIN, TEXAS

June 11	Texas	W		3-1
June 12	Texas		L	1-14
June 13	Texas	W		4-1

COLLEGE WORLD SERIES ROSENBLATT STADIUM OMAHA, NEB.

June 19	Florida State	W		8-1
June 21	UCLA		L	3-6
June 23	Florida State	W		11-7
June 25	UCLA	W		6-2
June 26	UCLA		L	3-10

2011

NCAA FORT WORTH REGIONAL LUPTON STADIUM FORT WORTH, TEXAS

June 3	Oral Roberts	W		10-2
June 4	Dallas Baptist		L	2-3
June 5	Oral Roberts		L	4-8

2012

NCAA COLLEGE STATION REGIONAL BLUE BELL PARK COLLEGE STATION, TEXAS

June 1	Ole Miss		L	2-6
June 2	Dayton	W		28-12
June 3	Texas A&M	W		10-2
June 3	Ole Miss	W		5-2
June 4	Ole Miss	W		7-4

NCAA LOS ANGELES (UCLA) SUPER REGIONAL JACKIE ROBINSON STADIUM LOS ANGELES, CALIF.

June 8	UCLA		L	2-6
June 9	UCLA		L	1-4

2014

NCAA FORT WORTH REGIONAL LUPTON STADIUM FORT WORTH, TEXAS

May 30	Siena	W		2-1 (11)
May 31	Sam Houston State	W		3-2 (22)
June 1	Sam Houston State	W		6-1

NCAA FORT WORTH SUPER REGIONAL LUPTON STADIUM FORT WORTH, TEXAS

June 7	Pepperdine	W		3-2
June 8	Pepperdine		L	2-3
June 9	Pepperdine	W		6-5

COLLEGE WORLD SERIES TD AMERITRADE PARK OMAHA, NEB.

June 15	Texas Tech	W		3-2
June 17	Virginia		L	2-3 (15)
June 19	Ole Miss		L	4-6

2015

NCAA FORT WORTH REGIONAL LUPTON STADIUM FORT WORTH, TEXAS

May 29	Sacred Heart	W		10-0
May 30	NC State		L	4-5
May 31	Stony Brook	W		8-3
May 31	NC State	W		8-2
June 1	NC State	W		9-8 (10)

NCAA FORT WORTH SUPER REGIONAL LUPTON STADIUM FORT WORTH, TEXAS

June 6	Texas A&M	W		13-4
June 7	Texas A&M		L	1-2 (10)
June 8	Texas A&M	W		5-4 (16)

COLLEGE WORLD SERIES TD AMERITRADE PARK OMAHA, NEB.

June 14	LSU	W		10-3
June 16	Vanderbilt		L	0-1
June 18	LSU	W		8-4
June 19	Vanderbilt		L	1-7

2016

NCAA FORT WORTH REGIONAL LUPTON STADIUM FORT WORTH, TEXAS

June 3	Oral Roberts	W		7-0
June 4	Gonzaga	W		4-3
June 5	Arizona State	W		8-1

NCAA COLLEGE STATION (TEXAS A&M) SUPER REGIONAL BLUEBELL PARK COLLEGE STATION, TEXAS

June 10	Texas A&M	W		8-2
June 11	Texas A&M		L	1-7
June 12	Texas A&M	W		4-1

COLLEGE WORLD SERIES TD AMERITRADE OMAHA, NEB.

June 19	Texas Tech	W		5-3
June 21	Coastal Carolina	W		6-1
June 24	Coastal Carolina		L	1-4
June 25	Coastal Carolina		L	5-7

2017

NCAA FORT WORTH REGIONAL LUPTON STADIUM FORT WORTH, TEXAS

June 3	Central Conn. State	W		9-6
June 4	Virginia	W		5-1
June 5	Dallas Baptist	W		15-3

NCAA FORT WORTH SUPER REGIONAL LUPTON STADIUM FORT WORTH, TEXAS

June 10	Missouri State	W		3-2
June 11	Missouri State	W		8-1

COLLEGE WORLD SERIES TD AMERITRADE OMAHA, NEB.

June 18	Florida		L	0-3
June 20	Texas A&M	W		4-1
June 22	Louisville	W		4-3
June 23	Florida	W		9-2
June 24	Florida		L	0-3

FROG TRENDS UNDER SCHLOSSNAGLE

The Opposition

Overall	615-272
Non-conference	370-178
Conference	245-94
Conference USA	39-21
Mountain West Conference	128-32
Big 12 Conference	78-41
Home	341-106
Away	200-124
Neutral	74-42
NCAA Postseason	52-32
vs. Ranked Teams	110-107

Day of the Week

Monday	13-4
Tuesday	88-50
Wednesday	27-11
Thursday	42-10
Friday	153-61
Saturday	163-74
Sunday	129-62

Month

February	72-42
March	159-87
April	183-62
May	158-51
June	43-30

Statistical Breakdown

Leading after six	497-37
Trailing after six	60-204
Tied after six	58-31
Leading after seven	515-31
Trailing after seven	48-215
Tied after seven	41-23
Leading after eight	536-10
Trailing after eight	25-224
Tied after eight	40-33
Scored first	418-95
Opponent scored first	197-177
One-run games	118-85
Two-run games	70-41
Five+ run games	287-76
Extra Innings	39-19

INDIVIDUAL HONORS UNDER SCHLOSSNAGLE

JOHNNY BENCH AWARD

Bryan Holaday (2010)

NATIONAL FRESHMAN OF THE YEAR

Matt Purke (2010)

ALL-AMERICAN

Robbie Findlay (2004) - HM
 Lance Broadway (2005) - 1st Team
 Jake Arrieta (2006) - 2nd Team
 Chad Huffman (2006) - 3rd Team
 Andrew Cashner (2008) - 2nd Team
 Bryan Holaday (2010) - 2nd Team
 Steven Maxwell (2010) - 2nd Team
 Matt Purke (2010) - 2nd Team
 Kyle Winkler (2011) - 3rd Team
 Preston Morrison (2012) - 3rd Team
 Riley Ferrell (2014) - 2nd Team
 Brandon Finnegan (2014) - 2nd Team
 Preston Morrison (2014) - 2nd Team
 Riley Ferrell (2015) - 1st Team
 Preston Morrison (2015) - 2nd Team
 Cody Jones (2015) - 2nd Team
 Alex Young (2015) - 2nd Team
 Luken Baker (2016) - 2nd Team
 Evan Skoug (2017) - 1st Team
 Jared Janczak (2017) - 2nd Team

FRESHMAN ALL-AMERICAN

Chad Huffman (2004)
 Shelby Ford (2004)
 German Duran (2004)
 Matt McGuirk (2005)
 Andrew Walker (2005)
 Sean Hoelscher (2008)
 Trent Appleby (2008)
 Matt Purke (2010)
 Josh Elander (2010)
 Andrew Mitchell (2011)
 Stefan Crichton (2011)
 Preston Morrison (2012)
 Kevin Cron (2012)
 Riley Ferrell (2013)
 Boomer White (2013)
 Alex Young (2013)
 Tyler Alexander (2014)
 Evan Skoug (2015)
 Connor Wanhanen (2015)
 Luken Baker (2016)
 Dalton Horton (2016)
 Josh Watson (2016)
 Nick Lodolo (2017)

ACADEMIC ALL-AMERICAN

Josh Elander (2012) - 3rd Team

PITCHER OF THE YEAR

Lance Broadway (2005) - C-USA
 Jake Arrieta (2006) - Mountain West
 Steven Maxwell (2010) - Mountain West
 Preston Morrison (2012) - Mountain West
 Preston Morrison (2014) - Big 12

FRESHMAN OF THE YEAR

Chad Huffman (2004) - Conference USA
 Matt Purke (2010) - Mountain West
 Preston Morrison (2012) - Mountain West
 Connor Wanhanen (2015) - Big 12
 Luken Baker (2016) - Big 12

PLAYER OF THE YEAR

Cody Jones (2015) - Big 12
 Evan Skoug (2017) - Big 12

SCHOLAR-ATHLETE OF THE YEAR

Jantzen Witte (2013) - Big 12

FIRST TEAM ALL-CONFERENCE

CONFERENCE USA

Shelby Ford (2005)

Lance Broadway (2005)

MOUNTAIN WEST

Andrew Walker (2006)

Chad Huffman (2006)

Austin Adams (2006)

Jake Arrieta (2006)

Sam Demel (2006)

Andrew Walker (2007)

Bryan Kervin (2007)

Clint Arnold (2007)

Austin Adams (2007)

Jake Arrieta (2007)

Sam Demel (2007)

Bryan Holaday (2008)

Ben Carruthers (2008)

Clint Arnold (2008)

Tyler Lockwood (2008)

Andrew Cashner (2008)

Matt Vern (2009)

Trent Appleby (2009)

Bryan Holaday (2010)

Matt Curry (2010)

Jerome Pena (2010)

Taylor Featherston (2010)

Jason Coats (2010)

Branca Rivera (2010)

Matt Purke (2010)

Steven Maxwell (2010)

Tyler Lockwood (2011)

Taylor Featherston (2011)

Jantzen Witte (2011)

Kyle Winkler (2011)

Jerome Pena (2011)

Jason Coats (2011)

Jason Coats (2012)

Preston Morrison (2012)

Andrew Mitchell (2012)

BIG 12

Preston Morrison (2013)

Preston Morrison (2014)

Brandon Finnegan (2014)

Boomer White (2014)

Riley Ferrell (2014)

Cody Jones (2015)

Preston Morrison (2015)

Riley Ferrell (2015)

Connor Wanhanen (2015)

Alex Young (2015)
 Luken Baker (2016)
 Elliott Barzilli (2016)
 Evan Skoug (2017)
 Cam Warner (2017)
 Austen Wade (2017)
 Jared Janczak (2017)

SECOND TEAM ALL-CONFERENCE

CONFERENCE USA

Shelby Ford (2004)

Clayton Jerome (2004)

Chad Huffman (2004)

Robbie Findlay (2004)

Chad Huffman (2005)

Matt Carpenter (2006)

Bryan Kervin (2006)

Matt Vern (2007)

Keith Conlon (2007)

Steven Trout (2007)

Chance Corgan (2007)

Chris Johnson (2007)

Matt Carpenter (2008)

Chris Ellington (2008)

Sean Hoelscher (2008)

Bryan Holaday (2009)

Taylor Featherston (2009)

Matt Carpenter (2009)

Chris Ellington (2009)

Taylor Cragin (2009)

Kyle Winkler (2010)

Josh Elander (2011)

Branca Rivera (2011)

Steven Maxwell (2011)

Stefan Crichton (2011)

Trent Appleby (2011)

Jantzen Witte (2012)

Kevin Allen (2012)

Kyle Von Tungeln (2012)

BIG 12

Jantzen Witte (2013)

Alex Young (2013)

Kevin Cron (2014)

Derek Odell (2014)

Tyler Alexander (2014)

Keaton Jones (2015)

Dalton Horton (2016)

Evan Skoug (2016)

Dane Steinhagen (2016)

Cam Warner (2016)

Luken Baker (2017)

Nolan Brown (2017)

Sean Wymer (2017)

Nick Lodolo (2017)

HONORABLE MENTION

BIG 12

Brandon Finnegan (2013)

Paul Hendrix (2013)

Boomer White (2013)

Kyle Bacak (2014)

Garrett Crain (2014)

Dylan Fitzgerald (2014)

Cody Jones (2014)
 Keaton Jones (2014)
 Tyler Alexander (2015)
 Nolan Brown (2015)
 Jeremie Fagnan (2015)
 Derek Odell (2015)
 Evan Skoug (2015)
 Dane Steinhagen (2015)
 Trey Teakell (2015)
 Mitchell Traver (2015)
 Durbin Feltman (2016)
 Jared Janczak (2016)
 Austen Wade (2016)
 Josh Watson (2016)
 Durbin Feltman (2017)
 Brian Howard (2017)

ALL-FRESHMAN TEAM

CONFERENCE USA

Chad Huffman (2004)

Shelby Ford (2004)

German Duran (2004)

Andrew Walker (2005)

Matt McGuirk (2005)

BIG 12

Riley Ferrell (2013)

Boomer White (2013)

Alex Young (2013)

Tyler Alexander (2014)

Evan Skoug (2015)

Connor Wanhanen (2015)

Luken Baker (2016)

Durbin Feltman (2016)

Dalton Horton (2016)

Josh Watson (2016)

DRAFTED PLAYERS

Eugene Espineli (2004)

Clayton Jerome (2004)

Lance Broadway (2005)

Kyle Dahlberg (2005)

Stuart Musslewhite (2005)

Shawn Ferguson (2005)

Chad Huffman (2006)

Brad Furnish (2006)

Shawn Ferguson (2006)

Brent Allar (2006)

Sam Demel (2007)

Andrew Walker (2007)

Jake Arrieta (2007)

Chance Corgan (2007)

Keith Conlon (2007)

Cody Dunbar (2007)

Seth Garrison (2007)

Andrew Cashner (2008)

Seth Garrison (2008)

Bryan Kervin (2008)

Matt Vern (2009)

Matt Carpenter (2009)

Chris Ellington (2009)

Bryan Holaday (2010)

Greg Holle (2010)

Steven Maxwell (2010)

Matt Curry (2010)

Tyler Lockwood (2010)
 Paul Gerrish (2010)
 Matt Purke (2011)
 Taylor Featherston (2011)
 Kyle Winkler (2011)
 Jason Coats (2011)
 Erik Miller (2011)
 Steven Maxwell (2011)
 Jerome Pena (2011)
 Kaleb Merck (2011)
 Josh Elander (2012)
 Kyle Von Tungeln (2012)
 Jason Coats (2012)
 Tyler Duffie (2012)
 Kevin Allen (2012)
 Kaleb Merck (2012)
 Andrew Mitchell (2013)
 Trevor Seidenberger (2013)
 Paul Hendrix (2013)
 Stefan Crichton (2013)
 Jantzen Witte (2013)
 Nick Frey (2013)
 Brandon Finnegan (2014)
 Kyle Bacak (2014)
 Jerick Suiter (2014)
 Kevin Cron (2014)
 Jordan Kipper (2014)
 Cody Jones (2014)
 Alex Young (2015)
 Tyler Alexander (2015)
 Riley Ferrell (2015)
 Cody Jones (2015)
 Preston Morrison (2015)
 Trey Teakell (2015)
 Keaton Jones (2015)
 Mitchell Traver (2015)
 Brian Trieglauff (2016)
 Mitchell Traver (2016)
 Brian Howard (2016)
 Rex Hill (2016)
 Elliott Barzilli (2016)
 Preston Guillory (2016)
 Austen Wade (2017)
 Evan Skoug (2017)
 Brian Howard (2017)
 Mitchell Traver (2017)
 Cam Warner (2017)
 Elliott Barzilli (2017)

MAJOR LEAGUE PLAYERS

Eugene Espineli
 Lance Broadway
 Jake Arrieta
 Andrew Cashner
 Sam Demel
 Chad Huffman
 Matt Carpenter
 Bryan Holaday
 Brandon Finnegan
 Taylor Featherston
 Jason Coats
 Matt Purke
 Stefan Crichton

SCHLOSSNAGLE VS. ALL-TIME OPPONENTS

Opponent	UNLV	TCU	Overall	Opponent	UNLV	TCU	Overall	Opponent	UNLV	TCU	Overall	Opponent	UNLV	TCU	Overall
Abilene Christian	0-0	4-0	4-0	Houston	0-0	14-4	14-4	Oklahoma	0-0	17-21	17-21	Texas State	0-0	8-5	8-5
Air Force	10-3	25-2	35-5	Houston Baptist	0-0	3-1	3-1	Oklahoma State	0-1	16-11	16-12	Texas Southern	0-0	2-0	2-0
Arizona	0-0	1-1	1-1	Incarnate Word	0-0	1-0	1-0	Oral Roberts	0-0	7-3	7-3	Texas Tech	0-0	24-12	24-12
Arizona State	1-2	5-3	6-5	Jacksonville	0-0	4-2	4-2	Oregon State	0-0	2-0	2-0	Tulane	0-0	2-3	2-3
Arkansas	0-0	0-1	0-1	Kansas	0-0	12-8	12-8	Pacific	0-0	2-1	2-1	UAB	0-0	1-2	1-2
Ark.-Pine Bluff	0-0	1-1	1-1	Kansas State	0-0	11-4	11-4	Penn State	0-0	6-0	6-0	UCF	0-0	3-3	3-3
Baylor	0-0	25-16	25-16	Lamar	0-0	1-0	1-0	Pepperdine	1-0	2-2	3-2	UC Irvine	1-2	1-2	2-4
BYU	6-8	26-4	32-12	Long Beach State	0-0	0-1	0-1	Prairie View A&M	0-0	2-0	2-0	UCLA	0-0	2-4	2-4
CS Bakersfield	0-0	3-0	3-0	Louisiana-Lafayette	0-0	1-0	1-0	Purdue	1-0	0-0	1-0	UC Riverside	0-2	0-0	0-2
CS Fullerton	1-5	7-11	8-16	Louisiana-Monroe	0-0	1-0	1-0	Rice	0-0	5-10	5-10	UC Santa Barbara	0-1	4-2	4-3
CS Northridge	1-1	3-0	4-1	Louisville	0-0	7-2	7-2	Sacred Heart	0-0	1-0	1-0	UNC Wilmington	0-0	2-2	2-2
California	4-2	2-1	6-3	Loyola Marymount	0-0	3-1	3-1	Saint Louis	0-0	5-1	5-1	UNLV	0-0	30-4	30-4
Central Conn. St.	1-0	1-0	2-0	LSU	0-0	3-0	3-0	Sam Houston St.	0-0	5-3	5-3	USF	0-0	5-1	5-1
Charlotte	0-0	5-1	5-1	Manhattan	0-0	6-0	6-0	San Diego State	7-7	19-11	26-18	UT Arlington	0-0	27-7	27-7
Cincinnati	0-0	4-2	4-2	Memphis	3-0	5-1	8-1	San Francisco	0-0	1-2	1-2	UTRGV	0-0	25-0	25-0
Coastal Carolina	0-0	1-3	1-3	Michigan State	0-1	1-2	1-3	Santa Clara	0-0	3-0	3-0	UT San Antonio	0-0	3-0	3-0
Col. of Charleston	3-0	0-0	3-0	Minnesota	0-0	2-2	2-2	Siena	0-0	1-0	1-0	Utah	9-5	23-6	32-11
Creighton	2-0	0-0	2-0	Mississippi	0-0	7-7	7-7	Southern Cal	0-1	4-3	4-4	Vanderbilt	0-0	1-2	1-2
Dallas Baptist	0-0	18-12	18-12	Missouri	0-0	1-0	1-0	Southern Illinois	0-0	3-0	3-0	Vermont	0-0	3-0	3-0
Dartmouth	0-0	3-0	3-0	Missouri State	0-0	2-0	2-0	Southern Miss	0-0	5-4	5-4	Villanova	3-0	0-0	3-0
Dayton	0-0	1-0	1-0	Murray State	0-0	3-0	3-0	Southern Utah	6-0	0-0	6-0	Virginia	0-0	1-1	1-1
East Carolina	0-0	4-3	4-3	Nevada	3-3	0-0	3-3	St. John's	1-0	2-0	3-0	West Virginia	0-0	14-4	14-4
Florida	0-0	1-2	1-2	New Mexico	11-2	29-12	40-14	Stanford	0-0	1-1	1-1	Western Kentucky	0-0	1-0	1-0
Florida Atlantic	0-0	4-2	4-2	New Mexico State	1-1	0-0	1-1	Stephen F. Austin	0-0	4-3	4-3	Wichita State	0-0	9-5	9-5
Florida State	0-0	2-0	2-0	NC State	0-0	3-1	3-1	Stony Brook	0-0	1-0	1-0	Wright State	0-0	3-1	3-1
Furman	0-0	1-0	1-0	Northern Colorado	0-0	1-0	1-0	Texas	0-0	17-9	17-9	Youngstown State	0-0	1-0	1-0
George Washington	1-0	0-0	1-0	Northwestern St.	0-0	2-0	2-0	Texas A&M	0-0	9-6	9-6	Totals	77-47	615-272	692-3



ASSOCIATE HEAD COACH BILL MOSIELLO #14 FIFTH SEASON

Bill Mosiello joined the coaching staff in the summer of 2013. Named associate head coach, Mosiello assumed the role of hitting/offensive coach and serves as the third base coach during games.

Mosiello came to TCU after spending two seasons at Tennessee serving as the recruiting coordinator and hitting instructor. He has over 20 years of collegiate coaching experience and seven more years of experience as a minor league manager.

"Bill is considered one of the best teachers of the game of baseball at any level," said Schlossnagle. "His experience throughout not only college baseball but as a manager of successful minor league teams will truly help elevate the development of our players."

"He brings relentless energy every single day. I look forward to our offense developing

that kind of identity."

Since his arrival on campus, Mosiello has helped guide the team to four straight appearances in the College World Series. One of the most respected offensive minds in the game, the Frogs have flourished under his guidance. The Horned Frogs have led the Big 12 in batting average in two of the last three seasons. Additionally, TCU has become one of the top base-running teams, ranking sixth nationally with 416 stolen bases over the last four campaigns. Twice the Frogs have surpassed the 100-stolen base mark.

The Frogs are averaging 6.1 runs per game over the last four seasons. They have ranked in top 50 nationally in runs per game each of the last four campaigns. Along with the increased run production, TCU's home run totals have climbed each season, reaching 58 in 2017, the most since the 2010 campaign.

In his first season on campus, TCU ranked in the top half of the Big 12 in all offensive categories. The group stole 93 bases, the most of any TCU team coached by Schlossnagle. A new approach at the plate helped the group boast a .368 on-base percentage, up 33 points from 2012.

The team batting average ballooned 32 points and ranked in the top 100 nationally. Five Frogs put together career years at the plate. Cody Jones swiped 29 bases to rank 13th national. All eight position players earned all-conference accolades.

Those improvements carried over to the 2015 campaign as the Frogs led the Big 12 in batting average and ranked 79th nationally with a .285 mark. For just the fourth time in school history, TCU swiped over 100 bases, finishing with 119 to rank fifth nationally.

Eight members of the starting lineup earned all-conference accolades, while Cody Jones became the first Horned Frog since 1999 to earn league Player of the Year honors. Jones was also honored as an All-American by various publications after a season in which he paced the Frogs with a .353 batting average and 33 stolen bases.

In addition to his efforts at the plate, his guidance came through on the defensive side as well. The Frogs ranked eighth nationally with a school-record .979 fielding percentage.

With a brand new lineup that at any given time featured five newcomers, the Frogs didn't miss a beat in 2016. For the second straight season, TCU paced the Big 12 in batting average (.302). The Frogs doubled their home run output in 2016, hitting 55, the most since the 2010 campaign. A pair of freshmen, Luken Baker and Josh Watson, led the team with 11 home runs each. TCU once again paced the league with 97 stolen bases.

A group of familiar faces in 2017 led to a preseason No. 1 ranking. The group lived up to its billing, reaching the CWS for the fourth straight year. Once again, the Frogs scored runs at a high rate thanks to another 100-stolen base campaign (108), a mark that ranked seventh nationally, and 58 home runs. Additionally, TCU drew 354 walks to rank fourth nationally. Evan Skoug became TCU's first 20 home run guy since the 1997 campaign en route to earning Big 12 Co-Player of the Year accolades. Six everyday players earned all-conference accolades.

"I am both extremely honored and blessed to have the honor to be named associate head coach by Jim Schlossnagle," said Mosiello. "I am very impressed with the support staff and administration that is in place at TCU."

"From afar I have witnessed Coach Schlossnagle's career at TCU," continued Mosiello. "I am very impressed with what he's accomplished. It's a great privilege to have the opportunity to work with who, in my opinion, is one of the top pitching coaches in the country in Kirk Saarloos. Hopefully along with myself, him and I can become one top assistant coaching duos in the country."

Prior to his stint at Tennessee, Mosiello served as the manager of the Los Angeles Angels of Anaheim's Double-A affiliate, the Arkansas Travelers where he tutored MLB phenom Mike Trout for nearly two full seasons.

"When you look at players like Mike Trout and Todd Helton, and see that a big part of their development and success as professional players can be attributed to their work under Coach Mosiello, you have to be excited for our players to get to work along side him," said Schlossnagle. "He fits our mold of selfless, energetic people that are committed to excellence."

Mosiello joined the Angels organization in 2009, spending his first two seasons as the manager of the single-A Cedar Rapids Kernels. He guided them to a 160-116 record (.580) during the 2009 and 2010 campaigns. Mosiello owns a career managerial record of 383-294 (.566) in the minor leagues, including his two years at Cedar Rapids and parts of three seasons in the New York Yankees organization from 2004-06.

Between his stints with the Yankees and Angels, Mosiello returned to the collegiate ranks as a hitting coach at Southern California in 2007 and at Auburn in 2008.

Prior to USC, Mosiello spent four years as a member of the New York Yankees organization, including two as the manager for the Charleston RiverDogs, the Yankees' single-A affiliate of the South Atlantic League, where he posted a two-year record of 129-98 (.568). He also managed the Battle Creek Yankees in 2004 and spent a season as the hitting instructor for the Trenton Thunder (AA) in the Yankees system.

Before beginning his minor league career, Mosiello spent 15 seasons in the collegiate coaching ranks. After the completion of his playing career at Fresno State in 1986, he began his coaching career at Cerritos College where he posted a 163-34 record in four seasons (1987-90), won four South Coast Conference titles and two California state junior college championships.

Mosiello made the move to the Division I level in 1991, joining Augie Garrido's staff at Cal State Fullerton where he spent two seasons (1991-92). In '92, the Titans advanced to the College World Series championship game, featuring Golden Spikes Award winner and No. 1 overall draft selection Phil Nevin.

After his two years at Tennessee (1993-94) and one season as the pitching coach at Ole Miss (1995), Mosiello spent five seasons (1996-2000) at Oklahoma with part of his tenure as associate head coach. He then spent the 2001 season at Arizona State before joining the Yankees.

Mosiello has earned Manager of the Year honors twice in the Alaska Summer League (1990, 1991) and once in the Cape Cod Baseball League (1998).

Mosiello and his wife, Janelle, have three sons; Shane, Gehrig and Helton.

The Mosiello File

Hometown Sacramento, Calif.
Alma Mater Fresno State (1986)
Married Janelle
Children Shane, Gehrig, Helton

Coaching Career

Head Coach

Cerritos College (1987-90) 163-34 (.827)
Totals **163-34 (.827)**

Assistant Coach

Cal State Fullerton (1991-92) 80-39 (.672)
Tennessee (1993-94, 2012-13) 143-95 (.601)
Mississippi (1995) 40-22 (.645)
Oklahoma (1996-2000) 152-110 (.580)
Arizona State (2001) 37-20-1 (.647)
USC (2007) 27-29 (.482)
Auburn (2008) 28-28 (.500)
TCU (2014-present) **198-69 (.742)**
Totals **704-412-1 (.631)**

Professional Baseball

GCL Yankees (2003) 26-31
Battle Creek Yankees (2004) 58-50
Charleston River Dogs (2005-06) 129-98
Cedar Rapids Kernels (2009-10) 160-116
Arkansas Travelers (2011) 36-30
Totals **409-325 (.557)**

NCAA Division I Year By Year

Year	Overall	Conf.	Postseason
1991	34-22	15-6	—
1992	46-17	17-7	College World Series
1993	45-20	20-10	NCAA Regionals
1994	52-14	24-5	NCAA Regionals
1995	40-22	14-12	NCAA Regionals
1996	32-25	15-14	—
1997	39-20	18-11	NCAA Regionals
1998	42-20	17-11	NCAA Regionals
1999	30-29	12-18	—
2000	9-16	5-4	—
2001	37-20-1	14-10	NCAA Regionals
2007	27-29	8-16	—
2008	28-28	11-19	—
2012	24-31	8-22	—
2013	22-30	8-20	—
2014	48-18	17-7	College World Series
2015	51-15	18-5	College World Series
2016	49-18	15-9	College World Series
2017	50-18	16-8	College World Series





ASSISTANT COACH KIRK SAARLOOS #2 SIXTH SEASON

Kirk Saarloos joined the coaching staff in the summer of 2012 after two seasons as the pitching coach at Cal State Fullerton. He assumed the duties of pitching coach. In the summer of 2013, Saarloos was promoted to recruiting coordinator.

"We are so very excited to welcome Kirk, Kristen and their children to the Horned Frog family," said head coach Jim Schlossnagle. "Kirk is one of the most talented coaches that I have been around in my years of college coaching. He is ridiculously intelligent and knowledgeable in all areas of pitching but at the same time is constantly looking to learn more and improve. Obviously, his playing career provided him the opportunity to compete at the major league level for six years and that experience really helps all of our players, not just our pitchers."

"My family and I are thankful for the faith that Coach Schlossnagle has put in us," said Saarloos. "We are truly excited to become part of the Fort Worth community and TCU family. I am looking forward to developing student-athletes at a high level and continuing the great tradition

of the TCU baseball program."

In his short time at TCU, his presence has been felt both on the field and off the field. Saarloos, in addition to his duties as the recruiting coordinator, has mentored one of the nation's top pitching staffs over the last five seasons which has been key factor in TCU's four straight trips to the College World Series.

The Horned Frogs' 2.93 ERA since his arrival is fifth nationally. TCU led the nation with a 2.22 ERA in 2014 and ranked second in 2015 with a 2.45 ERA. Additionally, the TCU pitching staff has tossed the second-most shutouts (34) nationally over the last four years.

Saarloos was tasked with coaching an interesting mix of veterans and newcomers in 2017. The starting rotation had plenty of experience, but the bullpen featured just two pitchers with significant mound time under their belts. The group peaked at the right time in helping TCU to the CWS. The Frogs allowed three or fewer runs in all 10 NCAA postseason contests.

TCU set a school-record with 643 strikeouts and ranked sixth nationally in K:BB ratio (3.09), 10th in K/9 (9.5) and 11th in WHIP (1.22). Jared Janczak earned All-American honors, while Brian Howard's 12 wins were the second-most in the nation. Durbin Feltman set a school record with 17 saves. Sean Wymer was selected to the USA Baseball Collegiate National Team.

The 2016 season presented Saarloos with new challenges following the departure of three starting pitchers and the all-time saves leader at TCU. At the conclusion of the 2015 campaign, TCU bid adieu to eight seniors in addition to a pair of drafted underclassmen. Heading into the 2016 season, the Frogs needed to replace 48 starts, 14 saves and 406 innings on the mound.

TCU showed no signs of let up as Saarloos brought in a group of 15 newcomers to fill the vacancies, helping to lead TCU to a third straight appearance in the College World Series. Luken Baker was named an All-American in addition to earning TCU's second-straight Big 12 Freshman of the Year honor. The Frogs also had four Freshmen All-Americans. TCU once again boasted one of the top pitching staffs in the country. The Frogs ranked first in the Big 12 and 16th in ERA (3.18), fifth nationally with nine shutouts and 16th in K:BB ratio (2.81).

His efforts on and off the field, garnered Saarloos the 2016 D1Baseball.com National Assistant Coach of the Year award.

A year removed from leading the nation in ERA, TCU once again fielded a dominating pitching staff that finished second in the nation with a 2.45 ERA in 2015. The dynamic group led the nation in WHIP (1.04) and ranked second with 10 shutouts and a 3.94 K:BB ratio. Additionally, the staff ranked in the top-6 in two other pitching categories: H/9 (5th, 7.24) and B/9 (6th, 2.16).

Three Frogs (Riley Ferrell, Preston Morrison and Alex Young) were tabbed All-Americans at the conclusion of the season. All three were drafted in the first eight rounds of the 2015 draft. Also drafted in June were Tyler Alexander in the second round, Trey Teakell in the ninth round and Mitchell Traver in the 28th round.

The 2014 squad rode the arms of their pitching staff all the way to the College World Series. Under his guidance, the group led the nation in ERA at 2.22. In addition, they ranked in the top six in all major pitching categories: H/9 (6th, 7.07), K:BB ratio (2nd, 3.80), K/9 (6th, 8.4), WHIP (2nd, 1.03) and BB/9 (5th, 2.22). Additionally, the Frogs set a school and Big 12 record with 14 shutouts on the season.

The staff will go down as one of the best in TCU history as they set a then-school record with 574 strikeouts in addition to posting the lowest ERA since the 1972 season. Riley Ferrell established a new mark for saves in a season at the time with 15, while Preston Morrison's 129 2/3 innings pitched are a school record. In addition to his innings pitched, Morrison posted the lowest individual ERA since 1972.

Three members of the pitching staff (Morrison, Brandon Finnegan and Ferrell) earned All-America accolades from various publications. Morrison was tabbed the Big 12 Pitcher of the Year, while Finnegan was the 17th overall draft pick in the 2014 MLB First-year Player Draft. Alexander earned Freshman All-American honors in addition to being named second-team All-Big 12. Finnegan went on to make history in the summer of 2014 as he became the first player in history to appear in both the College World Series and the Major League Baseball World Series in the same year.

"He truly has a passion for college baseball and developing young people both on and off the field," said Schlossnagle. "Kirk has been a difference maker in our program despite having only been here a very short time."

The impact of Saarloos' tutelage was immediate as the Frogs boasted one of the top pitching staffs in the country in 2013. They were top 15 nationally in most pitching categories, including ERA (15th, 2.78), K:BB (11th, 2.82) and WHIP (11th, 1.15). The group produced the lowest team ERA in TCU history since 1968. TCU's season ERA ranked second in the Big 12, while its 2.47 ERA in league play was tops among conference opponents. Additionally, the Frogs racked up 449 strikeouts and held opponents to a .230 batting average against. Both marks were second in the league.

Individually, the pitching staff saw numerous members receive multiple honors. Morrison was honored as a first-team All-Big 12 performer, while Young was named second-team all-conference. Ferrell, along with Young, was named to the Big 12 All-Freshman team. Finnegan, Morrison and Ferrell each earned a spot on the 24-man USA Baseball Collegiate National Team roster.

Saarloos joined the Titan coaching staff in 2011 after wrapping up a seven-year major league. He spent his first season on staff as an undergraduate assistant for Dave Serrano. Saarloos moved into the role of pitching coach when Rick Vanderhook took over the head coaching duties in the summer of 2011.

In his two seasons at Fullerton, the Titans put together a 77-38 (.670) record and won two Big West titles.

After taking over the pitchers in the fall of 2011, Saarloos coached a predominantly freshman and sophomore pitching staff to a team ERA of 3.18. They fanned 336 batters and limited opponents to a .250 batting average against. The group led the country in fewest walks per nine innings, ranked third in K:BB ratio and fifth in WHIP. At the end of the season, four pitchers earned Freshman All-American accolades.

Under his guidance, Dylan Floro was named the 2012 Big West Pitcher of the Year. The junior compiled a 10-4 record in 17 appearances. In 15 starts, the right-hander tossed three complete games. He went on to be drafted in the 13th round of the 2012 MLB draft.

Saarloos spent seven years in the major leagues, playing for Houston (2002-03), Oakland (2004-06, 08) and Cincinnati (2007). In 2001, he was drafted 86th overall (3rd round) by Houston after a decorated collegiate career at Cal State Fullerton.

In seven seasons in the big leagues, Saarloos made 73 starts as part of 165 appearances on the mound. He posted a career record of 29-30 with two saves and a 5.02 ERA. In 509 innings pitched, he fanned 251 batters. He was called up to the majors on June 18, 2002. Saarloos made history on June 11, 2003 as he was one of a major league record six Astro pitchers to combine for a no-hitter against the New York Yankees at Yankee Stadium.

As a player at Cal State Fullerton, he racked up a school-record 127 appearances over his four seasons in a Titan uniform. His first three seasons were spent as a reliever before moving into a starting role as a senior. In 2001, he went on to earn first-team All-American honors and was named the Big West Conference Pitcher of the Year after putting together a 15-2 campaign. He owns one of the Titans three no-hitters as he blanked Pacific on April 8, 2001.

He was 33-12 with a 2.96 ERA in four collegiate seasons. He ranks sixth all-time in innings pitched, second in wins, third in strikeouts and fifth in saves. In two appearances at the College World Series (1999 and 2001), he recorded a save and allowed just two runs in 15 1/3 innings pitched.

Saarloos and his wife, Kristen, have a son, Brady, and two daughters, Emery and Lane.

The Saarloos File

Hometown..... Long Beach, Calif.
Alma Mater..... Cal State Fullerton (2001)
Public Relations
Wife..... Kristen
Children..... Brady, Emery, Lane

Coaching Career

Assistant Coach

Cal State Fullerton (2011-12) 87-35 (.713)
TCU (2013-present) **227-97 (.701)**
Totals..... **314-131 (.706)**

Playing Career

Year	Team	Level
2001	Lexington	Houston Low A
2002	Round Rock	Houston AA
2002	New Orleans	Houston AAA
2002	Houston	MLB
2003	New Orleans	Houston AAA
2003	Houston	MLB
2004	New Orleans	Houston AAA
2004	Oakland	MLB
2004	Sacramento	Oakland AAA
2005	Oakland	MLB
2006	Oakland	MLB
2007	Louisville	Cincinnati AAA
2007	Cincinnati	MLB
2008	Sacramento	Oakland AAA
2008	Oakland	MLB
2009	Columbus	Cleveland AAA

Year By Year

Year	Overall	Conf.	Postseason
2011	46-18	21-3	NCAA Super Regional
2012	41-17	19-5	NCAA Regional
2013	29-28	12-12	—
2014	48-18	17-7	College World Series
2015	51-15	18-5	College World Series
2016	49-18	15-9	College World Series
2017	50-18	16-8	College World Series





VOLUNTEER ASST. ZACH ETHEREDGE
#28 FIFTH SEASON

Zach Etheredge joined the coaching staff in the summer of 2013. Serving as the volunteer assistant, Etheredge is responsible for coaching the catchers, assisting with the hitters and coaching first base.

"We are excited to add Zach to our coaching staff," said Schlossnagle. "He will bring a tremendous amount of energy to our program and is a proven developer of players, especially at the

catching position."

"I am really excited for the opportunity to work with such an outstanding baseball program and such a great staff," said Etheredge. "I hope I can add something to the mix."

Since his arrival on campus, Etheredge has proven to be a perfect compliment to an already experienced coaching staff. TCU is 198-69 (.742) in his four seasons on staff and has claimed a pair of Big 12 Tournament titles and two Big 12 regular season championships, been a national seed three times and advanced to four College World Series.

In his four seasons, Etheredge has mentored a pair of MLB draft picks in Kyle Bacak and Evan Skoug. The Frog catching corps has flourished under his guidance, limiting opponents to 64% success rate (146-for-225) in stolen bases over the last four years. Additionally, the pitching staff boasts a 2.93 ERA over the last four seasons to rank fifth nationally.

The 2015 season presented a big challenge for Etheredge as he was tasked with coaching a talented freshman to catch an experienced pitching staff. Skoug blossomed under his tutelage culminating in being selected in the seventh round of the 2017 draft by the Chicago White Sox. In his three seasons on campus, Skoug earned Freshman All-American honors in addition to being named honorable mention all-conference as a sophomore. He wrapped up a successful career earning 2017 Co-Big 12 Player of the Year as well as being named an All-American. Following his sophomore campaign, Skoug went on to be one of the main catchers on the USA Baseball Collegiate National Team.

Defensively in 2015, the Horned Frogs set a school record and ranked eighth nationally with a .979 fielding percentage. Skoug committed just two errors and had a .996 fielding percentage while helping the pitching staff post a 2.45 ERA, a mark that ranked second nationally.

Etheredge immediately made his presence felt on the diamond upon his arrival. The Frogs saw improvements in all facets of the game, most notably at the plate. Offensively, the Frogs saw a 32 point improvement in their batting average. TCU hit .278 on the season to rank 88th nationally. On the bases, the Frogs swiped 93 bases, ranking 15th nationally.

Defensively, TCU posted a .977 fielding percentage. That mark ranked 11th nationally. Under his guidance, Bacak put together a career season behind the plate. The senior was drafted in the 25th round by the Washington Nationals. He boasted a .993 fielding percentage and threw out 39% of base stealers. After allowing 14 passed balls in 2013, Bacak decreased that total to just five. Additionally, the pitching staff had just 35 wild pitches, down from 55 in 2013.

The former Chicago White Sox farmhand spent the past two seasons as the volunteer assistant at UC Santa Barbara. This past season, he helped coach the Gouchos to a berth in the NCAA Corvallis Regional. The Gouchos finished the season with a 35-25 record. Under his guidance, Jackson Morrow posted a 1.000 fielding percentage and threw out 56% of base stealers.

Prior to his time at UCSB, Etheredge served as an assistant for the Cotuit Kettlers in the Cape Cod League. He was also the head coach in the Texas Fury summer league organization.

In his collegiate playing days, Etheredge was a two-time All-Southland Conference catcher at UTSA. He ranks in the top 10 of most offensive categories, including at-bats, doubles, RBIs and home runs.

Etheredge and his wife, Kasi and their three children reside in Fort Worth.

The Etheredge File

Hometown.....Boerne, Texas
College.....UTSA (2008)
Married.....Kasi
Childred.....Aaron and Addie

Coaching Career

Volunteer Assistant Coach

UCSB (2012-2013).....63-53 (.543)
TCU (2014-present).....198-69 (.742)
Totals.....261-122 (.681)

Year By Year

Year	Overall	Conf.	Postseason
2012	28-28	10-14	—
2013	35-25	17-10	NCAA Regionals
2014	48-18	17-7	College World Series
2015	51-15	18-5	College World Series
2016	49-18	15-9	College World Series
2017	50-18	16-8	College World Series





MEREDITH MONTGOMERY DIRECTOR OF BASEBALL OPERATIONS

Montgomery enters her ninth season as the Director of Baseball Operations. She is responsible for all the administrative aspects of the program, including travel, meals and accommodations. She is also responsible for handling the Diamond Club and overseeing the First Pitch Banquet. Along with that, she serves as the Community Service director and the liaison between umpires and the visiting teams.

"Meredith has been a tremendous addition to our program," said Schlossnagle. "She has a great love and passion for TCU and her organizational and interpersonal skills are off the chart. We are very fortunate to have her heading up all administrative aspects of our program."

A native of Olney, Texas, Montgomery spent four years working in the media relations department while obtaining her undergraduate degree. In her time with the department, Montgomery assisted at all home events, including football, basketball and baseball.

As a student at TCU, Montgomery was very involved in all aspects of campus life. She was a three-year member of the Diamond Darlings as well as being a member of Alpha Chi Omega. She served a year on the executive board before spending her senior year as president of the sorority.

A stand-out in the classroom, Montgomery is a member of the Order of Omega, the Greek Honors Society.

Montgomery has been involved in baseball in some capacity since high school. She kept stats for her high school team before joining the media relations department at TCU as a freshman where she assisted with game day operations for football, basketball and baseball.

In the summer of 2006, Montgomery interned with the Texas Collegiate League's Graham Roughnecks. Her duties with Roughnecks included preparing the game script, on-field promotions and arranging community service appearances.

The following summer, Montgomery interned with the Texas Collegiate League. She was responsible for coordinating bus travel, scheduling promotions and helping with on-field promotions. She also represented the league through on-site visitations as well as running the All-Star Game promotions.

A 2009 graduate of TCU, Montgomery received her Bachelor of Science in Education with an emphasis in Middle School Math. She completed her master's in middle school education. Her sister, Megan, is also a graduate of TCU.

The Montgomery File

Hometown..... Olney, Texas
Alma Mater..... TCU (2009)
Education - Middle School Math
Master's Degree Middle School Education

Career

Director of Baseball Operations
TCU (2010-present) 364-152 (.705)
Totals..... 364-152 (.705)

Year By Year

Year	Overall	Conf.	Postseason
2010	54-14	19-5	College World Series
2011	43-19	20-3	NCAA Regional
2012	40-22	18-6	NCAA Super Regional
2013	29-28	12-12	—
2014	48-18	17-7	College World Series
2015	51-15	18-5	College World Series
2016	49-18	15-9	College World Series
2017	50-18	16-8	College World Series

Wheat enters his 14th year as an athletic trainer at TCU. Wheat is responsible for athletic injury recognition and care, treatment and rehabilitation of the Horned Frogs' baseball team.

Prior to his arrival at TCU, Wheat worked in the Texas Rangers organization from 1976 to 2002, serving as the head athletic trainer at the major league level for the final 11 of those years.

Wheat began his career at the Double-A level in the Texas League with San Antonio and Tulsa. He served in a variety of positions while at the Double-A level being responsible for ordering and overseeing the equipment and running the home clubhouse. On the road, Wheat was responsible for arranging all bus transportation, hotels and meal money distribution.

In 1978, Wheat moved up to the Rangers' Triple-A affiliate, serving in the same capacity as the athletic trainer, equipment manager and traveling secretary. While there, he made stops in Tucson, Charleston, Wichita, Denver and Oklahoma City.

Wheat was promoted to the big league club in 1985 as the assistant athletic trainer. He was responsible for arranging physicians visits and diagnostic appointments as well as ordering the training room supplies. He served in that role until 1992 when he was promoted to the head athletic trainer position for the Rangers. In that role, Wheat communicated with the general manager and the manager on the athletes' status and availability. He was also responsible for ordering medications and managing the department budget.

In 1995, Wheat was selected as the American League Athletic Trainer for the MLB All-Star game. 1998 brought another honor as he was chosen to be the Athletic Trainer for the MLB All-Star Tour of Japan.

In 2003, Wheat was named the athletic trainer for Team USA at the International World Cup of Baseball in Havana, Cuba.

USA Baseball came calling again in the summer of 2009 as he was selected as the assistant athletic trainer for the 2009 World Cup squad that won gold in Europe.

Wheat was once again called on by USA Baseball, this time as the head athletic trainer for the 2010 Collegiate National Team. He was selected to serve the same position for the 2012 Collegiate National Team. His association with the organization continued in the summer of 2013 as he served as the head athletic trainer for the Collegiate National Team. He served his fourth stint as head athletic trainer in the summer of 2016.

Wheat joined the Ben Hogan Sports Therapy Institute in 2003, serving as the trainer for both the Fort Worth Cats baseball team and the Fort Worth Brahmas hockey club.

Wheat got his start in sports medicine as a student at the University of Texas. He graduated in 1975 with a Bachelor of Science in Kinesiology.

Danny and his wife, Nancy live in Flower Mound. They have two sons, Jarrod and Jordan. Both sons attended TCU and worked in the athletic department. Jarrod, a 2012 graduate of TCU, served three seasons as an equipment manager for the baseball team. Jordan spent his collegiate career in the athletic training program.

Hometown.....Flower Mound, Texas
DegreeTexas (1975)
 Kinesiology
Wife..... Nancy
Children Jarrod and Jordan

Texas Rangers 1976-02
Ben Hogan Sports Therapy Institute . 2003-04
TCU 2005-present

Year	Honor
1995	AL MLB All-Star Game
1998	MLB All-Star Tour
2003	Team USA World Cup
2009	Team USA World Cup
2010	USA Baseball Collegiate National Team
2012	USA Baseball Collegiate National Team
2013	USA Baseball Collegiate National Team
2016	USA Baseball Collegiate National Team

Year By Year

Year	Overall	Conf.	Postseason
2005	41-20	20-10	NCAA Regional
2006	39-23	17-5	NCAA Regional
2007	48-14	20-3	NCAA Regional
2008	44-19	19-5	NCAA Regional
2009	40-18	15-5	NCAA Super Regional
2010	54-14	19-5	College World Series
2011	43-19	20-3	NCAA Regional
2012	40-22	18-6	NCAA Super Regional
2013	29-28	12-12	—
2014	48-18	17-7	College World Series
2015	51-15	18-5	College World Series
2016	49-18	15-9	College World Series
2017	50-18	16-8	College World Series





Ross Bailey **Associate Athletics Director**

Longtime TCU athletic trainer Ross Bailey is in his 16th year as the University's Senior Associate Athletics Director for Operations. In his role, Bailey supervises the sports medicine department, equipment room, video services, strength and development and baseball programs. He also directs and manages the game-day operations for TCU football, basketball and baseball, while overseeing new facility development and construction and the maintenance of current facilities.

Prior to taking on his new responsibilities, Bailey spent the previous 22 years as head athletic trainer at TCU. A certified and licensed athletic trainer, he is a member of NATA and serves as a member on the Board of Athletic Training for the Texas Department of Health. He also works as an associate on the Justin Boots Sports Medicine Team.

Before taking on his new responsibilities, Bailey spent the previous 22 years as head athletic trainer at TCU. A certified and licensed athletic trainer, he is a member of NATA and serves as a member on the Board of Athletic Training for the Texas Department of Health. He also works as an associate on the Justin Boots Sports Medicine Team.

Bailey was the 1985 recipient of the Eddie Wojecki Athletic Trainer of the Year Award and earned the Frank Medina Award for service to athletic training and mankind in 1999. He was inducted into the SWATA Hall of Fame in 2000.

Bailey received his bachelor's degree from TCU in 1976 and his master's in education in 1978, also from TCU. Bailey and his wife, Mary, are the parents of two daughters: Lauren and Courtney.



Brandie Davidson **Assistant Media Relations Director**

Brandie Davidson joined the TCU athletics media relations staff in the summer of 2003. The Cedar Falls, Iowa, native serves as the media relations contact for Horned Frog baseball, soccer and women's rifle.

In the summer of 2012, she served as the press officer for USA Baseball's Women's National Team. Davidson was a part of the staff that coached the squad to a silver medal at the IBAF World Cup in Edmonton, Alberta. She returned to USA Baseball in the summer of 2013 as the press officer for the Collegiate National Team. USA Baseball came calling again in 2016. Davidson served her third USA Baseball tour working with the 12U National Team.

Before coming to TCU, Davidson was a member of the sports information office at Northwest Missouri State University in Maryville, Mo. While at Northwest, she served as the primary contact for the Bearcats' women's soccer team and the 2003 NCAA Division II play-offs participant baseball squad.

In her five-year stint at Northwest, Davidson also worked with the two-time Division II National Championship football team, as well as the men's and women's basketball teams. For her efforts, she was one of two students to be awarded the 2002-03 CoSIDA undergraduate scholarship.

Davidson received her Bachelor of Science degree in Physical Education in May of 2003 from Northwest Missouri State and graduated with her Masters of Liberal Arts at TCU in May, 2005.



Rory Rutledge **Assistant Director of Marketing**

Rory Rutledge joined the TCU Athletics Marketing Department in the summer of 2013. Named an assistant director of marketing, Rutledge came to TCU after a successful two-year stint at the Air Force Academy. He assumes the responsibility for the marketing and promotion of the women's soccer team, swimming and diving as well as baseball.

While at Air Force, Rutledge was responsible for the marketing and promotion of women's basketball, men's hockey and football.

Prior to his time at Air Force, he spent two years as a graduate assistant in the Central Michigan marketing department. He worked primarily with the women's soccer, women's gymnastics, wrestling, football and softball teams.

A 2009 graduate of Michigan State with a degree in marketing, Rutledge got his Master of Science from Central Michigan in 2011.



Zach Dechant **Strength Coach**

Zach Dechant oversees the development of baseball, and women's tennis, as well as assisting with football. His previous experience has included stints at the University of Wyoming, Los Angeles Angels of Anaheim, Missouri State University and the University of Washington.

He earned a bachelor's degree in health and wellness from Missouri State in 2003, and is currently working toward his master's degree. He is certified through the NSCA, CSCCA, and the USAW.



VICTOR J. BOSCHINI JR. Chancellor 15th Year

Texas Christian University is all about the students. That's the message Chancellor Victor Boschini has emphasized since he arrived here in 2003. It's how the Chancellor and TCU First Lady Megan Boschini set their priorities.

It's why the Chancellor teaches a freshman class every fall and works to ensure that students in this state and across the nation can benefit from a university education, particularly through state and federal financial aid. It's why Mrs. Boschini is committed to enhancing the TCU experience for each student and facilitating the forward momentum of the University.

It's the reason the Boschinis entertain hundreds of students in the Chancellors' residence and attend scores of events annually. That is if they are not traveling across the state and country on behalf of the University, or attending a summer Frog Camp for incoming students.

For the Boschinis, TCU is a family affair. Chancellor and Mrs. Boschini (Honorary TCU Alumna 2010) are parents of four Horned Frogs: Margaret (Class of 2018), Edward (Class of 2016), Mary Catherine (Class of 2012) and Elizabeth (Class of 2009).

The couple has had the privilege of being at TCU during a period of unprecedented support from alumni, parents and friends that has enabled the University to create a world-class, values-centered university experience for its approximately 10,000 students.

Following the Vision in Action strategic process, the \$434 million Campaign for TCU underwrote an impressive agenda: doubling of scholarship support for talented and deserving undergraduates, construction of more than a dozen facilities, establishment of the John V. Roach Honors College, creation of 11 new endowed faculty positions and a total, donor-funded renovation of the Amon G. Carter Stadium.

As part of the Vision In Action: The Academy of Tomorrow phase, TCU created an Intellectual Commons on the east side of campus by adding residence halls to meet student demand, enhancing the academic profile of the student body as well as balancing the mix between male and female students, and continuing to increase the curricular and co-curricular opportunities available both on and off campus for our students.

At TCU, we share the responsibility – and the honor – to shape and transform the leaders who, tomorrow, will shape and transform our world. This responsibility has driven extraordinary development on our campus in recent years. In fact, the TCU of today is significantly different from the TCU of 2003, when we began a transformational journey called Vision in Action that has propelled TCU toward greater distinction. We have achieved much together over the past few years. And there is more to come. But we must be purposeful – as we move into the third phase of the strategic process, Vision in Action: Lead On, we are now charged with sustaining the momentum we have created. Under the direction of our Board of Trustees, we will focus on strengthening our academic profile and reputation, our endowment, our experience and campus culture and our workforce: both employees and graduates. By doing so, we will bolster TCU and its ability to be a force for the greater good.

One of the most monumental initiatives recently announced is the academic collaboration between TCU and the University of North Texas Health Science Center (UNTHSC) to create a Medical School in Fort Worth. Adding to the outstanding TCU schools and colleges, this Medical School will augment the academic profile and expand post-graduate education offerings as set forth in the University strategic plan. The first class is expected to matriculate in 2019.

Chancellor Boschini came to TCU from Illinois State University, where he served as president, vice president for student affairs and associate professor in the Department of Educational Administration and Foundations. Prior to that, he held administrative and teaching positions at Butler and Indiana universities.

As a leader in higher education, the Chancellor has a high profile in organizations that benefit students — nationally and in the State of Texas. He was recently appointed to the Board of Trustees of the University of Mount Union. He also serves on the board of the Council for International Exchange of Scholars, the organization that works with the Fulbright Scholars program, and the President's Council of The Washington Center, the largest independent, nonprofit academic internship program in the United States. Previously, he chaired the National Association of Independent Colleges & Universities (NAICU), which represents the interests of private colleges and universities across the country.

Chancellor Boschini serves as a representative of the Big 12 Conference on the NCAA Presidential Forum that involves presidential leadership of intercollegiate athletics and assists the NCAA Division I Board of Directors in accomplishing its strategic mission in the Division I governance structure. He is also vice chair of the Big 12 Conference.

In addition, Chancellor Boschini sits on the board of the State Farm Company Mutual Funds, as well as the boards of the Fort Worth Symphony Orchestra, the Van Cliburn Foundation and the Moncrief Cancer Institute.

Megan Boschini is also involved in a variety of community activities and organizations in Fort Worth to improve the well-being of our campus and city. Currently she is serving on the Board of Directors for Gill Children's Services. Gill is a Fort Worth group committed to providing free medical and dental care to children in our community. In addition to civic engagement, Mrs. Boschini keeps a busy schedule as TCU's First Lady by entertaining each year a countless number of TCU students, faculty/staff, alumni, and supporters in their home.

Both Boschinis are committed to ensuring that they — and TCU — remain good citizens of the University's hometown of Fort Worth.

TEXAS CHRISTIAN UNIVERSITY BOARD OF TRUSTEES

OFFICERS OF THE BOARD

CHAIRMAN _____ Mark L. Johnson
VICE CHAIRMAN _____ Kit T. Moncrief
SECRETARY _____ Jean M. Mrasek
TREASURER _____ Brian G. Gutierrez

BOARD OF TRUSTEES

Leanne Acuff (Aspen, Colo.)
Sheryl L. Adkins-Green (Dallas)
Allie Beth Allman (Dallas)
Amy R. Bailey (Fort Worth)
Michael K. Berry (Fort Worth)
Joe D. Briggs (Washington, D.C.)
Edward A. Clark (Fort Worth)
Brenda A. Cline (Fort Worth)
J. Kelly Cox (Midland)
Lou Hill Davidson (Washington, D.C.)
Marilyn E. Davies (Houston)
Barry E. Davis (Dallas)
John F. Davis III (Dallas)
G. Hunter Enis (Fort Worth)
Kathryn Thompson Farmer (Fort Worth)
Charlotte S. French (Fort Worth)
Marcia Fuller French (Fort Worth)
Alan D. Friedman (Dallas)
Rafael G. Garza (Fort Worth)
Charlie L. Geren (Fort Worth)
Nick A. Giachino (Wilmington, N.C.)
Elliott J. Hill (Portland, Ore.)
Kenneth J. Huffman (Westworth Village)
Bruce W. Hunt (Dallas)
Mark L. Johnson (Fort Worth)
J. Bryan King (Fort Worth)
J. Luther King, Jr. (Dallas/Fort Worth)
G. Malcolm Loudon (Fort Worth)
Mary Ralph Lowe (Fort Worth)
Kade L. Matthews (Clarendon)
Kit Tennison Moncrief (Fort Worth)
Ronald C. Parker (Dallas)
John H. Pinkerton (Fort Worth)
Roger A. Ramsey (Houston)
Trevor D. Rees-Jones (Dallas)
Nancy Tartaglino Richards (Dallas)
Joan G. Rogers (Fort Worth)
Matthew K. Rose (Westlake)
Billy Rosenthal (Fort Worth)
Clarence Scharbauer III (Midland)
Patricia Penrose Schieffer (Washington, D.C.)
Edgar H. Schollmaier (Fort Worth)
Jan Tucker Scully (Fort Worth)
Roy C. Snodgrass III (Austin)
Richard L. "Ricky" Stuart II (Fort Worth)
Duer Wagner III (Dallas/Fort Worth)
Roger Williams (Weatherford/Washington D.C.)
Rick L. Wittenbraker (Houston)
Michael G. Wright (Dallas)
Kimbell Fortson Wynne (Fort Worth)

EX-OFFICIO MEMBERS

Carl A. "Carlo" Capua, Jr.
President, TCU National Alumni Board (Fort Worth)
Mark A. Istook
Alumni Association Representative (Encino, Calif.)
Thomas G. Sumner
Alumni Association Representative (Houston)



JEREMIAH DONATI Director of Intercollegiate Athletics First Year

Jeremiah Donati was appointed Dec. 11, 2017, as TCU's director of intercollegiate athletics. Previously the Horned Frogs' deputy athletics director, Donati became just the eighth director of intercollegiate athletics in TCU's history.

"I am delighted to name Jeremiah Donati to this new role," Chancellor Victor J. Boschini said. "His tremendous experience, his stellar work ethic and his sense of Horned Frog pride will be instrumental in assuring continued success of our athletics programs, along with ensuring that they remain integrated with the strategic direction of the university. I'm excited to see what we can achieve under his leadership."

Donati arrived at TCU in 2011 and played a major role in the success of athletic development and facility upgrades. He was instrumental in the final stages of fundraising for the \$164 million rebuild of Amon G. Carter Stadium as well as being the point person on the \$72 million renovation of the Ed and Rae Schollmaier Arena, Lupton Stadium upgrades, the Huffman Football Center, refurbishing of the Schollmaier Basketball Complex and the new playing field and improved lighting at Garvey-Rosenthal Soccer Stadium. He has also overseen record levels of donor support in Frog Club annual giving and overall athletic giving. The three highest totals in overall athletic giving at TCU came in the four years before he was named the Horned Frogs' director of intercollegiate athletics.

"From the moment I set foot on campus almost seven years ago, I knew immediately that the TCU community was very special," Donati said. "It truly is home to me and I feel incredibly blessed and humbled to be appointed to the position of director of intercollegiate athletics. I am grateful to Chancellor Boschini, Board Chairman Mark Johnson, Athletics Committee Chairman Hunter Enis and to our entire TCU Board of Trustees for allowing me to continue to serve our outstanding student-athletes, coaches and staff. I look forward to working with my incredible team to collectively continue the momentum we have at TCU."

Donati began at TCU as a Frog Club gift officer before becoming executive director of the TCU Frog Club. In 2013, he was promoted to associate athletics director and associate vice chancellor for athletic development. He was named Deputy AD in 2016.

Prior to TCU, Donati was with Leigh Steinberg Sports and Entertainment as general counsel and director of player representation. His extensive experience in professional and intercollegiate athletics includes fundraising positions with the University of Arizona Wildcat Club, Washington State University Cougar Athletic Fund and the Cal Poly University Mustang Club.

Donati earned a B.A. in politics and government in 2001 from the University of Puget Sound and a Juris Doctorate from Whittier Law School in 2005.

Donati and his wife, Nicole, live in Fort Worth and have two children.



Ross Bailey
Sr. Associate A.D.
Facilities &
Operations



Gretchen Bouton
Sr. Associate A.D.
Student Services



Jack Hesselbrock
Sr. Associate A.D.
Sport Administration



Kenneth Janak
Sr. Associate A.D.
Athletics Financial
Officer



Kim Johnson
Sr. Associate A.D.
Senior Woman
Administrator



Mike Siquefield
Sr. Associate A.D.
Internal Affairs



Rhonda Hatcher
Faculty Athletic
Representative

2017 FINAL RESULTS

OVERALL: 50-18 • HOME: 28-4 • AWAY: 13-10 • NEUTRAL: 9-4 • BIG 12: 16-8

DATE	OPPONENT	SCORE	R-H-E	R-H-E	INNS	OVERALL	BIG 12	PITCHER OF RECORD	ATTEND.	TIME
Feb 17	Penn State	W 6-3	6-2-1	3-3-1	9	1-0-0	0-0-0	Jared Janczak (W 1-0)	5,812	2:46
Feb 18	Penn State	W 12-1	12-13-1	1-5-0	9	2-0-0	0-0-0	Brian Howard (W 1-0)	5,507	2:52
Feb 19	Penn State	W 9-3	9-10-0	3-5-2	9	3-0-0	0-0-0	Nick Lodolo (W 1-0)	4,455	2:54
Feb 21	at UT Arlington	W 7-2	7-7-2	2-6-2	9	4-0-0	0-0-0	Jake Eissler (W 1-0)	2,008	3:10
Feb 24	Arizona State	9-13 L	9-8-4	13-13-1	9	4-1-0	0-0-0	Brian Howard (L 1-1)	5,062	3:48
Feb 25	Arizona State	W 8-4	8-9-2	4-11-0	9	5-1-0	0-0-0	Nick Lodolo (W 2-0)	5,153	3:27
Feb 26	Arizona State	W 5-2	5-7-1	2-7-1	9	6-1-0	0-0-0	Jared Janczak (W 2-0)	4,481	2:34
Feb 28	Rice	W 13-5	13-13-2	5-9-2	9	7-1-0	0-0-0	Jake Eissler (W 2-0)	4,205	3:24
March 3	vs. No. 3 LSU!	W 9-6	9-12-1	6-10-2	9	8-1-0	0-0-0	Brian Howard (W 2-1)	17,215	3:40
March 4	vs. No. 15 Texas A&M!	W 11-10	11-16-2	10-10-4	(15)	9-1-0	0-0-0	Durbin Feltman (W 1-0)	21,843	5:54
March 5	vs. No. 8 Ole Miss!	W 5-3	5-8-1	3-6-1	9	10-1-0	0-0-0	Jared Janczak (W 3-0)	14,507	2:40
March 7	No. 16 Dallas Baptist	W 3-2	3-9-1	2-7-1	(10)	11-1-0	0-0-0	Durbin Feltman (W 2-0)	4,600	3:39
March 10	at UC Irvine	2-11 L	2-3-0	11-15-0	9	11-2-0	0-0-0	Brian Howard (L 2-2)	1,148	3:07
March 11	at UC Irvine	3-6 L	3-5-0	6-8-1	9	11-3-0	0-0-0	Nick Lodolo (L 2-1)	1,168	2:56
March 12	at UC Irvine	W 16-7	16-17-2	7-5-0	9	12-3-0	0-0-0	Jared Janczak (W 4-0)	1,394	3:27
March 14	at Long Beach State	0-7 L	0-5-1	7-7-0	9	12-4-0	0-0-0	Dalton Horton (L 0-1)	1,732	2:56
March 17	Kansas*	W 3-1	3-8-0	1-6-2	9	13-4-0	1-0-0	Sean Wymer (W 1-0)	4,521	3:09
March 18	Kansas*	W 5-1	5-7-1	1-3-1	9	14-4-0	2-0-0	Jared Janczak (W 5-0)	4,904	2:25
March 19	Kansas*	3-4 L	3-3-0	4-8-1	9	14-5-0	2-1-0	Sean Wymer (L 1-1)	4,535	3:03
March 21	at Abilene Christian	W 3-0	3-8-0	0-6-2	9	15-5-0	2-1-0	Jake Eissler (W 3-0)	1,432	2:45
March 24	No. 16 Oklahoma State*	W 7-5	7-9-1	5-9-1	9	16-5-0	3-1-0	Haylen Green (W 1-0)	4,794	3:13
March 25	No. 16 Oklahoma State*	W 6-5	6-7-3	5-7-3	9	17-5-0	4-1-0	Trey Morris (W 1-0)	5,502	3:24
March 26	No. 16 Oklahoma State*	W 5-1	5-11-0	1-6-1	9	18-5-0	5-1-0	Brian Howard (W 3-2)	4,745	3:29
March 28	UT Rio Grande Valley	W 10-2	10-10-2	2-8-3	9	19-5-0	5-1-0	Jake Eissler (W 3-0)	3,760	3:00
March 29	UT Rio Grande Valley	W 18-2	18-16-0	2-4-0	7	20-5-0	5-1-0	Austin Boyles (W 1-0)	3,854	2:46
March 31	at Kansas State*	W 5-0	5-9-0	0-2-1	(11)	21-5-0	6-1-0	Sean Wymer (W 2-1)	1,872	2:50
April 1	at Kansas State*	W 1-0	1-7-1	0-3-1	(10)	22-5-0	7-1-0	Haylen Green (W 2-0)	2,090	3:06
April 2	at Kansas State*	W 12-4	12-15-0	4-9-1	9	23-5-0	8-1-0	Brian Howard (W 4-2)	1,836	2:50
April 4	at UT Arlington	W 5-4	5-6-1	4-8-1	9	24-5-0	8-1-0	Mitchell Traver (W 1-0)	1,187	3:06
April 7	Murray State	W 9-2	9-10-2	2-5-2	9	25-5-0	8-1-0	Jared Janczak (W 6-0)	5,024	2:34
April 8	Murray State	W 15-6	15-7-0	6-12-2	9	26-5-0	8-1-0	Nick Lodolo (W 3-1)	4,780	3:23
April 9	Murray State	W 13-2	13-18-1	2-7-1	7	27-5-0	8-1-0	Brian Howard (W 5-2)	4,765	2:31
April 11	at Dallas Baptist	W 9-3	9-9-1	3-5-1	9	28-5-0	8-1-0	Mitchell Traver (W 2-0)	1,245	3:18
April 14	at West Virginia*	4-5 L	4-8-0	5-8-1	9	28-6-0	8-2-0	Sean Wymer (L 2-2)	2,914	2:50
April 15	at West Virginia*	W 8-6	8-10-0	6-10-3	9	29-6-0	9-2-0	Austin Boyles (W 2-0)	3,415	3:38
April 16	at West Virginia*	4-5 L	4-13-1	5-8-0	9	29-7-0	9-3-0	Durbin Feltman (L 2-1)	1,103	3:39
April 21	Baylor*	W 9-4	9-12-0	4-13-1	9	30-7-0	10-3-0	Nick Lodolo (W 4-1)	4,885	3:13
April 22	Baylor*	5-16 L	5-6-0	16-19-1	9	30-8-0	10-4-0	Mitchell Traver (L 2-1)	5,287	3:35
April 23	Baylor*	W 8-5	8-12-1	5-7-1	9	31-8-0	11-4-0	Brian Howard (W 6-2)	5,227	3:03
April 25	Stephen F. Austin	2-6 L	2-6-1	6-6-0	9	31-9-0	11-4-0	Charles King (L 0-1)	4,129	2:52
April 28	at No. 6 Texas Tech*	W 4-1	4-10-0	1-4-0	9	32-9-0	12-4-0	Nick Lodolo (W 5-1)	4,432	3:10
April 29	at No. 6 Texas Tech*	4-6 L	4-8-0	6-8-1	9	32-10-0	12-5-0	Charles King (L 0-2)	4,432	3:12
April 30	at No. 6 Texas Tech*	3-21 L	3-8-1	21-20-2	7	32-11-0	12-6-0	Brian Howard (L 6-3)	4,432	3:08
May 5	No. 24 Texas*	W 11-10	11-15-2	10-17-0	(11)	33-11-0	13-6-0	Cal Coughlin (W 1-0)	5,078	4:43
May 6	No. 24 Texas*	W 8-2	8-11-1	2-3-2	9	34-11-0	14-6-0	Brian Howard (W 7-3)	5,324	2:48
May 7	No. 24 Texas*	W 4-3	4-7-2	3-9-0	(10)	35-11-0	15-6-0	Sean Wymer (W 3-2)	5,460	3:17
May 12	at No. 24 Oklahoma*	W 9-6	9-9-2	6-12-0	9	36-11-0	16-6-0	Sean Wymer (W 4-2)	1,507	3:49
May 13	at No. 24 Oklahoma*	8-9 L	8-14-1	9-11-2	9	36-12-0	16-7-0	Durbin Feltman (L 2-2)	1,607	3:42
May 14	at No. 24 Oklahoma*	9-10 L	9-9-0	10-12-0	9	36-13-0	16-8-0	Sean Wymer (L 4-3)	1,379	3:35
May 16	UT Arlington	W 6-1	6-7-1	1-5-1	9	37-13-0	16-8-0	Trey Morris (W 2-0)	4,376	2:39
May 18	at Cal	W 3-0	3-9-0	0-3-4	9	38-13-0	16-8-0	Jared Janczak (W 7-0)	568	2:21
May 19	at Cal	W 5-4	5-7-3	4-10-0	9	39-13-0	16-8-0	Brian Howard (W 8-3)	885	2:59
May 20	at Cal	3-8 L	3-7-2	8-14-0	9	39-14-0	16-8-0	Charles King (L 0-3)	1,169	2:41
May 24	vs. Kansas&	3-7 L	3-8-1	7-10-1	9	39-15-0	16-8-0	Sean Wymer (L 4-4)	4,034	3:03
May 25	vs. No. 23 Oklahoma&	W 9-4	9-11-0	4-7-1	9	40-15-0	16-8-0	Jared Janczak (W 8-0)	3,493	3:34
May 26	vs. Kansas&	W 6-0	6-5-1	0-4-1	9	41-15-0	16-8-0	Brian Howard (W 9-3)	5,424	2:38
May 27	vs. Texas&	W 9-2	9-14-0	2-7-2	9	42-15-0	16-8-0	Mitchell Traver (W 3-1)	5,598	2:56
May 27	vs. Texas&	3-9 L	3-5-2	9-13-3	9	42-16-0	16-8-0	Haylen Green (L 2-1)	3,469	3:17
June 3	Central Connecticut St.S	W 9-6	9-10-4	6-7-1	9	43-16-0	16-8-0	Mitchell Traver (W 4-1)	4,151	3:27
June 4	No. 11 Virginia\$	W 5-1	5-6-2	1-6-2	9	44-16-0	16-8-0	Jared Janczak (W 9-0)	4,133	3:28
June 5	Dallas Baptist\$	W 15-3	15-11-0	3-6-0	9	45-16-0	16-8-0	Brian Howard (W 10-3)	4,172	3:17
June 10	Missouri State@	W 3-2	3-5-2	2-6-0	9	46-16-0	16-8-0	Sean Wymer (W 5-4)	5,181	3:09
June 11	Missouri State@	W 8-1	8-14-0	1-4-1	9	47-16-0	16-8-0	Brian Howard (W 11-3)	5,277	3:21
June 18	vs. No. 3 Florida#	0-3 L	0-5-2	3-9-2	9	47-17-0	16-8-0	Jared Janczak (L 9-1)	23,543	3:10
June 20	vs. No. 8 Texas A&M#	W 4-1	4-7-0	1-5-1	9	48-17-0	16-8-0	Brian Howard (W 12-3)	17,940	2:46
June 22	vs. No. 4 Louisville#	W 4-3	4-7-0	3-8-1	9	49-17-0	16-8-0	Sean Wymer (W 6-4)	24,985	3:13
June 23	vs. No. 3 Florida#	W 9-2	9-10-1	2-5-0	9	50-17-0	16-8-0	Charles King (W 1-3)	25,329	3:43
June 24	vs. No. 3 Florida#	0-3 L	0-4-0	3-7-0	9	50-18-0	16-8-0	Jared Janczak (L 9-2)	18,093	2:53

* Big 12 Conference game

! Houston College Classic (Minute Maid Park; Houston, Texas)

& Phillips 66 Big 12 Championships (Chickasaw Bricktown Ballpark; Oklahoma City, Okla.)

\$ NCAA Fort Worth Regional (Lupton Stadium; Fort Worth, Texas)

@ NCAA College Station Super Regional (Blue Bell Park; College Station, Texas)

College World Series (TD Ameritrade Park; Omaha, Neb.)

ATTENDANCE				
	Dates	Total	Avg.	High
Home	32	153,139	4,785	5,812 vs. Penn State
Away	23	44,955	1,954	4,432 @ Texas Tech
Neutral	13	185,473	14,267	25,329 vs. Florida
Totals	68	383,567	5,640	

2017 FINAL STATISTICS

HITTING STATISTICS

Player	Avg.	GP-GS	AB	R	H	2B	3B	HR	RBI	TB	SLG%	BB	HBP	SO	GDP	OB%	SF	SH	SB-ATT
Austen Wade	.332	63-63	247	54	82	17	3	5	40	120	.486	49	1	55	1	.441	2	0	16-23
Cam Warner	.284	68-68	268	51	76	12	0	5	49	103	.384	33	3	40	5	.364	4	0	10-13
Nolan Brown	.277	66-66	242	50	67	14	2	3	35	94	.388	29	8	53	3	.369	3	1	26-28
Evan Skoug	.272	68-68	261	59	71	11	0	20	71	142	.544	40	7	98	5	.378	4	0	3-3
Ryan Merrill	.243	64-62	218	42	53	8	1	6	43	81	.372	29	2	42	5	.333	3	0	17-19
Elliott Barzilli	.242	68-65	256	42	62	14	0	6	31	94	.367	19	4	55	7	.304	1	0	6-8
Josh Watson	.239	68-68	230	35	55	11	1	1	38	71	.309	43	9	64	2	.370	7	0	7-11

Luken Baker	.317	47-47	161	39	51	8	1	8	41	85	.528	40	3	36	2	.454	3	0	2-2
Trent Franson	.286	7-0	7	1	2	0	0	0	0	2	.286	2	0	1	0	.444	0	0	0-0
Connor Wanhanen	.281	50-45	135	34	38	6	1	0	16	46	.341	31	5	42	1	.430	1	1	11-13
Zach Humphreys	.267	33-27	101	25	27	3	2	2	19	40	.396	17	3	20	3	.379	3	0	3-4
Michael Landestoy	.197	48-12	71	11	14	3	0	1	6	20	.282	4	3	16	0	.269	0	0	3-3
Mason Hesse	.182	18-9	33	4	6	1	0	1	10	10	.303	5	0	12	1	.282	1	0	2-2
Evan Williams	.174	31-10	46	4	8	1	1	0	8	11	.239	11	0	16	1	.333	0	1	2-2
Austin Ingraham	.143	11-2	14	0	2	0	0	0	1	2	.143	3	1	8	0	.333	0	0	0-0

Totals .268 68-68 2290 451 614 109 12 58 408 921 .402 355 49 558 36 .373 32 3 108-131

Opponents .235 68-68 2285 302 538 90 13 46 274 792 .347 208 63 643 39 .315 16 26 39-63

LOB - Team (512), Opp (467). **DPs turned** - Team (47), Opp (49). **CI** - Team (2), Skoug 2. **IBB** - Team (14), Baker 7, Skoug 5, Landestoy 1, Wade 1, Opp (8). **Picked off** - Brown 3, Watson 3, Warner 2, Merrill 1, Wade 1, Barzilli 1, Ingraham 1.

PITCHING STATISTICS

Player	ERA	W-L	App.	GS	CG	SO/CB	SV	IP	H	R	ER	BB	SO	2B	3B	HR	AB	B/Avg.	WP	HBP	BK	SF	SH
Jared Janczak	2.31	9-2	15	15	0	0/2	0	93.1	60	28	24	24	102	9	3	1	331	.181	2	9	0	3	3
Brian Howard	3.77	12-3	19	19	1	1/0	0	105.0	86	47	44	35	113	17	1	6	394	.218	6	10	1	0	4
Nick Lodolo	4.35	5-1	17	15	0	0/2	0	78.2	76	41	38	28	72	15	2	7	296	.257	9	10	0	3	3

Cal Coughlin	1.59	1-0	23	0	0	0/0	0	22.2	17	5	4	11	22	4	0	2	81	.210	1	2	1	2	1
Sean Wymer	2.10	6-4	30	0	0	0/3	2	55.2	35	16	13	10	66	5	1	3	192	.182	6	4	0	1	4
Haylen Green	3.10	2-1	15	2	0	0/1	0	20.1	11	9	7	9	24	1	0	0	71	.155	2	3	0	1	2
Durbin Feltman	3.64	2-2	29	0	0	0/3	17	29.2	23	18	12	15	37	2	1	2	107	.215	3	4	0	1	1
Mitchell Traver	3.89	4-1	12	12	0	0/0	0	44.0	32	20	19	22	53	6	0	7	159	.201	1	1	0	1	1
Jake Eissler	5.02	4-0	18	1	0	0/1	1	37.2	49	24	21	12	38	10	2	5	154	.318	4	4	0	0	2
Charles King	5.44	1-3	20	1	0	0/0	1	46.1	56	33	28	17	37	5	0	3	186	.301	6	3	2	1	4
Dalton Brown	5.62	0-0	10	0	0	0/0	1	8.0	7	6	5	6	11	3	0	1	32	.219	2	2	0	0	0
Trey Morris	5.65	2-0	17	0	0	0/2	0	28.2	37	23	18	7	24	8	1	4	120	.308	4	6	1	1	0
Austin Boyles	5.68	2-0	15	0	0	0/0	0	19.0	16	12	12	6	25	2	1	3	70	.229	1	1	1	0	1
Ryan Burnett	7.56	0-0	9	0	0	0/0	0	8.1	12	7	7	2	5	0	0	1	34	.353	2	3	0	2	0
Dalton Horton	9.00	0-1	6	3	0	0/1	0	13.0	21	13	13	4	14	3	1	1	58	.362	1	1	0	0	0

Totals 3.91 50-18 68 68 1 5/4 22 610.1 538 302 265 208 643 90 13 46 2285 .235 50 63 6 16 26

Opponents 5.98 18-50 68 68 0 3/3 5 588.2 614 451 391 355 558 109 12 58 2290 .268 70 49 6 32 3

PB - Team (7), Skoug 7, Opp (17). **Pickoffs** - Team (3), Eissler 1, King 1, Skoug 1, Opp (12). **SBA/ATT** - Skoug (36-53), Lodolo (8-14), Howard (10-11), Janczak (6-9), Eissler (4-7), Humphreys (3-7), Wymer (0-4), Traver (1-4), King (2-3), Horton (2-3), Green (2-3), Boyles (2-2), Morris (1-2), Feltman (1-1).

FIELDING STATISTICS

Player	C	PO	A	E	FLD%	DPs	SBA	CS	SBA%	Player	C	PO	A	E	FLD%	DPs	SBA	CS	SBA%
Mason Hesse	45	11	34	0	1.000	8	0	0	—	Nolan Brown	107	104	1	2	.981	0	0	0	—
Brian Howard	16	8	8	0	1.000	1	10	1	.909	Josh Watson	105	97	6	2	.981	0	0	0	—
Nick Lodolo	8	3	5	0	1.000	0	8	6	.571	Austen Wade	96	90	4	2	.979	2	0	0	—
Jake Eissler	7	2	5	0	1.000	0	4	3	.571	Connor Wanhanen	220	204	11	5	.977	16	0	0	—
Dalton Horton	4	2	2	0	1.000	0	2	1	.667	Ryan Merrill	262	88	161	13	.950	29	0	0	—
Trent Franson	4	0	4	0	1.000	0	0	0	—	Elliott Barzilli	158	36	114	8	.949	4	0	0	—
Mitchell Traver	3	1	2	0	1.000	0	1	3	.250	Jared Janczak	29	9	18	2	.931	1	6	3	.667
Durbin Feltman	3	2	1	0	1.000	0	1	0	1.000	Charles King	13	2	10	1	.923	0	2	1	.667
Dalton Brown	2	2	0	0	1.000	0	0	0	—	Evan Williams	17	15	0	2	.882	0	0	0	—
Haylen Green	1	1	0	0	1.000	0	2	1	.667	Trey Morris	5	2	2	1	.800	1	1	1	.500
Ryan Burnett	1	0	1	0	1.000	0	0	0	—	Cal Coughlin	5	2	2	1	.800	0	0	0	—
Michael Landestoy	218	195	21	2	.991	16	0	0	—	Sean Wymer	14	3	8	3	.786	0	0	4	.000
Luken Baker	225	206	16	3	.987	14	0	0	—	Austin Boyles	4	1	2	1	.750	0	2	0	1.000
Zach Humphreys	131	120	9	2	.985	2	3	4	.429	Austin Ingraham	3	2	0	1	.667	0	0	0	—
Evan Skoug	575	514	51	10	.983	2	36	17	.679	Totals	2603	1831	705	67	.974	47	39	24	.619
Cam Warner	322	109	207	6	.981	32	0	0	—	Opponents	2451	1766	608	77	.969	49	108	23	.824

2017 LINE SCORES

Feb 17, 2017 at Fort Worth, Texas

Penn State	000	000	300	-	3	3	1	(0-1)
#1 TCU	020	202	00x	-	6	2	1	(1-0)
WP-Janczak, Jared (1-0); LP-Biasi, Sal (0-1)								
SV TCU-Feltman, Durbin (1)								
T-2:46 A-5,812								

Feb 18, 2017 at Fort Worth, Texas

Penn State	100	000	000	-	1	5	0	(0-2)
#1 TCU	032	610	00x	-	12	13	1	(2-0)
WP-Howard, Brian (1-0); LP-Lehman, Taylor (0-1)								
HR TCU-Barzilli, Elliott (1)								
T-2:52 A-5,507								

Feb 19, 2017 at Fort Worth, Texas

Penn State	200	000	010	-	3	5	2	(0-3)
#1 TCU	023	030	10x	-	9	10	0	(3-0)
WP-Lodolo, Nick (1-0); LP-Hagenman, Justin (0-1)								
HR TCU-Baker, Luken (1); Warner, Cam (1)								
T-2:54 A-4,455								

Feb 21, 2017 at Fort Worth, Texas

#1 TCU	001	010	023	-	7	7	2	(4-0)
UT Arlington	200	000	000	-	2	6	2	(2-3)
WP-Eissler, Jake (1-0); LP-West, Jordan (0-1)								
HR TCU-Skoug, Evan (1)								
T-3:10 A-2,008								

Feb 24, 2017 at Fort Worth, Texas

Arizona State	000	031	234	-	13	13	1	(4-1)
#1 TCU	010	001	034	-	9	8	4	(4-1)
WP-Lingos, Eli (1-0); LP-Howard, Brian (1-1)								
HR TCU-Baker, Luken (2); Wade, Austen (1); Barzilli, Elliott (1); Landestoy, Michael (1)								
HR ASU-Williams, Tyler (2)								
T-3:48 A-5,062								

Feb 25, 2017 at Fort Worth, Texas

Arizona State	100	000	030	-	4	11	0	(4-2)
#1 TCU	300	100	40x	-	8	9	2	(5-1)
WP-Lodolo, Nick (2-0); LP-Hingst, Ryan (0-1)								
SV TCU-Wymer, Sean (1)								
HR TCU-Baker, Luken (3)								
T-3:27 A-5,153								

Feb 26, 2017 at Fort Worth, Texas

Arizona State	000	020	000	-	2	7	1	(4-3)
#1 TCU	000	010	31x	-	5	7	1	(6-1)
WP-Janczak, Jared (2-0); LP-Montoya, Chaz (0-1)								
SV TCU-Feltman, Durbin (2)								
T-2:34 A-4,481								

Feb 28, 2017 at Fort Worth, Texas

Rice	001	000	040	-	5	9	2	(3-6)
#1 TCU	460	110	10x	-	13	13	2	(7-1)
WP-Eissler, Jake (2-0); LP-Amador, Willy (0-2)								
HR TCU-Skoug, Evan (2); Wade, Austen (2)								
T-3:24 A-4,205								

March 3, 2017 at Houston, Texas

#1 TCU	150	011	001	-	9	12	1	(8-1)
#3 LSU	400	000	002	-	6	10	2	(8-2)
WP-Howard, Brian (2-1); LP-Lange, Alex (2-1)								
SV TCU-King, Charles (1)								
HR TCU-Wade, Austen (3); Baker, Luken (4)								
T-3:40 A-17,215								

March 4, 2017 at Houston, Texas

#15 TAMU	500020102000000	-	10	10	4	(9-2)
#1 TCU	100002205000001	-	11	16	2	(9-1)
WP-Feltman, Durbin (1-0); LP-Chafin, Kaylor (1-1)						
HR TAMU-Pennington, Walker (1)						
T-5:54 A-21,843						

March 5, 2017 at Houston, Texas

#1 TCU	030	101	000	-	5	8	1	(10-1)
#8 Ole Miss	000	000	030	-	3	6	1	(7-4)
WP-Janczak, Jared (3-0); LP-Feigl, Blake (1-1)								
SV TCU-Feltman, Durbin (3)								
HR TCU-Merrill, Ryan (1)								
HR OM-Bortles, Colby (3)								
T-2:40 A-14,507								

March 7, 2017 at Houston, Texas

#16 DBU	010	000	100	0	-	2	7	1	(8-4)
#1 TCU	000	010	100	1	-	3	9	1	(11-1)
WP-Feltman, Durbin (2-0); LP-Elledge, Seth (0-1)									
T-3:39 A-4,600									

March 10, 2017 at Irvine, Calif.

#1 TCU	000	200	000	-	2	3	0	(11-2)
UC Irvine	800	012	00x	-	11	15	0	(8-4)
WP-Raymond, Louis (3-1); LP-Howard, Brian (2-2)								
HR UCI-Hiura, Keston (5)								
T-3:07 A-1,148								

March 11, 2017 at Irvine, Calif.

#1 TCU	000	011	100	-	3	5	0	(11-3)
UC Irvine	400	000	20x	-	6	8	1	(9-4)
WP-Spear, Cole (2-0); LP-Lodolo, Nick (2-1)								
SV UCI-Faucher, Calvin (6)								
HR UCI-Kreuter, Cole (1)								
HR TCU-Brown, Nolan (1)								
T-2:57 A-1,168								

March 12, 2017 at Irvine, Calif.

#1 TCU	102	650	020	-	16	17	2	(12-3)
UC Irvine	200	000	410	-	7	5	0	(9-5)
WP-Janczak, Jared (4-0); LP-Martin, Michael (0-1)								
T-3:27 A-1,394								

March 12, 2017 at Long Beach, Calif.

#3 TCU	000	000	000	-	0	5	1	(12-4)
Long Beach State	000	300	04x	-	7	7	0	(7-8)
WP-Villalobos, Eli (1-0); LP-Horton, Dalton (0-1)								
HR LBSU-Romano, Ramsey (1)								
T-2:56A-1,732								

March 17, 2017 at Fort Worth, Texas

Kansas	001	000	000	-	1	6	2	(8-9)
#3 TCU	000	001	11x	-	3	8	0	(13-4)
WP-Wymer, Sean (1-0); LP-Leban, Zack (0-1)								
SV TCU-Feltman, Durbin (4)								
HR TCU-Merrill, Ryan (3)								
T-3:09 A-4,521								

March 18, 2017 at Fort Worth, Texas

Kansas	000	000	001	-	1	3	1	(8-10)
#3 TCU	000	000	50x	-	5	7	1	(14-4)
WP-Janczak, Jared (5-0); LP-Turski, Taylor (1-2)								
T-2:25 A-4,904								

March 19, 2017 at Fort Worth, Texas

Kansas	000	002	011	-	4	8	1	(9-10)
#3 TCU	000	000	030	-	3	3	0	(14-5)
WP-Villines, Stephen (1-2); LP-Wymer, Sean (0-1)								
HR KU-Taylor, Owen (1)								
T-3:03 A-4,535								

March 21, 2017 at Abilene, Texas

#3 TCU	110	000	100	-	3	8	0	(15-5)
ACU	000	000	000	-	0	6	2	(9-11)
WP-Eissler, Jake (3-0); LP-Skeffington (1-4)								
SV TCU-Feltman, Durbin (5)								
HR TCU-Barzilli, Elliott (3)								
T-2:45 A-1,432								

March 24, 2017 at Fort Worth, Texas

#16 Okla. State	100	101	020	-	5	9	1	(15-7)
#3 TCU	000	030	04x	-	7	9	1	(16-5)
WP-Green, Haylen (1-0); LP-Teel, Carson (2-2)								
SV TCU-Feltman, Durbin (6)								
HR TCU-Skoug, Evan (3); Baker, Luken (5); Brown, Nolan (2)								
T-3:13 A-4,794								

March 25, 2017 at Fort Worth, Texas

#16 Okla. State	000	005	000	-	5	7	3	(15-8)
#3 TCU	004	001	10x	-	6	7	3	(17-5)
WP-Morris, Trey (1-0); LP-Hearrean, Jonathan (0-1)								
SV TCU-Feltman, Durbin (7)								
T-3:24 A-5:502								

2017 LINE SCORES

May 13, 2017 at Norman, Okla.

#5 TCU 103 000 301 - 8 14 1 (36-12)

#24 Oklahoma 000 003 213 - 9 11 2 (33-18)

WP-Olson, JB (4-1); LP-Feltman, Durbin (2-2)

HR TCU-Skoug, Evan (13)

HR OU-Martinez, Renae (6); Ware, Brylie (3);

DeRenzo, Domenic (3)

T-3:42 A-1,607

May 13, 2017 at Norman, Okla.

#5 TCU 000 432 000 - 9 9 0 (36-13)

#24 Oklahoma 403 101 001 - 10 12 0 (34-18)

WP-Olson, JB (5-1); LP-Wymer, Sean (4-3)

HR TCU-Skoug, Evan (14); Humphreys, Zach (2)

HR OU-O'Brien, Austin (8); Ware, Brylie 2 (5)

T-3:35 A-1,379

May 15, 2017 at Norman, Okla.

UT Arlington 000 000 001 - 1 5 1 (29-22)

#6 TCU 000 006 00x - 6 7 1 (37-13)

WP-Morris, Trey (2-0); LP-Vassar, Brad (3-2)

HR TCU-Skoug, Evan (15)

T-2:39 A-4,376

May 18, 2017 at Berkeley, Calif.

#6 TCU 110 000 010 - 3 9 0 (38-13)

Cal 000 000 000 - 0 3 4 (22-27)

WP-Janczak, Jared (7-0); LP-Matulovich, Joey (4-3)

SV TCU-Feltman, Durbin (13)

HR TCU-Skoug, Evan (16)

T-2:21 A-568

May 19, 2017 at Berkeley, Calif.

#6 TCU 000 005 000 - 5 7 3 (39-13)

Cal 001 010 101 - 4 10 0 (22-28)

WP-Howard, Brian (8-3); LP-Martinez, Erik (4-4)

SV TCU-Feltman, Durbin (14)

HR TCU-Wade, Austen (5); Warner, Cam (5)

T-2:59 A-885

May 19, 2017 at Berkeley, Calif.

#6 TCU 000 001 020 - 3 7 2 (39-14)

Cal 001 005 11x - 8 14 0 (23-28)

WP-Dodson, Tanner (2-5); LP-King, Charles (0-3)

HR Cal-Davis, Jonah (2); Eden, Cameron (6)

T-2:42 A-1,169

May 24, 2017 at Oklahoma City, Okla.

Kansas 003 000 040 - 7 10 1 (30-26)

#6 TCU 020 000 100 - 3 8 1 (39-15)

WP-Weiman, Blake (5-1); LP-Wymer, Sean (4-4)

T-3:03 A-4,034

May 25, 2017 at Oklahoma City, Okla.

Oklahoma 000 000 004 - 4 7 1 (34-22)

#6 TCU 030 001 32x - 9 11 0 (40-15)

WP-Janczak, Jared (8-0); LP-Irvin, Josh (6-2)

SV TCU-Feltman (15)

T-3:34 A-3,493

May 26, 2017 at Oklahoma City, Okla.

Kansas 000 000 000 - 0 4 1 (30-28)

#6 TCU 400 200 00x - 6 5 1 (41-15)

WP-Howard, Brian (9-3); LP-Rackoski, Sean (5-6)

T-2:38 A-5,424

May 27, 2017 at Oklahoma City, Okla.

Texas 100 000 001 - 2 7 2 (36-21)

#6 TCU 410 101 02x - 9 14 0 (42-15)

WP-Traver, Mitchell (3-1); LP-Johnston, Kyle (3-2)

HR UT-Mathis, Patrick (6)

T-2:56 A-5,598

May 27, 2017 at Oklahoma City, Okla.

Texas 100 000 001 - 2 7 2 (37-21)

#6 TCU 410 101 02x - 9 14 0 (42-16)

WP-Henley, Blair (4-4); LP-Green, Haylen (2-1)

SV UT-Shugart, Chase (3)

HR UT-Mathis, Patrick (7)

T-3:17 A-3,469

June 3, 2017 at Fort Worth, Texas

Central Conn. St. 000 000 016 - 6 7 1 (36-21)

#6 TCU 000 012 06x - 9 10 4 (43-16)

WP-Traver, Mitchell (4-1); LP-Smith, Brendan (5-8)

SV TCU-Feltman, Durbin (16)

HR TCU-Skoug, Evan (17)

T-3:27 A-4,151

June 4, 2017 at Fort Worth, Texas

#6 TCU 013 000 001 - 5 6 2 (44-16)

#11 Virginia 000 000 010 - 1 6 2 (43-15)

WP-Janczak, Jared (9-0); LP-Lynch, Daniel (5-8)

T-3:28 A-4,133

June 5, 2017 at Fort Worth, Texas

Dallas Baptist 200 000 001 - 3 6 0 (42-21)

#6 TCU 036 014 10x - 15 11 0 (45-16)

WP-Howard, Brian (10-3); LP-Fritz, Gavin (0-1)

HR TCU-Watson, Josh (1); Skoug, Evan (18)

HR DBU-Granberg, Devlin (7); Duce, Matt (9)

T-3:17 A-4,172

June 10, 2017 at Fort Worth, Texas

#8 Missouri St. 010 010 000 - 2 6 0 (43-19)

#5 TCU 010 000 02x - 3 5 2 (46-16)

WP-Wymer, Sean (5-4); LP-Knutson, Jordan (8-4)

SV TCU-Feltman, Durbin (17)

HR TCU- Skoug, Evan (19)

HR MSU-Eierman, Jeremy (23)

T-3:09 A-5,181

June 11, 2017 at Fort Worth, Texas

#5 TCU 112 001 003 - 8 14 0 (47-16)

#8 Missouri St. 100 000 000 - 1 4 1 (43-20)

WP-Howard, Bryan (11-3); LP-Still, Doug (8-3)

HR TCU- Skoug, Evan (20); Barzilli, Elliott (6)

HR MSU-Steinmetz, Hunter (7)

T-3:21 A-5,277

June 18, 2017 at Omaha, Neb.

#5 TCU 000 000 000 - 0 5 2 (47-17)

#3 Florida 100 110 00x - 3 9 2 (48-18)

WP-Faedo, Alex (8-2); LP-Janczak, Jared (9-1)

SV UF-Byrne, Micahel (17)

T-3:10 A-23,543

June 20, 2017 at Omaha, Neb.

#8 Texas A&M 000 001 000 - 1 5 1 (41-23)

#5 TCU 013 000 00x - 4 7 0 (48-17)

WP-Howard, Brian (12-3); LP-Kolek, Stephen (4-5)

SV TCU-Wymer, Sean (2)

HR TCU-Merrill, Ryan (6)

T-2:46 A-17,940

June 22, 2017 at Omaha, Neb.

#4 Louisville 001 110 000 - 3 8 1 (53-12)

#5 TCU 040 000 00x - 4 7 0 (49-17)

WP-Wymer, Sean (6-4); LP-Bennett, Nick (5-1)

HR LOU-McKay, Brendan (18); Taylor, Logan (1)

T-3:13 A-24,985

June 23, 2017 at Omaha, Neb.

#5 TCU 002 204 010 - 9 10 1 (50-17)

#3 Florida 002 000 000 - 2 5 0 (49-19)

WP-King, Charles (1-3); LP-Kowar, Jackson (12-1)

HR UF-Rivera, Mike (3)

T-3:43 A-25,329

June 24, 2017 at Omaha, Neb.

#3 Florida 010 010 100 - 3 7 0 (50-19)

#5 TCU 000 000 000 - 0 4 0 (50-18)

WP-Faedo, Alex (9-2); LP-Janczak, Jared (9-2)

SV UF-Byrne, Michael (18)

T-2:53 A-18,093

2017 SUPERLATIVES

2017 TCU GAME HIGHS

TEAM

BATTING:

At bats:	57 vs. Texas A&M (3/4)
Runs scored:	18 vs. UT Rio Grande Valley (3/29)
Hits:	18 vs. Murray State (4/9)
RBI's:	18 vs. UT Rio Grande Valley (3/29)
Doubles:	5 at Oklahoma (5/13)
	5 at Oklahoma (5/12)
Triples:	3 vs. Texas (5/27)
Home runs:	4 vs. Texas (5/5)
	4 vs. Arizona State (Feb 24, 2017)
Total bases:	31 vs. Texas (5/5)
Walks:	15 vs. Murray State (4/8)
Strikeouts:	20 vs. Texas A&M (3/4)
Sac hits:	1 vs. Missouri State (6/11)
	1 vs. Oklahoma (5/25)
	1 vs. Kansas (3/19)
Sac flies:	3 vs. Penn State (2/18)
Stolen bases:	6 vs. Penn State (2/19)
Hit by pitch:	4 vs. Murray State (4/8)
	4 vs. Murray State (4/7)
Caught stealing:	2 (4 games)
Runners LOB:	17 vs. Texas A&M (3/4)
Hit into DP:	3 vs. Texas (5/6)
	3 at Kansas State (4/1)

FIELDING:

Putouts:	45 vs. Texas A&M (3/4)
Assists:	18 at Cal (5/18)
	18 at Kansas State (3/31)
	18 vs. Arizona State (2/26)
Errors:	4 vs. Central Conn. St. (6/3)
	4 vs. Arizona State (2/24)
Passed balls:	2 vs. Texas (5/5)
DPs turned:	3 vs. Dallas Baptist (6/5)
	3 vs. Kansas (3/17)

PITCHING:

Innings pitched:	15.0 vs. Texas A&M (3/4)
Runs allowed:	21 at Texas Tech (4/30)
Earned runs:	21 at Texas Tech (4/30)
Walks allowed:	8 at Texas Tech (4/30)
	8 at West Virginia (4/16)
Strikeouts:	26 vs. Texas A&M (3/4)
Hits allowed:	20 at Texas Tech (4/30)
Doubles allowed:	5 at Oklahoma (5/14)
	5 vs. Baylor (4/22)
Triples allowed:	2 at West Virginia (4/14)
	2 at Long Beach State (3/14)
Homers allowed:	4 at Texas Tech (4/30)
	4 vs. Baylor (4/22)
Wild pitches:	3 vs. Texas (5/5)
	3 at Texas Tech (4/30)
	3 vs. Penn State (2/19)
Hit batters:	6 at UC Irvine (3/12)

INDIVIDUAL

BATTING:

At bats:	8, Austen Wade vs. Texas A&M (3/4)
	8, Elliott Barzilli vs. Texas A&M (3/4)
Runs scored:	4, Austen Wade vs. Murray St. (4/9)
	4, Connor Wanhanen vs. Murray State (4/8)
Hits:	5, Austen Wade vs. Murray State (4/9)
RBI's:	5, Mason Hesse vs. UTRGV (3/29)
Doubles:	2, (10 games)
Triples:	2, Austen Wade vs. Texas (5/27)
Home runs:	2, Evan Skoug vs. Texas (5/5)
	2, Evan Skoug at West Virginia (4/15)
Total bases:	8, Evan Skoug vs. Texas (5/5)
	8, Evan Skoug at West Virginia (4/15)
Walks:	4, Luken Baker vs. Texas A&M (3/4)
Strikeouts:	4, Austen Wade vs. Texas A&M (3/4)
Sac hits:	1, C. Wanhanen vs. Missouri State (6/11)
	1, Nolan Brown vs. Oklahoma (5/25)
	1, Evan Williams vs. Kansas (3/19)
Sac flies:	1, (32 games)
Stolen bases:	3, Nolan Brown at West Virginia (4/15)
	3, Nolan Brown at UT Arlington (2/21)
Hit by pitch:	2, (4 games)
Caught stealing:	1, (23 games)
Runners LOB:	6, M. Landestoy at Oklahoma (5/13)
	6, Nolan Brown at Texas Tech (4/28)
	6, Elliott Barzilli vs. Murray State (4/8)

FIELDING:

Putouts:	26, Evan Skoug vs. Texas A&M (3/4)
Assists:	10, Cam Warner at Kansas State (3/31)
Errors:	2, Evan Skoug vs. Central Conn. St. (6/3)
	2, Evan Skoug vs. Texas (5/5)
Passed balls:	2, Evan Skoug vs. Texas (5/5)

PITCHING:

IP:	9.0, Brian Howard vs. Kansas (5/26)
	9.0, Jared Janczak at Kansas State (3/31)
Runs allowed:	8, Brian Howard at UC Irvine (3/10)
Earned runs:	8, Brian Howard at UC Irvine (3/10)
Walks allowed:	5, Jared Janczak vs. Florida (6/18)
	5, Mitchell Traver at Texas Tech (4/29)
Strikeouts:	14, Jared Janczak vs. Kansas (3/18)
Hits allowed:	9, Nick Lodolo vs. Murray State (4/8)
Wild pitches:	2, (7 games)
Hit batters:	4, Jared Janczak at UC Irvine (3/12)

MISCELLANEOUS:

Longest 9-Inning Game:	3:49 @ Oklahoma (5/12)
Shortest 9-Inning Game:	2:21 @ Cal (5/18)
Longest Game (overall)	5:54 vs. Texas A&M (3/4)
Most Pitchers Used	7 vs. Texas A&M (3/4)
	7 vs. Rice (2/28)

TCU RECORD...

	All
All Opponents	50-18
at Home	28-4
on the Road	13-10
at Neutral Sites	9-4
Ranked Teams	19-6
Left-handed starter	15-5
Right-handed starter	35-13
Day Games	19-10
Night Games	31-8
TCU has 10+ hits	24-2
TCU has 15+ hits	6-0
Out-hit opponents	34-2
Out-hit by opponents	11-13
Equal number of hits	5-3
Opponent has < 10 hits	41-9
Opponent has > 10 hits	9-9
Horned Frogs hits HR	21-11
Horned Frog doesn't hit HR	29-7
TCU scores 0-5 runs	18-15
TCU scores 6-9 runs	21-3
TCU scores 10+ runs	11-0
Opponent scores 0-5 runs	42-5
Opponent scores 6-9 runs	6-8
Opponent scores 10+ runs	2-5
TCU starters pitch 5+ innings	35-6
TCU starters pitch < 5 innings	15-12
TCU staff posts 10+ Ks	23-6
TCU commits no errors	18-8
TCU commits 1-2 errors	29-9
TCU commits 3+ errors	3-1
One-run games	10-5
Two-run games	4-1
Five+ run games	22-6
Extra innings	6-0
Scored first	31-5
Opponent scored first	19-13
Score in first inning	18-3
Opponent scored in first inning	15-10
Leading after six	36-2
Trailing after six	5-15
Tied after six	9-1
Leading after seven	38-2
Trailing after seven	5-13
Tied after seven	5-2
Leading after eight	42-2
Trailing after eight	1-13
Tied after eight	5-2
On Monday	1-0
On Tuesday	9-2
On Wednesday	1-1
On Thursday	3-0
On Friday	13-3
On Saturday	12-6
On Sunday	11-6
In February	7-1
In March	14-4
In April	11-6
In May	10-5
In June	8-2

2017 SUPERLATIVES

BATTING:

	Avg.	AB	R	H	2B	3B	HR	RBI	TB	Slg%	BB	HBP	SO	SF	SH	SB-A	Fld%
Overall	.268	2290	451	614	109	12	58	408	921	.402	355	49	558	32	3	108-131	.974
Big 12	.277	824	145	228	43	1	22	131	339	.411	121	16	180	11	1	38-43	.981
Home	.286	1045	252	299	50	4	39	236	474	.454	187	29	240	17	2	49-58	.969
Away	.255	795	127	203	42	0	15	113	290	.365	114	14	190	13	0	41-50	.979
Neutral	.249	450	72	112	17	8	4	59	157	.349	54	6	128	2	1	18-23	.978
Starters	.271	2211	440	599	108	11	57	404	900	.407	339	46	526	32	2	106-129	.977
Reserves	.190	79	11	15	1	1	1	4	21	.266	16	3	32	0	1	2-2	.943
February	.267	258	69	69	11	1	11	62	115	.446	52	5	69	7	0	18-22	.959
March	.260	626	114	163	26	3	14	103	237	.379	90	7	158	6	1	30-35	.979
April	.290	568	115	165	27	1	14	104	236	.415	98	16	131	15	0	30-35	.984
May	.267	516	96	138	27	5	12	85	211	.409	68	12	103	4	1	17-20	.969
June	.257	292	57	75	18	2	7	54	118	.404	43	9	83	0	1	13-19	.967

Pitching:

	W-L-SV	G	ERA	IP	H	R	ER	BB	SO	HRA	B/Avg.
Overall	50-18-22	68	3.91	610.1	538	302	265	208	643	46	.235
Big 12	16-8-9	24	4.91	216.1	214	130	118	89	207	22	.259
Home	28-4-10	32	3.19	288.0	243	124	102	95	306	16	.227
Away	13-10-8	23	5.08	200.1	194	125	113	73	194	22	.255
Neutral	9-3-3	12	3.25	105.1	96	41	38	32	116	4	.245
Starters	31-9-0	68	3.60	337.2	272	146	135	116	354	21	.218
Relievers	19-9-22	68	4.29	272.2	266	156	130	92	289	25	.256
February	7-1-3	8	3.25	72.0	59	33	26	23	74	4	.218
March	14-4-7	18	3.42	166.0	127	73	63	57	183	6	.209
April	11-6-5	17	5.44	147.1	152	96	89	64	159	16	.269
May	10-5-4	15	4.30	136.0	137	75	65	39	124	13	.264
June	8-1-3	9	2.14	80.0	56	22	19	25	91	7	.194

HORNED FROG HOME RUNS

No.	Player	Date	Opponent	Pitcher	On	Inn.	Out	Count
1.	Elliott Barzilli	2/18	Penn State	Schuyler Bates	*0...	5	0	1-0
2.	Luken Baker	2/19	Penn State	Dakota Forsyth	0...	5	1	1-2
3.	Cam Warner	2/19	Penn State	Dakota Forsyth	1..	5	2	0-0
4.	Evan Skoug	2/21	UT Arlington	Jordan West	1..	8	2	2-2
5.	Elliott Barzilli	2/24	Arizona State	Eli Lingos	*0...	6	0	2-0
6.	Michael Landestoy	2/24	Arizona State	James Ryan	0...	9	1	3-2
7.	Austen Wade	2/24	Arizona State	James Ryan	0...	9	1	0-1
8.	Luken Baker	2/24	Arizona State	James Ryan	1..	9	1	1-2
9.	Luken Baker	2/25	Arizona State	Ryan Hingst	.2.	1	1	0-0
10.	Evan Skoug	2/28	Rice	Willy Amador	1..	1	1	0-0
11.	Austen Wade	2/28	Rice	Roel Garcia	*0...	5	0	3-2
12.	Austen Wade	3/3	LSU	Alex Lange	.2.	2	1	2-2
13.	Luken Baker	3/3	LSU	Alex Lange	1..	2	2	1-1
14.	Ryan Merrill	3/5	Ole Miss	Brady Feigl	0...	4	2	2-2
15.	Nolan Brown	3/11	UC Irvine	Jordan Bocko	*0...	7	0	2-1
16.	Ryan Merrill	3/17	Kansas	Zack Leban	*0...	7	0	1-1
17.	Elliott Barzilli	3/21	Abilene Christian	Nick Skeffington	0...	2	1	3-1
18.	Evan Skoug	3/24	Oklahoma State	Tyler Buffett	.2.	5	1	1-2
19.	Luken Baker	3/24	Oklahoma State	Carson Teel	*0...	8	0	2-2
20.	Nolan Brown	3/24	Oklahoma State	Carson Teel	0...	8	1	1-1
21.	Cam Warner	3/25	Oklahoma State	Blake Battenfield	*0...	3	0	3-2
22.	Ryan Merrill	3/28	UT Rio Grande Valley	Zach Martinez	.2.	2	1	2-2
23.	Mason Hesse	3/29	UT Rio Grande Valley	Austin Douglas	.3	2	2	0-1
24.	Zach Humphreys	3/29	UT Rio Grande Valley	Austin Douglas	.2.	4	1	0-1
25.	Evan Skoug	3/29	UT Rio Grande Valley	Austin Douglas	.2.	4	2	3-1
26.	Cam Warner	4/2	Kansas State	Nick Jones	.3	5	2	1-0
27.	Elliott Barzilli	4/7	Murray State	Ryan Dills	1..	2	2	2-2
28.	Luken Baker	4/7	Murray State	Ryan Dills	1..	3	2	1-1
29.	Evan Skoug	4/8	Murray State	Blake Clynes	.3	3	1	1-1
30.	Nolan Brown	4/8	Murray State	Blake Clynes	1..	3	2	1-0
31.	Luken Baker	4/11	Dallas Baptist	MD Johnson	*0...	2	0	3-2
32.	Evan Skoug	4/14	West Virginia	B.J. Myers	*0...	9	0	0-1
33.	Evan Skoug	4/15	West Virginia	Michael Grove	0...	6	1	1-2
34.	Evan Skoug	4/15	West Virginia	Kade Strowd	0...	9	1	2-1
35.	Ryan Merrill	4/22	Baylor	Kyle Hill	1..	7	2	1-2
36.	Cam Warner	4/23	Baylor	Cody Bradford	*0...	3	0	2-1
37.	Evan Skoug	4/23	Baylor	Cody Bradford	0...	3	0	1-2
38.	Austen Wade	4/24	Baylor	Hayden Kettler	0...	7	1	1-1
39.	Luken Baker	4/29	Texas Tech	Steven Gingery	*0...	2	0	3-2
40.	Evan Skoug	5/5	Texas	Morgan Cooper	1..	2	2	1-1
41.	Elliott Barzilli	5/5	Texas	Jake McKenzie	0...	5	1	1-2
42.	Ryan Merrill	5/5	Texas	Jake McKenzie	0...	5	1	1-0
43.	Evan Skoug	5/5	Texas	Beau Ridgeway	*0...	10	0	1-0
44.	Evan Skoug	5/6	Texas	Nolan Kingham	*0...	2	0	2-1
45.	Evan Skoug	5/13	Oklahoma	Devon Perez	0...	1	2	3-2
46.	Evan Skoug	5/14	Oklahoma	Braden Fink	1..	5	0	2-2
47.	Zach Humphreys	5/14	Oklahoma	Colton Berry	1..	6	0	0-2
48.	Evan Skoug	5/16	UT Arlington	Brad Vassar	.3	6	0	1-1
49.	Evan Skoug	5/18	Cal	Joey Matulovich	0...	1	2	0-0
50.	Cam Warner	5/19	Cal	Jared Horn	*0...	6	0	0-0
51.	Austen Wade	5/19	Cal	Erik Martinez	1..	6	2	0-0
52.	Evan Skoug	6/3	Central Conn. State	Jared Gallagher	.2.	8	0	0-0
53.	Josh Watson	6/5	Dallas Baptist	Coby Weaver	1..	3	2	3-2
54.	Evan Skoug	6/5	Dallas Baptist	Dalton Higgins	.2.	6	0	1-0
55.	Evan Skoug	6/10	Missouri State	Jordan Knutson	1..	8	1	2-1
56.	Evan Skoug	6/11	Missouri State	Doug Still	1..	3	0	0-1
57.	Elliott Barzilli	6/11	Missouri State	Jake Fromson	.2.	9	0	0-1
58.	Ryan Merrill	6/20	Texas A&M	Stephen Kolek	*0...	3	0	1-2

MULTIPLE-HIT GAMES

Player	2	3	4	5+	Total	Career
Cam Warner	16	5	-	-	21	44
Austen Wade	11	8	-	1	20	39
Evan Skoug	16	2	1	-	19	59
Nolan Brown	14	4	-	-	18	36
Elliott Barzilli	9	6	-	-	15	57
Josh Watson	13	1	-	-	14	31
Ryan Merrill	10	2	-	-	12	25
Luken Baker	11	1	-	-	12	39
Zach Humphreys	6	1	-	-	7	7
Connor Wanhanen	5	1	-	-	6	24
Mason Hesse	2	-	-	-	2	8
Michael Landestoy	1	-	-	-	1	6
Austin Ingraham	1	-	-	-	1	1
Evan Williams	1	-	-	-	1	1
Team	116	31	1	1	149	

MULTIPLE-RBI GAMES

Player	2	3	4	5+	Total	Career
Evan Skoug	10	8	2	-	20	46
Cam Warner	10	1	1	-	12	22
Austen Wade	9	3	-	-	12	19
Luken Baker	8	3	-	-	11	29
Ryan Merrill	10	-	1	-	11	18
Josh Watson	5	3	1	-	9	23
Zach Humphreys	7	1	-	-	8	8
Nolan Brown	4	1	2	-	7	15
Elliott Barzilli	3	2	1	-	6	29
Connor Wanhanen	5	-	-	-	5	23
Mason Hesse	1	1	-	1	3	7
Michael Landestoy	2	-	-	-	2	5
Evan Williams	-	1	-	-	1	1
Team	74	24	8	1	107	

PINCH-HITTING

Player	AVG.	AB-H-RBI	2B-3B-HR	BB-HP-SO
Elliott Barzilli	.000	0-0-0	0-0-0	1-0-0
Trent Franson	.333	3-1-0	0-0-0	2-0-1
Mason Hesse	.000	4-0-0	0-0-0	0-0-3
Zach Humphreys	.000	1-0-0	0-0-0	0-0-0
Austin Ingraham	.000	5-0-0	0-0-0	1-0-3
Michael Landestoy	.000	4-0-0	0-0-0	2-1-2
Ryan Merrill	.000	0-0-0	0-0-0	0-0-0
Connor Wanhanen	.333	3-1-0	0-0-0	1-0-0
Evan Williams	.000	4-0-0	0-0-0	2-0-4
Totals	.083	24-2-0	0-0-0	9-1-13

LONGEST STREAKS

Player	HITTING		REACHED BASE	
	2017	Career (Yr)	2017	Career (Yr)
Luken Baker	18	18 (2017)	29	37 (2016)
Elliott Barzilli	10	16 (2016)	16	17 (2016)
Nolan Brown	9	9 2x (2015, 17)	17	21 (2015)
Trent Franson	1	2 (2016)	3	4 (2016)
Mason Hesse	2	3 (2016)	3	5 (2016)
Zach Humphreys	3	3 (2017)	7	7 (2017)
Austin Ingraham	1	1 (2017)	3	2 (2017)
Michael Landestoy	4	4 (2017)	8	8 2x (2016, 17)
Ryan Merrill	6	8 (2016)	18	18 (2017)
Evan Skoug	8	18 (2015)	31	31 (2017)
Austen Wade	9	9 (2017)	34	34 (2017)
Connor Wanhanen	10	13 (2015)	26	26 (2017)
Cam Warner	14	20 (2016)	17	20 (2016)
Josh Watson	13	13 (2017)	15	15 (2017)
Evan Williams	3	3 (2017)	4	4 (2017)

2017 SUPERLATIVES

STARTERS BY POSITION

PITCHER: Howard (19); Janczak (15); Lodolo (15); Traver (12); Horton (3); Green (2); Eissler (1); King (1)
CATCHER: Skoug (57), Humphreys (11)
FIRST BASE: Wanhanen (29), Baker (27), Landestoy (12)
SECOND BASE: Warner (68)
THIRD BASE: Barzilli (65); Hesse (3)
SHORTSTOP: Merrill (62); Hesse (6)
LEFT FIELD: Watson (68)
CENTER FIELD: Brown (66); Wade (2)
RIGHT FIELD: Wade (60); Williams (5); Wanhanen (3)
DESIGNATED HITTER: Baker (20); Humphreys (16); Wanhanen (13); Skoug (11); Williams (5); Ingraham (2); Wade (1)

STARTERS BY BATTING ORDER

1. Wade (63); Wanhanen (4); Brown (1)
2. Warner (27); Humphreys (17); Barzilli (13); Wanhanen (9); Merrill (2)
3. Skoug (60); Baker (8)
4. Baker (39); Warner (21); Skoug (8)
5. Watson (38); Brown (18); Warner (9); Wanhanen (2); Merrill (1)
6. Brown (44); Barzilli (22); Watson (2)
7. Barzilli (22); Merrill (13); Warner (11); Wanhanen (11); Watson (4); Landestoy (3); Humphreys (2); Hesse (1); Brown (1)
8. Merrill (35); Watson (20); Humphreys (4); Williams (3); Hesse (3); Wanhanen (1); Barzilli (1); Brown (1)
9. Wanhanen (18); Merrill (11); Landestoy (9); Barzilli (7); Williams (7); Hesse (5); Humphreys (4); Watson (4); Ingraham (2); Brown (1)

SCORE BY INNING

Inn.	1	2	3	4	5	6	7	8	9	Ex.	Tot.
TCU	36	80	60	45	42	49	47	55	26	11	451
Opp.	54	12	31	28	35	33	32	37	39	1	302

STARTING PITCHING

Brian Howard (19).....	12-7
Jared Janczak (15).....	12-3
Nick Lodolo (15).....	13-2
Mitchell Traver (12).....	8-4
Dalton Horton (3).....	3-0
Haylen Green (2).....	1-1
Jake Eissler (1).....	1-0
Charles King (1).....	0-1

INHERITED RUNNERS

Pitcher.....	2017	Career
Austin Boyles	1/4	1/4
Dalton Brown	3/6	6/13
Ryan Burnett	4/6	18/38
Cal Coughlin	10/26	10/26
Jake Eissler	7/13	7/13
Durbin Feltman	0/9	1/23
Haylen Green	5/11	5/11
Jared Janczak.....	0/0	2/10
Charles King.....	6/17	6/17
Trey Morris	5/12	5/12
Sean Wymer.....	6/26	11/31

FIELDING BY POSITION:

PITCHERS

PLAYER	C	PO	A	E	FLD%	DPs	SBA	CSB	SBA%	PB	CI
Brian Howad	16	8	8	0	1.000	1	10	1	.909	0	0
Nick Lodolo	8	3	5	0	1.000	0	8	6	.571	0	0
Jake Eissler	7	2	5	0	1.000	0	4	3	.571	0	0
Dalton Horton	4	2	2	0	1.000	0	2	1	.667	0	0
Mitchell Traver	3	1	2	0	1.000	0	1	3	.250	0	0
Durbin Feltman	3	2	1	0	1.000	0	1	0	1.000	0	0
Dalton Brown	2	2	0	0	1.000	0	0	0	—	0	0
Ryan Burnett	1	0	1	0	1.000	0	0	0	—	0	0
Haylen Green	1	1	0	0	1.000	0	2	1	.667	0	0
Jared Janczak	29	9	18	2	.931	1	6	3	.667	0	0
Charles King	13	2	10	1	.923	0	2	1	.667	0	0
Cal Coughlin	5	2	2	1	.800	0	0	0	—	0	0
Trey Morris	5	2	2	1	.800	1	1	1	.500	0	0
Sean Wymer	14	3	8	3	.786	0	0	4	.000	0	0
Austin Boyles	4	1	2	1	.750	0	2	0	1.000	0	0

CATCHERS

PLAYER	C	PO	A	E	FLD%	DPs	SBA	CSB	SBA%	PB	CI
Zach Humphreys	131	120	9	2	.985	2	3	4	.429	0	0
Evan Skoug	575	514	51	10	.983	2	36	17	.679	7	2

FIRST BASE

PLAYER	C	PO	A	E	FLD%	DPs	SBA	CSB	SBA%	PB	CI
Michael Landestoy	213	194	18	1	.995	14	0	0	—	0	0
Luken Baker	225	206	16	3	.987	14	0	0	—	0	0
Connor Wanhanen	216	200	11	5	.977	16	0	0	—	0	0

SECOND BASE

PLAYER	C	PO	A	E	FLD%	DPs	SBA	CSB	SBA%	PB	CI
Mason Hesse	1	0	1	0	1.000	0	0	0	—	0	0
Cam Warner	322	109	207	6	.981	32	0	0	—	0	0
Michael Landestoy	5	1	3	1	.800	2	0	0	—	0	0

THIRD BASE

PLAYER	C	PO	A	E	FLD%	DPs	SBA	CSB	SBA%	PB	CI
Mason Hesse	12	3	9	0	1.000	1	0	0	—	0	0
Trent Franson	4	0	4	0	1.000	0	0	0	—	0	0
Elliott Barzilli	158	36	114	8	.949	4	0	0	—	0	0

SHORTSTOP

PLAYER	C	PO	A	E	FLD%	DPs	SBA	CSB	SBA%	PB	CI
Mason Hesse	32	8	24	0	1.000	7	0	0	—	0	0
Ryan Merrill	262	88	161	13	.950	29	0	0	—	0	0

OUTFIELD

PLAYER	C	PO	A	E	FLD%	DPs	SBA	CSB	SBA%	PB	CI
Connor Wanhanen	4	4	0	0	1.000	0	0	0	—	0	0
Nolan Brown	107	104	1	2	.981	0	0	0	—	0	0
Josh Watson	105	97	6	2	.981	0	0	0	—	0	0
Austen Wade	96	90	4	2	.979	2	0	0	—	0	0
Evan Williams	17	15	0	2	.882	0	0	0	—	0	0
Austin Ingraham	3	2	0	1	.667	0	0	0	—	0	0
Michael Landestoy	0	0	0	0	.000	0	0	0	—	0	0

2017 BIG 12 TOURNAMENT

2017 BIG 12 POSTSEASON CONFERENCE TOURNAMENT
MAY 24-28 • CHESAPEAKE BRICKTOWN BALLPARK • OKLAHOMA CITY, OKLA.

WEDNESDAY, MAY 24

No. 5 Baylor	1
No. 4 West Virginia	11/(8)
No. 8 Oklahoma State	3
No. 1 Texas Tech	0
No. 7 Kansas	7
No. 2 TCU	3
No. 6 Texas	8
No. 3 Oklahoma	4

THURSDAY, MAY 25

No. 5 Baylor	1
No. 1 Texas Tech	4
(Baylor eliminated)	
No. 3 Oklahoma	4
No. 2 TCU	9
(Oklahoma eliminated)	
No. 8 Oklahoma Stat4e	8
No. 4 West Virginia	4
No. 7 Kansas	4
No. 6 Texas	5

FRIDAY, MAY 26

No. 4 West Virginia	12
No. 1 Texas Tech	7/(10)
(Texas Tech eliminated)	
No. 6 Kansas	0
No. 2 TCU	6
(Kansas eliminated)	

SATURDAY, MAY 27

No. 8 Oklahoma State	4
No. 4 West Virginia	3/(10)
(West Virginia eliminated)	
No. 6 Texas	2
No. 2 TCU	9
No. 6 Texas	9
No. 2 TCU	3
(Texas eliminated)	

SUNDAY, MAY 28

No. 8 Oklahoma State	6
No. 6 Texas	5
(OSU wins NCAA automatic berth)	



2017 FORT WORTH REGIONAL

2017 NCAA FORT WORTH REGIONAL
JUNE 3-5 • LUPTON STADIUM • FORT WORTH, TEXAS

SATURDAY, JUNE 3

No. 3 Dallas Baptist	3
No. 2 Virginia	6
No. 4 Central Conn. St.	6
No. 1 TCU	9

SUNDAY, JUNE 4

No. 4 Central Conn. St.	5
No. 3 Dallas Baptist	6
(CCSU Eliminated)	
No. 1 TCU	5
No. 2 Virginia	1

SUNDAY, JUNE 5

No. 2 Virginia	8
No. 3 Dallas Baptist	11
(Virginia Eliminated)	
No. 3 Dallas Baptist	3
No. 1 TCU	15



2017 FORT WORTH SUPER REGIONAL

2017 NCAA FORT WORTH SUPER REGIONAL
JUNE 10-11 • LUPTON STADIUM • FORT WORTH, TEXAS

SATURDAY, JUNE 10

Missouri State Bears	2
#6 TCU Horned Frogs	3

SUNDAY, JUNE 11

#6 TCU Horned Frogs	8
Missouri State Bears	1
(TCU Advances to the College World Series)	



2017 COLLEGE WORLD SERIES

2017 NCAA COLLEGE WORLD SERIES
JUNE 17-29 • TD AMERITRADER PARK • OMAHA, NEB.

SUNDAY, JUNE 18

TCU	0
Florida	3

TUESDAY, JUNE 20

Texas A&M	1
TCU	4

THURSDAY, JUNE 22

Louisville	3
TCU	4

FRIDAY, JUNE 23

TCU	9
Florida	2

SATURDAY, JUNE 24

Florida	3
TCU	0



2017 BIG 12 CONFERENCE INFO

2017 FINAL BIG 12 STANDINGS

	Big 12	Pct.	GB	H	A	Overall	Pct.	H	A	N
Texas Tech!	16-8	.667	—	8-4	8-4	45-17	.726	24-7	15-6	6-4
TCU!	16-8	.667	—	10-2	6-6	50-18	.735	29-4	12-10	9-4
Oklahoma	12-11	.522	3.5	5-4	7-5	35-24	.593	23-6	11-13	1-5
West Virginia	12-12	.500	4.0	6-6	6-6	36-26	.581	14-8	15-16	7-2
Baylor	12-12	.500	4.0	5-7	7-5	34-23	.596	20-11	12-8	2-4
Texas	11-12	.478	4.5	7-5	4-7	39-24	.619	26-8	8-13	5-3
Kansas	11-13	.458	5.0	7-5	4-8	30-28	.517	20-12	9-12	1-4
Oklahoma St.*	8-14	.364	7.0	3-8	3-5	30-27	.526	16-14	6-10	8-3
Kansas State	8-16	.333	8.0	4-8	4-8	29-26	.527	19-13	5-10	5-3

! Indicates the co-regular season champions.

* Indicates the Big 12 postseason tournament champions.



2017 FINAL BIG 12 STATISTICS

HITTING STATISTICS

Player	Avg.	GP-GS	AB	R	H	2B	3B	HR	RBI	TB	SLG%	BB	HBP	SO	GDP	OB%	SF	SH	SB-ATT
Austen Wade	.389	19-19	72	16	28	6	0	1	9	37	.514	17	0	14	0	.495	2	0	4-6
Evan Skoug	.370	24-24	92	25	34	4	0	10	28	68	.739	13	2	22	2	.454	1	0	1-1
Cam Warner	.323	24-24	99	22	32	2	0	3	14	43	.434	10	1	14	2	.387	1	0	4-5
Luken Baker	.288	22-22	80	11	23	6	0	2	17	35	.438	14	3	15	2	.408	1	0	1-1
Ryan Merrill	.280	24-23	82	19	23	5	1	3	19	39	.476	14	1	20	3	.388	1	0	6-6
Nolan Brown	.258	24-24	93	13	24	6	0	1	11	33	.355	11	1	18	2	.336	2	0	13-13
Josh Watson	.222	24-24	81	11	18	2	0	0	10	20	.247	17	3	22	0	.369	2	0	1-2
Elliott Barzilli	.167	24-22	84	6	14	5	0	1	8	22	.262	7	0	13	5	.231	0	0	2-3

Trent Franson	.333	2-0	3	0	1	0	0	0	0	1	.333	0	0	0	0	.333	0	0	0-0
Connor Wanhnen	.293	18-17	58	13	17	4	0	0	8	21	.362	8	4	17	1	.408	1	0	2-2
Zach Humphreys	.250	4-2	12	3	3	1	0	1	2	7	.583	0	0	2	0	.250	0	0	0-0
Michael Landestoy	.237	19-7	38	5	9	2	0	0	3	11	.289	2	1	8	0	.293	0	0	2-2
Mason Hesse	.100	5-3	10	0	1	0	0	0	0	1	.100	1	0	4	1	.182	0	0	2-2
Evan Williams	.067	12-4	15	1	1	0	0	0	2	1	.067	7	0	7	0	.364	0	1	0-0
Austin Ingraham	.000	4-1	5	0	0	0	0	0	0	0	.000	0	0	4	0	.000	0	0	0-0
Totals	.277	24-24	824	145	228	43	1	22	131	339	.411	121	16	180	18	.376	11	1	38-43
Opponents	.259	24-24	825	130	214	35	5	22	118	325	.394	89	22	207	9	.345	7	13	15-22

LOB - Team (196), Opp (178). DPs turned - Team (12), Opp (22). CI - Team (1), Skoug 1. IBB - Team (6), Baker 2, Skoug 2, Landestoy 1, Wade 1, Opp (4). Picked off - Watson 2, Brown 1, Barzilli 1, Wade 1.

PITCHING STATISTICS

Player	ERA	W-L	App.	GS	CG	SO/CB	SV	IP	H	R	ER	BB	SO	2B	3B	HR	AB	B/Avg.	WP	HBP	BK	SF	SH
Jared Janczak	2.36	1-0	4	4	0	0/1	0	26.2	14	8	7	5	32	1	2	0	91	.154	2	2	0	2	1
Nick Lodolo	3.14	2-0	8	8	0	0/1	0	43.0	37	17	15	14	36	6	1	2	158	.234	4	4	0	1	2
Brian Howard	3.86	4-1	8	8	0	0/0	0	46.2	35	22	20	22	42	7	0	3	169	.207	2	5	0	0	2

Haylen Green	0.00	2-0	5	0	0	0/1	0	2.2	1	0	0	2	5	1	0	0	8	.125	0	0	0	0	0
Sean Wymer	1.96	4-3	12	0	0	0/1	0	23.0	22	8	5	4	18	5	0	1	82	.268	0	1	0	1	4
Cal Coughlin	3.24	1-0	9	0	0	0/0	0	8.1	7	3	3	5	9	2	0	1	31	.226	0	0	0	0	0
Ryan Burnett	6.00	0-0	3	0	0	0/0	0	3.0	6	2	2	0	3	0	0	0	15	.400	0	0	0	0	0
Durbin Feltman	6.55	0-2	11	0	0	0/1	7	11.0	11	10	8	9	12	0	0	1	40	.275	1	3	0	1	1
Charles King	8.36	0-1	7	0	0	0/0	0	14.0	22	13	13	6	12	2	0	2	61	.361	3	2	1	0	1
Austin Boyles	9.00	1-0	4	0	0	0/0	0	7.0	9	7	7	2	5	1	1	3	29	.310	1	0	1	0	1
Jake Eissler	9.53	0-0	5	0	0	0/0	1	5.2	9	6	6	1	7	0	0	1	26	.346	2	3	0	0	0
Mitchell Traver	9.75	0-1	4	4	0	0/0	0	12.0	13	13	13	13	15	2	0	4	47	.277	1	0	0	1	1
Trey Morris	10.12	1-0	6	0	0	0/1	0	10.2	20	13	12	3	7	4	1	3	51	.392	2	1	0	1	0
Dalton Brown	13.50	0-0	4	0	0	0/0	1	2.2	5	5	4	3	4	3	0	1	14	.357	2	1	0	0	0
Dalton Horton	99.00	0-0	1	0	0	0/0	0	0.0	3	3	3	0	0	1	0	0	3	1.000	0	0	0	0	0
Totals	4.91	16-8	24	24	0	2/2	9	216.1	214	130	118	89	207	35	5	22	825	.259	20	22	2	7	13
Opponents	5.47	8-16	24	24	0	0/0	1	210.2	228	145	128	121	180	43	1	22	824	.277	20	16	0	11	1

PB - Team (4), Skoug 4, Opp (3). Pickoffs - Team (1), Skoug 1, Opp (5). SBA/ATT - Skoug (15-21), Lodolo (5-9), Howard (2-3), Horton (2-2), Janczak (2-2), Feltman (1-1), Green (0-1), Wymer (0-1), Eissler (1-1), Morris (1-1), Boyles (1-1).

2017 BIG 12 CONFERENCE INFO/AWARDS

HITTING STATISTICS

School	Avg.	GP	AB	R	H	2B	3B	HR	RBI	TB	SLG%	BB	HBP	SO	GDP	OB%	SF	SH	SB-ATT
Texas Tech	.305	62	2163	442	659	133	26	60	396	1024	.473	262	49	456	45	.389	22	22	51-73
Baylor	.295	57	1913	344	565	103	14	51	318	849	.444	233	42	360	38	.380	21	39	23-41
West Virginia	.287	62	2137	370	613	97	18	53	331	905	.423	257	32	453	23	.368	26	45	73-110
Kansas State	.277	55	1864	338	517	89	12	51	308	785	.420	276	33	362	37	.377	20	30	57-74
Oklahoma	.271	59	1937	362	524	92	15	51	322	799	.412	270	62	411	49	.374	20	33	37-67
TCU	.268	68	2290	451	614	108	12	58	409	921	.402	355	49	558	36	.373	32	3	108-131
Oklahoma State	.266	57	1927	332	512	90	17	50	296	786	.408	284	57	511	31	.374	14	43	52-72
Kansas	.252	58	1875	293	473	104	8	18	274	647	.345	230	84	459	27	.356	24	31	36-54
Texas	.252	63	2018	321	508	106	5	52	290	780	.387	303	50	468	29	.359	28	39	70-89

PITCHING STATISTICS

School	ERA	W-L	G	CG	SO/CB	SV	IP	H	R	ER	BB	SO	2B	3B	HR	AB	B/Avg.	WP	HBP	BK
Texas	3.15	39-24	63	4	1/7	19	560.1	473	215	196	228	475	70	6	31	2044	.231	30	45	6
Texas Tech	3.73	45-17	62	0	2/2	22	553.0	493	262	229	271	559	103	12	27	2045	.241	59	59	13
TCU	3.89	50-18	58	1	5/4	23	610.1	538	302	264	208	643	90	13	46	2285	.235	50	63	6
West Virginia	4.23	36-26	62	2	2/2	11	551.0	501	289	259	255	519	96	9	53	2136	.245	36	59	8
Kansas	4.43	30-28	58	0	1/1	16	504.0	515	300	248	207	468	97	16	35	1875	.267	68	49	11
Oklahoma	4.43	35-24	59	0	5/5	11	516.0	486	292	254	272	531	87	6	26	1947	.250	57	45	5
Baylor	4.52	34-23	57	0	6/6	13	501.2	526	287	252	254	439	91	11	47	1909	.276	22	32	10
Oklahoma State	4.54	30-27	57	1	4/4	15	507.1	527	298	256	203	509	85	8	42	1984	.265	34	35	3
Kansas State	5.08	29-26	55	1	1/0	15	487.2	499	316	275	233	357	106	9	47	1879	.266	48	56	5

NATIONAL RANKINGS

TEAM RANKINGS:	
Base on Balls	4
K:BB Ratio; W-L Pct.	6
Stolen Bases	7
K/9	10
WHIP	11
Sacrifice Flies	14
Runs	19

INDIVIDUAL RANKINGS:

EVAN SKOUG:	
Home Runs	10
RBI	12

BRIAN HOWARD:

Games Started	1
Victories	2
Strikeouts	24

JARED JANCZAK:

Hits/9	13
WHIP	10

AUSTEN WADE:

Base on Balls	16
---------------	----

DURBIN FELTMAN:

Saves	2
-------	---

NOLAN BROWN:

Stolen Bases	11
--------------	----

2017 BIG 12 CONFERENCE HONORS

CO-PLAYER OF THE YEAR

Evan Skoug, TCU

Hunter Hargrove, Texas Tech

PITCHER OF THE YEAR

Steven Gingery, Texas Tech

CO-NEWCOMER OF THE YEAR

Montana Parsons, Baylor

Brylie Ware, Oklahoma

FRESHMAN OF THE YEAR

Josh Jung, Texas Tech

COACH OF THE YEAR

Steve Rodriguez, Baylor

FIRST TEAM

C Evan Skoug, TCU

IF Aaron Dodson, Baylor

IF Garrett Benge, Oklahoma State

IF Cam Warner, TCU

IF Orlando Garcia, Texas Tech

IF Hunter Hargrove, Texas Tech

OF Steele Walker, Oklahoma

OF Garrett McCain, Oklahoma State

OF Austen Wade, TCU

OF Cody Farhart, Texas Tech

UT Braden Zarbrisky, West Virginia

DH Brylie Ware, Oklahoma

P Troy Montemayor, Baylor

P Stephen Villines, Kansas

P Jared Janczak, TCU

P Morgan Cooper, Texas

P Nolan Kingham, Texas

P Steven Gingery, Texas Tech

SECOND TEAM

C Shea Langeliers, Baylor

C Renae Martinez, Oklahoma

IF James Cosentino, Kansas

IF Jake Scudder, Kansas State

IF Luken Baker, TCU

IF Kacy Clemens, Texas

IF Josh Jung, Texas Tech

OF Will Brennan, Kansas State

OF Nolan Brown, TCU

OF Kyle Davis, West Virginia

UT Cam Thompson, Kansas State

DH Matt Menard, Baylor

P JB Olson, Oklahoma

P Sean Wymer, TCU

P Nick Lodolo, TCU

P Montana Parsons, Baylor

P Michael Grove, West Virginia

P BJ Myers, West Virginia

HONORABLE MENTION

Baylor: Tucker Cascadden, Richard Cunningham,

Kameron Esthay, Nick Lewis, TJ Raguse, Davis

Wendzel

Kansas: Jackson Goddard, Rudy Karre, Matt

McLaughlin, Taylor Turski, Blake Weiman

Oklahoma: Connor Berry, Ben Hollas, Jake Irvin, Austin O'Brien, Devon Perez

Oklahoma State: Tyler Buffett, Colin Simpson

TCU: Durbin Feltman, Brian Howard

Texas: Bret Boswell, Kyle Johnston, Travis Jones, Ryan Reynolds, Beau Ridgeway, Austin Todd

Texas Tech: Parker Muskinski

West Virginia: Cole Austin, Jackson Cramer, Jimmy Galusky, Kyle Gray, Darius Hill, Sam Kesler, Brandon White

ALL-FRESHMAN TEAM

C Shea Langeliers, Baylor

IF/OF Davis Wendzel, Baylor

INF James Cosentino, Kansas

OF Will Brennan, Kansas State

IF/OF Cam Thompson, Kansas State

INF Brandon Zaragoza, Oklahoma

OF Cade Cabiness, Oklahoma State

P Nick Lodolo, TCU

OF Austin Todd, Texas

INF David Hamilton, Texas

C Michael Berglund, Texas Tech

INF Josh Jung, Texas Tech

OF Grant Little, Texas Tech

RHP Alek Manoah, West Virginia

HORNED FROG INDIVIDUAL RECORDS

HITTING

BATTING AVERAGE

Season: .465 Mike Ramsey (1985)
 Career: .421 Mike Ramsey (1984-85)

GAMES PLAYED

Season: 68 Elliott Barzilli, Evan Skoug (2017)
 68 Cam Warner, Josh Watson (2017)
 68 Bryan Holaday, Matt Curry (2010)
 Career: 251 Keaton Jones (2012-15)

AT BATS

Game: 10 Derek Odell
 vs. Sam Houston State (5-31-14)
 Season: 283 Cam Warner (2016)
 Career: 909 Jason Coats (2009-12)

RUNS

Game: 6 many times, most recently
 Austin Adams vs. Charlotte (4-23-05)
 Season: 77 Sam Lunsford (1996)
 Career: 232 Sam Lunsford (1995-98)

HITS

Game: 7 Brad Wallace vs. Maine (3-6-96)
 Season: 99 Jason Coats (2010)
 99 Bryan Holaday (2010)
 Career: 317 Royce Huffman (1996-99)

RBI

Game: 8 Royce Huffman
 vs. San Diego State (4-18-98)
 Season: 80 Chris Connally (1998)
 Career: 225 Royce Huffman (1996-99)

DOUBLES

Game: 3 13 times, most recently
 Jantzen Witte vs. Kansas (3-15-13)
 Season: 26 Matt Curry (2010)
 Career: 69 Jason Coats (2009-12)

TRIPLES

Game: 2 many times, most recently
 Cody Jones vs. Northwestern St. (3-13-13)
 Season: 9 Bernard Walker (1986)
 Career: 17 Erick Macha (1999-01)



Keaton Jones appeared in more games in a TCU uniform than any other Horned Frog. He also set the standard in the field with 760 assists.

HOME RUNS

Game: 3 11 times, most recently
 Jason Coats vs. Houston (4-11-10)
 Season: 23 Chris Connally (1997)
 23 Tom Hardgrove (1989)
 Career: 44 Royce Huffman (1996-99)

TOTAL BASES

Season: 176 Bryan Holaday (2010)
 Career: 528 Royce Huffman (1996-99)

SLUGGING PERCENTAGE

Season: .864 Chris Connally (1997)
 Career: .799 Chris Connally (1997-98)

SACRIFICES

Game: 3 Darren Thorpe
 vs. Southeastern Oklahoma (3-12-90)
 Season: 21 Kyle Bacak (2014)
 Career: 41 Jantzen Witte (2010-13)

WALKS

Game: 5 .. Kyle Von Tungeln vs. San Diego St. (4-20-12)
 5 Matt Curry vs. Arizona (6-5-10)
 Season: 57 Austen Wade (2016)
 57 Matt Curry (2010)
 Career: 158 Royce Huffman (1996-99)

HIT BY PITCH

Season: 25 Levi Groomer (2000)
 Career: 42 Chad Huffman (2004-06)

STOLEN BASES

Game: 4 10 times, most recently
 Jeff Yarbrough vs. BYU (3-21-98)
 Season: 44 Darren Thorpe (1998)
 Career: 94 Darren Thorpe (1986, 88-90)

HIT FOR THE CYCLE

Last Time: Shelby Ford vs. Cincinnati (5-8-05)

FIELDING

PUTOUTS

Game: 27 Kevin Cron
 vs. Sam Houston State (5-31-14)
 Season: 625 Matt Curry (2010)
 Career: 1,371 Matt Vern (2006-09)

ASSISTS

Game: 11 Keaton Jones
 vs. Sam Houston State (5-31-14)
 Season: 208 Keaton Jones (2015)
 Career: 760 Keaton Jones (2012-15)

ERRORS

Game: 4 Stuart Musslewhite
 vs. Oklahoma (4-12-05)
 4 Sonny Cason vs. Texas Tech (3-2-74)
 Season: 27 Taylor Featherston (2011)
 27 Taylor Featherston (2009)
 27 Kerby Smith (1994)
 Career: 70 Taylor Featherston (2009-11)



Preston Morrison dominated on the mound for four years. He's the only Horned Frog to throw over 400 innings in his career.

PITCHING

EARNED RUN AVERAGE

Season: 1.11 Tommy Gramly (1966)
 Career: 1.11 Tommy Gramly (1966)

APPEARANCES

Season: 38 Justin Scharf (2012)
 Career: 96 Trent Appleby (2008-11)

GAMES STARTED

Season: 19 Brian Howard (2017)
 19 Kyle Winkler (2010)
 Career: 61 Preston Morrison (2012-15)

VICTORIES

Season: 16 Matt Purke (2010)
 Career: 38 Frank Johnstone (1971-74)

INNINGS PITCHED

Season: 129.2 Preston Morrison (2014)
 Career: 471.1 Preston Morrison (2012-15)

COMPLETE GAME

Season: 11 Kenny Benedict (1977)
 Career: 37 Frank Johnstone (1971-74)

SAVES

Season: 17 Durbin Feltman (2017)
 Career: 32 Riley Ferrell (2013-15)

STRIKEOUTS

Game: 18 Tommy Gramly
 vs. Texas Tech (4-9-77)
 Season: 151 Lance Broadway (2005)
 Career: 336 Shawn Thompson (1997-00)

WALKS

Game: 11 Brian Ohnoutka vs. Texas (3-30-85)
 Season: 68 Mickey McCarty (1967)
 Career: 153 Cameron Young (1977-80)

HORNED FROG TEAM RECORDS

HITTING

BATTING AVERAGE

Season334 (2010)

SLUGGING PERCENTAGE

Season551 (2010)

LEFT ON BASE

Season 573 (1996)

AT BATS

Game 72 vs. Sam Houston State (5-31-14)

Season 2,427 (2010)

RUNS

Game 30 vs. Louisville (5-16-03)

Season 574 (2010)

HITS

Game 35 vs. Louisville (5-16-03)

Season 811 (2010)

RBI

Game 29 vs. Iowa State (3-15-01)

Season 519 (2010)

DOUBLES

Game 9 @ UT Pan American (4-11-09)

9 vs. New Mexico (3-21-99)

Season 178 (2010)

TRIPLES

Game 4 vs. Fresno St. (4-7-00)

4 vs. Texas A&M (4-6-57)

Season 33 (1998, 2001)

HOME RUNS

Game 9 @ New Mexico (5-9-10)

9 @ Charlotte (4-23-05)

9 vs. Iowa State (3-15-01)

Season 101 (2010)

TOTAL BASES

Game 67 @ New Mexico (5-9-10)

Season 1,338 (2010)

STOLEN BASES

Game 10 vs. Texas A&M (5-12-56)

Season 134 (1996)

SACRIFICES

Game 7 vs. San Diego State (4-1-10)

Season 104 (2010)

WALKS

Game 22 vs. Rice (4-16-48)

Season 382 (1996)

HIT BY PITCH

Game 6 vs. Northern Colorado (2-18-14)

6 vs. Dayton (6-2-12)

6 vs. Dallas Baptist (2-5-04)

6 vs. UT-Arlington (2-5-99)

6 vs. UT-Arlington (2-2-98)

Season: 91 (2011)

FIELDING

FIELDING PERCENTAGE

Season979 (2015)

PUTOUTS

Game 66 vs. Sam Houston State (5-31-14)

Season 1,831 (2017)

ASSISTS

Game 29 vs. Sam Houston State (5-31-14)

Season 786 (2008)

ERRORS

Game 9 vs. Oklahoma (4-12-05)

Season 130 (1996)

DOUBLE PLAYS

Game 5 vs. San Diego State (5-20-12)

Season 71 (2010)

PITCHING

EARNED RUN AVERAGE

Season 1.71 (1972)

MOST RUNS ALLOWED

Game 26 vs. SW Missouri St. (4-8-90)

Season 464 (1996)

FEWEST RUNS ALLOWED PER GAME

Season 2.12 (1972)

MOST HITS ALLOWED

Game 26 (2 times)

Season 670 (2004)

FEWEST HITS ALLOWED

Season 237 (1972)

STRIKEOUTS

Game 26 vs. Texas A&M (3-4-17)

Season 643 (2017)

WALKS

Game 15 vs. Oklahoma St. (3-31-87)

Season 382 (1996)

SAVES

Season 22 (2017)

MOST INNINGS

Game 22 vs. Sam Houston State (5-31-14)

Season 610.1 (2017)

TEAM

MOST GAMES PLAYED 68 (2010, 2017)

MOST VICTORIES 54 (2010)

MOST LOSSES 35 (1987)

WINNING PCT.840 (21-4) (1963)

LARGEST MARGIN OF VICTORY

..... 28 vs. Louisville (30-2) (5-16-03)

FROGS IN NCAA RECORD BOOK

CONSECUTIVE TIMES ON BASE

17 Lew Williams (1987)


(16 times vs. Rice, 1 vs. N. Texas)

TEAM WALKS IN AN INNING

11 vs. Dallas Baptist (2-23-98)

INDIVIDUAL WALKS IN AN INNING

3 Jeff Yarbrough vs. Dallas Baptist (2-23-98)



Jeff Yarbrough holds the NCAA record for most walks in an inning, drawing three in a 1998 contest against Dallas Baptist.



Durbin Feltman was instrumental in the Frogs setting a season record of 22 saves in 2017. He posted a school-record 17 saves in 2017.

INDIVIDUAL SEASON RECORDS

GAMES PLAYED

68	Elliott Barzilli (2017)
68	Evan Skoug (2017)
68	Cam Warner (2017)
68	Josh Watson (2017)
68	Bryan Holaday (2010)
68	Matt Curry (2010)

AT-BATS

283	Cam Warner (2016)
279	Bryan Holaday (2010)
274	Jason Coats (2010)
268	Cam Warner (2017)
267	Boomer White (2014)

RUNS SCORED

77	Sam Lunsford (1996)
75	Royce Huffman (1999)
72	Bryan Holaday (2010)
72	Chris Connally (1998)
71	Sam Lunsford (1998)
71	Chris Connally (1997)

HITS

99	Bryan Holaday (2010)
99	Jason Coats (2010)
97	Chad Huffman (2004)
94	Luken Baker (2016)
94	Terry Troholz (2002)
94	Royce Huffman (1999)

BATTING AVG. (MIN. 150 AB)

.465	Mike Ramsey (1985)
.441	Terry Troholz (2002)
.422	Royce Huffman (1999)
.420	Royce Huffman (1998)
.414	Chris Connally (1997)

RUNS BATTED IN

80	Chris Connally (1998)
77	Royce Huffman (1998)
72	Chris Connally (1997)
72	Tommy Crain (1974)
71	Evan Skoug (2017)
71	Austin Adams (2007)
71	Chad Huffman (2006)
71	Tom Hardgrove (1989)

DOUBLES

26	Matt Curry (2010)
24	Bryan Holaday (2010)
23	Jaasn Coats (2010)
23	Matt Carpenter (2009)
21	Evan Skoug (2016)
21	Jantzen Witte (2011)
21	Chris Ellington (2008)
21	Andrew Walker (2007)
21	Stuart Musslewhite (2005)
21	Jeff McCurdy (1996)
21	David Johnson (1996)

TRIPLES

9	Bernard Walker (1986)
8	Rudy Rivera (2001)
8	Erick Macha (2000)
8	Paul Gonzalez (1989)
8	Bubba Jackson (1986)

HOME RUNS

23	Chris Connally (1997)
23	Tom Hardgrove (1989)
21	Chris Thomsen (1991)
20	Evan Skoug (2017)
19	Ryan Dunn (1997)

TOTAL BASES

176	Bryan Holaday (2010)
171	Chris Connally (1997)
169	Jason Coats (2010)
168	Matt Curry (2010)
167	Chris Connally (1998)

STOLEN BASES

44	Darren Thorpe (1989)
43	Darren Thorpe (1990)
34	Fred Benavides (1987)
33	Cody Jones (2015)
33	Bernard Walker (1986)

SLUGGING PCT. (MIN 150 AB)

.864	Chris Connally (1997)
.783	Royce Huffman (1998)
.748	Tommy Crain (1974)
.742	Chad Huffman (2006)
.742	Chris Connally (1998)
.742	Mike Ramsey (1985)

WALKS

57	Austen Wade (2016)
57	Matt Curry (2010)
54	Sam Lunsford (1996)
53	Ryan Dunn (1996)
53	Darren Thorpe (1989)
52	Shawn Stanek (1994)

HIT BY PITCH

25	Levi Groomer (2000)
21	Ben Carruthers (2008)
20	Chad Huffman (2004)
19	Mark Silva (1999)
18	Taylor Featherston (2011)
18	Clint Arnold (2007)
18	Shelby Ford (2005)
18	Shelby Ford (2004)

STRIKEOUTS

98	Evan Skoug (2017)
67	Walter Olmstead (2001)
65	Josh Watson (2016)
64	Josh Watson (2017)
64	Walter Olmstead (2002)

SACRIFICES

21	Kyle Bacak (2014)
19	Hunt Woodruff (2008)
18	Aaron Schultz (2010)
18	Bryan Kervin (2006)
17	Keaton Jones (2015)

PUTOUTS

625	Matt Curry (2010)
520	Walter Olmstead (2001)
514	Evan Skoug (2017)
511	Walter Olmstead (2002)
500	Joe Weik (2011)

ASSISTS

208	Keaton Jones (2015)
207	Cam Warner (2017)
203	Ben Carruthers (2008)
197	Taylor Featherston (2010)
196	Keaton Jones (2014)

PITCHING APPEARANCES

38	Justin Scharf (2012)
33	Jeff Baker (1994)
32	Riley Ferrell (2015)
32	Sam Demel (2007)
32	Robbie Findlay (2004)

GAMES STARTED

19	Kyle Winkler (2010)
18	Preston Morrison (2014)
18	Matt Purke (2010)
18	Steven Maxwell (2010)
18	Flint Wallace (1996)
18	Clayton Jerome (2004)

VICTORIES

16	Matt Purke (2010)
15	Lance Broadway (2005)
14	Jake Arrieta (2006)
12	Brian Howard (2017)
12	Preston Morrison (2015)
12	Kyle Winkler (2010)

INNINGS PITCHED

129.2	Preston Morrison (2014)
122.0	Preston Morrison (2015)
117.0	Lance Broadway (2005)
116.2	Kyle Winkler (2010)
116.1	Matt Purke (2010)

COMPLETE GAMES

11	Kenny Benedict (1977)
10	Frank Johnstone (1973)
10	Frank Johnstone (1972)
10	Jess Cole (1972)
10	Lance Brown (1963)
10	Mickey McCarty (1967)

STRIKEOUTS

151	Lance Broadway (2005)
142	Matt Purke (2010)
134	Brandon Finnegan (2014)
125	Brad Furnish (2006)
120	Tim Mauser (1988)

EARNED RUN AVERAGE

1.11	Tommy Gramly (1966)
1.25	Frank Johnstone (1972)
1.46	Rod Monahan (1970)

SAVES

17	Durbin Feltman (2017)
15	Riley Ferrell (2014)
14	Riley Ferrell (2015)
13	Sam Demel (2007)
11	Robbie Findlay (2004)

INDIVIDUAL CAREER RECORDS

GAMES PLAYED

251.....	Keaton Jones (2012-15)
241.....	Matt Carpenter (2005-09)
234.....	Jason Coats (2009-12)
234.....	Austin Adams (2004-07)
229.....	Derek Odell (2012-15)

AT-BATS

909.....	Jason Coats (2009-12)
845.....	Derek Odell (2012-15)
843.....	Matt Carpenter (2005-09)
823.....	Keaton Jones (2012-15)
793.....	Royce Huffman (1996-99)
793.....	Sam Lunsford (1995-98)

RUNS SCORED

232.....	Sam Lunsford (1995-98)
229.....	Royce Huffman (1996-99)
192.....	Jason Coats (2009-12)
180.....	Chad Huffman (2004-06)
176.....	Matt Carpenter (2005-09)

HITS

317.....	Royce Huffman (1996-99)
304.....	Jason Coats (2009-12)
263.....	Matt Carpenter (2005-09)
263.....	Chad Huffman (2004-06)
262.....	Austin Adams (2004-07)

BATTING AVG. (MIN. 250 AB)

.421.....	Mike Ramsey (1984-85)
.400.....	Royce Huffman (1996-99)
.395.....	Chris Connally (1997-98)
.378.....	Scott Malone (1990-92)
.374.....	Chad Huffman (2004-06)

RUNS BATTED IN

225.....	Royce Huffman (1996-99)
202.....	Jason Coats (2009-12)
175.....	Austin Adams (2004-07)
168.....	Evan Skoug (2015-17)
168.....	Chad Huffman (2004-06)

DOUBLES

69.....	Jason Coats (2009-12)
63.....	Jantzen Witte (2010-13)
59.....	Royce Huffman (1996-99)
57.....	Matt Carpenter (2005-09)
50.....	Matt Vern (2006-09)

TRIPLES

17.....	Erick Macha (1999-2001)
14.....	Brad Wallace (1992-96)
13.....	Taylor Featherston (2009-11)
13.....	Mike Losa (1988-92)
12.....	Jason Coats (2009-12)
12.....	Bernard Walker (1985-86)

HOME RUNS

44.....	Royce Huffman (1996-99)
40.....	Chris Connally (1997-98)
39.....	Chad Huffman (2004-06)
36.....	Evan Skoug (2015-17)
36.....	Ryan Dunn (1995-97)

TOTAL BASES

528.....	Royce Huffman (1996-99)
496.....	Jason Coats (2009-12)
439.....	Chad Huffman (2004-06)
417.....	Austin Adams (2004-07)
416.....	Bryan Holaday (2008-10)

SLUGGING PCT. (MIN 250 AB)

.799.....	Chris Connally (1997-98)
.666.....	Royce Huffman (1996-99)
.624.....	Chad Huffman (2004-06)
.619.....	Mike Ramsey (1984-85)
.614.....	Jeff Newman (1968-70)

WALKS

158.....	Royce Huffman (1996-99)
150.....	Matt Carpenter (2005-09)
143.....	Sam Lunsford (1995-98)
127.....	Ryan Dunn (1995-97)
125.....	Cody Jones (2013-15)

STRIKE OUTS

195.....	Evan Skoug (2015-17)
172.....	Keaton Jones (2012-15)
172.....	Matt Vern (2006-09)
160.....	Ryan Dunn (1995-97)
152.....	Walter Olmstead (2000-02)

STOLEN BASES

94.....	Darren Thorpe (1986, 88-90)
91.....	Sam Lunsford (1995-98)
75.....	Cody Jones (2013-15)
64.....	Jeff Yarbrough (1995-98)
56.....	Bernard Walker (1985-86)

SACRIFICES

52.....	Keaton Jones (2012-15)
41.....	Jantzen Witte (2010-13)
40.....	Bryan Kervin (2006-08)
33.....	Kyle Bacak (2013-14)
33.....	Terry Trofholz (2001-03)

PUTOUTS

1,391.....	Evan Skoug (2015-17)
1,371.....	Matt Vern (2006-09)
1,284.....	David Wallace (1996-99)
1,249.....	Bryan Holaday (2008-10)
1,218.....	Sam Lunsford (1995-98)

ASSISTS

760.....	Keaton Jones (2012-15)
554.....	Taylor Featherston (2009-11)
515.....	Trey Brooks (1978-81)
507.....	Derek Odell (2012-15)
492.....	Ben Carruthers (2006-09)
492.....	Bryan Kervin (2006-08)

PITCHING APPEARANCES

96.....	Trent Appleby (2008-11)
88.....	Trey Teakell (2011-15)
88.....	Tyler Lockwood (2007-10)
86.....	Riley Ferrell (2013-15)
85.....	Stan Newton (1998-2001)

GAMES STARTED

61.....	Preston Morrison (2012-15)
54.....	Clayton Jerome (2001-04)
54.....	Shawn Thompson (1997-74)
47.....	Frank Johnstone (1971-74)
46.....	Kyle Winkler (2009-11)

VICTORIES

38.....	Frank Johnstone (1971-74)
37.....	Preston Morrison (2012-15)
28.....	Clayton Jerome (2001-04)
27.....	Kyle Winkler (2009-11)
27.....	Scott Atchison (1995-99)

INNINGS PITCHED

471.1.....	Preston Morrison (2012-15)
386.0.....	Clayton Jerome (2001-04)
378.0.....	Frank Johnstone (1971-74)
371.2.....	Shawn Thompson (1997-2001)
304.0.....	Scott Atchison (1995-99)

COMPLETE GAMES

37.....	Frank Johnstone (1971-74)
20.....	Reuben Tomlin (1975-78)
18.....	Brian Ohnoutka (1983-85)

STRIKE OUTS

336.....	Shawn Thompson (1997-2000)
322.....	Preston Morrison (2012-15)
312.....	Clayton Jerome (2001-04)
307.....	Scott Atchison (1995-99)
299.....	Frank Johnstone (1971-74)

WALKS

153.....	Cameron Young (1977-80)
145.....	Brian Ohnoutka (1983-85)
130.....	Kelly Johns (1991-93)

EARNED RUN AVERAGE

1.11.....	Tommy Gramly (1966)
1.50.....	Chuck Machemehl (1967-68)
1.62.....	Lance Broadway (2005)
1.63.....	Mickey McCarty (1967-68)
1.85.....	Preston Morrison (2012-15)

SAVES

32.....	Riley Ferrell (2013-15)
26.....	Durbin Feltman (2016-present)
20.....	Sam Demel (2005-07)
15.....	Travis Barr (1989-91)
14.....	Tim Grieve (11990, 92-94)



Jason Coats left his mark on the record book, ranking in the top five of most offensive categories.

BATTING STATISTICS SINCE 1966

YEAR	GP	AVG.	AB	R	H	2B	3B	HR	RBI	TB	SLG%	OB%	SB	BB	HBP	SO	SF	SH	PO	A	E	PCT.
1966	31	.278	1078	208	300	56	8	20	174	432	.401	—	43	169	14	196	—	30	848	307	41	.966
1967	30	.276	990	173	273	40	5	24	151	395	.399	—	21	156	7	148	—	34	775	333	49	.958
1968	29	.278	980	177	272	53	8	27	146	422	.431	—	30	130	11	228	—	23	755	313	57	.950
1969	30	.304	963	195	293	37	7	24	174	416	.432	—	19	125	—	151	—	—	728	295	58	.939
1970	32	.260	988	132	257	31	10	15	118	353	.357	—	31	119	16	203	—	30	770	250	53	.950
1971	41	.261	1226	399	321	50	8	25	185	462	.377	—	27	147	—	172	—	—	—	—	—	—
1972	42	.276	1193	189	331	45	13	20	153	462	.387	—	33	177	13	213	—	21	914	402	52	.961
1973	43	.268	1235	228	331	57	10	26	191	486	.394	—	48	188	7	238	—	22	995	485	53	.965
1974	48	.313	1462	314	457	57	9	49	270	679	.464	—	61	215	13	212	—	26	1111	442	67	.958
1975	46	.276	1411	267	390	61	13	33	230	576	.408	—	39	194	15	168	—	—	1183	452	77	.955
1976	46	.282	1346	233	380	57	11	33	206	558	.415	—	58	170	18	203	—	—	1061	465	62	.961
1977	45	.275	1362	247	375	58	6	14	217	487	.358	.380	51	199	21	169	6	9	1025	368	85	.949
1978	47	.265	1392	242	360	53	10	37	201	544	.391	.375	42	229	13	217	10	26	1051	441	75	.952
1979	45	.267	1259	213	336	64	6	29	178	499	.396	.369	51	178	8	163	11	26	996	496	66	.958
1980	49	.290	1417	282	411	91	12	27	249	607	.428	.414	46	268	10	170	13	48	1108	477	82	.951
1981	46	.259	1269	224	329	51	15	22	198	491	.387	.379	78	216	8	206	13	33	1031	534	68	.958
1982	43	.254	1194	199	303	46	5	19	167	416	.348	.376	40	197	15	196	13	27	960	447	96	.936
1983	51	.301	1580	306	475	79	21	27	280	680	.430	.400	42	223	16	225	13	29	1184	477	84	.952
1984	47	.304	1454	277	442	73	13	24	234	613	.422	.414	98	228	14	215	18	27	1129	493	84	.951
1985	52	.306	1523	318	466	63	19	32	283	663	.435	.409	91	223	16	218	15	22	1188	533	62	.965
1986	60	.321	1879	421	603	91	31	32	366	852	.453	.430	101	266	29	275	37	39	1418	634	92	.957
1987	59	.289	1834	342	530	88	13	41	294	767	.418	.387	86	243	16	299	21	20	1384	542	97	.952
1988	59	.293	1863	334	545	94	19	46	298	815	.437	.395	42	254	20	314	26	21	1419	562	100	.952
1989	59	.282	1765	393	497	86	25	55	335	810	.459	.403	108	298	16	334	26	16	1379	534	77	.961
1990	59	.302	1869	378	564	89	25	55	318	868	.464	.402	133	264	13	312	21	25	1421	524	129	.938
1991	59	.290	1832	337	531	88	18	52	281	811	.443	.387	46	242	22	274	16	29	1434	576	94	.955
1992	55	.277	1759	267	487	80	12	30	237	681	.387	.373	54	215	23	274	20	32	1379	505	86	.956
1993	56	.302	1809	397	546	101	30	53	348	866	.479	.407	52	253	31	335	22	15	1364	506	89	.955
1994	60	.308	2011	486	619	120	24	69	434	809	.402	.429	58	351	34	353	24	22	1521	655	98	.957
1995	56	.281	1775	367	498	103	18	43	316	766	.432	.397	99	325	30	369	19	19	1362	585	115	.944
1996	67	.320	2306	538	739	151	23	58	478	1110	.481	.424	134	382	57	448	32	26	1683	762	130	.950
1997	53	.324	1851	437	600	108	18	75	391	969	.524	.411	59	252	43	356	30	19	1347	635	112	.947
1998	56	.308	1947	481	599	108	33	76	440	1001	.514	.408	98	297	52	405	28	16	1460	614	61	.971
1999	58	.308	2024	473	623	130	22	66	435	995	.492	.412	71	303	83	375	38	26	1537	591	100	.955
2000	56	.291	1885	310	548	112	24	44	279	840	.446	.372	69	189	69	375	22	36	1445	640	96	.956
2001	60	.309	2058	387	635	117	33	50	348	968	.470	.383	57	221	42	373	21	35	1542	684	70	.970
2002	59	.304	1996	390	606	111	21	51	354	912	.457	.378	88	196	55	349	23	48	1513	629	66	.970
2003	57	.307	1958	403	602	117	20	60	368	939	.480	.382	79	203	50	367	29	34	1470	571	79	.963
2004	65	.294	2245	427	660	119	13	73	380	1024	.456	.379	63	229	88	415	15	27	1703	643	93	.962
2005	61	.310	2197	454	680	144	14	75	411	1077	.490	.393	43	246	67	435	17	29	1622	616	93	.960
2006	62	.311	2149	431	669	124	13	52	397	975	.454	.401	62	268	68	408	20	53	1648	606	74	.968
2007	62	.310	2167	458	672	135	17	64	411	1033	.477	.390	65	207	89	340	19	51	1656	709	61	.975
2008	63	.301	2149	415	647	134	17	37	375	926	.431	.381	60	222	76	310	33	62	1702	786	62	.976
2009	58	.308	2015	418	621	134	21	67	375	998	.495	.387	59	228	54	386	34	46	1553	718	73	.969
2010	68	.334	2427	574	811	178	23	101	519	1338	.551	.410	72	269	73	474	41	63	1823	773	78	.971
2011	62	.306	2144	416	655	141	24	50	375	994	.464	.387	78	217	91	396	38	51	1681	729	84	.966
2012	62	.271	2084	360	564	99	16	39	311	812	.390	.358	63	235	59	422	22	42	1666	709	84	.966
2013	57	.246	1893	246	465	74	11	13	225	600	.317	.335	38	220	46	362	22	51	1543	731	65	.972
2014	66	.278	2260	333	628	101	12	14	291	795	.352	.368	93	262	75	353	26	64	1840	757	60	.977
2015	66	.285	2255	388	643	88	13	27	339	838	.372	.368	119	261	49	459	27	29	1809	730	55	.979
2016	67	.302	2297	467	693	139	22	55	407	1041	.453	.393	97	315	47	446	26	7	1759	700	65	.974
2017	68	.268	2290	451	614	109	21	58	408	921	.402	.373	108	355	49	558	32	3	1831	705	67	.974

BATTING AVERAGE

1966	Jimmy Duffy	.343
1967	Richard Hooper	.377
1968	Larry Peel	.351
1969	Dick Gage	.375
1970	Mike Marion	.389
1971	Glenn Monroe	.353
1972	Jimmy Torres	.343
1973	Phil Turner	.388
1974	Tommy Crain	.401
1975	Tommy Crain	.396
1976	Gene Burton	.353
1977	Biff LeFevre	.349
1978	Steve Houk	.346
1979	Don Peterson	.347
1980	Scott Ringnald	.361
1981	Tom Houk	.333
1982	Denny Day	.318
1983	John Herrick	.359
1984	Johnny Morgan	.380
1985	Mike Ramsey	.465
1986	Bubba Jackson	.357
1987	Lew Williams	.348
1988	Paul Gonzalez	.337
1989	Rob Jones	.311
1990	Scott Malone	.358
1991	Scott Malone	.385
1992	Scott Malone	.394
1993	Adam Robson	.348
1994	Darren Tawwwater	.373
1995	Jason McClure	.327
1996	Jeff McCurdy	.365
1997	Chris Connolly	.414
1998	Royce Huffman	.420
1999	Royce Huffman	.422
2000	Mark Hamilton	.370
2001	Erick Macha	.350
2002	Terry Trofholz	.441
2003	Jake Duncan	.368
2004	Chad Huffman	.383
2005	Shelby Ford	.370
2006	Chad Huffman	.388
2007	Keith Conlon	.399
2008	Clint Arnold	.378
2009	Matt Vern	.360
2010	Jason Coats	.361
2011	Taylor Featherston	.335
2012	Kevin Cron	.338
2013	Boomer White	.314
2014	Garrett Crain	.324
2015	Cody Jones	.353
2016	Luken Baker	.379
2017	Austen Wade	.332

HITS

1966	Jimmy Duffy	44
1967	Richard Hooper	40
1968	Jeff Newman	42
1969	Dick Gage	42
1970	Glenn Monroe	34
1971	Phil Turner	47
1972	Jimmy Torres	48
1973	Tom Butler	50
1974	Tommy Crain	67
1975	Tommy Crain	59
1976	Gene Burton	55
1977	Biff LeFevre	57
1978	Trey Brooks	45
1979	John Shelley	45
1980	Don Peterson	52
1981	Scott Ringnald	53
1982	Trey Brooks	47
1983	Carlos Barrett	37
1984	John Herrick	60
1985	Mike Ramsey	55
1986	Mike Ramsey	72
1987	Tony Wilmot	73
1988	Lew Williams	69
1989	Paul Gonzalez	69
1990	Tom Hardgrove	60
1991	Mike Losa	78
1992	Scott Malone	82
1993	Chris Thomsen	82
1994	Scott Malone	74
1995	Adam Robson	68
1996	Darren Tawwwater	70
1997	Jason McClure	64
1998	David Johnson	89
1999	Chris Connolly	82
2000	Royce Huffman	89
2001	Royce Huffman	94
2002	Erick Macha	85
2003	Terry Trofholz	94
2004	Jack Duncan	81
2005	Chad Huffman	97
2006	Chad Huffman	85
2007	Bryan Kevin	85
2008	Austin Adams	78
2009	Clint Arnold	90
2010	Chris Ellington	78
2010	Bryan Holaday	79
	Jason Coats	94
2011	Jantzen Witte	89
2012	Josh Elander	70
2013	Jantzen Witte	61
2014	Boomer White	84
2015	Cody Jones	89
2016	Luken Baker	94
2017	Austen Wade	92

PITCHING STATISTICS SINCE 1966

YEAR	ERA	W-L-T	CG	SHO	SVS	IP	H	H/9	R	ER	BB	BB/9	SO	SO/9	2B	3B	HR	B/AVG.	HBP
1966	2.50	21-9-1	13	3	N/A	281.0	192	6.1	103	78	127	4.1	289	9.3	30	4	7	.190	10
1967	1.99	20-9-1	17	5	N/A	258.1	187	6.5	81	57	136	4.7	185	6.5	26	5	8	.206	10
1968	2.83	20-9-0	6	3	N/A	245.0	204	7.5	110	77	117	4.3	188	6.9	30	12	14	.215	7
1969	2.78	22-8-0	9	2	N/A	246.0	210	7.7	125	76	152	5.6	197	7.2	N/A	N/A	N/A	N/A	N/A
1970	3.18	17-15-0	14	7	N/A	257.1	222	7.8	122	91	129	4.5	192	6.7	22	7	9	.233	12
1971	3.70	22-19-0	21	6	N/A	296.1	282	8.6	154	122	148	4.5	237	7.2	35	12	11	.241	13
1972	1.71	29-13-0	33	10	N/A	362.1	237	6.6	89	62	106	2.9	251	6.9	29	5	5	.193	2
1973	2.19	31-12-0	25	7	N/A	332.1	275	7.5	111	81	112	3.0	237	6.4	35	7	5	.224	6
1974	4.24	31-17-0	25	3	N/A	367.0	364	9.0	209	173	166	4.1	200	4.9	38	14	21	.255	10
1975	4.64	29-17	17	9	N/A	362.2	380	9.4	233	187	196	4.9	209	5.2	21	13	16	.265	16
1976	4.50	22-24-0	19	4	N/A	354.0	377	9.6	215	177	156	4.0	214	5.4	61	10	27	.280	12
1977	5.49	22-22-1	26	4	N/A	347.1	432	11.2	268	212	166	4.3	191	5.0	77	13	31	.300	11
1978	6.13	17-29-1	19	1	N/A	350.2	427	11.0	298	239	217	5.6	177	4.5	63	11	48	.301	11
1979	5.37	21-24-0	11	1	6	332.0	364	9.9	247	198	201	5.4	226	6.1	64	15	25	.278	5
1980	5.22	19-28-2	19	3	5	362.1	417	10.4	273	210	199	5.0	211	5.2	75	15	31	.286	12
1981	3.81	27-19-0	26	4	2	344.2	316	8.3	183	146	190	5.0	199	5.2	48	11	21	.246	20
1982	5.07	16-25-2	7	2	1	320.0	342	9.6	230	178	212	6.0	194	5.5	54	8	16	.274	10
1983	5.20	26-25-0	13	6	4	396.1	456	10.4	309	229	307	7.0	200	4.5	80	15	40	.288	10
1984	4.85	25-22-0	12	3	3	376.1	431	10.3	276	203	185	4.4	288	6.9	79	10	29	.284	19
1985	4.00	35-17-0	14	4	9	396.0	397	9.0	222	176	221	5.0	311	7.1	70	12	36	.260	13
1986	5.54	31-29-0	9	4	11	474.0	514	9.8	360	292	338	6.4	327	6.2	87	15	52	.280	23
1987	6.01	24-35-0	14	4	4	462.0	552	10.8	379	308	285	5.6	370	7.2	98	9	55	.292	24
1988	4.40	27-32-0	28	3	1	427.2	503	10.6	313	231	223	4.7	397	8.4	77	11	42	.268	22
1989	5.13	37-22-0	18	4	9	459.2	505	9.9	317	262	202	4.0	315	6.2	72	21	34	.274	29
1990	5.91	27-32-0	12	2	4	473.2	564	10.7	407	311	248	4.7	397	7.6	99	20	52	.288	34
1991	4.69	34-25-0	11	5	10	478.0	515	9.7	312	249	225	4.2	339	6.4	86	15	23	.276	48
1992	4.89	25-30-0	4	1	16	459.2	467	9.2	320	250	238	4.7	317	6.2	99	18	31	.262	38
1993	3.80	34-22-0	12	16	12	464.2	467	9.1	259	196	203	4.0	415	8.0	86	12	28	.263	25
1994	4.47	38-22-0	1	2	13	507.0	561	10.0	326	252	219	3.9	391	7.0	101	17	55	.284	36
1995	5.35	27-29-0	10	1	7	454.0	494	10.4	343	270	212	4.2	396	7.9	75	24	31	.272	43
1996	6.02	34-33-0	10	2	9	561.0	646	11.6	464	375	320	5.1	431	7.0	118	25	54	.289	55
1997	6.19	26-27-0	8	0	7	449.0	579	11.1	400	309	199	4.0	358	7.2	111	13	51	.312	36
1998	6.84	33-23-0	8	2	10	486.2	600	11.1	409	370	234	4.3	436	8.1	117	17	75	.307	45
1999	5.81	32-26-0	7	2	10	512.1	629	11.0	406	331	216	3.8	468	8.2	128	27	59	.301	49
2000	5.53	22-34-0	4	2	9	481.2	583	10.6	358	296	210	4.0	351	6.6	107	17	25	.300	55
2001	5.39	32-28-0	3	3	8	514.0	608	10.0	350	308	155	2.7	405	7.1	137	16	43	.295	58
2002	5.09	30-29-0	8	5	9	504.1	560	9.7	329	285	204	3.6	340	6.1	114	7	56	.282	38
2003	4.44	35-22-0	6	6	5	490.0	532	10.6	294	242	178	3.3	422	7.8	98	12	36	.276	41
2004	5.17	39-26-0	3	2	14	567.2	670	10.6	389	326	195	3.1	456	7.2	133	18	49	.296	50
2005	4.01	41-20-0	7	8	6	540.2	523	8.7	310	241	251	4.2	544	9.1	95	11	29	.251	44
2006	4.52	39-23-0	3	3	21	549.1	552	9.0	327	276	251	4.1	547	9.0	97	17	36	.262	48
2007	3.95	48-14-0	0	3	17	552.0	569	9.3	286	242	227	3.7	484	7.9	100	13	27	.269	50
2008	3.63	44-19-0	3	2	13	567.1	545	8.7	255	229	197	3.1	420	6.7	95	20	24	.258	80
2009	4.24	40-18-0	1	3	15	517.2	513	8.9	280	244	186	3.2	404	7.0	93	19	34	.265	56
2010	3.55	54-14-0	3	6	13	607.2	575	8.5	283	240	202	3.0	553	8.2	97	19	52	.252	48
2011	3.20	43-19-0	3	4	15	560.1	496	8.0	250	199	168	2.7	396	6.4	93	9	29	.240	53
2012	3.35	40-22-0	2	7	15	555.1	506	8.2	242	207	184	3.0	445	7.2	80	16	18	.243	74
2013	2.78	29-28-0	3	6	10	514.1	432	7.6	199	159	159	2.8	449	7.9	70	12	12	.230	55
2014	2.22	48-18-0	8	14	18	613.1	482	7.1	179	151	151	2.2	574	8.4	88	10	17	.217	75
2015	2.45	51-15-0	3	10	17	603.0	485	7.2	209	164	145	2.2	571	8.5	70	10	36	.219	37
2016	3.18	49-18-0	1	9	16	586.1	528	7.4	248	207	191	2.9	536	8.2	95	7	32	.242	53
2017	3.91	50-18-0	1	5	22	610.1	538	6.9	302	265	208	3.1	643	9.5	90	13	46	.235	49

VICTORIES

1966	Tommy Gramly	9
1967	Mickey McCarty	10
1968	Chuck Machemehl	7
1969	Jerome Hall	8
1970	Rod Monahan	5
1971	Earl Wallace	8
1972	Frank Johnstone	11
1973	Frank Johnstone	9
1974	Frank Johnstone	11
1975	Reuben Tomlin	10
1976	Chris Kies	4
	Greg Kruciak	4
	Chad Utley	4
1977	Kenneth Benedict	8
1978	Cameron Young	6
1979	Mark Heintz	3
	David Novey	3
	Cameron Young	3
1980	Cameron Young	5
1981	Jeff Long	6
1982	Joel Perlman	5
1983	Brian Ohnoutka	6
1984	Wayne Stephens	7
1985	Sam Booker	7
	Dwayne Williams	7
1986	Dwayne Williams	7
1987	Tim Mauser	4
1988	Tim Mauser	7
1989	Kerry Knox	10
1990	Britt Shoptaw	7
	Jared Shope	7
1991	Travis Barr	8
1992	Craig Farmer	5
	Reid Ryan	5
1993	Jeff Zimmerman	8
1994	Clay Caruthers	8
1995	Scott Atchison	7
1996	Flint Wallace	10
1997	Dave Meyer	8
1998	Shawn Thompson	8
	Heath Collins	8
1999	Scott Atchison	10
2000	Shawn Thompson	7
2001	Chris Bradshaw	8
2002	Clayton Jerome	9
2003	Clayton Jerome	9
2004	Clayton Jerome	9
	Eugene Espineli	9
2005	Lance Broadway	15
2006	Jake Arrieta	14
2007	Chris Johnson	11
2008	Andrew Cashner	9
2009	Paul Gerrish	7
	Kyle Winkler	7
2010	Matt Purke	16

EARNED RUN AVG.

1966	Tommy Gramly	1.11
1967	Mickey McCarty	1.50
1968	Chuck Machemehl	1.69
1969	Jerome Hall	1.64
1970	Rod Monahan	1.46
1971	Frank Johnstone	1.81
1972	Frank Johnstone	1.26
1973	Tom Ladasau	1.72
1974	Frank Johnstone	2.56
1975	Ricky Means	3.53
1976	Kenneth Benedict	3.11
1977	Kenneth Benedict	3.61
1978	Cameron Young	4.44
1979	Mark Heintz	1.31
1980	Randal Rodriguez	2.59
1981	Greg Moore	3.12
1982	Carlos Barrett	3.43
1983	Brian Ohnoutka	3.75
1984	Wayne Stephens	4.02
1985	Sam Booker	2.68
1986	Glenn Serviente	3.57
1987	Steve Callaman	4.76
1988	Tim Mauser	3.13
1989	Kerry Knox	3.54
1990	Britt Shoptaw	3.80
1991	Jared Shope	4.03
1992	Tim Grieve	3.25
1993	Kelly Johns	3.76
1994	Jeff Baker	2.61
1995	Derek Lee	3.92
1996	Derek Lee	5.04
1997	Dave Meyer	4.45
1998	Shawn Thompson	5.26
1999	Scott Atchison	2.58
2000	Shawn Thompson	4.30
2001	Stan Newton	3.94
2002	Josh Gardner	2.51
2003	Clayton Jerome	2.34
2004	Robbie Findlay	2.73
2005	Lance Broadway	1.62
2006	Jake Arrieta	2.35
2007	Sam Demel	2.17
2008	Trent Appleby	2.31
2009	Eric Marshall	1.48
2010	Kaleb Merck	1.47


STRIKEOUTS

1966	Tommy Gramly	107
1967	Mickey McCarty	81
1968	Chuck Machemehl	62
1969	Rick Rickard	53
1970	Rod Monahan	43
1971	Earl Wallace	70
1972	Frank Johnstone	83
1973	Frank Johnstone	86
1974	Frank Johnstone	75
1975	Reuben Tomlin	48
1976	Steve Hill	39
1977	Kenneth Benedict	45
1978	Cameron Young	47
1979	Glenn Pierce	33
1980	Cameron Young	41
1981	Greg Moore	50
1982	Joel Perlman	43
1983	Brian Ohnoutka	

INDIVIDUAL ACCOMPLISHMENTS

TCU NO-HITTERS

Date	Pitcher(s)	Innings	Opponent
1954	Robert McDaniel	5	Rice
2-22-72	Jess Cole	7	UT Arlington
3-28-72	Sonny Cason	5	South Dakota State
	Jess Cole	2	
3-4-75	Reuben Tomlin	7	Texas Lutheran
3-17-85	Kight Higgins	7	Southwestern
2-7-95	Toby Dollar	3	Abilene Christian
	Derek Lee	2	
	Scott Atchison	2	
	Flint Wallace	2	
3-23-01	Chris Bradshaw	9	Hawaii-Hilo
2-19-06	Brad Furnish	7	Stephen F. Austin
4-10-09	Walker Kelly	4	UT Pan American
	Taylor Cragin	2	
	Tyler Lockwood	2	
	Eric Marshall	1	



Perfect Game

John Grace

7 IP • 4 Ks • 0 BB


4-8-72 vs. UT Pan American

* First and only perfect game in TCU baseball history.

UTPA	0	0	0	0	0	0	0	0	0	2
TCU	1	0	0	0	1	0	x	2	8	0
W - Grace (3-1)					L - Newman					

TCU ONE-HITTERS

Date	Pitcher(s)	Innings	Opponent
1954	Tommy Hill	7	Rice
3-25-70	Bob Shaw	9	SMU
3-6-73	Frank Johnstone	7	Texas Wesleyan
2-25-75	Ed Owens	7	UT-Arlington
3-21-78	Greg Meyer	7	Kent
2-25-84	Wayne Stephens	2	Trinity
	Dan Critser	2	
	Bryan Ballantyne	1	
	John Partridge	1	
	Micky Kazmierski	1	
3-17-85	Brian Ohnoutka	7	Southwestern
3-11-86	Dwayne Williams	9	Oklahoma City
2-24-90	Britt Shoptaw	7	College of the Southwest
4-21-90	Jared Shope	7	Texas A&M
3-6-93	Jeff Zimmerman	7	College of the Southwest
1-27-96	David Meyer	5	Hawaii-Hilo
	Scott Atchison	4	
3-12-96	Derek Lee	5	Sam Houston State
	Erik Brown	2	
4-6-96	Derek Lee	7	Baylor
4-11-09	Greg Holle	3	UT Pan American
	Sean Hoelscher	3	
	Kaleb Merck	2	
	Derek VerHagen	1	
2-19-11	Kyle Winkler	7	Kansas
	Erik Miller	2	
5-20-12	Preston Morrison	9	San Diego State
4-5-14	Preston Morrison	9	West Virginia



Seven Hits In One Game


Brad Wallace

7-for-7 • 3 2B • 1 3B

4 RBI • 4 Runs

3-6-96 vs. Maine

1st — Singled and scored
2nd — Singled, 2 RBI, scored
3rd — Doubled and scored
4th — Singled, RBI
5th — Tripled
6th — Doubled
7th — Doubled, RBI, scored



Home Run Cycle

Chris Thomsen

5 HR • 3-1-91

vs. NE Louisiana (DH)

Game 1: 3-for-4, 3 HR, 6 RBI

Game 2: 2-for-3, 2 HR, 5 RBI

THREE HOME RUN GAMES

Date	Player	Opponent	Final Score
4-4-61	Leon Blaze	Texas	L 15-13
2-23-88	Brad Firestone	North Texas	W 18-0
4-24-90	Paul Gonzalez	Dallas Baptist	W 8-7
3-6-91	Chris Thomsen	Northeast Louisiana	W 10-1
4-27-97	Mark Silva	New Mexico	W 13-5
4-18-98	Royce Huffman	San Diego State	W 17-7
5-14-98	Chris Connally	Rice	L 10-5
3-4-03	Jake Duncan	Oklahoma	L 13-6
4-30-04	Kyle Dahlberg	Louisville	W 18-11
4-23-05	Austin Adams	Charlotte	W 27-7
4-11-10	Jason Coats	Houston	W, 12-2

GAME ONE

1st — Inside-the-Park HR
2nd — 3-run HR
4th — 2-run HR
6th — Flied to right

GAME TWO

2nd — Walked
4th — Solo HR
6th — Grand Slam
8th — Flied to right

POSTSEASON TEAM AWARDS

MATT CARPENTER MOST VALUABLE PLAYER

1987	Fred Benavides, SS
1988	Steve Stone, C
1989	Tom Hardgrove, 1B
1990	Mike Losa, OF
1991	Chris Thomsen, 1B
1992	Scott Malone, 1B
1993	Johnny Cardenas, C
1994	Shannon Coulter, SS
1995	Kerby Smith, 3B
1996	Brad Wallace, 2B
1997	Chris Connally, OF
1998	Royce Huffman, 3B
1999	Royce Huffman, 3B
2000	Erick Macha, SS
2001	Tom Bates, OF
2002	Terry Trofholz, OF
2003	Mike Settle, 3B; Justin Hatcher, C
2004	Chad Huffman, OF
2005	Lance Broadway, P
2006	Chad Huffman, UT
2007	Austin Adams, OF
2008	Clint Arnold, OF
2009	Matt Carpenter, 3B
2010	Bryan Holaday, C
2011	Kyle Winkler, P

2012	Josh Elander, C
2013	Jantzen Witte, 3B
2014	Boomer White, OF
2015	Cody Jones, OF
2016	Luken Baker, P/DH
2017	Evan Skoug, C




Evan Skoug

FRANK WINDEGGER FIGHTIN' FROG AWARD

1987	Rob Jones, IF
1988	Steve Stone, C
1989	Terry Mooney, OF
1990	Paul Gonzalez, 3B; Jeff Stanley, LF
1991	Kyle Caple, C
1992	Mike Losa, OF
1993	Kemp Laidley, SS
1994	Shawn Stanek, OF
1995	Sam Lunsford, OF
1996	Sam Lunsford, OF
1997	Sam Lunsford, OF/2B
1998	Sam Lunsford, 2B
1999	Brad Rogers, OF/C
2000	Levi Groomer, 3B
2001	Jason Price, C
2002	Marshall Wilson, OF
2003	Chris Meeks, LF
2004	Ramon Moses, 2B
2005	Stuart Musslewhite, SS
2006	Bryan Kervin, SS
2007	Steven Trout, 3B
2008	Dillon Farish, P
2009	Ben Carruthers, 2B
2010	Bryan Holaday, C
2011	Kyle Winkler, P

2012	Brance Rivera, OF
2013	Jantzen Witte, 3B
2014	Dylan Fitzgerald, OF
2015	Trey Teakell, P
2016	Michael Landestory, 1B
2017	Brian Howard, P



Brian Howard

JAKE ARRIETA OUTSTANDING PITCHER

1987	John Briscoe
1988	Tim Mauser
1989	Kerry Knox
1990	Britt Shoptav
1991	David Bentancourt
1992	Jon Mock
1993	Kelly Johns
1994	Tim Grieve
1995	Flint Wallace
1996	Derek Lee
1997	David Meyer
1998	Shawn Thompson
1999	Scott Atchison
2000	Shawn Thompson; Chris Bradshaw
2001	Stan Newton
2002	Clayton Jerome
2003	Clayton Jerome
2004	Robbie Findlay
2005	Lance Broadway
2006	Jake Arrieta
2007	Sam Demel
2008	Andrew Cashner; Tyler Lockwood
2009	Paul Gerrish
2010	Matt Purke
2011	Kyle Winkler

2012	Preston Morrison
2013	Preston Morrison
2014	Preston Morrison
2015	Preston Morrison
2016	Brian Howard
2017	Jared Janczak



Jared Janczak

BRYAN HOLADAY OUTSTANDING DEFENSIVE PLAYER

1987	Steve Stone, C
1988	Mike Losa, OF
1989	Brad Owen, P
1990	Kyle Caple, C
1991	Rick Hinojosa, SS
1992	Scott Chalk, 3B
1993	David Zeigler, 3B
1994	Shannon Coulter, SS
1995	Casey Smith, C
1996	Jef Yarbrough, SS
1997	David Wallace, 1B
1998	Jef Yarbrough, SS
1999	David Wallace, 1B
2000	Brad Rogers, C
2001	Rudy Rivera, CF; Mike Settle, 3B
2002	Will Lewis, 2B; Levi Robinson, SS
2003	Will Lewis, 2B
2004	Kyle Dahlberg, C
2005	Kyle Dahlberg, C
2006	Andrew Walker, C
2007	Ben Carruthers, 2B
2008	Ben Carruthers, 2B
2009	Bryan Holaday, C
2010	Bryan Holaday, C
2011	Aaron Schultz, OF

2012	Keaton Jones, SS
2013	Cody Jones, OF
2014	Keaton Jones, SS
2015	Keaton Jones, SS
2016	Evan Skoug, C
2017	Ryan Merrill



Ryan Merrill

JASON COATS LEADING HITTER

1987	Lew Williams, OF
1988	Paul Gonzalez, C
1989	Tom Hardgrove, 1B
1990	Scott Malone, OF
1991	Chris Thomsen, 1B
1992	Scott Malone, 1B
1993	Adam Robson, 1B
1994	Darren Tawwater, C
1995	Jason McClure, OF
1996	Ryan Dunn, RF
1997	Chris Connally, OF
1998	Royce Huffman, 3B
1999	Royce Huffman, 3B
2000	Mark Hamilton, OF/1B
2001	Erick Macha, SS
2002	Terry Trofholz, OF
2003	Jake Duncan, RF
2004	Chad Huffman, OF
2005	Shelby Ford, IF
2006	Chad Huffman, UT
2007	Keith Conlon, OF
2008	Clint Arnold, OF
2009	Matt Vern, OF
2010	Jason Coats, OF
2011	Jason Coats, OF

2012	Jason Coats, OF
2013	Boomer White, OF
2014	Garrett Crain, 2B
2015	Cody Jones, OF
2016	Luken Baker, DH
2017	Austen Wade, OF



Austen Wade

AUSTIN ADAMS SCHOLAR-ATHLETE AWARD

1995	Brad Wallace
1996	Brad Wallace
1997	Jay Boehmke
	Ryan Walter
1998	David Wallace
1999	Tom Bates
2000	Josh Gardner
2001	Cade Harris
2002	Josh Gardner
2003	Jeff Reed
2004	Austin Adams
2005	Austin Adams
2006	Austin Adams
2007	Austin Adams
2008	Clint Arnold
2009	Eric Marshall
2010	Eric Marshall
2011	Joe Weik
2012	Davy Wright
2013	Kevin Cron

2014	Kevin Cron
2015	Brian Trieglaff
2016	Connor Wanhanen
2017	Connor Wanhanen



Connor Wanhanen

CONFERENCE TOURNAMENT HISTORY

1991

SOUTHWEST CONFERENCE OLSEN FIELD COLLEGE STATION, TEXAS

May 16	Texas	L	5-13
May 17	Baylor	W	3-0
May 17	Texas A&M	W	4-2
May 18	Texas	L	6-8

All-Tournament Selections: Chris Thomsen, Mike Macko, Rick Hinojosa, Kelly Johns, Jared Shope

1994

SOUTHWEST CONFERENCE DISCH-FALK FIELD AUSTIN, TEXAS

May 12	Texas	L	0-3
May 13	Rice	L	3-10

All-Tournament Selections: Kirby Smith

1996

SOUTHWEST CONFERENCE DAN LAW FIELD LUBBOCK, TEXAS

May 15	Baylor	W	12-5
May 16	Texas	L	5-7
May 17	Texas Tech	L	6-10

1998

WESTERN ATHLETIC CONFERENCE TONY GWYNN STADIUM SAN DIEGO, CALIF.

May 13	San Diego State	L	12-14
May 14	Rice	L	5-10

All-Tournament Selections: Chris Connally

1999

WESTERN ATHLETIC CONFERENCE BULLDOG DIAMOND FRESNO, CALIF.

May 19	Hawai'i	W	9-5
May 20	San Jose State	L	6-9
May 21	Hawai'i	W	12-10
May 21	San Jose State	W	10-6
May 22	Rice	L	3-18

All-Tournament Selections: Marshall Wilson, Erick Macha, Royce Huffman

2002

CONFERENCE USA GRAINGER STADIUM KINSTON, N.C.

May 22	East Carolina	L	1-5
May 23	Louisville	W	8-1
May 24	USF	L	1-2

2003

CONFERENCE USA TURCHIN STADIUM NEW ORLEANS, LA.

May 21	Louisville	L	1-5
May 22	USF	L	6-10

2004

CONFERENCE USA COUGAR FIELD HOUSTON, TEXAS

May 26	Houston	L	5-9
May 27	Louisville	W	4-3
May 28	East Carolina	W	10-4
May 29	Houston	W	8-3
May 29	Houston	W	5-4
May 30	Southern Miss	W	3-1

TCU wins the Conference USA Tournament Championship

All-Tournament Selections: Bo Cogbill, Chris Neuman, Chad Huffman, Ryan Weems, Clayton Jerome, Eugene Espineli
MVP: Austin Adams

2005

CONFERENCE USA PETE TAYLOR PARK HATTIESBURG, MISS.

May 25	Louisville	W	4-2
May 26	Southern Miss	W	8-0
May 28	Southern Miss	W	13-7

Conference USA Tournament championship game against Tulane was rained. TCU and Tulane declared co-tournament champions.

All-Tournament Selections: Keith Conlon, Chad Huffman, Sam Demel, Lance Broadway

2006

MOUNTAIN WEST CONFERENCE EARL E. WILSON STADIUM LAS VEGAS, NEV.

May 24	New Mexico	W	18-6
May 25	BYU	W	13-6
May 27	BYU	W	9-6

TCU wins the Mountain West Conference Tournament Championship

All-Tournament Selections: Brad Furnish, Andrew Walker, Steven Trout, Ryan Pack
MVP: Chad Huffman

2007

MOUNTAIN WEST CONFERENCE EARL E. WILSON STADIUM LAS VEGAS, NEV.

May 24	UNLV	W	8-1
May 25	BYU	W	8-7
May 26	BYU	W	9-8

TCU wins the Mountain West Conference Tournament Championship

All-Tournament Selections: Keith Conlon, Clint Arnold, Tyler Lockwood
MVP: Austin Adams

2008

MOUNTAIN WEST CONFERENCE LUPTON STADIUM FORT WORTH, TEXAS

May 21	UNLV	W	9-3
May 22	New Mexico	L	2-3
May 23	Utah	W	6-3
May 23	New Mexico	W	9-2
May 24	New Mexico	W	15-2

TCU wins the Mountain West Conference Tournament Championship

All-Tournament Selections: Bryan Kervin, Matt Vern, Andrew Cashner
MVP: Clint Arnold

2009

MOUNTAIN WEST CONFERENCE LUPTON STADIUM FORT WORTH, TEXAS

May 20	Utah	L	7-9
May 21	BYU	W	9-2
May 22	Utah	L	4-6

All-Tournament Selections: Kyle Winkler

2010

MOUNTAIN WEST CONFERENCE TONY GWYNN STADIUM SAN DIEGO, CALIF.

May 26	Utah	W	13-2
May 27	UNLV	W	5-2
May 28	New Mexico	W	2-0

TCU wins the Mountain West Conference Tournament Championship

All-Tournament Selections: Taylor Featherston, Matt Purke, Kyle Winkler
MVP: Bryan Holaday

CONFERENCE TOURNAMENT HISTORY

2011

MOUNTAIN WEST CONFERENCE TONY GWYNN STADIUM SAN DIEGO, CALIF.

May 25	New Mexico	L	3-4
May 26	BYU	W	12-5
May 27	Utah	L	2-4

All-Tournament Selections: Josh Elander, Kyle Von Tungeln, Jantzen Witte

2012

MOUNTAIN WEST CONFERENCE EARL E. WILSON STADIUM LAS VEGAS, NEV.

May 24	San Diego State	W	16-15
May 25	New Mexico	L	2-5
May 26	San Diego State	L	11-12

All-Tournament Selections: Derek Odell, Kevin Cron, Jerrick Suiter

2013

BIG 12 CONFERENCE CHICKASAW BRICKTOWN BALLPARK OKLAHOMA CITY, OKLA.

May 23	Oklahoma State	W	8-4
May 24	West Virginia	L	3-10
May 25	Kansas	L	0-4

All-Tournament Selections: Trevor Seidenberger

2014

BIG 12 CONFERENCE CHICKASAW BRICKTOWN BALLPARK OKLAHOMA CITY, OKLA.

May 21	Baylor	W	8-5
May 22	West Virginia	W	6-2
May 24	Baylor	W	4-1
May 25	Oklahoma State	W	7-1

TCU wins the Big 12 Conference Tournament Championship

All-Tournament Selections: Garrett Crain, Cody Jones, Tyler Alexander, Jordan Kipper, Preston Morrison
MOP: Jerrick Suiter

2015

BIG 12 CONFERENCE ONEOK FIELD TULSA, OKLA.

May 20	Baylor	L	5-6
May 21	Texas Tech	L	1-8

2016

BIG 12 CONFERENCE CHICKASAW BRICKTOWN BALLPARK OKLAHOMA CITY, OKLA.

May 25	Baylor	W	12-5
May 26	Oklahoma State	W	13-5
May 28	Texas	L	1-2
May 28	Texas	W	8-2
May 29	West Virginia	W	11-10 (10)

TCU wins the Big 12 Conference Tournament Championship

All-Tournament Selections: Evan Skoug, Cam Warner, Elliott Barzilli, Josh Watson, Brian Howard
MOP: Luken Baker

2016

BIG 12 CONFERENCE CHICKASAW BRICKTOWN BALLPARK OKLAHOMA CITY, OKLA.


May 24	Kansas	L	3-7
May 25	Oklahoma	W	9-4
May 26	Kansas	W	3-0
May 27	Texas	W	9-2
May 27	Texas	L	3-9

All-Tournament Selections: Elliott Barzilli, Brian Howard

ALL-TIME RECORD

43-29

Southwest Conference	3-6
Western Athletic Conference	3-4
Conference USA	9-5
Mountain West Conference	16-7
Big 12	12-7
Austin, Texas	0-2
College Station, Texas	2-2
Fort Worth, Texas	5-3
Fresno, Calif.	3-2
Hattiesburg, Miss.	3-0
Houston, Texas	5-1
Kinston, N.C.	1-2
Las Vegas, Nev.	7-2
Lubbock, Texas	1-2
New Orleans, La.	0-2
Oklahoma City, Okla.	12-5
San Diego, Calif.	4-4
Tulsa, Okla.	0-2
Opening Games	11-10
Elimination Games	19-12
Titles	8 (2004-08, 2010, 2014, 2016)
All-Tournament Selections	61
MVPs	7



NCAA POSTSEASON HISTORY

1956

NCAA DISTRICT 6 REGIONAL TUCSON, ARIZ.

May	21	Arizona	L	5-7
May	22	Arizona	L	2-8

1994

NCAA MIDWEST REGIONAL ALLIE P. REYNOLDS STADIUM STILLWATER, OKLA.

May	27	Memphis	W	11-3
May	28	Cal State Fullerton	L	1-4
May	29	Oklahoma State	L	8-10

2004

NCAA AUSTIN SUPER REGIONAL DISCH-FALK FIELD AUSTIN, TEXAS

June	4	Oral Roberts	L	5-6
June	5	Youngstown State	W	12-8
June	5	Oral Roberts	L	1-10

2005

NCAA WACO REGIONAL BAYLOR BALLPARK WACO, TEXAS

June	4	Stanford	W	5-1
June	5	Baylor	L	3-8
June	5	Stanford	L	4-12

2006

NCAA NORMAN REGIONAL L. DALE MITCHELL PARK NORMAN, OKLA.

June	2	Oklahoma	W	6-5
June	3	Wichita State	L	8-18
June	4	Oklahoma	L	6-15

2007

NCAA HOUSTON REGIONAL RECKLING PARK HOUSTON, TEXAS

June	1	Baylor 2	W	3-2
June	2	Rice	L	3-6
June	3	Baylor	W	10-5
June	3	Rice	L	1-3

2008

NCAA STILLWATER REGIONAL ALLIE P. REYNOLDS STADIUM STILLWATER, OKLA.

May	30	Wichita State	L	5-8
May	31	Western Kentucky	W	10-5
June	1	Oklahoma State	L	8-9

2009

NCAA FORT WORTH REGIONAL LUPTON STADIUM FORT WORTH, TEXAS

May	29	Wright State	W	6-3
May	30	Oregon State	W	13-1
May	31	Oregon State	W	5-4

NCAA AUSTIN SUPER REGIONAL UFCU DISCH-FALK FIELD AUSTIN, TEXAS

June	6	Texas	L	4-10
June	7	Texas	W	3-2
June	8	Texas	L	2-5

2010

NCAA FORT WORTH REGIONAL LUPTON STADIUM FORT WORTH, TEXAS

June	4	Lamar	W	16-3
June	5	Arizona	W	11-5
June	6	Baylor	W	9-0

NCAA AUSTIN SUPER REGIONAL UFCU DISCH-FALK FIELD AUSTIN, TEXAS

June	11	Texas	W	3-1
June	12	Texas	L	1-14
June	13	Texas	W	4-1

COLLEGE WORLD SERIES ROSENBLATT STADIUM OMAHA, NEB.

June	19	Florida State	W	8-1
June	21	UCLA	L	3-6
June	23	Florida State	W	11-7
June	25	UCLA	W	6-2
June	26	UCLA	L	3-10

2011

NCAA FORT WORTH REGIONAL LUPTON STADIUM FORT WORTH, TEXAS

June	3	Oral Roberts	W	10-2
June	4	Dallas Baptist	L	2-3
June	5	Oral Roberts	L	4-8

2012

NCAA COLLEGE STATION REGIONAL BLUE BELL PARK COLLEGE STATION, TEXAS

June	1	Ole Miss	L	2-6
June	2	Dayton	W	28-12
June	3	Texas A&M	W	10-2
June	3	Ole Miss	W	5-2
June	4	Ole Miss	W	7-4

NCAA LOS ANGELES (UCLA) SUPER REGIONAL JACKIE ROBINSON STADIUM LOS ANGELES, CALIF.

June	8	UCLA	L	2-6
June	9	UCLA	L	1-4

2014

NCAA FORT WORTH REGIONAL LUPTON STADIUM FORT WORTH, TEXAS

May	30	Siena	W	2-1 (11)
May	31	Sam Houston State	W	3-2 (22)
June	1	Sam Houston State	W	6-1

NCAA FORT WORTH SUPER REGIONAL LUPTON STADIUM FORT WORTH, TEXAS

June	7	Pepperdine	W	3-2
June	8	Pepperdine	L	2-3
June	9	Pepperdine	W	6-5

COLLEGE WORLD SERIES TD AMERITRADE PARK OMAHA, NEB.

June	15	Texas Tech	W	3-2
June	17	Virginia	L	2-3 (15)
June	19	Ole Miss	L	4-6

2015

NCAA FORT WORTH REGIONAL LUPTON STADIUM FORT WORTH, TEXAS

May	29	Sacred Heart	W	10-0
May	30	NC State	L	4-5
May	31	Stony Brook	W	8-3
May	31	NC State	W	8-2
June	1	NC State	W	9-8 (10)

NCAA FORT WORTH SUPER REGIONAL LUPTON STADIUM FORT WORTH, TEXAS

June	6	Texas A&M	W	13-4
June	7	Texas A&M	L	1-2 (10)
June	8	Texas A&M	W	5-4 (16)

COLLEGE WORLD SERIES TD AMERITRADE PARK OMAHA, NEB.

June	14	LSU	W	10-3
June	16	Vanderbilt	L	0-1
June	18	LSU	W	8-4
June	19	Vanderbilt	L	1-7

2016

NCAA FORT WORTH REGIONAL LUPTON STADIUM FORT WORTH, TEXAS

June	3	Oral Roberts	W	7-0
June	4	Gonzaga	W	4-3
June	5	Arizona State	W	8-1

NCAA COLLEGE STATION (TEXAS A&M) SUPER REGIONAL BLUEBELL PARK COLLEGE STATION, TEXAS

June	10	Texas A&M	W	8-2
June	11	Texas A&M	L	1-7
June	12	Texas A&M	W	4-1

COLLEGE WORLD SERIES TD AMERITRADE OMAHA, NEB.

June	19	Texas Tech	W	5-3
June	21	Coastal Carolina	W	6-1
June	24	Coastal Carolina	L	1-4
June	25	Coastal Carolina	L	5-7

2017

NCAA FORT WORTH REGIONAL LUPTON STADIUM FORT WORTH, TEXAS

June	3	Central Conn. State	W	9-6
June	4	Virginia	W	5-1
June	5	Dallas Baptist	W	15-3

NCAA FORT WORTH SUPER REGIONAL LUPTON STADIUM FORT WORTH, TEXAS

June	10	Missouri State	W	3-2
June	11	Missouri State	W	8-1

COLLEGE WORLD SERIES TD AMERITRADE OMAHA, NEB.

June	18	Florida	L	0-3
June	20	Texas A&M	W	4-1
June	22	Louisville	W	4-3
June	23	Florida	W	9-2
June	24	Florida	L	0-3

ALL-TIME RECORD

	53-36
Regionals	31-18
Home	20-3
Away	2-8
Neutral	9-7
Super Regionals	11-8
Home	6-2
Away	5-6
College World Series	11-10
Rosenblatt Stadium	3-2
TD Ameritrade	8-8

NCAA POSTSEASON HISTORY

1956

NCAA District 6 Regional

Tucson, Ariz.

May 21 Arizona 7, TCU 5

May 22 Arizona 8, TCU 2

In the first year of his third stint as the skipper of the Horned Frogs, Dutch Meyer guided TCU to its first appearance in the NCAA Tournament. The Frogs topped the Southwest Conference with a 13-2 record en route to their first conference crown since 1933.

TCU rode the coattails of All-American shortstop Al Paschal. Future All-American outfielder Carl Warwick also starred for TCU as the pair joined pitcher Bob McDaniel, second baseman Charles Quick and outfielder Bob White on the SWC All-Conference squad.

TCU's first trip to the playoffs didn't go as well as hoped as the Arizona Wildcats swept the two-game series on their home field.

1994

NCAA Midwest Regional

Allie P. Reynolds Stadium • Stillwater, Okla.

May 27 TCU 11, Memphis 3

May 28 Cal State Fullerton 4, TCU 1

May 29 Oklahoma State 10, TCU 8

A historic year which saw the Horned Frogs win their first Southwest Conference title since 1956 earned the squad a trip to Stillwater, Okla. for the Midwest Regional. Head Coach Lance Brown guided the Frogs to a 14-4 record in conference play to earn the NCAA bid.

A trio of All-Americans in first baseman Adam Robson, catcher Darren Tawwa and pitcher Tim Grieve were key cogs in the Frogs' run to the tournament.

TCU collected its first postseason win with an eight-run victory over Memphis. Longtime national power Cal State Fullerton soon after halted the Horned Frogs' momentum with a 4-1 defeat. TCU was unable to rebound as it failed to outscore the host Cowboys in what would be their final postseason game in a decade.



2004 C-USA Tournament Champs

2004

NCAA Austin (Texas) Regional

Disch-Falk Field • Austin, Texas

June 4 No. 2 Oral Roberts 6, No. 3 TCU 5

June 5 No. 3 TCU 12, No. 4 Youngstown State 8

June 5 No. 2 Oral Roberts 10, No. 3 TCU 1

In Jim Schlossnagle's first season as head coach, he helped the Frogs to a fourth-place finish in Conference USA with a 19-11 record. Youth was the guiding force in the Frogs' improbable run through the Conference USA Tournament. TCU's run propelled the Frogs to their first appearance in the NCAA Tournament for the first time since 1994. Freshman Austin Adams' MVP performance helped the Frogs fight back from out of the loser's bracket with five straight wins en route to the tournament title.

TCU's late rally against Oral Roberts in the opener fell a run short as the Golden Eagles escaped with a 6-5 victory. The Frogs had to rally again as they fell behind 7-4 early in the elimination game against Youngstown State. Adams came through in the clutch as he smoked a two-run double as part of a six-run sixth inning to help the Frogs to just their second NCAA Tournament victory. However, TCU was unable to maintain its momentum the rest of the day and fell victim to ORU once again. The Golden Eagles plated runs in each of the first two innings and never looked back en route to the 10-1 win.

2005

NCAA Waco (Baylor) Regional

Baylor Ballpark • Waco, Texas

June 4 No. 2 TCU 5, No. 3 Stanford 1

June 5 No. 1 Baylor 8, No. 2 TCU 3

June 5 No. 3 Stanford 12, No. 2 TCU 4

On the heels of a dominating season from Lance Broadway, the Horned Frogs wrapped up their tenure in Conference USA with a second-place finish after amassing a 20-10 league record.

The table was set for a thrilling tournament championship game between TCU and a Tulane squad that eventually made it to Omaha. TCU dominated in winning three straight games to reach the final, but a rain storm washed away the championship game. TCU's regular-season success was enough to earn the program its first at-large bid as it was selected as the No. 2 seed in the Waco Regional.

Broadway was exceptional in the opening game victory over Stanford. He held the Cardinal to just one run on six hits as he fanned seven in a complete-game effort. Matt Carpenter hit a two-out two-run single to cap a three-run first inning for TCU and the Frogs cruised from there. Top-seeded Baylor proved to be too much for TCU in the winner's bracket game. The Bears put up seven runs in the first three innings and never looked back. An early lead against Stanford went by the wayside as the Cardinal exploded for 10 runs in its final three at-bats to end the Frogs' postseason run.



2005 Co-C-USA Tournament Champs

NCAA POSTSEASON HISTORY

2006

NCAA Norman (Oklahoma) Regional

L. Dale Mitchell Park • Norman, Okla.

June 2	No. 4 TCU 6, No. 1 Oklahoma 5
June 3	No. 3 Wichita State 18, No. 4 TCU 8
June 4	No. 1 Oklahoma 15, No. 4 TCU 6

TCU's move to the Mountain West didn't slow the momentum of the program that Jim Schlossnagle was building. The Frogs dominated the regular season with a 17-5 league mark before sweeping its way through the postseason tournament to earn its third straight trip to the NCAA Regionals.

Tabbed as a four-seed, the Horned Frogs rallied behind the motivation to knock off host Oklahoma in the opener. TCU used a furious three-run top of the ninth and then relied on its ace, Jake Arrieta, to shut down Oklahoma in the bottom of the inning to escape with a 6-5 win. RBI singles from Corey Steglich, Ryan Pack and Bryan Kervin helped the Frogs erase a 5-3 deficit. Unfortunately, the glory was short-lived as the pitching staff was unable to hold its own the next two nights, resulting in blowout losses to Wichita State and the Sooners.



**2006 MWC Regular Season and
Tournament Champs**

2007

NCAA Houston (Rice) Regional

Reckling Park • Houston, Texas

June 1	No. 2 TCU 3, No. 3 Baylor 2
June 2	No. 1 Rice 6, No. 2 TCU 3
June 3	No. 2 TCU 10, No. 3 Baylor 5
June 3	No. 1 Rice 3, No. 2 TCU 1

A dominating regular season saw the program post its first-ever 40-win regular season. The Frogs posted a 20-3 mark in league play and once again swept their way through the conference tournament to earn their fourth straight NCAA Tournament bid.

TCU eked out a 3-2 win over Baylor in the opener. Home runs by Andrew Walker and Bryan Kervin in the seventh inning broke a 1-1 tie and TCU withstood a furious ninth-inning rally by the Bears to win. A 6-3 loss to the host Owls the next day did little to deter anyone, including Matt McGuirk whose grand slam in the ninth against Baylor sent the Bears home. The Horned Frogs were then faced with the challenge of beating Rice twice for their first-ever Super Regional trip, but fell short at the hands of Rice's superior pitching staff.



**2007 MWC Regular Season and
Tournament Champs**

2008

NCAA Stillwater (Oklahoma State) Regional

Allie P. Reynolds Stadium • Stillwater, Okla.

May 30	No. 2 Wichita State 8, No. 3 TCU 5
May 31	No. 3 TCU 10, No. 4 Western Kentucky 5
June 1	No. 1 Oklahoma State 9, No. 3 TCU 8

TCU's dominance of the Mountain West Conference continued as the Frogs claimed their third straight regular-season and conference-tournament titles. The league's automatic bid saw the Frogs tabbed a third-seed in the NCAA Stillwater Regional, marking the Frogs fifth straight appearance in the postseason.

Despite hitting four home runs, two off the bat of Matt Carpenter, the Frogs couldn't overcome Wichita State as the Shockers won 8-5. Tied with Western Kentucky going into the seventh-inning stretch, the Horned Frogs rallied with a five-spot to stave off elimination. Bryan Kervin and Bryan Holaday each drove in a pair of runs in the decisive seventh inning. The momentum continued into the next day as TCU rallied from an 8-2 deficit to tie host Oklahoma State on a Ben Carruthers home run in the ninth. It was all for nothing, however, as Jordy Mercer's third home run of the day just cleared the center field fence for a walk-off home run, ending TCU's season.



**2008 MWC Regular Season and
Tournament Champs**

NCAA POSTSEASON HISTORY

2009

NCAA Fort Worth (TCU) Regional

Lupton Stadium • Fort Worth, Texas

May 29	No. 1 TCU 6, No. 4 Wright State 3
May 30	No. 1 TCU 13, No. 3 Oregon State 1
June 31	No. 1 TCU 5, No. 3 Oregon State 4

NCAA Austin (Texas) Super Regional

UFCU Disch-Falk Field • Austin, Texas

June 6	Texas 10, TCU 4
June 7	TCU 3, Texas 2
June 8	Texas 5, TCU 2

Patience proved to be a virtue for Jim Schlossnagle and TCU as the squad finally earned its first home regional, despite the fact the Horned Frogs' streak of five consecutive conference tournament victories came to a halt at the hands of Utah.

The Frogs had to rally from an early 3-1 deficit to overcome a feisty Wright State squad in the first-ever NCAA Regional game played at TCU. Matt Curry's single in the third put the Frogs up for good. In the winner's bracket game, TCU was faced with the challenge of taking on two-time defending national champion Oregon State. Freshman Kyle Winkler held the Beavers hitless the first half of the game and received plenty of offensive support for the blowout win. Matt Carpenter, Matt Vern and Chris Ellington led the offensive charge with three RBIs each. Needing just one win to advance to its first NCAA Super Regional, the Horned Frogs were locked in a dual with the Beavers. Tied at four in the ninth inning, freshman Jason Coats lined a walk-off single to right to give TCU a thrilling walk-off win and its first-ever appearance in a Super Regional.

The Regional victory earned TCU a trip to Austin where a pitching-dominate Texas squad waited. Facing the end of the season after a 10-4 loss in the opening game, TCU called on an unlikely hero. Paul Gerrish pitched a gem in Game 2, holding Texas to a pair of runs over seven innings to tie the series at one, forcing a winner-take-all third game. The Longhorns pitching depth proved too much for the Frogs as Texas handed TCU a 5-2 loss ending the most successful season in the program's history.



**2009 MWC Regular Season Champs
NCAA Fort Worth Regional Champs**



**2010 MWC Regular Season and
Tournament Champs
2010 College World Series Participant**

2010

NCAA Fort Worth (TCU) Regional

Lupton Stadium • Fort Worth, Texas

June 4	No. 1 TCU 16, No. 4 Lamar 3
June 5	No. 1 TCU 11, No. 3 Arizona 5
June 6	No. 1 TCU 9, No. 2 Baylor 0

NCAA Austin (Texas) Super Regional

UFCU Disch-Falk Field – Austin, Texas

June 11	TCU 3, Texas 1
June 12	Texas 14, TCU 1
June 13	TCU 4, Texas 1

College World Series

Rosenblatt Stadium • Omaha, Neb.

June 19	TCU 8, Florida State 1
June 21	UCLA 6, TCU 3
June 23	TCU 11, Florida State 7
June 25	TCU 6, UCLA 2
June 26	UCLA 10, TCU 3

After realizing a dream in 2009, the Horned Frogs set their sights on an even bigger prize in 2010. Those dreams seemed destined to come true when first-round draft pick Matt Purke made his way to campus. Adding him to the mix of an already talented crop of newcomers and returners tipped the scales as TCU put together an historical spring.

Hosting a regional for the second straight season, the Horned Frogs made quick work of the field to earn a second straight trip to Austin for a Super Regional. Kyle Winkler dominated Lamar for six innings and the offense made the most of its hits, scoring 16 runs on 17 hits. Joe Weik's two home run outburst and six RBIs against Arizona helped the Frogs advance to the Regional championship game with an 11-5 win. It was all TCU in the championship game as Steven Maxwell mowed through the Baylor lineup, leading the Frogs to a 9-0 victory.

TCU was happy just to make it to a Super Regional the previous year, but felt there was some unfinished business to take care of in Austin. Purke dazzled on national TV as TCU shut down the Longhorns to win the series opener. A talented team in its own right, Texas made it a series as the Longhorns routed the Frogs 14-1 to force another decisive third game. The pitching duo of Winkler and Tyler Lockwood got redemption as they held the Longhorns in check. On the offensive side, a two-run eighth-inning home run by Aaron Schultz and a solo shot in the ninth from Bryan Holaday gave TCU a comfortable four-run lead for Lockwood, who was on the mound for the final out, sending TCU to its first-ever College World Series.

NCAA POSTSEASON HISTORY



2011 MWC Regular Season Champions

2011

NCAA Fort Worth (TCU) Regional Lupton Stadium • Fort Worth, Texas

June 3	No. 1 TCU 10, No. 4 Oral Roberts 2
June 4	No. 3 Dallas Baptist 3, No. 1 TCU 2
June 5	No. 4 Oral Roberts 8, No. 1 TCU 4

The stage was set for another run in 2011 as many of the key players from 2010 returned, but injuries got the best of the Frogs' pitching staff as the regular season wound down. The Frogs had a strong conference season as it went 20-3 in league play to win its sixth regular-season title. TCU was chosen to host for the third straight season, but the home cooking wouldn't be enough to propel the Frogs to another Super Regional.

Andrew Mitchell was outstanding in the Regional opener, guiding TCU to a 10-4 win over Oral Roberts, giving TCU its seventh straight win in the Regionals. The streak came to an end at the hands of cross-town rival Dallas Baptist. The Frogs fought hard to tie the game at 2-2, but a sixth-inning run for the Patriots broke the tie and they held on for the 3-2 win. The loser's bracket game got off to an ominous start at Kyle Winkler suffered an injury that force him out of the game. The dark clouds continued to hover and Chris Elder's sixth-inning grand slam put the game out of reach and the Frogs' season came to an end.

2012

NCAA College Station (Texas A&M) Regional Blue Bell Park • College Station, Texas

June 1	No. 3 Ole Miss 6, No. 2 TCU 2
June 2	No. 2 TCU 28, No. 4 Dayton 12
June 3	No. 2 TCU 10, No. 1 Texas A&M 2
June 3	No. 2 TCU 5, No. 3 Ole Miss 2
June 4	No. 2 TCU 7, No. 3 Ole Miss 4

NCAA Los Angeles (UCLA) Super Regional Jackie Robinson Stadium • Los Angeles, Calif.

June 8	UCLA 6, TCU 2
June 9	UCLA 4, TCU 1

Youth was the resounding theme in 2012 as several freshmen stepped into starting roles. TCU won just 36 games in the regular season, earning the Frogs a trip to College Station for its ninth straight appearance in the NCAA postseason.

An opening game loss to Ole Miss did nothing to deter the Frogs. It looked dismal in the early goings as Dayton took a 9-6 lead into the sixth inning. The Frogs exploded for seven runs in the frame and cruised to the lopsided 28-12 win. Brance Rivera led the offense with six RBIs. The win pushed the Frogs into another elimination game, this time against the host Aggies. Unsung heroes are usually the story of postseason runs and TCU's Stefan Crichton assumed the role of hero with a complete-game effort against the high-powered, speedy Aggies. At the plate, the Frogs used a balanced offensive attack to put up 10 runs.

TCU's work was not done as it needed to defeat Ole Miss later that day to force a decisive game Monday night. The Frogs mustered enough offense to defeat the Rebels 5-2. Derek Odell's two-run home run in the fourth put the Frogs in front to stay. The miracle run was completed Monday night as the Frogs won 7-4 to advance to its third Super Regional in the last four years. Submariner Justin Scharf's right arm held the Rebels in check and home runs from Josh Elander and Jantzen Witte helped propel the Frogs to a 7-4 victory.

TCU's euphoria was short-lived as it ran into a buzz-saw known as the pitching staff of UCLA. The Frogs offense was held to just three solo home runs as the Bruins swept TCU to advance to the College World Series.



**2012 MWC Regular Season Co-Champions
NCAA College Station Regional Champ**

NCAA POSTSEASON HISTORY



**2014 Big 12 Tournament Champions
2014 College World Series Participant**

2014

NCAA Fort Worth (TCU) Regional

Lupton Stadium – Fort Worth, Texas

May 30	No. 1 TCU 2, No. 4 Siena 1 (11)
May 31	No. 1 TCU 3, No. 2 Sam Houston State 2 (22)
June 1	No. 1 TCU 6, No. 2 Sam Houston State 1

NCAA Fort Worth (TCU) Super Regional

Lupton Stadium – Fort Worth, Texas

June 7	TCU 3, Pepperdine 2
June 8	Pepperdine 3, TCU 2
June 9	TCU 6, Pepperdine 5

College World Series

TD Ameritrade Park – Omaha, Neb.

June 15	TCU 3, Texas Tech 2
June 17	Virginia 3, TCU 2 (15)
June 19	Ole Miss 6, TCU 4

The Horned Frogs swept through the Big 12 Tournament to earn the NCAA automatic bid marking its return to the postseason after missing the NCAA Regionals in 2013. It was the first time in Jim Schlossnagle's 11 years in Fort Worth the Frogs failed to make the postseason. TCU made its case as the hottest team in the country, winning 27 of its final 30 regular-season games en route to making program history. In addition to earning the right to host the Regional, the Frogs were awarded the No. 7 national seed.

TCU began its postseason record of seven one-run contests with a win, as Boomer White's walk-off RBI-single to center field in the 11th over Siena put TCU in the winner's bracket with a 2-1 win.

The next night would be one for the ages. Sam Houston State tied the game at 2 in the bottom of the eighth, and the two teams exchanged zeros until White, the Regional MOP, drove in Keaton Jones in the top of the 22nd for the win. It was the second-longest NCAA postseason game innings-wise and the third-longest overall, while spanning 6 hours and 54 minutes. Tyler Alexander's complete-game effort produced a 6-1 win the next day over the Bearkats to propel the Frogs to its fourth Super Regional in the past six years.

Pepperdine, winners of the San Luis Obispo Regional, was up next. Hosting a Super Regional for the first time in school history, the crowds packed Lupton Stadium. Riley Ferrell struck out four of the five batters he faced to close out a 3-2 TCU win in Game 1. However, nine stranded base runners led to a 3-2 defeat in Game 2, forcing a rubber game Monday. TCU erased deficits of 3-1 after two and 5-4 after eighth. Two singles and a Dylan Fitzgerald double to deep right tied the game in the ninth. Two batters later, Kyle Bacak dropped down a perfect suicide squeeze to plate Jerriek Suiter with the go-ahead run. Ferrell worked around a lead-off walk and struck out the final Pepperdine batter to set off a celebration never before seen at Lupton Stadium.



NCAA POSTSEASON HISTORY



2015 Big 12 Regular Season Champions
2015 College World Series Participant

2015

NCAA Fort Worth (TCU) Regional

Lupton Stadium – Fort Worth, Texas

May 29	No. 1 TCU 10, No. 4 Sacred Heart, 0
May 30	No. 2 NC State 5, No. 1 TCU 4
May 31	No. 1 TCU 8, No. 3 Stony Brook 3
May 31	No. 1 TCU 8, No. 2 NC State 2
June 1	No. 1 TCU 9, No. 2 NC State 8 (10)

NCAA Fort Worth (TCU) Super Regional

Lupton Stadium – Fort Worth, Texas

June 6	TCU 13, Texas A&M 4
June 7	Texas A&M 2, TCU 1 (10)
June 8	TCU 5, Texas A&M 4 (16)

College World Series

TD Ameritrade Park – Omaha, Neb.

June 14	TCU 13, LSU 4
June 16	Vanderbilt 1, TCU 0
June 18	TCU 8, LSU 4
June 19	Vanderbilt 7, TCU 1

The Horned Frogs put together a regular season for the ages in 2015 en route to claiming TCU's first-ever team outright Big 12 Championship. Despite an 0-2 showing in the Big 12 Tournament, the Horned Frogs' body of work was enough to earn them a No. 7 National Seed for the second straight year. TCU lost back-to-back games just once during the season and won 17 of its final 18 games of the regular season.

Never a team to do things the easy way, the 2015 postseason exemplified that trait with a rally for the ages to win the Regional and another epic finish to the Super Regional resulting in TCU's second straight trip to the College World Series.

TCU cruised to an easy 10-0 win over Sacred Heart in the opening game of the Regionals. A spirit-crushing two-out, two-run home run in the top of the ninth by NC State in the winner's bracket the following night had the Frogs on the brink of elimination.

On Sunday, TCU rose to the occasion, winning a pair of elimination games to force a decisive Game 7 on Monday. The Frogs handled Stony Brook with an 8-3 victory. In the nightcap, Tyler Alexander turned in another stellar postseason outing as he twirled a complete-game en route to an 8-2 victory, forcing the winner-take-all game.

The Frogs looked down and out, trailing 8-1 with two outs in the eighth when the inexplicable happened. NC State committed three costly errors that led to six TCU runs, pulling the Frogs within one, 8-7. The Frogs completed the improbable comeback with a run in the ninth as Derek Odell scored on a strikeout/passed ball. Elliott Barzilli pinch hit in the 10th and drove in Evan Williams with the Regional-clinching run, sending Lupton Stadium into a frenzy.

An epic showdown between the top two teams in the state commenced on Saturday, June 6 as TCU and Texas A&M met in the postseason for the first time since 2012. Over 21,000 fans packed the stadium for the three-game series and all were treated to three tremendous games.

The Frogs dominated Game 1 behind a strong offensive showing that saw TCU score 13 runs on 18 hits. In game two, a spectacular pitching performance from Preston Morrison was matched by an equally strong outing from the Aggies' Matt Kent. The Aggies came away with the 10-inning 2-1 victory, setting up another winner-take-all game.

TCU looked poised for victory heading to the ninth with a 4-2 lead, but Texas A&M rallied with a two-run ninth to push the game to extra-innings. A hustle play from Garrett Crain in the 16th on a bouncer to third off the bat of Evan Skoug turned into the game-winning run as the throw home skipped past the catcher allowing Crain to score easily, sending the Frogs back to the College World Series.



NCAA POSTSEASON HISTORY



2016 Big 12 Tournament Champions
2016 College World Series Participant

2016

NCAA Fort Worth (TCU) Regional

Lupton Stadium – Fort Worth, Texas

June 3	No. 1 TCU 7, No. 4 Oral Roberts, 0
June 4	No. 1 TCU 4, No. 3 Gonzaga 3
June 5	No. 1 TCU 8, No. 2 Arizona State 1

NCAA College Station (Texas A&M) Super Regional

Blue Bell Park – College Station, Texas

June 10	TCU 8, Texas A&M 2
June 11	Texas A&M 7, TCU 1
June 12	TCU 4, Texas A&M 1

College World Series

TD Ameritrade Park – Omaha, Neb.

June 19	TCU 5, Texas Tech 3
June 21	TCU 6, Coastal Carolina 1
June 24	Coastal Carolina 4, TCU 1
June 25	Coastal Carolina 7, TCU 5

The 2016 season was a series of ups and down as the team ushered in a new generation of players. Having to replace the entire infield and a large chunk of the pitching staff, the Horned Frogs welcomed 17 newcomers. It was baptism by fire as the everyday lineup featured at least four if not more newcomers a game.

The lessons of a rigorous 52-game season proved fruitful as the team put together a stellar run through the Big 12 Tournament en route to claiming its second tournament title in the last three years. Armed with a championship and a 42-15 record, the Frogs were tabbed as an NCAA Regional host for the third straight year.

Over 12,000 fans were on hand to witness TCU's dominating march to the NCAA Regional Championship, its fifth in the last seven years. The Regional victory set up a rematch of the 2015 NCAA Super Regional with Texas A&M, only this one would be played in the hostile confines of Blue Bell Park in College Station. While the venue changed, the result was the same. TCU claimed a thrilling 2-1 series victory and a third straight journey to Omaha.

Mitchell Traver and company cruised to a 7-0 victory over Oral Roberts in the Regional opener. Every starter tallied a hit, highlighted by a Cam Warner two-run home run in the sixth that was part of a four-run inning that broke open a close game.

TCU used some late-inning heroics to rally for a 4-3 victory over Gonzaga in the winner's bracket. The Bulldogs erased a 2-0 lead with a three-run home run in the sixth inning. Elliott Barzilli came through with a two-out, two-run single in the eighth inning to put the Frogs back on top. Durbin Feltman delivered two shutout innings to lock up the victory.

In the Regional championship game against Arizona State, the Frogs opened up a 3-0 lead in the second and never looked back en route to an 8-1 victory. Warner hit his second home run of the Regional to lock up MVP honors, while Brian Howard dished out eight solid innings on the mound.

The No. 4 national seed in the NCAA Tournament, Texas A&M was the clear favorite to exact revenge on the Frogs for a trip to the CWS. Jared Janczak and Luken Baker silenced the Aggie faithful in Game 1 as the Frogs stunned the favored Aggies with an 8-2 victory. Texas A&M rallied back with a dominating 7-1 win in Game 2 to set up yet another intense Game 3 on Sunday.

Game 3 epitomized everything that a winner-take-all game should be. The intensity was high the entire game. Texas A&M opened up a 1-0 lead in the first, but that was all Howard would allow as he retired the final 11 batters he faced. TCU tied the game in the fifth as Josh Watson scored on a passed ball. An error in the seventh opened the door for a three-run inning. Austen Wade's bases-loaded walk drove in the eventual game-winner. Feltman retired all six batters he faced to send the Frogs to the College World Series.



NCAA POSTSEASON HISTORY



2017 Big 12 Co-Regular Season Champions
2017 College World Series Participant

2017

NCAA Fort Worth (TCU) Regional

Lupton Stadium – Fort Worth, Texas

June 3	No. 1 TCU 9, No. 4 Central Connecticut State 6
June 4	No. 1 TCU 5, No. 2 Virginia 1
June 5	No. 1 TCU 15, No. 3 Dallas Baptist 3

NCAA Fort Worth (TCU) Super Regional

Lupton Stadium – Fort Worth, Texas

June 10	TCU 3, Missouri State 2
June 11	TCU 8, Missouri State 1

College World Series

TD Ameritrade Park – Omaha, Neb.

June 18	Florida 3, TCU 0
June 20	TCU 4, Texas A&M 1
June 22	TCU 4, Louisville 3
June 23	TCU 9, Florida 2
June 24	Florida 3, TCU 0

The expectations of 22 returning letterwinners, including eight field starters and 10 pitchers, led to TCU being the unanimous No. 1 team to open the 2017 season. The Horned Frogs met the expectations head on and embraced the target. It wasn't all smooth sailing for the Frogs who had to deal with a mid-season injury to Jared Janczak and a season-ending injury Luken Baker to ultimately earn their fourth straight trip to Omaha.

Heading into the postseason armed with a regular season championship, the Frogs came a game short of defending their 2016 postseason championship. But that didn't deter the selection committee, who awarded TCU its highest-ever National Seed, No. 6, ensuring the Road to Omaha would once again go through Lupton Stadium.

Mother Nature delayed the start of the postseason, dumping inches upon inches of rain on Fort Worth for much of Friday and Saturday. Yeoman's work by the TCU groundscrew and a good drainage system on the field helped the regional finally get underway on Saturday afternoon. Despite contests that started after 9 p.m. on Saturday and Sunday, almost 12,500 fans passed through the turnstiles to watch TCU's march through the NCAA Regional.

Mitchell Traver didn't disappoint in his third career Game 1 start as TCU topped Central Connecticut State, 9-6. He tossed seven solid innings of one-run baseball with nine strikeouts. Nolan Brown's two-run single in the sixth gave TCU a 3-0 lead and a six-run eighth broke the game open.

Facing a vaunted offense from Virginia, Jared Janczak proved to be the great neutralizer as he held the Cavalier offense to just a run on six hits over eight innings. TCU built a 4-0 lead in the first three innings, riding it to a 5-1 victory.

In the Regional championship game, the Frog bats came out to play as they routed Dallas Baptist, 15-3. TCU pounded out 11 hits and took advantage of 13 walks in the victory. A six-run third highlighted by a two-run home run from Josh Watson had the Frogs on their way to the Super Regional.

Game 1 of the NCAA Fort Worth Super Regional was one of the best games ever played at Lupton Stadium. Missouri State carried a 2-1 lead into the eighth, but a one-out walk to Zach Humphreys brought Evan Skoug to the plate as the go-ahead run. He delivered a two-run blast over the right field fence to help TCU steal a 3-2 Game 1 victory.

Four runs in the first three innings of Game 2 had the Frogs well on their way as TCU routed the Bears, 8-1. Skoug homered for the third straight game, hitting a two-run home run in the third to make it 4-1. After giving up a lead-off home run, Howard settled in and gave the Frogs 7 1/3 solid innings finishing with 11 strikeouts. Sean Wymer struck out four of the five batters he faced and TCU was off to Omaha for the fourth straight year.



2010 COLLEGE WORLD SERIES

2010 PLAYERS

P	Trent Appleby	Jr.	McKinney, Texas
OF	Jason Coats	So.	Plano, Texas
INF	Matt Curry	Sr.	Red Oak, Texas
C/OF	Josh Elander	Fr.	Round Rock, Texas
INF	Taylor Featherston	So.	Katy, Texas
P	Paul Gerrish	Sr.	Filer, Idaho
C	Bryan Holaday	Sr.	Dallas, Texas
P	Greg Holle	Jr.	Loudonville, N.Y.
OF	Zac Jordan	So.	Sugar Land, Texas
P	Walker Kelly	So.	Fort Worth, Texas
P	Tyler Lockwood	Sr.	Sugar Land, Texas
P	Eric Marshall	Sr.	Barrington, Ill.
P	Steven Maxwell	Jr.	The Woodlands, Texas
P	Kaleb Merck	So.	Keller, Texas
INF	Relly Mercurio	So.	Houston, Texas
P	Erik Miller	So.	Georgetown, Texas
INF	Jerome Pena	Jr.	Cave Creek, Ariz.
C	Jimmie Pharr	Jr.	Flower Mound, Texas
P	Matt Purke	Fr.	Spring, Texas
INF	Brance Rivera	So.	Muscatine, Iowa
UT	Aaron Schultz	So.	Spring, Texas
OF	Kyle Von Tungeln	Fr.	Sugar Land, Texas
INF	Joe Weik	Jr.	Grapevine, Texas
P	Kyle Winkler	So.	Sugar Land, Texas
INF	Jantzen Witte	Fr.	Arlington, Texas
UT	Davy Wright	Fr.	Aledo, Texas

COACHING STAFF

Jim Schlossnagle – Head Coach
 Randy Mazey – Assistant Coach
 Todd Whitting – Assistant Coach
 Ryan Sholtzberger – Volunteer Assistant Coach

2010 SCHEDULE/RESULTS

Sam Houston St.	W	4-0	at Oklahoma	L	3-8
Sam Houston St.	W	12-7	UNLV*	W	15-5
Sam Houston St.	W	15-2	UNLV*	W	9-8
at Cal State Fullerton	W	5-2	UNLV*	W	7-1
at Cal State Fullerton	L	4-6	Baylor	W (10)	5-4
at Cal State Fullerton	W	8-1	at Baylor	L	4-14
UT San Antonio	W	17-12	at Utah*	W	11-6
vs. Texas Tech	W	11-2	at Utah*	W	11-4
vs. Missouri	W (10)	4-3	at Utah*	W	8-2
vs. Rice	L	4-5	at New Mexico*	W	3-2
at UT Arlington	W	15-2	at New Mexico*	L	2-3
Texas Tech	W	8-7	at New Mexico*	W	26-4
Texas Tech	W	9-1	at Texas State	W	10-5
Texas Tech	W	8-5	Air Force*	W	8-2
at Oral Roberts	W	6-4	Air Force*	W	2-4
BYU*	W	13-6	Air Force*	W	5-3
BYU*	W	11-3	CS Bakersfield	W	13-1
BYU*	L	4-5	CS Bakersfield	W	12-0
at Dallas Baptist	L	7-8	CS Bakersfield	W	7-0
Texas State	W	4-0	vs. Utah	W	13-2
at Air Force*	L	11-14	vs. UNLV	W	5-2
at Air Force*	W	20-6	vs. New Mexico	W	2-0
at Air Force*	W (12)	19-17	Lamar	W	16-3
UT Arlington	W	10-3	Arizona	W	11-5
San Diego State*	W	4-1	Baylor	W	9-0
San Diego State*	W	11-5	at Texas	W	3-1
San Diego State*	L	1-3	at Texas	L	14-1
Oklahoma	L	2-4	at Texas	W	4-1
at Houston	W	15-1	vs. Florida State	W	8-1
at Houston	W	6-1	vs. UCLA	L	3-6
at Houston	W	12-2	vs. Florida State	W	11-7
Texas A&M	W	6-1	vs. UCLA	W	6-2
at BYU*	W	14-8	vs. UCLA	L	3-10
at BYU*	W	12-1			
at BYU*	W (11)	6-5			

Led by a trio of pitchers who could be the No. 1 starter on any team in the country, the Horned Frogs easily cruised through the Fort Worth Regional, setting up a Super Regional rematch with Texas in Austin. TCU flipped the script as it won Games 1 and 3 to earn its first-ever trip to the College World Series.

In the final year of Rosenblatt, TCU was quickly embraced by Omaha. Feeling like the hometown team, TCU easily dispatched a feisty Florida State, a program that was in Omaha for the 20th time, 9-1. TCU used a five-run first inning and rode the left arm of Matt Purke to an 8-1 victory.

TCU advanced to face UCLA in the winner's bracket. The Bruins featured two future first-round draft picks in Garrett Cole and Trevor Bauer. Cole got the ball in the winner's bracket game and held the Frog offense in check, pushing the Frogs' season to the brink.

The Frogs looked poised to bow out after three games as the elimination contest was a rematch with Florida State. The Seminoles jumped out to a 7-2 lead before the Frogs began to mount a comeback in what will be one of the most memorable games ever played at Rosenblatt. TCU cut the lead to 7-3 when Bryan Holaday plated a run with a hustle double in which he eluded the tag with a clutch slide into second. TCU went on to load the bases after Jason Coats drew a full-count walk with two outs. Matt Curry worked the count to 3-2 before launching a grand slam over the center field batter's eye to turn a two-run deficit into a two-run lead. Jantzen Witte kept the fireworks coming as he launched a two-run home run to push the lead to four, 11-7, helping the Frogs stave off elimination.

Needing to beat UCLA twice to advance to the championship series, head coach Jim Schlossnagle turned to the undefeated Purke on six days' rest. Purke kept the Bruins off-balance all day and the offense backed him with home runs by Holaday, Jerome Pena and Taylor Featherston to key the squad to a 6-2 victory. The Bruins pitching depth and a woken up offense were too much for TCU as the Bruins ended the Frogs' season with a 10-2 loss in a winner-take-all game.

The Horned Frogs' magical season did not end with a national title, but nevertheless brought the program major exposure. TCU finished the season with a unanimous No. 3 ranking and a 54-14 record.

2010 STARTING LINEUP

C - Bryan Holaday (Sr., Dallas, Texas)

.355 avg. (99-for-279); 24 2B; 13B; 17 HR; 53 RBI; 72 Runs

1B - Matt Curry (Jr., Red Oak, Texas)

.339 avg. (84-for-248); 26 2B; 2 3B; 18 HR; 65 RBI; 65 Runs

2B - Jerome Pena (Jr., Cave Creek, Ariz.)

.313 avg. (76-for-243); 13 2B; 13B; 11 HR; 52 RBI; 55 Runs

3B - Jantzen Witte (Fr., Arlington, Texas)

.374 avg. (61-for-163); 15 2B; 13B; 4 HR; 39 RBI; 32 Runs

SS - Taylor Featherston (So., Houston, Texas)

.338 avg. (78-for-231); 16 2B; 7 3B; 8 HR; 52 RBI; 59 Runs

LF - Jason Coats (So., Plano, Texas)

.361 avg. (99-for-274); 23 2B; 4 3B; 13 HR; 69 RBI; 68 Runs

CF - Aaron Schultz (So., Spring, Texas)

.293 avg. (65-for-222); 13 2B; 13B; 9 HR; 53 RBI; 46 Runs

RF - Brance Rivera (So., Muscatine, Iowa)

.342 avg. (64-for-187); 8 2B; 6 HR; 28 RBI; 46 Runs

DH - Joe Weik (Jr., Grapevine, Texas)

.357 avg. (40-for-112); 7 2B; 6 HR; 29 RBI; 23 Runs

P - Matt Purke (Fr., Spring, Texas)

16-0; 3.02 ERA; 116.1 IP; 34 BB; 142 K; .212 opp. avg.

P - Kyle Winkler (So., Sugar Land, Texas)

12-3; 3.39 ERA; 116.2 IP; 36 BB; 92 K; .252 opp. avg.

P - Steven Maxwell (Jr., The Woodlands, Texas)

11-2; 2.70 ERA; 103.1 IP; 34 BB; 93 K; .239 opp. avg.

RP - Tyler Lockwood (Sr., Sugar Land, Texas)

6-2; 8 Saves; 2.19 ERA; 65.2 IP; 21 BB; 41 K; .237 opp. avg.



2014 COLLEGE WORLD SERIES

2014 CWS ROSTER

P	Tyler Alexander	Fr.	Southlake, Texas
C	Kyle Bacak	Sr.	Katy, Texas
INF	Connor Castellano	Jr.	Shreveport, La.
INF	Garrett Crain	Jr.	Mustang, Okla.
INF	Kevin Cron	Jr.	Phoenix, Ariz.
C	Dylan Delso	Jr.	Broken Arrow, Okla.
P	Travis Evans	Jr.	Round Rock, Texas
OF	Jeremie Fagnan	Jr.	Calgary, Alberta
P	Riley Ferrell	So.	College Station, Texas
P	Brandon Finnegan	Jr.	Fort Worth, Texas
OF	Dylan Fitzgerald	Sr.	Santa Ana, Calif.
C/OF	Will Foreman	Fr.	Houston, Texas
INF	Will Fox	Fr.	Montgomery, Texas
INF	Eric Garza	Fr.	San Antonio, Texas
P	Brian Howard	Fr.	St. Louis, Mo.
OF	Cody Jones	Jr.	Round Rock, Texas
INF	Keaton Jones	Jr.	Laguna Beach, Calif.
P	Preston Morrison	Jr.	Waxhaw, N.C.
INF	Derek Odell	Jr.	Canyon, Texas
OF	Walker Pennington	Fr.	Houston, Texas
OF	Jerrick Suiter	Jr.	Valparaiso, Ind.
P	Trey Teakell	Jr.	Weatherford, Texas
P	Mitchell Traver	Fr.	Sugar Land, Texas
P	Brian Trieglaff	Fr.	Houston, Texas
OF	Boomer White	So.	Houston, Texas
P	Alex Young	So.	Hawthorn Woods, Ill.

COACHING STAFF

Jim Schlossnagle – Head Coach
 Bill Mosiello – Assistant Coach
 Kirk Saarloos – Assistant Coach
 Zach Etheredge -- Assistant Coach

2014 SCHEDULE/RESULTS

Jacksonville	W	5-0	at Houston Baptist	W	13-0
Jacksonville	W	5-1	at Texas*	W	3-0
Jacksonville	L	0-2	at Texas*	W	2-0
Northern Colorado	W	10-3	at Texas*	W	3-1
vs. BYU	W	10-0	vs. Texas Tech	W	4-0
vs. TAMU-CC	W	7-4	CS Northridge	W	6-2
vs. UTSA	W	5-1	CS Northridge	W	1-0
UT Arlington	L	2-10	CS Northridge	W	3-0
vs. Sam Houston State	L	4-9	at Stephen F. Austin	W	14-4
vs. Rice	L	0-1	Kansas State*	W	5-0
vs. Houston	W	2-1	Kansas State*	W	3-1
Dallas Baptist	W (15)	5-4	Kansas State*	W	21-7
Michigan State	L	1-2	Oklahoma*	W	10-2
Michigan State	L	1-4	Oklahoma*	L (11)	5-7
Michigan State	W	6-2	Oklahoma*	W	9-1
at Rice	L	0-5	at Baylor	L	3-6
Dartmouth	W	4-1	at Baylor	W	5-0
Dartmouth	W	5-1	at Baylor	W	7-1
Dartmouth	W	8-0	vs. Baylor	W	8-5
at Oklahoma	L	5-9	vs. West Virginia	W	6-2
Texas Tech*	W	9-0	vs. Baylor	W	4-1
Texas Tech*	L	2-10	vs. Oklahoma State	W	7-1
Texas Tech*	L	2-12	Siena#	W (11)	2-1
UT Pan American	W	11-0	Sam Houston St.	W (22)	3-2
at Oklahoma State*	W	3-1	Sam Houston St.	W	6-1
at Oklahoma State*	L	1-2	Pepperdine	W	3-2
at Oklahoma State*	L	4-9	Pepperdine	L	2-3
at UT Arlington	W	12-6	Pepperdine	W	6-5
West Virginia*	W	4-3	vs. Texas Tech	W	3-2
West Virginia*	W	8-0	vs. Virginia	L (15)	2-3
West Virginia*	W	3-1	vs. Ole Miss	L	4-6
at Dallas Baptist	W	7-1			
at Kansas*	W	5-2			
at Kansas*	W	3-1			
at Kansas*	L	1-5			

Following the same path as the 2010 College World Series team, TCU grinded through its postseason opposition with superb pitching rivaled by few. Four of the team's five wins before Omaha were by one run, including an 11- and 22-inning contest.

The Horned Frogs' first opponent was Big 12 foe Texas Tech, who took two of three at Lupton Stadium March 21-23 before TCU handed them a 4-0 shutout on April 22 in Abilene. A first-inning TCU run was all the board showed for seven innings, until the Red Raiders plated a pair on two singles and a triple in the eighth. TCU rallied with RBI singles by Cody Jones and Boomer White in the bottom half of the inning to regain its one-run lead, 3-2. Riley Ferrell, who was practically unhittable in the Regionals and Super Regionals, worked around a hit and an error in the ninth to earn the win.

TCU was in the winners' bracket just like 2010. Its next opponent, Virginia, one-upped TCU's rally over Texas Tech by producing a walk-off win over Ole Miss to set up the winner's bracket contest. The Cavaliers pushed an unearned run across in the bottom of the first. TCU answered with two in the top of the second, but through the first four innings each team had stranded five. Virginia tied it up in the bottom of the fifth, the last run for either team for a while. Starters Brandon Waddell and Brandon Finnegan went seven and eight full innings, respectively.

Ferrell remained as reliable as ever, relieving Finnegan with four complete innings and allowing one hit to four strikeouts. The offense, however, was unable to get a man in scoring position over any of the extra frames. Trey Teakell came on for the 12th inning, and retired the first six batters he faced. A lead-off double in the bottom of the 15th was followed by a sacrifice bunt. The next Cavalier batter, Daniel Pinero, lifted a fly ball deep enough to center field to bring in the walk-off run.

The elimination game versus Ole Miss saw the Horned Frogs trail 3-0 in the top of the third, its largest deficit in 15 games (May 15 at Baylor). Each of the Horned Frogs' first six batters in the bottom of the fourth reached, and TCU tied the game at 3-3. The Rebels scratched another run across in the top of the fifth, and Kevin Cron led off the bottom half of the frame with a solo blast. The see-saw battle saw the Rebels pick up a run in the seventh to break the tie. Ole Miss held on to defeat the Frogs, 6-4.

TCU became one of just 10 programs in the country to reach Omaha at least twice over the previous five seasons. The 48 wins were second in school history behind the 2010 CWS squad.

2014 STARTING LINEUP

C - Kyle Bacak (Sr., Katy, Texas)

.269 avg. (46-for-171); 4 2B; 0 3B; 0 HR; 18 RBI; 23 Runs

1B - Kevin Cron (Jr., Phoenix, Ariz.)

.279 avg. (69-for-247); 18 2B; 2 3B; 6 HR, 41 RBI; 37 Runs

2B - Garrett Crain (Jr., Mustang, Okla.)

.324 avg. (58-for-179); 9 2B; 2 3B; 1 HR; 19 RBI; 31 Runs

3B - Derek Odell (Jr., Canyon, Texas)

.265 avg. (67-for-253); 8 2B; 2 3B; 1 HR; 35 RBI; 34 Runs

SS - Keaton Jones (Jr., Laguna Beach, Calif.)

.266 avg. (64-for-241); 4 2B; 13B; 0 HR; 21 RBI; 28 Runs

LF - Boomer White (So., Houston, Texas)

.315 avg. (84-for-267); 14 2B; 0 3B; 2 HR; 49 RBI; 49 Runs

CF - Cody Jones (Jr., Round Rock, Texas)

.265 avg. (68-for-257); 9 2B; 2 3B; 0 HR; 18 RBI; 51 Runs

RF - Dylan Fitzgerald (Sr., Santa Ana, Calif.)

.307 avg. (75-for-244); 16 2B; 3 3B; 2 HR; 34 RBI; 34 Runs

DH - Jerrick Suiter (Jr., Valparaiso, Ind.)

.273 avg. (47-for-172); 12 2B; 0 3B; 0 HR; 29 RBI; 24 Runs

P - Brandon Finnegan (Jr., Fort Worth, Texas)

9-3; 2.04 ERA; 105.2 IP; 29 BB; 134 K; .210 opp. avg.

P - Preston Morrison (Jr., Waxhaw, N.C.)

9-4; 1.32 ERA; 129.2 IP; 21 BB; 95 K; .197 opp. avg.

P - Tyler Alexander (Fr., Southlake, Texas)

10-3; 2.36 ERA; 99.0 IP; 11 BB; 59 K; .239 opp. avg.

RP - Riley Ferrell (So., College Station, Texas)

3-1; 15 saves; 0.79 ERA; 45.1 IP; 14 BB; 70 K; .132 opp. avg.



2015 COLLEGE WORLD SERIES

2015 PLAYERS

P	Tyler Alexander	So.	Southlake, Texas
INF	Elliott Barzilli	So.	Los Angeles, Calif.
OF	Connor Beck	Fr.	Midland, Texas
OF	Nolan Brown	Jr.	Colleyville, Texas
P	Ryan Burnett	Fr.	The Woodlands, Texas
INF	Garrett Crain	Sr.	Mustang, Okla.
P	Travis Evans	Sr.	Round Rock, Texas
OF	Jeremie Fagnan	Sr.	Calgary, Alberta
P	Riley Ferrell	Jr.	College Station, Texas
P	Drew Gooch	Fr.	Argyle, Texas
P	Preston Guillory	Jr.	Baton Rouge, La.
P	Brian Howard	So.	St. Louis, Mo.
OF	Cody Jones	Sr.	Round Rock, Texas
INF	Keaton Jones	Sr.	Laguna Beach, Calif.
INF	Michael Landestoy	Fr.	Santo Domingo, D.R.
P	Preston Morrison	Sr.	Waxhaw, N.C.
INF	Derek Odell	Sr.	Canyon, Texas
C	Zack Plunkett	Fr.	Hurst, Texas
C	Evan Skoug	Fr.	Libertyville, Ill.
OF	Dane Steinhagen	Jr.	Beaumont, Texas
P	Trey Teakell	Sr.	Weatherford, Texas
P	Mitchell Traver	So.	Sugar Land, Texas
P	Brian Trieglaff	So.	Houston, Texas
OF	Austen Wade	Fr.	Midland, Texas
OF	Connor Wanhanen	Fr.	Flower Mound, Texas
OF	Evan Williams	Jr.	McKinney, Texas
P	Alex Young	Jr.	Hawthorn Woods, Ill.

COACHING STAFF

Jim Schlossnagle – Head Coach
 Bill Mosiello – Associate Head Coach
 Kirk Saarloos – Assistant Coach
 Zach Etheredge – Volunteer Assistant Coach

2015 SCHEDULE/RESULTS

	Southern Illinois	W	5-0		Santa Clara	W	1-0
	Southern Illinois	W	16-4		Santa Clara	W	6-1
	Southern Illinois	W	11-0		Santa Clara	W	9-2
	UT Arlington	W	4-1		Incarnate Word	W	6-1
at	#9 Arizona State	W	3-0		Texas	W	6-5
at	#9 Arizona State	L	6-7		Texas	W	11-6
at	#9 Arizona State	W	3-2		Texas	W	7-1
	Texas Southern	W	1-0	at	#15 Dallas Baptist	L	4-6
	#10 Rice	W	3-1	at	West Virginia*	W	9-4
at	#25 USC	L (12)	6-7	at	West Virginia*	W	6-2
at	#4 UCLA	W	3-1	at	West Virginia*	W	5-0
vs.	#1 Vanderbilt	W	4-2		Kansas*	W	4-2
at	Loyola-Marymount	W	6-2		Kansas*	W (10)	2-1
	Baylor*	W	3-1		Abilene Christian	W	8-2
	Baylor*	W	3-2	at	Oklahoma*	W	5-4
	Baylor*	W	10-1	at	Oklahoma*	W	11-9
	UT Pan American	W	5-0	at	Oklahoma*	W	4-2
	UT Pan American	W	11-5	vs.	Baylor	L	5-6
	#19 Oklahoma St.*	L (12)	6-7	vs.	Texas Tech	L	1-8
	#19 Oklahoma St.*	W	7-4		Sacred Heart	W	10-0
	#19 Oklahoma St.*	L	2-7		#24 NC State	L	4-5
	Oklahoma	W (10)	4-3		Stony Brook	W	8-3
	Wichita State	W	14-1		#24 NC State	W	8-2
	Wichita State	W	8-4		#24 NC State	W (10)	9-8
	Wichita State	W	11-2		#6 Texas A&M	W	13-4
at	UT Arlington	L	1-8		#6 Texas A&M	L (10)	1-2
at	#19 Texas Tech*	W	8-0		#6 Texas A&M	W (16)	5-4
	#19 Texas Tech*	L	1-5	vs.	#1 LSU	W	10-3
at	#19 Texas Tech*	W	4-1	vs.	#5 Vanderbilt	L	0-1
at	Abilene Christian	W	4-3	vs.	#1 LSU	W	8-4
	#16 Dallas Baptist	W	6-2	vs.	#5 Vanderbilt	L	1-7
at	Kansas State*	L	4-14				
at	Kansas State*	W	9-0				
at	Kansas State*	L	2-6				
at	UT Arlington	W	7-1				

A team known for postseason drama didn't disappoint in its latest run to Omaha. Comebacks and extra-inning victories were the name of the game as the Horned Frogs were more than battle tested heading into the College World Series.

One of three schools (Virginia and Vanderbilt) to repeat as College World Series participants, the venue and crowd size did not intimidate. The stacked field of eight featured four national seeds, two on each side of the bracket.

Omaha fans faced a dilemma as two of the hometown's favorite CWS participants faced off in the third game of the series. The Horned Frogs' first opponent was Omaha regular, LSU. After a scoreless first three innings, the bats came to life in the fourth. The Frogs took a 2-0 lead in the top of the frame on RBI singles from Connor Wanhanen and Dane Steinhagen. A pair of four-run innings by the Frogs put the game firmly in their grasp en route to a 10-3 win. Preston Morrison dominated for seven innings, allowing a run on five hits to help the Frogs advance in the winner's bracket for the second straight season.

A meeting with the defending national champions, Vanderbilt, awaited the Frogs. Two teams known for their mound dominance didn't disappoint as Alex Young and Philip Pfeifer went toe-to-toe for seven innings. Young, who struck out a career-high 12 batters, carried a no-hitter into the seventh when Zander Wiel hit a lead-off home run for the only run of the game. The Frogs had their chances but stranded nine runners in a 1-0 loss.

Needing a win to keep their season alive, the Frogs found themselves faced with a rematch against LSU. The Tigers jumped in front with a run in the first, but TCU responded with a three-spot in the second to take a lead it would never relinquish. Evan Skoug and Steinhagen combined to drive in five runs in TCU's 8-4 win. Trey Teakell picked up the victory with 4 1/3 shutout innings in relief, forcing a rematch with Vanderbilt.

TCU's magical run came to a close as Vanderbilt raced out to a 7-0 lead. The Frog offense had a tough time getting to the Commodores' Walker Buehler as they were held to a run on just five hits in a 7-1 loss to end the season.

2015 STARTING LINEUP

C - Evan Skoug (Fr., Libertyville, Ill.)
 .285 avg. (73-for-256); 15 2B; 7 HR; 46 RBI; 44 Runs; 5 SB

1B - Jeremie Fagnan (Sr., Calgary, Alberta)
 .265 avg. (44-for-166); 6 2B; 4 HR; 26 RBI; 29 Runs; 10 SB

2B - Garrett Crain (Sr., Mustang, Okla.)
 .264 avg. (64-for-242); 11 2B; 2 3B; 1 HR; 30 RBI; 45 Runs, 8 SB

3B - Derek Odell (Sr., Canyon, Texas)
 .292 avg. (69-for-236); 10 2B; 3 HR; 34 RBI; 34 Runs; 9 SB

SS - Keaton Jones (Sr., Laguna Beach, Calif.)
 .251 avg. (58-for-231); 8 2B; 13B; 2 HR; 40 RBI; 32 Runs; 8 SB

LF - Dane Steinhagen (Jr., Beaumont, Texas)
 .289 avg. (63-for-218); 6 2B; 4 3B; 28 RBI; 26 Runs; 10 SB

CF - Cody Jones (Sr., Round Rock, Texas)
 .353 avg. (89-for-252); 14 2B; 13B; 5 HR; 34 RBI; 63 Runs; 33 SB

RF - Nolan Brown (Jr., Colleyville, Texas)
 .302 avg. (68-for-225); 11 2B; 13B; 1 HR; 30 RBI; 46 Runs; 19 SB

DH - Connor Wanhanen (Fr., Flower Mound, Texas)
 .329 avg. (71-for-216); 4 2B; 3 3B; 1 HR; 40 RBI; 42 Runs; 11 SB




P - Preston Morrison (Sr., Waxhaw, N.C.)
 12-3; 2.51 ERA; 122.0 IP; 22 BB; 91 K; .223 opp. avg.

P - Tyler Alexander (So., Southlake, Texas)
 6-3; 3.07 ERA; 93.2 IP; 10 BB; 72 K; .251 opp. avg.

P - Alex Young (Jr., Hawthorn Woods, Ill.)
 9-3; 2.22 ERA; 97.1 IP; 22 BB; 103 K; .210 opp. avg.

P - Mitchell Traver (So., Sugar Land, Texas)
 9-2; 1.89 ERA; 76.1 IP; 26 BB; 77 K; .184 opp. avg.

RP - Riley Ferrell (Jr., College Station, Texas)
 1-3; 14 Saves; 2.56 ERA; 31.2 IP; 20 BB; 53 K; .099 opp. avg.



2016 COLLEGE WORLD SERIES

2016 PLAYERS

P/DH	Luken Baker	Fr.	Spring, Texas
INF	Elliott Barzilli	Jr.	Los Angeles, Calif.
P	Austin Boyles	Fr.	Spring, Texas
P	Dalton Brown	Fr.	Benbrook, Texas
P	Ryan Burnett	So.	The Woodlands, Texas
P	Durbin Feltman	Fr.	Conroe, Texas
P	Drew Gooch	So.	Argyle, Texas
P	Preston Guillory	Sr.	Baton Rouge, La.
INF	Mason Hesse	Jr.	Temple, Texas
P	Rex Hill	Jr.	Tomball, Texas
P	Dalton Horton	Fr.	Center, Texas
P	Brian Howard	Jr.	St. Louis, Mo.
P	Jared Janczak	Fr.	Temple, Texas
OF	Ryan Johnson	Fr.	College Station, Texas
INF	Michael Landestoy	So.	Santo Domingo, D.R.
INF	Ryan Merrill	Jr.	Omaha, Neb.
C	Zack Plunkett	So.	Hurst, Texas
C	Evan Skoug	So.	Libertyville, Ill.
OF	Dane Steinhagen	Sr.	Beaumont, Texas
P	Mitchell Traver	Jr.	Sugar Land, Texas
P	Brian Trieglaff	Jr.	Houston, Texas
OF	Austen Wade	So.	Midland, Texas
OF	Connor Wanhnen	So.	Flower Mound, Texas
INF	Cam Warner	Jr.	Canberra, Australia
OF	Josh Watson	Fr.	Arlington, Texas
P	Sean Wymer	Fr.	Flower Mound, Texas

COACHING STAFF

Jim Schlossnagle – Head Coach
 Bill Mosiello – Associate Head Coach
 Kirk Saarloos – Assistant Coach
 Zach Etheredge – Volunteer Assistant Coach
 Josh Elander - Student Assistant Coach

2016 SCHEDULE/RESULTS

Loyola Marymount	L	3-5	at #25 Oklahoma St.*	L	0-9
Loyola Marymount	W	1-0	at #25 Oklahoma St.*	W	11-6
Loyola Marymount	W	5-0	at #25 Oklahoma St.*	L	7-11
Ark.-Pine Bluff	W	17-3	at #17 Dallas Baptist	W	2-0
vs. #6 La.-Lafayette	W	7-1	#10 Texas Tech*	L	3-7
vs. #25 Rice	W	10-0	#10 Texas Tech*	W	13-6
vs. #9 Houston	W	10-1	#10 Texas Tech*	L	1-3
UTRGV	W	13-0	at Penn State	W	6-2
Gonzaga	L	3-4	at Penn State	W	5-4
Gonzaga	W	10-2	at Penn State	W	9-5
Gonzaga	W	16-1	at Baylor*	L	3-4
UT Arlington	W	5-1	at Baylor*	L	5-8
USC	W	8-3	at Baylor*	W	7-3
USC	W (10)	12-11	Stephen F. Austin	W	3-2
USC	L	6-16	Kansas State*	W	3-2
at Rice	W	6-4	Kansas State*	W	2-1
West Virginia*	W	10-6	Kansas State*	W	9-3
West Virginia*	W	7-1	vs. Baylor	W	12-5
West Virginia*	W	14-2	vs. Oklahoma State	W	13-5
Abilene Christian	W	6-4	vs. Texas	L	1-2
at Texas*	L	3-4	vs. Texas	W	8-2
at Texas*	L	0-2	vs. West Virginia	W (10)	11-10
at Texas*	W	9-5	Oral Roberts	W	7-0
at UT Arlington	W	17-4	Gonzaga	W	4-3
at Wichita State	W	3-0	Arizona State	W	8-1
at Wichita State	W	17-6	at #4 Texas A&M	W	8-2
at Wichita State	W	12-5	at #4 Texas A&M	L	1-7
UT Arlington	L	3-4	at #4 Texas A&M	W	4-1
at Kansas*	L	3-4	vs. #4 Texas Tech	W	5-3
at Kansas*	W	8-0	vs. #7 Coastal Carolina	W	6-1
at Kansas*	W	14-6	vs. #7 Coastal Carolina	L	1-4
Dallas Baptist	L	1-9	vs. #7 Coastal Carolina	L	5-7
Oklahoma*	W	11-3			
Oklahoma*	W	12-2			
Oklahoma*	W	2-0			

While it was TCU's third consecutive trip to the College World Series, it brought with them a host of new characters. Gone were six everyday starters, replaced by a cast of freshmen and junior college transfers. Additionally, the Horned Frogs debuted an almost entirely new rotation on the mound and a new closer.

Battle-tested after a hard-fought three-game series against the heavily-favored Texas A&M Aggies in College Station, the Frogs were prepared for the highly charged atmosphere in Omaha.

A familiar foe awaited the Frogs in their first game of the World Series in fellow Big 12 member, Texas Tech. It was the second time in TCU's four trips to the CWS that it would open the series against the Red Raiders. Similar to the outcome in 2014, the Frogs escaped with a 5-3 victory. The game was not without dramatics as the Frogs used a three-run home run with one out in the ninth to take a two-run lead. The home run capped a see-saw affair that saw the lead change hands multiple times. It was Texas Tech that jumped in front first with a third-inning run. A Ryan Merrill sacrifice fly tied the game in the fourth and Cam Warner's home run in the fifth gave TCU its first lead of the game. The Red Raiders tied the game in the bottom of the fifth and took the lead with a two out hit in the eighth before Baker's heroics.

Brian Howard and Ryan Burnett teamed up for a dominating performance on the mound as TCU won its second game in Omaha for the first time in program history. The Frogs took a 6-1 victory over Coastal Carolina with runs in the second, fifth, sixth and ninth. Baker's home run to lead off the second set the tone. Howard was touched for a run in the sixth, but with the tyn run on second, he gave way to Burnett. The lefty reliever retired all 10 batters he faced to lock up the win.

Needing just one win to advance to the championship series, the Frogs ran into a hot Coastal Carolina squad. Andrew Beckwith tossed a complete-game, limiting the Frogs to a run on six hits. The TCU pitching staff limited the Chanticleers to four hits, but combined with a trio of walks and TCU error, they scored four runs for a 4-1 win.

Coastal Carolina held off a hard-charging TCU squad in a winner-moves-on game, handing the Frogs a 7-5 loss. The Chanticleers built a 7-1 lead and held on as TCU scored four unanswered runs. A trio of double plays proved costly in the Frogs ability to overcome the deficit and the season came to an end.

2016 STARTING LINEUP

C - Evan Skoug (So., Libertyville, Ill.)

.301 avg. (75-for-249); 21 2B; 9 HR; 51 RBI; 54 Runs; 7 SB

1B - Connor Wanhnen (So., Flower Mound, Texas)

.231 avg. (43-for-186); 7 2B; 2 3B; 23 RBI; 39 Runs; 9 SB

1B - Michael Landestoy (So., Santo Domingo, D.R.)

.290 avg. (20-for-69); 13B; 1 HR; 14 RBI; 13 Runs; 1 SB

2B - Cam Warner (Jr., Canberra, Australia)

.300 avg. (85-for-283); 17 2B; 13B; 6 HR; 43 RBI; 47 Runs; 10 SB

3B - Elliott Barzilli (Jr., Los Angeles, Calif.)

.339 avg. (85-for-251); 16 2B; 4 3B; 7 HR; 48 RBI; 44 Runs; 14 SB

SS - Ryan Merrill (Jr., Omaha, Neb.)

.298 avg. (53-for-178); 9 2B; 4 3B; 1 HR; 25 RBI; 31 Runs; 11 SB

LF - Josh Watson (Fr., Arlington, Texas)

.280 avg. (68-for-243); 12 2B; 5 3B; 11 HR; 44 RBI; 52 Runs; 12 SB

CF - Dane Steinhagen (Jr., Beaumont, Texas)

.313 avg. (76-for-243); 20 2B; 13B; 8 HR; 51 RBI; 49 Runs; 12 SB

RF - Austen Wade (So., Midland, Texas)

.286 avg. (62-for-217); 11 2B; 13B; 1 HR; 27 RBI; 50 Runs; 13 SB

DH - Luken Baker (Fr., Spring, Texas)

.379 avg. (95-for-248); 16 2B; 11 HR; 62 RBI; 59 Runs; 1 SB

P - Brian Howard (Jr., St. Louis, Mo.)

10-2; 3.19 ERA; 98.2 IP; 30 BB; 93 K; .228 opp. avg.

P - Jared Janczak (Fr., Temple, Texas)

7-4; 2.61 ERA; 82.2 IP; 26 BB; 80 K; .248 opp. avg.

P - Mitchell Traver (Jr., Sugar Land, Texas)

1-3; 3.26 ERA; 30.1 IP; 10 BB; 28 K; .235 opp. avg.

RP - Durbin Feltman (Fr., Conroe, Texas)

3-0; 9 Saves; 1.56 ERA; 34.2 IP; 11 BB; 49 K; .129 opp. avg.



2017 COLLEGE WORLD SERIES

2017 PLAYERS

P/DH	Luken Baker	Fr.	Spring, Texas
INF	Elliott Barzilli	Jr.	Los Angeles, Calif.
P	Austin Boyles	Fr.	Spring, Texas
P	Dalton Brown	Fr.	Benbrook, Texas
OF	Nolan Brown	Sr.	Colleyville, Texas
P	Cal Coughlin	Fr.	Lake Forest, Ill.
P	Jake Eissler	Fr.	Littleton, Colo.
P	Durbin Feltman	Fr.	Conroe, Texas
INF	Trent Franson	Fr.	Houston, Texas
P	Haylen Green	Fr.	Lufkin, Texas
INF	Mason Hesse	Jr.	Temple, Texas
P	Dalton Horton	Fr.	Center, Texas
P	Brian Howard	Jr.	St. Louis, Mo.
C	Zach Humphreys	Fr.	Midlothian, Texas
OF	Austin Ingraham	Jr.	Fort Worth, Texas
P	Jared Janczak	Fr.	Temple, Texas
P	Charles King	Fr.	Coppell, Texas
INF	Michael Landestoy	So.	Santo Domingo, D.R.
P	Nick Lodolo	Fr.	LaVerne, Calif.
INF	Ryan Merrill	Jr.	Omaha, Neb.
P	Trey Morris	Fr.	Katy, Texas
C	Evan Skoug	So.	Libertyville, Ill.
P	Mitchell Traver	Jr.	Sugar Land, Texas
OF	Austen Wade	So.	Midland, Texas
OF	Connor Wanhanen	So.	Flower Mound, Texas
INF	Cam Warner	Jr.	Canberra, Australia
OF	Josh Watson	Fr.	Arlington, Texas
OF	Evan Williams	Sr.	McKinney, Texas
P	Sean Wymer	Fr.	Flower Mound, Texas

COACHING STAFF

Jim Schlossnagle – Head Coach
 Bill Mosiello – Associate Head Coach
 Kirk Saarloos – Assistant Coach
 Zach Etheredge – Volunteer Assistant Coach

2017 SCHEDULE/RESULTS

Penn State	W	6-3	at West Virginia*	L	4-5
Penn State	W	12-1	Baylor*	W	9-4
Penn State	W	9-3	Baylor*	L	5-16
at UT Arlington	W	7-2	Baylor*	W	8-5
Arizona State	L	9-13	Stephen F. Austin	L	2-6
Arizona State	W	8-4	at #6 Texas Tech*	W	4-1
Arizona State	W	5-2	at #6 Texas Tech*	L	4-6
Rice	W	13-5	at #6 Texas Tech*	L	3-21
vs. #3 LSU	W	9-6	#24 Texas*	W (11)	11-10
vs. #15 Texas A&M	W (15)	11-10	#24 Texas*	W	8-2
vs. #8 Ole Miss	W	5-3	#24 Texas*	W (10)	4-3
#16 Dallas Baptist	W (10)	3-2	at #24 Oklahoma*	W	9-6
at UC Irvine	L	2-11	at #24 Oklahoma*	L	8-9
at UC Irvine	L	3-6	at #24 Oklahoma*	L	9-10
at UC Irvine	W	16-7	UT Arlington	W	6-1
at Long Beach State	L	0-7	at Cal	W	3-0
Kansas*	W	3-1	at Cal	W	5-4
Kansas*	W	5-1	at Cal	L	3-8
Kansas*	L	3-4	vs. Kansas	L	3-7
at Abilene Christian	W	3-0	vs. Oklahoma	W	9-4
#16 Oklahoma St.*	W	7-5	vs. Kansas	W	6-0
#16 Oklahoma St.*	W	6-5	vs. Texas	W	9-2
#16 Oklahoma St.*	W	5-1	vs. Texas	L	3-9
UTRGV	W	10-2	Central Conn. State	W	9-6
UTRGV	W	18-2	#11 Virginia	W	5-1
at Kansas State*	W (11)	5-0	Dallas Baptist	W	15-3
at Kansas State*	W (10)	1-0	#8 Missouri State	W	3-2
at Kansas State*	W	12-4	#8 Missouri State	W	8-1
at UT Arlington	W	5-4	vs. #3 Florida	L	0-3
Murray State	W	9-2	vs. #8 Texas A&M	W	4-1
Murray State	W	15-6	vs. #4 Louisville	W	4-3
Murray State	W	13-2	vs. #3 Florida	W	9-2
at Dallas Baptist	W	9-3	vs. #3 Florida	L	0-3
at West Virginia*	L	4-5			
at West Virginia*	W	8-6			

TCU rolled into the postseason with the ease and confidence of a group that had been there before. The Horned Frogs won five straight on the path to their fourth straight appearance in the College World Series. TCU became one of just 10 programs to make four straight appearances in the CWS.

The field of 8 was stacked as five of the top 8 National Seeds ended up in Omaha. Three of those seeds were featured in TCU's half of the bracket.

The Frogs faced a daunting task in their opener against #3 Florida and the 18th overall pick of the 2017 MLB Draft in Alex Faedo. The junior right-hander lived up to his billing as he held the Frogs to just two hits over seven innings. The Gators struck for single runs in the first, fourth and fifth innings en route to a 3-0 victory.

Facing elimination against a familiar foe two days later, the Frogs found magic in the right arm of Brian Howard. He stifled Texas A&M for seven innings, holding the Aggies to a run on five hits with 12 strikeouts, helping TCU end the Aggies season for the third straight year with a 4-1 victory. Ryan Merrill had a moment to remember as the Omaha native homered as part of a three-run third inning to help push the TCU lead to 4-0.

TCU staved off elimination again two days later as it put an end to Louisville's season with a nail-biting 4-3 victory. All of TCU's runs came in the fourth inning. Merrill once again provided the big hit with a two-run, two-out single. The Cardinals scored single runs in the third, fourth and fifth innings. Sean Wymer was brilliant in relief, allowing just two hits in 4 1/3 innings of work.

A rematch against Florida followed the next night and the TCU bats came out to play. The Frogs routed the Gators 9-2 to force a decisive game for a chance to play for the title. The top of the order went 5-for-13 with seven RBIs. Josh Watson's two-run triple with two outs in the fourth put the Frogs in front to stay. Charles King came up huge in middle relief with 3 1/3 scoreless frames to earn his first collegiate victory.

TCU's bid for its first appearance in the championship series once again came up short as Faedo matched his performance from Game 1 in helping the Gators to a 3-0 victory. Again, the Gators used single runs in the second, fifth and seventh inning to build their advantage.

2017 STARTING LINEUP

C - Evan Skoug (Jr., Libertyville, Ill.)

.272 avg. (71-for-261); 11 2B; 20 HR; 71 RBI; 59 Runs; 3 SB

1B - Connor Wanhanen (Jr., Flower Mound, Texas)

.281 avg. (38-for-135); 6 2B; 16 RBI; 34 Runs; 11 SB

2B - Cam Warner (Sr., Canberra, Australia)

.284 avg. (76-for-268); 12 2B; 5 HR; 49 RBI; 51 Runs, 10 SB

3B - Elliott Barzilli (Sr., Los Angeles, Calif.)

.242 avg. (62-for-256); 14 2B; 6 HR; 31 RBI; 42 Runs; 6 SB

SS - Ryan Merrill (Sr., Omaha, Neb.)

.243 avg. (53-for-218); 8 2B; 13B; 6 HR; 43 RBI; 42 Runs; 17 SB

LF - Josh Watson (So., Arlington, Texas)

.239 avg. (55-for-230); 11 2B; 13B; 1 HR; 38 RBI; 35 Runs; 7 SB

CF - Nolan Brown (Sr., Colleyville, Texas)

.277 avg. (67-for-242); 14 2B; 2 3B; 3 HR; 35 RBI; 50 Runs; 26 SB

RF - Austen Wade (Jr., Midland, Texas)

.332 avg. (82-for-247); 17 2B; 5 HR; 40 RBI; 54 Runs; 16 SB

DH - Zach Humphreys (Fr., Midlothian, Texas)

.267 avg. (27-for-101); 3 2B; 2 HR; 19 RBI; 25 Runs; 3 SB

P - Brian Howard (Sr., St. Louis, Mo.)

12-3; 3.77 ERA; 105.0 IP; 35 BB; 113 K; .218 opp. avg.

P - Jared Janczak (So., Temple, Texas)

9-2; 2.31 ERA; 93.1 IP; 24 BB; 102 K; .181 opp. avg.

P - Nick Lodolo (Fr., LaVerne, Calif.)


5-1; 4.35 ERA; 78.2 IP; 28 BB; 72 K; .257 opp. avg.

P - Mitchell Traver (Sr., Sugar Land, Texas)

4-1; 3.89 ERA; 44.0 IP; 22 BB; 53 K; .201 opp. avg.

RP - Durbin Feltman (So., Conroe, Texas)

2-2; 17 Saves; 3.64 ERA; 29.2 IP; 15 BB; 37 K; .215 opp. avg.



YEAR-BY-YEAR RESULTS

1966 21-9-1 (SWC 9-6-0, T-1st)

Frank Windegger

SWC QUAD CHAMPIONS

Feb	24	Univ. of Dallas	W	9-2	
	25	Univ. of Dallas	W	14-1	
	Mar	4	Trinity Univ.	L	5-11
		8	Sam Houston St.	W	7-2
		9	Sam Houston St.	W	1-0
		14	@ Sam Houston St.	W	5-3
		15	@ Rice*	W	5-0
		18	Abilene Christian	W	24-1
		19	Baylor*	L	4-7
22	Arkansas	W	14-7		
Apr	23	@ Texas*	W	6-2	
	26	SMU*	L	1-8	
	30	Kansas State	L	1-3	
	30	Kansas State	W	6-1	
	31	Kansas State	L	6-8	
	1	@ Baylor*	W	9-1	
	2	@ Baylor*	W	7-1	
	5	Loyola	W	12-1	
	6	Loyola	W	16-6	
	8	Texas Tech*	W	4-3	
	9	Texas Tech*	W	5-4	
	15	Rice*	W	8-1	
	16	Rice*	L	0-4	
	18	Texas A&M*	T	3-3	
	22	@ Texas A&M*	W	10-6	
23	@ Texas A&M*	W	5-3		
May	3	Texas*	L	1-2	
	3	Texas*	L	1-2	
	6	@ SMU*	L	7-8	
	7	@ SMU*	W	8-2	
	14	Texas A&M*	W	4-0	

1967 20-9-1 (SWC 10-5, T-1st)

Frank Windegger

SWC CO-CHAMPIONS

		Univ. of Dallas	W	15-7
		Univ. of Dallas	W	28-0
		Sul Ross	W	4-2
		Sul Ross	W	5-3
		Texas Tech	W	3-1
		Texas Tech	W	4-2
Mar	11	@ Texas A&M*	W	6-0
	14	@ SMU*	W	7-5
		Trinity	L	6-7
		Trinity (13)	T	1-1
	18	@ Baylor*	L	3-5
		@ LSU	W	8-0
		@ LSU	L	1-3
		@ Loyola	L	5-6
		@ Loyola	W	5-1
		Missouri	W	3-1
		Missouri	W	17-4
		Missouri	L	2-4
Apr	1	Texas*	L	0-1
	7	SMU*	W	5-0
	8	SMU* (10)	L	0-1
		Rice*	W	6-1
	14	Texas A&M*	W	3-2
	15	Texas A&M*	W	4-2
	21	@ Texas*	L	4-7
	22	@ Texas* (10)	W	5-3
	28	@ Rice* (12)	L	8-9
	29	@ Rice*	W	3-1
May	5	Baylor*	W	12-2
	6	Baylor*	W	9-0

1968 20-9 (SWC 13-5, 2nd)

Frank Windegger

Feb	27	Tarleton State	W	3-1
Mar	27	Tarleton State	W	18-3
	5	@ Texas*	W	10-9
	6	@ Trinity	L	0-3
	7	@ Trinity	L	2-4
	9	Baylor*	W	6-5
	12	@ Rice*	L	5-7
	16	Texas A&M*	L	1-4
	22	@ SMU*	W	5-4
	22	@ SMU*	W	4-0
	25	vs. SMU*	W	9-8
Apr	26	Sam Houston St.	W	6-4
	26	Sam Houston St.	L	3-11
	29	@ Texas A&M*	L	3-16
	30	@ Texas A&M*	L	0-2
	3	St. Thomas	W	15-1
	4	St. Thomas	L	2-4
	5	Rice*	W	9-5
	6	Rice*	W	9-2
	11	Abilene Christian	W	9-0
		Centenary	W	16-2
	Centenary	W	3-1	
May	19	Texas*	W	7-5
	20	Texas*	L	3-4
	26	@ Baylor*	W	8-4
	27	@ Baylor*	W	5-2
	3	Texas Tech*	W	3-0
	3	Texas Tech*	W	7-2
	4	Texas Tech*	W	6-2

1969 22-8 (SWC 9-6, 2nd)

Frank Windegger

Mar	7	UT-Arlington	W	18-2
	8	UT-Arlington	W	11-5
	18	Abilene Christian	W	10-1
	18	Abilene Christian	W	9-5
	21	@ Texas*	L	3-7
	21	@ Texas*	L	6-8
	22	@ Texas*	L	5-7
	28	Texas A&M*	W	7-6
	28	Texas A&M*	L	5-8
	29	Texas A&M*	W	10-2
Apr	31	Sam Houston St.	L	1-8
	31	Sam Houston St.	L	3-5
	1	Sam Houston St.	W	6-5
	4	Baylor*	W	6-1
	4	Baylor*	W	4-3
	5	Baylor*	W	10-4
	18	SMU*	L	0-5
	18	SMU*	W	4-3
	19	SMU*	W	6-5
	21	Arkansas	W	14-13
		Texas Wesleyan	W	12-3
		UT-Pan Am	W	11-6
		Texas Wesleyan	W	5-2
		St. Thomas	W	4-0
May		St. Thomas	W	3-2
		St. Thomas	W	1-0
		St. Thomas	W	4-0
	2	@ Texas Tech*	W	6-4
	2	@ Texas Tech*	L	1-4
	3	@ Texas Tech*	W	10-3

1970 17-15 (SWC 9-8, 4th)

Frank Windegger

Mar	9	Univ. of Dallas	W	10-1	
	11	@ Arizona	W	4-3	
	12	@ Arizona	L	6-7	
	13	@ Arizona	L	6-9	
	14	@ Arizona	L	3-4	
	14	@ Arizona	L	2-5	
	23	Rice*	W	10-1	
	23	Rice*	L	6-8	
	24	Rice*	W	10-6	
	25	@ SMU*	L	0-1	
	25	@ SMU*	W	1-0	
	26	@ SMU*	W	2-0	
	Apr	1	Texas Wesleyan	W	11-4
		1	Texas Wesleyan	W	4-0
4		@ Baylor*	W	9-5	
5		@ Baylor*	L	5-7	
5		@ Baylor*	W	3-1	
7		@ UT-Arlington	L	7-8	
7		@ UT-Arlington	W	3-0	
10		Texas Tech*	W	1-0	
10		Texas Tech*	W	2-1	
11		Texas Tech*	L	4-7	
13		UT-Arlington	W	7-2	
20		UT-Pan Am	L	0-2	
22		Sam Houston St.	L	0-4	
22		Sam Houston St.	W	10-8	
24	Texas*	L	0-2		
24	Texas*	L	0-14		
May		Texas Wesleyan	W	9-0	
	1	Texas A&M*	L	2-3	
	1	Texas A&M*	L	0-3	
	2	Texas A&M*	W	1-0	

1971 22-19 (SWC 9-8, 4th)

Frank Windegger

Mar	4	Dallas Baptist	W	1-0
	4	Dallas Baptist	L	0-4
	5	UT-Arlington	W	6-2
	5	UT-Arlington	W	9-0
	6	UT-Arlington	L	2-3
	6	UT-Arlington	W	9-1
	9	Southwestern	W	21-5
	9	Southwestern	W	10-3
	12	@ UT-Pan Am	L	4-9
	12	@ UT-Pan Am	L	2-5
	13	@ UT-Pan Am	W	9-8
	13	@ UT-Pan Am	L	1-6
	16	Kansas State	W	7-0
	16	Kansas State	W	9-1
	19	@ Rice*	W	6-5
	20	@ Rice*	L	0-1
	20	@ Rice*	W	7-5
	23	SE Oklahoma	L	1-2
	23	SE Oklahoma	L	2-8
	24	Texas Wesleyan	L	5-6
24	Texas Wesleyan	L	2-5	
26	Baylor*	W	5-0	
26	Baylor*	W	6-2	
27	Baylor*	L	6-8	
30	Sam Houston St.	L	1-3	
30	Sam Houston St.	L	2-4	
Apr	1	@ Texas*	L	4-13
	1	@ Texas*	L	0-6
	2	@ Texas*	L	5-11
	12	Creighton	W	5-0
	12	Creighton	W	9-2
13	Texas Wesleyan	W	5-4	

13	Texas Wesleyan	W	8-0
19	SMU*	W	3-2
19	SMU*	W	6-3
23	Texas A&M*	W	5-3
23	Texas A&M*	W	4-3
24	Texas A&M*	W	8-7
30	@ Texas Tech*	L	1-4
30	@ Texas Tech*	L	1-3
May 1	@ Texas Tech*	L	1-6

1972 29-13 (SWC 12-6, T-1st)

Frank Windegger

SWC CO-CHAMPIONS				
Feb	22	UT-Arlington	W	1-0
	22	UT-Arlington	W	4-1
	25	Texas Wesleyan	W	7-1
	25	Texas Wesleyan	L	3-4
	26	Texas Wesleyan	W	8-0
	26	Texas Wesleyan	L	0-2
Mar	3	Iowa State	W	3-0
	3	Iowa State	W	6-1
	4	Iowa State	L	1-3
	4	Iowa State	W	6-1
	7	Univ. of Dallas	W	7-0
	7	Univ. of Dallas	W	5-1
	10	NE Louisiana	L	1-2
	10	NE Louisiana	W	4-1
	11	NE Louisiana	W	9-0
	11	NE Louisiana	W	8-0
	17	@ Texas A&M*	W	6-3
	17	@ Texas A&M*	W	10-4
	18	@ Texas A&M*	L	3-5
	24	Texas Tech*	W	4-3
	24	Texas Tech*	W	3-2
	25	Texas Tech*	W	4-3
	Apr	28	South Dakota St.	W
28		South Dakota St.	W	12-0
31		Rice*	W	3-0
31		Rice*	W	1-0
1		Rice*	W	10-0
4		Creighton	W	3-2
4		Creighton	L	1-4
7		UT-Pan Am	L	1-3
7		UT-Pan Am	W	5-4
8		UT-Pan Am	L	0-1
8		UT-Pan Am	W	2-0
14		@ Baylor*	L	3-4
14		@ Baylor*	L	0-3
15		@ Baylor*	W	5-4
21		Texas*	W	2-1
21		Texas*	L	5-8
22		Texas*	L	1-5
May	1	SMU*	L	3-4
	2	SMU*	W	10-6
	2	SMU*	W	16-1

1973 31-12 (SWC 12-7, 2nd)

Frank Windegger

Feb	24	Trinity	W	5-4
	24	Trinity	L	0-2
Mar	25	Texas Wesleyan	L	2-5
	25	Texas Wesleyan	L	5-8
	27	Univ. of Dallas	W	8-4
	27	Univ. of Dallas	W	19-4
	2	UT-Arlington	L	1-2
	2	UT-Arlington	W	6-1
	3	St. Mary's (Texas)	W	2-0
	3	St. Mary's (Texas)	W	4-1
	6	Texas Wesleyan	W	5-0
	6	Texas Wesleyan	W	3-2
	9	Kearney State	W	1-0
	9	Kearney State	W	13-2
	10	Kearney State	W	11-3
	10	Kearney State	W	5-1
	16	@ Texas*	L	3-4
	16	@ Texas*	L	4-9
	17	@ Texas*	L	0-4
	20	Kent State	W	4-1
	20	Kent State	W	10-1
	22	Houston*	L	3-5
22	Houston*	W	6-0	
24	Houston*	W	12-7	
27	NE Louisiana	W	2-0	
27	NE Louisiana	W	2-0	
31	Baylor*	W	12-2	
31	Baylor*	W	18-2	
Apr	6	Texas A&M*	L	0-1
	7	Texas A&M*	W	3-1
	7	Texas A&M*	W	4-3
	9	UT-Pan Am	W	5-2
	9	UT-Pan Am	W	4-3
	13	@ Rice*	W	5-4
	13	@ Rice*	W	11-1
	20	SMU*	W	3-1
	20	SMU*	W	4-1
	21	SMU*	W	6-2
	23	UT-Arlington	W	3-2
	23	UT-Arlington	L	2-8
27	@ Texas Tech*	W	9-0	
28	@ Texas Tech*	L	4-5	
28	@ Texas Tech*	L	0-4	

1974 31-17 (SWC 14-10, 3rd)

Frank Windegger

Feb	16	@ UT-Arlington	W	5-0
	16	@ UT-Arlington	W	4-3
	19	UT-Arlington	L	0-3
	19	UT-Arlington	W	6-3
	22	Texas Wesleyan	W	7-2
	22	Texas Wesleyan	W	10-3
	23	Texas Wesleyan	L	6-9
	23	Texas Wesleyan	W	16-5
Mar	1	Texas Tech*	W	12-3
	2	Texas Tech*	L	0-8
	2	Texas Tech*	W	4-3
	5	Oklahoma	L	8-12
	5	Oklahoma	L	4-5
	8	@ Houston*	W	10-0
	9	@ Houston*	W	4-2
	9	@ Houston*	L	4-7
	12	Kearney State	W	9-2
	12	Kearney State	W	10-1
	14	Rice*	L	0-4
	15	Rice*	W	1-0
	15	Rice*	W	9-1
	19	Nebraska	W	14-6
19	Nebraska	W	10-3	
22	@ Baylor*	W	15-4	
23	@ Baylor*	L	0-4	
23	@ Baylor*	W	8-6	
26	Kent State	W	2-1	
26	Kent State	W	5-4	
	29	@ Texas A&M*	L	1-4
	30	@ Texas A&M*	L	4-5
	30	@ Texas A&M*	L	8-16
Apr	2	Texas Lutheran	W	4-0
	2	Texas Lutheran	W	8-4
	5	UT-Pan Am	W	8-3
	5	UT-Pan Am	W	7-2
	6	UT-Pan Am	W	10-1
	6	UT-Pan Am	L	10-11
	12	Arkansas*	W	8-2
	13	Arkansas*	W	6-5
	13	Arkansas*	W	6-3
	16	@ Oklahoma	L	3-7
	16	@ Oklahoma	L	11-14
	19	Texas*	L	2-5
	20	Texas*	L	4-10
	20	Texas*	L	2-8
26	@ SMU*	W	7-2	
27	@ SMU*	W	17-2	
27	@ SMU*	W	6-1	

1975 29-17 (SWC 12-12, 3rd)

Frank Windegger

Feb	21	@ Texas Wesleyan	W	11-5	
	21	@ Texas Wesleyan	W	9-7	
	25	@ UT-Arlington	W	4-0	
	25	@ UT-Arlington	W	2-0	
	26	UT-Arlington	W	12-6	
	26	UT-Arlington	W	6-5	
	Mar	28	@ Texas Tech*	W	11-10
		1	@ Texas Tech*	W	5-0
		1	@ Texas Tech*	L	3-4
		4	Texas Lutheran	W	14-4
		4	Texas Lutheran	W	8-0
		7	Houston*	L	5-6
		8	Houston*	W	2-1
		8	Houston*	W	7-3
14		@ Rice*	L	10-11	
14		@ Rice*	W	7-2	
15		@ Rice*	L	2-7	
18		Central Michigan	L	2-1	
18		Central Michigan	W	2-10	
21		Baylor*	W	9-7	
Apr	22	Baylor*	W	5-3	
	22	Baylor*	W	8-7	
	25	Kearney State	W	4-2	
	25	Kearney State	W	2-1	
	31	Texas A&M*	L	3-10	
	1	Texas A&M*	L	1-17	
	1	Texas A&M*	L	1-9	
	4	UT-Pan Am	L	1-38	
	4	UT-Pan Am	W	2-0	
	5	UT-Pan Am	L	1-6	
	5	UT-Pan Am	L	6-8	
	11	@ Arkansas*	W	9-7	
	12	@ Arkansas*	W	12-1	
	12	@ Arkansas*	W	4-2	
14	Dallas Baptist	W	15-5		
14	Dallas Baptist	W	5-0		
15	NE Louisiana	W	12-1		
15	NE Louisiana	L	4-6		
18	@ Texas*	L	5-6		
19	@ Texas*	L	3-18		
19	@ Texas*	L	0-4		
23	Texas Wesleyan	W	2-0		
23	Texas Wesleyan	W	7-0		
25	SMU*	L	8-9		
26	SMU*	L	2-7		
26	SMU*	W	12-2		

YEAR-BY-YEAR RESULTS

1978			18-29-1 (SWC 7-17, 8th)			1980			19-28-2 (SWC 7-14, 7th)			1982			16-25-2 (SWC 4-15-1, 8th)			1984			25-22 (SWC 6-15, 7-7th)			May 3			Texas A&M*			L			5-12								
			Willie Maxwell						Willie Maxwell						Willie Maxwell			Bragg Stockton			Bragg Stockton						4			Texas A&M*			L			0-5					
Feb	25	@ Texas Wesleyan	W	8-5		Feb	19	Hardin-Simmons	W	11-4		Feb	19	St. Edward's	L	0-3		Feb	22	Dallas Baptist	L	3-6		Mar	3	UT-Arlington	L	10-12		Mar	3	Southwestern	W	11-10		Mar	1	@ Oklahoma	L	5-15	
	25	@ Texas Wesleyan	L	2-5			19	Hardin-Simmons	L	2-4			20	St. Edward's	W	6-5			24	Oral Roberts	L	1-2			2	UT-Arlington	L	7-8			2	UT-Arlington	L	7-8			2	UT-Arlington	L	7-8	
	26	@ UT-Arlington	W	13-1			20	@ Texas Wesleyan	L	1-14			20	Texas Wesleyan	L	2-7			25	Trinity	W	5-0			6	Texas Wesleyan	L	4-7			6	Texas Wesleyan	W	4-2			6	Texas Wesleyan	W	4-2	
	26	@ UT-Arlington	L	2-3			20	@ Texas Wesleyan	L	1-2			20	Texas Wesleyan	L	2-8			25	Trinity	W	10-0			10	@ SMU*	W	2-1			10	@ SMU*	W	2-1			10	@ SMU*	W	2-1	
Mar	2	UT-Arlington	L	10-12			22	UT-Arlington	W	10-7			23	UT-Arlington	W	4-3			28	@ Texas Wesleyan	W	11-6			29	@ Texas Wesleyan	W	11-8			29	@ Texas Wesleyan	W	11-8			29	@ Texas Wesleyan	W	11-8	
	2	UT-Arlington	L	7-8			22	UT-Arlington	W	13-4			23	UT-Arlington	L	8-10			28	@ Texas Wesleyan	W	11-6			3	@ UT-Arlington	L	0-7			3	@ UT-Arlington	L	0-7			3	@ UT-Arlington	L	0-7	
	6	Texas Wesleyan	L	4-7			23	Midwestern State	W	6-3			3	Southwestern	W	11-10			29	@ Texas Wesleyan	W	11-8			6	Southwestern	L	9-10			6	Southwestern	L	9-10			6	Southwestern	L	9-10	
	6	Texas Wesleyan	W	4-2			23	Midwestern State	W	7-3			9	Southwestern	W	8-3			28	@ Texas Wesleyan	W	11-6			8	NW Missouri St.	W	5-4			8	NW Missouri St.	W	5-4			8	NW Missouri St.	W	5-4	
	10	@ SMU*	W	2-1			26	Oral Roberts	L	0-6			9	Kearney State	W	9-4			6	Southwestern	L	9-10			6	Southwestern	L	9-10			6	Southwestern	L	9-10			6	Southwestern	L	9-10	
	11	@ SMU*	L	8-11			26	Oral Roberts	L	4-6			9	Kearney State	T	2-2			8	NW Missouri St.	W	5-4			8	NW Missouri St.	W	5-4			8	NW Missouri St.	W	5-4			8	NW Missouri St.	W	5-4	
	11	@ SMU*	W	8-3			29	Houston*	W	5-4			12	@ Arkansas*	L	1-3			8	NW Missouri St.	W	3-1			8	NW Missouri St.	W	3-1			8	NW Missouri St.	W	3-1			8	NW Missouri St.	W	3-1	
	13	Central Michigan	L	7-17			2	Houston*	W	1-0			12	@ Arkansas*	L	1-2			10	Kansas State	W	11-3			10	Kansas State	W	11-3			10	Kansas State	W	11-3			10	Kansas State	W	11-3	
	13	Central Michigan	W	11-5			2	Houston*	T	11-11			13	@ Arkansas*	L	4-8			10	Kansas State	W	7-1			10	Kansas State	W	7-1			10	Kansas State	W	7-1			10	Kansas State	W	7-1	
	17	Texas Tech*	L	11-12			4	Austin College (5)	W	22-2			15	@ Oral Roberts	L	3-9			12	Oklahoma City	W	8-2			12	Oklahoma City	W	8-2			12	Oklahoma City	W	8-2			12	Oklahoma City	W	8-2	
	18	Texas Tech*	L	6-8			4	Austin College (5)	W	16-2			16	@ Oral Roberts	L	1-3			12	Oklahoma City	W	12-7			12	Oklahoma City	W	12-7			12	Oklahoma City	W	12-7			12	Oklahoma City	W	12-7	
	18	Texas Tech*	W	3-0			7	@ Texas A&M*	W	15-8			17	North Texas	W	3-2			17	Texas Tech*	W	10-9			17	Texas Tech*	W	10-9			17	Texas Tech*	W	10-9			17	Texas Tech*	W	10-9	
	21	Kent State	W	7-2			8	@ Texas A&M*	L	0-2			19	Texas Tech*	L	2-13			17	Texas Tech*	W	3-2			17	Texas Tech*	W	3-2			17	Texas Tech*	W	3-2			17	Texas Tech*	W	3-2	
	21	Kent State	L	1-4			8	@ Texas A&M*	L	5-6			20	Texas Tech*	W	7-6			18	Texas Tech*	W	6-3			18	Texas Tech*	W	6-3			18	Texas Tech*	W	6-3			18	Texas Tech*	W	6-3	
	22	Sam Houston St.	L	7-10			11	Dallas Baptist	W	6-3			20	Texas Tech*	L	7-10			21	@ Oklahoma City	W	10-1			21	@ Oklahoma City	W	10-1			21	@ Oklahoma City	W	10-1			21	@ Oklahoma City	W	10-1	
	22	Sam Houston St.	W	8-7			11	Dallas Baptist	L	5-6			23	North Dakota St.	W	6-0			24	@ Texas A&M*	L	4-5			24	@ Texas A&M*	L	4-5			24	@ Texas A&M*	L	4-5			24	@ Texas A&M*	L	4-5	
	27	@ Arkansas*	L	3-6			12	Emporia State	L	4-5			23	North Dakota St.	W	5-1			24	@ Texas A&M*	L	5-6			24	@ Texas A&M*	L	5-6			24	@ Texas A&M*	L	5-6			24	@ Texas A&M*	L	5-6	
	27	@ Arkansas*	L	3-4			12	Emporia State	L	10-16			26	@ Texas A&M*	T	7-7			25	@ Texas A&M*	L	1-10			25	@ Texas A&M*	L	1-10			25	@ Texas A&M*	L	1-10			25	@ Texas A&M*	L	1-10	
	28	@ Arkansas*	L	2-7			14	Lubbock Christian	W	3-2			28	@ Texas A&M*	W	8-6			27	Texas Wesleyan	W	5-4			27	Texas Wesleyan	W	5-4			27	Texas Wesleyan	W	5-4			27	Texas Wesleyan	W	5-4	
	31	Houston*	W	9-6			15	Lubbock Christian	W	7-6			28	@ Texas A&M*	L	5-13			30	Baylor*	L	3-9			30	Baylor*	L	3-9			30	Baylor*	L	3-9			30	Baylor*	L	3-9	
Apr	1	Houston*	L	2-10			15	Lubbock Christian	L	3-4			30	Elmhurst College	W	2-1			31	Baylor*	L	7-9			31	Baylor*	L	7-9			31	Baylor*	L	7-9			31	Baylor*	L	7-9	
	1	Houston*	L	2-17			18	Texas Wesleyan	L	1-7			30	Elmhurst College	W	2-1			31	Baylor*	L	1-2			31	Baylor*	L	1-2			31	Baylor*	L	1-2			31	Baylor*	L	1-2	
	4	@ Oklahoma	L	2-10			18	Texas Wesleyan	L	2-5			13	@ Texas Wesleyan	L	5-7			14	@ Rice*	L	4-12			14	@ Rice*	L	4-12			14	@ Rice*	L	4-12			14	@ Rice*	L	4-12	
	4	@ Oklahoma	L	3-6			21	@ Rice*	L	8-9			16	@ Rice*	L	2-4			15	@ Rice*	L	1-6			15	@ Rice*	L	1-6			15	@ Rice*	L	1-6			15	@ Rice*	L	1-6	
	7	@ Texas A&M*	L	3-4			22	@ Rice*	L	0-1			17	@ Rice*	L	2-5			15	@ Rice*	L	2-8			17	UT-Arlington	W	8-6			17	UT-Arlington	W	8-6			17	UT-Arlington	W	8-6	
	8	@ Texas A&M*	L	1-3			22	@ Rice*	L	8-11			17	@ Rice*	L	3-12			20	Houston*	W	9-4			20	Houston*	W	9-4			20	Houston*	W	9-4			20	Houston*	W	9-4	
	8	@ Texas A&M*	L	3-14			@ UT-Arlington	W	9-6				20	Southwest Texas St.	W	9-0			21	Houston*	L	3-16			21	Houston*	L	3-16			21	Houston*	L	3-16			21	Houston*	L	3-16	
	11	Univ. of Dallas	W	2-1			@ UT-Arlington	W	5-3				9	Texas*	L	4-6			10	UT-Pan Am	W	3-2			10	UT-Pan Am	W	3-2			10	UT-Pan Am	W	3-2			10	UT-Pan Am	W	3-2	
	11	Univ. of Dallas	W	14-1			30	Baylor*	L	7-8			11	Texas*	L	1-9			11	UT-Pan Am	L	4-6			11	UT-Pan Am	L	4-6			11	UT-Pan Am	L	4-6			11	UT-Pan Am	L	4-6	
	14	Texas*	L	7-9			31	Baylor*	W	2-0			13	@ Texas Wesleyan	L	5-7			11	UT-Pan Am	W	6-5			11	UT-Pan Am	W	6-5			11	UT-Pan Am	W	6-5			11	UT-Pan Am	W	6-5	
	15	Texas*	L	2-8			31	Baylor*	L	5-8			13	@ Texas Wesleyan	W	10-4			14	@ Rice*	L	4-12			14	@ Rice*	L	4-12			14	@ Rice*	L	4-12			14	@ Rice*	L	4-12	
	15	Texas*	W	8-2			Apr	4	@ Oral Roberts	L	3-12			16	@ Rice*	L	2-4			14	@ Rice*	L	1-6			14	@ Rice*	L	1-6			14	@ Rice*	L	1-6			14	@ Rice*	L	1-6
	18	@ Sam Houston St.	L	0-2			5	@ Oral Roberts	L	1-2				17	@ Rice*	L	2-5			15	@ Rice*	L	2-8			15	@ Rice*	L	2-8			15	@ Rice*	L	2-8			15	@ Rice*	L	2-8
	18	@ Sam Houston St.	W	4-2			5	@ Oral Roberts	L	3-4				17	@ Rice*	L	3-12			17	UT-Arlington	W	8-6			17	UT-Arlington	W	8-6			17	UT-Arlington	W	8-6			17	UT-Arlington	W	8-6
	19	@ Sam Houston St.	L	4-12			11	@ SMU*	W	12-10				20	Southwest Texas St.	W	9-0			20	Houston*	W	9-4			20	Houston*	W	9-4			20	Houston*	W	9-4			20	Houston*	W	9-4
	21	@ Rice*	W	8-1			18	Texas Tech*	L	2-5				20	Southwest Texas St.	L	1-2			21	Houston*	L	3-16			21	Houston*	L	3-16												

YEAR-BY-YEAR RESULTS

	28	Rice*	W	8-1
	31	@ Oklahoma State	L	7-10
Apr	1	@ Oklahoma State	L	4-11
	3	@ Houston*	L	6-10
	4	@ Houston*	L	0-7
	4	@ Houston*	L	6-7
	7	UT-Pan Am	W	10-5
	7	UT-Pan Am	L	5-9
	8	UT-Pan Am	W	8-4
	8	UT-Pan Am	W	4-1
	10	Arkansas*	L	7-9
	11	Arkansas*	W	7-6
	11	Arkansas*	L	7-13
	14	@ UT-Arlington	L	8-12
	15	UT-Arlington	L	15-17
	17	@ Texas Tech*	W	8-2
	18	@ Texas Tech*	L	3-4
	18	@ Texas Tech*	L	6-7
	21	@ Oklahoma	W	14-7
	22	@ Oklahoma	L	5-6
	24	Texas A&M*	L	2-9
	25	Texas A&M*	L	5-7
	25	Texas A&M*	W	7-6
May	1	Baylor*	L	2-6
	1	Baylor*	L	4-7
	2	Baylor*	L	7-8

1988 27-32 (SWC 8-13, 5th) Lance Brown

Feb	13	@ Lamar	W	3-2
	13	@ Lamar	L	1-7
	14	@ Lamar	W	3-1
	15	@ Sam Houston St.	L	1-4
	15	@ Sam Houston St.	W	10-7
	19	@ Tarleton State	W	5-0
	19	@ Tarleton State	W	13-2
	20	Texas Wesleyan	W	4-3
	20	Texas Wesleyan	L	4-9
	21	St. Edward's	W	17-2
	21	St. Edward's	L	5-8
	23	@ North Texas	W	18-0
	23	@ UNLV	L	5-9
	26	vs. Georgia Tech	L	4-8
	26	vs. Oklahoma	L	2-7
	27	@ UNLV (11)	L	5-6
	28	vs. Georgia Tech	W	6-4
Mar	5	Southwest Texas St.	W	9-8
	6	Southwest Texas St.	W	9-8
	6	Southwest Texas St.	W	7-5
	8	Dallas Baptist	L	2-3
	9	UT-Arlington	L	1-3
	11	@ Oral Roberts	L	4-5
	12	@ Oral Roberts	L	3-8
	12	@ Oral Roberts	W	7-0
	18	New Mexico	W	15-2
	19	New Mexico	L	2-4
	19	New Mexico	L	5-11
	20	New Mexico	L	8-9
	23	@ Hardin-Simmons	L	3-9
	23	@ Hardin-Simmons	L	7-8
	25	Texas*	L	2-3
	26	Texas*	L	3-10
	26	Texas* (10)	L	10-11
Apr	2	@ UT-Arlington	L	6-19
	3	@ Rice*	L	1-4
	2	@ Rice*	W	5-3
	3	@ Rice*	L	4-5
	5	North Texas	W	11-5
	8	Houston*	W	4-2
	9	Houston*	W	2-1
	9	Houston*	W	16-9
	12	Tarleton State	W	12-3
	12	Tarleton State	W	5-1
	15	@ Arkansas*	L	2-3
	16	@ Arkansas*	W	3-1
	16	@ Arkansas*	L	2-3
	20	@ Dallas Baptist (11)	W	5-4
	22	Texas Tech*	W	6-1
	23	Texas Tech*	W	11-4
	23	Texas Tech*	L	2-6
	26	North Texas	L	3-13
	27	UT-Arlington	W	9-3
	29	@ Texas A&M*	L	7-10
	30	@ Texas A&M*	L	2-4
	30	@ Texas A&M*	L	1-9
May	6	Baylor*	W	6-5
	6	Baylor*	L	4-5
	7	Baylor*	L	2-4

1989 37-22 (SWC 7-14, T-6th) Lance Brown

Feb	9	@ Tulane	W	3-2
	9	@ Tulane	W	4-3
	10	@ New Orleans	W	1-0
	11	@ LSU	L	2-8
	12	@ LSU	L	5-10
	13	@ SW Louisiana	W	10-9
	20	@ Hardin-Simmons	W	5-4
	20	@ Hardin-Simmons	W	12-0
	24	Southwest Louisiana	W	3-2
	24	Southwest Louisiana	L	2-3
	25	Southwest Louisiana	W	9-6

Mar	1	Texas Wesleyan	W	9-3
	3	@ Wichita State	L	2-16
	8	Oklahoma State	L	2-16
	10	Sam Houston State	W	7-5
	10	Sam Houston State	L	3-4
	11	Sam Houston State	W	16-11
	13	Lamar	W	16-6
	15	Lamar	W	16-2
	15	Lamar	W	12-2
	16	Emporia State	L	6-10
	16	Emporia State	W	14-1
	18	Northwestern	W	10-1
	19	Northwestern	L	4-5
	22	Wis.-Eau Claire	W	14-2
	22	Wis.-Eau Claire	W	18-0
	24	Rice*	W	6-1
	25	Rice*	L	0-1
	25	Rice* (11)	W	2-1
	27	Nebraska	W	6-5
	27	Nebraska	W	17-1
	31	@ Houston*	L	7-8
Apr	1	@ Houston*	L	4-5
	1	@ Houston*	L	3-9
	5	Centenary	W	7-6
	5	Centenary	W	10-1
	7	Arkansas*	L	4-5
	8	Arkansas*	L	6-8
	8	Arkansas*	L	3-11
	11	UT-Arlington	W	11-10
	14	@ Texas Tech*	L	4-6
	15	@ Texas Tech*	L	3-5
	15	@ Texas Tech*	L	5-16
	18	@ UT-Arlington	W	12-8
	21	Texas A&M*	W	4-2
	22	Texas A&M*	L	3-14
	22	Texas A&M*	L	5-10
	25	Dallas Baptist	W	4-3
	25	Dallas Baptist	W	5-4
	26	North Texas	W	9-2
	26	North Texas	W	6-1
	28	@ Baylor*	W	13-6
	29	@ Baylor*	W	7-6
	29	@ Baylor*	W	7-6
May	2	Northwood	W	5-4
	2	Northwood	W	2-10
	5	@ Texas*	W	5-1
	6	@ Texas*	L	2-10
	6	@ Texas*	L	1-10

1990 27-32 (SWC 4-17, 8th) Lance Brown

Feb	3	Stephen F. Austin	W	14-13
	4	Stephen F. Austin	W	22-2
	4	Stephen F. Austin	L	2-6
	9	@ New Orleans	L	0-5
	9	@ New Orleans	L	6-10
	10	@ SW Louisiana	L	0-10
	10	@ SW Louisiana	L	2-7
	11	@ SW Louisiana	L	5-11
	12	Nicholls State (11)	L	3-4
	17	Kansas	W	5-4
	18	Kansas	W	4-3
	20	Dallas Baptist	W	11-6
	23	College of the SW	W	9-6
	24	College of the SW	W	11-0
	24	College of the SW	W	11-2
	25	College of the SW	L	12-17
Mar	1	UT-Arlington	W	15-7
	3	Hardin-Simmons	W	8-7
	4	Hardin-Simmons	W	4-3
	4	Hardin-Simmons	W	9-3
	7	Union College	W	8-1
	9	Northwood Inst. (12)	L	10-11
	12	SE Oklahoma	W	11-5
	13	SE Oklahoma	W	3-0
	16	vs. Oklahoma St.#	W	6-4
	17	vs. Sam Houston St.#	L	9-10
	17	vs. Illinois State#	L	8-11
	20	St. Francis	W	10-7
	21	Tarleton State	W	7-4
	21	Tarleton State	W	17-7
	23	@ Rice*	L	1-2
	24	@ Rice*	L	4-5
	24	@ Rice*	W	7-3
	31	Houston*	L	5-7
	31	Houston*	L	3-14
Apr	1	Houston*	L	3-8
	3	Texas Southern	W	4-3
	3	Texas Southern	W	15-2
	6	@ Arkansas*	L	3-10
	7	@ Arkansas*	L	3-4
	7	@ Arkansas*	L	3-7
	8	@ SW Missouri St.	L	2-26
	9	@ SW Missouri St.	L	4-9
	13	Texas Tech*	L	0-5
	14	Texas Tech*	W	6-5
	14	Texas Tech*	L	3-6
	17	@ Stephen F. Austin	L	2-5
	17	@ Stephen F. Austin	W	5-4
	20	@ Texas A&M*	L	9-10
	21	@ Texas A&M*	W	3-1

	21	@ Texas A&M*	L	2-13
	24	@ Dallas Baptist	W	8-7
	28	Baylor*	L	2-4
	28	Baylor*	L	4-5
	29	Baylor*	L	4-8
May	1	@ UT-Arlington	L	13-4
	3	Texas*	W	10-7
	3	Texas*	L	6-13
	4	Texas*	L	11-15

- Shreveport Tournament

1991 34-25 (SWC 10-11, t-4th) Lance Brown

Feb	2	Northwood Inst.	L	2-5
	2	Northwood Inst.	L	0-3
	8	@ Hardin-Simmons	W	14-5
	9	@ Hardin-Simmons	W	12-4
	9	@ Hardin-Simmons	W	12-4
	13	@ Tarleton State	W	7-4
	16	@ Louisiana Tech	L	3-6
	16	@ Louisiana Tech	L	9-10
	17	@ Louisiana Tech	W	9-4
	21	Texas Wesleyan	W	7-1
	21	Texas Wesleyan	L	4-5
	22	College of the SW	W	3-2
	22	College of the SW	L	4-5
	24	College of the SW	W	5-4
	24	College of the SW	W	11-3
Mar	1	NE Louisiana	W	10-9
	2	NE Louisiana	W	10-1
	2	NE Louisiana	W	8-1
	5	@ Dallas Baptist	W	15-13
	6	Tarleton State	W	11-6
	8	New Mexico State	W	5-3
	9	New Mexico State	W	8-7
	9	New Mexico State	W	9-1
	10	New Mexico State	W	3-2
	13	Emporia State	W	11-10
	15	@ Long Beach State	L	0-12
	16	@ Long Beach State	L	8-17
	17	@ Long Beach State	L	0-12
	19	St. Francis	W	11-5
	22	@ Texas*	L	1-5
	23	@ Texas*	L	4-5
	23	@ Texas*	L	0-8
	27	Oklahoma	L	2-5
	29	Rice*	W	9-8
	30	Rice*	W	5-0
	30	Rice*	L	2-3
Apr	2	UT-Arlington	L	3-4
	7	Houston*	W	8-4
	7	Houston*	W	5-0
	8	Houston*	W	11-2
	9	@ UT-Arlington	W	8-5
	12	Arkansas*	W	4-1
	13	Arkansas*	L	2-12
	14	Arkansas*	L	6-12
	16	Dallas Baptist	W	2-1
	19	@ Texas Tech*	W	9-5
	20	@ Texas Tech*	W	2-1
	20	@ Texas Tech*	L	1-6
	26	Texas A&M*	L	2-9
	27	Texas A&M*	L	3-4
	27	Texas A&M*	L	2-5
	30	@ Oklahoma	L	5-9
May	4	@ Baylor*	W	4-0
	5	@ Baylor*	W	4-2
	16	vs. Texas#	L	5-13
	17	vs. Baylor#	W	3-0
	17	@ Texas A&M#	W	4-2
	18	vs. Texas#	L	6-8

- SWC Tournament, College Station

1992 25-30 (SWC 14-22, 6th) Lance Brown

Feb	1	@ UT-Arlington	L	3-4
	7	Dallas Baptist	W	9-6
	8	Louisiana Tech	W	1-0
	8	Louisiana Tech	L	4-8
	9	Louisiana Tech	L	4-6
	11	Tarleton State	W	8-7
	14	@ Texas Tech*	L	2-3
	15	@ Texas Tech*	W	5-1
	15	@ Texas Tech*	W	9-2
	19	@ Stephen F. Austin	W	16-15
	21	Rice*	L	9-14
	23	Rice*	W	2-1
	23	Rice*	W	7-4
	28	@ Houston* (12)	W	10-7
	29	@ Houston*	L	1-4
	29	@ Houston*	W	5-3
Mar	2	Stephen F. Austin	W	9-8
	3	UT-Arlington	L	5-10
	6	Texas*	L	5-20
	7	Texas*	L	4-8
	7	Texas*	L	1-9
	13	@ Baylor*	L	1-2
	14	@ Baylor*	L	5-6
	14	@ Baylor*	L	3-8
	17	@ N. Mexico St. (10)	W	8-7
	18	@ New Mexico St.	W	12-9
	20	Colorado State	L	0-5

	21	Colorado State	L	1-5
	21	Colorado State	W	4-1
	23	Tarleton State	W	12-3
	27	Texas A&M*	W	4-3
	28	Texas A&M*	L	3-6
	28	Texas A&M*	L	1-4
Apr	3	@ Texas*	L	1-4
	4	@ Texas*	L	0-9
	4	@ Texas*	L	2-3
	7	Oklahoma	W	8-5
	10	Texas Tech*	W	2-1
	11	Texas Tech*	W	3-1
	11	Texas Tech*	W	5-4
	14	UT-Arlington	L	2-15
	15	@ Dallas Baptist	W	14-8
	18	@ Rice* (8)	L	1-2
	18	@ Rice* (10)	W	4-2
	19	@ Rice*	W	13-2
	21	@ UT-Arlington	L	3-4
	24	Baylor*	L	4-6
	24	Baylor*	L	2-7
May	1	Houston*	L	10-

YEAR-BY-YEAR RESULTS

25	UT-Arlington	W	8-2
29	@ Oral Roberts	L	6-7
30	@ Oral Roberts	W	7-6
30	@ Oral Roberts	W	5-3
May 2	@ Oklahoma	L	1-4
3	@ Oklahoma	L	4-11
12	Texas A&M*	W	6-3
13	vs. Texas A&M*!	L	15-20
14	vs. Texas A&M*!	L	9-10

- at Lubbock, Texas

\$ - SWC First Pitch Tournament - Houston

! - Played at The Ballpark in Arlington

1996 34-33 (SWC 11-13, 1-4th) Lance Brown

Jan 21	@ Hawai'i-Pacific	W	20-2
22	vs. Washington St. ^	L	5-17
23	vs. Washington St. ^	L	0-3
23	@ Hawai'i-Hilo	W	7-3
26	@ Hawai'i-Hilo	L	4-5
26	@ Hawai'i-Hilo	L	2-4
27	@ Hawai'i-Hilo	W	9-0
27	@ Hawai'i-Hilo	W	10-8
Feb 7	@ Dallas Baptist	W	14-9
9	Oral Roberts	W	13-2
10	Oral Roberts	L	2-3
10	Oral Roberts	W	10-9
13	Tarleton State	W	23-3
17	Louisiana Tech	L	1-7
18	Louisiana Tech	L	5-11
20	Oklahoma	W	10-9
23	@ UT-Pan Am	W	7-2
23	@ UT-Pan Am (8)	W	8-7
24	@ UT-Pan Am	L	8-9
24	vs. Purdue	L	5-9
Mar 1	@ Southern Miss	L	2-4
2	@ Southern Miss	L	1-12
3	@ Southern Miss	L	7-9
6	Maine	W	21-1
7	Maine	W	16-4
9	Oklahoma State	W	8-13
10	Oklahoma State	W	10-5
12	@ Sam Houston St.	W	10-0
12	@ Sam Houston St.	W	11-3
15	vs. Texas A&M*	L	2-3
16	vs. Texas Tech%	L	2-8
16	vs. Rice%	W	12-7
17	vs. Baylor%	W	9-8
19	Dallas Baptist	W	10-8
22	Rice* (10)	W	9-8
23	Rice*	W	9-8
26	@ UT-Arlington	W	7-3
26	@ UT-Arlington	L	2-5
30	@ Oral Roberts	L	3-5
30	@ Oral Roberts	L	4-10
31	@ Oral Roberts	L	14-16
Apr 6	Baylor*	W	3-2
6	Baylor*	W	6-1
7	Baylor*	L	7-17
12	@ Texas A&M*	L	3-13
13	@ Texas A&M*	L	7-16
13	@ Texas A&M*	L	7-8
19	@ Houston*	L	2-9
20	@ Houston*	L	2-5
20	@ Houston*	L	9-10
21	@ Houston*	W	14-4
23	Tarleton State	W	16-1
26	@ Oklahoma	W	9-5
27	@ Oklahoma	W	21-9
28	vs. Oklahoma! (14)	L	6-7
30	UT-Arlington	W	13-1
May 3	Texas*	L	6-9
4	Texas*	W	11-6
4	Texas*	L	13-20
5	Texas*	W	4-1
11	@ Texas Tech*	W	7-4
11	@ Texas Tech* (11)	L	6-9
12	@ Texas Tech*	L	7-23
15	vs. Baylor#	W	12-5
16	vs. Texas#	L	5-7
17	vs. Texas Tech#	L	6-10

^ - Played in Hilo, Hawaii

& - Played in Edinburg, Texas

! - SWC First Pitch Tournament, Houston

% - Played at The Ballpark in Arlington

- SWC Tournament - Lubbock, Texas

1997 26-27 (WAC 15-15, 2nd) Lance Brown

Feb 1	Oral Roberts	L	3-21
2	Oral Roberts	L	12-20
7	UT-Arlington	W	24-2
8	Sam Houston State	L	1-2
8	Sam Houston State	W	6-1
11	@ Texas Tech	W	10-1
15	@ Louisiana Tech	L	3-4
16	@ Louisiana Tech	W	15-11
18	Texas Wesleyan	W	9-2
21	Texas	L	1-3
22	Texas	L	4-7

23	Texas	L	0-5
24	Washington State	W	9-8
28	Rice*	L	6-11
Mar 1	Rice*	L	4-5
2	Rice*	L	9-14
7	New Mexico*	W	10-3
8	New Mexico*	W	8-5
9	New Mexico*	W	5-1
11	Oklahoma (11)	L	5-6
14	Grand Canyon*	W	13-4
15	Grand Canyon*	W	8-5
16	Grand Canyon*	W	10-3
17	Cornell	W	17-1
21	@ Air Force*	W	9-3
22	@ Air Force*	W	10-3
22	@ Air Force*	L	8-14
23	@ Air Force*	W	5-4
27	Fresno State*	L	12-19
28	Fresno State*	L	5-10
29	Fresno State*	W	11-7
Apr 1	Texas Tech*	L	3-9
2	Texas Tech*	L	5-10
4	@ San Jose State*	L	7-8
5	@ San Jose State*	L	3-5
6	@ San Jose State*	L	9-14
8	Texas%	L	6-7
10	Oral Roberts	W	10-5
12	@ Rice*	L	7-11
13	@ Rice* (9)	L	4-6
15	UT-Arlington	W	6-1
18	@ UNLV*	L	5-19
19	@ UNLV*	W	13-7
20	@ UNLV*	L	13-14
22	@ UT-Arlington	W	6-2
26	@ New Mexico* (10)	W	15-14
27	@ New Mexico*	L	2-12
27	@ New Mexico*	W	13-5
29	@ Oklahoma	L	8-11
May 2	UNLV*	W	22-7
3	UNLV*	W	10-8
4	UNLV*	L	3-5
9	@ UT-Arlington	W	9-6

% - Played at The Ballpark in Arlington

1998 33-23 (WAC 18-11, 2nd) Lance Brown

Feb 1	@ UT-Arlington	L	6-9
2	UT-Arlington	W	22-0
6	vs. Oklahoma St.#	L	3-9
7	vs. Indiana#	W	8-4
10	Texas Tech	L	2-9
11	Texas Tech	W	12-10
15	@ SW Texas St.	W	7-6
15	@ SW Texas St.	L	3-6
20	Illinois	W	9-4
21	Illinois	W	5-3
22	Illinois	W	6-4
23	Dallas Baptist	W	20-13
26	vs. UT-Arlington	L	4-8
27	Oral Roberts	W	13-12
28	Oral Roberts	W	27-5
Mar 1	Oral Roberts	L	5-6
3	@ Texas	W	11-2
6	New Mexico*	W	9-4
7	New Mexico*	L	2-9
10	@ Texas Tech	L	4-16
11	@ Texas Tech (11)	W	8-7
13	Utah*	W	5-3
14	Utah*	W	8-0
14	Utah*	W	11-8
15	Utah*	W	5-3
17	Oklahoma	L	6-7
19	@ BYU*	L	10-11
20	@ BYU*	W	22-5
21	@ BYU*	W	11-7
24	@ UT-Arlington	L	3-7
27	UNLV*	W	10-7
28	UNLV*	W	5-1
29	UNLV*	L	2-9
31	@ Oklahoma	L	7-8
Apr 3	@ Rice*	L	2-19
4	@ Rice*	W	10-7
5	@ Rice*	L	6-9
10	@ Hawai'i*	W	8-3
11	@ Hawai'i*	L	6-7
12	@ Hawai'i*	W	9-4
17	San Diego State*	W	20-5
18	San Diego State*	W	17-7
19	San Diego State*	L	5-14
22	UT-Arlington	W	7-5
24	@ New Mexico*	L	11-14
25	@ New Mexico*	W	4-3
25	@ New Mexico*	W	11-6
28	vs. Texas!	W	8-7
May 1	@ UNLV*	W	15-12
2	@ UNLV*	L	8-11
3	@ UNLV*	W	10-9
8	Rice*	L	4-10
10	Rice*	L	1-7
10	Rice*	W	11-4

13	vs. San Diego St.%	L	12-14
14	vs. Rice%	L	5-10

- Just For Feet Showdown in the Desert

! - Played at The Ballpark in Arlington

% - WAC Tournament - San Diego, Calif.

1999 33-26 (WAC 19-10, 2nd) Lance Brown

Feb 5	vs. UT-Arlington#	W	17-3
5	vs. Oral Roberts#	L	3-11
6	vs. Sam Houston St.#	L	5-10
7	vs. Centenary# (10)	W	11-7
9	@ Texas Tech	L	3-8
13	Southwest Texas St.	L	2-4
13	Southwest Texas St.	W	7-2
14	Southwest Texas St.	W	12-6
16	@ UT-Arlington	W	15-12
20	Lamar	W	7-3
21	Lamar	L	1-3
21	Lamar (11)	L	5-6
23	Oklahoma	L	12-14
26	Hawai'i*	W	6-5
27	Hawai'i*	W	10-0
28	Hawai'i*	W	8-7
Mar 2	@ Oklahoma	L	3-6
5	@ Fresno State*	L	1-7
6	@ Fresno State*	W	7-6
7	@ Fresno State*	W	14-8
9	@ Texas Tech*	L	5-6
14	Oral Roberts	L	10-20
16	@ Texas	L	14-15
17	Oklahoma State	W	5-4
19	@ New Mexico*	W	1-0
20	@ New Mexico*	W	4-3
21	@ New Mexico*	L	16-17
23	UT-Arlington	W	23-5
25	San Diego State*	W	8-2
26	San Diego State*	W	6-1
27	San Diego State*	W	8-7
Apr 2	@ BYU*	W	16-7
3	@ BYU*	W	9-6
6	Texas Tech	L	2-3
7	@ UT-Arlington (11)	W	10-8
9	Utah*	W	10-6
10	Utah*	W	17-1
11	Utah* (10)	L	6-7
13	@ Oklahoma State	L	9-21
16	Air Force*	W	14-11
17	Air Force*	W	13-1
18	Air Force*	W	18-3
20	Texas%	L	0-3
23	@ UNLV*	L	6-9
24	@ UNLV*	L	2-6
25	@ UNLV*	L	6-12
30	@ Rice*	L	1-6
May 1	@ Rice* (12)	L	7-8
1	@ Rice*	W	4-2
5	UT-Arlington	W	11-3
7	San Jose State	W	14-1
8	San Jose State	L	6-9
9	San Jose State	L	6-12
19	vs. Hawai'i\$	W	9-5
20	vs. San Jose State\$	L	6-9
21	vs. Hawai'i\$	W	12-10
21	vs. San Jose State\$	W	10-6
22	vs. Rice\$	L	3-18

- The Gateway Classic - Laredo, TX

% - Played at The Ballpark in Arlington

\$ - WAC Tournament - Fresno, Calif.

2000 22-34 (WAC 12-18, 5th) Lance Brown

Feb 1	Dallas Baptist	L	4-7
5	Southwest Texas St.	W	6-3
5	SW Texas St. (14)	L	6-9
6	Southwest Texas St.	L	5-15
8	@ UT-Arlington (11)	L	2-3
10	UT-Arlington	W	13-9
11	vs. Iowa State%	W	9-0
11	@ UT-Arlington	L	4-12
12	Iowa State	L	5-8
15	Texas Tech	W	14-4
18	Baylor	L	3-8
19	@ Baylor	L	3-4
20	@ Baylor	L	2-11
22	Oklahoma	L	13-16
26	@ Lamar	L	6-10
27	@ Lamar (8)	W	3-2
27	@ Lamar	L	5-9
29	@ Dallas Baptist	L	6-9
Mar 3	San Jose State*	W	13-5
4	San Jose State*	W	6-4
5	San Jose State*	L	3-5
7	@ Texas	L	15-17
10	@ Hawai'i*	L	2-6
11	@ Hawai'i*	L	2-3
12	@ Hawai'i*	L	6-14
16	@ Hawai'i-Hilo*	W	6-3
17	@ Hawai'i-Hilo* (10)	L	2-3
18	@ Hawai'i-Hilo*	L	6-10
24	Texas Wesleyan	W	5-4

24	Texas Wesleyan	W	7-2
25	Texas Wesleyan	W	4-3
26	Tarleton State (10)	L	5-8
28	@ Texas Tech	W	7-5
31	@ Rice*	W	3-0
Apr 1	@ Rice*	L	3-12
4	@ Oklahoma	L	2-5
7	Fresno State*	L	7-9
8	Fresno State*	L	3-8
9	Fresno State*	W	10-1
13	Hawai'i-Hilo*	W	11-5
14	Hawai'i-Hilo*	W	2-1
15	Hawai'i-Hilo*	W	9-7
20	@ San Jose State*	L	6-11
21	@ San Jose State*	W	7-5
22	@ San Jose State*	L	0-5
27	Hawai'i*	W	4-1
28	Hawai'i*	W	7-1
29	Hawai'i*	L	6-7
May 4	@ Fresno State*	L	6-9
5	@ Fresno State*	L	6-7
6	@ Fresno State*	L	5-6
14	vs. SVW Texas St.\$	W	8-3
19	Rice*	L	1-11
20	Rice*	L	0-3
20	Rice*	L	3-8
21	Rice*	W	3-2

% - Played in Arlington, Texas

\$ - Played at Dell Diamond - Round Rock

2001 32-28 (WAC 21-15, 3rd) Lance Brown

Jan	30	Prairie View A&M	W	17-0	
	30	Prairie View A&M	W	17-2	
	Feb	2	vs. Texas Tech#	L	4-5
		3	vs. Baylor#	L	4-12
		4	vs. Texas#	W	2-1
		7	Missouri Southern	L	6-9
	9	vs. Kansas\$	L	3-7	
	10	vs. Charlotte\$	W	10-1	
	11	vs. SW Texas St. \$	L	4-16	
	18	Hawai'i-Hilo*	W	14-2	
18	Hawai'i-Hilo*	W	6-1		
Mar	19	Hawai'i-Hilo*	W	12-0	
	20	Oklahoma	W	6-1	
	23	@ San Jose State*	W	5-3	
	25	@ San Jose State*	L	2-8	
	4	UT-Pan American	W	9-5	
	4	UT-Pan American	W	21-2	
	6	@ Texas	W	7-2	
	7	@ SW Texas St.	L	4-9	
	9	Nevada*	W	8-5	
	10	Nevada*	L	3-5	
Apr	13	@ UT-Arlington	L	3-7	
	15	Iowa State	W	29-0	
	17	@ Hawai'i*	W	8-1	
	18	@ Hawai'i*	W	13-0	
	19	@ Hawai'i*	W	11-0	
	22	@ Hawai'i-Hilo*	W	7-0	
	23	@ Hawai'i-Hilo*	W	9-1	
	24	@ Hawai'i-Hilo*	W	3-0	
	30	Rice*	L	3-1	
	31	Rice*	L	1-1	
May	1	Rice*	L	1-1	
	3	@ Oklahoma	L	5-1	
	5	vs. Nevada*	W	12-0	
	6	@ Nevada*	L	7-1	
	7	@ Nevada*	W	8-1	
	8	@ Nevada*	L	3-7	
	11	@ Texas Tech	L	4-1	
	12	UT-Arlington	W	6-1	
	14	Hawai'i*	L	4-1	
	15	Hawai'i*	W	5-1	
May	16	Hawai'i*	W	6-1	
	17	vs. Texas^	L	2-10	
	21	@ Fresno State*	W	6-1	
	21	@ Fresno State*	W	6-1	
	22	@ Fresno State*	L	5-1	
	24	Texas Tech	L	4-1	
	27	vs. San Jose State*	W	4-1	
	28	San Jose State*	W	7-1	
	28	San Jose State*	L	0-1	
	29	San Jose State*	W	4-1	
May	3	Fresno State*	W	4-1	
	4	Fresno State*	L	5-1	
	5	Fresno State*	L	5-1	
	12	@ UT-Arlington	W	4-1	
	12	@ UT-Arlington	L	4-1	
	13	UT-Arlington	L	7-1	
	18	@ Rice*	L	3-1	
19	@ Rice*	L	3-1		
20	@ Rice*	L	2-1		

2018 TCU BASEBALL

YEAR-BY-YEAR RESULTS

Apr	1	Southwest Texas St.	W	8-0
	4	@ Memphis*	L	6-9
	5	@ Memphis*	W	8-0
	5	@ Memphis*	L	4-5
	11	@ UAB*	W	1-0
	12	@ UAB*	W	7-0
	13	@ UAB*	W	10-2
	18	East Carolina*	W	8-2
	19	East Carolina*	W	4-3
	20	East Carolina*	W	12-6
	22	@ Baylor	L	4-22
	25	@ Cincinnati*	W	3-0
	26	@ Cincinnati*	W	7-0
	27	@ Cincinnati*	W	12-6
	29	@ Sam Houston St.	L	10-11
May	2	USF*	L	0-3
	3	USF*	W	5-1
	4	USF*	W	10-3
	9	@ Charlotte*	L	6-9
	10	@ Charlotte*	W	20-15
	11	@ Charlotte*	W	18-6
	15	Louisville*	L	6-10
	16	Louisville*	W	30-2
	17	Louisville*	W	8-7
	21	vs. Louisville!	L	1-5
	22	vs. USF!	L	6-10

! - C-USA Tournament - New Orleans, La.

2004		39-26 (C-USA 19-11, 4th)			
		Jim Schlossnagle			
C-USA TOURNAMENT CHAMPS					
NCAA AUSTIN REGIONAL					
Feb	5	Dallas Baptist (10)	W	13-12	
	7	Dallas Baptist	L	9-10	
	15	Texas State (10)	L	4-7	
	15	Texas State	L	2-6	
	17	@ Texas Arlington	L	0-11	
	19	vs. Oklahoma State!	W	14-6	
	20	vs. Dallas Baptist!	W	6-1	
	21	vs. Furman Univ.!	W	7-2	
	24	@ Oklahoma State	L	5-7	
	27	@ Texas Tech	W	6-4	
	28	@ Texas Tech	W	8-5	
	29	@ Texas Tech	L	9-19	
	Mar	5	St. John's	W	13-9
		6	St. John's	W	3-2
7		@ UT-Arlington	L	7-8	
11		vs. Arizona^	L	2-5	
12		New Mexico	W	2-0	
13		New Mexico	W	11-3	
14		New Mexico	W	5-1	
16		Oklahoma	W	6-3	
19		Memphis*	W	11-5	
20		Memphis*	W	22-2	
21		Memphis*	W	8-7	
26		@ Houston*	W	1-0	
27		@ Houston*	L	2-9	
28		@ Houston*	W	18-7	
30		@ Baylor	L	0-11	
Apr		2	@ Southern Miss*	L	6-19
		3	@ Southern Miss*	L	3-4
		4	@ Southern Miss*	L	5-9
		9	Cincinnati*	W	13-2
		10	Cincinnati*	W	10-3
		11	Cincinnati*	L	6-7
		14	UT-Arlington	W	4-3
		16	@ USF*	L	3-4
	17	@ USF* (10)	W	7-6	
	18	@ USF*	W	7-1	
	20	@ Oklahoma	W	5-4	
	23	Saint Louis*	W	10-8	
	24	Saint Louis*	W	12-5	
	25	Saint Louis*	W	5-2	
	27	Baylor	L	0-4	
	30	@ Louisville*	W	18-11	
	May	2	@ Louisville*	L	2-3
		2	@ Louisville*	W	10-6
		7	UAB*	W	5-4
8		UAB*	L	10-20	
9		UAB*	L	2-10	
11		Dallas Baptist	L	3-5	
14		@ East Carolina*	L	2-7	
15		@ East Carolina*	L	3-14	
16		@ East Carolina*	W	3-1	
18		Sam Houston State	L	3-7	
20		Charlotte*	W	6-2	
21		Charlotte*	W	8-1	
22		Charlotte*	W	9-7	
26		vs. Houston\$	L	5-9	
27	vs. Louisville\$	W	4-3		
28	vs. East Carolina\$	W	10-4		
29	vs. Houston\$	W	8-3		
29	vs. Houston\$	W	5-4		
30	vs. Southern Miss\$	W	3-1		
June	4	vs. Oral Roberts#	L	5-6	
	5	vs. Youngstown St.#	W	12-8	
	5	vs. Oral Roberts#	L	1-10	
! - SW Diamond Classic - Ft. Worth, TX					
^ - Played at Dell Diamond - Round Rock					
\$ - C-USA Tournament - Houston, Texas					
# - NCAA Austin Regional - Austin, TX					

! - SW Diamond Classic - Ft. Worth, TX

^ - Played at Dell Diamond - Round Rock

\$ - C-USA Tournament - Houston, Texas

- NCAA Austin Regional - Austin, TX

2005		41-20 (C-USA 20-10, 2nd)			
		Jim Schlossnagle			
C-USA TOURNAMENT CHAMPS					
NCAA WACO REGIONAL					
Feb	11	Utah	W	10-0	
	13	Utah	W	6-4	
	13	Utah	W	13-6	
	15	Texas Tech	L	4-7	
	18	@ Florida Atlantic	W	10-9	
	19	@ Florida Atlantic	L	1-3	
	20	@ Florida Atlantic	W	7-3	
	22	@ Sam Houston St.	L	6-12	
	25	Dallas Baptist	W	3-2	
	26	Dallas Baptist	W	15-10	
	Mar	4	Manhattan (11)	W	6-5
		5	Manhattan	W	10-4
		6	Manhattan	W	9-8
		8	Texas Tech	W	9-2
11		@ #5 Rice	W	2-1	
12		@ #5 Rice	L	5-15	
13		@ #5 Rice	L	1-2	
15		@ #16 Baylor (10)	L	3-4	
18		#24 Southern Miss*	W	10-9	
19		#24 Southern Miss*	W	5-4	
20		#24 S'ern Miss* (10)	L	7-14	
22		Oklahoma	L	4-5	
25		@ Saint Louis*	W	10-0	
26		@ Saint Louis*	W	13-1	
26		@ Saint Louis*	L	4-11	
Apr		1	East Carolina*	W	8-5
		2	East Carolina*	L	5-10
		3	East Carolina*	W	4-0
		5	@ UT-Arlington	W	11-2
	8	USF*	W	9-4	
	9	USF*	W	7-3	
	10	USF*	W	9-2	
	12	@ Oklahoma	L	10-20	
	15	@ Memphis*	W	10-2	
	16	@ Memphis*	W	9-1	
	17	@ Memphis* (10)	L	5-6	
	19	#8 Baylor (11)	W	2-1	
	23	@ Charlotte	L	14-15	
	23	@ Charlotte	W	27-7	
	24	@ Charlotte	W	8-3	
	26	UT-Pan Am	W	9-2	
	27	UT-Pan Am	W	8-0	
	29	Houston*	W	7-2	
	30	Houston*	W	9-6	
May	1	Houston*	L	1-6	
	3	UT-Arlington	W	12-3	
	6	@ Cincinnati*	W	11-0	
	7	@ Cincinnati*	L	3-4	
	8	@ Cincinnati*	W	15-13	
	13	Louisville*	W	4-1	
	14	Louisville*	L	2-5	
	15	Louisville* (8)	W	11-0	
	20	@ #1 Tulane	L	2-5	
	20	@ #1 Tulane	W	6-0	
	21	@ #1 Tulane	L	1-5	
	25	vs. Louisville^	W	4-2	
	26	@ Southern Miss^	W	8-0	
	28	@ Southern Miss^	W	13-7	
June	4	vs. Stanford!	W	5-1	
	5	@ #8 Baylor!	L	3-8	
	5	vs. Stanford!	L	4-12	

^ - C-USA Tourney, Hattiesburg, Miss.

! - NCAA Waco Regional, Waco, Texas

2006

39-23 (MWC 17-5, 1st)

Jim Schlossnagle

MWC CHAMPS

MWC TOURNAMENT CHAMPS

NCAA NORMAN REGIONAL

Feb

10

vs. #12 Tulane^ (10)

W

5-3

11

vs. Houston^

W

6-4

12

vs. #2 Rice^

L

6-12

14

Texas State

L

1-5

17

vs. #17 Arkansas!

L

2-5

18

@ UT-Pan Am!

W

9-4

19

vs. Stephen F. Austin!

W

13-0

25

Wright State

L

4-6

25

Wright State

W

8-4

26

Wright State

W

4-2

28

Dallas Baptist

L

8-11

Mar

3

Florida Atlantic

W

5-1

4

Florida Atlantic

W

10-5

5

Florida Atlantic

L

3-4

7

#23 Oklahoma

L

5-10

10

vs. #1 Rice%

L

1-8

11

vs. TAMU-CC%

W

6-1

12

vs. #13 Arizona St.%

L

1-3

14

@ Texas State

W

3-1

18

@ UC Santa Barbara

L

3-13

19

@ UC Santa Barbara

L

4-5

19

@ UC Santa Barbara

W

8-5

21

@ #21 Baylor

L

4-10

24

UCF

W

2-1

25

UCF

L

1-5

26

UCF (10)

L

3-5

30

vs. BYU*\$

W

9-4

31

vs. UNLV*\$

W

5-2

Apr

1

vs. San Diego St.*\$

L

7-9

2

vs. Air Force*\$

W

12-6

4

Baylor

W

18-8

7

Air Force*

W

16-1

8

Air Force*

W

13-2

9

Air Force*

W

5-4

11

@ #16 Oklahoma

L

11-12

14

UNLV*

W

7-3

15

UNLV*

W

9-7

16

UNLV*

W

3-2

20

@ BYU*

W

6-4

21

@ BYU*

W

14-5

22

@ BYU*

L

4-6

25

@ UT-Arlington

W

16-6

28

@ San Diego State*

L

0-6

29

@ San Diego St.* (10)

W

7-5

30

@ San Diego State*

L

2-5

May

2

Dallas Baptist

L

0-3

5

Utah*

W

2-0

6

Utah*

W

18-3

7

Utah*

L

3-6

12

UT-Pan Am

W

4-0

13

UT-Pan Am

W

6-3

14

UT-Pan Am

W

5-4

16

UT-Arlington

W

8-5

18

@ New Mexico*

W

15-2

19

@ New Mexico*

W

13-6

20

@ New Mexico*

W

8-6

24

vs. New Mexico@

W

18-6

25

vs. BYU@

W

13-6

27

vs. BYU@

W

9-6

June

2

@ #13 Oklahoma#

W

6-5

3

vs. Wichita State#

L

8-18

4

vs. #13 Oklahoma#

L

6-15

^ - Houston College Classic

! - UT-Pan Am Tourney - Edinburg, TX

% - Whataburger Classic - Corpus Christi

\$ - MWC Preseason Tourney, San Diego

@ - MWC Postseason Tourney, Las Vegas

- NCAA Norman Regional, Okla.

2007		48-14 (MWC 20-3, 1st)			
		Jim Schlossnagle			
MWC CHAMPS					
MWC TOURNAMENT CHAMPS					
NCAA HOUSTON REGIONAL					
Feb	9	@ UCF	W	10-1	
	10	@ UCF	W	12-1	
	11	@ UCF	L	6-8	
	13	Dallas Baptist (12)	W	6-5	
	16	#27 Oral Roberts	W	2-1	
	17	#27 Oral Roberts	W	10-8	
	18	#27 Oral Roberts	W	8-4	
	23	@ #30 Coastal Caro.!	L	6-11	
	24	vs. UNC Wilmington!	L	5-10	
	24	vs. Notre Dame!	L	1-4	
	25	vs. #26 N.C. State!	W	5-3	
	Mar	2	Vermont	W	12-1
		3	Vermont	W	4-1
		4	Vermont	W	10-2
9		vs. #8 Rice^	L	6-20	
10		vs. TAMU-CC^	W	3-0	
11		vs. Texas Tech^	L	1-4	
14		UT-Arlington	W	10-6	
16		Air Force*	W	6-0	
17		Air Force*	W	10-2	
18		Air Force*	W	7-2	
20		@ UT-Arlington	W	10-6	
22		@ BYU*	W	6-5	
23		@ BYU*	L	11-12	
24		@ BYU*	W	12-3	
27		@ #14 Texas A&M	L	2-13	
31		UC Santa Barbara	W	12-3	
31		UC Santa Barbara	W	8-5	
Apr		1	UC Santa Barbara	W	8-3
		3	@ Oklahoma	L	5-13
		5	@ Air Force*	W	9-2
		6	@ Air Force*	W	15-5
		10	@ Baylor	W	6-3
		13	@ UNLV*	W	13-5
	14	@ UNLV*	W	16-12	
	15	@ UNLV*	W	7-3	
	17	Oklahoma	W	11-4	
	19	BYU*	L	0-5	
	20	BYU*	W	14-2	
	21	BYU*	W	7-0	
	25	Texas Tech	W	8-6	
	27	San Diego St.* (10)	W	6-5	
	28	San Diego State*	W	6-5	
	29	San Diego State*	W	11-1	
	May	1	Baylor	L	0-3
		4	@ Utah*	W	8-3
		5	@ Utah*	W	6-4
		6	@ Utah* (10)	W	3-1
		11	UT-Pan American	W	4-3
		12	UT-Pan American	W	9-2
		13	UT-Pan American	W	6-1
15		UT-Arlington	W	14-7	
17		New Mexico*	W	10-4	
18		New Mexico*	W	4-2	
19		New Mexico*	L	8-9	
24		vs. UNLV\$	W	8-1	
25		vs. BYUS	W	8-7	
26		vs. BYUS	W	9-8	
June	1	vs. Baylor#	W	3-2	
	2	vs. #2 Rice#	L	3-6	
	3	vs. Baylor#	W	10-5	
	3	vs. #2 Rice#	L	1-3	

! - Baseball at the Beach - Myrtle Beach, SC

^ - Whataburger Classic - Corpus Christi

\$ - MWC Postseason Tourney, Las Vegas

- NCAA Houston Regional, Rice

20

YEAR-BY-YEAR RESULTS

2009	40-18 (MWC 15-5, 1st) Jim Schlossnagle	2010	54-14 (MWC 19-5, 1st) Jim Schlossnagle	2011	43-19 (MWC 20-3, 1st) Jim Schlossnagle	2012	40-22 (MWC 18-6, T-1st) Jim Schlossnagle	2013	29-28 (Big 12 19-11, 3rd) Jim Schlossnagle
MWC CHAMPS		MWC CHAMPS		MWC CHAMPS		MWC CO-CHAMPS			
FORT WORTH REGIONAL CHAMPS		FORT WORTH REGIONAL CHAMPS		NCAA FORT WORTH REGIONAL		COLLEGE STATION REGIONAL CHAMPS			
AUSTIN SUPER REGIONAL		AUSTIN SUPER REGIONAL				LOS ANGELES SUPER REGIONAL			
Feb 20	@ #5 Cal St. Fullerton L 6-7	Feb 19	Sam Houston State W 4-0	Feb 18	Kansas W 8-2	Feb 17	#22 Ole Miss L 4-7	Feb 15	@ #13 Ole Miss L 0-1
21	@ #5 Cal St. Fullerton W 8-6	20	Sam Houston State W 12-7	19	Kansas W 7-1	19	#22 Ole Miss W 5-3	16	@ #13 Ole Miss L 2-5
22	@ #5 Cal St. Fullerton W 11-6	21	Sam Houston State W 15-2	20	Kansas (14) L 3-4	21	@ #25 Baylor L 1-7	17	@ #13 Ole Miss L 2-5
24	Dallas Baptist W 6-0	26	@ #6 CS Fullerton W 5-2	25	#12 CS Fullerton W 4-1	24	@ #19 CS Fullerton W 3-2	22	#19 Cal State Fullerton L 2-7
25	Texas State W 8-2	26	@ #6 CS Fullerton L 4-6	26	#12 CS Fullerton L 4-8	25	@ #19 CS Fullerton L 2-4	23	#19 Cal State Fullerton L 2-6
28	@ #13 Ole Miss W 19-13	28	@ #6 CS Fullerton W 8-1	27	#12 CS Fullerton L 1-2	26	@ #19 CS Fullerton L 10-11	24	#19 Cal State Fullerton L 0-7
Mar 3	@ UT Arlington W 11-3	Mar 2	UT San Antonio W 17-12	Mar 1	Dallas Baptist L 3-4	28	Texas State L 0-1	26	@ Dallas Baptist W 6-1
4	#6 Baylor L 1-2	5	vs. Texas Tech L 11-2	4	@ Texas Tech W 7-0	Mar 2	Oklahoma State L 3-4	Mar 1	@ Jacksonville L 3-5
6	Wichita State W 6-5	6	vs. Missouri! (10) W 4-3	5	@ Texas Tech W 8-6	3	Oklahoma State W 2-0	2	@ Jacksonville W 10-0
7	Wichita State W 9-4	7	vs. #9 Rice! L 4-5	6	@ Texas Tech W 8-1	4	Oklahoma State (10) W 6-5	3	@ Jacksonville W 13-0
8	Wichita State W 12-3	9	@ UT Arlington W 15-2	8	UT Arlington W 7-3	6	Baylor W 9-4	5	Arkansas-Pine Bluff L 4-6
10	@ Texas State W 9-5	12	Texas Tech W 8-7	11	Houston Baptist W 7-1	11	Texas Tech W 2-1	8	Pacific W 2-1
14	Minnesota L 4-6	13	Texas Tech W 9-1	12	Houston Baptist L 4-7	12	Texas Tech W 7-4	9	Pacific L 3-5
15	Minnesota L 2-7	14	Texas Tech W 8-5	13	Houston Baptist W 6-1	13	@ UTSA (12) W 7-3	10	Pacific W 3-2
16	#25 Minnesota W 4-1	16	@ Oral Roberts W 6-4	15	@ UT Arlington L 2-3	16	@ UNLV* W 5-2	12	Northwestern State W 9-2
17	#13 Oklahoma L 7-8	18	BYU* W 13-6	18	@ UNLV* L 4-5	17	@ UNLV* W 10-2	13	Northwestern State W 13-6
20	@ Utah* W 8-7	19	BYU* W 11-3	19	@ UNLV* W 12-2	18	@ UNLV* W 15-6	15	Kansas* W 8-1
21	@ Utah* W 6-1	19	BYU* L 4-5	20	@ UNLV* W 8-4	20	@ #23 Texas State L 4-8	16	Kansas* L 4-8
22	@ Utah* (10) L 8-9	22	@ Dallas Baptist L 7-8	22	Texas State W 3-1	23	@ New Mexico* L 8-9	19	vs. UT Arlington! W 5-4
24	Stephen F. Austin W 10-2	23	Texas State W 4-0	25	Houston L 6-7	24	@ New Mexico* W 5-4	22	@ #16 Oklahoma* (12) L 2-3
26	@ #8 Baylor L 4-15	26	@ Air Force* L 11-14	26	Houston W 16-10	25	@ New Mexico* L 7-12	23	@ #16 Oklahoma* L 1-3
27	San Diego State* L 5-11	28	@ Air Force* W 20-6	27	Houston W 9-1	27	@ UT Arlington (10) L 3-4	24	@ #16 Oklahoma* (10) L 3-4
28	San Diego State* W 8-5	30	@ Air Force* (12) W 19-17	30	Stephen F. Austin L 3-4	30	UNLV* W 4-2	26	Dallas Baptist L 4-5
Apr 29	San Diego State* L 1-2	38	UT Arlington W 10-3	Apr 1	Air Force* W 10-2	Mar 31	UNLV* W 2-1	29	@ Pacific Tech* W 4-1
1	UT Arlington W 2-1	Apr 1	San Diego State* W 4-1	1	Air Force* W 3-2	Apr 1	UNLV* L 0-11	30	@ Texas Tech* W 7-3
3	#18 New Mexico* W 7-3	2	San Diego State* W 11-5	3	Air Force* W 10-5	3	Dallas Baptist L 3-4	31	@ Texas Tech* L 7-8
4	#18 New Mexico* W 4-2	3	San Diego State* L 1-3	5	UT Pan American W 2-0	5	UNC Wilmington L 5-7	2	UT Pan American W 9-5
5	#18 New Mexico* W 19-3	6	#12 Oklahoma L 2-4	6	UT Pan American W 5-1	6	UNC Wilmington W 4-0	3	UT Pan American W 10-0
7	@ #9 Texas L 0-6	9	@ Houston W 15-1	8	New Mexico* L 5-10	7	UNC Wilmington W 5-2	5	San Francisco W 4-1
9	@ UT Pan American W 9-1	10	@ Houston W 6-1	9	New Mexico* W 11-4	11	UT Arlington W 5-1	6	San Francisco L 0-3
10	@ UT Pan American W 3-0	11	@ Houston W 12-2	10	New Mexico* W 6-2	13	Air Force* W 5-0	7	San Francisco L 3-4
11	@ UT Pan American W 18-0	13	Texas A&M W 6-1	12	@ #8 Oklahoma L 6-13	14	Air Force* W 6-1	10	Stephen F. Austin L 3-6
13	Texas Tech W 12-5	15	@ San Diego State* W 11-4	15	@ San Diego State* W 8-2	15	Air Force* W 6-2	12	#22 Oklahoma State W 2-0
14	@ #9 Oklahoma L 5-7	16	@ San Diego State* W 8-2	16	@ San Diego State* W 7-4	17	Louisiana-Monroe W 9-2	13	#22 Oklahoma State L 1-4
21	TAMU-CC W 6-2	17	@ San Diego St.* (10) W 4-2	17	@ San Diego St.* (10) W 7-4	20	@ San Diego State* W 6-1	14	@22 Oklahoma State W 3-2
22	TAMU-CC W 10-7	19	@ #6 Texas A&M W 4-2	19	@ #6 Texas A&M W 4-2	21	@ San Diego State* W 5-1	16	@ UT Arlington W 11-4
24	@ #19 San Diego St.* L 3-4	21	UNLV* W 6-5	21	UNLV* W 4-1	22	@ San Diego State* L 3-5	19	Baylor* L 2-3
25	@ #19 San Diego St.* W 8-7	20	@ #18 Oklahoma L 3-8	22	UNLV* W 9-3	24	@ #9 Texas A&M L 1-4	20	Baylor* (15) W 2-1
26	@ #19 San Diego St.* W 6-5	23	UNLV* W 15-5	23	UNLV* W 2-1	27	Manhattan W 2-1	21	Baylor* W 5-4
28	@ #15 Texas A&M (10) L 3-4	25	UNLV* W 9-8	25	@ Dallas Baptist L 7-9	28	Manhattan W 12-5	26	@ Kansas State* L 1-6
30	BYU* W 8-5	25	UNLV* W 7-1	26	#8 Oklahoma L 4-7	29	Manhattan W 11-0	27	@ Kansas State* L 1-2
May 1	BYU* (10) W 5-3	27	Baylor (10) W 5-4	28	@ BYU* W 12-6	May 1	Oklahoma W 4-3	28	@ Kansas State* W 5-2
8	Utah* W 10-5	28	@ Baylor (8) L 4-14	29	@ BYU* W 6-4	2	New Mexico* W 5-3	30	Texas Southern W 4-0
9	Utah* L 11-15	30	@ Utah* W 11-6	May 6	@ #16 Oklahoma St. L 2-6	5	New Mexico* L 5-6	May 2	@ USC W 5-4
10	Utah* W 4-3	1	@ Utah* W 11-4	7	@ #16 Oklahoma St. W 10-3	6	New Mexico* W 2-1	3	@ USC L 3-9
11	@ Dallas Baptist W 5-3	2	@ Utah* W 8-2	8	@ #16 Okla. St. (10) W 8-7	11	@ Air Force* W 10-0	4	@ USC W 3-0
14	@ UNLV* W 10-4	7	@ New Mexico* W 3-2	10	Baylor* W 7-6	12	@ Air Force* W 17-2	11	@ West Virginia* L 0-2
15	@ UNLV* W 14-10	8	@ New Mexico* L 2-3	13	Utah* (11) L 6-7	13	@ Air Force* W 6-1	12	@ West Virginia* W 7-4
16	@ UNLV* W 10-3	9	@ New Mexico* W 26-4	14	Utah* W 8-5	15	@ #24 Oklahoma W 1-0	13	@ West Virginia* W 16-6
20	Utah^ L 7-9	12	@ #29 Texas State W 10-5	15	Utah* W 2-1	18	San Diego State* L 0-3	14	UT Arlington W 2-1
21	BYU^ W 9-2	14	Air Force* W 8-2	17	Oral Roberts W 6-4	17	Texas* W 5-1	16	Texas* W 9-3
22	Utah^ L 4-6	15	Air Force* L 2-4	19	@ New Mexico* W 9-0	20	San Diego State* W 4-0	18	Texas* L 0-3
29	Wright State& W 6-3	16	Air Force* W 5-3	20	@ New Mexico* W 25-16	20	San Diego State* W 10-2	23	vs. #14 Oklahoma St.^ W 8-4
30	Oregon State& W 13-1	20	Cal State Bakersfield W 13-1	21	@ New Mexico* W 12-8	24	vs. San Diego State\$ W 16-15	24	vs. West Virginia^ L 3-10
31	Oregon State& W 5-4	21	Cal State Bakersfield W 12-0	25	vs. New Mexico\$ L 3-4	25	vs. New Mexico\$ L 2-5	25	vs. Kansas^ L 0-4
Jun 6	@ #4 Texas! L 4-10	22	Cal State Bakersfield W 7-0	26	vs. BYUS W 12-5	June 1	vs. Ole Miss^ L 2-6	! - Played at The Ballpark in Arlington	
7	@ #4 Texas! W 3-2	26	vs. Utah^ W 13-2	27	vs. Utah\$ W 14-1	2	vs. Dayton^ W 28-12	^ - Big 12 Tournament - Oklahoma City, Okla.	
8	@ #4 Texas! L 2-5	27	vs. UNLV^ W 5-2	27	vs. New Mexico\$ L 2-4	3	@ #8 Texas A&M^ W 10-2		
		28	vs. New Mexico^ W 2-0	June 3	Oral Roberts^ W 10-2	4	vs. Ole Miss^ W 5-2		
		June 4	Lamar# W 16-3	4	Dallas Baptist^ L 2-3	8	@ #4 UCLA% L 2-6		
		5	Arizona# W 11-5	5	Oral Roberts^ L 4-8	9	@ #4 UCLA% L 1-4		
		6	Baylor# W 9-0						
		11	@ #2 Texas% W 3-1	\$ - MWC Postseason Tourney, San Diego					
		12	@ #2 Texas% L 1-14	^ - NCAA Fort Worth Regional					
		13	@ #2 Texas% W 4-1						
		19	vs. #7 Florida State\$ W 8-1						
		21	vs. #2 UCLAS L 3-6						
		23	vs. #7 Florida State\$ W 11-7						
		25	vs. #2 UCLAS W 6-2						
		26	vs. #2 UCLAS L 3-10						
		</							

YEAR-BY-YEAR RESULTS

2014 48-18 (Big 12 17-7, 2nd)
Jim Schlossnagle

BIG 12 TOURNEY CHAMPS				
FORT WORTH REGIONAL				
FORT WORTH SUPER REGIONAL				
COLLEGE WORLD SERIES				
Feb	14	Jacksonville	W 5-0	
	15	Jacksonville	W 5-1	
	16	Jacksonville	L 0-2	
	18	Northern Colorado	W 10-3	
	21	vs. BYU!	W 10-0	
	22	@ TAMU-CC!	W 7-4	
	23	vs. UTSA!	W 5-1	
	25	UT Arlington	L 2-10	
	28	vs. Sam Houston St.^	L 4-9	
	Mar	1	vs. #10 Rice^	L 0-1
2		vs. Houston^	W 2-1	
4		Dallas Baptist (15)	W 5-4	
7		Michigan State	L 1-2	
8		Michigan State	L 1-4	
9		Michigan State	W 6-2	
11		@ #15 Rice	L 0-5	
14		Dartmouth	W 4-1	
15		Dartmouth	W 5-1	
16		Dartmouth	W 8-0	
18		@ #30 Oklahoma	L 5-9	
21		#25 Texas Tech*	W 9-0	
22		#25 Texas Tech*	L 2-10	
23		#25 Texas Tech*	L 2-12	
25		UT Pan American	W 11-0	
28		@ #24 Oklahoma St.*	W 3-1	
29		@ #24 Oklahoma St.*	L 1-2	
30		@ #24 Oklahoma St.*	L 4-9	
Apr		1	@ UT Arlington	W 12-6
		4	West Virginia*	W 4-3
		5	West Virginia*	W 8-0
		5	West Virginia*	W 3-1
		8	@ Dallas Baptist	W 7-1
		11	@ Kansas*	W 5-2
		12	@ Kansas*	W 3-1
		12	@ Kansas*	L 1-5
		15	Houston Baptist	W 13-0
		17	@ #4 Texas*	W 3-0
		18	@ #4 Texas*	W 2-0
		19	@ #4 Texas*	W 3-1
	21	vs. #21 Texas Tech*	W 4-0	
	25	Cal State Northridge	W 6-2	
	26	Cal State Northridge	W 1-0	
	27	Cal State Northridge	W 3-0	
	29	@ Stephen F. Austin	W 14-4	
	May	2	Kansas State*	W 5-0
		3	Kansas State*	W 3-1
		4	Kansas State*	W 21-7
		9	Oklahoma*	W 10-2
		10	Oklahoma* (11)	L 5-7
		11	Oklahoma*	W 9-1
		15	@ Baylor*	L 3-6
		16	@ Baylor*	W 5-0
		17	@ Baylor*	W 7-1
21		vs. Baylor&	W 8-5	
22		vs. West Virginia&	W 6-2	
24		vs. Baylor&	W 4-1	
25		vs. #7 Oklahoma St.&	W 7-1	
30		Siena\$ (11)	W 2-1	
31		#25 Sam Houston St. (22)W	3-2	
June		1	#25 Sam Houston St.	W 6-1
		7	#11 Pepperdine@	W 3-2
		8	#11 Pepperdine@	L 2-3
		9	#11 Pepperdine@	W 6-5
	15	vs. Texas Tech#	W 3-2	
	17	vs. Virginia#	L 2-3	
19	vs. Ole Miss#	L 4-6		

! - Kleberg Bank Classic (Corpus Christi)
^ - Houston College Classic
% - Played in Abilene, Texas
& - Big 12 Tournament (Oklahoma City)
\$ - NCAA Fort Worth Regional
@ - NCAA Fort Worth Super Regional
- College World Series

2015 51-15 (Big 12 18-5, 1st)
Jim Schlossnagle

BIG 12 CHAMPS			
FORT WORTH REGIONAL			
FORT WORTH SUPER REGIONAL			
COLLEGE WORLD SERIES			
Feb 13	Southern Illinois	W	5-0
14	Southern Illinois	W	16-4
15	Southern Illinois	W	11-0
17	UT Arlington	W	4-1
20	@ #9 Arizona State	W	3-0
21	@ #9 Arizona State	L	6-7
22	@ #9 Arizona State	W	3-2
25	Texas Southern	W	1-0
Mar 3	#10 Rice	W	3-1
6	@ #25 USC! (12)	L	6-7
7	@ #4 UCLA!	W	3-1
8	vs. #1 Vanderbilt!^	W	4-2
10	@ Loyola Marymount	W	6-2
13	Baylor*	W	3-1
14	Baylor*	W	3-2
15	Baylor*	W	10-1
17	UT Pan American	W	5-0
18	UT Pan American	W	11-5
20	#19 Oklahoma St.* (12)	L	6-7
22	#19 Oklahoma State*	W	7-4
24	Oklahoma (10)	W	4-3
27	Wichita State	W	14-1
28	Wichita State	W	8-4
29	Wichita State	W	11-2
31	@ UT Arlington	L	1-8
Apr 2	@ #19 Texas Tech*	W	8-0
3	@ #19 Texas Tech*	L	1-5
4	@ #19 Texas Tech*	W	4-1
6	@ Abilene Christian	W	4-3
7	#16 Dallas Baptist	W	6-2
10	@ Kansas State*	L	4-14
11	@ Kansas State*	W	9-0
12	@ Kansas State*	L	2-6
14	@ UT Arlington	W	7-1
18	Santa Clara	W	1-0
18	Santa Clara	W	6-1
19	Santa Clara	W	9-2
21	Incarnate Word	W	6-1
25	Texas*	W	6-5
25	Texas*	W	11-6
26	Texas*	W	7-1
29	@ #15 Dallas Baptist	L	4-6
May 1	@ West Virginia*	W	9-4
2	@ West Virginia*	W	6-2
3	@ West Virginia*	W	5-0
8	Kansas*	W	4-2
9	Kansas* (10)	W	2-1
12	Abilene Christian	W	8-2
14	@ Oklahoma*	W	5-4
15	@ Oklahoma*	W	11-9
16	@ Oklahoma*	W	4-2
20	vs. Baylor&	L	5-6
21	vs. Texas Tech&	L	1-8
29	Sacred Heart\$	W	10-0
30	#24 NC State\$	L	4-5
31	Stony Brook\$	W	8-3
31	#24 NC State\$	W	8-2
June 1	#24 NC State\$ (10)	W	9-8
6	#6 Texas A&M@	W	13-4
7	#6 Texas A&M@ (10)	L	1-2
8	#6 Texas A&M@ (16)	W	5-4
14	vs. #1 LSU#	W	10-3
16	vs. #5 Vanderbilt#	L	0-1
19	vs. # LSU#	W	8-4
19	vs. #5 Vanderbilt#	L	1-7

! - Dodgertown Classic (Los Angeles, Calif.)
^ - Played at Dodgers Stadium
& - Big 12 Tournament (Tulsa, Okla.)
\$ - NCAA Fort Worth Regional
@ - NCAA Fort Worth Super Regional
- College World Series

2016 49-18 (Big 12 15-9, 3rd)
Jim Schlossnagle

BIG 12 TOURNEY CHAMPS				
FORT WORTH REGIONAL				
COLLEGE STATION SUPER REGIONAL				
COLLEGE WORLD SERIES				
Feb	19	Loyola Marymount	L 3-5	
	20	Loyola Marymount	W 1-0	
	21	Loyola Marymount	W 5-0	
	24	Ark.-Pine Bluff	W 17-3	
	26	#6 La.-Lafayette!	W 7-1	
	27	#25 Rice!	W 10-0	
	28	#9 Houston!	W 10-1	
	Mar	1	UT Rio Grande Valley	W 13-0
4		Gonzaga	L 3-4	
5		Gonzaga	W 10-2	
6		Gonzaga	W 16-1	
8		UT Arlington	W 5-1	
11		USC	W 8-3	
12		USC (10)	W 12-11	
13		USC	L 6-16	
15		@ Rice	W 6-4	
18		West Virginia*	W 10-6	
19		West Virginia*	W 7-1	
20		West Virginia*	W 14-2	
22		Abilene Christian	W 6-4	
24		@ Texas*	L 3-4	
25		@ Texas*	L 0-2	
26		@ Texas*	W 9-5	
29		@ UT Arlington	W 17-4	
Apr		1	@ Wichita State	W 3-0
		2	@ Wichita State	W 17-6
		3	@ Wichita State	W 12-5
	6	UT Arlington	L 3-4	
	8	@ Kansas*	L 3-4	
	9	@ Kansas*	W 8-0	
	10	@ Kansas*	W 14-6	
	12	Dallas Baptist	L 1-9	
	15	Oklahoma*	W 11-3	
	16	Oklahoma*	W 12-2	
	17	Oklahoma*	W 2-0	
	22	@ #25 Oklahoma St.*	L 0-9	
	23	@ #25 Oklahoma St.*	W 11-6	
	24	@ #25 Oklahoma St.*	L 7-11	
	26	@ #17 Dallas Baptist	W 2-0	
	29	#10 Texas Tech*	L 3-7	
	30	#10 Texas Tech*	W 13-6	
	May	1	#10 Texas Tech*	L 1-3
		7	@ Penn State	W 6-2
		7	@ Penn State	W 5-4
		8	@ Penn State	W 9-5
		13	@ Baylor*	L 3-4
		14	@ Baylor*	L 5-8
		15	@ Baylor*	W 7-3
		17	Stephen F. Austin	W 3-2
		19	Kansas State*	W 3-2
		20	Kansas State*	W 2-1
		21	Kansas State*	W 9-3
25		vs. Baylor&	W 12-5	
26		vs. Oklahoma State&	W 13-5	
28		vs. Texas&	L 1-2	
28		vs. Texas&	W 8-2	
29		vs. West Virginia& (10)W	11-10	
June		3	Oral Roberts\$	W 7-0
		4	Gonzaga\$	W 4-3
	5	Arizona State\$	W 8-1	
	10	@ #4 Texas A&M@	W 8-2	
	11	@ #4 Texas A&M@	L 1-7	
	12	@ #4 Texas A&M@	W 4-1	
	19	vs. #4 Texas Tech#	W 5-3	
	21	vs. #7 Coastal Caro.#	W 6-1	
	24	vs. #7 Coastal Caro.#	L 1-4	
	25	vs. #7 Coastal Caro.#	L 5-7	

! - Houston College Classic
& - Big 12 Tournament (Oklahoma City)
\$ - NCAA Fort Worth Regional
@ - NCAA College Station Super Regional
- College World Series

2017 50-18 (Big 12 16-8, T-1st)
Jim Schlossnagle

BIG 12 CO-CHAMPS			
FORT WORTH REGIONAL			
FORT WORTH SUPER REGIONAL			
COLLEGE WORLD SERIES			
Feb 17	Penn State	W	6-3
18	Penn State	W	12-1
19	Penn State	W	9-3
21	@ UT Arlington	W	7-2
24	Arizona State	L	9-13
25	Arizona State	W	8-4
26	Arizona State	W	5-2
28	Rice	W	13-5
Mar 3	vs. #3 LSU!	W	9-6
4	vs. #15 TAMU! (15)	W	11-10
5	vs. #8 Ole Miss!	W	5-3
7	Dallas Baptist (10)	W	3-2
10	@ UC Irvine	L	2-11
11	@ UC Irvine	L	3-6
12	@ UC Irvine	W	16-7
14	@ Long Beach State	L	0-7
17	Kansas*	W	3-1
18	Kansas*	W	5-1
19	Kansas*	L	3-4
21	@ Abilene Christian	W	3-0
24	#16 Oklahoma State*	W	7-5
25	#16 Oklahoma State*	W	6-5
26	#16 Oklahoma State*	W	5-1
28	UT Rio Grande Valley	W	10-2
29	UT Rio Grande Valley	W	18-2
31	@ Kansas State* (11)	W	5-0
Apr 1	@ Kansas State* (10)	W	1-0
2	@ Kansas State*	W	12-4
4	@ UT Arlington	W	5-4
7	Murray State	W	9-2
8	Murray State	W	15-6
9	Murray State	W	13-2
11	@ Dallas Baptist	W	9-3
14	@ West Virginia*	L	4-5
15	@ West Virginia*	W	8-6
16	@ West Virginia*	L	4-5
21	Baylor*	W	9-4
22	Baylor*	L	5-16
23	Baylor*	W	8-5
25	Stephen F. Austin	L	2-6
28	@ #6 Texas Tech*	W	4-1
29	@ #6 Texas Tech*	L	4-6
30	@ #6 Texas Tech*	L	3-21
May 5	#24 Texas* (11)	W	11-10
6	#24 Texas*	W	8-2
7	#24 Texas* (10)	W	4-3
12	@ #24 Oklahoma*	W	9-6
13	@ #24 Oklahoma*	L	8-9
14	@ #24 Oklahoma*	L	9-10
16	UT Arlington	W	6-1
18	@ Cal	W	3-0
19	@ Cal	W	5-4
20	@ Cal	L	3-8
24	vs. Kansas&	L	3-7
25	vs. Oklahoma&	W	9-4
26	vs. Kansas&	W	6-0
27	vs. Texas&	W	9-2
27	vs. Texas&	L	3-9
June 3	Central Conn. State\$	W	9-6
4	#11 Virginia\$	W	5-1
5	Dallas Baptist\$	W	15-3
10	#8 Missouri State@	W	3-2
11	#8 Missouri State@	W	8-1
18	vs. #3 Florida#	L	0-3
20	vs. #8 Texas A&M#	W	4-1
22	vs. #4 Louisville#	W	4-3
23	vs. #3 Florida#	W	9-2
24	vs. #4 Florida#	L	0-3

! - Houston College Classic
& - Big 12 Tournament (Oklahoma City)
\$ - NCAA Fort Worth Regional
@ - NCAA Fort Worth Super Regional
- College World Series

ALL-TIME SERIES RECORDS

Opponent	W-L-T
Abilene Christian	21-0-0
Add-Ran Jarvis.....	4-0-0
Air Force Academy.....	31-3-0
Alabama.....	2-0-0
Ardmore (Texas League).....	1-1-0
Arizona.....	2-7-0
Arizona State.....	5-6-0
Arkansas.....	23-44-0
Arkansas-Pine Bluff	1-1-0
Austin College.....	24-4-0
Baylor	156-164-4
Bradley.....	2-0-0
Bryant TRG School.....	0-1-0
Buena Vista.....	2-0-0
BYU.....	30-6-0
California.....	2-1-0
Cal Poly Pomona.....	1-1-0
Cal State Bakersfield.....	3-0-0
Cal State Fullerton.....	7-15-0
Cal State Northridge.....	3-0-0
Cameron.....	1-0-0
Centenary.....	9-0-0
Central Connecticut State.....	1-0-0
Central Michigan.....	2-6-0
Charlotte.....	10-3-0
Chicago White Sox (AL).....	0-1-0
Cincinnati.....	8-1-0
Cisco (Texas League).....	2-0-0
Coastal Carolina.....	1-3-0
Coker College.....	0-1-0
Colorado State.....	1-2-0
College of the Southwest.....	9-2-0
Cornell.....	1-0-0
Corsicana (Texas League).....	1-0-0
Creighton.....	4-0-0
Dallas (Texas League).....	1-0-0
Dallas (University).....	18-2-0
Dallas Baptist	46-25-0
Daniel Baker.....	5-0-0
Dartmouth.....	3-0-0
Dayton.....	1-0-0
East Carolina.....	10-4-0
Elmhurst.....	2-0-0
Emporia State.....	8-7-0
Evansville.....	0-1-0
Florida.....	1-2-0
Florida Atlantic.....	4-2-0
Florida State.....	2-0-0
Fort Worth (Texas League).....	3-1-0
Fort Worth High.....	3-0-0
Fort Worth University.....	2-0-0
Fresno State.....	8-12-0
Furman.....	1-0-0
Georgia Tech.....	1-1-0
Gonzaga.....	3-1-0
Grand Canyon	3-0-0
Hardin-Simmons.....	22-4-1
Hawai'i.....	14-6-0
Hawai'i-Hilo.....	13-4-0
Hawai'i-Pacific.....	1-0-0
Hill Business College.....	1-0-1
Houston.....	46-53-2
Houston Baptist.....	3-1-0
Howard Payne.....	3-0-0
Illinois.....	3-0-0
Illinois State.....	0-1-0
Incarinate Word.....	2-0-0
Indiana.....	3-0-0
Indianapolis.....	0-1-0
Iowa State.....	7-3-0
Jacksonville.....	4-2-0

Opponent	W-L-T
Kansas	14-9-0
Kansas State	17-7-0
Kent State.....	9-1-0
Lamar	9-10-0
Long Beach State	0-4-0
Louisiana Lafayette (Southwestern Louisiana).....	2-3-0
Louisiana-Monroe.....	1-0-0
Louisiana Tech.....	9-7-0
Louisville.....	12-5-0
Loyola (New Orleans).....	3-1-0
Loyola Marymount.....	3-1-0
LSU	4-6-0
Lubbock Christian.....	3-2-0
Maine.....	2-0-0
Manhattan.....	6-0-0
Mary Hardin Baylor.....	7-1-0
Marshall.....	2-0-0
McMurry.....	2-0-0
Memphis.....	7-3-0
Meridian.....	2-0-0
Mexico.....	1-0-0
Miami (Ohio).....	3-1-0
Michigan State.....	1-2-0
Midwestern.....	3-2-0
Minnesota	4-2-0
Mississippi.....	9-9-0
Missouri.....	7-4-0
Missouri Southern.....	0-1-0
Missouri State (Southwest Missouri State).....	2-2-0
Murray State.....	3-0-0
Nebraska.....	4-0-0
Nebraska-Kearney.....	12-0-1
New Mexico.....	40-19-0
New Mexico State.....	6-0-0
New Orleans.....	1-2-0
New York Giants.....	1-1-0
Nevada.....	3-3-0
Nicholls State.....	0-1-0
North Carolina State.....	3-1-0
North Dakota State.....	5-0-0
North Texas.....	15-1-0
Northern Colorado.....	1-0-0
Northeast Louisiana.....	8-1-0
Northwestern.....	1-1-0
Northwestern State (La.).....	3-3-0
Northwest Missouri State.....	4-1-0
Northwood.....	2-3-0
Notre Dame.....	2-1-0
Ohio State.....	1-4-0
Oklahoma	34-59-0
Oklahoma Baptist.....	2-0-0
Oklahoma City.....	4-0-0
Oklahoma State (A&M)	24-19-0
Oral Roberts.....	18-26-0
Oregon State.....	3-1-0
Ouachita Baptist.....	1-1-0
Pacific.....	2-1-0
Penn State	6-0-0
Pepperdine.....	2-2-0
Polytechnic.....	9-5-0
Prairie View A&M.....	9-0-0
Purdue.....	0-1-0
Rice	119-123-1
Rockford.....	2-0-0
Saint Louis.....	11-1-0
Sam Houston State.....	40-30-0
Sacred Heart.....	1-0-0
San Diego State.....	24-13-0
San Francisco.....	1-2-0
San Jose State.....	9-10-0
Santa Clara.....	3-0-0

Opponent	W-L-T
Siena.....	1-0-0
Simmons.....	11-1-0
SMU.....	101-69-1
South Dakota.....	2-0-0
Southeastern Louisiana.....	4-2-0
Southeastern Oklahoma.....	2-2-0
Southern California	4-4-0
Southern Illinois.....	3-0-0
Southern Miss.....	6-12-0
Southwestern.....	45-11-0
St. Edward's.....	5-3-0
St. Francis (Ill.).....	3-1-0
St. Mary's.....	4-0-0
St. Olaf.....	1-0-0
St. John's.....	2-0-0
St. Thomas.....	5-1-0
Stanford.....	1-1-0
Stephen F. Austin	11-5-0
Stony Brook.....	1-0-0
Sul Ross.....	4-2-0
Tarleton State.....	19-3-0
Temple.....	2-1-0
Texas	67-232-2
Texas A&M.....	94-162-4
Texas A&M-Corpus Christi.....	7-0-0
Texas Arlington	98-58-0
Texas El Paso.....	1-0-0
Texas Lutheran.....	5-3-0
Texas San Antonio.....	9-2-0
Texas Southern.....	6-0-0
Texas State (SW Texas State).....	25-14-0
Texas Tech	89-77-1
Texas Wesleyan.....	33-27-0
Toby's Business College.....	4-1-0
Trinity.....	34-16-0
Tulane.....	6-7-0
Tulsa.....	2-0-0
UAB.....	7-2-0
UCF.....	3-3-0
UC Irvine	1-2-0
UCLA	2-4-0
UC Santa Barbara.....	4-2-0
UNC Wilmington.....	2-2-0
Union College.....	1-0-0
UNLV.....	37-14-0
USF.....	9-5-0
UT Rio Grande Valley (UT Pan American)	49-13-1
Utah.....	29-7-0
Vanderbilt	1-2-0
Virginia.....	1-1-0
Vermont.....	3-0-0
Waco (Texas League).....	3-11-0
Washington State.....	1-2-0
West Virginia	14-4-0
Western Kentucky.....	1-0-0
Wichita State.....	10-8-0
Wisconsin-Eau Claire.....	2-0-0
Wright State.....	3-1-0
Youngstown State.....	1-0-0

POSTSEASON CONFERENCE HONORS

SWC ALL-CONFERENCE HONORS

1923	Fred Scott, P
1924	Fred Lovvorn, UT; Lawrence Tankersly, C
1925	Harold Cason, P; Raymond (Bear) Wolf, 1B
1926	Raymond (Bear) Wolf, 1B
1927	Harold Cason, P
1931	John Hirstine, 1B; Percy Williams, C
1932	Herbert Dennis, C; J.W. Hinton, OF
1933	Pat Donovan, OF; Slim Kinzy, P
1934	Pat Donovan, OF; Slim Kinzy, P
1935	Sammy Baugh, 2B; Dan Harston, OF; Jimmy Jacks, 1B
1936	Sammy Baugh, 3B
1937	L.D. Meyer, 2B
1945	James Conrad, P; Harry Mullins, C
1948	Jim Busby, OF
1949	Jim Nolan, 3B
1950	Norris Graves, P; Bill Looney, C
1951	Norris Graves, P; Bill Looney, C
1952	Norris Graves, P
1954	Tommy Hill, P; Les Mattinson, OF
1955	Les Mattinson, OF
1956	Bob McDaniel, P; Al Paschal, SS Charles Quick, 2B; Carl Warwick, OF; Bob White, OF
1957	Charles Quick, 2B; Carl Warwick, OF
1958	George Banda, UT; Hunter Enis, 1B
1959	Charles Franklin, 2B; Marshall Harris, OF
1960	Doug Moore, C
1961	Cliff Justice, OF
1962	Bob Bigley, OF
1963	Bob Bigley, OF; Lance Brown, P; Bill McAdams, 2B; Jay Walrath, OF
1964	Jay Walrath, OF
1965	Ronnie McClain, UT
1966	Parke Davidson, SS; Jimmy Duffy, 2B Tommy Gramly, P; Richard Hooper, UT; Mickey Yates, OF
1967	Parke Davidson, SS; Mickey McCarty, P; Abby Stratton, UT; Mickey Yates, OF
1968	Bill Ferguson, C; Chuck Machemehl, P Mickey McCarty, P; Jeff Newman, 2B; Dick Turner, UT
1969	Bill Ferguson, C; Dick Gage, OF Jeff Newman 3B; Larry Peel, 1B; Roger Williams, OF
1970	Glenn Monroe, SS
1971	Glenn Monroe, SS
1972	Don Bodenhammer, 3B; Frank Johnstone, P; Jim Torres, C
1973	Don Bodenhammer, 3B; Tom Butler, SS; Phil Turner, 2B
1974	Tommy Crain, 1B; Phil Turner, 2B
1976	Gene Burton, DH; Danny Twardowski, 2B
1977	Danny Rossellini, C
1978	Steve Houk, OF
1980	Randy Rodriguez, P
1981	Trey Brooks, 2B
1984	Mike Ramsey, DH
1985	Mike Ramsey, DH
1986	Fred Benavides, SS
1987	Lew Williams, OF
1988	Tim Mauser, P; Paul Gonzalez, OF
1989	Tom Hardgrove, 1B
1990	Paul Gonzalez, OF; Scott Malone, UT
1991	Travis Barr, P; Scott Malone, OF; Chris Thomsen, 1B
1992	Craig Farmer, P; Beto Garza-Gongora, UT; Scott Malone, 1B
1994	Clay Caruthers, P; Shannon Coulter, SS; Beto Garza-Gongora, OF; Tim Grieve, P; Jason McClure, DH; Adam Roson, 1B; Reid Ryan, P; Darren Tawwater, 1B
1995	Scott Atchison, P
1996	Scott Atchison, P; Ryan Dunn, OF; Royce Huffman, DH; Jeff McCurdy, OF



POSTSEASON CONFERENCE HONORS

WAC ALL-CONFERENCE HONORS

1997	Chris Connally, OF
1998	Chris Connally, OF; Royce Huffman, 3B Sam Lunsford, 3B; Jeff Shaddix, P
1999	Royce Huffman, 3B; Mark Silva, C Scott Atchison, P; (2nd team) Cade Harris, DH
2000	Mark Hamilton, 1B; (2nd team) Tom Bates, OF
2001	Tom Bates, OF; Chris Bradshaw, SP Stan Newton, RP; (2nd team) Jason Price, C Erick Macha, SS; Mike Settle, 3B Terry Trofholz, OF; Rudy Ontiveros, UT

C-USA ALL-CONFERENCE HONORS

2002	Terry Trofholz, OF; (2nd team) Clayton Jerome, P Chris Meeks, OF; Walter Olmstead, 1B
2003	Mike Settle, 3B; Chris Neuman, DH Clayton Jerome, P; (2nd team) Jake Duncan, OF
2004	(2nd Team) Shelby Ford, IF; Clayton Jerome, SP Chad Huffman, OF; Robbie Findlay, RP
2005	(1st Team) Shelby Ford, IF; Lance Broadway, SP (2nd team) Chad Huffman, IF

C-USA ALL-FRESHMAN TEAM

2004	Chad Huffman, Shelby Ford, German Duran
2005	Andrew Walker, Matt McGuirk

BIG 12 ALL-NEWCOMER TEAM

2013	Riley Ferrell, Boomer White, Alex Young
2014	Tyler Alexander
2015	Evan Skoug, Connor Wanhanen
2016	Luken Baker, Durbin Feltman, Dalton Horton, Josh Watson
2017	Nick Lodolo

MWC ALL-CONFERENCE HONORS

2006	Andrew Walker, C; Chad Huffman, 1B Austin Adams, OF; Jake Arrieta, P; Sam Demel, RP (2nd Team) Matt Carpenter, 3B; Bryan Kervin, SS
2007	Andrew Walker, C; Bryan Kervin, SS Clint Arnold, OF; Austin Adams, OF Jake Arrieta, P; Sam Demel, P (2nd Team) Matt Vern, 1B; Keith Conlon, OF Steven Trout, 3B; Chance Corgan, P; Chris Johnson, P
2008	Bryan Holaday, C; Ben Carruthers, 2B Clint Arnold, OF; Tyler Lockwood, P; Andrew Cashner, P; (2nd Team) Matt Carpenter, 3B; Chris Ellington, OF; Sean Hoelscher, P
2009	Matt Vern, 1B; Trent Appleby, P (2nd Team) Bryan Holaday, C; Taylor Featherston, SS Matt Carpenter, 3B; Chris Ellington, OF; Taylor Cragin, P
2010	Bryan Holaday, C; Matt Curry, 1B; Jerome Pena, 2B; Taylor Featherston, SS; Jason Coats OF; Brance Rivera OF; Matt Purke, P; Steven Maxwell, P; Tyler Lockwood, P; (2nd Team) Kyle Winkler, P
2011	Taylor Featherston, SS; Jantzen Witte, 3B; Kyle Winkler, P; Jerome Pena, 2B; Jason Coats, OF; (2nd Team) Josh Elander, C; Brance Rivera, OF; Steven Maxwell, P; Stefan Crichton, P; Trent Appleby, P
2012	Jason Coats, OF; Preston Morrison, P; Andrew Mitchell, P; (2nd Team) Jantzen Witte, 3B; Kevin Allen, P; Kyle Von Tungeln, OF

BIG 12 ALL-CONFERENCE HONORS

2013	Preston Morrison, P; (2nd Team) Alex Young, RP Jantzen Witte, 3B; (HM) Boomer White, OF; Brandon Finnegan P, Paul Hendrix 2B
2014	Preston Morrison, P; Riley Ferrell, RP; Boomer White, OF; Brandon Finnegan, P; (2nd) Kevin Cron, 1B; Derek Odell, 3B; Tyler Alexander, RP; (HM) Kyle Back, C; Garrett Crain, 2B; Dylan Fitzgerald, OF; Cody Jones, OF; Keaton Jones SS
2015	Preston Morrison, P; Alex Young, P; Riley Ferrell, RP; Cody Jones, OF; Connor Wanhanen (UT); (2nd) Keaton Jones, SS; (HM) Tyler Alexander, P; Nolan Brown, OF; Jeremie Fagnan, 1B; Derek Odell, 3B; Evan Skoug, C; Dane Steinhagen, OF; Trey Teakell, RP; Mitchell Traver, P
2016	Luken Baker, DH/UT; Elliott Barzilli, 3B; (2nd) Evan Skoug, C Cam Warner, 2B; Dane Steinhagen, OF; Dalton Horton, P; (HM) Durbin Feltman, P; Jared Janczak, P; Austen Wade, OF; Josh Watson (OF)
2017	Evan Skoug, C; Cam Warner, 2B; Austen Wade, OF; Jared Janczak, P; (2nd) Luken Baker, 1B; Nolan Brown (OF), Sean Wymer, RP; Nick Lodolo, P; (HM) Brian Howard, P; Durbin Feltman, P



ALL-TOURNAMENT TEAMS

ALL-SWC TOURNAMENT

1991	Chris Thomsen, 1B; Mike Macko, 2B Rick Hinojosa, SS; Kelly Johns, P; Jared Shope, P
1994	Kerby Smith, 3B

ALL-WAC TOURNAMENT

1998	Chris Connally, OF
1999	Marshall Wilson, OF; Erick Macha, 2B, Royce Huffman, 3B

ALL-CONFERENCE USA TOURNAMENT

2004	Bo Cogbill, IF; Chris Neuman, IF; Chad Huffman, OF; Austin Adams, OF (MVP); Ryan Weems, P; Clayton Jerome, P; Eugene Espineli, P
2005	Keith Conlon, OF; Chad Huffman, IF; Sam Demel, P; Lance Broadway, P

ALL-MWC TOURNAMENT

2006	Brad Furnish, P; Andrew Walker, C; Steven Trout, DH; Ryan Pack, OF; Chad Huffman, 1B (MVP)
2007	Keith Conlon, OF; Clint Arnold, OF Tyler Lockwood, P; Austin Adams, OF (MVP)
2008	Bryan Kervin, SS; Matt Vern, 1B; Andrew Cashner, RP; Clint Arnold, OF (MVP)
2009	Kyle Winkler, P
2010	Bryan Holaday, C (MVP); Taylor Featherston, SS; Matt Purke, P; Kyle Winkler, P
2011	Josh Elander, C; Kyle Von Tungeln, OF; Jantzen Witte, 3B
2012	Derek Odell, 2B; Kevin Cron, 1B; Jerrick Suiter, OF

ALL-BIG 12 TOURNAMENT

2013	Trevor Seidenberger, P
2014	Garrett Crain, 2B; Cody Jones, OF; Tyler Alexander, P Preston Morrison, P; Jordan Kipper, P; Jerrick Suiter, DH (MVP)
2016	Evan Skoug, C; Cam Warner, 2B; Elliott Barzilli, 3B Josh Watson, OF; Brian Howard, P; Luken Baker (MVP)
2017	Elliott Barzilli, 3B; Brian Howard, P

NCAA REGIONAL ALL-TOURNAMENT

2004 (Austin)	Shelby Ford, SS
2005 (Waco)	Bo Cogbill, IF; Lance Broadway, P
2007 (Houston)	Steven Trout, 3B; Austin Adams, OF
2008 (Stillwater)	Matt Vern, 1B
2009 (Fort Worth)	Matt Vern, 1B; Taylor Featherston, SS; Chris Ellington, OF; Kyle Winkler, P; Jason Coats, OF (MOP)
2010 (Fort Worth)	Jerome Pena, 2B; Jantzen Witte, 3B; Joe Weik, DH; Aaron Schultz, OF; Jason Coats, OF; Taylor Featherston, SS (MOP); Steven Maxwell, P
2011 (Fort Worth)	Jerome Pena, 2B; Jantzen Witte 3B
2012 (College Station)	Josh Elander, C; Kevin Cron, 1B; Derek Odell, 2B; Kyle Von Tungeln, OF; Jerrick Suiter, OF Stefan Crichton, P; Justin Scharf, P (MOP)
2014 (Fort Worth)	Garrett Crain, 2B; Brandon Finnegan, P; Trey Teakell, P; Boomer White (MOP)
2015 (Fort Worth)	Evan Skoug, C; Garrett Crain, 2B; Derek Odell, 3B; Cody Jones, OF; Nolan Brown, OF; Tyler Alexander, P; Preston Morrison, P
2016 (Fort Worth)	Ryan Merrill, SS; Elliott Barzilli, 3B; Austen Wade, OF; Luken Baker, DH; Brian Howard, P; Cam Warner, 2B (MOP)

ALL-COLLEGE WORLD SERIES

2010	Bryan Holaday, C; Taylor Featherston, SS; Matt Purke, P
2014	Kevin Cron, 1B
2015	Connor Wanhanen, DH
2016	Luken Baker, DH; Ryan Merrill SS

TCU POSTSEASON HONORS

INDIVIDUAL HONORS

FRESHMAN ALL-AMERICANS

1996	Royce Huffman, DH
2004	Chad Huffman, OF; Shelby Ford, 3B; German Duran, SS
2005	Matt McGuirk, DH; Andrew Walker, C
2008	Sean Hoelscher, P; Trent Appleby, P
2010	Matt Purke, P; Josh Elander, C/OF
2011	Andrew Mitchell, P; Stefan Crichton, P
2012	Preston Morrison, P; Kevin Cron, IF
2013	Alex Young, P; Boomer White, OF
2014	Tyler Alexander, P
2015	Evan Skoug, C; Connor Wanhanen, DH
2016	Luken Baker, DH/P; Dalton Horton, P; Josh Watson, OF
2017	Nick Lodolo, P

ACADEMIC ALL-AMERICANS

1988	Rob Jones, 1B (2nd)
2012	Josh Elander, C (3rd)

PLAYER OF THE YEAR

1963	Lance Brown (SWC)
1966	Jimmy Duffy (SWC)
1999	Royce Huffman (WAC)
2015	Cody Jones (Big 12)
2017	Evan Skoug (Big 12)

PITCHER OF THE YEAR

2003	Clayton Jerome (C-USA)
2005	Lance Broadway (C-USA)
2006	Jake Arrieta (MWC)
2010	Steven Maxwell (MWC)
2012	Preston Morrison (MWC)
2014	Preston Morrison (Big 12)

FRESHMAN OF THE YEAR

1996	Royce Huffman (SWC)
2004	Chad Huffman (C-USA)
2010	Matt Purke (MWC)
2012	Preston Morrison (MWC)
2015	Connor Wanhanen (Big 12)
2016	Luken Baker (Big 12)

TOURNAMENT MVP

2004	Austin Adams (C-USA)
2006	Chad Huffman (MWC)
2007	Austin Adams (MWC)
2008	Clint Arnold (MWC)
2010	Bryan Holaday (MWC)
2014	Jerrick Suiter (Big 12)
2016	Luken Baker (Big 12)

NCAA REGIONAL MOP

2009	Jason Coats (Fort Worth)
2010	Taylor Featherston (Fort Worth)
2012	Justin Scharf (College Station)
2014	Boomer White (Fort Worth)
2016	Cam Warner (Fort Worth)

ALL-AMERICA HONORS

1921	Pete Donahue, P
1927	Bear Wolf, 1B
1934	Slim Kinzy, P
1948	Jim Busby, CF
1956	Al Paschal, SS
1957	Carl Warwick, OF
1963	Lance Brown, P
1970	Jeff Newman, C
1973	Phil Turner 2B
1974	Frank Johnstone, P
1985	Mike Ramsey, OF
1988	Rob Jones, 1B
1992	Scott Malone, 1B (1st)
1994	Adam Robson, 1B (2nd)
	Darren Tawwater, C (3rd)
	Tim Grieve, P (3rd)
1998	Royce Huffman, 3B (2nd)
1999	Royce Huffman, 3B (1st)
2002	Terry Troholz, OF (2nd)
2003	Clayton Jerome, P (3rd)
2004	Robbie Findlay, P (HM)
2005	Lance Broadway, P (1st)
2006	Jake Arrieta, P (2nd)
	Chad Huffman, INF (3rd)
2008	Andrew Cashner, P (2nd)
2010	Matt Purke (2nd)
	Bryan Holaday (2nd)
	Steven Maxwell (2nd)
2011	Kyle Winkler (3rd)
2012	Preston Morrison (3rd)
2014	Preston Morrison (2nd)
	Brandon Finnegan (2nd)
	Riley Ferrell (2nd)
2015	Riley Ferrell (1st)
	Cody Jones (2nd)
	Preston Morrison (2nd)
	Alex Young (2nd)
2016	Luken Baker (2nd)
2017	Evan Skoug (1st)
	Jared Janczak (2nd)

NATIONAL HONORS



Bryan Holaday
2010 Johnny Bench Award Winner



Matt Purke
2010 National Freshman of the Year

HORNED FROGS IN THE PROS

The TCU Baseball Draft Notebook:

- Under Head Coach Jim Schlossnagle, the Horned Frogs have seen 70 players drafted by 26 different teams over the last 13 years.
- In 2005, Lance Broadway became the highest draft pick in TCU baseball history when he was selected with the 15th overall pick by the Chicago White Sox.
- In 2006, the Horned Frogs were one of just three schools to have two players selected in the first 54 picks of the draft.
- In 2007, the Frogs saw four players drafted on day one, again putting them in elite company as only two other schools accomplished that same feat.
- Overall with seven picks in 2007, the Frogs were one of just 24 schools with that many players drafted.
- 2007 also marked the Major League debut of Lance Broadway, the first player in Schlossnagle's tenure to reach the Big Leagues. Eugene Espineli made his Major League debut in 2008.
- In 2008, Andrew Cashner became the second pitcher under Schlossnagle to be drafted in the first round, going 19th overall to the Chicago Cubs.
- In the summer of 2010, four former Horned Frogs made their major league debuts. Andrew Cashner (May 31), Jake Arrieta (June 10), Chad Huffman (June 13) and Sam Demel (June 16) all debuted within three weeks of each other.
- In 2011 and 2015, the Horned Frogs had a school-record eight players drafted.
- Matt Carpenter made history in 2012 as he became the first Horned Frog position player in the Jim Schlossnagle era to earn a spot on the opening day roster (St. Louis Cardinals).
- Catcher Bryan Holaday (Detroit Tigers) made his big league debut on June 6, 2012.
- Brandon Finnegan is the latest Horned Frog to make history. After being drafted 17th overall in 2014, Finnegan made his Major League debut on Sept. 6, 2014. He holds the distinction as the only player to have pitched in the College World Series and the Major League World Series in the same year.
- Taylor Featherston, a rule 5 pick for the Los Angeles Angels of Anaheim, Featherston earned a spot on the Angels' Opening Day roster and made his Big League debut on April 12, 2015.
- The summer of 2016 brought forth two more Big League debuts as the Chicago White Sox called up both Matt Purke and Jason Coats. Purke made his debut on May 20, while Coats made his first MLB appearance on June 4.
- Stefan Crichton was the latest former Frog to join the MLB ranks, making his Baltimore Orioles debut on April 16, 2017.



Matt Carpenter



Jason Coats



Jake Arrieta



Brandon Finnegan

All-Time Draft Picks


Year	Player	Position	Team	Pick	Round
1965	Ronnie Paul	P	Baltimore Orioles	14	278
1966	Tommy Gramly	P	Cleveland Indians	4^	75
	Mickey Yates	OF	Washington Senators	20	386
	Ronnie Paul	P	New York Mets	2^	29
1967	William Ferguson	C	Baltimore Orioles	6^	101
	Parke Davidson	SS	Oakland Athletics	35	650
	Richard Hooper	UT	Cincinnati Reds	36	667
1968	William Ferguson	C	New York Yankees	4^	68
	Bing Bingham	P	Chicago Cubs	7*	112
	Chuck Machemehl	P	Cleveland Indians	12	258
	Mickey McCarty	P	Cleveland Indians	25	559
1969	William Ferguson	C	Los Angeles Dodgers	4*	81
	William Ferguson	C	Cincinnati Reds	2^	38
1970	Jeff Newman	2B	Cleveland Indians	26	608
1971	Roger Williams	OF	Atlanta Braves	25	582
1973	Thomas Butler	SS	Detroit Tigers	15	355
	Don Bodenhamer	2B	Texas Rangers	31	661
1975	Thomas Crain	1B	Texas Rangers	30	645
1980	Trey Brooks	2B	New York Mets	22	546
	Cameron Young	P	Texas Rangers	30	722
1981	Trey Brooks	2B	Chicago Cubs	8	183
	Warren Oliver	SS	Kansas City Royals	11	282
	Greg Moore	P	Toronto Blue Jays	13	316
	Luis Rojas	P	Oakland Athletics	15	378
1984	Mickey Kazmierski	P	San Diego Padres	11	273
1985	Brian Ohnoutka	P	San Francisco Giants	2	30
	Mike Ramsey	OF	Cincinnati Reds	16	396
	Kight Higgins	P	Toronto Blue Jays	19	495
	William Booker	P	Texas Rangers	25	629
	Howard Williams	P	New York Mets	26	672
1986	Ronnie Jackson	C	Texas Rangers	14	345
	Bernie Walker	OF	Cincinnati Reds	14	358
1987	Fred Benavides	SS	Cincinnati Reds	2	50
	Brian Veilleux	P	Oakland Athletics	16	407
1988	Tim Mauser	P	Philadelphia Phillies	3	68
	John Briscoe	P	Oakland Athletics	3	73
1989	Tommy Hardgrove	1B	Philadelphia Phillies	12	300
	Kerry Knox	P	San Diego Padres	18	468
	Scott Thoma	P	Chicago White Sox	20	511
	Leon Clay	OF	New York Mets	39	1022
1990	Paul Gonzalez	OF	San Diego Padres	10	282
1991	Chris Thomson	1B	Oakland Athletics	17	463
1992	Chris Eddy	P	Kansas City Royals	3	78
	Scott Malone	1B	Texas Rangers	9	258
1993	Johnny Cardenas	C	Seattle Mariners	46	1271
1994	Clay Caruthers	P	Cincinnati Reds	5	128
	Reid Ryan	P	Texas Rangers	17	477
	Tim Grieve	P	Kansas City Royals	23	639
	Shannon Coulter	SS	Kansas City Royals	31	863
	Darren Tawwater	C	St. Louis Cardinals	39	1090
1996	Derek Lee	P	Milwaukee Brewers	27	793
	Flint Wallace	P	Oakland Athletics	27	795
	Toby Dollar	P	Los Angeles Dodgers	29	868
1997	Ryan Dunn	OF	Houston Astros	8	250
1998	Ryan Ridenour	P	New York Yankees	7	217
	Jeffrey Shaddix	P	New York Yankees	17	517
	Matt Howe	IF	Oakland Athletics	29	855
	Chris Connally	OF	Chicago Cubs	45	1327
	Scott Atchison	P	Seattle Mariners	49	1424
1999	Royce Huffman	IF	Houston Astros	12	383
2000	Mark Hamilton	OF	Houston Astros	23	697
2001	Eric Macha	SS	Ariz. Diamondbacks	12	368
	Chris Bradshaw	P	Texas Rangers	14	411
	Chad Durham	P	Houston Astros	25	746
2002	Walter Olmstead	1B	Cincinnati Reds	6	165
	Levi Robinson	SS	Baltimore Orioles	34	1006

HORNED FROGS IN THE PROS

2003					
Jake Duncan	OF	Baltimore Orioles	10	284	
Terry Trofholz	OF	Milwaukee Brewers	22	639	
Justin Hatcher	C	Texas Rangers	25	736	
Chris Osentowski	P	Baltimore Orioles	30	884	
Will Lewis	IF	Milwaukee Brewers	32	939	
2004					
Eugene Espineli	P	San Francisco Giants	14	430	
Clayton Jerome	P	Texas Rangers	41	1221	
2005					
Lance Broadway	P	Chicago White Sox	1	15	
Kyle Dahlberg	C	Baltimore Orioles	13	393	
Stuart Musslewite	IF	Baltimore Orioles	24	723	
Shawn Ferguson	P	Baltimore Orioles	36	1083	
2006					
Chad Huffman	OF	San Diego Padres	2	53	
Brad Furnish	P	St. Louis Cardinals	2	54	
Shawn Ferguson	P	Milwaukee Brewers	9	272	
Brent Allar	P	Baltimore Orioles	14	415	
2007					
Sam Demel	P	Oakland Athletics	3	120	
Andrew Walker	C	Pittsburgh Pirates	5	158	Jake
Arrieta	P	Baltimore Orioles	5	159	
Chance Corgan	P	San Francisco Giants	5	164	
Keith Conlon	OF	San Diego Padres	14	447	
Cody Dunbar	P	Toronto Blue Jays	21	655	
Seth Garrison	P	Boston Red Sox	25	774	
2008					
Andrew Cashner	P	Chicago Cubs	1	19	
Seth Garrison	P	Boston Red Sox	23	712	
Bryan Kervin	SS	Toronto Blue Jays	27	819	
2009					
Matt Vern	OF	San Diego Padres	13	384	
Matt Carpenter	IF	St. Louis Cardinals	13	399	
Chris Ellington	OF	Milwaukee Brewers	32	976	
2010					
Bryan Holaday	C	Detroit Tigers	6	193	
Greg Holle	P	Milwaukee Brewers	11	339	
Steven Maxwell	P	Minnesota Twins	12	375	
Matt Curry	IF	Pittsburgh Pirates	16	477	
Tyler Lockwood	P	Boston Red Sox	25	773	
Paul Gerrish	P	Houston Astros	42	1263	
2011					
Matt Purke	P	Washington Nationals	3	96	
Taylor Featherston	IF	Colorado Rockies	5	168	
Kyle Winkler	P	Arizona D'Backs	10	304	
Jason Coats	OF	Baltimore Orioles	12	365	
Erik Miller	P	Cincinnati Reds	31	955	
Steven Maxwell	P	Chicago Cubs	37	1119	
Jerome Pena	IF	Baltimore Orioles	38	1145	
Kaleb Merck	P	Texas Rangers	43	1314	
2012					
Josh Elander	C	Atlanta Braves	6	209	
Kyle Von Tungeln	OF	Colorado Rockies	13	408	
Kevin Allen	P	Kansas City Royals	23	703	
Tyler Duffie	P	Milwaukee Brewers	27	845	
Jason Coats	OF	Chicago White Sox	29	891	
Kaleb Merck	P	Minnesota Twins	33	1000	
2013					
Andrew Mitchell	P	Chicago White Sox	4	123	
Trevor Seidenberger	P	Milwaukee Brewers	12	362	
Paul Hendrix	IF	Cleveland Indians	18	531	
Stefan Crichton	P	Baltimore Orioles	23	699	
Jantzen Witte	IF	Boston Red Sox	24	713	
Nick Frey	P	St. Louis Cardinals	33	995	
2014					
Brandon Finnegan	P	Kansas City Royals	1	17	
Jordan Kipper	P	Los Angeles Angels of Anaheim	9	269	
Kevin Cron	IF	Arizona D'Backs	14	420	
Kyle Bacak	C	Washington Nationals	25	754	
Jerrick Suiter	OF	Pittsburgh Pirates	26	791	
Cody Jones	OF	Cleveland Indians	38	1148	
2015					
Alex Young	P	Arizona D'Backs	2	43	
Tyler Alexander	P	Detroit Tigers	2	65	
Riley Farrell	P	Houston Astros	3	79	
Cody Jones	OF	Kansas City Royals	6	189	
Preston Morrison	P	Chicago Cubs	8	233	
Trey Teakell	P	Detroit Tigers	9	280	
Keaton Jones	IF	Detroit Tigers	15	460	
Mitchell Traver	P	St. Louis Cardinals	28	851	
2016					
Brian Trieglaff	P	New York Yankees	13	398	
Mitchell Traver	P	Cincinnati Reds	17	498	
Brian Howard	P	Houston Astros	17	517	
Rex Hill	P	Kansas City Royals	27	823	
Elliott Barzilli	IF	Houston Astros	29	877	
Preston Guillory	P	Miami Marlins	31	923	
2017					
Austen Wade	OF	Cleveland Indians	5	162	
Evan Skoug	C	Chicago White Sox	7	207	
Brian Howard	P	Oakland Athletics	8	231	
Mitchell Traver	P	Los Angeles Angels of Anaheim	20	595	
Cam Warner	IF	Detroit Tigers	28	845	
Elliott Barzilli	IF	Miami Marlins	32	959	

ALL-TIME MAJOR LEAGUERS

Name	Team(s) (Yrs. In Majors)
Louis Drucke.....	New York Giants (1909-12)
Ona Dodd.....	Pittsburgh Pirates (1912)
Jim Haislip.....	Philadelphia Phillies (1912)
Claude Cooper.....	New York Giants (1913); Philadelphia Phillies (1916-17)
Pete Donohue.....	Cincinnati Reds (1921-30); New York Giants (1930-31)
	Cleveland Indians (1931); Boston Red Sox (1932)
A.S. Douglass.....	Cincinnati Reds (1921, 1925)
Boob Fowler.....	Cincinnati Reds (1923-25); Boston Red Sox (1926)
Leo Tankersley.....	Chicago White Sox (1925)
Bear Wolf.....	Cincinnati Reds (1927)
Tex Carleton.....	Saint Louis Cardinals (1932-34); Chicago Cubs (1935-38); Brooklyn Dodgers (1940)
Slim Kinzy.....	Chicago White Sox (1934)
Dutch Meyer.....	Chicago Cubs (1937); Detroit Tigers (1940-42); Cleveland Indians (1945-46)
Randy Jackson.....	Chicago Cubs (1950-55, 1959); Brooklyn Dodgers (1956-57)
	Los Angeles Dodgers (1958); Cleveland Indians (1958-59)
Jim Busby.....	Chicago White Sox (1950-52, 1955); Washington Senators (1952-55);
	Cleveland Indians (1956-57); Baltimore Orioles (1957-58, 1960-61);
	Boston Red Sox (1959-60); Houston Colt .45's (1962)
Carl Warwick.....	Los Angeles Dodgers (1961); St. Louis Cardinals (1961-62, 1964-65);
	Houston Colt .45's (1962-63); Baltimore Orioles (1965); Chicago Cubs (1966)
Tom Gramly.....	Los Angeles Dodgers (1958); Cleveland Indians (1968)
Chuck Machemehl.....	Cleveland Indians (1971)
Jeff Newman.....	Oakland A's (1976-82); Boston Red Sox (1983-84)
Tim Mauer.....	Philadelphia Phillies (1991, 1993); San Diego Padres (1993-95)
Fred Benavides.....	Cincinnati Reds (1991-92); Colorado Rockies (1993); Montreal Expos (1994)
John Briscoe.....	Oakland Athletics (1991-96)
Chris Eddy.....	Oakland Athletics (1995)
Glenn Dishman.....	San Diego Padres (1995-96); Philadelphia Phillies (1996); Detroit Tigers (1997)
Jeff Zimmerman.....	Texas Rangers (1999-2001)
Scott Atchison.....	Seattle Mariners (2004-06); San Francisco Giants (2007)
	Boston Red Sox (2010-12); New York Mets (2013); Cleveland Indians (2014-15)
Eugene Espineli.....	San Francisco Giants (2008)
Lance Broadway.....	Chicago White Sox (2007-09); NY Mets (2009)
Jake Arrieta.....	Baltimore Orioles (2010-13); Chicago Cubs (2013-17)
Andrew Cashner.....	Chicago Cubs (2010-11); San Diego Padres (2012-16)
	Miami Marlins (2016); Texas Rangers (2017)
Sam Demel.....	Arizona D'Backs (2010-12)
Chad Huffman.....	New York Yankees (2010); Chiba Lotte Marines (2014-15);
	St. Louis Cardinals (2017)
Matt Carpenter.....	St. Louis Cardinals (2011-present)
Bryan Holaday..	Detroit Tigers (2012-16; 17); Texas Rangers (2016); Boston Red Sox (2016)
Brandon Finnegan.....	Kansas City Royals (2014-15); Cincinnati Reds (2015-present)
Taylor Featherston....	Los Angeles Angels of Anaheim (2015); Philadelphia Phillies (2016)
	Tampa Bay Rays (2017)
Jason Coats.....	Chicago White Sox (2016)
Matt Purke.....	Chicago White Sox (2016)
Stefan Crichton.....	Baltimore Orioles (2017)



Bryan Holaday



Matt Purke

ALL-TIME LETTERWINNERS

A-A-A

Adair, Danny	1993-94
Acker, A.S.	1927
Acker, Will	1921
Adams, Austin	2004-07
Adams, Homer	1922-25
Adcock, Dub	1969-70
Aldrich, Ki	1937
Alexander, Clarence	1939
Alexander, Tyler	2014-15
Alford, Bruce	1942
Allar, Andrew	2004
Allar, Brent	2006
Allen, Kevin	2012
Allen, Richard	1940-42
Anderson, Ken	1961-63
Andrews, Blake	1981
Antone, Tejay	2013
Appleby, Trent	2008-11
Arif, Omar	2004-06
Arnold, Clint	2007-08
Arnold, Dale	1978-79
Arrieta, Jake	2006-07
Ashburn, Karl	1926
Ashley, Carlos	1923
Ashwood, Zach	2005-06
Atchison, Scott	1995-99
Atkins, Noble	1931
Ayala, Carlos	1971-72

B-B-B

Bacak, Kyle	2013-14
Bailey, Chris	1976
Baker, Bob	1916-18
Baker, Jeff	1993-94
Baker, Luken	2016-present
Baker, Woody	1948
Balch, Jim	1961-62
Baldwin, Fuzz	1907-10
Balkum, Doug	1956-57
Ballantyne, Bryan	1983-84
Ballew, Alvis	1964-66
Bane, Jaymie	1995
Bane, Jim	1985-88
Banda, George	1958-60
Barger, Boone	1920-21
Barker, Brent	1983-86
Barnard, Gary	1965-67
Barnes, Bill	1950-52
Barnett, James	1947-49
Barr, Travis	1989-91
Barrett, Carlos	1979-82
Barzilli, Elliott	2015-17
Bassler, Snake	1913
Bates, Tom	1998-99, 2001
Baugh, Sammy	1935-37
Baxter, Howard	1931
Baze, Leon	1961-62
Beck, Bill	1947-49
Beck, Connor	2015
Beucder, Reid	1997
Bell, Lenny	1984
Bellows, Terry	1977-78
Benedict, Kenny	1976-77
Benavides, Fred	1985-87
Benjamin, Kenneth	1946-47
Bentancourt, David	1990-91
Berry, Rube	1919-20
Best, Mac	1938-39
Bettison, W.W.	1911
Bierman, Gus	1946
Bigley, Bob	1962-64
Bilderback, Billy	1939-40
Bingham, Bing	1967-68
Bishop, Tom	1948
Blevins, Jon	1986
Bodenhamer, Don	1970-73
Boehmke, Jay	1994-95
Booker, Sam	1984
Borchardt, Jason	1987
Boyd, Jim	1947-50
Boyd, Tommy	1962-63
Boyles, Austin	2017-present
Bradshaw, Chris	1998-01
Bratton, Greg	2000-03
Briscoe, John	1987-88
Brewster, J.W.	1910
Broadway, Lance	2005
Bronstad, William	1949
Brooks, Trey	1978-81
Brown, Charlie	1978-80
Brown, Dalton	2016-present
Brown, E.	1919-20

Brown, Erik	1994-96
Brown, Kelly	1986
Brown, Lance	1963-64
Brown, Nolan	2015-17
Browning, Orien	1949
Broyles, Robert	1974-77
Brumbaugh, Ronnie	1940-41
Bruton, Sumter	1965-66
Buckley, Leo	1928-29
Burnett, Ryan	2015-17
Burton, Gene	1973-76
Busby, Jim	1947-48
Busch, Joe	1945
Bussey, Charles	1912
Bustins, Scott	1910
Butler, Tom	1972-73
Buttell, Jerid	2004-06

C-C-C

Cain, Ryan	1998
Callaman, Steve	1986-89
Campbell, Clark	1912-13
Cantelmi, Frank	1924-26
Cantrell, Speck	1919
Caple, Kyle	1989-91
Carden, Dana	1971-74
Carden, Pat	1971-74
Cardenas, Johnny	1992-93
Carleton, James	1923-25
Carpenter, Gene	1904
Carpenter, Matt	2005-09
Carrell, Howard	1929-31
Carroll, Don	1951-53
Carruth, Aaron	1997
Carruth, Jason	1994
Carruthers, Ben	2006-09
Carson, Hezzie	1923-26
Carson, Lynn	1966-67
Carswell, Horace	1937
Caruthers, Clay	1992-94
Casey, Doyle	1947
Cashner, Andrew	2008
Cason, Sonny	1972-74
Castellano, Connor	2014
Castor, John	1992-93
Cauley, Chris	1985-87
Cenci, Phil	1993
Chalk, Scott	1990-92
Chappell, Ellsworth	1929-31
Chase, Jim	1966, 69-70
Childs, I.B.	1957-59
Chiles, Brown	1946-48
Choate, David	1947-49
Christenberry, Chris	1915-17
Clark, Herman	1924-27
Coats, Jason	2009-12
Cogbill, Bo	2004-05
Cole, Jess	1970-71
Collins, Heath	1995-98
Collinsworth, Tim	2002
Combs, Brian	1979-80
Conlon, Keith	2005-07
Connally, Chris	1997-98
Conrad, Doyle	1952
Conrad, Earl	1945-46
Conway, Charles	1941-42
Cooper, Aubrey	1914-16
Cooper, Claude	1920-23
Cooper, Kyle	1995
Corbett, Ralph	1938
Corgan, Chance	2007
Costas, John	1967-69
Cotham, Bruce	1982
Cottage, Steve	1982-84
Coughlin, Cal	2017-present
Coulter, Shannon	1994
Covert, Rox	1962-64
Cowart, Rusty	1939-41
Cox, Rob Ell	1929-30
Coy, Josh	1998
Crafton, Kenny	1981-84
Cragin, Taylor	2006-09
Crain, Garrett	2014-15
Crain, Tommy	1974-76
Crawford, Bill	1940-41
Crenwelge, Ted	1959-60
Crichton, Stefan	2011-13
Critser, Danny	1983-84
Cron, Kevin	2012-14
Crowder, Justin	2001
Crows, Phil	1958
Crows, J.R.	1945
Cullen, Mike	1987

Curby, Quinn	1913-14
Curry, Matt	2009-10

D-D-D

Dahlberg, Kyle	2002-05
Daniel, Milton	1908-09, 11-12
Daniels, Kevin	2013
Davidson, Parke	1966-67
Davis, Barry	1981-84
Day, Denny	1982-83
Defee, Bill	1965
Deslo, Dylan	2014
Demel, Sam	2005-07
Dennis, Hubert	1932
Deskins, Scott	1986-87
Dishman, Glenn	1992-93
Dobbs, Bobby	1962
Dobson, Joel	1991-93
Dodd, O.A.	1910-11
Doherty, Shawn	1984
Dollar, Toby	1995-96
Donohue, Pete	1920-21
Donovan, Paul	1932-34
Dorsey, Floyd	1928
Doty, Bill	1952-53
Douglass, A.S.	1919-20
Dover, Jeff	1997
Dow, Andy	1984-85
Dowell, Lonnie	1942
Dreschel, Charles	1945
Driggers, Eddie	1966-68
Drucke, Louis	1909
Duckworth, Gene	1974-76
Duckworth, Woodrow	1938-40
Duffey, Jimmy	1965-67
Duffie, Tyler	2011-12
Dulin	1919
Dunbar, Cody	2007
Duncan, Jake	2002-03
Duncan, Zach	2003
Dunn, Ryan	1995-97
Duran, German	2004
Durham, Chad	1999-01
Duvall, Jack	1954
Dyess, Ben	1937-38

E-E-E

Eddins, Ron	1965
Eddy, Chris	1991-92
Edwards, Steve	1964-66
Eissler, Jake	2017-present
Elander, Josh	2010-12
Elkouri, Shaff	2002-03
Ellington, Chris	2008-09
Ellington, Steven	2007-08
Elliott, Bill	1949-51
Ellis, Chris	1989
Enis, Hunter	1957-59
Espineli, Eugene	2004
Estrada, J.J.	2002-05
Ethridge, John	1950-52
Etier, Mark	1981-82
Evans, Travis	2012-15

F-F-F

Fagnan, Jeremie	2014-15
Farish, Dillon	2006-08
Farmer, Craig	1991-94
Farris, Gary	1970
Faulkner, David	1991
Fay, Ted	1968-70
Featherston, Taylor	2009-11
Feltman, Durbin	2016-present
Fender, Dick	1924
Ferguson, Bill	1967-69
Ferguson, Shawn	2005-06
Ferrell, Ken	1974
Ferrell, Riley	2013-15
Fertitta, John	1984
Few, Gary	1972
Findlay, Robbie	2003-04
Finnegan, Brandon	2012-14
Firestone, Brad	1988-91
Fis, Gary	1975-76
Fitzgerald, Dylan	2013-14
Flores, Tommy	1979
Flowers, Craig	1983-84
Flynn, Albert	1929-30
Ford, Don	1952-53
Ford, Shelby	2004-05
Forte, Robert	1938
Fowler, Boob	1920
Fox, Will	2014

Franklin, Charles	1958-60
Franks, Wallace	1948-50
Frazier, Chris	1998-01
Freeman, Jack	1954-56
Frey, Nick	2011-13
Frick, Bill	1952-54
Friemel, Jake	2005
Frizzell, Bonner	1906-08
Fulenwider, Harold	1936
Fullhart, Bill	1946-48
Furnish, Brad	2005-06
Furrow, Donald	2006-07
Fusco, Ralph	1974-75

G-G-G

Gage, Dick	1967-69
Gaines, B.G.	1945
Gallagher	1904-05
Gann, Sam	1920-22
Gardner, Josh	2002
Garner, Eric	1995-96
Garner, Pat	1986
Garrison, Seth	2008
Garza, Eric	2014
Garza-Gongora, Beto	1990-94
George, I.L.	1926
Gerrish, Paul	2008-10
Gilbert, Terry	1977-78
Givens, Eric	2008
Godby, Kirk	1984
Gonzales, Josh	2012-13
Gonzales, Rode	1957-58
Gonzalez, Paul	1988-90
Goodson, Tom	1904
Gottsch, J.J.	1994
Gough, Leroy	1911
Grace, John	1969-72
Grafe, Ryan	2002-03
Gramly, Tommy	1966
Grant, Jimmy	1926-28
Granville, Chris	1989-90
Graves	1905
Graves, Jack	1931-33
Graves, Norris	1951-52
Green, Haylen	2017-present
Grieve, Tim	1992-94
Griffin, Ed	1929
Griffith, Charles	1930
Grimland, Larry	1969-71
Gooch, Drew	2015-16
Groomer, Levi	1999-00
Grost, Sunny	1941
Grubbs, Howard	1928-30
Guillory, Preston	2015-16
Gunter, C.B.	1914

H-H-H

Hagar, Buster	1973-75
Hailey, Bob	1965
Haire, Jack	1919-20
Haislip, J.C.	1911
Hale, Shadie	1917-18
Hall, Jerome	1968-70
Hamilton, Mark	1999-00
Hamilton, Mike	1999
Hardgrove, Tom	1989
Hardin, David	1967
Hardin, Gary	1967
Hargrave, David	1988-89
Hargrove, Bo	1979-80
Harper, Monty	1963
Harrelson, Monroe	1945-47
Harris, Cade	1999-01
Harris, Jerry	1960-61
Harris, Marshall	1958-60
Harston, Dan	1933-35
Hatcher, Justin	2002-03
Hawes, Froggie	1917
Hayes, Herbert	1950
Hayes, Ted	1951
Hays, Tim	1979-80
Heinitz, Mark	1979-81
Heiss, Chip	1983-84
Heimby, Les	1975-76
Hendrix, Paul	2013
Hennessey, Travis	2013
Henson, Danny	1982-83
Herrick, John	1982-83
Heslin, Larry	1975
Hesse, Mason	2016-17
Higgins, Kight	1984-85
Hill	1919
Hill, Hunter	1930

Hill, Rex	2016
Hill, Steve	1974-76
Hill, Tommy	1953-55
Hinojosa, Rick	1991-92
Hinton, Grassy	1930-32
Hirstine, John	1931
Hobart, John	1976
Hoelscher, Sean	2008-09
Holaday, Bryan	2008-10
Holland, Don	1953-55
Hollan, Walter	1925
Holle, Greg	2008-10
Holmes, George	1911
Holt, J.W.	1962-64
Honey, Bill	1924
Hooper, Charles	1914
Hooper, Richard	1966-67
Hoosier	1919
Hoover, Herman	1940
Hopkins, Mike	1974
Hopkins, Thomas	1912-13
Horner, Durwood	1938-40
Horner, Mark	1974-76
Horner, Ron	1982-83
Horton, Dalton	2016-17
Hoskins, Boaz	1934-35
Houk, Steve	1976-78
Houser, Phil	1963-84
Howard, Brian	2014-17
Howe, Matt	1996-98
Hudson, Bill	1936
Hudspeth, Doug	1978-79
Huffman, Chad	2004-06
Huffman, Royce	1996-99
Hughes, Mike	1984
Humphreys, Max	1942
Humphreys, Zach	2017-present

I-I-I

Iles, Buddy	1959-61
Ingraham, Austin	2017

J-J-J

Jacks, Jimmy	1933-35
Jackson, Bubba	1985-86
Jackson, Ransom	1945
Jackson, Spencer	2005
Janczak, Jared	2016-present
Jerome, Clayton	2001-04
Johns, Kelly	1991-93
Johnson, Axel	2012-13
Johnson, Brett	2011-13
Johnson, Chris	2007
Johnson, David	1996
Johnson, Rob	1990-92, 94
Johnson, Ryan	2016
Johnstone, Frank	1971-74
Jones, Cody	2013-15
Jones, Freddy	1962-64
Jones, James	1945-46
Jones, Keaton	2012-15
Jones, Kevin	1988-89
Jones, Rob	1986-89
Jordan, Charlie	1956-57
Jordan, Rob	1988-89
Jordan, Zac	2010-12
Joyner, Hubert	1945-46
Justice, Cliff	1960-61

K-K-K

Justice, Mike	1964-65
Kazmierski, Mickey	1983-84
Kelly, Walker	2009-10
Kennard, Darin	1984
Kerr, Blair	1909-10
Kervin, Bryan	2006-08
Key, Harold	1957-58
Key, Joey	1977-80
Kies, Chris	1976-77
King, Charles	2017-present
King, Don	1945
King, Harvey	1950-52
Kinnard, Franklin	1904-05
Kinzy, Slim	1932-34
Kipper, Jordan	2014
Knoerr, Keith	1996-97
Knox, Kerry	1986-89
Knust, Randy	1980-82
Koch, Carl	1948-49
Kramer, Richard	1946-48
Kreder, Teddy	2007
Kruciak, Greg	1976
Kveton, Larry	1962-64

ALL-TIME LETTERWINNERS

L-L-L

Ladusau, Tom.....	1972-73
LaFlair, Jay.....	1997-98
Laidley, Kemp.....	1991-93
Lamar, Chuck.....	1977-78
Lamonica, Tom.....	1909-11
Landestoy, Michael.....	2015-present
Laner, Paul.....	1941
Lassiter, Jim.....	1974-77
Lauritsen, Erik.....	1998
Lawrence, Jimmy.....	1934-36
Lee, Derek.....	1994-97
Lee, Gary.....	1962
Lee, Roger.....	1982
LeFevre, Biff.....	1977-78
Leiss, Chris.....	1979-82
Lester, Darrell.....	1934-35
Levens, Rob.....	1984
Levy, Forrest.....	1923-26
Lewis, Will.....	2002-03
Lindsey, Jack.....	1977-78
Linne, Aubrey.....	1936-37
Livsey.....	1922
Lockwood, Tyler.....	2007-10
Lodolo, Nick.....	2017-present
Loeffler, Scott.....	1987-89
Logan, Warren.....	1933-34
Long, Jeff.....	1981-82
Long, Jim.....	1967-68
Looney, Bill.....	1949-51
Lonney, Don.....	1938-40
Losa, Mike.....	1988-90, 92
Lovorn, Garland.....	1922-25
Lozo, Frank.....	1933-35
Lundeen, Jared.....	2002-03
Lunsford, Sam.....	1995-98
Luttrell, Mike.....	1972-73
Lyde, Frank.....	1957

M-M-M

Macha, Erick.....	1999-01
Macamel, Chuck.....	1967-68
Macicek, Marvin.....	1963-64
Macko, Mike.....	1991-92
Madsen, Aaron.....	1998
Malone, Scott.....	1990-92
Manto, Taldon.....	1934-36
Marion, Mike.....	1970
Mariz, Steve.....	1980-81
Marshall, Eric.....	2008-10
Marshall, Jonathan.....	2001-02
Mathes, Ed.....	1950-51
Matthews, Don.....	1960
Matthews, Rags.....	1927-28
Mattinson, Les.....	1953-55
Mattson, Braden.....	2012
Mausner, Tim.....	1986-88
Maxey, Merlin.....	1962
Maxwell, Steven.....	2007-11
Maxwell, Willie.....	1956-58
Mayfield, Jim.....	1954-55
McAdams, Billy.....	1962-63
McCarty, Mickey.....	1967-68
McCaslin, Steve.....	1986
McClure, Ben.....	1946-49
McClure, Jason.....	1992-95
McCullom, Joe.....	1912
McCurdy, Jeff.....	1995-96
McDaniel, Bob.....	1954-56
McDaniel, Chili.....	1920-22
McElroy, Pat.....	1972-73
McFarland, Billie.....	1911-12
McGough, Tim.....	2004-05
McGuirk, Matt.....	2005-08
McHenry, Bob.....	1942
McKown.....	1919-22
McKown, Jim.....	1914
McLain, Greg.....	1972
McLain, Ronnie.....	1963-65
McLamore, Eric.....	1999
McNamara, Joe.....	1914-15
Meadows, Jay.....	1985
Means, Ricky.....	1973-75
Medlin, Brett.....	2008-09
Meeks, Chris.....	2002-03
Merck, Kaleb.....	2009-12
Mercurio, Relly.....	2010-11
Merrill, Ryan.....	2016-17
Meyer, David.....	1994-97
Meyer, Dutch.....	1918-21
Meyer, Greg.....	1978-81
Meyer, L.D.....	1935-37
Miles, Eldridge.....	1953-54

Millay, Gavin.....	1993-95
Millender, Donnie.....	1983-84
Miller, Erik.....	2009-11
Miller, Fred.....	1932-33
Miller, Jim.....	1965
Miller, Rex.....	1953
Mills, Gray.....	1962
Mitchell, Andrew.....	2011-13
Mock, Jon.....	1991-93
Mokry, Clint.....	2002-04
Monahan, Rod.....	1969-71
Monroe, Glenn.....	1968-70
Monroe, L.A.....	1942
Montgomery, Vic.....	1935-37
Moody, Jim.....	1980
Mooney, Shaun.....	1977-79
Mooney, Terry.....	1986-89
Moore, Doug.....	1960-61
Moore, Greg.....	1981
Moore, Melbourne.....	1928
Moore, Mike.....	1987-88
Morgan, Johnny.....	1984-85
Morris, Trey.....	2017-present
Morrison, Preston.....	2012-15
Morrison, Wayne.....	1967-69
Morton, Roy.....	1909-11
Moseley, Arthur.....	1938
Moses, Ramon.....	2000-04
Moses, Steve.....	1995-96, 98
Mouldin, Ben.....	1904-05
Mousoudakis, Jimmy.....	1997-99
Mullins, Harry.....	1945-47
Murphy, David.....	1976-77
Musslewhite, Stuart.....	2005
Myers, Wallace.....	1932-34

N-N-N

Neele, Joe.....	1901-04
Neely, Ron.....	1967
Nelson, Greg.....	1984-85
Nelson, John.....	1914-16
Nemecek, Jerry.....	1989
Nesloney, Ryan.....	2002-05
Neuman, Chris.....	2003-04
Newburn, Patrick.....	2001-03
Newman, Jeff.....	1968-70
Newton, Bob.....	1958-60
Newton, Stan.....	1998-01
Nolan, James.....	1947-50
Novey, David.....	1977-80
Nowell, Teddy.....	2011

O-O-O

O'Brien, Davey.....	1937-38
Odell, Derek.....	2012-15
Odle, Jack.....	1939
Odum, Clayton.....	1986-89
Ogilvie.....	1919
Ohnoutka, Brian.....	1983-85
Oliver, Warren.....	1981
Olmstead, Walter.....	2000-02
Olsson, Jon.....	1965-66
O'Neal, Richard.....	1955-56
Ontiveros, Rudy.....	2001
O'Roark, Walter.....	1954
Osentowski, Chris.....	2002-03
Owen, Brad.....	1988-89
Owens, Ed.....	1974-76
Owens, Randy.....	1974-75

P-P-P

Pack, Ryan.....	2005-06
Page, William.....	1998-99
Parker, David.....	1965-66
Parker, Mat.....	1996
Parrish, Lowell.....	1928
Paschal, Al.....	1954-56
Pat, Ronnie.....	1965-66
Peebles, Pat.....	1963-65
Peel, Larry.....	1968-69
Pena, Jerome.....	2010-11
Pennington, Walker.....	2014
Pereira, Eddie.....	1980-81
Perlmann, Joel.....	1982-83
Perme, Tom.....	1953
Perry, Chase.....	2004-07
Peters, Rick.....	1990-91
Peterson, Don.....	1979-80
Perovich, George.....	1952-53
Pharr, Jimmie.....	2008-11
Phillips, Dane.....	1999
Phillips, Ron.....	1965
Phillips, Steve.....	1975

Pierce, Glen.....	1978-79, 81-82
Plumleigh, Charlie.....	1982-83
Plunkett, Zack.....	2015-16
Pokluda, D.J.....	2004
Pollard, Harold.....	1955-58
Powell, Danny.....	1952-53
Price, Jason.....	2000-01
Purke, Matt.....	2010-11

Q-Q-Q

Quick, Charles.....	1955-57
Quiery, J.A.....	2010-11

R-R-R

Rafferty, Brian.....	1985
Ralston, Al.....	2013
Ramsey, Mike.....	1984-85
Randle, E.R.....	1910
Ray, Randy.....	1970-71
Read, Darrell.....	1958-60
Read, Harold.....	1963-64
Reed, Jeff.....	2000, 02
Reynolds, Don.....	1961-63
Reynolds, Phil.....	1960-61
Reynolds, Sammy.....	1963-64
Richardson, Tommy.....	1965-67
Rickard, Rick.....	1968-70
Ridenour, Ryan.....	1998
Ringnald, Scott.....	1979-80
Riordan, Tom.....	1973-76
Rivera, Brance.....	2009-12
Rivera, Rudy.....	2000-01
Roach, Walter.....	1936-37
Roark, Alf.....	1932
Roberts, Darrin.....	1936-38
Robinson, Levi.....	2002
Robson, Adam.....	1993-94
Rockwell, Keith.....	1995
Rodriguez, Randal.....	1979-80
Rogers, Brad.....	1998-00
Rogers, John.....	1955
Rojas, Luis.....	1980-81
Rosellini, Danny.....	1977-78
Rose, Melzer.....	1950-51
Roseborough, Larry.....	1958-60
Rozelle, George.....	1929
Routh, Jim.....	1965-67
Rudis, Mark.....	1991-92
Rutherford, Charles.....	1960
Rutherford, Scott.....	1919-20
Rutledge, James.....	1958-59
Ryan, Reese.....	1996-97
Ryan, Reid.....	1992-94

S-S-S

Saenz, Chris.....	2003-04
Sain, Ed.....	1929-30
Salim, Mike.....	1950-52
Sanders, Bobby.....	1963-64
Scarborough, Mike.....	1998
Scharf, Justin.....	2012-13
Schmidt, Don.....	1960-62
Schmidt, Rick.....	1967
Schmucker, Dave.....	1980
Schultz, Aaron.....	2009-11
Scott, Fred.....	1973-75
Sears, Rene.....	1951
Segarra, Ismael.....	1997-98
Seidenberger, Trevor.....	2013
Selman, J.D.....	1957
Senn, Perry.....	1973-74
Serben, John.....	1962-63
Serviente, Glenn.....	1985-86
Settle, Mike.....	2000-03
Sewell, Gene.....	1917-18
Seybold, Elmer.....	1936
Shaddix, Jeff.....	1997-98
Shafer, Jeff.....	1983-84
Sharp, M.R.....	1986-97
Shaw, Bob.....	1969-71, 73
Shebesta, James.....	1970
Shelburn, David.....	1981-82
Shelley, John.....	1975-78
Shelton, Bob.....	1959-61
Shipes, Chad.....	1990
Shoemaker, Kyle.....	2002-03
Shoemaker, Worth.....	1912-13
Shofner, Jim.....	1956-57
Shope, Jared.....	1989-91
Shoptaw, Britt.....	1989-91
Shotwell, Bennett.....	1959-60
Silva, Mark.....	1996-99
Skelton, Will.....	2005

Skipper, Cecil.....	1960-62
Skoug, Evan.....	2015-17
Smith, Casey.....	1995-96
Smith, Clint.....	1996
Smith, Fred.....	1947-49
Smith, Kerby.....	1994-95
Snapp, E.....	1910
Snow, Paul.....	1939-41
Sorey, Lex.....	1911
Sorrels, Paul.....	1939-41
Sparks, Connie.....	1940
Spencer, Charles.....	1953-55
St. Laurent, Caleb.....	2012
Stamp, Steve.....	1980-81
Stancoff, George.....	1947-48
Standfield, S.....	1910
Stanek, Shawn.....	1993-94
Stanley, Jeff.....	1989
Stanton, Jimmy.....	1933
Stapleton, Jim.....	1952-54
Stark, Stuart.....	1984
Starratt, Kyle.....	2011
Steadman, Oran.....	1928
Steffins.....	1904
Steglich, Corey.....	2006-09
Steinhagen, Dane.....	2015-16
Stell, Otis.....	1931
Stephens, Sean.....	2003-04
Stephens, Wayne.....	1984-85
Stepp, Wade.....	1950-52
Sterling, Charles.....	1965
Stewart, Mike.....	1964-66
Stewart.....	1914
Stone, Steve.....	1985-88
Stratton, Abby.....	1965-67
Strickland, Mark.....	1982-85
Strong, Bill.....	1915
Suiter, Jerrick.....	2012-14
Swaim, Johnny.....	1950-52
Sypert, J.R.....	1987-99

T-T-T

Takahasi, Barry.....	1997
Tankersly, Dennis.....	1939-41
Tankersly, Lawrence.....	1923-25
Tankersly, Paul.....	1937-39
Tankersly, Ralph.....	1939-41
Taylor, Allan.....	1986
Taylor, Ellis.....	1933
Taylor, Gene.....	1926
Taylor, Harry.....	1924-27
Tawwwater, Darren.....	1993-94
Teakell, Trey.....	2012-15
Terry, David.....	1959-61
Thannisch, Lester.....	1911-12
Thoma, Scott.....	1989
Thomas, Nate.....	2004
Thompson, Bart.....	1965
Thompson, Kenny.....	2004
Thompson, Preston.....	1975-78
Tomlin, Reuben.....	1975-78
Thompson, Shawn.....	1997-00
Thomsen, Chris.....	1991
Thorpe, Darren.....	1986, 89-90
Tombrella, David.....	2000-01
Torres, Jimmy.....	1970-73
Trad, Ken.....	1966
Traver, Mitchell.....	2015-17
Treiglauff, Brian.....	2014-16
Trotholz, Terry.....	2001-03
Trout, Steven.....	2006-07
Turner, Dick.....	1968-70
Turner, Gene.....	1927-29
Turner, John.....	1991-93
Turner, Kellus.....	1923-24
Turner, Mike.....	1971-72, 74-75
Turner, Phil.....	1971-74
Twardowski, Danny.....	1975-76
Twardowski, Jimmy.....	1982-83
Tyson, P.L.....	1910

U-U-U

Underwood, Chad.....	2004-05
Utey, Chad.....	1976

V-V-V

Vandervolk, Ross.....	1940-41
Van Hook, Kyle.....	1978-79
Vasseur, Gary.....	1969-71
Vaughn, Hunter.....	1928
Veilleux, Brian.....	1987
VerHagen, Derek.....	2007-09
Vern, Matt.....	2006-09

Vessakosol, Tony.....	1987-88
Von Tungeln, Kyle.....	2010-12

W-W-W

Wade, Austen.....	2015-17
Wagner, Scott.....	1981-82
Wakefield, R.....	1909-10
Walker, Andrew.....	2005-07
Walker, Bernard.....	1985-86
Walker, Buster.....	1928-30
Walker, Elbert.....	1932-34
Walker, Jim.....	1958-60
Walker, Jimmy.....	1964-65
Walker, Val Joe.....	1983
Wallace, Brad.....	1993-96
Wallace, David.....	1996-97
Wallace, Earl.....	1969-71
Wallace, Flint.....	1994-96
Wallin, Horace.....	1928-30
Walls, Willie.....	1935-37
Walrath, Jay.....	1962-64
Walser, Ryan.....	1996-97
Walters, Hubert.....	1945-48
Walters, John.....	1949
Wanhanen, Connor.....	2015-present
Ward, Tricky.....	1923-25
Warner, Cam.....	2016-17
Warwick, Carl.....	1956-57
Washmon, John.....	1924-27
Watkins, Austen.....	2001
Watley, Russell.....	1942
Weems, Ryan.....	2002-04
Weik, Joe.....	2010-11
Wells, Gary.....	1987-88
Wheaton, Mike.....	1979-80
White, Bob.....	1954-56
White, Boomer.....	2013-14
White, Chris.....	2002-05
White, John.....	1953-55
White, Terrance.....	1998
Whitworth, Jeryl.....	1968
Wilkerson, Steve.....	1975-76
Williams, Blackie.....	1926-28
Williams, Dwayne W.....	1985-86
Williams, Evan.....	2015-17
Williams, Garry.....	Honorary
Williams, Jake.....	1928
Williams, Jay.....	1930-31
Williams, Lew.....	1986-87
Williams, Roger.....	1968-71
Williford, Eugene.....	1942
Wilmot, Tony.....	1985-86
Wilson, Brad.....	1976-77
Wilson, Marshall.....	1998-00, 02
Wilson.....	1920
Windegger, Frank.....	1954-56
Wineburg, Ken.....	1956-58
Winkler, Kyle.....	2009-11
Witte, Jantzen.....	2010-13
Wolf, Bear.....	1925-27
Wood, Darren.....	1997
Woodruff, Hunt.....	2006-09
Woods, Clarence.....	1924-26
Wooley, Shaun.....	1999-00
Woolwine, Vance.....	1932
Wooten, Benji.....	1997
Wotham, James.....	1995-98
Wright, Davy.....	2010-13
Wright, Hal.....	1929-31
Wyles, Alan.....	1994-95
Wymer, Sean.....	2016-present

Y-Y-Y

LEGENDS OF TCU

Record By Years			
Yr.	Overall	Conf.	Finish
Coach: Unknown			
1896	4-0-1	—	—
Coach: Alexander Easley (2-4-0)			
1897	2-4-0	—	—
Coach: Unknown			
1898	1-0-0	—	—
1899	1-1-0	—	—
1900	2-0-0	—	—
1901	2-0-0	—	—
1902	0-2-0	—	—
1903	7-3-0	—	—
1904	7-5-0	—	—
1905	10-3-0	—	—
1906	10-3-0	—	—
Coach: Ellis Hardy (57-18-4)			
1907	9-9-0	—	—
1908	20-6-2	—	—
1909	18-2-2	—	—
1910	10-1-0	—	—
Coach: M. Baldwin (8-6-0)			
1911	8-6-0	—	—
Coach: H.W. Lever (13-13-0)			
1912	13-13-0	—	—
Coach: William Nance			
1913	17-5-1	—	—
Coach: F.M. Cahoon			
1914	6-1-0	—	—
Coach: Fred Moore (1-11-0)			
1915	1-11-0	—	—
Coach: E.Y. Freeland (9-7-0)			
1916	9-7-0	—	—
Coach: Unknown			
1917	6-4-0	—	—
1918	9-4-0	—	—
Coach: F.M. Cahoon (27-11-2)			
1919	10-4-0	—	—
1920	11-6-2	—	—
Coach: William Nance (86-28-3)			
1921	20-2-0	—	—
1922	15-0-0	—	—
1923	13-11-0	2-10-0	7th
1924	12-7-0	11-7-0	2nd
1925	9-3-2	9-3-0	2nd
Coach: Dutch Meyer			
1926	14-4-0	8-3-0	3rd
1927	7-13-0	7-13-0	4th
1928	7-13-0	6-12-0	4th
1929	8-12-0	8-12-0	4th
1930	13-5-0	13-5-0	2nd
1931	1-9-1	1-9-1	6th
1932	6-4-0	6-4-0	3rd
1933	9-2-0	9-1-0	1st
1934	8-6-0	6-6-0	3rd
Coach: Raymond Wolf (17-21-1)			
1935	8-11-1	4-7-0	4th
1936	9-10-0	8-7-0	3rd
Coach: Howard Grubbs (15-31-0)			
1937	7-9-0	6-9-0	4th
1938	3-11-0	3-11-0	5th
1939	5-11-0	5-11-0	t-4th
Coach: Walter Roach			
1940	5-10-0	4-10-0	5th
1941	1-14-0	1-14-0	6th
1942	2-13-0	2-12-0	6th
Coach: Dutch Meyer			
1945	7-4-0	7-4-0	2nd
Coach: Walter Roach (96-167-2)			
1946	3-15-0	3-12-0	6th
1947	7-15-0	3-12-0	6th
1948	8-13-0	1-13-0	6th
1949	6-14-0	4-11-0	5th
1950	14-9-0	7-8-0	4th
1951	10-11-0	8-7-0	3rd
1952	13-12-0	8-7-0	3rd
1953	7-15-0	2-11-0	6th

TCU DIAMOND — 1962-2002

The 2002 season marked the end of an era for TCU baseball, as the Horned Frogs said goodbye to one of the most unique college baseball facilities in the country, the TCU Diamond. The diamond opened in the spring of 1962. The Horned Frogs closed their 41st and final season at TCU Diamond with a 6-3 win over UT-Arlington on May 14, 2002.

Located in the heart of the TCU campus and nestled into the leeward side of a hill to the south, the TCU Baseball Diamond was a beautiful and functional facility offering optimum playing and wind conditions. Batters facing opposing pitchers to the east had a little trouble picking up the ball as it came out of the Horned Frogs' version of the "Green Monster," a large concrete retaining wall in center and left center field.

One of the more difficult places for opponents to play, the Frogs owned a record of 867 wins, 605 losses and eight ties overall for a winning percentage of .589 in their 41 years at the historic ballpark. Dressing facilities were located in nearby Amon G. Carter Stadium and bleacher seating accommodated up to 1,500 fans.



The TCU Diamond underwent extensive cosmetic surgery prior to the 1991 season that included \$100,000 in renovations. TCU's old Bermuda grass was replaced by Tiff 14, the same grass used by the Texas Rangers at The Ballpark in Arlington. The infield was leveled and a red brick wall, a la Wrigley Field, was erected from dugout to dugout. The visitor (along the third-base line) and home dugouts were lengthened and deepened, providing ample space and a much improved look. Extended foul poles were added as well as artificial turf in the batting cages.

Home plate was 390 feet from straight center field, 330 feet down the left field line and 320 feet to right field. A 12-foot fence corralled left and right field.

TCU Diamond was the site of some great college baseball action over the years, proven by the fact that 52 players who graced 2001 Major League Baseball rosters had played at the historic ballpark during some point in their amateur careers. Among those major leaguers who played at TCU Diamond are: Jeff Zimmerman

(TCU), Lance Berkman (Rice), Jose Cruz, Jr. (Rice), Chuck Knoblauch (Texas A&M) and Greg Swindell (Texas).

HEAD COACH LANCE BROWN

On June 17, 2003, Lance Brown announced his retirement and the TCU baseball program said goodbye to its mentor of the previous 17 seasons. After four years as a pitching coach at Rice, Brown returned to his alma mater in 1987 to become the school's eighth coach since 1940.

When Brown took over the program, the first step he took was to teach the Horned Frogs how to win consistently. By 1994, Brown had the Frogs doing just that. They not only won consistently, but they did things that had not been done at TCU since Brown had starred as a Horned Frog pitcher in the early 1960s.

En route to a school-record 38 wins in 1994, the Frog diamond men won their first Southwest Conference regular season title since 1972 and first outright crown since 1956. They also received their first NCAA Tournament berth since 1956, where they recorded the school's first tournament win, an 11-3 triumph over Memphis in Stillwater, Okla. The successful season earned Brown Regional Coach of the Year accolades by the American Baseball Coaches Association.

In 1996, Brown reached the first milestone of many in his career. Needing only 26 victories to pass his former coach, Frank Windegger, for career victories, he accomplished the feat April 21, 1996,

with a 14-4 defeat of the Houston Cougars, giving him 299 career victories.

In his final season with the Frogs, Brown led the team to a successful inaugural season in TCU's new Lupton Stadium and Williams-Reilly Field. His team put up a 35-22 record and finished second in the Conference USA standings with a 22-8 conference mark. He also reached two more milestones in his career during the 2003 campaign. With a 5-2 victory over the Houston Cougars on March 29, Brown won his 500th game. He also earned his 200th conference victory on April 11 in a 1-0 win at UAB.



Brown fell 12 games shy of 1,000 games coached and ended his career with a 517-471 (.523) overall record and a 214-225 (.487) conference record. He earned Southwest Conference Coach of the Year honors twice, once in 1991 and again in 1994.

He has watched numerous players prosper under his tutelage. In all, 40 players were drafted in the first-year draft, including Texas Ranger Jeff

Zimmerman, while five others went on to play in the major leagues. Fifty-one of his athletes were named to all-conference teams and seven earned second- or third-team All-American honors.

LEGENDS OF TCU


HEAD COACH FRANK WINDEGGER



Lance Brown stands with his former coach, Frank Windegger, as the No. 30 worn by Windegger is retired.

Former TCU player, coach and athletic director, Frank Windegger is the only Horned Frog to have his baseball jersey retired. Windegger's No. 30, which he wore for 14 years as head coach from 1962-1975, was retired April 28, 1998. The jersey currently hangs in the Heritage Center and in the alumni suite in Lupton Stadium.

During Windegger's 14-year tenure as TCU head coach, the Horned Frogs won four Southwest Conference baseball championships (1963, 1966, 1967, 1972) and finished as runner-up three times (1968, 1969, 1973). The Frogs set a number of school records during their run of success, including a string of 13 consecutive wins in 1963. Along the way, the Frogs won 298 games, lost 166 and tied one for a .641 winning percentage, a mark that still ranks amongst the nation's coaching elite.



Frank Windegger played for the Horned Frogs from 1954-56.

In 1963, just one year after taking over the baseball program, Windegger made history by becoming the youngest coach ever to win a SWC title in any sport with a 12-4 conference mark. In 1972, he was voted the NCAA District VI and SWC Coach of the Year, tying for the league title with a 12-6 mark and an overall 29-13 record.

After leaving the dugout, Windegger served as TCU's Director of Athletics for 23 years. He retired in August 1997.

HEAD COACH DUTCH MEYER

One of the most unique stories in the history of Horned Frog baseball is that of coach Dutch Meyer. A four-year letterman in both baseball and football at TCU, Meyer guided the Frogs' baseball fortunes from 1926 to 1934, during which time he compiled a record of 76-68-1 and captured TCU's first SWC baseball title in 1933.



was drawn back into the baseball coaching ranks in 1956 for a brief two-year stint in the dual roles.

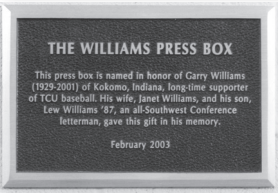
It was during the 1956 season that Meyer led the Horned Frogs to the SWC championship and the school's first appearance in the NCAA baseball tournament.

Meyer finished his career with an overall won-loss mark of 106-83-1 (.558) and a conference record of 92-75-1 (.548).

Meyer served as the Director of Athletics for 13 years before retiring in 1963. TCU lost a legend on Dec. 3, 1982, when he passed away at the age

Meyer took over as the Frogs' head football coach in 1934 and served in that capacity until 1953, although he returned to the diamond in 1945 for one season as the skipper. Meyer was named the Director of Athletics in 1950, but continued to coach until 1954. He of 84.

GARY WILLIAMS



The only honorary letterwinner in TCU baseball history is Garry Williams. A dear friend of the Horned Frog baseball program, he passed away on Dec. 7, 2001.

Through his generosity and relentless efforts, Williams was responsible for many of the improvements that have paved the way for the TCU baseball program, the athletic department and the university's return to national prominence.

One of the many financial contributions made by Williams to Horned Frog baseball was the installation of the scoreboard and flag poles at TCU Diamond. The foul poles now grace the grounds at Lupton Stadium. Williams also contributed many of the old park's upgrades, including new dugouts, backstop, press box and sound system. Additionally, Williams donated the Frogs' media guides and scorecards for many years, making TCU baseball more enjoyable for fans, players and everyone associated with the program.

In honor of Williams' tireless contributions to Horned Frog baseball, the press box at Lupton Stadium bears his name.

Yr.	Overall	Conf.	Finish
1954	12-13-0	8-7-0	3rd
1955	8-13-2	2-13-2	6th
Coach: Dutch Meyer (106-84-1)			
1956	18-8-0	13-2-0	1st
1957	8-4-0	8-4-0	2nd
Coach: Clyde McDowell (27-54-2)			
1958	6-12-0	4-9-0	5th
1959	11-13-0	4-10-0	6th
1960	3-13-2	3-11-0	5th
1961	7-16-0	6-8-0	t-4th
Coach: Frank Windegger (298-168-2)			
1962	12-11-0	6-9-0	4th
1963	21-4-0	12-3-0	t-1st
1964	11-12-0	5-8-0	4th
1965	12-13-0	4-11-0	6th
1966	21-9-1	9-6-0	t-1st
1967	20-9-1	10-5-0	t-1st
1968	20-9-0	13-5-0	2nd
1969	22-8-0	9-6-0	2nd
1970	17-15-0	9-8-0	4th
1971	22-19-0	9-8-0	4th
1972	29-13-0	12-6-0	t-1st
1973	31-12-0	12-7-0	2nd
1974	31-17-0	14-10-0	3rd
1975	29-17-0	12-12-0	3rd
Coach: Roger Williams (22-24-0)			
1976	22-24-0	8-15-0	8th
Coach: Willie Maxwell (148-172-6)			
1977	22-22-1	9-13-1	7th
1978	17-29-1	7-17-0	8th
1979	21-24-0	7-17-0	8th
1980	19-28-2	7-14-0	7th
1981	27-19-0	9-12-0	6th
1982	16-25-2	4-15-1	8th
1983	26-25-0	6-15-0	7th
Coach: Bragg Stockton (91-68-0)			
1984	25-22-0	6-15-0	t-7th
1985	35-17-0	9-12-0	6th
1986	31-29-0	5-16-0	t-7th
Coach: Lance Brown (517-471-0)			
1987	24-35-0	4-17-0	8th
1988	27-32-0	8-13-0	5th
1989	37-22-0	7-14-0	t-6th
1990	27-32-0	4-17-0	8th
1991	34-25-0	10-11-0	t-4th
1992	25-30-0	14-22-0	6th
1993	34-22-0	5-13-0	6th
1994	38-22-0	14-4-0	1st
1995	27-29-0	11-13-0	5th
1996	34-33-0	11-13-0	t-4th
1997	26-27-0	15-15-0	2nd
1998	33-23-0	18-11-0	2nd
1999	32-26-0	19-10-0	2nd
2000	22-34-0	12-18-0	5th
2001	32-28-0	21-15-0	3rd
2002	30-29-0	19-11-0	3rd
2003	35-22-0	22-8-0	2nd
Coach: Jim Schlossnagle (615-272-0)			
2004	39-26-0	19-11-0	4th
2005	41-20-0	20-10-0	t-2nd
2006	39-23-0	17-5-0	1st
2007	48-14-0	20-3-0	1st
2008	44-19-0	19-5-0	1st
2009	40-18-0	15-5-0	1st
2010	54-14-0	19-5-0	1st
2011	43-19-0	20-3-0	1st
2012	40-22-0	18-6-0	t-1st
2013	29-28-0	12-12-0	t-6th
2014	48-18-0	17-7-0	2nd
2015	51-15-0	18-5-0	1st
2016	49-18-0	15-9-0	3rd
2017	50-18-0	16-8	T-1st

Bold indicates regular season conference championships.