

## ENMU INFORMATION

**Name of School:** Eastern New Mexico University  
**Colors:** Green and Silver  
**Location:** Portales, N.M.  
**Founded:** 1934  
**Enrollment:** 5,964  
**School Colors:** Green & Silver  
**Affiliation:** NCAA Division II  
**Conference:** Lone Star  
**President:** Dr. Jeff Elwell  
**Alma Mater:** Southern Illinois University, Ph.D.  
**Interim Athletic Director:** Dr. Jeff Long  
**Alma Mater:** University of Georgia, Ph.D.  
**First Year of Football:** 1934 (82 seasons)  
**All-Time Record (NAIA era included):** 401-400-21  
**NCAA All-Time Record (1984-Pres.):** 179-180-4  
**Stadium:** Greyhound Stadium / Al Whitehead Field  
**Capacity:** 4,000  
**Playing Surface:** Synthetic Turf  
**Head Coach:** Kelley Lee  
**Alma Mater:** Western New Mexico, 2000  
**Record at ENMU:** 15-9 (.625) / 3rd season  
**Career Record:** Same

## Eastern New Mexico 2-1, 0-1 LSC

<b>Last Game</b>	Sept. 21, 2019 in Commerce, Texas Lost to #12 Texas A&M-Commerce, 45-27
<b>Head Coach</b>	Kelley Lee (WNMU, 2000)
<b>ENMU Record</b>	15-9 (third season)
<b>Career Record</b>	Same
<b>Lettermen Returning/Lost</b>	
<b>Offense</b>	13/13
<b>Defense</b>	20/6
<b>Total</b>	33/19
<b>Starters Returning/Lost</b>	
<b>Offense</b>	7/4
<b>Defense</b>	7/4
<b>Total</b>	14/7

## ENMU Football Coaching Staff

Kelley Lee	Head Coach/Offensive Coordinator
Michael Walton	Asst. Head Coach/Defensive Coordinator
Andrew McCraw	Offensive Line/Academic Coordinator
Devante Sims	Cornerbacks / Recruiting Coordinator
Travis Lee	Running Backs
Max Silver	Defensive Line
Eddie Rodriguez	Graduate Assistant/Wide Receivers
Eric Osbourne	Graduate Assistant / Tight Ends
Pecos Fort	Graduate Assistant/Tight Ends
Jesse Diaz	Graduate Assistant / Linebackers
Zach Johnson	Graduate Assistant / Secondary

## Eastern New Mexico Sports Information Ryan Shumaker

Asst. AD for Marketing, Events & Sports Information  
 575.562.4309 (office) • ryan.shumaker@enmu.edu

## WEEK 4

## PORTALES, N.M. (GREYHOUND STADIUM)



### TEXAS A&M-KINGSVILLE JAVELINAS (1-2)

**Head Coach:** Daren Wilkinson (Colorado State, 1997)  
**Record at Kingsville:** 20-28 (3rd season)  
**Career Record:** Same

at



### EASTERN NEW MEXICO GREYHOUNDS (2-1)










**Head Coach:** Kelley Lee (Western New Mexico, 2000)  
**Record at ENMU:** 15-9 (3rd season)  
**Career Record:** Same

Sep. 28, 2019 • 6 p.m. MT • Radio: 105.9 KSEL-FM  
 Portales, N.M. | Greyhound Stadium

## THERE'S NO BETTER HOME THAN HOMECOMING

- Following two straight long road trips against a Colorado Mesa team that was receiving votes in the national polls and a Texas A&M-Commerce team that entered the match-up ranked #12 in the nation, homecoming weekend for the Greyhounds could not come at a better time for head coach Kelley Lee's squad. The Greyhounds will take on a Texas A&M-Kingsville team that has been outscored 79-to-21 by Division II competition so far this season, and will be looking for the program's third straight homecoming victory.
- The Greyhounds have won four straight home games dating back to last season and will look to match the longest home winning streak since the 2014-15 seasons on Saturday night.
- Last week's Lone Star Conference opener against #12 Texas A&M-Commerce saw the Lions jump out to an early 24-6 lead at the halftime break after scoring points on four out of their six drives during the first half. Senior Charles Countee recovered a fumble on the first snap for the Lions in the second half, but a

## 2019 EASTERN NEW MEXICO GREYHOUNDS FOOTBALL SCHEDULE/RESULTS

	Sept. 7	Missouri S&T	W, 35-28
	Sept. 14	at Colorado Mesa	W, 44-37 (OT)
	Sept. 21	at Texas A&M-Commerce	L, 45-27
	Sept. 28	Texas A&M-Kingsville* (Homecoming)	6 p.m. TAMUK leads 24-10
		2018: Hounds pulled out a 31-14 victory over the Javelinas for their first win of the season.	
	Oct. 5	at Midwestern State*	6 p.m. MSU leads 18-6
		2018: Mustangs recovered an onside kick late to hold off a Hounds rally in a 31-23 home loss.	
	Oct. 12	Tarleton State* (Hall of Honors/Family Weekend)	6 p.m. ENMU leads 14-12
		2018: Hounds dropped a 48-28 road decision after facing their fourth ranked opponent in six weeks.	
	Oct. 19	at Western New Mexico* (Chile Bowl)	6 p.m. ENMU leads 41-15-2
		2018: Hounds defeated the Mustangs 55-9 to capture the inaugural Chile Bowl victory.	
	Oct. 26	West Texas A&M* (Wagon Wheel Game)	6 p.m. ENMU leads 17-16
		2018: Hounds shutout Buffs for the first time since 1992 to capture third straight Wagon Wheel trophy.	
	Nov. 2	at UT Permian Basin*	5 p.m. ENMU leads 3-0
		2018: Hounds defeated the Falcons 24-7 to hold third straight opponent to nine points or less.	
	Nov. 9	Angelo State* (Senior Day)	6 p.m. ASU leads 25-17-1
		2018: Rams snapped the Hounds' three-game win streak by a score of 34-17 on the road.	
	Nov. 16	at Western Oregon	2 p.m. ENMU leads 1-0

\* Designates Lone Star Conference game

All time listed are Mountain and subject to change



**KELLEY  
LEE**  
HEAD COACH  
THIRD SEASON

### THE LEE FILE

#### EDUCATION

College: Western New Mexico, 2000 (Bachelors)

#### COACHING EXPERIENCE

**2002-2003** Eastern New Mexico, graduate assistant  
**2006-2007** New Mexico Military Institute, assistant coach  
**2008** Midland College, assistant head coach  
**2009-2011** Valencia High School (NM), head coach  
**2012-2016** Eastern New Mexico, assistant coach  
**2017-Pres.** Eastern New Mexico, head coach

#### THE LEE WORKSHEET

Year	School	Overall Record	Conference Record, Finish
2017	Eastern New Mexico	8-2	6-2, 3rd LSC
2018	Eastern New Mexico	5-6	4-4, 4th LSC
2019	Eastern New Mexico	2-1	0-1
<b>Totals</b>	<b>3 seasons</b>	<b>15-9</b>	<b>10-7</b>
	<b>ENMU 3 seasons</b>	<b>15-9</b>	<b>10-7</b>

#### LEE VS. ALL OPPONENTS

Opponent	Overall W-L	Home W-L	Away W-L	Neutral W-L
Angelo State	1-1	1-0	0-1	0-0
Colorado Mesa	1-1	0-1	1-0	0-0
Midwestern State	0-2	0-2	0-0	0-0
Missouri S&T	1-1	1-0	0-1	0-0
Southwest Baptist	1-0	1-0	0-0	0-0
Tarleton State	1-1	0-0	1-1	0-0
Texas A&M-Commerce	0-3	0-1	0-2	0-0
Texas A&M-Kingsville	2-0	1-0	1-0	0-0
UT Permian Basin	2-0	2-0	0-0	0-0
West Liberty	1-0	0-0	1-0	0-0
West Texas A&M	2-0	0-0	2-0	0-0
Western New Mexico	2-0	1-0	1-0	0-0
Western Oregon	1-0	1-0	0-0	0-0
<b>TOTAL</b>	<b>15-9</b>	<b>8-4</b>	<b>7-5</b>	<b>0-0</b>

2019 Opponents in Bold

three-and-out for Eastern and a 73-yard touchdown strike for the Lions on the ensuing possession moved the score to 31-6 and effectively ended the Hounds chance at the road upset.

- Despite the deficit, Eastern New Mexico continued to fight and scored three touchdowns in the final two quarters to match Texas A&M-Commerce with 21 points scored in the second half.

#### ON THE AIR

- All games will be broadcast on 105.9 KSEL-FM and KSELCountry.com with Donald "Doc" Elder calling the action.
- All games will also be webcast online through the newly launched Lone Star Conference Network.

#### DOUBLE BILL BROTHERS

- Seniors Wyatt Strand and Paul Terry both continued to shoulder the offensive load for Eastern New Mexico last Saturday night, each accumulating more than 100 yards on the ground. Terry has now rushed for 100 yards or more in all three contests this season for the Greyhounds and is tied for third in all of Division II football with 483 yards on the season.
- Strand and Terry enter the fourth week of play ranked ninth and tenth in the LSC with 161.0 and 159.0 yards of total offense per game, the only two players from the same school in the top ten.
- Strand has scored five rushing touchdowns over the past two weeks, four of which have come in the second half and one game-winning touchdown in overtime against Colorado Mesa in week two.

#### SCOUTING THE JAVELINAS

- The Javelinas have been off to a rough start in Daren Wilkinson's third year at the helm, dropping both Division II contests to start the year at home against Saginaw Valley State and Angelo State in weeks one and three. The lone win for the Javelinas came in week two against Division III opponent Sul Ross State. Texas A&M-Kingsville will hit the road for the first time in 2019 on Saturday and have lost four straight games against the Greyhounds in Portales, surrendering an average of 56 points in the last three contests.
- The Hound defense shined in last year's 31-14 win against the Javelinas for Eastern New Mexico on the road, allowing just 229 total yards of offense. Eastern had nine total tackles for a loss while Johnny Smith accumulated 197 total yards of offense and scored two receiving touchdowns.
- The Javelinas accumulated just 296 yards of offense in a 44-7 loss at home against Angelo State last week and have struggled to find a reliable option at quarterback. Cade Dyal and Koy Detmer Jr. have essentially split time at quarterback throughout the first two games with Dyal throwing for 548 yards and three touchdowns in three games of action. Detmer Jr. started all 11 games for the Javelinas last season and accumulated 21 passing touchdowns and two rushing touchdowns.
- The Kingsville defense has held their own yardage rise throughout the year, ranking second in the LSC with 281.0 yards given up per game. Junior Tre'Michael Tutt leads the Javelinas defense with 27 tackles on the season while junior Jacob Clarkson leads the team with three sacks and six tackles for a loss.



**RECORD BREAKDOWN**

Current Streak	Lost 1
Current Home Streak	Won 4
Current Road Streak	Lost 1
Last Win	44-37 (OT), at Colorado Mesa (9/14/19)
Last Home Win	35-28, vs. Missouri S&T (9/7/19)
Last Road Win	44-37 (OT), at Colorado Mesa (9/14/19)
Last Loss	45-27, at Texas A&M-Commerce (9/21/19)
Last Home Loss	31-23, vs. Midwestern State (9/29/18)
Last Road Loss	45-27, at Texas A&M-Commerce (9/21/19)

	In 2019	Under Lee
Overall	2-1	15-9
Home	1-0	8-4
Road	1-1	7-5
Neutral	0-0	0-0

Grass	0-0	1-0
Turf	2-1	14-9

Day	0-0	4-1
Night	2-1	11-8

In August	0-0	1-1
In September	2-1	6-5
In October	0-0	6-1
In November	0-0	2-2
In December	0-0	0-0

Leading after the first quarter	0-0	10-0
Trailing after the first quarter	2-1	4-8
Tied after the first quarter	0-0	1-1

Leading at halftime	1-0	11-0
Trailing at halftime	0-1	2-8
Tied at halftime	1-0	2-1

Leading after the third quarter	2-0	14-0
Trailing after the third quarter	0-1	0-9
Tied after the third quarter	0-0	1-0

Scoring first	2-1	13-2
Opponents score first	0-0	2-7

Largest halftime lead	3	25
Largest halftime deficit	18	31

Score 20 or more points	2-1	14-6
Score 30 or more points	2-0	5-1
Score 40 or more points	1-0	4-1
Opponents score 20 or less	0-0	7-0
Games decided by 3 or less	0-0	3-0
Games decided by 10 or less	2-0	8-2

Rush for 200 yards or more	2-1	14-8
Rush for 300 yards or more	2-0	11-3
Rush for 400 yards or more	2-0	6-1
Pass for 100 yards or more	1-0	3-2
Total 400 yards or more	2-0	8-1
Total 500 yards or more	2-0	4-1

Opp. Rush less than 100 yards	0-1	8-3
Opp. Pass less than 200 yards	0-0	8-2
Opp. Total less than 300 yards	0-0	8-1
Having fewer turnovers	2-0	8-3
Having more turnovers	0-1	5-5
Having same turnovers	0-0	2-0

Leading in time of possession	2-1	14-7
Trailing in time of possession	0-0	1-2

**THIRD DOWN KINGS**

- Eastern New Mexico ranks third in all of Division II football with a third-down conversion percentage of 57.4 percent.
- The Hounds have been particularly effective on third down in the second half of the first three games of the year, picking up the first on 17-of-29 attempts in the second half.
- Despite the quality percentage for the season, Eastern has struggled in the first quarter of the last two games against Colorado Mesa and Texas A&M-Commerce to convert on third downs. The Hounds have converted just 2-of-7 when facing third down over the last two weeks.

**DRIVING LIKE MANIACS**

- Eastern New Mexico has produced multiple stretches of quality offensive football throughout the early stages of the 2019 season and has produced four scoring drives that have spanned 70 yards or more throughout the first three weeks.
- The longest drives of the young season in terms of both yardage and time came last week against Texas A&M-Commerce. The Hounds milked 9:01 off the clock early in the third quarter against the Lions on an 18-play, 83-yard scoring drive and then drove 98 yards on their final possession of the ball game in 15-plays late in the fourth quarter.
- The Greyhounds navigated a 13-play, 56-yard drive on their first possession of the game last week, prohibiting Commerce from getting the ball until 7:50 had already been drained off the clock.

**COUNT ON CHUCK**

- The man known by many as Charles "Chuck" Countee picked up the first fumble recovery of his four-year career as a Greyhound and has now been responsible for six turnovers in a Greyhound uniform.
- Countee has appeared in 36 total games throughout his career and is currently second on the team with 20 tackles after recording nine last week against Texas A&M-Commerce.
- Countee is a two-time All-LSC Honorable Mention performer and ranks third since 1998 with 34 passes defended for his career.

**WALK AWAY WITH THE BALL**

- Safety Vicen'te Walker has now recorded two interceptions on the season, both of which have come inside the Greyhound's own ten-yard line. Walker put an end to the Lion's opening offensive possession last week, picking off a Miklo Smalls' pass at the Eastern New Mexico two-yard line.
- The Augusta, Ga. product sealed the week one victory for the Hounds against Missouri S&T with an interception at the Greyhound nine-yard line with just over two minutes remaining in the game.
- Walker is currently third on the team with 19 total tackles and second on the team with 11 solo tackles on the year.

**THE UNWRITTEN HEROES**

- Eastern New Mexico continues to lead all of Division II football with 398.3 yards per game and is tied for second with 11 rushing scores through the first three games. Not enough can be said about the development and production of the offensive line unit over the course of the offseason and into the first three weeks of the season under offensive line coach and running game





**AFCA TOP 25 POLL****2019 WEEK TWO RANKINGS**

1	Valdosta State (31)	3-0	797	1
2	Ferris State (1)	3-0	764	2
3	Minnesota State	3-0	723	3
4	Tarleton State (1)	3-0	701	4
5	Notre Dame (Ohio)	3-0	636	5
6	Ouachita Baptist	3-0	631	6
7	Northwest Missouri State (1)	3-0	617	7
8	Lenoir-Rhyne	3-0	561	8
9	Grand Valley State	3-0	542	10
10	Slippery Rock	3-0	481	11
11	Texas A&M-Commerce	2-0	468	12
12	Indianapolis	3-0	434	14
13	Minnesota Duluth	3-0	418	13
14	Colorado School of Mines	3-0	408	17
15	Midwestern State	3-0	364	16
16	West Chester	3-0	298	18
17	Wingate	3-0	280	19
T-18	Pittsburg State	3-0	221	22
T-18	Central Missouri	3-0	221	21
20	CSU-Pueblo	2-1	185	9
21	Indiana (Pa.)	3-0	158	24
22	Harding	2-1	137	23
23	Bowie State	3-0	104	25
24	West Alabama	2-1	55	20
25	Saginaw Valley State	3-0	53	NR

Dropped Out: West Georgia (25)

Others Receiving Votes: Kutztown (Pa.), 30; West Georgia, 27; Henderson St. (Ark.), 23; Angelo St. (Texas), 15; Truman St. (Mo.), 11; California (Pa.), 6; Virginia Union, 6; West Florida, 6; West Texas A&M, 6; Delta St. (Miss.), 4; Albany St. (Ga.), 2; Missouri S&T, 2; St. Cloud State (Minn.), 2; Shepherd (W.Va.), 2; Urbana (Ohio), 1.

**ENMU vs. Top-25 under Kelley Lee (1-6)**

2017 (1-2)

Opponent	ENMU Rank	Results
#18 Southwest Baptist	NR	W, 23-21
#3 Texas A&M-Commerce	NR	L, 22-51
#4 Midwestern State	#20	L, 43-56

2018 (0-4)

Opponent	ENMU Rank	Results
#25 Colorado Mesa	NR	L, 21-34
#1 Texas A&M-Commerce	NR	L, 11-21
#5 Midwestern State	NR	L, 23-31
#21 Tarleton State	NR	L, 28-48

2019 (0-1)

Opponent	ENMU Rank	Results
#12 Texas A&M-Commerce	RV	L, 45-27

\*Rankings are that week's AFCA Rankings

coordinator Andrew McCraw. A large portion of that success can be credited to multi-year starter Isaiah Callahan, who will be starting the 24th game of his career on Saturday night. Callahan was voted All-LSC Honorable Mention for his performance last season.

- The other major factors in the offensive line's success early this season has been the physicality of starting guards Bailey Adair and Vili Fisiiahi. Both players have brought a whole new level of strength to the unit and have been vital in the inside running success of fullback Paul Terry.

- Senior Braeden Loftus-Fox has been at the heart of the unit all three games this season at the center position and has been instrumental along with Strand in captaining the nation's most prolific rushing attack.

**ITS ALL ACADEMIC**

- On top of being one of the top performing schools in the conference, the Eastern New Mexico football team has been the top program in the Lone Star Conference academically, posting the highest GPA of all football programs in the league in five of the last six years.

- The Hounds placed the most athletes out of all the programs in the Lone Star on the Commissioner's Honor Roll for the spring semester with 35 members making the list.

**HOUNDS FOOTBALL HISTORY**

- In the 82 seasons of ENMU Football, the Hounds have compiled a 401-200-21 record in 819 total games.

- Since joining the NCAA in 1984, the Hounds have a 179-180-4 record in 359 total games

- The Hounds have won eight or more games nine times in program history and have posted 25 seasons of seven or more wins.

- ENMU has won a school-record nine games two times (1957 & 1987).

- Since joining the NCAA in 1984, ENMU has won seven or more games in 11 seasons and posted six seasons of eight or more wins, with the most recent coming in 2017.

- ENMU has won or shared two LSC Championships in school history with the last coming in 2013.

**THE HOUNDS ON THE ROAD**

- Eastern New Mexico is 7-6 in road games in Lee's tenure, including two wins against LSC rival West Texas A&M.

- Since 2015, the Hounds are 13-11 when playing in true road games and 0-3 in neutral site games in that span.

**UNDER LEE**

- Eastern New Mexico head coach Kelley Lee has a record of 15-9 during the Lee era.

- Through two seasons, Lee holds a perfect 3-0 record in trophy games. Last season, the Hounds won the inaugural Chile Bowl game at home against Western New Mexico by a score of 55-9.

The Hounds followed it up with their third straight Wagon Wheel game win over West Texas A&M, pitching a 28-0 shutout over the



# 2019 ENMU FOOTBALL TWO-DEEP

## Offensive

LT	74- Isaiah Callahan	R/Sr.	6-3	275
	68- James Alles	Jr.	6-2	285
LG	77 - Bailey Adair	R/So.	6-0	285
	62- Cormac Fish	R/Fr.	6-0	275
C	66- Braeden Lofus-Fox	Sr.	6-4	310
	69- Denver Pomale	R/So.	6-2	265
RG	64- Vili Fisiiahi	Jr.	6-1	285
	78- Sam Piotroschke	R/Fr.	6-6	300
RT	51- Aseli Finau	R/So.	6-2	255
	52- Hunter St. John	R/Fr.	6-3	250
TE	81- Tyler Lynch	R/Sr.	6-2	240
	83 - Alexes Aguilar	Fr.	6-5	255
WR	4 - Zachery Fields	Jr.	6-4	200
	82- James Lopez II	R/Fr.	6-0	190
WR	9- Justin Manyweather	Jr.	5-9	175
	84- Kerrion Ringo	Jr.	6-2	200
SLOT	2- Johnny Smith	R/Sr.	5-10	175
	17- Tyreick Branch	R/So.	6-1	185
SLOT	5- Darryl Wiggins	Sr.	5-10	205
	34- Matthew Askew-Betts	R/So.	5-10	200
FB	6- Paul Terry	Sr.	5-9	200
	25- Sultaan Sullivan	Jr.	5-11	215
QB	16- Wyatt Strand	R/Sr.	6-1	200
	10- Rashad Carter	Fr.	6-2	205

## Defensive

DT	99- Jamar Claibourn	Sr.	6-3	300
	94 - Rakeem Hatchett	R/Jr.	6-1	290
DT	97- Rapi Sotoa	R/So.	6-1	290
	32- Daniel Garces	Sr.	6-4	240
DE	12- Quincy Arceneaux	R/Jr.	6-4	225
	88 - Xavier Jackson	Sr.	6-4	220
DE	14- Roope Henry	R/Jr.	6-4	210
	44- Mazin Richards	Fr.	6-2	230
LB	40- Noah Sweitzer	R/Jr.	6-1	225
	33- Emilio Rodriguez	Sr.	6-0	205
LB	18- Lamontre Huval	Jr.	6-2	215
	7- Lawrence Hall	R/Sr.	6-2	225
SS	23- Vicen'te Walker	Jr.	6-0	190
	24- Connor Sosa	R/Jr.	6-1	195
CB	11- Charles Countee	R/Sr.	5-8	185
	27- Davon Conyers	R/Sr.	6-2	195
CB	22- Ryan Moore	R/So.	6-0	175
	19- Malik Goss	So.	5-9	180
NICKEL	8- Dejohn Burns	R/Sr.	5-10	180
	21- Deon Lee	Sr.	6-1	205
FS	20- Ricky Barfield	Sr.	6-1	190
	29- Colby Russ	So.	6-1	195

## Specialist

LS	14- Roope Henry	R/Jr.	6-4	210
P	86- Tyler Vargas	Sr.	5-10	185
Mexico				
K	86- Tyler Vargas	Sr.	5-10	185
KR	15- Dexter Carter	So.	5-10	195
	2- Johnny Smith	R/Sr.	5-10	175
PR	9- Justin Manyweather	Jr.	5-9	175

Clovis, N.M. / Clovis HS  
 Long Island, N.Y. / Santa Monica College  
 Gatesville, Texas / Gatesville HS  
 Midland, Texas / Midland Lee HS  
 West Jordan, Utah / Phoenix College  
 Harbor City, Calif. / Narbonne HS  
 Honolulu, Hawaii / Fresno City College  
 Fort Collins, Colo. / Fort Collins HS  
 Anchorage, Alaska / Soldotna HS  
 Colvis, N.M. / Clovis HS  
 Higley, Ariz. / Williams Field HS  
 Belen, N.M. / Belen HS  
 Ontario, Calif. / Chaffey College  
 Albuquerque, N.M. / Valley HS  
 Fullerton, Calif. / Fullerton College  
 Evansville, Ill. / College of the Desert  
 El Paso, Texas / Andress HS  
 Amarillo, Texas / Palo Duro HS  
 Albuquerque, N.M. / New Mexico Military Institute  
 Clovis, N.M. / Garden City JC  
 Canyon, Texas / Randall HS  
 Pasadena, Calif. / Pasadena City College  
 Logan, N.M. / Logan HS  
 Leander, Texas / Leander HS

Sacramento, Calif. / Feather River College  
 Lubbock, Texas / Estacado HS  
 Anchorage, Alaska / West Anchorage HS  
 Matthews, N.C. / Ball State  
 Lafayette, La. / El Camino College  
 Jacksonville, Fla. / Hutchinson Community College  
 Rio Rancho, N.M. / Rio Rancho HS  
 Burleson, Texas / Centennial HS  
 Albuquerque, N.M. / West Texas A&M  
 Buckeye, Ariz. / Phoenix College  
 Breau Ridge, La. / Northeastern Oklahoma  
 Sacramento, Calif. / American River College  
 Augusta, Ga. / Eastern Arizona College  
 Denair, Calif. / Pasadena City College  
 Albuquerque, N.M. / Manzano HS  
 St. Petersburg, Fla. / St. Petersburg HS  
 Albuquerque, NM / Manzano HS  
 Ponomo, Calif. / Chadron State  
 Amarillo, Texas / Palo Duro HS  
 Phoenix, Ariz. / Phoenix College  
 St. Louis, Mo. / Southwestern College  
 Amarillo, Texas / Randall HS

Albuquerque, N.M. / Cleveland HS  
 San Diego, Calif. / Western New

San Diego, Calif. / Western New Mexico  
 Glendale, Ariz. / Glendale Community College  
 El Paso, Texas / Andress HS  
 Fullerton, Calif. / Fullerton College



# 2019 EASTERN NEW MEXICO FOOTBALL ROSTER

#	Name	Pos.	Ht.	Wt.	Cl.	Hometown/Previous School
2	Johnny Smith	RB	5-10	175	R-Sr.	El Paso, Texas / Andress HS
3	Jake Deatherage	QB	6-3	195	Fr.	Albuquerque, N.M. / Volcano Vista HS
4	Zachery Fields	WR	6-4	200	Jr.	Ontario, Calif. / Chaffey College
5	Darryl Wiggins	RB	5-10	206	Sr.	Albuquerque, N.M. / New Mexico Military Institute
6	Paul Terry	RB	5-9	200	Sr.	Amarillo, Texas / Randall HS
7	Lawrence Hall	LB	6-2	225	R-Sr.	Sacramento, Calif. / American River College
8	De'John Burns	DB	5-10	180	R-Sr.	Amarillo, Texas / Palo Duro HS
9	Justin Manyweather	RB	5-9	175	Jr.	Fullerton, Calif. / Fullerton College
10	Rashad Carter	QB	6-2	205	Fr.	Leander, Texas / Leander HS
11	Charles Countee	DB	5-8	185	R-Sr.	Albuquerque, N.M. / Manzano HS
12	Quincy Arceneaux	DE	6-4	225	R-Jr.	Lafayette, La. / El Camino College
14	Roope Henry	LB	6-4	210	R-Jr.	Albuquerque, N.M. / Cleveland HS
15	Dexter Carter	RB	5-10	195	So.	Glendale, Ariz. / Glendale Community College
16	Wyatt Strand	QB	6-1	200	R-Sr.	Logan, N.M. / Logan HS
17	Tyreick Branch	RB	6-1	185	R-So.	Amarillo, Texas / Palo Duro HS
18	Lamontre Huval	LB	6-2	215	Jr.	Breaux Ridge, La. / Northeastern Oklahoma
19	Malik Goss	DB	5-9	180	So.	Pomona, Calif. / Chadron State
20	Ricky Barfield	DB	6-1	190	Sr.	St. Louis, Mo. / Southwestern College
21	Deon Lee	DB	6-1	205	Sr.	Phoenix, Ariz. / Phoenix College
22	Ryan Moore	DB	6-0	175	R-So.	Albuquerque, N.M. / Manzano HS
23	Vicen'te Walker	DB	6-0	190	Jr.	Augusta, Ga. / Eastern Arizona College
24	Connor Sosa	DB	6-1	195	R-Jr.	Denair, Calif. / Santa Rosa JC
25	Sultaan Sulivan	RB	5-11	215	Jr.	Pasadena, Calif. / Pasadena City College
26	DJ Charles	DB	6-2	185	So.	Glendale, Ariz. / Glendale Community College
27	Davon Conyers	DB	6-2	195	R-Sr.	St. Petersburg, Fla. / St. Petersburg HS
28	Currie Thomason	FB	6-0	235	R-Jr.	San Diego, Calif. / Palomar College
29	Colby Russ	DB	6-1	195	So.	Amarillo, Texas / Randall HS
30	Tafari Gomillion	RB	5-10	180	R-Fr.	Amarillo, Texas / Tascosa HS
31	James Amara	DB	5-9	175	Jr.	Cupertino, Calif. / De Anza Community College
32	Daniel Garces	DL	6-4	240	Sr.	Matthews, N.C. / Ball State
33	Emilio Rodriguez	DB	6-0	205	Sr.	Buckeye, Ariz. / Phoenix College
34	Matthew Askew-Betts	FB	5-10	200	R-So.	Clovis, N.M. / Garden City JC
35	Jhi' Aire Huff	DB	5-10	175	Fr.	Clearwater, Fla. / Superior Collegiate Academy
36	David Tirey	RB	5-10	195	R-Fr.	Chula Vista, Calif. / Wagner College
37	Jshoun Wolfe	DB	5-10	170	Jr.	Irvine, Calif. / Pasadena City College
38	Ruben Lebron	DB	5-10	170	Jr.	Goodyear, Ariz. / Mesa Community College
39	Zerrian Meander	DB	6-1	185	R-Fr.	Amarillo, Texas / Randall HS
40	Noah Sweitzer	LB	6-1	225	R-Jr.	Rio Rancho, N.M. / West Texas A&M University
41	Elijah Cofer	DB	6-1	185	R-Fr.	Amarillo, Texas / Tascosa HS
42	Samuel Obeng	SS	6-1	185	R-Jr.	Los Angeles, Calif. / Glendale CC
43	Raul Montalvo	DB	5-11	180	Jr.	Reedley, Calif. / Reedley College
44	Mazin Richards	DL	6-2	230	Fr.	Burleson, Texas / Centennial HS
45	Isaiah Harvey	DB	6-1	200	Fr.	Midland, Texas / Lee HS
46	Dion Page	RB	5-9	185	R-Sr.	Fairfield, Calif. / Shasta College
47	Dodrey NevensLB	6-1	245	Sr.	Los Angeles, Calif.	El Camino Community College
48	Troy Bethsold	LB	6-0	225	R-Sr.	Peoria, Ariz. / Liberty HS
49	Dennis Hayden	RB	5-10	200	R-Fr.	Albuquerque, N.M. / Sandia HS
50	Daniel Pomale	OL	5-11	260	So.	Harbor City, Calif. / El Camino College
51	Aseli Finau	OL	6-2	255	R-So.	Anchorage, Alaska / Soldotna HS
52	Hunter St. John	OL	6-3	251	R-Fr.	Clovis, N.M. / Clovis HS
53	Josiah Thomas	DL	6-4	260	R-Fr.	Clovis, N.M. / Clovis HS
54	Cesar Gutierrez	OL	6-3	300	Jr.	Monrovia, Calif. / East Los Angeles College
55	Jaylen Wilson	OL	6-2	260	R-Fr.	Lubbock, Texas / Monterey HS
56	Jamauri Bennett	LB	6-0	235	R-Jr.	Ocala, Fla. / Itasca CC
57	Jared Jones	LB	-	-	R-Fr.	Artesia, Calif. / Artesia HS
58	Qadeer Williams-Mumin	LB	6-1	190	R-Fr.	Peoria, Ariz. / Liberty HS
59	Daedrian Madrid	ATH	6-3	270	Fr.	Midland, Texas / Lee HS
60	Trent Welch	LB	6-1	240	R-Fr.	Amarillo, Texas / Bushland HS
61	Phil Tuiava	OL	6-3	325	R-So.	Colorado Springs, Colo. / Vista Ridge HS
62	Cormac Fish	OL	6-0	275	R-Fr.	Midland, Texas / Midland Lee HS
63	Isaiah Farmer	OL	6-0	255	Fr.	Artesia, N.M. / Artesia HS
64	Dalton Shields	ATH	6-2	270	Fr.	Spearman, Texas / Spearman HS



65	Alan Awana	OL	6-2	295	Fr.	Kailua-Kona, Hawaii / Kealakehe HS
66	Braeden Loftus-Fox	OL	6-4	310	Sr.	West Jordan, Utah / Phoenix College
67	Chris Gonzalez	OL	6-4	275	Fr.	Albuquerque, N.M. / Volcano Vista HS
68	James Alles	OL	6-2	285	Jr.	Long Island, N.Y. / Santa Monica College
69	Denver Pomale	OL	6-2	265	R-So.	Harbor City, Calif. / Narbonne HS
70	Myles Bravo	OL	6-4	315	Fr.	Lubbock, Texas / Lubbock Cooper HS
71	Vili Fisiiahi	OL	6-1	285	Jr.	Honolulu, Hawaii / Fresno City College
73	Justin Clatterbuck	OL	6-1	270	Fr.	Gilbert, Ariz. / Perry HS
74	Isaiah Callahan	OL	6-3	275	R-Sr.	Clovis, N.M. / Clovis HS
76	Brock Thetford	ATH	6-2	285	Fr.	Lubbock, Texas / Monterey HS
77	Bailey Adair	OL	6-0	285	R-So.	Gatesville, Texas / Gatesville HS
78	Sam Piotroschke	OL	6-6	300	R-Fr.	Fort Collins, Colo. / Fort Collins HS
80	Ezekiel Huerta	WR	5-6	160	Fr.	Lubbock, Texas / Lubbock HS
81	Tyler Lynch	TE	6-2	240	R-Sr.	Gilbert, Ariz. / Williams Field HS
82	James Lopez II	WR	6-0	190	R-Fr.	Albuquerque, N.M. / Valley HS
83	Alexes Aguilar	TE	6-5	254	Fr.	Belen, N.M. / Belen HS
84	Kerrion Ringo	WR	6-2	200	Jr.	Evansville, Ill. / College of Desert
85	Dylan Tucker	WR	6-1	190	Fr.	Roswell, N.M. / Roswell HS
86	Tyler Vargas	K/P	5-10	185	Sr.	San Diego, Calif. / Palomar College
87	Grayson Germany	K	5-10	165	Fr.	Holliday, Texas / Holliday HS
88	Xavier Jackson	DL	6-4	220	Sr.	Jacksonville, Fla. / Hutchinson CC
89	Michael Deleon	WR	5-10	170	R-So.	Earth, Texas / Spring Lake - Earth HS
91	Kevin McCracken	DL	6-1	265	R-So.	Rio Rancho, N.M. / Rio Rancho HS
92	Kendrick Milford	DL	6-4	225	Fr.	Albuquerque, N.M. / La Cueva HS
93	Kelon Ferdinand	DL	5-11	285	Jr.	Upland, Calif. / Chaffey College
94	Rakeem Hatchett	DL	6-1	290	R-Jr.	Lubbock, Texas / Estacado HS
95	Dalveon Rhodes	ATH	6-1	270	Fr.	Lubbock, Texas / Estacado HS
96	Bolee Gridley	OL	6-4	255	Fr.	Anchorage, Alaska / West HS
97	Rapi Sotoa	DL	6-1	290	R-So.	Anchorage, Alaska / West Anchorage HS
98	Max Hussian	DE	6-2	220	Fr.	Naples, Fla. / Naples HS
99	Jamar Claibourn	DL	6-3	300	Sr.	Sacramento, Calif. / American River College

## Coaching Staff

Kelley Lee – Head Coach / Offensive Coordinator / Quarterbacks / Fullbacks

Michael Walton – Assistant Head Coach / Defensive Coordinator / Safeties

Andrew McCraw – Offensive Line / Run Game Coordinator / Academic Coordinator

Devante Sims – Cornerbacks / Recruiting Coordinator

Travis Lee – Running Backs

Max Silver – Defensive Line

Pecos Fort – Wide Receivers

Eddie Rodriguez – Graduate Assistant / Special Teams / Kickers / Punters

Eric Osbourne – Graduate Assistant / Tight Ends

Jesse Diaz – Graduate Assistant / Linebackers

Zach Johnson – Graduate Assistant / Secondary

Dante Urrea – Student Assistant / Secondary







# 2019 TEXAS A&M-KINGSVILLE FOOTBALL ROSTER

1	Devlin Isadore	6-4	225	QB	Sr.	Houston, Texas (North Texas)
1	Michael Alvarez	5-11	195	DB	Sr.	Acres Homes, Houston (Navarro JC)
2	Ronnie LaRue	6-1	210	DB	Sr.	Dallas, Texas (Oklahoma)
3	Caleb Valentine	6-1	260	DL	Sr.	Fulshear, Texas (Abilene Christian)
4	Aaron Dilworth	6-3	195	WR	R-Sr.	Corpus Christi, Texas (Flour Bluff HS)
5	Darrian Hambrick	6-6	220	WR	R-Jr.	Nashville, Tenn. (Mt. San Antonio College)
6	Reggie Turner	5-9	160	WR	Sr.	Jonesville, La. (Oklahoma)
7	Cade Dyal	5-11	195	QB	R-Jr.	Kerrville, Texas (Kerrville Tivy HS)
8	Josh Wilson	5-9	185	DB	Sr.	Corpus Christi, Texas (Mary Carroll HS)
9	Devin Milburn	5-10	180	WR	R-Sr.	Galveston, Texas (Houston Baptist)
10	Luis Lopez	5-7	220	RB	R-Sr.	San Diego, Texas (Trinity Valley CC)
11	Alec Gonzalez	6-3	225	QB	R-Fr.	Galena Park, Texas (Galena Park HS)
12	Donte Ross	6-1	185	WR	Sr.	Palmdale, Calif. (Kent State)
13	Kason Franklin	5-11	190	DB	R-So.	Cypress, Texas (Cypress Wood HS)
14	Koy Detmer Jr.	5-11	175	QB	Sr.	Somerset, Texas (BYU)
15	Brent Hertel	6-1	230	TE	Sr.	Cypress, Texas (Cypress Falls HS)
16	Alan Smith	6-4	185	WR	R-Jr.	Humble, Texas (Atascocita HS)
17	Jerome Smith	5-10	175	DB	Jr.	New Orleans, La. (Fresno City College)
18	Alec Lewis	6-0	230	LB	R-So.	Crosby, Texas (Crosby HS)
19	Javian Lewis	6-1	185	LB	Fr.	Houston, Texas (Davis HS)
21	Jordan Semanat	6-2	195	DB	Sr.	San Antonio, Texas (Dodge City CC)
22	Connor Perkins	5-8	160	WR	R-So.	Port Arthur, Texas (Nederland HS)
24	Amos Coleman III	5-10	175	DB	R-Fr.	Houston, Texas (Alief Elsik HS)
25	Ryan Martinez	5-9	160	WR	R-So.	Kingsville, Texas (H.M. King HS)
26	Jorren Pollard	6-1	175	DB	Jr.	Houston, Texas (Tyler JC)
27	Amonte Bowen	5-10	210	RB	R-Fr.	Donna, Texas (Donna HS)
28	Jason Dumas	5-7	195	DB	R-Jr.	Katy, Texas (Blinn College)
29	Paul Guerra	5-9	185	RB	So.	Donna, Texas (Donna HS)
30	Kris Barnes	6-2	230	RB	Sr.	Fort Worth, Texas (North Crowley HS)
31	Cameron Cauthen	6-1	215	DB	R-Fr.	Mont Belvieu, Texas (Barbers Hill HS)
33	Nick Stiff	6-0	200	DB	R-Jr.	Cypress, Texas (Cypress Ranch HS)
34	Tre'Michael Tutt	5-10	210	LB	R-Jr.	Channelview, Texas (Channelview HS)
35	Romario Perez	5-9	175	K	Fr.	Corpus Christi, Texas (Veterans Memorial)
36	Karch Kaspar	6-3	180	P	R-Fr.	Brazoria, Texas (West Columbia HS)
37	Jimmar Davis	6-1	250	DE	R-Jr.	Willis, Texas (Willis HS)
39	Jalen Harrison	5-9	200	LB	R-Jr.	Crosby, Texas (Crosby HS)
40	Clay Engelhardt	5-9	200	LS	Fr.	San Antonio, Texas (Stevens HS)
41	Trent Sisco	6-1	170	P/PK	R-So.	Tomball, Texas (Klein Oak HS)
42	Lamar Beall	5-11	195	TE	R-Fr.	Woodsboro, Texas (Woodsboro HS)
43	Kyle Williams	5-11	215	TE	Sr.	Katy, Texas (Katy HS)
44	Mosese Moala	6-1	220	DL	Jr.	Sacramento, Calif. (Mt. San Antonio College)
45	David Sow	6-4	240	DL	R-Jr.	Dallas, Texas (Navarro College)
46	Kai Youngberg	6-1	180	LB	R-Jr.	Corpus Christi, Texas (Flour Bluff HS)
47	Dylan Gonzalez	6-5	255	DE	R-So.	Pasadena, Texas (Pasadena Memorial HS)
48	David Kypuros	6-2	220	LB	Fr.	Eagle Pass, Texas (Eagle Pass HS)
49	Wendell Tuisaula	5-11	240	LB	Fr.	Soldotna, Alaska (Soldotna HS)
50	Jacob Clarkson	6-3	260	DE	Jr.	Houston Texas (Jersey Village HS)
52	Jacob Fey	6-3	250	DE	R-Fr.	San Antonio, Texas (Southwest HS)
55	Omar Wilkins	6-1	270	OL	R-Jr.	Houston, Texas (Elkins HS)
60	Evan Simonis	6-2	245	OL	R-Fr.	Helotes, Texas (Sandra Day O'Connor HS)
61	Travis Arroyo	6-3	315	OL	R-Jr.	Pflugerville, Texas (UL-Monroe)
63	Nathan Sosa	6-5	250	OL	R-Jr.	Castroville, Texas (Medina Valley HS)
64	Dennis Wilburn	6-4	325	OL	R-Fr.	Houston, Texas (Nimitz HS)
68	Derinic Landers	6-3	355	OL	Sr.	Dallas, Texas (Tyler JC)
69	Dennis Berry III	6-3	285	OL	R-So.	San Antonio, Texas (John Jay HS)
70	Moses Horn III	6-1	290	OL	R-So.	Stafford, Texas (Stafford HS)
72	Richard Vargas	6-1	290	OL	R-So.	Corpus Christi, Texas (Flour Bluff HS)
73	Joseph Partida	6-3	290	OL	R-Jr.	San Benito, Texas (San Benito HS)



**WEEK 4****2019 ENMU GREYHOUNDS FOOTBALL GAME NOTES**

74	Pesa Tupa	6-5	360	OL	Jr.
76	Jared Arellano	6-2	250	OL	R-Fr.
77	Kyle Kinyo	6-5	295	OL	R-So.
78	Christian Jones	5-9	275	DL	Sr.
79	Jorge Rios	6-4	330	OL	R-Jr.
81	Josh Hockless	6-5	225	TE	Jr.
84	Kevin Reynolds	6-1	205	WR	Jr.
88	Walker Ring	6-4	225	TE	Fr.
89	Heath Dunn	6-5	210	TE	R-Fr.
90	Cody Gardner	6-1	285	DL	R-So.
92	Vaughn Taylor	6-2	270	DE	R-Sr.
94	David Alsip	6-3	245	DE	R-Fr.
95	Xavier Henderson	6-2	300	DL	Fr.
96	Ezrah Thibodeaux	6-3	245	DE	Fr.
99	Sesi Salt	6-0	305	DL	Jr.

Belmont, Calif. (San Mateo College)  
Spring, Texas (Klein Collins HS)  
Spring, Texas (Klein Oak HS)  
Houston, Texas (Jersey Village HS)  
Port Lavaca, Texas (Calhoun HS)  
Baytown, Texas (Houston Baptist)  
Houston, Texas (Grambling State)  
La Vernia, Texas (La Vernia HS)  
Poth, Texas (Poth HS)  
Spring, Texas (Klein Oak HS)  
Conroe, Texas (Conroe HS)  
Conroe, Texas (Caney Creek HS)  
Houston, Texas (Davis HS)  
Houston, Texas (Alief Taylor HS)  
Salt Lake City, Utah (Eastern Arizona CC)



## THE LAST TIME IT HAPPENED

### 2019 ENMU TOUCHDOWN DRIVES

Drive of less than 10 yards: . . . . .	3
From 10-29 yards . . . . .	1
From 30-49 yards . . . . .	3
From 50-69 yards . . . . .	3
From 70-79 yards . . . . .	1
From 80-89 yards . . . . .	1
From 90-99 yards . . . . .	2

Drive of 1-5 plays . . . . .	6
6-10 plays . . . . .	2
11+ plays . . . . .	4

Less than 1:00 . . . . .	4
1:00-1:59 . . . . .	1
2:00-2:59 . . . . .	2
3:00-3:59 . . . . .	4
4:00-4:59 . . . . .	2
5:00 or more . . . . .	3
Overtime (no time on clock) . . . . .	1

Defensive TD's . . . . .	1
Special Teams TD's . . . . .	0

### 2019 HIGH AND LOW TIDBITS

Longest Drive (yards) . . . 98, at Texas A&M-Commerce  
 Longest Drive (time) . . . 9:01, at Texas A&M-Commerce  
 Longest Drive (plays) 18 plays, at Texas A&M-Commerce  
 Shortest Drive (yards) . . . . . 0, vs. Missouri S&T  
 Shortest Drive (time) . . . 0:02, at Texas A&M-Commerce  
 Shortest Drive (plays) 0 plays at Texas A&M-Commerce

Longest running play . . . . . 69, at Colorado Mesa  
 Longest passing play . . . . . 50, at Colorado Mesa  
 Longest run allowed . . . . . 69, vs. Missouri S&T  
 Longest pass allowed . . . 73, at Texas A&M-Commerce

Most points in a game . . . . . 44, at Colorado Mesa  
 Most points in a quarter . . . . 27, at Colorado Mesa  
 Most points in a half . . . . . 34 at Colorado Mesa

### Individual

#### 400+ Yards Passing

437 - Wesley Wood vs. Texas A&M-Commerce (Sept. 25, 2010)

#### 300-399 Yards Passing

387 - Ethan Brinkley at West Texas A&M (Oct. 31, 2015)

#### 40 Pass Attempts

43 - Wesley Wood at No. 8 Northwest Missouri State (Oct. 15, 2011)

#### 20 Pass Completions

21 (of 35) - Wesley Wood at Texas A&M-Kingsville (Nov. 10, 2012)

#### 30 Pass Completions

33 (of 43) - Wesley Wood at No. 8 Northwest Missouri State (Oct. 15, 2011)

#### 100-149 Receiving Yards

110 (4 receptions) - Zachery Fields at Colorado Mesa (Sept. 14, 2019)

#### 150-199 Receiving Yards

195 (7 receptions) - Aaron Johnson vs. Tarleton State (Oct. 15, 2016)

#### 200+ Receiving Yards

242 (7 receptions) - Xavier Amey at West Texas A&M (Oct. 31, 2015)

#### 100-149 Rushing Yards

110 (24 carries) - Paul Terry at Texas A&M-Commerce (Sept. 21, 2019)

#### 150-199 Rushing Yards

184 (32 carries) - Paul Terry at Colorado Mesa (Sept. 14, 2019)

#### 200+ Rushing Yards

276 (38 carries) - Kamal Cass vs. Midwestern State (Nov. 11, 2017)

#### Kickoff Return for a Touchdown

100 yards - D'Maujerick Tucker vs. Tarleton State (Oct. 18, 2014)

#### Punt Return for a Touchdown

75 yards/75 yards - Kyle Harris/Tim Hamett at Oklahoma Panhandle State (Nov. 10, 2007)

#### Interception Return for a Touchdown

28 yards - Charles Countee vs. Western Oregon (Nov. 10, 2018)

#### Fumble Recovery for a Touchdown

56 yards - Quincy Arceneaux at Colorado Mesa (Sept. 14, 2019)

### Team

#### 500-599 Yards in Total Offense

at Colorado Mesa (567 yards - Sept. 14, 2019)

#### 600+ Yards in Total Offense

vs. Oklahoma Panhandle State (645 yards - Nov. 5, 2016)

#### 700+ Yards in Total Offense

vs. Texas A&M-Commerce (736 yards - Sept. 19, 2009)

#### 30 First Downs

30 vs. Texas A&M-Commerce (550 yards - Sept. 26, 2015)

#### Overtime Game

at Colorado Mesa (Sept. 14, 2019 - won 44-37 (OT))

#### Double Overtime Game

vs. Emporia State (Sept. 24, 2016 - lost 37-31)

#### Last Time Shutout

vs. Abilene Christian (21-0, Sept. 30, 2006) LSC Record streak

#### Last Time ENMU Shutout an Opponent

vs. West Texas A&M (28-0, Oct. 20, 2018)



# GREYHOUNDS IN THE CAREER RECORD BOOKS - INDIVIDUAL

## Rushing

Carries	
Season 292	Tom Manley, 1974
Yards	
Game 294	Heath Ridenour, vs. TAMU-Kingsville, Nov. 2, 2002
Season 1,611	E'lon Spight, 2014
Career 4,301	Kamal Cass, 2014-17
Touchdowns	
Game 5	Charlie Painter, vs. Western N.M., Oct. 27, 1951
Season 5	Dennis Beard vs. West Texas A&M, Nov. 4, 2000
Season 22	Kamal Cass, 2015
Average Per Carry	
Season 7.3	Russell Tatum, 1975 (90 carries, 650 yards) min. 90 carries
Average Per Game	
Season 146.5	E'lon Spight, 2014 (11 games, 1,611 yards)

## Passing

Completions	
Game *64	JJ Harp, vs. SE Oklahoma St., Sept. 12, 2009
Season 404	J.J. Harp, 2009
Career 786	Wesley Wood, 2009-12
Attempts	
Game *94	JJ Harp, vs. SE Oklahoma St., Sept. 12, 2009
Season 647	J.J. Harp, 2009
Career 1,279	Wesley Wood, 2009-12
Yards	
Game **695	JJ Harp, vs. SE Oklahoma St., Sept. 12, 2009
Season 4,373	J.J. Harp, 2009
Career 7,905	Wesley Wood, 2009-12
Touchdowns	
Game 8	Kevin Kott, vs. Southern Colorado, Oct. 6, 1984
Season 31	J.J. Harp, 2009
Career 69	Wesley Wood, 2009-12
Percentage	
Game 84.6%	Benjy Dial, vs. Central State (11-13), Oct. 2, 1964
Season 64.9%	Wesley Wood (214-333), 2011
Career 61.5	Wesley Wood, 2009-12 (786-1,279)

## Receiving

Catches	
Game 14	Darian Dale, vs. SE Oklahoma St, Sept. 12, 2009
Season 86	Jesse Poku, 2010
Career 263	Darian Dale, 2008-2011
Yards	
Game 234	Barry Coffman, vs. NW Oklahoma, Nov. 15, 1969
Season 1,384	Steve Jackson, 1983
Career 2,743	Darian Dale, 2008-2011
Touchdowns	
Season 14	Steve Jackson, 1983; Derrick Harden, 1985
Career 26	Jesse Poku, 2007-2010

## Total Offense

Yards	
Game **681	JJ Harp, vs. SE Oklahoma St., Sept. 12, 2009
Season 4,367	JJ Harp, 2009
Career 9,245	Wesley Wood, 2009-12
First Downs	*47 vs. SE Oklahoma St., Sept. 12, 2009

## Punting

Average	
Game 63.0	Ken Willis, vs. Adams State, Oct. 15, 1949
Season 44.1	Mark Montoya, 1987
Fewest Blocked (Min. 30 punts)	
Season 0	Steven Todd, 2003 (53 punts)
Consecutive Punts Without a Block	
Career 90	Steven Todd, 2003-04

## Punt Returns

Yards	
Season 334	Robert Briggs, 1986
Career 688	Charlie Ragle, 1994-97
Average	
Season 16.6	Tim Hamett, 2007 (15 for 249) Min. 15 Returns

## Kickoff Returns

Yards	
Career 1,841	Arvin Jackson, 2009-2011
Average	
Season 35.1	Rufus Smith, 1985

## Scoring

Points	
Game 36	Charlie Painter, vs. Western N.M., Oct. 27, 1951
Season 138	Kamal Cass, 2015
Touchdowns	
Game 5	Charlie Painter, vs. Western N.M., Oct. 27, 1951
Season 5	Dennis Beard vs. West Texas A&M, Nov. 4, 2000
Season 23	Kamal Cass, 2015
Field Goals	
Game **6	Taylor Cannon, vs. SE Okla., Oct. 12, 2009
Season 16	Bob Gilbreath, 1987
Career 50	Bob Gilbreath, 1986-89

## Tackles

Number	
Season 155	Michael Walton, 1997
Career 515	Michael Walton, 1996-99

## Interceptions

Number	
Season 13	Ron Holcomb, 1952

\* NCAA Record

\*\* NCAA Division II Record





## GREYHOUNDS IN THE CAREER RECORD BOOKS - Team

### Rushing

#### Yards

Game 583 #24 Angelo State, Oct. 24, 2015  
Season 4,144 2015

### Passing

#### Yards

Game \*\*695 vs Southeastern Oklahoma State, Sept. 12, 2009  
Season 3,792 1983

### Total Offense

#### Yards

Game 767 vs Southeastern Oklahoma State, Sept. 12, 2009  
Season 5,878 2015

### Scoring

#### Points

Game 77 at Bacone College, Oct. 10, 2015  
Season 485 2015 (12 games)  
437 2014 (11 games)  
324 2017 (10 games)

### Penalties

#### Most Yards

Game 210 vs. N.M. Highlands (27 penalties), Sept. 13, 1986  
Season 1,211 1983 (114 penalties)

#### Fewest Yards

Game 5 vs. Western New Mexico, Oct. 12, 1963  
5 vs. Colorado State, Sept. 29, 1957  
Season 402 1997

#### Most Opponent Yards

Game 239 vs. Midwestern State, Nov. 14, 1998 (21 penalties)

#### Fewest Opponent Yards

Game 0 vs. Angelo State, Oct. 11, 2003 (0 penalties)

#### Most Combined Yards

Game 353 ENMU (114) vs. Midwestern State (239),  
Nov. 14, 1998 (32 penalties)

#### Most Combined Penalties

Game 38 ENMU (13) vs. N.M. Highlands (25),  
Sept. 3, 2011 (346 yards)

### Kicking

#### Most Field Goals

Game \*\*6 (Tie) vs Southeastern Oklahoma State, Sept. 12, 2009  
Season 16 1987

### Rushing Defense

#### Fewest Yards Allowed

Game -50 at Oklahoma Panhandle, Nov. 10, 2007 (31 carries)  
Season 1,013 1990

### Passing Defense

#### Fewest Completions Allowed

Game 0 vs. Western New Mexico, Nov. 7, 1993  
0 vs. Colorado Western, Oct. 20, 1962  
0 vs. Texas A&M-Kingsville, Oct. 30, 1999

#### Fewest Yards Allowed

Season 534 1956

### Total Defense

#### Fewest Yards Allowed

Game 65 vs. West Texas, Nov. 7, 1992  
Season 1,942 1962

### Scoring Defense

#### Fewest Points Allowed

Season 77 1951

### Interceptions

#### Most By ENMU Defense

Season 23 1987

## ENMU's Most ...

### Victories in a Season

9, 1987 (9-2-0) and 1957 (9-0-1)

### Games Without a Loss

11, Nov., 1956-Nov., 1957 (10-0-1)

### Consecutive Losses

7, Oct. 11, 1988 - Nov. 12, 1988

### Shutouts in a Season

6, 1934 (Defense shut out opponent)

### Consecutive Shutouts

4, 1937 (Defense shut out opponent)

## ENMU'S Longest ...

### Running Play

99 yards J.T. Thompson, vs. East Central, Sept. 15, 2007

### Pass Reception

97 yards Michael Matthews from Wes Wood, at ASU, Oct. 1, 2011

### Field Goal

53 yards Rosli Hussein, vs. East Texas State, Oct. 26, 1985

53 yards Rosli Hussein, vs. SW Oklahoma, Oct. 8, 1983

### Punt

85 yards Ken Willis, vs. Adams State, Oct. 15, 1949

### Punt Return

94 yards Joe Wood vs. Air Force Academy, Oct. 27, 1956

### Kickoff Return\*

100 yards D'Maujeric Tucker vs Tarleton State, Oct. 18, 2014

100 yards Corey White, vs. SW Oklahoma, Sept. 11, 2004

100 yards Darrell Whitaker, vs. N.M. Highlands, Sept. 3, 1994

100 yards Billy Ray Thompson, vs. Western St., Sept. 12, 1993

100 yards Rufus Smith, vs. Howard Payne, Nov. 2, 1985

### Interception Return\*

100 yards Tonmar Johnson vs. Midwestern State, Nov. 13, 1999

100 yards Justin Hibbler vs. TAMU-Kingsville, Oct. 28, 2000

### Blocked FG Return

80 yards Tonmar Johnson, vs. West Texas A&M, Nov. 6, 1999

### Comeback for a Victory

32 points 46-14 in 3rd qtr. at East Central (50-46 win), Sept. 15, 1984


### \* Tied NCAA National Record and LSC Record

In 1999, Tonmar Johnson scored on a 100-yard interception return against Midwestern State with 0:17 left in the first half. In 2000, Justin Hibbler intercepted a pass against TAMU-Kingsville and returned it 100 yards for a touchdown on the final play of the first half. In each case, the interception return gave ENMU a 28-7 halftime lead. ENMU went on to defeat Midwestern State, 38-13, and TAMU-Kingsville, 35-7.

**EASTERN**  
**NEW MEXICO**  
**UNIVERSITY**



## THE WAGON WHEEL GAME



The winner of the Eastern New Mexico University-West Texas A&M University football game receives the traveling Wagon Wheel Trophy. The annual battle for the Wagon Wheel began in 1986, when the teams resumed play 41 years after the first game in 1945. Since 1986, ownership of the wheel has been contested every year except 1991, when West Texas A&M did not compete in football. Eastern has won four of the last five games in the Wagon Wheel series to even the series, 15-15 (16-16 all-time). The Hounds also won a Lone Star Conference playoff game against the Buffs in 2014.

### WAGON WHEEL WINS: ENMU 16, WEST TEXAS A&M 15


1986	at West Texas A&M 50, Eastern N.M. 3
1987	West Texas A&M 29, at Eastern N.M. 7
1988	at West Texas A&M 34, Eastern N.M. 15
1989	at Eastern N.M. 21, West Texas A&M 17
1990	Eastern N.M. 32, at West Texas A&M 0
1992	Eastern N.M. 56, at West Texas A&M 0
1993	West Texas A&M 35, at Eastern N.M. 34
1994	Eastern N.M. 48, at West Texas A&M 38
1995	at Eastern N.M. 10, West Texas A&M 7
1996	Eastern N.M. 31, at West Texas A&M 21
1997	West Texas A&M 35, at Eastern N.M. 34 (OT)
1998	at West Texas A&M 13, Eastern N.M. 10
1999	at Eastern N.M. 24, West Texas A&M 16
2000	Eastern N.M. 49, at West Texas A&M 21
2001	@ Eastern N.M. 41, West Texas A&M 27
2002	Eastern N.M. 27, @ West Texas A&M 16
2003	West Texas A&M 49, @ Eastern N.M. 23
2004	@ Eastern N.M. 21, West Texas A&M 20
2005	at West Texas A&M 52, Eastern N.M. 51 OT
2006	West Texas A&M 21, at Eastern N.M. 14
2007	at West Texas A&M 61, Eastern N.M. 31
2008	West Texas A&M 51, at Eastern N.M. 27
2009	at West Texas A&M 34, Eastern N.M. 24
2011	at West Texas A&M 52, Eastern N.M. 21
2012	West Texas A&M 44, at Eastern N.M. 21
2013	Eastern N.M. 39, at West Texas A&M 38
2014	at Eastern N.M. 31, West Texas A&M 21
2015	at West Texas A&M 52, Eastern N.M. 42
2016	at Eastern N.M. 9, West Texas A&M 30
2017	Eastern N.M. 28, at West Texas A&M 14
2018	Eastern, N.M. 28, at West Texas A&M 0

### FIRST GAME IN OVERALL SERIES

1945 at West Texas A&M 57, Eastern N.M. 6

### ALL-TIME SERIES WINS:

ENMU 17, West Texas A&M 16



1999  
ENMU, 24-16  
Greyhound  
Stadium

2000  
ENMU, 49-21  
Canyon,  
Texas



2001  
ENMU, 41-27  
Greyhound  
Stadium

2002  
ENMU, 27-16  
Canyon,  
Texas



2004  
ENMU, 21-20  
Greyhound  
Stadium

2016  
ENMU, 39-30  
Al Whitehead Field at  
Greyhound Stadium



2018  
ENMU, 28-0  
Canyon, Texas; Kimbrough Memorial Stadium

## THE LEE PROFILE

**KELLEY LEE****HEAD COACH****THIRD SEASON**

- 15-9 through first two seasons and counting at the helm
- Joined ENMU coaching staff in 2012 as offensive coordinator
- Top five nationally ranked rushing offense the last five seasons
- Undefeated in trophy games (3-0) since becoming head coach

**Kelley Lee's Resume**

Year(s)	Team	Job Title
2002-03	ENMU	Graduate Assistant
2006-07	NMMI	Assistant Coach
2008	Midland	Assistant Head Coach
2009-11	Valencia HS	Head Coach
2012-16	ENMU	Assistant Coach
2017-Pres.	ENMU	Head Coach

**Record at ENMU:** 15-9 (3rd season)  
**Career Record:** Same

Kelley Lee is entering his third year as Head Football Coach at Eastern New Mexico University in 2019 and his seventh overall.

Prior to being named head coach, Lee spent the last five seasons as ENMU's offensive coordinator and built one of the most dominant run games and efficient passing games in the Lone Star Conference and NCAA Division II.

Year two of the Kelley Lee era saw the Hounds take on five opponents throughout the season that were ranked or receiving votes in the national polls,

finishing with a record of 5-6. Eastern took defending national champions Texas A&M-Commerce and defending Lone Star Conference Champions Midwestern State down to the wire inside Greyhound Stadium and shutout arch-rival West Texas A&M for the first time since 1992 on the road in Canyon, Texas.

The ground attack continued to prove as one of the nation's best throughout the 2018 season, ranking fourth in all of Division II (284.5 ypg) and tops in the Lone Star Conference. Paul Terry replaced Kamal Cass at the fullback position and worked his way towards a First Team All-LSC selection. Eastern New Mexico was represented by a total of 18 Greyhounds on the all-conference list at season's end.

The Hounds also ranked in the top-25 nationally in six other categories: redzone offense (9th, 89%), kick return defense (11th, 15.8), time of

possession (16th, 32:32.0), 4th down defense (19th, 30%), and 4th down offense (22nd, 64%).

In his first year as head coach in 2017, Lee led the Greyhounds to an 8-2 overall record with a 6-2 mark in LSC play. ENMU led all of Division II in three categories during the season in rushing offense (352.7 ypg), time of possession (36:40), and least amount of passes intercepted by opponents (2).



Defensively, ENMU led the LSC in rushing defense at 80.8 ypg, which ranked sixth in Division II. The Greyhounds finished the season ranked in the top-25 statistically in yards per completion (7th, 15.75), 4th down conversion pct on defense (11th, .286), 3rd down conversion pct on defense (24th, .321), and defensive first downs allowed in a season (18th, 174). Running back Kamal Cass was named a AFCA First Team All-American and a D2Football.com Second Team All-American under Lee. Cass was also named the LSC Offensive Back of the Year to go along with First Team All-LSC honors.

Overall, ENMU had 16 players named All-LSC, two named Academic All-LSC, one All-Region player, One Academic Athletic of the Year, and three LSC Player of the Week accolades.

Lee joined the Eastern New Mexico University football coaching staff in 2012 after a stint at Valencia High School, where he served as the athletic coordinator and head football coach. Since coming to ENMU he has served as the offensive coordinator and helped ENMU achieve the No. 1 rated rush-

ing offense in the Lone Star Conference with 345 yards per game in 2015. While at ENMU, the team has seen three offensive players named All-Americans under Lee's guidance and made their first Division II bowl appearance ever, appearing in the C.H.A.M.P.S. Heart of Texas Bowl in 2015 and again in 2016.

In his ground attack, Lee tutored two running backs that have set the single-season record for rushing yards and career record for rushing yards with E'lon Spight (1,611; 2014) and Kamal Cass (4,301; 2014-17), respectively. Under Lee, Cass led the LSC in rushing yards in 2015 (1,514); 2016 (1,191); and 2017 (1,443).

Prior to ENMU, Lee took over a program at Valencia that was 1-9 and quickly turned them into a contender going 26-9 and reached the state playoffs all three years. In 2011, Kelley was named the Metro Coach of the Year when VHS posted an 11-1 record and led the state, averaging 50.5 points per game.

Lee also served at the offensive coordinator/assistant head coach at Midland College in 2008 where the offense ranked first in the NAIA in red zone efficiency and in the top-10 in rushing offense and fourth-down conversions.

In 2006 and 2007 Lee was the offensive coordinator/recruiting coordinator at NMMI where they finished second in the nation in rushing offense both years. In 2006 Lee directed an offense at NMMI that finished fourth in the Nation in total offense. In 2002 and 2003 Coach Lee was a graduate assistant for the Greyhounds where he coached running backs and quarterbacks respectively.

Lee earned his Bachelor of Science degree in 2000 from Western New



**Eastern New Mexico**

Sept. 7	Missouri S&T	W
Sept. 14	at Colorado Mesa	W
Sept. 21	at Texas A&M-Commerce*	L
Sept. 28	Texas A&M-Kingsville*	6 p.m.
Oct. 5	at Midwestern State*	6 p.m.
Oct. 12	Tarleton State*	6 p.m.
Oct. 19	at Western New Mexico*	6 p.m.
Oct. 26	West Texas A&M*	6 p.m.
Nov. 2	at UT Permian Basin*	7 p.m.
Nov. 9	Angelo State*	6 p.m.
Nov. 16	at Western Oregon	2 p.m.

**Missouri S&T**

Sept. 7	at Eastern New Mexico	L
Sept. 14	Azusa Pacific	W
Sept. 21	Miles	W
Sept. 28	at William Jewell*	5 p.m.
Oct. 5	Quincy*	1 p.m.
Oct. 12	at Texas Southern	2 p.m.
Oct. 19	at Truman State*	2 p.m.
Oct. 26	at Indianapolis*	5 p.m.
Nov. 2	Southwest Baptist*	1 p.m.
Nov. 9	at Lindenwood*	1 p.m.
Nov. 16	McKendree*	1 p.m.

**Colorado Mesa**

Sept. 7	at South Dakota Mines*	W
Sept. 14	at Eastern New Mexico	L
Sept. 21	Western St. Colorado*	L
Sept. 28	at Chadron State*	1 p.m.
Oct. 5	Colorado Mines*	1 p.m.
Oct. 12	Fort Lewis*	7 p.m.
Oct. 19	at CSU-Pueblo*	2 p.m.
Oct. 26	Black Hills State*	1 p.m.
Nov. 2	at Dixie State*	1 p.m.
Nov. 9	at Adams State*	1 p.m.
Nov. 16	N.M. Highlands*	1 p.m.

**Texas A&M-Commerce**

Sept. 7	Seleccion Nuevo Leon	W
Sept. 14	at Western Oregon	W
Sept. 21	Eastern New Mexico*	W
Sept. 28	at CSU-Pueblo	7 p.m.
Oct. 5	at Texas A&M-Kingsville*	7 p.m.
Oct. 12	at Midwestern State*	6 p.m.
Oct. 19	at Tarleton State*	6 p.m.
Oct. 26	Western New Mexico*	4 p.m.
Nov. 2	at West Texas A&M*	4 p.m.
Nov. 9	UT Permian Basin*	4 p.m.
Nov. 16	at Angelo State*	4 p.m.

**Texas A&M-Kingsville**

Sept. 7	Saginaw Valley State	L
Sept. 14	Sul Ross State	W
Sept. 21	Angelo State*	L
Sept. 28	at Eastern New Mexico*	7 p.m.
Oct. 5	Texas A&M-Commerce*	7 p.m.
Oct. 12	Western Oregon	7 p.m.
Oct. 19	at Midwestern State*	7 p.m.
Oct. 26	Tarleton State*	7 p.m.
Nov. 2	at Western New Mexico*	1 p.m.
Nov. 9	West Texas A&M*	7 p.m.
Nov. 16	at UT Permian Basin*	6 p.m.

**Midwestern State**

Sept. 7	at Northwestern State	W
Sept. 14	at Lindenwood	W
Sept. 21	UT Permian Basin*	W
Sept. 28	at Angelo State*	6 p.m.
Oct. 5	Eastern New Mexico*	7 p.m.
Oct. 12	at Texas A&M-Commerce*	6 p.m.
Oct. 19	Texas A&M-Kingsville*	7 p.m.
Oct. 26	at Western Oregon	3 p.m.
Nov. 2	Tarleton State*	2 p.m.
Nov. 9	Western New Mexico*	1 p.m.
Nov. 16	at West Texas A&M*	2 p.m.

**Tarleton State**

Sept. 7	Stephen F. Austin	W
Sept. 14	Doane	W
Sept. 21	West Texas A&M*	W
Sept. 28	at UT Permian Basin*	6 p.m.
Oct. 5	Angelo State*	6 p.m.
Oct. 12	at Eastern New Mexico*	7 p.m.
Oct. 19	Texas A&M-Commerce*	6 p.m.
Oct. 26	at Texas A&M-Kingsville*	7 p.m.
Nov. 2	Midwestern State*	2 p.m.
Nov. 9	at William Jewell	1 p.m.
Nov. 16	at Western New Mexico*	1 p.m.

**Western New Mexico**

Sept. 7	at Ottawa (Ariz.)	L
Sept. 14	at Northern Arizona	L
Sept. 21	Central Washington	L
Sept. 28	at West Texas A&M*	4 p.m.
Oct. 5	UT Permian Basin*	6 p.m.
Oct. 12	at Angelo State*	3 p.m.
Oct. 19	Eastern New Mexico*	6 p.m.
Oct. 26	at Texas A&M-Commerce*	3 p.m.
Nov. 2	Texas A&M-Kingsville*	6 p.m.
Nov. 9	at Midwestern State*	12 p.m.
Nov. 16	Tarleton State*	12 p.m.

**West Texas A&M**

Sept. 7	Azusa Pacific	W
Sept. 14	at William Jewell	W
Sept. 21	at Tarleton State*	L
Sept. 28	Western New Mexico*	5 p.m.
Oct. 5	Central Washington	5 p.m.
Oct. 12	at UT Permian Basin*	TBD
Oct. 19	Angelo State*	4 p.m.
Oct. 26	at Eastern New Mexico*	7 p.m.
Nov. 2	Texas A&M-Commerce*	4 p.m.
Nov. 9	at Texas A&M-Kingsville*	7 p.m.
Nov. 16	Midwestern State*	2 p.m.

**UT Permian Basin**

Sept. 7	Wayland Baptist	W
Sept. 14	Northern Michigan	W
Sept. 21	at Midwestern State*	L
Sept. 28	Tarleton State*	6 p.m.
Oct. 5	at Western New Mexico*	12 p.m.
Oct. 12	West Texas A&M*	TBA
Oct. 19	at Chadron State	1 p.m.
Oct. 26	at Angelo State*	4 p.m.
Nov. 2	Eastern New Mexico*	6 p.m.
Nov. 9	at Texas A&M-Commerce*	4 p.m.
Nov. 16	Texas A&M-Kingsville*	6 p.m.

**Angelo State**

Sept. 5	Western Oregon	W
Sept. 14	Simon Fraser	W
Sept. 21	at Texas A&M-Kingsville*	W
Sept. 28	Midwestern State*	6 p.m.
Oct. 5	at Tarleton State*	6 p.m.
Oct. 12	Western New Mexico*	4 p.m.
Oct. 19	at West Texas A&M*	4 p.m.
Oct. 26	UT Permian Basin*	4 p.m.
Nov. 2	at Adams State	2 p.m.
Nov. 9	at Eastern New Mexico*	6 p.m.
Nov. 16	Texas A&M-Commerce*	4 p.m.

**Western Oregon**

Sept. 5	at Angelo State	L
Sept. 14	Texas A&M-Commerce	L
Sept. 21	at Azusa Pacific*	W
Sept. 28	at Central Washington*	6 p.m.
Oct. 5	Simon Fraser*	1 p.m.
Oct. 12	at Texas A&M-Kingsville	5 p.m.
Oct. 19	at Central Washington*	1 p.m.
Oct. 26	Midwestern State	1 p.m.
Nov. 2	at Simon Fraser *	1 p.m.
Nov. 9	Azusa Pacific*	1 p.m.
Nov. 16	Eastern New Mexico	1 p.m.

\*Conference Game

^All time listed are local to each teams schedule

**2019 LSC STANDINGS**

	LSC				OVERALL		
	W	L	Pct.		W	L	Pct.
ASU	0	0	0.000		3	0	1.000
MSU	0	0	0.000		3	0	1.000
TSU	0	0	0.000		3	0	1.000
TAMUC	0	0	0.000		2	0	1.000
<b>ENMU</b>	<b>0</b>	<b>0</b>	<b>0.000</b>		<b>2</b>	<b>1</b>	<b>1.000</b>
UTPB	0	0	0.000		2	1	1.000
WTAMU	0	0	0.000		2	1	1.000
TAMUK	0	0	0.000		1	2	0.000
WNMU	0	0	0.000		0	3	0.000

AFCA Top 25 Ranking in ( )

**WEEK 3 IN THE LSC****Saturday, Sept. 21**

Midwestern State at Angelo State*	6 p.m.
Western New Mexico at West Texas A&M*	6 p.m.
Texas A&M-Commerce at CSU-Pueblo	6 p.m.
Tarleton State at UT Permian Basin*	7 p.m.
<b>Texas A&amp;M-Kingsville at Eastern New Mexico*</b>	<b>7 p.m.</b>

\*LSC game

^All time listed are Central





## 2019 GAME RESULTS

	OVERALL	HOME	AWAY	NEUT
ALL GAMES	(2-1)	(1-0)	(1-1)	(0-0)
CONFERENCE	(0-1)	(0-0)	(0-1)	(0-0)
NON-CONFERENCE	(2-0)	(1-0)	(1-0)	(0-0)

DATE	OPPONENT	W/L	SCORE	REC.	TIME	ATT.
Sep 07	MISSOURI S&T	W	35-28	1-0-0	2:50	2216
Sep 14	at COLORADO MESA	W	44-37 (ot)	2-0-0	3:20	3357
Sep 21	at TEXAS A&M-COMMERCE L		45-27	2-1-0	2:55	7,968

\* - LSC Game

## 2019 TEAM STATISTICS

	ENMU	Opponents
SCORING	106	110
Points Per Game	35.3	36.7
Points Off Turnovers	21	28
FIRST DOWNS	77	63
Rushing	61	26
Passing	9	29
Penalty	7	8
RUSHING YARDAGE	1195	459
Yards gained rushing	1242	499
Yards lost rushing	47	40
Rushing Attempts	218	92
Average Per Rush	5.5	5.0
Average Per Game	398.3	153.0
TDs Rushing	11	4
PASSING YARDAGE	206	666
Comp-Att-Int	14-33-1	49-78-3
Average Per Pass	6.2	8.5
Average Per Catch	14.7	13.6
Average Per Game	68.7	222.0
TDs Passing	2	9
TOTAL OFFENSE	1401	1125
Total Plays	251	170
Average Per Play	5.6	6.6
Average Per Game	467.0	375.0
KICK RETURNS: #-Yards	11-161	14-330
PUNT RETURNS: #-Yards	2-0	5-96
INT RETURNS: #-Yards	3-10	1-1
KICK RETURN AVERAGE	14.6	23.6
PUNT RETURN AVERAGE	0.0	19.2
INT RETURN AVERAGE	3.3	-1.0
FUMBLES-LOST	5-3	6-5
PENALTIES-Yards	24-229	22-231
Average Per Game	76.3	77.0
PUNTS-Yards	11-350	6-230
Average Per Punt	31.8	38.3
Net punt average	21.3	38.3
KICKOFFS-Yards	17-937	20-1182
Average Per Kick	55.1	59.1
Net kick average	32.8	41.0
TIME OF POSSESSION/Game	37:38	22:22
3RD-DOWN Conversions	31/54	15/27
3rd-Down Pct	57%	56%
4TH-DOWN Conversions	3/6	1/4
4th-Down Pct	50%	25%
SACKS BY-Yards	1-4	3-15
MISC YARDS	0	20
TOUCHDOWNS SCORED	14	15
FIELD GOALS-ATTEMPTS	3-6	2-2
ON-SIDE KICKS	0-0	0-0
RED-ZONE SCORES	(12-14) 86%	(11-11) 100%
RED-ZONE TOUCHDOWNS	(10-14) 71%	(10-11) 91%
PAT-ATTEMPTS	(11-12) 92%	(14-15) 93%
ATTENDANCE	2216	11325
Games/Avg Per Game	1/2216	2/5662
Neutral Site Games		0/0

SCORE BY QTR	1	2	3	4	OT	TOTAL
Eastern N.M.	13	24	42	20	7	106
Opponents	35	17	24	34	0	110

## 2019 INDIVIDUAL STATISTICS

RUSHING	GP	Att	Gain	Loss	Net	Avg	TD	Long	Avg/G
Paul Terry	3	87	491	8	483	5.6	3	26	161.0
Wyatt Strand	3	59	293	22	271	4.6	5	33	90.3
Johnny Smith	3	28	156	12	144	5.1	1	50	48.0
Darryl Wiggins	3	18	110	0	110	6.1	0	16	36.7
Justin Manyweather	3	8	91	4	87	10.9	1	69	29.0
Tafari Gomillion	2	6	46	0	46	7.7	0	26	23.0
Currie Thomason	3	4	22	1	21	5.2	0	12	7.0
Vicen'te Walker	3	1	15	0	15	15.0	1	15	5.0
Tyreick Branch	3	2	11	0	11	5.5	0	10	3.7
Sultaan Sullivan	2	4	6	0	6	1.5	0	3	3.0
Matthew Askew-Betts	2	1	1	0	1	1.0	0	1	0.5
<b>Total.....</b>	<b>3</b>	<b>218</b>	<b>1242</b>	<b>47</b>	<b>1195</b>	<b>5.5</b>	<b>11</b>	<b>69</b>	<b>398.3</b>
<b>Opponents.....</b>	<b>3</b>	<b>92</b>	<b>499</b>	<b>40</b>	<b>459</b>	<b>5.0</b>	<b>4</b>	<b>69</b>	<b>153.0</b>

PASSING	G	Effic	Comp-Att-Int	Pct	Yds	TD	Long	Avg/G
Wyatt Strand	3	108.8	14-33-1	42.4	206	2	50	68.7
<b>Total.....</b>	<b>3</b>	<b>108.8</b>	<b>14-33-1</b>	<b>42.4</b>	<b>206</b>	<b>2</b>	<b>50</b>	<b>68.7</b>
<b>Opponents.....</b>	<b>3</b>	<b>164.9</b>	<b>49-78-3</b>	<b>62.8</b>	<b>666</b>	<b>9</b>	<b>73</b>	<b>222.0</b>

RECEIVING	G	No.	Yds	Avg	TD	Long	Avg/G
Zachery Fields	3	7	139	19.9	2	50	46.3
Johnny Smith	3	4	50	12.5	0	22	16.7
Justin Manyweather	3	1	11	11.0	0	11	3.7
Paul Terry	3	1	3	3.0	0	3	1.0
Darryl Wiggins	3	1	3	3.0	0	3	1.0
<b>Total.....</b>	<b>3</b>	<b>14</b>	<b>206</b>	<b>14.7</b>	<b>2</b>	<b>50</b>	<b>68.7</b>
<b>Opponents.....</b>	<b>3</b>	<b>49</b>	<b>666</b>	<b>13.6</b>	<b>9</b>	<b>73</b>	<b>222.0</b>

PUNT RETURNS	No.	Yds	Avg	TD	Long
Justin Manyweather	2	0	0.0	0	0
<b>Total.....</b>	<b>2</b>	<b>0</b>	<b>0.0</b>	<b>0</b>	<b>0</b>
<b>Opponents.....</b>	<b>5</b>	<b>96</b>	<b>19.2</b>	<b>2</b>	<b>55</b>

INTERCEPTIONS	No.	Yds	Avg	TD	Long
Vicen'te Walker	2	0	0.0	0	0
Lamontre Huval	1	10	10.0	0	10
<b>Total.....</b>	<b>3</b>	<b>10</b>	<b>3.3</b>	<b>0</b>	<b>10</b>
<b>Opponents.....</b>	<b>1</b>	<b>-1</b>	<b>-1.0</b>	<b>0</b>	<b>0</b>

KICK RETURNS	No.	Yds	Avg	TD	Long
Johnny Smith	4	76	19.0	0	34
Justin Manyweather	3	25	8.3	0	17
Dexter Carter	3	58	19.3	0	23
Matthew Askew-Betts	1	2	2.0	0	0
<b>Total.....</b>	<b>11</b>	<b>161</b>	<b>14.6</b>	<b>0</b>	<b>34</b>
<b>Opponents.....</b>	<b>14</b>	<b>330</b>	<b>23.6</b>	<b>0</b>	<b>66</b>

FUMBLE RETURNS	No.	Yds	Avg	TD	Long
Quincy Arceneaux	1	56	56.0	1	56
<b>Total.....</b>	<b>1</b>	<b>56</b>	<b>56.0</b>	<b>1</b>	<b>56</b>
<b>Opponents.....</b>	<b>1</b>	<b>2</b>	<b>2.0</b>	<b>0</b>	<b>2</b>

PATs									
SCORING	TD	FGs	Kick	Rush	Rcv	Pass	DXP	Saf	Pts
Wyatt Strand	5	0-0	0-0	0-0	0	1-2	0	0	30
Tyler Vargas	0	3-6	11-12	0-0	0	0-0	0	0	20
Paul Terry	3	0-0	0-0	0-0	0	0-0	0	0	18
Zachery Fields	2	0-0	0-0	0-0	0	0-0	0	0	12
Johnny Smith	1	0-0	0-0	0-0	1	0-0	0	0	8
Vicen'te Walker	1	0-0	0-0	0-0	0	0-0	0	0	6
Justin Manyweather	1	0-0	0-0	0-0	0	0-0	0	0	6
Quincy Arceneaux	1	0-0	0-0	0-0	0	0-0	0	0	6
<b>Total.....</b>	<b>14</b>	<b>3-6</b>	<b>11-12</b>	<b>0-0</b>	<b>1</b>	<b>1-2</b>	<b>0</b>	<b>0</b>	<b>106</b>
<b>Opponents.....</b>	<b>15</b>	<b>2-2</b>	<b>14-15</b>	<b>0-0</b>	<b>0</b>	<b>0-0</b>	<b>0</b>	<b>0</b>	<b>110</b>

PUNTING	No.	Yds	Avg	Long	TB	FC	I20	50+	Blkd
Tyler Vargas	9	350	38.9	54	1	2	1	1	2
TEAM	2	0	0.0	0	0	0	0	0	0
<b>Total.....</b>	<b>11</b>	<b>350</b>	<b>31.8</b>	<b>54</b>	<b>1</b>	<b>2</b>	<b>1</b>	<b>1</b>	<b>2</b>
<b>Opponents.....</b>	<b>6</b>	<b>230</b>	<b>38.3</b>	<b>45</b>	<b>0</b>	<b>2</b>	<b>4</b>	<b>0</b>	<b>0</b>

FIELD GOALS	FG-A	Pct	01-19	20-29	30-39	40-49	50+	Lg	Blk
Tyler Vargas	3-6	50.0	0-0	2-4	0-0	1-1	0-1	42	2

KICKOFFS	No.	Yds	Avg	TB	OB	Retn	Net YdLn
Tyler Vargas	17	937	55.1	2	1		
<b>Total.....</b>	<b>17</b>	<b>937</b>	<b>55.1</b>	<b>2</b>	<b>1</b>	<b>23.6</b>	<b>32.8</b>
<b>Opponents.....</b>	<b>20</b>	<b>1182</b>	<b>59.1</b>	<b>8</b>	<b>0</b>	<b>14.6</b>	<b>41.0</b>



FG SEQUENCE ( )=made field goal	Eastern New Mexico	OPPONENTS
Missouri S&T	50	-
Colorado Mesa	(24),29	(26)
Tex. A&M-Commerce	(26),(42),29	(43)

Numbers in (parentheses) indicate field goal was made.

ALL-PURPOSE	G	Rush	Rec	PR	KOR	IR	Tot	Avg/G
Paul Terry	3	483	3	0	0	0	486	162.0
Wyatt Strand	3	271	0	0	0	0	271	90.3
Johnny Smith	3	144	50	0	76	0	270	90.0
Zachery Fields	3	0	139	0	0	0	139	46.3
Justin Manyweather	3	87	11	0	25	0	123	41.0
Darryl Wiggins	3	110	3	0	0	0	113	37.7
Dexter Carter	3	0	0	0	58	0	58	19.3
Tafari Gomillion	2	46	0	0	0	0	46	23.0
Currie Thomason	3	21	0	0	0	0	21	7.0
Vicen'te Walker	3	15	0	0	0	0	15	5.0
Tyreick Branch	3	11	0	0	0	0	11	3.7
Lamontre Huval	3	0	0	0	0	10	10	3.3
Sultaan Sullivan	2	6	0	0	0	0	6	3.0
Matthew Askew-Betts	2	1	0	0	2	0	3	1.5
Total.....	3	1195	206	0	161	10	1572	524.0
Opponents.....	3	459	666	96	330	-1	1550	516.7

TOTAL OFFENSE	GP	Plays	Rush	Pass	Total	Avg/G
Paul Terry	3	87	483	0	483	161.0
Wyatt Strand	3	92	271	206	477	159.0
Johnny Smith	3	28	144	0	144	48.0
Darryl Wiggins	3	18	110	0	110	36.7
Justin Manyweather	3	8	87	0	87	29.0
Tafari Gomillion	2	6	46	0	46	23.0
Currie Thomason	3	4	21	0	21	7.0
Vicen'te Walker	3	1	15	0	15	5.0
Tyreick Branch	3	2	11	0	11	3.7
Sultaan Sullivan	2	4	6	0	6	3.0
Matthew Askew-Betts	2	1	1	0	1	0.5
Total.....	3	251	1195	206	1401	467.0
Opponents.....	3	170	459	666	1125	375.0

## 2019 OVERALL DEFENSIVE STATISTICS

	GP	Tackles		Ast	Total	TFL	Yds	Sacks	Pass Defense	BU	PD	QBh	Fumbles		FF	Blkd Kick	Saf
		Solo						No	Int	Yds			Rcv	Yds			
18 Lamontre Huval	3	10	12	22	2.0	-6	1.0	-4	1	-10	.	1	.	.	.	.	.
11 Charles Countee	3	12	8	20	2.0	-3	.	.	.	.	1	.	1	-0	.	.	.
40 Noah Sweitzer	3	10	9	19	1.0	-1	.	.	.	.	.	.	1	-0	1	.	.
23 Vicen'te Walker	3	11	8	19	.	.	.	.	2	-0	2	.	.	.	.	.	.
99 Jamar Claibourn	3	5	7	12	2.0	-5	.	.	.	.	.	.	.	.	1	.	.
24 Connor Sosa	3	4	6	10	1.0	-2	.	.	.	.	.	.	.	.	.	.	.
14 Roope Henry	3	3	6	9	1.5	-4	.	.	.	.	.	1	.	.	.	.	.
94 Rakeem Hatchett	3	2	7	9	.	.	.	.	.	.	.	.	.	.	.	.	.
12 Quincy Arceneaux	3	4	5	9	.	.	.	.	.	.	.	2	1	-56	.	.	.
20 Ricky Barfield	3	5	3	8	0.5	-1	.	.	.	.	1	1	.	.	.	.	.
35 Ryan Moore	3	4	2	6	.	.	.	.	.	.	3	3	.	.	.	.	.
44 Mazin Richards	3	4	1	5	1.0	-5	.	.	.	.	.	.	.	.	.	.	.
8 De'John Burns	3	3	1	4	1.0	-4	.	.	.	.	1	1	1	-0	.	.	.
33 Emilio Rodriguez	3	3	.	3	.	.	.	.	.	.	.	.	.	.	.	.	.
43 Raul Montalvo	3	.	3	3	.	.	.	.	.	.	.	.	.	.	.	.	.
19 Malik Goss	2	1	1	2	.	.	.	.	.	.	.	.	.	.	.	.	.
88 Xavier Jackson	1	1	1	2	.	.	.	.	.	.	.	.	.	.	.	.	.
21 Deon Lee	3	1	1	2	.	.	.	.	.	.	.	.	.	.	.	.	.
29 Colby Russ	3	2	.	2	.	.	.	.	.	.	.	.	.	.	.	.	.
27 Davon Conyers	3	2	.	2	.	.	.	.	.	.	.	.	.	.	.	.	.
48 Troy Bethsold	3	2	.	2	.	.	.	.	.	.	.	.	.	.	.	.	.
86 Tyler Vargas	3	2	.	2	.	.	.	.	.	.	.	.	.	.	.	.	.
17 Tyreick Branch	3	.	1	1	.	.	.	.	.	.	.	.	.	.	.	.	.
97 Rapi Sotoa	3	.	1	1	.	.	.	.	.	.	.	.	.	.	.	.	.
34 Matthew Askew-Betts	2	2	.	1	1	.	.	.	.	.	.	.	.	.	.	.	.
9 Justin Manyweather	3	1	.	1	.	.	.	.	.	.	.	.	1	-0	.	.	.
5 Darryl Wiggins	3	.	.	.	.	.	.	.	.	.	.	.	.	.	.	.	.
Total.....	3	92	84	176	12	-31	1	-4	3	-10	7	10	4	-56	2	.	.
Opponents.....	3	145	155	300	15	-45	3	-15	1	-1	4	5	7	-2	2	4	.



**ENMU 2019 INDIVIDUAL SUPERLATIVES**

Rushes	32	Paul Terry at Colorado Mesa (Sep 14, 2019)
Yards Rushing	189	Paul Terry vs Missouri S&T (Sep 07, 2019)
TD Rushes	3	Paul Terry vs Missouri S&T (Sep 07, 2019)
		Wyatt Strand at Colorado Mesa (Sep 14, 2019)
Long Rush	69	Justin Manyweather at Colorado Mesa (Sep 14, 2019)
Pass attempts	15	Wyatt Strand at Tex. A&M-Commerce (Sep 21, 2019)
Pass completions	6	Wyatt Strand at Colorado Mesa (Sep 14, 2019)
Yards Passing	127	Wyatt Strand at Colorado Mesa (Sep 14, 2019)
TD Passes	1	Wyatt Strand vs Missouri S&T (Sep 07, 2019)
		Wyatt Strand at Colorado Mesa (Sep 14, 2019)
Long Pass	50	Wyatt Strand at Colorado Mesa (Sep 14, 2019)
Receptions	4	Zachery Fields at Colorado Mesa (Sep 14, 2019)
Yards Receiving	110	Zachery Fields at Colorado Mesa (Sep 14, 2019)
TD Receptions	1	Zachery Fields vs Missouri S&T (Sep 07, 2019)
		Zachery Fields at Colorado Mesa (Sep 14, 2019)
Long Reception	50	Zachery Fields at Colorado Mesa (Sep 14, 2019)
Field Goals	2	Tyler Vargas at Tex. A&M-Commerce (Sep 21, 2019)
Long Field Goal	42	Tyler Vargas at Tex. A&M-Commerce (Sep 21, 2019)
Punts	5	Tyler Vargas at Tex. A&M-Commerce (Sep 21, 2019)
Punting Avg	44.7	Tyler Vargas at Colorado Mesa (Sep 14, 2019)
Long Punt	54	Tyler Vargas at Colorado Mesa (Sep 14, 2019)
Punts inside 20	1	Tyler Vargas at Colorado Mesa (Sep 14, 2019)
Long Kickoff Return	34	Johnny Smith at Tex. A&M-Commerce (Sep 21, 2019)
Tackles	12	Lamontre Huval vs Missouri S&T (Sep 07, 2019)
Sacks	1.0	Lamontre Huval at Tex. A&M-Commerce (Sep 21, 2019)
Tackles For Loss	2.0	Charles Countee at Colorado Mesa (Sep 14, 2019)
Interceptions	1	Vicen'te Walker vs Missouri S&T (Sep 07, 2019)
		Lamontre Huval at Colorado Mesa (Sep 14, 2019)
		Vicen'te Walker at Tex. A&M-Commerce (Sep 21, 2019)

**ENMU 2019 TEAM SUPERLATIVES**

Rushes	77	vs Missouri S&T (Sep 07, 2019)
Yards Rushing	472	vs Missouri S&T (Sep 07, 2019)
Yards Per Rush	6.1	vs Missouri S&T (Sep 07, 2019)
TD Rushes	4	vs Missouri S&T (Sep 07, 2019)
		at Colorado Mesa (Sep 14, 2019)
Pass attempts	15	at Tex. A&M-Commerce (Sep 21, 2019)
Pass completions	6	at Colorado Mesa (Sep 14, 2019)
Yards Passing	127	at Colorado Mesa (Sep 14, 2019)
Yards Per Pass	10.6	at Colorado Mesa (Sep 14, 2019)
TD Passes	1	vs Missouri S&T (Sep 07, 2019)
		at Colorado Mesa (Sep 14, 2019)
Total Plays	86	at Colorado Mesa (Sep 14, 2019)
Total Offense	567	at Colorado Mesa (Sep 14, 2019)
Yards Per Play	6.6	at Colorado Mesa (Sep 14, 2019)
Points	44	at Colorado Mesa (Sep 14, 2019)
Sacks By	1	at Tex. A&M-Commerce (Sep 21, 2019)
First Downs	28	vs Missouri S&T (Sep 07, 2019)
Penalties	12	at Colorado Mesa (Sep 14, 2019)
Penalty Yards	114	at Colorado Mesa (Sep 14, 2019)
Turnovers	2	at Tex. A&M-Commerce (Sep 21, 2019)
Interceptions By	1	vs Missouri S&T (Sep 07, 2019)
		at Colorado Mesa (Sep 14, 2019)
		at Tex. A&M-Commerce (Sep 21, 2019)
Punts	5	at Colorado Mesa (Sep 14, 2019)
		at Tex. A&M-Commerce (Sep 21, 2019)
Punting Avg	37.0	vs Missouri S&T (Sep 07, 2019)
Long Punt	54	at Colorado Mesa (Sep 14, 2019)
Punts inside 20	1	at Colorado Mesa (Sep 14, 2019)

**OPPONENT 2019 INDIVIDUAL SUPERLATIVES**

Rushes	21	Jones, Deshawn, vs Missouri S&T (Sep 07, 2019)
Yards Rushing	96	Jones, Deshawn, vs Missouri S&T (Sep 07, 2019)
TD Rushes	1	Simms, Brennan, vs Missouri S&T (Sep 07, 2019)
		Jones, Deshawn, vs Missouri S&T (Sep 07, 2019)
		J. Rodriguez, at Colorado Mesa (Sep 14, 2019)
		Carandal Hale, at Tex. A&M-Commerce (Sep 21, 2019)
Long Rush	69	Moya, Aaron, vs Missouri S&T (Sep 07, 2019)
Pass attempts	33	A. Howard, at Colorado Mesa (Sep 14, 2019)
Pass completions	21	A. Howard, at Colorado Mesa (Sep 14, 2019)
Yards Passing	243	Miklo Smalls, at Tex. A&M-Commerce (Sep 21, 2019)
TD Passes	4	Miklo Smalls, at Tex. A&M-Commerce (Sep 21, 2019)
Long Pass	73	Miklo Smalls, at Tex. A&M-Commerce (Sep 21, 2019)
Receptions	7	B. Toussaint, at Colorado Mesa (Sep 14, 2019)
		J. Bridges, at Tex. A&M-Commerce (Sep 21, 2019)
Yards Receiving	112	Chance Cooper, at Tex. A&M-Commerce (Sep 21, 2019)
TD Receptions	2	J. Bridges, at Tex. A&M-Commerce (Sep 21, 2019)
		Chance Cooper, at Tex. A&M-Commerce (Sep 21, 2019)
Long Reception	73	Chance Cooper, at Tex. A&M-Commerce (Sep 21, 2019)
Field Goals	1	L. Ruiz-Diaz, at Colorado Mesa (Sep 14, 2019)
		Jake Viquez, at Tex. A&M-Commerce (Sep 21, 2019)
Long Field Goal	43	Jake Viquez, at Tex. A&M-Commerce (Sep 21, 2019)
Punts	3	I. Maestas, at Colorado Mesa (Sep 14, 2019)
Punting Avg	41.0	Andrew Gomez, at Tex. A&M-Commerce (Sep 21, 2019)
Long Punt	45	I. Maestas, at Colorado Mesa (Sep 14, 2019)
Punts inside 20	2	I. Maestas, at Colorado Mesa (Sep 14, 2019)
Long Punt Return	55	D. Ramsey, at Tex. A&M-Commerce (Sep 21, 2019)
Long Kickoff Return	66	I. Salazar, at Colorado Mesa (Sep 14, 2019)
Tackles	16	Onwugbufo, J., vs Missouri S&T (Sep 07, 2019)
Sacks	1.0	N. Behbahani, at Tex. A&M-Commerce (Sep 21, 2019)
		Ronathon Elmore, at Tex. A&M-Commerce (Sep 21, 2019)
Tackles For Loss	2.5	Ronathon Elmore, at Tex. A&M-Commerce (Sep 21, 2019)
Interceptions	1	Camplin, Stefan, vs Missouri S&T (Sep 07, 2019)

**OPPONENT 2019 TEAM SUPERLATIVES**

Rushes	34	at Colorado Mesa (Sep 14, 2019)
Yards Rushing	209	vs Missouri S&T (Sep 07, 2019)
Yards Per Rush	6.7	vs Missouri S&T (Sep 07, 2019)
TD Rushes	2	vs Missouri S&T (Sep 07, 2019)
Pass attempts	41	at Colorado Mesa (Sep 14, 2019)
Pass completions	24	at Colorado Mesa (Sep 14, 2019)
Yards Passing	243	at Tex. A&M-Commerce (Sep 21, 2019)
Yards Per Pass	16.2	at Tex. A&M-Commerce (Sep 21, 2019)
TD Passes	4	at Tex. A&M-Commerce (Sep 21, 2019)
Total Plays	75	at Colorado Mesa (Sep 14, 2019)
Total Offense	411	vs Missouri S&T (Sep 07, 2019)
Yards Per Play	7.9	at Tex. A&M-Commerce (Sep 21, 2019)
Points	45	at Tex. A&M-Commerce (Sep 21, 2019)
Sacks By	2	at Tex. A&M-Commerce (Sep 21, 2019)
First Downs	27	at Colorado Mesa (Sep 14, 2019)
Penalties	10	at Tex. A&M-Commerce (Sep 21, 2019)
Penalty Yards	95	at Tex. A&M-Commerce (Sep 21, 2019)
Turnovers	4	at Colorado Mesa (Sep 14, 2019)
Interceptions By	1	vs Missouri S&T (Sep 07, 2019)
Punts	3	at Colorado Mesa (Sep 14, 2019)
Punting Avg	41.0	at Tex. A&M-Commerce (Sep 21, 2019)
Long Punt	45	at Colorado Mesa (Sep 14, 2019)
Punts inside 20	2	at Colorado Mesa (Sep 14, 2019)
Long Punt Return	55	at Tex. A&M-Commerce (Sep 21, 2019)



## 2019 GAME-BY-GAME STARTERS

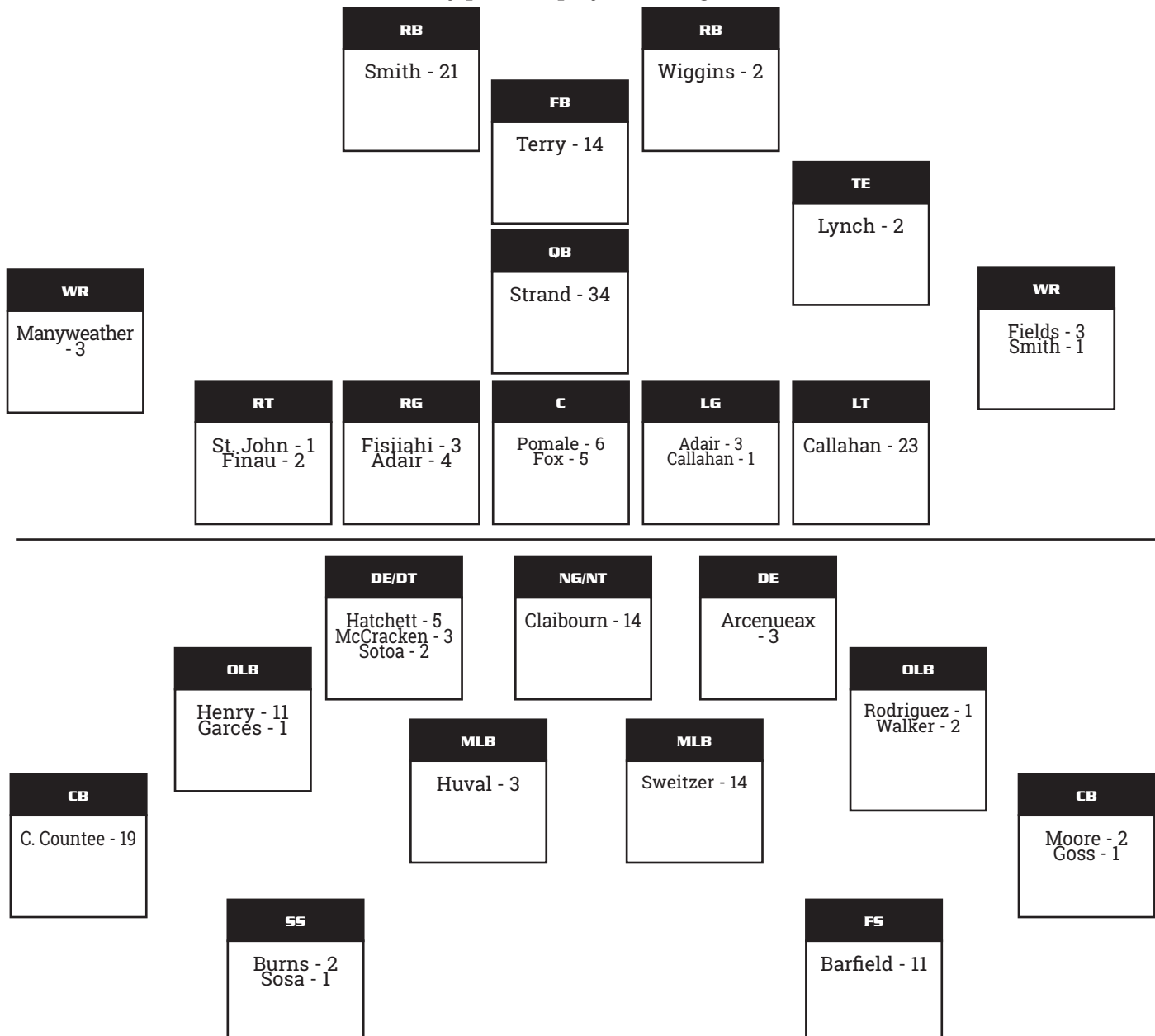
## OFFENSE

Game	WR	WR/TE	RB	RB/WR	LT	LG	C	RG	RT	QB	FB
MS&T	Fields	Lynch	Smith	Wiggins	Callahan	Adair	Loftus-Fox	Fisiiahi	St. John	Strand	Terry
CMU	Fields	Lynch	Smith	Manyweather	Callahan	Adair	Loftus-Fox	Fisiiahi	Finau	Strand	Terry
TAMUC	Fields	Lynch	Smith	Manyweather	Callahan	Adair	Loftus-Fox	Fisiiahi	Finau	Strand	Terry

## DEFENSE


Game	NT/NG	DT/DE	DE	DE/OLB	MLB	MLB	OLB/SS	CB	FS	SS	CB
MS&T	Claibourn	Hatchett	Arceneaux	Henry	Huval	Sweitzer	Rodriguez	Countee	Barfield	Sosa	Moore
CMU	Claibourn	Sotoa	Arceneaux	Henry	Huval	Sweitzer	Walker	Countee	Barfield	Burns	Moore
TAMUC	Claibourn	Sotoa	Arceneaux	Henry	Huval	Sweitzer	Walker	Countee	Barfield	Burns	Goss

## Career starts by position players during the 2019 season





## 2019 GAME SUMMARIES

GAME 1 / 9.7.19	<b>MISSOURI S&amp;T</b>	<b>28</b>
	<b>ENMU</b>	<b>35</b>
		
<b>Portales, N.M.</b> <b>Greyhound Stadium</b> <b>2,216</b>		

SCORING BY QUARTERS	1	2	3	4	F
Missouri S&T	14	7	0	7	28
Eastern N.M.	7	14	7	7	35

Qtr	Time	Team	Scoring Play	Conversion
1st	08:59	ENMU	Paul Terry 9 yd run (Tyler Vargas kick)	
	07:34	MST	Brown, Josh 61 yd pass from Simms, Brennan (Styron, Ben kick)	
	00:50	MST	Simms, Brennan 1 yd run (Styron, Ben kick)	
2nd	12:08	ENMU	Zachery Fields 15 yd pass from Wyatt Strand (Tyler Vargas kick)	
	07:47	MST	Jones, Deshawn 11 yd run (Styron, Ben kick)	
	01:41	ENMU	Paul Terry 2 yd run (Tyler Vargas kick)	
3rd	03:52	ENMU	Paul Terry 2 yd run (Tyler Vargas kick)	
4th	13:24	MST	Clemons, Cameron 27 yd pass from Simms, Brennan (Styron, Ben kick)	
	04:51	ENMU	Johnny Smith 6 yd run (Tyler Vargas kick)	

	ENMU	MST
FIRST DOWNS	21	28
Rushing	11	26
Passing	8	2
Penalty	2	0
NET YARDS RUSHING	209	472
Rushing Attempts	31	77
Average Per Rush	6.7	6.1
Rushing Touchdowns	2	4
Yards Gained Rushing	216	484
Yards Lost Rushing	7	12
NET YARDS PASSING	202	31
Completions-Attempts-Int	12-22-1	3-6-1
Average Per Attempt	9.2	5.2
Average Per Completion	16.8	10.3
Passing Touchdowns	2	1
TOTAL OFFENSE YARDS	411	503
Total offense plays	53	83
Average Gain Per Play	7.8	6.1
Fumbles: Number-Lost	1-1	0-0
Penalties: Number-Yards	6-76	6-50
PUNTS-YARDS	2-75	1-37
Average Yards Per Punt	37.5	37.0
Net Yards Per Punt	37.5	47.0
Inside 20	1	0
50+ Yards	0	0
Touchbacks	0	0
Fair catch	1	0
KICKOFFS-YARDS	5-295	5-281
Average Yards Per Kickoff	59.0	56.2
Net Yards Per Kickoff	37.4	35.4
Touchbacks	2	2
Fair Catch Yards	0	0
Punt returns: Number-Yards-TD	1-10-0	0-0-0
Average Per Return	-10.0	0.0
Kickoff returns: Number-Yds-TD	3-54-0	3-58-0
Average Per Return	18.0	19.3
Interceptions: Number-Yds-TD	1-1-0	1-0-0
Fumble Returns: Number-Yds-TD	0-0-0	0-0-0
Miscellaneous Yards	0	0
Possession Time	23:54	36:06
1st Quarter	5:56	9:04
2nd Quarter	3:58	11:02
3rd Quarter	10:08	4:52
4th Quarter	3:52	11:08
Third-Down Conversions	6 of 9	13 of 17
Fourth-Down Conversions	0 of 1	0 of 2
Red-Zone Scores-Chances	3-3	4-5
Touchdowns	3-3	4-5
Field goals	0-3	0-5
Sacks By: Number-Yards	1-4	0-0
PAT Kicks	4-4	5-5
Field Goals	0-0	0-1

## RUSHING


Missouri S&T-Jones, Deshawn 21-96; Moya, Aaron 5-93; McAlister, Payton 4-19; Simms, Brennan 1-1. Eastern N.M.-Paul Terry 31-189; Johnny Smith 10-103; Wyatt Strand 17-72; Darryl Wiggins 7-37; Tafari Gomillion 4-35; Justin Manyweather 4-17; Currie Thomason 2-16; Sultaan Sulivan 2-3.

## PASSING

Eastern N.M. - Missouri S&T-Simms, Brennan 12-20-1-202; King, Staton 0-2-0-0. Eastern N.M.-Wyatt Strand 3-6-1-31..

## RECEIVING

Missouri S&T-Brown, Josh 3-84; McAlister, Payton 3-26; Clemons, Cameron 2-32; Michel, Breon 1-43; Armontrout, Logan 1-9; Griffin, Austin 1-5; Nickleberry, Tate 1-3. Eastern N.M.-Zachery Fields 2-20; Justin Manyweather 1-11.

GAME 2 / 9.14.19	<b>ENMU</b>	<b>44</b>
	<b>COLORADO MESA</b>	<b>37</b>
		
<b>Grand Junction, Colo.</b> <b>Stocker Stadium</b> <b>3,357</b>		

SCORING	1	2	3	4	OT	T
Eastern N.M.	3	7	27	0	7	44
Colorado Mesa	7	0	17	13	0	37


Qtr	Time	Team	Scoring Play	Conversion
1st	11:00	ENMU	Tyler Vargas 24 yd field goal	
	04:08	CMU	K. Sapp 3 yd pass from A. Howard (L. Ruiz-Diaz kick)	
2nd	05:26	ENMU	Zachery Fields 50 yd pass from Wyatt Strand (Tyler Vargas kick)	
3rd	13:30	ENMU	Quincy Arceneaux 56 yd fumble recovery	
	09:54	ENMU	Wyatt Strand 1 yd run	
	07:08	CMU	L. Ruiz-Diaz 26 yd field goal	
	05:01	CMU	N. Hale 26 yd blocked punt return	
	04:37	ENMU	Justin Manyweather 69 yd run (Tyler Vargas kick failed)	
	03:04	ENMU	Wyatt Strand 9 yd run (Tyler Vargas kick)	
	00:03	CMU	J. Rodriguez 14 yd run (L. Ruiz-Diaz kick)	
4th	10:25	CMU	D. Rienks 4 yd pass from A. Howard	
	03:22	CMU	P. Anderson 20 yd pass from A. Howard (L. Ruiz-Diaz kick)	
OT	15:00	ENMU	Wyatt Strand 6 yd run (Tyler Vargas kick)	

	ENMU	CMU
FIRST DOWNS	26	27
Rushing	19	10
Passing	5	13
Penalty	2	4
NET YARDS RUSHING	440	160
Rushing Attempts	74	34
Average Per Rush	5.9	4.7
Rushing Touchdowns	4	1
Yards Gained Rushing	444	171
Yards Lost Rushing	4	11
NET YARDS PASSING	127	221
Completions-Attempts-Int	6-12-0	24-41-1
Average Per Attempt	10.6	5.4
Average Per Completion	21.2	9.2
Passing Touchdowns	1	3
TOTAL OFFENSE YARDS	567	381
Total offense plays	86	75
Average Gain Per Play	6.6	5.1
Fumbles: Number-Lost	2-1	4-3
Penalties: Number-Yards	12-114	6-60
PUNTS-YARDS	5-134	3-114
Average Yards Per Punt	26.8	38.0
Net Yards Per Punt	19.6	38.0
Inside 20	1	2
50+ Yards	1	0
Touchbacks	0	0
Fair catch	2	1
KICKOFFS-YARDS	7-389	7-450
Average Yards Per Kickoff	55.6	64.3
Net Yards Per Kickoff	28.3	42.0
Touchbacks	0	5
Fair Catch Yards	0	0
Punt returns: Number-Yards-TD	2-0-0	2-36-1
Average Per Return	0.0	18.0
Kickoff returns: Number-Yds-TD	2-31-0	7-191-0
Average Per Return	15.5	27.3
Interceptions: Number-Yds-TD	1-10-0	0-0-0
Fumble Returns: Number-Yds-TD	1-56-1	1-2-0
Miscellaneous Yards	0	20
Possession Time	37:07	22:53
1st Quarter	10:20	4:40
2nd Quarter	10:56	4:04
3rd Quarter	6:48	8:12
4th Quarter	9:03	5:57
OT Quarter	0:00	0:00
Third-Down Conversions	8 of 16	5 of 11
Fourth-Down Conversions	0 of 1	1 of 2
Red-Zone Scores-Chances	4-5	5-5
Touchdowns	3-5	4-5
Field goals	1-5	1-5
Field Goals	0-0	0-1

RUSHING: Eastern N.M.-Paul Terry 32-184; Wyatt Strand 16-96; Justin Manyweather 3-69; Darryl Wiggins 7-42; Johnny Smith 11-36; Tafari Gomillion 2-11; Sultaan Sulivan 2-3; Currie Thomason 1-minus 1. Colorado Mesa-J. Rodriguez 16-93; T. Windham 5-26; I. Maestas 7-23; A. Howard 3-12; H. Bollinger 3-3; D. Rienks 0-3.

PASSING: Eastern N.M.-Wyatt Strand 6-12-0-127. Colorado Mesa-A. Howard 21-33-1-188; H. Bollinger 3-8-0-33.

RECEIVING: Eastern N.M.-Zachery Fields 4-110; Johnny Smith 2-17. Colorado Mesa-B. Toussaint 7-90; K. Sapp 6-47; P. Anderson 4-51; D. Rienks 3-20; J. Rodriguez 3-9; I. Maestas 1-4.

GAME 3 / 9.21.19	<b>ENMU</b>	<b>27</b>
	<b>TEXAS A&amp;M-COMMERCE</b>	<b>45</b>
		
<b>Commerce, Texas</b> <b>Memorial Stadium</b> <b>7968</b>		

SCORING BY QUARTERS	1	2	3	4	F
Eastern N.M.	3	3	8	13	27
Texas A&M-Commerce	14	10	7	14	45

Qtr	Time	Team	Scoring Play	Conversion
1st	07:10	ENMU	Tyler Vargas 26 yd field goal	
	03:59	TAMUC	Carandal Hale 1 yd run (Jake Viquez kick)	
	01:59	TAMUC	D. Ramsey 55 yd punt return (Jake Viquez kick)	
2nd	04:20	TAMUC	Jake Viquez 43 yd field goal	
	03:06	TAMUC	J. Bridges 9 yd pass from Miklo Smalls (Jake Viquez kick)	
	00:00	ENMU	Tyler Vargas 42 yd field goal	
3rd	11:29	TAMUC	Chance Cooper 73 yd pass from Miklo Smalls (Jake Viquez kick)	
	02:26	ENMU	V. Walker 15 yd run (Johnny Smith pass from Wyatt Strand)	
4th	14:52	TAMUC	J. Bridges 36 yd pass from Miklo Smalls (Jake Viquez kick)	
	12:31	ENMU	Wyatt Strand 3 yd run (Wyatt Strand pass failed)	
	10:38	TAMUC	Chance Cooper 18 yd pass from Miklo Smalls (Jake Viquez kick)	
	00:30	ENMU	Wyatt Strand 4 yd run (Tyler Vargas kick)	

	ENMU	TAMUC
FIRST DOWNS	23	15
Rushing	16	5
Passing	2	8
Penalty	5	2
NET YARDS RUSHING	283	90
Rushing Attempts	67	27
Average Per Rush	4.2	3.3
Rushing Touchdowns	3	1
Yards Gained Rushing	314	112
Yards Lost Rushing	31	22
NET YARDS PASSING	48	243
Completions-Attempts-Int	5-15-0	13-15-1
Average Per Attempt	3.2	16.2
Average Per Completion	9.6	18.7
Passing Touchdowns	0	4
TOTAL OFFENSE YARDS	331	333
Total offense plays	82	42
Average Gain Per Play	4.0	7.9
Fumbles: Number-Lost	3-2	1-1
Penalties: Number-Yards	6-65	10-95
PUNTS-YARDS	5-179	1-41
Average Yards Per Punt	35.8	41.0
Net Yards Per Punt	17.8	41.0
Inside 20	0	1
50+ Yards	0	0
Touchbacks	1	0
Fair catch	0	0
KICKOFFS-YARDS	5-267	8-437
Average Yards Per Kickoff	53.4	54.6
Net Yards Per Kickoff	36.4	42.5
Touchbacks	0	1
Fair Catch Yards	0	14
Punt returns: Number-Yards-TD	0-0-0	2-70-1
Average Per Return	0.0	35.0
Kickoff returns: Number-Yds-TD	6-72-0	4-85-0
Average Per Return	12.0	21.2
Interceptions: Number-Yds-TD	1-0-0	0-0-0
Fumble Returns: Number-Yds-TD	0-0-0	0-0-0
Miscellaneous Yards	0	0
Possession Time	39:42	20:18
1st Quarter	12:19	2:41
2nd Quarter	5:45	9:15
3rd Quarter	10:38	4:22
4th Quarter	11:00	4:00
Third-Down Conversions	10 of 21	4 of 7
Fourth-Down Conversions	3 of 3	0 of 1
Red-Zone Scores-Chances	4-4	3-3
Touchdowns	3-4	3-3
Field goals	1-4	0-3
Sacks By: Number-Yards	1-4	2-11
PAT Kicks	1-1	6-6
Field Goals	2-3	1-1

RUSHING: Eastern N.M.-Paul Terry 24-110; Wyatt Strand 26-103; Darryl Wiggins 4-31; V. Walker 1-15; Tyreick Branch 2-11; Currie Thomason 1-6; Johnny Smith 7-5; M. Askew-Betts 1-1; J. Manyweather 1-1. Tex. A&M-Commerce-A. Lealiiee 5-58; Miklo Smalls 8-25; Carandal Hale 9-15; E.J. Thompson 1-3; TEAM 1-minus 2; J. Bridges 2-minus 4; Chance Cooper 1-minus 5.

PASSING: Eastern N.M.-Wyatt Strand 5-15-0-48. Tex. A&M-Commerce-Miklo Smalls 13-15-1-243.

RECEIVING: Eastern N.M.-Johnny Smith 2-33; Zachery Fields 1-9; Darryl, Wiggins 1-3; Paul Terry 1-3. Tex. A&M-Commerce-J. Bridges 7-85; Chance Cooper 3-112; Darian Owens 2-37; Ryan Stokes 1-9.



2019 GAME SUMMARIES

