



ENMU 2019 FOOTBALL

NCAA PLAYOFFS

BOWL GAMES
2015 • 2016

LSC CHAMPIONS
1991 • 2013

ENMU INFORMATION

Name of School: Eastern New Mexico University
Colors: Green and Silver
Location: Portales, N.M.
Founded: 1934
Enrollment: 5,694
School Colors: Green & Silver
Affiliation: NCAA Division II
Conference: Lone Star
President: Dr. Jeff Elwell
Alma Mater: Southern Illinois University, Ph.D.
Interim Athletic Director: Dr. Jeff Long
Alma Mater: University of Georgia, Ph.D.
First Year of Football: 1934 (82 seasons)
All-Time Record (NAIA era included): 402-400-21
NCAA All-Time Record (1984-Pres.): 180-180-4
Stadium: Greyhound Stadium / Al Whitehead Field
Capacity: 4,000
Playing Surface: Synthetic Turf
Head Coach: Kelley Lee
Alma Mater: Western New Mexico, 2000
Record at ENMU: 16-9 (.640) / 3rd season
Career Record: Same

Eastern New Mexico 3-1, 1-1 LSC

Last Game Sept. 28, 2019 in Portales, N.M.
 Defeated Texas A&M-Kingsville, 48-34
Head Coach Kelley Lee (WNMU, 2000)
ENMU Record 16-9 (third season)
Career Record Same
Lettermen Returning/Lost
Offense 13/13
Defense 20/6
Total 33/19
Starters Returning/Lost
Offense 7/4
Defense 7/4
Total 14/7

ENMU Football Coaching Staff

Kelley Lee Head Coach / Offensive Coordinator
 Michael Walton Asst. Head Coach / Defensive Coordinator
 Andrew McCraw Offensive Line / Academic Coordinator
 Devante Sims Cornerbacks / Recruiting Coordinator
 Travis Lee Running Backs
 Max Silver Defensive Line
 Eddie Rodriguez Graduate Assistant / Wide Receivers
 Eric Osbourne Graduate Assistant / Tight Ends
 Pecos Fort Graduate Assistant / Tight Ends
 Jesse Diaz Graduate Assistant / Linebackers
 Zach Johnson Graduate Assistant / Secondary

Eastern New Mexico Sports Information Ryan Shumaker

Asst. AD for Marketing, Events & Sports Information
 575.562.4309 (office) • ryan.shumaker@enmu.edu

WEEK 5

WICHITA FALLS, TEXAS (MEMORIAL STADIUM)



MIDWESTERN STATE MUSTANGS (3-1)

Head Coach: Bill Maskill (Western Kentucky, '71)
Record at Midwestern State: 140-50 (18th season)
Career Record: 153-68 (20th Season)

at



EASTERN NEW MEXICO GREYHOUNDS (3-1)












Head Coach: Kelley Lee (Western New Mexico, 2000)
Record at ENMU: 16-9 (3rd season)
Career Record: Same

Oct. 5, 2019 • 6 p.m. MT • Radio: 105.9 KSEL-FM
 Wichita Falls, Texas | Memorial Stadium

THE DEFENDERS OF GREYHOUND STADIUM

- Eastern New Mexico overcame a slow start coming out of an hour long lightning delay last Saturday night to win their fifth consecutive game inside Greyhound Stadium. The Hounds forced four second half turnovers to overcome a 31-17 deficit with 8:46 remaining in the third quarter.
- Senior's Wyatt Strand and Paul Terry each eclipsed the 100 yard mark as the Hounds rolled for 515 rushing yards and padded their lead as the nation's top rushing attack. The win also served as the first Lone Star Conference victory of the season and sets the stage for a monumental match-up for Eastern this week on the road at Midwestern State, who enters the week with an identical record.
- Strand rushed for a career-high 195 yards and two touchdowns on 25 carries while Terry put in 179 yards and a score on 26 carries of his own.
- The Hound defense showed up when it mattered once again and forced four turnovers and recorded four sacks throughout the contest to help lead the Hounds to 17 points off of turnovers for the game.

2019 EASTERN NEW MEXICO GREYHOUNDS FOOTBALL SCHEDULE/RESULTS

| | | | |
|---|----------|---|---|
|  | Sept. 7 | Missouri S&T | W, 35-28 |
|  | Sept. 14 | at Colorado Mesa | W, 44-37 (OT) |
|  | Sept. 21 | at Texas A&M-Commerce | L, 45-27 |
|  | Sept. 28 | Texas A&M-Kingsville* (Homecoming) | W, 48-34 |
|  | Oct. 5 | at Midwestern State* | 6 p.m. MSU leads 18-6 2018: Mustangs recovered an onside kick late to hold off a Hounds rally in a 31-23 home loss. |
|  | Oct. 12 | Tarleton State* (Hall of Honors/Family Weekend) | 6 p.m. ENMU leads 14-12 2018: Hounds dropped a 48-28 road decision after facing their fourth ranked opponent in six weeks. |
|  | Oct. 19 | at Western New Mexico* (Chile Bowl) | 6 p.m. ENMU leads 41-15-2 2018: Hounds defeated the Mustangs 55-9 to capture the inaugural Chile Bowl victory. |
|  | Oct. 26 | West Texas A&M* (Wagon Wheel Game) | 6 p.m. ENMU leads 17-16 2018: Hounds shutout Buffs for the first time since 1992 to capture third straight Wagon Wheel trophy. |
|  | Nov. 2 | at UT Permian Basin* | 5 p.m. ENMU leads 3-0 2018: Hounds defeated the Falcons 24-7 to hold third straight opponent to nine points or less. |
|  | Nov. 9 | Angelo State* (Senior Day) | 6 p.m. ASU leads 25-17-1 2018: Rams snapped the Hounds' three-game win streak by a score of 34-17 on the road. |
|  | Nov. 16 | at Western Oregon | 2 p.m. ENMU leads 1-0 2018: Hounds make a huge defensive stop in the redzone late to close the season with a 19-14 win. |

* Designates Lone Star Conference game
 All time listed are Mountain and subject to change



KELLEY LEE
HEAD COACH
THIRD SEASON

THE LEE FILE

EDUCATION

College: Western New Mexico, 2000 (Bachelors)

COACHING EXPERIENCE

2002-2003 Eastern New Mexico, graduate assistant
 2006-2007 New Mexico Military Institute, assistant coach
 2008 Midland College, assistant head coach
 2009-2011 Valencia High School (NM), head coach
 2012-2016 Eastern New Mexico, assistant coach
 2017-Pres. Eastern New Mexico, head coach

THE LEE WORKSHEET

| Year | School | Overall Record | Conference Record, Finish |
|-------------------------|--------------------|----------------|---------------------------|
| 2017 | Eastern New Mexico | 8-2 | 6-2, 3rd LSC |
| 2018 | Eastern New Mexico | 5-6 | 4-4, 4th LSC |
| 2019 | Eastern New Mexico | 3-1 | 1-1 |
| Totals 3 seasons | | 16-9 | 11-7 |
| ENMU 3 seasons | | 16-9 | 11-7 |

LEE VS. ALL OPPONENTS

| Opponent | Overall | | Neutral | |
|----------------------|-------------|------------|------------|------------|
| | W-L | Home W-L | Away W-L | W-L |
| Angelo State | 1-1 | 1-0 | 0-1 | 0-0 |
| Colorado Mesa | 1-1 | 0-1 | 1-0 | 0-0 |
| Midwestern State | 0-2 | 0-2 | 0-0 | 0-0 |
| Missouri S&T | 1-1 | 1-0 | 0-1 | 0-0 |
| Southwest Baptist | 1-0 | 1-0 | 0-0 | 0-0 |
| Tarleton State | 1-1 | 0-0 | 1-1 | 0-0 |
| Texas A&M-Commerce | 0-3 | 0-1 | 0-2 | 0-0 |
| Texas A&M-Kingsville | 3-0 | 2-0 | 1-0 | 0-0 |
| UT Permian Basin | 2-0 | 2-0 | 0-0 | 0-0 |
| West Liberty | 1-0 | 0-0 | 1-0 | 0-0 |
| West Texas A&M | 2-0 | 0-0 | 2-0 | 0-0 |
| Western New Mexico | 2-0 | 1-0 | 1-0 | 0-0 |
| Western Oregon | 1-0 | 1-0 | 0-0 | 0-0 |
| TOTAL | 16-9 | 9-4 | 7-5 | 0-0 |

2019 Opponents in Bold

ON THE AIR

- All games will be broadcast on 105.9 KSEL-FM and KSELCountry.com with Donald "Doc" Elder calling the action.
- All games will also be webcast online through the newly launched Lone Star Conference Network.

THE UNDISPUTED KINGS

- Eastern New Mexico strengthened its grip as the nation's top rushing offense and has averaged 426.8 yards per game through the first four contests of the season. That average is 131.8 yards better than the next closest team and has led the Hounds to the nation's 11th best total offense (490.5 ypg) and 25th best scoring offense (38.5).
- The Hounds rank first in the LSC and 13th in the nation with a third-down conversion percentage of 51.6 percent and are averaging a league-best 26.8 first downs a game. Terry moved up to second in the nation with 662 rushing yards for the season while Strand ranks 11th with 466 yards on the year.

IT'S TIME FOR A SHOWDOWN

- The Hound's win on Saturday night moves their overall record to 3-1 on the season and 1-1 in conference play, setting the stage for two crucial games in the LSC the next two weeks. The Hounds are one of three teams to enter the fifth week of the season with a conference record of 1-1, while Angelo State and Tarleton State are each undefeated with a record of 2-0.
- Eastern will take on Midwestern State in Wichita Falls, Texas on Saturday night and then will return home against Tarleton State in two games that will prove vital in how the conference standings will stand at the midway point of the season.

SCOUTING THE MUSTANGS

- Midwestern State fell down to the receiving votes categories in the AFCA Division II National Polls this week after a 28-6 loss on the road against Angelo State last week. The Mustangs began their season with a 33-7 win over FCS foe Northwestern State (La.), but struggled in one-possession wins over Lindenwood (Mo.) and UT Permian Basin before last week's loss at Angelo State.
- A surprising weak point for a traditionally explosive unit for Midwestern State has been their inability to put points on the board, ranking last in the LSC with just 20.3 points scored per game. On the flip side of the coin, Midwestern ranks third in scoring defense (17.5 ppg) and has allowed a league-best two rushing touchdowns this season.
- Quarterback Zach Purcell has struggled since taking over the reigns of the offense for the graduated Llayton Rabb, completing less than 60 percent of his passes for just 795 yards and five touchdowns through four games. Preseason Offensive Player of the Year Juwan Johnson has also gotten off to a slow start on the year, catching just eight passes for 105 yards and two touchdowns in three games played.
- Sophomore Melik Owens leads the LSC with 6.0 sacks on the defensive side of the ball and leads a formidable front seven that has been difficult for all four offenses it has faced. Senior Rigoberto Carrillo has also been productive from his linebacker spot and is second on the team behind Owens with 24 total tackles for the year.

RECORD BREAKDOWN

| | |
|---------------------|---|
| Current Streak | Win 1 |
| Current Home Streak | Won 5 |
| Current Road Streak | Lost 1 |
| Last Win | 48-34, vs Texas A&M-Kingsville (9/28/19) |
| Last Home Win | 48-34, vs. Texas A&M-Kingsville (9/28/19) |
| Last Road Win | 44-37 (OT), at Colorado Mesa (9/14/19) |
| Last Loss | 45-27, at Texas A&M-Commerce (9/21/19) |
| Last Home Loss | 31-23, vs. Midwestern State (9/29/18) |
| Last Road Loss | 45-27, at Texas A&M-Commerce (9/21/19) |

| | In 2019 | Under Lee |
|----------------------------------|------------|--------------|
| Overall | 3-1 | 16-9 |
| Home | 2-0 | 9-4 |
| Road | 1-1 | 7-5 |
| Neutral | 0-0 | 0-0 |
| Grass | 0-0 | 1-0 |
| Turf | 3-1 | 15-9 |
| Day | 0-0 | 4-1 |
| Night | 3-1 | 12-8 |
| In August | 0-0 | 1-1 |
| In September | 3-1 | 7-5 |
| In October | 0-0 | 6-1 |
| In November | 0-0 | 2-2 |
| In December | 0-0 | 0-0 |
| Leading after the first quarter | 1-0 | 11-0 |
| Trailing after the first quarter | 2-1 | 4-8 |
| Tied after the first quarter | 0-0 | 1-1 |
| Leading at halftime | 1-0 | 11-0 |
| Trailing at halftime | 0-1 | 2-8 |
| Tied at halftime | 2-0 | 3-1 |
| Leading after the third quarter | 3-0 | 15-0 |
| Trailing after the third quarter | 0-1 | 0-9 |
| Tied after the third quarter | 0-0 | 1-0 |
| Scoring first | 3-1 | 14-2 |
| Opponents score first | 0-0 | 2-7 |
| Largest halftime lead | 3 | 25 |
| Largest halftime deficit | 18 | 31 |
| Score 20 or more points | 3-1 | 15-6 |
| Score 30 or more points | 3-0 | 6-1 |
| Score 40 or more points | 2-0 | 5-1 |
| Opponents score 20 or less | 0-0 | 7-0 |
| Games decided by 3 or less | 0-0 | 3-0 |
| Games decided by 10 or less | 2-0 | 8-2 |
| Rush for 200 yards or more | 3-1 | 15-8 |
| Rush for 300 yards or more | 3-0 | 12-3 |
| Rush for 400 yards or more | 3-0 | 7-1 |
| Pass for 100 yards or more | 1-0 | 3-2 |
| Total 400 yards or more | 3-0 | 9-1 |
| Total 500 yards or more | 3-0 | 5-1 |
| Opp. Rush less than 100 yards | 1-1 | 9-3 |
| Opp. Pass less than 200 yards | 0-0 | 8-2 |
| Opp. Total less than 300 yards | 0-0 | 8-1 |
| Having fewer turnovers | 3-0 | 9-3 |
| Having more turnovers | 0-1 | 5-5 |
| Having same turnovers | 0-0 | 2-0 |
| Leading in time of possession | 3-1 | 15-7 |
| Trailing in time of possession | 0-0 | 1-2 |

A STABLE OF BACKS

• Terry has been the obvious work horse so far this season for Eastern New Mexico as the nation's second leading rusher, but slotbacks Johnny Smith and Darryl Wiggins have continued to provide electrifying runs when the ball gets in their hands. Smith has averaged 6.1 yards a carry on his 28 touches for the season while Wiggins has averaged 7.7 yards a carry and scored twice last week against Texas A&M-Kingsville.

• With Strand and junior Justin Manyweather, who is averaging 10.9 yards per touch also in the backfield, teams will be simply unable to key in on Terry as the season rolls along.

WELL HELLO MR. RICHARDS

• Freshman Mazin Richards burst onto the scene last week against Texas A&M-Kingsville, finishing second on the team with five total tackles, three sacks and an interception. Those three sacks are the most recorded by a Greyhound since Denzel Phillip recorded three against Arkansas Tech in the Heart of Texas Bowl on Dec. 5, 2015.

• Richards along with junior Quincy Arceneaux provided two disruptive forces for defensive coordinator Michael Walton last week against Texas A&M-Kingsville and were instrumental in the Hound's third quarter comeback. Eastern recorded 17 points off of turnovers and the constant pressure on the quarterback by the likes of Richards and Arceneaux will be vital against an inexperienced quarterback like Purcell this weekend.

RISING UP THE RECORD BOOKS

• Strand and Terry moved up to the third and fourth highest career rushing totals since 1998 on Saturday night as Strand has now rushed for 2,478 yards for his career and Terry has accumulated 2,299.

• Strand also moved into third place since 1998 with 30 rushing touchdowns for his career and has averaged the fifth best rushing average per game with 67.0 yards per rush throughout his four-year career.

• Strand is just two touchdowns behind Kamal Cass for the third most touchdowns responsible for with 51 for his career.

• Senior kicker Tyler Vargas moved into fourth all-time with 13 field goals made after connecting on both attempts against Texas A&M-Kingsville. Vargas also ranks seventh since 1998 with 48 PAT's made for his career.

OFF TO A HISTORIC START

• With four games down and a load of rushing yards on the board, this year's 2019 offense for the Hound's figures to make their way into the history books. This year's squad is averaging 6.02 yards per carry, the most since the 2007 team averaged 5.76 yards a rush. The 427.5 rushing yards per game this year's team has averaged would shatted the previous best average mark which was set in 2017 with 352.7 yards per game.

• Eastern New Mexico is also averaging the second best total offense per game mark in school history with 491.2 yards per game, just behind the 511.5 total yards the 2009 team averaged.



**AFCA TOP 25 POLL
2019 WEEK FOUR RANKINGS**

| | | | | |
|----|--------------------------|-----|-----|------|
| 1 | Valdosta State (30) | 4-0 | 774 | 1 |
| 2 | Ferris State (1) | 4-0 | 761 | 2 |
| 3 | Minnesota State | 4-0 | 723 | 3 |
| 4 | Tarleton State (1) | 4-0 | 705 | 4 |
| 5 | Notre Dame (OH) | 4-0 | 636 | 5 |
| 6 | Ouachita Baptist | 4-0 | 627 | 6 |
| 7 | Northwest Missouri State | 4-0 | 621 | 7 |
| 8 | Lenoir-Rhyne | 4-0 | 581 | 8 |
| 9 | Grand Valley State | 4-0 | 539 | 9 |
| 10 | Slippery Rock | 4-0 | 498 | 10 |
| 11 | Indianapolis | 4-0 | 481 | 12 |
| 12 | Minnesota Duluth | 4-0 | 457 | 13 |
| 13 | Colorado School of Mines | 4-0 | 437 | 14 |
| 14 | West Chester | 4-0 | 350 | 16 |
| 15 | Pittsburg State | 4-0 | 322 | T-18 |
| 16 | Wingate | 4-0 | 305 | 17 |
| 17 | Central Missouri | 4-0 | 283 | T-18 |
| 18 | CSU-Pueblo | 3-1 | 270 | 20 |
| 19 | Indiana (Pa.) | 4-0 | 232 | 21 |
| 20 | Bowie State | 4-0 | 161 | 23 |
| 21 | Texas A&M-Commerce | 2-1 | 120 | 11 |
| 22 | Harding | 3-1 | 118 | 22 |
| 23 | Angelo State | 4-0 | 116 | NR |
| 24 | Kutztown | 4-0 | 90 | NR |
| 25 | West Alabama | 3-1 | 70 | 24 |

Dropped Out: Midwestern State (15), Saginaw Valley State (25)

Others Receiving Votes: Midwestern State, 49; Truman, 44; Virginia Union, 9; Florida Tech, 5; West Florida, 5; Delta State, 4; West Texas A&M, 4; Henderson State, 2; California (Pa.), 1.

ENMU vs. Top-25 under Kelley Lee (1-6)

2017 (1-2)

| Opponent | ENMU Rank | Results |
|-----------------------|-----------|----------|
| #18 Southwest Baptist | NR | W, 23-21 |
| #3 Texas A&M-Commerce | NR | L, 22-51 |
| #4 Midwestern State | #20 | L, 43-56 |

2018 (0-4)

| Opponent | ENMU Rank | Results |
|-----------------------|-----------|----------|
| #25 Colorado Mesa | NR | L, 21-34 |
| #1 Texas A&M-Commerce | NR | L, 11-21 |
| #5 Midwestern State | NR | L, 23-31 |
| #21 Tarleton State | NR | L, 28-48 |

2019 (0-1)

| Opponent | ENMU Rank | Results |
|------------------------|-----------|----------|
| #12 Texas A&M-Commerce | RV | L, 45-27 |

*Rankings are that week's AFCA Rankings

SECOND HALF DOMINANCE

- Eastern New Mexico has been absolutely dominant in the second half this season, scoring 93 points this season in the second half. The Hounds have scored 54 points in the first half of games, including just 20 points in the first quarter alone.
- The Hounds have been particularly potent in the third quarter and have outscored opponents 59-38 in the third for the season.

JUST CALL IT OCTOBERLEE

- Head coach Kelley Lee has led the Hounds to a record of 6-1 during the month of October in his third season as head coach. The Hounds won three games last season against Western New Mexico, West Texas A&M and UT Permian Basin and went a perfect 3-0 throughout the month during the 2017 season.
- With critical games in the next two weeks against traditional powers Midwestern State and Tarleton State and rivalry games against Western New Mexico and West Texas A&M slated for later in the month, that continued October success will be put to the test.

NOT A FRIENDLY HISTORY

- Midwestern State is 18-6 all-time against the Hounds and has gotten the better of Eastern New Mexico in eight out of the last ten meetings between the two programs. The average margin of victory in the last five games of the series has been just 6.4 points, setting the stage for another closely contested battle.
- The Hounds have won just three games on the Mustang's home turf, but won 30-28 in the team's last trip to Wichita Falls back in 2016.

THE MOST SINCE...

- The 515 rushing yards produced by the Eastern New Mexico offense last week was the second highest total since 1998. Eastern rushed for 583 yards against Angelo State on Oct. 24th, 2015.
- The three recovered fumbles for the Greyhounds last Saturday night is the 16th time since 1998 that Eastern has recovered at least three fumbles in a single game.
- Strand's 195 yards rushing against Texas A&M-Kingsville is the ninth highest rushing total since 1998 for Eastern New Mexico.
- Arceneaux's two forced fumbles against Kingsville is just the 10th time a Greyhound has forced multiple fumbles in a game since 1998.

UNDER LEE

- Eastern New Mexico head coach Kelley Lee has a record of 16-9 during the Lee era.
- Through two seasons, Lee holds a perfect 3-0 record in trophy games. Last season, the Hounds won the inaugural Chile Bowl game at home against Western New Mexico by a score of 55-9. The Hounds followed it up with their third straight Wagon Wheel game win over West Texas A&M, pitching a 28-0 shutout over the Buffs in Canyon.



2019 ENMU FOOTBALL TWO-DEEP

| | | | | | |
|-------------------|-------------------------|-------|------|-----|---|
| LT | 74- Isaiah Callahan | R/Sr. | 6-3 | 275 | Clovis, N.M. / Clovis HS |
| | 68- James Alles | Jr. | 6-2 | 285 | Long Island, N.Y. / Santa Monica College |
| LG | 77 - Bailey Adair | R/So. | 6-0 | 285 | Gatesville, Texas / Gatesville HS |
| | 62- Cormac Fish | R/Fr. | 6-0 | 275 | Midland, Texas / Midland Lee HS |
| C | 66- Braeden Lofus-Fox | Sr. | 6-4 | 310 | West Jordan, Utah / Phoenix College |
| | 69- Denver Pomale | R/So. | 6-2 | 265 | Harbor City, Calif. / Narbonne HS |
| RG | 64- Vili Fisiiahi | Jr. | 6-1 | 285 | Honolulu, Hawaii / Fresno City College |
| | 78- Sam Piotroschke | R/Fr. | 6-6 | 300 | Fort Collins, Colo. / Fort Collins HS |
| RT | 51- Aseli Finau | R/So. | 6-2 | 255 | Anchorage, Alaska / Soldotna HS |
| | 52- Hunter St. John | R/Fr. | 6-3 | 250 | Colvis, N.M. / Clovis HS |
| TE | 81- Tyler Lynch | R/Sr. | 6-2 | 240 | Higley, Ariz. / Williams Field HS |
| | 53- Josiah Thomas | R/Fr. | 6-4 | 260 | Clovis, N.M. / Clovis HS |
| WR | 4 - Zachery Fields | Jr. | 6-4 | 200 | Ontario, Calif. / Chaffey College |
| | 82- James Lopez II | R/Fr. | 6-0 | 190 | Albuquerque, N.M. / Valley HS |
| WR | 9- Justin Manyweather | Jr. | 5-9 | 175 | Fullerton, Calif. / Fullerton College |
| | 84- Kerrion Ringo | Jr. | 6-2 | 200 | Evansville, Ill. / College of the Desert |
| SLOT | 2- Johnny Smith | R/Sr. | 5-10 | 175 | El Paso, Texas / Andress HS |
| | 17- Tyreick Branch | R/So. | 6-1 | 185 | Amarillo, Texas / Palo Duro HS |
| SLOT | 5- Darryl Wiggins | Sr. | 5-10 | 205 | Albuquerque, N.M. / New Mexico Military Institute |
| | 34- Matthew Askew-Betts | R/So. | 5-10 | 200 | Clovis, N.M. / Garden City JC |
| FB | 6- Paul Terry | Sr. | 5-9 | 200 | Canyon, Texas / Randall HS |
| | 28- Currie Thomason | R/Jr. | 6-0 | 235 | San Diego, Calif. / Palomar College |
| QB | 16- Wyatt Strand | R/Sr. | 6-1 | 200 | Logan, N.M. / Logan HS |
| | 3- Jake Deatherage | Fr. | 6-3 | 195 | Albuquerque, N.M. / Volcano Vista HS |
| Defensive | | | | | |
| DT | 99- Jamar Claibourn | Sr. | 6-3 | 300 | Sacramento, Calif. / Feather River College |
| | 94 - Rakeem Hatchett | R/Jr. | 6-1 | 290 | Lubbock, Texas / Estacado HS |
| DT | 97- Rapi Sotoa | R/So. | 6-1 | 290 | Anchorage, Alaska / West Anchorage HS |
| | 32- Daniel Garces | Sr. | 6-4 | 240 | Matthews, N.C. / Ball State |
| DE | 12- Quincy Arceneaux | R/Jr. | 6-4 | 225 | Lafayette, La. / El Camino College |
| | 88 - Xavier Jackson | Sr. | 6-4 | 220 | Jacksonville, Fla. / Hutchinson Community College |
| DE | 14- Roope Henry | R/Jr. | 6-4 | 210 | Rio Rancho, N.M. / Rio Rancho HS |
| | 44- Mazin Richards | Fr. | 6-2 | 230 | Burleson, Texas / Centennial HS |
| LB | 40- Noah Sweitzer | R/Jr. | 6-1 | 225 | Albuquerque, N.M. West Texas A&M |
| | 33- Emilio Rodriguez | Sr. | 6-0 | 205 | Buckeye, Ariz. / Phoenix College |
| LB | 18- Lamontre Huval | Jr. | 6-2 | 215 | Breaux Ridge, La. / Northeastern Oklahoma |
| | 7- Lawrence Hall | R/Sr. | 6-2 | 225 | Sacramento, Calif. / American River College |
| SS | 23- Vicen'te Walker | Jr. | 6-0 | 190 | Augusta, Ga. / Eastern Arizona College |
| | 24- Connor Sosa | R/Jr. | 6-1 | 195 | Denair, Calif. / Pasadena City College |
| CB | 11- Charles Countee | R/Sr. | 5-8 | 185 | Albuquerque, N.M. / Manzano HS |
| | 27- Davon Conyers | R/Sr. | 6-2 | 195 | St. Petersburg, Fla. / St. Petersburg HS |
| CB | 22- Ryan Moore | R/So. | 6-0 | 175 | Albuquerque, NM / Manzano HS |
| | 19- Malik Goss | So. | 5-9 | 180 | Ponoma, Calif. / Chadron State |
| NICKEL | 8- Dejohn Burns | R/Sr. | 5-10 | 180 | Amarillo, Texas / Palo Duro HS |
| | 21- Deon Lee | Sr. | 6-1 | 205 | Phoenix, Ariz. / Phoenix College |
| FS | 20- Ricky Barfield | Sr. | 6-1 | 190 | St. Louis, Mo. / Southwestern College |
| | 29- Colby Russ | So. | 6-1 | 195 | Amarillo, Texas / Randall HS |
| Specialist | | | | | |
| LS | 14- Roope Henry | R/Jr. | 6-4 | 210 | Albuquerque, N.M. / Cleveland HS |
| P | 86-Tyler Vargas | Sr. | 5-10 | 185 | San Diego, Calif. / Western New Mexico |
| K | 86-Tyler Vargas | Sr. | 5-10 | 185 | San Diego, Calif. / Western New Mexico |
| KR | 15- Dexter Carter | So. | 5-10 | 195 | Glendale, Ariz. / Glendale Community College |
| | 2- Johnny Smith | R/Sr. | 5-10 | 175 | El Paso, Texas / Andress HS |
| PR | 9- Justin Manyweather | Jr. | 5-9 | 175 | Fullerton, Calif. / Fullerton College |



2019 EASTERN NEW MEXICO FOOTBALL ROSTER

| # | Name | Pos. | Ht. | Wt. | Cl. | Hometown/Previous School |
|----|-----------------------|------|------|-----|-------|---|
| 2 | Johnny Smith | RB | 5-10 | 175 | R-Sr. | El Paso, Texas / Andress HS |
| 3 | Jake Deatherage | QB | 6-3 | 195 | Fr. | Albuquerque, N.M. / Volcano Vista HS |
| 4 | Zachery Fields | WR | 6-4 | 200 | Jr. | Ontario, Calif. / Chaffey College |
| 5 | Darryl Wiggins | RB | 5-10 | 206 | Sr. | Albuquerque, N.M. / New Mexico Military Institute |
| 6 | Paul Terry | RB | 5-9 | 200 | Sr. | Amarillo, Texas / Randall HS |
| 7 | Lawrence Hall | LB | 6-2 | 225 | R-Sr. | Sacramento, Calif. / American River College |
| 8 | De'John Burns | DB | 5-10 | 180 | R-Sr. | Amarillo, Texas / Palo Duro HS |
| 9 | Justin Manyweather | RB | 5-9 | 175 | Jr. | Fullerton, Calif. / Fullerton College |
| 10 | Rashad Carter | QB | 6-2 | 205 | Fr. | Leander, Texas / Leander HS |
| 11 | Charles Countee | DB | 5-8 | 185 | R-Sr. | Albuquerque, N.M. / Manzano HS |
| 12 | Quincy Arceneaux | DE | 6-4 | 225 | R-Jr. | Lafayette, La. / El Camino College |
| 14 | Roope Henry | LB | 6-4 | 210 | R-Jr. | Albuquerque, N.M. / Cleveland HS |
| 15 | Dexter Carter | RB | 5-10 | 195 | So. | Glendale, Ariz. / Glendale Community College |
| 16 | Wyatt Strand | QB | 6-1 | 200 | R-Sr. | Logan, N.M. / Logan HS |
| 17 | Tyreick Branch | RB | 6-1 | 185 | R-So. | Amarillo, Texas / Palo Duro HS |
| 18 | Lamontre Huval | LB | 6-2 | 215 | Jr. | Breaux Ridge, La. / Northeastern Oklahoma |
| 19 | Malik Goss | DB | 5-9 | 180 | So. | Pomona, Calif. / Chadron State |
| 20 | Ricky Barfield | DB | 6-1 | 190 | Sr. | St. Louis, Mo. / Southwestern College |
| 21 | Deon Lee | DB | 6-1 | 205 | Sr. | Phoenix, Ariz. / Phoenix College |
| 22 | Ryan Moore | DB | 6-0 | 175 | R-So. | Albuquerque, N.M. / Manzano HS |
| 23 | Vicen'te Walker | DB | 6-0 | 190 | Jr. | Augusta, Ga. / Eastern Arizona College |
| 24 | Connor Sosa | DB | 6-1 | 195 | R-Jr. | Denair, Calif. / Santa Rosa JC |
| 25 | Sultaan Sulivan | RB | 5-11 | 215 | Jr. | Pasadena, Calif. / Pasadena City College |
| 26 | DJ Charles | DB | 6-2 | 185 | So. | Glendale, Ariz. / Glendale Community College |
| 27 | Davon Conyers | DB | 6-2 | 195 | R-Sr. | St. Petersburg, Fla. / St. Petersburg HS |
| 28 | Currie Thomason | FB | 6-0 | 235 | R-Jr. | San Diego, Calif. / Palomar College |
| 29 | Colby Russ | DB | 6-1 | 195 | So. | Amarillo, Texas / Randall HS |
| 30 | Tafari Gomillion | RB | 5-10 | 180 | R-Fr. | Amarillo, Texas / Tascosa HS |
| 31 | James Amara | DB | 5-9 | 175 | Jr. | Cupertino, Calif. / De Anza Community College |
| 32 | Daniel Garces | DL | 6-4 | 240 | Sr. | Matthews, N.C. / Ball State |
| 33 | Emilio Rodriguez | DB | 6-0 | 205 | Sr. | Buckeye, Ariz. / Phoenix College |
| 34 | Matthew Askew-Betts | FB | 5-10 | 200 | R-So. | Clovis, N.M. / Garden City JC |
| 35 | Jhi' Aire Huff | DB | 5-10 | 175 | Fr. | Clearwater, Fla. / Superior Collegiate Academy |
| 36 | David Tirey | RB | 5-10 | 195 | R-Fr. | Chula Vista, Calif. / Wagner College |
| 38 | Ruben Lebron | DB | 5-10 | 170 | Jr. | Goodyear, Ariz. / Mesa Community College |
| 39 | Zerrian Meander | DB | 6-1 | 185 | R-Fr. | Amarillo, Texas / Randall HS |
| 40 | Noah Sweitzer | LB | 6-1 | 225 | R-Jr. | Rio Rancho, N.M. / West Texas A&M University |
| 41 | Elijah Cofer | DB | 6-1 | 185 | R-Fr. | Amarillo, Texas / Tascosa HS |
| 43 | Raul Montalvo | DB | 5-11 | 180 | Jr. | Reedley, Calif. / Reedley College |
| 44 | Mazin Richards | DL | 6-2 | 230 | Fr. | Burleson, Texas / Centennial HS |
| 45 | Isaiah Harvey | DB | 6-1 | 200 | Fr. | Midland, Texas / Lee HS |
| 46 | Dion Page | RB | 5-9 | 185 | R-Sr. | Fairfield, Calif. / Shasta College |
| 47 | Dodrey Nevens | LB | 6-1 | 245 | Sr. | Los Angeles, Calif. / El Camino Community College |
| 48 | Troy Bethsold | LB | 6-0 | 225 | R-Sr. | Peoria, Ariz. / Liberty HS |
| 49 | Dennis Hayden | RB | 5-10 | 200 | R-Fr. | Albuquerque, N.M. / Sandia HS |
| 50 | Daniel Pomale | OL | 5-11 | 260 | So. | Harbor City, Calif. / El Camino College |
| 51 | Aseli Finau | OL | 6-2 | 255 | R-So. | Anchorage, Alaska / Soldotna HS |
| 52 | Hunter St. John | OL | 6-3 | 251 | R-Fr. | Clovis, N.M. / Clovis HS |
| 53 | Josiah Thomas | DL | 6-4 | 260 | R-Fr. | Clovis, N.M. / Clovis HS |
| 54 | Cesar Gutierrez | OL | 6-3 | 300 | Jr. | Monrovia, Calif. / East Los Angeles College |
| 55 | Jaylen Wilson | OL | 6-2 | 260 | R-Fr. | Lubbock, Texas / Monterey HS |
| 56 | Jamauri Bennett | LB | 6-0 | 235 | R-Jr. | Ocala, Fla. / Itasca CC |
| 57 | Jared Jones | LB | - | - | R-Fr. | Artesia, Calif. / Artesia HS |
| 58 | Qadeer Williams-Mumin | LB | 6-1 | 190 | R-Fr. | Peoria, Ariz. / Liberty HS |
| 59 | Daedrian Madrid | ATH | 6-3 | 270 | Fr. | Midland, Texas / Lee HS |
| 60 | Trent Welch | LB | 6-1 | 240 | R-Fr. | Amarillo, Texas / Bushland HS |
| 61 | Phil Tuiava | OL | 6-3 | 325 | R-So. | Colorado Springs, Colo. / Vista Ridge HS |
| 62 | Cormac Fisher | OL | 6-0 | 275 | R-Fr. | Midland, Texas / Midland Lee HS |
| 63 | Isaiah Farmer | OL | 6-0 | 255 | Fr. | Artesia, N.M. / Artesia HS |
| 64 | Dalton Shields | ATH | 6-2 | 270 | Fr. | Spearman, Texas / Spearman HS |
| 65 | Alan Awana | OL | 6-2 | 295 | Fr. | Kailua-Kona, Hawaii / Kealakehe HS |
| 66 | Braeden Loftus-Fox | OL | 6-4 | 310 | Sr. | West Jordan, Utah / Phoenix College |



| | | | | | | |
|----|--------------------|-----|------|-----|-------|---|
| 67 | Chris Gonzalez | OL | 6-4 | 275 | Fr. | Albuquerque, N.M. / Volcano Vista HS |
| 68 | James Alles | OL | 6-2 | 285 | Jr. | Long Island, N.Y. / Santa Monica College |
| 69 | Denver Pomale | OL | 6-2 | 265 | R-So. | Harbor City, Calif. / Narbonne HS |
| 70 | Myles Bravo | OL | 6-4 | 315 | Fr. | Lubbock, Texas / Lubbock Cooper HS |
| 71 | Vili Fisiiahi | OL | 6-1 | 285 | Jr. | Honolulu, Hawaii / Fresno City College |
| 73 | Justin Clatterbuck | OL | 6-1 | 270 | Fr. | Gilbert, Ariz. / Perry HS |
| 74 | Isaiah Callahan | OL | 6-3 | 275 | R-Sr. | Clovis, N.M. / Clovis HS |
| 76 | Brock Thetford | ATH | 6-2 | 285 | Fr. | Lubbock, Texas / Monterey HS |
| 77 | Bailey Adair | OL | 6-0 | 285 | R-So. | Gatesville, Texas / Gatesville HS |
| 78 | Sam Piotroschke | OL | 6-6 | 300 | R-Fr. | Fort Collins, Colo. / Fort Collins HS |
| 80 | Ezekiel Huerta | WR | 5-6 | 160 | Fr. | Lubbock, Texas / Lubbock HS |
| 81 | Tyler Lynch | TE | 6-2 | 240 | R-Sr. | Gilbert, Ariz. / Williams Field HS |
| 82 | James Lopez II | WR | 6-0 | 190 | R-Fr. | Albuquerque, N.M. / Valley HS |
| 83 | Alexes Aguilar | TE | 6-5 | 254 | Fr. | Belen, N.M. / Belen HS |
| 84 | Kerrion Ringo | WR | 6-2 | 200 | Jr. | Evansville, Ill. / College of Desert |
| 85 | Dylan Tucker | WR | 6-1 | 190 | Fr. | Roswell, N.M. / Roswell HS |
| 86 | Tyler Vargas | K/P | 5-10 | 185 | Sr. | San Diego, Calif. / Palomar College |
| 87 | Grayson Germany | K | 5-10 | 165 | Fr. | Holliday, Texas / Holliday HS |
| 88 | Xavier Jackson | DL | 6-4 | 220 | Sr. | Jacksonville, Fla. / Hutchinson CC |
| 89 | Michael Deleon | WR | 5-10 | 170 | R-So. | Earth, Texas / Spring Lake - Earth HS |
| 91 | Kevin McCracken | DL | 6-1 | 265 | R-So. | Rio Rancho, N.M. / Rio Rancho HS |
| 92 | Kendrick Milford | DL | 6-4 | 225 | Fr. | Albuquerque, N.M. / La Cueva HS |
| 93 | Kelon Ferdinand | DL | 5-11 | 285 | Jr. | Upland, Calif. / Chaffey College |
| 94 | Rakeem Hatchett | DL | 6-1 | 290 | R-Jr. | Lubbock, Texas / Estacado HS |
| 95 | Dalveon Rhodes | ATH | 6-1 | 270 | Fr. | Lubbock, Texas / Estacado HS |
| 96 | Bolee Gridley | OL | 6-4 | 255 | Fr. | Anchorage, Alaska / West HS |
| 97 | Rapi Sotoa | DL | 6-1 | 290 | R-So. | Anchorage, Alaska / West Anchorage HS |
| 98 | Max Hussian | DE | 6-2 | 220 | Fr. | Naples, Fla. / Naples HS |
| 99 | Jamar Claibourn | DL | 6-3 | 300 | Sr. | Sacramento, Calif. / American River College |

Coaching Staff

Kelley Lee – Head Coach / Offensive Coordinator / Quarterbacks / Fullbacks

Michael Walton – Assistant Head Coach / Defensive Coordinator / Safeties

Andrew McCraw – Offensive Line / Run Game Coordinator / Academic Coordinator

Devante Sims – Cornerbacks / Recruiting Coordinator

Travis Lee – Running Backs

Max Silver – Defensive Line

Pecos Fort – Wide Receivers

Eddie Rodriguez – Graduate Assistant / Special Teams / Kickers / Punters

Eric Osbourne – Graduate Assistant / Tight Ends

Jesse Diaz – Graduate Assistant / Linebackers

Zach Johnson – Graduate Assistant / Secondary

Dante Urrea – Student Assistant / Secondary



2019 MIDWESTERN STATE TWO DEEP

OFFENSE

| | | | | | | |
|----|----|------------------|------|-----|-------|------------------|
| WR | 13 | Xavier Land | 6-4 | 205 | Sr. | Dallas, Texas |
| X | 88 | Jaden Watson | 5-9 | 180 | So. | Bastrop, Texas |
| WR | 17 | Kylan Harrison | 6-1 | 180 | So. | Paris, Texas |
| Z | 88 | Jaden Watson | 5-9 | 180 | So. | Bastrop, Texas |
| TE | 44 | Michael Berry | 6-3 | 240 | Jr. | Leander, Texas |
| | 87 | Matt Jones | 6-6 | 265 | Jr. | Omaha, Neb. |
| LT | 79 | Dallas Reins | 6-7 | 320 | Jr. | Elizabeth, Colo. |
| | 78 | Corbin Scarber | 6-5 | 275 | So. | Forney, Texas |
| LG | 56 | Errin Davis | 6-2 | 250 | Fr-RS | Paris, Texas |
| | 63 | Caleb Brown | 6-3 | 295 | Jr. | Rowlett Texas |
| C | 52 | Nick Gonzalez | 6-2 | 285 | Jr. | Houston, Texas |
| | 76 | Trey Hempstead | 6-2 | 285 | Fr-RS | Plano, Texas |
| RG | 71 | Caleb Brown | 6-2 | 280 | Fr-RS | Denton, Texas |
| | 63 | Caleb Brown | 6-3 | 295 | Jr. | Rowlett, Texas |
| RT | 63 | Caleb Brown | 6-3 | 295 | Jr. | Rowlett, Texas |
| | 65 | Kenderick Fagans | 6-4 | 282 | Sr. | Kilgore, Texas |
| QB | 10 | Zach Purcell | 6-3 | 210 | Jr. | Kingwood, Texas |
| | 18 | Blake Lowery | 6-0 | 205 | So. | Marquez, Texas |
| TB | 21 | Quinton Childs | 5-10 | 180 | Sr. | El Paso, Texas |
| | 15 | Lazarus Fisher | 5-10 | 167 | So. | Clinton, Okla. |
| WR | 6 | Bryce Martinez | 5-9 | 175 | Jr. | Victoria, Texas |
| H | 83 | Kandin Robertson | 5-10 | 188 | Jr. | Beaumont, Texas |
| WR | 1 | Tyrique Edwards | 6-0 | 192 | Sr. | Dallas, Texas |
| Y | 16 | Anthony Tennison | 6-2 | 185 | So. | Mesquite, Texas |

DEFENSE

| | | | | | | |
|------|----|-------------------|------|-----|-------|----------------------|
| LE | 93 | Michael McDonald | 6-4 | 252 | Fr-RS | Humble, Texas |
| | 59 | Zach Edwards | 6-2 | 290 | Sr. | Cibolo, Texas |
| LT | 95 | A'quan Randolph | 6-2 | 315 | So. | New Orleans, La. |
| | 32 | Matthew Roach | 6-3 | 267 | So. | Jewett, Texas |
| RT | 94 | Nathaniel Nicolas | 6-0 | 295 | Jr. | Miami, Fla. |
| | 90 | Zed Asowata | 6-3 | 265 | Fr-RS | Houston, Texas |
| RE | 55 | Melik Owens | 6-3 | 225 | So. | Houston, Texas |
| | 98 | Terrell McLain | 6-4 | 245 | Sr. | Miami, Fla. |
| ROV | 14 | Dwayne Tate | 6-0 | 175 | Jr. | Arlington, Texas |
| | 34 | Darius Houston | 6-0 | 195 | Fr. | Mansfield, Texas |
| MLB | 48 | Justin Guillory | 6-2 | 215 | Fr-RS | Houston, Texas |
| | 41 | Matthew Long | 6-1 | 221 | Jr. | Leander, Texas |
| LB | 9 | Tristan Shearman | 6-1 | 230 | Sr. | Wichita Falls, Texas |
| | 46 | Deven Smith | 6-2 | 225 | So. | Wichita Falls, Texas |
| FS | 31 | Christian Moore | 5-10 | 188 | Jr. | Denton, Texas |
| | 11 | Marcus Wilkerson | 5-10 | 180 | Sr. | Houston, Texas |
| WHIP | 11 | Marcus Wilkerson | 5-10 | 180 | Sr. | Houston, Texas |
| | 5 | Lance Hardman | 6-0 | 199 | So. | Hallsville, Texas |
| LCB | 8 | Jaydon Cunigan | 6-0 | 170 | Sr. | Beaumont, Texas |
| | 25 | Khalil Finley | 6-0 | 178 | Jr. | Denison, Texas |
| RCB | 7 | Damarcus Wilson | 6-0 | 185 | Sr. | Fort Worth, Texas |
| | 28 | Jacoby Thomas | 5-8 | 170 | So. | Munday, Texas |

SPECIAL TEAMS

| | | | | | | |
|----|----|------------------|------|-----|-----|------------------------|
| K | 82 | Jaron Imbriani | 5-10 | 190 | Sr. | San Bernardino, Calif. |
| | 86 | Jacob Rowland | 6-0 | 180 | So. | Mansfield, Texas |
| KO | 82 | Jaron Imbriani | 5-10 | 190 | Sr. | San Bernardino, Calif. |
| P | 37 | Dylan Spears | 5-11 | 205 | So. | Fort Worth, Texas |
| | 82 | Jaron Imbriani | 5-10 | 190 | Sr. | San Bernardino, Calif. |
| LS | 35 | Jeff Hansen | 6-0 | 220 | Jr. | Walnut Creek, Calif. |
| | 46 | Deven Smith | 6-2 | 225 | So. | Wichita Falls, Texas |
| H | 16 | Anthony Tennison | 6-2 | 185 | So. | Mesquite, Texas |
| | 6 | Bryce Martinez | 5-9 | 175 | Jr. | Victoria, Texas |
| PR | 6 | Bryce Martinez | 5-9 | 175 | Jr. | Victoria, Texas |
| KR | 21 | Quinton Childs | 5-10 | 180 | Sr. | El Paso, Texas |
| | 6 | Bryce Martinez | 5-9 | 175 | Jr. | Victoria, Texas |



2019 MIDWESTERN STATE FOOTBALL ROSTER

| | | | | | | |
|----|--------------------|----|------|-----|-------|---|
| 1 | Tyrique Edwards | WR | 6-0 | 192 | Sr. | Dallas, Texas / Sachse HS (Central Arkansas) |
| 3 | Juwan Johnson | WR | 5-10 | 180 | Jr. | Springfield, Mo. / Hillcrest HS (Mesa CC) |
| 4 | Payton Reyes | PK | 5-8 | 150 | Fr-RS | Garland, Texas / Sachse HS |
| 5 | Lance Hardman | DB | 6-0 | 199 | So. | Hallsville, Texas / Hallsville HS |
| 6 | Bryce Martinez | WR | 5-9 | 175 | Jr. | Victoria, Texas / Victoria East HS |
| 7 | DaMarcus Wilson | CB | 6-0 | 185 | Sr. | Fort Worth, Texas / Southwest HS |
| 8 | Jaydon Cunigan | DB | 6-0 | 170 | Sr. | Beaumont, Texas / Ozen HS |
| 9 | Tristan Shearman | LB | 6-1 | 230 | Sr. | Wichita Falls, Texas / Rider HS |
| 10 | Zach Purcell | QB | 6-3 | 210 | Jr. | Kingwood, Texas / Kingwood Park HS |
| 11 | Marcus Wilkerson | DB | 5-10 | 180 | Sr. | Houston, Texas / Davis HS |
| 12 | Kaylor Sullivan | QB | 6-4 | 190 | Jr. | Fort Bragg, Calif. / Fort Bragg HS (Santa Rosa JC) |
| 13 | Xavier Land | WR | 6-4 | 205 | Sr. | Dallas, Texas / W.T. White HS |
| 14 | Dwayne Tate | LB | 6-0 | 175 | Jr. | Arlington, Texas / Arlington HS |
| 15 | Lazarus Fisher | RB | 5-10 | 167 | So. | Clinton, Okla. / Mesquite HS |
| 16 | Anthony Tennison | WR | 6-2 | 185 | So. | Mesquite, Texas / Mesquite HS |
| 17 | Kylan Harrison | WR | 6-1 | 180 | So. | Paris, Texas / W.T. White HS |
| 18 | Blake Lowry | QB | 6-0 | 205 | So. | Marquez, Texas / Jewett Leon HS (Incarnate Word) |
| 19 | Triston Williams | QB | 6-3 | 200 | So. | Andrews, Texas / Andrews HS |
| 20 | Jerome Johnson III | RB | 6-0 | 210 | Jr. | San Diego, Calif. / Valhalla HS (Saddleback College) |
| 21 | Quinton Childs | RB | 5-10 | 180 | Sr. | El Paso, Texas / El Dorado HS (Victor Valley College) |
| 22 | Ahmad Banks | S | 6-1 | 188 | Fr-RS | Hempstead, Texas / Hempstead HS |
| 23 | Larry Donnell | LB | 5-11 | 185 | Fr. | Mesquite, Texas / Horn HS |
| 25 | Khalil Finley | CB | 6-0 | 178 | Jr. | Denison, Texas / Denison HS |
| 26 | My'Kell Ross | CB | 5-8 | 168 | So. | Angleton, Texas / Angleton HS |
| 27 | Jovane Parkinson | CB | 6-1 | 186 | Sr. | Kissimmee, Fla. / St. Cloud HS (South Dakota) |
| 28 | Jacoby Thomas | DB | 5-8 | 170 | So. | Munday, Texas / Munday HS |
| 29 | Tre Owens | DB | 5-11 | 180 | Fr. | Aledo, Texas / Aledo HS |
| 30 | Justin Jones | RB | 5-9 | 175 | So. | Holliday, Texas / Holliday HS |
| 31 | Christian Moore | DB | 5-10 | 188 | Jr. | Denton, Texas / Guyer HS |
| 32 | Matthew Roach | DL | 6-3 | 267 | So. | Jewett, Texas / Leon HS |
| 33 | Zack McMahan | LB | 6-1 | 220 | Sr. | Vernon, Texas / Vernon HS |
| 34 | Darius Houston | DB | 6-0 | 195 | Fr. | Mansfield, Texas / Lake Ridge HS |
| 35 | Jeff Hansen | LS | 6-0 | 220 | Jr. | Walnut Creek, Calif. / Las Lomas HS (Diablo Valley College) |
| 36 | Chris McDonald | S | 6-2 | 203 | Fr-RS | Ennis, Texas / Ennis HS |
| 37 | Dylan Spears | P | 5-11 | 205 | So. | Fort Worth, Texas / Timber Creek HS |
| 38 | Rigoberto Carrillo | LB | 6-1 | 212 | Sr. | Lemoore, Calif. / Lemoore HS (Fresno City College) |
| 41 | Matthew Long | LB | 6-1 | 221 | Jr. | Leander, Texas / Leander HS |
| 42 | Zack West | LB | 5-10 | 215 | Fr-RS | Henrietta, Texas / Henrietta HS |
| 43 | Chase Albercrombie | LB | 6-0 | 230 | Fr-RS | Cedar Hill, Texas / Cedar Hill HS |
| 44 | Michael Berry | TE | 6-3 | 240 | Jr. | Leander, Texas / Leander HS |
| 46 | Deven Smith | LB | 6-2 | 225 | So. | Wichita Falls, Texas / Rider HS |
| 48 | Justin Guillory | LB | 6-2 | 215 | Fr-RS | Houston, Texas / Spring HS |
| 52 | Nick Gonzalez | OL | 6-2 | 285 | Jr. | Houston, Texas / Oak Ridge HS |
| 55 | Melik Owens | DE | 6-3 | 225 | So. | Houston, Texas / Cypress Ridge HS |
| 56 | Errin Davis | OL | 6-2 | 250 | Fr-RS | Paris, Texas / North Mesquite HS |
| 58 | Zach Trevino | DE | 6-3 | 250 | Jr. | Spring, Texas / Klein Collins HS |
| 59 | Zach Edwards | DT | 6-2 | 290 | Sr. | Cibolo, Texas / Steele HS |
| 61 | David Aleamotua | OL | 6-1 | 275 | Fr. | Eules, Texas / Trinity HS |
| 63 | Caleb Brown | OL | 6-3 | 295 | Jr. | Rowlett, Texas / Rowlett HS |
| 65 | Kenderick Fagans | OL | 6-4 | 282 | Sr. | Kilgore, Texas / Kilgore HS (Kilgore College) |
| 71 | Caleb Gill | OL | 6-2 | 280 | Fr-RS | Denton, Texas / Guyer HS |
| 75 | Keith Domino | OL | 6-4 | 330 | Sr. | Missouri City, Texas / Fort Bend Dulles HS |
| 76 | Charles Hempstead | OL | 6-2 | 285 | Fr-RS | Plano, Texas / Plano East HS |
| 77 | Zach Zamora | OL | 6-3 | 290 | Fr-RS | Richmond, Texas / George Ranch HS |
| 78 | Corbin Scarber | OL | 6-5 | 275 | So. | Forney, Texas / Forney HS |
| 79 | Dallas Reins | OL | 6-7 | 320 | Jr. | Elizabeth, Colo. / Elizabeth HS (Merced College) |
| 80 | Preston Martin | WR | 5-9 | 174 | Fr-RS | Spring, Texas / Klein Oak HS |
| 81 | Jay-Ton Franklin | TE | 6-3 | 240 | Fr-RS | San Antonio, Texas / St. Mary's Hall |



| | | | | | | |
|----|-------------------|-----|------|-----|-------|---|
| 82 | Jaron Imbriani | K/P | 5-10 | 190 | Sr. | San Bernardino, Calif. / Cajon HS |
| 83 | Kandin Robertson | WR | 5-10 | 188 | Jr. | Beaumont, Texas / West Brook HS (Blinn College) |
| 84 | Joshua Nowell | TE | 6-4 | 235 | So-RS | Stephenville, Texas / Stephenville HS |
| 85 | Ta'Vion Barnes | WR | 6-1 | 200 | So. | Shelbyville, Texas / Shelbyville HS |
| 86 | Jacob Rowland | K | 6-0 | 180 | So. | Mansfield, Texas / Legacy HS |
| 87 | Matt Jones | TE | 6-6 | 265 | Jr. | Omaha, Neb. / Gretna HS (Hutchinson CC) |
| 88 | Jaden Watson | WR | 5-9 | 180 | So. | Bastrop, Texas / Bastrop HS |
| 90 | Zed Asowata | DL | 6-3 | 265 | Fr-RS | Houston, Texas / Cypress Ridge HS |
| 92 | Bucky Duke | DE | 6-3 | 237 | Fr-RS | Kilgore, Texas / Kilgore HS |
| 93 | Michael McDonald | DE | 6-4 | 252 | Fr-RS | Humble, Texas / Nimitz HS |
| 94 | Nathaniel Nicolas | DL | 6-0 | 295 | Jr. | Miami, Fla. / Coral Gables HS (Coffeyville CC) |
| 95 | A'quan Randolph | DT | 6-2 | 315 | So. | New Orleans, La. / Dekaney HS |
| 98 | Terrell McLain | DE | 6-4 | 245 | Sr. | Miami, Fla. / Killian HS (Merced College) |
| 99 | David Uwubanmwen | DT | 6-3 | 260 | Fr-RS | Garland, Texas / Sachse HS |

COACHING STAFF

Head Coach: Bill Maskill (Western Kentucky '71)

Rich Renner (Defensive Coordinator/Linebackers); Alex Herron (Offensive Coordinator/Offensive Line); Randy Wilkins (Defensive Line); Ashton Aikens (Wide Receivers); Skyler Mornhinweg (Quarterbacks); Nick Sanchez (Defensive Backs); Jeremy Pick (Strength & Conditioning); Taylor Barnhill (Graduate Assistant/Tight Ends); Kresean Reed (Graduate Assistant/Defensive Backs); Mat Turner (Graduate Assistant/Defensive Line); Dre Cortez (Graduate Assistant/Rovers); Justin Hafner (Graduate Assistant/Running Backs)



THE LAST TIME IT HAPPENED

2019 ENMU TOUCHDOWN DRIVES

| | |
|--|---|
| Drive of less than 10 yards: | 3 |
| From 10-29 yards | 2 |
| From 30-49 yards | 3 |
| From 50-69 yards | 4 |
| From 70-79 yards | 3 |
| From 80-89 yards | 2 |
| From 90-99 yards | 2 |
| | |
| Drive of 1-5 plays | 9 |
| 6-10 plays | 3 |
| 11+ plays | 4 |
| | |
| Less than 1:00 | 4 |
| 1:00-1:59 | 1 |
| 2:00-2:59 | 2 |
| 3:00-3:59 | 4 |
| 4:00-4:59 | 2 |
| 5:00 or more | 3 |
| Overtime (no time on clock) | 1 |
| | |
| Defensive TD's | 1 |
| Special Teams TD's | 0 |

2019 HIGH AND LOW TIDBITS

Longest Drive (yards) . . . 98, at Texas A&M-Commerce
 Longest Drive (time) . . . 9:01, at Texas A&M-Commerce
 Longest Drive (plays) 18 plays, at Texas A&M-Commerce
 Shortest Drive (yards)-3, vs. Texas A&M-Kingsville
 Shortest Drive (time) . . . 0:02, at Texas A&M-Commerce
 Shortest Drive (plays) 0 plays at Texas A&M-Commerce

Longest running play 69, at Colorado Mesa
 Longest passing play 50, at Colorado Mesa
 Longest run allowed 69, vs. Missouri S&T
 Longest pass allowed . . . 73, at Texas A&M-Commerce

Most points in a game . . . 48, vs Texas A&M-Kingsville
 Most points in a quarter 27, at Colorado Mesa
 Most points in a half 34 at Colorado Mesa

Individual

- 400+ Yards Passing**
437 - Wesley Wood vs. Texas A&M-Commerce (Sept. 25, 2010)
- 300-399 Yards Passing**
387 - Ethan Brinkley at West Texas A&M (Oct. 31, 2015)
- 40 Pass Attempts**
43 - Wesley Wood at No. 8 Northwest Missouri State (Oct. 15, 2011)
- 20 Pass Completions**
21 (of 35) - Wesley Wood at Texas A&M-Kingsville (Nov. 10, 2012)
- 30 Pass Completions**
33 (of 43) - Wesley Wood at No. 8 Northwest Missouri State (Oct. 15, 2011)
- 100-149 Receiving Yards**
110 (4 receptions) - Zachery Fields at Colorado Mesa (Sept. 14, 2019)
- 150-199 Receiving Yards**
195 (7 receptions) - Aaron Johnson vs. Tarleton State (Oct. 15, 2016)
- 200+ Receiving Yards**
242 (7 receptions) - Xavier Amey at West Texas A&M (Oct. 31, 2015)
- 100-149 Rushing Yards**
110 (24 carries) - Paul Terry at Texas A&M-Commerce (Sept. 21, 2019)
- 150-199 Rushing Yards**
195 (25 carries) - Wyatt Strand vs Texas A&M-Kingsville (Sept. 28, 2019)
184 (26 carries) - Paul Terry vs Texas A&M-Kingsville (Sept. 28, 2019)

200+ Rushing Yards
276 (38 carries) - Kamal Cass vs. Midwestern State (Nov. 11, 2017)

Kickoff Return for a Touchdown
100 yards - D'Maujerick Tucker vs. Tarleton State (Oct. 18, 2014)

Punt Return for a Touchdown
75 yards/75 yards - Kyle Harris/Tim Hamett at Oklahoma Panhandle State (Nov. 10, 2007)

Interception Return for a Touchdown
28 yards - Charles Countee vs. Western Oregon (Nov. 10, 2018)

Fumble Recovery for a Touchdown
56 yards - Quincy Arceneaux at Colorado Mesa (Sept. 14, 2019)

Team

- 500-599 Yards in Total Offense**
vs. Texas A&M-Kingsville (564 yards - Sept. 28, 2019)
- 600+ Yards in Total Offense**
vs. Oklahoma Panhandle State (645 yards - Nov. 5, 2016)
- 700+ Yards in Total Offense**
vs. Texas A&M-Commerce (736 yards - Sept. 19, 2009)
- 30 First Downs**
30 vs. Texas A&M-Kingville (564 yards - Sept. 28, 2019)
- Overtime Game**
at Colorado Mesa (Sept. 14, 2019 - won 44-37 (OT))
- Double Overtime Game**
vs. Emporia State (Sept. 24, 2016 - lost 37-31)
- Last Time Shutout**
vs. Abilene Christian (21-0, Sept. 30, 2006) LSC Record streak
- Last Time ENMU Shutout an Opponent**
vs. West Texas A&M (28-0, Oct, 20, 2018)



GREYHOUNDS IN THE CAREER RECORD BOOKS - INDIVIDUAL

Rushing

| | |
|--------------------------|---|
| Carries | |
| Season 292 | Tom Manley, 1974 |
| Yards | |
| Game 294 | Heath Ridenour, vs. TAMU-Kingsville, Nov. 2, 2002 |
| Season 1,611 | E'lon Spight, 2014 |
| Career 4,301 | Kamal Cass, 2014-17 |
| Touchdowns | |
| Game 5 | Charlie Painter, vs. Western N.M., Oct. 27, 1951 |
| Season 5 | Dennis Beard vs. West Texas A&M, Nov. 4, 2000 |
| Season 22 | Kamal Cass, 2015 |
| Average Per Carry | |
| Season 7.3 | Russell Tatum, 1975 (90 carries, 650 yards) min. 90 carries |
| Average Per Game | |
| Season 146.5 | E'lon Spight, 2014 (11 games, 1,611 yards) |

Passing

| | |
|--------------------|---|
| Completions | |
| Game *64 | JJ Harp, vs. SE Oklahoma St., Sept. 12, 2009 |
| Season 404 | J.J. Harp, 2009 |
| Career 786 | Wesley Wood, 2009-12 |
| Attempts | |
| Game *94 | JJ Harp, vs. SE Oklahoma St., Sept. 12, 2009 |
| Season 647 | J.J. Harp, 2009 |
| Career 1,279 | Wesley Wood, 2009-12 |
| Yards | |
| Game **695 | JJ Harp, vs. SE Oklahoma St., Sept. 12, 2009 |
| Season 4,373 | J.J. Harp, 2009 |
| Career 7,905 | Wesley Wood, 2009-12 |
| Touchdowns | |
| Game 8 | Kevin Kott, vs. Southern Colorado, Oct. 6, 1984 |
| Season 31 | J.J. Harp, 2009 |
| Career 69 | Wesley Wood, 2009-12 |
| Percentage | |
| Game 84.6% | Benjy Dial, vs. Central State (11-13), Oct. 2, 1964 |
| Season 64.9% | Wesley Wood (214-333), 2011 |
| Career 61.5 | Wesley Wood, 2009-12 (786-1,279) |

Receiving

| | |
|-------------------|---|
| Catches | |
| Game 14 | Darian Dale, vs. SE Oklahoma St, Sept. 12, 2009 |
| Season 86 | Jesse Poku, 2010 |
| Career 263 | Darian Dale, 2008-2011 |
| Yards | |
| Game 234 | Barry Coffman, vs. NW Oklahoma, Nov. 15, 1969 |
| Season 1,384 | Steve Jackson, 1983 |
| Career 2,743 | Darian Dale, 2008-2011 |
| Touchdowns | |
| Season 14 | Steve Jackson, 1983; Derrick Harden, 1985 |
| Career 26 | Jesse Poku, 2007-2010 |

Total Offense

| | |
|--------------------|--|
| Yards | |
| Game **681 | JJ Harp, vs. SE Oklahoma St., Sept. 12, 2009 |
| Season 4,367 | JJ Harp, 2009 |
| Career 9,245 | Wesley Wood, 2009-12 |
| First Downs | |
| Season *47 | vs. SE Oklahoma St., Sept. 12, 2009 |

Punting

| | |
|--|--|
| Average | |
| Game 63.0 | Ken Willis, vs. Adams State, Oct. 15, 1949 |
| Season 44.1 | Mark Montoya, 1987 |
| Fewest Blocked (Min. 30 punts) | |
| Season 0 | Steven Todd, 2003 (53 punts) |
| Consecutive Punts Without a Block | |
| Career 90 | Steven Todd, 2003-04 |

Punt Returns

| | |
|----------------|---|
| Yards | |
| Season 334 | Robert Briggs, 1986 |
| Career 688 | Charlie Ragle, 1994-97 |
| Average | |
| Season 16.6 | Tim Hamett, 2007 (15 for 249) Min. 15 Returns |

Kickoff Returns

| | |
|----------------|--------------------------|
| Yards | |
| Career 1,841 | Arvin Jackson, 2009-2011 |
| Average | |
| Season 35.1 | Rufus Smith, 1985 |

Scoring

| | |
|---------------|--|
| Points | |
| Game 36 | Charlie Painter, vs. Western N.M., Oct. 27, 1951 |
| Season 138 | Kamal Cass, 2015 |

| | |
|-------------------|--|
| Touchdowns | |
| Game 5 | Charlie Painter, vs. Western N.M., Oct. 27, 1951 |
| Season 5 | Dennis Beard vs. West Texas A&M, Nov. 4, 2000 |
| Season 23 | Kamal Cass, 2015 |

| | |
|--------------------|--|
| Field Goals | |
| Game **6 | Taylor Cannon, vs. SE Okla., Oct. 12, 2009 |
| Season 16 | Bob Gilbreath, 1987 |
| Career 50 | Bob Gilbreath, 1986-89 |

Tackles

| | |
|---------------|-------------------------|
| Number | |
| Season 155 | Michael Walton, 1997 |
| Career 515 | Michael Walton, 1996-99 |

Interceptions

| | |
|---------------|-------------------|
| Number | |
| Season 13 | Ron Holcomb, 1952 |

* NCAA Record

** NCAA Division II Record



GREYHOUNDS IN THE CAREER RECORD BOOKS - TEAM

Rushing

Yards

Game 583 #24 Angelo State, Oct. 24, 2015
 Season 4,144 2015

Passing

Yards

Game **695 vs Southeastern Oklahoma State, Sept. 12, 2009
 Season 3,792 1983

Total Offense

Yards

Game 767 vs Southeastern Oklahoma State, Sept. 12, 2009
 Season 5,878 2015

Scoring

Points

Game 77 at Bacone College, Oct. 10, 2015
 Season 485 2015 (12 games)
 437 2014 (11 games)
 324 2017 (10 games)

Penalties

Most Yards

Game 210 vs. N.M. Highlands (27 penalties), Sept. 13, 1986
 Season 1,211 1983 (114 penalties)

Fewest Yards

Game 5 vs. Western New Mexico, Oct. 12, 1963
 5 vs. Colorado State, Sept. 29, 1957
 Season 402 1997

Most Opponent Yards

Game 239 vs. Midwestern State, Nov. 14, 1998 (21 penalties)

Fewest Opponent Yards

Game 0 vs. Angelo State, Oct. 11, 2003 (0 penalties)

Most Combined Yards

Game 353 ENMU (114) vs. Midwestern State (239),
 Nov. 14, 1998 (32 penalties)

Most Combined Penalties

Game 38 ENMU (13) vs. N.M. Highlands (25),
 Sept. 3, 2011 (346 yards)

Kicking

Most Field Goals

Game **6 (Tie) vs Southeastern Oklahoma State, Sept. 12, 2009
 Season 16 1987

Rushing Defense

Fewest Yards Allowed

Game -50 at Oklahoma Panhandle, Nov. 10, 2007 (31 carries)
 Season 1,013 1990

Passing Defense

Fewest Completions Allowed

Game 0 vs. Western New Mexico, Nov. 7, 1993
 0 vs. Colorado Western, Oct. 20, 1962
 0 vs. Texas A&M-Kingsville, Oct. 30, 1999

Fewest Yards Allowed

Season 534 1956

Total Defense

Fewest Yards Allowed

Game 65 vs. West Texas, Nov. 7, 1992
 Season 1,942 1962

Scoring Defense

Fewest Points Allowed

Season 77 1951

Interceptions

Most By ENMU Defense

Season 23 1987

ENMU's Most ...

Victories in a Season

9, 1987 (9-2-0) and 1957 (9-0-1)

Games Without a Loss

11, Nov., 1956-Nov., 1957 (10-0-1)

Consecutive Losses

7, Oct. 11, 1988 - Nov. 12, 1988

Shutouts in a Season

6, 1934 (Defense shut out opponent)

Consecutive Shutouts

4, 1937 (Defense shut out opponent)

ENMU'S Longest ...

Running Play

99 yards J.T. Thompson, vs. East Central, Sept. 15, 2007

Pass Reception

97 yards Michael Matthews from Wes Wood, at ASU, Oct. 1, 2011

Field Goal

53 yards Rosli Hussein, vs. East Texas State, Oct. 26, 1985

53 yards Rosli Hussein, vs. SW Oklahoma, Oct. 8, 1983

Punt

85 yards Ken Willis, vs. Adams State, Oct. 15, 1949

Punt Return

94 yards Joe Wood vs. Air Force Academy, Oct. 27, 1956

Kickoff Return*

100 yards D'Maujeric Tucker vs Tarleton State, Oct. 18, 2014

100 yards Corey White, vs. SW Oklahoma, Sept. 11, 2004

100 yards Darrell Whitaker, vs. N.M. Highlands, Sept. 3, 1994

100 yards Billy Ray Thompson, vs. Western St., Sept. 12, 1993

100 yards Rufus Smith, vs. Howard Payne, Nov. 2, 1985

Interception Return*

100 yards Tonmar Johnson vs. Midwestern State, Nov. 13, 1999

100 yards Justin Hibbler vs. TAMU-Kingsville, Oct. 28, 2000

Blocked FG Return

80 yards Tonmar Johnson, vs. West Texas A&M, Nov. 6, 1999

Comeback for a Victory

32 points 46-14 in 3rd qtr. at East Central (50-46 win), Sept. 15, 1984

* Tied NCAA National Record and LSC Record

In 1999, Tonmar Johnson scored on a 100-yard interception return against Midwestern State with 0:17 left in the first half. In 2000, Justin Hibbler intercepted a pass against TAMU-Kingsville and returned it 100 yards for a touchdown on the final play of the first half. In each case, the interception return gave ENMU a 28-7 halftime lead. ENMU went on to defeat Midwestern State, 38-13, and TAMU-Kingsville, 35-7.



THE WAGON WHEEL GAME



The winner of the Eastern New Mexico University-West Texas A&M University football game receives the traveling Wagon Wheel Trophy. The annual battle for the Wagon Wheel began in 1986, when the teams resumed play 41 years after the first game in 1945. Since 1986, ownership of the wheel has been contested every year except 1991, when West Texas A&M did not compete in football. Eastern has won four of the last five games in the Wagon Wheel series to even the series, 15-15 (16-16 all-time). The Hounds also won a Lone Star Conference playoff game against the Buffs in 2014.

WAGON WHEEL WINS: ENMU 16, WEST TEXAS A&M 15


- 1986 at West Texas A&M 50, Eastern N.M. 3
- 1987 West Texas A&M 29, at Eastern N.M. 7
- 1988 at West Texas A&M 34, Eastern N.M. 15
- 1989 at Eastern N.M. 21, West Texas A&M 17
- 1990 Eastern N.M. 32, at West Texas A&M 0
- 1992 Eastern N.M. 56, at West Texas A&M 0
- 1993 West Texas A&M 35, at Eastern N.M. 34
- 1994 Eastern N.M. 48, at West Texas A&M 38
- 1995 at Eastern N.M. 10, West Texas A&M 7
- 1996 Eastern N.M. 31, at West Texas A&M 21
- 1997 West Texas A&M 35, at Eastern N.M. 34 (OT)
- 1998 at West Texas A&M 13, Eastern N.M. 10
- 1999 at Eastern N.M. 24, West Texas A&M 16
- 2000 Eastern N.M. 49, at West Texas A&M 21
- 2001 @ Eastern N.M. 41, West Texas A&M 27
- 2002 Eastern N.M. 27, @ West Texas A&M 16
- 2003 West Texas A&M 49, @ Eastern N.M. 23
- 2004 @ Eastern N.M. 21, West Texas A&M 20
- 2005 at West Texas A&M 52, Eastern N.M. 51 OT
- 2006 West Texas A&M 21, at Eastern N.M. 14
- 2007 at West Texas A&M 61, Eastern N.M. 31
- 2008 West Texas A&M 51, at Eastern N.M. 27
- 2009 at West Texas A&M 34, Eastern N.M. 24
- 2011 at West Texas A&M 52, Eastern N.M. 21
- 2012 West Texas A&M 44, at Eastern N.M. 21
- 2013 Eastern N.M. 39, at West Texas A&M 38
- 2014 at Eastern N.M. 31, West Texas A&M 21
- 2015 at West Texas A&M 52, Eastern N.M. 42
- 2016 at Eastern N.M. 9, West Texas A&M 30
- 2017 Eastern N.M. 28, at West Texas A&M 14
- 2018 Eastern, N.M. 28, at West Texas A&M 0

FIRST GAME IN OVERALL SERIES

1945 at West Texas A&M 57, Eastern N.M. 6

ALL-TIME SERIES WINS:

ENMU 17, West Texas A&M 16



1999
ENMU, 24-16
Greyhound
Stadium

2000
ENMU, 49-21
Canyon,
Texas



2001
ENMU, 41-27
Greyhound
Stadium

2002
ENMU, 27-16
Canyon,
Texas



2004
ENMU, 21-20
Greyhound
Stadium

2016
ENMU, 39-30
Al Whitehead Field at
Greyhound Stadium



2018
ENMU, 28-0
Canyon, Texas; Kimbrough Memorial Stadium



THE LEE PROFILE



KELLEY LEE

HEAD COACH

THIRD SEASON

- 15-9 through first two seasons and counting at the helm
- Joined ENMU coaching staff in 2012 as offensive coordinator
- Top five nationally ranked rushing offense the last five seasons
- Undefeated in trophy games (3-0) since becoming head coach

Kelley Lee is entering his third year as Head Football Coach at Eastern New Mexico University in 2019 and his seventh overall.

Prior to being named head coach, Lee spent the last five seasons as ENMU's offensive coordinator and built one of the most dominant run games and efficient passing games in the Lone Star Conference and NCAA Division II.

Year two of the Kelley Lee era saw the Hounds take on five opponents throughout the season that were ranked or receiving votes in the national polls, finishing with a record of 5-6. Eastern took defending national champions Texas A&M-Commerce and defending Lone Star Conference Champions Midwestern State down to the wire inside Greyhound Stadium and shutout arch-rival West Texas A&M for the first time since 1992 on the road in Canyon, Texas.

The ground attack continued to prove as one of the nation's best throughout the 2018 season, ranking fourth in all of Division II (284.5 ypg) and tops in the Lone Star Conference. Paul Terry replaced Kamal Cass at the fullback position and worked his way towards a First Team All-LSC selection. Eastern New Mexico was represented by a total of 18 Greyhounds on the all-conference list at season's end.

The Hounds also ranked in the top-25 nationally in six other categories: redzone offense (9th, 89%), kick return defense (11th, 15.8), time of possession (16th, 32:32.0), 4th down defense (19th, 30%), and 4th down offense (22nd, 64%).

In his first year as head coach in 2017, Lee led the Greyhounds to an 8-2 overall record with a 6-2 mark in LSC play. ENMU led all of Division II in three categories during the season in rushing offense (352.7 ypg),

time of possession (36:40), and least amount of passes intercepted by opponents (2). Defensively, ENMU led the LSC in rushing defense at 80.8 ypg, which ranked sixth in Division II. The Greyhounds finished the season ranked in the top-25 statistically in yards per completion (7th, 15.75), 4th down conversion pct on defense (11th, .286), 3rd down conversion pct on defense (24th, .321), and defensive first downs allowed in a season (18th, 174). Running back Kamal Cass was named a AFCA First Team All-American and a D2Football.com Second Team All-American under Lee. Cass was also named the LSC Offensive Back of the Year to go along with First Team All-LSC honors. Overall, ENMU had 16 players named All-LSC, two named Academic All-LSC, one All-Region player, One Academic Athletic of the Year, and three LSC Player of the Week accolades.

Lee joined the Eastern New Mexico University football coaching staff in 2012 after a stint at Valencia High School, where he served as the athletic coordinator and head football coach. Since coming to ENMU he has served as the offensive coordinator and helped ENMU achieve the No. 1 rated rushing offense in the Lone Star Conference with 345 yards per game in 2015. While at ENMU, the team has seen three offensive players named All-Americans under Lee's guidance and made their first Division II bowl appearance ever, appearing in the C.H.A.M.P.S. Heart of Texas Bowl in 2015 and again in 2016.

In his ground attack, Lee tutored two running backs that have set the single-season record for rushing yards and career record for rushing yards with E'lon Spight (1,611; 2014) and Kamal Cass (4,301; 2014-17), respectively. Under Lee, Cass led the LSC in rushing yards in 2015 (1,514);

2016 (1,191); and 2017 (1,443).

Prior to ENMU, Lee took over a program at Valencia that was 1-9 and quickly turned them into a contender going 26-9 and reached the state playoffs all three years. In 2011, Kelley was named the Metro Coach of the Year when VHS posted an 11-1 record and led the state, averaging 50.5 points per game.

Lee also served at the offensive coordinator/assistant head coach at Midland College in 2008 where the offense ranked first in the NAIA in red zone efficiency and in the top-10 in rushing offense and fourth-down conversions.

In 2006 and 2007 Lee was the offensive coordinator/recruiting coordinator at NMMI where they finished second in the nation in rushing offense both years. In 2006 Lee directed an offense at NMMI that finished fourth in the Nation in total offense. In 2002 and 2003 Coach Lee was a graduate assistant for the Greyhounds where he coached running backs and quarterbacks respectively.

Lee earned his Bachelor of Science degree in 2000 from Western New Mexico University where he played quarterback for the Mustangs. Lee is a graduate of Hot Springs High School in New Mexico. A three-sport athlete while at Hot Springs, Lee played in four state championships in football, basketball and won state track titles in the discus and shot put.

Kelley is married to Melissa Lee, who is a former track and field athlete and coach at ENMU. They have two children, Kingston and Croix. Lee's father is in the National High School Hall of Fame and his sister (Tasha Fischer) is an Assistant Athletic Director for Compliance at Florida State.

Kelley Lee's Resume

| Year(s) | Team | Job Title |
|------------|-------------|----------------------|
| 2002-03 | ENMU | Graduate Assistant |
| 2006-07 | NMMI | Assistant Coach |
| 2008 | Midland | Assistant Head Coach |
| 2009-11 | Valencia HS | Head Coach |
| 2012-16 | ENMU | Assistant Coach |
| 2017-Pres. | ENMU | Head Coach |

Record at ENMU: 16-9 (3rd season)
Career Record: Same



Eastern New Mexico

| | | |
|----------|------------------------|--------|
| Sept. 7 | Missouri S&T | W |
| Sept. 14 | at Colorado Mesa | W |
| Sept. 21 | at Texas A&M-Commerce* | L |
| Sept. 28 | Texas A&M-Kingsville* | W |
| Oct. 5 | at Midwestern State* | 6 p.m. |
| Oct. 12 | Tarleton State* | 6 p.m. |
| Oct. 19 | at Western New Mexico* | 6 p.m. |
| Oct. 26 | West Texas A&M* | 6 p.m. |
| Nov. 2 | at UT Permian Basin* | 7 p.m. |
| Nov. 9 | Angelo State* | 6 p.m. |
| Nov. 16 | at Western Oregon | 2 p.m. |

Missouri S&T

| | | |
|----------|-----------------------|--------|
| Sept. 7 | at Eastern New Mexico | L |
| Sept. 14 | Azusa Pacific | W |
| Sept. 21 | Miles | W |
| Sept. 28 | at William Jewell* | W |
| Oct. 5 | Quincy* | 1 p.m. |
| Oct. 12 | at Texas Southern | 2 p.m. |
| Oct. 19 | at Truman State* | 2 p.m. |
| Oct. 26 | at Indianapolis* | 5 p.m. |
| Nov. 2 | Southwest Baptist* | 1 p.m. |
| Nov. 9 | at Lindenwood* | 1 p.m. |
| Nov. 16 | McKendree* | 1 p.m. |

Colorado Mesa

| | | |
|----------|------------------------|--------|
| Sept. 7 | at South Dakota Mines* | W |
| Sept. 14 | at Eastern New Mexico | L |
| Sept. 21 | Western St. Colorado* | L |
| Sept. 28 | at Chadron State* | W |
| Oct. 5 | Colorado Mines* | 1 p.m. |
| Oct. 12 | Fort Lewis* | 7 p.m. |
| Oct. 19 | at CSU-Pueblo* | 2 p.m. |
| Oct. 26 | Black Hills State* | 1 p.m. |
| Nov. 2 | at Dixie State* | 1 p.m. |
| Nov. 9 | at Adams State* | 1 p.m. |
| Nov. 16 | N.M. Highlands* | 1 p.m. |

Texas A&M-Commerce

| | | |
|----------|--------------------------|--------|
| Sept. 7 | Seleccion Nuevo Leon | W |
| Sept. 14 | at Western Oregon | W |
| Sept. 21 | Eastern New Mexico* | W |
| Sept. 28 | at CSU-Pueblo | L |
| Oct. 5 | at Texas A&M-Kingsville* | 7 p.m. |
| Oct. 12 | at Midwestern State* | 6 p.m. |
| Oct. 19 | at Tarleton State* | 6 p.m. |
| Oct. 26 | Western New Mexico* | 4 p.m. |
| Nov. 2 | at West Texas A&M* | 4 p.m. |
| Nov. 9 | UT Permian Basin* | 4 p.m. |
| Nov. 16 | at Angelo State* | 4 p.m. |

Texas A&M-Kingsville

| | | |
|----------|------------------------|--------|
| Sept. 7 | Saginaw Valley State | L |
| Sept. 14 | Sul Ross State | W |
| Sept. 21 | Angelo State* | L |
| Sept. 28 | at Eastern New Mexico* | L |
| Oct. 5 | Texas A&M-Commerce* | 7 p.m. |
| Oct. 12 | Western Oregon | 7 p.m. |
| Oct. 19 | at Midwestern State* | 7 p.m. |
| Oct. 26 | Tarleton State* | 7 p.m. |
| Nov. 2 | at Western New Mexico* | 1 p.m. |
| Nov. 9 | West Texas A&M* | 7 p.m. |
| Nov. 16 | at UT Permian Basin* | 6 p.m. |

Midwestern State

| | | |
|----------|------------------------|--------|
| Sept. 7 | at Northwestern State | W |
| Sept. 14 | at Lindenwood | W |
| Sept. 21 | UT Permian Basin* | W |
| Sept. 28 | at Angelo State* | L |
| Oct. 5 | Eastern New Mexico* | 7 p.m. |
| Oct. 12 | at Texas A&M-Commerce* | 6 p.m. |
| Oct. 19 | Texas A&M-Kingsville* | 7 p.m. |
| Oct. 26 | at Western Oregon | 3 p.m. |
| Nov. 2 | Tarleton State* | 2 p.m. |
| Nov. 9 | Western New Mexico* | 1 p.m. |
| Nov. 16 | at West Texas A&M* | 2 p.m. |

Tarleton State

| | | |
|----------|--------------------------|--------|
| Sept. 7 | Stephen F. Austin | W |
| Sept. 14 | Doane | W |
| Sept. 21 | West Texas A&M* | W |
| Sept. 28 | at UT Permian Basin* | W |
| Oct. 5 | Angelo State* | 6 p.m. |
| Oct. 12 | at Eastern New Mexico* | 7 p.m. |
| Oct. 19 | Texas A&M-Commerce* | 6 p.m. |
| Oct. 26 | at Texas A&M-Kingsville* | 7 p.m. |
| Nov. 2 | Midwestern State* | 2 p.m. |
| Nov. 9 | at William Jewell | 1 p.m. |
| Nov. 16 | at Western New Mexico* | 1 p.m. |

Western New Mexico

| | | |
|----------|------------------------|---------|
| Sept. 7 | at Ottawa (Ariz.) | L |
| Sept. 14 | at Northern Arizona | L |
| Sept. 21 | Central Washington | L |
| Sept. 28 | at West Texas A&M* | L |
| Oct. 5 | UT Permian Basin* | 6 p.m. |
| Oct. 12 | at Angelo State* | 3 p.m. |
| Oct. 19 | Eastern New Mexico* | 6 p.m. |
| Oct. 26 | at Texas A&M-Commerce* | 3 p.m. |
| Nov. 2 | Texas A&M-Kingsville* | 6 p.m. |
| Nov. 9 | at Midwestern State* | 12 p.m. |
| Nov. 16 | Tarleton State* | 12 p.m. |

West Texas A&M

| | | |
|----------|--------------------------|--------|
| Sept. 7 | Azusa Pacific | W |
| Sept. 14 | at William Jewell | W |
| Sept. 21 | at Tarleton State* | L |
| Sept. 28 | Western New Mexico* | W |
| Oct. 5 | Central Washington | 5 p.m. |
| Oct. 12 | at UT Permian Basin* | TBD |
| Oct. 19 | Angelo State* | 4 p.m. |
| Oct. 26 | at Eastern New Mexico* | 7 p.m. |
| Nov. 2 | Texas A&M-Commerce* | 4 p.m. |
| Nov. 9 | at Texas A&M-Kingsville* | 7 p.m. |
| Nov. 16 | Midwestern State* | 2 p.m. |

UT Permian Basin

| | | |
|----------|------------------------|---------|
| Sept. 7 | Wayland Baptist | W |
| Sept. 14 | Northern Michigan | W |
| Sept. 21 | at Midwestern State* | L |
| Sept. 28 | Tarleton State* | L |
| Oct. 5 | at Western New Mexico* | 12 p.m. |
| Oct. 12 | West Texas A&M* | TBA |
| Oct. 19 | at Chadron State | 1 p.m. |
| Oct. 26 | at Angelo State* | 4 p.m. |
| Nov. 2 | Eastern New Mexico* | 6 p.m. |
| Nov. 9 | at Texas A&M-Commerce* | 4 p.m. |
| Nov. 16 | Texas A&M-Kingsville* | 6 p.m. |

Angelo State

| | | |
|----------|--------------------------|--------|
| Sept. 5 | Western Oregon | W |
| Sept. 14 | Simon Fraser | W |
| Sept. 21 | at Texas A&M-Kingsville* | W |
| Sept. 28 | Midwestern State* | W |
| Oct. 5 | at Tarleton State* | 6 p.m. |
| Oct. 12 | Western New Mexico* | 4 p.m. |
| Oct. 19 | at West Texas A&M* | 4 p.m. |
| Oct. 26 | UT Permian Basin* | 4 p.m. |
| Nov. 2 | at Adams State | 2 p.m. |
| Nov. 9 | at Eastern New Mexico* | 6 p.m. |
| Nov. 16 | Texas A&M-Commerce* | 4 p.m. |

Western Oregon

| | | |
|----------|-------------------------|--------|
| Sept. 5 | at Angelo State | L |
| Sept. 14 | Texas A&M-Commerce | L |
| Sept. 21 | at Azusa Pacific* | W |
| Sept. 28 | at Central Washington* | W |
| Oct. 5 | Simon Fraser* | 1 p.m. |
| Oct. 12 | at Texas A&M-Kingsville | 5 p.m. |
| Oct. 19 | at Central Washington* | 1 p.m. |
| Oct. 26 | Midwestern State | 1 p.m. |
| Nov. 2 | at Simon Fraser* | 1 p.m. |
| Nov. 9 | Azusa Pacific* | 1 p.m. |
| Nov. 16 | Eastern New Mexico | 1 p.m. |

*Conference Game
^All time listed are local to each teams schedule

2019 LSC STANDINGS

| | LSC | | | OVERALL | | |
|-------------|----------|----------|--------------|----------|----------|--------------|
| | W | L | Pct. | W | L | Pct. |
| ASU | 2 | 0 | 1.000 | 4 | 0 | 1.000 |
| TSU | 2 | 0 | 1.000 | 4 | 0 | 1.000 |
| TAMUC | 1 | 0 | 0.000 | 2 | 1 | 0.667 |
| ENMU | 1 | 1 | 0.500 | 3 | 1 | 0.750 |
| MSU | 1 | 1 | 0.500 | 3 | 1 | 0.750 |
| WTAMU | 1 | 1 | 0.500 | 3 | 1 | 0.750 |
| UTPB | 0 | 2 | 0.000 | 2 | 2 | 0.500 |
| TAMUK | 0 | 2 | 0.000 | 1 | 3 | 0.250 |
| WNMU | 0 | 1 | 0.000 | 0 | 4 | 0.000 |

AFCA Top 25 Ranking in ()

WEEK 5 IN THE LSC

Saturday, Oct. 5
 Central Washington at West Texas A&M 5 p.m.
 Angelo State at Tarleton State* 6 p.m.
 Texas A&M-Commerce at Texas A&M-Kingsville 7 p.m.
Eastern New Mexico at Midwestern State* **7 p.m.**
 UT Permian Basin at Western New Mexico* 7 p.m.

*LSC game
^All time listed are Central

2019 GAME RESULTS

| | OVERALL | HOME | AWAY | NEUT |
|----------------|---------|-------|-------|-------|
| ALL GAMES | (3-1) | (2-0) | (1-1) | (0-0) |
| CONFERENCE | (1-1) | (1-0) | (0-1) | (0-0) |
| NON-CONFERENCE | (2-0) | (1-0) | (1-0) | (0-0) |

| DATE | OPPONENT | W/L | SCORE | REC. | TIME | ATT. |
|--------|-------------------------|-----|------------|-------|------|-------|
| Sep 07 | MISSOURI S&T | W | 35-28 | 1-0-0 | 2:50 | 2216 |
| Sep 14 | at COLORADO MESA | W | 44-37 (ot) | 2-0-0 | 3:20 | 3357 |
| Sep 21 | at TEXAS A&M-COMMERCE L | | 45-27 | 2-1-0 | 2:55 | 7,968 |
| Sep 28 | TEXAS A&M-KINGSVILLE | W | 48-34 | 3-1-0 | 4:52 | 3,142 |

* - LSC Game

2019 TEAM STATISTICS

| | ENMU | Opponents | | | | |
|--------------------------------|-------------|--------------|----------|----------|-----------|--------------|
| SCORING | 154 | 144 | | | | |
| Points Per Game | 38.5 | 36.0 | | | | |
| Points Off Turnovers | 38 | 28 | | | | |
| FIRST DOWNS | 107 | 88 | | | | |
| Rushing | 86 | 29 | | | | |
| Passing | 11 | 42 | | | | |
| Penalty | 10 | 17 | | | | |
| RUSHING YARDAGE | 1707 | 525 | | | | |
| Yards gained rushing | 1773 | 595 | | | | |
| Yards lost rushing | 66 | 70 | | | | |
| Rushing Attempts | 284 | 116 | | | | |
| Average Per Rush | 6.0 | 4.5 | | | | |
| Average Per Game | 426.8 | 131.2 | | | | |
| TDs Rushing | 16 | 6 | | | | |
| PASSING YARDAGE | 255 | 945 | | | | |
| Comp-Att-Int | 19-40-2 | 70-114-5 | | | | |
| Average Per Pass | 6.4 | 8.3 | | | | |
| Average Per Catch | 13.4 | 13.5 | | | | |
| Average Per Game | 63.8 | 236.2 | | | | |
| TDs Passing | 3 | 10 | | | | |
| TOTAL OFFENSE | 1962 | 1470 | | | | |
| Total Plays | 324 | 230 | | | | |
| Average Per Play | 6.1 | 6.4 | | | | |
| Average Per Game | 490.5 | 367.5 | | | | |
| KICK RETURNS: #-Yards | 14-221 | 19-400 | | | | |
| PUNT RETURNS: #-Yards | 2-0 | 6-144 | | | | |
| INT RETURNS: #-Yards | 5-31 | 2--1 | | | | |
| KICK RETURN AVERAGE | 15.8 | 21.1 | | | | |
| PUNT RETURN AVERAGE | 0.0 | 24.0 | | | | |
| INT RETURN AVERAGE | 6.2 | -0.5 | | | | |
| FUMBLES-LOST | 6-3 | 9-7 | | | | |
| PENALTIES-Yards | 36-329 | 28-281 | | | | |
| Average Per Game | 82.2 | 70.2 | | | | |
| PUNTS-Yards | 14-478 | 8-314 | | | | |
| Average Per Punt | 34.1 | 39.2 | | | | |
| Net punt average | 22.4 | 39.2 | | | | |
| KICKOFFS-Yards | 26-1431 | 27-1607 | | | | |
| Average Per Kick | 55.0 | 59.5 | | | | |
| Net kick average | 33.9 | 40.2 | | | | |
| TIME OF POSSESSION/Game | 37:12 | 22:48 | | | | |
| 3RD-DOWN Conversions | 33/64 | 17/35 | | | | |
| 3rd-Down Pct | 52% | 49% | | | | |
| 4TH-DOWN Conversions | 6/9 | 2/5 | | | | |
| 4th-Down Pct | 67% | 40% | | | | |
| SACKS BY-Yards | 5-29 | 3-15 | | | | |
| MISC YARDS | 0 | 20 | | | | |
| TOUCHDOWNS SCORED | 20 | 19 | | | | |
| FIELD GOALS-ATTEMPTS | 5-7 | 4-4 | | | | |
| ON-SIDE KICKS | 0-0 | 0-0 | | | | |
| RED-ZONE SCORES | (17-21) 81% | (15-15) 100% | | | | |
| RED-ZONE TOUCHDOWNS | (14-21) 67% | (12-15) 80% | | | | |
| PAT-ATTEMPTS | (17-18) 94% | (18-19) 95% | | | | |
| ATTENDANCE | 5358 | 11325 | | | | |
| Games/Avg Per Game | 2/2679 | 2/5662 | | | | |
| Neutral Site Games | | 0/0 | | | | |
| SCORE BY QTR | 1 | 2 | 3 | 4 | OT | TOTAL |
| Eastern N.M. | 20 | 34 | 59 | 34 | 7 | 154 |
| Opponents | 38 | 31 | 38 | 37 | 0 | 144 |

2019 INDIVIDUAL STATISTICS

| RUSHING | GP | Att | Gain | Loss | Net | Avg | TD | Long | Avg/G |
|-----------------------|----------|------------|-------------|-----------|-------------|------------|-----------|-----------|--------------|
| Paul Terry | 4 | 113 | 675 | 13 | 662 | 5.9 | 4 | 38 | 165.5 |
| Wyatt Strand | 4 | 84 | 492 | 26 | 466 | 5.5 | 7 | 37 | 116.5 |
| Johnny Smith | 4 | 38 | 243 | 12 | 231 | 6.1 | 1 | 50 | 57.8 |
| Darryl Wiggins | 4 | 21 | 162 | 0 | 162 | 7.7 | 2 | 16 | 40.5 |
| Justin Manyweather | 4 | 8 | 91 | 4 | 87 | 10.9 | 1 | 69 | 21.8 |
| Tafari Gomillion | 3 | 6 | 46 | 0 | 46 | 7.7 | 0 | 26 | 15.3 |
| Currie Thomason | 4 | 5 | 26 | 1 | 25 | 5.0 | 0 | 12 | 6.2 |
| Vicen'te Walker | 4 | 1 | 20 | 8 | 12 | 12.0 | 1 | 0 | 3.0 |
| Tyreick Branch | 4 | 3 | 11 | 2 | 9 | 3.0 | 0 | 10 | 2.2 |
| Sultaan Sulivan | 2 | 4 | 6 | 0 | 6 | 1.5 | 0 | 3 | 3.0 |
| Matthew Askew-Betts | 2 | 1 | 1 | 0 | 1 | 1.0 | 0 | 1 | 1.0 |
| Total..... | 4 | 284 | 1773 | 66 | 1707 | 6.0 | 16 | 69 | 426.8 |
| Opponents..... | 4 | 116 | 595 | 70 | 525 | 4.5 | 6 | 69 | 131.2 |

| PASSING | G | Effic | Comp-Att-Int | Pct | Yds | TD | Long | Avg/G |
|-----------------------|----------|--------------|-----------------|-------------|------------|-----------|-----------|--------------|
| Wyatt Strand | 4 | 115.8 | 19-40-2 | 47.5 | 255 | 3 | 50 | 63.8 |
| Total..... | 4 | 115.8 | 19-40-2 | 47.5 | 255 | 3 | 50 | 63.8 |
| Opponents..... | 4 | 151.2 | 70-114-5 | 61.4 | 945 | 10 | 73 | 236.2 |

| RECEIVING | G | No. | Yds | Avg | TD | Long | Avg/G |
|-----------------------|----------|-----------|------------|-------------|-----------|-----------|--------------|
| Zachery Fields | 4 | 8 | 149 | 18.6 | 3 | 50 | 37.2 |
| Johnny Smith | 4 | 5 | 63 | 12.6 | 0 | 22 | 15.8 |
| Justin Manyweather | 4 | 2 | 34 | 17.0 | 0 | 23 | 8.5 |
| Paul Terry | 4 | 2 | 6 | 3.0 | 0 | 3 | 1.5 |
| Darryl Wiggins | 4 | 2 | 3 | 1.5 | 0 | 3 | 0.8 |
| Total..... | 4 | 19 | 255 | 13.4 | 3 | 50 | 63.8 |
| Opponents..... | 4 | 70 | 945 | 13.5 | 10 | 73 | 236.2 |

| PUNT RETURNS | No. | Yds | Avg | TD | Long |
|-----------------------|----------|------------|-------------|----------|-----------|
| Justin Manyweather | 2 | 0 | 0.0 | 0 | 0 |
| Total..... | 2 | 0 | 0.0 | 0 | 0 |
| Opponents..... | 6 | 144 | 24.0 | 3 | 55 |

| INTERCEPTIONS | No. | Yds | Avg | TD | Long |
|-----------------------|----------|-----------|-------------|----------|-----------|
| Vicen'te Walker | 2 | 0 | 0.0 | 0 | 0 |
| Mazin Richards | 1 | 0 | 0.0 | 0 | 0 |
| Lamontre Huval | 1 | 10 | 10.0 | 0 | 10 |
| Charles Countee | 1 | 21 | 21.0 | 0 | 21 |
| Total..... | 5 | 31 | 6.2 | 0 | 21 |
| Opponents..... | 2 | -1 | -0.5 | 0 | 0 |

| KICK RETURNS | No. | Yds | Avg | TD | Long |
|-----------------------|-----------|------------|-------------|----------|-----------|
| Justin Manyweather | 5 | 53 | 10.6 | 0 | 20 |
| Johnny Smith | 4 | 76 | 19.0 | 0 | 34 |
| Dexter Carter | 4 | 90 | 22.5 | 0 | 32 |
| Matthew Askew-Betts | 1 | 2 | 2.0 | 0 | 0 |
| Total..... | 14 | 221 | 15.8 | 0 | 34 |
| Opponents..... | 19 | 400 | 21.1 | 0 | 66 |

| FUMBLE RETURNS | No. | Yds | Avg | TD | Long |
|-----------------------|----------|-----------|-------------|----------|-----------|
| Quincy Arceneaux | 1 | 56 | 56.0 | 1 | 56 |
| Total..... | 1 | 56 | 56.0 | 1 | 56 |
| Opponents..... | 1 | 2 | 2.0 | 0 | 2 |

| SCORING | TD | PATs | | | | | | | |
|-----------------------|-----------|------------|--------------|------------|----------|------------|----------|----------|------------|
| | | FGs | Kick | Rush | Rcv | Pass | DXP | Saf | Pts |
| Wyatt Strand | 7 | 0-0 | 0-0 | 0-0 | 0 | 1-2 | 0 | 0 | 42 |
| Tyler Vargas | 0 | 5-7 | 17-18 | 0-0 | 0 | 0-0 | 0 | 0 | 32 |
| Paul Terry | 4 | 0-0 | 0-0 | 0-0 | 0 | 0-0 | 0 | 0 | 24 |
| Zachery Fields | 3 | 0-0 | 0-0 | 0-0 | 0 | 0-0 | 0 | 0 | 18 |
| Darryl Wiggins | 2 | 0-0 | 0-0 | 0-0 | 0 | 0-0 | 0 | 0 | 12 |
| Johnny Smith | 1 | 0-0 | 0-0 | 0-0 | 1 | 0-0 | 0 | 0 | 8 |
| Justin Manyweather | 1 | 0-0 | 0-0 | 0-0 | 0 | 0-0 | 0 | 0 | 6 |
| Vicen'te Walker | 1 | 0-0 | 0-0 | 0-0 | 0 | 0-0 | 0 | 0 | 6 |
| Quincy Arceneaux | 1 | 0-0 | 0-0 | 0-0 | 0 | 0-0 | 0 | 0 | 6 |
| Total..... | 20 | 5-7 | 17-18 | 0-0 | 1 | 1-2 | 0 | 0 | 154 |
| Opponents..... | 19 | 4-4 | 18-19 | 0-0 | 0 | 0-0 | 0 | 0 | 144 |

| PUNTING | No. | Yds | Avg | Long | TB | FC | 120 | 50+ | Blkd |
|-----------------------|-----------|------------|-------------|-----------|----------|----------|----------|----------|----------|
| Tyler Vargas | 12 | 478 | 39.8 | 54 | 1 | 4 | 1 | 1 | 2 |
| TEAM | 2 | 0 | 0.0 | 0 | 0 | 0 | 0 | 0 | 0 |
| Total..... | 14 | 478 | 34.1 | 54 | 1 | 4 | 1 | 1 | 2 |
| Opponents..... | 8 | 314 | 39.2 | 50 | 0 | 2 | 4 | 1 | 0 |

| FIELD GOALS | FG-A | Pct | 01-19 | 20-29 | 30-39 | 40-49 | 50+ | Lg | Blk |
|--------------|------|------|-------|-------|-------|-------|-----|----|-----|
| Tyler Vargas | 5-7 | 71.4 | 0-0 | 2-3 | 2-2 | 1-1 | 0-1 | 42 | 1 |



| KICKOFFS | No. | Yds | Avg | TB | OB | Retn | Net YdLn |
|----------------|-----|------|------|----|----|------|----------|
| Tyler Vargas | 26 | 1431 | 55.0 | 6 | 1 | | |
| Total..... | 26 | 1431 | 55.0 | 6 | 1 | 21.1 | 33.9 31 |
| Opponents..... | 27 | 1607 | 59.5 | 12 | 0 | 15.8 | 40.2 24 |

| FG SEQUENCE ()=made field goal | Eastern New Mexico | OPPONENTS |
|---------------------------------|--------------------|-----------|
| Missouri S&T | 50 | - |
| Colorado Mesa | (24),(29) | (26) |
| Tex. A&M-Commerce | (26),(42) | (43) |
| Tex. A&M-Kingsville | (30),(39) | (30),(24) |

Numbers in (parentheses) indicate field goal was made.

| ALL-PURPOSE | G | Rush | Rec | PR | KOR | IR | Tot | Avg/G |
|-----------------------|---|------|-----|-----|-----|----|------|-------|
| Paul Terry | 4 | 662 | 6 | 0 | 0 | 0 | 668 | 167.0 |
| Wyatt Strand | 4 | 466 | 0 | 0 | 0 | 0 | 466 | 116.5 |
| Johnny Smith | 4 | 231 | 63 | 0 | 76 | 0 | 370 | 92.5 |
| Justin Manyweather | 4 | 87 | 34 | 0 | 53 | 0 | 174 | 43.5 |
| Darryl Wiggins | 4 | 162 | 3 | 0 | 0 | 0 | 165 | 41.2 |
| Zachery Fields | 4 | 0 | 149 | 0 | 0 | 0 | 149 | 37.2 |
| Dexter Carter | 4 | 0 | 0 | 0 | 90 | 0 | 90 | 22.5 |
| Tafari Gomillion | 3 | 46 | 0 | 0 | 0 | 0 | 46 | 15.3 |
| Currie Thomason | 4 | 25 | 0 | 0 | 0 | 0 | 25 | 6.2 |
| Charles Countee | 4 | 0 | 0 | 0 | 0 | 21 | 21 | 5.2 |
| Vicen'te Walker | 4 | 12 | 0 | 0 | 0 | 0 | 12 | 3.0 |
| Lamontre Huval | 4 | 0 | 0 | 0 | 0 | 10 | 10 | 2.5 |
| Tyreick Branch | 4 | 9 | 0 | 0 | 0 | 0 | 9 | 2.2 |
| Sultaan Sullivan | 2 | 6 | 0 | 0 | 0 | 0 | 6 | 3.0 |
| Matthew Askew-Betts 2 | 1 | 0 | 0 | 0 | 2 | 0 | 3 | 1.5 |
| Total..... | 4 | 1707 | 255 | 0 | 221 | 31 | 2214 | 553.5 |
| Opponents..... | 4 | 525 | 945 | 144 | 400 | -1 | 2013 | 503.2 |

| TOTAL OFFENSE | GP | Plays | Rush | Pass | Total | Avg/G |
|---------------------|----|-------|------|------|-------|-------|
| Wyatt Strand | 4 | 124 | 466 | 255 | 721 | 180.2 |
| Paul Terry | 4 | 113 | 662 | 0 | 662 | 165.5 |
| Johnny Smith | 4 | 38 | 231 | 0 | 231 | 57.8 |
| Darryl Wiggins | 4 | 21 | 162 | 0 | 162 | 40.5 |
| Justin Manyweather | 4 | 8 | 87 | 0 | 87 | 21.8 |
| Tafari Gomillion | 3 | 6 | 46 | 0 | 46 | 15.3 |
| Currie Thomason | 4 | 5 | 25 | 0 | 25 | 6.2 |
| Vicen'te Walker | 4 | 1 | 12 | 0 | 12 | 3.0 |
| Tyreick Branch | 4 | 3 | 9 | 0 | 9 | 2.2 |
| Sultaan Sullivan | 2 | 4 | 6 | 0 | 6 | 3.0 |
| Matthew Askew-Betts | 2 | 1 | 1 | 0 | 1 | 0.5 |
| Total..... | 4 | 324 | 1707 | 255 | 1962 | 490.5 |
| Opponents..... | 4 | 230 | 525 | 945 | 1470 | 367.5 |

2019 OVERALL DEFENSIVE STATISTICS

| | Tackles | | | Total | TFL | Yds | Sacks | | Pass Defense | | BU | PD | Qbh | Fumbles | | FF | Blkd Kick | Saf |
|----------------|---------------------|------|-----|-------|-----|-----|-------|-----|--------------|-----|-----|----|-----|---------|-----|-----|-----------|-----|
| | GP | Solo | Ast | | | | No | Yds | Int | Yds | | | | Rcv | Yds | | | |
| 18 | Lamontre Huval | 4 | 15 | 14 | 29 | 2.0 | -6 | 1.0 | -4 | 1 | -10 | 3 | 4 | 2 | 1 | -0 | . | . |
| 11 | Charles Countee | 4 | 15 | 9 | 24 | 2.5 | -4 | . | . | 1 | -21 | 3 | 4 | . | 1 | -0 | . | . |
| 23 | Vicen'te Walker | 4 | 15 | 8 | 23 | . | . | . | . | 2 | -0 | 3 | 2 | . | . | . | . | . |
| 40 | Noah Sweitzer | 4 | 11 | 11 | 22 | 1.5 | -5 | . | . | . | . | 3 | 3 | 1 | 1 | -0 | 1 | . |
| 24 | Connor Sosa | 4 | 5 | 10 | 15 | 1.0 | -2 | . | . | . | . | . | . | . | . | . | . | . |
| 12 | Quincy Arceneaux | 4 | 7 | 7 | 14 | 3.0 | -21 | 1.0 | -15 | 1 | 1 | 3 | 2 | -56 | 2 | . | . | |
| 99 | Jamar Claibourn | 4 | 5 | 8 | 13 | 2.0 | -5 | . | . | . | . | . | . | . | . | . | 1 | . |
| 94 | Rakeem Hatchett | 4 | 3 | 8 | 11 | 1.5 | -4 | . | . | . | . | . | . | . | 1 | -0 | . | . |
| 44 | Mazin Richards | 4 | 8 | 2 | 10 | 4.0 | -15 | 3.0 | -10 | 1 | -0 | . | 1 | . | . | . | . | . |
| 22 | Ryan Moore | 4 | 7 | 3 | 10 | . | . | . | . | . | . | 5 | 5 | . | . | . | . | . |
| 20 | Ricky Barfield | 4 | 6 | 4 | 10 | 0.5 | -1 | . | . | . | . | 2 | 2 | . | . | . | 1 | . |
| 14 | Roope Henry | 4 | 3 | 6 | 9 | 1.5 | -4 | . | . | . | . | . | . | 1 | . | . | . | . |
| 8 | De'John Burns | 4 | 4 | 2 | 6 | 1.0 | -4 | . | . | . | . | 1 | 1 | . | 1 | -0 | . | . |
| 33 | Emilio Rodriguez | 4 | 4 | 1 | 5 | . | . | . | . | . | . | . | . | . | . | . | . | . |
| 43 | Raul Montalvo | 4 | 1 | 4 | 5 | . | . | . | . | . | . | . | . | . | . | . | . | . |
| 29 | Colby Russ | 4 | 3 | 1 | 4 | . | . | . | . | . | . | . | . | . | . | . | . | . |
| 37 | Xavier Jackson | 2 | 1 | 2 | 3 | . | . | . | . | . | . | . | . | . | . | . | . | . |
| 27 | Davon Conyers | 4 | 3 | . | 3 | . | . | . | . | . | . | . | . | . | . | . | . | . |
| 32 | Daniel Garces | 4 | 2 | 1 | 3 | 0.5 | -3 | . | . | . | . | . | . | 1 | . | . | . | . |
| 21 | Deon Lee | 4 | 1 | 1 | 2 | . | . | . | . | . | . | . | . | . | . | . | . | . |
| 19 | Malik Goss | 2 | 1 | 1 | 2 | . | . | . | . | . | . | . | . | . | . | . | . | . |
| 97 | Rapi Sotoa | 4 | . | 2 | 2 | . | . | . | . | . | . | . | . | . | . | . | . | . |
| 48 | Troy Bethsold | 4 | 2 | . | 2 | . | . | . | . | . | . | . | . | . | . | . | . | . |
| 86 | Tyler Vargas | 4 | 2 | . | 2 | . | . | . | . | . | . | . | . | . | . | . | . | . |
| 17 | Tyreick Branch | 4 | . | 1 | 1 | . | . | . | . | . | . | . | . | . | . | . | . | . |
| 1 | Justin Manyweather | 4 | 4 | 1 | 1 | . | . | . | . | . | . | . | . | . | . | . | . | . |
| 34 | Matthew Askew-Betts | 2 | . | 1 | 1 | . | . | . | . | . | . | . | . | . | . | . | . | . |
| 9 | Jared Jones | 1 | . | 1 | 1 | . | . | . | . | . | . | . | . | . | . | . | . | . |
| 5 | Darryl Wiggins | 4 | . | . | . | . | . | . | . | . | . | . | . | . | 1 | -0 | . | . |
| Total..... | | 4 | 125 | 108 | 233 | 21 | -74 | 5 | -29 | 5 | -31 | 15 | 20 | 8 | 7 | -56 | 5 | . |
| Opponents..... | | 4 | 194 | 191 | 385 | 20 | -56 | 3 | -15 | 2 | -1 | 4 | 6 | 7 | 3 | -2 | 2 | 3 |

ENMU 2019 INDIVIDUAL SUPERLATIVES

| | | |
|---------------------|------|--|
| Rushes | 32 | Paul Terry at Colorado Mesa (Sep 14, 2019) |
| Yards Rushing | 195 | Wyatt Strand vs Tex. A&M-Kingsville (Sep 28, 2019) |
| TD Rushes | 3 | Paul Terry vs Missouri S&T (Sep 07, 2019) Wyatt Strand at Colorado Mesa (Sep 14, 2019) |
| Long Rush | 69 | Justin Manyweather at Colorado Mesa (Sep 14, 2019) |
| Pass attempts | 15 | Wyatt Strand at Tex. A&M-Commerce (Sep 21, 2019) |
| Pass completions | 6 | Wyatt Strand at Colorado Mesa (Sep 14, 2019) |
| Yards Passing | 127 | Wyatt Strand at Colorado Mesa (Sep 14, 2019) |
| TD Passes | 1 | Wyatt Strand vs Missouri S&T (Sep 07, 2019) Wyatt Strand at Colorado Mesa (Sep 14, 2019) Wyatt Strand vs Tex. A&M-Kingsville (Sep 28, 2019) |
| Long Pass | 50 | Wyatt Strand at Colorado Mesa (Sep 14, 2019) |
| Receptions | 4 | Zachery Fields at Colorado Mesa (Sep 14, 2019) |
| Yards Receiving | 110 | Zachery Fields at Colorado Mesa (Sep 14, 2019) |
| TD Receptions | 1 | Zachery Fields vs Missouri S&T (Sep 07, 2019) Zachery Fields at Colorado Mesa (Sep 14, 2019) Zachery Fields vs Tex. A&M-Kingsville (Sep 28, 2019) |
| Long Reception | 50 | Zachery Fields at Colorado Mesa (Sep 14, 2019) |
| Field Goals | 2 | Tyler Vargas at Tex. A&M-Commerce (Sep 21, 2019) Tyler Vargas vs Tex. A&M-Kingsville (Sep 28, 2019) |
| Long Field Goal | 42 | Tyler Vargas at Tex. A&M-Commerce (Sep 21, 2019) |
| Punts | 5 | Tyler Vargas at Tex. A&M-Commerce (Sep 21, 2019) |
| Punting Avg | 44.7 | Tyler Vargas at Colorado Mesa (Sep 14, 2019) |
| Long Punt | 54 | Tyler Vargas at Colorado Mesa (Sep 14, 2019) |
| Punts inside 20 | 1 | Tyler Vargas at Colorado Mesa (Sep 14, 2019) |
| Long Kickoff Return | 34 | Johnny Smith at Tex. A&M-Commerce (Sep 21, 2019) |
| Tackles | 12 | Lamontre Huval vs Missouri S&T (Sep 07, 2019) |
| Sacks | 3.0 | Mazin Richards vs Tex. A&M-Kingsville (Sep 28, 2019) |
| Tackles For Loss | 3.0 | Mazin Richards vs Tex. A&M-Kingsville (Sep 28, 2019) Quincy Arceneaux vs Tex. A&M-Kingsville (Sep 28, 2019) |
| Interceptions | 1 | Vicen'te Walker vs Missouri S&T (Sep 07, 2019) Lamontre Huval at Colorado Mesa (Sep 14, 2019) Vicen'te Walker at Tex. A&M-Commerce (Sep 21, 2019) Mazin Richards vs Tex. A&M-Kingsville (Sep 28, 2019) Charles Countee vs Tex. A&M-Kingsville (Sep 28, 2019) |

ENMU 2019 TEAM SUPERLATIVES

| | | |
|------------------|------|--|
| Rushes | 77 | vs Missouri S&T (Sep 07, 2019) |
| Yards Rushing | 515 | vs Tex. A&M-Kingsville (Sep 28, 2019) |
| Yards Per Rush | 7.8 | vs Tex. A&M-Kingsville (Sep 28, 2019) |
| TD Rushes | 5 | vs Tex. A&M-Kingsville (Sep 28, 2019) |
| Pass attempts | 15 | at Tex. A&M-Commerce (Sep 21, 2019) |
| Pass completions | 6 | at Colorado Mesa (Sep 14, 2019) |
| Yards Passing | 127 | at Colorado Mesa (Sep 14, 2019) |
| Yards Per Pass | 10.6 | at Colorado Mesa (Sep 14, 2019) |
| TD Passes | 1 | vs Missouri S&T (Sep 07, 2019) at Colorado Mesa (Sep 14, 2019) vs Tex. A&M-Kingsville (Sep 28, 2019) |
| Total Plays | 86 | at Colorado Mesa (Sep 14, 2019) |
| Total Offense | 567 | at Colorado Mesa (Sep 14, 2019) |
| Yards Per Play | 7.7 | vs Tex. A&M-Kingsville (Sep 28, 2019) |
| Points | 48 | vs Tex. A&M-Kingsville (Sep 28, 2019) |
| Sacks By | 4 | vs Tex. A&M-Kingsville (Sep 28, 2019) |
| First Downs | 30 | vs Tex. A&M-Kingsville (Sep 28, 2019) |
| Penalties | 12 | at Colorado Mesa (Sep 14, 2019) vs Tex. A&M-Kingsville (Sep 28, 2019) |
| Penalty Yards | 114 | at Colorado Mesa (Sep 14, 2019) |
| Turnovers | 2 | at Tex. A&M-Commerce (Sep 21, 2019) |
| Interceptions By | 2 | vs Tex. A&M-Kingsville (Sep 28, 2019) |
| Punts | 5 | at Colorado Mesa (Sep 14, 2019) at Tex. A&M-Commerce (Sep 21, 2019) |
| Punting Avg | 42.7 | vs Tex. A&M-Kingsville (Sep 28, 2019) |
| Long Punt | 54 | at Colorado Mesa (Sep 14, 2019) |
| Punts inside 20 | 1 | at Colorado Mesa (Sep 14, 2019) |

OPPONENT 2019 INDIVIDUAL SUPERLATIVES

| | | |
|---------------------|------|--|
| Rushes | 21 | Jones, Deshawn, vs Missouri S&T (Sep 07, 2019) |
| Yards Rushing | 96 | Jones, Deshawn, vs Missouri S&T (Sep 07, 2019) |
| TD Rushes | 1 | Simms, Brennan, vs Missouri S&T (Sep 07, 2019) Jones, Deshawn, vs Missouri S&T (Sep 07, 2019) J. Rodriguez, at Colorado Mesa (Sep 14, 2019) Carandal Hale, at Tex. A&M-Commerce (Sep 21, 2019) Kris Barnes, vs Tex. A&M-Kingsville (Sep 28, 2019) Luis Lopez, vs Tex. A&M-Kingsville (Sep 28, 2019) |
| Long Rush | 69 | Moya, Aaron, vs Missouri S&T (Sep 07, 2019) |
| Pass attempts | 33 | A. Howard, at Colorado Mesa (Sep 14, 2019) |
| Pass completions | 21 | A. Howard, at Colorado Mesa (Sep 14, 2019) |
| Yards Passing | 255 | Cade Dyal, vs Tex. A&M-Kingsville (Sep 28, 2019) |
| TD Passes | 4 | Miklo Smalls, at Tex. A&M-Commerce (Sep 21, 2019) |
| Long Pass | 73 | Miklo Smalls, at Tex. A&M-Commerce (Sep 21, 2019) |
| Receptions | 8 | Donte Ross, vs Tex. A&M-Kingsville (Sep 28, 2019) |
| Yards Receiving | 151 | Donte Ross, vs Tex. A&M-Kingsville (Sep 28, 2019) |
| TD Receptions | 2 | J. Bridges, at Tex. A&M-Commerce (Sep 21, 2019) Chance Cooper, at Tex. A&M-Commerce (Sep 21, 2019) |
| Long Reception | 73 | Chance Cooper, at Tex. A&M-Commerce (Sep 21, 2019) |
| Field Goals | 2 | Romario Perez, vs Tex. A&M-Kingsville (Sep 28, 2019) |
| Long Field Goal | 43 | Jake Viquez, at Tex. A&M-Commerce (Sep 21, 2019) |
| Punts | 3 | I. Maestas, at Colorado Mesa (Sep 14, 2019) |
| Punting Avg | 42.0 | Karch Kasper, vs Tex. A&M-Kingsville (Sep 28, 2019) |
| Long Punt | 50 | Karch Kasper, vs Tex. A&M-Kingsville (Sep 28, 2019) |
| Punts inside 20 | 2 | I. Maestas, at Colorado Mesa (Sep 14, 2019) |
| Long Punt Return | 55 | D. Ramsey, at Tex. A&M-Commerce (Sep 21, 2019) |
| Long Kickoff Return | 66 | I. Salazar, at Colorado Mesa (Sep 14, 2019) |
| Tackles | 22 | Tre Tutt, vs Tex. A&M-Kingsville (Sep 28, 2019) |
| Sacks | 1.0 | N. Behbahani, at Tex. A&M-Commerce (Sep 21, 2019) Ronathon Elmore, at Tex. A&M-Commerce (Sep 21, 2019) |
| Tackles For Loss | 2.5 | Ronathon Elmore, at Tex. A&M-Commerce (Sep 21, 2019) |
| Interceptions | 1 | Camplin, Stefan, vs Missouri S&T (Sep 07, 2019) Amos Coleman, vs Tex. A&M-Kingsville (Sep 28, 2019) |

OPPONENT 2019 TEAM SUPERLATIVES

| | | |
|------------------|------|--|
| Rushes | 34 | at Colorado Mesa (Sep 14, 2019) |
| Yards Rushing | 209 | vs Missouri S&T (Sep 07, 2019) |
| Yards Per Rush | 6.7 | vs Missouri S&T (Sep 07, 2019) |
| TD Rushes | 2 | vs Missouri S&T (Sep 07, 2019) vs Tex. A&M-Kingsville (Sep 28, 2019) |
| Pass attempts | 41 | at Colorado Mesa (Sep 14, 2019) |
| Pass completions | 24 | at Colorado Mesa (Sep 14, 2019) |
| Yards Passing | 279 | vs Tex. A&M-Kingsville (Sep 28, 2019) |
| Yards Per Pass | 16.2 | at Tex. A&M-Commerce (Sep 21, 2019) |
| TD Passes | 4 | at Tex. A&M-Commerce (Sep 21, 2019) |
| Total Plays | 75 | at Colorado Mesa (Sep 14, 2019) |
| Total Offense | 411 | vs Missouri S&T (Sep 07, 2019) |
| Yards Per Play | 7.9 | at Tex. A&M-Commerce (Sep 21, 2019) |
| Points | 45 | at Tex. A&M-Commerce (Sep 21, 2019) |
| Sacks By | 2 | at Tex. A&M-Commerce (Sep 21, 2019) |
| First Downs | 27 | at Colorado Mesa (Sep 14, 2019) |
| Penalties | 10 | at Tex. A&M-Commerce (Sep 21, 2019) |
| Penalty Yards | 95 | at Tex. A&M-Commerce (Sep 21, 2019) |
| Turnovers | 4 | at Colorado Mesa (Sep 14, 2019) vs Tex. A&M-Kingsville (Sep 28, 2019) |
| Interceptions By | 1 | vs Missouri S&T (Sep 07, 2019) vs Tex. A&M-Kingsville (Sep 28, 2019) |
| Punts | 3 | at Colorado Mesa (Sep 14, 2019) |
| Punting Avg | 42.0 | vs Tex. A&M-Kingsville (Sep 28, 2019) |
| Long Punt | 50 | vs Tex. A&M-Kingsville (Sep 28, 2019) |
| Punts inside 20 | 2 | at Colorado Mesa (Sep 14, 2019) |
| Long Punt Return | 55 | at Tex. A&M-Commerce (Sep 21, 2019) |



2019 GAME-BY-GAME STARTERS

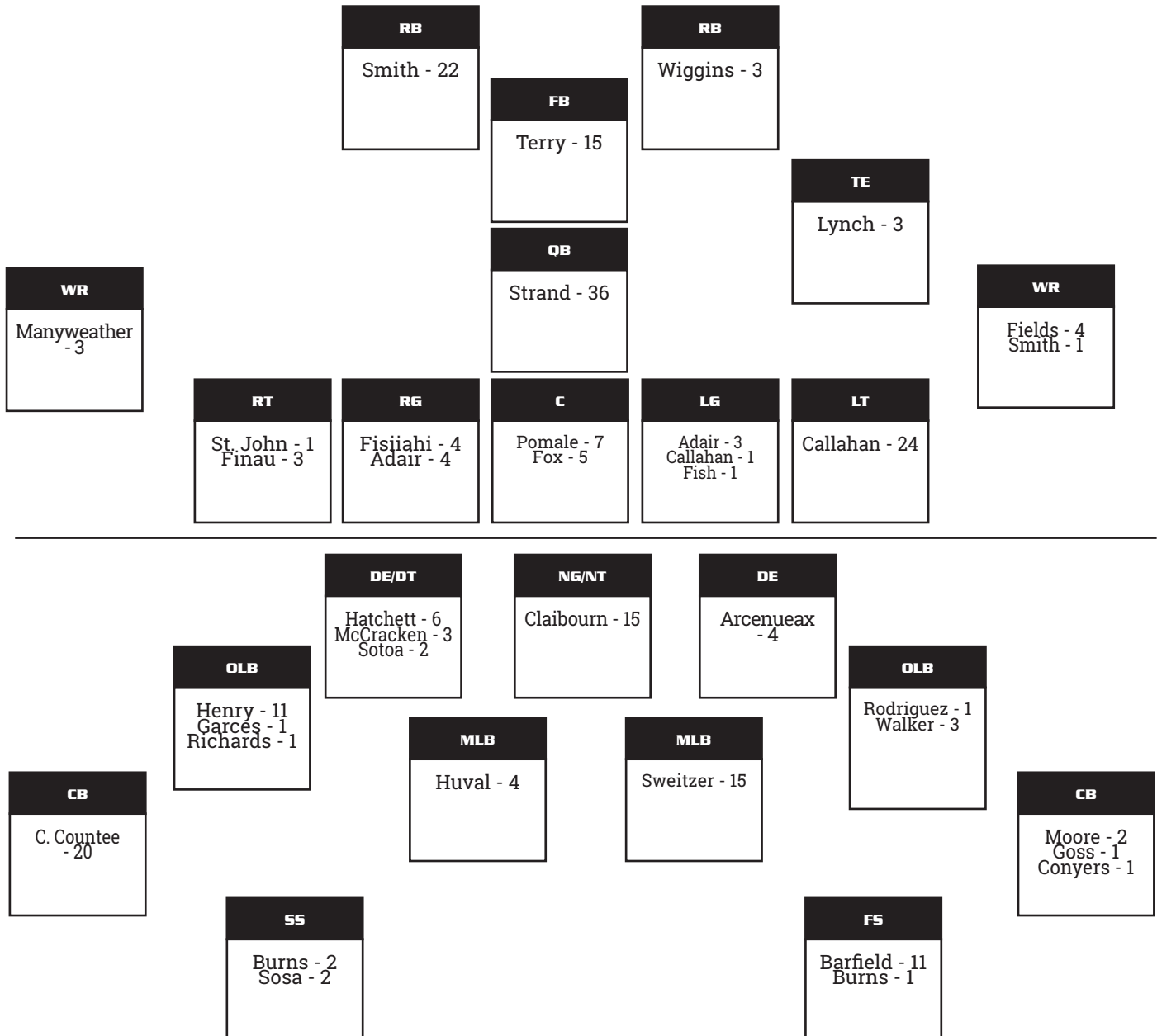
OFFENSE

| Game | WR | WR/TE | RB | RB/WR | LT | LG | C | RG | RT | QB | FB |
|-------|--------|-------|-------|-------------|----------|-------|------------|----------|----------|--------|-------|
| MS&T | Fields | Lynch | Smith | Wiggins | Callahan | Adair | Loftus-Fox | Fisiiahi | St. John | Strand | Terry |
| CMU | Fields | Lynch | Smith | Manyweather | Callahan | Adair | Loftus-Fox | Fisiiahi | Finau | Strand | Terry |
| TAMUC | Fields | Lynch | Smith | Manyweather | Callahan | Adair | Loftus-Fox | Fisiiahi | Finau | Strand | Terry |
| TAMUK | Fields | Lynch | Smith | Wiggins | Callahan | Fish | Pomale | Fisiiahi | Finau | Strand | Terry |

DEFENSE

| Game | NT/NG | DT/DE | DE | DE/OLB | MLB | MLB | OLB/SS | CB | FS | SS | CB |
|-------|-----------|----------|----------|----------|-------|----------|-----------|---------|----------|-------|---------|
| MS&T | Claibourn | Hatchett | Arceneux | Henry | Huval | Sweitzer | Rodriguez | Countee | Barfield | Sosa | Moore |
| CMU | Claibourn | Sotoa | Arceneux | Henry | Huval | Sweitzer | Walker | Countee | Barfield | Burns | Moore |
| TAMUC | Claibourn | Sotoa | Arceneux | Henry | Huval | Sweitzer | Walker | Countee | Barfield | Burns | Goss |
| TAMUK | Claibourn | Hatchett | Arceneux | Richards | Huval | Sweitzer | Walker | Countee | Burns | Sosa | Conyers |


Career starts by position players during the 2019 season



2019 GAME SUMMARIES

GAME 1 / 9.7.19

MISSOURI S&T **28**
ENMU **35**



Portales, N.M.
Greyhound Stadium
2,216

SCORING BY QUARTERS

| Q | 1 | 2 | 3 | 4 | F |
|--------------|----|----|---|---|----|
| Missouri S&T | 14 | 7 | 0 | 7 | 28 |
| Eastern N.M. | 7 | 14 | 7 | 7 | 35 |

Qtr Time Team Scoring Play Conversion

1st 08:59 ENMU Paul Terry 9 yd run (Tyler Vargas kick)
07:34 MST Brown, Josh 61 yd pass from Simms, Brennan (Styron, Ben kick)
00:50 MST Simms, Brennan 1 yd run (Styron, Ben kick)
2nd 12:08 ENMU Zachery Fields 15 yd pass from Wyatt Strand (Tyler Vargas kick)
07:47 MST Jones, Deshawn 11 yd run (Styron, Ben kick)
01:41 ENMU Paul Terry 2 yd run (Tyler Vargas kick)
3rd 03:52 ENMU Paul Terry 2 yd run (Tyler Vargas kick)
4th 13:24 MST Clemons, Cameron 27 yd pass from Simms, Brennan (Styron, Ben kick)
04:51 ENMU Johnny Smith 6 yd run (Tyler Vargas kick)

| | ENMU | MS&T |
|--------------------------------|---------|----------|
| FIRST DOWNS | 21 | 28 |
| Rushing | 11 | 26 |
| Passing | 8 | 2 |
| Penalty | 2 | 0 |
| NET YARDS RUSHING | 209 | 472 |
| Rushing Attempts | 31 | 77 |
| Average Per Rush | 6.7 | 6.1 |
| Rushing Touchdowns | 2 | 4 |
| Yards Gained Rushing | 216 | 484 |
| Yards Lost Rushing | 7 | 12 |
| NET YARDS PASSING | 202 | 31 |
| Completions-Attempts-Int | 12-22-1 | 3-6-1 |
| Average Per Attempt | 9.2 | 5.2 |
| Average Per Completion | 16.8 | 10.3 |
| Passing Touchdowns | 2 | 1 |
| TOTAL OFFENSE YARDS | 411 | 503 |
| Total offense plays | 53 | 83 |
| Average Gain Per Play | 7.8 | 6.1 |
| Fumbles: Number-Lost | 1-1 | 0-0 |
| Penalties: Number-Yards | 6-76 | 6-50 |
| PUNTS-YARDS | 2-75 | 1-37 |
| Average Yards Per Punt | 37.5 | 37.0 |
| Net Yards Per Punt | 37.5 | 47.0 |
| Inside 20 | 1 | 0 |
| 50+ Yards | 0 | 0 |
| Touchbacks | 0 | 0 |
| Fair catch | 1 | 0 |
| KICKOFFS-YARDS | 5-295 | 5-281 |
| Average Yards Per Kickoff | 59.0 | 56.2 |
| Net Yards Per Kickoff | 37.4 | 35.4 |
| Touchbacks | 2 | 2 |
| Fair Catch Yards | 0 | 0 |
| Punt returns: Number-Yards-TD | 1-10-0 | 0-0-0 |
| Average Per Return | -10.0 | 0.0 |
| Kickoff returns: Number-Yds-TD | 3-54-0 | 3-58-0 |
| Average Per Return | 18.0 | 19.3 |
| Interceptions: Number-Yds-TD | 1-1-0 | 1-0-0 |
| Fumble Returns: Number-Yds-TD | 0-0-0 | 0-0-0 |
| Miscellaneous Yards | 0 | 0 |
| Possession Time | 23:54 | 36:06 |
| 1st Quarter | 5:56 | 9:04 |
| 2nd Quarter | 3:58 | 11:02 |
| 3rd Quarter | 10:08 | 4:52 |
| 4th Quarter | 3:52 | 11:08 |
| Third-Down Conversions | 6 of 9 | 13 of 17 |
| Fourth-Down Conversions | 0 of 1 | 0 of 2 |
| Red-Zone Scores-Chances | 3-3 | 4-5 |
| Touchdowns | 3-3 | 4-5 |
| Field goals | 0-3 | 0-5 |
| Sacks By: Number-Yards | 1-4 | 0-0 |
| PAT Kicks | 4-4 | 5-5 |
| Field Goals | 0-0 | 0-1 |

RUSHING

Missouri S&T-Jones, Deshawn 21-96; Moya, Aaron 5-93; McAlister, Payton 4-19; Simms, Brennan 1-1. Eastern N.M.-Paul Terry 31-189; Johnny Smith 10-103; Wyatt Strand 17-72; Darryl Wiggins 7-37; Tafari Gomillion 4-35; Justin Manyweather 4-17; Currie Thomason 2-16; Sultaan Sulivan 2-3.

PASSING


Eastern N.M. - Missouri S&T-Simms, Brennan 12-20-1-202; King, Staton 0-2-0-0. Eastern N.M.-Wyatt Strand 3-6-1-31.

RECEIVING

Missouri S&T-Brown, Josh 3-84; McAlister, Payton 3-26; Clemons, Cameron 2-32; Michel, Breon 1-43; Armontrout, Logan 1-9; Griffin, Austin 1-5; Nickleberry, Tate 1-3. Eastern N.M.-Zachery Fields 2-20; Justin Manyweather 1-11.

GAME 2 / 9.14.19

ENMU **44**
COLORADO MESA **37**



Grand Junction, Colo.
Stocker Stadium
3,357

SCORING

| Q | 1 | 2 | 3 | 4 | OT | T |
|---------------|---|---|----|----|----|----|
| Eastern N.M. | 3 | 7 | 27 | 0 | 7 | 44 |
| Colorado Mesa | 7 | 0 | 17 | 13 | 0 | 37 |

Qtr Time Team Scoring Play Conversion

1st 11:00 ENMU - Tyler Vargas 24 yd field goal
04:08 CMU - K. Sapp 3 yd pass from A. Howard (L. Ruiz-Diaz kick),
2nd 05:26 ENMU - Zachery Fields 50 yd pass from Wyatt Strand (Tyler Vargas kick)
3rd 13:30 ENMU - Quincy Arceneaux 56 yd fumble recovery
09:54 ENMU - Wyatt Strand 1 yd run
07:08 CMU - L. Ruiz-Diaz 26 yd field goal
05:01 CMU - N. Hale 26 yd blocked punt return
04:37 ENMU - Justin Manyweather 69 yd run (Tyler Vargas kick failed),
03:04 ENMU - Wyatt Strand 9 yd run (Tyler Vargas kick),
00:03 CMU - J. Rodriguez 14 yd run (L. Ruiz-Diaz kick)
4th 10:25 CMU - D. Rienks 4 yd pass from A. Howard
03:22 CMU - P. Anderson 20 yd pass from A. Howard (L. Ruiz-Diaz kick)
OT 15:00 ENMU - Wyatt Strand 6 yd run (Tyler Vargas kick)

| | ENMU | CMU |
|--------------------------------|---------|---------|
| FIRST DOWNS | 26 | 27 |
| Rushing | 19 | 10 |
| Passing | 5 | 13 |
| Penalty | 2 | 4 |
| NET YARDS RUSHING | 440 | 160 |
| Rushing Attempts | 74 | 34 |
| Average Per Rush | 5.9 | 4.7 |
| Rushing Touchdowns | 4 | 1 |
| Yards Gained Rushing | 444 | 171 |
| Yards Lost Rushing | 4 | 11 |
| NET YARDS PASSING | 127 | 221 |
| Completions-Attempts-Int | 6-12-0 | 24-41-1 |
| Average Per Attempt | 10.6 | 5.4 |
| Average Per Completion | 21.2 | 9.2 |
| Passing Touchdowns | 1 | 3 |
| TOTAL OFFENSE YARDS | 567 | 381 |
| Total offense plays | 86 | 75 |
| Average Gain Per Play | 6.6 | 5.1 |
| Fumbles: Number-Lost | 2-1 | 4-3 |
| Penalties: Number-Yards | 12-114 | 6-60 |
| PUNTS-YARDS | 5-134 | 3-114 |
| Average Yards Per Punt | 26.8 | 38.0 |
| Net Yards Per Punt | 19.6 | 38.0 |
| Inside 20 | 1 | 2 |
| 50+ Yards | 1 | 0 |
| Touchbacks | 0 | 0 |
| Fair catch | 2 | 1 |
| KICKOFFS-YARDS | 7-389 | 7-450 |
| Average Yards Per Kickoff | 55.6 | 64.3 |
| Net Yards Per Kickoff | 28.3 | 42.0 |
| Touchbacks | 0 | 5 |
| Fair Catch Yards | 0 | 0 |
| Punt returns: Number-Yards-TD | 2-0-0 | 2-36-1 |
| Average Per Return | 0.0 | 18.0 |
| Kickoff returns: Number-Yds-TD | 2-31-0 | 7-191-0 |
| Average Per Return | 15.5 | 27.3 |
| Interceptions: Number-Yds-TD | 1-10-0 | 0-0-0 |
| Fumble Returns: Number-Yds-TD | 1-56-1 | 1-2-0 |
| Miscellaneous Yards | 0 | 20 |
| Possession Time | 37:07 | 22:53 |
| 1st Quarter | 10:20 | 4:40 |
| 2nd Quarter | 10:56 | 4:04 |
| 3rd Quarter | 6:48 | 8:12 |
| 4th Quarter | 9:03 | 5:57 |
| OT Quarter | 0:00 | 0:00 |
| Third-Down Conversions | 8 of 16 | 5 of 11 |
| Fourth-Down Conversions | 0 of 1 | 1 of 2 |
| Red-Zone Scores-Chances | 4-5 | 5-5 |
| Touchdowns | 3-5 | 4-5 |
| Field goals | 1-5 | 1-5 |
| Field Goals | 0-0 | 0-1 |

RUSHING: Eastern N.M.-Paul Terry 32-184; Wyatt Strand 16-96; Justin Manyweather 3-69; Darryl Wiggins 7-42; Johnny Smith 11-36; Tafari Gomillion 2-11; Sultaan Sulivan 2-3; Currie Thomason 1-minus 1. Colorado Mesa-J. Rodriguez 26-93; T. Windham 5-26; I. Maestas 7-23; A. Howard 3-12; H. Bollinger 3-3; D. Rienks 0-3.

PASSING: Eastern N.M.-Wyatt Strand 6-12-0-127. Colorado Mesa-A. Howard 21-33-1-188; H. Bollinger 3-8-0-33.

RECEIVING: Eastern N.M.-Zachery Fields 4-110; Johnny Smith 2-17. Colorado Mesa-B. Toussaint 7-90; K. Sapp 6-47; P. Anderson 4-51; D. Rienks 3-20; J.Rodriguez 3-9; I. Maestas 1-4.

GAME 3 / 9.21.19

ENMU **27**
TEXAS A&M-COMMERCE **45**



Commerce, Texas
Memorial Stadium
7968

SCORING BY QUARTERS

| Q | 1 | 2 | 3 | 4 | F |
|--------------------|----|----|---|----|----|
| Eastern N.M. | 3 | 3 | 8 | 13 | 27 |
| Texas A&M-Commerce | 14 | 10 | 7 | 14 | 45 |

Qtr Time Team Scoring Play Conversion

1st 07:10 ENMU - Tyler Vargas 26 yd field goal
03:59 TAMUC - Carandal Hale 1 yd run (Jake Viquez kick)
01:59 TAMUC - D. Ramsey 55 yd punt return (Jake Viquez kick)
2nd 04:20 TAMUC - Jake Viquez 43 yd field goal
03:06 TAMUC - J. Bridges 9 yd pass from Miklo Smalls (Jake Viquez kick)
00:00 ENMU - Tyler Vargas 42 yd field goal
3rd 11:29 TAMUC - Chance Cooper 73 yd pass from Miklo Smalls (Jake Viquez kick)
02:26 ENMU - V. Walker 15 yd run (Johnny Smith pass from Wyatt Strand)
4th 14:52 TAMUC - J. Bridges 36 yd pass from Miklo Smalls (Jake Viquez kick)
12:31 ENMU - Wyatt Strand 3 yd run (Wyatt Strand pass failed)
10:38 TAMUC - Chance Cooper 18 yd pass from Miklo Smalls (Jake Viquez kick)
00:30 ENMU - Wyatt Strand 4 yd run (Tyler Vargas kick)


| | ENMU | TAMUC |
|--------------------------------|----------|---------|
| FIRST DOWNS | 23 | 15 |
| Rushing | 16 | 5 |
| Passing | 2 | 8 |
| Penalty | 5 | 2 |
| NET YARDS RUSHING | 283 | 90 |
| Rushing Attempts | 67 | 27 |
| Average Per Rush | 4.2 | 3.3 |
| Rushing Touchdowns | 3 | 1 |
| Yards Gained Rushing | 314 | 112 |
| Yards Lost Rushing | 31 | 22 |
| NET YARDS PASSING | 48 | 243 |
| Completions-Attempts-Int | 5-15-0 | 13-15-1 |
| Average Per Attempt | 3.2 | 16.2 |
| Average Per Completion | 9.6 | 18.7 |
| Passing Touchdowns | 0 | 4 |
| TOTAL OFFENSE YARDS | 331 | 333 |
| Total offense plays | 82 | 42 |
| Average Gain Per Play | 4.0 | 7.9 |
| Fumbles: Number-Lost | 3-2 | 1-1 |
| Penalties: Number-Yards | 6-65 | 10-95 |
| PUNTS-YARDS | 5-179 | 1-41 |
| Average Yards Per Punt | 35.8 | 41.0 |
| Net Yards Per Punt | 17.8 | 41.0 |
| Inside 20 | 0 | 1 |
| 50+ Yards | 0 | 0 |
| Touchbacks | 1 | 0 |
| Fair catch | 0 | 0 |
| KICKOFFS-YARDS | 5-267 | 8-437 |
| Average Yards Per Kickoff | 53.4 | 54.6 |
| Net Yards Per Kickoff | 36.4 | 42.5 |
| Touchbacks | 0 | 1 |
| Fair Catch Yards | 0 | 14 |
| Punt returns: Number-Yards-TD | 0-0-0 | 2-70-1 |
| Average Per Return | 0.0 | 35.0 |
| Kickoff returns: Number-Yds-TD | 6-72-0 | 4-85-0 |
| Average Per Return | 12.0 | 21.2 |
| Interceptions: Number-Yds-TD | 1-0-0 | 0-0-0 |
| Fumble Returns: Number-Yds-TD | 0-0-0 | 0-0-0 |
| Miscellaneous Yards | 0 | 0 |
| Possession Time | 39:42 | 20:18 |
| 1st Quarter | 12:19 | 2:41 |
| 2nd Quarter | 5:45 | 9:15 |
| 3rd Quarter | 10:38 | 4:22 |
| 4th Quarter | 11:00 | 4:00 |
| Third-Down Conversions | 10 of 21 | 4 of 7 |
| Fourth-Down Conversions | 3 of 3 | 0 of 1 |
| Red-Zone Scores-Chances | 4-4 | 3-3 |
| Touchdowns | 3-4 | 3-3 |
| Field goals | 1-4 | 0-3 |
| Sacks By: Number-Yards | 1-4 | 2-11 |
| PAT Kicks | 1-1 | 6-6 |
| Field Goals | 2-3 | 1-1 |

RUSHING: Eastern N.M.-Paul Terry 24-110; Wyatt Strand 26-103; Darryl Wiggins 4-31; V. Walker 1-15; Tyreick Branch 2-11; Currie Thomason 1-6; Johnny Smith 7-5; M. Askew-Betts 1-1; J. Manyweather 1-1. Tex. A&M-Commerce-A. Lealiiee 5-58; Miklo Smalls 8-25; Carandal Hale 9-15; E.J. Thompson 1-3; TEAM 1-minus 2; J. Bridges 2-minus 4; Chance Cooper 1-minus 5.

PASSING: Eastern N.M.-Wyatt Strand 5-15-0-48. Tex. A&M-Commerce-Miklo Smalls 13-15-1-243.

RECEIVING: Eastern N.M.-Johnny Smith 2-33; Zachery Fields 1-9; Darryl, Wiggins 1-3; Paul Terry 1-3. Tex. A&M-Commerce-J. Bridges 7-85; Chance Cooper 3-112; Darian Owens 2-37; Ryan Stokes 1-9.

2019 GAME SUMMARIES

| | |
|---|--|
|  | TEXAS A&M-KINGSVILLE 34 ENMU 49 |
| | Portales, N.M. Greyhound Stadium 3,142 |

| SCORING BY QUARTERS | 1 | 2 | 3 | 4 | F |
|---------------------|---|----|----|----|----|
| Tex. A&M-Kingsville | 3 | 14 | 14 | 3 | 34 |
| Eastern N.M. | 7 | 10 | 17 | 14 | 48 |

| Qtr | Time | Team | Scoring Play | Conversion |
|-----|-------|-------|---|------------|
| 1st | 04:05 | ENMU | Wyatt Strand 11 yd run (Tyler Vargas kick) | 0 - 7 |
| | 01:10 | TAMUK | Romario Perez 31 yd field goal | 3 - 7 |
| 2nd | 08:47 | ENMU | Tyler Vargas 30 yd field goal | 3 - 10 |
| | 06:12 | TAMUK | Kris Barnes 5 yd run (Romario Perez kick) | 10 - 10 |
| | 03:57 | ENMU | Darryl Wiggins 32 yd run (Tyler Vargas kick) | 10 - 17 |
| | 01:51 | TAMUK | Luis Lopez 6 yd run (Romario Perez kick) | 17 - 17 |
| 3rd | 10:29 | TAMUK | Donte Ross 27 yd pass from Cade Dyal (Romario Perez kick) | 24 - 17 |
| | 08:46 | TAMUK | Donte Ross 48 yd punt return (Romario Perez kick) | 31 - 17 |
| | 06:01 | ENMU | Wyatt Strand 19 yd run (Tyler Vargas kick) | 31 - 34 |
| | 05:05 | ENMU | Darryl Wiggins 13 yd run (Tyler Vargas kick) | 31 - 31 |
| | 01:16 | ENMU | Tyler Vargas 39 yd field goal | 31 - 34 |
| 4th | 12:02 | TAMUK | Romario Perez 24 yd field goal | 34 - 34 |
| | 09:11 | ENMU | Zachery Fields 10 yd pass from Wyatt Strand (Tyler Vargas kick) | 34 - 41 |
| | 05:35 | ENMU | Paul Terry 38 yd run (Tyler Vargas kick) | 34 - 48 |

| | ENMU | MS&T |
|--------------------------------|---------|---------|
| FIRST DOWNS | 25 | 30 |
| Rushing | 6 | 25 |
| Passing | 12 | 2 |
| Penalty | 7 | 3 |
| NET YARDS RUSHING | 70 | 515 |
| Rushing Attempts | 28 | 66 |
| Average Per Rush | 2.5 | 7.8 |
| Rushing Touchdowns | 2 | 5 |
| Yards Gained Rushing | 106 | 526 |
| Yards Lost Rushing | 36 | 11 |
| NET YARDS PASSING | 293 | 49 |
| Completions-Attempts-Int | 18-33-2 | 5-7-1 |
| Average Per Attempt | 8.9 | 7.0 |
| Average Per Completion | 16.3 | 9.8 |
| Passing Touchdowns | 1 | 1 |
| TOTAL OFFENSE YARDS | 363 | 564 |
| Total offense plays | 61 | 73 |
| Average Gain Per Play | 6.0 | 7.7 |
| Fumbles: Number-Lost | 2-2 | 0-0 |
| Penalties: Number-Yards | 6-50 | 12-94 |
| PUNTS-YARDS | 2-80 | 3-128 |
| Average Yards Per Punt | 40.0 | 42.7 |
| Net Yards Per Punt | 40.0 | 26.7 |
| Inside 20 | 0 | 0 |
| 50+ Yards | 1 | 0 |
| Touchbacks | 0 | 0 |
| Fair catch | 0 | 2 |
| KICKOFFS-YARDS | 7-428 | 9-494 |
| Average Yards Per Kickoff | 61.1 | 54.9 |
| Net Yards Per Kickoff | 37.9 | 36.0 |
| Touchbacks | 4 | 4 |
| Fair Catch Yards | 0 | 0 |
| Punt returns: Number-Yards-TD | 1-48-1 | 0-0-0 |
| Average Per Return | 48.0 | 0.0 |
| Kickoff returns: Number-Yds-TD | 5-70-0 | 3-63-0 |
| Average Per Return | 14.0 | 21.0 |
| Interceptions: Number-Yds-TD | 1-0-0 | 2-21-0 |
| Fumble Returns: Number-Yds-TD | 0-0-0 | 0-0-0 |
| Miscellaneous Yards | 0 | 0 |
| Possession Time | 24:06 | 35:54 |
| 1st Quarter | 6:56 | 8:04 |
| 2nd Quarter | 4:46 | 10:14 |
| 3rd Quarter | 6:12 | 8:48 |
| 4th Quarter | 6:12 | 8:48 |
| Third-Down Conversions | 3 of 9 | 2 of 10 |
| Fourth-Down Conversions | 1 of 1 | 3 of 3 |
| Red-Zone Scores-Chances | 4-4 | 5-7 |
| Touchdowns | 2-4 | 4-7 |
| Field goals | 2-4 | 1-7 |
| Sacks By: Number-Yards | 0-0 | 3-20 |
| PAT Kicks | 4-4 | 6-6 |
| Field Goals | 2-2 | 2-2 |
| Points off turnovers | 0 | 17 |
| Points off turnovers | 7 | 0 |

RUSHING: Tex. A&M-Kingsville-Luis Lopez 14-78; Kris Barnes 6-13; Devin Milburn 2-3; Josh Wilson 2-minus 3; Devlin Isadore 1-minus 5; Cade Dyal 3-minus 16. Eastern N.M.-Wyatt Strand 25-195; Paul Terry 26-179; Johnny Smith 10-87; Darryl Wiggins 3-52; Currie Thomason 1-4; Tyreick Branch 1-minus 2.

PASSING: Tex. A&M-Kingsville-Cade Dyal 16-26-2-269; Koy Detmer Jr. 1-3-0-4; Devlin Isadore 1-3-0-20; Donte Ross 0-1-0-0. Eastern N.M.-Wyatt Strand 5-7-1-49.

RECEIVING: Tex. A&M-Kingsville-Donte Ross 8-151; D. Hambrick 4-93; Devin Milburn 3-29; Luis Lopez 1-8; Brent Hertel





