

LEBANON VALLEY COLLEGE

2012 FOOTBALL



Lebanon Valley (4-2, 3-2 MAC) at FDU-Florham (1-5, 1-4 MAC)
 Oct. 20, 2012 • 1 p.m. • Shield Field • The 16th Meeting

Radio: WMSS 91.1 FM & WWSM 1510-AM | Streaming: GoDutchmen.com | Live Stats: FDUDevils.com

@LVCAthletics | #lvcfb
 facebook.com/lvcatletics
 youtube.com/godutchmendotcom

Lebanon Valley

9/1	at Montclair State	W 31-21
9/8	Misericordia *	W 47-7
9/15	at Lycoming *	L 13-21
9/22	at Stevenson *	W 31-29
9/29	Widener *	L 37-40 OT
10/13	Wilkes * #	W 21-13
10/20	at FDU-Florham *	1 p.m.
10/27	Delaware Valley *	1 p.m.
11/3	at King's *	1 p.m.
11/10	Albright *	1 p.m.

* MAC game # Oktoberfest Weekend

Location..... Annville, Pa.
Enrollment..... 1,630
Nickname..... Flying Dutchmen
Colors..... Blue and White
Stadium..... Arnold Field
Head Coach..... Jim Monos (Shippensburg '72)
Career Record..... 91-105-2 (20th year)
SID..... Tim Flynn
Office Phone..... 717-867-6033
Cell Phone..... 717-269-9411
E-mail..... flynn@lvc.edu

FDU-Florham

9/7	TCNJ	L 28-45
9/14	King's *	W 30-14
9/22	at Delaware Valley *	L 3-63
9/29	at Wilkes *	L 27-37
10/6	Lycoming *	L 7-42
10/13	at Albright *	L 0-45
10/20	Lebanon Valley *	1 p.m.
10/27	at Misericordia *	1 p.m.
11/3	Widener *	1 p.m.
11/9	at Stevenson *	7 p.m.

* MAC game

Location..... Madison, N.J.
Enrollment..... 2,500
Nickname..... Devils
Colors..... Cardinal/Navy
Stadium..... Robert T. Shield Field
Head Coach..... Brian Surace
Career Record..... 2-14 (2nd season)
SID..... Jim Henry
Office Phone..... 973-443-8365
E-mail..... jhenry@fdu.edu



vs.



4-2 (3-2 MAC).....	Record	1-5 (1-4 MAC)
2011, 51-7.....	Last Series Win	2004, 20-14
Multiple/Pro Set.....	Base Offense	Spread
3-4.....	Base Defense	3-4
Jim Monos.....	Head Coach	Brian Surace
Leo Kyte (Sr., 1004 yds, 5 TD).....	Leading Passer	Mike Santos (Jr., 1147 yds, 9 TD)
Pete Panichi (Sr., 538 yds, 0 TD).....	Leading Rusher	Craig Kimbrough (Fr., 223 yds, 0 TD)
Joey Miller (Jr., 464 yds, 5 TD).....	Leading Receiver	Anthony Fruncillo (Jr., 401 yds, 1 TD)
Joey Scerbo (So., 38 T, 3.0 TFL).....	Leading Tackler	Mike Mancino (Jr., 69 T, 1.0 TFL, 1 INT)
30.0.....	Scoring Offense/Gm	15.8
378.3.....	Total Offense/Gm	310.8
172.0.....	Rushing/Gm	112.8
206.3.....	Passing/Gm	198.0
21.7.....	Scoring Defense/Gm	41.0
393.0.....	Total Defense/Gm	502.3
161.8.....	Rush Defense/Gm	291.0
231.2.....	Pass Defense/Gm	211.3

If You Only Know 5 Things...

1. Lebanon Valley fullback **Evan Fink** leads the Middle Atlantic Conference in rushing touchdowns with 11 this season, already the fifth-highest season total in LVC history.
2. Cornerback **Zach Wierman** was named the MAC Defensive Player of the Week and **Evan Fink** named to the MAC Honor Roll for their play vs. Wilkes.
3. LVC center **Sam Colletts** has been invited to a pair of postseason senior all-star games, and will play in the Tazón de Estrellas in Mexico on Dec. 17.
4. The Lebanon Valley secondary has been having a good year in the interception column, picking off nine passes in six games - its most since 2004.
5. LVC has won seven in a row against FDU-Florham, and is 13-5 playing in New Jersey, including a win in the trip to Montclair State earlier this season.


Series History

Today's game is the 16th meeting all-time ... LVC leads the series 10-5 ... LVC is 4-2 against FDU-Florham on the road ... This will be the 10th consecutive meeting since the series resumed in 2001 ... The first meeting was Oct. 7, 1983 in Madison, an 18-17 LVC win ... Coach Jim Monos is 8-1 against the Devils ... LVC won a game in North Jersey earlier this season, beating Montclair State 31-21 ... The Dutchmen are 21-9 against New Jersey teams all-time and 13-5 when playing in the Garden State.

Series Record

LVC, 10-5
Last 5
 LVC, 5-0
Last LVC Win
 2011, 51-7
Last FDU Win
 2004, 20-14
Monos vs. FDU
 8-1

Weather Forecast



Partly cloudy, high of 70. SW winds 5-15 mph.

MAC Games - Week 8

A look at where LVC's MAC opponents are today...

Wilkes at Stevenson, 12 p.m.
Misericordia at Delaware Valley, 1 p.m.
Lebanon Valley at FDU-Florham, 1 p.m.
King's at Albright, 1 p.m.
Widener at Lycoming, 1:30 p.m.

MAC Results - Week 7

Results from last week's MAC games ...

Lebanon Valley 21, Wilkes 13
Delaware Valley 38, King's 0
Albright 45, FDU-Florham 0

LVC In the MAC Rankings

Category	Total	MAC Rank
Scoring Offense	30.0	3
Scoring Defense	21.7	4
Total Offense	378.3	5
Rushing Offense	172.0	5
Passing Offense	206.3	4
Passing Efficiency	131.4	5
Total Defense	393.0	7
Rushing Defense	161.8	7
Passing Defense	231.2	9
Kickoff Returns	25.4	1
Kickoff Coverage	38.8	4
Punt Returns	6.8	5
Punting Net	31.3	6
Sacks By	8	t6
Sacks Against	8	4
First Downs	20.3	5
Opponent First Downs	20.5	7
Penalties	70.8	5
Opponent Penalties	71.3	4
Turnover Margin	+2	4
Red Zone Offense	23-32	7
Red Zone Defense	12-20	2
Time of Possession	30:18	5

Lebanon Valley begins the push for a fourth straight postseason appearance, looking to move to 5-2 with a win at FDU-Florham on Saturday.

On the Flying Dutchman Radio Network

Today's game will be broadcast on the Flying Dutchmen Radio Network on WMSS 91.1 FM WWSM 1510 AM in Annville. **John Wilsbach** and **Brian Keyser** will call the action. The game will be streamed live and free at PennLive.com and GoDutchmen.com.

Live Stats On the Web

Today's game - and all games this season - will have live stats on GoDutchmen.com.


Live Video on the Web

Remaining home games will be video streamed for free on LVCtv at GoDutchmen.com/lvctv. The FDU-Florham game will not be broadcast.


room-only Oktoberfest Weekend. Wilkes' two missed two field goals and another blocked by **Zach Wierman** proved to be decisive as the Colonels (3-3, 2-3 MAC) outgained the Dutchmen (4-2, 3-2 MAC) 448 yards to 277 overall. Fink ran just eight times, but three of them were scores as the fullback increased his MAC-leading season total to 11. **Pete Panichi** led the Dutchmen with 91 yards on the ground, while **Leo Kyte** was 10-for-18 for 149 yards. Quarterback Tyler Berntsen started the second half for Alex George and ended up the game's leading rusher, running for 102 yards and both touchdowns, while throwing for 134. LVC's defense was outstanding, led by **Joey Scerbo's** 13 tackles and a six-tackle, three-hurry game from **Zach Halpin**. Wierman had an early interception. The game was scoreless at the half as LVC managed just 51 yards overall and Wilkes missed two field goals, and Wierman blocked Jordan Fredo's attempt to open the third quarter. It was Fink that finally got on the scoreboard, finishing off a two-yard run after a 44-yard **Joey Miller** catch set the Dutchmen up. Fink scored again on the next drive, surging with a terrific second effort from 14 yards out, but Berntsen answered with a play fake end-around to cut the lead to 14-7. Fink's third came early in the fourth quarter, capping a 65-yard, 10-play drive with a two-yard plunge to go up 21-7. Berntsen's second came on the next series, but Fredo missed the PAT. Wilkes threatened to tie it late, including a Tyler Schmitt touchdown called back on offensive pass interference, but pressure from **David Kennedy** on fourth down led Berntsen to throw it away, handing LVC victory with just over a minute to go.



Sam Colletts



Nate Kauffman



Leo Kyte



Kevin Smith

Team Captains

Team captains for 2012 are OC **Sam Colletts**, SS **Nate Kauffman**, QB **Leo Kyte**, and NT **Kevin Smith**. All four are first-time captains; Smith is a junior, while the other three are seniors.

Recapping Wilkes

Evan Fink's three touchdowns pushed Lebanon Valley past Wilkes, 21-13, in front of a standing-

Noting LVC's Offense

No anticipated two-deep changes for the offense ... LVC enters Week 8 ranked third in the MAC in scoring (30.0 ppg) ... LVC had its worst half of the year against Wilkes, generating just 51 yards in the first half but responding with three second-half touchdowns ... QB **Leo Kyte** had a quiet day with 149 yards on 10-of-18 passing as LVC largely stuck to the ground ... **Brian Murphy** played a first-half series, throwing an incompleting and taking the game's only sack ... FB **Evan Fink** snapped off his second straight three-touchdown game, running for

2012 MAC Standings

	MAC	Pct.	PF	PA	Overall	Pct.	PF	PA	Home	Away	Neutral	Streak
Widener	5-0	1.000	294	63	6-0	1.000	357	80	3-0	3-0	0-0	Won 6
Lycoming	5-0	1.000	149	58	5-1	.833	151	82	2-1	3-0	0-0	Won 5
Delaware Valley	4-1	.800	191	58	4-2	.667	204	85	2-1	2-1	0-0	Won 4
Lebanon Valley	3-2	.600	149	109	4-2	.667	180	130	2-1	2-1	0-0	Won 1
Albright	3-2	.600	136	106	4-2	.667	165	132	2-1	2-1	0-0	Won 1
Wilkes	2-3	.400	108	178	3-3	.500	117	185	2-1	1-2	0-0	Lost 1
Stevenson	1-4	.200	115	157	1-5	.167	131	183	0-3	1-2	0-0	Lost 1
FDU-Florham	1-4	.200	67	201	1-5	.167	95	246	1-2	0-3	0-0	Lost 4
King's	1-4	.200	85	159	1-5	.167	88	168	1-2	0-3	0-0	Lost 2
Misericordia	0-5	.000	44	249	0-6	.000	44	319	0-2	0-4	0-0	Lost 6

2012 MAC Coaches' Poll

1. Delaware Valley - 77 (6)
2. Widener - 71 (2)
3. Lycoming - 70 (2)
4. Albright - 50
4. Lebanon Valley - 50
6. Wilkes - 47
7. Stevenson - 34
8. King's - 21
8. Fairleigh Dickinson University-Florham - 21
10. Misericordia - 9

scores of 2, 14, and 3 yards ... RB **Pete Panichi** had 91 yards on 18 touches ... RB **Conrad Heisey** saw eight carries for 10 yards ... WR **Jake Zeigler** had a game-high four catches for 66 yards ... WR **Joey Miller** caught one pass on five targets but made it count for 44 yards ... WR **Kelly Saylor** and **Yahya McIntyre** each caught two passes, and TE **Nate Luckenbill** snagged another ... The LVC offensive line has allowed only eight sacks through six games despite going with four different lineups this season.

Noting LVC's Defense

No two-deep changes on defense ... The defense comes in as the MAC's best in the red zone (12-20) ... Despite having two first-time starters last week, LVC's secondary allowed 212 passing yards and no passing touchdowns ... LVC has nine interceptions this season, the most since 2004 ... The Dutchmen did not allow a first-half point for the second time this year ... CB **Zach Wierman** is the reigning MAC Defensive Player of the Week, picking off a pass and blocking a field goal vs. Wilkes ... SS **Josh Borreli** made his first career start and had three tackles, one for loss, and a break-up ... FS **Bryan Kaspar** was also starting his first game; he had eight tackles ... DE **Joey Scerbo** had another good game, getting a team-high 13 hits ... NT **Kevin Smith** made nine tackles with half for a loss and a hurry ... S **Dachonn Johnson** had a big day with eight tackles, a career high ... LB **David Kennedy** also had eight tackles, and helped stop Wilkes on their final possession with a pressure on fourth down ... DE **Zach Halpin** was all over the backfield, generating three hurries among six tackles ... CB **Mike Pugh** forced a fumble, his career first.

Noting LVC's Special Teams

No two-deep changes on special teams ... LVC remains the MAC's top kick-return unit, averaging 25.4 yards per return ... The Wilkes game was a busy one for **Jake Zeigler**, who punted seven times for a 34.3 yard average ... None of his punts were returned; he pinned two of his punts inside the 20 and boomed a 53-yarder as well ... **Sean Fakete** was 3-for-3 on PATs to move into second on LVC's all-time list, now two away from tying the record ... **Zach Wierman** blocked a Jordan Fredo field goal attempt from 27, and Wilkes also missed from 35 and 45 ... LVC had to take a couple of short kickoffs back, with **Drew Murphy** going for six yards and

Trevor St. Clair 11 ... **Bryan Ek** had a three-yard punt return.

Wierman, Fink Pick Up MAC Honors

Sophomore CB **Zach Wierman** was named the MAC Defensive Player of the Week and junior FB **Evan Fink** was named to the Weekly Honor Roll on Monday. Wierman had an interception and a kick block against Wilkes, while Fink ran for all three of LVC's touchdowns. It is the first career honors for each.

Colletts Receives All-Star Invites

Senior center **Sam Colletts** has received invitations to play in the Tazón de Estrellas and the D3Senior Classic all-star games, opting to head to Pueblo, Mexico to represent Team Stars and Stripes against a Mexican collegiate all-star team Dec. 17 in the Tazón de Estrellas. Colletts was a consensus preseason all-American, and a 2011 first-team all-ECAC and all-MAC selection.

Fakete Eyes PAT Record

Junior kicker **Sean Fakete** stands two extra points away from tying former teammate Brittany Ryan '11 for the LVC all-time record. Fakete has 80 in less than three seasons; Ryan's mark is 82.

Fink in Elite Company

With three touchdowns last week, fullback **Evan Fink** now has 11 this season, leading the MAC in that category. Fink's season total ranks fifth all-time at LVC; he is one of just five Dutchmen ever to surpass 10 rushing touchdowns in a season, which includes runners **Ben Guiles '12**, **Charlie Park '10**, **Ken Wilson '90**, and **Frank Tavani '76**. Fink is also only the second player in LVC history to rush for three touchdowns in consecutive games; Wilson did it three straight games in 1989.

Picking the Garden State

LVC has had a run of success playing in New Jersey, going 13-5 all-time while competing in the Garden State. LVC has won four in a row dating back to 2006 there, including a win earlier this year at Montclair State.

Secondary Steps Up

LVC has nine interceptions through six games, its highest total to this point in the season since 2004.



All-America Candidate: #70 Sam Colletts

Senior / Center / 6-4 / 309 / Allison Park, Pa. / Shady Side Academy

- Team captain
- Consensus 2012 preseason all-America (First-team, USA College Football / Second-team, D3Senior Classic / Third-team, Beyond Sports College Network)
- 2011 First-Team All-MAC
- 2011 First-Team All-ECAC
- 2011 MAC Sportsmanship Team
- 17 career starts
- Invited to Tazon de Estrellas and D3Senior Classic all-star games

Record Watch: Sean Fakete

Junior kicker Sean Fakete has had plenty of chances to kick over the last three seasons with LVC's high-scoring offenses. He owns several records already, and is chasing more...

PATs Made in a Game

- 7 - Eric Connelly vs. King's (9/30/2000)
- 7 - Sean Fakete vs. Stevenson (9/24/2011)
- 7 - Sean Fakete vs. King's (11/12/2011)

Points By Kicking in a Game

- 13 - Sean Fakete vs. Stevenson (9/24/2011)
- 11 - Vince Scheivert at Albright (9/26/1992)
- 10 - Sean Fakete vs. King's (11/12/2011)

PATs Made in a Season

- 43 - Sean Fakete (2011)
- 33 - Brittany Ryan (2009)
- 27 - Brittany Ryan (2008)

PAT Kicks Made in a Career

- 82 - Brittany Ryan (2007-10)
- 80 - Sean Fakete (2010-present)
- 76 - Doug Zook (1988-91)
- 67 - John Holbrook (1968-71)

Record Watch: Evan Fink

Junior fullback Evan Fink has been a bowling ball in the end zone for LVC, scoring 11 times on the ground on just 49 carries. He is already among the single-season leaders in touchdowns.

Rushing TDs in a Season

19	Ben Guiles	2011
17	Ben Guiles	2010
15	Ken Wilson	1989
12	Charlie Parker	2009
11	Evan Fink	2012
11	Charlie Parker	2009
10	Frank Tavani	1975

All-Time Results vs. FDU-Florham

10/7/1983	W 18-17	A
10/6/1984	L 10-34	H
10/11/1985	L 8-21	A
10/11/1986	W 10-6	H
9/22/2001	L 21-37	H
9/28/2002	L 14-34	A
9/13/2003	W 14-0	H
9/11/2004	L 14-20	H
10/8/2005	W 43-15	H
10/7/2006	W 29-19	A
11/3/2007	W 27-24	A
11/8/2008	W 38-3	H
10/17/2009	W 40-14	A
10/16/2010	W 33-21	H
10/15/2011	W 51-7	H

d3football.com Top 25

Rk.	Team (1st)	Rec.	Pts.	Last
1	Mount Union (23)	6-0	623	1
2	Mary Hardin-Baylor (2)	6-0	598	2
3	Linfield	5-0	559	3
4	St. Thomas	6-0	555	4
5	UW-Whitewater	5-1	519	5
6	Wesley	5-1	512	6
7	Salisbury	5-1	472	7
8	Cal Lutheran	4-1	432	8
9	North Central (Ill.)	5-1	400	10
10	UW-Oshkosh	6-0	361	19
11	Hobart	6-0	348	12
12	Illinois Wesleyan	6-0	316	14
13	Wabash	5-1	299	15
14	Widener	6-0	296	17
15	Bethel	5-1	255	9
16	Johns Hopkins	6-0	234	18
17	Rowan	5-1	182	22
18	Huntingdon	5-1	162	23
19	Heidelberg	6-0	161	25
20	UW-Platteville	4-2	121	13
21	Alfred	4-1	105	--
22	Willamette	6-0	95	--
23	Franklin	4-2	85	24
24	St. John Fisher	4-2	66	11
25	Coe	6-0	60	--

Others receiving votes: Louisiana College 40; Baldwin Wallace 38; Concordia-Moorhead 37; Waynesburg 34; Birmingham-Southern 28; Otterbein 23; Salve Regina 22; Elmhurst 20; Wheaton (Ill.) 19; Wittenberg 16; RPI 7; Trinity (Texas) 6; Cortland State 6; Washington and Lee 5; Pacific Lutheran 4; Lycoming 2; Augsburg 1; Trinity (Conn.) 1.

What's more impressive is that the contributions have come from all over the field, with eight different Dutchmen making picks - only **Zach Wierman** has two. Two interceptions - by **Josh Borreli** and **Zach Halpin** - have been returned for touchdowns.

FDU-Florham Quick Look

The Devils are looking to snap a four-game skid that has taken them to a 1-4 MAC start since beating King's in Week 2. FDU has some offensive weapons, led by quarterback Mike Santos, who has thrown for 1,147 yards and nine touchdowns this season. Favored target Anthony Frucillo has caught 27 balls for 401 yards and a touchdown, while both Craig Kimbrough and Joe Bennett have a pair of touchdowns apiece among seven different Devils to catch TD passes. Kimbrough is the feature back, rushing for 223 yards, while Bennett has run for three touchdowns. FDU's offensive line has allowed just six sacks in as many games, but turnovers have hurt them at -7 this year. The Devils have struggled defensively, giving up 41 points and 502 yards per game on average. Mike Mancino is the leading tackler with 69 stops, and Charlie Thomas (53 T, 3.0 TFL) and Troy Scales (31 T) are top players defensively.

Next Time Out

LVC returns home to host Delaware Valley on Oct. 27.

Last Year vs. FDU-Florham

OCT. 15 / ANNVILLE, PA. / ARNOLD FIELD		
	FDU-FLORHAM	7
	LEBANON VALLEY	51

Colt Zarilla threw for three touchdowns and **Ben Guiles** became LVC's all-time touchdowns leader with a pair of scores and 148 yards rushing as Lebanon Valley rolled FDU-Florham 51-7 on Oktoberfest Weekend. The Dutchmen racked up 497 yards of offense as they blew out to a 30-7 halftime lead on the Devils. Lebanon Valley improved to 5-1 for the second time in three years and just the third time since 1979; the senior class also becomes the first since the Class of 1977 to win all four of their homecoming games. Guiles surpassed **Adam Brossman '08** as the all-time combined touchdowns leader with his 42nd and 43rd career scores as he recorded his 15th career 100+ yard rushing day. Zarilla ended up 18-of-26 for 219 yards and three touchdowns, two of them going to **Tim Picerno**. **Blair Ransom** racked up 50 yards on six carries behind Guiles with **Conrad Heisey** rushing for 25 yards on eight totes.

Lebanon Valley	20	10	14	7	-	51
FDU-Florham	0	7	0	0	-	7

1st	13:44	LVC	Ben Guiles 2 yd run (Fakete kick)
	10:21	LVC	Macke Hall 10 yd fumble recovery (Fakete kick)
	02:50	LVC	Ben Guiles 45 yd run (Fakete kick failed)
2nd	07:26	LVC	Sean Fakete 31 yd field goal
	01:52	LVC	Tim Picerno 5 yd pass from Colt Zarilla (Fakete kick)
	00:08	FDU	Mike Larson 58 yd run (Mullen kick)
3rd	10:21	LVC	Tim Picerno 15 yd pass from Colt Zarilla (Fakete kick)
	05:54	LVC	Jake Zeigler 8 yd pass from Colt Zarilla (Fakete kick)
4th	14:54	LVC	Evan Fink 14 yd pass from Leo Kyte (Fakete kick)



Head Coach Jim Monos

20TH YEAR	91-105-2	SHIPPENSBURG '72
-----------	----------	------------------

The all-time winningest football coach in Lebanon Valley College history, Jim Monos enters his 20th season at the helm of the Dutchmen with the top of the MAC within reach. In his second tenure at LVC, Monos is the only coach in program history to have guided Lebanon Valley to three consecutive postseason appearances, including wins in the 2009 and 2011 ECAC Southwest Bowls. The past three seasons have been one of the most successful eras ever for LVC football, with a combined 23-10 record.

Monos finished his 19th year as head coach of the Lebanon Valley College football team in 2011. He began his second stint at LVC in 2004 after serving as the Flying Dutchmen head coach from 1986-96. Through the 2010 season, Monos has directed the Dutchmen to an 87-103-2 record, the most wins in program history. His 192 games coached is also a school record.

The 2011 season was another memorable one for the Dutchmen as they went 8-3 and captured the ECAC Southwest Bowl title in front of their home crowd. LVC was led by MAC Offensive Player of the Year and all-American running back **Ben Guiles '12**, as well as all-American defensive end **Cory Homer '12**. The team's offense set program records for scoring and passing yardage.

In 2010, LVC rebounded from a tough start to reel off five straight wins to end the regular season, earning the program a second-place finish in the Middle Atlantic Conference and a berth in the ECAC South Atlantic Bowl at Johns Hopkins. Behind all-Americans **Zach Bleiler '11** and **Jason Sneeringer '11**, Monos' 2010 squad became the first in program history to go to back-to-back bowl games.

The 2009 season went down as one of the best ever for LVC as Monos led the Dutchmen to their first postseason berth since 1951 and won that game - the ECAC Southwest Bowl - for their first postseason victory since 1935. Along the way, the Dutchmen compiled a 9-2 record (the best in program history) and got off to an 8-1 start, also a new best. After the season, 12 players were named all-MAC, three all-region, and left tackle **Sean Tetreault '10** was tabbed an all-American by *d3football.com*. LVC's success was characterized by a high-scoring offense that put up 30 or more points seven times, and a punishing defense that held opponents to 20 points per game.

When Lebanon Valley defeated FDU-Florham 43-15 on Oct. 8, 2005, Monos became the all-time winningest football coach in Lebanon Valley history. That victory marked win No. 48 at LVC, surpassing the previous record set by LVC Hall of Famer **Lou Sorrentino '54**, who won 47 games from 1971-85.

The former offensive coordinator and quarterbacks coach at Bloomsburg University, Monos enjoyed a highly-successful run with the Huskies from 1997-2003. He helped lead Bloomsburg to a 56-23 record and a 36-6 mark in Pennsylvania State Athletic Conference (PSAC) Eastern Division play. The Huskies also won five PSAC East championships during Monos' tenure and reached the NCAA Division II playoffs twice, including an appearance in the national championship game in 2000. Also that season, Bloomsburg won the Lambert Cup, given to the top Division II team in the east. Monos also helped develop future NFL all-pro guard Jahri Evans (New Orleans Saints) while at Bloomsburg.

Monos helped the Huskies establish a reputation as one of the most dangerous offensive teams in the PSAC. During Bloomsburg's 7-4 campaign in 2003, the Huskies scored more than 30 points seven times and reached 40 points in four of those games. During the team's run to the national championship game in 2000, Bloomsburg scored more than 30 points 11 times in 15 games and twice scored over 50 points. In 1997, Monos coached the Harlon Hill Award winner, given to the Division II national player of the year.

In his first stint at Lebanon Valley, Monos led the Dutchmen to a 6-3-1 record in 1991 and a 7-3 mark in 1992, the team's first back-to-back winning seasons since 1978-79. In 1989, he was named as the Middle Atlantic Conference Co-Coach of the Year after

Biography

Born: Harrisburg, Pa.

High School: Shippensburg

College Education: Shippensburg University '72, Western Maryland M'78

College Football: Virginia Military (1968), Shippensburg (1969-71)

Coaching Career

Assistant Coach, Sussex Central H.S. (1972-74)

Assistant Coach, Chambersburg H.S. (1975)

Assistant Coach, Shippensburg University (1976-85)

Head Coach, Lebanon Valley College (1986-96)

Offensive Coordinator, Bloomsburg University (1997-2003)

Head Coach, Lebanon Valley College (2004-present)

Family: Wife, Mary Ellen; sons, Jim and Todd; daughter-in-law, Liz; grandchildren, Grace Elizabeth and Carter Edward

Career Highlights

- All-time winningest coach in LVC history (87 wins)
- Most games coached in LVC history (192)
- 2009 and 2011 ECAC Southwest Bowl championships
- 2010 ECAC South Atlantic Bowl appearance
- Only LVC coach to lead team to three consecutive postseason appearances
- Most wins in a season at LVC (9-2 in 2009)
- 1989 MAC Co-Coach of the Year
- 107 All-MAC players
- 13 All-Region selections since 2004
- 6 All-Americans since 2004
- Coached 1997 Harlon Hill Award winner Irvin Sigler (at Bloomsburg)
- 2000 Division II national championship appearance (at Bloomsburg)
- Coached future NFL all-pro Jahri Evans (at Bloomsburg)

guiding LVC to a 6-4 record. Monos was also an assistant athletic director at LVC from 1992-96 and an admissions counselor from 1986-91.

Prior to taking over the head coaching spot at Lebanon Valley, Monos was the offensive coordinator at Shippensburg University for seven seasons, following three years as a part-time coach. He earned all-conference honors in both football and baseball at Shippensburg before graduating in 1972. A native of Shippensburg, Monos is a member of the Shippensburg University Athletic Hall of Fame.

Monos and his wife, Mary Ellen, are the parents of two sons: Jim and Todd, both graduates of Bloomsburg University; his son Jim is currently a scout for the New Orleans Saints, and Todd is an elementary school principal in the Northeastern School District. Other members of Monos' family include daughter-in-law Liz, granddaughter Grace Elizabeth, and grandson Carter Edward.

Career Starts By Position

				FB Fink 13 Kirchner 15				TB Panichi 6			
								QB Kyte 5 B. Murphy 1			
											WRZ Zeigler 6 J. Miller 6 McIntyre 5
WRX J. Miller 4 McIntyre 2	TE Luckenbill 2 N. Myers 4	RT Dean 4 Valdez 2	RG Clark 17	C Colletts 17	LG Kozub 18	LT Jones 2 Dean 10 Valdez 3					
CB Wierman 2 Melley 15			SDE Halpin 6	NT K. Smith 17	WDE Scerbo 5 Batz 1						CB Duncan 17
			SLB Bond 6 Poligone 2	MLB Mika 6 Poligone 1	ILB Burkholder 7				WLB Poligone 6		
			SS Borrelli 1 Kauffman 5						FS Kaspar 1 Cicero 5 Kauffman 10 Bond 1		

Last week's starter listed first.

2012 Game-By-Game Offensive Starters

	QB	TB	FB	WRX	WRZ	LT	LG	C	RG	RT	TE
Montclair	Kyte	Panichi	Fink	McIntyre	Zeigler	Valdez	Kozub	Colletts	Clark	Dean	N. Myers
Misericordia	Kyte	Panichi	Fink	McIntyre	Zeigler	Jones	Kozub	Colletts	Clark	Dean	N. Myers
Lycoming	Kyte	Panichi	Fink	J. Miller	Zeigler	Valdez	Kozub	Colletts	Clark	Dean	N. Myers
Stevenson	B. Murphy	Panichi	Kirchner	J. Miller	Zeigler	Dean	Kozub	Colletts	Clark	Valdez	N. Myers
Widener	Kyte	Panichi	Fink	J. Miller	Zeigler	Dean	Kozub	Colletts	Clark	Valdez	Luckenbill
Wilkes	Kyte	Panichi	Fink	J. Miller	Zeigler	Jones	Kozub	Colletts	Clark	Dean	Luckenbill
FDU-Florham											
Delaware Valley											
King's											
Albright											

2012 Game-By-Game Defensive Starters

	SDE	NT	WDE	SLB	MLB	ILB	WLB	CB	SS	FS	CB
Montclair	Halpin	K. Smith	Batz	Bond	Mika	Burkholder	Poligone	Duncan	Kauffman	Cicero	Melley
Misericordia	Halpin	K. Smith	Scerbo	Bond	Mika	Burkholder	Poligone	Duncan	Kauffman	Cicero	Melley
Lycoming	Halpin	K. Smith	Scerbo	Bond	Mika	Burkholder	Poligone	Duncan	Kauffman	Cicero	Melley
Stevenson	Halpin	K. Smith	Scerbo	Bond	Mika	Burkholder	Poligone	Duncan	Kauffman	Cicero	Melley
Widener	Halpin	K. Smith	Scerbo	Bond	Mika	Burkholder	Poligone	Duncan	Kauffman	Cicero	Wierman
Wilkes	Halpin	K. Smith	Scerbo	Bond	Mika	Burkholder	Poligone	Duncan	Borrelli	Kaspar	Wierman
FDU-Florham											
Delaware Valley											
King's											
Albright											

LVC Roster

1	Joey Miller	Jr. WR	6-0	171	Elizabethtown, Pa. / Lower Dauphin	69	Charlie Galante	Fr. OG	5-10	251	Milford, Del. / Milford
2	Kyle Wenger	Jr. OLB	5-8	190	Myerstown, Pa. / ELCO	70	Sam Colletts	Sr. OC	6-4	309	Allison Park, Pa. / Shady Side Academy
3	Jonathan Long	Fr. SS	5-8	162	Frackville, Pa. / North Schuylkill	71	Andrew Livingston	So. DE	6-0	231	Camp Hill, Pa. / East Pennsboro
3a	Connor Snyder	Fr. QB	5-11	193	Dover, Pa. / Dover	72	Joseph Myers	Fr. OC	5-10	281	Lewes, Del. / Cape Henlopen
4	Kelly Saylor	Jr. WR	5-9	174	Douglasville, Pa. / Daniel Boone	73	Nate Valdez	Jr. OT	6-3	283	York, Pa. / William Penn
4a	Zack Boisvert	Fr. CB	6-0	169	York Haven, Pa. / Red Land	74	Brad Frederick	Fr. DE	6-1	241	Turbotville, Pa. / Warrior Run
5	Brendan Kain	Jr. TB	5-10	183	Elizabethtown, Pa. / Elizabethtown	75	Trent Mars	Fr. OC	6-1	265	Pine Grove, Pa. / Pine Grove
6	Darian Feick	Fr. OLB	5-8	201	Blandon, Pa. / Fleetwood	76	Tyler Dean	So. OT	6-2	282	Ashland, Pa. / North Schuylkill
6a	Jeremy Franck	Fr. QB	6-2	171	Ephrata, Pa. / Ephrata	77	Eric Campbell	Fr. OT	6-1	260	New Cumberland, Pa. / Cedar Cliff
7	Yahya McIntyre	Sr. WR	6-2	190	Columbia, Pa. / Columbia	78	Clayton Williard	So. NT	5-11	316	Klingerstown, Pa. / Tri-Valley
7a	Keith Meisner	Fr. SS	6-0	180	Lindenhurst, N.J. / Lindenhurst	79	Connor Smith	Fr. OT	6-1	267	Fawn Grove, Pa. / Kennard-Dale
8	Nate Kauffman	Sr. SS	5-9	165	Waynesboro, Pa. / Waynesboro	81	Nick Pastrana	Fr. WR	5-8	160	Lebanon, Pa. / Lebanon
9	Jerome Duncan	Sr. CB	5-9	163	Aston, Pa. / Sun Valley	82	Joe Bennett	Fr. WR	6-2	187	Teaneck, N.J. / Passaic County Tech
12	Sean Fakeete	Jr. K	5-11	174	Harrisburg, Pa. / Central Dauphin	84	Jesse Myers	Fr. TE	6-1	216	Harrisburg, Pa. / Central Dauphin
13	Leo Kyte	Sr. QB	6-3	195	Mechanicsville, Md. / Chopticon	85	Nate Luckenbill	Jr. TE	6-2	218	Wernersville, Pa. / Conrad Weiser
14	Bryan Kasper	Jr. CB	6-0	186	Westminster, Md. / Century	86	Trevor St. Clair	Fr. ILB	6-1	214	Mountville, Pa. / Lancaster Catholic
15	Brian Murphy	So. QB	6-0	176	Schuylkill Haven, Pa. / Schuylkill Haven	87	Mike Smith	So. WR	5-8	193	Manheim, Pa. / Manheim Central
16	Zach Wierman	So. CB	6-3	178	Harrisburg, Pa. / Central Dauphin	91	Seth Miller	So. TE	5-10	220	Spring Grove, Pa. / Spring Grove
17	Kenny King	So. TB	6-1	209	Willingboro, N.J. / The Hill School	92	Matt Koshinski	So. FB	5-8	204	Shillington, Pa. / Governor Mifflin
18	Jake Zeigler	Jr. WR	5-8	177	Mechanicsburg, Pa. / Mechanicsburg	93	Nick Seaton	So. OLB	5-10	209	Ambler, Pa. / Lansdale Catholic
19	Dachonn Johnson	So. SS	5-9	176	Clifton, N.J. / Passaic County Tech	94	Tyler Laudeman	So. ILB	6-0	203	Ringtown, Pa. / North Schuylkill
20	Darryl Sweeper	So. WR	5-11	162	Reading, Pa. / Muhlenberg	95	Zach Halpin	Jr. DE	6-2	237	Lancaster, Pa. / Lampeter Strasburg
22	Ricky Feggins	Fr. SS	5-11	168	Cromwell, Conn. / Cromwell	96	Andrew Burkholder	Jr. ILB	5-10	202	Ephrata, Pa. / Ephrata
23	Derek Nye	Fr. FS	5-10	170	Mohnton, Pa. / Governor Mifflin	98	Kevin Smith	Jr. NT	6-1	281	Nazareth, Pa. / Pen Argyl
24	Tyler Zandomenego	Fr. TB	5-10	187	Yardville, N.J. / Hamilton East	99	Matthew Smoluk	Fr. K	6-1	197	Palmyra, Pa. / Palmyra
25	John Hulyo	Fr. QB	5-9	162	Lancaster, Pa. / JP McCaskey	90	Noe Aguilar	Fr. DE	6-0	240	Biglerville, Pa. / Biglerville
27	Mike Pugh	So. CB	5-8	148	Hanover, Pa. / South Western						
28	Reid Pavlik	Fr. SS	5-7	168	Manheim, Pa. / Manheim Central						
30	Matt Morell	Sr. LB	6-0	211	Mechanicsburg, Pa. / Mechanicsburg						
31	Pete Panichi	Sr. TB	5-8	181	King of Prussia, Pa. / Upper Merion						
32	DJ Johnson	So. FS	5-11	165	Lititz, Pa. / Warwick						
33	Drew Murphy	Jr. LB	5-10	193	Jackson, N.J. / Jackson Memorial						
34	Mike Richard	Fr. FS	5-9	185	Talmage, Pa. / Conestoga Valley						
35	John Harsch	Fr. SS	5-11	200	Dingmans Ferry, Pa. / Delaware Valley						
36	Josh Borrelli	Jr. SS	5-10	184	Hummelstown, Pa. / Lower Dauphin						
37	Bryan Ek	So. CB	5-7	151	New Market, Md. / Linganore						
38	Conrad Heisey	Sr. TB	5-9	190	Elizabethtown, Pa. / Elizabethtown						
38a	Ryan Vaughn	Fr. ILB	5-9	209	Gettysburg, Pa. / Littlestown						
39	Evan Fink	Jr. FB	5-8	224	Schuylkill Haven, Pa. / Schuylkill Haven						
40	DJ Poligone	Sr. OLB	6-0	222	Steelton, Pa. / Steel High						
41	Nate Myers	Jr. TE	6-1	219	Annville, Pa. / Annville-Cleona						
42	Alex Kirchner	Sr. FB	5-11	216	Elizabethtown, Pa. / Elizabethtown						
43	Mike Mullen	So. ILB	5-10	210	Howell, N.J. / Freehold Twp						
44	Billy Powanda	Fr. FB	5-9	189	Minersville, Pa. / Minersville						
45	Ryan Daub	Fr. CB	5-11	182	Jonestown, Pa. / Northern Lebanon						
46	Eric Leymeister	Jr. FB	6-0	225	Pottsville, Pa. / Pottsville						
47	Anthony Stone	Fr. FS	6-1	171	Bloomsburg, Pa. / Bloomsburg						
48	Ian Bond	Jr. OLB	6-2	192	Marysville, Pa. / West Perry						
49	Tyler Pawling	Fr. CB	5-9	150	Coatesville, Pa. / Coatesville						
50	Dion Matthews	Fr. OLB	5-9	197	Columbia, Pa. / Columbia						
51	Joey Scerbo	So. ILB	5-11	240	Hummelstown, Pa. / Lower Dauphin						
51a	Cody Stryker	Fr. OG	5-9	246	Washington Boro, Pa. / Penn Manor						
52	David Kennedy	Jr. ILB	5-10	206	Bainbridge, Pa. / Elizabethtown						
53	Kyle Pfirmian	So. NT	5-11	241	South Williamsport, Pa. / South Williamsport						
54	Todd Mika	Sr. ILB	6-0	234	Bethlehem, Pa. / Freedom						
56	Adam Soltys	So. DE	5-10	239	Schuylkill Haven, Pa. / Pine Grove						
56a	Ryan Dotson	Fr. OT	6-1	244	Hanover, Pa. / South Western						
57	John Salcedo	Fr. DE	6-4	224	York, Pa. / York Suburban						
58	Dustin Jones	Fr. OG	6-1	253	Schuylkill Haven, Pa. / Schuylkill Haven						
59	Richie Batz	So. DE	5-8	213	Schuylkill Haven, Pa. / Schuylkill Haven						
60	Aaron Cummins	Jr. OG	6-0	240	Spring City, Pa. / Spring-Ford						
61	Tyler Good	Fr. OT	6-4	258	Ephrata, Pa. / Conestoga Valley						
62	Matt Clark	Sr. OG	5-11	259	Rocky Point, N.Y. / Rocky Point						
63	Josh Reichert	Fr. OC	5-9	239	Dillsburg, Pa. / Dover						
64	Sean Curry	Fr. OG	6-0	216	Carlisle, Pa. / Cumberland Valley						
65	Dylan Smith	Jr. OG	5-9	313	Williamstown, Pa. / Williams Valley						
66	Tony Shearer	Jr. NT	6-1	237	Reedsville, Pa. / Indian Valley						
67	Zack Smith	Fr. OT	6-3	257	Hummelstown, Pa. / Lower Dauphin						
68	Brendan Kozub	Jr. OG	6-2	262	Richboro, Pa. / Council Rock North						

COACHING STAFF

Jim Monos	Head Coach
Joe Buehler '89	Offensive Coordinator/Offensive Line
Vince Pantalone	Defensive Coordinator
Jack Beidler '96	Inside Linebackers
Guy Bennardo	Tight Ends/Asst. Offensive Line/Strength & Conditioning
Don Burton '09	Assistant Secondary
Mark Costello	Special Teams Coordinator/Running Backs
Greg Drake	Asst. Wide Receivers
Mike Evangelista '10	Defensive Quality Control/Asst. Inside Linebackers
Matt Gross '97	Assistant Running Backs/Kickers
Andrew Hurst '11	Asst. Outside Linebackers
Tom McKee M'06	Wide Receivers
Jason Vollertsen	Assistant Defensive Line
Corey Wenger	Secondary
Mike Wildasin	Defensive Line/Assistant Special Teams

Pronunciation Guide

Lebanon.....LEB-nin or LEB-uh-nin

Noe Aguilar.....NO-way
 Zack Boisvert.....BOYS-vert
 Joe Buehler.....BEE-ler
 Sean Fakete.....FACK-uh-tee
 John Hulyo.....HOOL-ee-oh
 Vince Ingelido.....in-jell-EE-dough
 Brendan Kozub.....CO-zub
 Yahya McIntyre.....YA-YA
 Jim Monos.....MOE-nes
 Kyle Pfirman.....FUR-man
 DJ Poligone.....POLY-goan
 John Salcedo.....sal-SAY-dough
 Joey Scerbo.....SIR-bow
 Adam Soltys.....sole-TEEZ
 Zach Wierman.....WIRE-man
 Tyler Zandomenego.....ZAN-dough-muh-NAY-go

Teammates Again

LVC's roster has an exceptional number of high school teammates on it, with 18 high schools sending multiple players to Annville together. Central Dauphin, Elizabethtown, Schuylkill Haven also have four alumni.

Annville-Cleona

QB Tyson Hayes, TE Nate Myers

Central Dauphin

K Sean Fakete, CB Zach Wierman, OLB AJ Sweigard, TE Jesse Myers

Columbia

WR Yahya McIntyre, OLB Dion Matthews

Conestoga Valley

FS Mike Richard, OT Tyler Good

Dover

QB Connor Snyder, C Josh Reichert, WR Caden Krout

East Pennsboro

WR Brandon Robinson, FB Nick McMillen

Elizabethtown

RB Brendan Kain, RB Conrad Heisey, FB Alex Kirchner, ILB David Kennedy

Ephrata

ILB Andrew Burkholder, QB Jeremy Franck

Governor Mifflin

FS Derek Nye, FB Matt Koshinski

Lower Dauphin

WR Joey Miller, SS Josh Borrelli, ILB Joey Scerbo, OT Zack Smith

Manheim Central

SS Reid Pavlik, OLB Alex Beamesderfer, WR Mike Smith

Mechanicsburg

WR Jake Zeigler, OLB Matt Morell

North Schuylkill

SS Jonathan Long, ILB Tyler Laudeman

Passaic County Tech

WR Joe Bennett, SS Dachonn Johnson

Pine Grove

DE Adam Soltys, OC Trent Mars

Pottsville

SS Jared Cicero, FB Eric Leymeister

Schuylkill Haven

QB Brian Murphy, FB Evan Fink, OG Dustin Jones, DE Richie Batz

South Western

CB Mike Pugh, RB Jeff Hacker, OT Ryan Dotson

Lebanon Valley Two-Deep

Captains (coin toss): #8 Nate Kauffman, #13 Leo Kyte, #70 Sam Colletts, #98 Kevin Smith

Offense (Offensive Coordinator: Joe Buehler)

QB	13	Leo Kyte	Sr.	6-3	195	Mechanicsville, Md. / Chopticon
	15	Brian Murphy	So.	6-0	176	Schuylkill Haven, Pa. / Schuylkill Haven
TB	31	Pete Panichi	Sr.	5-8	181	King of Prussia, Pa. / Upper Merion
	38	Conrad Heisey	Sr.	5-9	190	Elizabethtown, Pa. / Elizabethtown
FB	39	Evan Fink	Jr.	5-8	224	Schuylkill Haven / Schuylkill Haven
	42	Alex Kirchner	Sr.	5-11	216	Elizabethtown, Pa. / Elizabethtown
WRX	1	Joey Miller	Jr.	6-0	171	Elizabethtown, Pa. / Lower Dauphin
	7	Yahya McIntyre	Sr.	6-2	190	Columbia, Pa. / Columbia
WRZ	18	Jake Zeigler	Jr.	5-8	177	Mechanicsburg, Pa. / Mechanicsburg
	20	Darryl Sweeper	So.	5-11	162	Reading, Pa. / Muhlenberg
TE	85	Nate Luckenbill	Jr.	6-2	218	Wernersville, Pa. / Conrad Weiser
	46	Eric Leymeister	Jr.	6-0	225	Pottsville, Pa. / Pottsville
LT	58	Dustin Jones	Fr.	6-1	253	Schuylkill Haven, Pa. / Schuylkill Haven
	61	Tyler Good	Fr.	6-4	258	Ephrata, Pa. / Conestoga Valley
LG	68	Brendan Kozub	Jr.	6-2	262	Richboro, Pa. / Council Rock North
	65	Dylan Smith	Jr.	5-9	313	Williamstown, Pa. / Williams Valley
C	70	Sam Colletts	Sr.	6-4	309	Allison Park, Pa. / Shady Side Academy
	60	Aaron Cummins	Jr.	6-0	240	Spring City, Pa. / Spring-Ford
RG	62	Matt Clark	Sr.	5-11	259	Rocky Point, N.Y. / Rocky Point
	64	Sean Curry	Fr.	6-0	216	Carlisle, Pa. / Cumberland Valley
RT	76	Tyler Dean	Jr.	6-2	282	Ashland, Pa. / North Schuylkill
	54	Tyler Good	Fr.	6-4	258	Ephrata, Pa. / Conestoga Valley

Defense (Defensive Coordinator: Vince Pantalone)

DE	95	Zach Halpin	Jr.	6-2	237	Lancaster, Pa. / Lampeter Strasburg
	74	Brad Frederick	Fr.	6-1	241	Turbotville, Pa. / Warrior Run
NT	98	Kevin Smith	Jr.	6-1	281	Nazareth, Pa. / Pen Argyl
	78	Clayton Williard	So.	5-11	316	Klingerstown, Pa. / Tri-Valley
DE	51	Joey Scerbo	So.	5-11	240	Hummelstown, Pa. / Lower Dauphin
	71	Andrew Livingston	So.	6-0	231	Camp Hill, Pa. / East Pennsboro
OLB	40	DJ Poligone	Sr.	6-0	222	Steelton, Pa. / Steel High
	30	Matt Morell	Sr.	6-0	211	Mechanicsburg, Pa. / Mechanicsburg
ILB	54	Todd Mika	Sr.	6-0	234	Bethlehem, Pa. / Freedom
	86	Trevor St. Clair	Fr.	6-1	214	Mountville, Pa. / Lancaster Catholic
ILB	96	Andrew Burkholder	Jr.	5-10	202	Ephrata, Pa. / Ephrata
	52	David Kennedy	Jr.	5-10	206	Bainbridge, Pa. / Elizabethtown
OLB	48	Ian Bond	Jr.	6-2	192	Marysville, Pa. / West Perry
	33	Drew Murphy	Jr.	5-10	193	Jackson, N.J. / Jackson Memorial
CB	16	Zach Wierman	So.	6-3	178	Harrisburg, Pa. / Central Dauphin
	27	Mike Pugh	So.	5-8	148	Hanover, Pa. / South Western
FS	14	Bryan Kaspar	Jr.	6-0	186	Westminster, Md. / Century
	19	Dachonn Johnson	So.	5-9	176	Clifton, N.J. / Passaic County Tech
SS	36	Josh Borrelli	Jr.	5-10	184	Hummelstown, Pa. / Lower Dauphin
	19	Dachonn Johnson	So.	5-9	176	Clifton, N.J. / Passaic County Tech
CB	9	Jerome Duncan	Sr.	5-9	163	Aston, Pa. / Sun Valley
	37	Bryan Ek	So.	5-7	151	New Market, Md. / Linganore

Specialists (Special Teams Coordinator: Mark Costello)

K	12	Sean Fakete	Jr.	5-11	174	Harrisburg, Pa. / Central Dauphin
	18	Jake Zeigler	Jr.	5-8	177	Mechanicsburg, Pa. / Mechanicsburg
P	18	Jake Zeigler	Jr.	5-8	177	Mechanicsburg, Pa. / Mechanicsburg
	12	Sean Fakete	Jr.	5-11	174	Harrisburg, Pa. / Central Dauphin
KR	87	Mike Smith	So.	5-8	193	Manheim, Pa. / Manheim Central
	37	Bryan Ek	So.	5-7	151	New Market, Md. / Linganore
PR	37	Bryan Ek	So.	5-7	151	New Market, Md. / Linganore
	4	Kelly Saylor	Jr.	5-9	174	Douglasville, Pa. / Daniel Boone
H	18	Jake Zeigler	Jr.	5-8	177	Mechanicsburg, Pa. / Mechanicsburg
	87	Mike Smith	So.	5-8	193	Manheim, Pa. / Manheim Central
LS	85	Nate Luckenbill	Jr.	6-2	218	Wernersville, Pa. / Conrad Weiser

Lebanon Valley Single-Game Records

RUSHING

Most Yards

267 - Charlie Parker at Wilkes (10/4/2008)
262 - Ben Guiles at King's (10/23/2010)
241 - Ken Wilson vs. Western Maryland (10/28/1989)
208 - Ben Guiles at Wilkes (11/5/2011)
204 - Ken Wilson at Albright (10/7/1989)

Most Carries

44 - Charlie Parker at Wilkes (10/4/08)
40 - Steve Vajda vs. King's (9/22/1990)
37 - Charlie Parker vs. King's (10/19/2007)
37 - Steve Vajda vs. Albright (10/6/1990)

Most Touchdowns

4 - Ben Guiles vs. Gettysburg (9/3/2011)
4 - Ben Guiles vs. FDU-Florham (10/16/2010)
4 - Charlie Parker vs. Lycoming (11/10/2007)
4 - Rick Coleman, vs. Swarthmore (10/18/1975)
4 - Vern Magnuson, vs. Widener (11/19/1960)

Longest Rush From Scrimmage

93 - Vern Magnuson at Upsala (10/7/1960)
89 - Pete Henning at Delaware Valley (10/27/2001)
81 - Ken Wilson at Upsala (10/29/1988)

PASSING

Most Yards

430 - Dan Kelly, at Albright (11/11/2006)
412 - Kirk Seesholtz at Albright (9/26/1992)
407 - Roger Poorman at Juniata (10/11/2003)
395 - Leo Kyte vs. Widener (9/29/2012)
384 - Erik Orndorff at Susquehanna (10/5/1991)

Most Attempts

54 - Dallas Noll vs. Moravian (9/23/2000)
51 - Erik Orndorff at Lycoming (9/21/1991)
48 - Dennis Yahmourian at King's (10/2/1999)

Most Completions

26 - Erik Orndorff at Lycoming (9/21/1991)
26 - Dan Kelly, vs. Albright (11/13/2004)
25 - Dallas Noll vs. Moravian (10/5/2002)
25 - Kirk Seesholtz at Widener (11/13/1993)
25 - Roger Poorman at Juniata (10/11/2003)

Most Touchdowns

6 - Dan Kelly vs. Moravian (11/4/2006)
5 - Dallas Noll at Delaware Valley (10/27/2001)
5 - Dan Kelly at Albright (11/11/2006)
5 - Dan Kelly vs. Albright (11/12/2005)
5 - Dan Kelly at Moravian (11/5/2005)

Most Interceptions

5 - Dallas Noll vs. FDU-Madison (9/22/2001)
5 - Doug Henning at Del. Valley (11/15/1997)
4 - 11 times

Longest Completion

98 - Zach Buffington vs. Wilkes (11/1/2003)
98 - Erik Orndorff vs. W. Maryland (11/2/1991)
87 - Dan Kelly vs. Widener (9/24/2005)

RECEIVING

Most Yards

337 - Adam Brossman at Albright (11/11/2006)
199 - Bob Schwenk at Albright (9/26/1992)
198 - Tim Picerno at Wilkes (11/5/2011)
191 - Adam Brossman vs. Widener (9/24/2005)
189 - Bob Schwenk at Susquehanna (10/5/1991)

Most Receptions

14 - Adam Brossman at Albright (11/11/2006)
13 - Bob Schwenk at Widener (11/9/1991)
13 - Jason Lutz at Widener (11/13/1993)

Most Touchdowns

4 - Adam Brossman vs. Moravian (11/4/2006)
4 - Adam Brossman, at Moravian (11/5/2005)
3 - 10 times

Longest Reception

98 - Bob Schwenk vs. W. Maryland (11/2/1991)
98 - Dave McCullough, vs. Wilkes (11/1/2003)
87 - Adam Brossman vs. Widener (9/24/2005)

TOTAL OFFENSE

Most Total Offense Yards

455 - Dan Kelly at Albright (11/11/2006)
420 - Roger Poorman at Juniata College (10/11/2003)
419 - Kirk Seesholtz at Albright (9/26/1992)
413 - Dan Kelly vs. Widener (9/24/2005)
384 - Dan Kelly vs. Albright (11/12/2005)
Most All-Purpose Yards
337 - Adam Brossman at Albright (11/11/2006)
300 - Morteze Sellers at Ursinus (9/13/1997)
290 - Ben Guiles at Wilkes (11/5/2011)
263 - Pete Henning at Delaware Valley (10/27/2001)
260 - Bob Schwenk at Susquehanna (10/5/1991)

SCORING

Most Points

30 - Ben Guiles vs. Gettysburg (9/3/2011)
26 - Adam Brossman at Moravian (11/5/2005)
26 - Pete Henning at Delaware Valley (10/27/2001)
26 - Vern Magnuson vs. Widener (11/19/1960)

Most Touchdowns

5 - Ben Guiles vs. Gettysburg (9/3/2011)
4 - Ben Guiles vs. FDU-Florham (10/16/2010)
4 - Charlie Parker vs. Lycoming (11/10/2007)
4 - Adam Brossman vs. Moravian (11/4/2006)
4 - Adam Brossman at Moravian (11/5/2005)
4 - Pete Henning at Delaware Valley (10/27/2001)
4 - Frank Tavani vs. Moravian (10/25/1975)
4 - Rick Coleman vs. Swarthmore (10/18/1975)
4 - Vern Magnuson vs. Widener (11/19/1960)

KICKING/PUNTING

Most PAT Kicks

7 - Eric Connelly vs. King's (9/30/2000)
7 - Sean Fakete vs. Stevenson (9/24/2011)
7 - Sean Fakete vs. King's (11/12/2011)
6 - three times

Most PAT Kick Attempts

8 - Sean Fakete vs. Gettysburg (9/3/2011)
7 - Eric Connelly vs. King's (9/30/2000)
7 - Jim Povorotney at Delaware Valley (10/27/2001)
7 - Sean Fakete vs. King's (11/12/2011)

Most Points By Kicking

13 - Sean Fakete vs. Stevenson (9/24/2011)
11 - Vince Scheivert at Albright (9/26/1992)
10 - Sean Fakete vs. King's (11/12/2011)

Most Field Goals Attempted

4 - Doug Zook vs. Wilkes (10/20/1990)
4 - Doug Zook vs. Western Maryland (10/28/1989)
3 - five times

Most Field Goals Made

3 - Jay Mosley vs. Susquehanna (10/28/1978)
3 - Jay Mosley vs. Muhlenberg (10/8/1977)
2 - 11 times

Longest Field Goal Made

51 - Bob Muir at Muhlenberg (10/16/1982)
48 - Jay Mosley at Muhlenberg (10/9/1976)
45 - Bob Muir at F&M (11/13/1982)
44 - Jay Mosley vs. Ursinus (10/2/1976)
44 - Tom Nussbaum at Albright (9/29/1979)

Most Punts

12 - Dennis Reilly vs. Albright (10/6/2001)
11 - Nate Avery vs. Lycoming (9/19/1992)
11 - Tom Killian vs. Widener (11/6/1999)

Most Yards Punting

432 - Tom Killian vs. Widener (11/6/1999)
421 - Nate Avery vs. Lycoming (9/19/1992)
396 - Greg Steckbeck vs. Widener (9/27/1997)

Longest Punt

70 - Greg Steckbeck, at Ursinus (9/13/1997)
68 - Adam Brossman vs. Widener (9/24/2005)
68 - Ted Brosius (1986)

RETURNS

Longest Punt Return

90 - Wes MacMillan vs. Muhlenberg (10/13/1962)
79 - Jarrod Way vs. Delaware Valley (10/4/2003)
78 - Clint Vinju at Widener (9/23/2006)

Longest Kick Return

102 - Hank DiJohnson vs. Moravian (10/22/1949)
100 - Pete Henning vs. Lycoming (10/7/2000)
100 - Pete Henning vs. King's (9/30/2000)

Longest Interception Return

100 - John Kimmel at Moravian (10/20/1962)
90 - Matt Lillis vs. Lycoming (11/5/10)
88 - Andrew Burkholder vs. Stevenson (9/24/11)

Longest Fumble Return

72 - Ryan Redner vs. Moravian (10/23/1998)
48 - Andrew Shambach vs. Susquehanna (9/8/2007)
34 - Jim Geisel vs. Moravian (10/17/1992)

DEFENSE

Most Interceptions

4 - Mike Susi vs. Juniata (10/14/1995)
3 - seven times

Most Tackles

22 - John Music at Albright (9/19/1998)
22 - Cory Mattern at King's (9/30/1995)
22 - Joe Curran vs. Wilkes (10/12/1991)

Most Quarterback Sacks

5.5 - Cory Homer vs. King's (11/12/2011)
4.0 - Zach Bleiler vs. Moravian (9/18/2010)
4.0 - Joe Gift at Wilkes (10/10/1992)
4.0 - Kris Kohler vs. Moravian (10/17/1992)

Most Tackles for Loss

7.0 - Chad Hoofnagles at Gettysburg (9/1/2001)
7.0 - Joe Curran at Widener (11/9/1991)
6.0 - Cory Mattern at King's (9/30/1995)
6.0 - Karl Conrad, twice
6.0 - Rick Beard at Moravian (9/9/1989)

TEAM RECORDS

Most Carries - 78, vs. Bridgewater (11/11/1989)

Most Yards Rushing - 466, vs. Western Maryland (10/28/1989)

Most Rushing Touchdowns - 9, vs. Bridgewater (11/11/1989)

Most Passes Attempted - 54, vs. Moravian (9/23/2000)

Most Passes Completed - 29, at Lycoming (9/29/1990)

Most Passing Yards - 430, at Albright (11/11/2006)

Most Touchdown Passes - 7, vs. Moravian (11/4/2006)

Most Passes Had Intercepted - 6, vs. FDU-Madison (9/22/2001), and vs. Lycoming (10/7/2000)

Most Total Offense - 688, at Albright (11/11/2006)

Most Points Scored - 102, vs. Highspire?A.C. (11/9/1912) (non-collegiate)

71, vs. St. Joseph's (11/4/1916) (intercollegiate)

Most Touchdowns Scored - 9, vs. Bridgewater (11/11/1989)

Most Punt Returns - 7, vs. Bridgewater (11/11/1989) and at Juniata (9/23/1989)

Most Punt Return Yards -122, vs. Lycoming (10/7/2000)

Most Kick Returns - 11, vs. Widener (9/23/1995)

Most Kick Return Yards - 232, at Gettysburg (9/6/2003)

Most Interceptions - 7, vs. Juniata (10/14/1995)

Most Tackles - 127, at King's (9/30/1995)

Most Quarterback Sacks - 11, vs. Widener (11/7/1992)

The Last Time A Dutchman...

Rushed for 100 Yards	Sept. 22, 2012 (Pete Panichi, 105 yards, at Stevenson)
Rushed for 125 Yards	Sept. 1, 2012 (Pete Panichi, 137 yards, at Montclair State)
Rushed for 150 Yards	Nov. 5, 2011 (Ben Guiles, 208 yards, at Wilkes)
Rushed for 175 Yards	Nov. 5, 2011 (Ben Guiles, 208 yards, at Wilkes)
Rushed for 200 Yards	Nov. 5, 2011 (Ben Guiles, 208 yards, at Wilkes)
Rushed for 250 Yards	Oct. 23, 2010 (Ben Guiles, 262 yards, at King's)
Rushed for 2 Touchdowns	Oct. 13, 2012 (Evan Fink, 3 TDs vs. Wilkes)
Rushed for 3 Touchdowns	Oct. 13, 2012 (Evan Fink, 3 TDs vs. Wilkes)
Rushed for 4 Touchdowns	Sept. 3, 2011 (Ben Guiles, 4 TDs, vs. Gettysburg)**
Passed for 200 Yards	Sept. 29, 2012 (Leo Kyte, 395 yards, vs. #18 Widener)
Passed for 250 Yards	Sept. 29, 2012 (Leo Kyte, 395 yards, vs. #18 Widener)
Passed for 300 Yards	Sept. 29, 2012 (Leo Kyte, 395 yards, vs. #18 Widener)
Passed for 350 Yards	Sept. 29, 2012 (Leo Kyte, 395 yards, vs. #18 Widener)
Passed for 400 Yards	Nov. 11, 2006 (Dan Kelly, 430 yards, at Albright)
Threw 2 Touchdown Passes	Sept. 29, 2012 (Leo Kyte, 2 TDs, vs. #18 Widener)
Threw 3 Touchdown Passes	Nov. 5, 2011 (Colt Zarilla, 4 TDs, at Wilkes)
Threw 4 Touchdown Passes	Nov. 5, 2011 (Colt Zarilla, 4 TDs, at Wilkes)
Threw 5 Touchdown Passes	Nov. 11, 2006 (Dan Kelly, 5 TDs, at Albright)*
Had 100 Yards Receiving	Sept. 29, 2012 (Joey Miller, 182 yards, vs. #18 Widener)
Had 125 Yards Receiving	Sept. 29, 2012 (Joey Miller, 182 yards, vs. #18 Widener)
Had 150 Yards Receiving	Sept. 29, 2012 (Joey Miller, 182 yards, vs. #18 Widener)
Had 175 Yards Receiving	Sept. 29, 2012 (Joey Miller, 182 yards, vs. #18 Widener)
Had 200 Yards Receiving	Nov. 11, 2006 (Adam Brossman, 337 yards, at Albright)*
Caught 2 TD Passes	Sept. 29, 2012 (Joey Miller, 2 TDs, vs. #18 Widener)
Caught 3 TD Passes	Nov. 5, 2011 (Tim Picerno, 3 TDs, at Wilkes)
Caught 4 TD Passes	Nov. 5, 2005 (Adam Brossman, 4 TDs, at Moravian)*
Kicked a Field Goal	Sept. 29, 2012 (Sean Fakete, 28 yards, vs. #18 Widener)
Kicked a 35-Yard FG	Sept. 15, 2012 (Sean Fakete, 35 yards, at Lycoming)
Kicked a 40-Yard FG	Oct. 16, 1982 (Bob Muir, 51-yard FG, at Muhlenberg)*
Kicked a 45-Yard FG	Oct. 16, 1982 (Bob Muir, 51-yard FG, at Muhlenberg)*
Kicked a 50-Yard FG	Oct. 16, 1982 (Bob Muir, 51-yard FG, at Muhlenberg)*
Returned a Kickoff for a Touchdown	Sept. 5, 2009 (Ben Guiles, 95-yard return, at Gettysburg)
Returned a Punt for a Touchdown	Sept. 23, 2006 (Clint Vinju, 78-yard return, at Widener)
Returned an Interception for a Touchdown	Sept. 22, 2012 (Zach Halpin, 9 yards, at Stevenson)
Returned a Fumble for a Touchdown	Oct. 15, 2011 (Macke Hall, 10 yards, vs. FDU-Florham)

* - school record, ** - tied school record

The Last Time Lebanon Valley...

Had 2 100-yard rushers in same game	9/3/2005 (Ryan Brennan, 129 yards; Dan Kelly, 104 yards, at Gettysburg)
Had 2 100-yard receivers in same game	9/29/2012 (Joey Miller, 182 yards; Jake Zeigler, 121 yards, vs. #18 Widener)
Had a 100-yard rusher and 100-receiver in same game	11/12/2011 (Ben Guiles, 140 yds rushing; Tim Picerno, 105 yds receiving, vs. King's)
Allowed a kickoff return for a touchdown	10/22/2011 at Widener (LaQuan Robinson, 88 yds)
Had a safety	11/12/2011 vs. King's (Cory Homer sack)
Had safeties in consecutive games	11/14/2009 at Albright and 11/21/2009 vs. Salisbury
Allowed a safety	11/20/2010 at Johns Hopkins
Shut out an opponent	10/31/2009 (24-0 at Widener)
Was shut out by an opponent	9/9/2006 (10-0 at King's)
Finished with a tie score	9/13/1991 (19-19, at Johns Hopkins)
Won an overtime game	10/18/2008 (20-13 vs. Widener, 1 OT)
Lost an overtime game	9/29/2012 (40-37 vs. #18 Widener, 1 OT)
Did not commit a turnover	9/1/2012 at Montclair State (W 31-21)
Had no penalties	9/10/1993 (33-7 loss at Johns Hopkins)
Was penalized for 100 yards	9/4/2010 (10 for 140 yards vs. Gettysburg)
Defeated a ranked opponent	10/21/2000 (34-27, vs. #33 Susquehanna (by Don Hansen's Football Gazette))
Played a ranked opponent	9/29/2012 vs. #18 Widener (by d3football.com)
Trailed at halftime and won	10/8/11 at Albright (trailed 10-7, won 24-17)
Led at halftime and lost	10/9/2010 vs. Wilkes (led 21-3, lost 35-28 OT)
Played in rain	9/8/12 vs. Misericordia (W 47-7)
Played in snow	10/28/11 vs. Lycoming (L 7-10)
Played in 90°+ heat	9/1/2012 at Montclair (High temp: 90°, W 31-21)
Had a weather delay	9/8/12 vs. Misericordia (58 minutes, lightning, W 47-7)
Won by 1 point	9/2/2006 vs. Gettysburg (W 13-12)
Won by 5 or fewer points	9/22/2011 at Stevenson (W 31-28)
Won by 20-29 points	9/24/2011 vs. Stevenson (W 61-37)
Won by 30+ points	9/8/12 vs. Misericordia (W 47-7)
Lost by 1 point	11/14/2009 at Albright (L 44-43 2OT)
Lost by 5 or fewer points	9/29/12 vs. #18 Widener (L 37-40 OT)
Lost by 20-29 points	10/22/2011 at Delaware Valley (L 57-33)
Lost by 30+ points	11/20/2010 at Johns Hopkins (L 14-44)
Scored 40+	9/8/12 vs. Misericordia (W 47-7)
Scored 50+	11/12/11 vs. King's (W 54-7)
Scored 60+	9/24/11 vs. Stevenson (W 61-37)
Allowed 40+	9/29/12 vs. #18 Widener (L 37-40 OT)
Allowed 50+	10/22/11 at Widener (L 33-57)
Allowed 60+	9/20/03 vs. Widener (L 17-74)

2012 LVC Team Statistics

Team Statistics	LVC	OPP
SCORING	180	130
Points Per Game	30.0	21.7
FIRST DOWNS	122	123
Rushing	58	48
Passing	55	62
Penalty	9	13
RUSHING YARDAGE	1032	971
Yards gained rushing	1189	1087
Yards lost rushing	157	116
Rushing Attempts	271	227
Average Per Rush	3.8	4.3
Average Per Game	172.0	161.8
TDs Rushing	16	8
PASSING YARDAGE	1238	1387
Comp-Att-Int	84-149-6	115-198-9
Average Per Pass	8.3	7.0
Average Per Catch	14.7	12.1
Average Per Game	206.3	231.2
TDs Passing	6	8
TOTAL OFFENSE	2270	2358
Total Plays	420	425
Average Per Play	5.4	5.5
Average Per Game	378.3	393.0
KICK RETURNS: #-Yards	21-533	28-523
PUNT RETURNS: #-Yards	11-75	5-39
INT RETURNS: #-Yards	9-117	6-69
KICK RETURN AVERAGE	25.4	18.7
PUNT RETURN AVERAGE	6.8	7.8
INT RETURN AVERAGE	13.0	11.5
FUMBLES-LOST	7-3	7-2
PENALTIES-Yards	43-425	50-428
Average Per Game	70.8	71.3
PUNTS-Yards	22-752	26-930
Average Per Punt	34.2	35.8
Net punt average	31.3	31.0
TIME OF POSSESSION/Game	30:18	29:28
3RD-DOWN Conversions	32/86	31/89
3rd-Down Pct	37%	35%
4TH-DOWN Conversions	10/17	8/18
4th-Down Pct	59%	44%
SACKS BY-Yards	8-42	8-58
MISC YARDS	-9	0
TOUCHDOWNS SCORED	24	18
FIELD GOALS-ATTEMPTS	5-8	1-6
ON-SIDE KICKS	0-1	1-2
RED-ZONE SCORES	(23-32) 72%	(12-20) 60%
RED-ZONE TOUCHDOWNS	(18-32) 56%	(11-20) 55%
PAT-ATTEMPTS	(21-23) 91%	(13-15) 87%
ATTENDANCE	9300	4524
Games/Avg Per Game	3/3100	3/1508
Neutral Site Games		0/0

Score by Quarters	1st	2nd	3rd	4th	OT	Total
Lebanon Valley	24	60	51	45	0	180
Opponents	14	35	27	51	3	130

2012 LVC Offensive Statistics

Rushing	gp	att	gain	loss	net	avg	td	lg	avg/g
Pete Panichi	6	110	554	16	538	4.9	0	46	89.7
Evan Fink	6	49	161	2	159	3.2	11	15	26.5
Conrad Heisey	6	37	149	19	130	3.5	1	20	21.7
Brian Murphy	4	18	103	27	76	4.2	1	22	19.0
Tanner Link	2	11	67	0	67	6.1	0	14	33.5
Alex Kirchner	5	4	34	0	34	8.5	1	19	6.8
Brendan Kain	4	7	31	2	29	4.1	1	18	7.2
Kenny King	1	5	23	0	23	4.6	1	11	23.0
Matt Richmond	5	5	25	3	22	4.4	0	10	4.4
Jake Zeigler	6	1	12	0	12	12.0	0	12	2.0
Tyler Dean	6	0	6	0	6	0.0	0	0	1.0
JP Gething	1	4	10	7	3	0.8	0	8	3.0
Darryl Sweeper	6	1	0	1	-1	-1.0	0	0	-0.2
Sam Colletts	6	1	0	17	-17	-17.0	0	0	-2.8
TEAM	4	9	0	17	-17	-1.9	0	0	-4.2
Leo Kyte	6	9	14	46	-32	-3.6	0	10	-5.3
Total	6	271	1189	157	1032	3.8	16	46	172.0
Opponents	6	227	1087	116	971	4.3	8	61	161.8

Passing	gp	effic	comp-att-int	pct	yds	td	lg	avg/g
Leo Kyte	6	130.19	68-122-5	55.7	1004	5	75	167.3
Brian Murphy	4	142.14	16-26-1	61.5	234	1	57	58.5
Jake Zeigler	6	0.00	0-1-0	0.0	0	0	0	0.0
Total	6	131.40	84-149-6	56.4	1238	6	75	206.3
Opponents	6	121.17	115-198-9	58.1	1387	8	59	231.2

Receiving	gp	no.	yds	avg	td	lg	avg/g
Joey Miller	6	29	464	16.0	5	75	77.3
Jake Zeigler	6	27	389	14.4	1	43	64.8
Yahya McIntyre	6	8	108	13.5	0	43	18.0
Pete Panichi	6	8	68	8.5	0	31	11.3
Nate Myers	6	4	57	14.2	0	16	9.5
Conrad Heisey	6	2	75	37.5	0	57	12.5
Kelly Saylor	3	2	16	8.0	0	9	5.3
Nate Luckenbill	3	2	14	7.0	0	9	4.7
Mike Smith	2	1	41	41.0	0	41	20.5
Darryl Sweeper	6	1	6	6.0	0	6	1.0
Total	6	84	1238	14.7	6	75	206.3
Opponents	6	115	1387	12.1	8	59	231.2

Punt Returns	no.	yds	avg	td	lg
Matt Richmond	5	56	11.2	0	18
Kelly Salor	2	7	3.5	0	5
Bryan Ek	2	11	5.5	0	8
Kelly Saylor	2	1	0.5	0	0
Total	11	75	6.8	0	18
Opponents	5	39	7.8	0	16

Interceptions	no.	yds	avg	td	lg
Zach Wierman	2	17	8.5	0	17
Ian Bond	1	0	0.0	0	0
Zach Halpin	1	9	9.0	1	9
Nate Kauffman	1	45	45.0	0	45
Jared Cicero	1	12	12.0	0	12
Josh Borreli	1	30	30.0	1	30
Derek Nye	1	0	0.0	0	0
Jerome Duncan	1	4	4.0	0	4
Total	9	117	13.0	2	45
Opponents	6	69	11.5	2	64

Kick Returns	no.	yds	avg	td	lg
Matt Richmond	13	370	28.5	0	54
Bryan Ek	3	51	17.0	0	19
Tanner Link	2	84	42.0	0	57
Trevor St. Clair	1	11	11.0	0	11
David Kennedy	1	11	11.0	0	11
Drew Murphy	1	6	6.0	0	6
Total	21	533	25.4	0	57
Opponents	28	523	18.7	0	33

Fumble Returns	no.	yds	avg	td	lg
Total	0	0	0.0	0	0
Opponents	0	0	0.0	0	0

2012 LVC Offensive Statistics

Scoring	td	fg	PAT				dxd	saf	pts
			kick	rush	rcv	pass			
Evan Fink	11	-	-	-	-	-	-	66	
Sean Fakete	-	5-8	21-23	-	-	-	-	36	
Joey Miller	5	-	-	-	-	-	-	30	
Jake Zeigler	1	-	-	-	-	0-1	-	6	
Josh Borreli	1	-	-	-	-	-	-	6	
Kenny King	1	-	-	-	-	-	-	6	
Brian Murphy	1	-	-	-	-	-	-	6	
Conrad Heisey	1	-	-	-	-	-	-	6	
Zach Halpin	1	-	-	-	-	-	-	6	
Brendan Kain	1	-	-	-	-	-	-	6	
Alex Kirchner	1	-	-	-	-	-	-	6	
Total	24	5-8	21-23	-	-	0-1	-	180	
Opponents	18	1-6	13-15	1-1	2	2-2	-	130	

Total Offense	g	plays	rush	pass	total	avg/g
Leo Kyte	6	131	-32	1004	972	162.0
Pete Panichi	6	110	538	0	538	89.7
Brian Murphy	4	44	76	234	310	77.5
Evan Fink	6	49	159	0	159	26.5
Conrad Heisey	6	37	130	0	130	21.7
Tanner Link	2	11	67	0	67	33.5
Alex Kirchner	5	4	34	0	34	6.8
Brendan Kain	4	7	29	0	29	7.2
Kenny King	1	5	23	0	23	23.0
Matt Richmond	5	5	22	0	22	4.4
Jake Zeigler	6	2	12	0	12	2.0
Tyler Dean	6	0	6	0	6	1.0
JP Gething	1	4	3	0	3	3.0
Darryl Sweeper	6	1	-1	0	-1	-0.2
TEAM	4	9	-17	0	-17	-4.2
Sam Colletts	6	1	-17	0	-17	-2.8
Total	6	420	1032	1238	2270	378.3
Opponents	6	425	971	1387	2358	393.0

Field Goals	fg	pct.	01-19	20-29	30-39	40-49	50-99	lg	blk
Sean Fakete	5-8	62.5	0-0	4-5	1-3	0-0	0-0	35	1

FG Sequence	Lebanon Valley	Opponents
Montclair State	(24),32	41
Misericordia	-	-
Lycoming	(35),(28)	35
Stevenson	(28)	-
Widener	23,(28),30	(33)
Wilkes	-	45,35,27

Punting	no.	yds	avg	lg	tb	fc	i20	50+	blk
Jake Zeigler	22	752	34.2	53	1	7	7	1	0
Total	22	752	34.2	53	1	7	7	1	0
Opponents	26	930	35.8	65	2	4	8	2	0

Kickoffs	no.	yds	avg	tb	ob	retn	net	ydln
Sean Fakete	34	1991	58.6	6	0			
Total	34	1991	58.6	6	0	18.7	38.8	26
Opponents	22	1188	54.0	0	1	25.4	29.8	35

Numbers in (parentheses) indicate field goal was made.

2012 LVC Defensive Statistics

#	Defensive Leaders	gp	Tackles			tfl/yds	Sacks no-yds	Pass defense			Fumbles		blkd	
			ua	a	tot			int-yds	brup	qbh	rcv-yds	ff	kick	saf
51	Joey Scerbo	6	20	18	38	3.0-7	1.0-5	.	.	3
98	Kevin Smith	6	12	22	34	3.0-10	1.5-8	.	1	3
52	David Kennedy	6	19	11	30	2.5-12	1.0-8	.	.	1
40	DJ Poligone	6	15	14	29	1.5-2	1.0-2	.	3	3
9	Jerome Duncan	6	14	11	25	0.5-1	.	1-4	4	.	.	.	1	.
96	Andrew Burkholder	6	16	7	23	0.5-3	.	.	1	1	1-0	.	.	.
14	Bryan Kasper	6	10	13	23
48	Ian Bond	6	7	14	21	2.0-3	.	1-0	1
22	Jared Cicero	5	13	8	21	.	.	1-12	2	.	.	1	.	.
54	Todd Mika	6	11	7	18	1.0-1
36	Josh Borreli	6	11	7	18	2.5-4	.	1-30	2	.	1-0	1	.	.
95	Zach Halpin	6	7	11	18	.	.	1-9	1	3
8	Nate Kauffman	5	8	9	17	.	.	1-45	1
29	Derek Nye	6	10	6	16	0.5-1	.	1-0	1
47	Ryan Melley	4	11	5	16	0.5-2	.	.	1
19	Dachonn Johnson	6	8	7	15	.	.	.	1
16	Zach Wierman	6	10	4	14	.	.	2-17	2
35	John Harsch	5	4	7	11	1.5-31	0.5-3
45	Erik Schmeck	5	5	4	9	.	.	.	1
43	Mike Mullen	5	3	3	6	0.5-1
30	Matt Morell	6	5	.	5	1.0-4	1.0-4
33	Drew Murphy	6	2	2	4	0.5-1	.	.	.	1
86	Trevor St. Clair	6	1	2	3
71	Andrew Livingston	5	2	1	3	0.5-2	0.5-2
80	Jacob Heaton	1	2	.	2	1.0-8	1.0-8
7	Yahya McIntyre	6	2	.	2
39	Evan Fink	6	.	2	2
59	Richie Batz	2	1	1	2	0.5-2
27	Mike Pugh	5	1	1	2	1	.	.
34	Bobby Conlon	1	.	1	1
66	Tony Shearer	3	.	1	1	0.5-0
61	Alec Bowers	1	1	.	1
37	Bryan Ek	5	1	.	1
46	Eric Leymeister	4	.	1	1
2	Kyle Wenger	4	1	.	1
32	DJ Johnson	4	.	1	1
53	Kyle Pfirman	3	.	1	1	0.5-2	0.5-2
60	Aaron Cummins	2	1	.	1
74	Brad Frederick	2	1	.
Total		6	234	202	436	24-97	8-42	9-117	22	15	2-0	3	2	.
Opponents		6	237	204	441	37-112	8-58	6-69	18	6	3-0	3	2	.

Week 1 - Lebanon Valley at Montclair State (Sept. 1, 2012)

	LVC	MSU
Score	31	21
FIRST DOWNS	13	23
RUSHES-YARDS (NET)	47-170	27-75
PASSING YDS (NET)	118	348
Passes Att-Comp-Int	20-8-0	45-27-3
TOTAL OFFENSE PLAYS-YARDS	67-288	72-423
Fumble Returns-Yards	0-0	0-0
Punt Returns-Yards	2-18	1-16
Kickoff Returns-Yards	3-83	6-111
Interception Returns-Yards	3-75	0-0
Punts (Number-Avg)	5-35.2	3-31.0
Fumbles-Lost	0-0	1-1
Penalties-Yards	7-79	13-102
Possession Time	29:29	30:31
Third-Down Conversions	4 of 17	3 of 13
Fourth-Down Conversions	3 of 4	1 of 3
Red-Zone Scores-Chances	3-5	2-4

Lebanon Valley

Rushing	No.	Gain	Loss	Net	TD	Lg	Avg
Pete Panichi	26	138	1	137	0	46	5.3
Conrad Heisey	8	29	0	29	1	6	3.6
Evan Fink	9	23	0	23	1	4	2.6
Brendan Kain	1	0	1	-1	0	0	-1.0

Passing	C-A-I	Yds	TD	Long	Sack
Leo Kyte	8-20-0	118	1	35	3

Receiving	No.	Yards	TD	Long
Jake Zeigler	4	43	0	30
Joey Miller	2	41	1	35
Conrad Heisey	1	18	0	18
Nate Myers	1	16	0	16

Punting	No.	Yds	Avg	Long	In20	TB
Jake Zeigler	5	176	35.2	48	0	1

Punt Returns	No.	Yards	TD	Long
Bryan Ek	1	8	0	8
Matt Richmond	1	10	0	10

Kick Returns	No.	Yards	TD	Long
Matt Richmond	3	83	0	34

Tackles	UA-A	Total	Sacks	TFL
Josh Borreli	5-2	7	0.0	0.0
Jared Cicero	5-1	6	0.0	0.0
Jerome Duncan	4-1	5	0.0	0.0
Nate Kauffman	4-1	5	0.0	0.0

Montclair State

Rushing	No.	Gain	Loss	Net	TD	Lg	Avg
A.J. Scoppa	16	65	6	59	0	28	3.7
Drew Cathey	9	39	13	26	0	15	2.9
Bill Roman	1	18	0	18	0	18	18.0
Steve Hellings	1	0	28	-28	0	0	-28.0

Passing	C-A-I	Yds	TD	Long	Sack
Drew Cathey	27-45-3	348	3	59	2

Receiving	No.	Yards	TD	Long
Vin Fischer	9	132	2	59
Kevin Grady	9	115	1	36
Bryan Ogden	7	86	0	20
Omar Morales	1	8	0	8

Punting	No.	Yds	Avg	Long	In20	TB
Steve Hellings	3	93	31.0	32	0	0

Punt Returns	No.	Yards	TD	Long
Patt Caggiano	1	16	0	16

Kick Returns	No.	Yards	TD	Long
A.J. Scoppa	3	58	0	21
William Merz	2	28	0	15

Tackles	UA-A	Total	Sacks	TFL
Adnan Sakiri	8-11	19	1.0	2.0
Bill Shimko	5-4	9	0.0	0.0
Dan Avento	4-5	9	0.0	0.0
Marc Aspinwall	5-3	8	0.0	1.0

Qtr	Time	Scoring Play	V-H
1st	01:49	LVC - Conrad Heisey 1 yd run (Sean Fakete kick), 11-76 5:29	7 - 0
2nd	13:22	MSU - Vin Fischer 59 yd pass from Drew Cathey (John Schubert kick), 3-71 1:20	7 - 7
	10:24	LVC - Sean Fakete 24 yd field goal, 6-55 2:42	10 - 7
	05:28	LVC - Joey Miller 35 yd pass from Leo Kyte (Sean Fakete kick), 6-72 2:12	17 - 7
3rd	05:54	LVC - Evan Fink 3 yd run (Sean Fakete kick), 1-5 0:06	24 - 7
	03:35	MSU - Kevin Grady 20 yd pass from Drew Cathey (John Schubert kick), 5-64 2:12	24 - 14
4th	13:01	LVC - Josh Borreli 30 yd interception return (Sean Fakete kick)	31 - 14
	06:25	MSU - Vin Fischer 15 yd pass from Drew Cathey (John Schubert kick), 6-51 1:47	31 - 21

Week 2 - Lebanon Valley vs. Misericordia (Sept. 8, 2012)

	MIFB	LVC
Score	7	47
FIRST DOWNS	14	29
RUSHES-YARDS (NET)	35-135	49-235
PASSING YDS (NET)	109	318
Passes Att-Comp-Int	24-14-0	28-19-1
TOTAL OFFENSE PLAYS-YARDS	59-244	77-553
Fumble Returns-Yards	0-0	0-0
Punt Returns-Yards	0-0	3-32
Kickoff Returns-Yards	7-110	2-54
Interception Returns-Yards	1-0	0-0
Punts (Number-Avg)	7-36.1	2-32.0
Fumbles-Lost	1-0	2-1
Penalties-Yards	4-20	6-60
Possession Time	28:10	31:50
Third-Down Conversions	2 of 13	8 of 13
Fourth-Down Conversions	1 of 3	1 of 2
Red-Zone Scores-Chances	1-2	5-6

Misericordia

Rushing	No.	Gain	Loss	Net	TD	Lg	Avg
C Lamoreaux	9	75	0	75	0	47	8.3
B Delgado	6	38	0	38	0	20	6.3
J Puckett	11	39	18	21	0	12	1.9
R Custodio	5	16	10	6	0	8	1.2

Passing	C-A-I	Yds	TD	Long	Sack
J Puckett	14-23-0	109	1	17	3
C Washo	0-1-0	0	0	0	0

Receiving	No.	Yards	TD	Long
P Brace	6	45	0	13
S Johnson	2	21	0	15
T Rowe	2	14	0	8
M Barber	1	17	0	17

Punting	No.	Yds	Avg	Long	In20	TB
C Wall	7	253	36.1	63	2	0

Punt Returns	No.	Yards	TD	Long

Kick Returns	No.	Yards	TD	Long
P Brace	7	110	0	25

Tackles	UA-A	Total	Sacks	TFL
K Gildea	5-1	6	0.0	0.0
J Weber	3-3	6	0.0	0.0
H Pates	2-3	5	0.0	0.0
M Comerford	2-3	5	0.0	0.0

Lebanon Valley

Rushing	No.	Gain	Loss	Net	TD	Lg	Avg
Pete Panichi	12	74	1	73	0	14	6.1
Conrad Heisey	6	33	0	33	0	16	5.5
Brendan Kain	4	31	0	31	1	18	7.8
Evan Fink	5	24	0	24	2	15	4.8

Passing	C-A-I	Yds	TD	Long	Sack
Leo Kyte	13-20-1	173	1	37	0
Brian Murphy	6-8-0	145	1	57	0

Receiving	No.	Yards	TD	Long
Joey Miller	5	81	1	37
Jake Zeigler	4	82	1	24
Yahya McIntyre	4	27	0	14
Pete Panichi	2	8	0	5

Punting	No.	Yds	Avg	Long	In20	TB
Jake Zeigler	2	64	32.0	35	0	0

Punt Returns	No.	Yards	TD	Long
Matt Richmond	3	32	0	18

Kick Returns	No.	Yards	TD	Long
Bryan Ek	1	17	0	17
Matt Richmond	1	37	0	37

Tackles	UA-A	Total	Sacks	TFL
David Kennedy	3-2	5	1.0	2.0
Andrew Burkholde	3-2	5	0.0	0.0
DJ Poligone	3-1	4	1.0	1.0
Derek Nye	2-2	4	0.0	0.0

Qtr	Time	Scoring Play	V-H
1st	04:53	LVC - Joey Miller 22 yd pass from Leo Kyte (Sean Fakete kick), 12-85 6:19	0 - 7
2nd	08:42	LVC - Evan Fink 3 yd run (Sean Fakete kick), 11-95 4:38	0 - 14
	04:27	LVC - Jake Zeigler 24 yd pass from Brian Murphy (Sean Fakete kick failed), 4-52 1:40	0 - 20
	00:42	LVC - Evan Fink 2 yd run (Sean Fakete kick), 9-50 1:38	0 - 27
3rd	07:17	LVC - Brendan Kain 18 yd run (Sean Fakete kick), 9-64 3:34	0 - 34
	05:14	MIFB - D Lucchesi 1 yd pass from J Puckett (S Clemson kick), 5-77 1:56	7 - 34
	03:30	LVC - Kenny King 2 yd run (Jake Zeigler pass failed), 5-65 1:38	7 - 40
4th	06:36	LVC - Alex Kirchner 1 yd run (Sean Fakete kick), 8-76 4:09	7 - 47

Week 3 - Lebanon Valley at Lycoming (Sept. 15, 2012)

	LVC	LYCO
Score	13	21
FIRST DOWNS	17	21
RUSHES-YARDS (NET)	30-90	47-207
PASSING YDS (NET)	194	168
Passes Att-Comp-Int	33-19-1	23-15-1
TOTAL OFFENSE PLAYS-YARDS	63-284	70-375
Fumble Returns-Yards	0-0	0-0
Punt Returns-Yards	0-0	1-6
Kickoff Returns-Yards	4-86	3-67
Interception Returns-Yards	1-12	1-0
Punts (Number-Avg)	4-34.5	5-31.8
Fumbles-Lost	2-1	0-0
Penalties-Yards	9-81	9-85
Possession Time	25:24	34:18
Third-Down Conversions	4 of 14	10 of 17
Fourth-Down Conversions	1 of 2	0 of 0
Red-Zone Scores-Chances	3-4	1-2

Lebanon Valley

Rushing	No.	Gain	Loss	Net	TD	Lg	Avg
Pete Panichi	12	47	2	45	0	11	3.8
Evan Fink	8	29	0	29	0	7	3.6
Brian Murphy	6	32	9	23	0	22	3.8
Conrad Heisey	1	3	0	3	0	3	3.0

Passing	C-A-I	Yds	TD	Long	Sack
Leo Kyte	14-26-1	169	1	44	1
Brian Murphy	5-7-0	25	0	11	1

Receiving	No.	Yards	TD	Long
Joey Miller	9	107	1	44
Jake Zeigler	6	67	0	22
Pete Panichi	4	20	0	12

Punting	No.	Yds	Avg	Long	In20	TB
Jake Zeigler	4	138	34.5	38	2	0

Punt Returns	No.	Yards	TD	Long

Kick Returns	No.	Yards	TD	Long
Bryan Ek	2	34	0	19
Matt Richmond	2	52	0	30

Tackles	UA-A	Total	Sacks	TFL
Ryan Melley	7-4	11	0.0	0.0
David Kennedy	5-4	9	0.0	0.0
DJ Poligone	3-5	8	0.0	0.0
Joey Scerbo	2-5	7	0.0	0.0

Lycoming

Rushing	No.	Gain	Loss	Net	TD	Lg	Avg
C. Needhammer	15	102	1	101	1	61	6.7
Parker Showers	22	72	1	71	1	7	3.2
Tyler Jenny	4	26	0	26	0	13	6.5
Matt Atkinson	4	12	0	12	0	5	3.0

Passing	C-A-I	Yds	TD	Long	Sack
Tyler Jenny	15-23-1	168	1	47	0

Receiving	No.	Yards	TD	Long
John Sibel	5	40	0	12
Jarrin Campman	4	74	1	47
Matt Atkinson	2	27	0	15
Ryan Umpleby	2	12	0	7

Punting	No.	Yds	Avg	Long	In20	TB
Zack Czap	5	159	31.8	37	3	1

Punt Returns	No.	Yards	TD	Long
Jarrin Campman	1	6	0	6

Kick Returns	No.	Yards	TD	Long
Parker Showers	2	52	0	33
C. Needhammer	1	15	0	15

Tackles	UA-A	Total	Sacks	TFL
Kabongo Bukasa	2-5	7	0.0	1.0
Matt Talerico	5-1	6	0.0	1.0
Tanner Troutman	4-2	6	0.0	0.0
Corey Schuster	2-4	6	0.0	0.0

Qtr	Time	Scoring Play	V-H
1st	01:05	LVC - Sean Fakete 35 yd field goal, 7-37 3:03	3 - 0
2nd	14:53	LYCO - Jarrin Campman 47 yd pass from Tyler Jenny (Zack Czap kick), 3-73 1:04	3 - 7
	09:31	LYCO - Parker Showers 1 yd run (Zack Czap kick), 7-25 3:42	3 - 14
	04:15	LVC - Joey Miller 9 yd pass from Leo Kyte (Sean Fakete kick), 7-60 2:36	10 - 14
3rd	03:18	LYCO - C. Needhammer 61 yd run (Zack Czap kick), 1-61 0:12	10 - 21
4th	02:16	LVC - Sean Fakete 28 yd field goal, 15-88 2:55	13 - 21

Week 4 - Lebanon Valley at Stevenson (Sept. 22, 2012)

	LVC	STE
Score	31	28
FIRST DOWNS	21	18
RUSHES-YARDS (NET)	60-293	28-126
PASSING YDS (NET)	64	293
Passes Att-Comp-Int	11-5-1	32-19-1
TOTAL OFFENSE PLAYS-YARDS	71-357	60-419
Fumble Returns-Yards	0-0	0-0
Punt Returns-Yards	2-7	1-13
Kickoff Returns-Yards	4-149	3-61
Interception Returns-Yards	1-9	1-0
Punts (Number-Avg)	2-34.5	4-43.8
Fumbles-Lost	1-0	1-0
Penalties-Yards	7-80	9-70
Possession Time	33:13	26:47
Third-Down Conversions	8 of 14	5 of 12
Fourth-Down Conversions	1 of 3	0 of 2
Red-Zone Scores-Chances	4-6	3-3

Lebanon Valley

Rushing	No.	Gain	Loss	Net	TD	Lg	Avg
Pete Panichi	20	108	3	105	0	14	5.2
Tanner Link	9	58	0	58	0	14	6.4
Brian Murphy	8	60	5	55	1	17	6.9
Evan Fink	11	39	1	38	2	13	3.5

Passing	C-A-I	Yds	TD	Long	Sack
Brian Murphy	5-10-1	64	0	20	0
Jake Zeigler	0-1-0	0	0	0	0

Receiving	No.	Yards	TD	Long
Nate Myers	2	25	0	15
Yahya McIntyre	1	20	0	20
Jake Zeigler	1	10	0	10
Joey Miller	1	9	0	9

Punting	No.	Yds	Avg	Long	In20	TB
Jake Zeigler	2	69	34.5	40	1	0

Punt Returns	No.	Yards	TD	Long
Kelly Salor	2	7	0	5

Kick Returns	No.	Yards	TD	Long
Tanner Link	2	84	0	57
David Kennedy	1	11	0	11

Tackles	UA-A	Total	Sacks	TFL
Kevin Smith	3-4	7	1.0	1.0
Joey Scerbo	3-3	6	1.0	1.0
Nate Kauffman	3-3	6	0.0	0.0
Bryan Kasper	2-3	5	0.0	0.0

Stevenson

Rushing	No.	Gain	Loss	Net	TD	Lg	Avg
K.K. Smith	22	120	7	113	1	20	5.1
Anthony Reid	5	33	8	25	1	20	5.0
John Gasparovic	1	-10	2	-12	0	0	-12.0

Passing	C-A-I	Yds	TD	Long	Sack
John Gasparovic	13-17-1	190	2	17	1
Anthony Reid	6-15-0	103	0	52	1

Receiving	No.	Yards	TD	Long
Jeromie Miller	6	96	0	36
Travis Douglas	4	31	0	11
Jae DeShields	2	57	0	52
Max Wilson	2	11	0	7

Punting	No.	Yds	Avg	Long	In20	TB
Charlie Cornell	4	175	43.8	65	1	0

Punt Returns	No.	Yards	TD	Long
Jeromie Miller	1	13	0	13

Kick Returns	No.	Yards	TD	Long
Kevin Bunton	2	33	0	17
Brandon Dawson	1	28	0	28

Tackles	UA-A	Total	Sacks	TFL
Tyren Pinkett	5-11	16	0.0	0.0
Byron Barnes	5-4	9	0.0	3.0
Moses Anoh	3-6	9	0.0	0.5
Razonte Dunn	3-6	9	0.0	0.5

Qtr	Time	Scoring Play	V-H
1st	06:54	LVC - Evan Fink 1 yd run (Sean Fakete kick), 9-76 3:47	7 - 0
	01:37	STE - Anthony Reid 20 yd run (Charlie Cornell kick), 2-72 0:33	7 - 7
2nd	12:41	LVC - Brian Murphy 16 yd run (Sean Fakete kick), 7-33 3:47	14 - 7
	01:27	LVC - Sean Fakete 28 yd field goal, 10-34 3:18	17 - 7
3rd	06:31	STE - K.K. Smith 1 yd run (Charlie Cornell kick failed), 11-58 6:40	17 - 13
	02:29	LVC - Evan Fink 2 yd run (Sean Fakete kick), 8-42 3:53	24 - 13
4th	14:04	STE - Jarrett Bragg 5 yd pass from John Gasparovic (Jae DeShields pass from John Gasparovic), 8-68 3:17	24 - 21
	08:55	LVC - Zach Halpin 9 yd interception return (Sean Fakete kick)	31 - 21
	00:32	STE - K.K. Smith 76 yd pass from John Gasparovic (Charlie Cornell kick), 1-83 0:17	31 - 28

Week 5 - Lebanon Valley vs. #18 Widener (Sept. 29, 2012)

	WID	LVC
Score	40	37
FIRST DOWNS	21	24
RUSHES-YARDS (NET)	41-192	44-116
PASSING YDS (NET)	257	395
Passes Att-Comp-Int	37-22-3	38-23-2
TOTAL OFFENSE PLAYS-YARDS	78-449	82-511
Fumble Returns-Yards	0-0	0-0
Punt Returns-Yards	1-4	2-17
Kickoff Returns-Yards	5-93	6-144
Interception Returns-Yards	2-69	3-4
Punts (Number-Avg)	2-36.0	2-32.5
Fumbles-Lost	2-1	2-1
Penalties-Yards	9-90	4-30
Possession Time	26:10	33:50
Third-Down Conversions	3 of 15	4 of 16
Fourth-Down Conversions	5 of 8	4 of 6
Red-Zone Scores-Chances	3-4	5-8

Widener

Rushing	No.	Gain	Loss	Net	TD	Lg	Avg
T. Morrison	5	49	0	49	0	20	9.8
Chris Haupt	8	48	0	48	0	11	6.0
Tevin Campbell	5	36	1	35	0	30	7.0
Dante Pergolese	7	28	1	27	0	10	3.9

Passing	C-A-I	Yds	TD	Long	Sack
Chris Haupt	22-37-3	257	1	38	0

Receiving	No.	Yards	TD	Long
Philip Ragona	6	61	0	22
Couve LaFate	4	25	0	9
Anthony Davis	3	65	0	38
Steve Marrero	3	28	0	17

Punting	No.	Yds	Avg	Long	In20	TB
James McFadden	2	72	36.0	40	0	0

Punt Returns	No.	Yards	TD	Long
Anthony Davis	1	4	0	4

Kick Returns	No.	Yards	TD	Long
Anthony Davis	3	67	0	30
Alec Wrieth	1	11	0	11

Tackles	UA-A	Total	Sacks	TFL
J.Wojceichowski	5-4	9	0.0	2.0
Shakore Philip	7-0	7	0.0	3.0

Lebanon Valley

Rushing	No.	Gain	Loss	Net	TD	Lg	Avg
Pete Panichi	22	92	5	87	0	21	4.0
Conrad Heisey	8	32	7	25	0	20	3.1
Evan Fink	8	14	1	13	3	7	1.6
Alex Kirchner	1	3	0	3	0	3	3.0

Passing	C-A-I	Yds	TD	Long	Sack
Leo Kyte	23-38-2	395	2	75	2

Receiving	No.	Yards	TD	Long
Joey Miller	11	182	2	75
Jake Zeigler	8	121	0	43
Pete Panichi	2	40	0	31
Yahya McIntyre	1	43	0	43

Punting	No.	Yds	Avg	Long	In20	TB
Jake Zeigler	2	65	32.5	34	2	0

Punt Returns	No.	Yards	TD	Long
Kelly Saylor	1	3	0	0
Matt Richmond	1	14	0	14

Kick Returns	No.	Yards	TD	Long
Matt Richmond	6	144	0	36

Tackles	UA-A	Total	Sacks	TFL
Kevin Smith	3-5	8	0.0	0.0
Jared Cicero	5-2	7	0.0	0.0

Qtr	Time	Scoring Play	V-H
1st	08:24	WID - Ameer Sorrell 5 yd interception return (James McFadden kick)	7 - 0
2nd	05:35	WID - Tyler Rank 1 yd run (James McFadden kick), 5-76 1:32	14 - 0
	05:16	LVC - Joey Miller 75 yd pass from Leo Kyte (Sean Fakete kick), 1-75 0:14	14 - 7
	02:17	WID - Connor Schlegel 30 yd pass from Chris Haupt (James McFadden kick), 10-56 2:53	21 - 7
	00:22	LVC - Joey Miller 5 yd pass from Leo Kyte (Sean Fakete kick blockd), 9-57 1:48	21 - 13
3rd	11:35	LVC - Evan Fink 1 yd run (Sean Fakete kick), 8-68 3:18	21 - 20
	06:19	LVC - Sean Fakete 28 yd field goal, 6-64 2:06	21 - 23
4th	11:19	LVC - Evan Fink 3 yd run (Sean Fakete kick), 4-28 1:38	21 - 30
	05:44	LVC - Evan Fink 7 yd run (Sean Fakete kick), 10-39 5:22	21 - 37
	04:40	WID - Tyler Rank 1 yd run (Anthony Davis pass from Chris Haupt), 4-65 0:57	29 - 37
	02:11	WID - Colin Masterson 64 yd interception return (Couve LaFate rush)	37 - 37
OT	15:00	WID - James McFadden 33 yd field goal, 4-9 0:00	40 - 37

Week 7 - Lebanon Valley vs. Wilkes (Oct. 13, 2012)

	WUFB	LVC
Score	13	21
FIRST DOWNS	26	18
RUSHES-YARDS (NET)	49-236	41-128
PASSING YDS (NET)	212	149
Passes Att-Comp-Int	37-18-1	19-10-1
TOTAL OFFENSE PLAYS-YARDS	86-448	60-277
Fumble Returns-Yards	0-0	0-0
Punt Returns-Yards	1-0	2-1
Kickoff Returns-Yards	4-81	2-17
Interception Returns-Yards	1-0	1-17
Punts (Number-Avg)	5-35.6	7-34.3
Fumbles-Lost	2-0	0-0
Penalties-Yards	6-61	10-95
Possession Time	30:50	28:03
Third-Down Conversions	8 of 19	4 of 12
Fourth-Down Conversions	1 of 2	0 of 0
Red-Zone Scores-Chances	2-5	3-3

Wilkes

Rushing	No.	Gain	Loss	Net	TD	Lg	Avg
Tyler Berntsen	17	103	1	102	2	20	6.0
Patrick Ingulli	12	51	2	49	0	14	4.1
Calvin Garvin	10	35	0	35	0	8	3.5
Andrew Regan	4	25	0	25	0	14	6.2

Passing	C-A-I	Yds	TD	Long	Sack
Alex George	9-22-1	78	0	18	0
Tyler Berntsen	9-15-0	134	0	19	0

Receiving	No.	Yards	TD	Long
Tim Bousson	4	65	0	17
Justin Pellowsk	4	43	0	18
Patrick Ingulli	3	12	0	6
Payton Bachman	2	35	0	18

Punting	No.	Yds	Avg	Long	In20	TB
Jordan Fredo	5	178	35.6	45	2	1

Punt Returns	No.	Yards	TD	Long
Payton Bachman	1	0	0	0

Kick Returns	No.	Yards	TD	Long
Justin Pellowsk	2	38	0	20
Payton Bachman	1	26	0	26

Tackles	UA-A	Total	Sacks	TFL
T. Moore-Jacobs	6-2	8	0.0	1.0
DJ Shuttleworth	6-1	7	0.0	2.0
Jason Ugwu	6-1	7	1.0	2.0
Dylan Mohring	5-0	5	0.0	1.0

Lebanon Valley

Rushing	No.	Gain	Loss	Net	TD	Lg	Avg
Pete Panichi	18	95	4	91	0	17	5.1
Evan Fink	8	32	0	32	3	14	4.0
Alex Kirchner	1	11	0	11	0	11	11.0
Conrad Heisey	8	17	7	10	0	12	1.2

Passing	C-A-I	Yds	TD	Long	Sack
Leo Kyte	10-18-1	149	0	44	0
Brian Murphy	0-1-0	0	0	0	1

Receiving	No.	Yards	TD	Long
Jake Zeigler	4	66	0	27
Yahya McIntyre	2	18	0	9
Kelly Saylor	2	16	0	9
Joey Miller	1	44	0	44

Punting	No.	Yds	Avg	Long	In20	TB
Jake Zeigler	7	240	34.3	53	2	0

Punt Returns	No.	Yards	TD	Long
Bryan Ek	1	3	0	3
Kelly Saylor	1	-2	0	0

Kick Returns	No.	Yards	TD	Long
Drew Murphy	1	6	0	6
Trevor St. Clair	1	11	0	11

Tackles	UA-A	Total	Sacks	TFL
Joey Scerbo	8-5	13	0.0	0.0
Kevin Smith	3-6	9	0.0	0.5
David Kennedy	6-2	8	0.0	0.5
Bryan Kasper	4-4	8	0.0	0.0

Qtr	Time	Scoring Play	V-H
3rd	06:58	LVC - Evan Fink 2 yd run (Sean Fakete kick), 7-75 3:22	0 - 7
	02:11	LVC - Evan Fink 14 yd run (Sean Fakete kick), 7-77 2:07	0 - 14
4th	13:51	WUFB - Tyler Berntsen 2 yd run (Jordan Fredo kick), 11-77 3:15	7 - 14
	11:00	LVC - Evan Fink 3 yd run (Sean Fakete kick), 6-65 2:45	7 - 21
	06:55	WUFB - Tyler Berntsen 5 yd run (Jordan Fredo kick failed), 11-63 4:00	13 - 21