# DUQUESNE FOOTBALL

## 2024 GAME NOTES / GAME 10 VS. WAGNER

DIRECTOR OF STRATEGIC COMMUNICATIONS [FOOTBALL]: JACOB DAVEY // DAVEYJ@DUQ.EDU // [O]: 412.396.5376 // [C]: 412.546.8407

### THE UNIVERSITY

| | |
|---|---|
| Name of School | Duquesne University |
| Street Address | 600 Forbes Avenue |
| Location | Pittsburgh, Pa. 15282 |
| Founded | 1878 by the Holy Ghost Fathers |
| Enrollment | 8,179 |
| Nickname | Dukes |
| School Colors | Red (PMS 200) and Blue (PMS 282) |
| Stadium | Arthur J. Rooney Field (4,300) |
| Playing Surface | FieldTurf |
| Affiliation | NCAA Football Championship Subdivision<br>32nd season in FCS |
| Conference | Northeast Conference<br>17th season in NEC |
| President | Ken Gormley (Pittsburgh '77) |
| VP of Athletics | Dave Harper (Wright State '92) |
| Athletic Dept. Phone | 412.396.6565 |
| Ticket Office Phone | 412.232.DUKE (3853) |
| University Website | www.duq.edu |
| Athletics Website | www.GoDuquesne.com |

### THE TEAM

| | |
|---|---|
| All-Time Record (97th season) | 467-336-19 (.580) |
| FCS Record (1993-current) | 224-117 (.657) |
| 2023 Record | 7-5 (6-1 NEC) |
| NEC All-Time Record | 70-41 |
| NEC All-Time Home/Road Record | 38-18 / 32-23 |
| NEC Titles (6) | 2011 (co), '13 (co), '15, '16 (co), '18 (co), '23 |
| NCAA FCS Playoffs (3) | 2015, '18, '23 |
| 2023 Position Starters Returning/Lost | 11/10 |
| 2023 Specialist Starters Returning/Lost | 3/0 |
| 2023 All-NEC Returning/Lost | 2/8 |

*1/3 (1st Team); 1/5 (2nd Team)*

### THE COACH

| | |
|---|---|
| Head Coach | Jerry Schmitt (Westminster '83) |
| Overall Record (25th season) | 155-106 (.594) |
| Record at Duquesne (20th season) | 127-85 (.599) |

*31st season on DU staff*

### ASSISTANT COACHES

| | |
|---|---|
| Anthony Doria | Offensive Coordinator/QBs |
| Mickey Jacobs | Defensive Coordinator/LBs |
| Luke Smith | WRs/Director of Operations |
| Mike Silianoff | Asst. Head Coach/Offensive Line |
| Hunter Geisel | Tight Ends/Run Game Coordinator |
| Colin Goodfellow | Special Teams Coordinator |
| Darnel Richardson | Defensive Backs |
| Garrett Mack | Defensive Line |
| DQ Jamison | Defensive Backs |
| Paul Grattan | Running Backs |
| Derik Abbott | Offensive Asst. / Pass Game Specialist |
| Jacob Sakk | Director of Player Personnel |
| Brock Dieter | Offensive Quality Control |
| Kaleb Tkacs | Offensive Student Assistant |
| John Swisher | Student Assistant |

### SUPPORT STAFF

| | |
|---|---|
| Kaleb Tkacs | Student Assistant |
| Jake Sweitzer | Head Equipment Manager |
| Anthony Longo | Director of Sports Performance |
| Kate Ashcraft | Athletic Trainer |
| Steven Labate | Athletic Trainer |
| Karlie Martin | Academic and Student Services |

### SOCIAL MEDIA

| | |
|---|---|
| X / Twitter | @DuqFB & @GoDuquesne |
| Instagram | @DuqFB & @GoDuquesne |
| Facebook | /DuqFootball & /GoDuquesne |

## GAME 10

### SAT., NOV. 16, 2024
### 12:00 PM
### PITTSBURGH, PA
### ROONEY FIELD

**Watch:** NEC Front Row
Tim Benz (Play by Play)
Ellis Cannon (Analyst)
**Listen:** FOX Sports Pittsburgh
104.7 FM (HD2) / 970 AM / iHeart Radio
Alex Panormios (pxp - 30th season)
Josh Taylor (analyst)

**Live Stats:** GoDuquesne.com/fbstats

**X (Twitter):** @DuqFB

### [NO. 22/21] DUQUESNE DUKES

| | |
|---|---|
| **Record** (streak) | 7-2, 4-0 NEC (W7) |
| **Last Game** | Sat. Nov. 9<br>W, 31-6 vs. Robert Morris |
| **Next Game** | Sat. Nov. 23 - 12 PM<br>at Central Conn. State |
| **Head Coach** | Jerry Schmitt |
| **Career Record** | 155-106 (25th season) |
| **Record at DU** | 127-85 (20th season) |
| **Alma Mater** | Westminster PA '83 |

### DUQUESNE LEADERS

| | |
|---|---|
| **Rushing** | JaMario Clements<br>141 att, 970 yds, 6 TD |
| **Passing** | Darius Perrantes<br>59% comp, 1649 yds, 6 int, 21 TD |
| **Receiving** | John Erby<br>38 rec, 552 yds, 6 TD |
| **Tackling** | CJ Barnes<br>45 tkl, 26 solos, 1.5 tfl, 1 int |
| **Sacks** | Jack Dunkley<br>8.5 sacks, 10.5 tfl, 22 tkl |
| **Interceptions** | Ty Howard<br>3 int |
| **Special Teams** | Brian Bruzdewicz<br>28-30 pat, 6-9 FG, 33 long |

### WAGNER SEAHAWKS

| | |
|---|---|
| **Record** (streak) | 4-6, 2-2 NEC (L2) |
| **Last Game** | Sat. Nov. 2<br>L, 14-24 at Central Conn. St. |
| **Next Game** | Sat. Nov. 23 - 12 PM<br>vs. LIU |
| **Head Coach** | Tom Masella |
| **Career Record** | 53-102 (15th season) |
| **Record at WAG** | 9-36 (5th season) |
| **Alma Mater** | Wagner '81 |

### WAGNER LEADERS

| | |
|---|---|
| **Rushing** | Rickey Spruill<br>106 att, 556 yds, 4 TD |
| **Passing** | Jake Cady<br>55% comp, 1407 yds, 7 int, 15 TD |
| **Receiving** | Jaylen Bonelli<br>40 rec, 633 yds, 5 TD |
| **Tackling** | Justin Reilly<br>62 tkl, 28 solo, 8.5 tfl, 3.0 sacks |
| **Sacks** | Jarel Liverpool<br>4.5 sacks, 8.0 tfl, 40 tkl |
| **Interceptions** | Davis / Ricci<br>3 int |
| **Special Teams** | Matthew Schwindt<br>11-11 PAT, 1-1 FG, 25 long |

### STATS COMPARISON

| DUQ | | WAG |
|---|---|---|
| 29.8 | Points Scored/G | 18.2 |
| 24.7 | Points Allowed/G | 21.5 |
| 36 (10/24/2) | TDs (Rush/Pass/DST) | 25 (7/18/0) |
| 374.7 | Yards/G | 298.7 |
| 332.2 | Yards Allowed/G | 297.9 |
| 169.2 | Rush Yards/G | 122.3 |
| 205.4 | Pass Yards/G | 176.4 |
| 30:54 | Time of Possession | 29:59 |
| 45% (52-116) | Third Down Off. | (29-130) 38% |
| 33% (36-110) | Opp. Third Down | (49-124) 40% |
| 29-34 (23) | Red Zone Scores-Att. (TD) | 18-25 (15) |

### SERIES HISTORY

| | |
|---|---|
| **Overall** | DUQ leads 14-5 |
| **At Rooney Field** | DUQ leads 6-1 |
| **Last** | DUQ (34) at WAG (26) - 11/4/23 |

*Dukes on 9-game win streak vs. Seahawks dating to 2015*

## OPENING KICKOFF

- Duquesne will look to **clinch at least a share of the 2024 Northeast Conference title** for the seventh time in program history and second back-to-back title since joining the league in 2008 ... A win for Duquesne clinches a share of the NEC title, while the NCAA FCS Playoff automatic bid can be secured if Duquesne wins and Robert Morris defeats Central Connecticut State ... If CCSU wins this week, the Dukes and Blue Devils will play a winner-take-all matchup next Saturday in New Britain for the league's automatic bid.

- Duquesne **moved up in the national rankings to No. 22 in the Stats Perform Poll and No. 21 in the AFCA Coaches Poll** ... It is the second straight week DU is in the top 25 after receiving votes for seven consecutive weeks prior ... This is the first season Duquesne is ranked since the spring 2021 campaign ... The No. 21 ranking in the coaches poll is tied for the highest the Dukes have been as NEC members (21st in 2018 final Stats Perform Poll).

- The Dukes are **one of four remaining unbeaten teams in FCS play** this season ... DU owns a 6-0 record versus FCS opponents this season, including a ranked win at then No. 21/20 Youngstown State in Week 3 ... Unbeaten FCS teams also include Montana State, North Dakota State and UC Davis.

- Duquesne rides a **seven-game win streak** into the contest, the longest for DU since 2017 ... Eight in a row would be the most as an NEC member and since an 11-0 regular season in 2002 ... The Dukes are **4-0 this season at Rooney Field** and will vie for their first unbeaten home season since 2015 ... DU has five unbeaten home conference slates at Rooney Field since 2010 ... A win would tie the 2023 team for the **best NEC start in program history** at 5-0.

- **John Erby** caught three first-half touchdowns and racked up a career-best 126 receiving yards to earn **NEC Offensive Player of the Week** after the Robert Morris win ... **Ty Howard** intercepted a pass in the red zone for the second straight week and extended his takeaway streak to four games, earning **NEC Defensive Player of the Week** ... The Dukes built a 21-0 halftime lead and DU cruised past RMU, 31-6, in the first matchup since 2019 last week ... DU's defense charted a season-high seven sacks and held the Colonials to 1-for-11 on third down.

- **Wagner** enters off a bye and with a 2-2 NEC mark falling to CCSU (24-14) and Robert Morris (21-14), while defeating Stonehill (28-7) and Saint Francis (14-0) ... The Seahawks allow just 13.0 points per game in NEC play - the fewest in the league - and have a pass defense that ranks top-10 in the FCS (158.6 yards/game) ... Offensively, Wagner has scored more than 14 points in just two of its nine D1 games.

- In NEC play, Duquesne is **averaging 41 points per game** (11.2 more than second-best) and allowing just 17 ppg.

## 2024 SCHEDULE

| | | | | | | | | | | |
|---|---|---|---|---|---|---|---|---|---|---|
| TOLEDO | AT BOSTON COLLEGE | AT #21/20 YOUNGSTOWN ST. | WEST VA. WESLEYAN | LIU* | AT SAINT FRANCIS* | AT STONEHILL* | MERCYHURST | ROBERT MORRIS* | WAGNER* | AT CCSU* |
| AUG. 29 (THU) | SEPT. 7 (SAT) | SEPT. 14 (SAT) | SEPT. 21 (SAT) | OCT. 5 (SAT) | OCT. 12 (SAT) | OCT. 26 (SAT) | NOV. 2 (SAT) | NOV. 9 (SAT) | NOV. 16 (SAT) | NOV. 23 (SAT) |
| L, 49-10 | L, 56-0 | W, 28-25 | W, 35-0 | W, 47-21 | W, 38-7 | W, 48-34 | W, 31-24 | W, 31-6 | 12:00 PM | 12:00 PM |
| ESPN+ | ACCNX & ESPN+ | ESPN+ | NEC FRONT ROW | NEC FRONT ROW | ESPN+ | NEC FRONT ROW | NEC FRONT ROW | NEC FRONT ROW | NEC FRONT ROW | NEC FRONT ROW |

## THE SERIES

- Duquesne is on a nine-game win streak vs. Wagner - the longest in program history.

- Last year, the sides played the closest game since 2019 with the Dukes prevailing 34-26 on the road to clinch a share of the 2023 NEC title and improve to 5-0 in league play.

- CJ Barnes denied a two-point conversion attempt to make maintain a 28-26 lead with less than two minutes to play ... Khatavian Franks, who had a pick-six earlier in the game, had a late strip sack which led to a touchdown in the final seconds ... Jaelen Carson blocked a PAT in the first half which led to the need for a two-point try late ... DU was up 14-0 in second quarter but had to fend off a 20-0 spurt by Wagner and a pair of lead changes in the second half.

**DUKES VS. WAGNER**
**(14-5)**

| | | | |
|---|---|---|---|
| ***First Meeting*** | | | |
| 11/14/92 | L | A | 6-31 |
| ***Last 10*** | | | |
| 11/15/14 | L | +A | 13-23 |
| 10/31/15 | W | +H | 35-17 |
| 11/5/16 | W | +A | 28-20 |
| 10/7/17 | W | +H | 37-0 |
| 11/3/18 | W | +A | 47-30 |
| 10/26/19 | W | +H | 28-24 |
| 3/14/21 | W | +A | 17-0 |
| 11/20/21 | W | +A | 44-0 |
| 11/19/22 | W | +H | 33-0 |
| 11/4/23 | W | +A | 34-26 |

**At Pittsburgh: DU leads 7-2**
**At Rooney Field: DU leads 6-1**
**+ In The NEC: DU leads 13-3**
Current Streak: DUQ W9
Longest Streak: DUQ W9 (2015-present)
Most DUQ Points: 47 (2018)
Most WAG Points: 31 (1992)
Largest Margin: +44 (DUQ 44-0 in 2021)
Closest Margin: +1 (DUQ 21-20 in 2010)

## TRENDS TO NOTE

- Over the past two seasons (2023 and '24), Duquesne is 11-0 when scoring more than 30 points, 12-0 when holding opponents under 30 points and 11-0 when leading after the first quarter.

## STREAKIN'

- Team has won 7 in a row for first time since 2017 ... Last eight game win streak was 11-0 start in 2002.

- Defense has a takeaway in eight straight games.

- QB **Darius Perrantes** 2+ touchdown passes and WR **Joey Isabella** touchdown catch in six straight games.

- WR **Tedy Afful** multiple catches in eight straight ... WR **John Erby** 4+ catches in three straight.

- RB **JaMario Clements** three straight 100-yard games.

- LB **Ty Howard** takeaway in four straight (INT last two weeks, fumble recovery at Stonehill and pick six at SFU) ... Also 6+ tackles in three straight.

- DL **Jack Dunkley** sack in three straight games and TFL in each of last four ... DL **Adrian Ramirez** sack in three consecutive games.

- LB **Khatavian Franks** 4+ tackles in four straight.

- DB **CJ Barnes** multiple solo tackles in every game - only Duke to do so.

## THAT'S OUR COACH

- Under reigning NEC Coach of the Year, **Jerry Schmitt**'s leadership, Duquesne has claimed nine conference championships (3 MAAC / 6 NEC) and earned three bids to the NCAA FCS Playoffs (2015, '18 and '23) ... Schmitt's 127 wins at the FCS level rank sixth among active coaches ... He is one of nine active FCS coaches to win 150 or more career games.

| Coach (Current School) | FCS Years | Wins |
|---|---|---|
| 1. Kevin Callahan (Monmouth) | 32nd season | 186 |
| 2. Mark Farley (Northern Iowa) | 24th season | 182 |
| 3. Greg Gattuso (Albany) | 23rd season | 150 |
| 4. Bobby Hauck (Montana) | 14th season | 136 |
| 5. Danny Rocco (VMI) | 18th season | 127 |
| **6. Jerry Schmitt (Duquesne)** | **20th season** | **127** |
| 7. Jason Simpson (UT Martin) | 19th season | 122 |

**Callahan, Farley, Hauck, Schmitt and Simpson have recorded all their FCS wins with their current team ... Gattuso (97-32 in 12 seasons / 8 MAAC titles) was Duquesne coach before Schmitt.*

- With this season, Schmitt will pass *Dan McCann* for the **longest tenured coach in program history** ... McCann coached 19 seasons (1970-'83 and 1988-'92).

- Schmitt, in his 31st season on the Duquesne staff, spent 11 years as an assistant at DU over a trio of stints (1985-87, '92 and '93-'99) before being named head coach in 2005 ... He is the longest tenured coach in the NEC and **ranks third among active FCS coaches for longest tenured** (20 seasons) at their current school and is tied third for overall seasons as a head coach (25).

| Coach (Current School) | Years - Current School | Overall |
|---|---|---|
| 1. Kevin Callahan (Monmouth) | 32nd season | 32 |
| 2. Bob Nielson (South Dakota) | 9th season | 32 |
| **3. Jerry Schmitt (Duquesne)** | **20th season** | **25** |
| 3. Chris Hatcher (Samford) | 10th season | 25 |
| 4. Mark Farley (Northern Iowa) | 24th season | 24 |

## WEEKLY HONORS

- Duquesne was named an **Honorable Mention Stats Perform FCS National Team of the Week** for the second time this season last week after the RMU win ... DU also garnered a nod after the win over No. 21/20 Youngstown State in Week 3.

**NEC Player of the Weeks**
- Duquesne has earned the offensive player of the week in five of the nine weeks played and now three straight ... Erby was the third Duke to be named OPOW.
- RB **JaMario Clements** (Offense - Week 3 & 10)
  - *12 carries, career-high 204 yd, 1 TD - 75 yd TD run in YSU win ... Honorable mention FCS National Offensive POW*
  - *15 carries, 177 yd, career-high 2 TD - 86 yard TD* vs. Mercy.
- LB **Luke Miller** (co-Defense & Rookie - Week 3)
  - *14 tackles (8 solo) - 8 tkl in second half in YSU win*
- QB **Darius Perrantes** (Offense - Week 6 & 9)
  - *15-for-23, 212 yd, 5 TD - 1 rush TD vs. LIU ... Honorable mention FCS National Offensive POW*
  - *25-34, 412 yd, 5 TD vs. Stonehill ... Honorable mention FCS National Offensive POW*
  - *Program record 6 career NEC Offensive POW's*
- PK **Brian Bruzdewicz** (Special Teams - Week 9)
  - *12 points (6-6 PAT, 2-2 FG from 24 and 30 yd)*
- WR **John Erby** (Offense - Week 11)
  - *6 rec., career-high 126 yd & 3 TD vs. Robert Morris ... Honorble Mention FCS National Offensive POW.*
- LB **Ty Howard** (Offense - Week 11)
  - *INT in red zone, team-high 8 tkl vs. Robert Morris ... Honorable Mention FCS National Defensive POW.*

**NEC Prime Performers**
- WR **Tedy Afful** (Week 3)
  - *Career-high 7 rec., 56 yd, 2 TD at YSU*
- QB **Jordan Heisey** (Week 4)
  - *17-for-23, 161 yd, 3 TD vs. W.Va. Wesleyan*
- RB **JaMario Clements** (Week 6, 9, 11)
  - *Career-high 20 carries, 147 yd vs. LIU*
  - *108 yd, 20 carries, 1 TD at Stonehill*
  - *105 yd, 21 carries vs. Robert Morris*
- WR **Joey Isabella** (Week 7)
  - *Game-high 6 rec. for 94 yards and a TD at SFU*
- WR **John Erby** (Week 9)
  - *7 catches, career-high 125 yd and 2 TD at STON*
- LB **Ty Howard** (Week 7, 9 & 10)
  - *First career INT, a 40yd pick six at SFU*
  - *Career-high 8 tkl, 1 fumble recovery at Stonehill*
  - *Interception and five tackles vs. Mercyhurst*
- QB **Darius Perrantes** (Week 11)
  - *14-for-26, 231 yd, 4 TD vs. Robert Morris*
- DL **Jack Dunkley** (Week 11)
  - *Career-high 3.0 sacks vs. Robert Morris*

## IN THE RECORD BOOK

- Senior quarterback **Darius Perrantes**
  - Passed Sean Patterson (2009-12) to be **fourth all-time at Duquesne in career touchdown passes (65)** after throwing four last week.
  - Now **fifth in Duquesne history with 429 completions** ... Tony Zimmerman (1998-00) is fourth with 443.
  - **6,132 career passing yards** at Duquesne rank sixth all-time at DU - 48 behind Dave Loya's 6,180.
  - Perrantes' **six touchdowns responsible for** vs. LIU **tied a single-game program and NEC record** and five touchdown passes tied a Rooney Field record ... 412 passing yards at Stonehill ranks fifth-most in a game in program history ... **One of three Dukes ever to throw 5+ touchdown passes in multiple games** (Dillon Buechel and Niel Loebig both did so three times).

- Graduate student kicker **Brian Bruzdewicz**
  - **Second in career PATs** (126) ... The program PAT record is 134 by Austin Crimmins (2013-'16).
  - **Moved into second all-time at Duquesne in career points by a kicker (237)** after last week passing Mark Troyan (2005-08) - Austin Crimmins is first with 305 ... **Third all-time at Duquesne in career field goals (37)** - Mark Troyan is second with 39.

- Redshirt junior running back **JaMario Clements**
  - 86-yard touchdown run vs. Mercyhurst tied Josh Rue (2001 vs. Canisius) for the longest in recorded program history.

- Graduate student punter **Kyle Romenick**
  - 73-yard punt last week tied Joe Maker (2000 at Saint Peters) for the longest in program history.

**✦✦✦ DUQUESNE ON ROONEY FIELD ✦✦✦**

| | |
|---|---|
| First Game | 10.23.93 vs. Mercyhurst |
| Season | 32nd |
| Record | 126-35 (.783) |
| Conference Games | 76-22 |
| MAAC Games Only (1994-07) | 38-4 |
| NEC Games Only (2008-current) | 38-18 |
| Non-Conference Games | 49-12 |
| Undefeated Seasons | 8 (2015 last) |
| Current Streak | W4 |
| Last Home Loss | 28-33 vs. Stonehill Nov. 11, 2023 |
| Last Home Nonconference Loss | 36-28 to Kennesaw St. Sept. 24, 2016 |
| Longest Win Streak | 16 games (ended with 30-20 loss to Bucknell on 11.20.04) |

## STARTING FAST

- In every conference game the Dukes jumped ahead early with a 26-0 lead in the second quarter vs. LIU, 17-0 halftime advantage at Saint Francis, 21-0 start at Stonehill and 21-0 halftime lead vs. Robert Morris.

## DEFENSIVE STANDOUTS

- Duquesne has posted a takeaway in eight straight games ... **Ty Howard** has been in on each of the last four (interception in red zone vs. RMU and Mercyhurst, fumble recovery - forced by **Luke Miller** - at Stonehill and 40yd pick-six at Saint Francis).

- Five different players have interceptions; **Ty Howard** leads with three - which is **tied for an NEC lead**, along with **Antonio Epps** at YSU, Miller & **CJ Barnes** vs. WVWC, **Nell Davis** vs. LIU) ... **Jack Dunkley** had a strip sack at Boston College (recovered by **Kevin Kurzinger**), **Malichi Lowery** forced, scooped and scored at Saint Francis and **Justin Harris** jumped on a muffed punt also at SFU.

- Sophomore **Jack Dunkley** had a career-high 3.0 sacks last week and now leads the conference with 8.5 sacks and 10.5 tackles for loss ... His sacks per game (0.94) ranks fifth in the FCS.

- As a team, DU has posted 17 sacks over the last three games with a season-high seven vs. RMU ... The Dukes rank 17th in the FCS in sacks per game as a team at 2.67 per game ... **12 different players have at least half a sack.**

- Redshirt freshman **Ethon Cole** and **Jack Dunkley** are two of seven NEC defenders with multiple forced fumbles (2).

- Howard's 40-yard pick six is the only pick-six by an NEC defender this year ... He is also the only NEC defender with multiple interceptions in league play.

## BALANCED OFFENSIVE ATTACK

- Quarterback **Darius Perrantes is averaging a league-best 260 yards with 16 TDs in NEC play** ... Overall, Perrantes is atop the conference in passing efficiency (152.8), passing yards per completion (13.52) - also ranks 15th in FCS - and is **6th in the FCS in points responsible for** (16.5/g).

- Perrantes is **one of four FCS quarterbacks to throw 5+ touchdown passes in multiple games** this season.

- Redshirt junior running back **JaMario Clements** enters Week 12 with the NEC lead in rushing touchdowns (6), yards (970), yards per game (107.8) and yards per carry (6.9) ... Nationally, he is seventh in the FCS in yards per carry and ninth in rushing yards per game.

- Clements had a career-high 204 yards in win at YSU and has eclipsed 100 yards five times this season, including three straight games ... He owns the only 200-yard game by an NEC back this season and has three of the five longest runs in the league this year (86 yard TD vs. Mercyhurst, 75 yard TD and 72 yard rush at YSU).

- Seven different players have caught touchdown passes for the Dukes and four have three or more (Joey Isabella - 7, John Erby - 6, Tedy Afful - 5, Jermaine Johnson - 3) ... Isabella, who has caught one in six straight games, is tied for second in the NEC with seven TDs.

- In six FCS games this season, Duquesne has outgained opponents 1074-581 (+493) on the ground.

- The Dukes have totaled over 400 yards of offense four times this season, all in the last six games.

## PROTECTING THE POCKET

- The Duquesne offensive line ranks fifth in the FCS allowing just 0.67 sacks per game and has allowed just one in the four NEC games ... DU also is sixth in the FCS in tackles for loss allowed, at 3.44 per game.

## CONVERSION KINGS

- Duquesne is No. 1 in the FCS on fourth down conversions (92.3%) and has converted each of its last 10 on fourth downs, including a key 4th down on the opening drive last week vs. RMU.

- The Dukes lead the NEC on third downs at 44.8% and 59% in conference play ... DU's defense is holding NEC opponents to 11.6% conversions on third down (5-for-43).

- In NEC play, Duquesne is averaging a league-best 22 first downs and allowing the fewest in the NEC at 11.6.

## RULING THE RED ZONE

- The Dukes are leading the NEC with an 85% scoring rate in the red zone with 23 touchdowns and six field goals (29 scores) in 34 trips.

- Duquesne has turned the ball over just one time when in the red zone.

- DU defense also ranks atop the NEC in holding opponents to 73% in the red zone, while forcing five turnovers (three INTS - two by Howard in the past two weeks and one by Epps at Youngstown State - as well as two turnovers on downs).

## NEC PRESEASON COACHES POLL

| School (1st place votes) | 2023 Overall, NEC |
|---|---|
| 1. Duquesne (5) | 7-5, 6-1 |
| 2. Saint Francis (1) | 4-6, 4-3 |
| 3. Robert Morris | 4-7, 2-4 (Big South/OVC in 2023) |
| 4. LIU (1) | 4-7, 4-3 |
| 5. Stonehill | 5-5, 4-3 |
| 6. Wagner | 4-7, 3-4 |
| 7. Central Conn. State | 3-8, 1-6 |

**Mercyhurst not playing full NEC schedule & ineligible for regular season title*

- Duquesne returns a total of 11 starters and two of its 10 all-conference players from 2023 ... **Darius Perrantes** (1st team) and **Gianni Rizzo** (2nd team) are the returners ... Perrantes was also named to the **Walter Payton Award Watch List** for National Offensive Player of the Year in the FCS, an award he was a finalist for in 2023.

- This is the 14th straight season that DU is top three in the conference preseason coaches' poll ... The Dukes have now received at least one first place vote in 13 of the last 14 preseason polls and are the preseason favorites for the first time since 2019.

- Duquesne had six players named to the All-Northeast Conference Football Preseason Team ... Quarterback **Darius Perrantes** and wide receiver **Tedy Afful** along with transfers **Noah Canty** (tight end) and *Vincent Lumia* (offensive line) represented DU on offense ... Defensive lineman **A.J. Ackerman** and linebacker **Gianni Rizzo** earned preseason nods on defense.

## TEAM CAPTAINS

- After a team vote, the 2024 Duquesne Football captains are: graduate defensive linemen No. 16 **AJ Ackerman**, No. 97 **Kevin Kurzinger**, defensive back No. 2 **Tim Lowery**, wide receiver No. 4 **John Erby**, senior quarterback No. 7 **Darius Perrantes**, No. 57 **Cameron McLaurin** and redshirt junior defensive back No. 5 **Antonio Epps**.

- Ackerman, Kurzinger, Lowery and Perrantes have all been voted captains for the second straight year.

## DUKES VS. RANKED OPPONENTS

- Duquesne picked up its **second win over a ranked FCS team in program history at No. 20/21 Youngstown State** (28-25 in Week 3) ... The first was 31-10 over No. 16/19 Towson in the opening round of the 2018 FCS Playoffs.

- DU is now 2-8 all-time vs. FCS ranked opponents and has played one in back-to-back seasons for the first time since 2018-19 (#9/10 Delaware and #21/23 Youngstown State in 2023).

## DUKES VS. THE FBS

- Toledo and Boston College were the 10th and 11th FBS opponents in program history ... It was fifth time since 2018 playing two FBS teams in one season, and second time in program history they were consecutive to start the season (2021).

## THE NEC VS THE FBS

Duquesne was the first NEC program to ever to beat an FBS team after the Dukes' 28-26 win at Ohio in 2021 ... Saint Francis became the second with a win over Kent State in Week 2 this year ... The NEC had 10 matchups against FBS teams this season.

| Date | Opponent | NEC Record |
|---|---|---|
| 10.26.24 | UMass, 35, Wagner 7 | 2-55 |
| 09.28.24 | Florida Atlantic 41, Wagner 10 | 2-54 |
| 09.21.24 | Eastern Michigan 36, Saint Francis 0 | 2-53 |
| 09.21.24 | UMass 35, CCSU 31 | 2-52 |
| **09.07.24** | **Boston College 56, Duquesne 0** | **2-51** |
| 09.07.24 | TCU 45, LIU 0 | 2-50 |
| 09.07.24 | Saint Francis 23, Kent State, 17 | 2-49 |
| 08.31.24 | Utah State, 36, Robert Morris 14 | 1-49 |
| 08.29.24 | Central Michigan 66, CCSU 10 | 1-48 |
| **08.29.24** | **Toledo 49, Duquesne 10** | **1-47** |

- Duquesne was one of 12 teams from the FCS to defeat an FBS opponent in 2021 with its victory over Ohio on Sept. 11, 2021.

- There are 121 FCS vs. FBS games scheduled this season ... There were four FCS upset victories last year, the least in a full season since 2019 (3) ... There have been six in 2024 ... Montana State (Week 0), Saint Francis, Idaho and Southern Utah in Week 2, Monmouth (Week 4) and UT Martin (Week 5).

## WINNING TRADITION

- Duquesne - now 7-2 and 4-0 at home - **has clinched a .500 or better record for the 29th time in 32 FCS seasons** and a home winning record for the 15th straight year (28 times in 32 FCS seasons).

- Duquesne won its sixth NEC title and made the program's third appearance in the NCAA FCS Playoffs in 2023 ... **DU has won a conference title 17 times** (11 MAAC and 6 NEC) **since 1995** (29 seasons).

- Duquesne's **six NEC titles, all since 2011, are the most in the last 13 seasons and are tied** with Albany, Central Connecticut State, Robert Morris and Sacred Heart **for the most in conference history** ... Duquesne, CCSU and Robert Morris are the only active teams.

- DU leads the NEC with 94 overall and 61 conference wins since 2011, at least 23 more overall victories and 18 more NEC wins than any other team in the league.

- Entering the 2024 season, Duquesne ranked 28th among FCS programs with a 405-309-18 (.566) record in 76 seasons at the major college and NCAA levels.

## SCHEDULE QUICK-FACTS

- DU is 87-50-1 all-time against 2024 opponents.

- Three away games was the longest away stretch to start the season since 2017.

- Duquesne **was one of 12 FCS programs to play back-to-back FBS opponents in Week 1 and Week 2**, along with Southeastern Louisiana, Alcorn State, Southern Utah, Sacramento State, Chattanooga, Western Illinois, Merrimack, Eastern Kentucky, Tennessee Tech, Idaho, Nicholls.

## FOOTBALL & MBB SUCCESS

- Duquesne was **one of five Division I schools last year to win a conference championship in football and men's basketball** ... The list includes; Duquesne, South Dakota State, Drake, Howard and Yale (co-champs in football).

- The Dukes won their sixth NEC Championship in football and made their third appearance in the FCS Playoffs in 2023 ... Duquesne men's basketball made a historic run in the postseason to win the Atlantic 10 Championship and earn an NCAA Tournament bid for the first time since 1977 ... The men's basketball team went on to win its first NCAA Tournament game since 1969 with a 71-67 win over BYU in the first round.

## LONG-TERM STEELERS TIES

- The Duquesne football program has had a long relationship with the Pittsburgh Steelers, of the National Football League ... Steelers founder **Art Rooney**, for whom DU's home field is named, was a quarterback/kicker for the Dukes in 1920 ... His son, **Dan Rooney**, the Steelers late chairman, graduated from Duquesne ... Dan's son, **Art Rooney II**, the current Steelers president, earned a law degree from Duquesne.

- Former Duquesne standout **Christian Kuntz** inked a three-year contract extension with the Pittsburgh Steelers as the team's primary long snapper and has played in 50+ games over the last three campaigns ... Kuntz, who was a two-time NEC Defensive Player of the Year at linebacker, became the second former Duquesne player in the modern era to appear in an NFL game, joining former Dukes' defensive back **Leigh Bodden** (Cleveland Browns, Detroit Lions, New England Patriots).

- Former Duquesne All-American offensive lineman **Jake Dixon** signed with the Steelers as an undrafted free agent following the 2022 NFL Draft and attended training camp with the team, before being cut on Aug. 16 ... He appeared in every game in five seasons with the Dukes, including three years as a tight end ... Dixon was a two-time All-NEC selection and a Spring 2021 AFCA Second Team All-American ... In addition to Dixon, former Dukes' safety **Leandro DeBrito** was invited to the Steelers Rookie Minicamp in 2022 and former DU wide receivers **Dwayne Menders** and **DJ Powell** earned invites to the rookie minicamp each of the past two summers.

- Wide receivers coach **Luke Smith** is the nephew of Steelers Special Teams Coordinator Danny Smith.

- Cornerbacks coach **Darnel Richardson** was selected to attend Steelers training camp in 2017 as part of the NFL Bill Walsh Diversity Coaching Fellowship.

- Duquesne **president Ken Gormley**, former MBB head coach Keith Dambrot and alumnus Diane Hupp - who is president of UPMC Children's Hospital were all **honored at the 2024 Art Rooney Award Dinner on Sept. 17.**

## STATS PERFORM FCS TOP 25

| No. | School | Rec | Pts | Prev |
|---|---|---|---|---|
| 1 | North Dakota State (42) | 9-1 | 1386 | 1 |
| 2 | Montana State (14) | 10-0 | 1354 | 2 |
| 3 | South Dakota State | 8-2 | 1286 | 3 |
| 4 | UC Davis | 9-1 | 1229 | 4 |
| 5 | South Dakota | 7-2 | 1183 | 5 |
| 6 | UIW | 8-2 | 1059 | 8 |
| 7 | Mercer | 9-1 | 1027 | 10 |
| 8 | Idaho | 7-3 | 1014 | 9 |
| 9 | Villanova | 8-2 | 864 | 12 |
| 10 | Montana | 7-3 | 840 | 7 |
| 11 | Richmond | 8-2 | 818 | 13 |
| 12 | Southeast Missouri | 8-2 | 747 | 6 |
| 13 | Tarleton State | 8-2 | 735 | 14 |
| 14 | Abilene Chrstian | 7-3 | 684 | 15 |
| 15 | Rhode Island | 8-2 | 678 | 11 |
| 16 | Stony Brook | 8-2 | 554 | 16 |
| 17 | Illinois State | 7-3 | 500 | 18 |
| 18 | UT Martin | 7-3 | 480 | 19 |
| 19 | Chattanooga | 6-4 | 298 | 23 |
| 20 | Harvard | 7-1 | 259 | 24 |
| 21 | ETSU | 6-4 | 189 | NR |
| **22** | **Duquesne** | **7-2** | **185** | **25** |
| 23 | Jackson State | 8-2 | 145 | NR |
| 24 | Central Arkansas | 6-4 | 116 | 16 |
| 25 | Northern Arizona | 6-4 | 86 | NR |

***Others Receiving Votes (schools listed on two or more ballots):*** South Carolina State (7-2, 3-0 MEAC), 82; Eastern Kentucky (6-4, 4-2 UAC), 59; North Dakota (5-5, 2-4 MVFC), 57; William & Mary (6-4, 4-3 CAA), 55; Drake (7-1, 6-0 Pioneer), 49; Tennessee State (7-3, 4-2 Big South-OVC), 47; North Carolina Central (6-3, 2-1 MEAC), 44; Dartmouth (7-1, 4-1 Ivy), 41; Southeastern Louisiana (6-5, 5-1 Southland), 20; New Hampshire (6-4, 4-2 CAA), 10; Southern Utah (5-5, 4-2 UAC), 7; Western Carolina (5-5, 4-2 SoCon), 5

## AFCA FCS COACHES POLL

| No. | School | Rec | Pts | Prev |
|---|---|---|---|---|
| 1 | North Dakota State (24) | 9-1 | 648 | 1 |
| 2 | Montana State (2) | 10-0 | 622 | 2 |
| 3 | South Dakota State | 8-2 | 598 | 3 |
| 4 | UC Davis | 9-1 | 570 | 4 |
| 5 | South Dakota | 7-2 | 527 | 5 |
| 6 | UIW | 8-2 | 500 | 8 |
| 7 | Richmond | 8-2 | 479 | 9 |
| 8 | Villanova | 8-2 | 433 | 11 |
| 9 | Mercer | 9-1 | 416 | 13 |
| 10 | Idaho | 7-3 | 393 | 12 |
| 11 | Montana | 7-3 | 348 | 7 |
| 12 | Tarleton State | 8-2 | 342 | 14 |
| 13 | Southeast Missouri State | 8-2 | 334 | 6 |
| 14 | Missouri State | 8-2 | 310 | 15 |
| 15 | ACU | 7-3 | 283 | 16 |
| 16 | Illinois State | 7-3 | 270 | 17 |
| 17 | Stony Brook | 8-2 | 251 | 18 |
| 18 | Rhode Island | 8-2 | 239 | 10 |
| 19 | UT Martin | 7-3 | 186 | 22 |
| 20 | Jackson State | 8-2 | 181 | 20 |
| **21** | **Duquesne** | **7-2** | **146** | **24** |
| 22 | Harvard | 7-1 | 88 | 25 |
| 23 | South Carolina State | 7-2 | 66 | NR |
| 24 | Dartmouth | 7-1 | 35 | NR |
| 25T | Butler | 8-2 | 31 | NR |
| 25T | Chattanooga | 6-4 | 31 | NR |

***Others Receiving Votes:*** Central Arkansas, 29; Drake, 18; William & Mary, 18; Tennessee St., 16; North Carolina Central, 13; North Dakota, 12; Northern Arizona, 7; East Tennessee St., 6; Southeastern Louisiana, 3; Eastern Kentucky, 1.

## DUKES IN THE POLLS

| WK | Stats Perform | AFCA |
|---|---|---|
| PRE | RV (8) | RV (7) |
| 3 | RV (13) | RV (6) |
| 4 | RV (12) | RV (9) |
| 5 | RV (16) | RV (12) |
| 6 | RV (25) | RV (24) |
| 7 | RV (57) | RV (35) |
| 8 | RV (39) | RV (47) |
| 9 | RV (47) | RV (34) |
| 10 | 25 (102) | 24 (71) |
| **11** | **22 (185)** | **21 (146)** |

## 2024 STANDINGS

| Team | NEC | Pct. | Overall | Pct. |
|---|---|---|---|---|
| Duquesne | 4-0 | 1.000 | 7-2 | .778 |
| Robert Morris | 3-1 | .750 | 6-4 | .600 |
| CCSU | 3-1 | .750 | 5-5 | .500 |
| Wagner | 2-2 | .500 | 4-6 | .400 |
| LIU | 2-2 | .500 | 3-7 | .300 |
| Saint Francis | 1-4 | .200 | 3-6 | .333 |
| Stonehill | 0-5 | .000 | 1-8 | .111 |
| *Mercyhurst* | - | - | *3-7* | *.300* |

**Mercyhurst not playing full NEC schedule & ineligible for regular season title*

## LAST WEEK'S RESULTS

| Date | Game |
|---|---|
| 11/9 | Lincoln 0 at **Mercyhurst 66** |
| 11/9* | Robert Morris 6 at **Duquesne 31** |
| 11/9 | **LIU 28** at Sacred Heart 7 |
| 11/9* | **CCSU 21** at Stonehill 17 |

*NEC Game

## THIS WEEK'S SCHEDULE

| Date | Game | Time |
|---|---|---|
| 11/16* | Robert Morris at CCSU | 12:00 p.m. |
| 11/16* | Saint Francis at LIU | 12:00 p.m. |
| 11/16* | Wagner at Duquesne | 12:00 p.m. |
| 11/16 | Stonehill at Lafayette | 12:30 p.m. |

*NEC Game

## NEXT WEEK'S SCHEDULE

| Date | Game | Time |
|---|---|---|
| 11/23* | Stonehill at Robert Morris | 12:00 p.m. |
| 11/23* | Duquesne at CCSU | 12:00 p.m. |
| 11/23* | LIU at Wagner | 12:00 p.m. |
| 11/23 | Saint Francis at Mercyhurst | 1:00 p.m. |

*NEC Game

## LAST WEEK'S AWARDS

**Offensive**
**John Erby (WR), Duquesne**

**Defensive**
**Ty Howard (LB), Duquesne**

**Special Teams**
Jadon Turner (RB), CCSU

**Rookie**
Charles Battaglia (LB), Stonehill

## DUQUESNE MEDIA INFORMATION

**Contact: Jacob Davey (Dir. Strategic Comm.)**
Email: daveyj@duq.edu Cell: 412-546-8507
*Student Assistant:* Ben Prantl

Online Media Center (stats, record book, notes, press conferences, etc.)
GoDuquesne.com/fbmedia

| | | |
|---|---|---|
| | **at Toledo**<br>Aug. 29 • 7:30 p.m.<br>Toledo, Ohio<br>L, 49-10<br>ESPN+ | • Fifth time opening vs. FBS team (2014, '18, '21, '22)<br>• 10th FBS opponent in program history ... Was first meeting vs. Toledo<br>• Scored on consecutive drives to make it 14-7 and 21-10, but Toledo offense that racked up 446 yards of offense and scored TDs on seven of 12 drives, including three of the first four in the second half<br>• Now 1-2 vs. MAC teams (L at Buffalo in 2014, W at Ohio in 2021) |
| | **at Boston College**<br>Sept. 7 • 3:30 p.m.<br>Chestnut Hill, Mass.<br>L, 56-0<br>ACCNX & ESPN+ | • 11th FBS opponent in program history ... First-ever meeting<br>• BC had 563 yards of offense, 306 rushing yards<br>• Second time opening against back-to-back FBS opponents (2021 - L at TCU, W at Ohio)<br>• 0-2 now vs. ACC schools (L at Florida State in 2022) |
| | **at No. 21/20 Youngstown State**<br>Sept. 14 • 2:00 p.m.<br>Youngstown, Ohio<br>W, 28-25<br>ESPN+ | • Dukes avenged 2023 FCS playoff loss ... First win over YSU (now 1-6) ... Second win over ranked FCS opponent in program history (2-8).<br>• Third straight year playing Penguins<br>• Clements 204 rush yards, TD ... Afful 2 TDs ... Three lead changes, Dukes took lead for good with 1:21 left in third ... Clements 75-yd TD with 1:40 to play sealed it<br>• Finished longest away stretch to start season since 2017 (3 games). |
| | **West Virginia Wesleyan**<br>Sept. 21 • 12:00 p.m.<br>Pittsburgh, Pa.<br>W, 35-0<br>NEC Front Row | • Dukes shutout WVWC, 35-0, for 17th straight home-opening win ... Improved to 19-1 in home openers and 32-3 in non-conference home games under Schmitt.<br>• Was Coach Schmitt's 150th career win<br>• Seventh straight season playing a non-Division I team, now 18-3 vs. non-D1s since joining FCS in 1993.<br>• Outgained Bobcats 265-11 on the ground.<br>• Heisey made first career start and threw 3 touchdowns - all in a 21-point second quarter ... Johnson caught two TDs.<br>• 59-minute lightning delay with 10:09 left in second quarter. |
| | **LIU***<br>Oct. 5 • 1:00 p.m.<br>Pittsburgh, Pa.<br>W, 47-21<br>NEC Front Row | • Perrantes accounted for six of seven TDs (5 pass / 1 rush) in 47-21 rout to open conference play ... Six TDR ties program and NEC record.<br>• Dukes led 26-0 with 7:38 to play in Q2 and by as many as 33 in second half<br>• Isabella and Afful each caught two TDs ... Clements rushed for 147 yards<br>• Duquesne opened conference play at home for first time since Spring 2021 schedule<br>• Dukes improve to 14-3 (9-1 at home) in NEC openers |
| | **at Saint Francis***<br>Oct. 12 • 12:00 p.m.<br>Loretto, Pa.<br>W, 38-7<br>ESPN+ | • Dukes win 50th matchup in series history, most familiar opponent in program history ... DU now 40-10 and 17-7 in Loretto vs. Red Flash<br>• DU defense scored twice, did not allow a third-down conversion (0-13), had four sacks and allowed just 29 yards rushing<br>• 31-point win over SFU was largest over Red Flash as NEC members (since 2008), DU led 17-0 at half |
| | **at Stonehill***<br>Oct. 26 • 1:00 p.m.<br>Easton, Mass.<br>W, 48-34<br>NEC Front Row | • Dukes get first win over Stonehill, now 2-1 all time ... Skyhawks were only NEC to beat Duquesne in 2023<br>• Perrantes threw for career-high 412 yards and 5 TDs in victory ... Erby racked up 125 receiving yards and Clements ran for 108.<br>• DU got up 21-0 in the second quarter and cruised ... Season-high 555 yards of total offense. |
| | **Mercyhurst**<br>Nov. 2 • 12:00 p.m.<br>Pittsburgh, Pa.<br>W, 31-24<br>NEC Front Row | • Clements ran for 177 yards and two touchdowns, 111 of which and both scores came in the fourth quarter to break open a 17-17 tie ... Tied program record for longest run with 86-yard touchdown ... Isabella career-high 124 yards and a 64-yd TD on first play of second half.<br>• Dukes trailed 10-7 at half ... Three lead changes in second half.<br>• Game did not count towards NEC standings.<br>• Snapped a seven-game losing streak vs. Lakers (1984-93), including the first-ever game at Rooney Field in '93. |
| | **Robert Morris***<br>Nov. 9 • 12:00 p.m.<br>Pittsburgh, Pa.<br>W, 31-6<br>NEC Front Row | • Perrantes threw four touchdowns with three to Erby and the Dukes rolled to 31-6 win ... Led 21-0 at half.<br>• Defense posted season-high seven sacks and held Colonials to 1-11 on third downs.<br>• Howard had INT in red zone for second straight week and fourth straight game with takeaway ... Isabella caught a TD for sixth straight game.<br>• Rekindling of Steel City rivalry for first time since 2019, Duquesne improves to 14-8 vs. RMU. |
| | **Wagner***<br>Nov. 16<br>Pittsburgh, Pa.<br>12:00 p.m.<br>NEC Front Row | • Dukes have won nine straight (longest streak in series history) ... Hold a 14-5 overall lead vs. the Seahawks<br>• Duquesne has won its last six at home vs. Wagner dating to 2011<br>• CJ Barnes broke up a late two-point conversion and DU added a last second defensive score to take down Wagner (34-26) last season in New York |
| | **at Central Conn. State***<br>Nov. 23<br>New Britain, Conn.<br>12:00 p.m.<br>NEC Front Row | • Duquesne has won three in a row to take an all-time series lead at 9-7<br>• In New Britain the teams are tied with four wins apiece<br>• Dukes rolled past CCSU with 513 yards of total offense on way to a 44-20 win in 2023 at Rooney Field |

* Conference Game

## OFFENSIVE BREAKDOWN

- Duquesne has scored 30+ points in six straight games and boasts an offense that averages 374.7 yards per game.

### *QUARTERBACKS*

**- Darius Perrantes**

- Walter Payton Award watch list in his final year of eligibility in 2024 captaining the DU offense.
- Has multiple TD passes in six straight games, including career-high five twice (at Stonehill and vs. LIU) and four last week vs. RMU.
- Two-time NEC Offensive Player of the Week this season, now holds program record with six in career.
- League-leading 260 passing yards and 16 touchdowns throws in NEC play.
- Leads the conference in passing efficiency (152.8), passing yards per completion (13.52) - also ranks 15th in FCS - and is 6th in the FCS in points responsible for (16.5/g).
- 24 completions have gone for 20+ yards ... 64-yard TD to Isabella vs. Mercyhurst was a season long ... Seven completions this year for 40+yards.
- Moved into fourth all-time in career TD passes (65) at Duquesne after 4 TD outing last week ... Fifth in career completions at Duquesne (429) ... Eclipsed 6,000 yards last time out and sits sixth in career yards (6,132) at Duquesne - 48 back of Dave Loya in fifth.
- Five TD passes vs. LIU tied a single-game Rooney Field record, while six touchdowns responsible for tied a single-game NEC and program record.
- One of four FCS quarterbacks to have multiple 5+ touchdown games this season ... One of three Dukes ever to throw for 5+ in multiple games.
- Missed the West Virginia Wesleyan home opener in concussion protocol.
- Voted team captain for second straight season.

- In 2023, Perrantes was a Walter Payton Award Finalist for FCS National Offensive Player of the Year and first-team all conference selection ... He led the NEC in passing touchdowns (21 - 15th in FCS), yards (2,324 // 193.7 per game // 17.74 per completion // 8.84 per attempt), efficiency (136.7) and total touchdowns (23 // 138 points responsible for) ... A six-time NEC Prime Performer and once the Offensive Player of the Week, Perrantes led all of Division I football (FCS and FBS) in passing yards per completion (17.74) ... The 21 touchdowns were the most by a DU quarterback since Tommy Stuart's 27 in 2017 ... In conference action, Perrantes averaged 244.7 yards per game and threw 17 touchdowns, which was 85 yards and five TDs better than the next ranked NEC quarterback.

- A native of Los Angeles, Calif., Perrantes spent one season (2019) at Rhode Island with one start and three games played before transferring to the Bluff for the fall 2021 season ... Perrantes started eight games his first year and ranked third in the NEC in yards per game (180.0), then battled for time in 2022 appearing in seven games with one start (vs. LIU) before suffering a season-ending injury in that start ... In 2021, Perrantes pioneered the Dukes to their first-ever FBS win at Ohio throwing for 194 yards and a touchdown on 23-of-34 passing along with a rushing touchdown.

- Perrantes' Brother, London, was a college basketball standout and All-ACC performer at the University of Virginia from 2013-17. He had a brief stint with the NBA's Cleveland Cavaliers and currently plays professionally over seas.

- **Jordan Heisey** made his first start as a Duke vs. West Va. Wesleyan and led DU to a 35-0, home-opening win ... The senior health sciences major with a 4.0 GPA out of Dillsburg, Pa., went 17-for-23 for 161 yards and three touchdowns in the win over WVWC ... He has two career rushing touchdowns with DU, including one in 2023 vs. Edinboro ... Freshman **Xavier Rice** made his collegiate debut at Boston College and saw fourth-quarter action vs. WVWC.

### *RUNNING BACKS*

**- JaMario Clements**

- Leads the NEC in rushing touchdowns (6), yards (970), yards per game (107.8) and yards per carry (6.9) ... Seventh in the FCS in yards per carry, ninth in rushing yards per game and 13th in total rushing yards.
- Will be first Duke to eclipse 1,000 yards in a season since 2018.
- Three straight 100-yard games and five total this season ... Career-high 204 yards in win at YSU - the only 200-yard game by an NEC running back this season - and was most in a game by a Duke since A.J. Hines in 2018.
- Has three of the five longest runs in the NEC this season (86 yard TD vs. Mercyhurst, 75 yard TD and 72 yard rush at YSU) ... 86-yard TD run tied Josh Rue (2001 vs. Canisius) for longest run in recorded program history ... Both 75 and 86 yard TDs were deciding scores in the respective games.
- Two-time NEC Offensive Player of the Week (after YSU and Mercyhurst wins) ... Also a three-time NEC Prime Performer, including after last week's 21 carries for 105 yards vs. RMU.
- Has carried the ball 20+ times in four of the last five games.
- Fourth season on the Bluff ... In 2023 the Lafayette, Ga. native posted 457 yards and three touchdowns while ranking top-10 in the NEC in rushing yards per game (45.7).
- 1,752 career yards - 970 of which this season - and six of 11 career TDs this season.

**- Taj Butts**

- Has taken double-digit carries each of last two games ... Will be fourth game back from an injury in the season opener at Toledo, which he had a team-high 39 yards on five carries.
- Arrived on the Bluff in 2023 after two seasons at Missouri in the FBS.
- In 2023, the St. Louis native totaled 569 yards (8th in NEC) with three rushing touchdowns and one receiving TD over 11 games played in 2023 ... Was NEC Offensive Player of the Week after the Week 7 win over CCSU with three TDs (two rushing) and 118 yards, while also eclipsing 100 yards in his DU debut vs. Edinboro (108)

- Sophomore **Shawn Solomon, Jr.** made a 36-yard touchdown catch at Stonehill, the first receiving score of his career ... The sophomore in his first season of action has two rushing touchdowns and has had double-digit carries four times this season with a career-high 20 rushes vs. LIU ... Solomon racked up an early **career-high 89 yards with a touchdown in the WVWC win** ... Freshman **Dazhaun Hopkins** ran for 70 yards vs. WVWC on 14 carries in his second career game.

### *WIDE RECEIVERS*

- Duquesne has three receivers over 300 yards and four different WRs with a touchdown, including **John Erby** (38rec-552yd-6td), **Joey Isabella** (31rec-525yd-7td), **Tedy Afful** (32rec-365yd-5td) and **Jermaine Johnson** (17rec-188yd-3td) ... Dukes are only team with two receivers (Erby & Isabella) over 500 yards this season.

**- Joey Isabella**

- Leads team with seven touchdowns (tied for second in NEC) ... Five of seven in NEC play (second-most behind teammate John Erby's 6) ... Has caught a TD in six straight games.
- Multiple catches in last seven ... Season-high seven catches at Stonehill ... At least 60 receiving yards in each of last five games ... Career-high 124yds vs. Mercyhurst.
- Seven catches for 20+ yards, including a season-long 64yd TD vs. Mercyhurst and 44yd TD last week vs. RMU.
- Known for making **"critical catches in critical situations"** ... Has multiple big late-down grabs this year ... Two third down catches last week with 44yd TD coming on a 3rd-and-13 ... Had a fourth-down conversion vs. Mercyhurst, a juggling 38-yard grab on 3rd-and-6 in the third quarter at SFU, battled through contact for a catch one play before his 45-yard score vs. LIU and made a 29-yard grab on 3rd-and-12 to extend DU's drive to end the first half at YSU, which resulted in a touchdown to get within three.
- 2023 preseason All-NEC selection that battled injuries ... Led the conference in yards per catch during league play at 24.43 a year ago.
- In his fifth season at DU, the Mayfield, Ohio native eclipsed 1,000 career receiving yards at Saint Francis and now has 1,356 with a career average of 15.1 yards per catch ... Previous season-high in TDs was 2 ... Now has 13 career TDs ... **10 catches away from 100 in his career**.
- Brother, Andy, was a member of the Pittsburgh Steelers practice squad this year ... He was drafted 62nd overall in the second round of the 2019 NFL Draft by the Cardinals ... He played collegiately at UMass and in 2018 led the country in receiving yards per game (141.5) and was named an All-American.

## DUQUESNE'S RECORD IN 2024 WHEN...

| | |
|---|---|
| At home: | 4-0 |
| On the road: | 3-2 |
| Night games (6 p.m. or later): | 0-1 |
| Day games: | 7-1 |
| vs. nationally-ranked teams: | 1-0 |
| vs. NEC opponents: | 4-0* |
| vs. non-conference opponents: | 2-2 |

**Mercyhurst game will not count towards NEC standings*

| | |
|---|---|
| In August | 0-1 |
| In September: | 2-1 |
| In October: | 3-0 |
| In November: | 2-0 |
| Dukes score on 1st possession: | 2-0 |
| Opp. scores on 1st possession: | 2-1 |
| Dukes score first: | 5-0 |
| Opponent scores first: | 2-2 |
| Dukes lead after 1st quarter: | 6-0 |
| Opp. leads after 1st quarter: | 1-2 |
| Tied after 1st quarter: | 0-0 |
| Dukes lead at halftime: | 5-0 |
| Opp. leads at halftime: | 2-2 |
| Tied at halftime: | 0-0 |
| Dukes lead after 3rd quarter: | 6-0 |
| Opp. leads after 3rd quarter: | 0-2 |
| Tied after 3rd quarter: | 1-0 |
| Overtime: | 0-0 |
| Dukes have more total yards: | 6-0 |
| Opp. has more total yards: | 1-2 |
| Dukes have more rushing yards: | 7-0 |
| Opp. has more rushing yards: | 0-2 |
| Dukes have more passing yards: | 5-0 |
| Opp. has more passing yards: | 2-2 |
| Win turnover battle: | 4-0 |
| Lose turnover battle: | 1-2 |
| Even turnovers: | 2-0 |
| Dukes have fewer penalty yards: | 4-0 |
| Opp. has fewer penalty yards: | 3-1 |
| Even penalty yards: | 0-1 |
| Dukes lead time of possession: | 5-1 |
| Opp. leads time of possession: | 2-1 |
| Dukes have 100-yard rusher: | 5-0 |
| Opp. has 100-yard rusher: | 0-0 |
| Dukes have 300-yard passer: | 1-0 |
| Opp. has 300-yard passer: | 0-0 |
| Dukes have 100-yard receiver | 3-0 |
| Opp. has 100-yard receiver | 0-0 |
| Scoring 10 or less points: | 0-2 |
| Scoring 11-19 points: | 0-0 |
| Scoring 20-29 points: | 1-0 |
| Scoring 30-39 points: | 4-0 |
| Scoring 40+ points: | 2-0 |
| Allowing 10 points or less: | 3-0 |
| Allowing 11-20 points: | 0-0 |
| Allowing 21-30 points: | 3-0 |
| Allowing more than 30 points: | 1-2 |
| Rushing for < 100 yards: | 0-1 |
| Rushing for 100-199 yards: | 3-1 |
| Rushing for 200+ yards: | 3-0 |
| Passing for < 200 yards: | 3-2 |
| Passing for 200-299 yards: | 2-0 |
| Passing for 300+ yards: | 1-0 |
| <300 yards total offense: | 0-2 |
| 300+ yards total offense: | 7-0 |
| 400+ yards total offense: | 4-0 |
| 500+ yards total offense: | 1-0 |
| Allowing <100 yards rushing: | 4-0 |
| Allowing 100+ yards rushing: | 3-2 |
| Allowing <200 yards passing: | 5-0 |
| Allowing 200+ yards passing: | 2-2 |
| Allowing <300 yards total offense: | 3-0 |
| Allowing 300+ yards total offense: | 4-2 |

- **John Erby**
- Leads team with 38 catches (sixth in NEC) and 552 receiving yards (fifth in NEC) ... Had a career-high 126 yards last week with three touchdowns on six catches ... Recorded a career-high seven receptions three times this season.
- NEC Offensive Player of the Week after career day vs. RMU ... Also was an NEC Prime Performer after a then career-high 125 yards receiving and two touchdowns off seven catches at Stonehill.
- Averaging 5.7 catches and 107.7 yards over the last three games ... Team-leading eight catches for 20+ yards.
- All six touchdowns this season have come in NEC play, which leads the league.
- Caught all three touchdowns in the first half to build 21-0 lead vs. RMU ... Set up a rushing score with a 42-yard grab in the fourth quarter vs. Mercyhurst ... Scored first TD as a Duke vs. LIU ... Made a shoe-string catch on 3rd-and-19 to extend the drive that gave DU its lead in the third quarter of the win at Youngstown State.
- Spent six seasons at Rhode Island (FCS / CAA), missing two (2020-21 and 2021) with injury ... The Chester, S.C. native played in 37 games and made 38 catches with three touchdowns at URI ... Produced all three of his TDs at URI in 2023 with 26 receptions for 412 yards on the season.
- Erby and QB Darius Perrantes were teammates in 2019 at Rhode Island ... Erby hosted Perrantes on his recruiting visit to URI.
- Voted a team captain as a graduate transfer in his first season on the Bluff.

- **Tedy Afful**
- Multiple catches in last eight games ... Career-high seven came at Youngstown State.
- Has two, two-touchdown games this season (at YSU and vs. LIU) and snagged fifth touchdown of season to open the scoring vs. Mercyhurst ... Five TDs is tied for fifth in the NEC.
- Leading returner, who had 26 catches for 455 yards and five touchdowns last season ... In 2023 - his first year with the program after transferring from Stony Brook - the Bloomfield, N.J. product tied for third in the NEC with five touchdowns while ranking ninth in receiving yards (455) and sixth in yards per catch (17.5).
- Three career two-touchdown games (at LIU in 2023).

- **Jermaine Johnson**, a graduate student who transferred from UMass in 2023, is battling injuries for the second time in two seasons on the Bluff ... Johnson had multiple catches in each of the first six games and three touchdowns ... He played in 26 games over four seasons at UMass and was the first true freshman in UMass history to lead the team in receptions (37) in 2019.

- **Ian Sheehan** was an all-conference receiver at Division II Shippensburg in 2021 and 2022 ... Sheehan has one catch - **a 35-yard reception in the season opener** at Toledo ... In 2023, he played in one game (at Wagner) while battling injuries.

- **Ty Arrington** is a transfer that played four seasons at Northern Colorado (FCS/ Big Sky), compiling 634 receiving yards on 58 catches with four touchdowns over 35 career games played ... Arrington, a Utah native, averaged 10.93 yards per reception as a Bear and caught all four TDs in 2022 ... Arrington has made a catch each of the last two games and has three on the year with his first as a Duke for eight yards in DU's NEC-opening win vs. LIU.

- **Alex Gochis**, a junior from nearby Pine-Richland HS, has one career catch (2023 vs. Edinboro).

### *TIGHT END*

- **Noah Canty** suffered an injury at Boston College on a special teams play ... A senior transfer, he was a second-team All-NEC selection last year at Stonehill ... Canty played three seasons and was a two-year starter for the Skyhawks, totaling 465 yards and three touchdowns over 24 games played ... Canty, who **scored DU's lone touchdown at Toledo**, was ranked 15th on a preseason list of the top returning FCS tight ends by *HERO Sports*.

- **Steven Mahar Jr.** spent the previous four seasons at Syracuse in the FBS ... Mahar has been battling recent injuries ... He **caught his first career touchdown** for 12 yards at Saint Francis and saw his first action since that game last week with one reception vs. RMU ... Has five catches this season with two and a TD vs. SFU ... Mahar was a reserve tight end and saw time on special teams across 28 games in his Orange career ... He missed the 2023 season due to an injury suffered during preseason camp ... Mahar was a consensus top-10 recruit out of New York and top-35 tight end in the nation for the class of 2020.

- Sophomore **Daniel Tarabrella** has three catches and snagged a 31-yard reception at Stonehill ... He scored his **first career touchdown** vs. LIU jumping on a loose ball after a fumble at the goal line ... The local Penn Trafford product has made five starts this season, including the past three as the primary tight end.

### *OFFENSIVE LINE*

- Despite battling injuries, Duquesne has allowed just one sack in NEC play and ranks fifth in the FCS in sacks allowed and sixth in tackles for loss allowed.

- The veteran line **combines for over 140 games played in the Red and Blue** among the projected starters (**Chris Oliver** - 30, **Michael Fallah** - 38, **Cameron McLaurin** - 26, **Brian Beidatsch, Jr.** - 17, and **Gary Satterwhite III** - 31).

- McLaurin has assumed the center role after the graduation of *Michael Dorundo*, who started 38 consecutive games to finish his Dukes career ... Beidatsch, who's father, Brian Sr., played defensive line at Notre Dame (2002-05), is scheduled to make his third straight start in place of injured **Tommy Brandt** this week ... Beidatsch also has seen time at center recently.

- A pair of FBS transfers joined the o-line unit this fall ... **Aaron Gunn** was an all-state lineman at nearby Union Area HS and spent the past three years seeing limited action at the FBS level (2021 and 2022 at Lousiville and 2023 at James Madison) ... **Kellen McDonough**, also a local product (Woodland Hills HS), transferred from Eastern Michigan where he spent one season.

## DEFENSIVE DIVE

- Duquesne's defense is under the direction of **first-year defensive coordinator Mickey Jacobs** ... Jacobs, entering his third season on the DU staff, was promoted to defensive coordinator in May of 2024 after serving as the safeties coach and special teams coordinator during the 2023 championship run ... The Dukes also feature new staff members at defensive line coach (**Garrett Mack**) and defensive backs coach (**DQ Jamison**).

### *LINEBACKERS*

- **Ty Howard** *a.k.a "Takeaway Ty"*
- Four takeaways in last four games (40yd pick six at Saint Francis, fumble recovery at Stonehill and interception in red zone vs. Mercyhurst and RMU).
- Reigning NEC Defensive Player of the Week after red zone INT and team-high eight tackles vs. RMU (which tied career-high set at Stonehill) ... Was an NEC Prime Performer previous three games ... Four straight games with a weekly honor.
- Has led team in tackles in three of last five games ... 5+ in five of seven games played ... Tied for third on team with 39 tackles ... Has 3.0 TFLs and 2.0 sacks, including one last week.
- Battled injury after season opener and has started each of the last five games.

- **Luke Miller**
- Tied for third on the team with 39 tackles (23 solos) ... Multiple tackles in eight of nine games, had five last week.
- 3.5 TFLs, a forced fumble (at Stonehill) and interception (vs. WVWC) ... Was first career INT and forced fumble.
- Week 3 NEC Co-Defensive Player and Rookie of the Week after a career-high 14 tackles at YSU - tied with CJ Barnes for most in a game by a Duke this year.
- Missed the NEC opener vs. LIU with an illness and returned a game later at Saint Francis.
- Injured in 2023 ... Transfer from Kent State - played in one game as a freshman in 2022.

- **Gianni Rizzo**
- Graduate sturdent from North Huntingdon, Pa. in his third season at DU after transferring from Youngstown State.
- **Preseason All-NEC selection this year** and named the **top returning linebacker in the NEC by *HERO Sports***.
- Multiple tackles in seven of the nine games this season ... One sack (at YSU) and 2.0 TFL at SFU.
- Fifth on the team with 31 tackles ... Season-high six vs. Mercyhurst and at YSU ... Has 4.0 TFLs including one last week.
- Next TFL would be third straight year with at least five.
- Second-team All-NEC selection last season ... Started all 12 games and led the Dukes with 10.0 tackles-for-loss (third in NEC), while ranking second on the team in sacks (3.5) and third in tackles (68) in 2023 ... NEC Defensive Player of the Week in Week 12.

## ✦✦✦ NEC IN THE FCS PLAYOFFS ✦✦✦

With a 31-10 victory at Towson in 2018, Duquesne won its first FCS Playoff game in program history and became the second team from the NEC to advance to the second round. Wagner defeated Colgate in the first round of the 2012 postseason.

| Date | Result | Round |
|---|---|---|
| **11.25.23** | **Youngstown State 40, Duquesne 7** | **1** |
| 11.26.22 | Delaware 56, Saint Francis 17 | 1 |
| 11.27.21 | Holy Cross 13, Sacred Heart 10 | 1 |
| 04.24.21 | Delaware 19, Sacred Heart 10 | 1 |
| 11.30.19 | Albany 42, CCSU 14 | 1 |
| **12.01.18** | **South Dakota State 51, Duquesne 6** | **2** |
| **11.24.18** | **Duquesne 31, Towson 10** | **1** |
| 11.25.17 | New Hampshire 14, CCSU 0 | 1 |
| 11.26.16 | Villanova 31, Saint Francis 21 | 1 |
| **11.28.15** | **William & Mary 52, Duquesne 49** | **1** |
| 11.29.14 | Fordham 44, Sacred Heart 22 | 1 |
| 12.01.12 | Eastern Washington 29, Wagner 19 | 2 |
| 11.24.12 | Wagner 31, Colgate 20 | 1 |
| 11.26.11 | Stony Brook 31, Albany 28 | 1 |
| 11.27.10 | North Dakota State 43, Robert Morris 17 | 1 |

## ✦✦✦ ALL-TIME LONGEST CONFERENCE WIN STREAKS ✦✦✦

Duquesne won an NCAA Football Championship Subdivision (FCS) record 39 consecutive conference games as members of the Metro Atlantic Athletic Conference (MAAC) from 1999 to 2006. That record was recently tied by San Diego during the spring 2021 season.

| Wins | School | Conference | Years |
|---|---|---|---|
| 44 | Oklahoma | Big Eight | 1952-59 |
| **39** | **Duquesne** | **Metro Atlantic** | **1999-06** |
| 39 | San Diego | Pioneer | 1999-21 |
| 39 | Nebraska | Big Eight/Big12 | 1992-98 |

*Divisions I-A & I-AA (FBS & FCS)*

## DUQUESNE FOOTBALL HISTORY

- Duquesne earned a 13-12 victory over Mississippi State in the 1937 Orange Bowl in Miami. Boyd Brumbaugh gave the Dukes a 7-6 lead in the second quarter on his touchdown run, and later threw a 72-yard touchdown pass in the fourth quarter that proved to be the margin of victory as the Bulldogs *(then known as the Maroons)* missed both of their extra-point attempts.

- In 1934, Duquesne topped Miami (Fla.) 33-7 in the Festival of Palms Bowl. Then-Duquesne Head Coach Elmer Layden led the 1933 team to a 10-1 record and a No. 8 ranking in the final poll, before accepting the head coaching position at his alma mater Notre Dame the following season.

- Following an 8-0-1 finish in 1939, the Dukes rejected a proposition to appear in the Cotton Bowl against Boston College after bowl administrators failed to meet a DU imposed deadline.

-From 1933-42, Duquesne had the sixth-best winning percentage in the nation behind Alabama, Tennessee, Duke, Fordham, and Notre Dame (71-22-2, .762)

- Duquesne was named the 2003 I-AA Mid-Major National Champion following its undefeated 5-0 MAAC finish and 12-10 win over Monmouth in the ECAC Classic.

- In the Dukes' FCS era, Duquesne has won 17 conference championships (11 MAAC titles, six NEC titles) and made three NCAA FCS Playoff appearances with one FCS playoff win over Towson in 2018.

- **Khatavian Franks**
- Battled early-season injury, making 2024 debut vs. LIU and has played every game since racking up 24 tackles, 2.5 tackles for loss and 1.5 sacks.
- Tipped pass which led to the Howard interception in red zone last week vs. RMU.
- Led DU with a career-high eight tackles at Saint Francis with a sack.
- Transferred to DU from Georgia Tech last season ... Finished the 2023 campaign with 13 tackles, 2.0 sacks, a forced fumble (strip sack) and interception (pick six) ... Both takeaways were at Wagner.
- Was a three-star prospect out of Georgia in high school.

- Redshirt freshman **Derron Moore** charted an early career-best eight tackles in the 2024 season opener and added a five-tackle outing at Stonehill - his third game with 5+ this season ... Moore has 24 tackles and 13 solos ... Transfer **Jaylen Stephens**, who's brother Shon signed with the Philadelphia Eagles this season and is cousins with Joey Porter, Jr. of the Steelers, had a career-best six tackles at BC to tie for the DU lead and has nine total.

***DEFENSIVE BACKS***

- **CJ Barnes**
- Senior out of Lakeland, Fla., ... 31 career starts, 42 games played - the most of any DU defender.
- Leads the Dukes with 45 tackles (26 solos) ... Had a career-high 14 vs. Mercyhurst - tied with Luke Miller for most in a game by a Duke this year.
- Has charted multiple solo tackles in every game this season.
- Ranks seventh among active defenders in the NEC with at least 20 career games averaging 4.60 tackles per game in his career (193 / 115 solo in 42 games).
- Seven tackles away from 200 in his career.
- Snagged his second career interception vs. WVWC and has three pass breakups in 2024.
- Was named the top returning cornerback in the NEC by *HERO Sports* this preseason.

- **Antonio Epps**
- Recorded his first career interception in the endzone to open the second half at YSU.
- Second on the team with 40 tackles (25 solos) ... Season-high 11 vs. Mercyhurst ... Multiple tackles in eight of nine games.
- A redshirt junior in his fourth year on the Bluff out of Liberty Borough, Pa ... Has started 21 straight games.
- Last season, Epps led the defense with 37 solo tackles and was second with 72 total ... Ranked 11th in the NEC during conference play with 48 tackles in 2023 and charted three 10-tackle games.
- Voted a team captain this season.

- **Ethon Cole** (Purdue), **Nell Davis** (Rutgers) and **TJ Jones** (Gardner Webb) have been impact transfers in the defensive secondary ... Cole, a three star recruit out of Clermont, Fla., spent one year at Purdue in the FBS and transferred with all four years of eligibility ... Davis, who was the No. 7 high school recruit out of Florida rated by ESPN, spent three seasons at Rutgers, in the FBS, and played in 15 games ... Jones was at FCS-member Gardner Webb for three seasons where he totaled 52 tackles in 25 career games and started 12 during the Runnin' Bulldogs 2022 FCS playoff run.

- Cole has a team-best four pass breakups ... Is one of seven players in the league to have two forced fumbles ... Has multiple tackles in eight of nine games with a season total of 22 tackles (13 solos).

- Davis ripped away his first career interception right out of the hands of an LIU receiver in the NEC opener on the first possession of the second half ... Davis has 24 tackles (17 solos) this season, including 4+ in each of the last two outings ... Teamed up with Epps on a key 4th-and-1 stop near midfield vs. LIU early in the second quarter.

- Jones picked up his first career sack vs. Mercyhurst ... 26 tackles, 21 of which solos, this season ... Had six solos in a season-high seven tackle game at No. 21/20 Youngstown State ... Has returned two kicks - one for 36 yards vs. Mercyhurst and one for 27 yards vs. RMU.

- **DJ Cerisier** was a two-time, all-state defensive back and played in four state championships at Upper Dublin High school in Pa. ... Cerisier, a sophomore who saw time in one game last year, has **started every game** at cornerback ... He has three pass breakups and 16 tackles.

- After battling an injury, **Henry Pickens** made his Duquesne debut at Stonehill - a transfer from Southeast Missouri State - and has two tackles ... Pickens played two years at SEMO, also in the FCS, where he saw time in 20 games (six starts) with 31 tackles, a sack and interception - which was a 72-yard pick six last season.

- **Jaelen Carson**, an Erie, Pa. native, sealed the 2023 NEC championship with a late interception at Merrimack ... Carson is in his fifth season with the Dukes and has blocked a kick each of the last two seasons (PAT in 2023 at Wagner and field goal in 2022 at Hawaii) ... Carson has 16 tackles in 2024 and has begun to also see time as a kick returner.

- Senior **Malichi "Greedy" Lowery**, the younger brother of Tim - who suffered a season-ending injury for the second time in three seasons, had a late defensive score at Saint Francis, forcing and recovering a fumble then taking it back 40 yards for a touchdown ... Lowery has a tackle in seven of eight games played this year (10 total).

- Graduate student **Donovan Stanley** made his second straight start last week ... He tied a career-high with five tackles and had two for loss in the Mercyhurst win.

- Graduate student **Javon Colston**, who transferred from Division II Walsh last year, had a season-high four tackles vs. RMU.

***DEFENSIVE LINE***

- The Dukes battled numerous injuries in 2023 leading to a wealth of players seeing time on the defensive line ... 12 of the 14 returners have game experience on the defensive line.

- **Jack Dunkley** *a.k.a "Sack Dunkley"*
- Leads NEC with 8.5 sacks and 10.5 tackles-for-loss ... 22 total tackles (15 solos) and two forced fumbles.
- Career-high 3.0 sacks last week vs. RMU (most by a Duke since 2021 and tied for a season-high in the NEC) ... Three straight games with a sack ... TFL in seven of nine games this season and four in a row.
- Strip sack at Boston College for first takeaway of the season in Week Two.
- Sophomore from Penndel, Pa. played five games as a true freshman in 2023 and had five tackles with two sacks, including a strip sack in the fourth quarter of the NEC championship-clinching win at Merrimack.
- Joins teammate Ethon Cole as one of seven NEC defenders this year with multiple forced fumbles.

- **A.J. Ackerman**
- Back-to-back preseason all-conference selection.
- Has posted multiple tackles in each of last four games ... Has 16 tackles, 1.5 TFLs and half a sack this season.
- In 39 career games, the graduate student out of Elizabeth Forward has 72 tackles, 14 tackles-for-loss and 6.0 sacks.
- Started 29 straight games for DU before a season-ending injury at Coastal Carolina in 2023 ... Has started all nine in 2024.
- Voted team captain for second straight year.

- **Kevin Kurzinger**
- Has a tackle-for-loss in six of nine games this season, totaling 5.0.
- 17 total tackles and 1.5 sacks, with one sack last week.
- Fifth season on the Bluff with 33 career games played, 79 tackles, 22.5 tackles-for-loss and 9.5 sacks.
- Recovered a fumble for the first DU takeaway of the season in Week 2 at Boston College.
- Sidelined in 2023 after Week Two at West Virginia when he already had four tackles, a sack, 2.0 TFLs and a forced fumble.
- Voted team captain for second straight year.

- **Jason Patterson**
- Second on team with 3.0 sacks and 7.0 tackles-for-loss ... Has 21 total tackles.
- Early career-best 2.0 TFLs last week vs. RMU and now has a TFL in six of nine games.
- A sophomore from Philadelphia, Patterson started the final seven games of 2023 and appeared in 10 games as a true freshman last fall, finishing with 30 tackles, 3.5 TFLs and one sack.

## BREAKDOWN BY NCAA AFFILIATION

Football on the Duquesne campus began in the fall of 1891, with detailed results not recorded until 1902. DU has played at the Major College level (1902-50), as a club team (1969-78) and at the NCAA Division III level (1979-92). Duquesne, which competed at the NCAA FCS non-scholarship level from 1993-2007, began offering scholarships at the FCS level prior to the 2008 season.

### MAJOR COLLEGE

**Years** ..... 1902-03; 1913-14; 1920-42; 1947-50
**Record** ..... 137-120-15
**Seasons** ..... 31

Jan. 1, 1934 • Festival of Palms Bowl
33-0 win over Miami (Fla.)

Jan. 1, 1937 • Orange Bowl
13-12 win over Mississippi State

### CLUB TEAM

**Years** ..... 1969-78
**Record** ..... 55-25-1
**Seasons** ..... 10

1973 National Club Champions

### NCAA DIVISION III

**Years** ..... 1979-92
**Record** ..... 51-74-3
**Seasons** ..... 14

### NCAA FCS

**Years** ..... 1993-current
**Record** ..... 224-117-0
**Seasons** ..... 32nd season

**11x MAAC Football League Champions**
1995, 1996, 1999, 2000, 2001, 2002, 2003, 2004, 2005, 2006 (co-) and 2007 (co-)

**5x ECAC Bowl/Classic**
1995, 1996, 2001, 2002, 2003

**2003 I-AA Mid-Major**
National Champions

**6x NEC Champions**
2011 (co-), 2013 (co-), 2015, 2016 (co-), 2018 (co-), 2023

**3x NCAA FCS Playoff Participant**
2015, 2018 (2nd Round), 2023

### OVERALL RECORD

467-336-19 (97th season)

- Duquesne did not field a team for a total of 36 seasons: 1904-12, 1915-19, 1943-46, 1951-68

- Complete team records and coaches are not available from 1891-1901.

- Junior **Nico Pate** had a key fourth-quarter sack to force a 3rd-and-21 in the second half at YSU, the first sack of his career, posted a career-high four tackles at Saint Francis and had three tackles last week vs. RMU ... Pate started vs. Mercyhurst on the defensive line for the first time this season and has 13 tackles with 2.0 TFLs and one sack.

- **Matt Brooks** has seen action in eight games this season with two tackles and made an appearance at tight end vs. Mercyhurst ... Brooks recorded five starts and played all 12 games on the line with 14 tackles, 2.5 TFLs and one sack a year ago as a true freshman.

- **Adrian Ramirez**, a newcomer to the DU defense this fall, has a sack in three straight games totaling 2.5 and has 4.5 TFLs with 14 total tackles this season ... His brother, **Carlos Ramirez** is in his second season on the Bluff and has four tackles in seven games with a sack this year.

- **Clemente Ojinnaka** is a fifth-year Duke with 11 tackles this fall and recorded his first sack (0.5) at Saint Francis ... In 27 career games played, he has 34 tackles (3.0 TFLs / 2.5 sacks) ... Clemente's cousin, Quinn Ojinnaka, is a professional wrestler and former professional football player ... He is currently signed to TNA Wrestling, where he performs under the ring name "Moose", and is a former one-time Impact World Champion ... He played college football at Syracuse and was drafted by the Atlanta Falcons in the fifth round of the 2006 NFL Draft ... He went on to play for the New England Patriots, St. Louis Rams, and Indianapolis Colts.

## SPECIALISTS SNAPSHOT

- **Brian Bruzdewicz** is in his fifth season on the Dukes football squad as the primary place kicker with a 94% mark on PATs (126-134) and a 37-for-51 (73%) effort on field goals with a long of 40 yards (vs. CCSU in 2022) ... Moved into second in career points by a kicker last week, now with 237, and is second in career PATs (126) and third in career field goals (37) at DU ... The Peters Township product earned his fifth NEC Special Teams Player of the Week award after scoring 12 points (6-6 PAT and 2-2 FG) at Stonehill ... He is now one STPOW away from tying the program record for most in a career ... Bruzdewicz garnered a first team all-conference selection in the spring of 2021 ... He made the game-winning field goal in DU's FBS win at Ohio in 2021 and drained a game-winner with three seconds left last season at LIU ... Bruzdewicz leads all active NEC kickers in PATs, points and field goals.

- Senior **Andrew Smith** has taken 45 of the 50 kickoffs this year for Duquesne and averages 56.9 yards with nine touchbacks, including a season-high five touchbacks at Stonehill.

- Punter **Kyle Romenick** is a graduate transfer who spent the 2023 season at Elon (FCS) and previous four at Akron (FBS) ... Romenick **tied the Duquesne program record with a 73-yard punt last week** vs. RMU ... He has posted his highest averages of the season over the last two games (49.5yd vs. Mercyhurst and 48.7yd vs. RMU) ... Romenick punted a career-high eight times at Saint Francis ... On the season, he is **averaging 42.9 yards per punt (23rd in FCS and 1st in NEC)** with five going for 50+ and seven inside the 20, while just two touchbacks in 33 punts ... Romenick was Elon's primary punter last year and ranked 25th in the FCS in punting average (42.1 yards).

- Senior **Michael Berarducci** was the Dukes' primary punter each of the last three years ... Berarducci punted all 52 times for DU in 2023 and has a career average of 37.4 yards per punt ... Berarducci had a career-best five 50+ yard punts and 12 downed inside the 20 last year ... This season, the Allison Park, Pa. native has put two of his four punt attempts inside the 20 and charted a 25-yard first down run on a fake punt attempt vs. West Va. Wesleyan.

- **Justin Harris** jumped on a muffed punt at Saint Francis, recovering for the Dukes inside the red zone.

- Akron transfer **Tyler Rieger** has been the primary long snapper this season ... **Jordan Heisey** is the primary holder.

## ACADEMIC SUCCESS

- Duquesne had **52 players named to the NEC Fall Academic Honor Roll in 2023** with a 3.2 GPA or better and 15 on the Commissioner's Honor Roll with a GPA of 3.75 or better.

- Seven players from the 2023 squad were named to the CSC Academic All-District Team, including *Michael Dorundo, Ezekiel M. Daure, Logan Lutz, Jason Sweeney,* **Jordan Heisey***, Nick Leopold, and Ethan O'Neil*.

## DUKES IN THE COMMUNITY

- Duquesne hosted its 15th annual Bone Marrow Drive to benefit the NMDP Get in the Game program and the Andy Talley Bone Marrow Foundation in April... More than 300 new members were added this year bringing Duquesne's total to over 5,800 all time.

## DUKES BY THE NUMBERS

**6** > Number of Northeast Conference Championships for Duquesne, which ties them for most in conference history with Albany, CCSU, Robert Morris and Sacred Heart

**12** > Number of conference championship teams 20th-year head coach **Jerry Schmitt** has been part of at Duquesne both as an assistant (MAAC - 1995, 1996 & 1999) and head coach (MAAC - 2005, 2006 & 2007 and NEC - 2011, 2013, 2015, 2016, 2018 & 2023) ... Schmitt is in his 31st season with the Dukes overall.

**15** > The number of different players to earn FCS All-America honors for the Dukes: **Joe Rosato** (1996), **Matt Fisher** (1998), **Leigh Bodden** (2001-02), **Jeremy Conley** (2002), **Ryan Tolan** (2004), **Antoine Bullock** (2005), **Bruce Hocker** (2006), **Serge Kona** (2011), **Dorian Bell** (2012), **Chris King** (2014), **Devin Rahming** (2014) **Christian Kuntz** (2015-16), **Ben Huss** (2016-17), **A.J. Hines** (2018) and **Jake Dixon** (2020-21).

**19** > Number of Dukes on the roster who have already earned their undergraduate degree.

**29** > The Dukes have clinched a .500 record or better for the 29th time in 32 FCS seasons ... In that span, Duquesne has captured 224 wins and 17 conference titles.

**40** > Number of new players on the 2024 Duquesne roster, including 21 freshman and 19 transfers.

**61** > Number of Duquesne's NEC wins since 2011, the most by any team by at least 18 wins (St. Francis has 43), which has led to six NEC titles and three FCS playoff appearances during that span

**87** > Number of all-time wins versus 2024 opponents ... Duquesne is a combined 87-50-1 all-time against their 2024 opponents with two first-time opponents (Toledo and Boston College).

**91** > Number of consecutive field goal attempts by Duquesne without allowing a block, the last blocked FG against DU was in the second quarter of the 2017 season finale at Bryant

**155** > Number of career wins by **Jerry Schmitt** in 25 years as a head coach (Westminster - 5 seasons and Duquesne - 20 seasons) ... One of nine active FCS coaches to reach 150 career wins.

**126** > Number of wins by the Dukes all-time at Arthur J. Rooney Field ... Duquesne owns a 126-35 overall mark at the field atop The Bluff.

**136** > Number of All-NEC selections the Dukes have garnered as conference members, including 64 first teamers (19 over the last four seasons), five player of the years and three rookie of the years.

## LOOKING BACK AT 2023

- Duquesne (7-5, 6-1 NEC) got off to its best start in NEC play since joining the league in 2008 with a 5-0 conference mark, then won a winner-take-all matchup at Merrimack, 26-14, in the regular season finale to claim its sixth NEC title and third bid to the NCAA FCS Playoffs.

- A last-second field goal from **Brian Bruzdewicz f**rom 34 yards out lifted the Dukes to a conference-opening win over LIU, 31-28, after the Dukes mounted a 14-point comeback ... DU dominated CCSU, 44-20, behind a season-high 513 yards of offense, then fended off a late comeback effort by Saint Francis for a 38-35, homecoming win to take a 3-0 league record into a two-game road trip ... The Duquesne defense highlighted the road stretch with a shutout (27-0) at Sacred Heart, then scored two touchdowns, blocked a PAT and denied a late, game-tying two-point conversion to clinch at least a share of the NEC title at Wagner with a 34-26 victory after a pair of second-half lead changes ... Stonehill emerged with a 33-28 upset in the home finale stymieing Duquesne's would-be game-winning drive in the final 41 seconds after three lead changes in the second half, including two in the final three minutes, to force a winner-take-all matchup the next week at Merrimack ... Behind three touchdowns from **Darius Perrantes** and a lockdown defensive effort in the second half that held Merrimack to 61 yards and forced a three-and-out on six of the seven drives, DU clinched the outright NEC title and a bid to the FCS playoffs with a 26-14 win on the road ... The Dukes dropped a 40-7 decision at Youngstown State in the first round of the playoffs.

- In non-conference play, Duquesne routed Edinboro in the season opener (49-7), dropped a pair of FBS matchups in consecutive weeks at West Virginia and Coastal Carolina, then lost a road matchup at No. 9/10 Delaware 43-17 after trailing just 22-17 at the half ... DU held early leads both at WVU and Delaware.

- Head coach **Jerry Schmitt** was named the NEC Coach of the Year for the second time and the Dukes had 10 all-conference honorees - the most of any team in the conference ... Quarterback **Darius Perrantes** and wide receiver *DJ Powell* were both named first team All-NEC offense, while defensive lineman *Noah Palmer* and defensive back *Ayden Garnes* took home first-team defense honors ... Freshman running back *Edward Robinson*, wide receiver *Keshawn Brown* and center *Michael Dorundo* all claimed second team offense ... Defensive lineman *Ryan Lopez*, linebacker **Gianni Rizzo** and defensive back *Dayvia Gbor* also earned second team defense selections.

- Schmitt was named a finalist for the Eddie Robinson Award (FCS National Coach of the Year) and Perrantes was a Walter Payton Award Finalist (FCS National Offensive Player of the Year).

- Duquesne received 10 votes in the final Stats Perform FCS Top 25 Poll and received votes in both the Stats Perform FCS (11) and AFCA (3) top-25 polls entering the postseason.

**Duquesne (0-1 , 0-0) -vs- Toledo (1-0 , 0-0)**
**08/29/2024 at Toledo, Ohio (Glass Bowl)**

**Date:** 08/29/2024
**Site:** Toledo, Ohio (Glass Bowl)
**Attendance:** 23,515

| Score By Quarters | 1st | 2nd | 3rd | 4th | Total |
|---|---|---|---|---|---|
| DUQ | 7 | 3 | 0 | 0 | **10** |
| TOL | 21 | 7 | 14 | 7 | **49** |

**Scoring Summary**

| Qtr | Time | Scoring Play | DUQ | TOL |
|---|---|---|---|---|
| 1st | 11:48 | TOL - Vandeross III,Junior 9 yd pass from Gleason,Tucker (Cunanan,Dylan kick) 9 plays, 65 yards, TOP 03:12 | 0 | 7 |
| 1st | 04:31 | TOL - Stuart,Jacquez 8 yd run (Cunanan,Dylan kick), 7 plays, 57 yards, TOP 02:24 | 0 | 14 |
| 1st | 01:20 | DUQ - Canty,Noah 4 yd pass from Perrantes,Darius (Bruzdewicz,Brian kick) 6 plays, 75 yards, TOP 03:11 | 7 | 14 |
| 1st | 01:02 | TOL - Newton,Jerjuan 54 yd pass from Gleason,Tucker (Cunanan,Dylan kick) 1 plays, 54 yards, TOP 00:12 | 7 | 21 |
| 2nd | 08:51 | DUQ - Bruzdewicz,Brian 22 yd field goal 13 plays, 82 yards, TOP 07:03 | 10 | 21 |
| 2nd | 01:59 | TOL - Torres,Anthony 14 yd pass from Gleason,Tucker (Cunanan,Dylan kick) 5 plays, 29 yards, TOP 02:16 | 10 | 28 |
| 3rd | 11:49 | TOL - Stuart,Jacquez 1 yd run (Cunanan,Dylan kick), 7 plays, 38 yards, TOP 03:01 | 10 | 35 |
| 3rd | 00:14 | TOL - Shaw III,Willie 10 yd run (Cunanan,Dylan kick), 2 plays, 21 yards, TOP 00:35 | 10 | 42 |
| 4th | 07:41 | TOL - Lang,Zy'marion 18 yd pass from Richter,John Alan (Conrad,Spencer kick) 8 plays, 80 yards, TOP 04:03 | 10 | 49 |

**Kickoff Time:** 06:33 PM **End of Game:** 11:00 PM **Duration:** 04:27

## DUKES DROP OPENER AT TOLEDO

TOLEDO, Ohio – The Duquesne University football team dropped a mutual season opener at Toledo, 49-10, inside the Glass Bowl.

Toledo, members of the Mid-American Conference, was the 10th Football Bowl Subdivision (FBS) opponent in program history for Duquesne and it was the fifth time the Dukes have opened the season against an FBS team.

| Team Statistics | DUQ | TOL |
|---|---|---|
| FIRST DOWNS | 15 | 27 |
| Rushing | 7 | 11 |
| Passing | 7 | 12 |
| Penalty | 1 | 4 |
| NET YARDS RUSHING | 123 | 167 |
| Attempts | 29 | 39 |
| Avg. Per Rush | 4.2 | 4.3 |
| Rushing TDs | 0 | 3 |
| Yards Gained | 147 | 185 |
| Yds. Lost | 24 | 18 |
| NET YARDS Passing | 161 | 279 |
| Comp. - Att. - Int. | 17-29-1 | 21-30-0 |
| Avg. / Att. | 5.6 | 9.3 |
| Avg. / Comp. | 9.5 | 13.3 |
| TDs | 1 | 4 |
| TOTAL OFFENSE YARDS | 284 | 446 |
| Plays | 58 | 69 |
| Avg. / Play | 4.9 | 6.5 |
| Fumbles - Lost | 4-2 | 1-0 |
| Penalties - Yards | 9-75 | 6-60 |
| PUNTS-YARDS | 6-256 | 1-33 |
| Avg. / Punt | 42.7 | 33 |
| Net / Punt | 21.8 | 33.0 |
| Inside 20 | 0 | 0 |
| 50+ Yards | 1 | 0 |
| Touchbacks | 1 | 0 |
| Fair Catch | 0 | 0 |
| KICKOFFS-YARDS | 3-171 | 8-492 |
| Avg. Yards / Kickoff | 57.0 | 61.5 |
| Net Yards / Kickoff | 38.3 | 49.8 |
| Touchbacks | 0 | 1 |
| Fair Catch | 0 | 47 |
| RETURNS | | |
| Punt: Total - Yards - TDs | 0-0-0 | 4-105-0 |
| Punt: Avg. / Return | NaN | 26.3 |
| Kickoff: Total - Yards - TDs | 5-74-0 | 2-56-0 |
| Kickoff: Avg. / Return | 14.8 | 28.0 |
| INT: Total - Yards - TDs | 0-0-0 | 1-0-0 |
| Fumble: Total - Yards - TDs | 0-0-0 | 1--1-0 |
| MISCELLANEOUS | | |
| Miscellaneous Yards | 0 | 0 |
| Possession Time | 31:02 | 28:58 |
| 1st Quarter | 7:30 | 7:30 |
| 2nd Quarter | 8:04 | 6:56 |
| 3rd Quarter | 8:13 | 6:47 |
| 4th Quarter | 7:15 | 7:45 |
| 3rd Down Conversions | 3 of 12 | 6 of 12 |
| 4th Down Conversions | 2 of 2 | 3 of 3 |
| Red-Zone Scores-Chances | 2-2 | 6-7 |
| Touchdowns | 1-2 | 6-7 |
| Field Goals | 1-2 | 0-7 |
| Sacks: Total - Yards | 2-13 | 1-7 |
| PAT: Total - Made | 1-1 | 7-7 |
| Field Goals: Total - Made | 1-1 | 0-2 |

Duquesne scored on consecutive drives making it 14-7 and 21-10 but could not keep up with the explosive Toledo offense that racked up 446 yards of total offense.

Senior transfer tight end Noah Canty hauled in a four-yard touchdown pass from Darius Perrantes at the 1:20 mark in the first quarter for DU's first score of the year, then Brian Bruzdewicz connected on a 22-yard field goal after a 13-play, 82-yard drive near the midway point in the second quarter.

The Rockets scored touchdowns on seven of their 12 drives, including three of the first four in the second half to quickly extend their halftime lead of 28-10 to 42-10.

John Erby, a graduate transfer recently named team captain, made his Dukes debut with a career-high seven receptions to lead all players in the game. Erby collected a team-high 69 yards through the air, including a long catch of 24 yards on fourth down to extend the DU drive that ended with a field goal into the red zone. Ian Sheehan added a 35-yard catch to get Duquesne into Toledo territory on the same possession.

Eight different players for Duquesne recorded receptions. Quarterback Darius Perrantes finished 15-for-26 for 143 yards with a touchdown and an interception. Jordan Heisey saw time in the second half and was 2-for-3 for 18 yards.

Antonio Epps and Derron Moore paced the defense with eight tackles apeice. Epps led the way with four solos, while Moore's eight were a career-high. Ty Howard charted a career-best seven tackles, while Jason Patterson and Jack Dunkley posted the lone sacks of the day for the Dukes defense.

***NOTES***

- Duquesne was 2-for-2 on fourth down conversions and scored on both red zone attempts.
- The Dukes are now 1-9 all-time versus FBS foes. This was the first meeting between the Dukes and Rockets. DU falls to 1-2 against MAC programs.
- Duquesne moves to 17-15 in season openers in 32 seasons as an FCS program.

**Duquesne (0-2 , 0-0) -vs- Boston College (2-0 , 1-0)**
**09/07/2024 at Chestnut Hill, Massachusetts (Alumni Stadium)**

**Date:** 09/07/2024
**Site:** Chestnut Hill, Massachusetts (Alumni Stadium)
**Attendance:** 38,441

| Score By Quarters | 1st | 2nd | 3rd | 4th | Total |
|---|---|---|---|---|---|
| DUQ | 0 | 0 | 0 | 0 | **0** |
| BOS | 14 | 28 | 7 | 7 | **56** |

**Scoring Summary**

| Qtr | Time | Scoring Play | DUQ | BOS |
|---|---|---|---|---|
| 1st | 08:40 | BOS - Ward,Treshaun 3 yd run (Lombardo,Luca kick), 7 plays, 80 yards, TOP 02:45 | 0 | 7 |
| 1st | 01:20 | BOS - Harris,Reed 72 yd pass from Castellanos,Thomas (Lombardo,Luca kick) 5 plays, 94 yards, TOP 02:33 | 0 | 14 |
| 2nd | 13:28 | BOS - Johnson,Khari 45 yd interception (Lombardo,Luca kick) | 0 | 21 |
| 2nd | 07:59 | BOS - Morales,Kamani 4 yd pass from Castellanos,Thomas (Lombardo,Luca kick) 7 plays, 62 yards, TOP 03:28 | 0 | 28 |
| 2nd | 05:31 | BOS - Bond,Lewis 49 yd pass from Castellanos,Thomas (Lombardo,Luca kick) 2 plays, 53 yards, TOP 00:43 | 0 | 35 |
| 2nd | 00:51 | BOS - Ward,Treshaun 30 yd pass from Castellanos,Thomas (Lombardo,Luca kick) 4 plays, 85 yards, TOP 01:12 | 0 | 42 |
| 3rd | 04:29 | BOS - Jones,Datrell 47 yd run (Connor,Liam kick), 9 plays, 80 yards, TOP 04:48 | 0 | 49 |
| 4th | 01:26 | BOS - Robinson,Jacobe 9 yd run (Connor,Liam kick), 5 plays, 58 yards, TOP 02:12 | 0 | 56 |

**Kickoff Time:** 03:32 PM **End of Game:** 06:40 PM **Duration:** 03:07

## DUKES FALL AT BOSTON COLLEGE

CHESTNUT HILL, Mass. – The Duquesne University football team lost a second straight FBS matchup to start the 2024 season at Boston College, 56-0.

The Eagles (2-0) got four touchdown passes from Thomas Castellanos on 9-of-10 passing in the first half and jumped in front 42-0 at the break. BC added a pair of trips to the endzone in the second half to round out the scoring.

Sophomore Jack Dunkley had a strip sack early in the third quarter, his second sack in as many games, and Kevin Kurzinger recovered it to set the DU offense up near midfield. Duquesne picked up a pair of first downs on the ensuing drive, but ended with a missed field goal attempt from 31 yards.

| Team Statistics | DUQ | BOS |
|---|---|---|
| FIRST DOWNS | 9 | 22 |
| Rushing | 4 | 12 |
| Passing | 4 | 8 |
| Penalty | 1 | 2 |
| NET YARDS RUSHING | 60 | 306 |
| Attempts | 34 | 46 |
| Avg. Per Rush | 1.8 | 6.7 |
| Rushing TDs | 0 | 3 |
| Yards Gained | 82 | 309 |
| Yds. Lost | 22 | 3 |
| NET YARDS Passing | 75 | 257 |
| Comp. - Att. - Int. | 10-23-2 | 11-13-0 |
| Avg. / Att. | 3.3 | 19.8 |
| Avg. / Comp. | 7.5 | 23.4 |
| TDs | 0 | 4 |
| TOTAL OFFENSE YARDS | 135 | 563 |
| Plays | 57 | 59 |
| Avg. / Play | 2.4 | 9.5 |
| Fumbles - Lost | 0-0 | 2-1 |
| Penalties - Yards | 4-35 | 5-35 |
| PUNTS-YARDS | 8-331 | 2-59 |
| Avg. / Punt | 41.4 | 29.5 |
| Net / Punt | 33.4 | 29.5 |
| Inside 20 | 2 | 0 |
| 50+ Yards | 0 | 0 |
| Touchbacks | 1 | 0 |
| Fair Catch | 0 | 0 |
| KICKOFFS-YARDS | 1-62 | 9-571 |
| Avg. Yards / Kickoff | 62.0 | 63.4 |
| Net Yards / Kickoff | 44.0 | 45.1 |
| Touchbacks | 0 | 7 |
| Fair Catch | 0 | 0 |
| RETURNS | | |
| Punt: Total - Yards - TDs | 0-0-0 | 5-44-0 |
| Punt: Avg. / Return | NaN | 8.8 |
| Kickoff: Total - Yards - TDs | 2-25-0 | 1-18-0 |
| Kickoff: Avg. / Return | 12.5 | 18.0 |
| INT: Total - Yards - TDs | 0-0-0 | 2-46-1 |
| Fumble: Total - Yards - TDs | 0-0-0 | 0-0-0 |
| MISCELLANEOUS | | |
| Miscellaneous Yards | 0 | 0 |
| Possession Time | 29:57 | 30:03 |
| 1st Quarter | 7:37 | 7:23 |
| 2nd Quarter | 9:37 | 5:23 |
| 3rd Quarter | 5:37 | 9:23 |
| 4th Quarter | 7:06 | 7:54 |
| 3rd Down Conversions | 1 of 13 | 5 of 10 |
| 4th Down Conversions | 0 of 0 | 1 of 2 |
| Red-Zone Scores-Chances | 0-1 | 3-4 |
| Touchdowns | 0-1 | 3-4 |
| Field Goals | 0-1 | 0-4 |
| Sacks: Total - Yards | 1-2 | 1-10 |
| PAT: Total - Made | 0-0 | 8-8 |
| Field Goals: Total - Made | 0-1 | 0-0 |

The Dukes had three quarterbacks see action in the game, including Xavier Rice making his collegiate debut.

Sophomore running back Shawn Solomon, Jr. carried the ball a career-high 11 times to lead the team. Tedy Afful made four catches pacing five Duquesne players with a reception totaling 48 yards with a long completion of 23.

Jaylen Stephens and Luke Miller had six tackles (four solos) apiece to lead the DU defense. Derron Moore, Antonio Epps, Adrian Ramirez, Nico Pate and Dunkley all charted a TFL.

***NOTES***

- Boston College was the 11th FBS opponent for the Dukes, who drop to 1-10 against the bowl subdivision all time … This was the first meeting in program history between BC and DU.
- The game was the second time Duquesne has opened a season against consecutive FBS teams (2021 at TCU and Ohio).

**Duquesne (1-2 , 0-0) -vs- Youngstown St. (1-2 , 0-0)**
**09/14/2024 at Youngstown, Ohio (Arnold D. Stambaugh)**

**Date:** 09/14/2024
**Site:** Youngstown, Ohio (Arnold D. Stambaugh)
**Attendance:** 12,415

| Score By Quarters | 1st | 2nd | 3rd | 4th | Total |
|---|---|---|---|---|---|
| DUQ | 7 | 7 | 7 | 7 | **28** |
| YSU | 3 | 14 | 0 | 8 | **25** |

**Scoring Summary**

| Qtr | Time | Scoring Play | DUQ | YSU |
|---|---|---|---|---|
| 1st | 06:57 | YSU - Lastovka,Andrew 45 yd field goal 8 plays, 43 yards, TOP 03:48 | 0 | 3 |
| 1st | 06:05 | DUQ - Solomon, Jr.,Shawn 3 yd run (Bruzdewicz,Brian kick), 2 plays, 75 yards, TOP 00:46 | 7 | 3 |
| 2nd | 13:23 | YSU - Brungard,Beau 1 yd run (Lastovka,Andrew kick), 13 plays, 71 yards, TOP 07:35 | 7 | 10 |
| 2nd | 01:56 | YSU - King,Tyshon 5 yd run (Lastovka,Andrew kick), 14 plays, 76 yards, TOP 08:37 | 7 | 17 |
| 2nd | 00:20 | DUQ - Afful,Tedy 3 yd pass from Perrantes,Darius (Bruzdewicz,Brian kick) 9 plays, 75 yards, TOP 01:30 | 14 | 17 |
| 3rd | 01:21 | DUQ - Afful,Tedy 5 yd pass from Perrantes,Darius (Bruzdewicz,Brian kick) 11 plays, 80 yards, TOP 05:05 | 21 | 17 |
| 4th | 01:40 | DUQ - Clements,JaMario 75 yd run (Bruzdewicz,Brian kick), 4 plays, 92 yards, TOP 01:28 | 28 | 17 |
| 4th | 00:20 | YSU - King,Tyshon 1 yd run (Tomczak,Max pass), 11 plays, 75 yards, TOP 01:20 | 28 | 25 |

**Kickoff Time:** 02:02 PM **End of Game:** 05:15 PM **Duration:** 03:12
**Referee:** Hergert,David **Line Judge:** Hamilton,Christopher **Side Judge:** Merchant,Charles **Umpire:** Brown,Lavon
**Back Judge:** Reed,Jeremy **Score Keeper:** **Linesman:** Monroe,Heather **Field Judge:** Cameron,Marcus
**Temperature:** 81 **Wind:** SE 10mph **Weather:** Sunny

# DUKES RALLY PAST NO. 20 YOUNGSTOWN STATE

YOUNGSTOWN, Ohio -- In a rematch of the opening round of the 2023 FCS Playoffs, the Duquesne University football team earned its first win of the 2024 season in Week 3 at No. 20 Youngstown State, 28-25. JaMario Clements rushed for a career-high 204 yards and a touchdown, while Tedy Afful added a pair of touchdown catches to lead the Dukes to their second win over a ranked opponent in program history.

Youngstown State scored on its first three drives with a field goal and a pair of rushing touchdowns to take a 17-7 lead with 1:56 remaining in the first half.

Duquesne executed a two-minute drill and put together a nine-play, 75-yard touchdown drive to score 20 seconds before the break to make it 17-14. Perrantes was 6-for-8 on the drive, which finished with a three-yard, back-shoulder touchdown grab by Afful.

The Dukes early score came via Shawn Solomon, Jr.'s first career touchdown midway through the first frame, which was punched in from three yards out after Clements scampered 72 yards downfield on the first play of the drive.

Out of the locker room, YSU took the opening possession into the red zone amassing 8:28 of game time but was stymied on play number 13, as Epps recorded his first career interception in the endzone.

Perrantes and John Erby connected to convert a 3rd-and-19, which propelled an 80-yard march into the endzone on 11 plays following the interception. A five-yard fade route from Perrantes to Afful for their second touchdown of the game put DU up 21-17 lead with 1:21 remaining in the third quarter.

| Team Statistics | DUQ | YSU |
|---|---|---|
| FIRST DOWNS | 17 | 26 |
| Rushing | 7 | 15 |
| Passing | 7 | 10 |
| Penalty | 3 | 1 |
| NET YARDS RUSHING | 189 | 178 |
| Attempts | 17 | 44 |
| Avg. Per Rush | 11.1 | 4.0 |
| Rushing TDs | 2 | 3 |
| Yards Gained | 208 | 209 |
| Yds. Lost | 19 | 31 |
| NET YARDS Passing | 157 | 193 |
| Comp. - Att. - Int. | 17-26-0 | 19-31-1 |
| Avg. / Att. | 6.0 | 6.2 |
| Avg. / Comp. | 9.2 | 10.2 |
| TDs | 2 | 0 |
| TOTAL OFFENSE YARDS | 346 | 371 |
| Plays | 43 | 75 |
| Avg. / Play | 8 | 4.9 |
| Fumbles - Lost | 0-0 | 2-0 |
| Penalties - Yards | 6-45 | 10-96 |
| PUNTS-YARDS | 2-84 | 2-84 |
| Avg. / Punt | 42 | 42 |
| Net / Punt | 42.0 | 42.0 |
| Inside 20 | 1 | 1 |
| 50+ Yards | 0 | 1 |
| Touchbacks | 0 | 0 |
| Fair Catch | 0 | 0 |
| KICKOFFS-YARDS | 5-305 | 5-255 |
| Avg. Yards / Kickoff | 61.0 | 51.0 |
| Net Yards / Kickoff | 44.0 | 35.6 |
| Touchbacks | 1 | 1 |
| Fair Catch | 0 | 0 |
| RETURNS | | |
| Punt: Total - Yards - TDs | 0-0-0 | 0-0-0 |
| Punt: Avg. / Return | NaN | NaN |
| Kickoff: Total - Yards - TDs | 4-57-0 | 4-65-0 |
| Kickoff: Avg. / Return | 14.3 | 16.3 |
| INT: Total - Yards - TDs | 1-0-0 | 0-0-0 |
| Fumble: Total - Yards - TDs | 0-0-0 | 0-0-0 |
| MISCELLANEOUS | | |
| Miscellaneous Yards | 0 | 0 |
| Possession Time | 17:43 | 42:17 |
| 1st Quarter | 5:07 | 9:53 |
| 2nd Quarter | 4:26 | 10:34 |
| 3rd Quarter | 5:05 | 9:55 |
| 4th Quarter | 3:05 | 11:55 |
| 3rd Down Conversions | 3 of 6 | 10 of 15 |
| 4th Down Conversions | 0 of 1 | 2 of 2 |
| Red-Zone Scores-Chances | 3-3 | 3-4 |
| Touchdowns | 3-3 | 3-4 |
| Field Goals | 0-3 | 0-4 |
| Sacks: Total - Yards | 3-20 | 2-18 |
| PAT: Total - Made | 4-4 | 2-2 |
| Field Goals: Total - Made | 0-0 | 1-1 |

The Dukes defense held strong to maintain the lead the rest of the way, forcing back-to-back punts and holding the Penguins to -5 rushing yards in the fourth quarter. Jack Dunkley and Nico Pate each had sacks in the fourth quarter to force third-and-long situations. Duquesne held YSU to a total of 38 rushing yards in the second half after the Penguins racked up 140 in the first half.

Clements rattled off his second 70-plus yard run of the game and this time found the endzone to provide much needed insurance putting DU ahead 28-17 with 1:40 to play.

Youngstown State made a late push with a touchdown and two-point conversion with 20 seconds left, but Jordan Heisey secured the on-side kick attempt to seal the deal.

## *NOTES*

- First win over ranked opponent for Duquesne since 11.24.18 at No. 16 Towson (31-10) in first round of FCS Playoffs, now 2-8 all-time vs. FCS ranked teams.
- DU avenged a 2023 FCS Playoff loss with its first win over Youngstown State, now 1-6 vs. the Penguins.
- Three lead changes ... Duquesne trailed by as many as 10 (17-7 at 1:56 mark in 2nd) and led by as many as 11 (28-17 at 1:40 mark in 4th).
- JaMario Clements had a career-high 204 yards with one touchdown ... Most yards in a game since A.J. Hines (213) on 11.10.18 at Sacred Heart ... Had 106 yards in first half ... Runs of 72 and 75 yards ... 75-yard touchdown was longest run by a Duke since 10.23.21 (Garrett Owens at Sacred Heart).
- Shawn Solomon, Jr.'s touchdown was the first of his career.
- Tedy Afful had a career-high seven catches with two touchdowns (tied career-high) and a team-high 56 yards receiving.
- Quarterback Darius Perrantes finished 17-for-26 with 157 yards, two touchdowns and no interceptions ... Had seven completions of 10+ yards ... With two touchdowns today, Perrantes is now tied for fifth all-time at Duquesne for career passing touchdowns with Dave Loya (1994-97) at 47.
- Luke Miller (14 tackles, 8 solos), CJ Barnes (7 tackles, 2 solos), TJ Jones (7 tackles, 6 solos) led defense ... Miller and Jones' tackle total were career highs.
- Gianni Rizzo, Jack Dunkley and Nico Pate all had a sack each ... Dunkley (sophomore) has now had a sack in each of the first three games this season and four consecutive outings ... Dunkley had 2.0 TFLs to lead all players in the game ... Pate's sack was the first of his career.
- First career interception for Antonio Epps.
- Brian Bruzdewicz became the fourth placekicker in program history to reach 100 career PATs with his first one today ... Now at 103, which ranks third all-time passing Earl Bellisario (102 from 2000-02), after going 4-for-4 in the game.
- YSU led time of possession; 42:17 to 17:43.

**West Va. Wesleyan (0-3 , 0-1) -vs- Duquesne (2-2 , 0-0)**
**09/21/2024 at Pittsburgh, Pennsylvania (Arthur J. Rooney Field)**

**Date:** 09/21/2024
**Site:** Pittsburgh, Pennsylvania (Arthur J. Rooney Field)
**Attendance:** 1,864

| Score By Quarters | 1st | 2nd | 3rd | 4th | Total |
|---|---|---|---|---|---|
| WVW | 0 | 0 | 0 | 0 | **0** |
| DUQ | 7 | 21 | 0 | 7 | **35** |

**Scoring Summary**

| Qtr | Time | Scoring Play | WVW | DUQ |
|---|---|---|---|---|
| 1st | 03:49 | DUQ - Clements,JaMario 1 yd run (Bruzdewicz,Brian kick), 4 plays, 26 yards, TOP 02:11 | 0 | 7 |
| 2nd | 10:14 | DUQ - Isabella,Joey 3 yd pass from Heisey,Jordan (Bruzdewicz,Brian kick) 8 plays, 68 yards, TOP 03:37 | 0 | 14 |
| 2nd | 03:18 | DUQ - Johnson,Jermaine 10 yd pass from Heisey,Jordan (Bruzdewicz,Brian kick) 7 plays, 66 yards, TOP 04:07 | 0 | 21 |
| 2nd | 00:24 | DUQ - Johnson,Jermaine 8 yd pass from Heisey,Jordan (Bruzdewicz,Brian kick) 4 plays, 40 yards, TOP 00:28 | 0 | 28 |
| 4th | 14:55 | DUQ - Solomon, Jr.,Shawn 7 yd run (Smith,Andrew kick), 4 plays, 49 yards, TOP 01:29 | 0 | 35 |

**Kickoff Time:** 12:06 PM **End of Game:** 03:40 PM **Duration:** 03:33
**Referee:** Barta,Travis **Line Judge:** Capon,Bradley **Side Judge:** Drury,Chuck **Umpire:** White,H
**Back Judge:** Crimi,Jerome **Score Keeper:** **Linesman:** Perko,Ethan **Field Judge:** Hamilton,Robert
**Temperature:** 85 **Weather:** Sunny

# DUKES ROLL PAST BOBCATS FOR SCHMITT'S 150TH WIN

PITTSBURGH – The Duquesne University football team extended its home-opening win streak to 17 straight seasons with a 35-0, Senior Day win over West Virginia Wesleyan in Week 4 at Rooney Field. The victory evens the Dukes' record at 2-2 on the season and was the 150th career win for head coach Jerry Schmitt.

Jordan Heisey made his first start as a Duke at quarterback and threw for 161 yards with three touchdowns on 17-for-23 passing to lead a Duquesne offense that was firing on all cylinders throughout the afternoon.

All three passing touchdowns came in the second quarter, which was disrupted by a 59-minute weather delay. Joey Isabella snagged the first one on the last offensive play before the lightning strike to go up 14-0, then Jermaine Johnson added a pair of endzone grabs on back-to-back drives out of the hiatus, his first scores in the Red and Blue.

JaMario Clements and Shawn Solomon, Jr. bookended the scoring with touchdown runs in the first and fourth quarters, respectively.

Reigning NEC Defensive Player of the Week Luke Miller and CJ Barnes each had an interception. Barnes paced a balanced defensive unit with five tackles (four solos) in the shutout. The Dukes defense combined to hold West Virginia Wesleyan to 11 rushing yards on 17 carries and stopped the Bobcats on 13 of their 15 third downs.

| Team Statistics | WVW | DUQ |
|---|---|---|
| FIRST DOWNS | 9 | 22 |
| Rushing | 1 | 13 |
| Passing | 6 | 8 |
| Penalty | 2 | 1 |
| NET YARDS RUSHING | 12 | 266 |
| Attempts | 17 | 43 |
| Avg. Per Rush | 0.7 | 6.2 |
| Rushing TDs | 0 | 2 |
| Yards Gained | 23 | 273 |
| Yds. Lost | 11 | 7 |
| NET YARDS Passing | 144 | 161 |
| Comp. - Att. - Int. | 20-40-2 | 17-25-1 |
| Avg. / Att. | 3.6 | 6.4 |
| Avg. / Comp. | 7.2 | 9.5 |
| TDs | 0 | 3 |
| TOTAL OFFENSE YARDS | 156 | 427 |
| Plays | 57 | 68 |
| Avg. / Play | 2.7 | 6.3 |
| Fumbles - Lost | 1-0 | 1-0 |
| Penalties - Yards | 7-58 | 6-50 |
| PUNTS-YARDS | 8-258 | 4-156 |
| Avg. / Punt | 32.2 | 39 |
| Net / Punt | 32.0 | 37.8 |
| Inside 20 | 1 | 2 |
| 50+ Yards | 0 | 0 |
| Touchbacks | 0 | 0 |
| Fair Catch | 6 | 1 |
| KICKOFFS-YARDS | 1-65 | 6-373 |
| Avg. Yards / Kickoff | 65.0 | 62.2 |
| Net Yards / Kickoff | 45.0 | 47.3 |
| Touchbacks | 1 | 1 |
| Fair Catch | 0 | 0 |
| RETURNS | | |
| Punt: Total - Yards - TDs | 2-5-0 | 1-2-0 |
| Punt: Avg. / Return | 2.5 | 2.0 |
| Kickoff: Total - Yards - TDs | 5-69-0 | 0-0-0 |
| Kickoff: Avg. / Return | 13.8 | NaN |
| INT: Total - Yards - TDs | 1-14-0 | 2-12-0 |
| Fumble: Total - Yards - TDs | 0-0-0 | 0-0-0 |
| MISCELLANEOUS | | |
| Miscellaneous Yards | 0 | 0 |
| Possession Time | 26:37 | 33:23 |
| 1st Quarter | 8:08 | 6:52 |
| 2nd Quarter | 6:36 | 8:24 |
| 3rd Quarter | 6:03 | 8:57 |
| 4th Quarter | 5:50 | 9:10 |
| 3rd Down Conversions | 2 of 15 | 5 of 14 |
| 4th Down Conversions | 1 of 3 | 4 of 4 |
| Red-Zone Scores-Chances | 0-0 | 5-6 |
| Touchdowns | 0-0 | 5-6 |
| Field Goals | 0-0 | 0-6 |
| Sacks: Total - Yards | 1-5 | 0-0 |
| PAT: Total - Made | 0-0 | 5-5 |
| Field Goals: Total - Made | 0-0 | 0-1 |

## *NOTES*

- Jerry Schmitt's 150 wins include 28 from five seasons at Westminster (2000-05) and 122 in his 20th season at Duquesne … Schmitt, already the winningest coach in DU program history, is now one of seven active FCS coaches with 150 career wins.
- Duquesne is now 123-35 all-time at Rooney Field and 25-1 in non-conference play since the beginning of the 2008 season … It was the 17th straight season with a home-opening win (25 of the last 26) … DU improves to 19-1 in home openers and 32-3 in non-conference home games under Schmitt.
- This was seventh straight season taking on a non-Division I opponent, DU is now 18-3 vs. non-D1 since joining FCS in 1993 and has won 13 straight matchups.
- With the shutout, the Dukes have now held their home-opening opponent to single digits in three of the last four seasons.
- DU outgained WVWC, 426-155, including 265-11 on the ground … The Dukes had 22 first downs to Wesleyan's nine.
- The 265-yard rushing attack was paced by Shawn Solomon, Jr. with an early career-high 89 on 10 rushes (8.9 per carry) and a touchdown … Freshman Dazhaun Hopkins added 70 yards and JaMario Clements had 64 yards.
- 11 rushing yards allowed is the second-least by a Duquesne defense since joining the NEC in 2008 ... Fewest is -10 rushing yards in 2021 against Virginia Lynchburg.
- Graduate student Jermaine Johnson posted his first career two-touchdown game … John Erby tied his career-high with seven catches totaling 91 yards.
- Michael Berarducci converted a fake punt with a 25-yard rush to extend DU's opening drive of the second half.
- Luke Miller's interception was the first of his career … CJ Barnes' was his second with one in 2022 vs. Wagner.
- Led by Barnes' five tackles, Duquesne had 25 players record a tackle in the win … Luke Miller, Jason Patterson and Adrian Ramirez all had a tackle-for-loss, while Carlos Ramirez and Ty Howard each charted half a TFL.
- Duquesne has now had a weather delay effect a contest in three straight seasons (at Florida State in 2022, at WVU in 2023).
- The Dukes honored the 2024 senior class prior to the game with 37 seniors taking part in the recognition.

**LIU (0-6 , 0-1) -vs- Duquesne (3-2 , 1-0)**
**10/05/2024 at Pittsburgh, Pennsylvania (Arthur J. Rooney Field)**

**Date:** 10/05/2024
**Site:** Pittsburgh, Pennsylvania (Arthur J. Rooney Field)
**Attendance:** 2,956

| Score By Quarters | 1st | 2nd | 3rd | 4th | Total |
|---|---|---|---|---|---|
| LIU | 0 | 7 | 7 | 7 | **21** |
| DUQ | 19 | 14 | 7 | 7 | **47** |

**Scoring Summary**

| Qtr | Time | Scoring Play | LIU | DUQ |
|---|---|---|---|---|
| 1st | 11:03 | DUQ - Afful,Tedy 18 yd pass from Perrantes,Darius ( ) 8 plays, 74 yards, TOP 03:52 | 0 | 6 |
| 1st | 05:20 | DUQ - Perrantes,Darius 9 yd run (Bruzdewicz,Brian kick), 7 plays, 43 yards, TOP 03:59 | 0 | 13 |
| 1st | 00:38 | DUQ - Isabella,Joey 45 yd pass from Perrantes,Darius ( ) 7 plays, 77 yards, TOP 03:13 | 0 | 19 |
| 2nd | 07:38 | DUQ - Tarabrella,Daniel 0 yd run (Smith,Andrew kick), 4 plays, 34 yards, TOP 01:54 | 0 | 26 |
| 2nd | 06:55 | LIU - Love,Michael 67 yd pass from Greenwood,Ethan (Coney,Michael kick) 2 plays, 72 yards, TOP 00:37 | 7 | 26 |
| 2nd | 01:06 | DUQ - Isabella,Joey 19 yd pass from Perrantes,Darius (Smith,Andrew kick) 11 plays, 76 yards, TOP 05:40 | 7 | 33 |
| 3rd | 12:55 | DUQ - Afful,Tedy 44 yd pass from Perrantes,Darius (Smith,Andrew kick) 3 plays, 47 yards, TOP 00:51 | 7 | 40 |
| 3rd | 05:31 | LIU - Brooks,Evan 11 yd pass from Greenwood,Ethan (Coney,Michael kick) 6 plays, 41 yards, TOP 02:58 | 14 | 40 |
| 4th | 11:40 | DUQ - Erby,John 11 yd pass from Perrantes,Darius (Smith,Andrew kick) 13 plays, 75 yards, TOP 08:51 | 14 | 47 |
| 4th | 07:03 | LIU - Nichols,Cory 1 yd run (Coney,Michael kick), 8 plays, 75 yards, TOP 04:37 | 21 | 47 |

**Kickoff Time:** 01:05 PM **End of Game:** 04:05 PM **Duration:** 03:00
**Referee:** Davis,Michael **Line Judge:** Lutz,Richard **Side Judge:** Aiosa,Michael **Umpire:** Schmale,Jim
**Back Judge:** Gaida,Doug **Score Keeper:** **Linesman:** Shank,Bill **Field Judge:** Collins,Michael

# DUKES DOMINATE LIU IN NEC OPENER

PITTSBURGH – Darius Perrantes tied a Rooney Field record with five touchdown passes and rushed in another to lead the Duquesne University football team to a 47-21, conference-opening win on Homecoming and Family Weekend at Rooney Field.

The Dukes (3-2, 1-0 NEC) scored on each of their first three drives to take control early and never looked back in front of a near capacity crowd. Duquesne led 26-0 with 7:38 to play in the first half, owned a 33-7 advantage at halftime and extended its lead to as many as 33 twice (40-7 at the 12:55 mark in the third and 47-14 with 11:40 remaining).

Perrantes, who returned after missing last game due to an injury, accounted for six of the seven DU touchdowns with the only other being a fumble (of his own on the half-yard line) recovered by Daniel Tarabrella in the endzone. With an 18-yard TD pass on the opening drive of the game, Perrantes - a senior out of Los Angeles, Calif. - moved into fifth place all-time in career passing touchdowns at Duquesne. His six touchdowns responsible for tied a single-game program record.

Graduate student Joey Isabella and senior Tedy Afful each caught two touchdowns, while grad transfer John Erby snagged his first in the Red and Blue on an acrobatic grab in the fourth quarter to cap off the DU scoring.

Nell Davis ripped away his first career interception, which was followed by a 44-yard touchdown catch by Afful to give DU its first largest lead just over two minutes back from halftime.

| Team Statistics | LIU | DUQ |
|---|---|---|
| FIRST DOWNS | 11 | 26 |
| Rushing | 3 | 13 |
| Passing | 7 | 12 |
| Penalty | 1 | 1 |
| NET YARDS RUSHING | 140 | 247 |
| Attempts | 22 | 47 |
| Avg. Per Rush | 6.4 | 5.3 |
| Rushing TDs | 1 | 2 |
| Yards Gained | 145 | 261 |
| Yds. Lost | 5 | 14 |
| NET YARDS Passing | 172 | 220 |
| Comp. - Att. - Int. | 11-23-1 | 16-24-1 |
| Avg. / Att. | 7.5 | 9.2 |
| Avg. / Comp. | 15.6 | 13.8 |
| TDs | 2 | 5 |
| TOTAL OFFENSE YARDS | 312 | 467 |
| Plays | 45 | 71 |
| Avg. / Play | 6.9 | 6.6 |
| Fumbles - Lost | 0-0 | 1-0 |
| Penalties - Yards | 3-35 | 3-25 |
| PUNTS-YARDS | 4-150 | 1-40 |
| Avg. / Punt | 37.5 | 40 |
| Net / Punt | 32.5 | 40.0 |
| Inside 20 | 0 | 1 |
| 50+ Yards | 0 | 0 |
| Touchbacks | 0 | 0 |
| Fair Catch | 0 | 1 |
| KICKOFFS-YARDS | 3-173 | 8-470 |
| Avg. Yards / Kickoff | 57.7 | 58.8 |
| Net Yards / Kickoff | 45.0 | 47.5 |
| Touchbacks | 0 | 1 |
| Fair Catch | 15 | 35 |
| RETURNS | | |
| Punt: Total - Yards - TDs | 0-0-0 | 3-20-0 |
| Punt: Avg. / Return | NaN | 6.7 |
| Kickoff: Total - Yards - TDs | 4-70-0 | 3-38-0 |
| Kickoff: Avg. / Return | 17.5 | 12.7 |
| INT: Total - Yards - TDs | 1-0-0 | 1-35-0 |
| Fumble: Total - Yards - TDs | 0-0-0 | 0-0-0 |
| MISCELLANEOUS | | |
| Miscellaneous Yards | 0 | 0 |
| Possession Time | 20:39 | 39:21 |
| 1st Quarter | 3:51 | 11:09 |
| 2nd Quarter | 6:25 | 8:35 |
| 3rd Quarter | 5:46 | 9:14 |
| 4th Quarter | 4:37 | 10:23 |
| 3rd Down Conversions | 1 of 9 | 10 of 15 |
| 4th Down Conversions | 2 of 3 | 2 of 2 |
| Red-Zone Scores-Chances | 2-3 | 5-6 |
| Touchdowns | 2-3 | 5-6 |
| Field Goals | 0-3 | 0-6 |
| Sacks: Total - Yards | 0-0 | 1-2 |
| PAT: Total - Made | 3-3 | 5-7 |
| Field Goals: Total - Made | 0-0 | 0-0 |

JaMario Clements racked up 147 yards on the ground for his second game above the century mark this season, 134 of which came in the first half, to pace a rushing attack that outgained LIU 248-140.

## *NOTES*

- Duquesne improves to 14-3 in NEC openers all-time and 9-1 when opening at home … Now 5-1 vs. LIU … 26-point victory is largest margin vs. LIU in series history and largest margin in a conference opener since 38-0 win over Wagner in 2017.
- 47 points is the most scored by DU in an NEC opener since joining the league in 2008.
- The Dukes held LIU to 1-of-9 on third downs, while converting 10-of-15 on the offensive end.
- Darius Perrantes passes Dave Loya (1994-97) to sit alone in fifth place all-time in career touchdown passes at Duquesne … Perrantes' five TD passes were a career high and bring his total to 52 in his fourth season as a Duke … He finished the game 15-for-23 with 212 yards passing … Six touchdowns responsible for tie a program record with Dillon Buechel (6 passing vs. Jacksonville in 2016), Joe Mischler (5 passing / 1 rushing vs. LIU in 2022) and Sean Patterson (5 passing / 1 rushing vs. Saint Francis in 2010) … Five touchdown passes ties Dillon Buechel (2015 vs. Alderson Broaddus), Sean Patterson (2010 vs. Saint Francis) and Niel Loebig (twice – 2004 vs. Morehead State and 2002 vs. Iona) for most in a game at Rooney Field.
- Tedy Afful and Joey Isabella both recorded their third two-touchdown game of their careers and second time vs. LIU … Afful caught two touchdowns for the second time in a game this season (at YSU), his other multi-score game in his career was at LIU last season … Isabella also caught two TDs in the last LIU meeting at Rooney Field in 2022 ... It was the first time DU had two receivers catch multiple touchdowns since 2022 vs. LIU.
- Afful's touchdowns came from 18 yards and 44 yards, while Isabella caught a 45-yard and 19-yard touchdown … Perrantes threw eight of his 15 completions for 10+ yards, including five for 18-or-more yards ... The 45-yard connection to Isabella is the longest completion of the season ... Isabella (85 yards) and Afful (84 yards) each had five catches on the day with season-high yards.
- John Erby's touchdown catch was his first as a Duke.
- Daniel Tarabrella's touchdown on a fumble recovery in the endzone in the second quarter was the first score of his career.
- JaMario Clements had a career-high 20 carries in his third career 100-yard rushing game and second of the season (204 at YSU), where he also had 100+ in the first half … Shawn Solomon, Jr. carried the ball 20 times as well, an early career-high, and finished with 67 yards.
- Nell Davis recorded his first career interception and tied a career-high with three tackles … Ty Howard led the defense with five tackles (three solos) and had the lone sack in the game for Duquesne.

**Duquesne (4-2 , 2-0) -vs- Saint Francis (2-4 , 0-2)**
**10/12/2024 at Loretto, Pa., (DeGol Field)**

**Date:** 10/12/2024
**Site:** Loretto, Pa., (DeGol Field)
**Attendance:** 1,799

| Score By Quarters | 1st | 2nd | 3rd | 4th | Total |
|---|---|---|---|---|---|
| DUQ | 7 | 10 | 7 | 14 | **38** |
| SFU | 0 | 0 | 7 | 0 | **7** |

**Scoring Summary**

| Qtr | Time | Scoring Play | DUQ | SFU |
|---|---|---|---|---|
| 1st | 05:44 | DUQ - Howard,Ty 40 yd interception (Bruzdewicz,Brian kick) | 7 | 0 |
| 2nd | 13:47 | DUQ - Bruzdewicz,Brian 33 yd field goal 14 plays, 70 yards, TOP 05:06 | 10 | 0 |
| 2nd | 02:17 | DUQ - Clements,JaMario 2 yd run (Bruzdewicz,Brian kick), 5 plays, 26 yards, TOP 01:16 | 17 | 0 |
| 3rd | 11:26 | SFU - Thomson,Gavin 14 yd pass from Mejia,Adrian (Plummer,Mac kick) 1 plays, 14 yards, TOP 00:06 | 17 | 7 |
| 3rd | 07:31 | DUQ - Mahar Jr.,Steven 12 yd pass from Perrantes,Darius (Bruzdewicz,Brian kick) 8 plays, 80 yards, TOP 03:49 | 24 | 7 |
| 4th | 10:52 | DUQ - Isabella,Joey 22 yd pass from Perrantes,Darius (Bruzdewicz,Brian kick) 7 plays, 40 yards, TOP 03:57 | 31 | 7 |
| 4th | 00:10 | DUQ - Lowery,Malichi 40 yd fumble recovery (Corado,Joey kick) | 38 | 7 |

**Kickoff Time:** 12:02 PM **End of Game:** 03:39 PM **Duration:** 03:36
**Referee:** Grande,Jonathan **Line Judge:** Frosiear,Nicholas **Side Judge:** Wallace,Jason **Umpire:** Vickers,Eugene
**Back Judge:** **Score Keeper:** **Linesman:** Dziak,Anthony **Field Judge:** Kreig,Joe
**Temperature:** 55 **Weather:** Cloudy

## DEFENSE POWERS DUKES PAST RED FLASH

LORETTO, Pa. – The Duquesne University football team used a dominating defensive effort to power its way past Saint Francis, 38-7, at DeGol Field to improve to 2-0 in Northeast Conference play.

The commanding Dukes defense scored twice, did not allow a third-down conversion (0-for-13) and had a pair of fourth-down stops. Duquesne recorded four sacks, seven three-and-outs and held the Red Flash to just 29 rushing yards and 172 yards of total offense.

| Team Statistics | DUQ | SFU |
|---|---|---|
| FIRST DOWNS | 14 | 10 |
| Rushing | 6 | 2 |
| Passing | 8 | 6 |
| Penalty | 0 | 2 |
| NET YARDS RUSHING | 126 | 29 |
| Attempts | 36 | 29 |
| Avg. Per Rush | 3.5 | 1.0 |
| Rushing TDs | 1 | 0 |
| Yards Gained | 131 | 84 |
| Yds. Lost | 5 | 55 |
| NET YARDS Passing | 185 | 143 |
| Comp. - Att. - Int. | 15-30-0 | 13-22-1 |
| Avg. / Att. | 6.2 | 6.5 |
| Avg. / Comp. | 12.3 | 11.0 |
| TDs | 2 | 1 |
| TOTAL OFFENSE YARDS | 311 | 172 |
| Plays | 66 | 51 |
| Avg. / Play | 4.7 | 3.4 |
| Fumbles - Lost | 1-1 | 2-1 |
| Penalties - Yards | 11-110 | 4-40 |
| PUNTS-YARDS | 8-318 | 8-395 |
| Avg. / Punt | 39.8 | 49.4 |
| Net / Punt | 38.9 | 40.8 |
| Inside 20 | 1 | 2 |
| 50+ Yards | 1 | 4 |
| Touchbacks | 0 | 1 |
| Fair Catch | 3 | 1 |
| KICKOFFS-YARDS | 7-278 | 2-120 |
| Avg. Yards / Kickoff | 39.7 | 60.0 |
| Net Yards / Kickoff | 27.4 | 41.0 |
| Touchbacks | 1 | 0 |
| Fair Catch | 16 | 0 |
| RETURNS | | |
| Punt: Total - Yards - TDs | 5-49-0 | 2-7-0 |
| Punt: Avg. / Return | 9.8 | 3.5 |
| Kickoff: Total - Yards - TDs | 2-38-0 | 3-66-0 |
| Kickoff: Avg. / Return | 19.0 | 22.0 |
| INT: Total - Yards - TDs | 1-40-1 | 0-0-0 |
| Fumble: Total - Yards - TDs | 1-40-1 | 0-0-0 |
| MISCELLANEOUS | | |
| Miscellaneous Yards | 0 | 0 |
| Possession Time | 32:59 | 27:01 |
| 1st Quarter | 6:38 | 8:22 |
| 2nd Quarter | 9:09 | 5:51 |
| 3rd Quarter | 9:22 | 5:38 |
| 4th Quarter | 7:50 | 7:10 |
| 3rd Down Conversions | 10 of 20 | 0 of 13 |
| 4th Down Conversions | 1 of 1 | 0 of 2 |
| Red-Zone Scores-Chances | 3-3 | 1-3 |
| Touchdowns | 2-3 | 1-3 |
| Field Goals | 1-3 | 0-3 |
| Sacks: Total - Yards | 4-26 | 0-0 |
| PAT: Total - Made | 5-5 | 1-1 |
| Field Goals: Total - Made | 1-1 | 0-1 |

Ty Howard snagged his first career interception, a pick-six for 40 yards, in the first quarter to break the ice, while Malichi Lowery forced and recovered a fumble and took it back 40 yards into the endzone to cap off the scoring in the fourth quarter.

The Dukes (4-2) have now won four in a row and are 2-0 in league play for the fifth time in the past six seasons.

Duquesne led 17-0 at the half and the 38-7 final was largest win over Saint Francis (2-4, 0-2 NEC) as NEC members.

Joey Isabella led the way offensively with six catches for 94 yards and a touchdown. Darius Perrantes finished 15-for-30 with 185 yards and two touchdowns, also connecting with Steven Mahar Jr. for his first career touchdown. JaMario Clements added a two-yard score and ran the ball a career-high 21 times for 87 yards.

### *NOTES*

- Duquesne improves to 2-0 in conference play for the second straight year and fifth time in six seasons.
- The Dukes are now 40-10 all-time versus Saint Francis with a 17-7 mark in Loretto … The 31-point margin was the largest win for DU over SFU as NEC members.
- Ty Howard's interception was the first of his career and the fifth INT by the Dukes in the past four games … All five have been by different players.
- Khatavian Franks had a career-high eight tackles with one sack to pace the DU defense … Gianni Rizzo had five tackles (four solos) with a game-high 2.0 TFLs ... Nico Pate (career high), CJ Barnes and DJ Cerisier (career high) all had four tackles.
- Duquesne recorded four sacks with six different Dukes contributing - Carlos Ramirez (first of career) and Franks with one each, while Clemente Ojinnaka, Kevin Kurzinger, Jason Patterson and A.J. Ackerman all had half a sack.
- Malichi Lowery's forced fumble, recovery and touchdown were all career firsts.
- Quarterback Darius Perrantes threw at least two touchdowns for his third straight game and 17th time in his career, finishing 15-for-30 for 185 yards and two scores ... 30 pass attempts was a season-high.
- JaMario Clements took the ball a career-high 21 times and totaled 87 yards on the ground with one touchdown.
- Joey Isabella led all players with six catches for 94 yards and a touchdown … Four of the six receptions went for 10+ yards (long of 38) … Isabella also had a 13-yard run in the third quarter … In the past two seasons versus SFU, Isabella has 10 catches for 210 yards and two touchdowns (4 rec – 116 yd – 1 td in 2023).
- Steven Mahar Jr. caught his first career touchdown.
- Duquesne was 10-for-20 on third downs, 1-for-1 on fourth down and 3-for-3 scoring in the red zone ... Saint Francis was 0-for-13 on third down, 0-for-2 on fourth down and 1-for-3 scoring in the red zone.
- The DU offensive line did not allow a sack for the second straight game, while the Dukes defense charted four.
- Duquesne outgained SFU, 311-172 overall and 126-29 on the ground.

**Duquesne (5-2 , 3-0) -vs- Stonehill (1-6 , 0-3)**
**10/26/2024 at Easton, Massachusetts (W.B. Mason)**

**Date:** 10/26/2024
**Site:** Easton, Massachusetts (W.B. Mason)
**Attendance:** 1,117

| Score By Quarters | 1st | 2nd | 3rd | 4th | Total |
|---|---|---|---|---|---|
| DUQ | 7 | 24 | 14 | 3 | **48** |
| STO | 0 | 6 | 14 | 14 | **34** |

**Scoring Summary**

| Qtr | Time | Scoring Play | DUQ | STO |
|---|---|---|---|---|
| 1st | 00:50 | DUQ - Clements,JaMario 3 yd run (Bruzdewicz,Brian kick), 15 plays, 91 yards, TOP 07:38 | 7 | 0 |
| 2nd | 14:49 | DUQ - Solomon, Jr.,Shawn 36 yd pass from Perrantes,Darius (Bruzdewicz,Brian kick) 2 plays, 24 yards, TOP 00:44 | 14 | 0 |
| 2nd | 09:58 | DUQ - Isabella,Joey 12 yd pass from Perrantes,Darius (Bruzdewicz,Brian kick) 6 plays, 48 yards, TOP 03:22 | 21 | 0 |
| 2nd | 06:42 | STO - Dunphy,Brigham 52 yd pass from O'Connell,Jack ( ) 7 plays, 75 yards, TOP 03:16 | 21 | 6 |
| 2nd | 01:39 | DUQ - Johnson,Jermaine 29 yd pass from Perrantes,Darius (Bruzdewicz,Brian kick) 10 plays, 65 yards, TOP 05:01 | 28 | 6 |
| 2nd | 00:00 | DUQ - Bruzdewicz,Brian 24 yd field goal 6 plays, 39 yards, TOP 00:34 | 31 | 6 |
| 3rd | 10:20 | STO - Flynn,Jacob 11 yd pass from O'Connell,Jack (Hurley,Danny kick) 9 plays, 75 yards, TOP 04:40 | 31 | 13 |
| 3rd | 05:25 | DUQ - Erby,John 21 yd pass from Perrantes,Darius (Bruzdewicz,Brian kick) 8 plays, 75 yards, TOP 04:47 | 38 | 13 |
| 3rd | 01:01 | STO - Flynn,Jacob 23 yd pass from O'Connell,Jack (Hurley,Danny kick) 10 plays, 75 yards, TOP 04:24 | 38 | 20 |
| 3rd | 00:05 | DUQ - Erby,John 32 yd pass from Perrantes,Darius (Bruzdewicz,Brian kick) 2 plays, 63 yards, TOP 00:49 | 45 | 20 |
| 4th | 05:20 | DUQ - Bruzdewicz,Brian 30 yd field goal 11 plays, 44 yards, TOP 06:56 | 48 | 20 |
| 4th | 01:55 | STO - Washington,Jarel 1 yd run (Hurley,Danny kick), 10 plays, 79 yards, TOP 03:25 | 48 | 27 |
| 4th | 00:46 | STO - Clarke,Cole 12 yd pass from O'Connell,Jack (Hurley,Danny kick) 6 plays, 52 yards, TOP 01:06 | 48 | 34 |

**Kickoff Time:** 01:01 PM **End of Game:** 03:52 PM **Duration:** 02:50
**Referee:** Carlen,Lance **Line Judge:** Brewer,Eric **Side Judge:** Breebaker,Jimmy **Umpire:** Roberts,Derek
**Back Judge:** Gaida,Doug **Score Keeper:** **Linesman:** Bulgar,James **Field Judge:** Venango,Andy
**Temperature:** 63 **Wind:** NW 12mph **Weather:** Sunny

## DUKES ROLL TO FIFTH STRAIGHT WIN; 3-0 NEC START

EASTON, Mass. – Darius Perrantes threw for a career-high 412 yards and five touchdowns as the Duquesne University football team rolled to its fifth straight win and a 3-0 start in Northeast Conference play with a 48-34 win at Stonehill in Week 9 action.

The Dukes (5-2) jumped out in front 21-0 early in the second quarter and led 31-6 at the half cruising to victory. John Erby caught two touchdowns and finished with seven receptions for 125 yards, all career-best marks. Joey Isabella, Jermaine Johnson and Shawn Solomon, Jr. all added touchdown catches and JaMario Clements rushed in one.

| Team Statistics | DUQ | STO |
|---|---|---|
| FIRST DOWNS | 27 | 22 |
| Rushing | 6 | 8 |
| Passing | 21 | 10 |
| Penalty | 0 | 4 |
| NET YARDS RUSHING | 143 | 105 |
| Attempts | 34 | 35 |
| Avg. Per Rush | 4.2 | 3.0 |
| Rushing TDs | 1 | 1 |
| Yards Gained | 151 | 136 |
| Yds. Lost | 8 | 31 |
| NET YARDS Passing | 412 | 231 |
| Comp. - Att. - Int. | 25-34-1 | 13-26-0 |
| Avg. / Att. | 12.1 | 8.9 |
| Avg. / Comp. | 16.5 | 17.8 |
| TDs | 5 | 4 |
| TOTAL OFFENSE YARDS | 555 | 336 |
| Plays | 68 | 61 |
| Avg. / Play | 8.2 | 5.5 |
| Fumbles - Lost | 1-0 | 1-1 |
| Penalties - Yards | 12-115 | 8-70 |
| PUNTS-YARDS | 0-0 | 4-163 |
| Avg. / Punt | 0 | 40.8 |
| Net / Punt | NaN | 38.5 |
| Inside 20 | 0 | 1 |
| 50+ Yards | 0 | 1 |
| Touchbacks | 0 | 0 |
| Fair Catch | 0 | 1 |
| KICKOFFS-YARDS | 8-473 | 5-233 |
| Avg. Yards / Kickoff | 59.1 | 46.6 |
| Net Yards / Kickoff | 44.6 | 37.2 |
| Touchbacks | 5 | 1 |
| Fair Catch | 0 | 0 |
| RETURNS | | |
| Punt: Total - Yards - TDs | 1-9-0 | 0-0-0 |
| Punt: Avg. / Return | 9.0 | NaN |
| Kickoff: Total - Yards - TDs | 4-27-0 | 3-16-0 |
| Kickoff: Avg. / Return | 6.8 | 5.3 |
| INT: Total - Yards - TDs | 0-0-0 | 1-6-0 |
| Fumble: Total - Yards - TDs | 1-6-0 | 0-0-0 |
| MISCELLANEOUS | | |
| Miscellaneous Yards | 0 | 0 |
| Possession Time | 35:32 | 24:28 |
| 1st Quarter | 12:46 | 2:14 |
| 2nd Quarter | 9:10 | 5:50 |
| 3rd Quarter | 5:51 | 9:09 |
| 4th Quarter | 7:45 | 7:15 |
| 3rd Down Conversions | 9 of 11 | 3 of 10 |
| 4th Down Conversions | 1 of 1 | 2 of 2 |
| Red-Zone Scores-Chances | 5-5 | 3-3 |
| Touchdowns | 3-5 | 3-3 |
| Field Goals | 2-5 | 0-3 |
| Sacks: Total - Yards | 2-19 | 0-0 |
| PAT: Total - Made | 6-6 | 4-5 |
| Field Goals: Total - Made | 2-2 | 0-0 |

Clements, the NEC's leading rusher entering the game, went over 100 yards for the third time this year with 108 on 20 carries – his third consecutive outing with 20+ rushes.

Luke Miller rocked the Stonehill running back late in the first quarter and Ty Howard scooped up the fumble to set Duquesne right back up in Skyhawk territory. Two plays later, DU began the second quarter with a 36-yard touchdown from Perrantes to Solomon for his first career TD reception.

After a three-and-out, the Dukes found the endzone again for the second time in five minutes with a 12-yard grab by Isabella, extending his touchdown streak to four straight games and putting DU ahead 21-0 with 9:58 remaining in the second quarter.

Duquesne answered Stonehill's first score of the day with a 10-play, 65-yard drive that finished with a 29-yard touchdown pass from Perrantes to Johnson on 3rd-and-25 to make it 28-6, then added a 24-yard field goal by Brian Bruzdewicz as time expired for a 31-6 halftime advantage. A 32-yard grab by Tedy Afful set up the field goal.

The Dukes maintained their distance out of the locker room, adding both Erby touchdowns from 21 and 32 yards out in the third quarter and took a 45-20 lead into the final 15 minutes Bruzdewicz added a 33-yarder to cap an 11-play fourth-quarter drive that ate up nearly seven minutes of game time.

Howard ended with a team and career-high eight tackles, half a TFL and a fumble recovery – his second straight game with a turnover after a 40-yard pick six last time out at Saint Francis. The Dukes defense had 15 players record multiple tackles. Miller added 1.5 TFLs to his forced fumble. Jack Dunkley posted his fourth sack of the season and Jason Patterson (1.5 TFLs in the game) teamed up with Adrian Ramirez (first of career) for a sack.

### *NOTES*

- Duquesne has won 5 games in a row for the first time since 2018
- The Dukes are 3-0 in to start conference play for the fifth time since joining the Northeast Conference in 2008 (2017, '19, spring '21, 23).
- DU has averaged 44.3 points during its 3-0 NEC start, outscoring opp. 133-62.
- Duquesne avenges its only conference loss of the 2023 season and picks up its first win over Stonehill in three all-time meetings.
- Darius Perrantes, who was an efficient 25-for-34 for 412 yards and five touchdowns, is now the third DU quarterback to have multiple games with five or more touchdown passes in his career … It was his second of the season (vs. LIU) ... Perrantes completed seven passes for 20+ yards and four went for 30+.
- 7 DU players recorded a reception ... Alongside Erby's career day, Isabella totaled 7 catches for 86 yards with his TD, while Tedy Afful had 5 grabs for 71 yards and Jermaine Johnson hauled in 3 for 49 yards and a TD ... Daniel Tarabrella hauled in a 31-yard reception in the third quarter, the play before Erby's 32-yard TD.
- Duquesne did not punt in the game (10 drives).
- DU converted 9-of-11 third downs, while STON was 3-for-10.
- Duquesne did not allow a TFL and for the third consecutive game did not allow a sack.

**Mercyhurst (2-7 , 0-2) -vs- Duquesne (6-2 , 3-0)**
**11/02/2024 at Pittsburgh, Pennsylvania (Arthur J. Rooney Field)**

**Date:** 11/02/2024
**Site:** Pittsburgh, Pennsylvania (Arthur J. Rooney Field)
**Attendance:** 1,654

| Score By Quarters | 1st | 2nd | 3rd | 4th | Total |
|---|---|---|---|---|---|
| MER | 7 | 3 | 7 | 7 | **24** |
| DUQ | 0 | 7 | 10 | 14 | **31** |

**Scoring Summary**

| Qtr | Time | Scoring Play | MER | DUQ |
|---|---|---|---|---|
| 1st | 10:24 | MER - Davison,Rylan 5 yd pass from Urena,Adam (Nagucki,Nathan kick) 10 plays, 69 yards, TOP 04:30 | 7 | 0 |
| 2nd | 06:07 | DUQ - Afful,Tedy 5 yd pass from Perrantes,Darius (Bruzdewicz,Brian kick) 9 plays, 56 yards, TOP 04:21 | 7 | 7 |
| 2nd | 00:47 | MER - Nagucki,Nathan 21 yd field goal 13 plays, 77 yards, TOP 05:15 | 10 | 7 |
| 3rd | 14:43 | DUQ - Isabella,Joey 64 yd pass from Perrantes,Darius (Bruzdewicz,Brian kick) 1 plays, 64 yards, TOP 00:10 | 10 | 14 |
| 3rd | 09:16 | MER - Davison,Rylan 24 yd pass from Urena,Adam (Nagucki,Nathan kick) 11 plays, 82 yards, TOP 05:23 | 17 | 14 |
| 3rd | 04:44 | DUQ - Bruzdewicz,Brian 31 yd field goal 8 plays, 62 yards, TOP 04:32 | 17 | 17 |
| 4th | 09:09 | DUQ - Clements,JaMario 8 yd run (Bruzdewicz,Brian kick), 4 plays, 78 yards, TOP 02:04 | 17 | 24 |
| 4th | 04:16 | DUQ - Clements,JaMario 86 yd run (Bruzdewicz,Brian kick), 2 plays, 93 yards, TOP 00:56 | 17 | 31 |
| 4th | 01:30 | MER - Barmore,Cameron 10 yd pass from Urena,Adam (Nagucki,Nathan kick) 10 plays, 81 yards, TOP 02:42 | 24 | 31 |

**Kickoff Time:** 12:05 PM **End of Game:** 03:10 PM **Duration:** 03:05
**Referee:** Bartas,Travis **Line Judge:** Capon,Brad **Side Judge:** Drury,Chuck **Umpire:** Kusnierz,Tim
**Back Judge:** Crime,Jerome **Score Keeper:** **Linesman:** Perko,Ethan **Field Judge:** Hamilton,Robert
**Temperature:** 55 **Weather:** Sunny

## SECOND HALF SURGE POWERS DUKES PAST MERCYHURST

PITTSBURGH – The Duquesne University football team used a 24-point second half to surge past visiting Mercyhurst, 31-24, on in Week 10 at Rooney Field for its sixth straight win.

The Dukes trailed 10-7 at the half, but took their first lead of the day on the first play out of the locker room as Darius Perrantes connected with Joey Isabella for a 64-yard touchdown to go up 14-10. Mercyhurst responded on the next drive with a touchdown, but a pair of fourth-quarter touchdowns by JaMario Clements, including an 86-yard house call one play after a Ty Howard interception in the red zone, secured the victory.

| Team Statistics | MER | DUQ |
|---|---|---|
| FIRST DOWNS | 27 | 20 |
| Rushing | 4 | 8 |
| Passing | 20 | 10 |
| Penalty | 3 | 2 |
| NET YARDS RUSHING | 52 | 217 |
| Attempts | 24 | 30 |
| Avg. Per Rush | 2.2 | 7.2 |
| Rushing TDs | 0 | 2 |
| Yards Gained | 88 | 232 |
| Yds. Lost | 36 | 15 |
| NET YARDS Passing | 345 | 247 |
| Comp. - Att. - Int. | 38-52-1 | 13-25-1 |
| Avg. / Att. | 6.6 | 9.9 |
| Avg. / Comp. | 9.1 | 19.0 |
| TDs | 3 | 2 |
| TOTAL OFFENSE YARDS | 397 | 464 |
| Plays | 76 | 55 |
| Avg. / Play | 5.2 | 8.4 |
| Fumbles - Lost | 1-0 | 1-1 |
| Penalties - Yards | 5-50 | 6-57 |
| PUNTS-YARDS | 4-186 | 2-99 |
| Avg. / Punt | 46.5 | 49.5 |
| Net / Punt | 40.3 | 36.5 |
| Inside 20 | 1 | 0 |
| 50+ Yards | 1 | 1 |
| Touchbacks | 1 | 0 |
| Fair Catch | 0 | 0 |
| KICKOFFS-YARDS | 4-244 | 6-372 |
| Avg. Yards / Kickoff | 61.0 | 62.0 |
| Net Yards / Kickoff | 39.8 | 43.8 |
| Touchbacks | 1 | 1 |
| Fair Catch | 0 | 0 |
| RETURNS | | |
| Punt: Total - Yards - TDs | 1-26-0 | 2-5-0 |
| Punt: Avg. / Return | 26.0 | 2.5 |
| Kickoff: Total - Yards - TDs | 5-89-0 | 3-65-0 |
| Kickoff: Avg. / Return | 17.8 | 21.7 |
| INT: Total - Yards - TDs | 1-18-0 | 1-3-0 |
| Fumble: Total - Yards - TDs | 0-0-0 | 0-0-0 |
| MISCELLANEOUS | | |
| Miscellaneous Yards | 0 | 0 |
| Possession Time | 31:13 | 24:08 |
| 1st Quarter | 7:44 | 7:16 |
| 2nd Quarter | 8:22 | 6:38 |
| 3rd Quarter | 5:32 | 4:49 |
| 4th Quarter | 9:35 | 5:25 |
| 3rd Down Conversions | 8 of 15 | 4 of 10 |
| 4th Down Conversions | 1 of 2 | 1 of 1 |
| Red-Zone Scores-Chances | 3-4 | 3-5 |
| Touchdowns | 2-4 | 2-5 |
| Field Goals | 1-4 | 1-5 |
| Sacks: Total - Yards | 0-0 | 4-32 |
| PAT: Total - Made | 3-3 | 4-4 |
| Field Goals: Total - Made | 1-1 | 1-2 |

With the win, Duquesne (6-2) has clinched a .500 or better record for the 29th time in 32 seasons at the FCS level and a winning home record for the 15th straight year (28th time in 32 seasons at Rooney Field).

Clements finished with 177 yards for his fourth game of the season over the century mark and recorded his first two-touchdown game of his career. Perrantes totaled 247 yards passing and threw two touchdowns, his fifth straight game with 2+ TD passes.

Isabella's 124 yards on four receptions were a career high as he made it five consecutive games with a touchdown and at least four catches, 111 of the 124 came on his two third-quarter catches and 65 yards came after catch. Tedy Afful put DU on the board with a touchdown near the midway point in the second quarter. John Erby set up the first Clements touchdown with a 42-yard grab and ended with 72 yards on four catches.

CJ Barnes racked up a career-high 14 tackles to pace a defense that had nine tackles-for-loss and four sacks, while Antonio Epps had a career-best 11. DU held the Lakers to 52 rushing yards in the game. Donovan Stanley led the way behind the line with 2.0 TFLs and Jack Dunkley posted a career-high 1.5 sacks. Adrian Ramirez and TJ Jones added their first career solo sacks and Khatavian Franks teamed up with Dunkley for a half. Eight different Dukes had a TFL. Howard's interception was his second of the season and third game in a row he has been in on a takeaway.

### *NOTES*

- This game did not count toward the Northeast Conference standings, as the Lakers are not playing a full NEC schedule in their first season at the FCS level.
- Duquesne's six straight wins matches the 2018 win streak into the second round of the FCS playoffs.
- Was first game versus Mercyhurst since 1993 ... Snapped seven-game losing streak to Lakers (which was from 1984-93).
- Darius Perrantes had his 19th career multi-touchdown game and is now just two back of fourth all-time at Duquesne with 61 in his Red and Blue career.
- JaMario Clements' 86 yard touchdown run ties for the longest rush in recorded program history.
- Brian Bruzdewicz added a 31-yard field goal in the third quarter and was 4-for-4 on PATs - now 12 shy of the program record.
- The Dukes outgained Mercyhurst 217-52 on the ground.
- Duquesne offensive line did not allow a sack for the fourth straight game.

**Robert Morris (6-4 , 3-1) -vs- Duquesne (7-2 , 4-0)**
**11/09/2024 at Pittsburgh, Pennsylvania (Arthur J. Rooney Field)**

**Date:** 11/09/2024
**Site:** Pittsburgh, Pennsylvania (Arthur J. Rooney Field)
**Attendance:** 2,018

| Score By Quarters | 1st | 2nd | 3rd | 4th | Total |
|---|---|---|---|---|---|
| RMU | 0 | 0 | 0 | 6 | **6** |
| DUQ | 7 | 14 | 0 | 10 | **31** |

**Scoring Summary**

| Qtr | Time | Scoring Play | RMU | DUQ |
|---|---|---|---|---|
| 1st | 09:46 | DUQ - Erby,John 13 yd pass from Perrantes,Darius (Bruzdewicz,Brian kick) 11 plays, 71 yards, TOP 05:08 | 0 | 7 |
| 2nd | 14:34 | DUQ - Erby,John 45 yd pass from Perrantes,Darius (Bruzdewicz,Brian kick) 6 plays, 88 yards, TOP 02:20 | 0 | 14 |
| 2nd | 00:29 | DUQ - Erby,John 18 yd pass from Perrantes,Darius (Bruzdewicz,Brian kick) 7 plays, 48 yards, TOP 02:53 | 0 | 21 |
| 4th | 14:01 | DUQ - Bruzdewicz,Brian 25 yd field goal 7 plays, 47 yards, TOP 02:59 | 0 | 24 |
| 4th | 12:22 | RMU - Powell II,Delvecchio 10 yd run ( ), 4 plays, 49 yards, TOP 01:34 | 6 | 24 |
| 4th | 06:59 | DUQ - Isabella,Joey 44 yd pass from Perrantes,Darius (Bruzdewicz,Brian kick) 8 plays, 75 yards, TOP 05:23 | 6 | 31 |

**Kickoff Time:** 12:05 PM **End of Game:** 02:59 PM **Duration:** 02:53
**Referee:** Davis,Michael **Line Judge:** Lutz,Richard **Side Judge:** Aiosa,Michael **Umpire:** Schmale,Jim
**Back Judge:** Ricciardi,Jerry **Score Keeper:** **Linesman:** Shank,Bill **Field Judge:** Collins,Michael
**Temperature:** 57 **Weather:** Sunny

## DUQUESNE REIGNS IN RIVALRY'S RETURN

PITTSBURGH – Darius Perrantes threw four touchdowns, including three to John Erby in the first half, as the No. 25/24 Duquesne University football team defeated Robert Morris, 31-6, in Week 11 at Rooney Field, taking control of first place in the Northeast Conference standings. It was the first matchup between the Dukes and Colonials since 2019.

Duquesne (7-2, 4-0 NEC) extended its win streak to seven games, the program's longest since 2017, and improved to 4-0 in conference play for the second straight season.

Perrantes finished with 231 yards and four touchdowns on 14-of-26 passing. Erby's three touchdown receptions set a career high and marked the most by a Duke since 2016. He also recorded a career-best 126 receiving yards. JaMario Clements rounded out the offensive attack with 105 rushing yards, his third consecutive 100-yard game.

Duquesne built a 21-0 halftime lead and continued to pull away, adding a 25-yard field goal by Brian Bruzdewicz and a 44-yard touchdown reception by Joey Isabella in the fourth quarter. Isabella has now scored in six straight games.

| Team Statistics | RMU | DUQ |
|---|---|---|
| FIRST DOWNS | 13 | 21 |
| Rushing | 5 | 10 |
| Passing | 7 | 9 |
| Penalty | 1 | 2 |
| NET YARDS RUSHING | 77 | 152 |
| Attempts | 27 | 38 |
| Avg. Per Rush | 2.9 | 4.0 |
| Rushing TDs | 1 | 0 |
| Yards Gained | 127 | 164 |
| Yds. Lost | 50 | 12 |
| NET YARDS Passing | 160 | 231 |
| Comp. - Att. - Int. | 13-28-1 | 14-26-0 |
| Avg. / Att. | 5.7 | 8.9 |
| Avg. / Comp. | 12.3 | 16.5 |
| TDs | 0 | 4 |
| TOTAL OFFENSE YARDS | 237 | 383 |
| Plays | 55 | 64 |
| Avg. / Play | 4.3 | 6 |
| Fumbles - Lost | 1-0 | 1-0 |
| Penalties - Yards | 7-79 | 6-40 |
| PUNTS-YARDS | 8-333 | 6-292 |
| Avg. / Punt | 41.6 | 48.7 |
| Net / Punt | 41.5 | 46.0 |
| Inside 20 | 3 | 2 |
| 50+ Yards | 1 | 2 |
| Touchbacks | 0 | 0 |
| Fair Catch | 1 | 2 |
| KICKOFFS-YARDS | 2-128 | 6-337 |
| Avg. Yards / Kickoff | 64.0 | 56.2 |
| Net Yards / Kickoff | 40.5 | 30.5 |
| Touchbacks | 1 | 0 |
| Fair Catch | 0 | 0 |
| RETURNS | | |
| Punt: Total - Yards - TDs | 3-16-0 | 3-1-0 |
| Punt: Avg. / Return | 5.3 | 0.3 |
| Kickoff: Total - Yards - TDs | 6-154-0 | 1-27-0 |
| Kickoff: Avg. / Return | 25.7 | 27.0 |
| INT: Total - Yards - TDs | 0-0-0 | 1-2-0 |
| Fumble: Total - Yards - TDs | 0-0-0 | 0-0-0 |
| MISCELLANEOUS | | |
| Miscellaneous Yards | 0 | 0 |
| Possession Time | 25:59 | 34:01 |
| 1st Quarter | 5:08 | 9:52 |
| 2nd Quarter | 7:41 | 7:19 |
| 3rd Quarter | 7:09 | 7:51 |
| 4th Quarter | 6:01 | 8:59 |
| 3rd Down Conversions | 1 of 11 | 7 of 15 |
| 4th Down Conversions | 0 of 0 | 1 of 1 |
| Red-Zone Scores-Chances | 1-2 | 3-3 |
| Touchdowns | 1-2 | 2-3 |
| Field Goals | 0-2 | 1-3 |
| Sacks: Total - Yards | 1-2 | 7-49 |
| PAT: Total - Made | 0-0 | 4-4 |
| Field Goals: Total - Made | 0-0 | 1-1 |

The Dukes' defense posted a season-high seven sacks and held RMU to 1-for-11 on third-down conversions. Jack Dunkley led the defense with a career-best 3.0 sacks, including two on the first defensive drive. Ty Howard recorded a red-zone interception for the second consecutive week, extending his takeaway streak to four games.

***NOTES***

- The Dukes have won seven in a row for the first time since 2017 and the third time in the 2000s.
- Darius Perrantes moved into fourth place on Duquesne's all-time list for career touchdown passes, now with 65, passing Sean Patterson (63 from 2009-'12) … Perrantes has thrown for multiple touchdowns in six straight games and logged his fourth career outing with four or more touchdown passes.
- John Erby became the 12th receiver in program history with a three-touchdown game and totaled a career-high 126 yards … It is his second outing above 120 yards in the last three games … Three receiving touchdowns is the most by a Duke since Blair Roberts had four vs. Bryant on Oct. 29, 2016.
- Third straight and fifth 100-yard game of the season for JaMario Clements, who finished with a game-high 105 yards on 21 carries which tied a career high.
- Howard led the team in tackles for the third time in the last five games with eights, which tied a career-best, and one sack to go along with the interception – his third INT of the season and fourth straight game with a takeaway … Luke Miller added five stops, as 21 Dukes recorded tackles.
- Kyle Romenick tied a program record with a career-long 73-yard punt in the second quarter … Romenick punted six times with a pair of 50-plus yard boots and an average of 48.7 on the day.
- Brian Bruzdewicz totaled seven points (4 -for-4 PAT and 1-for-1 FG) to pass Mark Troyan (2005-'08) for second all-time at Duquesne in career points by a kicker, now with 237.

# DUQUESNE DEPTH CHART
# GAME 10 / VS WAGNER

*as of Nov. 11, 2024*

## OFFENSE

| | | | |
|---|---|---|---|
| **LT** | **59** | **Chris OLIVER** | **GR / 6-4 / 315** |
| | 74 | Jack DILTS | SR / 6-5 / 250 |
| **LG** | **78** | **Michael FALLAH** | **GR / 6-4 / 310** |
| | 77 | Aaron GUNN | R-JR / 6-4 / 310 |
| **C** | **57** | **Cameron MCLAURIN** | **SR / 6-2 / 285** |
| | 56 | Brian BEIDATSCH, Jr. | JR / 6-4 / 285 |
| **RG** | **56** | **Brian BEIDATSCH, Jr.** | **JR / 6-4 / 285** |
| | 52 | Kahini AUSTIN | SO / 6-3 / 295 |
| **RT** | **54** | **Gary SATTERWHITE III** | **SR / 6-1 / 300** |
| | 74 | Jack DILTS | SR / 6-5 / 250 |
| **TE** | **10** | **Steven MAHAR, Jr.** | **GR / 6-6 / 250** |
| | 30 | Daniel TARABRELLA | SO / 6-3 / 230 |
| **WR** | **9** | **Tedy AFFUL** | **SR / 5-11 / 180** |
| | 3 | Ian SHEEHAN | SR / 6-2 / 200 |
| **WR** | **4** | **John ERBY** | **GR / 5-10 / 178** |
| | 6 | Tyler ARRINGTON | R-SR / 6-0 / 185 |
| **WR** | **5** | **Joey ISABELLA** | **GR / 5-9 / 185** |
| | 15 | Alex GOCHIS | JR / 6-3 / 190 |
| **RB** | **2** | **JaMario CLEMENTS** | **R-JR / 5-11 / 205** |
| | 0 | Taj BUTTS | R-JR / 5-11 / 205 |
| **QB** | **7** | **Darius PERRANTES** | **SR / 6-0 / 220** |
| | 13 | Jordan HEISEY | SR / 6-2 / 210 |

## DEFENSE

| | | | |
|---|---|---|---|
| **DT** | **16** | **A.J. ACKERMAN** | **GR / 6-5 / 300** |
| | 90 | Matt BROOKS | SO / 6-2 / 280 |
| **DT** | **97** | **Kevin KURZINGER** | **GR / 6-2 / 275** |
| | 23 | Clemente OJINNAKA | GR / 6-3 / 255 |
| **DE** | **92** | **Jack DUNKLEY** | **SO / 6-4 / 250** |
| | 47 | Adrian RAMIREZ | SO / 6-1 / 240 |
| **DE** | **49** | **Jason PATTERSON** | **SO / 6-4 / 240** |
| | 27 | Nico PATE | JR / 6-1 / 225 |
| **LB** | **44** | **Gianni RIZZO** | **GR / 6-2 / 225** |
| **or** | **55** | **Luke MILLER** | **SO / 6-1 / 210** |
| **LB** | **1** | **Khatavian FRANKS** | **R-SR / 6-2 / 225** |
| | 45 | Dom FUSCA | JR / 5-10 / 220 |
| **LB** | **8** | **Ty HOWARD** | **JR / 6-0 / 200** |
| | 15 | Derron MOORE | R-FR / 6-0 / 230 |
| **CB** | **24** | **DJ CERISIER** | **R-FR / 6-0 / 190** |
| | 9 | Jaelen CARSON | SR / 6-0 / 190 |
| **CB** | **21** | **Nell DAVIS** | **SR / 6-2 / 185** |
| | 20 | Donovan STANLEY | GR / 6-0 / 175 |
| **S** | **3** | **CJ BARNES** | **SR / 5-11 / 175** |
| | 0 | TJ JONES | SR / 5-11 / 185 |
| **S** | **5** | **Antonio EPPS** | **R-JR / 5-10 / 195** |
| | 7 | Ethon COLE | R-FR / 6-1 / 200 |
| | 2 | Malichi LOWERY | SR / 5-10 / 175 |

## SPECIALISTS

| | | | |
|---|---|---|---|
| **PK** | **91** | **Brian BRUZDEWICZ** | **GR / 6-1 / 195** |
| | 80 | Andrew SMITH | SR / 6-6 / 225 |
| **KO** | **80** | **Andrew SMITH** | **SR / 6-6 / 225** |
| | 83 | Joey CORADO | SR / 5-9 / 200 |
| **LS** | **41** | **Tyler RIEGER** | **R-JR / 6-0 / 210** |
| | 72 | Nolan VIGLIOTTI | SR / 6-2 / 270 |
| **H** | **13** | **Jordan HEISEY** | **SR / 6-2 / 210** |
| | 32 | Michael BERARDUCCI | SR / 5-10 / 200 |
| **P** | **39** | **Kyle ROMENICK** | **GR / 6-2 / 220** |
| | 32 | Michael BERARDUCCI | SR / 5-10 / 200 |
| **PR** | **4** | **John ERBY** | **GR / 5-10 / 178** |
| | 5 | Joey ISABELLA | GR / 5-9 / 185 |
| **KR** | **0** | **TJ JONES** | **SR / 5-11 / 185** |
| | 9 | Jaelen CARSON | SR / 6-0 / 190 |

| # | Name | Pos. |
|---|---|---|
| 16 | ACKERMAN, A.J | DL |
| 9 | AFFUL, Tedy | WR |
| 6 | ARRINGTON, Ty | WR |
| 52 | AUSTIN, Kahini | OL |
| 3 | BARNES, CJ | DB |
| 56 | BEIDATSCH, Jr., Brian | OL |
| 32 | BERARDUCCI, Michael | P |
| 93 | BILLINGS, Aiden | DL |
| 31 | BOCZEK, Drew | DB |
| 26 | BONNER, Anthony | DB |
| 13 | BOYD, Khiryn | WR |
| 50 | BOYLE, Brady | OL |
| 79 | BRANDT, Tommy | OL |
| 90 | BROOKS, Matt | DL |
| 91 | BRUZDEWICZ, Brian | K |
| 29 | BUGGEY, Aidan | TE |
| 0 | BUTTS, Taj | RB |
| 81 | BYRD, Lamere | WR |
| 8 | CANTY, Noah | TE |
| 34 | CAPTLINE, Michael | DB |
| 9 | CARSON, Jaelen | DB |
| 64 | CELLETTI, Anthony | OL |
| 24 | CERISIER, DJ | DB |
| 48 | CHIARIZIO, Nate | TE |
| 67 | CLARK, Matt | K |
| 2 | CLEMENTS, JaMario | RB |
| 13 | CMIELEWSKI, Steven | LB |
| 7 | COLE, Ethon | DB |
| 12 | COLSTON, Javon | DB |
| 83 | CORADO, Joey | K/P |
| 28 | CUNNINGHAM, Sylas | DB |
| 67 | DAUD, Abdallah | OL |
| 21 | DAVIS, Nell | DB |
| 74 | DILTS, Jack | OL |
| 92 | DUNKLEY, Jack | DL |
| 5 | EPPS, Antonio | DB |
| 4 | ERBY, John | WR |
| 78 | FALLAH, Michael | OL |
| 55 | FARRELL, Jackson | OL |
| 37 | FELDSTEIN, Cole | LS |
| 1 | FRANKS, Khatavian | LB |
| 22 | FRAZIER, Cam | DB |
| 45 | FUSCA, Dom | LB |
| 26 | GLOVER, Tyler | TE |
| 15 | GOCHIS, Alex | WR |
| 81 | GRAHAM, Andrew | K/P |
| 77 | GUNN, Aaron | OL |
| 10 | HARPER, Nate | QB |
| 63 | HARRIS, Jaydon | OL |
| 11 | HARRIS, Justin | DB |
| 33 | HARRIS, Luke | LB |
| 11 | HARROLD, Garrett | QB |
| 13 | HEISEY, Jordan | QB |
| 26 | HOPKINS, Dazhaun | RB |
| 8 | HOWARD, Ty | LB |
| 5 | ISABELLA, Joey | WR |
| 43 | JANEDA, Brock | DB |
| 35 | JOHNSON, Evan | LB |
| 1 | JOHNSON, Jermaine | WR |
| 25 | JONES, Caleb | RB |
| 18 | JONES, Marshal | DB |
| 0 | JONES, TJ | DB |
| 53 | KEOGH, Nathan | LB |
| 97 | KURZINGER, Kevin | DL |

| # | Name | Yr. | Pos. | Ht. | Wt. | Hometown/High School (Transfer) |
|---|---|---|---|---|---|---|
| 0 | Taj Butts | R-Jr. | RB | 5-11 | 205 | St. Louis, MO / De Smet (Missouri) |
| 0 (D) | TJ Jones | Sr. | DB | 5-11 | 185 | Melbourne, FL / Eau Gallie (Gardner Webb) |
| 1 | Jermaine Johnson | Gr. | WR | 5-9 | 170 | Washington, DC / Dematha Catholic (UMass) |
| 1 (D) | Khatavian Franks | R-Sr. | LB | 6-2 | 225 | Americus, GA / Creekside (Georgia Tech) |
| 2 | JaMario Clements | R-Jr. | RB | 5-11 | 205 | Lafayette, GA / Lafayette |
| 2 (D) | Malichi "Greedy" Lowery | Sr. | DB | 5-10 | 175 | Lake Alfred, FL / Auburndale |
| 2 | Tim Lowery | Gr. | DB | 6-1 | 190 | Winter Haven, FL / Winter Haven |
| 3 | Ian Sheehan | Sr. | WR | 6-2 | 200 | Trevose, PA / Neshaminy (Shippensburg) |
| 3 (D) | CJ Barnes | Sr. | DB | 5-11 | 185 | Lakeland, FL / Lake Gibson |
| 4 | John Erby | Gr. | WR | 5-10 | 178 | Chester, SC / Chester (Rhode Island) |
| 5 | Joey Isabella | Gr. | WR | 5-9 | 185 | Mayfield, OH / Mayfield |
| 5 (D) | Antonio Epps | R-Jr. | DB | 5-10 | 195 | Liberty Borough, PA / South Allegheny |
| 6 | Ty Arrington | R-Sr. | WR | 6-0 | 185 | Highland, UT / Skyridge (Northern Colorado) |
| 6 | Logan Kushner | Fr. | QB | 6-0 | 200 | Pittsburgh, PA / North Allegheny |
| 6 (D) | Henry Pickens | Jr. | DB | 6-1 | 180 | Belle Glade, FL / Palmetto Prep Academy (S.C.) (Southeast Missouri St.) |
| 7 | Darius Perrantes | Sr. | QB | 6-0 | 220 | Los Angeles, CA / St. Francis (Rhode Island) |
| 7 (D) | Ethon Cole | R-Fr. | DB | 6-1 | 200 | Clermont, FL / Lake Minneola (Purdue) |
| 8 | Noah Canty | Sr. | TE | 6-2 | 220 | Dover, MA / Xaverian Brothers (Stonehill) |
| 8 (D) | Ty Howard | Jr. | LB | 6-0 | 200 | Cleveland, OH / Villa Angela-St. Joseph |
| 9 | Tedy Afful | Sr. | WR | 5-11 | 180 | Bloomfield, NJ / DePaul Catholic (Stony Brook) |
| 9 (D) | Jaelen Carson | Sr. | DB | 6-0 | 190 | Erie, PA / Cathedral Prep |
| 10 | Steven Mahar Jr. | Gr. | TE | 6-6 | 250 | Rochester, NY / Aquinas Institute (Syracuse) |
| 10 | Nate Harper | So. | QB | 5-11 | 185 | Pittsburgh, PA / Avonworth |
| 11 | Garrett Harrold | So. | QB | 6-4 | 205 | Ashville, PA / Penn Cambria |
| 11 (D) | Justin Harris | So. | DB | 6-3 | 205 | Richmond, VA / Mills E. Godwin |
| 12 | Javon Colston | Gr. | DB | 6-3 | 180 | Cleveland, OH / Ginn Academy (Walsh) |
| 13 | Jordan Heisey | Sr. | QB | 6-2 | 210 | Dillsburg, PA / Northern York (Lock Haven) |
| 13 (D) | Steven Cmielewski | Gr. | LB | 6-0 | 220 | Farmingdale, NJ / Red Bank Catholic (Stonehill) |
| 13 | Khiryn Boyd | Fr. | WR | 5-11 | 175 | Bakersfield, CA / North Allegheny (PA) |
| 14 | Tyler Padezan | Gr. | WR | 6-2 | 190 | East McKeesport, PA / East Allegheny |
| 14 (D) | Isaiah Summerlin | So. | DB | 6-2 | 195 | Cincinnati, OH / Archbishop Moeller |
| 15 | Alex Gochis | Jr. | WR | 6-3 | 190 | Pittsburgh, PA / Pine-Richland |
| 15 (D) | Derron Moore | R-Fr. | LB | 6-0 | 230 | Woodbury, NJ / Woodbury |
| 16 | Ethan Marker | R-Jr. | QB | 6-1 | 200 | Pittsburgh, PA / North Hills (Clarion / Lackawanna College) |
| 16 (D) | A.J. Ackerman | Gr. | DL | 6-5 | 300 | Elizabeth, PA / Elizabeth Forward |
| 17 | Riley Lisgar | Jr. | WR | 5-8 | 180 | Swedesboro, NJ / St. Augustine Prep |
| 17 (D) | Wayne Wade III | R-Jr. | DB | 5-11 | 175 | McKeesport, PA / Clairton |
| 18 | Xavier Rice | So. | QB | 6-3 | 205 | El Segundo, CA / St. John Bosco and Loyola |
| 18 (D) | Marshal Jones | Sr. | DB | 5-8 | 175 | Burlington, NJ / Burlington Township |
| 19 | Matt Schmitt | Jr. | WR | 6-1 | 180 | Pittsburgh, PA / Central Catholic |
| 19 (D) | Carlos Ramirez | Sr. | DL | 6-2 | 265 | Altadena, CA / John Muir (Pasadena City College) |
| 20 | Bryce Staretz | Fr. | RB | 6-0 | 220 | Mechanicsburg, PA / Cumberland Valley |
| 20 (D) | Donovan Stanley | Gr. | DB | 6-0 | 175 | Euclid, OH / St. Edward |
| 21 | Sam Neill | Sr. | WR | 6-0 | 190 | Pine Township, PA / Pine-Richland |
| 21 (D) | Nell Davis | Sr. | DB | 6-2 | 185 | Galloway, NJ / Eau Gallie (FL) (Rutgers) |
| 22 | Cam Frazier | Fr. | DB | 5-11 | 180 | Columbus, OH / Gahanna Lincoln |
| 23 | Max Sharp | Sr. | WR | 5-11 | 180 | Pittsburgh, PA / North Hills |
| 23 (D) | Clemente Ojinnaka | Gr. | DL | 6-3 | 255 | Hershey, PA / Milton Hershey |
| 24 | Shawn Solomon, Jr. | So. | RB | 6-0 | 200 | Pittsburgh, PA / Brashear |
| 24 (D) | DJ Cerisier | R-Fr. | DB | 6-0 | 190 | Cheltenham, PA / Upper Dublin |
| 25 | Caleb Jones | Fr. | RB | 5-9 | 190 | Ravenna, OH / Archbishop Hoban |
| 25 (D) | Jaylen Stephens | Sr. | LB | 6-1 | 210 | Bakersfield, CA / Frontier (Lackawanna College / Ferris State) |
| 26 | Dazhaun Hopkins | Fr. | RB | 5-10 | 185 | Norristown, PA / Roman Catholic |
| 26 | Tyler Glover | Fr. | TE | 6-2 | 215 | Collier Township, PA / Chartiers Valley |
| 26 (D) | Anthony Bonner | Fr. | DB | 6-0 | 190 | Neshannock, PA / Neshannock |
| 27 (D) | Nico Pate | Jr. | LB | 6-1 | 225 | Peters Township, PA / Peters Township (Miami (Ohio)) |
| 27 (D) | Dominic Yanoshak | So. | DB | 5-11 | 185 | Bedford, PA / Bishop Guilfoyle Catholic |
| 28 (D) | Quan Rhodes-McKee | Fr. | LB | 6-1 | 245 | Columbus, OH / Gahanna Lincoln |
| 28 (D) | Sylas Cunningham | Fr. | DB | 5-11 | 165 | Springboro, OH / Springboro |
| 29 | Aidan Buggey | Fr. | TE | 6-0 | 215 | Wexford, PA / North Allegheny |
| 30 | Daniel Tarabrella | So. | TE | 6-3 | 230 | Harrison City, PA / Penn Trafford |
| 30 (D) | Kevin O'Donnell | So. | LB | 5-10 | 215 | Pittsburgh, PA / North Allegheny |
| 31 | Drew Boczek | Fr. | DB | 5-10 | 175 | Morgantown, WV / Morgantown (St. Thomas More Prep (CT)) |
| 32 | Michael Berarducci | Sr. | K/P | 5-10 | 200 | Allison Park, PA / St. Augustine (Fla.) |

| # | Name | Pos. |
|---|---|---|
| 6 | KUSHNER, Logan | QB |
| 58 | LANCE, Carter | DL |
| 51 | LEHNER, Aiden | DL |
| 42 | LENZ, Connor | DL |
| 17 | LISGAR, Riley | WR |
| 2 | LOWERY, Malichi | DB |
| 2 | LOWERY, Tim | DB |
| 10 | MAHAR Jr., Steven | TE |
| 89 | MANNS, Haiden | DL |
| 86 | MARCINKO, Matt | K |
| 16 | MARKER, Ethan | QB |
| 76 | McDONOUGH, Kellen | OL |
| 57 | McLAURIN, Cameron | OL |
| 55 | MILLER, Luke | LB |
| 15 | MOORE, Derron | LB |
| 21 | NEILL, Sam | WR |
| 30 | O'DONNELL, Kevin | LB |
| 23 | OJINNAKA, Clemente | DL |
| 40 | OLAN, Brian | DL |
| 59 | OLIVER, Chris | OL |
| 87 | OSEKOWSKI, Mike | K |
| 14 | PADEZAN, Tyler | WR |
| 27 | PATE, Nico | LB |
| 69 | PATILLO, Zion | DL |
| 49 | PATTERSON, Jason | DL |
| 7 | PERRANTES, Darius | QB |
| 6 | PICKENS, Henry | DB |
| 47 | RAMIREZ, Adrian | DL |
| 19 | RAMIREZ, Carlos | DL |
| 95 | REESE III, Alex | DL |
| 28 | RHODES-MCKEE, Quan | LB |
| 18 | RICE, Xavier | QB |
| 41 | RIEGER, Tyler | LS |
| 44 | RIZZO, Gianni | LB |
| 39 | ROMENICK, Kyle | P |
| 71 | RORDAM, Evan | OL |
| 36 | ROTTINGHAUS, John | LB |
| 38 | SAIDI, Amine | DB |
| 54 | SATTERWHITE III, Gary | OL |
| 19 | SCHMITT, Matt | WR |
| 23 | SHARP, Max | WR |
| 3 | SHEEHAN, Ian | WR |
| 80 | SMITH, Andrew | K |
| 24 | SOLOMON Jr., Shawn | RB |
| 20 | STANLEY, Donovan | DB |
| 20 | STARETZ, Bryce | RB |
| 93 | STEPHENS, Jacob | DL |
| 25 | STEPHENS, Jaylen | LB |
| 14 | SUMMERLIN, Isaiah | DB |
| 30 | TARABRELLA, Daniel | TE |
| 46 | THOMAS, Sage | LB |
| 72 | VIGLIOTTI, Nolan | LS |
| 17 | WADE III, Wayne | DB |
| 27 | YANOSHAK, Dominic | DB |

| # | Name | Yr. | Pos. | Ht. | Wt. | Hometown/High School (Transfer) |
|---|---|---|---|---|---|---|
| 33 | Luke Harris | Sr. | LB | 6-0 | 220 | Pittsburgh, PA / Central Catholic |
| 34 | Michael Captline | So. | DB | 6-0 | 185 | McKees Rocks, PA / Montour |
| 35 | Evan Johnson | Fr. | LB | 6-0 | 195 | Gibsonia, PA / Pine-Richland |
| 36 | John Rottinghaus | So. | LB | 6-3 | 220 | Gibsonia, PA / Pine-Richland |
| 37 | Cole Feldstein | So. | LS | 5-10 | 185 | Pittsburgh, PA / Central Catholic (Duquesne / Mount Union) |
| 38 | Amine Saidi | Fr. | DB | 6-0 | 185 | Frederick, MD / Urbana High |
| 39 | Kyle Romenick | Gr. | P | 6-2 | 220 | Fort Mill, SC / Fort Mill (Akron / Elon) |
| 40 | Brian Olan | Jr. | DL | 6-3 | 240 | Cranberry Township, PA / Seneca Valley |
| 41 | Tyler Rieger | R-Jr. | LS | 6-0 | 210 | Pittsburgh, PA / Upper St. Clair (Akron) |
| 42 | Connor Lenz | Jr. | DL | 6-2 | 240 | Gibsonia, PA / Pine-Richland |
| 43 | Brock Janeda | So. | DB | 5-10 | 190 | McKees Rocks, PA / Montour |
| 44 | Gianni Rizzo | Gr. | LB | 6-2 | 225 | North Huntingdon, PA / Norwin (Youngstown State) |
| 45 | Dom Fusca | Jr. | LB | 5-10 | 220 | West Palm Beach, FL / Cardinal Newman |
| 46 | Sage Thomas | So. | LB | 6-2 | 225 | Mechanicsburg, PA / Mechanicsburg Area |
| 47 | Adrian Ramirez | So. | DL | 6-1 | 240 | Pasadena, CA / John Muir (Pasadena Community College) |
| 48 | Nate Chiarizio | So. | TE | 6-3 | 220 | Murrysville, PA / Franklin Regional |
| 49 | Jason Patterson | So. | DL | 6-4 | 240 | Philadelphia, PA / Roman Catholic |
| 50 | Brady Boyle | Fr. | OL | 6-2 | 255 | McKeesport, PA / McKeesport Area |
| 51 | Aiden Lehner | Jr. | DL | 6-3 | 250 | Franklin, TN / Page |
| 52 | Kahini Austin | So. | OL | 6-3 | 295 | Washington, DC / St. John's College High School |
| 53 | Nathan Keogh | So. | LB | 6-0 | 210 | Chesapeake, VA / Grassfield (Monterey Peninsula College) |
| 54 | Gary Satterwhite III | Sr. | OL | 6-1 | 300 | Farrell, PA / Farrell |
| 55 | Jackson Farrell | So. | OL | 6-2 | 285 | Pittsburgh, PA / Pittsburgh Central Catholic |
| 55 (D) | Luke Miller | So. | LB | 6-1 | 210 | Pittsburgh, PA / Pine-Richland (Kent State) |
| 56 | Brian Beidatsch, Jr. | Jr. | OL | 6-4 | 285 | Greenfield, WI / Marquette University HS |
| 57 | Cameron McLaurin | Sr. | OL | 6-2 | 285 | McKees Rocks, PA / Montour |
| 58 | Carter Lance | Fr. | DL | 6-3 | 265 | Pittsburgh, PA / Penn Hills |
| 59 | Chris Oliver | Gr. | OL | 6-4 | 315 | Erie, PA / Cathedral Prep (Bowling Green) |
| 63 | Jaydon Harris | Fr. | OL | 6-4 | 295 | Naples, FL / Golden Gate |
| 64 | Anthony Celletti | Jr. | OL | 6-2 | 285 | Bethel Park, PA / Bethel Park |
| 67 | Abdallah Daud | So. | OL | 6-5 | 290 | Pittsburgh, PA / North Allegheny |
| 67 | Matt Clark | Jr. | K | 5-9 | 170 | Easton, PA / Easton Area |
| 69 | Zion Patillo | So. | DL | 6-3 | 240 | Atlanta, GA / Riverwood International Charter |
| 71 | Evan Rordam | Fr. | OL | 6-4 | 290 | Tampa, FL / Jesuit |
| 72 | Nolan Vigliotti | Sr. | LS | 6-2 | 270 | Pittsburgh, PA / Central Catholic |
| 74 | Jack Dilts | Sr. | OL | 6-5 | 250 | Vandergrift, PA / Kiski Area |
| 76 | Kellen McDonough | R-Fr. | OL | 6-4 | 280 | Pittsburgh, PA / Woodland Hills (Eastern Michigan) |
| 77 | Aaron Gunn | R-Jr. | OL | 6-4 | 302 | New Castle, PA / Union Area (Louisville / James Madison) |
| 78 | Michael Fallah | Gr. | OL | 6-4 | 310 | Ramsey, NJ / Don Bosco Prep |
| 79 | Tommy Brandt | R-Jr. | OL | 6-5 | 295 | St. Paul, MN / St. Thomas Academy (UMass) |
| 80 | Andrew Smith | Sr. | K/P | 6-6 | 225 | Mentor, OH / Mentor |
| 81 | Lamere Byrd | Jr. | WR | 5-8 | 150 | Erie, PA / Mercyhurst Prep |
| 81 | Andrew Graham | So. | K/P | 6-0 | 200 | Jefferson Hills, PA / Thomas Jefferson |
| 83 | Joey Corado | Sr. | K/P | 5-9 | 200 | Hershey, PA / Hershey |
| 86 | Matt Marcinko | Fr. | K | 6-0 | 185 | McKees Rocks, PA / Montour |
| 87 | Mike Osekowski | So. | K | 5-11 | 210 | Pittsburgh, PA / Avonworth |
| 89 | Haiden Manns | Fr. | DL | 6-3 | 280 | Bellefontaine, OH / Bellefontaine |
| 90 | Matt Brooks | So. | DL | 6-2 | 280 | Monroeville, PA / Gateway |
| 91 | Brian Bruzdewicz | Gr. | K/P | 6-1 | 195 | McMurray, PA / Peters Township |
| 92 | Jack Dunkley | So. | DL | 6-4 | 250 | Penndel, PA / Neshaminy |
| 93 | Aiden Billings | Fr. | DL | 6-3 | 315 | Reston, VA / South Lakes |
| 93 | Jacob Stephens | So. | DL | 6-2 | 300 | Bakersfield, CA / North Allegheny (PA) (Lackawanna College) |
| 95 | Alex Reese III | Jr. | DL | 6-3 | 290 | Cleveland, OH / Euclid |
| 97 | Kevin Kurzinger | Gr. | DL | 6-2 | 275 | State College, PA / State College Area |

## PRONUNCIATION GUIDE

| | |
|---|---|
| 2 | juh-MAR-ee-oh KLEHM-ehNTS |
| 7 | EE-thin Cole |
| 7 | Darius per-EN-tez |
| 9 | Tedy uff-OOL |
| 10 | Steven muh-HAR |
| 12 | Jordan HIGH-zee |
| 13 | KIE-rin Boyd |
| 13 | Steven shim-uh-LOO-skee |
| 14 | Tyler PAD-eh-zan |
| 15 | Alex GO-chiss |
| 15 | DUH-ron Moore |
| 23 | cluh-MEN-tay oh-jin-AH-kuh |
| 24 | DJ suh-REE-see-ay |
| 26 | Da-shAWn Hopkins |
| 32 | Michael bare-are-DOO-chee |
| 56 | Brian BUY-datch, Jr. |
| 72 | Nolan vig-lee-OH-tee |
| 78 | Michael FAL-uh |
| 91 | Brian BRUZ-duh-witz |

# JERRY SCHMITT

## HEAD COACH // 20TH SEASON AT DUQUESNE // 127-85 [.599]
## WESTMINSTER [PA.] '83 // 25TH SEASON OVERALL // 155-106 [.594]

Nine conference championships (six NEC and three MAAC) and three trips to the NCAA Football Championship Subdivision (FCS) Playoffs highlight the resume of Duquesne's all-time winningest football coach Jerry Schmitt, who enters his 20th season as DU's head coach and 31st on the Dukes sideline in 2024.

A three-time finalist for STATS FCS Coach of the Year (2015, 2018, 2023), Schmitt earned his second Northeast Conference Coach of the Year honor in 2023, joining the 2018 honor. It was his fourth coach of the year selection at the helm of the Dukes (2x MAAC Coach of the Year in 2005 and 2006).

Schmitt has seen 12 players invited to NFL rookie camps over the past five seasons. In 2021, Duquesne standout Christian Kuntz was named to the Pittsburgh Steelers 53-man roster and became the second former Duke to appear in an NFL game.

Schmitt's Dukes have clinched a winning season for the 16th time in 20 seasons at the helm. He earned his 150th career win in the 2024 home-opening shutout of West Virginia Wesleyan, 35-0. Schmitt's 127 wins at the FCS level rank sixth among active coaches, and his 155 career wins rank seventh among active coaches.

With the 2024 season, Schmitt will pass Dan McCann for the longest tenured coach in program history. Schmitt served as defensive line coach during McCann's final season in 1992. McCann coached 19 seasons (1970-'83 and 1988-'92).

Schmitt, who played an important role in the development of the Duquesne football program as an assistant from 1985-87 and again from 1992-99, returned to the DU campus in 2005 after spending five years as head coach at his alma mater, Westminster College, in New Wilmington, Pa. The Pittsburgh native oversaw the program's move to the Northeast Conference and ensuing adoption of athletics-based aid in February of 2008.

The Dukes are the winningest program in the NEC over the past 13 seasons (since 2011) with six titles, more than 90 overall wins and 60 conference victories. The six conference championships overall are tied for the most in NEC history with Albany, Central Connecticut State, Robert Morris and Sacred Heart.

Headlined by five player of the years (three defensive and two offensive) and three rookie of the years (one defensive and two offensive), Schmitt has coached all 136 All-NEC selections in program history. The Dukes have had 64 players named first team all-conference since joining the league in 2008, including 19 over the last four seasons.

Duquesne became the first NEC member to defeat a Football Bowl Subdivision (FBS) opponent and garnered the Dukes the STATS Perform FCS Team of the Week honors in 2021 after pulling off a historic 28-26 victory at Ohio University.The team finished the season 7-3 overall and tied for second in the NEC standings with a 5-2 mark. Following the season, both left tackle Jake Dixon (Pittsburgh Steelers) and wide receiver Cyrus Holder (Chicago Bears) signed undrafted free agent deals.

Schmitt guided the Dukes to an undefeated regular season in 2020-21 as Duquesne played host to the first-ever NEC Championship game during the unprecedented spring season. Duquesne landed a league-high 16 players on the NEC's all-conference squads while left tackle Jake Dixon garnered All-America honors from the AFCA.

The 2024 NEC Champion Dukes were coached to their best conference start since joining the NEC at 5-0, then finished 6-1 with the second outright league title in program history. Schmitt, who was named the coach of the year in the conference was also an Eddie Robinson Award finalist, led Duquesne into the FCS playoffs for the third time. Darius Perrantes was named a finalist for the Walter Payton Award and a league-leading 10 Dukes were named to the All-NEC teams. Duquesne finished the season receiving votes in the national polls.

Schmitt captured his 100th win as Duquesne's head coach with a 17-0 triumph on the road at Wagner on March 14, 2021.

In his 15th season at the helm in 2019, Schmitt became the program's leader in victories with a 30-21 triumph over Saint Francis U on Nov. 2 at Arthur J. Rooney Field, winning his 98th game at Duquesne and passing Greg Gattuso.

In 2019, running back A.J. Hines became the program's all-time leading rusher during the season with 4,629 career yards, passing previous record-holder Larry McCoy (4,549 / 2009-12).

Schmitt helped the Dukes to a historic finish in 2018, winning their fifth NEC title, earning their second automatic bid to the FCS Playoffs as well as advancing to the second round of the postseason for the first time in program history with a 31-10 road victory at No. 16 Towson. Under Schmitt's guidance, Duquesne closed out the season ranked in both the STATS FCS Top 25 and AFCA Coaches' Poll for the first time ever.

In a season with a pair games against Football Bowl Subdivision (FBS) opponents, Schmitt led Duquesne to nine wins for the second time in his career on The Bluff. The NEC Co-Coach of the Year, he was also recognized as a finalist for the STATS FCS Eddie Robinson Award for FCS National Coach of the Year.

For the second straight season, a Duquesne player earned NEC Offensive Player of the Year laurels, as running back A.J. Hines ranked in the top five in the FCS in rushing yards. Hines was named an All-American by five different organizations and a finalist for the STATS FCS Walter Payton Award for the top offensive player at the FCS level, as well.

Nehari Crawford graduated following the 2018 season as the program's all-time leader in receiving yards and receptions before becoming the second player to accept an invitation to the NFLPA Collegiate Bowl at the Rose Bowl in Pasadena, Calif.

The Dukes put together a seven-game winning streak in 2017, their most wins in a row since the 2002 campaign. Duquesne landed a league-high 12 players on the All-NEC teams including First Team honoree and Offensive Player of the Year Tommy Stuart, who became the first Dukes player to garner the award. Stuart was also a finalist for the Walter Payton Award.
Ben Huss, a four-year starter and all-conference selection on the offensive line was named an All-American in

### THE SCHMITT FILE

| | |
|---|---|
| **Hometown** | Pittsburgh, Pa. |
| **High School** | Keystone Oaks |
| **College** | Westminster (Pa.) |
| **Family** | Wife, Paula |
| | Son, Matthew (Junior WR on Team) |

### AS DUQUESNE HEAD COACH

| | |
|---|---|
| Years | 20th season |
| Record | 127-85 |
| NEC Record | 70-41 |
| NEC Championships | 6 |
| MAAC Championships | 3 |
| FCS Playoff Appearances | 3 |

### COACHING HISTORY

**2005-Present: Duquesne**
Head Coach
**2000-2005: Westminster (Pa.)**
Head Coach
**1993-2000: Duquesne**
Offensive Coordinator/Asst. Head Coach
**1992: Duquesne**
Defensive Line
**1990-91: South Fayette High School**
Head Coach
**1989: Bethel Park High School**
Offensive/Defensive Line Coach
**1988: Avonworth High School**
Offensive/Defensive Line Coach
**1985-87: Duquesne**
Offensive Line
**1983-84: West Allegheny High School**
Offensive/Defensive Line Coach

### YEAR-BY-YEAR

| Season | School | Record |
|---|---|---|
| 2000 | Westminster (Pa.) | 8-2 |
| 2001 | Westminster (Pa.) | 4-5 |
| 2002 | Westminster (Pa.) | 6-4 |
| 2003 | Westminster (Pa.) | 5-5 |
| 2004 | Westminster (Pa.) | 5-5 |
| | **5 seasons** | **28-21** |
| 2005 | Duquesne | 7-3 |
| 2006 | Duquesne | 7-3 |
| 2007 | Duquesne | 6-4 |
| 2008 | Duquesne | 3-7 |
| 2009 | Duquesne | 3-8 |
| 2010 | Duquesne | 7-4 |
| 2011 | Duquesne | 9-2 |
| 2012 | Duquesne | 5-6 |
| 2013 | Duquesne | 7-4 |
| 2014 | Duquesne | 6-6 |
| 2015 | Duquesne | 8-4 |
| 2016 | Duquesne | 8-3 |
| 2017 | Duquesne | 7-4 |
| 2018 | Duquesne | 9-4 |
| 2019 | Duquesne | 6-5 |
| 2020-21 | Duquesne | 4-1 |
| 2021 | Duquesne | 7-3 |
| 2022 | Duquesne | 4-7 |
| 2023 | Duquesne | 7-5 |
| 2024 | Duquesne | 7-2 |
| **20th season** (at Duquesne) | | **127-85** |
| **25th season** (Overall) | | **155-106** |

2017 by the Associated Press, STATS FCS and HERO Sports while also becoming the first player from Duquesne to play in the NFLPA Collegiate Bowl.

In 2016, Duquesne, which tied for the NEC title, was one of just four FCS programs with players among the finalists for the three major FCS individual awards. Linebacker Christian Kuntz finished 12th in the voting for the Buck Buchanan Award (top defensive player), quarterback Dillon Buechel was a finalist for the Walter Payton Award (top offensive player) and freshman A.J. Hines was named winner of the Jerry Rice Award (top freshman).

In 2015, Duquesne went 5-1 in conference play, earning its first outright NEC title and the league's automatic bid to the FCS Playoffs, Duquesne's first.

In 2013, Duquesne once again earned a share of the title - this time tying with Sacred Heart. The 2014 season saw the Dukes finish 6-6 overall.

In 2011, Schmitt continued Duquesne's transition as a scholarship-granting associate member of the Northeast Conference by guiding the Dukes to a 9-2 record and NEC co-Championship with a 7-1 record. The 2011 co-title was part of a gradual progression for the Dukes who finished the 2010 season with a 7-4 record and third place league finish with a 5-3 mark.

In 2010, with DU's first scholarship class comprising a good portion of the sophomore and junior classes, the Dukes broke through with their third place NEC finish.

In 2007, Duquesne won a share of its ninth consecutive MAAC title in posting a 6-4 overall record. In their first two seasons as a scholarship program since the 1950s, went 3-7 in the school's inaugural season in the NEC and followed that with a 3-8 record in 2009.

Schmitt wasted no time putting his mark on the program by leading the Dukes to three consecutive Metro Atlantic Athletic Conference Football League championships and earning MAAC Coach of the Year two times in his first three seasons as head coach.

In Schmitt's first season, the Dukes posted a 7-3 record (4-0 in the MAAC) - against the most challenging I-AA mid-major schedule a Duquesne team ever faced - and finished with a No. 3 national ranking in The Sports Network I-AA Mid-Major Top 10. The 2005 Dukes finished ranked No. 1 nationally in I-AA total defense, rushing defense and pass efficiency defense.

In year two, Schmitt again led DU to a 7-3 record (3-1 in the MAAC) and eighth consecutive MAAC championship as the Dukes finished ranked sixth in The Sports Network I-AA Mid-Major Top 10. The 2006 Dukes ranked second nationally in passing offense and 15th in total offense.

Winning titles at Duquesne is nothing new to Schmitt, who helped the Dukes to their first three MAAC championships in 1995, 1996 & 1999 and the school's first Eastern College Athletic Conference (ECAC) Bowl game in 1996, during his 11 years as an assistant.

Schmitt, who served under three different head coaches in Terry Russell (1985-87), Dan McCann (1992) and Greg Gattuso (1993-99), was the offensive coordinator for his last seven seasons at DU, during which time the Dukes posted a 53-21 record, won three titles and saw 16 different offensive players named First Team All-MAAC. He was promoted to assistant head coach by Gattuso prior to the 1994 season. Schmitt accepted the head coaching position at Westminster in March of 2000.

While at Westminster, Schmitt posted a 28-21 record in overseeing the Titans' transition from NCAA Division II to the Division III level. He led Westminster to an 8-2 mark including a 5-0 record against teams from the Presidents' Athletic Conference (PAC) in 2000. After a rebuilding campaign in 2001, Westminster continued to make strides under Schmitt's leadership in 2002, as the Titans finished 6-4 overall (4-1 in league play) and placed second in their first season of eligibility for the PAC title. In 2003, Westminster overcame a challenging non-conference schedule against scholarship teams to contend for the conference title in the final week of the season. In 2004, the Titans rallied from an 0-2 start to post wins in five of their last eight games.

Schmitt's offenses set five single-game records and produced four of the seven 1,000-yard rushers in school history. Forty-four of his players earned All-Conference honors in the three years his players were eligible for post-season recognition.

Prior to his first stop at Duquesne, Schmitt established himself at the high school level in western Pennsylvania where he served as head coach at South Fayette High School (1990-91), offensive and defensive line coach at Bethel Park High School (1989), offensive and defensive line coach at Avonworth High School (1988) and offensive and defensive line coach and junior varsity head coach at West Allegheny High School (1983-84).

In addition to his football coaching background, Schmitt served as head girls basketball coach at Beaver Area High School from 1987-99 and has also served as head track & field coach at West Allegheny High School (1984) and Weirton (W.Va.) Madonna High School (1983). Prior to returning to Westminster, Schmitt worked full time as a teacher in the Beaver Area school district from 1987-99.

A 1983 Westminster graduate, Schmitt was a three-year letterman and two-year starter on the offensive line under head coach Joe Fusco, leading the Titans to an undefeated regular season as a senior in 1981.

Schmitt, who graduated from Pittsburgh's Keystone Oaks High School in 1978 and his wife, Paula, who earned her master's degree at Duquesne, reside in Pittsburgh with their son Matthew Jake, who is a junior on the Bluff.

## COACHING STAFF

**ANTHONY DORIA**
**Offensive Coordinator/ Quarterbacks**
14th season
Saint Francis U '07

**MICKEY JACOBS**
**Defensive Coordinator/ Linebackers**
3rd season
Duquesne '17

**LUKE SMITH**
**Wide Receivers/ Director of Operations**
9th season
Maryland '15

**MIKE SILIANOFF**
**Offensive Line/ Assistant Head Coach**
18th season
Westminster (Pa.) '82

**HUNTER GEISEL**
**Tight Ends/ Run Game Coordinator**
5th season
Duquesne '20

**COLIN GOODFELLOW**
**Special Teams Coordinator**
2nd Season
Kentucky '23

**PAUL GRATTAN**
**Running Backs**
2nd Season
UCLA '22

**GARRETT MACK**
**Defensive Line**
1st Season
Baldwin Wallace '15

**DARNELL RICHARDSON**
**Cornerbacks**
15th season
Marshall '96

**DQ JAMISON**
**Defensive Backs**
1st season
Central Michigan '19

**DERIK ABBOTT**
**Offensive Assistant/ Pass Game Specialist**
1st season
Robert Morris '16

**JACOB SAKK**
**Director of Player Personnel**
3rd season
Duquesne '23

**BROCK DIETER**
**Offensive Quality Control**
3rd season
Duquesne '22

## Team Results

| | Date | Opponent | | Score | Att. |
|---|---|---|---|---|---|
| | 08/29/2024 | at Toledo | L | 10-49 | 23515 |
| | 09/07/2024 | at Boston College | L | 0-56 | 38441 |
| | 09/14/2024 | at Youngstown St. | W | 28-25 | 12415 |
| | 09/21/2024 | West Va. Wesleyan | W | 35-0 | 1864 |
| * | 10/05/2024 | LIU | W | 47-21 | 2956 |
| * | 10/12/2024 | at Saint Francis | W | 38-7 | 1799 |
| * | 10/26/2024 | at Stonehill | W | 48-34 | 1117 |
| | 11/02/2024 | Mercyhurst | W | 31-24 | 1654 |
| * | 11/09/2024 | Robert Morris | W | 31-6 | 2018 |

## Rushing

| Player | gp | att | gain | loss | net | avg | td | lg | avg/g |
|---|---|---|---|---|---|---|---|---|---|
| JaMario Clements | 9 | 141 | 985 | 15 | 970 | 6.9 | 6 | 86 | 107.8 |
| Shawn Solomon, Jr. | 8 | 62 | 249 | 17 | 232 | 3.7 | 2 | 28 | 29.0 |
| Taj Butts | 4 | 36 | 162 | 11 | 151 | 4.2 | 0 | 21 | 37.8 |
| Dazhaun Hopkins | 2 | 19 | 72 | 3 | 69 | 3.6 | 0 | 22 | 34.5 |
| Jordan Heisey | 9 | 10 | 35 | 5 | 30 | 3.0 | 0 | 11 | 3.3 |
| Michael Berarducci | 4 | 1 | 25 | 0 | 25 | 25.0 | 0 | 25 | 6.3 |
| Caleb Jones | 2 | 7 | 17 | 0 | 17 | 2.4 | 0 | 4 | 8.5 |
| John Erby | 9 | 2 | 14 | 0 | 14 | 7.0 | 0 | 13 | 1.6 |
| Darius Perrantes | 8 | 19 | 71 | 57 | 14 | 0.7 | 1 | 20 | 1.8 |
| Joey Isabella | 8 | 2 | 14 | 0 | 14 | 7.0 | 0 | 13 | 1.8 |
| Tedy Afful | 9 | 1 | 5 | 0 | 5 | 5.0 | 0 | 5 | 0.6 |
| Team | 9 | 8 | 0 | 18 | -18 | -2.3 | 0 | 0 | -2.0 |
| **Total** | **9** | **308** | **1649** | **126** | **1523** | **4.9** | **10** | **86** | **169.2** |
| **Opponents** | **9** | **283** | **1304** | **242** | **1062** | **3.8** | **12** | **48** | **118.0** |

## Passing

| Player | gp | effic | comp-att-int | pct | yds | td | lg | avg/g |
|---|---|---|---|---|---|---|---|---|
| Darius Perrantes | 8 | 152.8 | 122-208-6 | 58.7 | 1649 | 21 | 64 | 206.1 |
| Jordan Heisey | 9 | 150.6 | 22-31-1 | 71.0 | 200 | 3 | 25 | 22.2 |
| Xavier Rice | 2 | 0.0 | 0-3-0 | 0.0 | 0 | 0 | 0 | 0.0 |
| **Total** | **9** | **150.6** | **144-242-7** | **59.5** | **1849** | **24** | **64** | **205.4** |
| **Opponents** | **9** | **138.1** | **159-265-7** | **60.0** | **1924** | **18** | **72** | **213.8** |

## Receiving

| Player | gp | no. | yds | avg | td | lg | avg/g |
|---|---|---|---|---|---|---|---|
| John Erby | 9 | 38 | 552 | 14.5 | 6 | 45 | 61.3 |
| Tedy Afful | 9 | 32 | 365 | 11.4 | 5 | 44 | 40.6 |
| Joey Isabella | 8 | 31 | 525 | 16.9 | 7 | 64 | 65.6 |
| Jermaine Johnson | 8 | 17 | 188 | 11.1 | 3 | 33 | 23.5 |
| Steven Mahar Jr. | 7 | 5 | 11 | 2.2 | 1 | 12 | 1.6 |
| JaMario Clements | 9 | 5 | 29 | 5.8 | 0 | 14 | 3.2 |
| Shawn Solomon, Jr. | 8 | 4 | 42 | 10.5 | 1 | 36 | 5.3 |
| Ty Arrington | 9 | 3 | 26 | 8.7 | 0 | 13 | 2.9 |
| Daniel Tarabrella | 9 | 3 | 42 | 14.0 | 0 | 31 | 4.7 |
| Taj Butts | 4 | 2 | 18 | 9.0 | 0 | 13 | 4.5 |
| Khiryn Boyd | 4 | 2 | 12 | 6.0 | 0 | 7 | 3.0 |
| Ian Sheehan | 8 | 1 | 35 | 35.0 | 0 | 35 | 4.4 |
| Noah Canty | 2 | 1 | 4 | 4.0 | 1 | 4 | 2.0 |
| **Total** | **9** | **144** | **1849** | **12.8** | **24** | **64** | **205.4** |
| **Opponents** | **9** | **159** | **1924** | **12.1** | **18** | **72** | **213.8** |

## Game Records

| Record | Overall | Home | Away | Neutral |
|---|---|---|---|---|
| ALL GAMES | 7-2 | 4-0 | 3-2 | 0-0 |
| CONFERENCE | 4-0 | 2-0 | 2-0 | 0-0 |
| NON-CONFERENCE | 3-2 | 2-0 | 1-2 | 0-0 |

## Team Statistics

| | DU | OPP |
|---|---|---|
| **First Downs** | **171** | **167** |
| Rushing | 74 | 61 |
| Passing | 86 | 86 |
| Penalty | 11 | 20 |
| **Rushing Yardage** | **1523** | **1062** |
| Rushing attempts | 308 | 283 |
| Average per rush | 4.9 | 3.8 |
| Average per game | 169.2 | 118.0 |
| TDs Rushing | 10 | 12 |
| **Passing Yardage** | **1849** | **1924** |
| Comp-Att-Int | 144-242-7 | 159-265-7 |
| Average per pass | 7.6 | 7.3 |
| Average per catch | 12.8 | 12.1 |
| Average per game | 205.4 | 213.8 |
| TDs Passing | 24 | 18 |
| **Total offense** | **3372** | **2986** |
| Average per play | 6.1 | 5.4 |
| Average per game | 374.7 | 331.8 |
| **Kick returns: #-Yards** | **24-351** | **33-603** |
| **Punt returns: #-Yards** | **15-86** | **17-203** |
| **Int returns: #-Yards** | **7-92** | **7-84** |
| **Fumbles-Lost** | **10-4** | **11-4** |
| **Penalties-Yards** | **63-552** | **55-523** |
| **Punts-Avg** | **37-42.6** | **41-40.5** |
| **Time of possession / game** | **30:54** | **28:35** |
| **3rd-down conversion** | **52/116** | **36/110** |
| **4rd-down conversion** | **12/13** | **12/19** |
| **PAT-attempts** | **(34-36) 94%** | **(28-29) 97%** |
| **2-point conversion-attempts** | **(0-0) 0%** | **(1-2) 50%** |

## Interceptions

| Player | no. | yds | avg | td | lg |
|---|---|---|---|---|---|
| Ty Howard | 3 | 45 | 15.0 | 1 | 40 |
| CJ Barnes | 1 | 4 | 4.0 | 0 | 4 |
| Antonio Epps | 1 | 0 | 0.0 | 0 | 0 |
| Carnell Davis | 1 | 35 | 35.0 | 0 | 35 |
| Luke Miller | 1 | 8 | 8.0 | 0 | 8 |
| **Total** | **7** | **92** | **13.1** | **1** | **40** |
| **Opponents** | **7** | **84** | **12.0** | **1** | **45** |

**Field Goals**

| Player | fg | pct. | 01-19 | 20-29 | 30-39 | 40-49 | 50-99 | lg | blk |
|---|---|---|---|---|---|---|---|---|---|
| Brian Bruzdewicz | 6-9 | 66.7 | 0-0 | 3-3 | 3-5 | 0-1 | 0-0 | 33 | 0 |
| **Opponents** | **2-5** | **40.0** | **0-0** | **1-2** | **0-1** | **1-1** | **0-1** | **45** | **0** |

**Scoring**

| | | | PAT | | | | | | |
|---|---|---|---|---|---|---|---|---|---|
| **Player** | **td** | **fg** | **kick** | **rush** | **rcv** | **pass** | **dxp** | **saf** | **pts** |
| Brian Bruzdewicz | - | 6-9 | 28-30 | - | - | - | - | - | 46 |
| Joey Isabella | 7 | - | - | - | - | - | - | - | 42 |
| John Erby | 6 | - | - | - | - | - | - | - | 36 |
| JaMario Clements | 6 | - | - | - | - | - | - | - | 36 |
| Tedy Afful | 5 | - | - | - | - | - | - | - | 30 |
| Jermaine Johnson | 3 | - | - | - | - | - | - | - | 18 |
| Shawn Solomon, Jr. | 3 | - | - | - | - | - | - | - | 18 |
| Steven Mahar Jr. | 1 | - | - | - | - | - | - | - | 6 |
| Darius Perrantes | 1 | - | - | - | - | - | - | - | 6 |
| Malichi Lowery | 1 | - | - | - | - | - | - | - | 6 |
| Noah Canty | 1 | - | - | - | - | - | - | - | 6 |
| Ty Howard | 1 | - | - | - | - | - | - | - | 6 |
| Daniel Tarabrella | 1 | - | - | - | - | - | - | - | 6 |
| Andrew Smith | - | - | 5-5 | - | - | - | - | - | 5 |
| Joey Corado | - | - | 1-1 | - | - | - | - | - | 1 |
| **Total** | **36** | **6-9** | **34-36** | **0** | **0** | **0** | **0** | **0** | **268** |
| **Opponents** | **31** | **2-5** | **28-29** | **0** | **1** | **1** | **0** | **0** | **222** |

**Score by Periods**

| Team | 1st | 2nd | 3rd | 4th | OT | TOT |
|---|---|---|---|---|---|---|
| Duquesne | 61 | 100 | 45 | 62 | 0 | 268 |
| Opponents | 45 | 65 | 56 | 56 | 0 | 222 |

**Punting**

| Player | no. | yds | avg | lg | tb | fc | i20 | 50+ | blk |
|---|---|---|---|---|---|---|---|---|---|
| Kyle Romenick | 33 | 1414 | 42.8 | 73 | 2 | 7 | 7 | 5 | 0 |
| Michael Berarducci | 4 | 162 | 40.5 | 42 | 0 | 0 | 2 | 0 | 0 |
| **Total** | **37** | **1576** | **42.6** | **73** | **2** | **7** | **9** | **5** | **0** |
| **Opponents** | **41** | **1661** | **40.5** | **69** | **2** | **9** | **9** | **8** | **0** |

**Punt Returns**

| Player | no. | yds | avg | td | lg |
|---|---|---|---|---|---|
| John Erby | 15 | 86 | 5.7 | 0 | 32 |
| **Total** | **15** | **86** | **5.7** | **0** | **32** |
| **Opponents** | **17** | **203** | **11.9** | **0** | **41** |

**Kick Returns**

| Player | no. | yds | avg | td | lg |
|---|---|---|---|---|---|
| Jermaine Johnson | 7 | 124 | 17.7 | 0 | 32 |
| Riley Lisgar | 3 | 37 | 12.3 | 0 | 14 |
| Khiryn Boyd | 3 | 37 | 12.3 | 0 | 20 |
| Cam Frazier | 3 | 56 | 18.7 | 0 | 24 |
| Jaelen Carson | 2 | 32 | 16.0 | 0 | 17 |
| T.J. Jones | 2 | 63 | 31.5 | 0 | 36 |
| John Erby | 1 | 0 | 0.0 | 0 | 0 |
| Tedy Afful | 1 | 2 | 2.0 | 0 | 2 |
| Jordan Heisey | 1 | 0 | 0.0 | 0 | 0 |
| Alex Gochis | 1 | 0 | 0.0 | 0 | 0 |
| **Total** | **24** | **351** | **14.6** | **0** | **36** |
| **Opponents** | **33** | **603** | **18.3** | **0** | **39** |

**All Purpose**

| Player | g | rush | rcv | pr | kr | ir | total | avg/g |
|---|---|---|---|---|---|---|---|---|
| JaMario Clements | 9 | 970 | 29 | 0 | 0 | 0 | 999 | 111.0 |
| John Erby | 9 | 14 | 552 | 86 | 0 | 0 | 652 | 72.4 |
| Joey Isabella | 8 | 14 | 525 | 0 | 0 | 0 | 539 | 67.4 |
| Tedy Afful | 9 | 5 | 365 | 0 | 2 | 0 | 372 | 41.3 |
| Jermaine Johnson | 8 | 0 | 188 | 0 | 124 | 0 | 312 | 39.0 |
| Shawn Solomon, Jr. | 8 | 232 | 42 | 0 | 0 | 0 | 274 | 34.3 |
| Taj Butts | 4 | 151 | 18 | 0 | 0 | 0 | 169 | 42.3 |
| Dazhaun Hopkins | 2 | 69 | 0 | 0 | 0 | 0 | 69 | 34.5 |
| T.J. Jones | 9 | 0 | 0 | 0 | 63 | 0 | 63 | 7.0 |
| Cam Frazier | 5 | 0 | 0 | 0 | 56 | 0 | 56 | 11.2 |
| Khiryn Boyd | 4 | 0 | 12 | 0 | 37 | 0 | 49 | 12.3 |
| Ty Howard | 7 | 0 | 0 | 0 | 0 | 45 | 45 | 6.4 |
| Daniel Tarabrella | 9 | 0 | 42 | 0 | 0 | 0 | 42 | 4.7 |
| Riley Lisgar | 7 | 0 | 0 | 0 | 37 | 0 | 37 | 5.3 |
| Ian Sheehan | 8 | 0 | 35 | 0 | 0 | 0 | 35 | 4.4 |
| Carnell Davis | 9 | 0 | 0 | 0 | 0 | 35 | 35 | 3.9 |
| Jaelen Carson | 9 | 0 | 0 | 0 | 32 | 0 | 32 | 3.6 |
| Jordan Heisey | 9 | 30 | 0 | 0 | 0 | 0 | 30 | 3.3 |
| Ty Arrington | 9 | 0 | 26 | 0 | 0 | 0 | 26 | 2.9 |
| Michael Berarducci | 4 | 25 | 0 | 0 | 0 | 0 | 25 | 6.3 |
| Caleb Jones | 2 | 17 | 0 | 0 | 0 | 0 | 17 | 8.5 |
| Darius Perrantes | 8 | 14 | 0 | 0 | 0 | 0 | 14 | 1.8 |
| Steven Mahar Jr. | 7 | 0 | 11 | 0 | 0 | 0 | 11 | 1.6 |
| Luke Miller | 8 | 0 | 0 | 0 | 0 | 8 | 8 | 1.0 |
| CJ Barnes | 9 | 0 | 0 | 0 | 0 | 4 | 4 | 0.4 |
| Noah Canty | 2 | 0 | 4 | 0 | 0 | 0 | 4 | 2.0 |
| **Total** | **9** | **1523** | **1849** | **86** | **351** | **92** | **3901** | **433.4** |
| **Opponents** | **9** | **1062** | **1924** | **203** | **603** | **84** | **3876** | **430.7** |

**Total Offense**

| Player | g | plays | rush | pass | total | avg/g |
|---|---|---|---|---|---|---|
| Darius Perrantes | 8 | 227 | 14 | 1649 | 1663 | 207.9 |
| JaMario Clements | 9 | 141 | 970 | 0 | 970 | 107.8 |
| Shawn Solomon, Jr. | 8 | 62 | 232 | 0 | 232 | 29.0 |
| Jordan Heisey | 9 | 41 | 30 | 200 | 230 | 25.6 |
| Taj Butts | 4 | 36 | 151 | 0 | 151 | 37.8 |
| Dazhaun Hopkins | 2 | 19 | 69 | 0 | 69 | 34.5 |
| Michael Berarducci | 4 | 1 | 25 | 0 | 25 | 6.3 |
| Caleb Jones | 2 | 7 | 17 | 0 | 17 | 8.5 |
| John Erby | 9 | 2 | 14 | 0 | 14 | 1.6 |
| Joey Isabella | 8 | 2 | 14 | 0 | 14 | 1.8 |
| Tedy Afful | 9 | 1 | 5 | 0 | 5 | 0.6 |
| **Total** | **9** | **550** | **1523** | **1849** | **3372** | **374.7** |
| **Opponents** | **9** | **548** | **1062** | **1924** | **2986** | **331.8** |

**Team Defense**

| | | | Tackles | | | | Sacks | Pass defense | | | Fumbles | | blkd | |
|---|---|---|---|---|---|---|---|---|---|---|---|---|---|---|
| ## | Player | gp | ua | a | tot | tfl/yds | no-yds | int-yds | brup | qbh | fr-yds | ff | kick | saf |
| 3 | CJ Barnes | 9 | 26 | 19 | 45 | 1.5-7 | . | 1-4 | 3 | . | . | 1 | . | . |
| 5 | Antonio Epps | 9 | 25 | 15 | 40 | 1-1 | . | 1-0 | 2 | . | . | 1 | . | . |
| 8 | Ty Howard | 7 | 17 | 22 | 39 | 3-14 | 2-14 | 3-45 | 1 | 1 | 1-6 | . | . | . |
| 55 | Luke Miller | 8 | 23 | 16 | 39 | 3.5-7 | . | 1-8 | . | . | . | 1 | . | . |
| 44 | Gianni Rizzo | 9 | 16 | 16 | 32 | 4-11 | 1-2 | . | 1 | 2 | . | . | . | . |
| 0 | T.J. Jones | 9 | 21 | 5 | 26 | 2-8 | 1-7 | . | . | 1 | . | . | . | . |
| 21 | Carnell Davis | 9 | 17 | 7 | 24 | 2-2 | . | 1-35 | 3 | 1 | . | . | . | . |
| 1 | Khatavian Franks | 5 | 14 | 10 | 24 | 2.5-15 | 1.5-14 | . | 1 | 1 | . | . | . | . |
| 15 | Derron Moore | 9 | 13 | 11 | 24 | 2-3 | . | . | 1 | . | . | . | . | . |
| 7 | Ethon Cole | 9 | 13 | 9 | 22 | . | . | . | 4 | 1 | . | 2 | . | . |
| 92 | Jack Dunkley | 9 | 15 | 7 | 22 | 10.5-64 | 8.5-57 | . | 1 | 5 | . | 2 | . | . |
| 49 | Jason Patterson | 9 | 12 | 9 | 21 | 7-26 | 3-14 | . | 1 | 5 | . | . | . | . |
| 97 | Kevin Kurzinger | 9 | 8 | 9 | 17 | 5-32 | 1.5-18 | . | 2 | 3 | 1-0 | . | . | . |
| 16 | A.J. Ackerman | 9 | 7 | 9 | 16 | 1.5-3 | 0.5-1 | . | 1 | 4 | . | . | . | . |
| 9 | Jaelen Carson | 9 | 10 | 6 | 16 | . | . | . | . | . | . | . | . | . |
| 24 | DJ Cerisier | 9 | 10 | 6 | 16 | 1-2 | . | . | 3 | . | . | . | . | . |
| 20 | Donovan Stanley | 9 | 8 | 7 | 15 | 2-3 | . | . | 2 | . | . | . | . | . |
| 47 | Adrian Ramirez | 9 | 10 | 4 | 14 | 4.5-22 | 2.5-20 | . | 1 | 3 | . | . | . | . |
| 27 | Nico Pate | 9 | 6 | 7 | 13 | 2-7 | 1-6 | . | . | 2 | . | . | . | . |
| 23 | Clemente Ojinnaka | 9 | 6 | 5 | 11 | 0.5-4 | 0.5-4 | . | . | . | . | . | . | . |
| 12 | Javon Colston | 8 | 6 | 4 | 10 | . | . | . | . | . | . | . | . | . |
| 2 | Malichi Lowery | 8 | 6 | 4 | 10 | . | . | . | . | 1 | 1-40 | 1 | . | . |
| 25 | Jaylen Stephens | 9 | 6 | 3 | 9 | . | . | . | 1 | . | . | . | . | . |
| 11 | Justin Harris | 9 | 3 | 2 | 5 | . | . | . | . | . | 1-0 | . | . | . |
| 40 | Brian Olan | 9 | 2 | 2 | 4 | . | . | . | . | 1 | . | . | . | . |
| 19 | Carlos Ramirez | 7 | 1 | 3 | 4 | 1.5-7 | 1-6 | . | 1 | . | . | . | . | . |
| 30 | Daniel Tarabrella | 9 | 1 | 3 | 4 | . | . | . | . | . | . | . | . | . |
| 2 | Tim Lowery | 2 | 1 | 2 | 3 | . | . | . | . | . | . | . | . | . |
| 6 | Ty Arrington | 9 | 3 | . | 3 | . | . | . | . | . | . | . | . | . |
| 45 | Dom Fusca | 5 | 1 | 1 | 2 | . | . | . | . | . | . | . | . | . |
| 15 | Alex Gochis | 8 | 2 | . | 2 | . | . | . | . | . | . | . | . | . |
| 6 | Henry Pickens III | 3 | 1 | 1 | 2 | . | . | . | . | . | . | . | . | . |
| 90 | Matt Brooks | 8 | 1 | 1 | 2 | . | . | . | . | . | . | . | . | . |
| 14 | Isaiah Summerlin | 3 | 2 | . | 2 | . | . | . | . | . | . | . | . | . |
| 22 | Cam Frazier | 5 | 2 | . | 2 | . | . | . | . | . | . | . | . | . |
| 9 | Tedy Afful | 9 | 1 | . | 1 | . | . | . | . | . | . | . | . | . |
| 57 | Cameron McLaurin | 9 | 1 | . | 1 | . | . | . | . | . | . | . | . | . |
| 41 | Tyler Rieger | 9 | . | 1 | 1 | . | . | . | . | . | . | . | . | . |
| 17 | Riley Lisgar | 7 | . | 1 | 1 | . | . | . | . | . | . | . | . | . |
| 24 | Shawn Solomon, Jr. | 8 | 1 | . | 1 | . | . | . | . | . | . | . | . | . |
| 13 | Khiryn Boyd | 4 | 1 | . | 1 | . | . | . | . | . | . | . | . | . |
| 58 | Carter Lance | 8 | . | 1 | 1 | . | . | . | . | . | . | . | . | . |
| 91 | Brian Bruzdewicz | 9 | . | . | . | . | . | . | . | . | . | . | . | . |
| | **Totals** | **9** | **319** | **228** | **547** | **57-238** | **24-163** | **7-92** | **29** | **31** | **4-46** | **8** | **0** | **0** |
| | Opponents | 9 | 309 | 226 | 535 | 31-109 | 6-42 | 7-84 | 30 | 14 | 4--1 | 5 | 1 | 0 |

| Opponent | Score | First Downs Total | First Downs Rush | First Downs Pass | First Downs Pen | Rushing Number-Yards | Passing Comp-Att.-Int | Passing Yards | Total Offense Plays-Yards | Return Yards | Turn-Overs |
|---|---|---|---|---|---|---|---|---|---|---|---|
| Toledo | 10-49 | 15 / 27 | 7 / 11 | 7 / 12 | 1 / 4 | 29-123 / 39-167 | 17-29-1 / 21-30-0 | 161 / 279 | 58-284 / 69-446 | 74 / 160 | 3 / 0 |
| Boston College | 0-56 | 9 / 22 | 4 / 12 | 4 / 8 | 1 / 2 | 34-60 / 46-302 | 10-23-2 / 11-13-0 | 75 / 257 | 57-135 / 59-559 | 25 / 108 | 2 / 1 |
| Youngstown St. | 28-25 | 17 / 26 | 7 / 15 | 7 / 10 | 3 / 1 | 17-189 / 44-178 | 17-26-0 / 19-31-1 | 157 / 193 | 43-346 / 75-371 | 57 / 65 | 0 / 1 |
| West Va. Wesleyan | 35-0 | 22 / 9 | 13 / 1 | 8 / 6 | 1 / 2 | 43-266 / 17-12 | 17-25-1 / 20-40-2 | 161 / 144 | 68-427 / 57-156 | 14 / 88 | 1 / 2 |
| LIU | 47-21 | 26 / 11 | 13 / 3 | 12 / 7 | 1 / 1 | 47-247 / 22-140 | 16-24-1 / 11-23-1 | 220 / 172 | 71-467 / 45-312 | 93 / 70 | 1 / 1 |
| Saint Francis | 38-7 | 14 / 10 | 6 / 2 | 8 / 6 | 0 / 2 | 36-126 / 29-29 | 15-30-0 / 13-22-1 | 185 / 143 | 66-311 / 51-172 | 167 / 73 | 1 / 3 |
| Stonehill | 48-34 | 27 / 22 | 6 / 8 | 21 / 10 | 0 / 4 | 34-143 / 35-105 | 25-34-1 / 13-26-0 | 412 / 231 | 68-555 / 61-336 | 42 / 22 | 1 / 1 |
| Mercyhurst | 31-24 | 20 / 27 | 8 / 4 | 10 / 20 | 2 / 3 | 30-217 / 24-52 | 13-25-1 / 38-52-1 | 247 / 345 | 55-464 / 76-397 | 73 / 133 | 2 / 1 |
| Robert Morris | 31-6 | 21 / 13 | 10 / 5 | 9 / 7 | 2 / 1 | 38-152 / 27-77 | 14-26-0 / 13-28-1 | 231 / 160 | 64-383 / 55-237 | 30 / 170 | 0 / 1 |
| **Totals** | **268-222** | **171 / 167** | **74 / 61** | **86 / 86** | **11 / 20** | **308-1523 / 283-1062** | **144-242-7 / 159-265-7** | **1849 / 1924** | **550-3372 / 548-2986** | **575 / 889** | **11 / 11** |

| Opponents | 3rd Down Conversion | 4th Down Conversion | Time of Possession | TOP Margin | Avg Yds/Rush | Avg Yds/Pass | Avg Yds/Play | Punting Number-Avg | Penalties Number-Yards | Sacks |
|---|---|---|---|---|---|---|---|---|---|---|
| Toledo | 3-12 / 6-12 | 2-2 / 3-3 | 31:02 / 28:58 | 02:04 | 4.2 / 4.3 | 5.6 / 9.3 | 4.9 / 6.5 | 6-42.7 / 1-33.0 | 9-75.0 / 6-60.0 | 2 / 1 |
| Boston College | 1-13 / 5-10 | 0-0 / 1-2 | 29:57 / 30:03 | -00:06 | 1.8 / 6.6 | 3.3 / 19.8 | 2.4 / 9.5 | 8-41.4 / 2-29.5 | 4-35.0 / 5-35.0 | 1 / 1 |
| Youngstown St. | 3-6 / 10-15 | 0-1 / 2-2 | 17:43 / 42:17 | -24:34 | 11.1 / 4.0 | 6.0 / 6.2 | 8.0 / 4.9 | 2-42.0 / 2-42.0 | 6-45.0 / 10-96.0 | 3 / 2 |
| West Va. Wesleyan | 5-14 / 2-15 | 4-4 / 1-3 | 33:23 / 26:37 | 06:46 | 6.2 / 0.7 | 6.4 / 3.6 | 6.3 / 2.7 | 4-39.0 / 8-32.3 | 6-50.0 / 7-58.0 | 0 / 1 |
| LIU | 10-15 / 1-9 | 2-2 / 2-3 | 39:21 / 20:39 | 18:42 | 5.3 / 6.4 | 9.2 / 7.5 | 6.6 / 6.9 | 1-40.0 / 4-37.5 | 3-25.0 / 3-35.0 | 1 / 0 |
| Saint Francis | 10-20 / 0-13 | 1-1 / 0-2 | 32:59 / 27:01 | 05:58 | 3.5 / 1.0 | 6.2 / 6.5 | 4.7 / 3.4 | 8-39.8 / 8-49.4 | 11-110.0 / 4-40.0 | 4 / 0 |
| Stonehill | 9-11 / 3-10 | 1-1 / 2-2 | 35:32 / 24:28 | 11:04 | 4.2 / 3.0 | 12.1 / 8.9 | 8.2 / 5.5 | 0-0.0 / 4-40.8 | 12-115.0 / 8-70.0 | 2 / 0 |
| Mercyhurst | 4-10 / 8-15 | 1-1 / 1-2 | 24:08 / 31:13 | -07:05 | 7.2 / 2.2 | 9.9 / 6.6 | 8.4 / 5.2 | 2-49.5 / 4-46.5 | 6-57.0 / 5-50.0 | 4 / 0 |
| Robert Morris | 7-15 / 1-11 | 1-1 / 0-0 | 34:01 / 25:59 | 08:02 | 4.0 / 2.9 | 8.9 / 5.7 | 6.0 / 4.3 | 6-48.7 / 8-41.6 | 6-40.0 / 7-79.0 | 7 / 1 |
| **Totals** | **52-116 / 36-110** | **12-13 / 12-19** | **278:06 / 257:15** | **20:51** | **4.9 / 3.8** | **7.6 / 7.3** | **6.1 / 5.4** | **37-42.6 / 41-40.5** | **63-552.0 / 55-523.0** | **24 / 6** |

Note: Game totals are displayed in the format TEAM/OPPONENT for each category

## Duquesne Averages

| Games | Avg/ rush | Avg/ catch | Pass effic | KR avg | PR avg | All purpose avg/game | Total offense avg/game |
|---|---|---|---|---|---|---|---|
| 9 | 4.9 | 12.8 | 150.6 | 14.6 | 5.7 | 433.4 | 374.7 |

**Duquesne Inside Opponent Red-Zone**

| Date | Opponent | | Score | Times In RZ | Times Scored | Total Pts | TDs | Rush TDs | Pass TDs | FGs Made | Failed to score inside RZ FGA | Down | Int | Fumb | Half | Game |
|---|---|---|---|---|---|---|---|---|---|---|---|---|---|---|---|---|
| 08/29/2024 | at Toledo | L | 10-49 | 2 | 2 | 10 | 1 | 0 | 1 | 1 | 1 | 0 | 0 | 0 | 0 | 0 |
| 09/07/2024 | at Boston College | L | 0-56 | 1 | 0 | 0 | 0 | 0 | 0 | 0 | 1 | 0 | 0 | 0 | 0 | 0 |
| 09/14/2024 | at Youngstown St. | W | 28-25 | 3 | 3 | 21 | 3 | 1 | 2 | 0 | 0 | 0 | 0 | 0 | 0 | 0 |
| 09/21/2024 | West Va. Wesleyan | W | 35-0 | 6 | 5 | 35 | 5 | 2 | 3 | 0 | 0 | 0 | 0 | 0 | 0 | 1 |
| 10/05/2024 | LIU | W | 47-21 | 6 | 5 | 34 | 5 | 2 | 3 | 0 | 0 | 0 | 0 | 0 | 0 | 1 |
| 10/12/2024 | at Saint Francis | W | 38-7 | 3 | 3 | 17 | 2 | 1 | 1 | 1 | 1 | 0 | 0 | 0 | 0 | 0 |
| 10/26/2024 | at Stonehill | W | 48-34 | 5 | 5 | 27 | 3 | 1 | 2 | 2 | 2 | 0 | 0 | 0 | 0 | 0 |
| 11/02/2024 | Mercyhurst | W | 31-24 | 5 | 3 | 17 | 2 | 1 | 1 | 1 | 2 | 0 | 0 | 1 | 0 | 0 |
| 11/09/2024 | Robert Morris | W | 31-6 | 3 | 3 | 17 | 2 | 0 | 2 | 1 | 1 | 0 | 0 | 0 | 0 | 0 |
| | **Totals 29 of 34 (85.3%)** | | | **34** | **29** | **178** | **23** | **8** | **15** | **6** | **8** | **0** | **0** | **1** | **0** | **2** |

**Opponents Inside Duquesne Red-Zone**

| Date | Opponent | | Score | Times In RZ | Times Scored | Total Pts | TDs | Rush TDs | Pass TDs | FGs Made | Failed to score inside RZ FGA | Down | Int | Fumb | Half | Game |
|---|---|---|---|---|---|---|---|---|---|---|---|---|---|---|---|---|
| 08/29/2024 | Toledo | L | 10-49 | 7 | 6 | 42 | 6 | 3 | 3 | 0 | 1 | 0 | 0 | 0 | 0 | 0 |
| 09/07/2024 | Boston College | L | 0-56 | 4 | 3 | 21 | 3 | 2 | 1 | 0 | 0 | 1 | 0 | 0 | 0 | 0 |
| 09/14/2024 | Youngstown St. | W | 28-25 | 4 | 3 | 22 | 3 | 3 | 0 | 0 | 0 | 0 | 1 | 0 | 0 | 0 |
| 09/21/2024 | West Va. Wesleyan | W | 35-0 | 0 | 0 | 0 | 0 | 0 | 0 | 0 | 0 | 0 | 0 | 0 | 0 | 0 |
| 10/05/2024 | LIU | W | 47-21 | 3 | 2 | 14 | 2 | 1 | 1 | 0 | 0 | 0 | 0 | 0 | 1 | 0 |
| 10/12/2024 | Saint Francis | W | 38-7 | 3 | 1 | 7 | 1 | 0 | 1 | 0 | 1 | 1 | 0 | 0 | 0 | 0 |
| 10/26/2024 | Stonehill | W | 48-34 | 3 | 3 | 21 | 3 | 1 | 2 | 0 | 0 | 0 | 0 | 0 | 0 | 0 |
| 11/02/2024 | Mercyhurst | W | 31-24 | 4 | 3 | 17 | 2 | 0 | 2 | 1 | 1 | 0 | 1 | 0 | 0 | 0 |
| 11/09/2024 | Robert Morris | W | 31-6 | 2 | 1 | 6 | 1 | 1 | 0 | 0 | 0 | 0 | 1 | 0 | 0 | 0 |
| | **Totals 22 of 30 (73.3%)** | | | **30** | **22** | **150** | **21** | **11** | **10** | **1** | **3** | **2** | **3** | **0** | **1** | **0** |

### 3rd-Down Conversions

| Date | Opponent | | Score | Overall | | 1st Qtr | | 2nd Qtr | | 3rd Qtr | | 4th Qtr | | Overtime | |
|---|---|---|---|---|---|---|---|---|---|---|---|---|---|---|---|
| 08/29/2024 | at Toledo | L | 10-49 | 3-12 | 25.0 | 1-3 | 33.3 | 1-4 | 25.0 | 1-3 | 33.3 | 0-2 | 0.0 | 0-0 | 0.0 |
| 09/07/2024 | at Boston College | L | 0-56 | 1-13 | 7.7 | 0-3 | 0.0 | 0-4 | 0.0 | 0-2 | 0.0 | 1-4 | 25.0 | 0-0 | 0.0 |
| 09/14/2024 | at Youngstown St. | W | 28-25 | 3-6 | 50.0 | 0-1 | 0.0 | 1-2 | 50.0 | 2-2 | 100.0 | 0-1 | 0.0 | 0-0 | 0.0 |
| 09/21/2024 | West Va. Wesleyan | W | 35-0 | 5-14 | 35.7 | 0-1 | 0.0 | 3-5 | 60.0 | 1-4 | 25.0 | 1-4 | 25.0 | 0-0 | 0.0 |
| 10/05/2024 | LIU | W | 47-21 | 10-15 | 66.7 | 3-3 | 100.0 | 4-5 | 80.0 | 1-3 | 33.3 | 2-4 | 50.0 | 0-0 | 0.0 |
| 10/12/2024 | at Saint Francis | W | 38-7 | 10-20 | 50.0 | 3-5 | 60.0 | 3-6 | 50.0 | 3-5 | 60.0 | 1-4 | 25.0 | 0-0 | 0.0 |
| 10/26/2024 | at Stonehill | W | 48-34 | 9-11 | 81.8 | 4-5 | 80.0 | 3-3 | 100.0 | 1-1 | 100.0 | 1-2 | 50.0 | 0-0 | 0.0 |
| 11/02/2024 | Mercyhurst | W | 31-24 | 4-10 | 40.0 | 0-3 | 0.0 | 3-3 | 100.0 | 1-2 | 50.0 | 0-2 | 0.0 | 0-0 | 0.0 |
| 11/09/2024 | Robert Morris | W | 31-6 | 7-15 | 46.7 | 2-4 | 50.0 | 3-5 | 60.0 | 1-3 | 33.3 | 1-3 | 33.3 | 0-0 | 0.0 |
| | **Duquesne** | | | **52-116** | **44.8** | **13-28** | **46.4** | **21-37** | **56.8** | **11-25** | **44.0** | **7-26** | **26.9** | **0-0** | **0.0** |
| | **Opponents** | | | **36-110** | **32.7** | **7-25** | **28.0** | **8-30** | **26.7** | **10-27** | **37.0** | **11-28** | **39.3** | **0-0** | **0.0** |

### 4th-Down Conversions

| Date | Opponent | | Score | Overall | | 1st Qtr | | 2nd Qtr | | 3rd Qtr | | 4th Qtr | | Overtime | |
|---|---|---|---|---|---|---|---|---|---|---|---|---|---|---|---|
| 08/29/2024 | at Toledo | L | 10-49 | 2-2 | 100.0 | 0-0 | 0.0 | 2-2 | 100.0 | 0-0 | 0.0 | 0-0 | 0.0 | 0-0 | 0.0 |
| 09/07/2024 | at Boston College | L | 0-56 | 0-0 | 0.0 | 0-0 | 0.0 | 0-0 | 0.0 | 0-0 | 0.0 | 0-0 | 0.0 | 0-0 | 0.0 |
| 09/14/2024 | at Youngstown St. | W | 28-25 | 0-1 | 0.0 | 0-1 | 0.0 | 0-0 | 0.0 | 0-0 | 0.0 | 0-0 | 0.0 | 0-0 | 0.0 |
| 09/21/2024 | West Va. Wesleyan | W | 35-0 | 4-4 | 100.0 | 0-0 | 0.0 | 1-1 | 100.0 | 1-1 | 100.0 | 2-2 | 100.0 | 0-0 | 0.0 |
| 10/05/2024 | LIU | W | 47-21 | 2-2 | 100.0 | 0-0 | 0.0 | 0-0 | 0.0 | 1-1 | 100.0 | 1-1 | 100.0 | 0-0 | 0.0 |
| 10/12/2024 | at Saint Francis | W | 38-7 | 1-1 | 100.0 | 0-0 | 0.0 | 0-0 | 0.0 | 0-0 | 0.0 | 1-1 | 100.0 | 0-0 | 0.0 |
| 10/26/2024 | at Stonehill | W | 48-34 | 1-1 | 100.0 | 1-1 | 100.0 | 0-0 | 0.0 | 0-0 | 0.0 | 0-0 | 0.0 | 0-0 | 0.0 |
| 11/02/2024 | Mercyhurst | W | 31-24 | 1-1 | 100.0 | 1-1 | 100.0 | 0-0 | 0.0 | 0-0 | 0.0 | 0-0 | 0.0 | 0-0 | 0.0 |
| 11/09/2024 | Robert Morris | W | 31-6 | 1-1 | 100.0 | 1-1 | 100.0 | 0-0 | 0.0 | 0-0 | 0.0 | 0-0 | 0.0 | 0-0 | 0.0 |
| | **Duquesne** | | | **12-13** | **92.3** | **3-4** | **75.0** | **3-3** | **100.0** | **2-2** | **100.0** | **4-4** | **100.0** | **0-0** | **0.0** |
| | **Opponents** | | | **12-19** | **63.2** | **1-3** | **33.3** | **4-7** | **57.1** | **4-5** | **80.0** | **3-4** | **75.0** | **0-0** | **0.0** |

### Time of Possession

| Date | Opponent | | Score | Overall | 1st Qtr | 2nd Qtr | 3rd Qtr | 4th Qtr | Overtime |
|---|---|---|---|---|---|---|---|---|---|
| 08/29/2024 | at Toledo | L | 10-49 | 31:02 | 06:36 | 08:58 | 07:59 | 07:29 | 00:00 |
| 09/07/2024 | at Boston College | L | 0-56 | 29:57 | 06:19 | 10:55 | 05:37 | 07:06 | 00:00 |
| 09/14/2024 | at Youngstown St. | W | 28-25 | 17:43 | 05:07 | 04:26 | 05:05 | 03:05 | 00:00 |
| 09/21/2024 | West Va. Wesleyan | W | 35-0 | 33:23 | 05:21 | 09:55 | 07:33 | 10:34 | 00:00 |
| 10/05/2024 | LIU | W | 47-21 | 39:21 | 11:09 | 08:35 | 03:43 | 15:54 | 00:00 |
| 10/12/2024 | at Saint Francis | W | 38-7 | 32:59 | 02:45 | 13:02 | 09:22 | 07:50 | 00:00 |
| 10/26/2024 | at Stonehill | W | 48-34 | 35:32 | 12:13 | 09:43 | 05:51 | 07:45 | 00:00 |
| 11/02/2024 | Mercyhurst | W | 31-24 | 24:08 | 06:33 | 07:21 | 04:49 | 05:25 | 00:00 |
| 11/09/2024 | Robert Morris | W | 31-6 | 34:01 | 07:58 | 09:13 | 05:51 | 10:59 | 00:00 |
| | **Duquesne** | | **Total** | **278:06** | **64:01** | **82:08** | **55:50** | **76:07** | **00:00** |
| | | | **Avg.** | **30:54** | **07:07** | **09:08** | **06:12** | **08:27** | **00:00** |
| | **Opponents** | | **Total** | **257:15** | **53:43** | **70:08** | **59:06** | **74:18** | **00:00** |
| | | | **Avg.** | **28:35** | **05:58** | **07:48** | **06:34** | **08:15** | **00:00** |

| #7 Darius Perrantes | Comp | Att | Int | Pct | Yards | TD | Long | Sacked | Effic. |
|---|---|---|---|---|---|---|---|---|---|
| Toledo | 15 | 26 | 1 | 57.7 | 143 | 1 | 35 | 1-7 | 108.9 |
| Boston College | 8 | 18 | 2 | 44.4 | 62 | 0 | 23 | 1-10 | 51.2 |
| Youngstown St. | 17 | 26 | 0 | 65.4 | 157 | 2 | 29 | 2-18 | 141.5 |
| LIU | 15 | 23 | 1 | 65.2 | 212 | 5 | 45 | 0-0 | 205.7 |
| Saint Francis | 15 | 30 | 0 | 50.0 | 185 | 2 | 38 | 0-0 | 123.8 |
| Stonehill | 25 | 34 | 1 | 73.5 | 412 | 5 | 36 | 0-0 | 218.0 |
| Mercyhurst | 13 | 25 | 1 | 52.0 | 247 | 2 | 64 | 0-0 | 153.4 |
| Robert Morris | 14 | 26 | 0 | 53.8 | 231 | 4 | 45 | 1-2 | 179.2 |
| **Totals** | **122** | **208** | **6** | **58.7** | **1649** | **21** | **64** | **5-37** | **152.8** |

| #13 Jordan Heisey | Comp | Att | Int | Pct | Yards | TD | Long | Sacked | Effic. |
|---|---|---|---|---|---|---|---|---|---|
| Toledo | 2 | 3 | 0 | 66.7 | 18 | 0 | 11 | 0-0 | 117.1 |
| Boston College | 2 | 4 | 0 | 50.0 | 13 | 0 | 8 | 0-0 | 77.3 |
| West Va. Wesleyan | 17 | 23 | 1 | 73.9 | 161 | 3 | 25 | 1-5 | 167.1 |
| LIU | 1 | 1 | 0 | 100.0 | 8 | 0 | 8 | 0-0 | 167.2 |
| **Totals** | **22** | **31** | **1** | **71.0** | **200** | **3** | **25** | **1-5** | **150.6** |

| #18 Xavier Rice | Comp | Att | Int | Pct | Yards | TD | Long | Sacked | Effic. |
|---|---|---|---|---|---|---|---|---|---|
| Boston College | 0 | 1 | 0 | 0.0 | 0 | 0 | 0 | 0-0 | 0.0 |
| West Va. Wesleyan | 0 | 2 | 0 | 0.0 | 0 | 0 | 0 | 0-0 | 0.0 |
| **Totals** | **0** | **3** | **0** | **0.0** | **0** | **0** | **0** | **0-0** | **0.0** |

**Rushing**

| Player | No-Yds/TD | UT | BC | YSU | WVW | LIU | SF-PA | STO | Mercy | RM |
|---|---|---|---|---|---|---|---|---|---|---|
| JaMario Clements | 141-970/6 | 9-35/0 | 10-45/0 | 12-204/1 | 13-62/1 | 20-147/0 | 21-87/1 | 20-108/1 | 15-177/2 | 21-105/ |
| Shawn Solomon, Jr. | 62-232/2 | 6-16/0 | 11-18/0 | 1-3/1 | 10-89/1 | 20-67/0 | 10-25/0 | 2-7/0 | DNP | 2-7/0 |
| Taj Butts | 36-151/0 | 5-39/0 | DNP | DNP | DNP | DNP | DNP | 7-30/0 | 11-42/0 | 13-40/0 |
| Dazhaun Hopkins | 19-69/0 | DNP | 5--1/0 | DNP | 14-70/0 | DNP | DNP | DNP | DNP | DNP |
| Darius Perrantes | 19-14/1 | 4-16/0 | 2--10/0 | 2--18/0 | DNP | 5-23/1 | 1--5/0 | 3-2/0 | 1-8/0 | 1--2/0 |
| Jordan Heisey | 10-30/0 | 2-9/0 | 1-1/0 | - | 4-7/0 | 1-11/0 | 1-0/0 | - | - | 1-2/0 |
| Caleb Jones | 7-17/0 | 3-8/0 | 4-9/0 | DNP | DNP | DNP | DNP | DNP | DNP | DNP |
| John Erby | 2-14/0 | - | - | 1-1/0 | 1-13/0 | - | - | - | - | - |
| Joey Isabella | 2-14/0 | DNP | - | - | - | - | 2-14/0 | - | - | - |
| Michael Berarducci | 1-25/0 | DNP | - | - | 1-25/0 | DNP | DNP | DNP | - | DNP |
| Tedy Afful | 1-5/0 | - | - | - | - | - | 1-5/0 | - | - | - |

**Receiving**

| Player | No-Yds/TD | UT | BC | YSU | WVW | LIU | SF-PA | STO | Mercy | RM |
|---|---|---|---|---|---|---|---|---|---|---|
| John Erby | 38-552/6 | 7-69/0 | - | 3-40/0 | 7-91/0 | 3-15/1 | 1-14/0 | 7-125/2 | 4-72/0 | 6-126/3 |
| Tedy Afful | 32-365/5 | 1-11/0 | 4-48/0 | 7-56/2 | 3-18/0 | 5-84/2 | 2-19/0 | 5-71/0 | 3-25/1 | 2-33/0 |
| Joey Isabella | 31-525/7 | DNP | - | 2-38/0 | 4-32/1 | 5-85/2 | 6-94/1 | 7-86/1 | 4-124/1 | 3-66/1 |
| Jermaine Johnson | 17-188/3 | 2-20/0 | 3-11/0 | 3-25/0 | 2-18/2 | 2-28/0 | 2-37/0 | 3-49/1 | - | DNP |
| JaMario Clements | 5-29/0 | 3-10/0 | - | - | - | - | 1-5/0 | 1-14/0 | - | - |
| Steven Mahar Jr. | 5-11/1 | - | - | 1-1/0 | 1-2/0 | - | 2-10/1 | DNP | DNP | 1--2/0 |
| Shawn Solomon, Jr. | 4-42/1 | - | 1-3/0 | 1--3/0 | - | - | 1-6/0 | 1-36/1 | DNP | - |
| Daniel Tarabrella | 3-42/0 | - | 1-8/0 | - | - | - | - | 1-31/0 | - | 1-3/0 |
| Ty Arrington | 3-26/0 | - | - | - | - | 1-8/0 | - | - | 1-13/0 | 1-5/0 |
| Taj Butts | 2-18/0 | 1-5/0 | DNP | DNP | DNP | DNP | DNP | - | 1-13/0 | - |
| Khiryn Boyd | 2-12/0 | 1-7/0 | 1-5/0 | - | DNP | DNP | DNP | DNP | DNP | - |
| Ian Sheehan | 1-35/0 | 1-35/0 | - | - | DNP | - | - | - | - | - |
| Noah Canty | 1-4/1 | 1-4/1 | - | DNP | DNP | DNP | DNP | DNP | DNP | DNP |

**Total Tackles**

| Player | S-A | Total | UT | BC | YSU | WVW | LIU | SF-PA | STO | Mercy | RM |
|---|---|---|---|---|---|---|---|---|---|---|---|
| CJ Barnes | 26-19 | 45 | 2-1 | 2-1 | 2-5 | 4-1 | 3-0 | 2-2 | 3-1 | 6-8 | 2-0 |
| Antonio Epps | 25-15 | 40 | 4-4 | 3-1 | 1-3 | 3-1 | 2-1 | 2-0 | 2-1 | 7-4 | 1-0 |
| Luke Miller | 23-16 | 39 | 2-1 | 4-2 | 8-6 | 3-1 | DNP | 2-0 | 2-2 | 0-1 | 2-3 |
| Ty Howard | 17-22 | 39 | 2-5 | DNP | DNP | 0-2 | 3-2 | 1-2 | 4-4 | 2-4 | 5-3 |
| Gianni Rizzo | 16-16 | 32 | 2-4 | 1-1 | 4-2 | 0-1 | 0-3 | 4-1 | 0-2 | 4-2 | 1-0 |
| T.J. Jones | 21-5 | 26 | 1-1 | 5-0 | 6-1 | 1-0 | 0-1 | 1-0 | 3-1 | 3-1 | 1-0 |
| Carnell Davis | 17-7 | 24 | 2-0 | 1-1 | 2-0 | 3-0 | 1-2 | - | 1-1 | 5-1 | 2-2 |
| Khatavian Franks | 14-10 | 24 | DNP | DNP | DNP | DNP | 1-1 | 4-4 | 2-2 | 4-2 | 3-1 |
| Derron Moore | 13-11 | 24 | 3-5 | 4-1 | - | 3-1 | - | 0-1 | 3-2 | 0-1 | - |
| Jack Dunkley | 15-7 | 22 | 1-2 | 2-0 | 3-1 | 0-1 | 1-0 | 2-1 | 1-0 | 2-2 | 3-0 |
| Ethon Cole | 13-9 | 22 | 2-1 | 2-2 | 2-0 | 3-0 | 1-1 | 1-1 | 1-2 | 1-0 | 0-2 |
| Jason Patterson | 12-9 | 21 | 2-1 | 2-0 | 2-3 | 2-1 | 0-1 | 0-2 | 2-1 | - | 2-0 |
| Kevin Kurzinger | 8-9 | 17 | 1-3 | - | 1-3 | - | 2-1 | 0-1 | 2-0 | 1-0 | 1-1 |
| Jaelen Carson | 10-6 | 16 | 2-1 | 2-1 | 1-2 | 3-0 | 0-1 | 1-0 | 0-1 | 1-0 | - |
| DJ Cerisier | 10-6 | 16 | 0-2 | 1-1 | 1-1 | - | 2-0 | 2-2 | 1-0 | 1-0 | 2-0 |
| A.J. Ackerman | 7-9 | 16 | 1-1 | 2-0 | 0-1 | 0-1 | - | 1-1 | 1-2 | 0-3 | 2-0 |
| Donovan Stanley | 8-7 | 15 | 2-1 | - | 0-1 | 1-1 | 1-1 | 2-0 | - | 2-3 | - |
| Adrian Ramirez | 10-4 | 14 | 0-1 | 2-0 | 2-0 | 1-1 | 1-0 | - | 1-2 | 1-0 | 2-0 |
| Nico Pate | 6-7 | 13 | - | 1-0 | 1-0 | 0-1 | - | 1-3 | 0-2 | 1-0 | 2-1 |
| Clemente Ojinnaka | 6-5 | 11 | 1-0 | 3-0 | 1-1 | - | - | 1-2 | - | 0-2 | - |
| Malichi Lowery | 6-4 | 10 | 0-2 | 1-0 | DNP | 1-0 | 1-1 | 2-0 | - | 1-0 | 0-1 |
| Javon Colston | 6-4 | 10 | 1-0 | - | - | 1-1 | 1-0 | 2-0 | - | DNP | 1-3 |
| Jaylen Stephens | 6-3 | 9 | 0-1 | 4-2 | - | 1-0 | - | - | 1-0 | - | - |
| Justin Harris | 3-2 | 5 | - | 1-0 | - | 0-1 | - | 0-1 | - | 2-0 | - |
| Brian Olan | 2-2 | 4 | 1-1 | 1-1 | - | - | - | - | - | - | - |
| Carlos Ramirez | 1-3 | 4 | 0-2 | - | - | 0-1 | - | 1-0 | DNP | DNP | - |
| Daniel Tarabrella | 1-3 | 4 | 0-2 | 0-1 | - | - | 1-0 | - | - | - | - |
| Ty Arrington | 3-0 | 3 | - | - | 1-0 | - | - | - | - | 1-0 | 1-0 |
| Tim Lowery | 1-2 | 3 | 1-2 | DNP | - | DNP | DNP | DNP | DNP | DNP | DNP |
| Isaiah Summerlin | 2-0 | 2 | - | - | DNP | DNP | DNP | DNP | DNP | DNP | 2-0 |
| Alex Gochis | 2-0 | 2 | - | 1-0 | - | 1-0 | - | - | - | DNP | - |
| Cam Frazier | 2-0 | 2 | DNP | - | DNP | - | 2-0 | - | DNP | - | DNP |
| Henry Pickens III | 1-1 | 2 | DNP | DNP | DNP | DNP | DNP | DNP | - | 1-0 | 0-1 |
| Dom Fusca | 1-1 | 2 | - | DNP | DNP | 1-1 | - | DNP | DNP | - | - |
| Matt Brooks | 1-1 | 2 | 0-1 | 1-0 | DNP | - | - | - | - | - | - |
| Tedy Afful | 1-0 | 1 | - | - | - | - | - | - | - | 1-0 | - |
| Khiryn Boyd | 1-0 | 1 | - | 1-0 | - | DNP | DNP | DNP | DNP | DNP | - |
| Shawn Solomon, Jr. | 1-0 | 1 | - | - | - | - | 1-0 | - | - | DNP | - |
| Cameron McLaurin | 1-0 | 1 | - | - | - | 1-0 | - | - | - | - | - |
| Riley Lisgar | 0-1 | 1 | - | 0-1 | - | - | DNP | - | - | - | DNP |
| Tyler Rieger | 0-1 | 1 | - | - | - | 0-1 | - | - | - | - | - |
| Carter Lance | 0-1 | 1 | 0-1 | - | - | - | - | - | - | DNP | - |

## Duquesne - Game Highs

| | | |
|---|---|---|
| **RUSHES** | 47 | LIU (10/05/2024) |
| **YARDS RUSHING** | 266 | West Va. Wesleyan (09/21/2024) |
| **YARDS PER RUSH** | 11.1 | at Youngstown St. (09/14/2024) |
| **TD RUSHES** | 2 | Mercyhurst (11/02/2024) |
| | 2 | LIU (10/05/2024) |
| | 2 | West Va. Wesleyan (09/21/2024) |
| | 2 | at Youngstown St. (09/14/2024) |
| **PASS ATTEMPTS** | 34 | at Stonehill (10/26/2024) |
| **PASS COMPLETIONS** | 25 | at Stonehill (10/26/2024) |
| **YARDS PASSING** | 412 | at Stonehill (10/26/2024) |
| **YARDS PER PASS** | 12.1 | at Stonehill (10/26/2024) |
| **TD PASSES** | 5 | at Stonehill (10/26/2024) |
| | 5 | LIU (10/05/2024) |
| **TOTAL PLAYS** | 71 | LIU (10/05/2024) |
| **TOTAL OFFENSE** | 555 | at Stonehill (10/26/2024) |
| **YARDS PER PLAY** | 8.4 | Mercyhurst (11/02/2024) |
| **POINTS** | 48 | at Stonehill (10/26/2024) |
| **SACKS BY** | 7 | Robert Morris (11/09/2024) |
| **FIRST DOWNS** | 27 | at Stonehill (10/26/2024) |
| **PENALTIES** | 12 | at Stonehill (10/26/2024) |
| **PENALTY YARDS** | 115 | at Stonehill (10/26/2024) |
| **TURNOVERS** | 3 | at Toledo (08/29/2024) |
| **PUNTS** | 8 | at Saint Francis (10/12/2024) |
| | 8 | at Boston College (09/07/2024) |
| **PUNTING AVG** | 49.5 | Mercyhurst (11/02/2024) |
| **LONG PUNT** | 73 | Robert Morris (11/09/2024) |
| **PUNTS INSIDE 20** | 2 | Robert Morris (11/09/2024) |
| | 2 | West Va. Wesleyan (09/21/2024) |
| | 2 | at Boston College (09/07/2024) |
| **LONG PUNT RETURN** | 32 | at Saint Francis (10/12/2024) |

## Duquesne - Individual Game Highs

| | | |
|---|---|---|
| **RUSHES** | 21 | JaMario Clements vs Robert Morris (11/09/2024) |
| | 21 | JaMario Clements at Saint Francis (10/12/2024) |
| **YARDS RUSHING** | 204 | JaMario Clements at Youngstown St. (09/14/2024) |
| **TD RUSHES** | 2 | JaMario Clements vs Mercyhurst (11/02/2024) |
| **LONG RUSH** | 86 | JaMario Clements vs Mercyhurst (11/02/2024) |
| **PASS ATTEMPTS** | 34 | Darius Perrantes at Stonehill (10/26/2024) |
| **PASS COMPLETIONS** | 25 | Darius Perrantes at Stonehill (10/26/2024) |
| **YARDS PASSING** | 412 | Darius Perrantes at Stonehill (10/26/2024) |
| **TD PASSES** | 5 | Darius Perrantes at Stonehill (10/26/2024) |
| | 5 | Darius Perrantes vs LIU (10/05/2024) |
| **LONG PASS** | 64 | Darius Perrantes vs Mercyhurst (11/02/2024) |
| **RECEPTIONS** | 7 | John Erby at Stonehill (10/26/2024) |
| | 7 | Joey Isabella at Stonehill (10/26/2024) |
| | 7 | John Erby vs West Va. Wesleyan (09/21/2024) |
| | 7 | Tedy Afful at Youngstown St. (09/14/2024) |
| | 7 | John Erby at Toledo (08/29/2024) |
| **YARDS RECEIVING** | 126 | John Erby vs Robert Morris (11/09/2024) |
| **TD RECEPTIONS** | 3 | John Erby vs Robert Morris (11/09/2024) |
| **LONG RECEPTION** | 64 | Joey Isabella vs Mercyhurst (11/02/2024) |
| **PUNTS** | 8 | Kyle Romenick at Saint Francis (10/12/2024) |
| **PUNTING AVG** | 49.5 | Kyle Romenick vs Mercyhurst (11/02/2024) |
| **LONG PUNT** | 73 | Kyle Romenick vs Robert Morris (11/09/2024) |
| **PUNTS INSIDE 20** | 2 | Kyle Romenick vs Robert Morris (11/09/2024) |
| | 2 | Kyle Romenick vs West Va. Wesleyan (09/21/2024) |
| | 2 | Michael Berarducci at Boston College (09/07/2024) |
| **LONG PUNT RETURN** | 32 | John Erby at Saint Francis (10/12/2024) |
| **LONG KICKOFF RETURN** | 36 | T.J. Jones vs Mercyhurst (11/02/2024) |
| **TACKLES** | 14 | CJ Barnes vs Mercyhurst (11/02/2024) |
| | 14 | Luke Miller at Youngstown St. (09/14/2024) |
| **SACKS** | 3 | Jack Dunkley vs Robert Morris (11/09/2024) |
| **TACKLES FOR LOSS** | 3 | Jack Dunkley vs Robert Morris (11/09/2024) |

## Opponent - Game Highs

| | | |
|---|---|---|
| **RUSHES** | 46 | at Boston College (09/07/2024) |
| **YARDS RUSHING** | 302 | at Boston College (09/07/2024) |
| **YARDS PER RUSH** | 6.6 | at Boston College (09/07/2024) |
| **TD RUSHES** | 3 | at Youngstown St. (09/14/2024) |
| | 3 | at Boston College (09/07/2024) |
| | 3 | at Toledo (08/29/2024) |
| **PASS ATTEMPTS** | 52 | Mercyhurst (11/02/2024) |
| **PASS COMPLETIONS** | 38 | Mercyhurst (11/02/2024) |
| **YARDS PASSING** | 345 | Mercyhurst (11/02/2024) |
| **YARDS PER PASS** | 19.8 | at Boston College (09/07/2024) |
| **TD PASSES** | 4 | at Stonehill (10/26/2024) |
| | 4 | at Boston College (09/07/2024) |
| | 4 | at Toledo (08/29/2024) |
| **TOTAL PLAYS** | 76 | Mercyhurst (11/02/2024) |
| **TOTAL OFFENSE** | 559 | at Boston College (09/07/2024) |
| **YARDS PER PLAY** | 9.5 | at Boston College (09/07/2024) |
| **POINTS** | 56 | at Boston College (09/07/2024) |
| **SACKS BY** | 2 | at Youngstown St. (09/14/2024) |
| **FIRST DOWNS** | 27 | Mercyhurst (11/02/2024) |
| | 27 | at Toledo (08/29/2024) |
| **PENALTIES** | 10 | at Youngstown St. (09/14/2024) |
| **PENALTY YARDS** | 96 | at Youngstown St. (09/14/2024) |
| **TURNOVERS** | 3 | at Saint Francis (10/12/2024) |
| **PUNTS** | 8 | Robert Morris (11/09/2024) |
| | 8 | at Saint Francis (10/12/2024) |
| | 8 | West Va. Wesleyan (09/21/2024) |
| **PUNTING AVG** | 49.4 | at Saint Francis (10/12/2024) |
| **LONG PUNT** | 69 | at Stonehill (10/26/2024) |
| **PUNTS INSIDE 20** | 3 | Robert Morris (11/09/2024) |
| **LONG PUNT RETURN** | 41 | at Toledo (08/29/2024) |

## Opponent - Individual Game Highs

| | | |
|---|---|---|
| **RUSHES** | 20 | Jarel Washington at Stonehill (10/26/2024) |
| **YARDS RUSHING** | 83 | Jarel Washington at Stonehill (10/26/2024) |
| **TD RUSHES** | 2 | Tyshon King at Youngstown St. (09/14/2024) |
| | 2 | Jacquez Stuart at Toledo (08/29/2024) |
| **LONG RUSH** | 48 | Pat Bowen vs LIU (10/05/2024) |
| **PASS ATTEMPTS** | 52 | Adam Urena vs Mercyhurst (11/02/2024) |
| **PASS COMPLETIONS** | 38 | Adam Urena vs Mercyhurst (11/02/2024) |
| **YARDS PASSING** | 345 | Adam Urena vs Mercyhurst (11/02/2024) |
| **TD PASSES** | 4 | Jack O'Connell at Stonehill (10/26/2024) |
| | 4 | Thomas Castellanos at Boston College (09/07/2024) |
| **LONG PASS** | 72 | Thomas Castellanos at Boston College (09/07/2024) |
| **RECEPTIONS** | 14 | Rylan Davison vs Mercyhurst (11/02/2024) |
| **YARDS RECEIVING** | 152 | Rylan Davison vs Mercyhurst (11/02/2024) |
| | 152 | Brigham Dunphy at Stonehill (10/26/2024) |
| **TD RECEPTIONS** | 2 | Rylan Davison vs Mercyhurst (11/02/2024) |
| | 2 | Jacob Flynn at Stonehill (10/26/2024) |
| **LONG RECEPTION** | 72 | Reed Harris at Boston College (09/07/2024) |
| **FIELD GOALS** | 1 | Nathan Nagucki vs Mercyhurst (11/02/2024) |
| | 1 | Andrew Lastovka at Youngstown St. (09/14/2024) |
| **LONG FIELD GOALS** | 45 | Andrew Lastovka at Youngstown St. (09/14/2024) |
| **PUNTS** | 8 | Steven Earnest vs Robert Morris (11/09/2024) |
| | 8 | Aidan Cirulli at Saint Francis (10/12/2024) |
| | 8 | Camden Lawrence vs West Va. Wesleyan (09/21/2024) |
| **PUNTING AVG** | 49.4 | Aidan Cirulli at Saint Francis (10/12/2024) |
| **LONG PUNT** | 69 | Logan Chenette at Stonehill (10/26/2024) |
| **PUNTS INSIDE 20** | 3 | Steven Earnest vs Robert Morris (11/09/2024) |
| **LONG PUNT RETURN** | 41 | Bryson Hammer at Toledo (08/29/2024) |
| **LONG KICKOFF RETURN** | 39 | Rob Carter Jr. vs Robert Morris (11/09/2024) |
| **TACKLES** | 14 | Jordan Irvine at Stonehill (10/26/2024) |
| **SACKS** | 1 | Trey Woods vs Robert Morris (11/09/2024) |
| | 1 | Jaden Swiger vs West Va. Wesleyan (09/21/2024) |
| | 1 | Jaylen Castleberry at Youngstown St. (09/14/2024) |
| | 1 | Ebony Curry at Youngstown St. (09/14/2024) |
| | 1 | George Rooks at Boston College (09/07/2024) |
| **TACKLES FOR LOSS** | 2 | Keon Freeman vs Robert Morris (11/09/2024) |
| | 2 | Cam Horsley at Boston College (09/07/2024) |
| **INTERCEPTIONS** | 1 | Keon'te Huguely vs Mercyhurst (11/02/2024) |
| | 1 | Charles Battaglia at Stonehill (10/26/2024) |
| | 1 | Maurice Wilmer vs LIU (10/05/2024) |
| | 1 | Quentin Brown vs West Va. Wesleyan (09/21/2024) |
| | 1 | Khari Johnson at Boston College (09/07/2024) |
| | 1 | Jalen Cheek at Boston College (09/07/2024) |
| | 1 | Braden Awls at Toledo (08/29/2024) |

## 300-PASSING GAMES

| | |
|---|---|
| Darius Perrantes (3) | **412 yds at Stonehill (10/26/24)** |
| | 329 yds vs. CCSU (11/13/21) |
| | 316 yds vs. Bryant (10/9/21) |

**Career 200-yard Passing Games**

| | |
|---|---|
| Darius Perrantes | 17 |

**Record as Starter** (at DUQ)

| | |
|---|---|
| Darius Perrantes | 20-11 |
| Jordan Heisey | 1-0 |

## 100-YARD RUSHING GAMES

| | |
|---|---|
| JaMario Clements (6) | 101 yds vs. CCSU (10/14/23) |
| | **204 yds at Youngstown State (9/14/24)** |
| | **147 yds vs. LIU (10/5/24)** |
| | **108 yds at Stonehill (10/26/24)** |
| | **177 yds vs. Mercyhurst (11/2/24)** |
| | **105 yds vs. Robert Morris (11/9/24)** |
| Taj Butts (2) | 118 yds vs. CCSU (10/14/23) |
| | 108 yds vs. Edinboro (9/2/23) |

## 100-YARD RECEIVING GAMES

| | |
|---|---|
| Joey Isabella (2) | 116 yds vs. St. Francis (10/21/23) |
| | **124 yds vs. Mercyhurst (11/2/24)** |
| John Erby (2) | **125 yds at Stonehill (10/26/24)** |
| | **126 yds vs. Robert Morris (11/9/24)** |
| Tedy Afful (1) | 135 yds vs. CCSU (10/14/23) |
| Ian Sheehan (2) | 143 yds at Edinboro ('21)* |
| | 128 yds vs. Clarion ('21)* |
| | *playing for Shippensburg** |

## MULTI-TD GAMES

**PASSING**

| | |
|---|---|
| D. Perrantes (20) | 2 TD (8), 3 TD (8), 4 TD (2), 5 TD (2) |
| | **4 TD vs. Robert Morris (11/9/24)** |
| | **2 TD vs. Mercyhurst (11/2/24)** |
| | **5 TD at Stonehill (10/26/24)** |
| | **2 TD at Saint Francis (10/12/24)** |
| | **5 TD vs. LIU (10/5/24)** |
| | **2 TD at Youngstown State (9/14/24)** |
| | 3 TD at Merrimack (11/18/23) |
| | 2 TD at Sacred Heart (10/28/23) |
| | 3 TD vs. St. Francis (10/21/23) |
| | 3 TD vs. CCSU (10/14/23) |
| | 3 TD at LIU (9/30/23) |
| | 2 TD at West Virginia (9/9/23) |
| | 2 TD vs. Edinboro (9/2/23) |
| | 2 TD at CCSU (10/22/22) |
| | 3 TD at Wagner (11/20/21) |
| | 3 TD vs. CCSU (11/13/21) |
| | 3 TD at LIU (11/6/21) |
| | 3 TD vs. Bryant (10/9/21) |
| | 4 TD at Merrimack (10/2/21) |
| | 2 TD at William & Mary (11/9/19)* |
| | *playing for Rhode Island** |
| Jordan Heisey (1) | **3 TD vs. WVWC (9/21/24)** |

**RUSHING**

| | |
|---|---|
| JaMario Clements (1) | **2 TD vs. Mercyhurst (11/2/24)** |
| Taj Butts (1) | 2 TD vs. CCSU (10/14/23) |

**RECEIVING**

| | |
|---|---|
| Tedy Afful (2) | **2 TD vs. LIU (10/5/24)** |
| | **2 TD at Youngstown St. (9/14/24)** |
| | 2 TD at LIU (9/30/23) |
| Joey Isabella (2) | **2 TD vs. LIU (10/5/24)** |
| | 2 TD vs. LIU (10/29/22) |
| | 2 TD vs. Sacred Heart (4/11/21) |
| John Erby (1) | **2 TD at Stonehill (10/26/24)** |
| | **3 TD vs. Robert Morris (11/9/24)** |
| Jermaine Johnson (1) | **2 TD vs. WVWC (9/21/24)** |
| Ty Arrington (1) | 2 TD at Idaho (10/1/22)* |
| | *playing for Northern Colorado** |
| Ian Sheehan (1) | 2 TD vs. Bloomsburg (9/25/21)* |
| | *playing for Shippensburg** |

## CAREER HIGHS [TWO-DEEP]

**QB**

**Darius PERRANTES**
Pass Yards: 412 **(10/26/24 at Stonehill)**
Pass TDs: 5 **(twice, last on 10/26/24 at STON)**
Completions: 29 (10/9/21 vs. Bryant)
Longest Pass: 89 (11/11/23 vs. Stonehill)

**Jordan HEISEY**
Pass Yards: 194 (10/9/21 vs. Shepherd)*
Pass TDs: 3 **(9/21/24 vs. WV Wesleyan)**
Completions: 17 **(9/21/24 vs. WV Wesleyan)**
Longest Pass: 74 (10/9/21 vs. Shepherd)*
*playing for Lock Haven

**RB**

**JaMario CLEMENTS**
Rush Yards: 204 **(9/14/24 at Youngstown St.)**
Rush TDs: 2 **(11/2/24 vs. Mercyhurst)**
Rush Attempts: 21 (twice, **last 11/9/24 vs. RMU**)
Longest Run: 86 **(11/2/24 vs. Mercyhurst)**

**Taj BUTTS**
Rush Yards: 118 (10/14/23 vs. CCSU)
Rush TDs: 2 (10/14/23 vs. CCSU)
Rush Attempts: 16 (10/21/23 vs. Saint Francis)
Longest Run: 58 (10/14/23 vs. CCSU)

**WR**

**Tedy AFFUL**
Rec. Yards: 135 (10/14/23 vs. CCSU)
Rec. TDs: 2 (3 times, last **10/5/24 vs. LIU**)
Receptions: 7 **(9/14/24 at Youngstown St.)**
Longest Reception: 50 (10/14/23 vs. CCSU)

**John ERBY**
Rec. Yards: 126 **(11/9/24 vs. RMU)**
Rec. TDs: 3 **(11/9/24 vs. RMU)**
Receptions: 7 (3 times, **last 10/26/24 at STON)**
Longest Reception: 57 (9/30/23 vs. Bryant)*
Punt Return: 32 yards **(10/12/24 at Saint Francis)**
*playing for Rhode Island

**Joey ISABELLA**
Rec. Yards: 124 **(11/2/24 vs. Mercyhurst)**
Rec. TDs: 2 (3 times, last on **10/5/24 vs. LIU**)
Receptions: 8 (9/11/21 at Ohio)
Longest Reception: 69 (10/21/23 vs. Saint Francis)
Punt Return: 12 yards (11/11/23 vs. Stonehill)

**Ian SHEEHAN**
Rec. Yards: 143 (9/11/21 at Edinboro)*
Rec. TDs: 2 (9/25/21 vs. Bloomsburg)*
Receptions: 8 (9/24/22 vs. Bloomsburg)*
Longest Reception: 76 (9/25/21 vs. Bloomsburg)*
*playing for Shippensburg

**Tyler ARRINGTON**
Rec. Yards: 67 (9/17/22 at Lamar)*
Rec. TDs: 2 (10/1/22 at Idaho)*
Receptions: 5 (twice, last on 9/23/23 at Idaho St.)*
Longest Reception: 48 (9/9/23 vs. UIW)*
*playing for Northern Colorado

**Alex GOCHIS**
Rec. Yards: 11 (9/2/23 vs. Edinboro)
Rec. TDs: -
Receptions: 1 (9/2/23 vs. Edinboro)
Longest Reception: 11 (9/2/23 vs. Edinboro)

**TE**

**Steven MAHAR, Jr.**
Rec. Yards: 10 **(10/12/24 at Saint Francis)**
Rec. TDs: 1 **(10/12/24 at Saint Francis)**
Receptions: 2 **(10/12/24 at Saint Francis)**
Longest Reception: 12 **(10/12/24 at Saint Francis)**

**Daniel TARABRELLA**
Rec. Yards: 31 **(10/26/24 at Stonehill)**
Rec. TDs: -
Receptions: 1 (3 times, **last 11/9/24 vs. RMU**)
Longest Reception: 31 **(10/26/24 at Stonehill)**

**DT**

**A.J. ACKERMAN**
Tackles: 6 (11/13/21 vs. CCSU)
TFLs: 2.5 (4/11/21 vs. Sacred Heart)
Sacks: 1.5 (9/10/22 vs. Thomas More)

**Matt BROOKS**
Tackles: 3 (11/18/23 at Merrimack)
TFLs: 1 (twice, both in 2023)
Sacks: 1 (10/7/23 at Delaware)

**Kevin KURZINGER**
Tackles: 8 (10/23/21 at Sacred Heart)
TFLs: 2 (4 times)
Sacks: 1 (8 times, **last 11/9/24 vs. RMU**)

**Clemente OJINNAKA**
Tackles: 5 (11/25/23 at Youngstown State)
TFLs: 1 (twice, last on 11/5/22 vs. Sacred Heart)
Sacks: 1 (twice, last on 11/5/22 vs. Sacred Heart)

**DE**

**Jack DUNKLEY**
Tackles: 4 (twice, last **11/2/24 vs. Mercy)**
TFLs: 3 **(11/9/24 vs. RMU)**
Sacks: 3 **(11/9/24 vs. RMU)**

**Adrian RAMIREZ**
Tackles: 3 **(10/26/24 at Stonehill)**
TFLs: 1 **(4 times, last 11/9/24 vs. RMU)**
Sacks: 1 **(twice, last 11/9/24 vs. RMU)**

**Jason PATTERSON**
Tackles: 9 (11/4/23 at Wagner)
TFLs: 2 **(11/9/24 vs. RMU)**
Sacks: 1 **(twice, last 11/9/24 vs. RMU)**

**Nico PATE**
Tackles: 4 **(10/12/24 at Saint Francis)**
TFLs: 1 (twice, **last 9/14/24 at YSU)**
Sacks: 1 **(9/14/24 at Youngstown St.)**

**LB**

**Gianni RIZZO**
Tackles: 11 (twice, both in 2023)
TFLs: 2.5 (11/11/23 vs. Stonehill)
Sacks: 1.5 (11/11/23 vs. Stonehill)

**Khatavian FRANKS**
Tackles: 8 **(10/12/24 at Saint Francis)**
TFLs: 1 (4 times, **last 10/26/24 at STON)**
Sacks: 1 (twice, last 11/4/23 at Wagner)
INT: 1 (11/4/23 at Wagner)

**Luke MILLER**
Tackles: 14 **(9/14/24 at Youngstown St.)**
TFLs: 1.5 **(10/26/24 at Stonehill)**
INT: 1 **(9/21/24 vs. WV Wesleyan)**

**Ty HOWARD**
Tackles: 8 **(twice, last 11/9/24 vs. RMU)**
TFLs: 2 (9/3/22 at Youngstown St.)
Sacks: 2 (9/3/22 at Youngstown St.)
INT: 1 **(3 times, last 11/9/24 vs. RMU)**

**Derron MOORE**
Tackles: 8 **(8/29/24 at Toledo)**
TFLs: 1 (twice, **last 10/26/24 at STON**)

**Dom FUSCA**
Tackles: 2 (twice, **last 9/21/24 vs. WVWC**)

**CB**

**DJ CERISIER**
Tackles: 4 **(10/12/24 at Saint Francis)**
TFLs: 1 **(11/2/24 vs. Mercyhurst)**

**Jaelen CARSON**
Tackles: 7 (twice, last on 11/4/23 at Wagner)
TFLs: 1 (twice, both in 2023)
Sacks: 1 (9/30/23 at LIU)
Interceptions: 1 (11/18/23 at Merrimack)
Kick Return: 27 (11/13/21 vs. CCSU)

**Nell DAVIS**
Tackles: 6 **(11/2/24 vs. Mercyhurst)**
TFL: 1 (twice, **last 11/2/24 vs. Mercy**)
Interceptions: 1 **(10/5/24 vs. LIU)**

**Donovan STANLEY**
Tackles: 5 (3 times, **last 11/2/24 vs. Mercy)**
TFLs: 2 **(11/2/24 vs. Mercyhurst)**

**S**

**TJ JONES**
Tackles: 7 **(9/14/24 at Youngstown St.)**
TFLs: 1 **(twice, last 11/2/24 vs. Mercy)**
Sacks: 1 **(11/2/24 vs. Mercyhurst)**
Kick Return: 36 **(11/2/24 vs. Mercy)**

**CJ BARNES**
Tackles: 14 **(11/2/24 vs. Mercyhurst)**
TFLs: 1 (3 times, **last on 10/12/24 at SFU**)
Sacks: 1 (10/7/23 at Delaware)
INT: 1 (twice, **last 9/21/24 vs. WVWC**)

**Antonio EPPS**
Tackles: 11 **(11/2/24 vs. Mercyhurst)**
TFLs: 1.5 (10/14/23 vs. CCSU)
INT: 1 **(9/14/24 at Youngstown State)**

**Ethon COLE**
Tackles: 4 **(9/7/24 at Boston College)**

**Malichi LOWERY**
Tackles: 2 **(3 times, last 10/12/24 at SFU)**

**ST**

**Brian BRUZDEWICZ**
Field Goals Made: 4 (9/11/21 at Ohio)
Longest FG: 40 (10/22/22 at CCSU)

**Andrew SMITH**
Field Goals Made: 2 (10/23/21 at Sacred Heart)
Longest FG: 45 yards (11/6/21 at LIU)

**Kyle ROMENICK**
Punts: 8 (four times, **last on 10/12/24 at SFU**)
Longest Punt: 73 **(11/9/24 vs. RMU)**
Punts Inside 20: 3 (twice, last on 10/14/23 at Villanova)

# DRIVE CHART

| | Poss. | TDs | FGM | FGX | Fum. | Int. | Safety | Punt | Downs | Half | Game | 3&O |
|---|---|---|---|---|---|---|---|---|---|---|---|---|
| at Toledo | 10 | 1 | 1 | 0 | 1 | 1 | 0 | 6 | 0 | 0 | 0 | 3 |
| at Boston College | 13 | 0 | 0 | 1 | 0 | 2 | 0 | 8 | 0 | 1 | 1 | 4 |
| at Youngstown State | 8 | 4 | 0 | 0 | 0 | 0 | 0 | 2 | 1 | 0 | 1 | 1 |
| West Va. Wesleyan | 12 | 5 | 0 | 1 | 0 | 1 | 0 | 4 | 0 | 0 | 1 | 1 |
| LIU | 10 | 7 | 0 | 0 | 0 | 1 | 0 | 1 | 0 | 0 | 1 | 1 |
| at Saint Francis | 13 | 3 | 1 | 0 | 0 | 0 | 0 | 8 | 0 | 1 | 0 | 7 |
| at Stonehill | 10 | 6 | 2 | 0 | 0 | 1 | 0 | 0 | 0 | 0 | 1 | 0 |
| Mercyhurst | 11 | 4 | 1 | 1 | 1 | 1 | 0 | 2 | 0 | 0 | 1 | 2 |
| Robert Morris | 11 | 4 | 1 | 0 | 0 | 0 | 0 | 6 | 0 | 0 | 0 | 3 |
| Wagner | | | | | | | | | | | | |
| Central Conn. State | | | | | | | | | | | | |
| **TOTALS** | **98** | **34** | **6** | **3** | **2** | **7** | **0** | **37** | **1** | **2** | **6** | **22** |

## DRIVE TOTALS TO NOTE

| | DUQ | OPP |
|---|---|---|
| Drives of 50+ yards | 30 | 32 |
| Drives of 80+ yards | 6 | 7 |
| Drives of 90+ yards | 3 | 1 |
| Drives of 5:00+ | 15 | 7 |
| Drives of 7:00+ | 4 | 3 |
| Drives of 3:00 or less | 59 | 68 |
| Drives of 2:00 or less | 42 | 49 |
| Drives of 1:00 or less | 17 | 18 |
| Drives of 5 plays or less | 51 | 59 |
| Drives of 10 plays or more | 14 | 15 |
| One-Play Drives | 4 | 8 |

## DUQUESNE TAKEAWAYS (11)

| Turnover | Defender | Opp. | Qtr. | Led to | Pts. Off |
|---|---|---|---|---|---|
| Fumble - Dunkley (F), Kurzinger (R) | | BC | 3 (12:32) | FGA | 0 |
| Interception | Epps | YSU | 3 (6:26) | TD | 7 |
| Interception | Miller | WVW | 1 (6:00) | TD | 7 |
| Interception | Barnes | WVW | 2 (7:25) | TD | 7 |
| Interception | Davis | LIU | 3 (13:46) | TD | 7 |
| Interception | Howard | SFU | 1 (5:44) | TD, Pick Six | 7 |
| Muffed Punt | J. Harris (Recover) | SFU | 2 (3:33) | TD | 7 |
| Fumble | M. Lowery (F&R) | SFU | 4 (0:10) | TD on return | 7 |
| Fumble - L. Miller (F), Howard (R) | | STON | 1 (0:33) | TD | 7 |
| Interception | Howard | MERCY | 4 (5:12) | TD | 7 |
| Interception | Howard | RMU | 3 (11:07) | Punt | 0 |

## DUQUESNE GIVEAWAYS (11)

| Turnover | Off. Player | Opp. | Qtr. | Led to | Pts. Off |
|---|---|---|---|---|---|
| Fumble | Clements | Toledo | 2 (4:14) | TD | 7 |
| Interception | Perrantes | Toledo | 2 (0:09) | Half | 0 |
| Fumble | J. Johnson | Toledo | 3 (14:50) | TD | 7 |
| Interception | Perrantes | BC | 2 (13:28) | TD, Pick Six | 7 |
| Interception | Perrantes | BC | 3 (14:13) | Fumble | 0 |
| Interception | Heisey | WVW | 3 (4:44) | Downs | 0 |
| Interception | Perrantes | LIU | 3 (8:29) | TD | 7 |
| Muffed Punt | Erby | SFU | 3 (11:32) | TD | 7 |
| Interception | Perrantes | STON | 1 (10:25) | Punt | 0 |
| Fumble | Butts | MERCY | 2 (13:25) | Punt | 0 |
| Interception | Perrantes | MERCY | 2 (0:05) | Half | 0 |

## SCORING PLAYS

| | DUQ | OPP |
|---|---|---|
| Rushing Touchdowns | 10 | 12 |
| | YSU: Solomon 3yd (6:05/Q1) | TOL: 8yd (4:31/Q1) |
| | YSU: Clements 75yd (1:40/Q4) | TOL: 1yd (11:49/Q3) |
| | WVW: Clements 1yd (3:49/Q1) | TOL: 10yd (0:14/Q3) |
| | WVW: Solomon 7yd (14:55/Q4) | BC: 3yd (8:40/Q1) |
| | LIU: Perrantes 9yd (5:20/Q1) | BC: 47yd (4:29/Q3) |
| | LIU: Tarabrella 0yd (7:38/Q2) | BC: 9yd (1:26/Q4) |
| | SFU: Clements 2yd (2:17/Q2) | YSU: 1yd (13:23/Q2) |
| | STON: Clements 3yd (0:50/Q1) | YSU: 5yd (1:56/Q2) |
| | MERCY: Clements 8yd (9:09/Q4) | YSU: 1yd (0:20/Q4) |
| | MERCY: Clements 86yd (4:16/Q4) | LIU: 1yd (7:03/Q4) |
| | | STON: 1yd (1:55/Q4) |
| | | RMU: 10yd (12:22/Q4) |
| Passing Touchdowns | 24 | 18 |
| | TOL: Canty 4yd - Perrantes (1:20/Q1) | TOL: 9yd (11:48/Q1) |
| | YSU: Afful 3yd - Perrantes (0:20/Q2) | TOL: 54yd (1:02/Q1) |
| | YSU: Afful 5yd - Perrantes (1:21/Q3) | TOL: 14yd (1:59/Q2) |
| | WVW: Isabella 3yd - Heisey (10:14/Q2) | TOL: 18yd (7:41/Q4) |
| | WVW: Johnson 10yd - Heisey (3:!8/Q2) | BC: 72yd (1:20/Q1) |
| | WVW: Johnson 8yd - Heisey (0:24/Q2) | BC: 4yd (7:59/Q2) |
| | LIU: Afful 18yd - Perrantes (11:03/Q1) | BC: 49yd (5:31/Q2) |
| | LIU: Isabella 45yd - Perrantes (0:38/Q1) | BC: 30yd (0:51/Q2) |
| | LIU: Isabella 19yd - Perrantes (1:06/Q2) | LIU: 67yd (6:55/Q2) |
| | LIU: Afful 44yd - Perrantes (12:55/Q3) | LIU: 11yd (5:31/Q3) |
| | LIU: Erby 11yd - Perrantes (11:40/Q4) | SFU: 14yd (11:26/Q3) |
| | SFU: Mahar 12yd - Perrantes (7:31/Q3) | STON: 52yd (6:42/Q2) |
| | SFU: Isabella 22yd - Perrantes (10:52/Q4) | STON: 11yd (10:20/Q3) |
| | STON: Solomon 36yd - Perrantes (14:49/Q2) | STON: 23yd (1:01/Q3) |
| | STON: Isabella 12yd - Perrantes (9:58/Q2) | STON: 12yd (0:46/Q4) |
| | STON: Johnson 29yd - Perrantes (1:39/Q2) | MERCY: 5yd (10:24/Q1) |
| | STON: Erby 21yd - Perrantes (5:25/Q3) | MERCY: 24yd (9:16/Q3) |
| | STON: Erby 32yd - Perrantes (0:05/Q3) | MERCY: 10yd (1:30/Q4) |
| | MERCY: Afful 5yd - Perrantes (6:07/Q2) | |
| | MERCY: Isabella 64yd - Perrantes (14:43/Q3) | |
| | RMU: Erby 13yd - Perrantes (9:46/Q1) | |
| | RMU: Erby 45yd - Perrantes (14:34/Q2) | |
| | RMU: Erby 18yd - Perrantes (0:29/Q2) | |
| | RMU: Isabella 44yd - Perrantes (6:59/Q4) | |
| Defensive Touchdowns | 2 | 1 |
| | SFU: Howard INT, 40yd (5:44/Q1) | BC: INT, 45yd (13:28/Q2) |
| | SFU: Lowery FUM, 40yd (0:10/Q4) | |
| Game High (Total TDs) | 7 (LIU) | 8 (Boston College) |
| Field Goals | 6 | 2 |
| | TOL: 22yd by Bruzdewicz (8:51/Q2) | YSU: 45yd (6:57/Q1) |
| | SFU: 33yd by Bruzdewicz (13:47/Q2) | MERCY: 21yd (0:47/Q2) |
| | STON: 24yd by Bruzdewicz (0:00/Q2) | |
| | STON: 30yd by Bruzdewicz (5:20/Q4) | |
| | MERCY: 31yd by Bruzdewicz (4:44/Q3) | |
| | RMU: 25yd by Bruzdewicz (14:01/Q4) | |

## BIG PLAYS FROM SCRIMMAGE SUMMARY

| RUSH/CATCH | 20-29 | 30-39 | 40-49 | 50-59 | 60-69 | 70-79 | 80-89 | 90-99 | TOTAL |
|---|---|---|---|---|---|---|---|---|---|
| Sheehan (Catch) | | 1 | | | | | | | 1 |
| Afful (Catch) | 2 | 1 | | | | | | | 3 |
| Erby (Catch) | 5 | 1 | 2 | | | | | | 8 |
| Isabella (Catch) | 3 | 1 | 2 | | 1 | | | | 7 |
| Johnson (Catch) | 1 | 1 | | | | | | | 2 |
| Tarabrella (Catch) | | 1 | | | | | | | 1 |
| Clements (Run) | 4 | | | | | 2 | 1 | | 7 |
| Butts (Run) | 1 | | | | | | | | 1 |
| Solomon (Run) | 4 | 1 *(catch)* | | | | | | | 5 |
| Hopkins (Run) | 1 | | | | | | | | 1 |
| Perrantes (Run) | 1 | | | | | | | | 1 |
| Berarducci (Run) | 1 | | | | | | | | 1 |
| **Totals** (rush only) | **12** | | | | | **2** | **1** | | **15** |
| **Opponents** (rush only) | **2** | | **2** | | | | | | **4** |

| PASSING | 20-29 | 30-39 | 40-49 | 50-59 | 60-69 | 70-79 | 80-89 | 90-99 | TOTAL |
|---|---|---|---|---|---|---|---|---|---|
| Perrantes | 10 | 7 | 6 | | 1 | | | | 24 |
| Heisey | 2 | | | | | | | | 2 |
| **Totals** | **12** | **7** | **6** | | **1** | | | | **26** |
| **Opponents** | **13** | **7** | **1** | **3** | **1** | **1** | | | **26** |

## GAME-BY-GAME STARTERS

### OFFENSE

| | LT | LG | C | RG | RT | TE | WR | WR | WR | RB | QB |
|---|---|---|---|---|---|---|---|---|---|---|---|
| at Toledo | Oliver | Fallah | McLaurin | Brandt | Beidatsch, Jr. | Canty | Afful | Erby | Johnson | Clements | Perrantes |
| at Boston College | Beidatsch, Jr. | Gunn | McLaurin | Brandt | Satterwhite | Canty | Afful | Erby | Johnson | Clements | Perrantes |
| at Youngstown State | Oliver | Gunn | McLaurin | Austin | Satterwhite | Mahar | Afful | Erby | Johnson | Clements | Perrantes |
| West Va. Wesleyan | Oliver | Fallah | McLaurin | Brandt | Satterwhite | Mahar | Afful | Erby | Tarabrella* | Clements | Heisey |
| LIU | Oliver | Fallah | McLaurin | Brandt | Satterwhite | Mahar | Afful | Erby | Johnson | Clements | Perrantes |
| at Saint Francis | Oliver | Fallah | McLaurin | Brandt | Satterwhite | Mahar | Afful | Erby | Tarabrella* | Clements | Perrantes |
| at Stonehill | Oliver | Fallah | McLaurin | Brandt | Satterwhite | Tarabrella | Afful | Erby | Johnson | Clements | Perrantes |
| Mercyhurst | Oliver | Fallah | McLaurin | Beidatsch, Jr. | Satterwhite | Tarabrella | Afful | Erby | Johnson | Clements | Perrantes |
| Robert Morris | Oliver | Fallah | McLaurin | Beidatsch, Jr. | Satterwhite | Tarabrella | Afful | Erby | Isabella | Clements | Perrantes |
| Wagner | | | | | | | | | | | |
| Central Conn. State | | | | | | | | | | | |
| **Consecutive Starts** | **(7)** | **(6)** | **(11)** | **(2)** | **(8)** | **(4)** | **(21)** | **(9)** | **(3)** | **(9)** | **(5)** |

**opened with 2 tight ends*

### DEFENSE

| | DT | DT | DE | DE | LB | LB | CB | CB | S | S | S |
|---|---|---|---|---|---|---|---|---|---|---|---|
| at Toledo | Ackerman | Kurzinger | Dunkley | Patterson | Rizzo | Howard | Davis | Cerisier | Jones | Epps | T. Lowery |
| at Boston College | Ackerman | Kurzinger | Dunkley | Patterson | Rizzo | Miller | Davis | Cerisier | Jones | Epps | Barnes |
| at Youngstown State | Ackerman | Kurzinger | Dunkley | Patterson | Rizzo | Miller | Davis | Cerisier | Jones | Epps | Barnes |
| West Va. Wesleyan | Ackerman | Kurzinger | Dunkley | Patterson | Rizzo | Miller | Davis | Cerisier | Jones | Epps | Cole |
| LIU | Ackerman | Kurzinger | Dunkley | Patterson | Rizzo | Franks | Howard* | Cerisier | Jones | Epps | Barnes |
| at Saint Francis | Ackerman | Kurzinger | Dunkley | Patterson | Rizzo | Franks | Howard* | Cerisier | Davis | Epps | Barnes |
| at Stonehill | Ackerman | Kurzinger | Dunkley | Patterson | Rizzo | Franks | Howard* | Cerisier | Davis | Epps | Barnes |
| Mercyhurst | Ackerman | Kurzinger | Dunkley | Pate | Rizzo | Franks | Howard* | Cerisier | Stanley | Epps | Barnes |
| Robert Morris | Ackerman | Kurzinger | Dunkley | Patterson | Rizzo | Franks | Howard* | Cerisier | Stanley | Epps | Jones |
| Wagner | | | | | | | | | | | |
| Central Conn. State | | | | | | | | | | | |
| **Consecutive Starts** | **(9)** | **(9)** | **(9)** | **(1)** | **(21)** | **(5)** | **(5)** | **(9)** | **(2)** | **(21)** | **(1)** |

**opened with 3 linebackers*

## DUQUESNE GAME-BY-GAME LEADERS

### PASSING

| | |
|---|---|
| at Toledo | Darius Perrantes (15-26, 143yd, 1 TD, 1 INT) |
| at Boston College | Darius Perrantes (8-18, 62yd, 0 TD, 2 INT) |
| at Youngstown State | Darius Perrantes (17-26, 157yd, 2 TD, 0 INT) |
| West Va. Wesleyan | Jordan Heisey (17-23, 161yd, 3 TD, 1 INT) |
| LIU | Darius Perrantes (15-23, 212yd, 5 TD, 1 INT) |
| at Saint Francis | Darius Perrantes (15-30, 185yd, 2 TD, 0 INT) |
| at Stonehill | Darius Perrantes (25-34, 412yd, 5 TD, 1 INT) |
| Mercyhurst | Darius Perrantes (13-25, 247yd, 2 TD, 1 INT) |
| Robert Morris | Darius Perrantes (14-26, 231yd, 4 TD, 0 INT) |
| Wagner | |
| Central Conn. State | |

### RUSHING

| | |
|---|---|
| at Toledo | Taj Butts (5 att., 39yd, 0 TD, 21 long) |
| at Boston College | JaMario Clements (10 att., 45yd, 0 TD, 16 long) |
| at Youngstown State | JaMario Clements (12 att., 204yd, 1 TD, 75 long) |
| West Va. Wesleyan | Shawn Solomon, Jr. (10 att., 89yd, 1 TD, 28 long) |
| LIU | JaMario Clements (20 att., 147yd, 0 TD, 29 long) |
| at Saint Francis | JaMario Clements (21 att., 87yd, 1 TD, 16 long) |
| at Stonehill | JaMario Clements (20 att., 108yd, 1 TD, 20 long) |
| Mercyhurst | JaMario Clements (15 att., 177yd, 2 TD, 86 long) |
| Robert Morris | JaMario Clements (21 att., 105yd, 0 TD, 22 long) |
| Wagner | |
| Central Conn. State | |

### TACKLES / SACKS

| | |
|---|---|
| at Toledo | Epps (8 tk, 4 solo) & Moore (8 tk., 3 solo) \| Dunkley & Patterson (1 sack) |
| at Boston College | Jay. Stephens (6 tk, 4 solo) & Miller (6tk, 4 solo) \| Dunkley (1 sack) |
| at Youngstown State | Luke Miller (14 tk, 8 solo) \| Dunkley, Rizzo, Pate (1 sack) |
| West Va. Wesleyan | CJ Barnes (5 tk, 4 solo) \| no sacks |
| LIU | Ty Howard (5 tk, 3 solo) \| Ty Howard (1 sack) |
| at Saint Francis | Khatavian Franks (8 tk, 4 solo) \| Franks & C. Ramirez (1 sack) |
| at Stonehill | Ty Howard (8 tk, 4 solo) \| Jack Dunkley (1 sack) |
| Mercyhurst | CJ Barnes (13 tk, 6 solo) \| Jack Dunkley (1.5 sack) |
| Robert Morris | Ty Howard (8 tk, 5 solo) \| Jack Dunkley (3.0 sack) |
| Wagner | |
| Central Conn. State | |

### RECEIVING

| | |
|---|---|
| at Toledo | John Erby (7 rec., 69yd, 0 TD, 24 long) |
| at Boston College | Tedy Afful (4 rec., 48yd, 0 TD, 23 long) |
| at Youngstown State | Tedy Afful (7 rec., 56yd, 2 TD, 15 long) |
| West Va. Wesleyan | John Erby (7 rec., 91yd, 0 TD, 25 long) |
| LIU | Joey Isabella (5 rec., 85yd, 2 TD, 45 long) |
| at Saint Francis | Joey Isabella (6 rec., 94yd, 1 TD, 38 long) |
| at Stonehill | John Erby (7 rec., 125 yd, 2 TD, 32 long) |
| Mercyhurst | Joey Isabella (4 rec., 124yd, 1 TD, 64 long) |
| Robert Morris | John Erby (6 rec., 126 yd, 3 TD, 45 long) |
| Wagner | |
| Central Conn. State | |

### FIELD GOALS, PATs

| | |
|---|---|
| at Toledo | Brian Bruzdewicz (1-1 PAT, 1-1 FG, 22yd) |
| at Boston College | Brian Bruzdewicz (0-1 FG, 31yd) |
| at Youngstown State | Brian Bruzdewicz (4-4 PAT) |
| West Va. Wesleyan | Brian Bruzdewicz (4-4 PAT, 0-1 FG, 41yd) |
| LIU | Andrew Smith (4-4 PAT) |
| at Saint Francis | Brian Bruzdewicz (4-4 PAT, 1-1 FG, 33yd) |
| at Stonehill | Brian Bruzdewicz (6-6 PAT, 2-2 FG, 24 / 33 yd) |
| Mercyhurst | Brian Bruzdewicz (4-4 PAT, 1-2 FG, 32x / 33g yd) |
| Robert Morris | Brian Bruzdewicz (4-4 PAT, 1-1 FG, 25yd) |
| Wagner | |
| Central Conn. State | |

### INTERCEPTIONS / FUMBLES

| | |
|---|---|
| at Toledo | none |
| at Boston College | 1 Fumble (Dunkley FF, Kurzinger FR) |
| at Youngstown State | 1 INT (Antonio Epps) |
| West Va. Wesleyan | 2 INT (Luke Miller & CJ Barnes) |
| LIU | 1 INT (Nell Davis) |
| at Saint Francis | 1 INT (Ty Howard) \| 1 Fumble (M. Lowery FF & FR) |
| at Stonehill | 1 Fumble (Miller FF, Howard FR) |
| Mercyhurst | 1 INT (Ty Howard) |
| Robert Morris | 1 INT (Ty Howard) |
| Wagner | |
| Central Conn. State | |

## MISCELLANEOUS GAME INFORMATION

| | Result | Uni (Top/Bottoms) | Toss | First DUQ Drive / Play | First OPP Drive / Play | Weather |
|---|---|---|---|---|---|---|
| 8/29 at Toledo | L, 10-49 | White/White | Win, Defer | 3p-9yd, Punt / Rush | 9p-65yd, TD / Pass | 78, Sunny |
| 9/7 at Boston College | L, 0-56 | White/Blue | Win, Defer | 3p-0yd, Punt / Rush | 3p-6yd, Punt / Pass | 76, Sunny |
| 9/14 at Youngstown State | W, 28-25 | White/White | Loss, Receive | 8p-45yd, Downs / Pass | 8p-43yd, FG / Pass | 81, Sunny |
| 9/21 vs. West Va. Wesleyan | W, 35-0 | Blue/Blue | Win, Defer | 5p-20yd, Punt / Rush | 6p-22yd, Punt / Pass | 85, Sunny - 59min lightning delay in 2Q |
| 10/5 vs. LIU | W, 47-21 | Blue/White | Loss, Receive | 8p-74yd, TD / Rush | 3p-(-3yd), Punt / Pass | 73, Sunny |
| 10/12 at Saint Francis | W, 38-7 | White/White | Win, Defer | 3p-3yd, Punt / Rush | 6p-63yd, Downs / Pass | 55, Cloudy |
| 10/26 at Stonehill | W, 48-34 | Blue/White | Win, Receive | 8p-50yd, INT / Rush | 3p-(-2 yd), Punt / Rush | 63, Sunny |
| 11/2 vs. Mercyhurst | W, 31-24 | Red/Red | Loss, Defer | 3p-3yd, Punt / Rush | 10p-69yd, TD / Pass | 55, Sunny |
| 11/9 vs. Robert Morris | W, 31-6 | Blue/Blue | Win, Receive | 11p-71yd, TD / Rush | 4p-11yd, Punt / Pass | 57, Sunny |
| 11/16 vs. Wagner | | | | | | |
| 11/23 at Central Conn. State | | | | | | |

## PASSING

### Passing Yards

| Stat | Individual | Total | Opponent, Date |
|---|---|---|---|
| 400+ | Darius Perrantes | 412 | **at Stonehill, 10/26/24** |
| 350+ | Darius Perrantes | 412 | **at Stonehill, 10/26/24** |
| 300+ | Darius Perrantes | 412 | **at Stonehill, 10/26/24** |
| 250+ | Darius Perrantes | 412 | **at Stonehill, 10/26/24** |

### Touchdown Passes

| Stat | Individual | Total | Opponent, Date |
|---|---|---|---|
| 6+ | Dillon Buechel | 6 | at Jacksonville, 10/1/16 |
| 5+ | Darius Perrantes | 5 | **at Stonehill, 10/26/24** |
| 4+ | Darius Perrantes | 4 | **Robert Morris, 11/9/24** |
| 3+ | Darius Perrantes | 4 | **Robert Morris, 11/9/24** |

### Pass Attempts

| Stat | Individual | Total | Opponent, Date |
|---|---|---|---|
| 50+ | Joe Mischler | 50 | LIU, 10/29/22 |
| 40+ | Joe Mischler | 50 | LIU, 10/29/22 |
| 30+ | Darius Perrantes | 34 | **at Stonehill, 10/26/24** |

### Pass Completions

| Stat | Individual | Total | Opponent, Date |
|---|---|---|---|
| 30+ | Joe Mischler | 35 | LIU, 10/29/22 |
| 25+ | Darius Perrantes | 25 | **at Stonehill, 10/26/24** |
| 20+ | Darius Perrantes | 25 | **at Stonehill, 10/26/24** |

### Interceptions

| Stat | Individual | Total | Opponent, Date |
|---|---|---|---|
| 4+ | Brett Brumbaugh | 4 | Robert Morris, 11/9/19 |
| 3+ | Darius Perrantes | 3 | at Delaware, 10/7/23 |
| 0 | Darius Perrantes | 0 | **Robert Morris, 11/9/24** |

**A non-quarterback TD pass …**
Bill Bair (RB) 26 yds. to Sean Patterson (QB)
at Bryant, 11.20.10

## RECEIVING

### Receiving Yards

| Stat | Individual | Total | Opponent, Date |
|---|---|---|---|
| 200+ | Cyrus Holder | 211 | LIU, 3/21/21 |
| 175+ | Cyrus Holder | 211 | LIU, 3/21/21 |
| 150+ | Dwayne Menders | 165 | Thomas More, 9/12/22 |
| 125+ | John Erby | 126 | **Robert Morris, 11/9/24** |

### Touchdown Receptions

| Stat | Individual | Total | Opponent, Date |
|---|---|---|---|
| 4+ | Blair Roberts | 4 | Bryant, 10/29/16 |
| 3+ | John Erby | 3 | **Robert Morris, 11/9/24** |
| 2+ | John Erby | 3 | **Robert Morris, 11/9/24** |

### Receptions

| Stat | Individual | Total | Opponent, Date |
|---|---|---|---|
| 12+ | Chris King | 12 | at William & Mary, 11/28/15 |
| 10+ | Kareem Coles, Jr. | 10 | at Robert Morris, 11/9/19 |
| 8+ | Dwayne Menders | 8 | at CCSU, 10/22/22 |

### Long Reception

| Stat | Individual | Total | Opponent, Date |
|---|---|---|---|
| 90+ | Conrad Carter | 91 | Saint Francis, 9/20/08 |
| 80+ | Keshawn Brown | 89 | Stonehill, 11/11/23 |
| 70+ | Keshawn Brown | 89 | Stonehill, 11/11/23 |
| 60+ | Joey Isabella | 64 | **Mercyhurst, 11/2/24** |
| 50+ | Joey Isabella | 64 | **Mercyhurst, 11/2/24** |

**Two players with 100+ yards…**
Abdul Janneh (8-121-2 TD) & Dwayne Menders, Jr. (7-102) at Youngstown State (09/03/22)

**Two players with 2+ receiving touchdowns…**
Joey Isabella (5-85-2 TD) & Tedy Afful (5-84-2 TD), **vs. LIU (10/5/24)**

## RUSHING

### Rush Yards

| Stat | Individual | A-Y-TD | Opponent, Date |
|---|---|---|---|
| 300+ | Mike Hilliard | 31-323-5 | La Salle, 9/27/03 |
| 250+ | Mike Hilliard | 31-323-5 | La Salle, 9/27/03 |
| 200+ | JaMario Clements | 12-204-1 | **at #20Youngstown St., 9/14/24** |
| 150+ | JaMario Clements | 15-177-2 | **vs. Mercyhurst, 11/2/24** |

### Rush Attempts

| Stat | Individual | Total | Opponent, Date |
|---|---|---|---|
| 40+ | Mike Hilliard | 40 | at Morehead State, 11/1/03 |
| 30+ | Billy Lucas | 30 | Sacred Heart, 11/05/22 |

### Rush Touchdowns

| Stat | Individual | Total | Opponent, Date |
|---|---|---|---|
| 5+ | Larry McCoy | 5 | at Sacred Heart, 11/14/09 |
| 4+ | Larry McCoy | 5 | at Sacred Heart, 11/14/09 |
| 3+ | A.J. Hines | 3 | Robert Morris, 10/13/18 |

### Long Rush

| Stat | Individual | Total | Opponent, Date |
|---|---|---|---|
| 90+ | | | |
| 80+ | JaMario Clements | 86 | **vs. Mercyhurst, 11/2/24** |
| | Josh Rue | 86 | Canisius, 11/17/01 |
| 70+ | JaMario Clements | 86 | **vs. Mercyhurst, 11/2/24** |
| 60+ | JaMario Clements | 86 | **vs. Mercyhurst, 11/2/24** |
| 50+ | JaMario Clements | 86 | **vs. Mercyhurst, 11/2/24** |

**Two players rushed for 100+ yards …**
Taj Butts (118) and JaMario Clements (101)
vs. CCSU, 10/14/23

## ALL PURPOSE YARDS

### Yards

| Stat | Individual | Total | Opponent, Date |
|---|---|---|---|
| 350+ | Josh Rue | 409 | Canisius, 11/17/01 |
| 300+ | Mike Hilliard | 323 | La Salle, 9/27/03 |
| 250+ | A.J. Hines | 256 | at Saint Francis, 10/20/18 |
| 200+ | JaMario Clements | 204 | **at #20Youngstown St., 9/14/24** |

### Touchdowns

| Stat | Individual | Total | Opponent, Date |
|---|---|---|---|
| 5+ | Larry McCoy | 5 | at Sacred Heart, 11/14/09 |
| 4+ | Blair Roberts | 4 | Bryant, 10/29/16 |
| 3+ | John Erby | 3 | **Robert Morris, 11/9/24** |

## DEFENSE

### Tackles

| Stat | Individual | Total / Solo | Opponent, Date |
|---|---|---|---|
| 20+ | Nathan Totino | 23/13 | Albany, 10/4/08 |
| 15+ | Carter Henderson | 16/9 | at Liberty, 11/4/17 |
| 10+ | CJ Barnes | 14/6 | **vs. Mercyhurst, 11/2/24** |

### Sacks

| Stat | Individual | Total | Opponent, Date |
|---|---|---|---|
| 4+ | Dorian Bell | 4.0 | Sacred Heart, 10/20/12 |
| 3+ | Jack Dunkley | 3.0 | **Robert Morris, 11/9/24** |

### Tackles for Loss

| Stat | Individual | Total | Opponent, Date |
|---|---|---|---|
| 6+ | Christian Kuntz | 6.0 | Dayton, 9/17/16 |
| 5+ | Todd Hill | 5.5 | Wagner 11/19/22 |
| 4+ | Todd Hill | 5.5 | Wagner 11/19/22 |
| 3+ | Jack Dunkley | 3.0 | **Robert Morris, 11/9/24** |

### Interceptions

| Stat | Individual | Total | Opponent, Date |
|---|---|---|---|
| 3+ | Leigh Bodden | 3 | Iona, 11/2/02 |
| 2+ | Jeremiah Josephs | 2 | at Merrimack, 10/2/21 |

**An interception was returned for a touchdown …**
Ty Howard (40 yds) **at St. Francis - 10/12/24**

**A fumble was returned for a touchdown ...**
Malichi Lowery (40 yds) **at St. Francis - 10/12/24**

**Had three defensive scores ...**
Interception (71 yds), Fumble (0 yds) & Interception (33 yds) in a span of 4:09 of 1Q vs. West Liberty - 10/5/13

**A safety was recorded …**
vs VUL (snap over quarterback's head out of back of end zone) - 09/25/21

**Two safeties were recorded …**
2 at Robert Morris (10:27 & 3:26 of 3rd quarter) - 10/19/13

## SPECIAL TEAMS

### FGs Made

| Stat | Individual | Total | Opponent, Date |
|---|---|---|---|
| 4+ | Brian Bruzdewicz | 4 | at Ohio, 9/11/21 |
| 3+ | Brian Bruzdewicz | 3 | at CCSU, 10/22/22 |

### Long FG

| Stat | Individual | Total | Opponent, Date |
|---|---|---|---|
| 50+ | Charlie Leventry | 51 | Wagner, 10/22/11 |
| 45+ | Andrew Smith | 45 | at LIU, 11/6/21 |

### Long Punt

| Stat | Individual | Total | Opponent, Date |
|---|---|---|---|
| 70+ | Joe Maker | 73 | at Saint Peter's, 10/28/00 |
| 60+ | Austin Crimmins | 60 | Dayton, 9/17/16 |

**A kickoff was returned for a touchdown …**
Xavier Nelson (82 yds) at CCSU, 11.16.16

**A punt was returned for a touchdown …**
Mark Allen (65 yds) vs. Wagner 10.26.19

**A punt was blocked …**
Ryan Webb at Saint Francis, 11.12.22

**Blocked punt returned for a touchdown…**
Luke Harris (5 yds) at Saint Francis, 11.12.22

**A PAT was blocked…**
Jaelen Carson at Wagner, 11.4.23

**A field goal was blocked …**
Ayden Garnes vs. LIU, 10.29.22

**Blocked field goal returned for a touchdown…**
Jared Williams (48 yds) at Dayton, 9.10.11

**Duquesne did not record a punt ...**
**at Stonehill, 10/26/24**

## TEAM

### Total Offense

| Stat | Opponent | Total | Date |
|---|---|---|---|
| 700+ | Iona | 751 | 10/21/00 |
| 600+ | at Jacksonville | 619 | 10/01/16 |
| 500+ | **at Stonehill** | **555** | **10/26/24** |
| <200 | at Boston College | 135 | 9/7/24 |

### Passing Yards

| Stat | Opponent | Total | Date |
|---|---|---|---|
| 400+ | **at Stonehill** | **412** | **10/26/24** |
| 350+ | **at Stonehill** | **412** | **10/26/24** |
| 300+ | **at Stonehill** | **412** | **10/26/24** |
| <100 | at Boston College | 75 | 9/7/24 |

### Rush Yards

| Stat | Opponent | Total | Date |
|---|---|---|---|
| 400+ | Valparaiso | 425 | 9/17/11 |
| 300+ | at Wagner | 310 | 11/20/21 |
| 200+ | **Mercyhurst** | **217** | **11/2/24** |
| <100 | at Boston College | 60 | 9/7/24 |

### Points

| Stat | Opponent | Total | Date |
|---|---|---|---|
| 60+ | La Salle | 62 | 9/27/03 |
| 50+ | Virginia-Lynchburg | 56 | 9/25/21 |
| 40+ | **at Stonehill** | **48** | **10/26/24** |

### Turnovers

| Stat | Opponent | Total | Date |
|---|---|---|---|
| 5+ | at Robert Morris | 7 | 11/9/19 |
| 4+ | Stonehill | 4 | 11/14/23 |

### Takeaways

| Stat | Opponent | Total | Date |
|---|---|---|---|
| 5+ | Edinboro | 5 | 9/2/23 |
| 4+ | Edinboro | 5 | 9/2/23 |

### Sacks

| Stat | Opponent | Total | Date |
|---|---|---|---|
| 7+ | **Robert Morris** | **7** | **11/9/24** |
| 6+ | **Robert Morris** | **7** | **11/9/24** |
| 5+ | **Robert Morris** | **7** | **11/9/24** |

**Duquesne posted a shutout …**
**35-0 vs. West Virginia Wesleyan, 9.21.24**

**Duquesne posted consecutive shutouts …**
42-0 at Canisius, 11.9.02 & 27-0 vs. Fairfield, 11.16.02

**Duquesne did not score …**
L, 0-56 at Boston College, 9.7.24

**Duquesne did not score in consecutive games …**
0-12 at Saint Francis (10.26.1991), 0-49 at Buffalo (11.2.91) & 0-35 vs. Allegheny (11.9.91) as a Division III member

**Duquesne did not score in the first half…**
L, 0-56 at Boston College, 9.7.24

**Duquesne did not score in the second half …**
L, 0-56 at Boston College, 9.7.24

**Duquesne did not score a touchdown…**
L, 0-56 at Boston College, 9.7.24

**Duquesne defeated a ranked team …**
**at No. 21/20 Youngstown State (W, 28-25), 9.14.24**

**Duquesne lost to a ranked team…**
at No. 21/23 Youngstown State (L, 40-7), 11.25.23

**Duquesne won an overtime game …**
vs Sacred Heart (W, 35-28 in OT), 11.05.22

**Duquesne lost an overtime game ...**
vs LIU (L, 48-50 in 2OT), 10.29.22

**Had a game decided in final minute ...**
33-28 L vs Stonehill (11.11.23)
*Stonehill rushing touchdown with 50 seconds left*

**Had a game decided on the final play**
45-42 W at Sacred Heart (11.14.09),
*Charlie Leventry 31 yd FG as time expired*

**Had a comeback victory of 14+ points**
31-28 W at LIU (9.30.23)
*Trailed by 14 (21-7) in second quarter*

## DUQUESNE IN THE SPORTS NETWORK FCSTOP-10 MID-MAJOR POLL FROM 2001-2007

Duquesne was the only school to appear in every Sports Network FCS Top-10 Mid-Major Final Poll. The Dukes, who claimed the 2003 Mid-Major National Championship, finished in the top five six times. DU spent a total of 14 weeks at the top of the poll (three weeks in 2001, eight weeks in 2002, one week in 2003 and two weeks in 2004):

| | | |
|---|---|---|
| 2001 | 8-3 | No. 4 |
| 2002 | 11-1 | No. 2 |
| 2003 | 8-3 | No. 1 |
| 2004 | 7-3 | No. 5 |
| 2005 | 7-3 | No. 3 |
| 2006 | 7-3 | No. 6 |
| 2007 | 6-4 | No. 8 |

## MOST APPEARANCES IN THE IN THE FINAL POLL

| | |
|---|---|
| Duquesne | 7 |
| Dayton | 6 |
| Morehead State | 6 |
| San Diego | 6 |
| Albany | 5 |
| Monmouth | 5 |

New York U's Famous Jinx Rocks Tech Hopes, 6-0

DUKES SURPRISE PITT, 21-13

The Press Sports

PITTSBURGH, PA., SUNDAY, OCTOBER 22, 1939 PAGE 5

CASSIANO YACINA SINCO

THE TURNING POINT IN THE GAME ..... SINCO'S HIGH PASS BOUNDED OFF CASSIANO'S SHOULDER ON THE PITT 18 AND YACINA RECOVERED THE BALL IN MID AIR AND RACED OVER FOR THE SECOND DUQUESNE TOUCHDOWN.

Barmak-Galu Lateral Produces Only Score

Play Goes 23 Yards for Touchdown, and

Football Results

LOCAL

Duquesne ....31 Pitt .....13

LOCAL ABROAD

Miracle Man Donelli

'Buff' Praises His Dukes for Fighting From Behind To Defeat 'Mighty Good Football Team'

Hilltoppers Fight Back To Wipe Away 13-0 Lead

Rokisky Furnishes Placement Points and

## DUKES DOWN NO. 1

Duquesne is one of a few schools that boasts a victory over The Associated Press' top-ranked team. On Oct. 21, 1939 the Dukes, coming off a 7-0 victory over Manhattan at the Polo Grounds, stunned No. 1 Pitt 21-13 at Pitt Stadium. The loss dropped the Panthers - who had claimed an AP national championship in 1937 - to No. 18 the ensuing week. Three weeks later, Pitt severed football relations with Duquesne ending the six-game series which the Panthers led 4-2. According to an AP story in the Nov. 8 New York Times: "No reasons were announced for the break, which became known at a meeting between athletic directors Jimmy Hagan of Pitt and Aldo (Buff) Donelli of Duquesne." Duquesne, which split its last four games against its cross-town rival (DU handed 8-1-1 Pitt its lone loss in the Panthers' 1936 national championship season by a 7-0 score) completed the '39 season ranked No. 10 in the final AP poll at 8-0-1. The lone blemish was a 10-10 tie at Detroit in the season finale. Pitt finished the year 5-4.

## DUQUESNE IN THE FINAL AP POLL FIRST POLL WAS IN 1936

Duquesne finished ranked among the Top 10 teams in the nation twice in a span of three years prior to World War II. The 1936 Dukes defeated Mississippi State in the Orange Bowl, the '39 Duquesne team's tie came in the final game of the season and the 1941 DU team was one of three undefeated, untied teams at the end of the regular season:

| | | |
|---|---|---|
| 1936 | 8-3 | No. 4 |
| 1939 | 11-1 | No. 2 |
| 1941 | 8-3 | No. 1 |

The 1941 Dukes were crowned the nation's No. 1 team according to the Massey Ratings.

## DUQUESNE AND THE STEELERS' FIRST AFRICAN-AMERICAN PLAYER

*by Mike Macklin, Senator John Heinz History Center, Feb. 7, 2008 Pittsburgh Post-Gazette*

Fourteen years before Jackie Robinson broke professional baseball's color barrier, Ray Kemp became the first African-American player for the Pittsburgh Steelers - then known as the Pirates. Kemp, a graduate of Cecil High School, planned to go to law school following his graduation from Duquesne University in 1931, but Art Rooney asked Kemp to play for his semipro team, the J.P. Rooneys, while attending law school. When Rooney got the charter for a pro franchise in 1933, Kemp was invited to play, becoming one of just two African Americans in the NFL. Kemp's brief career lasted just four games during the franchise's inaugural season. The following year, Kemp was hired as the head football coach at Bluefield State College in West Virginia, where he led the Blues to an 8-0-1 record in the first of a 39-year coaching career. After Kemp left Pittsburgh following the 1933 season, there were no African-American players in the NFL until 1946.

*Former Duke Ray Kemp was the first African-American to play for the Pittsburgh Steelers.*


Ernie Hefferle

1936 Dukes
1937 Orange Bowl Champs


Boyd Brumbaugh

Boyd Brumbaugh hit Ernie Hefferle with a late 72-yard touchdown pass to give the Dukes a 13-12 win over Mississippi State in the 1937 Orange Bowl.



Nightriders

Duquesne's "Night Riders" play first night football game in Pgh.

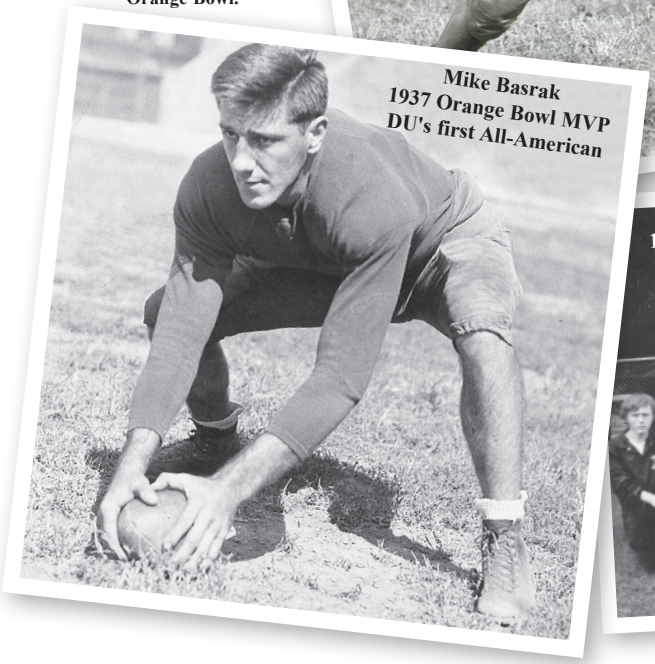
Mike Basrak
1937 Orange Bowl MVP
DU's first All-American

1973 Club Champs