DUQUESNE FOOTBALL

2024 GAME NOTES / GAME 7: AT STONEHILL

DIRECTOR OF STRATEGIC COMMUNICATIONS [FOOTBALL]: JACOB DAVEY // DAVEYJ@DUQ.EDU // [O]: 412.396.5376 // [C]: 412.546.8407

THE UNIVERSITY

Name of School	Duquesne University
Street Address	600 Forbes Avenue
Location	Pittsburgh, Pa. 15282
Founded	1878 by the Holy Ghost Fathers
Enrollment	8,179
Nickname	Dukes
School Colors	Red (PMS 200) and Blue (PMS 282)
Stadium	Arthur J. Rooney Field (4,300)
Playing Surface	FieldTurf
Affiliation	NCAA Football Championship Subdivision 32nd season in FCS
Conference	Northeast Conference 17th season in NEC
President	Ken Gormley (Pittsburgh '77)
VP of Athletics	Dave Harper (Wright State '92)
Athletic Dept. Phone	412.396.6565
Ticket Office Phone	412.232.DUKE (3853)
University Website	www.duq.edu
Athletics Website	www.GoDuquesne.com

THE TEAM

All-Time Record (97th season)	464-336-19 (.578)
FCS Record (1993-current)	221-117 (.654)
2023 Record	7-5 (6-1 NEC)
NEC All-Time Record	68-41
NEC All-Time Home/Road Record	37-18 / 31-23
NEC Titles (6)	2011 (co), '13 (co), '15, '16 (co), '18 (co), '23
NCAA FCS Playoffs (3)	2015, '18, '23
2023 Position Starters Returning/Lost	11/10
2023 Specialist Starters Returning/Lost	3/0
2023 All-NEC Returning/Lost	2/8

1/3 (1st Team); 1/5 (2nd Team)

THE COACH

Head Coach	Jerry Schmitt (Westminster '83)
Overall Record (25th season)	152-106 (.589)
Record at Duquesne (20th season)	124-85 (.593)

31st season on DU staff

ASSISTANT COACHES

Anthony Doria	Offensive Coordinator/QBs
Mickey Jacobs	Defensive Coordinator/LBs
Luke Smith	WRs/Director of Operations
Mike Silianoff	Asst. Head Coach/Offensive Line
Hunter Geisel	Tight Ends/Run Game Coordinator
Colin Goodfellow	Special Teams Coordinator
Darnel Richardson	Defensive Backs
Garrett Mack	Defensive Line
DQ Jamison	Defensive Backs
Paul Grattan	Running Backs
Derik Abbott	Offensive Asst. / Pass Game Specialist
Jacob Sakk	Director of Player Personnel
Brock Dieter	Offensive Quality Control
Kaleb Tkacs	Offensive Student Assistant
John Swisher	Student Assistant

SUPPORT STAFF

Kaleb Tkacs	Student Assistant
Jake Sweitzer	Head Equipment Manager
Anthony Longo	Director of Sports Performance
Kate Ashcraft	Athletic Trainer
Steven Labate	Athletic Trainer
Karlie Martin	Academic and Student Services

SOCIAL MEDIA

X / Twitter	@DuqFB & @GoDuquesne
Instagram	@DuqFB & @GoDuquesne
Facebook	/DuqFootball & /GoDuquesne

GAME 7

[RV] DUQUESNE DUKES

Record (streak)	4-2, 2-0 NEC (W4)
Last Game	Sat. Oct. 12 W, 38-7 at Saint Francis
Next Game	Sat. Nov. 2 - 12 PM vs. Mercyhurst
Head Coach	Jerry Schmitt
Career Record	152-106 (25th season)
Record at DU	124-85 (20th season)
Alma Mater	Westminster PA '83

DUQUESNE LEADERS

Rushing	JaMario Clements 85 att, 580 yds, 3 TD
Passing	Darius Perrantes 70-123 (57%), 759 yds, 10 TD
Receiving	Joey Isabella 17 rec, 249 yds, 4 TD
Tackling	Luke Miller 29.0 tkl, 19 solos, 2.0 tfl, 1 int
Sacks	Jack Dunkley 3.0 sacks, 4.5 tfl, 14.0 tkl
Interceptions	Epps / Miller / Barnes / Davis / Howard - 1 int
Special Teams	Brian Bruzdewicz 14-16 pat, 2-4 FG, 33 long

SAT., OCT. 26, 2024
1:00 PM
EASTON, MA
W.B. MASON STADIUM

Watch: NEC Front Row
Charlie Bergeron (Play by Play)
Andrew Jamiel (Analyst)
Listen: FOX Sports Pittsburgh
104.7 FM (HD2) / 970 AM / iHeart Radio
Alex Panormios (pxp - 30th season)
Josh Taylor (analyst)

Live Stats: GoDuquesne.com/fbstats

X (Twitter): @DuqFB

STATS COMPARISON

DUQ		STON
26.3	Points Scored/G	15.5
26.3	Points Allowed/G	35.0
22 (7/13/2)	TDs (Rush/Pass/DST)	13 (8/5/0)
328.3	Yards/G	283.3
336.7	Yards Allowed/G	436.2
168.5	Rush Yards/G	150.8
159.8	Pass Yards/G	132.5
30:44	Time of Possession	27:54
32-80 (40%)	Third Down Off.	(38%) 29-76
24-74 (32%)	Opp. Third Down	(48%) 38-78
18-21 (16)	Red Zone Scores-Att. (TD)	9-12 (8)

SERIES HISTORY

Overall	STON leads 2-0
In Easton	STON leads 1-0
Last Meeting	STON won 33-28 on 11/11/23

Only NEC opponent DUQ has never beat

STONEHILL SKYHAWKS

Record (streak)	1-5, 0-2 NEC (L3)
Last Game	Sat. Oct. 19 L, 48-28 at Merrimack
Next Game	Sat. Nov. 2 - 1 PM at Saint Francis
Head Coach	Eli Gardner
Career Record	37-39 (8th season)
Record at STON	same
Alma Mater	Western New Eng. ('08)

STONEHILL LEADERS

Rushing	Jarel Washington 76 att, 387 yds, 3 TD
Passing	Ashur Carraha 47-98 (48%), 517 yds, 3 TD
Receiving	Cody Ruff 15 rec, 218 yds, 2 TD
Tackling	Jordan Irvine 34.0 tkl, 23 solo, 2.5 tfl
Sacks	Bannon / Seide / Mosley III 1.0 sacks
Interceptions	Seide / Williams 1 int
Special Teams	Danny Hurley 12-13 PAT, 1-4 FG, 21 long

OPENING KICKOFF

- Duquesne, who is coming off its second and final bye week of the season, is **unbeaten in FCS play (3-0)** and off to a **2-0 start in Northeast Conference (NEC) play for the fifth time in the last six seasons** ... DU used a dominant defensive effort to down Saint Francis on the road, 38-7, last time out, opened conference play with a 47-21 win over LIU behind a strong, 26-0 start and six Perrantes touchdowns, and defeated No. 21/20 Youngstown State in Week 3 for DU's second win over a ranked opponent in program history

- The Dukes are **receiving votes** in both national polls **for the sixth consecutive week** and are the **highest ranked receiving votes team** in the AFCA Coaches Poll.

- Duquesne has **won four games in a row** since the Week 3 triumph at No. 21/20 Youngstown State, including a home-opening shutout of West Virginia Wesleyan (35-0) and both NEC victories ... The Dukes have had a **winning streak of at least four games in nine of the last 10 seasons** (every year since 2014 except 2022) ... The **last time DU won five straight games** was a six-game win streak that went into the the second round of the **2018** FCS Playoffs.

- Stonehill (1-5, 0-2 NEC) has lost three in a row entering the matchup, including a pair of conference contests (28-7 vs. Wagner and 31-7 at LIU) ... The Skyhawks are 1-1 at home with a win vs. Sacred Heart (35-21) and the Wagner loss ... Stonehill celebrates Homecoming this weekend, hosting the Dukes ... The Skyhawks' 15.5 points per game are the second-fewest in the NEC and 35.0 points allowed are the most in the conference ... In NEC play, Stonehill has the top passing defense (121.5 yards per game) but has surrendered a league-high 307.5 rushing yards per game.

- Duquesne running back **JaMario Clements** leads the NEC averaging 96.7 rushing yards per game (580 total) and 6.8 yards per rush, which is also 11th in the FCS.

- Duquesne won its sixth NEC title last season with a 6-1 conference mark and made its third appearance in the FCS playoffs ... The only loss was vs. Stonehill (33-28).

2024 SCHEDULE

TOLEDO	AT BOSTON COLLEGE	AT #21/20 YOUNGSTOWN ST.	WEST VA. WESLEYAN	LIU*	AT SAINT FRANCIS*	AT STONEHILL*	MERCYHURST	ROBERT MORRIS*	WAGNER*	AT CCSU*
AUG. 29 (THU)	SEPT. 7 (SAT)	SEPT. 14 (SAT)	SEPT. 21 (SAT)	OCT. 5 (SAT)	OCT. 12 (SAT)	OCT. 26 (SAT)	NOV. 2 (SAT)	NOV. 9 (SAT)	NOV. 16 (SAT)	NOV. 23 (SAT)
L, 49-10	L, 56-0	W, 28-25	W, 35-0	W, 47-21	W, 38-7	1:00 PM	12:00 PM	12:00 PM	12:00 PM	12:00 PM
ESPN+	ACCNX & ESPN+	ESPN+	NEC FRONT ROW	NEC FRONT ROW	ESPN+	NEC FRONT ROW	NEC FRONT ROW	NEC FRONT ROW	NEC FRONT ROW	NEC FRONT ROW

THE SERIES

- The Dukes will look for their first win over Stonehill in program history, as the Skyhawks moved to Division I and joined the NEC for the 2022 season and have won both all-time matchups ... Stonehill is the only NEC opponent that Duquesne has never defeated.

- With three lead changes in the second half, including two in the final three minutes, Stonehill held on to spoil DU's 2023 home finale and its first chance at the outright conference crown - which was won the next game at Merrimack ... The Skyhawks ran in a 21-yard touchdown with 50 seconds left and then stood strong on the defensive end to secure the win ... Stonehill got out to a 17-0 lead less than halfway into the first quarter, but Duquesne was able to quickly claw back into it and led 21-20 at the half.

DUKES VS. STONEHILL
(0-2)

10/1/22	L	+A	20-24
11/11/23	L	+H	28-33

At North Easton: STON leads 1-0
+ - NEC: STON leads 2-0
Current Streak: STON W2
Longest Streak: STON W2 (2022-pres.)
Most DUQ Points: 28 (2023)
Most STON Points: 33 (2023)
Largest Margin: -5 (33-28 STON in 2023)
Closest Margin: -4 (24-20 STON in 2022)

- Both meetings have been one-possession games decided by four (2022) and five (2023) points.

- Duquesne led 20-17 after three quarters in 2022 and 28-27 with 2:45 left in the game in 2023.

THAT'S OUR COACH

- Under reigning NEC Coach of the Year, **Jerry Schmitt**'s leadership, Duquesne has claimed nine conference championships (3 in the MAAC and 6 in the NEC) and earned three bids to the NCAA FCS Playoffs (2015, '18 and '23) ... Schmitt boasts a 124-85 record in his 20th season at Duquesne and is 152-106 in his 25th-year as a head coach (Westminster 2000-'04).

- Schmitt's 124 wins at the FCS level rank sixth among active coaches ... He is one of eight active FCS coaches to win 150 or more career games.

Coach (Current School)	FCS Years	Wins
1. Kevin Callahan (Monmouth)	32nd season	186
2. Mark Farley (Northern Iowa)	24th season	182
3. Greg Gattuso (Albany)	23rd season	150
4. Bobby Hauck (Montana)	14th season	134
5. Danny Rocco (VMI)	18th season	126
6. Jerry Schmitt (Duquesne)	**20th season**	**124**
7. Jason Simpson (UT Martin)	19th season	119

**Callahan, Farley, Hauck, Schmitt and Simpson have recorded all their FCS wins with their current team ... Gattuso was Duquesne coach before Schmitt (97-32 in 12 seasons / 8 MAAC titles)*

- With this season, Schmitt will pass *Dan McCann* for the longest tenured coach in program history ... McCann coached 19 seasons (1970-'83 and 1988-'92) ... Schmitt, in his 31st season on the Duquesne staff, spent 11 years as an assistant at DU over a trio of stints (1985-87, '92 and '93-'99) before being named head coach in 2005.

- Schmitt is the longest tenured coach in the NEC ... He ranks **third among active FCS coaches for longest tenured** (20 seasons) at their current school and is tied third for overall seasons as a head coach (25).

Coach (Current School)	Years - Current School	Overall
1. Kevin Callahan (Monmouth)	32nd season	32
2. Bob Nielson (South Dakota)	9th season	32
3. Jerry Schmitt (Duquesne)	**20th season**	**25**
3. Chris Hatcher (Samford)	10th season	25
4. Mark Farley (Northern Iowa)	24th season	24

WEEKLY HONORS

- Duquesne was named an **Honorable Mention Stats Perform FCS National Team of the Week** after the win over No. 20 Youngstown State in Week 3.

NEC Player of the Weeks
- RB **JaMario Clements** (Offense - Week 3 after YSU win)
  - *12 carries, career-high 204 yd, 1 TD - 75 yd TD run*
  - *Honorable mention FCS National Offensive POW*
- LB **Luke Miller** (co-Defense & Rookie - Week 3 after YSU win)
  - *14 tackles (8 solo) - 8 tkl in second half*
- QB **Darius Perrantes** (Offense - Week 6 after LIU win)
  - *15-for-23, 212 yd, 5 TD - 1 rush TD*
  - *Honorable mention FCS National Offensive POW*

NEC Prime Performers
- WR **Tedy Afful** (Week 3 after YSU win)
  - *Career-high 7 rec., 56 yd, 2 TD*
- QB **Jordan Heisey** (Week 4 after WVWC win)
  - *17-for-23, 161 yd, 3 TD*
- RB **JaMario Clements** (Week 6 after LIU win)
  - *Career-high 20 carries, 147 yd*
- LB **Ty Howard** (Week 7 after SFU win)
  - *First career INT, a 40yd pick six in first quarter*
- WR **Joey Isabella** (Week 7 after SFU win)
  - *Game-high 6 rec. for 94 yards and a TD*

DOMINATING CONFERENCE START

- Duquesne is off to a **2-0 start in NEC play for the fifth time in the past six seasons** ... DU **outscored LIU and Saint Francis by a total of 85-28** in the two wins ... In both games the Dukes jumped ahead early with a 26-0 lead in the second quarter vs. LIU and a 17-0 halftime advantage at Saint Francis.

TRENDS TO NOTE

- Over the past two seasons (2023 and '24), Duquesne is 8-0 when scoring more than 30 points, 10-0 when holding opponents under 30 points and 9-0 when leading after the first quarter.

RUN GAME IS ROLLING

- Redshirt junior running back **JaMario Clements** is averaging an **NEC-best 96.7 yards per game** (85 carries - 580 yd - 3 td) and his **6.8 yards per rush ranks 11th in the FCS**.

- Clements' career-high 204 yards in win at YSU is the only 200-yard game by an NEC back this season and one of 11 in the FCS ... Clements charted two 70+ yard runs in the career day, his 75-yard TD run is the second-longest in the NEC this season.

- In three FCS games this season, Duquesne has outgained opponents 562-347 on the ground.

SPREADING THE WEALTH

- Six different players have caught touchdown passes for the Dukes, paced by **Joey Isabella** and **Tedy Afful** with four - which is tied for **fourth-most in the NEC** ... **Steven Mahar, Jr.** made it six with his first career TD grab at SFU.

- Duquesne is the **only team in the NEC with more than two players that have multiple TD catches** (Afful - 4, Isabella - 4, Johnson - 2).

RECORD BOOK UPDATE

- Senior quarterback **Darius Perrantes** is **fifth all-time at Duquesne in career touchdown passes**, he passed Dave Loya, after the LIU win and is now up to 54 in the Red and Blue ... Perrantes' **six touchdowns responsible for vs. LIU tied a single-game program and NEC record** and his **five touchdown passes tied a Rooney Field record** ... His **5,242 career passing yards** rank sixth all-time at DU - 938 behind Dave Loya's 6,180.

NAME	CAREER TD PASSES	YEARS
1. Niel Loebig	103	2001-04
2. Dillon Buechel	75	2013-16
3. Tony Zimmerman	73	1998-00
4. Sean Patterson	63	2009-12
5. Darius Perrantes	**54**	**2021-present**
6. Dave Loya	47	1994-97

- **Brian Bruzdewicz** became the fourth kicker in program history to record 100 PATs in the win at Youngstown State ... Is **third all-time in career PATs (112)** - Mark Troyan (2005-08) is second with 116 ... **Third all-time at Duquesne in career points by a kicker (211)** - Mark Troyan (2005-08) is second with 233 ... **Third all-time at Duquesne in career field goals (33)** - Mark Troyan (2005-08) is second with 39.

DEFENSIVE STANDOUTS

- The Dukes defense has recorded **five interceptions over the last four games**, all by different players (Epps at YSU, Miller & Barnes vs. WVWC, Davis vs. LIU, and Howard's pick-six at SFU) ... All five have led to DU touchdowns, with Howard taking his back all the way for a 40-yard pick six last time out.

- Sophomore **Jack Dunkley**'s 0.5 sacks per game average is tied for seventh in the NEC and 0.75 TFLs per game is 10th ... As a team, DU totaled a season-high four sacks at Saint Francis ... 10 different players have at least half a sack.

- Redshirt freshman and Purdue transfer **Ethon Cole** is tied for sixth in the NEC with a team-leading four pass breakups and is **one of five NEC defenders with multiple forced fumbles** (2).

- **Malichi Lowery**'s **40-yard fumble return** for touchdown was the **longest in the NEC** this season and Howard's 40-yard pick six was the second-longest interception return.

THIRD-DOWN LEADERS

- Duquesne did not allow a third-down conversion at Saint Francis (0-for-13) and now ranks 19th in the FCS holding opponents to an NEC-best 32.4% on third down conversions.

- The DU offense is converting third downs at the top rate in the league (40%).

PROTECTING THE POCKET

- Despite battling injuries, the Dukes offensive line has allowed just five sacks, including zero in conference play ... 0.83 sacks allowed is 7th in the FCS and second in the NEC behind CCSU (4 allowed) ... Duquesne is also **first in the NEC and 13th in the FCS in fewest TFLs allowed** (3.83/game).

RULING RED ZONE

- Duquesne scores an **NEC-leading 85.7%** of the time **in the red zone** (18-for-21 with 16 touchdowns) and after holding SFU to 1-for-3 scoring in the red zone, DU's defense is second in the league with an opponent red zone percentage of 71.4% ... The Dukes are the only NEC offense to not have a turnover in the red zone this year.

4TH AND DOESN'T MATTER

- The Dukes are **9-for-10 on 4th down** conversions this season (2-2 at TOL, 0-1 at YSU, 4-4 vs. WVWC, 2-for-2 vs. LIU, 1-for-1 at SFU) ... The **90% conversion rate** on 4th down **ranks third in the FCS**.

WINNING TRADITION

- Duquesne won its sixth NEC title and made the program's third appearance in the NCAA FCS Playoffs in 2023 ... **DU has won a conference title 17 times** (11 MAAC and 6 NEC) **since 1995** (29 seasons) and has posted a .500 or better record in 28 of the 31 seasons played at the FCS level.

- Duquesne's **six NEC titles, all since 2011, are the most in the last 13 seasons and are tied** with Albany, Central Connecticut State, Robert Morris and Sacred Heart **for the most in conference history** ... Duquesne, CCSU and Robert Morris are the only active teams in the conference.

- DU leads the NEC with 91 overall and 59 conference wins since 2011, at least 23 more overall victories and 16 more NEC wins than any other active team in the league.

- Entering the 2024 season, Duquesne ranked 28th among FCS programs with a 405-309-18 (.566) record in 76 seasons at the major college and NCAA levels.

SCHEDULE QUICK-FACTS

- DU is 87-50-1 all-time against 2024 opponents.

- Three away games was the longest away stretch to start the season since 2017.

- Duquesne **was one of 12 FCS programs to play back-to-back FBS opponents in Week 1 and Week 2**, along with Southeastern Louisiana, Alcorn State, Southern Utah, Sacramento State, Chattanooga, Western Illinois, Merrimack, Eastern Kentucky, Tennessee Tech, Idaho, Nicholls.

DUKES VS. RANKED OPPONENTS

- Duquesne picked up its **second win over a ranked FCS team in program history at No. 20/21 Youngstown State** (28-25 in Week 3) ... The first was 31-10 over No. 16/19 Towson in the opening round of the 2018 FCS Playoffs.

- DU is now 2-8 all-time vs. FCS ranked opponents and has played one in back-to-back seasons for the first time since 2018-19 (#9/10 Delaware and #21/23 Youngstown State in 2023).

NEC PRESEASON COACHES POLL

School (1st place votes)	2023 Overall, NEC
1. Duquesne (5)	7-5, 6-1
2. Saint Francis (1)	4-6, 4-3
3. Robert Morris	4-7, 2-4 (Big South/OVC in 2023)
4. LIU (1)	4-7, 4-3
5. Stonehill	5-5, 4-3
6. Wagner	4-7, 3-4
7. Central Conn. State	3-8, 1-6

** Mercyhurst not eligible for regular season title and games will not count towards conference standings.*

- Duquesne returns a total of 11 starters and two of its 10 all-conference players from 2023 ... **Darius Perrantes** (1st team) and **Gianni Rizzo** (2nd team) are the returners ... Perrantes was also named to the **Walter Payton Award Watch List** for National Offensive Player of the Year in the FCS, an award he was a finalist for in 2023.

- This is the 14th straight season that DU is top three in the conference preseason coaches' poll ... The Dukes have now received at least one first place vote in 13 of the last 14 preseason polls and are the preseason favorites for the first time since 2019.

- Duquesne had six players named to the All-Northeast Conference Football Preseason Team ... Quarterback **Darius Perrantes** and wide receiver **Tedy Afful** along with transfers **Noah Canty** (tight end) and *Vincent Lumia* (offensive line) represented DU on offense ... Defensive lineman **A.J. Ackerman** and linebacker **Gianni Rizzo** earned preseason nods on defense.

TEAM CAPTAINS

- Duquesne announced its captains after a team vote ahead of the 2024 season opener;

- Graduate defensive linemen No. 16 **AJ Ackerman**, No. 97 **Kevin Kurzinger**, defensive back No. 2 **Tim Lowery**, wide receiver No. 4 **John Erby**, senior quarterback No. 7 **Darius Perrantes**, No. 57 **Cameron McLaurin** and redshirt junior defensive back No. 5 **Antonio Epps**.

- Ackerman, Kurzinger, Lowery and Perrantes have all been voted captains for the second straight year.

DUKES VS. THE FBS

- Toledo and Boston College were the 10th and 11th FBS opponents in program history ... It was fifth time since 2018 playing two FBS teams in one season, and second time in program history they were consecutive to start the season (2021).

THE NEC VS THE FBS

Duquesne was the first NEC program to ever to beat an FBS team after the Dukes' 28-26 win at Ohio in 2021 ... Saint Francis became the second with a win over Kent State in Week 2 this year ... The NEC has 10 matchups against FBS teams this season.

Date	Opponent	NEC Record
10.26.24	Wagner @ UMass	
09.28.24	Florida Atlantic 41, Wagner 10	2-54
09.21.24	Eastern Michigan 36, Saint Francis 0	2-53
09.21.24	UMass 35, CCSU 31	2-52
09.07.24	**Boston College 56, Duquesne 0**	**2-51**
09.07.24	TCU 45, LIU 0	2-50
09.07.24	Saint Francis 23, Kent State, 17	2-49
08.31.24	Utah State, 36, Robert Morris 14	1-49
08.29.24	Central Michigan 66, CCSU 10	1-48
08.29.24	**Toledo 49, Duquesne 10**	**1-47**

- Duquesne was one of 12 teams from the FCS to defeat an FBS opponent in 2021 with its victory over Ohio on Sept. 11, 2021.

- There are 121 FCS vs. FBS games scheduled this season ... There were four FCS upset victories last year, the least in a full season since 2019 (3) ... There have been six in 2024 ... Montana State (Week 0), then Saint Francis, Idaho and Southern Utah all earned FBS wins in Week 2, Monmouth (Week 4) and UT Martin (Week 5) added wins.

ACADEMIC SUCCESS

- Duquesne had **52 players named to the NEC Fall Academic Honor Roll last season** with a 3.2 GPA or better and 15 were honored on the Commissioner's Honor Roll with a GPA of 3.75 or better.

- Seven players from the 2023 squad were named to the CSC Academic All-District Team, including *Michael Dorundo, Ezekiel M. Daure, Logan Lutz, Jason Sweeney,* **Jordan Heisey**, *Nick Leopold, and Ethan O'Neil*.

DUKES IN THE COMMUNITY

- Duquesne hosted its 15th annual Bone Marrow Drive to benefit the NMDP Get in the Game program and the Andy Talley Bone Marrow Foundation in April... More than 300 new members were added this year bringing Duquesne's total to over 5,800 all time.

FOOTBALL & MBB SUCCESS

- Duquesne was **one of five Division I schools last year to win a conference championship in football and men's basketball** ... The list includes; Duquesne, South Dakota State, Drake, Howard and Yale (co-champs in football).

- The Dukes won their sixth NEC Championship in football and made their third appearance in the FCS Playoffs in 2023 ... Duquesne men's basketball made a historic run in the postseason to win the Atlantic 10 Championship and earn an NCAA Tournament bid for the first time since 1977 ... The men's basketball team went on to win its first NCAA Tournament game since 1969 with a 71-67 win over BYU in the first round.

LONG-TERM STEELERS TIES

- The Duquesne football program has had a long relationship with the Pittsburgh Steelers, of the National Football League ... Steelers founder **Art Rooney**, for whom DU's home field is named, was a quarterback/kicker for the Dukes in 1920 ... His son, **Dan Rooney**, the Steelers late chairman, graduated from Duquesne ... Dan's son, **Art Rooney II**, the current Steelers president, earned a law degree from Duquesne.

- Former Duquesne standout **Christian Kuntz** inked a three-year contract extension with the Pittsburgh Steelers as the team's primary long snapper and has played in 50+ games over the last three campaigns ... Kuntz, who was a two-time NEC Defensive Player of the Year at linebacker, became the second former Duquesne player in the modern era to appear in an NFL game, joining former Dukes' defensive back **Leigh Bodden** (Cleveland Browns, Detroit Lions, New England Patriots).

- Former Duquesne All-American offensive lineman **Jake Dixon** signed with the Steelers as an undrafted free agent following the 2022 NFL Draft and attended training camp with the team, before being cut on Aug. 16 ... He appeared in every game in five seasons with the Dukes, including three years as a tight end ... Dixon was a two-time All-NEC selection and a Spring 2021 AFCA Second Team All-American ... In addition to Dixon, former Dukes' safety **Leandro DeBrito** was invited to the Steelers Rookie Minicamp in 2022 and former DU wide receivers **Dwayne Menders** and **DJ Powell** earned invites to the rookie minicamp each of the past two summers.

- Wide receivers coach **Luke Smith** is the nephew of Steelers Special Teams Coordinator Danny Smith.

- Cornerbacks coach **Darnel Richardson** was selected to attend Steelers training camp in 2017 as part of the NFL Bill Walsh Diversity Coaching Fellowship.

- Duquesne **president Ken Gormley**, former MBB head coach Keith Dambrot and alumnus Diane Hupp - who is president of UPMC Children's Hospital were all **honored at the 2024 Art Rooney Award Dinner on Sept. 17.**

STATS PERFORM FCS TOP 25

No.	School	Rec	Pts	Prev
1	North Dakota State (40)	7-1	1384	2
2	Montana State (16)	8-0	1351	3
3	South Dakota State	5-2	1286	1
4	South Dakota	6-1	1237	4
5	UC Davis	7-1	1172	6
6	Southeast Missouri State	7-1	1074	8
7	North Dakota	5-2	1006	9
8	Tarleton State	6-1	929	10
9	Montana	5-2	854	11
10	UIW	5-2	826	14
11	Idaho	5-3	809	13
12	Central Arkansas	5-2	785	12
13	Villanova	5-2	736	5
14	Mercer	6-1	708	7
15	Rhode Island	6-1	637	16
16	William & Mary	5-2	558	15
17	Abilene Christian	5-3	518	17
18	Richmond	5-2	512	18
19	Chattanooga	4-3	395	19
20	North Carolina Central	5-2	237	20
21	Illinois State	5-3	199	21
22	Dartmouth	5-0	184	22
23	ETSU	4-3	142	23
24	Western Carolina	4-3	124	NR
25	Tennessee State	6-2	103	NR

Others Receiving Votes (schools listed on two or more ballots): UT Martin (4-3, 2-1 Big South-OVC), 82; Stony Brook (5-2, 2-1 CAA), 69; **Duquesne (4-2, 2-0 NEC), 39**; Sacramento State (3-4, 1-2 Big Sky), 36; Harvard (4-1, 1-1 Ivy), 32; Monmouth (4-3, 2-1 CAA), 30; Jackson State (5-2, 3-0 SWAC), 29; Northern Arizona (4-4, 2-2 Big Sky), 28; Southeastern Louisiana (4-4, 3-0 Southland), 18; Drake (5-1, 4-0 Pioneer), 14; New Hampshire (4-3, 2-1 CAA), 12; Florida A&M (3-3, 1-1 SWAC), 6; Dayton (5-1, 3-0 Pioneer), 5; Samford (3-3, 2-1 SoCon), 5; Lamar (4-3, 1-1 Southland), 4; Maine (4-3, 2-2 CAA), 2

AFCA FCS COACHES POLL

No.	School	Rec	Pts	Prev
1	North Dakota State (24)	7-1	648	2
2	Montana State (2)	8-0	614	3
3	South Dakota State	5-2	590	1
4	South Dakota	6-1	581	4
5	UC Davis	7-1	542	6
6	Southeast Missouri State	7-1	502	8
7	North Dakota	5-2	476	10
8	Tarleton State	6-1	472	9
9	Montana	5-2	409	11
10	Central Arkansas	5-2	366	12
11	UIW	5-2	350	13
12	Idaho	5-3	327	14
13	Richmond	5-2	308	15
14	Villanova	5-2	301	5
15	William & Mary	5-2	285	16
16	Rhode Island	6-1	262	17
17	Mercer	6-1	261	7
18	Missouri State	5-2	201	20
19	ACU	5-3	192	21T
20	Illinois State	5-3	147	23
21	North Carolina Central	5-2	131	21T
22	Dartmouth	5-0	110	24
23	Jackson State	5-2	82	25
24	Stony Brook	5-2	49	NR
25	Chattanooga	4-3	40	NR

Others Receiving Votes: **Duquesne, 37**; New Hampshire, 22; East Tennessee St., 18; UT Martin, 18; Western Carolina, 18; Florida A&M, 15; Monmouth (N.J.), 15; Tennessee St., 13; Sacramento St., 10; Harvard, 8; Drake, 7; Columbia, 5; Lafayette, 4; Robert Morris, 4; Lamar, 3; Butler, 2; Northern Arizona, 2; Samford, 2; Southeastern Louisiana, 1.

2024 STANDINGS

Team	NEC	Pct.	Overall	Pct.
Duquesne	2-0	1.000	4-2	.667
Robert Morris	2-0	1.000	4-3	.571
CCSU	1-0	1.000	3-4	.429
Wagner	2-1	.667	4-4	.500
LIU	1-2	.333	1-7	.125
Stonehill	0-2	.000	1-5	.167
Saint Francis	0-3	.000	2-5	.286
Mercyhurst	-	-	*2-5*	*.286*

**Mercyhurst ineligible for 2024 NEC regular season title*

LAST WEEK'S RESULTS

Date	Game
10/19	LIU 31 at **Robert Morris 45**
10/19	Saint Francis 0 at **Wagner 14**
10/19	CCSU 16 at **Dartmouth 20**
10/19	Stonehill 28 at **Merimack 48**

*NEC Game

THIS WEEK'S SCHEDULE

Date	Game	Time
10/26	Mercyhurst at Sacred Heart	12:00 p.m.
10/26	CCSU at LIU*	12:00 p.m.
10/26	Duquesne at Stonehill*	1:00 p.m.
10/26	Saint Francis at Robert Morris*	2:00 p.m.
10/26	Wagner at UMass	3:30 p.m.

*NEC Game

NEXT WEEK'S SCHEDULE

Date	Game	Time
11/2	Mercyhurst at Duquesne	12:00 p.m.
11/2	Merrimack at Robert Morris	12:00 p.m.
11/2	Wagner at CCSU*	12:00 p.m.
11/2	Stonehill at Saint Francis*	1:00 p.m.

*NEC Game

LAST WEEK'S AWARDS

Offensive
Anthony Chiccitt (QB), Robert Morris

Defensive
Keon Freeman (LB), Robert Morris

Special Teams
Aidan Clark (P), CCSU

Rookie
Geno Calgaro (LB), Saint Francis

MEDIA INFORMATION

Contact: Jacob Davey (Dir. Strategic Comm.)
Email: daveyj@duq.edu Cell: 412-546-8507

Online Media Center (stats, record book, notes, press conferences, etc.)
GoDuquesne.com/fbmedia

	at Toledo Aug. 29 • 7:30 p.m. Toledo, Ohio L, 49-10 ESPN+	• Fifth time opening vs. FBS team (2014, '18, '21, '22) • 10th FBS opponent in program history ... Was first meeting vs. Toledo • Scored on consecutive drives to make it 14-7 and 21-10, but Toledo offense that racked up 446 yards of offense and scored TDs on seven of 12 drives, including three of the first four in the second half • Now 1-2 vs. MAC teams (L at Buffalo in 2014, W at Ohio in 2021)
	at Boston College Sept. 7 • 3:30 p.m. Chestnut Hill, Mass. L, 56-0 ACCNX & ESPN+	• 11th FBS opponent in program history ... First-ever meeting • BC had 563 yards of offense, 306 rushing yards • Second time opening against back-to-back FBS opponents (2021 - L at TCU, W at Ohio) • 0-2 now vs. ACC schools (L at Florida State in 2022)
	at No. 21/20 Youngstown State Sept. 14 • 2:00 p.m. Youngstown, Ohio W, 28-25 ESPN+	• Dukes avenged 2023 FCS playoff loss ... First win over YSU (now 1-6) ... Second win over ranked FCS opponent in program history (2-8). • Third straight year playing Penguins • Clements 204 rush yards, TD ... Afful 2 TDs ... Three lead changes, Dukes took lead for good with 1:21 left in third ... Clements 75-yd TD with 1:40 to play sealed it • Finished longest away stretch to start season since 2017 (3 games).
	West Virginia Wesleyan Sept. 21 • 12:00 p.m. Pittsburgh, Pa. 12:00 p.m. NEC Front Row	• Dukes shutout WVWC, 35-0, for 17th straight home-opening win ... Improved to 19-1 in home openers and 32-3 in non-conference home games under Schmitt. • Was Coach Schmitt's 150th career win • Seventh straight season playing a non-Division I team, now 18-3 vs. non-D1s since joining FCS in 1993. • Outgained Bobcats 265-11 on the ground. • Heisey made first career start and threw 3 touchdowns - all in a 21-point second quarter ... Johnson caught two TDs. • 59-minute lightning delay with 10:09 left in second quarter.
	LIU* Oct. 5 • 1:00 p.m. Pittsburgh, Pa. W, 47-21 NEC Front Row	• Perrantes accounted for six of seven TDs (5 pass / 1 rush) in 47-21 rout to open conference play ... Six TDR ties program and NEC record. • Dukes led 26-0 with 7:38 to play in Q2 and by as many as 33 in second half • Isabella and Afful each caught two TDs ... Clements rushed for 147 yards • Duquesne opened conference play at home for first time since Spring 2021 schedule • Dukes improve to 14-3 (9-1 at home) in NEC openers
	at Saint Francis* Oct. 12 Loretto, Pa. 12:00 p.m. ESPN+	• Dukes win 50th matchup in series history, most familiar opponent in program history ... DU now 40-10 and 17-7 in Loretto vs. Red Flash • DU defense scored twice, did not allow a third-down conversion (0-13), had four sacks and allowed just 29 yards rushing • 31-point win over SFU was largest over Red Flash as NEC members (since 2008), DU led 17-0 at half
	at Stonehill* Oct. 26 Easton, Mass. 1:00 p.m. NEC Front Row	• Stonehill is 2-0 vs. Dukes since elevating to Division I level ... Handed DU lone conference loss in 2023 (33-28 at Rooney Field) • Skyhawks hosted Duquesne for their NEC debut in 2022 and posted a 24-20 come-from-behind win
	Mercyhurst Nov. 2 Pittsburgh, Pa. 12:00 p.m. NEC Front Row	• Game will not count towards NEC standings, as Mercyhurst is not playing a full NEC schedule and is ineligible for the regular season title entering its first year of Division I football • Lakers have won the last seven meetings from 1984-93, including the first-ever game at Rooney Field (24-7) on Oct. 23, 1993
	Robert Morris* Nov. 9 Pittsburgh, Pa. 12:00 p.m. NEC Front Row	• Rekindling of Steel City rivalry, Duquesne is 13-8 vs. the neighbors to the west • RMU won the last meeting in 2019 in Moon Township (41-21) before the Colonials joined the Big South/OVC • Duquesne won the six prior from 2013-18 and holds a 9-2 record when the matchup is played at Rooney Field
	Wagner* Nov. 16 Pittsburgh, Pa. 12:00 p.m. NEC Front Row	• Dukes have won nine straight (longest streak in series history) ... Hold a 14-5 overall lead vs. the Seahawks • Duquesne has won its last six at home vs. Wagner dating to 2011 • CJ Barnes broke up a late two-point conversion and DU added a last second defensive score to take down Wagner (34-26) last season in New York
	at Central Conn. State* Nov. 23 New Britain, Conn. 12:00 p.m. NEC Front Row	• Duquesne has won three in a row to take an all-time series lead at 9-7 • In New Britain the teams are tied with four wins apiece • Dukes rolled past CCSU with 513 yards of total offense on way to a 44-20 win in 2023 at Rooney Field

* Conference Game

OFFENSIVE BREAKDOWN

- Duquesne is averaging the third-most points per game in the NEC, 26.3, and is averaging 37 per game during its current four-game win streak, while **outscoring conference opponents 85-28** (+57 points) in the first two wins.

QUARTERBACKS

- **Darius Perrantes** is on the **Walter Payton Award watch list** in his final year of eligibility in 2024 captaining the DU offense ... Perrantes excelled in his first full season as a starter last year earning first team all-conference and a finalist nod for the Walter Payton Award (FCS National Offensive Player of the Year).

- This season, Perrantes has thrown **multiple touchdown passes in each of his last three games**, including **a career-high five vs. LIU** ... His **10 TD passes in five games** (2.0 per game) are tied for second-most in the league (Adam Urena - Mercyhurst leads with 18 in 7 games, while Jake Cady - Wagner has 14 in 7 games) ... Perrantes earned his **fourth career NEC Offensive Player of the Week** honor accounting for six of DU's seven touchdowns in the LIU win, as he rushed in one in the first quarter ... The five TD passes tied a single-game Rooney Field record, while six touchdowns responsible for tied a single-game NEC and program record ... He averages 13.2 points responsible for per game, which is 23rd-most in the FCS ... Perrantes is averaging **198.5 passing yards and has seven touchdown throws through two conference games** ... He missed the West Virginia Wesleyan home opener in concussion protocol.

- In 2023, Perrantes led the NEC in passing touchdowns (21 - 15th in FCS), yards (2,324 // 193.7 per game // 17.74 per completion // 8.84 per attempt), efficiency (136.7) and total touchdowns (23 // 138 points responsible for) ... A six-time NEC Prime Performer and once the Offensive Player of the Week, Perrantes led all of Division I football (FCS and FBS) in passing yards per completion (17.74) ... The 21 touchdowns were the most by a DU quarterback since Tommy Stuart's 27 in 2017 ... In conference action, Perrantes averaged 244.7 yards per game and threw 17 touchdowns, which was 85 yards and five TDs better than the next ranked NEC quarterback.

- A native of Los Angeles, Calif., Perrantes spent one season (2019) at Rhode Island with one start and three games played before transferring to the Bluff for the fall 2021 season ... Perrantes started eight games his first year and ranked third in the NEC in yards per game (180.0), then battled for time in 2022 appearing in seven games with one start (vs. LIU) before suffering a season-ending injury in that start ... In 2021, Perrantes pioneered the Dukes to their first-ever FBS win at Ohio throwing for 194 yards and a touchdown on 23-of-34 passing along with a rushing touchdown.

- **Jordan Heisey** made his first start as a Duke vs. West Va. Wesleyan and led DU to a 35-0, home-opening win ... The senior health sciences major with a 4.0 GPA out of Dillsburg, Pa., went 17-for-23 for 161 yards and three touchdowns in the win over WVWC ... He has two career rushing touchdowns with DU, including one in 2023 vs. Edinboro ... Freshman **Xavier Rice** made his collegiate debut at Boston College and saw fourth-quarter action vs. WVWC.

RUNNING BACKS

- JaMario Clements **leads the NEC averaging 96.7 yards per game (580 total) and 6.8 yards per rush, which is 11th in the FCS** ... Clements, who has a 204yd and 147yd game this season, is one of 11 FCS running backs to record a 200-yard game ... He has scored a touchdown in three of the last four games ... The three rushing TDs are tied for second-most in the NEC ... Clements is in his fourth season on the Bluff and already has totaled the most yards in a season of his career ... He has charted back-to-back career highs in carries with 20 vs. LIU and 21 at Saint Francis over the last two games ... In 2023 the Lafayette, Ga. native posted 457 yards and three touchdowns while ranking top-10 in the NEC in rushing yards per game (45.7).

- Clements' 204-yard performance at YSU was a career-high and featured runs of 72 and 75 yards ... The 75-yarder went for a touchdown, which turned out to be the deciding score in the win ... 204 yards was the most yards by a Duke in a game since *A.J. Hines* (213) on 11.10.18 at Sacred Heart ... The 75-yard touchdown was longest run by a Duke since 10.23.21 (*Garrett Owens* at Sacred Heart).

- **Taj Butts** arrived on the Bluff in 2023 after two seasons at Missouri in the FBS and made an immediate impact ... The St. Louis native totaled 569 yards (8th in NEC) with three rushing touchdowns and one receiving TD over 11 games played in 2023 ... Butts was NEC Offensive Player of the Week after the Week 7 win over CCSU with three TDs (two rushing) and 118 yards, while also eclipsing 100 yards in his DU debut vs. Edinboro (108) ... With a team-high 39 yards on five carries in the 2024 opener, Butts was sidelined in Week 2 and is currently battling an injury.

- Sophomore **Shawn Solomon, Jr.** saw his first action as a Duke in the 2024 opener ... Solomon has had double-digit carries four times this season, including in each of the last three outings and a career-high 20 rushes vs. LIU ... Solomon **scored his first career touchdown** (from 3 yards the play after Clements' 72-yard run) at YSU to give DU an early (7-3) lead and racked up an early **career-high 89 yards with a touchdown in the WVWC win** ... Freshman **Dazhaun Hopkins** ran for 70 yards vs. WVWC on 14 carries in his second career game.

WIDE RECEIVERS

- Duquesne has three receivers over 200 yards and four different WRs with a touchdown, including **Joey Isabella** (17rec-249yd-4td), **Tedy Afful** (22rec-236yd-4td) and **Jermaine Johnson** (14rec-139yd-2td) and **John Erby** (21rec-229yd-1td) ... No other NEC team has more than two receivers with multiple touchdowns ... Isabella and Afful's four receiving TDs are tied for fourth-most in NEC.

- Isabella, who was a preseason All-NEC selection that battled injuries in 2023, led the conference in yards per catch during league play at 24.43 a year ago ... In his fifth season at DU, the Mayfield, Ohio native **eclipsed 1,000 career receiving yards** last time out with six catches for 94 yards (the **most yards in a game by a Duke this season**) and has a career average of 14.2 yards per catch ... His **four touchdowns** in 2024 are **already the most in any of his five seasons** as a Duke, totaling 10 career TDs ... Isabella had his **third career two-touchdown game vs. LIU** and his 45-yard touchdown is the longest catch by a Duke this season ... **Known for making "critical catches in critical situations"**, Isabella made a juggling 38-yard grab on 3rd-and-6 in the third quarter at SFU and hauled in four of his six receptions for 10 yards ... Isabella battled through contact for a catch one play before his 45-yard score vs. LIU and made a 29-yard grab on 3rd-and-12 to extend DU's drive to end the first half at YSU, which resulted in a touchdown to get within three at the break ... Isabella has **caught a touchdown in three straight games** and is **tied for the NEC lead with three TDs in NEC play**.

- Afful, the leading returner who had 26 catches for 455 yards and five touchdowns last season, had his **second two-touchdown game of the season in the NEC opener** (vs. LIU and at YSU) ... He now has three career two-touchdown games (at LIU in 2023) ... Afful has had multiple catches in each of the last five games, including a **career-high seven at Youngstown State** ... In 2023 - his first year with the program after transferring from Stony Brook - the Bloomfield, N.J. product tied for third in the NEC with five touchdowns while ranking ninth in receiving yards (455) and sixth in yards per catch (17.5).

DUQUESNE'S RECORD IN 2024 WHEN...

At home:	2-0
On the road:	2-2
Night games (6 p.m. or later):	0-1
Day games:	4-1
vs. nationally-ranked teams:	1-0
vs. NEC opponents:	2-0*
vs. non-conference opponents:	2-2

**Mercyhurst game will not count towards NEC standings*

In August	0-1
In September:	2-1
In October:	2-0
In November:	0-0
Dukes score on 1st possession:	1-0
Opp. scores on 1st possession:	1-1
Dukes score first:	3-0
Opponent scores first:	1-2
Dukes lead after 1st quarter:	4-0
Opp. leads after 1st quarter:	0-2
Tied after 1st quarter:	0-0
Dukes lead at halftime:	3-0
Opp. leads at halftime:	1-2
Tied at halftime:	0-0
Dukes lead after 3rd quarter:	4-0
Opp. leads after 3rd quarter:	0-2
Tied after 3rd quarter:	0-0
Overtime:	0-0
Dukes have more total yards:	3-0
Opp. has more total yards:	1-2
Dukes have more rushing yards:	4-0
Opp. has more rushing yards:	0-2
Dukes have more passing yards:	3-0
Opp. has more passing yards:	1-2
Win turnover battle:	3-0
Lose turnover battle:	0-2
Even turnovers:	1-0
Dukes have fewer penalty yards:	3-0
Opp. has fewer penalty yards:	1-1
Even penalty yards:	0-1
Dukes lead time of possession:	3-1
Opp. leads time of possession:	1-1
Dukes have 100-yard rusher:	2-0
Opp. has 100-yard rusher:	0-0
Dukes have 300-yard passer:	0-0
Opp. has 300-yard passer:	0-0
Dukes have 100-yard receiver	0-0
Opp. has 100-yard receiver	0-0
Scoring 10 or less points:	0-2
Scoring 11-19 points:	0-0
Scoring 20-29 points:	1-0
Scoring 30-39 points:	2-0
Scoring 40+ points:	1-0
Allowing 10 points or less:	2-0
Allowing 11-20 points:	0-0
Allowing 21-30 points:	2-0
Allowing more than 30 points:	0-2
Rushing for < 100 yards:	0-1
Rushing for 100-199 yards:	2-1
Rushing for 200+ yards:	2-0
Passing for < 200 yards:	3-2
Passing for 200-299 yards:	1-0
Passing for 300+ yards:	0-0
<300 yards total offense:	0-2
300+ yards total offense:	4-0
400+ yards total offense:	2-0
500+ yards total offense:	0-0
Allowing <100 yards rushing:	2-0
Allowing 100+ yards rushing:	2-2
Allowing <200 yards passing:	4-0
Allowing 200+ yards passing:	0-2
Allowing <300 yards total offense:	2-0
Allowing 300+ yards total offense:	2-2

- Erby made his **first touchdown catch as a Duke vs. LIU** with an acrobatic, fourth-quarter grab ... He has snagged a **career-high seven catches twice** in his six games at DU (at Toledo, vs. WVWC) ... Erby made a shoe-string catch on 3rd-and-19 to extend the drive that gave DU its lead in the third quarter of the win at Youngstown State ... Erby spent six seasons at Rhode Island (FCS / CAA), missing two (2020-21 and 2021) with injury ... The Chester, S.C. native played in 37 games and made 38 catches with three touchdowns at URI ... Erby produced all three of his TDs at URI in 2023 with 26 receptions for 412 yards on the season ... **Erby and QB Darius Perrantes were teammates in 2019 at Rhode Island**.

- Johnson caught his **first two touchdowns as a Duke in the home opener** vs. WVWC and has **multiple grabs in every game** this season ... A graduate student in his second year with Duquesne after transferring from UMass, Johnson saw limited time with injuries in 2023 and made three catches in three games ... Johnson played in 26 games over four seasons at UMass and was the first true freshman in UMass program history to lead the team in receptions (37) in 2019 ... Johnson

- **Ian Sheehan**, who was an all-conference receiver at Division II Shippensburg in 2021 and 2022, played in one game last year at Wagner while battling injuries ... In 2024, Sheehan has one catch - **a 35-yard reception in the season opener** at Toledo.

- **Ty Arrington** is a transfer that played four seasons at Nothern Colorado (FCS/ Big Sky), compiling 634 receiving yards on 58 catches with four touchdowns over 35 career games played ... Arrington, a Utah native, averaged 10.93 yards per reception as a Bear and caught all four TDs in 2022 ... Arrington **made his first catch as a Duke for eight yards** in DU's NEC-opening win vs. LIU.

- Freshman **Khiryn Boyd** has made two catches for 12 yards with one in each of the FBS matchups.

TIGHT END

- **Noah Canty** suffered an injury at Boston College on a special teams play ... A senior transfer, he was a second-team All-NEC selection last year at Stonehill ... Canty played three seasons and was a two-year starter for the Skyhawks, totaling 465 yards and three touchdowns over 24 games played ... Canty, who **scored DU's lone touchdown at Toledo**, was ranked 15th on a preseason list of the top returning FCS tight ends by *HERO Sports*.

- **Steven Mahar Jr.**, a blocking tight end who assumes the full-time starting role, spent the previous four seasons at Syracuse in the FBS ... Mahar **caught his first career touchdown** for 12 yards **last time out vs. Saint Francis** ... He has four catches this season with two vs. SFU and his first career grab at YSU ... Mahar was a reserve tight end and saw time on special teams across 28 games in his Orange career ... He missed the 2023 season due to an injury suffered during preseason camp ... Mahar was a consensus top-10 recruit out of New York and top-35 tight end in the nation for the class of 2020.

- Sophomore **Daniel Tarabrella** jumped on a loose ball after a fumble at the goal line for his **first career touchdown last week** vs. LIU ... The local Penn Trafford product made his first career catch at Boston College and has started two games when DU opens with a two tight end set.

OFFENSIVE LINE

- Duquesne has allowed just five sacks this season and zero across the two conference games ... **Five sacks allowed ranks seventh in the entire FCS** and is second-fewest in the NEC (CCSU - 4) ... DU also leads the NEC with an average of 3.83 tackles for loss allowed per game (13th fewest in the FCS).

- The veteran line **combines for 130 games played in the Red and Blue** among the projected starters (**Chris Oliver** - 27, **Michael Fallah** - 35, **Cameron McLaurin** - 23, **Tommy Brandt** - 17, and **Gary Satterwhite III** - 28).

- McLaurin has assumed the center role after the graduation of *Michael Dorundo*, who started 38 consecutive games to finish his Dukes career.

- A pair of FBS transfers joined the o-line unit this fall ... **Aaron Gunn** was an all-state lineman at nearby Union Area HS and spent the past three years seeing limited action at the FBS level (2021 and 2022 at Lousiville and 2023 at James Madison) ... **Kellen McDonough**, also a local product (Woodland Hills HS), transferred from Eastern Michigan where he spent one season.

DEFENSIVE DIVE

- Duquesne's defense is under the direction of **first-year defensive coordinator Mickey Jacobs** ... Jacobs, entering his third season on the DU staff, was promoted to defensive coordinator in May of 2024 after serving as the safeties coach and special teams coordinator during the 2023 championship run ... The Dukes also feature new staff members at defensive line coach (**Garrett Mack**) and defensive backs coach (**DQ Jamison**).

LINEBACKERS

- Graduate student **Gianni Rizzo** was a second-team All-NEC selection last season ... Rizzo, a native of North Huntingdon, Pa., started all 12 games and led the Dukes with 10.0 tackles-for-loss (third in NEC), while ranking second on the team in sacks (3.5) and third in tackles (68) in 2023 ... He earned NEC Defensive Player of the Week in Week 12 and was a Prime Performer the week prior ... Rizzo is in his third season on the Bluff after transferring from Youngstown State ahead of 2022 ... He was a **preseason All-NEC selection this year** and named the **top returning linebacker in the NEC by *HERO Sports*** ... He recorded his **first sack of the 2024 campaign at YSU** and had a team-leading 2.0 TFLs last time out vs. Saint Francis ... Rizzo is fourth on the team with 23 tackles, including multiple in five of the six games and 3.0 tackles-for-loss.

- **Luke Miller leads the team with 29.0 tackles** ... He was the Week 3 NEC Co-Defensive Player and Rookie of the Week after a career-high 14 tackles at YSU - tied for third-most tackles by any NEC defender in a game this season ... Miller recorded his first career interception in the first quarter of the home opener vs. WVWC ... He missed the NEC opener vs. LIU with an illness and returned with two tackles at Saint Francis.

- **Khatavian Franks** transferred to DU from Georgia Tech last season and has started each of the NEC contests after battling an early injury ... Franks was DU's **leading tackler at Saint Francis** with a career-high eight and a sack ... Last season, he earned NEC Prime Performer honors in Week 10 after a pick-six and strip-sack that led to a touchdown in the win at Wagner ... Franks, who was a three-star prospect out of Georgia in high school, finished the 2023 campaign with 13 tackles, 2.0 sacks, a forced fumble and interception.

- **Ty Howard**, a junior out of Cleveland, has started both NEC games at linebacker ... Battling an injury after the season opener in which he had seven tackles, Howard led DU with five tackles and a sack vs. LIU ... Howard snagged a tipped ball for his **first career interception** and took it back **40 yards for a pick-six** to open the scoring **at Saint Francis** in the first quarter, while also charting three tackles.

✦✦✦ NEC IN THE FCS PLAYOFFS ✦✦✦

With a 31-10 victory at Towson in 2018, Duquesne won its first FCS Playoff game in program history and became the second team from the NEC to advance to the second round. Wagner defeated Colgate in the first round of the 2012 postseason.

Date	Result	Round
11.25.23	**Youngstown State 40, Duquesne 7**	**1**
11.26.22	Delaware 56, Saint Francis 17	1
11.27.21	Holy Cross 13, Sacred Heart 10	1
04.24.21	Delaware 19, Sacred Heart 10	1
11.30.19	Albany 42, CCSU 14	1
12.01.18	**South Dakota State 51, Duquesne 6**	**2**
11.24.18	**Duquesne 31, Towson 10**	**1**
11.25.17	New Hampshire 14, CCSU 0	1
11.26.16	Villanova 31, Saint Francis 21	1
11.28.15	**William & Mary 52, Duquesne 49**	**1**
11.29.14	Fordham 44, Sacred Heart 22	1
12.01.12	Eastern Washington 29, Wagner 19	2
11.24.12	Wagner 31, Colgate 20	1
11.26.11	Stony Brook 31, Albany 28	1
11.27.10	North Dakota State 43, Robert Morris 17	1

✦✦✦ ALL-TIME LONGEST CONFERENCE WIN STREAKS ✦✦✦

Duquesne won an NCAA Football Championship Subdivision (FCS) record 39 consecutive conference games as members of the Metro Atlantic Athletic Conference (MAAC) from 1999 to 2006. That record was recently tied by San Diego during the spring 2021 season.

Wins	School	Conference	Years
44	Oklahoma	Big Eight	1952-59
39	**Duquesne**	**Metro Atlantic**	**1999-06**
39	San Diego	Pioneer	1999-21
39	Nebraska	Big Eight/Big12	1992-98

Divisions I-A & I-AA (FBS & FCS)

DUQUESNE FOOTBALL HISTORY

- Duquesne earned a 13-12 victory over Mississippi State in the 1937 Orange Bowl in Miami. Boyd Brumbaugh gave the Dukes a 7-6 lead in the second quarter on his touchdown run, and later threw a 72-yard touchdown pass in the fourth quarter that proved to be the margin of victory as the Bulldogs *(then known as the Maroons)* missed both of their extra-point attempts.

- In 1934, Duquesne topped Miami (Fla.) 33-7 in the Festival of Palms Bowl. Then-Duquesne Head Coach Elmer Layden led the 1933 team to a 10-1 record and a No. 8 ranking in the final poll, before accepting the head coaching position at his alma mater Notre Dame the following season.

- Following an 8-0-1 finish in 1939, the Dukes rejected a proposition to appear in the Cotton Bowl against Boston College after bowl administrators failed to meet a DU imposed deadline.

-From 1933-42, Duquesne had the sixth-best winning percentage in the nation behind Alabama, Tennessee, Duke, Fordham, and Notre Dame (71-22-2, .762)

- Duquesne was named the 2003 I-AA Mid-Major National Champion following its undefeated 5-0 MAAC finish and 12-10 win over Monmouth in the ECAC Classic.

- In the Dukes' FCS era, Duquesne has won 17 conference championships (11 MAAC titles, six NEC titles) and made three NCAA FCS Playoff appearances with one FCS playoff win over Towson in 2018.

- Redshirt freshman **Derron Moore** charted an early career-best eight tackles in the 2024 season opener and had his first TFL at Boston College ... Moore has 18 tackles and 10 solos to rank fifth on the team ... Transfer **Jaylen Stephens** had a career-best six tackles at BC to tie for the DU lead.

- Junior **Nico Pate had a key fourth-quarter sack** to force a 3rd-and-21 in the second half at YSU, the first sack of his career, and posted a career-high four tackles last time out at Saint Francis ... Junior **Dom Fusca** has seen time with two tackles, both vs. WVWC.

- **Luke Harris** is battling injuries in his fifth season as a Duke ... In 2023, he totaled a career-best 27 tackles.

DEFENSIVE BACKS

- **Antonio Epps** recorded his **first career interception** in the endzone to open the second half at YSU ... He is **tied for second on the team with 25 tackles** and has a TFL ... A redshirt junior on the Bluff, Epps has started 18 consecutive games ... Last year, Epps led the defense with 37 solo tackles and was second with 72 total ... The Liberty Borough, Pa. native led DU and ranked 11th in the NEC during conference play with 48 tackles in 2023 and charted three 10-tackle games, two of which in league play.

- Barnes, a senior out of Lakeland, Fla., **has played in 39 games during his Duquesne career with 29 starts** ... He is tied with Epps for second on the team with 25 tackles and has 1.5 TFLs ... Barnes has charted **multiple solo tackles and at least three total tackles in every game** this season ... He had a team-high five (four solos) in the home opener and **ranks seventh among active defenders in the NEC** with at least 20 games played **averaging 4.44 tackles per game in his career** (173 / 105 solo in 39 games) ... Barnes snagged his **second career interception vs. WVWC** and has three pass breakups in 2024 ... This preseason, he was named the top returning cornerback in the NEC by *HERO Sports*.

- **Ethon Cole** (Purdue), **Nell Davis** (Rutgers) and **TJ Jones** (Gardner Webb) have been impact transfers in the defensive secondary ... Cole, a three star recruit out of Clermont, Fla., spent one year at Purdue in the FBS and transferred with all four years of eligibility ... Davis, who was the No. 7 high school recruit out of Florida rated by ESPN, spent three seasons at Rutgers, in the FBS, and played in 15 games ... Jones was at FCS-member Gardner Webb for three seasons where he totaled 52 tackles in 25 career games and started 12 during the Runnin' Bulldogs 2022 FCS playoff run.

- **Cole has a team-best four pass breakups** (tied for second in NEC), is **one of five players in the league to have two forced fumbles** and has charted 16 tackles (11 solos) this season.

- Davis ripped away his **first career interception** right out of the hands of an LIU receiver **in the NEC opener** on the first possession of the second half ... Davis has 12 tackles (9 solos) this season, including an assisted tackle with Epps on a key **4th-and-1 stop** near midfield vs. LIU early in the second quarter.

- Jones has 17 tackles and the **third-most solo stops** on DU with 14 ... He had six solos in a seven tackle game vs. No. 21/20 Youngstown State.

- **DJ Cerisier** was a two-time, all-state defensive back and played in four state championships at Upper Dublin High school in Pa. ... Cerisier, a sophomore who saw time in one game last year, has **started each of the first six games** at cornerback ... He has **three pass breakups** and 12 tackles after an **early career-best four last time out at Saint Francis**.

- **Jaelen Carson**, an Erie, Pa. native, sealed the 2023 NEC championship with a late interception at Merrimack ... Carson is in his fifth season with the Dukes and has blocked a kick each of the last two seasons (PAT in 2023 at Wagner and field goal in 2022 at Hawaii) ... Carson has 14 tackles in 2024 with at least one in every game.

- **Malichi "Greedy" Lowery**, the younger brother of Tim, is in his senior campaign with 24 career games played and **had a late defensive score**, forcing and recovering a fumble then taking it back 40 yards for a touchdown **at Saint Francis** ... Lowery has eight tackles with at least one in every game this season ... Graduate student **Javon Colston**, who transferred from Division II Walsh last year, has appeared in 17 of 18 games at DU, and graduate student **Donovan Stanley** has double-digit tackles playing in all six games in 2024.

- **Tim Lowery** suffered an injury for the second time in three seasons ... Last year, he played 11 games with an interception, 29 tackles and recovered two fumbles (both on special teams vs. Saint Francis, which led to an NEC Special Teams Player of the Week honor).

DEFENSIVE LINE

- The Dukes battled numerous injuries in 2023 leading to a wealth of players seeing time on the defensive line ... 12 of the 14 returners have game experience on the defensive line.

- **A.J. Ackerman** is a **back-to-back preseason all-conference selection** ... He started 29 straight games for DU before the injury at Coastal Carolina in 2023 ... In 36 career games played, the graduate student out of Elizabeth Forward has charted 64 tackles, 13.5 tackles-for-loss and 6.0 sacks, including his **first sack of the year last time out** at Saint Francis.

- **Kevin Kurzinger** was sidelined after Week Two at West Virginia in 2023 when he already had four tackles, a sack, 2.0 TFLs and a forced fumble ... Kurzinger is in his fifth season on the Bluff and has played in 30 games (27 starts) with 74 tackles, 20.5 TFLs and 8.5 sacks ... Kurzinger **recovered the first fumble this season at BC**, has a **TFL in four of the six games** and posted his **first sack** of the season in the **last game** at Saint Francis.

- **Jack Dunkley leads Duquesne with three sacks**, all of which came across the first three games ... The sophomore from Penndel, Pa. also leads DU with 4.5 TFLs and has a tackle-for-loss in four of the six games ... Dunkley **recorded a strip sack**, recovered by Kurzinger, **at Boston College** ... He has 14 tackles (nine solos) ... Dunkley played five games and had five tackles with two sacks, including a strip sack in the fourth quarter of the NEC championship-clinching win at Merrimack during his freshman season in 2023.

- **Jason Patterson leads the defensive line unit with 16.0 tackles** ... He tallied a sack in the 2024 opener at Toledo as well as half of one at Saint Francis and has charted a TFL in four of the six games this season ... Patterson started the final seven games of 2023 as a true freshman ... A Philadelphia native, Patterson made 10 total appearances last fall and finished with 30 tackles, 3.5 TFLs and one sack.

- **Matt Brooks** recorded five starts and played all 12 games on the line with 14 tackles, 2.5 TFLs and one sack a year ago as a true freshman ... In five games this season, he has two tackles.

- **Carlos Ramirez** and brother **Adrian Ramirez** have seen action in all five games together this season ... Carlos has 4.0 tackles and a recorded **a sack at Saint Francis** in his second season with DU, while Adrian is a newcomer and has 8.0 tackles, six solos, including 2.0 TFLs and pass breakup vs. WVWC.

- **Clemente Ojinnaka** is a fifth-year Duke with nine tackles this fall and recorded his first sack (0.5) last game at Saint Francis ... In 23 career games played, he has 32 tackles (3.0 TFLs / 2.5 sacks).

BREAKDOWN BY NCAA AFFILIATION

Football on the Duquesne campus began in the fall of 1891, with detailed results not recorded until 1902. DU has played at the Major College level (1902-50), as a club team (1969-78) and at the NCAA Division III level (1979-92). Duquesne, which competed at the NCAA FCS non-scholarship level from 1993-2007, began offering scholarships at the FCS level prior to the 2008 season.

MAJOR COLLEGE

Years	1902-03; 1913-14; 1920-42; 1947-50
Record	137-120-15
Seasons	31

Jan. 1, 1934 • Festival of Palms Bowl
33-0 win over Miami (Fla.)

Jan. 1, 1937 • Orange Bowl
13-12 win over Mississippi State

CLUB TEAM

Years	1969-78
Record	55-25-1
Seasons	10

1973 National Club Champions

NCAA DIVISION III

Years	1979-92
Record	51-74-3
Seasons	14

NCAA FCS

Years	1993-current
Record	221-117-0
Seasons	32nd season

11x MAAC Football League Champions
1995, 1996, 1999, 2000, 2001, 2002, 2003, 2004, 2005, 2006 (co-) and 2007 (co-)

5x ECAC Bowl/Classic
1995, 1996, 2001, 2002, 2003

2003 I-AA Mid-Major
National Champions

6x NEC Champions
2011 (co-), 2013 (co-), 2015, 2016 (co-), 2018 (co-), 2023

3x NCAA FCS Playoff Participant
2015, 2018 (2nd Round), 2023

OVERALL RECORD

464-336-19 (97th season)

- Duquesne did not field a team for a total of 36 seasons: 1904-12, 1915-19, 1943-46, 1951-68

- Complete team records and coaches are not available from 1891-1901.

SPECIALISTS SNAPSHOT

- **Brian Bruzdewicz** is in his fifth season on the Dukes football squad as the primary place kicker with a 93% mark on PATs (112-120) and a 33-for-47 (70%) effort on field goals with a long of 40 yards (vs. CCSU in 2022) ... Bruzdewicz made the game-winning field goal in DU's FBS win at Ohio in 2021 and drained a game-winner with three seconds left last season at LIU ... The Peters Township product earned first team all-conference in the spring of 2021 and has been a four-time NEC Special Teams Player of the Week.

- **Bruzdewicz** became the fourth kicker in program history to record 100 career PATs this season at YSU ... Is third all-time in career PATs (112) - Mark Troyan (2005-08) is second with 116 ... **Third all-time at Duquesne in career points by a kicker (211)** - Mark Troyan (2005-08) is second with 233 ... **Third all-time at Duquesne in career field goals (33)** - Mark Troyan (2005-08) is second with 39 ... All those marks are the most by any active NEC kicker.

- Senior **Andrew Smith** has taken 25 of the 30 kickoffs this year for Duquesne and averages 55.1 yards with three touchbacks.

- Punter **Kyle Romenick** is a graduate transfer who spent the 2023 season at Elon (FCS) and previous four at Akron (FBS) ... Romenick was Elon's primary punter last year and ranked 25th in the FCS in punting average (42.1 yards) ... As a Duke, Romenick is averaging 40.9 yards per punt and has taken 25 of the 29 attempts for DU this season with a long of 57 yards and five downed inside the 20.

- Senior **Michael Berarducci** was the Dukes' primary punter each of the last three years ... Berarducci punted all 52 times for DU in 2023 and has a career average of 37.4 yards per punt ... Berarducci had a career-best five 50+ yard punts and 12 downed inside the 20 last year ... This season, the Allison Park, Pa. native has put **two of his four punt attempts inside the 20** and charted a 25-yard first down run on a fake punt attempt vs. West Va. Wesleyan.

- **Justin Harris** jumped on a muffed punt at Saint Francis, recovering for the Dukes inside the red zone.

- Akron transfer **Tyler Rieger** has been the primary long snapper this season ... **Jordan Heisey** is the primary holder.

- Duquesne is 28th in the FCS in kickoff return defense at 18.11 yards per return.

FAMILY TIES

Brian Beidatsch, Jr.: Father, Brian Sr., played defensive line at Notre Dame (2002-05).

Joey Isabella: Brother, Andy, is a free-agent wide receiver in the NFL, who worked out with the Pittsburgh Steelers last week ... He was drafted 62nd overall in the second round of the 2019 NFL Draft by the Cardinals ... He played collegiately at UMass and in 2018 led the country in receiving yards per game (141.5) and was named an All-American.

Jacob & Jaylen Stephens: Brother, Shon, signed this offseason with the Philadelphia Eagles ... Cousin, Joey Porter Jr. is a cornerback on the Pittsburgh Steelers ... **Khiryn Boyd** also cousin to Joey Porter Jr..

Clemente Ojinnaka: Cousin, Quinn Ojinnaka, is a professional wrestler and former professional football player ... He is currently signed to TNA Wrestling, where he performs under the ring name "Moose", and is a former one-time Impact World Champion. He played college football at Syracuse and was drafted by the Atlanta Falcons in the fifth round of the 2006 NFL Draft. He went on to play for the New England Patriots, St. Louis Rams, and Indianapolis Colts.

Darius Perrantes: Brother, London, was a college basketball standout and All-ACC performer at the University of Virginia from 2013-17. He had a brief stint with the NBA's Cleveland Cavaliers and currently plays professionally over seas.

DUKES BY THE NUMBERS

6 > Number of Northeast Conference Championships for Duquesne, which ties them for most in conference history with Albany, CCSU, Robert Morris and Sacred Heart

12 > Number of conference championship teams 20th-year head coach **Jerry Schmitt** has been part of at Duquesne both as an assistant (MAAC - 1995, 1996 & 1999) and head coach (MAAC - 2005, 2006 & 2007 and NEC - 2011, 2013, 2015, 2016, 2018 & 2023) ... Schmitt is in his 31st season with the Dukes overall.

15 > The number of different players to earn FCS All-America honors for the Dukes: **Joe Rosato** (1996), **Matt Fisher** (1998), **Leigh Bodden** (2001-02), **Jeremy Conley** (2002), **Ryan Tolan** (2004), **Antoine Bullock** (2005), **Bruce Hocker** (2006), **Serge Kona** (2011), **Dorian Bell** (2012), **Chris King** (2014), **Devin Rahming** (2014) **Christian Kuntz** (2015-16), **Ben Huss** (2016-17), **A.J. Hines** (2018) and **Jake Dixon** (2020-21).

19 > Number of Dukes on the roster who have already earned their undergraduate degree.

28 > In 31 seasons at the FCS level, the Dukes have posted a .500 record or better in 28 of those years ... In that span, Duquesne has captured 221 wins and 17 conference titles.

40 > Number of new players on the 2024 Duquesne roster, including 21 freshman and 19 transfers.

59 > Number of Duquesne's NEC wins since 2011, the most by any team by at least 16 wins (St. Francis has 43), which has led to six NEC titles and three FCS playoff appearances during that span

86 > Number of consecutive field goal attempts by Duquesne without allowing a block, the last blocked FG against DU was in the second quarter of the 2017 season finale at Bryant

87 > Number of all-time wins versus 2024 opponents ... Duquesne is a combined 87-50-1 all-time against their 2024 opponents with two first-time opponents (Toledo and Boston College).

152 > Number of career wins by **Jerry Schmitt** in 25 years as a head coach (Westminster - 5 seasons and Duquesne - 20 seasons) ... One of eight active FCS coaches to reach 150 career wins.

124 > Number of wins by the Dukes all-time at Arthur J. Rooney Field ... Duquesne owns a 124-35 overall mark at the field atop The Bluff.

136 > Number of All-NEC selections the Dukes have garnered as conference members, including 64 first teamers (19 over the last four seasons), five player of the years and three rookie of the years.

LOOKING BACK AT 2023

- Duquesne (7-5, 6-1 NEC) got off to its best start in NEC play since joining the league in 2008 with a 5-0 conference mark, then won a winner-take-all matchup at Merrimack, 26-14, in the regular season finale to claim its sixth NEC title and third bid to the NCAA FCS Playoffs.

- A last-second field goal from **Brian Bruzdewicz f**rom 34 yards out lifted the Dukes to a conference-opening win over LIU, 31-28, after the Dukes mounted a 14-point comeback ... DU dominated CCSU, 44-20, behind a season-high 513 yards of offense, then fended off a late comeback effort by Saint Francis for a 38-35, homecoming win to take a 3-0 league record into a two-game road trip ... The Duquesne defense highlighted the road stretch with a shutout (27-0) at Sacred Heart, then scored two touchdowns, blocked a PAT and denied a late, game-tying two-point conversion to clinch at least a share of the NEC title at Wagner with a 34-26 victory after a pair of second-half lead changes ... Stonehill emerged with a 33-28 upset in the home finale stymieing Duquesne's would-be game-winning drive in the final 41 seconds after three lead changes in the second half, including two in the final three minutes, to force a winner-take-all matchup the next week at Merrimack ... Behind three touchdowns from **Darius Perrantes** and a lockdown defensive effort in the second half that held Merrimack to 61 yards and forced a three-and-out on six of the seven drives, DU clinched the outright NEC title and a bid to the FCS playoffs with a 26-14 win on the road ... The Dukes dropped a 40-7 decision at Youngstown State in the first round of the playoffs.

- In non-conference play, Duquesne routed Edinboro in the season opener (49-7), dropped a pair of FBS matchups in consecutive weeks at West Virginia and Coastal Carolina, then lost a road matchup at No. 9/10 Delaware 43-17 after trailing just 22-17 at the half ... DU held early leads both at WVU and Delaware.

- Head coach **Jerry Schmitt** was named the NEC Coach of the Year for the second time and the Dukes had 10 all-conference honorees - the most of any team in the conference ... Quarterback **Darius Perrantes** and wide receiver *DJ Powell* were both named first team All-NEC offense, while defensive lineman *Noah Palmer* and defensive back *Ayden Garnes* took home first-team defense honors ... Freshman running back *Edward Robinson*, wide receiver *Keshawn Brown* and center *Michael Dorundo* all claimed second team offense ... Defensive lineman *Ryan Lopez*, linebacker **Gianni Rizzo** and defensive back *Dayvia Gbor* also earned second team defense selections.

- Schmitt was named a finalist for the Eddie Robinson Award (FCS National Coach of the Year) and Perrantes was a Walter Payton Award Finalist (FCS National Offensive Player of the Year).

- Duquesne received 10 votes in the final Stats Perform FCS Top 25 Poll and received votes in both the Stats Perform FCS (11) and AFCA (3) top-25 polls entering the postseason.

Duquesne (0-1 , 0-0) -vs- Toledo (1-0 , 0-0)
08/29/2024 at Toledo, Ohio (Glass Bowl)

Date: 08/29/2024
Site: Toledo, Ohio (Glass Bowl)
Attendance: 23,515

Score By Quarters	1st	2nd	3rd	4th	Total
DUQ	7	3	0	0	**10**
TOL	21	7	14	7	**49**

Scoring Summary

Qtr	Time	Scoring Play	DUQ	TOL
1st	11:48	TOL - Vandeross III,Junior 9 yd pass from Gleason,Tucker (Cunanan,Dylan kick) 9 plays, 65 yards, TOP 03:12	0	7
1st	04:31	TOL - Stuart,Jacquez 8 yd run (Cunanan,Dylan kick), 7 plays, 57 yards, TOP 02:24	0	14
1st	01:20	DUQ - Canty,Noah 4 yd pass from Perrantes,Darius (Bruzdewicz,Brian kick) 6 plays, 75 yards, TOP 03:11	7	14
1st	01:02	TOL - Newton,Jerjuan 54 yd pass from Gleason,Tucker (Cunanan,Dylan kick) 1 plays, 54 yards, TOP 00:12	7	21
2nd	08:51	DUQ - Bruzdewicz,Brian 22 yd field goal 13 plays, 82 yards, TOP 07:03	10	21
2nd	01:59	TOL - Torres,Anthony 14 yd pass from Gleason,Tucker (Cunanan,Dylan kick) 5 plays, 29 yards, TOP 02:16	10	28
3rd	11:49	TOL - Stuart,Jacquez 1 yd run (Cunanan,Dylan kick), 7 plays, 38 yards, TOP 03:01	10	35
3rd	00:14	TOL - Shaw III,Willie 10 yd run (Cunanan,Dylan kick), 2 plays, 21 yards, TOP 00:35	10	42
4th	07:41	TOL - Lang,Zy'marion 18 yd pass from Richter,John Alan (Conrad,Spencer kick) 8 plays, 80 yards, TOP 04:03	10	49

Kickoff Time: 06:33 PM **End of Game:** 11:00 PM **Duration:** 04:27

DUKES DROP OPENER AT TOLEDO

TOLEDO, Ohio – The Duquesne University football team dropped a mutual season opener at Toledo, 49-10, inside the Glass Bowl.

Toledo, members of the Mid-American Conference, was the 10th Football Bowl Subdivision (FBS) opponent in program history for Duquesne and it was the fifth time the Dukes have opened the season against an FBS team.

Team Statistics	DUQ	TOL
FIRST DOWNS	15	27
Rushing	7	11
Passing	7	12
Penalty	1	4
NET YARDS RUSHING	123	167
Attempts	29	39
Avg. Per Rush	4.2	4.3
Rushing TDs	0	3
Yards Gained	147	185
Yds. Lost	24	18
NET YARDS Passing	161	279
Comp. - Att. - Int.	17-29-1	21-30-0
Avg. / Att.	5.6	9.3
Avg. / Comp.	9.5	13.3
TDs	1	4
TOTAL OFFENSE YARDS	284	446
Plays	58	69
Avg. / Play	4.9	6.5
Fumbles - Lost	4-2	1-0
Penalties - Yards	9-75	6-60
PUNTS-YARDS	6-256	1-33
Avg. / Punt	42.7	33
Net / Punt	21.8	33.0
Inside 20	0	0
50+ Yards	1	0
Touchbacks	1	0
Fair Catch	0	0
KICKOFFS-YARDS	3-171	8-492
Avg. Yards / Kickoff	57.0	61.5
Net Yards / Kickoff	38.3	49.8
Touchbacks	0	1
Fair Catch	0	47
RETURNS		
Punt: Total - Yards - TDs	0-0-0	4-105-0
Punt: Avg. / Return	NaN	26.3
Kickoff: Total - Yards - TDs	5-74-0	2-56-0
Kickoff: Avg. / Return	14.8	28.0
INT: Total - Yards - TDs	0-0-0	1-0-0
Fumble: Total - Yards - TDs	0-0-0	1--1-0
MISCELLANEOUS		
Miscellaneous Yards	0	0
Possession Time	31:02	28:58
1st Quarter	7:30	7:30
2nd Quarter	8:04	6:56
3rd Quarter	8:13	6:47
4th Quarter	7:15	7:45
3rd Down Conversions	3 of 12	6 of 12
4th Down Conversions	2 of 2	3 of 3
Red-Zone Scores-Chances	2-2	6-7
Touchdowns	1-2	6-7
Field Goals	1-2	0-7
Sacks: Total - Yards	2-13	1-7
PAT: Total - Made	1-1	7-7
Field Goals: Total - Made	1-1	0-2

Duquesne scored on consecutive drives making it 14-7 and 21-10 but could not keep up with the explosive Toledo offense that racked up 446 yards of total offense.

Senior transfer tight end Noah Canty hauled in a four-yard touchdown pass from Darius Perrantes at the 1:20 mark in the first quarter for DU's first score of the year, then Brian Bruzdewicz connected on a 22-yard field goal after a 13-play, 82-yard drive near the midway point in the second quarter.

The Rockets scored touchdowns on seven of their 12 drives, including three of the first four in the second half to quickly extend their halftime lead of 28-10 to 42-10.

John Erby, a graduate transfer recently named team captain, made his Dukes debut with a career-high seven receptions to lead all players in the game. Erby collected a team-high 69 yards through the air, including a long catch of 24 yards on fourth down to extend the DU drive that ended with a field goal into the red zone. Ian Sheehan added a 35-yard catch to get Duquesne into Toledo territory on the same possession.

Eight different players for Duquesne recorded receptions. Quarterback Darius Perrantes finished 15-for-26 for 143 yards with a touchdown and an interception. Jordan Heisey saw time in the second half and was 2-for-3 for 18 yards.

Antonio Epps and Derron Moore paced the defense with eight tackles apeice. Epps led the way with four solos, while Moore's eight were a career-high. Ty Howard charted a career-best seven tackles, while Jason Patterson and Jack Dunkley posted the lone sacks of the day for the Dukes defense.

NOTES

- Duquesne was 2-for-2 on fourth down conversions and scored on both red zone attempts.
- The Dukes are now 1-9 all-time versus FBS foes. This was the first meeting between the Dukes and Rockets. DU falls to 1-2 against MAC programs.
- Duquesne moves to 17-15 in season openers in 32 seasons as an FCS program.

Duquesne (0-2 , 0-0) -vs- Boston College (2-0 , 1-0)
09/07/2024 at Chestnut Hill, Massachusetts (Alumni Stadium)

Date: 09/07/2024
Site: Chestnut Hill, Massachusetts (Alumni Stadium)
Attendance: 38,441

Score By Quarters	1st	2nd	3rd	4th	Total
DUQ	0	0	0	0	**0**
BOS	14	28	7	7	**56**

Scoring Summary

Qtr	Time	Scoring Play	DUQ	BOS
1st	08:40	BOS - Ward,Treshaun 3 yd run (Lombardo,Luca kick), 7 plays, 80 yards, TOP 02:45	0	7
1st	01:20	BOS - Harris,Reed 72 yd pass from Castellanos,Thomas (Lombardo,Luca kick) 5 plays, 94 yards, TOP 02:33	0	14
2nd	13:28	BOS - Johnson,Khari 45 yd interception (Lombardo,Luca kick)	0	21
2nd	07:59	BOS - Morales,Kamari 4 yd pass from Castellanos,Thomas (Lombardo,Luca kick) 7 plays, 62 yards, TOP 03:28	0	28
2nd	05:31	BOS - Bond,Lewis 49 yd pass from Castellanos,Thomas (Lombardo,Luca kick) 2 plays, 53 yards, TOP 00:43	0	35
2nd	00:51	BOS - Ward,Treshaun 30 yd pass from Castellanos,Thomas (Lombardo,Luca kick) 4 plays, 85 yards, TOP 01:12	0	42
3rd	04:29	BOS - Jones,Datrell 47 yd run (Connor,Liam kick), 9 plays, 80 yards, TOP 04:48	0	49
4th	01:26	BOS - Robinson,Jacobe 9 yd run (Connor,Liam kick), 5 plays, 58 yards, TOP 02:12	0	56

Kickoff Time: 03:32 PM **End of Game:** 06:40 PM **Duration:** 03:07

DUKES FALL AT BOSTON COLLEGE

CHESTNUT HILL, Mass. – The Duquesne University football team lost a second straight FBS matchup to start the 2024 season at Boston College, 56-0.

The Eagles (2-0) got four touchdown passes from Thomas Castellanos on 9-of-10 passing in the first half and jumped in front 42-0 at the break. BC added a pair of trips to the endzone in the second half to round out the scoring.

Sophomore Jack Dunkley had a strip sack early in the third quarter, his second sack in as many games, and Kevin Kurzinger recovered it to set the DU offense up near midfield. Duquesne picked up a pair of first downs on the ensuing drive, but ended with a missed field goal attempt from 31 yards.

Team Statistics	DUQ	BOS
FIRST DOWNS	9	22
Rushing	4	12
Passing	4	8
Penalty	1	2
NET YARDS RUSHING	60	306
Attempts	34	46
Avg. Per Rush	1.8	6.7
Rushing TDs	0	3
Yards Gained	82	309
Yds. Lost	22	3
NET YARDS Passing	75	257
Comp. - Att. - Int.	10-23-2	11-13-0
Avg. / Att.	3.3	19.8
Avg. / Comp.	7.5	23.4
TDs	0	4
TOTAL OFFENSE YARDS	135	563
Plays	57	59
Avg. / Play	2.4	9.5
Fumbles - Lost	0-0	2-1
Penalties - Yards	4-35	5-35
PUNTS-YARDS	8-331	2-59
Avg. / Punt	41.4	29.5
Net / Punt	33.4	29.5
Inside 20	2	0
50+ Yards	0	0
Touchbacks	1	0
Fair Catch	0	0
KICKOFFS-YARDS	1-62	9-571
Avg. Yards / Kickoff	62.0	63.4
Net Yards / Kickoff	44.0	45.1
Touchbacks	0	7
Fair Catch	0	0
RETURNS		
Punt: Total - Yards - TDs	0-0-0	5-44-0
Punt: Avg. / Return	NaN	8.8
Kickoff: Total - Yards - TDs	2-25-0	1-18-0
Kickoff: Avg. / Return	12.5	18.0
INT: Total - Yards - TDs	0-0-0	2-46-1
Fumble: Total - Yards - TDs	0-0-0	0-0-0
MISCELLANEOUS		
Miscellaneous Yards	0	0
Possession Time	29:57	30:03
1st Quarter	7:37	7:23
2nd Quarter	9:37	5:23
3rd Quarter	5:37	9:23
4th Quarter	7:06	7:54
3rd Down Conversions	1 of 13	5 of 10
4th Down Conversions	0 of 0	1 of 2
Red-Zone Scores-Chances	0-1	3-4
Touchdowns	0-1	3-4
Field Goals	0-1	0-4
Sacks: Total - Yards	1-2	1-10
PAT: Total - Made	0-0	8-8
Field Goals: Total - Made	0-1	0-0

The Dukes had three quarterbacks see action in the game, including Xavier Rice making his collegiate debut.

Sophomore running back Shawn Solomon, Jr. carried the ball a career-high 11 times to lead the team. Tedy Afful made four catches pacing five Duquesne players with a reception totaling 48 yards with a long completion of 23.

Jaylen Stephens and Luke Miller had six tackles (four solos) apiece to lead the DU defense. Derron Moore, Antonio Epps, Adrian Ramirez, Nico Pate and Dunkley all charted a TFL.

NOTES

- Boston College was the 11th FBS opponent for the Dukes, who drop to 1-10 against the bowl subdivision all time … This was the first meeting in program history between BC and DU.
- The game was the second time Duquesne has opened a season against consecutive FBS teams (2021 at TCU and Ohio).

Duquesne (1-2 , 0-0) -vs- Youngstown St. (1-2 , 0-0)
09/14/2024 at Youngstown, Ohio (Arnold D. Stambaugh)

Date: 09/14/2024
Site: Youngstown, Ohio (Arnold D. Stambaugh)
Attendance: 12,415

Score By Quarters	1st	2nd	3rd	4th	Total
DUQ	7	7	7	7	**28**
YSU	3	14	0	8	**25**

Scoring Summary

Qtr	Time	Scoring Play	DUQ	YSU
1st	06:57	YSU - Lastovka,Andrew 45 yd field goal 8 plays, 43 yards, TOP 03:48	0	3
1st	06:05	DUQ - Solomon, Jr.,Shawn 3 yd run (Bruzdewicz,Brian kick), 2 plays, 75 yards, TOP 00:46	7	3
2nd	13:23	YSU - Brungard,Beau 1 yd run (Lastovka,Andrew kick), 13 plays, 71 yards, TOP 07:35	7	10
2nd	01:56	YSU - King,Tyshon 5 yd run (Lastovka,Andrew kick), 14 plays, 76 yards, TOP 08:37	7	17
2nd	00:20	DUQ - Afful,Tedy 3 yd pass from Perrantes,Darius (Bruzdewicz,Brian kick) 9 plays, 75 yards, TOP 01:30	14	17
3rd	01:21	DUQ - Afful,Tedy 5 yd pass from Perrantes,Darius (Bruzdewicz,Brian kick) 11 plays, 80 yards, TOP 05:05	21	17
4th	01:40	DUQ - Clements,JaMario 75 yd run (Bruzdewicz,Brian kick), 4 plays, 92 yards, TOP 01:28	28	17
4th	00:20	YSU - King,Tyshon 1 yd run (Tomczak,Max pass), 11 plays, 75 yards, TOP 01:20	28	25

Kickoff Time: 02:02 PM **End of Game:** 05:15 PM **Duration:** 03:12
Referee: Hergert,David **Line Judge:** Hamilton,Christopher **Side Judge:** Merchant,Charles **Umpire:** Brown,Lavon
Back Judge: Reed,Jeremy **Score Keeper:** **Linesman:** Monroe,Heather **Field Judge:** Cameron,Marcus
Temperature: 81 **Wind:** SE 10mph **Weather:** Sunny

DUKES RALLY PAST NO. 20 YOUNGSTOWN STATE

YOUNGSTOWN, Ohio -- In a rematch of the opening round of the 2023 FCS Playoffs, the Duquesne University football team earned its first win of the 2024 season in Week 3 at No. 20 Youngstown State, 28-25. JaMario Clements rushed for a career-high 204 yards and a touchdown, while Tedy Afful added a pair of touchdown catches to lead the Dukes to their second win over a ranked opponent in program history.

Youngstown State scored on its first three drives with a field goal and a pair of rushing touchdowns to take a 17-7 lead with 1:56 remaining in the first half.

Team Statistics	DUQ	YSU
FIRST DOWNS	17	26
Rushing	7	15
Passing	7	10
Penalty	3	1
NET YARDS RUSHING	189	178
Attempts	17	44
Avg. Per Rush	11.1	4.0
Rushing TDs	2	3
Yards Gained	208	209
Yds. Lost	19	31
NET YARDS Passing	157	193
Comp. - Att. - Int.	17-26-0	19-31-1
Avg. / Att.	6.0	6.2
Avg. / Comp.	9.2	10.2
TDs	2	0
TOTAL OFFENSE YARDS	346	371
Plays	43	75
Avg. / Play	8	4.9
Fumbles - Lost	0-0	2-0
Penalties - Yards	6-45	10-96
PUNTS-YARDS	2-84	2-84
Avg. / Punt	42	42
Net / Punt	42.0	42.0
Inside 20	1	1
50+ Yards	0	1
Touchbacks	0	0
Fair Catch	0	0
KICKOFFS-YARDS	5-305	5-255
Avg. Yards / Kickoff	61.0	51.0
Net Yards / Kickoff	44.0	35.6
Touchbacks	1	1
Fair Catch	0	0
RETURNS		
Punt: Total - Yards - TDs	0-0-0	0-0-0
Punt: Avg. / Return	NaN	NaN
Kickoff: Total - Yards - TDs	4-57-0	4-65-0
Kickoff: Avg. / Return	14.3	16.3
INT: Total - Yards - TDs	1-0-0	0-0-0
Fumble: Total - Yards - TDs	0-0-0	0-0-0
MISCELLANEOUS		
Miscellaneous Yards	0	0
Possession Time	17:43	42:17
1st Quarter	5:07	9:53
2nd Quarter	4:26	10:34
3rd Quarter	5:05	9:55
4th Quarter	3:05	11:55
3rd Down Conversions	3 of 6	10 of 15
4th Down Conversions	0 of 1	2 of 2
Red-Zone Scores-Chances	3-3	3-4
Touchdowns	3-3	3-4
Field Goals	0-3	0-4
Sacks: Total - Yards	3-20	2-18
PAT: Total - Made	4-4	2-2
Field Goals: Total - Made	0-0	1-1

Duquesne executed a two-minute drill and put together a nine-play, 75-yard touchdown drive to score 20 seconds before the break to make it 17-14. Perrantes was 6-for-8 on the drive, which finished with a three-yard, back-shoulder touchdown grab by Afful.

The Dukes early score came via Shawn Solomon, Jr.'s first career touchdown midway through the first frame, which was punched in from three yards out after Clements scampered 72 yards downfield on the first play of the drive.

Out of the locker room, YSU took the opening possession into the red zone amassing 8:28 of game time but was stymied on play number 13, as Epps recorded his first career interception in the endzone.

Perrantes and John Erby connected to convert a 3rd-and-19, which propelled an 80-yard march into the endzone on 11 plays following the interception. A five-yard fade route from Perrantes to Afful for their second touchdown of the game put DU up 21-17 lead with 1:21 remaining in the third quarter.

The Dukes defense held strong to maintain the lead the rest of the way, forcing back-to-back punts and holding the Penguins to -5 rushing yards in the fourth quarter. Jack Dunkley and Nico Pate each had sacks in the fourth quarter to force third-and-long situations. Duquesne held YSU to a total of 38 rushing yards in the second half after the Penguins racked up 140 in the first half.

Clements rattled off his second 70-plus yard run of the game and this time found the endzone to provide much needed insurance putting DU ahead 28-17 with 1:40 to play.

Youngstown State made a late push with a touchdown and two-point conversion with 20 seconds left, but Jordan Heisey secured the on-side kick attempt to seal the deal.

NOTES

- First win over ranked opponent for Duquesne since 11.24.18 at No. 16 Towson (31-10) in first round of FCS Playoffs, now 2-8 all-time vs. FCS ranked teams.
- DU avenged a 2023 FCS Playoff loss with its first win over Youngstown State, now 1-6 vs. the Penguins.
- Three lead changes ... Duquesne trailed by as many as 10 (17-7 at 1:56 mark in 2nd) and led by as many as 11 (28-17 at 1:40 mark in 4th).
- JaMario Clements had a career-high 204 yards with one touchdown ... Most yards in a game since A.J. Hines (213) on 11.10.18 at Sacred Heart ... Had 106 yards in first half ... Runs of 72 and 75 yards ... 75-yard touchdown was longest run by a Duke since 10.23.21 (Garrett Owens at Sacred Heart).
- Shawn Solomon, Jr.'s touchdown was the first of his career.
- Tedy Afful had a career-high seven catches with two touchdowns (tied career-high) and a team-high 56 yards receiving.
- Quarterback Darius Perrantes finished 17-for-26 with 157 yards, two touchdowns and no interceptions ... Had seven completions of 10+ yards ... With two touchdowns today, Perrantes is now tied for fifth all-time at Duquesne for career passing touchdowns with Dave Loya (1994-97) at 47.
- Luke Miller (14 tackles, 8 solos), CJ Barnes (7 tackles, 2 solos), TJ Jones (7 tackles, 6 solos) led defense ... Miller and Jones' tackle total were career highs.
- Gianni Rizzo, Jack Dunkley and Nico Pate all had a sack each ... Dunkley (sophomore) has now had a sack in each of the first three games this season and four consecutive outings ... Dunkley had 2.0 TFLs to lead all players in the game ... Pate's sack was the first of his career.
- First career interception for Antonio Epps.
- Brian Bruzdewicz became the fourth placekicker in program history to reach 100 career PATs with his first one today ... Now at 103, which ranks third all-time passing Earl Bellisario (102 from 2000-02), after going 4-for-4 in the game.
- YSU led time of possession; 42:17 to 17:43.

West Va. Wesleyan (0-3 , 0-1) -vs- Duquesne (2-2 , 0-0)
09/21/2024 at Pittsburgh, Pennsylvania (Arthur J. Rooney Field)

Date: 09/21/2024
Site: Pittsburgh, Pennsylvania (Arthur J. Rooney Field)
Attendance: 1,864

Score By Quarters	1st	2nd	3rd	4th	Total
WVW	0	0	0	0	**0**
DUQ	7	21	0	7	**35**

Scoring Summary

Qtr	Time	Scoring Play	WVW	DUQ
1st	03:49	DUQ - Clements,JaMario 1 yd run (Bruzdewicz,Brian kick), 4 plays, 26 yards, TOP 02:11	0	7
2nd	10:14	DUQ - Isabella,Joey 3 yd pass from Heisey,Jordan (Bruzdewicz,Brian kick) 8 plays, 68 yards, TOP 03:37	0	14
2nd	03:18	DUQ - Johnson,Jermaine 10 yd pass from Heisey,Jordan (Bruzdewicz,Brian kick) 7 plays, 66 yards, TOP 04:07	0	21
2nd	00:24	DUQ - Johnson,Jermaine 8 yd pass from Heisey,Jordan (Bruzdewicz,Brian kick) 4 plays, 40 yards, TOP 00:28	0	28
4th	14:55	DUQ - Solomon, Jr.,Shawn 7 yd run (Smith,Andrew kick), 4 plays, 49 yards, TOP 01:29	0	35

Kickoff Time: 12:06 PM **End of Game:** 03:40 PM **Duration:** 03:33
Referee: Barta,Travis **Line Judge:** Capon,Bradley **Side Judge:** Drury,Chuck **Umpire:** White,H
Back Judge: Crimi,Jerome **Score Keeper:** **Linesman:** Perko,Ethan **Field Judge:** Hamilton,Robert
Temperature: 85 **Weather:** Sunny

DUKES ROLL PAST BOBCATS FOR SCHMITT'S 150TH WIN

PITTSBURGH – The Duquesne University football team extended its home-opening win streak to 17 straight seasons with a 35-0, Senior Day win over West Virginia Wesleyan in Week 4 at Rooney Field. The victory evens the Dukes' record at 2-2 on the season and was the 150th career win for head coach Jerry Schmitt.

Jordan Heisey made his first start as a Duke at quarterback and threw for 161 yards with three touchdowns on 17-for-23 passing to lead a Duquesne offense that was firing on all cylinders throughout the afternoon.

Team Statistics	WVW	DUQ
FIRST DOWNS	9	22
Rushing	1	13
Passing	6	8
Penalty	2	1
NET YARDS RUSHING	12	266
Attempts	17	43
Avg. Per Rush	0.7	6.2
Rushing TDs	0	2
Yards Gained	23	273
Yds. Lost	11	7
NET YARDS Passing	144	161
Comp. - Att. - Int.	20-40-2	17-25-1
Avg. / Att.	3.6	6.4
Avg. / Comp.	7.2	9.5
TDs	0	3
TOTAL OFFENSE YARDS	156	427
Plays	57	68
Avg. / Play	2.7	6.3
Fumbles - Lost	1-0	1-0
Penalties - Yards	7-58	6-50
PUNTS-YARDS	8-258	4-156
Avg. / Punt	32.2	39
Net / Punt	32.0	37.8
Inside 20	1	2
50+ Yards	0	0
Touchbacks	0	0
Fair Catch	6	1
KICKOFFS-YARDS	1-65	6-373
Avg. Yards / Kickoff	65.0	62.2
Net Yards / Kickoff	45.0	47.3
Touchbacks	1	1
Fair Catch	0	0
RETURNS		
Punt: Total - Yards - TDs	2-5-0	1-2-0
Punt: Avg. / Return	2.5	2.0
Kickoff: Total - Yards - TDs	5-69-0	0-0-0
Kickoff: Avg. / Return	13.8	NaN
INT: Total - Yards - TDs	1-14-0	2-12-0
Fumble: Total - Yards - TDs	0-0-0	0-0-0
MISCELLANEOUS		
Miscellaneous Yards	0	0
Possession Time	26:37	33:23
1st Quarter	8:08	6:52
2nd Quarter	6:36	8:24
3rd Quarter	6:03	8:57
4th Quarter	5:50	9:10
3rd Down Conversions	2 of 15	5 of 14
4th Down Conversions	1 of 3	4 of 4
Red-Zone Scores-Chances	0-0	5-6
Touchdowns	0-0	5-6
Field Goals	0-0	0-6
Sacks: Total - Yards	1-5	0-0
PAT: Total - Made	0-0	5-5
Field Goals: Total - Made	0-0	0-1

All three passing touchdowns came in the second quarter, which was disrupted by a 59-minute weather delay. Joey Isabella snagged the first one on the last offensive play before the lightning strike to go up 14-0, then Jermaine Johnson added a pair of endzone grabs on back-to-back drives out of the hiatus, his first scores in the Red and Blue.

JaMario Clements and Shawn Solomon, Jr. bookended the scoring with touchdown runs in the first and fourth quarters, respectively.

Reigning NEC Defensive Player of the Week Luke Miller and CJ Barnes each had an interception. Barnes paced a balanced defensive unit with five tackles (four solos) in the shutout. The Dukes defense combined to hold West Virginia Wesleyan to 11 rushing yards on 17 carries and stopped the Bobcats on 13 of their 15 third downs.

NOTES

- Jerry Schmitt's 150 wins include 28 from five seasons at Westminster (2000-05) and 122 in his 20th season at Duquesne … Schmitt, already the winningest coach in DU program history, is now one of seven active FCS coaches with 150 career wins.
- Duquesne is now 123-35 all-time at Rooney Field and 25-1 in non-conference play since the beginning of the 2008 season … It was the 17th straight season with a home-opening win (25 of the last 26) … DU improves to 19-1 in home openers and 32-3 in non-conference home games under Schmitt.
- This was seventh straight season taking on a non-Division I opponent, DU is now 18-3 vs. non-D1 since joining FCS in 1993 and has won 13 straight matchups.
- With the shutout, the Dukes have now held their home-opening opponent to single digits in three of the last four seasons.
- DU outgained WVWC, 426-155, including 265-11 on the ground … The Dukes had 22 first downs to Wesleyan's nine.
- The 265-yard rushing attack was paced by Shawn Solomon, Jr. with an early career-high 89 on 10 rushes (8.9 per carry) and a touchdown … Freshman Dazhaun Hopkins added 70 yards and JaMario Clements had 64 yards.
- 11 rushing yards allowed is the second-least by a Duquesne defense since joining the NEC in 2008 ... Fewest is -10 rushing yards in 2021 against Virginia Lynchburg.
- Graduate student Jermaine Johnson posted his first career two-touchdown game … John Erby tied his career-high with seven catches totaling 91 yards.
- Michael Berarducci converted a fake punt with a 25-yard rush to extend DU's opening drive of the second half.
- Luke Miller's interception was the first of his career … CJ Barnes' was his second with one in 2022 vs. Wagner.
- Led by Barnes' five tackles, Duquesne had 25 players record a tackle in the win … Luke Miller, Jason Patterson and Adrian Ramirez all had a tackle-for-loss, while Carlos Ramirez and Ty Howard each charted half a TFL.
- Duquesne has now had a weather delay effect a contest in three straight seasons (at Florida State in 2022, at WVU in 2023).
- The Dukes honored the 2024 senior class prior to the game with 37 seniors taking part in the recognition.

LIU (0-6 , 0-1) -vs- Duquesne (3-2 , 1-0)
10/05/2024 at Pittsburgh, Pennsylvania (Arthur J. Rooney Field)

Date: 10/05/2024
Site: Pittsburgh, Pennsylvania (Arthur J. Rooney Field)
Attendance: 2,956

Score By Quarters	1st	2nd	3rd	4th	Total
LIU	0	7	7	7	**21**
DUQ	19	14	7	7	**47**

Scoring Summary

Qtr	Time	Scoring Play	LIU	DUQ
1st	11:03	DUQ - Afful,Tedy 18 yd pass from Perrantes,Darius ( ) 8 plays, 74 yards, TOP 03:52	0	6
1st	05:20	DUQ - Perrantes,Darius 9 yd run (Bruzdewicz,Brian kick), 7 plays, 43 yards, TOP 03:59	0	13
1st	00:38	DUQ - Isabella,Joey 45 yd pass from Perrantes,Darius ( ) 7 plays, 77 yards, TOP 03:13	0	19
2nd	07:38	DUQ - Tarabrella,Daniel 0 yd run (Smith,Andrew kick), 4 plays, 34 yards, TOP 01:54	0	26
2nd	06:55	LIU - Love,Michael 67 yd pass from Greenwood,Ethan (Coney,Michael kick) 2 plays, 72 yards, TOP 00:37	7	26
2nd	01:06	DUQ - Isabella,Joey 19 yd pass from Perrantes,Darius (Smith,Andrew kick) 11 plays, 76 yards, TOP 05:40	7	33
3rd	12:55	DUQ - Afful,Tedy 44 yd pass from Perrantes,Darius (Smith,Andrew kick) 3 plays, 47 yards, TOP 00:51	7	40
3rd	05:31	LIU - Brooks,Evan 11 yd pass from Greenwood,Ethan (Coney,Michael kick) 6 plays, 41 yards, TOP 02:58	14	40
4th	11:40	DUQ - Erby,John 11 yd pass from Perrantes,Darius (Smith,Andrew kick) 13 plays, 75 yards, TOP 08:51	14	47
4th	07:03	LIU - Nichols,Cory 1 yd run (Coney,Michael kick), 8 plays, 75 yards, TOP 04:37	21	47

Kickoff Time: 01:05 PM **End of Game:** 04:05 PM **Duration:** 03:00
Referee: Davis,Michael **Line Judge:** Lutz,Richard **Side Judge:** Aiosa,Michael **Umpire:** Schmale,Jim
Back Judge: Gaida,Doug **Score Keeper:** **Linesman:** Shank,Bill **Field Judge:** Collins,Michael

DUKES DOMINATE LIU IN NEC OPENER

PITTSBURGH – Darius Perrantes tied a Rooney Field record with five touchdown passes and rushed in another to lead the Duquesne University football team to a 47-21, conference-opening win on Homecoming and Family Weekend at Rooney Field.

The Dukes (3-2, 1-0 NEC) scored on each of their first three drives to take control early and never looked back in front of a near capacity crowd. Duquesne led 26-0 with 7:38 to play in the first half, owned a 33-7 advantage at halftime and extended its lead to as many as 33 twice (40-7 at the 12:55 mark in the third and 47-14 with 11:40 remaining).

Team Statistics	LIU	DUQ
FIRST DOWNS	11	26
Rushing	3	13
Passing	7	12
Penalty	1	1
NET YARDS RUSHING	140	247
Attempts	22	47
Avg. Per Rush	6.4	5.3
Rushing TDs	1	2
Yards Gained	145	261
Yds. Lost	5	14
NET YARDS Passing	172	220
Comp. - Att. - Int.	11-23-1	16-24-1
Avg. / Att.	7.5	9.2
Avg. / Comp.	15.6	13.8
TDs	2	5
TOTAL OFFENSE YARDS	312	467
Plays	45	71
Avg. / Play	6.9	6.6
Fumbles - Lost	0-0	1-0
Penalties - Yards	3-35	3-25
PUNTS-YARDS	4-150	1-40
Avg. / Punt	37.5	40
Net / Punt	32.5	40.0
Inside 20	0	1
50+ Yards	0	0
Touchbacks	0	0
Fair Catch	0	1
KICKOFFS-YARDS	3-173	8-470
Avg. Yards / Kickoff	57.7	58.8
Net Yards / Kickoff	45.0	47.5
Touchbacks	0	1
Fair Catch	15	35
RETURNS		
Punt: Total - Yards - TDs	0-0-0	3-20-0
Punt: Avg. / Return	NaN	6.7
Kickoff: Total - Yards - TDs	4-70-0	3-38-0
Kickoff: Avg. / Return	17.5	12.7
INT: Total - Yards - TDs	1-0-0	1-35-0
Fumble: Total - Yards - TDs	0-0-0	0-0-0
MISCELLANEOUS		
Miscellaneous Yards	0	0
Possession Time	20:39	39:21
1st Quarter	3:51	11:09
2nd Quarter	6:25	8:35
3rd Quarter	5:46	9:14
4th Quarter	4:37	10:23
3rd Down Conversions	1 of 9	10 of 15
4th Down Conversions	2 of 3	2 of 2
Red-Zone Scores-Chances	2-3	5-6
Touchdowns	2-3	5-6
Field Goals	0-3	0-6
Sacks: Total - Yards	0-0	1-2
PAT: Total - Made	3-3	5-7
Field Goals: Total - Made	0-0	0-0

Perrantes, who returned after missing last game due to an injury, accounted for six of the seven DU touchdowns with the only other being a fumble (of his own on the half-yard line) recovered by Daniel Tarabrella in the endzone. With an 18-yard TD pass on the opening drive of the game, Perrantes - a senior out of Los Angeles, Calif. - moved into fifth place all-time in career passing touchdowns at Duquesne. His six touchdowns responsible for tied a single-game program record.

Graduate student Joey Isabella and senior Tedy Afful each caught two touchdowns, while grad transfer John Erby snagged his first in the Red and Blue on an acrobatic grab in the fourth quarter to cap off the DU scoring.

Nell Davis ripped away his first career interception, which was followed by a 44-yard touchdown catch by Afful to give DU its first largest lead just over two minutes back from halftime.

JaMario Clements racked up 147 yards on the ground for his second game above the century mark this season, 134 of which came in the first half, to pace a rushing attack that outgained LIU 248-140.

NOTES

- Duquesne improves to 14-3 in NEC openers all-time and 9-1 when opening at home … Now 5-1 vs. LIU … 26-point victory is largest margin vs. LIU in series history and largest margin in a conference opener since 38-0 win over Wagner in 2017.
- 47 points is the most scored by DU in an NEC opener since joining the league in 2008.
- The Dukes held LIU to 1-of-9 on third downs, while converting 10-of-15 on the offensive end.
- Darius Perrantes passes Dave Loya (1994-97) to sit alone in fifth place all-time in career touchdown passes at Duquesne … Perrantes' five TD passes were a career high and bring his total to 52 in his fourth season as a Duke … He finished the game 15-for-23 with 212 yards passing … Six touchdowns responsible for tie a program record with Dillon Buechel (6 passing vs. Jacksonville in 2016), Joe Mischler (5 passing / 1 rushing vs. LIU in 2022) and Sean Patterson (5 passing / 1 rushing vs. Saint Francis in 2010) … Five touchdown passes ties Dillon Buechel (2015 vs. Alderson Broaddus), Sean Patterson (2010 vs. Saint Francis) and Niel Loebig (twice – 2004 vs. Morehead State and 2002 vs. Iona) for most in a game at Rooney Field.
- Tedy Afful and Joey Isabella both recorded their third two-touchdown game of their careers and second time vs. LIU … Afful caught two touchdowns for the second time in a game this season (at YSU), his other multi-score game in his career was at LIU last season … Isabella also caught two TDs in the last LIU meeting at Rooney Field in 2022 ... It was the first time DU had two receivers catch multiple touchdowns since 2022 vs. LIU.
- Afful's touchdowns came from 18 yards and 44 yards, while Isabella caught a 45-yard and 19-yard touchdown … Perrantes threw eight of his 15 completions for 10+ yards, including five for 18-or-more yards ... The 45-yard connection to Isabella is the longest completion of the season ... Isabella (85 yards) and Afful (84 yards) each had five catches on the day with season-high yards.
- John Erby's touchdown catch was his first as a Duke.
- Daniel Tarabrella's touchdown on a fumble recovery in the endzone in the second quarter was the first score of his career.
- JaMario Clements had a career-high 20 carries in his third career 100-yard rushing game and second of the season (204 at YSU), where he also had 100+ in the first half … Shawn Solomon, Jr. carried the ball 20 times as well, an early career-high, and finished with 67 yards.
- Nell Davis recorded his first career interception and tied a career-high with three tackles … Ty Howard led the defense with five tackles (three solos) and had the lone sack in the game for Duquesne.

Duquesne (4-2 , 2-0) -vs- Saint Francis (2-4 , 0-2)
10/12/2024 at Loretto, Pa., (DeGol Field)

Date: 10/12/2024
Site: Loretto, Pa., (DeGol Field)
Attendance: 1,799

Score By Quarters	1st	2nd	3rd	4th	Total
DUQ	7	10	7	14	**38**
SFU	0	0	7	0	**7**

Scoring Summary

Qtr	Time	Scoring Play	DUQ	SFU
1st	05:44	DUQ - Howard,Ty 40 yd interception (Bruzdewicz,Brian kick)	7	0
2nd	13:47	DUQ - Bruzdewicz,Brian 33 yd field goal 14 plays, 70 yards, TOP 05:06	10	0
2nd	02:17	DUQ - Clements,JaMario 2 yd run (Bruzdewicz,Brian kick), 5 plays, 26 yards, TOP 01:16	17	0
3rd	11:26	SFU - Thomson,Gavin 14 yd pass from Mejia,Adrian (Plummer,Mac kick) 1 plays, 14 yards, TOP 00:06	17	7
3rd	07:31	DUQ - Mahar Jr.,Steven 12 yd pass from Perrantes,Darius (Bruzdewicz,Brian kick) 8 plays, 80 yards, TOP 03:49	24	7
4th	10:52	DUQ - Isabella,Joey 22 yd pass from Perrantes,Darius (Bruzdewicz,Brian kick) 7 plays, 40 yards, TOP 03:57	31	7
4th	00:10	DUQ - Lowery,Malichi 40 yd fumble recovery (Corado,Joey kick)	38	7

Kickoff Time: 12:02 PM **End of Game:** 03:39 PM **Duration:** 03:36
Referee: Grande,Jonathan **Line Judge:** Froslear,Nicholas **Side Judge:** Wallace,Jason **Umpire:** Vickers,Eugene
Back Judge: **Score Keeper:** **Linesman:** Dziak,Anthony **Field Judge:** Kreig,Joe
Temperature: 55 **Weather:** Cloudy

DEFENSE POWERS DUKES PAST RED FLASH

LORETTO, Pa. – The Duquesne University football team used a dominating defensive effort to power its way past Saint Francis, 38-7, at DeGol Field to improve to 2-0 in Northeast Conference play.

The commanding Dukes defense scored twice, did not allow a third-down conversion (0-for-13) and had a pair of fourth-down stops. Duquesne recorded four sacks, seven three-and-outs and held the Red Flash to just 29 rushing yards and 172 yards of total offense.

Team Statistics	DUQ	SFU
FIRST DOWNS	14	10
Rushing	6	2
Passing	8	6
Penalty	0	2
NET YARDS RUSHING	126	29
Attempts	36	29
Avg. Per Rush	3.5	1.0
Rushing TDs	1	0
Yards Gained	131	84
Yds. Lost	5	55
NET YARDS Passing	185	143
Comp. - Att. - Int.	15-30-0	13-22-1
Avg. / Att.	6.2	6.5
Avg. / Comp.	12.3	11.0
TDs	2	1
TOTAL OFFENSE YARDS	311	172
Plays	66	51
Avg. / Play	4.7	3.4
Fumbles - Lost	1-1	2-1
Penalties - Yards	11-110	4-40
PUNTS-YARDS	8-318	8-395
Avg. / Punt	39.8	49.4
Net / Punt	38.9	40.8
Inside 20	1	2
50+ Yards	1	4
Touchbacks	0	1
Fair Catch	3	1
KICKOFFS-YARDS	7-278	2-120
Avg. Yards / Kickoff	39.7	60.0
Net Yards / Kickoff	27.4	41.0
Touchbacks	1	0
Fair Catch	16	0
RETURNS		
Punt: Total - Yards - TDs	5-49-0	2-7-0
Punt: Avg. / Return	9.8	3.5
Kickoff: Total - Yards - TDs	2-38-0	3-66-0
Kickoff: Avg. / Return	19.0	22.0
INT: Total - Yards - TDs	1-40-1	0-0-0
Fumble: Total - Yards - TDs	1-40-1	0-0-0
MISCELLANEOUS		
Miscellaneous Yards	0	0
Possession Time	32:59	27:01
1st Quarter	6:38	8:22
2nd Quarter	9:09	5:51
3rd Quarter	9:22	5:38
4th Quarter	7:50	7:10
3rd Down Conversions	10 of 20	0 of 13
4th Down Conversions	1 of 1	0 of 2
Red-Zone Scores-Chances	3-3	1-3
Touchdowns	2-3	1-3
Field Goals	1-3	0-3
Sacks: Total - Yards	4-26	0-0
PAT: Total - Made	5-5	1-1
Field Goals: Total - Made	1-1	0-1

The Dukes (4-2) have now won four in a row and are 2-0 in league play for the fifth time in the past six seasons.

Duquesne led 17-0 at the half and the 38-7 final was largest win over Saint Francis (2-4, 0-2 NEC) as NEC members.

Joey Isabella led the way offensively with six catches for 94 yards and a touchdown. Darius Perrantes finished 15-for-30 with 185 yards and two touchdowns, also connecting with Steven Mahar Jr. for his first career touchdown. JaMario Clements added a two-yard score and ran the ball a career-high 21 times for 87 yards.

NOTES

- Duquesne improves to 2-0 in conference play for the second straight year and fifth time in six seasons.
- The Dukes are now 40-10 all-time versus Saint Francis with a 17-7 mark in Loretto … The 31-point margin was the largest win for DU over SFU as NEC members.
- Ty Howard's interception was the first of his career and the fifth INT by the Dukes in the past four games … All five have been by different players.
- Khatavian Franks had a career-high eight tackles with one sack to pace the DU defense … Gianni Rizzo had five tackles (four solos) with a game-high 2.0 TFLs ... Nico Pate (career high), CJ Barnes and DJ Cerisier (career high) all had four tackles.
- Duquesne recorded four sacks with six different Dukes contributing - Carlos Ramirez (first of career) and Franks with one each, while Clemente Ojinnaka, Kevin Kurzinger, Jason Patterson and A.J. Ackerman all had half a sack.
- Malichi Lowery's forced fumble, recovery and touchdown were all career firsts.
- Quarterback Darius Perrantes threw at least two touchdowns for his third straight game and 17th time in his career, finishing 15-for-30 for 185 yards and two scores ... 30 pass attempts was a season-high.
- JaMario Clements took the ball a career-high 21 times and totaled 87 yards on the ground with one touchdown.
- Joey Isabella led all players with six catches for 94 yards and a touchdown … Four of the six receptions went for 10+ yards (long of 38) … Isabella also had a 13-yard run in the third quarter … In the past two seasons versus SFU, Isabella has 10 catches for 210 yards and two touchdowns (4 rec – 116 yd – 1 td in 2023).
- Steven Mahar Jr. caught his first career touchdown.
- Duquesne was 10-for-20 on third downs, 1-for-1 on fourth down and 3-for-3 scoring in the red zone ... Saint Francis was 0-for-13 on third down, 0-for-2 on fourth down and 1-for-3 scoring in the red zone.
- The DU offensive line did not allow a sack for the second straight game, while the Dukes defense charted four.
- Duquesne outgained SFU, 311-172 overall and 126-29 on the ground.

DUQUESNE DEPTH CHART
GAME 7 / AT STONEHILL

as of Oct. 21, 2024

OFFENSE

LT	**59**	**Chris OLIVER**	**GR / 6-4 / 315**
	56	Brian BEIDATSCH, Jr.	JR / 6-4 / 285
LG	**78**	**Michael FALLAH**	**GR / 6-4 / 310**
	77	Aaron GUNN	R-JR / 6-4 / 310
C	**57**	**Cameron MCLAURIN**	**SR / 6-2 / 285**
	56	Brian BEIDATSCH, Jr.	JR / 6-4 / 285
RG	**79**	**Tommy BRANDT**	**R-JR / 6-5 / 295**
	52	Kahini AUSTIN	SO / 6-3 / 295
RT	**54**	**Gary SATTERWHITE III**	**SR / 6-1 / 300**
	74	Jack DILTS	SR / 6-5 / 250
TE	**10**	**Steven MAHAR, Jr.**	**GR / 6-6 / 250**
	30	Daniel TARABRELLA	SO / 6-3 / 230
WR	**9**	**Tedy AFFUL**	**SR / 5-11 / 180**
	3	Ian SHEEHAN	SR / 6-2 / 200
WR	**4**	**John ERBY**	**GR / 5-10 / 178**
	6	Tyler ARRINGTON	R-SR / 6-0 / 185
WR	**1**	**Jermaine JOHNSON**	**GR / 5-9 / 170**
or	**5**	**Joey ISABELLA**	**GR / 5-9 / 185**
RB	**2**	**JaMario CLEMENTS**	**R-JR / 5-11 / 205**
	24	Shawn SOLOMON, Jr.	SO / 6-0 / 200
QB	**7**	**Darius PERRANTES**	**SR / 6-0 / 220**
	12 or 13	Jordan HEISEY	SR / 6-2 / 210

DEFENSE

DT	**16**	**A.J. ACKERMAN**	**GR / 6-5 / 300**
	90	Matt BROOKS	SO / 6-2 / 280
DT	**97**	**Kevin KURZINGER**	**GR / 6-2 / 275**
	23	Clemente OJINNAKA	GR / 6-3 / 255
DE	**92**	**Jack DUNKLEY**	**SO / 6-4 / 250**
	47	Adrian RAMIREZ	SO / 6-1 / 240
DE	**49**	**Jason PATTERSON**	**SO / 6-4 / 240**
	27	Nico PATE	JR / 6-1 / 225
LB	**44**	**Gianni RIZZO**	**GR / 6-2 / 225**
or	**55**	**Luke MILLER**	**SO / 6-1 / 210**
LB	**1**	**Khatavian FRANKS**	**R-SR / 6-2 / 225**
	45	Dom FUSCA	JR / 5-10 / 220
LB	**8**	**Ty HOWARD**	**JR / 6-0 / 200**
	15	Derron MOORE	R-FR / 6-0 / 230
CB	**24**	**DJ CERISIER**	**R-FR / 6-0 / 190**
	9	Jaelen CARSON	SR / 6-0 / 190
CB	**21**	**Nell DAVIS**	**SR / 6-2 / 185**
	20	Donovan STANLEY	GR / 6-0 / 175
S	**3**	**CJ BARNES**	**SR / 5-11 / 175**
	0	TJ JONES	SR / 5-11 / 185
S	**5**	**Antonio EPPS**	**R-JR / 5-10 / 195**
	7	Ethon COLE	R-FR / 6-1 / 200
	2	Malichi LOWERY	SR / 5-10 / 175

SPECIALISTS

PK	**91**	**Brian BRUZDEWICZ**	**GR / 6-1 / 195**
	80	Andrew SMITH	SR / 6-6 / 225
KO	**80**	**Andrew SMITH**	**SR / 6-6 / 225**
	67	Matt CLARK	JR / 5-9 / 170
LS	**41**	**Tyler RIEGER**	**R-JR / 6-0 / 210**
	72	Nolan VIGLIOTTI	SR / 6-2 / 270
H	**12 or 13**	**Jordan HEISEY**	**SR / 6-2 / 210**
	32	Michael BERARDUCCI	SR / 5-10 / 200
P	**39**	**Kyle ROMENICK**	**GR / 6-2 / 220**
	32	Michael BERARDUCCI	SR / 5-10 / 200
PR	**4**	**John ERBY**	**GR / 5-10 / 178**
	5	Joey ISABELLA	GR / 5-9 / 185
KR	**1**	**Jermaine JOHNSON**	**GR / 5-9 / 170**
	22	Cam FRAZIER	FR / 5-11 / 170

#	Name	Pos.
16	ACKERMAN, A.J	DL
9	AFFUL, Tedy	WR
6	ARRINGTON, Ty	WR
52	AUSTIN, Kahini	OL
3	BARNES, CJ	DB
56	BEIDATSCH, Jr., Brian	OL
32	BERARDUCCI, Michael	P
93	BILLINGS, Aiden	DL
31	BOCZEK, Drew	DB
26	BONNER, Anthony	DB
13	BOYD, Khiryn	WR
50	BOYLE, Brady	OL
79	BRANDT, Tommy	OL
90	BROOKS, Matt	DL
91	BRUZDEWICZ, Brian	K
29	BUGGEY, Aidan	TE
0	BUTTS, Taj	RB
81	BYRD, Lamere	WR
8	CANTY, Noah	TE
34	CAPTLINE, Michael	DB
9	CARSON, Jaelen	DB
64	CELLETTI, Anthony	OL
24	CERISIER, DJ	DB
48	CHIARIZIO, Nate	TE
67	CLARK, Matt	K
2	CLEMENTS, JaMario	RB
13	CMIELEWSKI, Steven	LB
7	COLE, Ethon	DB
12	COLSTON, Javon	DB
83	CORADO, Joey	K/P
28	CUNNINGHAM, Sylas	DB
67	DAUD, Abdallah	OL
21	DAVIS, Nell	DB
74	DILTS, Jack	OL
92	DUNKLEY, Jack	DL
5	EPPS, Antonio	DB
4	ERBY, John	WR
78	FALLAH, Michael	OL
55	FARRELL, Jackson	OL
37	FELDSTEIN, Cole	LS
1	FRANKS, Khatavian	LB
22	FRAZIER, Cam	DB
45	FUSCA, Dom	LB
26	GLOVER, Tyler	TE
15	GOCHIS, Alex	WR
81	GRAHAM, Andrew	K/P
77	GUNN, Aaron	OL
10	HARPER, Nate	QB
63	HARRIS, Jaydon	OL
11	HARRIS, Justin	DB
33	HARRIS, Luke	LB
11	HARROLD, Garrett	QB
12	HEISEY, Jordan	QB
26	HOPKINS, Dazhaun	RB
8	HOWARD, Ty	LB
5	ISABELLA, Joey	WR
43	JANEDA, Brock	DB
35	JOHNSON, Evan	LB
1	JOHNSON, Jermaine	WR
25	JONES, Caleb	RB
18	JONES, Marshal	DB
0	JONES, TJ	DB
53	KEOGH, Nathan	LB
97	KURZINGER, Kevin	DL

#	Name	Yr.	Pos.	Ht.	Wt.	Hometown/High School (Transfer)
0	Taj Butts	R-Jr.	RB	5-11	205	St. Louis, MO / De Smet (Missouri)
0 (D)	TJ Jones	Sr.	DB	5-11	185	Melbourne, FL / Eau Gallie (Gardner Webb)
1	Jermaine Johnson	Gr.	WR	5-9	170	Washington, DC / Dematha Catholic (UMass)
1 (D)	Khatavian Franks	R-Sr.	LB	6-2	225	Americus, GA / Creekside (Georgia Tech)
2	JaMario Clements	R-Jr.	RB	5-11	205	Lafayette, GA / Lafayette
2 (D)	Malichi "Greedy" Lowery	Sr.	DB	5-10	175	Lake Alfred, FL / Auburndale
2 (x)	Tim Lowery	Gr.	DB	6-1	190	Winter Haven, FL / Winter Haven
3	Ian Sheehan	Sr.	WR	6-2	200	Trevose, PA / Neshaminy (Shippensburg)
3 (D)	CJ Barnes	Sr.	DB	5-11	185	Lakeland, FL / Lake Gibson
4	John Erby	Gr.	WR	5-10	178	Chester, SC / Chester (Rhode Island)
5	Joey Isabella	Gr.	WR	5-9	185	Mayfield, OH / Mayfield
5 (D)	Antonio Epps	R-Jr.	DB	5-10	195	Liberty Borough, PA / South Allegheny
6	Ty Arrington	R-Sr.	WR	6-0	185	Highland, UT / Skyridge (Northern Colorado)
6	Logan Kushner	Fr.	QB	6-0	200	Pittsburgh, PA / North Allegheny
6 (D)	Henry Pickens	Jr.	DB	6-1	180	Belle Glade, FL / Palmetto Prep Academy (S.C.) (Southeast Missouri St.)
7	Darius Perrantes	Sr.	QB	6-0	220	Los Angeles, CA / St. Francis (Rhode Island)
7 (D)	Ethon Cole	R-Fr.	DB	6-1	200	Clermont, FL / Lake Minneola (Purdue)
8	Noah Canty	Sr.	TE	6-2	220	Dover, MA / Xaverian Brothers (Stonehill)
8 (D)	Ty Howard	Jr.	LB	6-0	200	Cleveland, OH / Villa Angela-St. Joseph
9	Tedy Afful	Sr.	WR	5-11	180	Bloomfield, NJ / DePaul Catholic (Stony Brook)
9 (D)	Jaelen Carson	Sr.	DB	6-0	190	Erie, PA / Cathedral Prep
10	Steven Mahar Jr.	Gr.	TE	6-6	250	Rochester, NY / Aquinas Institute (Syracuse)
10	Nate Harper	So.	QB	5-11	185	Pittsburgh, PA / Avonworth
11	Garrett Harrold	So.	QB	6-4	205	Ashville, PA / Penn Cambria
11 (D)	Justin Harris	So.	DB	6-3	205	Richmond, VA / Mills E. Godwin
12	Jordan Heisey	Sr.	QB	6-2	210	Dillsburg, PA / Northern York (Lock Haven)
12 (D)	Javon Colston	Gr.	DB	6-3	180	Cleveland, OH / Ginn Academy (Walsh)
13	Khiryn Boyd	Fr.	WR	5-11	175	Bakersfield, CA / North Allegheny (PA)
13 (D)	Steven Cmielewski	Gr.	LB	6-0	220	Farmingdale, NJ / Red Bank Catholic (Stonehill)
14	Tyler Padezan	Gr.	WR	6-2	190	East McKeesport, PA / East Allegheny
14 (D)	Isaiah Summerlin	So.	DB	6-2	195	Cincinnati, OH / Archbishop Moeller
15	Alex Gochis	Jr.	WR	6-3	190	Pittsburgh, PA / Pine-Richland
15 (D)	Derron Moore	R-Fr.	LB	6-0	230	Woodbury, NJ / Woodbury
16	Ethan Marker	R-Jr.	QB	6-1	200	Pittsburgh, PA / North Hills (Clarion / Lackawanna College)
16 (D)	A.J. Ackerman	Gr.	DL	6-5	300	Elizabeth, PA / Elizabeth Forward
17	Riley Lisgar	Jr.	WR	5-8	180	Swedesboro, NJ / St. Augustine Prep
17 (D)	Wayne Wade III	R-Jr.	DB	5-11	175	McKeesport, PA / Clairton
18	Xavier Rice	So.	QB	6-3	205	El Segundo, CA / St. John Bosco and Loyola
18 (D)	Marshal Jones	Sr.	DB	5-8	175	Burlington, NJ / Burlington Township
19	Matt Schmitt	Jr.	WR	6-1	180	Pittsburgh, PA / Central Catholic
19 (D)	Carlos Ramirez	Sr.	DL	6-2	265	Altadena, CA / John Muir (Pasadena City College)
20	Bryce Staretz	Fr.	RB	6-0	220	Mechanicsburg, PA / Cumberland Valley
20 (D)	Donovan Stanley	Gr.	DB	6-0	175	Euclid, OH / St. Edward
21	Sam Neill	Sr.	WR	6-0	190	Pine Township, PA / Pine-Richland
21 (D)	Nell Davis	Sr.	DB	6-2	185	Galloway, NJ / Eau Gallie (FL) (Rutgers)
22	Cam Frazier	Fr.	DB	5-11	180	Columbus, OH / Gahanna Lincoln
23	Max Sharp	Sr.	WR	5-11	180	Pittsburgh, PA / North Hills
23 (D)	Clemente Ojinnaka	Gr.	DL	6-3	255	Hershey, PA / Milton Hershey
24	Shawn Solomon, Jr.	So.	RB	6-0	200	Pittsburgh, PA / Brashear
24 (D)	DJ Cerisier	R-Fr.	DB	6-0	190	Cheltenham, PA / Upper Dublin
25	Caleb Jones	Fr.	RB	5-9	190	Ravenna, OH / Archbishop Hoban
25 (D)	Jaylen Stephens	Sr.	LB	6-1	210	Bakersfield, CA / Frontier (Lackawanna College / Ferris State)
26	Dazhaun Hopkins	Fr.	RB	5-10	185	Norristown, PA / Roman Catholic
26	Tyler Glover	Fr.	TE	6-2	215	Collier Township, PA / Chartiers Valley
26 (D)	Anthony Bonner	Fr.	DB	6-0	190	Neshannock, PA / Neshannock
27 (D)	Nico Pate	Jr.	LB	6-1	225	Peters Township, PA / Peters Township (Miami (Ohio))
27 (D)	Dominic Yanoshak	So.	DB	5-11	185	Bedford, PA / Bishop Guilfoyle Catholic
28 (D)	Quan Rhodes-McKee	Fr.	LB	6-1	245	Columbus, OH / Gahanna Lincoln
28 (D)	Sylas Cunningham	Fr.	DB	5-11	165	Springboro, OH / Springboro
29	Aidan Buggey	Fr.	TE	6-0	215	Wexford, PA / North Allegheny
30	Daniel Tarabrella	So.	TE	6-3	230	Harrison City, PA / Penn Trafford
30 (D)	Kevin O'Donnell	So.	LB	5-10	215	Pittsburgh, PA / North Allegheny
31	Drew Boczek	Fr.	DB	5-10	175	Morgantown, WV / Morgantown (St. Thomas More Prep (CT))
32	Michael Berarducci	Sr.	K/P	5-10	200	Allison Park, PA / St. Augustine (Fla.)

#	Name	Pos.
6	KUSHNER, Logan	QB
58	LANCE, Carter	DL
51	LEHNER, Aiden	DL
42	LENZ, Connor	DL
17	LISGAR, Riley	WR
2	LOWERY, Malichi	DB
2	LOWERY, Tim	DB
10	MAHAR Jr., Steven	TE
89	MANNS, Haiden	DL
86	MARCINKO, Matt	K
16	MARKER, Ethan	QB
76	McDONOUGH, Kellen	OL
57	McLAURIN, Cameron	OL
55	MILLER, Luke	LB
15	MOORE, Derron	LB
21	NEILL, Sam	WR
30	O'DONNELL, Kevin	LB
23	OJINNAKA, Clemente	DL
40	OLAN, Brian	DL
59	OLIVER, Chris	OL
87	OSEKOWSKI, Mike	K
14	PADEZAN, Tyler	WR
27	PATE, Nico	LB
69	PATILLO, Zion	DL
49	PATTERSON, Jason	DL
7	PERRANTES, Darius	QB
6	PICKENS, Henry	DB
47	RAMIREZ, Adrian	DL
19	RAMIREZ, Carlos	DL
95	REESE III, Alex	DL
28	RHODES-MCKEE, Quan	LB
18	RICE, Xavier	QB
41	RIEGER, Tyler	LS
44	RIZZO, Gianni	LB
39	ROMENICK, Kyle	P
71	RORDAM, Evan	OL
36	ROTTINGHAUS, John	LB
38	SAIDI, Amine	DB
54	SATTERWHITE III, Gary	OL
19	SCHMITT, Matt	WR
23	SHARP, Max	WR
3	SHEEHAN, Ian	WR
80	SMITH, Andrew	K
24	SOLOMON Jr., Shawn	RB
20	STANLEY, Donovan	DB
20	STARETZ, Bryce	RB
93	STEPHENS, Jacob	DL
25	STEPHENS, Jaylen	LB
14	SUMMERLIN, Isaiah	DB
30	TARABRELLA, Daniel	TE
46	THOMAS, Sage	LB
72	VIGLIOTTI, Nolan	LS
17	WADE III, Wayne	DB
27	YANOSHAK, Dominic	DB

#	Name	Yr.	Pos.	Ht.	Wt.	Hometown/High School (Transfer)
33	Luke Harris	Sr.	LB	6-0	220	Pittsburgh, PA / Central Catholic
34	Michael Captline	So.	DB	6-0	185	McKees Rocks, PA / Montour
35	Evan Johnson	Fr.	LB	6-0	195	Gibsonia, PA / Pine-Richland
36	John Rottinghaus	So.	LB	6-3	220	Gibsonia, PA / Pine-Richland
37	Cole Feldstein	So.	LS	5-10	185	Pittsburgh, PA / Central Catholic (Duquesne / Mount Union)
38	Amine Saidi	Fr.	DB	6-0	185	Frederick, MD / Urbana High
39	Kyle Romenick	Gr.	P	6-2	220	Fort Mill, SC / Fort Mill (Akron / Elon)
40	Brian Olan	Jr.	DL	6-3	240	Cranberry Township, PA / Seneca Valley
41	Tyler Rieger	R-Jr.	LS	6-0	210	Pittsburgh, PA / Upper St. Clair (Akron)
42	Connor Lenz	Jr.	DL	6-2	240	Gibsonia, PA / Pine-Richland
43	Brock Janeda	So.	DB	5-10	190	McKees Rocks, PA / Montour
44	Gianni Rizzo	Gr.	LB	6-2	225	North Huntingdon, PA / Norwin (Youngstown State)
45	Dom Fusca	Jr.	LB	5-10	220	West Palm Beach, FL / Cardinal Newman
46	Sage Thomas	So.	LB	6-2	225	Mechanicsburg, PA / Mechanicsburg Area
47	Adrian Ramirez	So.	DL	6-1	240	Pasadena, CA / John Muir (Pasadena Community College)
48	Nate Chiarizio	So.	TE	6-3	220	Murrysville, PA / Franklin Regional
49	Jason Patterson	So.	DL	6-4	240	Philadelphia, PA / Roman Catholic
50	Brady Boyle	Fr.	OL	6-2	255	McKeesport, PA / McKeesport Area
51	Aiden Lehner	Jr.	DL	6-3	250	Franklin, TN / Page
52	Kahini Austin	So.	OL	6-3	295	Washington, DC / St. John's College High School
53	Nathan Keogh	So.	LB	6-0	210	Chesapeake, VA / Grassfield (Monterey Peninsula College)
54	Gary Satterwhite III	Sr.	OL	6-1	300	Farrell, PA / Farrell
55	Jackson Farrell	So.	OL	6-2	285	Pittsburgh, PA / Pittsburgh Central Catholic
55 (D)	Luke Miller	So.	LB	6-1	210	Pittsburgh, PA / Pine-Richland (Kent State)
56	Brian Beidatsch, Jr.	Jr.	OL	6-4	285	Greenfield, WI / Marquette University HS
57	Cameron McLaurin	Sr.	OL	6-2	285	McKees Rocks, PA / Montour
58	Carter Lance	Fr.	DL	6-3	265	Pittsburgh, PA / Penn Hills
59	Chris Oliver	Gr.	OL	6-4	315	Erie, PA / Cathedral Prep (Bowling Green)
63	Jaydon Harris	Fr.	OL	6-4	295	Naples, FL / Golden Gate
64	Anthony Celletti	Jr.	OL	6-2	285	Bethel Park, PA / Bethel Park
67	Abdallah Daud	So.	OL	6-5	290	Pittsburgh, PA / North Allegheny
67	Matt Clark	Jr.	K	5-9	170	Easton, PA / Easton Area
69	Zion Patillo	So.	DL	6-3	240	Atlanta, GA / Riverwood International Charter
71	Evan Rordam	Fr.	OL	6-4	290	Tampa, FL / Jesuit
72	Nolan Vigliotti	Sr.	LS	6-2	270	Pittsburgh, PA / Central Catholic
74	Jack Dilts	Sr.	OL	6-5	250	Vandergrift, PA / Kiski Area
76	Kellen McDonough	R-Fr.	OL	6-4	280	Pittsburgh, PA / Woodland Hills (Eastern Michigan)
77	Aaron Gunn	R-Jr.	OL	6-4	302	New Castle, PA / Union Area (Louisville / James Madison)
78	Michael Fallah	Gr.	OL	6-4	310	Ramsey, NJ / Don Bosco Prep
79	Tommy Brandt	R-Jr.	OL	6-5	295	St. Paul, MN / St. Thomas Academy (UMass)
80	Andrew Smith	Sr.	K/P	6-6	225	Mentor, OH / Mentor
81	Lamere Byrd	Jr.	WR	5-8	150	Erie, PA / Mercyhurst Prep
81	Andrew Graham	So.	K/P	6-0	200	Jefferson Hills, PA / Thomas Jefferson
83	Joey Corado	Sr.	K/P	5-9	200	Hershey, PA / Hershey
86	Matt Marcinko	Fr.	K	6-0	185	McKees Rocks, PA / Montour
87	Mike Osekowski	So.	K	5-11	210	Pittsburgh, PA / Avonworth
89	Haiden Manns	Fr.	DL	6-3	280	Bellefontaine, OH / Bellefontaine
90	Matt Brooks	So.	DL	6-2	280	Monroeville, PA / Gateway
91	Brian Bruzdewicz	Gr.	K/P	6-1	195	McMurray, PA / Peters Township
92	Jack Dunkley	So.	DL	6-4	250	Penndel, PA / Neshaminy
93	Aiden Billings	Fr.	DL	6-3	315	Reston, VA / South Lakes
93	Jacob Stephens	So.	DL	6-2	300	Bakersfield, CA / North Allegheny (PA) (Lackawanna College)
95	Alex Reese III	Jr.	DL	6-3	290	Cleveland, OH / Euclid
97	Kevin Kurzinger	Gr.	DL	6-2	275	State College, PA / State College Area

PRONUNCIATION GUIDE

2	juh-MAR-ee-oh KLEHM-ehNTS
7	EE-thin Cole
7	Darius per-EN-tez
9	Tedy uff-OOL
10	Steven muh-HAR
12	Jordan HIGH-zee
13	KIE-rin Boyd
13	Steven shim-uh-LOO-skee
14	Tyler PAD-eh-zan
15	Alex GO-chiss
15	DUH-ron Moore
23	cluh-MEN-tay oh-jin-AH-kuh
24	DJ suh-REE-see-ay
26	Da-shAWn Hopkins
32	Michael bare-are-DOO-chee
56	Brian BUY-datch, Jr.
72	Nolan vig-lee-OH-tee
78	Michael FAL-uh
91	Brian BRUZ-duh-witz

JERRY SCHMITT

HEAD COACH // 20TH SEASON AT DUQUESNE // 124-85 [.593]
WESTMINSTER [PA.] '83 // 25TH SEASON OVERALL // 152-106 [.589]

Nine conference championships (six NEC and three MAAC) and three trips to the NCAA Football Championship Subdivision (FCS) Playoffs highlight the resume of Duquesne's all-time winningest football coach Jerry Schmitt, who enters his 20th season as DU's head coach and 31st on the Dukes sideline in 2024.

A three-time finalist for STATS FCS Coach of the Year (2015, 2018, 2023), Schmitt earned his second Northeast Conference Coach of the Year honor in 2023, joining the 2018 honor. It was his fourth coach of the year selection at the helm of the Dukes (2x MAAC Coach of the Year in 2005 and 2006).

Schmitt has seen 12 players invited to NFL rookie camps over the past five seasons. In 2021, Duquesne standout Christian Kuntz was named to the Pittsburgh Steelers 53-man roster and became the second former Duke to appear in an NFL game.

Schmitt's Dukes have had winning seasons in 15 of his 19 seasons at the helm. He earned his 150th career win in the 2024 home-opening shutout of West Virginia Wesleyan, 35-0. Schmitt's 124 wins at the FCS level rank sixth among active coaches, and his 152 career wins rank seventh among active coaches.

With the 2024 season, Schmitt will pass Dan McCann for the longest tenured coach in program history. Schmitt served as defensive line coach during McCann's final season in 1992. McCann coached 19 seasons (1970-'83 and 1988-'92).

Schmitt, who played an important role in the development of the Duquesne football program as an assistant from 1985-87 and again from 1992-99, returned to the DU campus in 2005 after spending five years as head coach at his alma mater, Westminster College, in New Wilmington, Pa. The Pittsburgh native oversaw the program's move to the Northeast Conference and ensuing adoption of athletics-based aid in February of 2008.

The Dukes are the winningest program in the NEC over the past 13 seasons (since 2011) with six titles, 87 wins and 57 conference victories. The win totals are at least 13 more overall victories and 14 more NEC wins than any other team in the league during that span. The six conference championships overall are tied for the most in NEC history with Albany, Central Connecticut State, Robert Morris and Sacred Heart.

Headlined by five player of the years (three defensive and two offensive) and three rookie of the years (one defensive and two offensive), Schmitt has coached all 136 All-NEC selections in program history. The Dukes have had 64 players named first team all-conference since joining the league in 2008, including 19 over the last four seasons.

Duquesne became the first NEC member to defeat a Football Bowl Subdivision (FBS) opponent and garnered the Dukes the STATS Perform FCS Team of the Week honors in 2021 after pulling off a historic 28-26 victory at Ohio University.The team finished the season 7-3 overall and tied for second in the NEC standings with a 5-2 mark. Following the season, both left tackle Jake Dixon (Pittsburgh Steelers) and wide receiver Cyrus Holder (Chicago Bears) signed undrafted free agent deals.

Schmitt guided the Dukes to an undefeated regular season in 2020-21 as Duquesne played host to the first-ever NEC Championship game during the unprecedented spring season. Duquesne landed a league-high 16 players on the NEC's all-conference squads while left tackle Jake Dixon garnered All-America honors from the AFCA.

The 2024 NEC Champion Dukes were coached to their best conference start since joining the NEC at 5-0, then finished 6-1 with the second outright league title in program history. Schmitt, who was named the coach of the year in the conference was also an Eddie Robinson Award finalist, led Duquesne into the FCS playoffs for the third time. Darius Perrantes was named a finalist for the Walter Payton Award and a league-leading 10 Dukes were named to the All-NEC teams. Duquesne finished the season receiving votes in the national polls.

Schmitt captured his 100th win as Duquesne's head coach with a 17-0 triumph on the road at Wagner on March 14, 2021.

In his 15th season at the helm in 2019, Schmitt became the program's leader in victories with a 30-21 triumph over Saint Francis U on Nov. 2 at Arthur J. Rooney Field, winning his 98th game at Duquesne and passing Greg Gattuso.

In 2019, running back A.J. Hines became the program's all-time leading rusher during the season with 4,629 career yards, passing previous record-holder Larry McCoy (4,549 / 2009-12).

Schmitt helped the Dukes to a historic finish in 2018, winning their fifth NEC title, earning their second automatic bid to the FCS Playoffs as well as advancing to the second round of the postseason for the first time in program history with a 31-10 road victory at No. 16 Towson. Under Schmitt's guidance, Duquesne closed out the season ranked in both the STATS FCS Top 25 and AFCA Coaches' Poll for the first time ever.

In a season with a pair games against Football Bowl Subdivision (FBS) opponents, Schmitt led Duquesne to nine wins for the second time in his career on The Bluff. The NEC Co-Coach of the Year, he was also recognized as a finalist for the STATS FCS Eddie Robinson Award for FCS National Coach of the Year.

For the second straight season, a Duquesne player earned NEC Offensive Player of the Year laurels, as running back A.J. Hines ranked in the top five in the FCS in rushing yards. Hines was named an All-American by five different organizations and a finalist for the STATS FCS Walter Payton Award for the top offensive player at the FCS level, as well.

Nehari Crawford graduated following the 2018 season as the program's all-time leader in receiving yards and receptions before becoming the second player to accept an invitation to the NFLPA Collegiate Bowl at the Rose Bowl in Pasadena, Calif.

The Dukes put together a seven-game winning streak in 2017, their most wins in a row since the 2002 campaign. Duquesne landed a league-high 12 players on the All-NEC teams including First Team honoree and Offensive Player of the Year Tommy Stuart, who became the first Dukes player to garner the award. Stuart was also a finalist for the Walter Payton Award.

THE SCHMITT FILE

Hometown	Pittsburgh, Pa.
High School	Keystone Oaks
College	Westminster (Pa.)
Family	Wife, Paula
	Son, Matthew (Junior WR on Team)

AS DUQUESNE HEAD COACH

Years	20th season
Record	124-85
NEC Record	68-41
NEC Championships	6
MAAC Championships	3
FCS Playoff Appearances	3

COACHING HISTORY

2005-Present: Duquesne
Head Coach
2000-2005: Westminster (Pa.)
Head Coach
1993-2000: Duquesne
Offensive Coordinator/Asst. Head Coach
1992: Duquesne
Defensive Line
1990-91: South Fayette High School
Head Coach
1989: Bethel Park High School
Offensive/Defensive Line Coach
1988: Avonworth High School
Offensive/Defensive Line Coach
1985-87: Duquesne
Offensive Line
1983-84: West Allegheny High School
Offensive/Defensive Line Coach

YEAR-BY-YEAR

Season	School	Record
2000	Westminster (Pa.)	8-2
2001	Westminster (Pa.)	4-5
2002	Westminster (Pa.)	6-4
2003	Westminster (Pa.)	5-5
2004	Westminster (Pa.)	5-5
	5 seasons	**28-21**
2005	Duquesne	7-3
2006	Duquesne	7-3
2007	Duquesne	6-4
2008	Duquesne	3-7
2009	Duquesne	3-8
2010	Duquesne	7-4
2011	Duquesne	9-2
2012	Duquesne	5-6
2013	Duquesne	7-4
2014	Duquesne	6-6
2015	Duquesne	8-4
2016	Duquesne	8-3
2017	Duquesne	7-4
2018	Duquesne	9-4
2019	Duquesne	6-5
2020-21	Duquesne	4-1
2021	Duquesne	7-3
2022	Duquesne	4-7
2023	Duquesne	7-5
2024	Duquesne	4-2
20th season (at Duquesne)		**124-85**
25th season (Overall)		**152-106**

Ben Huss, a four-year starter and all-conference selection on the offensive line was named an All-American in 2017 by the Associated Press, STATS FCS and HERO Sports while also becoming the first player from Duquesne to play in the NFLPA Collegiate Bowl.

In 2016, Duquesne, which tied for the NEC title, was one of just four FCS programs with players among the finalists for the three major FCS individual awards. Linebacker Christian Kuntz finished 12th in the voting for the Buck Buchanan Award (top defensive player), quarterback Dillon Buechel was a finalist for the Walter Payton Award (top offensive player) and freshman A.J. Hines was named winner of the Jerry Rice Award (top freshman).

In 2015, Duquesne went 5-1 in conference play, earning its first outright NEC title and the league's automatic bid to the FCS Playoffs, Duquesne's first.

In 2013, Duquesne once again earned a share of the title - this time tying with Sacred Heart. The 2014 season saw the Dukes finish 6-6 overall.

In 2011, Schmitt continued Duquesne's transition as a scholarship-granting associate member of the Northeast Conference by guiding the Dukes to a 9-2 record and NEC co-Championship with a 7-1 record. The 2011 co-title was part of a gradual progression for the Dukes who finished the 2010 season with a 7-4 record and third place league finish with a 5-3 mark.

In 2010, with DU's first scholarship class comprising a good portion of the sophomore and junior classes, the Dukes broke through with their third place NEC finish.

In 2007, Duquesne won a share of its ninth consecutive MAAC title in posting a 6-4 overall record. In their first two seasons as a scholarship program since the 1950s, went 3-7 in the school's inaugural season in the NEC and followed that with a 3-8 record in 2009.

Schmitt wasted no time putting his mark on the program by leading the Dukes to three consecutive Metro Atlantic Athletic Conference Football League championships and earning MAAC Coach of the Year two times in his first three seasons as head coach.

In Schmitt's first season, the Dukes posted a 7-3 record (4-0 in the MAAC) - against the most challenging I-AA mid-major schedule a Duquesne team ever faced - and finished with a No. 3 national ranking in The Sports Network I-AA Mid-Major Top 10. The 2005 Dukes finished ranked No. 1 nationally in I-AA total defense, rushing defense and pass efficiency defense.

In year two, Schmitt again led DU to a 7-3 record (3-1 in the MAAC) and eighth consecutive MAAC championship as the Dukes finished ranked sixth in The Sports Network I-AA Mid-Major Top 10. The 2006 Dukes ranked second nationally in passing offense and 15th in total offense.

Winning titles at Duquesne is nothing new to Schmitt, who helped the Dukes to their first three MAAC championships in 1995, 1996 & 1999 and the school's first Eastern College Athletic Conference (ECAC) Bowl game in 1996, during his 11 years as an assistant.

Schmitt, who served under three different head coaches in Terry Russell (1985-87), Dan McCann (1992) and Greg Gattuso (1993-99), was the offensive coordinator for his last seven seasons at DU, during which time the Dukes posted a 53-21 record, won three titles and saw 16 different offensive players named First Team All-MAAC. He was promoted to assistant head coach by Gattuso prior to the 1994 season. Schmitt accepted the head coaching position at Westminster in March of 2000.

While at Westminster, Schmitt posted a 28-21 record in overseeing the Titans' transition from NCAA Division II to the Division III level. He led Westminster to an 8-2 mark including a 5-0 record against teams from the Presidents' Athletic Conference (PAC) in 2000. After a rebuilding campaign in 2001, Westminster continued to make strides under Schmitt's leadership in 2002, as the Titans finished 6-4 overall (4-1 in league play) and placed second in their first season of eligibility for the PAC title. In 2003, Westminster overcame a challenging non-conference schedule against scholarship teams to contend for the conference title in the final week of the season. In 2004, the Titans rallied from an 0-2 start to post wins in five of their last eight games.

Schmitt's offenses set five single-game records and produced four of the seven 1,000-yard rushers in school history. Forty-four of his players earned All-Conference honors in the three years his players were eligible for post-season recognition.

Prior to his first stop at Duquesne, Schmitt established himself at the high school level in western Pennsylvania where he served as head coach at South Fayette High School (1990-91), offensive and defensive line coach at Bethel Park High School (1989), offensive and defensive line coach at Avonworth High School (1988) and offensive and defensive line coach and junior varsity head coach at West Allegheny High School (1983-84).

In addition to his football coaching background, Schmitt served as head girls basketball coach at Beaver Area High School from 1987-99 and has also served as head track & field coach at West Allegheny High School (1984) and Weirton (W.Va.) Madonna High School (1983). Prior to returning to Westminster, Schmitt worked full time as a teacher in the Beaver Area school district from 1987-99.

A 1983 Westminster graduate, Schmitt was a three-year letterman and two-year starter on the offensive line under head coach Joe Fusco, leading the Titans to an undefeated regular season as a senior in 1981.

Schmitt, who graduated from Pittsburgh's Keystone Oaks High School in 1978 and his wife, Paula, who earned her master's degree at Duquesne, reside in Pittsburgh with their son Matthew Jake, who is a junior on the Bluff.

COACHING STAFF

ANTHONY DORIA
Offensive Coordinator/ Quarterbacks
14th season
Saint Francis U '07

MICKEY JACOBS
Defensive Coordinator/ Linebackers
3rd season
Duquesne '17

LUKE SMITH
Wide Receivers/ Director of Operations
9th season
Maryland '15

MIKE SILIANOFF
Offensive Line/ Assistant Head Coach
18th season
Westminster (Pa.) '82

HUNTER GEISEL
Tight Ends/ Run Game Coordinator
5th season
Duquesne '20

COLIN GOODFELLOW
Special Teams Coordinator
2nd Season
Kentucky '23

PAUL GRATTAN
Running Backs
2nd Season
UCLA '22

GARRETT MACK
Defensive Line
1st Season
Baldwin Wallace '15

DARNELL RICHARDSON
Cornerbacks
15th season
Marshall '96

DQ JAMISON
Defensive Backs
1st season
Central Michigan '19

DERIK ABBOTT
Offensive Assistant/ Pass Game Specialist
1st season
Robert Morris '16

JACOB SAKK
Director of Player Personnel
3rd season
Duquesne '23

BROCK DIETER
Offensive Quality Control
3rd season
Duquesne '22

Team Results

	Date	Opponent		Score	Att.
	08/29/2024	at Toledo	L	10-49	23515
	09/07/2024	at Boston College	L	0-56	38441
	09/14/2024	at Youngstown St.	W	28-25	12415
	09/21/2024	West Va. Wesleyan	W	35-0	1864
*	10/05/2024	LIU	W	47-21	2956
*	10/12/2024	at Saint Francis	W	38-7	1799

Rushing

Player	gp	att	gain	loss	net	avg	td	lg	avg/g
JaMario Clements	6	85	591	11	580	6.8	3	75	96.7
Shawn Solomon, Jr.	6	58	235	17	218	3.8	2	28	36.3
Dazhaun Hopkins	2	19	72	3	69	3.6	0	22	34.5
Taj Butts	1	5	39	0	39	7.8	0	21	39.0
Jordan Heisey	6	9	33	5	28	3.1	0	11	4.7
Michael Berarducci	3	1	25	0	25	25.0	0	25	8.3
Caleb Jones	2	7	17	0	17	2.4	0	4	8.5
John Erby	6	2	14	0	14	7.0	0	13	2.3
Joey Isabella	5	2	14	0	14	7.0	0	13	2.8
Darius Perrantes	5	14	57	51	6	0.4	1	20	1.2
Tedy Afful	6	1	5	0	5	5.0	0	5	0.8
Team	6	3	0	4	-4	-1.3	0	0	-0.7
Total	**6**	**206**	**1102**	**91**	**1011**	**4.9**	**7**	**75**	**168.5**
Opponents	**6**	**197**	**953**	**125**	**828**	**4.2**	**10**	**48**	**138.0**

Passing

Player	gp	effic	comp-att-int	pct	yds	td	lg	avg/g
Darius Perrantes	5	129.1	70-123-4	56.9	759	10	45	151.8
Jordan Heisey	6	150.6	22-31-1	71.0	200	3	25	33.3
Xavier Rice	2	0.0	0-3-0	0.0	0	0	0	0.0
Total	**6**	**130.9**	**92-157-5**	**58.6**	**959**	**13**	**45**	**159.8**
Opponents	**6**	**139.1**	**95-159-5**	**59.7**	**1188**	**11**	**72**	**198.0**

Receiving

Player	gp	no.	yds	avg	td	lg	avg/g
Tedy Afful	6	22	236	10.7	4	44	39.3
John Erby	6	21	229	10.9	1	25	38.2
Joey Isabella	5	17	249	14.6	4	45	49.8
Jermaine Johnson	6	14	139	9.9	2	33	23.2
Steven Mahar Jr.	6	4	13	3.3	1	12	2.2
JaMario Clements	6	4	15	3.8	0	5	2.5
Shawn Solomon, Jr.	6	3	6	2.0	0	6	1.0
Khiryn Boyd	3	2	12	6.0	0	7	4.0
Ty Arrington	6	1	8	8.0	0	8	1.3
Taj Butts	1	1	5	5.0	0	5	5.0
Ian Sheehan	5	1	35	35.0	0	35	7.0
Noah Canty	2	1	4	4.0	1	4	2.0
Daniel Tarabrella	6	1	8	8.0	0	8	1.3
Total	**6**	**92**	**959**	**10.4**	**13**	**45**	**159.8**
Opponents	**6**	**95**	**1188**	**12.5**	**11**	**72**	**198.0**

Game Records

Record	Overall	Home	Away	Neutral
ALL GAMES	4-2	2-0	2-2	0-0
CONFERENCE	2-0	1-0	1-0	0-0
NON-CONFERENCE	2-2	1-0	1-2	0-0

Team Statistics

	DU	OPP
First Downs	**103**	**105**
Rushing	50	44
Passing	46	49
Penalty	7	12
Rushing Yardage	**1011**	**828**
Rushing attempts	206	197
Average per rush	4.9	4.2
Average per game	168.5	138.0
TDs Rushing	7	10
Passing Yardage	**959**	**1188**
Comp-Att-Int	92-157-5	95-159-5
Average per pass	6.1	7.5
Average per catch	10.4	12.5
Average per game	159.8	198.0
TDs Passing	13	11
Total offense	**1970**	**2016**
Average per play	5.4	5.7
Average per game	328.3	336.0
Kick returns: #-Yards	**16-232**	**19-344**
Punt returns: #-Yards	**9-71**	**13-161**
Int returns: #-Yards	**5-87**	**5-60**
Fumbles-Lost	**7-3**	**8-3**
Penalties-Yards	**39-340**	**35-324**
Punts-Avg	**29-40.9**	**25-39.2**
Time of possession / game	**30:44**	**29:16**
3rd-down conversion	**32/80**	**24/74**
4rd-down conversion	**9/10**	**9/15**
PAT-attempts	**(20-22) 91%**	**(21-21) 100%**
2-point conversion-attempts	**(0-0) 0%**	**(1-1) 100%**

Interceptions

Player	no.	yds	avg	td	lg
CJ Barnes	1	4	4.0	0	4
Antonio Epps	1	0	0.0	0	0
Carnell Davis	1	35	35.0	0	35
Ty Howard	1	40	40.0	1	40
Luke Miller	1	8	8.0	0	8
Total	**5**	**87**	**17.4**	**1**	**40**
Opponents	**5**	**60**	**12.0**	**1**	**45**

Field Goals

Player	fg	pct.	01-19	20-29	30-39	40-49	50-99	lg	blk
Brian Bruzdewicz	2-4	50.0	0-0	1-1	1-2	0-1	0-0	33	0
Opponents	**1-4**	**25.0**	**0-0**	**0-1**	**0-1**	**1-1**	**0-1**	**45**	**0**

Scoring

			PAT						
Player	**td**	**fg**	**kick**	**rush**	**rcv**	**pass**	**dxp**	**saf**	**pts**
Tedy Afful	4	-	-	-	-	-	-	-	24
Joey Isabella	4	-	-	-	-	-	-	-	24
Brian Bruzdewicz	-	2-4	14-16	-	-	-	-	-	20
JaMario Clements	3	-	-	-	-	-	-	-	18
Jermaine Johnson	2	-	-	-	-	-	-	-	12
Shawn Solomon, Jr.	2	-	-	-	-	-	-	-	12
Steven Mahar Jr.	1	-	-	-	-	-	-	-	6
John Erby	1	-	-	-	-	-	-	-	6
Darius Perrantes	1	-	-	-	-	-	-	-	6
Malichi Lowery	1	-	-	-	-	-	-	-	6
Noah Canty	1	-	-	-	-	-	-	-	6
Ty Howard	1	-	-	-	-	-	-	-	6
Daniel Tarabrella	1	-	-	-	-	-	-	-	6
Andrew Smith	-	-	5-5	-	-	-	-	-	5
Joey Corado	-	-	1-1	-	-	-	-	-	1
Total	**22**	**2-4**	**20-22**	**0**	**0**	**0**	**0**	**0**	**158**
Opponents	**22**	**1-4**	**21-21**	**0**	**1**	**1**	**0**	**0**	**158**

Score by Periods

Team	1st	2nd	3rd	4th	OT	TOT
Duquesne	47	55	21	35	0	158
Opponents	38	56	35	29	0	158

Punting

Player	no.	yds	avg	lg	tb	fc	i20	50+	blk
Kyle Romenick	25	1023	40.9	57	2	5	5	2	0
Michael Berarducci	4	162	40.5	42	0	0	2	0	0
Total	**29**	**1185**	**40.9**	**57**	**2**	**5**	**7**	**2**	**0**
Opponents	**25**	**979**	**39.2**	**68**	**1**	**7**	**4**	**5**	**0**

Punt Returns

Player	no.	yds	avg	td	lg
John Erby	9	71	7.9	0	32
Total	**9**	**71**	**7.9**	**0**	**32**
Opponents	**13**	**161**	**12.4**	**0**	**41**

Kick Returns

Player	no.	yds	avg	td	lg
Jermaine Johnson	6	114	19.0	0	32
Khiryn Boyd	3	37	12.3	0	20
Cam Frazier	3	56	18.7	0	24
Riley Lisgar	2	25	12.5	0	14
Jordan Heisey	1	0	0.0	0	0
Alex Gochis	1	0	0.0	0	0
Total	**16**	**232**	**14.5**	**0**	**32**
Opponents	**19**	**344**	**18.1**	**0**	**29**

All Purpose

Player	g	rush	rcv	pr	kr	ir	total	avg/g
JaMario Clements	6	580	15	0	0	0	595	99.2
John Erby	6	14	229	71	0	0	314	52.3
Joey Isabella	5	14	249	0	0	0	263	52.6
Jermaine Johnson	6	0	139	0	114	0	253	42.2
Tedy Afful	6	5	236	0	0	0	241	40.2
Shawn Solomon, Jr.	6	218	6	0	0	0	224	37.3
Dazhaun Hopkins	2	69	0	0	0	0	69	34.5
Cam Frazier	4	0	0	0	56	0	56	14.0
Khiryn Boyd	3	0	12	0	37	0	49	16.3
Taj Butts	1	39	5	0	0	0	44	44.0
Ty Howard	4	0	0	0	0	40	40	10.0
Ian Sheehan	5	0	35	0	0	0	35	7.0
Carnell Davis	6	0	0	0	0	35	35	5.8
Jordan Heisey	6	28	0	0	0	0	28	4.7
Michael Berarducci	3	25	0	0	0	0	25	8.3
Riley Lisgar	5	0	0	0	25	0	25	5.0
Caleb Jones	2	17	0	0	0	0	17	8.5
Steven Mahar Jr.	6	0	13	0	0	0	13	2.2
Ty Arrington	6	0	8	0	0	0	8	1.3
Daniel Tarabrella	6	0	8	0	0	0	8	1.3
Luke Miller	5	0	0	0	0	8	8	1.6
Darius Perrantes	5	6	0	0	0	0	6	1.2
CJ Barnes	6	0	0	0	0	4	4	0.7
Noah Canty	2	0	4	0	0	0	4	2.0
Total	**6**	**1011**	**959**	**71**	**232**	**87**	**2360**	**393.3**
Opponents	**6**	**828**	**1188**	**161**	**344**	**60**	**2581**	**430.2**

Total Offense

Player	g	plays	rush	pass	total	avg/g
Darius Perrantes	5	137	6	759	765	153.0
JaMario Clements	6	85	580	0	580	96.7
Jordan Heisey	6	40	28	200	228	38.0
Shawn Solomon, Jr.	6	58	218	0	218	36.3
Dazhaun Hopkins	2	19	69	0	69	34.5
Taj Butts	1	5	39	0	39	39.0
Michael Berarducci	3	1	25	0	25	8.3
Caleb Jones	2	7	17	0	17	8.5
John Erby	6	2	14	0	14	2.3
Joey Isabella	5	2	14	0	14	2.8
Tedy Afful	6	1	5	0	5	0.8
Total	**6**	**363**	**1011**	**959**	**1970**	**328.3**
Opponents	**6**	**356**	**828**	**1188**	**2016**	**336.0**

Team Defense

			Tackles				Sacks	Pass defense			Fumbles		blkd	
##	Player	gp	ua	a	tot	tfl/yds	no-yds	int-yds	brup	qbh	fr-yds	ff	kick	saf
55	Luke Miller	5	19	10	29	2-5	.	1-8	.	.	.	.	.	.
3	CJ Barnes	6	15	10	25	1.5-7	.	1-4	3	.	.	1	.	.
5	Antonio Epps	6	15	10	25	1-1	.	1-0	1	.	.	1	.	.
44	Gianni Rizzo	6	11	12	23	3-10	1-2	.	1	.	.	.	.	.
15	Derron Moore	6	10	8	18	1-2	.	.	.	.	.	.	.	.
0	T.J. Jones	6	14	3	17	.	.	.	.	.	.	.	.	.
8	Ty Howard	4	6	11	17	1.5-2	1-2	1-40	1	1	.	.	.	.
7	Ethon Cole	6	11	5	16	.	.	.	4	1	.	2	.	.
49	Jason Patterson	6	8	8	16	3.5-9	1.5-8	.	.	2	.	.	.	.
9	Jaelen Carson	6	9	5	14	.	.	.	.	.	.	.	.	.
92	Jack Dunkley	6	9	5	14	4.5-26	3-20	.	.	1	.	1	.	.
97	Kevin Kurzinger	6	4	8	12	3-15	0.5-4	.	2	1	1-0	.	.	.
21	Carnell Davis	6	9	3	12	1-1	.	1-35	1	1	.	.	.	.
24	DJ Cerisier	6	6	6	12	.	.	.	3	.	.	.	.	.
20	Donovan Stanley	6	6	4	10	.	.	.	1	.	.	.	.	.
1	Khatavian Franks	2	5	5	10	1-10	1-10	.	.	.	.	.	.	.
23	Clemente Ojinnaka	6	6	3	9	0.5-4	0.5-4	.	.	.	.	.	.	.
16	A.J. Ackerman	6	4	4	8	1-2	0.5-1	.	.	1	.	.	.	.
2	Malichi Lowery	5	5	3	8	.	.	.	.	1	1-40	1	.	.
25	Jaylen Stephens	6	5	3	8	.	.	.	.	.	.	.	.	.
47	Adrian Ramirez	6	6	2	8	2-2	.	.	1	2	.	.	.	.
27	Nico Pate	6	3	4	7	2-7	1-6	.	.	2	.	.	.	.
12	Javon Colston	6	5	1	6	.	.	.	.	.	.	.	.	.
40	Brian Olan	6	2	2	4	.	.	.	.	1	.	.	.	.
19	Carlos Ramirez	6	1	3	4	1.5-7	1-6	.	.	.	.	.	.	.
30	Daniel Tarabrella	6	1	3	4	.	.	.	.	.	.	.	.	.
2	Tim Lowery	2	1	2	3	.	.	.	.	.	.	.	.	.
11	Justin Harris	6	1	2	3	.	.	.	.	.	1-0	.	.	.
45	Dom Fusca	3	1	1	2	.	.	.	.	.	.	.	.	.
15	Alex Gochis	6	2	.	2	.	.	.	.	.	.	.	.	.
90	Matt Brooks	5	1	1	2	.	.	.	.	.	.	.	.	.
22	Cam Frazier	4	2	.	2	.	.	.	.	.	.	.	.	.
6	Ty Arrington	6	1	.	1	.	.	.	.	.	.	.	.	.
57	Cameron McLaurin	6	1	.	1	.	.	.	.	.	.	.	.	.
41	Tyler Rieger	6	.	1	1	.	.	.	.	.	.	.	.	.
17	Riley Lisgar	5	.	1	1	.	.	.	.	.	.	.	.	.
24	Shawn Solomon, Jr.	6	1	.	1	.	.	.	.	.	.	.	.	.
13	Khiryn Boyd	3	1	.	1	.	.	.	.	.	.	.	.	.
58	Carter Lance	6	.	1	1	.	.	.	.	.	.	.	.	.
91	Brian Bruzdewicz	6	.	.	.	.	.	.	.	.	.	.	.	.
	Totals	**6**	**207**	**150**	**357**	**30-110**	**11-63**	**5-87**	**18**	**14**	**3-40**	**6**	**0**	**0**
	Opponents	6	210	140	350	23-93	5-40	5-60	20	10	3--1	4	1	0

Opponent	Score	First Downs Total	First Downs Rush	First Downs Pass	First Downs Pen	Rushing Number-Yards	Passing Comp-Att.-Int	Passing Yards	Total Offense Plays-Yards	Return Yards	Turn-Overs
Toledo	10-49	15 / 27	7 / 11	7 / 12	1 / 4	29-123 / 39-167	17-29-1 / 21-30-0	161 / 279	58-284 / 69-446	74 / 160	3 / 0
Boston College	0-56	9 / 22	4 / 12	4 / 8	1 / 2	34-60 / 46-302	10-23-2 / 11-13-0	75 / 257	57-135 / 59-559	25 / 108	2 / 1
Youngstown St.	28-25	17 / 26	7 / 15	7 / 10	3 / 1	17-189 / 44-178	17-26-0 / 19-31-1	157 / 193	43-346 / 75-371	57 / 65	0 / 1
West Va. Wesleyan	35-0	22 / 9	13 / 1	8 / 6	1 / 2	43-266 / 17-12	17-25-1 / 20-40-2	161 / 144	68-427 / 57-156	14 / 88	1 / 2
LIU	47-21	26 / 11	13 / 3	12 / 7	1 / 1	47-247 / 22-140	16-24-1 / 11-23-1	220 / 172	71-467 / 45-312	93 / 70	1 / 1
Saint Francis	38-7	14 / 10	6 / 2	8 / 6	0 / 2	36-126 / 29-29	15-30-0 / 13-22-1	185 / 143	66-311 / 51-172	167 / 73	1 / 3
Totals	**158-158**	**103 / 105**	**50 / 44**	**46 / 49**	**7 / 12**	**206-1011 / 197-828**	**92-157-5 / 95-159-5**	**959 / 1188**	**363-1970 / 356-2016**	**430 / 564**	**8 / 8**

Opponents	3rd Down Conversion	4th Down Conversion	Time of Possession	TOP Margin	Avg Yds/Rush	Avg Yds/Pass	Avg Yds/Play	Punting Number-Avg	Penalties Number-Yards	Sacks
Toledo	3-12 / 6-12	2-2 / 3-3	31:02 / 28:58	02:04	4.2 / 4.3	5.6 / 9.3	4.9 / 6.5	6-42.7 / 1-33.0	9-75.0 / 6-60.0	2 / 1
Boston College	1-13 / 5-10	0-0 / 1-2	29:57 / 30:03	-00:06	1.8 / 6.6	3.3 / 19.8	2.4 / 9.5	8-41.4 / 2-29.5	4-35.0 / 5-35.0	1 / 1
Youngstown St.	3-6 / 10-15	0-1 / 2-2	17:43 / 42:17	-24:34	11.1 / 4.0	6.0 / 6.2	8.0 / 4.9	2-42.0 / 2-42.0	6-45.0 / 10-96.0	3 / 2
West Va. Wesleyan	5-14 / 2-15	4-4 / 1-3	33:23 / 26:37	06:46	6.2 / 0.7	6.4 / 3.6	6.3 / 2.7	4-39.0 / 8-32.3	6-50.0 / 7-58.0	0 / 1
LIU	10-15 / 1-9	2-2 / 2-3	39:21 / 20:39	18:42	5.3 / 6.4	9.2 / 7.5	6.6 / 6.9	1-40.0 / 4-37.5	3-25.0 / 3-35.0	1 / 0
Saint Francis	10-20 / 0-13	1-1 / 0-2	32:59 / 27:01	05:58	3.5 / 1.0	6.2 / 6.5	4.7 / 3.4	8-39.8 / 8-49.4	11-110.0 / 4-40.0	4 / 0
Totals	**32-80 / 24-74**	**9-10 / 9-15**	**184:25 / 175:35**	**08:50**	**4.9 / 4.2**	**6.1 / 7.5**	**5.4 / 5.7**	**29-40.9 / 25-39.2**	**39-340.0 / 35-324.0**	**11 / 5**

Note: Game totals are displayed in the format TEAM/OPPONENT for each category

Duquesne Averages

Games	Avg/ rush	Avg/ catch	Pass effic	KR avg	PR avg	All purpose avg/game	Total offense avg/game
6	4.9	10.4	130.9	14.5	7.9	393.3	328.3

Duquesne Inside Opponent Red-Zone

Date	Opponent		Score	Times In RZ	Times Scored	Total Pts	TDs	Rush TDs	Pass TDs	FGs Made	Failed to score inside RZ FGA	Down	Int	Fumb	Half	Game
08/29/2024	at Toledo	L	10-49	2	2	10	1	0	1	1	1	0	0	0	0	0
09/07/2024	at Boston College	L	0-56	1	0	0	0	0	0	0	1	0	0	0	0	0
09/14/2024	at Youngstown St.	W	28-25	3	3	21	3	1	2	0	0	0	0	0	0	0
09/21/2024	West Va. Wesleyan	W	35-0	6	5	35	5	2	3	0	0	0	0	0	0	1
10/05/2024	LIU	W	47-21	6	5	34	5	2	3	0	0	0	0	0	0	1
10/12/2024	at Saint Francis	W	38-7	3	3	17	2	1	1	1	1	0	0	0	0	0
	Totals 18 of 21 (85.7%)			**21**	**18**	**117**	**16**	**6**	**10**	**2**	**3**	**0**	**0**	**0**	**0**	**2**

Opponents Inside Duquesne Red-Zone

Date	Opponent		Score	Times In RZ	Times Scored	Total Pts	TDs	Rush TDs	Pass TDs	FGs Made	Failed to score inside RZ FGA	Down	Int	Fumb	Half	Game
08/29/2024	Toledo	L	10-49	7	6	42	6	3	3	0	1	0	0	0	0	0
09/07/2024	Boston College	L	0-56	4	3	21	3	2	1	0	0	1	0	0	0	0
09/14/2024	Youngstown St.	W	28-25	4	3	22	3	3	0	0	0	0	1	0	0	0
09/21/2024	West Va. Wesleyan	W	35-0	0	0	0	0	0	0	0	0	0	0	0	0	0
10/05/2024	LIU	W	47-21	3	2	14	2	1	1	0	0	0	0	0	1	0
10/12/2024	Saint Francis	W	38-7	3	1	7	1	0	1	0	1	1	0	0	0	0
	Totals 15 of 21 (71.4%)			**21**	**15**	**106**	**15**	**9**	**6**	**0**	**2**	**2**	**1**	**0**	**1**	**0**

3rd-Down Conversions

Date	Opponent		Score	Overall		1st Qtr		2nd Qtr		3rd Qtr		4th Qtr		Overtime	
08/29/2024	at Toledo	L	10-49	3-12	25.0	1-3	33.3	1-4	25.0	1-3	33.3	0-2	0.0	0-0	0.0
09/07/2024	at Boston College	L	0-56	1-13	7.7	0-3	0.0	0-4	0.0	0-2	0.0	1-4	25.0	0-0	0.0
09/14/2024	at Youngstown St.	W	28-25	3-6	50.0	0-1	0.0	1-2	50.0	2-2	100.0	0-1	0.0	0-0	0.0
09/21/2024	West Va. Wesleyan	W	35-0	5-14	35.7	0-1	0.0	3-5	60.0	1-4	25.0	1-4	25.0	0-0	0.0
10/05/2024	LIU	W	47-21	10-15	66.7	3-3	100.0	4-5	80.0	1-3	33.3	2-4	50.0	0-0	0.0
10/12/2024	at Saint Francis	W	38-7	10-20	50.0	3-5	60.0	3-6	50.0	3-5	60.0	1-4	25.0	0-0	0.0
	Duquesne			**32-80**	**40.0**	**7-16**	**43.8**	**12-26**	**46.2**	**8-19**	**42.1**	**5-19**	**26.3**	**0-0**	**0.0**
	Opponents			**24-74**	**32.4**	**5-18**	**27.8**	**5-19**	**26.3**	**7-19**	**36.8**	**7-18**	**38.9**	**0-0**	**0.0**

4th-Down Conversions

Date	Opponent		Score	Overall		1st Qtr		2nd Qtr		3rd Qtr		4th Qtr		Overtime	
08/29/2024	at Toledo	L	10-49	2-2	100.0	0-0	0.0	2-2	100.0	0-0	0.0	0-0	0.0	0-0	0.0
09/07/2024	at Boston College	L	0-56	0-0	0.0	0-0	0.0	0-0	0.0	0-0	0.0	0-0	0.0	0-0	0.0
09/14/2024	at Youngstown St.	W	28-25	0-1	0.0	0-1	0.0	0-0	0.0	0-0	0.0	0-0	0.0	0-0	0.0
09/21/2024	West Va. Wesleyan	W	35-0	4-4	100.0	0-0	0.0	1-1	100.0	1-1	100.0	2-2	100.0	0-0	0.0
10/05/2024	LIU	W	47-21	2-2	100.0	0-0	0.0	0-0	0.0	1-1	100.0	1-1	100.0	0-0	0.0
10/12/2024	at Saint Francis	W	38-7	1-1	100.0	0-0	0.0	0-0	0.0	0-0	0.0	1-1	100.0	0-0	0.0
	Duquesne			**9-10**	**90.0**	**0-1**	**0.0**	**3-3**	**100.0**	**2-2**	**100.0**	**4-4**	**100.0**	**0-0**	**0.0**
	Opponents			**9-15**	**60.0**	**1-2**	**50.0**	**4-7**	**57.1**	**2-3**	**66.7**	**2-3**	**66.7**	**0-0**	**0.0**

Time of Possession

Date	Opponent		Score	Overall	1st Qtr	2nd Qtr	3rd Qtr	4th Qtr	Overtime
08/29/2024	at Toledo	L	10-49	31:02	06:36	08:58	07:59	07:29	00:00
09/07/2024	at Boston College	L	0-56	29:57	06:19	10:55	05:37	07:06	00:00
09/14/2024	at Youngstown St.	W	28-25	17:43	05:07	04:26	05:05	03:05	00:00
09/21/2024	West Va. Wesleyan	W	35-0	33:23	05:21	09:55	07:33	10:34	00:00
10/05/2024	LIU	W	47-21	39:21	11:09	08:35	03:43	15:54	00:00
10/12/2024	at Saint Francis	W	38-7	32:59	02:45	13:02	09:22	07:50	00:00
	Duquesne		**Total**	**184:25**	**37:17**	**55:51**	**39:19**	**51:58**	**00:00**
			Avg.	**30:44**	**06:13**	**09:19**	**06:33**	**08:40**	**00:00**
	Opponents		**Total**	**175:35**	**38:37**	**48:15**	**37:21**	**51:22**	**00:00**
			Avg.	**29:16**	**06:26**	**08:03**	**06:14**	**08:34**	**00:00**

#7 Darius Perrantes	Comp	Att	Int	Pct	Yards	TD	Long	Sacked	Effic.
Toledo	15	26	1	57.7	143	1	35	1-7	108.9
Boston College	8	18	2	44.4	62	0	23	1-10	51.2
Youngstown St.	17	26	0	65.4	157	2	29	2-18	141.5
LIU	15	23	1	65.2	212	5	45	0-0	205.7
Saint Francis	15	30	0	50.0	185	2	38	0-0	123.8
Totals	**70**	**123**	**4**	**56.9**	**759**	**10**	**45**	**4-35**	**129.1**

#12 Jordan Heisey	Comp	Att	Int	Pct	Yards	TD	Long	Sacked	Effic.
Toledo	2	3	0	66.7	18	0	11	0-0	117.1
Boston College	2	4	0	50.0	13	0	8	0-0	77.3
West Va. Wesleyan	17	23	1	73.9	161	3	25	1-5	167.1
LIU	1	1	0	100.0	8	0	8	0-0	167.2
Totals	**22**	**31**	**1**	**71.0**	**200**	**3**	**25**	**1-5**	**150.6**

#18 Xavier Rice	Comp	Att	Int	Pct	Yards	TD	Long	Sacked	Effic.
Boston College	0	1	0	0.0	0	0	0	0-0	0.0
West Va. Wesleyan	0	2	0	0.0	0	0	0	0-0	0.0
Totals	**0**	**3**	**0**	**0.0**	**0**	**0**	**0**	**0-0**	**0.0**

Rushing

Player	No-Yds/TD	UT	BC	YSU	WVW	LIU	SF-PA
JaMario Clements	85-580/3	9-35/0	10-45/0	12-204/1	13-62/1	20-147/0	21-87/1
Shawn Solomon, Jr.	58-218/2	6-16/0	11-18/0	1-3/1	10-89/1	20-67/0	10-25/0
Dazhaun Hopkins	19-69/0	DNP	5--1/0	DNP	14-70/0	DNP	DNP
Darius Perrantes	14-6/1	4-16/0	2--10/0	2--18/0	DNP	5-23/1	1--5/0
Jordan Heisey	9-28/0	2-9/0	1-1/0	-	4-7/0	1-11/0	1-0/0
Caleb Jones	7-17/0	3-8/0	4-9/0	DNP	DNP	DNP	DNP
Taj Butts	5-39/0	5-39/0	DNP	DNP	DNP	DNP	DNP
John Erby	2-14/0	-	-	1-1/0	1-13/0	-	-
Joey Isabella	2-14/0	DNP	-	-	-	-	2-14/0
Michael Berarducci	1-25/0	DNP	-	-	1-25/0	DNP	DNP
Tedy Afful	1-5/0	-	-	-	-	-	1-5/0

Receiving

Player	No-Yds/TD	UT	BC	YSU	WVW	LIU	SF-PA
Tedy Afful	22-236/4	1-11/0	4-48/0	7-56/2	3-18/0	5-84/2	2-19/0
John Erby	21-229/1	7-69/0	-	3-40/0	7-91/0	3-15/1	1-14/0
Joey Isabella	17-249/4	DNP	-	2-38/0	4-32/1	5-85/2	6-94/1
Jermaine Johnson	14-139/2	2-20/0	3-11/0	3-25/0	2-18/2	2-28/0	2-37/0
JaMario Clements	4-15/0	3-10/0	-	-	-	-	1-5/0
Steven Mahar Jr.	4-13/1	-	-	1-1/0	1-2/0	-	2-10/1
Shawn Solomon, Jr.	3-6/0	-	1-3/0	1--3/0	-	-	1-6/0
Khiryn Boyd	2-12/0	1-7/0	1-5/0	-	DNP	DNP	DNP
Ian Sheehan	1-35/0	1-35/0	-	-	DNP	-	-
Ty Arrington	1-8/0	-	-	-	-	1-8/0	-
Daniel Tarabrella	1-8/0	-	1-8/0	-	-	-	-
Taj Butts	1-5/0	1-5/0	DNP	DNP	DNP	DNP	DNP
Noah Canty	1-4/1	1-4/1	-	DNP	DNP	DNP	DNP

Total Tackles

Player	S-A	Total	UT	BC	YSU	WVW	LIU	SF-PA
Luke Miller	19-10	29	2-1	4-2	8-6	3-1	DNP	2-0
CJ Barnes	15-10	25	2-1	2-1	2-5	4-1	3-0	2-2
Antonio Epps	15-10	25	4-4	3-1	1-3	3-1	2-1	2-0
Gianni Rizzo	11-12	23	2-4	1-1	4-2	0-1	0-3	4-1
Derron Moore	10-8	18	3-5	4-1	-	3-1	-	0-1
T.J. Jones	14-3	17	1-1	5-0	6-1	1-0	0-1	1-0
Ty Howard	6-11	17	2-5	DNP	DNP	0-2	3-2	1-2
Ethon Cole	11-5	16	2-1	2-2	2-0	3-0	1-1	1-1
Jason Patterson	8-8	16	2-1	2-0	2-3	2-1	0-1	0-2
Jaelen Carson	9-5	14	2-1	2-1	1-2	3-0	0-1	1-0
Jack Dunkley	9-5	14	1-2	2-0	3-1	0-1	1-0	2-1
Carnell Davis	9-3	12	2-0	1-1	2-0	3-0	1-2	-
DJ Cerisier	6-6	12	0-2	1-1	1-1	-	2-0	2-2
Kevin Kurzinger	4-8	12	1-3	-	1-3	-	2-1	0-1
Donovan Stanley	6-4	10	2-1	-	0-1	1-1	1-1	2-0
Khatavian Franks	5-5	10	DNP	DNP	DNP	DNP	1-1	4-4
Clemente Ojinnaka	6-3	9	1-0	3-0	1-1	-	-	1-2
Adrian Ramirez	6-2	8	0-1	2-0	2-0	1-1	1-0	-
Malichi Lowery	5-3	8	0-2	1-0	DNP	1-0	1-1	2-0
Jaylen Stephens	5-3	8	0-1	4-2	-	1-0	-	-
A.J. Ackerman	4-4	8	1-1	2-0	0-1	0-1	-	1-1
Nico Pate	3-4	7	-	1-0	1-0	0-1	-	1-3
Javon Colston	5-1	6	1-0	-	-	1-1	1-0	2-0
Brian Olan	2-2	4	1-1	1-1	-	-	-	-
Carlos Ramirez	1-3	4	0-2	-	-	0-1	-	1-0
Daniel Tarabrella	1-3	4	0-2	0-1	-	-	1-0	-
Tim Lowery	1-2	3	1-2	DNP	-	DNP	DNP	DNP
Justin Harris	1-2	3	-	1-0	-	0-1	-	0-1
Alex Gochis	2-0	2	-	1-0	-	1-0	-	-
Cam Frazier	2-0	2	DNP	-	DNP	-	2-0	-
Dom Fusca	1-1	2	-	DNP	DNP	1-1	-	DNP
Matt Brooks	1-1	2	0-1	1-0	DNP	-	-	-
Ty Arrington	1-0	1	-	-	1-0	-	-	-
Khiryn Boyd	1-0	1	-	1-0	-	DNP	DNP	DNP
Shawn Solomon, Jr.	1-0	1	-	-	-	-	1-0	-
Cameron McLaurin	1-0	1	-	-	-	1-0	-	-
Riley Lisgar	0-1	1	-	0-1	-	-	DNP	-
Tyler Rieger	0-1	1	-	-	-	0-1	-	-
Carter Lance	0-1	1	0-1	-	-	-	-	-

Duquesne - Game Highs

RUSHES	47	LIU (10/05/2024)
YARDS RUSHING	266	West Va. Wesleyan (09/21/2024)
YARDS PER RUSH	11.1	at Youngstown St. (09/14/2024)
TD RUSHES	2	LIU (10/05/2024)
	2	West Va. Wesleyan (09/21/2024)
	2	at Youngstown St. (09/14/2024)
PASS ATTEMPTS	30	at Saint Francis (10/12/2024)
PASS COMPLETIONS	17	West Va. Wesleyan (09/21/2024)
	17	at Youngstown St. (09/14/2024)
	17	at Toledo (08/29/2024)
YARDS PASSING	220	LIU (10/05/2024)
YARDS PER PASS	9.2	LIU (10/05/2024)
TD PASSES	5	LIU (10/05/2024)
TOTAL PLAYS	71	LIU (10/05/2024)
TOTAL OFFENSE	467	LIU (10/05/2024)
YARDS PER PLAY	8.0	at Youngstown St. (09/14/2024)
POINTS	47	LIU (10/05/2024)
SACKS BY	4	at Saint Francis (10/12/2024)
FIRST DOWNS	26	LIU (10/05/2024)
PENALTIES	11	at Saint Francis (10/12/2024)
PENALTY YARDS	110	at Saint Francis (10/12/2024)
TURNOVERS	3	at Toledo (08/29/2024)
PUNTS	8	at Saint Francis (10/12/2024)
	8	at Boston College (09/07/2024)
PUNTING AVG	42.7	at Toledo (08/29/2024)
LONG PUNT	57	at Toledo (08/29/2024)
PUNTS INSIDE 20	2	West Va. Wesleyan (09/21/2024)
	2	at Boston College (09/07/2024)
LONG PUNT RETURN	32	at Saint Francis (10/12/2024)

Duquesne - Individual Game Highs

RUSHES	21	JaMario Clements at Saint Francis (10/12/2024)
YARDS RUSHING	204	JaMario Clements at Youngstown St. (09/14/2024)
TD RUSHES	1	JaMario Clements at Saint Francis (10/12/2024)
	1	Darius Perrantes vs LIU (10/05/2024)
	1	Daniel Tarabrella vs LIU (10/05/2024)
	1	JaMario Clements vs West Va. Wesleyan (09/21/2024)
	1	Shawn Solomon, Jr. vs West Va. Wesleyan (09/21/2024)
	1	JaMario Clements at Youngstown St. (09/14/2024)
	1	Shawn Solomon, Jr. at Youngstown St. (09/14/2024)
LONG RUSH	75	JaMario Clements at Youngstown St. (09/14/2024)
PASS ATTEMPTS	30	Darius Perrantes at Saint Francis (10/12/2024)
PASS COMPLETIONS	17	Jordan Heisey vs West Va. Wesleyan (09/21/2024)
	17	Darius Perrantes at Youngstown St. (09/14/2024)
YARDS PASSING	212	Darius Perrantes vs LIU (10/05/2024)
TD PASSES	5	Darius Perrantes vs LIU (10/05/2024)
LONG PASS	45	Darius Perrantes vs LIU (10/05/2024)
RECEPTIONS	7	John Erby vs West Va. Wesleyan (09/21/2024)
	7	Tedy Afful at Youngstown St. (09/14/2024)
	7	John Erby at Toledo (08/29/2024)
YARDS RECEIVING	94	Joey Isabella at Saint Francis (10/12/2024)
TD RECEPTIONS	2	Tedy Afful vs LIU (10/05/2024)
	2	Joey Isabella vs LIU (10/05/2024)
	2	Jermaine Johnson vs West Va. Wesleyan (09/21/2024)
	2	Tedy Afful at Youngstown St. (09/14/2024)
LONG RECEPTION	45	Joey Isabella vs LIU (10/05/2024)
PUNTS	8	Kyle Romenick at Saint Francis (10/12/2024)
PUNTING AVG	42.7	Kyle Romenick at Toledo (08/29/2024)
LONG PUNT	57	Kyle Romenick at Toledo (08/29/2024)
PUNTS INSIDE 20	2	Kyle Romenick vs West Va. Wesleyan (09/21/2024)
	2	Michael Berarducci at Boston College (09/07/2024)
LONG PUNT RETURN	32	John Erby at Saint Francis (10/12/2024)
LONG KICKOFF RETURN	32	Jermaine Johnson at Toledo (08/29/2024)
TACKLES	14	Luke Miller at Youngstown St. (09/14/2024)
SACKS	1	Khatavian Franks at Saint Francis (10/12/2024)
	1	Carlos Ramirez at Saint Francis (10/12/2024)
	1	Ty Howard vs LIU (10/05/2024)
	1	Gianni Rizzo at Youngstown St. (09/14/2024)
	1	Jack Dunkley at Youngstown St. (09/14/2024)
	1	Nico Pate at Youngstown St. (09/14/2024)
	1	Jack Dunkley at Boston College (09/07/2024)
	1	Jack Dunkley at Toledo (08/29/2024)
	1	Jason Patterson at Toledo (08/29/2024)
TACKLES FOR LOSS	2	Gianni Rizzo at Saint Francis (10/12/2024)
	2	Jack Dunkley at Youngstown St. (09/14/2024)

Opponent - Game Highs

RUSHES	46	at Boston College (09/07/2024)
YARDS RUSHING	302	at Boston College (09/07/2024)
YARDS PER RUSH	6.6	at Boston College (09/07/2024)
TD RUSHES	3	at Youngstown St. (09/14/2024)
	3	at Boston College (09/07/2024)
	3	at Toledo (08/29/2024)
PASS ATTEMPTS	40	West Va. Wesleyan (09/21/2024)
PASS COMPLETIONS	21	at Toledo (08/29/2024)
YARDS PASSING	279	at Toledo (08/29/2024)
YARDS PER PASS	19.8	at Boston College (09/07/2024)
TD PASSES	4	at Boston College (09/07/2024)
	4	at Toledo (08/29/2024)
TOTAL PLAYS	75	at Youngstown St. (09/14/2024)
TOTAL OFFENSE	559	at Boston College (09/07/2024)
YARDS PER PLAY	9.5	at Boston College (09/07/2024)
POINTS	56	at Boston College (09/07/2024)
SACKS BY	2	at Youngstown St. (09/14/2024)
FIRST DOWNS	27	at Toledo (08/29/2024)
PENALTIES	10	at Youngstown St. (09/14/2024)
PENALTY YARDS	96	at Youngstown St. (09/14/2024)
TURNOVERS	3	at Saint Francis (10/12/2024)
PUNTS	8	at Saint Francis (10/12/2024)
	8	West Va. Wesleyan (09/21/2024)
PUNTING AVG	49.4	at Saint Francis (10/12/2024)
LONG PUNT	68	at Saint Francis (10/12/2024)
PUNTS INSIDE 20	2	at Saint Francis (10/12/2024)
LONG PUNT RETURN	41	at Toledo (08/29/2024)

Opponent - Individual Game Highs

RUSHES	15	Tyshon King at Youngstown St. (09/14/2024)
	15	Turbo Richard at Boston College (09/07/2024)
YARDS RUSHING	74	Turbo Richard at Boston College (09/07/2024)
TD RUSHES	2	Tyshon King at Youngstown St. (09/14/2024)
	2	Jacquez Stuart at Toledo (08/29/2024)
LONG RUSH	48	Pat Bowen vs LIU (10/05/2024)
PASS ATTEMPTS	29	Beau Brungard at Youngstown St. (09/14/2024)
PASS COMPLETIONS	19	Beau Brungard at Youngstown St. (09/14/2024)
YARDS PASSING	234	Thomas Castellanos at Boston College (09/07/2024)
TD PASSES	4	Thomas Castellanos at Boston College (09/07/2024)
LONG PASS	72	Thomas Castellanos at Boston College (09/07/2024)
RECEPTIONS	7	Michael Love vs LIU (10/05/2024)
YARDS RECEIVING	139	Michael Love vs LIU (10/05/2024)
TD RECEPTIONS	1	Gavin Thomson at Saint Francis (10/12/2024)
	1	Michael Love vs LIU (10/05/2024)
	1	Evan Brooks vs LIU (10/05/2024)
	1	Treshaun Ward at Boston College (09/07/2024)
	1	Kamari Morales at Boston College (09/07/2024)
	1	Lewis Bond at Boston College (09/07/2024)
	1	Reed Harris at Boston College (09/07/2024)
	1	Jerjuan Newton at Toledo (08/29/2024)
	1	Anthony Torres at Toledo (08/29/2024)
	1	Junior Vandeross III at Toledo (08/29/2024)
	1	Zy'marion Lang at Toledo (08/29/2024)
LONG RECEPTION	72	Reed Harris at Boston College (09/07/2024)
FIELD GOALS	1	Andrew Lastovka at Youngstown St. (09/14/2024)
LONG FIELD GOALS	45	Andrew Lastovka at Youngstown St. (09/14/2024)
PUNTS	8	Aidan Cirulli at Saint Francis (10/12/2024)
	8	Camden Lawrence vs West Va. Wesleyan (09/21/2024)
PUNTING AVG	49.4	Aidan Cirulli at Saint Francis (10/12/2024)
LONG PUNT	68	Aidan Cirulli at Saint Francis (10/12/2024)
PUNTS INSIDE 20	2	Aidan Cirulli at Saint Francis (10/12/2024)
LONG PUNT RETURN	41	Bryson Hammer at Toledo (08/29/2024)
LONG KICKOFF RETURN	29	Jacquez Stuart at Toledo (08/29/2024)
TACKLES	9	Geno Calgaro at Saint Francis (10/12/2024)
	9	JoJo Garcia vs LIU (10/05/2024)
	9	Braden Awls at Toledo (08/29/2024)
SACKS	1	Jaden Swiger vs West Va. Wesleyan (09/21/2024)
	1	Jaylen Castleberry at Youngstown St. (09/14/2024)
	1	Ebony Curry at Youngstown St. (09/14/2024)
	1	George Rooks at Boston College (09/07/2024)
TACKLES FOR LOSS	2	Cam Horsley at Boston College (09/07/2024)
INTERCEPTIONS	1	Maurice Wilmer vs LIU (10/05/2024)
	1	Quentin Brown vs West Va. Wesleyan (09/21/2024)
	1	Khari Johnson at Boston College (09/07/2024)
	1	Jalen Cheek at Boston College (09/07/2024)
	1	Braden Awls at Toledo (08/29/2024)

300-PASSING GAMES

Darius Perrantes (2)	329 yds vs. CCSU (11/13/21)
	316 yds vs. Bryant (10/9/21)

Career 200-yard Passing Games

Darius Perrantes	14

Record as Starter (at DUQ)

Darius Perrantes	17-11
Jordan Heisey	1-0

100-YARD RUSHING GAMES

JaMario Clements (3)	101 yds vs. CCSU (10/14/23)
	204 yds at Youngstown State (9/14/24)
	147 yds vs. LIU (10/5/24)
Taj Butts (2)	118 yds vs. CCSU (10/14/23)
	108 yds vs. Edinboro (9/2/23)

100-YARD RECEIVING GAMES

Joey Isabella (1)	116 yds vs. St. Francis (10/21/23)
Tedy Afful (1)	135 yds vs. CCSU (10/14/23)
Ian Sheehan (2)	143 yds at Edinboro ('21)*
	128 yds vs. Clarion ('21)*
	*playing for Shippensburg**

MULTI-TD GAMES

PASSING

D. Perrantes (17)	2 TD (7), 3 TD (8), 4 TD (1), 5 TD (1)
	2 TD at Saint Francis (10/12/24)
	5 TD vs. LIU (10/5/24)
	2 TD at Youngstown State (9/14/24)
	3 TD at Merrimack (11/18/23)
	2 TD at Sacred Heart (10/28/23)
	3 TD vs. St. Francis (10/21/23)
	3 TD vs. CCSU (10/14/23)
	3 TD at LIU (9/30/23)
	2 TD at West Virginia (9/9/23)
	2 TD vs. Edinboro (9/2/23)
	2 TD at CCSU (10/22/22)
	3 TD at Wagner (11/20/21)
	3 TD vs. CCSU (11/13/21)
	3 TD at LIU (11/6/21)
	3 TD vs. Bryant (10/9/21)
	4 TD at Merrimack (10/2/21)
	2 TD at William & Mary (11/9/19)*
	*playing for Rhode Island**
Jordan Heisey (1)	**3 TD vs. WVWC (9/21/24)**

RUSHING

Taj Butts (1)	2 TD vs. CCSU (10/14/23)

RECEIVING

Tedy Afful (2)	**2 TD vs. LIU (10/5/24)**
	2 TD at Youngstown St. (9/14/24)
	2 TD at LIU (9/30/23)
Joey Isabella (2)	**2 TD vs. LIU (10/5/24)**
	2 TD vs. LIU (10/29/22)
	2 TD vs. Sacred Heart (4/11/21)
Jermaine Johnson (1)	**2 TD vs. WVWC (9/21/24)**
Ty Arrington (1)	2 TD at Idaho (10/1/22)*
	*playing for Northern Colorado**
Ian Sheehan (1)	2 TD vs. Bloomsburg (9/25/21)*
	*playing for Shippensburg**

CAREER HIGHS [TWO-DEEP]

QB

Darius PERRANTES
Pass Yards: 329 (11/13/21 vs. CCSU)
Pass TDs: 5 **(10/5/24 vs. LIU)**
Completions: 29 (10/9/21 vs. Bryant)
Longest Pass: 89 (11/11/23 vs. Stonehill)

Jordan HEISEY
Pass Yards: 194 (10/9/21 vs. Shepherd)*
Pass TDs: 3 **(9/21/24 vs. WV Wesleyan)**
Completions: 17 **(9/21/24 vs. WV Wesleyan)**
Longest Pass: 74 (10/9/21 vs. Shepherd)*
**playing for Lock Haven*

RB

JaMario CLEMENTS
Rush Yards: 204 **(9/14/24 at Youngstown St.)**
Rush TDs: 1 (8 times, **last 10/12/24 at SFU**)
Rush Attempts: 21 **(10/12/24 at Saint Francis)**
Longest Run: 75 **(9/14/24 at Youngstown St.)**

Shawn SOLOMON, Jr.
Rush Yards: 89 **(9/21/24 vs. WV Wesleyan)**
Rush TDs: 1 (twice, **last 9/21/24 vs. WVWC**)
Rush Attempts: 20 **(10/5/24 vs. LIU)**
Longest Run: 28 **(9/21/24 vs. WV Wesleyan)**

WR

Tedy AFFUL
Rec. Yards: 135 (10/14/23 vs. CCSU)
Rec. TDs: 2 (3 times, last **10/5/24 vs. LIU**)
Receptions: 7 **(9/14/24 at Youngstown St.)**
Longest Reception: 50 (10/14/23 vs. CCSU)

Ian SHEEHAN
Rec. Yards: 143 (9/11/21 at Edinboro)*
Rec. TDs: 2 (9/25/21 vs. Bloomsburg)*
Receptions: 8 (9/24/22 vs. Bloomsburg)*
Longest Reception: 76 (9/25/21 vs. Bloomsburg)*
**playing for Shippensburg*

John ERBY
Rec. Yards: 98 (9/30/23 vs. Bryant)*
Rec. TDs: 1 (4 times, last **10/5/24 vs. LIU**)
Receptions: 7 (twice, **last 9/21/24 vs. WVWC**)
Longest Reception: 57 (9/30/23 vs. Bryant)*
Punt Return: 32 yards **(10/12/24 at Saint Francis)**
**playing for Rhode Island*

Tyler ARRINGTON
Rec. Yards: 67 (9/17/22 at Lamar)*
Rec. TDs: 2 (10/1/22 at Idaho)*
Receptions: 5 (twice, last on 9/23/23 at Idaho St.)*
Longest Reception: 48 (9/9/23 vs. UIW)*
**playing for Northern Colorado*

Jermaine JOHNSON
Rec. Yards: 92 (10/26/19 vs. UConn)*
Rec. TDs: 2 **(9/21/24 vs. WV Wesleyan)**
Receptions: 8 (11/20/20 at Florida Atlantic)
Longest Reception: 40 (10/26/19 vs. UConn)*
Kick Return: 39 yards (10/2/21 vs. Toledo)*
**playing for UMass*

Joey ISABELLA
Rec. Yards: 116 (10/21/23 vs. Saint Francis)
Rec. TDs: 2 (twice, last on 10/29/22 at LIU)
Receptions: 8 (9/11/21 at Ohio)
Longest Reception: 69 (10/21/23 vs. Saint Francis)
Kick Return: 14 yards (9/11/21 at Ohio)
Punt Return: 12 yards (11/11/23 vs. Stonehill)

TE

Steven MAHAR, Jr.
Rec. Yards: 10 **(10/12/24 at Saint Francis)**
Rec. TDs: 1 **(10/12/24 at Saint Francis)**
Receptions: 2 **(10/12/24 at Saint Francis)**
Longest Reception: 12 **(10/12/24 at Saint Francis)**

Daniel TARABRELLA
Rec. Yards: 8 (9/7/24 at Boston College)
Rec. TDs: -
Receptions: 1 (9/7/24 at Boston College)
Longest Reception: 8 (9/7/24 at Boston College)

DT

A.J. ACKERMAN
Tackles: 6 (11/13/21 vs. CCSU)
TFLs: 2.5 (4/11/21 vs. Sacred Heart)
Sacks: 1.5 (9/10/22 vs. Thomas More)

Matt BROOKS
Tackles: 3 (11/18/23 at Merrimack)
TFLs: 1 (twice, both in 2023)
Sacks: 1 (10/7/23 at Delaware)

Kevin KURZINGER
Tackles: 8 (10/23/21 at Sacred Heart)
TFLs: 2 (four times)
Sacks: 1 (seven times)

Clemente OJINNAKA
Tackles: 5 (11/25/23 at Youngstown State)
TFLs: 1 (twice, last on 11/5/22 vs. Sacred Heart)
Sacks: 1 (twice, last on 11/5/22 vs. Sacred Heart)

DE

Jack DUNKLEY
Tackles: 4 **(9/14/24 at Youngstown St.)**
TFLs: 2 **(9/14/24 at Youngstown St.)**
Sacks: 1 (5 times, **last 9/14/24 at YSU**)

Adrian RAMIREZ
Tackles: 2 (3 times, **last 9/21/24 vs. WVWC**)
TFLs: 1 (twice, **last 9/21/24 vs. WVWC**)

Jason PATTERSON
Tackles: 9 (11/4/23 at Wagner)
TFLs: 1 (5 times, **last 10/12/24 at SFU**)
Sacks: 1 **(8/29/24 at Toledo)**

Nico PATE
Tackles: 4 **(10/12/24 at Saint Francis)**
TFLs: 1 (twice, **last 9/14/24 at YSU**)
Sacks: 1 **(9/14/24 at Youngstown St.)**

LB

Gianni RIZZO
Tackles: 11 (twice, both in 2023)
TFLs: 2.5 (11/11/23 vs. Stonehill)
Sacks: 1.5 (11/11/23 vs. Stonehill)

Khatavian FRANKS
Tackles: 8 **(10/12/24 at Saint Francis)**
TFLs: 1 (twice, last 11/4/23 at Wagner)
Sacks: 1 (twice, last 11/4/23 at Wagner)
Interceptions: 1 (11/4/23 at Wagner)

Luke MILLER
Tackles: 14 **(9/14/24 at Youngstown St.)**
TFLs: 1 (twice, **last 9/21/24 vs. WVWC**)
Interceptions: 1 **(9/21/24 vs. WV Wesleyan)**

Ty HOWARD
Tackles: 7 **(8/29/24 at Toledo)**
TFLs: 2 (9/3/22 at Youngstown St.)
Sacks: 2 (9/3/22 at Youngstown St.)
Interceptions: 1 **(10/12/24 at Saint Francis)**

Derron MOORE
Tackles: 8 **(8/29/24 at Toledo)**
TFLs: 1 **(9/7/24 at Boston College)**

Dom FUSCA
Tackles: 2 (twice, **last 9/21/24 vs. WVWC**)

CB

DJ CERISIER
Tackles: 4 **(10/12/24 at Saint Francis)**

Jaelen CARSON
Tackles: 7 (twice, last on 11/4/23 at Wagner)
TFLs: 1 (twice, both in 2023)
Sacks: 1 (9/30/23 at LIU)
Interceptions: 1 (11/18/23 at Merrimack)

Nell DAVIS
Tackles: 3 **(twice, last 10/5/24 vs. LIU)**
TFL: 1 **(9/14/24 at Youngstown St.)**
Interceptions: 1 **(10/5/24 vs. LIU)**

Donovan STANLEY
Tackles: 5 (twice, both in 2021)

S

TJ JONES
Tackles: 7 **(9/14/24 at Youngstown St.)**
TFLs: 0.5 (11/26/22 at Eastern Ky.)*
**playing for Gardner-Webb*

CJ BARNES
Tackles: 11 (11/6/21 at LIU)
TFLs: 1 (3 times, **last on 10/12/24 at SFU**)
Sacks: 1 (10/7/23 at Delaware)
Interceptions: 1 (twice, **last 9/21/24 vs. WVWC**)

Antonio EPPS
Tackles: 10 (three times, all in 2023)
TFLs: 1.5 (10/14/23 vs. CCSU)
Interceptions: 1 **(9/14/24 at Youngstown St.)**

Ethon COLE
Tackles: 4 **(9/7/24 at Boston College)**

Malichi LOWERY
Tackles: 2 **(twice, last 10/5/24 vs. LIU)**

ST

Brian BRUZDEWICZ
Field Goals Made: 4 (9/11/21 at Ohio)
Longest FG: 40 (10/22/22 at CCSU)

Andrew SMITH
Field Goals Made: 2 (10/23/21 at Sacred Heart)
Longest FG: 45 yards (11/6/21 at LIU)

Kyle ROMENICK
Punts: 8 (four times, **last on 10/12/24 at SFU**)
Longest Punt: 61 (twice, both in 2023)
Punts Inside 20: 3 (twice, last on 10/14/23 at Villanova)

Michael BERARDUCCI
Punts: 9 (11/12/22 at Saint Francis)
Longest Punt: 59 (9/4/21 at TCU)
Punts Inside 20: 3 (10/7/23 at Delaware)

Cam FRAZIER
Kick Return: 24 yards **(10/12/24 at Saint Francis)**

DRIVE CHART

	Poss.	TDs	FGM	FGX	Fum.	Int.	Safety	Punt	Downs	Half	Game	3&O
at Toledo	10	1	1	0	1	1	0	6	0	0	0	3
at Boston College	13	0	0	1	0	2	0	8	0	1	1	4
at Youngstown State	8	4	0	0	0	0	0	2	1	0	1	1
West Va. Wesleyan	12	5	0	1	0	1	0	4	0	0	1	1
LIU	10	7	0	0	0	1	0	1	0	0	1	1
at Saint Francis	13	3	1	0	0	0	0	8	0	1	0	7
at Stonehill												
Mercyhurst												
Robert Morris												
Wagner												
Central Conn. State												
TOTALS	**66**	**20**	**2**	**2**	**1**	**5**	**0**	**29**	**1**	**2**	**4**	**17**

DRIVE TOTALS TO NOTE

	DUQ	OPP
Drives of 20yd-or less	32	33
Drives of 21+ yards	33	35
Drives of 50+ yards	16	21
Drives of 80+ yards	3	5
Drives of 90+ yards	1	1
Drives of 5:00+	9	5
Drives of 7:00+	3	3
Drives of 3:00 or less	39	46
Drives of 2:00 or less	30	32
Drives of 1:00 or less	9	14
Drives of 5 plays or less	37	39
Drives of 10 plays or more	9	8
One-Play Drives	3	6

SCORING PLAYS

	DUQ	OPP
Rushing Touchdowns	7	10
	YSU: Solomon 3yd (6:05/Q1)	TOL: 8yd (4:31/Q1)
	YSU: Clements 75yd (1:40/Q4)	TOL: 1yd (11:49/Q3)
	WVW: Clements 1yd (3:49/Q1)	TOL: 10yd (0:14/Q3)
	WVW: Solomon 7yd (14:55/Q4)	BC: 3yd (8:40/Q1)
	LIU: Perrantes 9yd (5:20/Q1)	BC: 47yd (4:29/Q3)
	LIU: Tarabrella 0yd (7:38/Q2)	BC: 9yd (1:26/Q4)
	SFU: Clements 2yd (2:17/Q2)	YSU: 1yd (13:23/Q2)
		YSU: 5yd (1:56/Q2)
		YSU: 1yd (0:20/Q4)
		LIU: 1yd (7:03/Q4)
Passing Touchdowns	13	11
	TOL: Canty 4yd - Perrantes (1:20/Q1)	TOL: 9yd (11:48/Q1)
	YSU: Afful 3yd - Perrantes (0:20/Q2)	TOL: 54yd (1:02/Q1)
	YSU: Afful 5yd - Perrantes (1:21/Q3)	TOL: 14yd (1:59/Q2)
	WVW: Isabella 3yd - Heisey (10:14/Q2)	TOL: 18yd (7:41/Q4)
	WVW: Johnson 10yd - Heisey (3:!8/Q2)	BC: 72yd (1:20/Q1)
	WVW: Johnson 8yd - Heisey (0:24/Q2)	BC: 4yd (7:59/Q2)
	LIU: Afful 18yd - Perrantes (11:03/Q1)	BC: 49yd (5:31/Q2)
	LIU: Isabella 45yd - Perrantes (0:38/Q1)	BC: 30yd (0:51/Q2)
	LIU: Isabella 19yd - Perrantes (1:06/Q2)	LIU: 67yd (6:55/Q2)
	LIU: Afful 44yd - Perrantes (12:55/Q3)	LIU: 11yd (5:31/Q3)
	LIU: Erby 11yd - Perrantes (11:40/Q4)	SFU: 14yd (11:26/Q3)
	SFU: Mahar 12yd - Perrantes (7:31/Q3)	
	SFU: Isabella 22yd - Perrantes (10:52/Q4)	
Defensive Touchdowns	2	1
	SFU: Howard INT, 40yd (5:44/Q1)	BC: INT, 45yd (13:28/Q2)
	SFU: Lowery FUM, 40yd (0:10/Q4)	
Game High (Total TDs)	7 (LIU)	8 (Boston College)
Field Goals	2	1
	TOL: 22yd by Bruzdewicz (8:51/Q2)	YSU: 45yd (6:57/Q1)
	SFU: 33yd by Bruzdewicz (13:47/Q2)	

DUQUESNE TAKEAWAYS

Turnover	Defender	Opp.	Qtr.	Led to	Pts. Off
Fumble - Dunkley (F), Kurzinger (R)		BC	3 (12:32)	FGA	0
Interception	Epps	YSU	3 (6:26)	TD	7
Interception	Miller	WVW	1 (6:00)	TD	7
Interception	Barnes	WVW	2 (7:25)	TD	7
Interception	Davis	LIU	3 (13:46)	TD	7
Interception	Howard	SFU	1 (5:44)	TD, Pick Six	7
Muffed Punt	J. Harris (Recover)	SFU	2 (3:33)	TD	7
Fumble	M. Lowery (F&R)	SFU	4 (0:10)	TD on return	7

DUQUESNE GIVEAWAYS

Turnover	Off. Player	Opp.	Qtr.	Led to	Pts. Off
Fumble	Clements	Toledo	2 (4:14)	TD	7
Interception	Perrantes	Toledo	2 (0:09)	Half	0
Fumble	J. Johnson	Toledo	3 (14:50)	TD	7
Interception	Perrantes	BC	2 (13:28)	TD, Pick Six	7
Interception	Perrantes	BC	3 (14:13)	Fumble	0
Interception	Heisey	WVW	3 (4:44)	Downs	0
Interception	Perrantes	LIU	3 (8:29)	TD	7
Muffed Punt	Erby	SFU	3 (11:32)	TD	7

BIG PLAYS FROM SCRIMMAGE SUMMARY

RUSH/CATCH	20-29	30-39	40-49	50-59	60-69	70-79	80-89	90-99	TOTAL
Sheehan (Catch)		1							1
Afful (Catch)	1								1
Erby (Catch)	2								2
Isabella (Catch)	3	1							4
Johnson (Catch)		1							1
Clements (Run)	2					2			4
Butts (Run)	1								1
Solomon (Run)	4								4
Hopkins (Run)	1								1
Perrantes (Run)	1								1
Berarducci (Run)	1								1
Totals (rush only)	**10**					**2**			**12**
Opponents (rush only)	**2**		**2**						**4**

PASSING	20-29	30-39	40-49	50-59	60-69	70-79	80-89	90-99	TOTAL
Perrantes	5	3	2						10
Heisey	2								2
Totals	**7**	**3**	**2**						**12**
Opponents	**7**	**5**	**1**	**2**	**1**	**1**			**17**

GAME-BY-GAME STARTERS

OFFENSE

	LT	LG	C	RG	RT	TE	WR	WR	WR	RB	QB
at Toledo	Oliver	Fallah	McLaurin	Brandt	Beidatsch, Jr.	Canty	Afful	Erby	Johnson	Clements	Perrantes
at Boston College	Beidatsch, Jr.	Gunn	McLaurin	Brandt	Satterwhite	Canty	Afful	Erby	Johnson	Clements	Perrantes
at Youngstown State	Oliver	Gunn	McLaurin	Austin	Satterwhite	Mahar	Afful	Erby	Johnson	Clements	Perrantes
West Va. Wesleyan	Oliver	Fallah	McLaurin	Brandt	Satterwhite	Mahar	Afful	Erby	Tarabrella*	Clements	Heisey
LIU	Oliver	Fallah	McLaurin	Brandt	Satterwhite	Mahar	Afful	Erby	Johnson	Clements	Perrantes
at Saint Francis	Oliver	Fallah	McLaurin	Brandt	Satterwhite	Mahar	Afful	Erby	Tarabrella*	Clements	Perrantes
at Stonehill											
Mercyhurst											
Robert Morris											
Wagner											
Central Conn. State											
Consecutive Starts	**(4)**	**(3)**	**(8)**	**(3)**	**(5)**	**(4)**	**(18)**	**(6)**	**(1)**	**(6)**	**(2)**

**opened with 2 tight ends*

DEFENSE

	DT	DT	DE	DE	LB	LB	CB	CB	S	S	S
at Toledo	Ackerman	Kurzinger	Dunkley	Patterson	Rizzo	Howard	Davis	Cerisier	Jones	Epps	T. Lowery
at Boston College	Ackerman	Kurzinger	Dunkley	Patterson	Rizzo	Miller	Davis	Cerisier	Jones	Epps	Barnes
at Youngstown State	Ackerman	Kurzinger	Dunkley	Patterson	Rizzo	Miller	Davis	Cerisier	Jones	Epps	Barnes
West Va. Wesleyan	Ackerman	Kurzinger	Dunkley	Patterson	Rizzo	Miller	Davis	Cerisier	Jones	Epps	Cole
LIU	Ackerman	Kurzinger	Dunkley	Patterson	Rizzo	Franks	Howard*	Cerisier	Jones	Epps	Barnes
at Saint Francis	Ackerman	Kurzinger	Dunkley	Patterson	Rizzo	Franks	Howard*	Cerisier	Davis	Epps	Barnes
at Stonehill											
Mercyhurst											
Robert Morris											
Wagner											
Central Conn. State											
Consecutive Starts	**(6)**	**(6)**	**(6)**	**(13)**	**(18)**	**(2)**	**(2)**	**(6)**	**(1)**	**(18)**	**(2)**

**opened with 3 linebackers*

DUQUESNE GAME-BY-GAME LEADERS

PASSING

at Toledo	Darius Perrantes (15-26, 143yd, 1 TD, 1 INT)
at Boston College	Darius Perrantes (8-18, 62yd, 0 TD, 2 INT)
at Youngstown State	Darius Perrantes (17-26, 157yd, 2 TD, 0 INT)
West Va. Wesleyan	Jordan Heisey (17-23, 161yd, 3 TD, 1 INT)
LIU	Darius Perrantes (15-23, 212yd, 5 TD, 1 INT)
at Saint Francis	Darius Perrantes (15-30, 185yd, 2 TD, 0 INT)
at Stonehill	
Mercyhurst	
Robert Morris	
Wagner	
Central Conn. State	

RUSHING

at Toledo	Taj Butts (5 att., 39yd, 0 TD, 21 long)
at Boston College	JaMario Clements (10 att., 45yd, 0 TD, 16 long)
at Youngstown State	JaMario Clements (12 att., 204yd, 1 TD, 75 long)
West Va. Wesleyan	Shawn Solomon, Jr. (10 att., 89yd, 1 TD, 28 long)
LIU	JaMario Clements (20 att., 147yd, 0 TD, 29 long)
at Saint Francis	JaMario Clements (21 att., 87yd, 1 TD, 16 long)
at Stonehill	
Mercyhurst	
Robert Morris	
Wagner	
Central Conn. State	

TACKLES / SACKS

at Toledo	Epps (8 tk, 4 solo) & Moore (8 tk., 3 solo) | Dunkley & Patterson (1 sack)
at Boston College	Jay. Stephens (6 tk, 4 solo) & Miller (6tk, 4 solo) | Dunkley (1 sack)
at Youngstown State	Luke Miller (14 tk, 8 solo) | Dunkley, Rizzo, Pate (1 sack)
West Va. Wesleyan	CJ Barnes (5 tk, 4 solo) | no sacks
LIU	Ty Howard (5 tk, 3 solo) | Ty Howard (1 sack)
at Saint Francis	Khatavian Franks (8 tk, 4 solo) | Franks & C. Ramirez (1 sack)
at Stonehill	
Mercyhurst	
Robert Morris	
Wagner	
Central Conn. State	

RECEIVING

at Toledo	John Erby (7 rec., 69yd, 0 TD, 24 long)
at Boston College	Tedy Afful (4 rec., 48yd, 0 TD, 23 long)
at Youngstown State	Tedy Afful (7 rec., 56yd, 2 TD, 15 long)
West Va. Wesleyan	John Erby (7 rec., 91yd, 0 TD, 25 long)
LIU	Joey Isabella (5 rec., 85yd, 2 TD, 45 long)
at Saint Francis	Joey Isabella (6 rec., 94yd, 1 TD, 38 long)
at Stonehill	
Mercyhurst	
Robert Morris	
Wagner	
Central Conn. State	

FIELD GOALS, PATs

at Toledo	Brian Bruzdewicz (1-1 PAT, 1-1 FG, 22yd)
at Boston College	Brian Bruzdewicz (0-1 FG, 31yd)
at Youngstown State	Brian Bruzdewicz (4-4 PAT)
West Va. Wesleyan	Brian Bruzdewicz (4-4 PAT, 0-1 FG, 41yd)
LIU	Andrew Smith (4-4 PAT)
at Saint Francis	Brian Bruzdewicz (4-4 PAT, 1-1 FG, 33 yd)
at Stonehill	
Mercyhurst	
Robert Morris	
Wagner	
Central Conn. State	

INTERCEPTIONS / FUMBLES

at Toledo	none
at Boston College	1 Fumble (Dunkley FF, Kurzinger FR)
at Youngstown State	1 INT (Antonio Epps)
West Va. Wesleyan	2 INT (Luke Miller & CJ Barnes)
LIU	1 INT (Nell Davis)
at Saint Francis	1 INT (Ty Howard) | 1 Fumble (M. Lowery FF & FR)
at Stonehill	
Mercyhurst	
Robert Morris	
Wagner	
Central Conn. State	

MISCELLANEOUS GAME INFORMATION

	Result	Uni (Top/Bottoms)	Toss	First DUQ Drive / Play	First OPP Drive / Play	Weather
8/29 at Toledo	L, 10-49	White/White	Win, Defer	3p-9yd, Punt / Rush	9p-65yd, TD / Pass	78, Sunny
9/7 at Boston College	L, 0-56	White/Blue	Win, Defer	3p-0yd, Punt / Rush	3p-6yd, Punt / Pass	76, Sunny
9/14 at Youngstown State	W, 28-25	White/White	Loss, Receive	8p-45yd, Downs / Pass	8p-43yd, FG / Pass	81, Sunny
9/21 vs. West Va. Wesleyan	W, 35-0	Blue/Blue	Win, Defer	5p-20yd, Punt / Rush	6p-22yd, Punt / Pass	85, Sunny - 59min lightning delay in 2Q
10/5 vs. LIU	W, 47-21	Blue/White	Loss, Receive	8p-74yd, TD / Rush	3p-(-3yd), Punt / Pass	73, Sunny
10/12 at Saint Francis	W, 38-7	White/White	Win, Defer	3p-3yd, Punt / Rush	6p-63yd, Downs / Pass	55, Cloudy
10/26 at Stonehill						
11/2 vs. Mercyhurst						
11/9 vs. Robert Morris						
11/16 vs. Wagner						
11/23 at Central Conn. State						

PASSING

Passing Yards

Stat	Individual	Total	Opponent, Date
400+	Joe Mischler	414	LIU, 10/29/22
350+	Joe Mischler	414	LIU, 10/29/22
300+	Joe Mischler	414	LIU, 10/29/22
250+	Darius Perrantes	298	Stonehill, 11/11/23

Touchdown Passes

Stat	Individual	Total	Opponent, Date
6+	Dillon Buechel	6	at Jacksonville, 10/1/16
5+	Darius Perrantes	5	**LIU, 10/5/24**
4+	Darius Perrantes	5	**LIU, 10/5/24**
3+	Darius Perrantes	5	**LIU, 10/5/24**

Pass Attempts

Stat	Individual	Total	Opponent, Date
50+	Joe Mischler	50	LIU, 10/29/22
40+	Joe Mischler	50	LIU, 10/29/22
30+	Darius Perrantes	30	**at St. Francis, 10/12/24**

Pass Completions

Stat	Individual	Total	Opponent, Date
30+	Joe Mischler	35	LIU, 10/29/22
25+	Joe Mischler	35	LIU, 10/29/22
20+	Joe Mischler	35	LIU, 10/29/22

Interceptions

Stat	Individual	Total	Opponent, Date
4+	Brett Brumbaugh	4	Robert Morris, 11/9/19
3+	Darius Perrantes	3	at Delaware, 10/7/23
0	Darius Perrantes	0	**at St. Francis, 10/12/24**

A non-quarterback TD pass …
Bill Bair (RB) 26 yds. to Sean Patterson (QB)
at Bryant, 11.20.10

RECEIVING

Receiving Yards

Stat	Individual	Total	Opponent, Date
200+	Cyrus Holder	211	LIU, 3/21/21
175+	Cyrus Holder	211	LIU, 3/21/21
150+	Dwayne Menders	165	Thomas More, 9/12/22
125+	Tedy Afful	135	CCSU, 10/14/23

Touchdown Receptions

Stat	Individual	Total	Opponent, Date
4+	Blair Roberts	4	Bryant, 10/29/16
3+	Blair Roberts	4	Bryant, 10/29/16
2+	Afful & Isabella	2	**LIU, 10/5/24**

Receptions

Stat	Individual	Total	Opponent, Date
12+	Chris King	12	at William & Mary, 11/28/15
10+	Kareem Coles, Jr.	10	at Robert Morris, 11/9/19
8+	Dwayne Menders	8	at CCSU, 10/22/22

Long Reception

Stat	Individual	Total	Opponent, Date
90+	Conrad Carter	91	Saint Francis, 9/20/08
80+	Keshawn Brown	89	Stonehill, 11/11/23
70+	Keshawn Brown	89	Stonehill, 11/11/23
60+	Keshawn Brown	89	Stonehill, 11/11/23
50+	Keshawn Brown	89	Stonehill, 11/11/23

Two players with 100+ yards…
Abdul Janneh (8-121-2 TD) & Dwayne Menders, Jr. (7-102) at Youngstown State (09/03/22)

Two players with 2+ receiving touchdowns…
Joey Isabella (5-85-2 TD) & Tedy Afful (5-84-2 TD), **vs. LIU (10/5/24)**

RUSHING

Rush Yards

Stat	Individual	A-Y-TD	Opponent, Date
300+	Mike Hilliard	31-323-5	La Salle, 9/27/03
250+	Mike Hilliard	31-323-5	La Salle, 9/27/03
200+	JaMario Clements	12-204-1	**at #20Youngstown St., 9/14/24**
150+	JaMario Clements	12-204-1	**at #20Youngstown St., 9/14/24**

Rush Attempts

Stat	Individual	Total	Opponent, Date
40+	Mike Hilliard	40	at Morehead State, 11/1/03
30+	Billy Lucas	30	Sacred Heart, 11/05/22

Rush Touchdowns

Stat	Individual	Total	Opponent, Date
5+	Larry McCoy	5	at Sacred Heart, 11/14/09
4+	Larry McCoy	5	at Sacred Heart, 11/14/09
3+	A.J. Hines	3	Robert Morris, 10/13/18

Long Rush

Stat	Individual	Total	Opponent, Date
90+			
80+	Josh Rue	86	Canisius, 11/17/01
70+	JaMario Clements	75	**at #20Youngstown St., 9/14/24**
60+	JaMario Clements	75	**at #20Youngstown St., 9/14/24**
50+	JaMario Clements	75	**at #20Youngstown St., 9/14/24**

Two players rushed for 100+ yards …
Taj Butts (118) and JaMario Clements (101)
vs. CCSU, 10/14/23

ALL PURPOSE YARDS

Yards

Stat	Individual	Total	Opponent, Date
350+	Josh Rue	409	Canisius, 11/17/01
300+	Mike Hilliard	323	La Salle, 9/27/03
250+	A.J. Hines	256	at Saint Francis, 10/20/18
200+	JaMario Clements	204	**at #20Youngstown St., 9/14/24**

Touchdowns

Stat	Individual	Total	Opponent, Date
5+	Larry McCoy	5	at Sacred Heart, 11/14/09
4+	Blair Roberts	4	Bryant, 10/29/16
3+	Taj Butts	3	CCSU, 10/14/23

DEFENSE

Tackles

Stat	Individual	Total / Solo	Opponent, Date
20+	Nathan Totino	23/13	Albany, 10/4/08
15+	Carter Henderson	16/9	at Liberty, 11/4/17
10+	Luke Miller	14/8	**at #20Youngstown St., 9/14/24**

Sacks

Stat	Individual	Total	Opponent, Date
4+	Dorian Bell	4.0	Sacred Heart, 10/20/12
3+	A.J. Garson	3.5	at Wagner, 11/20/21

Tackles for Loss

Stat	Individual	Total	Opponent, Date
6+	Christian Kuntz	6.0	Dayton, 9/17/16
5+	Todd Hill	5.5	Wagner 11/19/22
4+	Todd Hill	5.5	Wagner 11/19/22
3+	Todd Hill	5.5	Wagner 11/19/22

Interceptions

Stat	Individual	Total	Opponent, Date
3+	Leigh Bodden	3	Iona, 11/2/02
2+	Jeremiah Josephs	2	at Merrimack, 10/2/21

An interception was returned for a touchdown …
Ty Howard (40 yds) **at St. Francis - 10/12/24**

A fumble was returned for a touchdown ...
Malichi Lowery (40 yds) **at St. Francis - 10/12/24**

Had three defensive scores ...
Interception (71 yds), Fumble (0 yds) & Interception (33 yds) in a span of 4:09 of 1Q vs. West Liberty - 10/5/13

A safety was recorded …
vs VUL (snap over quarterback's head out of back of end zone) - 09/25/21

Two safeties were recorded …
2 at Robert Morris (10:27 & 3:26 of 3rd quarter) - 10/19/13

SPECIAL TEAMS

FGs Made

Stat	Individual	Total	Opponent, Date
4+	Brian Bruzdewicz	4	at Ohio, 9/11/21
3+	Brian Bruzdewicz	3	at CCSU, 10/22/22

Long FG

Stat	Individual	Total	Opponent, Date
50+	Charlie Leventry	51	Wagner, 10/22/11
45+	Andrew Smith	45	at LIU, 11/6/21

Long Punt

Stat	Individual	Total	Opponent, Date
70+	Joe Maker	73	at Saint Peter's, 10/28/00
60+	Austin Crimmins	60	Dayton, 9/17/16

A kickoff was returned for a touchdown …
Xavier Nelson (82 yds) at CCSU, 11.16.16

A punt was returned for a touchdown …
Mark Allen (65 yds) vs. Wagner 10.26.19

A punt was blocked …
Ryan Webb at Saint Francis, 11.12.22

Blocked punt returned for a touchdown…
Luke Harris (5 yds) at Saint Francis, 11.12.22

A PAT was blocked…
Jaelen Carson at Wagner, 11.4.23

A field goal was blocked …
Ayden Garnes vs. LIU, 10.29.22

Blocked field goal returned for a touchdown…
Jared Williams (48 yds) at Dayton, 9.10.11

Duquesne did not record a punt ...
CCSU (W, 44-20), 10.14.23

TEAM

Total Offense

Stat	Opponent	Total	Date
700+	Iona	751	10/21/00
600+	at Jacksonville	619	10/01/16
500+	CCSU	513	10/14/23
<200	at Boston College	135	9/7/24

Passing Yards

Stat	Opponent	Total	Date
400+	LIU	448	10/29/22
350+	LIU	448	10/29/22
300+	LIU	448	10/29/22
<100	at Boston College	75	9/7/24

Rush Yards

Stat	Opponent	Total	Date
400+	Valparaiso	425	9/17/11
300+	at Wagner	310	11/20/21
200+	**LIU**	**247**	**10/5/24**
<100	at Boston College	60	9/7/24

Points

Stat	Opponent	Total	Date
60+	La Salle	62	9/27/03
50+	Virginia-Lynchburg	56	9/25/21
40+	**LIU**	**47**	**10/5/24**

Turnovers

Stat	Opponent	Total	Date
5+	at Robert Morris	7	11/9/19
4+	Stonehill	4	11/14/23

Takeaways

Stat	Opponent	Total	Date
5+	Edinboro	5	9/2/23
4+	Edinboro	5	9/2/23

Sacks

Stat	Opponent	Total	Date
7+	Wagner	7	11/19/22
6+	Edinboro	6	9/2/23
5+	Edinboro	6	9/2/23

Duquesne posted a shutout …
35-0 vs. West Virginia Wesleyan, 9.21.24

Duquesne posted consecutive shutouts …
42-0 at Canisius, 11.9.02 & 27-0 vs. Fairfield, 11.16.02

Duquesne did not score …
L, 0-56 at Boston College, 9.7.24

Duquesne did not score in consecutive games …
0-12 at Saint Francis (10.26.1991), 0-49 at Buffalo (11.2.91) & 0-35 vs. Allegheny (11.9.91) as a Division III member

Duquesne did not score in the first half…
L, 0-56 at Boston College, 9.7.24

Duquesne did not score in the second half …
L, 0-56 at Boston College, 9.7.24

Duquesne did not score a touchdown…
L, 0-56 at Boston College, 9.7.24

Duquesne defeated a ranked team …
at No. 21/20 Youngstown State (W, 28-25), 9.14.24

Duquesne lost to a ranked team…
at No. 21/23 Youngstown State (L, 40-7), 11.25.23

Duquesne won an overtime game …
vs Sacred Heart (W, 35-28 in OT), 11.05.22

Duquesne lost an overtime game ...
vs LIU (L, 48-50 in 2OT), 10.29.22

Had a game decided in final minute ...
33-28 L vs Stonehill (11.11.23)
Stonehill rushing touchdown with 50 seconds left

Had a game decided on the final play
45-42 W at Sacred Heart (11.14.09),
Charlie Leventry 31 yd FG as time expired

Had a comeback victory of 14+ points
31-28 W at LIU (9.30.23)
Trailed by 14 (21-7) in second quarter

DUQUESNE IN THE SPORTS NETWORK FCSTOP-10 MID-MAJOR POLL FROM 2001-2007

Duquesne was the only school to appear in every Sports Network FCS Top-10 Mid-Major Final Poll. The Dukes, who claimed the 2003 Mid-Major National Championship, finished in the top five six times. DU spent a total of 14 weeks at the top of the poll (three weeks in 2001, eight weeks in 2002, one week in 2003 and two weeks in 2004):

2001	8-3	No. 4
2002	11-1	No. 2
2003	8-3	No. 1
2004	7-3	No. 5
2005	7-3	No. 3
2006	7-3	No. 6
2007	6-4	No. 8

MOST APPEARANCES IN THE IN THE FINAL POLL

Duquesne	7
Dayton	6
Morehead State	6
San Diego	6
Albany	5
Monmouth	5

New York U's Famous Jinx Rocks Tech Hopes, 6-0

DUKES SURPRISE PITT, 21-13

The Press Sports

PITTSBURGH, PA., SUNDAY, OCTOBER 22, 1939 PAGE 5

THE TURNING POINT IN THE GAME ..... SINCO'S HIGH PASS BOUNDED OFF CASSIANO'S SHOULDER ON THE PITT 18 AND YACINA RECOVERED THE BALL IN MID AIR AND RACED OVER FOR THE SECOND DUQUESNE TOUCHDOWN.

Barmak-Galu Lateral Produces Only Score

Football Results

Miracle Man Donelli

'Buff' Praises His Dukes for Fighting From Behind To Defeat 'Mighty Good Football Team'

Hilltoppers Fight Back To Wipe Away 13-0 Lead

Rokisky Furnishes Placement Points and

Play Goes 23 Yards for Touchdown, and

DUKES DOWN NO. 1

Duquesne is one of a few schools that boasts a victory over The Associated Press' top-ranked team. On Oct. 21, 1939 the Dukes, coming off a 7-0 victory over Manhattan at the Polo Grounds, stunned No. 1 Pitt 21-13 at Pitt Stadium. The loss dropped the Panthers - who had claimed an AP national championship in 1937 - to No. 18 the ensuing week. Three weeks later, Pitt severed football relations with Duquesne ending the six-game series which the Panthers led 4-2. According to an AP story in the Nov. 8 New York Times: "No reasons were announced for the break, which became known at a meeting between athletic directors Jimmy Hagan of Pitt and Aldo (Buff) Donelli of Duquesne." Duquesne, which split its last four games against its cross-town rival (DU handed 8-1-1 Pitt its lone loss in the Panthers' 1936 national championship season by a 7-0 score) completed the '39 season ranked No. 10 in the final AP poll at 8-0-1. The lone blemish was a 10-10 tie at Detroit in the season finale. Pitt finished the year 5-4.

DUQUESNE IN THE FINAL AP POLL FIRST POLL WAS IN 1936

Duquesne finished ranked among the Top 10 teams in the nation twice in a span of three years prior to World War II. The 1936 Dukes defeated Mississippi State in the Orange Bowl, the '39 Duquesne team's tie came in the final game of the season and the 1941 DU team was one of three undefeated, untied teams at the end of the regular season:

1936	8-3	No. 4
1939	11-1	No. 2
1941	8-3	No. 1

The 1941 Dukes were crowned the nation's No. 1 team according to the Massey Ratings.

DUQUESNE AND THE STEELERS' FIRST AFRICAN-AMERICAN PLAYER

by Mike Macklin, Senator John Heinz History Center, Feb. 7, 2008 Pittsburgh Post-Gazette

Fourteen years before Jackie Robinson broke professional baseball's color barrier, Ray Kemp became the first African-American player for the Pittsburgh Steelers - then known as the Pirates. Kemp, a graduate of Cecil High School, planned to go to law school following his graduation from Duquesne University in 1931, but Art Rooney asked Kemp to play for his semipro team, the J.P. Rooneys, while attending law school. When Rooney got the charter for a pro franchise in 1933, Kemp was invited to play, becoming one of just two African Americans in the NFL. Kemp's brief career lasted just four games during the franchise's inaugural season. The following year, Kemp was hired as the head football coach at Bluefield State College in West Virginia, where he led the Blues to an 8-0-1 record in the first of a 39-year coaching career. After Kemp left Pittsburgh following the 1933 season, there were no African-American players in the NFL until 1946.

Former Duke Ray Kemp was the first African-American to play for the Pittsburgh Steelers.


Ernie Hefferle

1936 Dukes
1937 Orange Bowl Champs


Boyd Brumbaugh

Boyd Brumbaugh hit Ernie Hefferle with a late 72-yard touchdown pass to give the Dukes a 13-12 win over Mississippi State in the 1937 Orange Bowl.



Nightriders

Duquesne's "Night Riders" play first night football game in Pgh.

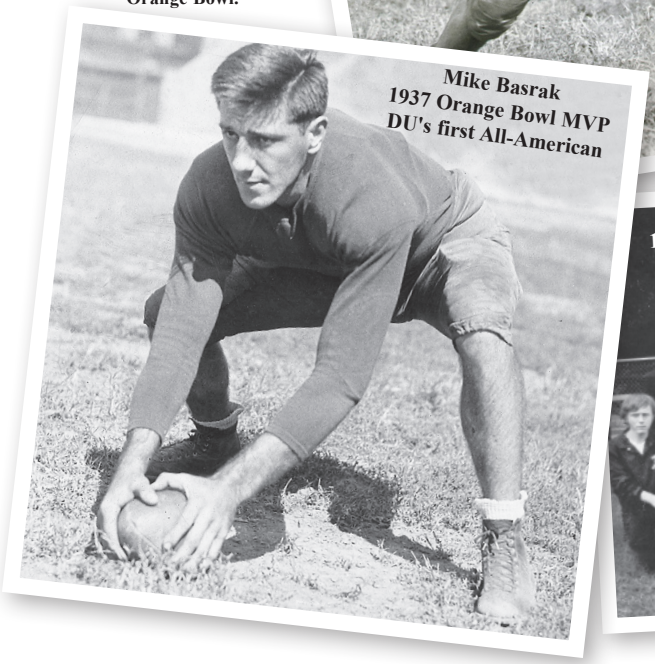
Mike Basrak
1937 Orange Bowl MVP
DU's first All-American

1973 Club Champs