

# HEAD COACHES BY SEASON / ALL-TIME COACHING RECORDS

Year	Coach	W/L	Conf.	Place
1914	Alexander Hogarty	7-3		
1915	Rev. Eugene McGuigan	12-2		
1916	Rev. Eugene McGuigan	7-2		
1917	Rev. Eugene McGuigan	8-3		
1918	Rev. Eugene McGuigan	4-4		
1919	Rev. Eugene McGuigan	4-6		
1920	Rev. Eugene McGuigan	6-10		
1921	Ben Lubic	11-6		
1922	Rev. Eugene McGuigan	10-6		
1923	Rev. Eugene McGuigan	16-2		
1924	Bill Campbell	8-6		
1925	Chick Davies	12-7		
1926	Chick Davies	15-3		
1927	Chick Davies	16-4		
1928	Chick Davies	15-7		
1929	Chick Davies	12-8		
1930	Chick Davies	18-10		
1931	Chick Davies	12-6		
1932	Chick Davies	14-6		
1933	Chick Davies	15-1		
1934	Chick Davies	19-2		
1935	Chick Davies	18-1		
1936	Chick Davies	14-3		
1937	Chick Davies	13-6		
1938	Chick Davies	6-11		
1939	Chick Davies	14-4		
1940	Chick Davies	NCAA & NIT 20-3		
1941	Chick Davies	NIT 17-3		
1942	Chick Davies	15-6		
1943	Chick Davies	12-7		

*1944-45-46 Basketball suspended due to World War II*

1947	Chick Davies	NIT	20-2		
1948	Chick Davies		17-6		
1949	Dudey Moore		17-5		
1950	Dudey Moore	NIT	23-6		
1951	Dudey Moore		16-11		
1952	Dudey Moore	NCAA & NIT	23-4		
1953	Dudey Moore	NIT	21-8		
1954	Dudey Moore	NIT	26-3		
1955	Dudey Moore	NIT	22-4		
1956	Dudey Moore	NIT	17-10		
1957	Dudey Moore		16-7		
1958	Dudey Moore		10-12		
1959	Red Manning		13-11		
1960	Red Manning		8-15		
1961	Red Manning		15-7		
1962	Red Manning	NIT	22-7		
1963	Red Manning		13-9		
1964	Red Manning	NIT	16-7		
1965	Red Manning		14-10		
1966	Red Manning		14-9		
1967	Red Manning		7-15		
1968	Red Manning	NIT	18-7		
1969	Red Manning	NCAA	21-5		
1970	Red Manning	NIT	17-7		
1971	Red Manning	NCAA	21-4		
1972	Red Manning		20-5		
1973	Red Manning		16-8		
1974	Red Manning		12-12		
1975	John Cinicola		14-11		
1976	John Cinicola		12-13		

*The 1975-76 season was Duquesne's last as an independent*

1977	John Cinicola	NCAA	15-15	3-7	3W
1978	John Cinicola		11-17	5-5	T3
1979	Mike Rice		13-13	2-8	7
1980	Mike Rice	NIT	18-10	7-3	T1
1981	Mike Rice	NIT	20-10	10-3	T1

Year	Coach	W/L	Conf.	Place
1982	Mike Rice	11-16	5-9	6
1983	Jim Satalin	12-16	6-8	4W
1984	Jim Satalin	10-18	8-10	T6
1985	Jim Satalin	12-18	6-12	8
1986	Jim Satalin	15-14	9-9	5
1987	Jim Satalin	12-17	7-11	T6
1988	Jim Satalin	11-21	6-12	8
1989	Jim Satalin	13-16	7-11	T6
1990	John Carroll	7-22	5-13	T8
1991	John Carroll	13-15	10-8	T3
1992	John Carroll	13-15	6-10	T6
1993	John Carroll (MCC)	13-15	5-9	*T5
1994	John Carroll	NIT 17-13	8-8	T3
1995	John Carroll	10-18	5-11	8
1996	Scott Edgar	9-18	3-13	T5W
1997	Scott Edgar	9-18	5-11	T5W
1998	Scott Edgar	11-19	5-11	T4W
1999	Darelle Porter	5-23	1-15	6W
2000	Darelle Porter	9-20	4-12	6W
2001	Darelle Porter	9-21	3-13	T10
2002	Danny Nee	9-19	4-12	6W
2003	Danny Nee	10-20	4-12	6W
2004	Danny Nee	12-17	6-10	5W
2005	Danny Nee	8-22	5-11	T5W
2006	Danny Nee	3-24	1-15	14
2007	Ron Everhart	10-19	6-10	T10
2008	Ron Everhart	17-13	7-9	T9
2009	Ron Everhart	NIT 21-13	9-7	T5
2010	Ron Everhart	CBI 16-16	7-9	T8
2011	Ron Everhart	CBI 19-13	10-6	T4
2012	Ron Everhart	16-15	7-9	T9
2013	Jim Ferry	8-22	1-15	T16
2014	Jim Ferry	13-17	5-11	T10
2015	Jim Ferry	12-19	6-12	11
2016	Jim Ferry	CBI 17-17	6-12	T10
2017	Jim Ferry	10-22	3-15	14
2018	Keith Dambrot	16-16	7-11	T10
2019	Keith Dambrot	19-13	10-8	T6
2020	Keith Dambrot	21-9	11-7	T5
2021	Keith Dambrot	9-9	7-7	9
2022	Keith Dambrot	6-24	1-16	14
2023	Keith Dambrot	CBI +20-13	10-8	T6th

\* - DU competed in the Midwestern Collegiate Conference in 1993

"W" denotes Atlantic 10 West Division; "T" denotes a tie

+ - denotes top single-season improvement in program history (2022 to 2023)

## ALL TIME HEAD COACH RECORDS

Coach	Years	Seasons	Record
Alexander Hogarty	1914	1	7-3 (.700)
Ben Lubic	1921	1	11-6 (.647)
Rev. E.N. McGuigan	1915-20; 1922-23	8	67-35 (.657)
Bill Campbell	1924	1	8-6 (.571)
Chick Davies	1925-43; 1947-48	21	314-106 (.748)
Dudey Moore	1949-58	10	191-70 (.732)
Red Manning	1959-74	16	247-138 (.642)
John Cinicola	1975-78	4	52-56 (.481)
Mike Rice	1979-82	4	62-49 (.559)
Jim Satalin	1983-89	7	85-120 (.415)
John Carroll	1990-95	6	73-98 (.427)
Scott Edgar	1996-98	3	29-55 (.345)
Darelle Porter	1999-01	3	23-64 (.264)
Danny Nee	2002-06	5	42-102 (.292)
Ron Everhart	2007-12	6	99-89 (.527)
Jim Ferry	2013-17	5	60-97 (.382)
Keith Dambrot	2018-	6	91-84 (.520)
<b>TOTALS</b>	<b>1914-</b>	<b>107</b>	<b>1,461-1,178 (.554)</b>

*Duquesne did not field a team from 1944-46 due to World War II*

# HEAD COACH BREAKDOWN / HONORS

## HEAD COACHES BY TOTAL WINS

Coach	Years	Seasons	Wins
Chick Davies	1925-43; 1947-48	21	314-106 (.748)
Red Manning	1959-74	16	247-138 (.642)
Dudey Moore	1949-58	10	191-70 (.732)
Ron Everhart	2007-12	6	99-89 (.527)
Keith Dambrot	2018-	6	91-84 (.520)
Jim Satalin	1983-89	7	85-120 (.415)
John Carroll	1990-95	6	73-98 (.427)
Rev. E.N. McGuigan	1915-20; 1922-23	8	67-35 (.657)
Mike Rice	1979-82	4	62-49 (.559)
Jim Ferry	2013-17	5	60-97 (.382)
John Cinicola	1975-78	4	52-56 (.481)
Danny Nee	2002-06	5	42-102 (.292)
Scott Edgar	1996-98	3	29-55 (.345)
Darelle Porter	1999-01	3	23-64 (.264)
Ben Lubic	1921	1	11-6 (.647)
Bill Campbell	1924	1	8-6 (.571)
Alexander Hogarty	1914	1	7-3 (.700)

## HEAD COACHES BY WIN PERCENTAGE

Coach	Years	Seasons	Pct.
Chick Davies	1925-43; 1947-48	21	314-106 (.748)
Dudey Moore	1949-58	10	191-70 (.732)
Alexander Hogarty	1914	1	7-3 (.700)
Rev. E.N. McGuigan	1915-20; 1922-23	8	67-35 (.657)
Ben Lubic	1921	1	11-6 (.647)
Red Manning	1959-74	16	247-138 (.642)
Bill Campbell	1924	1	8-6 (.571)
Mike Rice	1979-82	4	62-49 (.559)
Ron Everhart	2007-12	6	99-89 (.527)
Keith Dambrot	2018-	6	91-84 (.520)
John Cinicola	1975-78	4	52-56 (.481)
John Carroll	1990-95	6	73-98 (.427)
Jim Satalin	1983-89	7	85-120 (.415)
Jim Ferry	2013-17	5	60-97 (.382)
Scott Edgar	1996-98	3	29-55 (.345)
Danny Nee	2002-06	5	42-102 (.292)
Darelle Porter	1999-01	3	23-64 (.264)

## HEAD COACH LEADERS BY WINS PER SEASON

Coach	Years	Seasons	Wins/yr
Dudey Moore	1949-58	10	19.1
Ron Everhart	2007-12	6	16.5
Mike Rice	1979-82	4	15.5
Red Manning	1959-74	16	15.4
Keith Dambrot	2018-	6	15.2
Chick Davies	1925-43; 1947-48	21	14.6

## 20-WIN SEASONS BY HEAD COACH

Coach	Years	20 W's
Dudey Moore	10 1950 (23-6), 1952 (23-4), 1953 (21-8), 1954 (26-3), 1955 (22-4)	5
Red Manning	16 1962 (22-7), 1969 (21-5), 1971 (21-4), 1972 (20-5)	4
Keith Dambrot	6 2020 (21-9), 2023 (20-13)	2
Chick Davies	21 1940 (20-3), 1947 (20-2)	2
Ron Everhart	6 1981 (20-10)	1
Mike Rice	4 2009 (21-13)	1

## NATIONAL COACH OF THE YEAR

Coach	Outlet	Year
Dudey Moore	United Press	1952
Dudey Moore	United Press	1954

## NABC DISTRICT COACH OF THE YEAR

*First awarded in 1970*

Coach	District	Year
Red Manning	3	1972
Ron Everhart	4	2011

*The NABC realigned its districts in 2008. District 4 currently consists of the member schools of the Atlantic 10 Conference.*

## POST-SEASON APPEARANCES BY COACH

### NCAA

Coach	Total	Years	Record
Chick Davies	1	1940*	1-1
Dudey Moore	1	1952	1-1
Red Manning	2	1969, '71	2-2
John Cinicola	1	1977	0-1

\* - Final Four

### NIT

Coach	Total	Years	Record
Chick Davies	3	1940, '41, '47	2-3
Dudey Moore	6	1950 '52, '53+, '54^, '55#, '56	11-7
Red Manning	4	1962, '64, '68, '70	2-5
Mike Rice	2	1980, '81	1-2
John Carroll	1	1994	1-1
Ron Everhart	1	2009	0-1

# - NIT Champions; ^ - NIT Second Place; + - NIT Third Place

### CBI

Coach	Total	Years	Record
Ron Everhart	2	2010, '11	1-2
Jim Ferry	1	2016	1-1
Keith Dambrot	1	2023	0-1

# ALL-TIME ASSISTANT COACHES

## ASSISTANT COACH ROSTER

Since 1950

Name	Seasons	Years
David Adelman	3	1999, '00, '01
Alan Bailey	6	1968, '69, '70, '71, '72, '73
Bill Barton	3	2008, '09, '10
Brian Baudinet	1	2017
Bruce Bauer	4	1979, '80, '81, '82
Barry Brodzinski	3	1987, '88, '89
Bill Chamberlin	2	1977, '78
John Cinicola	14	1961, '62, '63, '64, '65, '66, '67, '68, '69, '70, '71, '72, '73, '74
Rodney Crawford	2	2011, '12
Charles Cunningham	5	2002, '03, '04, '05, '06
Joe DeSantis	3	1990, '91, '92
Jarrett Durham	4	1974, '75, '76 & 2001
Jim "Hooks" Farrell	3	1951, '52, '53
Daryn Freedman	1	2007
Steve Garay	2	1959, '60
Greg Gary	2	2008 & 2011
Rich Glesmann	5	2013, '14, '15, '16, '17
Steve Hall	4	2009, '10, '11, '12
Larry Harris	4	1989, '90, '91, '92
David Henley	2	1996, '97
Danny Holzer	3	1993, '94, '95
Kenya Hunter	2	1999, '00
Nikita Johnson	3	1996, '97, '98
Dru Joyce III	1	2023
Amadou "Pape" Koundoul	1	2012
Danny Lawson	2	2016, '17
Kim Lewis	2	2007, '08
John Mahoney	4	2002, '03, '04, '05

John "Red" Manning	5	1954, '55, '56, '57, '58
Don Maser	10	1979, '80, '81, '82, '83, '84, '85, '86, '87, '88
Mark Mauro	1	1998
Rick McFadden	6	2018, '19, '20, '21, '22, '23
Brian Nash	4	2013, '14, '15, '16
Josh Oppenheimer	2	1999, '00
Rodney Perry	1	2006
Richard Pitino	1	2007
Darelle Porter	6	1993, '94, '95, '96, '97, '98
John Rhodes	5	2013, '14, '15, '16, '17
Mike Rice	2	1977, '78
Scott Rigot	2	2009, '10
Randy Roth	5	2002, '03, '04, '05, '06
Howie Ruppert	5	1990, '91, '92, '93, '94
Fran Satalin	7	1983, '84, '85, '86, '87, '88, '89
James Sims	2	1975, '76
Louis "Doc" Skender	1	1950
James Stafford	1	2001
Charles Thomas	6	2018, '19, '20, '21, '22, '23
Bernard Tomlin	4	1983, '84, '85, '86
Terry Weigand	6	2018, '19, '20, '21, '22, '23

## ASSISTANT COACHES BY STAFF

### DUDEY MOORE

Skender (1950), Farrell (1951-53), Manning (1954-58)

### RED MANNING (16 seasons, 1959-74)

Garay (1959-60), Cinicola (1961-74), Bailey (1968-73), Durham (1974)

### JOHN CINICOLA (4 seasons, 1975-78)

Durham (1975-76), Sims (1975-76), Chamberlin (1977-78), Rice (1977-78)

### MIKE RICE (4 seasons, 1979-82)

Bauer (1979-82), Maser (1979-82)

### JIM SATALIN (7 seasons, 1983-89)

Satalin (1983-89), Maser (1983-88), Tomlin (1983-86), Brodzinski (1987-89), Harris (1989)

### JOHN CARROLL (6 seasons, 1990-95)

Rupert (1990-94), DeSantis (1990-92), Harris (1990-92), Holzer (1993-95), Porter (1993-95)

### SCOTT EDGAR (3 seasons, 1996-98)

Johnson (1996-98), Porter (1996-98), Henley (1996-97), Mauro (1998)

### DARELLE PORTER (3 seasons, 1999-01)

Adelman (1999-01), Hunter (1999-00), Oppenheimer (1999-00), Durham (2001), Stafford (2001)

### DANNY NEE (5 seasons, 2002-06)

Cunningham (2002-06), Roth (2002-06), Mahoney (2002-05), Perry (2006)

### RON EVERHART (6 seasons, 2007-12)

Freedman (2007), Pitino (2007), Lewis (2007-08), Barton (2008-10), Gary (2008 & 2011), Hall (2009-12), Rigot (2009-10), Crawford (2011-12), Koundoul (2012)

### JIM FERRY (5 seasons, 2013-17)

Glesmann (2013-17), Nash (2013-16), Rhodes (2013-15\*), Lawson (2016-17), Baudinet (2017)

\* - Rhodes served as assistant coach for three-plus seasons before moving to director of operations during the 2015-16 season for medical reasons (replaced by Lawson)

### KEITH DAMBROT (6 seasons, 2018-)

McFadden (2018-), Thomas (2018-23), Weigand (2018-), Joyce - Assoc. HC (2023)

# TEAM

## NOTES

- The dunk was illegal from 1967-68 through 1975-76
- Freshmen became eligible in 1972-73
- The NCAA Tournament went to 64 teams in 1984-85
- The 45 second shot clock was introduced in 1985-86 and was changed to 35 seconds in 1993-94 it moved to 30 seconds in 2015-16
- The 3-pointer was introduced in 1986-87

## WINS AND LOSSES

### MOST GAMES WON

26	26-3	1953-54
----	------	---------

### MOST GAMES LOST

24	6-24	2021-22
24	3-24	2005-06

### FEWEST LOSSES

1	18-1	1934-35
1	15-1	1932-33

### FEWEST WINS

3	3-24	2005-06
---	------	---------

### BEST WIN-LOSS PERCENTAGE

.947	18-1	1933-35
------	------	---------

### WORST WIN-LOSS PERCENTAGE

.111	3-24	2005-06
------	------	---------

### 20-WIN SEASONS

15 total		
1940 (20-3), 1947 (20-2), 1950 (23-6), 1952 (23-4), 1953 (21-8), 1954 (26-3), 1955 (22-4), 1962 (22-7), 1969 (21-5), 1971 (21-4), 1972 (20-5), 1981 (20-10), 2009 (21-13), 2020 (21-9), 2023 (20-13)		

### 20-LOSS SEASONS

11 total		
1988 (11-21), 1990 (7-22), 1999 (5-23), 2000 (9-20), 2001 (9-21), 2003 (10-20), 2005 (8-22), 2006 (3-24), 2013 (8-22), 2017 (10-22), 2022 (6-24)		

### MOST ATLANTIC 10 WINS

11	11-7	2019-20
10	10-3	1980-81
10	10-8	1990-91
10	10-6	2010-11
10	10-8	2018-19
10	10-8	2022-23

### MOST ATLANTIC 10 LOSSES

16	1-16	2021-22
15	1-15	1997-98
15	1-15	2005-06
15	1-15	2012-13
15	3-15	2016-17

### MOST HOME WINS

16	16-0	1949-50
16	16-1	1971-72
16	16-4	2022-23
15	15-3	1950-51
14	14-2	1947-48
14	14-2	1980-81
14	14-5	2018-19

### FEWEST HOME WINS

2	2-13	2005-06
3	3-11	2021-22

3	3-1	1917-18
4	4-3	1918-19
4	4-5	1937-38
4	4-8	1994-95
4	4-9	1998-99
4	4-9	2004-05

### MOST ROAD WINS

10	10-1	1934-35
9	9-1	1951-52
9	9-1	1933-34
9	9-0	1932-33
9	9-8	1929-30
9	9-2	1922-23
8	8-5	1931-32
8	8-0	1939-40
8	8-1	1946-47
8	8-2	1970-71
8	8-7	2008-09
8	8-7	2010-11

### FEWEST ROAD WINS

0	0-1	1915-16
0	0-3	1913-14
0	0-3	1918-19
0	0-6	1919-20
0	0-9	1966-67
0	0-12	2000-01

## STREAKS

### MOST CONSECUTIVE WINS

24	last 10 g. of 1933-34; first 14 g. of 1934-35
23	last game of 1952-53; first 22 g. of 1953-54
23	last 14 g. of 1932-33; first 9 g. of 1933-34
22	all in 1953-54
21	last game of 1942-43; first 20 g. of 1946-47*
20	all in 1946-47

\* - DU did not field a team from 1944-46

### MOST CONSECUTIVE LOSSES

17	6-24	2021-22
17	5-23	1998-99
14	7-22	1989-90
11	8-22	2012-13
10	9-20	1999-00

### MOST CONSECUTIVE WINS - SINGLE SEASON

22	26-3	1953-54
20	21-2	1946-47
18	23-4	1951-52
16	23-6	1949-50

### MOST CONSECUTIVE WINS - START OF SEASON

22	26-3	1953-54
20	21-2	1946-47
18	23-4	1951-52
16	23-6	1949-50

### MOST CONSECUTIVE LOSSES - START OF SEASON

0-3	11-21	1987-88
0-3	3-24	2005-06

### MOST CONSECUTIVE HOME WINS

24	1934-38	2/9/34 thru 12/13/37 Old campus gym
23	1953-55	1/8/53 thru 12/20/54 Duquesne Gardens

20	1969-71	2/9/69 thru 12/22/70 Civic Arena
----	---------	-------------------------------------

### MOST CONSECUTIVE HOME LOSSES

11	2005-06	12/27/05 thru 3/4/06
9	1998-99	11/28/98 thru 2/14/99
8	2021-22	1/15/22 to current
8	2012-13	1/12/13 thru 3/6/13

### MOST CONSECUTIVE HOME WINS - SINCE CONFERENCE PLAY (1976-77)

14	1/5/91 thru 2/5/92	Palumbo Center
13	12/11/80 thru 3/6/81	Civic Arena

### MOST CONSECUTIVE ROAD WINS

11	1938-39 (1), 1939-40 (8), 1940-41 (2)
8	1952-53 (3), 1953-54 (5)
7	1970-71

### MOST CONSECUTIVE ROAD LOSSES

22	1999-00 (7), 2000-01 (12), 2001-02 (3)
14	1995-96 (9), 1996-97 (5)
11	1965-66 (1), 1966-67 (9), 1967-68 (1)
11	2021-22 (8), 2022-23 (3)
10	1998-99
10	2014-15

### MOST CONSECUTIVE A-10 WINS

8	2010-11	10-6
5	2019-20	11-7
5	2006-07	6-10
5	1980-81	10-3
5	2018-19	10-8

### MOST CONSECUTIVE A-10 LOSSES

17	2021-22 (last 16 games), 2022-23 (1)
13	1998-99 (first 13 games)
10	2005-06 (9), 2006-07 (1)
9	2000-01 (9)
9	1999-00 (9)
9	2012-13 (9)

### MOST A-10 OPENING WINS

8-0	10-6	2010-11
5-0	11-7	2019-20
3-0	9-7	2008-09
3-0	7-11	2017-18

### MOST A-10 OPENING LOSSES

0-13	1-15	1998-99
0-9	1-15	2012-13
0-8	4-12	2001-02
0-7	5-13	1989-90
0-6	3-13	1995-96
0-6	1-15	2005-06

### MOST CONSECUTIVE A-10 HOME WINS

8	last two of 1979-80 & first six of 1980-81
8	1990-91
8	last three of 2010 & first five of 2011

### MOST CONSECUTIVE A-10 HOME LOSSES

11	2004-05 (1), 2005-06 (8), 2006-07 (2)
10	1997-98 (3), 1998-99 (7)
8	2012-13 (8)
8	2021-22 (8)
6	2015-16 (5), 2016-17 (1)
5	1995-95 (3), 1995-96 (2)



# TEAM

## MOST CONSECUTIVE A-10 ROAD WINS

3\* 2010-11

\* - at Saint Joseph's, at La Salle & at Fordham

## MOST CONSECUTIVE A-10 ROAD LOSSES

20 1999-00 (7), 2000-01 (8), 2001-02 (5)  
11 1994-95 (1), 1995-96 (8), 1996-97 (2)  
10 1996-97 (5), 1997-98 (5)  
10 1997-98 (2), 1998-99 (8)  
8 2021-22 (8) entering 2022-23

## TOP SINGLE-SEASON IMPROVEMENT

YEAR-TO-YEAR	RECORDS	IMPROVED
2022 to 2023	6-24 / 20-13	+12.5
1967 to 1968	7-15 / 18-7	+9.5
1960 to 1961	8-15 / 15-7	+7.5
1938 to 1939*	6-11 / 14-4	+7.5
1951 to 1952	16-11 / 23-4	+7.0
1990 to 1991	7-22 / 13-15	+6.5
2007 to 2008	10-19 / 17-13	+6.5
2006 to 2007	3-24 / 10-19	+6.0
2017 to 2018	10-22 / 16-16	+6.0

\* - pre-World War II

NCAA criteria to determine games improved: Add the difference in victories between the two seasons to the difference in losses, then divide by two.

## SCORING

### MOST POINTS - ALL GAMES

129-59	W	Howard	Nov. 9, 2007
127-85	W	vs. St. Peter's (N)	Feb. 17, 1973
123-55	W	St. Vincent	Dec. 1, 1969
120-112	W	Omaha (CBI)	Mar. 16, 2016
120-75	W	vs. Marshall (N)	Dec. 5, 1969
119-88	W	St. Peter's	Dec. 23, 1971
118-72	W	Houston Baptist	Dec. 31, 2011
116-95	W	Rhode Island	Feb. 14, 1971
114-107	W	vs. Iona (N)	Jan. 22, 1991
111-110	W	Fordham+	Mar. 5, 2010
111-105	W	at La Salle+	Feb. 7, 2007
111-92	W	at St. Bonaventure+	Feb. 3, 2007
111-71	W	at Saint Francis (N)	Jan. 13, 1971

+ - most points by Duquesne in an Atlantic 10 game

### MOST POINTS - SEASON

2,704 79.5 ppg. 2015-16

### MOST POINTS - HOME

129-59	W	Howard*	Nov. 9, 2007
123-55	W	St. Vincent	Dec. 1, 1969
120-112	W	Omaha (CBI)	Mar. 16, 2016
119-88	W	St. Peter's	Dec. 23, 1971
118-72	W	Houston Baptist*	Dec. 31, 2011
116-95	W	Rhode Island	Feb. 14, 1971
111-110	W	Fordham*	Mar. 5, 2010
110-67	W	Bluefield State	Nov. 13, 2010
110-77	W	Nevada-Reno	Dec. 16, 1971
109-74	W	St. Bonaventure*	Feb. 23, 1989
109-90	W	George Washington*	Feb. 16, 1989

\* - indicates Palumbo Center games

DU has scored 105 points in a home game five times with a 105-74 win over Massachusetts on Feb. 18th, 1989 the last

### MOST POINTS - ROAD

111-105	W	at La Salle	Feb. 7, 2007
111-92	W	at St. Bonaventure	Feb. 3, 2007

109-66	W	at Geneva*	Feb. 18, 1953
108-116	L	at Virginia Tech (2 OT/NIT)	Mar. 18, 2009
108-104	W	at Xavier	Dec. 21, 1991
107-101	W	at Saint Francis (2 OT)	Feb. 26, 1975
105-116	L	at Xavier (OT)	Feb. 24, 1996
102-81	W	at Abilene Christian	Nov. 22, 2014
101-84	W	at La Salle	Feb. 9, 2008
101-64	W	at Westminster	Feb. 21, 1953
100-89	W	at Rhode Island	Feb. 18, 1988
100-109	L	at Dayton (3 OT)	Feb. 20, 1981
100-76	W	at DePaul	Feb. 11, 1970

\* - first 100-point game in school history

### MOST POINTS - NEUTRAL SITE

127-85	W	vs. St. Peter's%	Feb. 17, 1973
120-75	W	vs. Marshall*	Dec. 5, 1969
114-107	W	vs. Iona+	Jan. 22, 1991
111-71	W	vs. Saint Francis<	Jan. 13, 1971
109-103	W	vs. Saint Francis#	Mar. 6, 1968

% - at Madison Square Garden, New York City

\* - Steel Bowl at Pitt Fitzgerald Field House

+ - at Madison Square Garden, New York City

< - at Johnstown, Pa.; # - at Altoona, Pa.

### MOST POINTS AT UPMC COOPER FIELDHOUSE/PALUMBO CENTER

129-59	W	Howard	Nov. 9, 2007
120-112	W	Omaha (CBI)	Mar. 16, 2016
118-72	W	Houston Baptist	Dec. 31, 2011
111-100	W	Fordham	Mar. 5, 2010
111-87	L	by Rhode Island	Feb. 11, 2007

### MOST POINTS IN AN ATLANTIC 10 GAME

111-100	W	Fordham	Mar. 5, 2010
111-105	W	at La Salle	Feb. 7, 2007
111-92	W	at St. Bonaventure	Feb. 3, 2007

### MOST POINTS - LOSING GAME

108	at Virginia Tech 116, Duquesne 108 (2 OT)	Mar. 18, 2009
-----	---	---------------

### HIGHEST COMBINED SCORE

232	Duquesne 120, Omaha 112 (CBI)	Mar. 16, 2016
224	at Virginia Tech 116, Duquesne 108 (2 OT)	Mar. 18, 2009
221	at Xavier 116, Duquesne 105 (OT)	Feb. 24, 1996
221	Duquesne 114, Iona 107 (N)	Jan. 22, 1991

### MOST POINTS ALLOWED - GAME

133	Arizona 133, Duquesne 78 (N)	Nov. 27, 1987
-----	------------------------------	---------------

### MOST POINTS ALLOWED - SEASON

2,677 78.7 ppg. 2015-16

### MOST POINTS PER GAME - SEASON

(Since 1953-54)

85.8	2,145 points in 25 games	1970-71
85.6	2,054 points in 24 games	1969-70
82.7	1,902 points in 23 games	1963-64
82.4	2,060 points in 25 games	1967-68
82.33	2,470 points in 30 games	2007-08
82.28	2,057 points in 25 games	1974-75

### MOST PPG ALLOWED - SEASON

(Since 1953-54)

84.5	2,450 points in 29 games	2006-07
82.5	2,639 points in 32 games	1987-88
82.4	2,059 points in 25 games	1974-75

81.4	2,361 points in 29 games	1988-89
79.1	2,214 points in 28 games	1990-91

### FEWEST POINTS - ALL GAMES

(Since World War II - 1942-43)

31-49	L	vs. St. Bonaventure (NIT)	Mar. 12, 1952
33-34	L	St. Peter's (NIT)	Mar. 10, 1980
37-81	L	at #24 (AP) Temple	Jan. 29, 2000
39-68	L	at #6 (AP) West Virginia	Dec. 9, 2009
39-89	L	at #11 (AP) Maryland	Nov. 30, 2002
39-36	W	at Saint Francis	Mar. 11, 1961
39-57	L	at Georgetown	Mar. 4, 1947

### FEWEST POINTS - SEASON

(Since 1953-54)

1,205*	66.9 ppg.	2020-21
1,449	65.9 ppg.	1957-58

\* - abbreviated 18-game season due to pandemic

### FEWEST POINTS IN A VICTORY

(Since World War II - 1942-43)

39-36	W	at Saint Francis	Mar. 11, 1961
43-34	W	Steubenville	Dec. 4, 1972
43-36	W	Syracuse	Dec. 11, 1950
43-40	W	at Baldwin-Wallace	Feb. 21, 1947
44-39	W	at Geneva	Feb. 14, 1949
44-41	W	at Geneva	Feb. 23, 1948
45-43	W	Akron	Jan. 17, 1948
45-29	W	Geneva	Jan. 5, 1948
46-45	W	Nevada (OT)	Dec. 16, 1946
47-38	W	Georgetown	Feb. 28, 1947
48-45	W	Fordham	Jan. 9, 2021
48-39	W	Richmond	Dec. 5, 1973
48-36	W	Lafayette	Feb. 5, 1948
48-35	W	Bucknell	Feb. 2, 1948
48-43	W	at Akron	Dec. 31, 1946

### FEWEST POINTS - SHOT CLOCK ERA

(Since 1985-86)

37-81	L	at #24 (AP) Temple	Jan. 29, 2000
39-68	L	at #6 (AP) West Virginia	Dec. 9, 2009
39-89	L	at #11 (AP) Maryland	Nov. 30, 2002
40-72	L	at Temple	Jan. 13, 1996
41-68	L	at Saint Louis	Jan. 21, 2012
41-89	L	at St. Joseph's	Jan. 3, 2007
41-74	L	at Cincinnati	Dec. 1, 2001
41-67	L	vs. #22 (AP) Xavier (MCC)	Dec. 12, 1993
42-56	L	Xavier	Jan. 9, 1999
43-57	L	North Dakota State	Nov. 20, 2012
43-67	L	Temple	Jan. 18, 1990
44-88	L	Dayton	Jan. 12, 2002
44-63	L	at Dayton	Feb. 17, 1999

### FEWEST POINTS PER GAME - SEASON

(Since 1953-54)

61.9	1,733 points in 28 games	1998-99
63.8	1,786 points in 28 games	1983-84
64.0	1,792 points in 28 games	2001-02
64.4	1,932 points in 30 games	1984-85
65.2	1,956 points in 30 games	2021-22
65.2	1,499 points in 23 games	1959-60

### FEWEST PPG ALLOWED - SEASON

(Since 1953-54)

53.5	1,551 points in 29 games	1953-54
58.2	1,512 points in 26 games	1954-55
61.1	1,773 points in 29 games	1961-62
63.4	1,712 points in 27 games	1955-56
64.0	1,536 points in 24 games	1958-59

# TEAM

## FEWEST POINTS ALLOWED - GAME

(since 1953-54)

25 Duquesne 61, Carnegie Tech 25 Dec. 5, 1955

## MOST POINTS IN A HALF

73	2nd	Howard	W	129-59	Nov. 9, 2007
70	2nd	vs. Saint Peter's	W	127-85	Feb. 17, 1973
69	2nd	Omaha (CBI)	W	120-112	Mar. 16, 2016
68	2nd	St. Vincent	W	123-55	Dec. 1, 1969
66	2nd	Houston Baptist	W	118-72	Dec. 31, 2011
66	2nd	Xavier	W	105-63	Feb. 25, 1970
66	2nd	Virginia Tech	W	99-84	Dec. 5, 1964
64	2nd	at La Salle	W	111-105	Feb. 7, 2007
63	1st	Marshall (SB)	W	120-75	Dec. 5, 1969
62	2nd	Radford+	W	88-82	Dec. 6, 1997
62	2nd	at Iona	W	114-107	Jan. 22, 1991
62	2nd	Miami, Fla. (SB)	L	95-99	Dec. 4, 1964

+ - Duquesne, which trailed 47-28 (-19) with 18:31 to go in the second half, tied it a 58-58 with 10:03 to go (30-11 run in 8:28)  
SB - Steel Bowl, Pittsburgh Civic Arena

## FEWEST POINTS IN A HALF

11	2nd	Dayton	L	44-88	Jan. 12, 2002
12	1st	at Saint Joseph's	L	41-89	Jan. 3, 2007
13	1st	at Dayton	L	50-82	Feb. 13, 2002
13	1st	Saint Peter's	L	33-34	Mar. 10, 1980
14	1st	at West Virginia	L	41-61	Jan. 21, 1984
14	1st	Detroit	L	45-60	Mar. 2, 1975
15	2nd	Dayton	L	54-57	Feb. 22, 2014
15	2nd	at Saint Louis	L	41-68	Jan. 21, 2012
16	1st	at Davidson	L	60-74	Jan. 24, 2017
16	1st	at Xavier	L	50-78	Jan. 11, 2012
16	1st	Oakland	L	53-67	Nov. 22, 2006
16	1st	at Temple	L	37-81	Jan. 29, 2000
16	1st	at Canisius	L	71-88	Dec. 22, 1998
16	1st	at Rutgers	L	56-75	Feb. 20, 1982
16	1st	vs. Rutgers (N)*	L	51-58	Dec. 18, 1982
16	1st	at West Virginia	L	63-92	Feb. 7, 1979

\* - Kentucky Tournament, Lexington, Ky.

## MOST POINTS ALLOWED IN A HALF

80	2nd	Omaha (CBI)	W	120-112	Mar. 16, 2016
70	2nd	vs. Arizona (N)+	L	78-133	Nov. 27, 1981
68	2nd	Saint Joseph's	L	87-100	Feb. 27, 1992
66	2nd	at N.C. State	L	77-126	Dec. 7, 1989
65	1st	at Illinois	L	81-112	Dec. 9, 1988
64	2nd	at Xavier	L	105-116	Feb. 24, 1996
63	2nd	Ohio	W	96-91	Jan. 7, 2004
63	1st	vs. Arizona (N)+	L	78-133	Nov. 27, 1981
63	2nd	George Washington	L	60-99	Feb. 28, 1985
63	2nd	Penn State	W	94-82	Jan. 10, 1983
62	2nd	at Iona	W	114-107	Jan. 22, 1991

+ - Great Alaska Shootout, Anchorage, Alaska

## FEWEST POINTS ALLOWED IN A HALF

5*	2nd	Loyola, N.O.	W	77-31	Dec. 18, 1951
11	2nd	Richmond	W	48-39	Dec. 5, 1973
12	2nd	at West Virginia	W	49-38	Feb. 6, 1980
13	1st	Saint Louis	W	81-71	Jan. 13, 2016
13	1st	Savannah State	W	58-44	Dec. 5, 2009
13	2nd	Steubenville	W	43-34	Dec. 4, 1972
14	1st	Florida Atlantic	W	74-47	Feb. 26, 1995
14	1st	Ohio Dominican	W	83-45	Nov. 29, 1983
15	2nd	at Fordham	W	64-41	Jan. 6, 2018
15	1st	George Mason	W	62-53	Jan. 31, 2015
15	1st	High Point	W	84-55	Nov. 14, 2008
15	2nd	Saint Peter's	L	33-34	Mar. 10, 1980

\* - Duquesne led 39-26 at the half

## LARGEST HALFTIME LEADS

post WWII

+45	63-18	Marshall (SB)	120-75	Dec. 5, 1969
+37	53-16	Delaware State	97-48	Dec. 9, 2017
+37	52-15	University of Mexico	99-35	Jan. 2, 1954
+33	49-16	Saint Vincent	85-33	Jan. 20, 1962
+32	55-23	Saint Vincent	123-55	Dec. 1, 1969
+32	52-20	Saint Vincent	95-54	Dec. 1, 1965
+30	50-20	at GW	93-67	Feb. 4, 2023
+28	43-15	High Point	84-55	Nov. 14, 2008

SB - Steel Bowl

## LARGEST HALFTIME DEFICITS

confirmed through 1987-88

-43	12-55	vs. Stanford (N)	27-92	Jan. 1, 1938
-32	20-52	at Saint Joseph's	75-84	Jan. 15, 2014
-31	19-50	at #11 Maryland	39-89	Nov. 30, 2002
-29	12-41	at Saint Joseph's	41-89	Jan. 3, 2007
-29	31-60	at #19 NC State	77-126	Dec. 7, 1989
-29	21-50	at Temple	55-98	Feb. 12, 1989
-28	16-44	at Xavier	50-78	Jan. 11 2012
-27	23-50	at #2 Kentucky	59-93	Nov. 20, 2016
-26	18-44	vs. #22 VCU (CEC)	63-90	Jan. 19, 2013
-26	31-57	at Fordham	63-90	Jan. 15, 2006
-26	26-52	#1 UMass	53-103	Jan. 24, 1995
-26	32-58	at West Virginia	73-107	Jan. 7, 1991
-26	18-44	#1 Temple	55-94	Feb. 25, 1988

The Stanford game was played in Cleveland. Stanford's Hank Luisetti became the first college player to score 50 in a game.

## 100-POINT GAMES

### ALL-TIME 100-POINT GAMES

DATE	OPPONENT	W/L	DU-OPP
Nov. 9, 2007	Howard	W	129-59
Feb. 17, 1973	at St. Peter's (N)	W	127-85
Dec. 1, 1969	St. Vincent	W	123-55
Mar. 16, 2016	Omaha (CBI)	W	120-112
Dec. 5, 1969	Marshall (N)	W	120-75
Dec. 23, 1971	St. Peter's	W	119-88
Dec. 31, 2011	Houston Baptist	W	118-72
Feb. 14, 1971	Rhode Island	W	116-95
Jan. 22, 1991	at Iona (N)	W	114-107
Mar. 5, 2010	Fordham	W	111-100
Feb. 7, 2007	at La Salle	W	111-105
Feb. 3, 2007	at St. Bonaventure	W	111-92
Jan. 13, 1971	at St. Francis (Pa.) (N)	W	111-71
Nov. 13, 2010	Bluefield State	W	110-67
Dec. 16, 1971	Nevada	W	110-77
Feb. 23, 1989	St. Bonaventure	W	109-74
Feb. 16, 1989	George Washington	W	109-90
Mar. 6, 1968	at St. Francis (Pa.) (N)	W	109-103
Feb. 18, 1953	at Geneva	W	109-66
Mar. 18, 2009	at Va. Tech (2 OT) (NIT)	L	108-116
Dec. 21, 1991	at Xavier	W	108-104
Feb. 17, 1965	St. Francis (Pa.)	W	108-91
Feb. 26, 1975	at St. Francis (Pa.) (2 OT)	W	107-101
Jan. 21, 1971	Cleveland State	W	106-60
Dec. 4, 1967	American	W	106-64
Feb. 24, 1996	at Xavier (OT)	L	105-116
Feb. 18, 1989	Massachusetts	W	105-74
Dec. 29, 1988	Indiana (Pa.)	W	105-69
Feb. 25, 1973	Creighton	W	105-73
Feb. 25, 1970	Xavier	W	105-63
Feb. 22, 1970	Boston College	W	105-72
Dec. 6, 1988	St. Francis (Pa.)	W	104-80
Feb. 15, 1973	Chicago State	W	104-64
Feb. 20, 1971	vs. St. Peter's	W	104-98
Feb. 14, 2010	La Salle	W	103-82
Jan. 14, 1980	Holy Cross	W	103-88
Jan. 5, 1970	American	W	103-64
Nov. 22, 2014	at Abilene Christian	W	102-81
Feb. 6, 2008	Saint Joseph's	W	102-88
Jan. 4, 1997	Radford	W	102-92
Jan. 2, 1965	Columbia	W	102-65
Jan. 13, 2018	La Salle (3 OT)	W	101-94
Nov. 27, 2010	UMBC	W	101-69
Feb. 9, 2008	at La Salle	W	101-84
Dec. 10, 1987	Slippery Rock	W	101-83
Feb. 15, 1970	Fairfield	W	101-62
Dec. 16, 1963	Baldwin Wallace	W	101-81
Feb. 21, 1953	at Westminster	W	101-64
Feb. 18, 1988	at Rhode Island	W	100-89
Feb. 20, 1981	at Dayton (3 OT)	L	100-109
Dec. 2, 1976	Wheeling	W	100-70
Jan. 11, 1976	Massachusetts	W	100-69
Dec. 6, 1974	Pitt	W	100-94

Feb. 11, 1970	at DePaul	W	100-76
Jan. 9, 1968	Iona	W	100-47
Dec. 9, 1967	Pitt	W	100-66

## MOST 100-POINT GAMES IN A SEASON

7 1969-70

## MOST CONSECUTIVE 100-POINT GAMES

3 Feb. 16 to Feb. 23 1988-89

109-90 over George Washington, 105-74 over UMass and 109-74 over St. Bonaventure (all home games)

## 100-POINT GAMES BY COACH

HEAD COACH	100-POINT G.	GAMES
Red Manning	23	385
Ron Everhart	11	188
Jim Satalin	7	205
John Cinicola	4	108
Jim Ferry	2	157
Scott Edgar	2	84
John Carroll	2	171
Mike Rice	2	111
Dudey Moore	2	261
Keith Dambrot	1	175

## MOST 100-POINT GAMES VS. OPPONENT

OPPONENT	TOT	LAST	H/A	SCORE
Saint Francis, Pa.	5	Dec. 6, 1988	H	104-80
La Salle	4	Jan. 13, 2018	H	101-94
Saint Peter's	3	Feb. 17, 1973	N	127-85
Xavier	3	Feb. 24, 1996 (OT)	A	105-116
American	2	Jan. 5, 1970	H	103-64
Iona	2	Jan. 22, 1991	N	114-107
Massachusetts	2	Feb. 18, 1989	H	105-74
Pittsburgh	2	Dec. 6, 1974	H	100-94
Rhode Island	2	Feb. 18, 1988	A	100-89
St. Bonaventure	2	Feb. 3, 2007	A	111-92

## SCORING MARGIN

### LARGEST MARGINS OF VICTORY

+70	Duquesne 129, Howard 59	Nov. 9, 2007
+70	Duquesne 90, Canisius 20	Feb. 14, 1915
+68	Duquesne 123, St. Vincent 55	Dec. 1, 1969
+66	Duquesne 67, Calif. Normal 1	Jan. 12, 1915
+65	Duquesne 76, Thiel 11	Mar. 7, 1916
+64	Duquesne 99, U. of Mexico 35	Jan. 2, 1954

### LARGEST MARGINS OF DEFEAT

-65	92-27	to Stanford*	Jan. 1, 1938
-55	133-78	at Arizona	Nov. 27, 1987
-52	109-57	at Geo. Washington	Jan. 28, 2002
-50	89-39	at #11 (AP) Maryland	Nov. 30, 2002
-50	103-53	to #1 (AP) UMass	Jan. 24, 1995

\* - at Cleveland, Ohio

### LARGEST MARGINS OF VICTORY - HOME

+70	129-59	Howard	Nov. 9, 2007
+70	90-20	St. Canisius	Feb. 24, 1915
+68	123-55	St. Vincent	Dec. 1, 1969
+66	67-1	California Normal	Jan. 12, 1915
+65	76-11	Thiel	Mar. 7, 1916

### LARGEST MARGINS OF VICTORY - ROAD

+46	60-14	at Franklin College	Feb. 22, 1915
+44	82-38	at Iona	Mar. 1, 1969
+43	109-66	at Geneva*	Feb. 18, 1953

# TEAM

+42	127-85	at St. Peter's	Feb. 17, 1973
+40	111-71	at Saint Francis	Jan. 13, 1971
+40	71-31	at Ambridge Collegians	Dec. 12, 1936

\* - first 100-point game in Duquesne history

## LARGEST MARGINS OF VICTORY - NEUT.

+38	97-59	Miami, Ohio*	Dec. 19, 1980
+33	55-22	St. John's+	Jan. 22, 1926
+26	75-49	NYU^	Dec. 26, 1953

\* - Golden Gate Tournament, San Francisco, Calif.

+ - at Annapolis, Md.

^ - Holiday Festival, Madison Square Garden

## LARGEST MARGINS OF VICTORY - A-10

all but four of the 30 20-point victories have come at home  
(\*21 at Fordham on Jan. 25, 2009, +23 at Fordham on Jan. 6, 2018, +24 at Fordham on Jan. 27, 2021 and +26 at GW on Feb. 4, 2023 are the exceptions)

+37	93-56	Fordham	Feb. 25, 2004
+35	109-74	St. Bonaventure	Feb. 23, 1989
+31	100-69	Massachusetts	Jan. 11, 1976
+31	105-74	Massachusetts	Feb. 18, 1989
+30	96-66	Massachusetts	Feb. 15, 2017
+30	99-69	Massachusetts	Jan. 15, 1981
+29	95-66	Fordham	Feb. 2, 2002
+28	85-57	St. Bonaventure	Jan. 18, 1992
+27	87-60	La Salle	Jan. 26, 2016
+27	85-58	Saint Louis	Mar. 8, 2008
+27	88-61	Temple	Jan. 13, 1992
+26	93-67	at George Washington	Feb. 4, 2023
+26	88-62	Massachusetts	Jan. 18, 2004
+25	84-59	George Washington	Feb. 2, 2011
+25	92-67	George Washington	Jan. 26, 2008
+24	86-62	at Fordham	Jan. 27, 2021
+24	90-66	St. Bonaventure	Feb. 4, 1991
+23	75-52	George Mason	Feb. 8, 2023
+23	64-41	at Fordham	Jan. 6, 2018
+23	93-70	West Virginia	Mar. 2, 1983
+22	67-45	Saint Louis	Jan. 15, 2011
+22	88-66	Pitt	Feb. 5, 1978
+22	88-66	Massachusetts	Jan. 21, 1980
+22	94-72	St. Bonaventure	Feb. 12, 1990
+22	84-62	George Washington	Feb. 10, 1990
+21	103-82	La Salle	Feb. 14, 2010
+21	89-68	at Fordham	Jan. 25, 2009
+21	97-76	St. Bonaventure	Feb. 24, 1994
+20	83-63	La Salle	Jan. 5, 2000
+20	70-50	Virginia Tech	Feb. 27, 2000

## LARGEST MARGINS OF VICTORY - A-10 ROAD

+26	93-67	at George Washington	Feb. 4, 2023
+24	86-62	at Fordham	Jan. 27, 2021
+23	64-41	at Fordham	Jan. 6, 2018
+21	89-68	at Fordham	Jan. 25, 2009
+19	91-72	at Fordham	Jan. 26, 2011
+19	111-92	at St. Bonaventure	Feb. 3, 2007
+18	78-60	at Saint Joseph's	Jan. 8, 2020
+18	81-63	at Massachusetts	Feb. 16, 2011
+18	98-80	at St. Bonaventure	Jan. 10, 2009
+17	91-74	at La Salle	Feb. 22, 2023
+17	88-71	at La Salle	Jan. 19, 2011
+17	94-77	at UMass	Feb. 25, 2009
+17	101-84	at La Salle	Feb. 9, 2008
+17	72-55	at Rhode Island	Jan. 21, 2004
+17	79-62	at Rhode Island	Jan. 19, 1994

## FIELD GOALS

### MOST FIELD GOALS MADE

Game		
60	vs. St. Peter's (N)	Feb. 17, 1973
<i>Duquesne had 60 field goals and went 7-of-16 from the line in scoring a school record 127 points vs. St. Peter's at Madison Square Garden</i>		
Season		
950		2015-16

### MOST FIELD GOALS ATTEMPTED

Game		
97	at American (47-of-97)	Dec. 4, 1967
96	vs. St. Peter's (N) (60-of-96)	Feb. 17, 1973
96	at Saint Francis (48-of-96)	Feb. 17, 1965
Season		
2,068		1976-77

### HIGHEST FIELD GOAL PERCENTAGE

Game		
.741	vs. Wheeling (43-of-58)	Jan. 16, 1973
.723	at St. Bonaventure (34-of-47)	Feb. 23, 1991
Season		
.504	842-of-1,669	1972-73

### LOWEST FIELD GOAL PERCENTAGE

Game		
.229	at Cincinnati (11-of-48)	Dec. 1, 2001
Season		
.365	577-of-1,582	1998-99

## 3-POINT FIELD GOALS

### ALL-TIME THREE-POINT STATS

Year	3-FG	3-Att	Pct
1983	37	101	.366
1985	39	119	.328

experimental 19'9" line used in 1983; adopted by all in 1987

1987	61	176	.347
1988	73	228	.320
1989	113	319	.354
1990	162	432	.375
1991	148	415	.357
1992	139	373	.373
1993	146	433	.337
1994	137	429	.319
1995	160	503	.318
1996	166	456	.364
1997	176	479	.367
1998	163	468	.348
1999	142	480	.296
2000	178	567	.314
2001	156	440	.355
2002	152	436	.349
2003	170	464	.366
2004	175	515	.340
2005	178	549	.324
2006	166	482	.344
2007	239	722	.331
2008	215	680	.316

3-point arc moved from 19'9" to 20'9" prior to 2008-09 season

2009	296	825	.359
2010	172	659	.261
2011	256	712	.360
2012	199	594	.335
2013	244	722	.338
2014	218	600	.363
2015	245	663	.370
2016	322	883	.365
2017	226	677	.334
2018	261	745	.350

2019	271	841	.322
------	-----	-----	------

3-point arc moved from 20'9" to the international distance of 22'1 3/4" prior to 2019-20 season

2020	235	738	.318
2021	115	385	.299
2022	187	614	.305
2023	302	826	.366

Duquesne enters the 2023-24 season having hit at least one 3-pointer in 547 consecutive games.

### 3-POINT FIELD GOALS MADE

Game		
18	Delaware State (18-34)	Dec. 9, 2017
17	at George Washington (17-32)	Feb. 4, 2023
17	Penn State (17-34)	Nov. 20, 2015
17	at Virginia Tech (2 OT) (17-30)	Mar. 18, 2009
16	George Mason (2 OT) (16-37)	Jan. 20, 2018
16	UMBC (16-31)	Dec. 8, 2015
16	Bluefield State (16-39)	Nov. 13, 2010
Season		
322		2015-16

### 3-POINT FIELD GOALS ATTEMPTED

Game		
44	Rhode Island (14-of-44)	Feb. 11, 2007
Season		
883		2015-16

### HIGHEST 3-POINT PERCENTAGE

Game		
.818	at Robert Morris (9-of-11)	Dec. 10, 1991
Season		
.375	162-of-432	1989-90

### LOWEST 3-POINT PERCENTAGE

Game		
.000	vs. Fordham (A-10) (0-of-21)	Mar. 9, 2005
Season		
.261	172-of-659	2009-10

### 3-POINT FIELD GOALS MADE PER GAME

Season		
9.5	322 in 34 games	2015-16
9.2	302 in 33 games	2022-23
8.7	296 in 34 games	2008-09
8.5	271 in 32 games	2018-19
8.2	239 in 29 games	2006-07
8.2	261 in 32 games	2017-18

### 3-POINT FIELD GOALS ATT. PER GAME

Season		
26.3	841 in 32 games	2018-19
26.0	883 in 34 games	2015-16
25.0	826 in 33 games	2022-23
24.9	722 in 29 games	2006-07
24.6	738 in 30 games	2019-20

## FREE THROWS

### MOST FREE THROWS MADE

Game		
44	Penn State (44-of-60)	Jan. 10, 1983
Season		
668		1952-53

### MOST FREE THROWS ATTEMPTED

Game		
60	Penn State (44-of-60)	Jan. 10, 1983
Season		
1,077		1952-53



# TEAM

## HIGHEST FREE THROW PERCENTAGE

Game		
1.000	vs. St. Joseph's (A-10) (26-of-26)	Mar. 3, 1990
Season		
.764	360-of-471	2004-05

## LOWEST FREE THROW PERCENTAGE

Season		
.604	441-of-730	2009-10

## REBOUNDS

### MOST REBOUNDS

Game		
78	Chicago State	Feb. 15, 1973
73	*St. Peter's	Feb. 20, 1971
71	Iona	Jan. 9, 1968
70	at American	Dec. 4, 1967

\* - five different DU players had double-digit rebounds in the St. Peter's game: Mickey Davis (17), Garry Nelson (15), Barry Nelson (12), Jarrett Durham (12) and Jack Wojdowski (12)

Season		
1,610		1953-54

### HIGHEST REBOUND AVERAGE

Season		
55.5	1,610 in 29 g.	1953-54

## ASSISTS

(assists first recorded by the NCAA in 1983-84)

### MOST ASSISTS

Game		
35	Howard	Nov. 9, 2007
32	Indiana, Pa.	Dec. 29, 1988
30	Bluefield State	Nov. 13, 2010
30	George Washington	Feb. 16, 1989
30	St. Bonaventure	Feb. 23, 1989
29	Fordham	Feb. 25, 2004

Season		
571		2010-11

### HIGHEST ASSIST AVERAGE

Season		
17.97	539 in 30 games	2007-08

### FEWEST ASSISTS IN A GAME

1	at West Virginia	Jan. 21, 1984
---	------------------	---------------

Duquesne went 13-of-48 from the field with 22 turnovers in a 61-41 loss

1	at St. Bonaventure	Jan. 12, 1974
---	--------------------	---------------

Duquesne was credited with one assist on its 33 field goals in an 84-71 road loss

## STEALS

(steals first recorded by the NCAA in 1985-86)

### MOST STEALS

Game		
17	at Saint Joseph's	Jan. 15, 2014
17	vs. District of Columbia (N)	Nov. 18, 2011
17	at Massachusetts	Feb. 16, 2011
17	at La Salle	Jan. 19, 2011
17	at Houston Baptist	Jan. 8, 2011
17	at West Virginia	Dec. 19, 2001
17	Robert Morris	Dec. 7, 1992
17	Penn State	Jan. 10, 1983
17	Ohio Dominican	Nov. 29, 1983

### Season

317		2010-11
-----	--	---------

### HIGHEST STEALS AVERAGE

Season		
9.91	317 in 32 games	2010-11

## BLOCKED SHOTS

(blocks first recorded by the NCAA in 1985-86)

### MOST BLOCKED SHOTS

Game		
15	George Mason (2 OT)	Jan. 20, 2018
15	Saint Joseph's	Feb. 6, 2008
15	at Oakland	Nov. 20, 2007
13	at Xavier	Feb. 21, 2008
13	Saint Francis, Pa.	Dec. 21, 2007

Season		
220		2007-08

### HIGHEST BLOCKS AVERAGE

Season		
7.3	220 in 30 games	2007-08

## TURNOVERS

### MOST TURNOVERS FORCED

Game		
36	at Saint Francis	Dec. 9, 1992
31	St. Bonaventure	Jan. 31, 2009
31	Saint Francis	Nov. 27, 1996
31	Robert Morris	Dec. 11, 1980
30	Dayton	Jan. 29, 1996
30	Robert Morris	Dec. 7, 1992
30	Iona	Dec. 14, 1985

Season		
643		2010-11

### TURNOVERS FORCED/G SEASON

20.1	643 in 32 games	2010-11
------	-----------------	---------

### MOST TURNOVERS COMMITTED

Game		
38	at Arizona State	Dec. 28, 1992
35	at (#11 AP) Maryland	Nov. 30, 2002
35	at Saint Francis	Dec. 9, 1992
32	at New Mexico	Nov. 23, 1991

Season		
589		1997-98

### TURNOVERS COMMITTED/G SEASON

19.6	589 in 30 games	1997-98
------	-----------------	---------

### FEWEST TURNOVERS COMMITTED

Game		
3	New Hampshire	Dec. 11, 2021
5	Davidson	Mar. 7, 2015
5	at UMass Lowell	Dec. 21, 2013
5	New Hampshire	Nov. 13, 2013
5	at Fordham	Jan. 9, 2013
5	vs. Temple (A-10)	Mar. 14, 2009
5	vs. Massachusetts (A-10)	Mar. 3, 1999
5	at George Washington	Mar. 1, 1984

Season		
226		1990-91

### FEWEST AVG. TURNOVERS COMMITTED

Season		
8.1	226 in 28 games	1990-91

## PERSONAL FOULS

### MOST PERSONAL FOULS

Game		
38	at Xavier (OT)	Feb. 24, 1996
Season		
697		1986-87

### FEWEST PERSONAL FOULS

Game		
6	Seton Hill	Nov. 13, 2015
7	American	Nov. 28, 2021
7	vs. Marshall	Dec. 29, 2019
7	VMI	Dec. 4, 2019
7	vs. Bowling Green	Dec. 31, 2008
7	at La Salle	Feb. 17, 1974

Season		
310*		2020-21
343		1971-72

\* - abbreviated 18-game season due to pandemic

## DUNKS

(available since 2000-01)

### Season

112 in 33 games		2022-23
-----------------	--	---------

Austin Rotroff (26), Jimmy Clark III (23), Joe Reece (22), David Dixon (17), Tre Williams (8), Halil Barre (7), R.J. Gunn (5), Kevin Easley (2), Matus Hronsky (1), Quincy McGriff (1)

## GAMES

### MOST GAMES IN A SEASON

34		2015-16
34		2008-09
33		2022-23
32		2018-19
32		2017-18
32		2016-17
32		2010-11
32		2009-10
32		1987-88

## OVERTIME

### LONGEST GAME(S) – ALL 3 OT

George Washington 98, Duquesne 93	Mar. 2, 2022
Duquesne 101, La Salle 94	Jan. 13, 2018
Duquesne 80, at Notre Dame 76	Feb. 25, 1993
at Dayton 109, Duquesne 100	Feb. 20, 1981
Penn 84, at Duquesne 81	Jan. 31, 1976

### MOST OT GAMES IN A SEASON

6	2-4*	in 2009-10
4	3-1	in 1993-94
4	3-1	in 1990-91
4	3-1	in 1976-77

\* - included three double-overtime games

### LAST BACK-TO-BACK OT GAMES

2017-18		Jan. 20 & 24, 2018
---------	--	--------------------

A Jan. 20, 2018 95-89 double overtime win over George Mason followed by a 77-73 overtime loss to Richmond both at Palumbo Center

# INDIVIDUAL SINGLE-GAME

## SCORING

### MOST POINTS IN A GAME

50	Ron Guziak, Sr.	at St. Francis*	Mar. 6, 1968
48	B.B. Flenory, Jr.	vs. Ohio U.+	Dec. 30, 1978
47	Willie Somerset, Jr.	Xavier	Jan. 26, 1964
46	Aaron Jackson, Sr.	at Virginia Tech%	Mar. 18, 2009
46	Willie Somerset, Jr.	at St. Bonaventure	Jan. 4, 1964
44	Mark Stevenson, Sr.	vs. St. Joseph's^	Mar. 3, 1990
44	Sihugo Green, Sr.	Bowling Green	Jan. 16, 1956
43	Mark Stevenson, Sr.	West Virginia#	Jan. 30, 1990
42	Willie Somerset, Sr.	DePaul	Jan. 19, 1965
42	Jim Tucker, So.	Baldwin-Wallace	Mar. 3, 1952
41	B.B. Flenory, Jr.	vs. Marshall+	Dec. 29, 1978
40	Eric Williams Jr., So.	at Saint Louis	Mar. 6, 2019
40	Sihugo Green, Sr.	Dayton	Feb. 29, 1956

\* - game played at Altoona, Pa.

+ - at West Virginia Classic, Morgantown, W.Va.

% - National Invitation Tournament

^ - at Atlantic 10 Tournament, Philadelphia, Pa.

# - A.J. Palumbo Center scoring record

### TOP SCORING GAMES BREAKDOWN

Player, Opponent	FG-FGA	FT-FT	PTS
Ron Guziak at St. Francis	24-35	2-3	50
B.B. Flenory vs. Ohio U.	19-30	10-12	48
Willie Somerset vs. Xavier	17-31	13-13	47
Aaron Jackson at Va. Tech*	15-25	8-9	46
Willie Somerset at St. Bona	16-23	14-14	46
Mark Stevenson vs. St. Joe's+	15-20	10-10	44
Sihugo Green vs. BGSU	17fg	10-14	44

\* - included school record-tying eight 3-point field goals

+ - included four 3-point field goals

### MOST POINTS IN A GAME - SENIOR

50	Ron Guziak	at St. Francis*	Mar. 6, 1968
46	Aaron Jackson	at Va. Tech%	Mar. 18, 2009
44	Mark Stevenson	vs. St. Joe's^	Mar. 3, 1990
44	Sihugo Green	Bowling Green	Jan. 16, 1956
43	Mark Stevenson	West Virginia	Jan. 30, 1990
42	Willie Somerset	DePaul	Jan. 19, 1965
40	Sihugo Green	Dayton	Feb. 29, 1956

\* - game played at Altoona, Pa.

^ - at Atlantic 10 Tournament, Philadelphia, Pa.

% - National Invitation Tournament

### MOST POINTS IN A GAME- JUNIOR

48	B.B. Flenory	vs. Ohio U.*	Dec. 30, 1978
47	Willie Somerset	Xavier	Jan. 26, 1964
46	Willie Somerset	at St. Bona.	Jan. 4, 1964
41	B.B. Flenory	vs. Marshall*	Dec. 29, 1978
38	Sihugo Green	vs. Villanova^	Dec. 27, 1954
35	Collins Dobbs	Detroit	Dec. 19, 1987
35	Mike James	at Virginia Tech	Feb. 23, 1997

\* - at West Virginia Classic, Morgantown, W.Va.

^ - Holiday Festival, Madison Square Garden - Green's 38 points were a Holiday Festival record, his 30 second-half points were a MSG record for points in a half. The next night, Dick Ricketts broke Green's Holiday Festival record with 39 points vs. Dayton

### MOST POINTS IN A GAME - SOPHOMORE

42	Jim Tucker	Baldwin-Wallace	Mar. 3, 1952
40	Eric Williams Jr.	at Saint Louis	Mar. 6, 2019
37	John Davies	Westminster	Jan. 28, 1919
36	Mike James	at Xavier	Feb. 24, 1996
35	Ron Willard	Seton Hall	Feb. 8, 1963
35	Lionel Billingsy	Nevada-Reno	Dec. 16, 1971
35	Lionel Billingsy	Pitt	Dec. 30, 1971
33	Willie Somerset	at Penn*	Dec. 30, 1961

\* - Quaker City Tournament, Philadelphia, Pa.

### MOST POINTS IN A GAME - FRESHMAN

34	Primo Spears	La Salle	Mar. 5, 2022
34	Eric Williams Jr.	George Mason	Jan. 20, 2018
32	Sincere Carry	UIC	Nov. 12, 2018
32	Mike Morrissey	Canisius	Feb. 24, 1915
31	Wayne Smith	Akron	Nov. 28, 1998
31	Mike Lewis II	Massachusetts	Feb. 15, 2017
30	Primo Spears	vs. Rhode Island	Mar. 9, 2022
30	Jackie Johnson III	at GW	Mar. 2, 2022
30	Doug Arnold	at St. Francis	Jan. 8, 1978
29	Robert Mitchell	at Robert Morris	Nov. 13, 2006

### MOST POINTS IN FIRST VARSITY GAME

26	Tom Pipkins*	Robert Morris	Nov. 27, 1993
26	Jim Tucker	Bowling Green	Dec. 10, 1951
23	Dick Ricketts*	Bowling Green	Dec. 10, 1951
23	Garry Nelson	Long Island U.	Nov. 30, 1968
23	Scott Grote*	Youngstown St.	Nov. 13, 2006
22	Willie Somerset	St. Francis	Dec. 2, 1961
21	Jarrett Durham	Long Island U.	Nov. 30, 1968
21	Lionel Billingsy	Morehead State	Dec. 2, 1971

\* - Pipkins, Ricketts and Grote were freshmen, the others sophomores

### MOST POINTS VS. A RANKED TEAM

40	Si Green, Sr.	No. 3 Dayton	2/29/56
39	Dick Ricketts, Sr.	No. 3 Dayton<	12/29/54
33	Si Green, Jr.	No. 3 Cincinnati	2/14/55
33	Si Green, Jr.	No. 3 Dayton#	3/19/55
31	Ned Twyman, Sr.	No. 2 St. Bonaventure	3/1/61
30	Si Green, Sr.	No. 3 at Dayton	1/5/56
30	Ron Willard, Sr.	No. 4 at Providence	2/13/65
30	Tom Pipkins, Jr.	No. 6 Georgetown>	12/28/95
30	Tom Pipkins, Sr.	No. 16 at Xavier	1/25/97
< - Holiday Festival - Madison Square Garden, New York, N.Y.			
# - NIT Championship game - Madison Square Garden, New York, N.Y.			
> - at Lakeland, Fla.			

### MOST POINTS IN A HALF

32	Willie Somerset (38) vs. Va. Tech+	(2nd) Dec. 5, 1964
30	Sihugo Green (38) vs. Villanova*	(2nd) Dec. 27, 1954

+ - Steel Bowl at Fitzgerald Field House, Pittsburgh, Pa.

\* - Holiday Festival at Madison Square Garden, New York City, N.Y.

NOTE: Aaron Jackson scored 40 points in the second half (23) and two overtime periods (11 & 6) of a 116-108 NIT loss at Virginia Tech on Mar. 18, 2009

### MOST OPPONENT POINTS IN A GAME

53	Pete Maravich, LSU*	Dec. 30, 1968
50	Hank Luisetti, Stanford+	Jan. 1, 1938

\* - All-College Tournament, Oklahoma City, Okla.

+ - at Cleveland, Ohio

MARAVICH NOTE: Duquesne, coming off a win over No. 13 (AP) St. Bonaventure in the All-College Tournament's second round, entered the title game leading the nation in scoring defense at 57.3 ppg. Maravich scored 32 points in the second half to help LSU rally from a 76-66 deficit with 8:24 left.

LUISETTI NOTE: Luisetti, the 1938 Helms Athletic Foundation College Player of the Year, had 23 field goals and four free throws in becoming the first college player to score 50 points in a game.

## TRIPLE-DOUBLES

### ONLY OFFICIAL TRIPLE-DOUBLES IN DU HISTORY

17-11-10b	Shawn James vs. Saint Joseph's	Feb. 6, 2008
15-10-11a	T.J. McConnell vs. District of Columbia	Nov. 18, 2011 (N)

NOTE: Mickey Davis had 20 points, 11 rebounds and 12 assists in No. 10 (AP) Duquesne's 95-86 win at No. 11 (AP) La Salle on Feb. 17, 1971. Individual assists were officially recorded by the NCAA in 1950-51 & 1951-52, and permanently added in 1983-84. Blocked shots and steals were added in 1985-86.

## FIELD GOALS

### MOST FIELD GOALS MADE IN A GAME

24	Ron Guziak at St. Francis (24-of-35)	Mar. 6, 1969
----	--------------------------------------	--------------

### MOST FIELD GOAL ATTEMPTS IN A GAME

35	Ron Guziak at St. Francis (24-of-35)	Mar. 6, 1969
35	Willie Somerset at Xavier (16-of-35)	Jan. 23, 1965

### TOP FIELD GOAL PERCENTAGE

(minimum 15 attempts)

.882	Aaron Jackson at Radford (15-of-17)	Dec. 10, 2008
.882	Ruben Montanez vs. St. Peter's (15-of-17)	Feb. 17, 1973

(minimum 20 attempts)

.783	Willie Somerset vs. DePaul (18-of-23)	Jan. 19, 1965
------	---------------------------------------	---------------

## 3-POINTERS

### MOST 3-POINTERS MADE IN A GAME

9	(9-of-15) Eric Williams Jr vs. George Mason	Jan. 20, 2018
8	(8-of-13) Aaron Jackson at Va. Tech	Mar. 18, 2009
8	(8-of-13) Bryant McAllister at URI	Feb. 8, 2006
8	(8-of-12) Tony Petrarca at Pitt	Dec. 18, 1989

### MOST 3-POINT ATTEMPTS IN A GAME

15	(7-of-15) Tavian Dunn-Martin vs. St. Bonaventure	Feb. 8, 2020
15	(7-of-15) Frankie Hughes vs. George Washington	Feb. 16, 2019
15	(9-of-15) Eric Williams Jr. vs. George Mason	Jan. 20, 2018
15	(7-of-15) Tom Pipkins vs. Temple	Feb. 9, 1997
15	(7-of-15) Tom Pipkins vs. Pittsburgh	Nov. 29, 1995



# INDIVIDUAL SINGLE-GAME

## TOP 3-POINT PERCENTAGE

7-7	James Hargrove, Jr.	31 points
	at Robert Morris, Dec. 10, 1991	
6-6	*Dae Dae Grant, Jr.	25 points
	vs. Montana, Nov. 8, 2022	
5-5	Chad Baker, Fr.	19 points
	vs. Rhode Island, Jan. 20, 2021	
5-5	Isiaha Mike, Fr.	23 points
	vs. UMass, Feb. 15, 2017	
5-5	Micah Mason, So.	17 points
	vs. UMass Lowell, Dec. 20, 2014	
5-5	Quevyn Winters, Fr.	22 points
	at Temple, Feb. 14, 2013	
5-5	Nick Bosnic, Sr.	22 points
	at La Salle, Feb. 18, 1998	

**NOTE:** Dae Dae Grant produced basketball's version of a perfect game in the season opener vs. Montana, not missing a shot (8-of-8, including 6-of-6 from 3-point and 3-of-3 from the foul line) in scoring 25 points in 21 minutes vs. the Grizzlies. According to @OptaSTATS Grant was the only D-I player in the previous 25 years to score 25 or more points in a season opener without missing a field goal attempt or a free throw.

## REBOUNDS

### MOST REBOUNDS IN A GAME

29	Lionel Billingy vs. Wheeling, Jr.	Jan. 16, 1973
28	Dick Ricketts vs. Villanova, Sr.	Feb. 7, 1955
27	Willie Ross vs. Kent State	Feb. 2, 1965
27	Bob DePalma vs. Geneva	Dec. 14, 1956
27	Dick Ricketts at Westminster, Sr.	Feb. 12, 1955

Willie Ross posted back-to-back 20-rebound games at Seton Hall (20) and at St. Bonaventure (22) on Feb. 21 & 24, 1965

## ASSISTS

### MOST ASSISTS IN A GAME

12	Bryant McAllister vs. Fordham, Jr.	Feb. 4, 2006
12	Martin Osimani vs. Ohio, Jr.	Jan. 7, 2004
12	Clayton Adams vs. Indiana, Pa., Fr.	Dec. 3, 1987
12	Brian Shanahan vs. Iona, So.	Dec. 14, 1986
11	Sincere Carry at St. Bona., So.	Feb. 26, 2020
11	Derrick Colter at Saint Joseph's, Sr.	Mar. 5, 2016
11	Derrick Colter vs. Charlotte, Fr.	Mar. 6, 2013
11	T.J. McConnell vs. UDC, So.	Nov. 18, 2011
11	Martin Osimani vs. N.C. A&T, Sr.	Nov. 13, 2004
11	Tony Petrarca vs. Geo. Wash., Sr.	Feb. 10, 1990
11	Clayton Adams at Pitt, Jr.	Dec. 18, 1989
11	Clayton Adams at UMass, So.	Jan. 14, 1989
11	Rick Suder vs. Saint Joseph's, So.	Feb. 11, 1984
11	Andy Sisinni vs. Maryland, Sr.	Dec. 10, 1983
10	R. Castro-Caneddy vs. Del. St., Gr.	Dec. 9, 2017
10	Micah Mason vs. UMass, Sr.	Feb. 14, 2016
10	Micah Mason vs. La Salle, Sr.	Jan. 26, 2016
10	T.J. McConnell at Fordham, Fr.	Jan. 26, 2011
10	Eric Evans vs. Fordham, So.	Mar. 5, 2010
10	Aaron Jackson at USC Upstate, Sr.	Nov. 25, 2008
10	Kojo Mensah vs. St. Francis, Pa., Jr.	Dec. 21, 2007
10	Martin Osimani at St. Bona, Jr.	Feb. 1, 2004
10	Martin Osimani at West Virginia, Jr.	Dec. 13, 2003
10	Kenya Hunter vs. Detroit Mercy, Fr.	Feb. 20, 1993
10	Kenya Hunter at Evansville, Fr.	Jan. 28, 1993
10	Clayton Adams vs. Penn State (OT), Sr.	Jan. 19, 1991
10	Rick Suder vs. Indiana, Pa., Sr.	Dec. 2, 1985
10	Andy Sisinni vs. West Virginia, Sr.	Feb. 9, 1984

## STEALS

### MOST STEALS IN A GAME

7	Bill Clark at Houston Baptist, Sr.	Jan. 8, 2011
7	Aaron Jackson at St. Francis, Pa., Sr.	Nov. 20, 2008
7	Reggie Jackson at Saint Louis, Jr.	Jan. 6, 2007
7	Mike James vs. La Salle, Sr.	Jan. 31, 1998
7	Kenya Hunter at Evansville, Fr.	Jan. 28, 1993
7	Clayton Adams vs. Rutgers, Fr.	Feb. 11, 1988

## BLOCKS

### MOST BLOCKS IN A GAME

12	Shawn James at Oakland, Jr.	Nov. 20, 2007
10	Shawn James vs. Saint Joe's, Jr.	Feb. 6, 2008
9	Tyodus Verhoeven vs. G. Mason, Fr.	Jan. 20, 2018
9	Damian Saunders at ODU, Jr.	Dec. 30, 2009
7	Tre Williams at Fordham, So.	Jan. 12, 2022
7	Tre Williams vs. Colorado, So.	Nov. 20, 2021
7	Michael Hughes vs. Saint Louis, Jr.	Jan. 2, 2020
7	Michael Hughes at GW, So.	Jan. 20, 2019
7	Tyodus Verhoeven vs. Robt Morris, Fr.	Nov. 19, 2017
7	Darius Lewis vs. Saint Louis, Jr.	Jan. 13, 2016
7	Darius Lewis vs. Saint Louis, So.	Mar. 11, 2015
7	Damian Saunders vs. Saint Joe's, Jr.	Jan. 31, 2010
7	Damian Saunders vs. Canisius, Jr.	Dec. 16, 2009
7	Shawn James vs. La Salle, Jr.	Feb. 25, 2008
7	Shawn James at Xavier, Jr.	Feb. 21, 2008
7	Shawn James vs. St. Francis, Pa., Jr.	Dec. 21, 2007
7	Shawn James vs. Niagara, Jr.	Nov. 24, 2007
7	Derrick Alston vs. Saint Joe's, Fr	Jan. 5, 1991

## FREE THROWS

### MOST FREE THROWS MADE IN A GAME

19	(19-of-19) Dick Ricketts vs. Dayton*
	Dec. 29, 1954

\* - Holiday Festival at Madison Square Garden, New York, N.Y.

### TOP FREE THROW PERCENTAGE

1.000	(19-of-19) Dick Ricketts vs. Dayton*
	Dec. 29, 1954

\* - Holiday Festival at Madison Square Garden, New York, N.Y.

### CONSECUTIVE FREE THROWS MADE

42*	Dave Ricketts	1956-57
-----	---------------	---------

\* - the streak, which began at Dayton (Jan. 3) and ended vs. Niagara (Feb. 4) – a span of seven games, broke the then-NCAA record of 38 set by Columbia's Chet Forte

# INDIVIDUAL SEASON AND CAREER

## SCORING

MOST POINTS IN A SEASON					
Pts	Name	Cl	Year	G	Ppg
788	Mark Stevenson	Sr.	1989-90	29	27.2
662	Sihugo Green	Sr.	1955-56	27	24.5
661	Norm Nixon	Sr.	1976-77	30	22.0
657	Aaron Jackson	Sr.	2008-09	34	19.3
639	Derrick Alston	Sr.	1993-94	30	21.3
609	Derrick Colter	Sr.	2015-16	34	17.9
608	Micah Mason	Sr.	2015-16	34	18.4
606	Dick Ricketts	So.	2012-53	29	20.9
593	Rick Suder	Sr.	1985-86	29	20.5
593	Willie Somerset	Sr.	1964-65	24	24.7
580	James Hargrove	Sr.	1991-92	28	20.7
567	Willie Somerset	Jr.	1963-64	23	24.7
565	Willie Somerset	So.	1961-62	29	19.5
557	Derrick Alston	Jr.	1992-93	28	19.9
555	Collins Dobbs	Jr.	1987-88	32	17.3
551	Ovie Soko	Sr.	2013-14	30	18.4
551	Sihugo Green	Jr.	1954-55	25	22.0
542	Lionel Billingsy	So.	1971-72	25	21.7
530	Rick Suder	Jr.	1984-85	30	17.7
526	Mike James	Sr.	1997-98	30	17.5
524	Norm Nixon	Jr.	1975-76	25	21.0
523	Dick Ricketts	Sr.	1954-55	26	20.1
520	Bill Clark	Sr.	2010-11	32	16.3
520	Tom Pipkins	Sr.	1996-97	27	19.3
514	Emmett Sellers	Sr.	1986-87	29	17.7
513	Bryant McAllister	Sr.	2005-06	26	19.7
512	Jim Tucker	So.	1951-52	27	19.0
511	Dae Dae Grant	Jr.	2022-23	33	15.5
510	B.B. Flenory	Jr.	1978-79	25	20.4
504	Ronnie Dixon	Sr.	1980-81	30	16.8

MULTIPLE 500-PT SCORERS		
Year	Total	Players
2015-16	2	Colter (609), Mason (608)
1954-55	2	Di. Ricketts (523), Green (551)

MOST POINTS IN A CAREER "1,000-POINT CLUB" (39 total at Duquesne only)			
Pts	Name	Seasons	Years
1,963	Dick Ricketts	4	1952-55
1,903	Derrick Alston	4	1991-94
1,828	Tom Pipkins	4	1994-97
1,820	Wayne Smith	4	1999-02
1,805	Norm Nixon	4	1974-77
1,725	Willie Somerset	3	1962, '64-65
1,695	Derrick Colter	4	2013-16
1,628	Bill Clark	4	2008-11
1,605	Sihugo Green	3	1954-56
1,546	Bryant McAllister	4	2003-06
1,533	Bruce Atkins	4	1979-82
1,511	Damian Saunders	4	2008-11
1,485	Kevin Price	4	1995-98
1,459	Rick Suder	4	1983-86
1,428	Aaron Jackson	4	2006-09
1,411	Mike James	4	1995-98
1,394	Courtney Wallace	4	1998-01
1,382	B.B. Flenory	4	1977-80
1,355	Brian Shanahan	4	1986-89
1,339	Jarrett Durham	3	1969-71
1,337	Collins Dobbs	4	1985-86, '88-89
1,335	Emmett Sellers	4	1983-84, '86-87
1,269	Micah Mason	3	2014-16
1,245	Sean Johnson	4	2010-13
1,240	Kieron Achara	4	2004-08
1,227	B.J. Monteiro	4	2009-12
1,213	Tony Petrarca	4	1987-91
1,156	Lionel Billingsy	3	1972-74
1,148	Ron Willard	3	1963-65

1,141	Effrem Whitehead	4	1991-94
1,122	John Moore	4	1977-79, '81
1,099	Kevin Forney	4	2000-03
1,094	Moe Barr	3	1967-69
1,091	Jim Tucker	3	1952-54
1,055	Eric Evans	4	2009-12
1,049	Ron Guziak	3	1966-68
1,034	Ed Dahler	4	1947-50
1,014	Marcus Weathers	3	2019-21
1,000	Chuck Cooper	4	1947-50

< - Achara played in three games in 2006. He was granted a medical redshirt following the season

> - Petrarca played in five games in 1988. He was granted a medical redshirt following the season

**NOTE:** Duquesne had five eventual 1,000-point scorers on three consecutive teams from 2009 through 2011. The '09 team, which earned an NIT bid after making a run to the A-10 Championship game, featured: Aaron Jackson (Sr.), Bill Clark (So.), Damian Saunders (So.), B.J. Monteiro (Fr.) and Eric Evans (Fr.). The following year, freshman Sean Johnson replaced Jackson with the fivesome of Clark, Saunders, Monteiro, Evans and Johnson remaining intact for the 2010 and 2011 seasons.

**NOTE:** The 1998 Dukes are the only team to have three active 1,000-point scorers on the same team in Kevin Price, Mike James, and Nick Bosnic (Bosnic scored 82 of his 1,021 career points as a freshman at Maryland).

**NOTE:** When Bill Clark and Damian Saunders took the floor for DU's College Basketball Invitational game at Oregon on March 21, 2011, it marked the first time in school history that Duquesne played two 1,500-point scorers at the same time.

## ADDITIONAL 1,000-POINT SCORERS WHO PLAYED AT MULTIPLE SCHOOLS

1,682	Dae Dae Grant	3/2 a	2023-current
1,623	Mark Stevenson	3/1 b	1986-90
1,431	Micah Mason	1/3 c	2013-16
1,324	Marcus Weathers	1/2 d	2017-21
1,312	Emile Blackman	2/1 e	2015-17
1,115	Ovie Soko	3/1 f	2010-14
1,021	Nick Bosnic	1/3 g	1994-98

a - Grant scored 1,171 points as a freshman, sophomore and junior at Miami, Ohio (2020-22). He scored TBD in two seasons at Duquesne.

b - Stevenson scored 835 points as a freshman, sophomore and junior at Notre Dame (1986-88). He scored 788 as a senior at Duquesne.

c - Mason scored 162 as a freshman at Drake in 2012-13. He scored 1,269 in three seasons at Duquesne.

d - Weathers scored 310 points as a freshman at Miami, Ohio in 2016-17. He had 1,041 in three seasons at DU.

e - Blackman scored 913 points as a sophomore and junior at Niagara in 2015 & 2016 (he played as a freshman at D-II LIU Post). He scored 399 in one season as a graduate transfer at DU.

f - Soko scored 564 points as a freshman, sophomore & junior at UAB from 2010-12. He scored 551 in one season at DU.

g - Bosnic scored 82 points as a freshman at Maryland in 1994. He scored 939 in three seasons at Duquesne from 1996-98.

## 1,000-POINT SCORERS IN FIRST COLLEGIATE GAME

Tom Pipkins	26	Robert Morris Nov. 27, 1993
Jim Tucker	26	Bowling Green Dec. 10, 1951
Dick Ricketts	23	Bowling Green Dec. 10, 1951
Willie Somerset	22	Saint Francis, Pa. Dec. 2, 1961
Jarrett Durham	21	Long Island U. Nov. 30, 1968
Lionel Billingsy	21	Morehead State Dec. 2, 1971
Damian Saunders	19	Howard Nov. 9, 2007
Wayne Smith	18	Albany Nov. 14, 1998

Derrick Colter	17	at Albany Nov. 9, 2012
Tony Petrarca	17	Indiana, Pa. Dec. 2, 1986
Emile Blackman (as a soph. while at Niagara)	16	at Pitt Nov. 14, 2014
Effrem Whitehead	15	at Detroit Nov. 28, 1990
Norm Nixon	14	Wheeling Dec. 3, 1974
B.B. Flenory	14	Wheeling Dec. 2, 1976
Ed Dahler	14	Geneva Dec. 14, 1946
Sihugo Green	13	vs. Geneva (N) Dec. 5, 1953
Ron Guziak	13	St. Vincent Dec. 1, 1965
Kevin Price	12	Richmond Nov. 28, 1994
Marcus Weathers (while at Miami, Ohio)	11	Muskingum Nov. 11, 2016
Bill Clark	10	Howard Nov. 9, 2007
Micah Mason (while at Drake)	9	William Jewell Nov. 10, 2012
Brian Shanahan	8	at Robert Morris Nov. 30, 1985
B.J. Monteiro	7	High Point Nov. 14, 2008
Bryant McAllister	7	at (#5 AP) Pittsburgh Nov. 23, 2002
Collins Dobbs	7	Wheeling Dec. 3, 1984
Nick Bosnic (while at Maryland)	6	at Georgetown Nov. 26, 1993
Emmett Sellers	6	Indiana, Pa. Nov. 28, 1982
Ron Willard	6	Carnegie Mellon Dec. 1, 1962
John Moore	6	Wheeling Dec. 2, 1976
Moe Barr	6	Saint Francis, Pa. Dec. 1, 1966
Chuck Cooper	6	vs. Alliance (N) Dec. 5, 1946
Sean Johnson	5	Nicholls State Nov. 13, 2009
Aaron Jackson	5	Arkansas-Pine Bluff Nov. 22, 2005
Courtney Wallace*	4	at West Virginia *Dec. 12, 1997
Derrick Alston	4	at Detroit Nov. 28, 1990
Mark Stevenson (while at Notre Dame)	4	St. Joseph's, Ind. Nov. 22, 1985
Kieron Achara	3	Prairie View A&M Nov. 25, 2003
Bruce Atkins	3	at George Washington Dec. 1, 1979
Eric Evans	2	High Point Nov. 14, 2008
Kevin Forney*	2	vs. Pittsburgh (CA) *Dec. 20, 1999
Dae Dae Grant (while at Miami, Ohio)	0	Wright State Nov. 9, 2019
Ovie Soko (while at UAB)	0	Green Bay Nov. 13, 2009
Mike James	0	Richmond Nov. 28, 1994
Rick Suder	0	Indiana, Pa. Nov. 28, 1982

\* - did not gain eligibility until after first semester

MOST POINTS IN A SEASON BY CLASS				
Class	Name	Pts	Ppg	Year
Senior	Mark Stevenson	788	27.2	1989-90
Junior	Willie Somerset	567	24.7	1963-64
Sophomore	Dick Ricketts	606	20.9	1952-53
Freshman	Wayne Smith	466	16.6	1998-99

# INDIVIDUAL SEASON AND CAREER

## DOUBLE-DIGIT SCORING GAMES

### CAREER

No	Name	Years
98	Dick Ricketts	111 g. 1952-55
97	Derrick Alston	114 g. 1991-94
95	Wayne Smith	112 g. 1999-02
92	Derrick Colter	125 g. 2013-16
91	Tom Pipkins	112 g. 1994-97

## MOST CAREER 40-POINT GAMES

Name (Years)	Tot	Sr	Jr	So	Fr	Seasons
Willie Somerset (3)	3	1	2			1962, '64-65
B.B. Flenory (4)	2		2			1977-80
Sihugo Green (3)	2	2				1954-56
Mark Stevenson (1)	2	2				1990
Eric Williams Jr. (2)	1			1		2018-19
Aaron Jackson (4)	1	1				2006-09
Ron Guziak (3)	1	1				1966-68
Jim Tucker (3)	1			1		1952-54

## MOST CAREER 30-POINT GAMES

includes 40/50-point games

Name (Years)	Tot	Sr	Jr	So	Fr	Seasons
Willie Somerset (3)	16	7	7	2		1962, '64-65
Sihugo Green (3)	10	6	4			1954-56
Mark Stevenson (1)	7	7				1990
B.B. Flenory (4)	6	2	3	1		1977-80
Ned Twyman (3)	6	6				1959-61
Lionel Billingsy (3)	5			5		1972-74
Mike James (4)	4	2	1	1		1995-98
James Hargrove (2)	4	4				1991-92
Jarrett Durham (3)	4		3	1		1969-71
Dick Ricketts (4)	4	3	1			1952-55
Aaron Jackson (4)	3	3				2006-09
Bryant McAllister (4)	3	2	1			2003-06
Tom Pipkins (4)	3	2	1			1994-97
Derrick Alston (4)	3		3			1991-94
Arnd Neuhaus (3)	3		2	1		1987-89
Norm Nixon (4)	3	1	2			1974-77
Primo Spears (1)	2			2		2021-22
Eric Williams Jr. (2)	2			1	1	2018-19
Wayne Smith (4)	2			1	1	1999-02
Collins Dobbs (4)	2		2			1985-86, '88-89
Emmett Sellers (4)	2	1		1		1983-85, '87
Rick Suder (4)	2	1	1			1983-86
Doug Arnold (2)	2			1	1	1979-80
Ron Guziak (3)	2	2				1966-68
Ron Willard (3)	2	1		1		1963-65
Mike Rice (2)	2		2			1961-62
Jim Tucker (3)	2		2			1952-54
Jackie Johnson III (1)	1			1		2021-22
Sincere Carry (2)	1			1		2019-
T. Dunn-Martin (2)	1			1		2019-
Mike Lewis II (3)	1			1		2017-19
B. J. Monteiro (4)	1	1				2009-12
Bill Clark (4)	1		1			2008-11
Melquan Bolding (2)	1			1		2009-10
Courtney Wallace (4)	1	1				1998-01
Nick Bosnic (3)	1	1				1996-98
Alan Watkins (3)	1	1				1991-93
Brian Shanahan (4)	1	1				1986-89
Oscar Jackson (3)	1			1		1973-75
Ruben Montanez (3)	1	1				1971-73
Mickey Davis (2)	1		1			1970-71
Moe Barr (3)	1			1		1967-69
Bill Reilly (3)	1		1			1966-68
Frank Miniotas (3)	1	1				1963, '65-66
Willie Ross (3)	1		1			1963-65
Dennis Cuff (3)	1	1				1962-64
George Brown (3)	1	1				1958-60
Bernie Matthews (3)	1			1		1957-59
John Davies (4)	1			1		1918-19
Mike Morrissey (4)	1				1	1915-18
<b>Totals</b>	<b>126</b>	<b>59</b>	<b>37</b>	<b>22</b>	<b>8</b>	<b>1914-</b>

## ALL-TIME 30-POINT GAMES

all rankings listed from *The Associated Press*

### 1915

32	Mike Morrissey, Fr.	Canisius	2/24/15
----	---------------------	----------	---------

### 1919

37	John Davies, So.	Westminster	1/28/19
----	------------------	-------------	---------

### 1952

30	Jim Tucker, So.	Cincinnati	2/18/52
----	-----------------	------------	---------

42	Jim Tucker, So.	Baldwin-Wallace	3/3/52
----	-----------------	-----------------	--------

### 1953

	none		
--	------	--	--

### 1954

31	Dick Ricketts, Jr.	at Villanova	3/6/54
----	--------------------	--------------	--------

### 1955

34	Dick Ricketts, Sr.	Carnegie Tech	12/6/54
----	--------------------	---------------	---------

38	Dick Ricketts, Sr.	Geo. Washington (SB)	12/11/54
----	--------------------	----------------------	----------

38	Si Green, Jr.	vs. Villanova (HF)	12/27/54
----	---------------	--------------------	----------

39	Dick Ricketts, Sr.	vs. #14 Dayton (HF)	12/29/54
----	--------------------	---------------------	----------

33	Si Green, Jr.	#3 Cincinnati	2/14/55
----	---------------	---------------	---------

33	Si Green, Jr.	vs. #3 Dayton (NIT)	3/19/55
----	---------------	---------------------	---------

SB - Steel Bowl

HF - Holiday Festival, Madison Square Garden

NIT - NIT Championship game

**NOTE:** Green scored 30 in the second half in setting a Holiday Festival scoring record vs. Villanova; Ricketts broke the record in DU's next game with 39 points in a win over No. 3 (AP) Dayton

### 1956

30	Si Green, Sr.	at #3 Dayton	1/5/56
----	---------------	--------------	--------

44	Si Green, Sr.	Bowling Green	1/16/56
----	---------------	---------------	---------

39	Si Green, Sr.	Fordham	2/20/56
----	---------------	---------	---------

37	Si Green, Sr.	Cincinnati	2/13/56
----	---------------	------------	---------

31	Si Green, Sr.	Fordham	2/20/56
----	---------------	---------	---------

40	Si Green, Sr.	#3 Dayton	2/29/56
----	---------------	-----------	---------

### 1957

30	Bernie Matthews, So.	Saint Francis	3/2/57
----	----------------------	---------------	--------

### 1958

	none		
--	------	--	--

### 1959

	none		
--	------	--	--

### 1960

36	George Brown, Sr.	at Carnegie Tech	2/6/60
----	-------------------	------------------	--------

### 1961

34	Mike Rice, Jr.	at Georgetown	12/6/60
----	----------------	---------------	---------

30	Ned Twyman, Sr.	vs. Tennessee (SB)	12/16/60
----	-----------------	--------------------	----------

31	Ned Twyman, Sr.	at Pitt (SB)	12/17/60
----	-----------------	--------------	----------

31	Mike Rice, Jr.	Geneva	1/4/61
----	----------------	--------	--------

39	Ned Twyman, Sr.	Carnegie Tech	1/14/61
----	-----------------	---------------	---------

34	Ned Twyman, Sr.	Creighton	2/4/61
----	-----------------	-----------	--------

30	Ned Twyman, Sr.	Kent State	2/8/61
----	-----------------	------------	--------

31	Ned Twyman, Sr.	#2 St. Bonaventure	3/1/61
----	-----------------	--------------------	--------

SB - Steel Bowl

### 1962

33	Willie Somerset, So.	at Penn	12/30/61
----	----------------------	---------	----------

32	Willie Somerset, So.	Dayton	1/10/62
----	----------------------	--------	---------

### 1963

35	Ron Willard, Sr.	Seton Hall	2/8/63
----	------------------	------------	--------

### 1964

30	Willie Ross, Jr.	Baldwin-Wallace	12/16/63
----	------------------	-----------------	----------

33	Willie Somerset, Jr.	Baldwin-Wallace	12/16/63
----	----------------------	-----------------	----------

46	Willie Somerset, Jr.	at St. Bonaventure	1/4/64
----	----------------------	--------------------	--------

47*	Willie Somerset, Jr.	Xavier	1/26/64
-----	----------------------	--------	---------

34	Willie Somerset, Jr.	Kentucky Wesleyan	2/8/ 64
----	----------------------	-------------------	---------

32	Willie Somerset, Jr.	Toledo	2/17/ 64
----	----------------------	--------	----------

31	Dennis Cuff, Sr.	at Seton Hall	2/22/ 64
----	------------------	---------------	----------

33	Willie Somerset, Jr.	St. Bonaventure	2/26/ 64
----	----------------------	-----------------	----------

32	Willie Somerset, Jr.	at St. Francis	3/3/ 64
----	----------------------	----------------	---------

\* - most points ever scored at Civic/Mellon Arena

### 1965

37	Willie Somerset, Sr.	vs. Miami, Fla (SB)	12/4/64
----	----------------------	---------------------	---------

38	Willie Somerset, Sr.	vs. Virginia Tech (SB)	12/5/64
----	----------------------	------------------------	---------

42	Willie Somerset, Sr.	DePaul	1/19/65
----	----------------------	--------	---------

39	Willie Somerset, Sr.	at Xavier	1/23/65
----	----------------------	-----------	---------

30	Ron Willard, Sr.	at #4 Providence	2/13/65
----	------------------	------------------	---------

35	Willie Somerset, Sr.	at Saint Francis	2/17/65
----	----------------------	------------------	---------

33	Willie Somerset, Sr.	Seton Hall	2/21/65
----	----------------------	------------	---------

33	Willie Somerset, Sr.	St. Bonaventure	2/24/65
----	----------------------	-----------------	---------

SB - Steel Bowl

### 1966

33	Frank Mineotas, Sr.	La Salle	1/22/66
----	---------------------	----------	---------

### 1967

32	Moe Barr, So.	Wake Forest	12/17/66
----	---------------	-------------	----------

33	Bill Reilly, Jr.	Detroit	2/6/67
----	------------------	---------	--------

### 1968

34	Ron Guziak, Sr.	Westminster	2/8/68
----	-----------------	-------------	--------

50	Ron Guziak, Sr.	at Saint Francis	3/6/68
----	-----------------	------------------	--------

### 1969

30	Jarrett Durham, Jr.	at Providence	2/5/69
----	---------------------	---------------	--------

### 1970

30	Jarrett Durham, Jr.	Miami, Fla.	12/6/69
----	---------------------	-------------	---------

32	Jarrett Durham, Jr.	American	1/5/70
----	---------------------	----------	--------

30	Jarrett Durham, Jr.	Boston College	2/22/70
----	---------------------	----------------	---------

### 1971

34	Mickey Davis, Jr.	Rhode Island	2/14/71
----	-------------------	--------------	---------

### 1972

31	Lionel Billingsy, So.	Iowa	12/10/71
----	-----------------------	------	----------

35	Lionel Billingsy, So.	Nevada-Reno	12/16/71
----	-----------------------	-------------	----------

35	Lionel Billingsy, So.	Pitt	12/30/71
----	-----------------------	------	----------

32	Lionel Billingsy, So.	Boston College	1/27/72
----	-----------------------	----------------	---------

31	Lionel Billingsy, So.	Saint Francis	3/5/72
----	-----------------------	---------------	--------

### 1973

32	Oscar Jackson, So.	at American	2/12/73
----	--------------------	-------------	---------

32	Ruben Montanez, Sr.	at Saint Peter's	2/17/73
----	---------------------	------------------	---------

### 1974

	none		
--	------	--	--

### 1975

### 1976

34	Norm Nixon, Jr.	at DePaul	2/3/76
----	-----------------	-----------	--------

32	Norm Nixon, Jr.	La Salle	2/22/76
----	-----------------	----------	---------

### 1977

38	Norm Nixon, Sr.	Gannon	1/24/77
----	-----------------	--------	---------

### 1978

32	B.B. Flenory, So.	at St. Bonaventure	2/18/78
----	-------------------	--------------------	---------

### 1979

41	B.B. Flenory, Jr.	vs. Marshall*	12/29/78
----	-------------------	---------------	----------

48	B.B. Flenory, Jr.	vs. Ohio*	12/30/78
----	-------------------	-----------	----------

30	Doug Arnold, Fr.	Saint Francis	1/8/79
----	------------------	---------------	--------

34	B.B. Flenory, Jr.	at La Salle	1/20/79
----	-------------------	-------------	---------

\* - West Virginia Classic, Morgantown, W.Va.

### 1980

31	B.B. Flenory, Sr.	Holy Cross	1/14/80
----	-------------------	------------	---------

30	Doug Arnold, So.	Rutgers	1/27/80
----	------------------	---------	---------

32	B.B. Flenory, Sr.	West Virginia	2/26/80
----	-------------------	---------------	---------

### 1981

	none		
--	------	--	--

### 1982

	none		
--	------	--	--

### 1983

	none
--	------

# INDIVIDUAL SEASON AND CAREER

<b>1991</b>	none		
<b>1992</b>			
31 James Hargrove, Sr.	at Robert Morris	12/10/92	
37 James Hargrove, Sr.	Temple	1/13/93	
31 James Hargrove, Sr.	at George Washington	1/20/93	
30 James Hargrove, Sr.	vs. West Virginia+	3/8/93	
+ - <i>Atlantic 10 Championship first round at Philadelphia, Pa.</i>			
<b>1993</b>			
31 Alan Watkins, Sr.	at Evansville	1/28/93	
34 Derrick Alston, Jr.	at Dayton	2/4/93	
30 Derrick Alston, Jr.	at Detroit Mercy	2/20/93	
30 Derrick Alston, Jr.	vs. Detroit Mercy^	3/11/93	
^ - <i>MCC Championship first round at Indianapolis, Ind.</i>			
<b>1994</b>	none		
<b>1995</b>	none		
<b>1996</b>			
30 Tom Pipkins, Jr.	vs. #6 Georgetown*	12/28/95	
36 Mike James, So.	at Xavier	2/24/96	
* - <i>at Lakeland, Fla.</i>			
<b>1997</b>			
30 Tom Pipkins, Sr.	at #16 Xavier	1/25/97	
35 Mike James, Jr.	at Virginia Tech	2/23/97	
34 Tom Pipkins, Sr.	St. Bonaventure (OT)	3/1/97	
<b>1998</b>			
30 Mike James, Sr.	Youngstown State	11/29/97	
31 Mike James, Sr.	at Temple	1/21/98	
32 Nick Bosnic, Sr.	La Salle	1/31/98	
<b>1999</b>			
31 Wayne Smith, Fr.	Akron	11/28/98	
<b>2000</b>			
30 Wayne Smith, So.	vs. Delaware*	11/20/99	
* - <i>Hoop Fest, Binghamton, N.Y.</i>			
<b>2001</b>			
34 Courtney Wallace, Sr.	vs. Ohio	12/12/00	
<b>2002</b>	none		
<b>2003</b>	none		
<b>2004</b>	none		
<b>2005</b>			
30 Bryant McAllister, Jr.	UMBC	12/11/04	
<b>2006</b>			
30 Bryant McAllister, Sr.	Troy	12/30/05	
36 Bryant McAllister, Sr.	at Rhode Island	2/8/06	
<b>2007</b>	none		
<b>2008</b>	none		
<b>2009</b>			
36 Aaron Jackson, Sr.	at Radford	12/10/08	
30 Aaron Jackson, Sr.	Charlotte	1/7/09	
46 Aaron Jackson, Sr.	at Virginia Tech (NIT)	3/18/09	
<b>2010</b>			
34 Bill Clark, Jr.	La Salle	2/14/10	
32 Melquan Bolding, So.	Fordham	3/5/10	
<b>2011</b>	none		
<b>2012</b>			
30 B.J. Monteiro, Sr.	Fordham	2/15/12	
<b>2013</b>	none		
<b>2014</b>	none		
<b>2015</b>	none		
<b>2016</b>	none		
<b>2017</b>			
31 Mike Lewis II, Fr.	Massachusetts	2/15/17	
<b>2018</b>			
34 Eric Williams Jr., Fr.	George Mason	1/20/18	
<b>2019</b>			
32 Sincere Carry, Fr.	UIC	11/12/18	
30 T. Dunn-Martin, So.	Massachusetts	3/2/19	
40 Eric Williams Jr., So.	at Saint Louis	3/6/19	
<b>2020</b>	none		
<b>2021</b>	none		
<b>2022</b>			
30 J. Johnson III, Fr.	at George Washington	3/2/22	
34 Primo Spears, Fr.	La Salle	3/5/22	
30 Primo Spears, Fr.	vs. Rhode Island+	3/9/22	
+ - <i>Atlantic 10 Championship first round at Brooklyn, N.Y.</i>			
<b>2023</b>	none		

## MOST 30-POINT GAMES IN A SEASON

7	Mark Stevenson, Sr.	1990
7	Willie Somerset, Sr.	1965
7	Willie Somerset, Jr.	1964
6	Sihugo Green, Sr.	1956
6	Ned Twyman, Sr.	1961

## MOST DIFFERENT 30-POINT SCORERS IN A SEASON

3		2019
<i>Sincere Carry (1), Tavian Dunn-Martin (1), Eric Williams Jr. (1)</i>		
3		1964
<i>Willie Somerset (7), Dennis Cuff (1), Willie Ross (1)</i>		

## MOST 30-POINT GAMES BY CLASS

Senior	7	Mark Stevenson	1989-90
	7	Willie Somerset	1964-65
Junior	7	Willie Somerset	1963-64
Sophomore	5	Lionel Billingsy	1971-72
Freshman	2	Primo Spears	2021-22

## MOST CONSECUTIVE 30-POINT GAMES

<b>3</b>	<b>Willie Somerset (Sr.)</b>	<b>1964-65</b>
	35 at Saint Francis	Feb. 17, 1965
	33 Seton Hall	Feb. 21, 1965
	33 St. Bonaventure	Feb. 24, 1965
<b>2</b>	<b>42 DePaul</b>	<b>Jan. 19, 1965</b>
	39 at Xavier	Jan. 23, 1965
<b>2</b>	<b>37 Miami, Fla. (SB)</b>	<b>Dec. 4, 1964</b>
	38 Virginia Tech (SB)	Dec. 5, 1964
<b>2</b>	<b>Primo Spears (Fr.)</b>	<b>1921-22</b>
	34 La Salle	Mar. 5, 2022
	30 vs. Rhode Island (A10)	Mar. 9, 2022
<b>2</b>	<b>Mark Stevenson (Sr.)</b>	<b>1989-90</b>
	43 West Virginia	Jan. 30, 1990
	32 at Massachusetts	Feb. 3, 1990
<b>2</b>	<b>*B.B. Flenory (Jr.)</b>	<b>1978-79</b>
	41 vs. Marshall (at WVU)	Dec. 29, 1978
	48 vs. Ohio U. (at WVU)	Dec. 30, 1978

\* - Baron "B.B." Flenory scored a school record two-game total of 89 points in back-to-back wins over Marshall (41 pts.) and Ohio U. (48 pts.) to lead the Dukes to the West Virginia Classic title in December of 1978

<b>2</b>	<b>Lionel Billingsy (So.)</b>	<b>1971-72</b>
	31 Iowa	Dec. 10, 1971
	35 Nevada	Dec. 16, 1971
<b>2</b>	<b>Willie Somerset (Jr.)</b>	<b>1963-64</b>
	33 Baldwin-Wallace	Dec. 16, 1963
	46 at St. Bonaventure	Jan. 4, 1964
<b>2</b>	<b>Ned Twyman (Sr.)</b>	<b>1960-61</b>
	30 vs. Tennessee (SB)	Dec. 16, 1960
	31 at Pitt (SB)	Dec. 17, 1960
	34 Crieghton	Feb. 4, 1961
	30 Kent State (OT)	Feb. 8, 1961
<b>2</b>	<b>Sihugo Green (Sr.)</b>	<b>1955-56</b>
	37 Cincinnati	Feb. 13, 1956
	31 Fordham	Feb. 20, 1956

SB - indicates Steel Bowl games

## TWO OR MORE 30-POINT SCORERS IN SAME GAME

Willie Somerset (33 points) and Willie Ross (30 points) both totaled 30 points in a 101-81 win over Baldwin-Wallace on Dec. 16, 1963

## TOP SCORING TANDEM

(Since 1952-53)

Pts	G	Players (points)	Year
1,217	34	Derrick Colter (609-Sr.) & Micah Mason (608-Sr.)	2015-16
1,166	29	Mark Stevenson (788-Sr.) & Brian Anselmino (378-Sr.)	1989-90
1,102	34	Aaron Jackson (657-Sr.)	2008-09

& Damian Saunders (445-So.)

1,080	30	Derrick Alston (639-Sr.) & Tom Pipkins (441-Fr.)	1993-94
1,074	26	Sihugo Green (551-Jr.) & Dick Ricketts (523-Sr.)	1954-55
1,019	24	Willie Somerset (593-Sr.) & Ron Willard (426-Sr.)	1964-65
1,003	29	Willie Somerset (565-So.) & Clyde Arnold (438-Sr.)	1961-62

## TOP SEASON-TO-SEASON SCORING INCREASES

Ruben Montanez (1972)	2.3	16.8	So. / Jr.	+14.5
Emett Sellers (1987)	5.2	17.7	Jr. / Sr.	+12.5
Clyde Arnold (1961)	5.8	17.8	So./Jr.	+12.0
Dennis Cuff (1963)	3.2	14.8	So. / Jr.	+11.6
Rick Suder (1984)	1.8	12.8	Fr. / So.	+11.0
Aaron Jackson (2009)	9.0	19.3	Jr. / Sr.	+10.3

**Note:** Mark Stevenson improved from 10.5 ppg. as a junior at Notre Dame (1988) to 27.2 as a senior at Duquesne (1990) (+16.7)

\*Mark Stevenson (1990) 10.5 27.2 Jr. / Sr. +16.7

# SCORING AVERAGE

## SEASON

(Minimum 500 Points)

Ppg	Name	Cl	Year	G	Pts
27.2	Mark Stevenson	Sr.	1989-90	29	788
24.7	Willie Somerset	Sr.	1964-65	24	593
24.65	Willie Somerset	Jr.	1963-64	23	567
24.5	Sihugo Green	Sr.	1955-56	27	662
22.04	Sihugo Green	Jr.	1954-55	25	551
22.03	Norm Nixon	Sr.	1976-77	30	661
21.7	Lionel Billingsy	So.	1971-72	25	542
21.3	Derrick Alston	Sr.	1993-94	30	639
21.0	Norm Nixon	Jr.	1975-76	25	524
20.9	Dick Ricketts	So.	1952-53	29	606
20.7	James Hargrove	Sr.	1991-92	28	580
20.5	Rick Suder	Sr.	1985-86	29	593
20.4	B.B. Flenory	Jr.	1978-79	25	510
20.1	Dick Ricketts	Sr.	1954-55	26	523

## CAREER

(Minimum 800 Points)

Ppg	Name	Seasons	Years
22.7	Willie Somerset	3	1962, '64-'65
19.8	Sihugo Green	3	1954-'56
18.0	Jarrett Durham	3	1969-'71
17.8	Lionel Billingsy	3	1972-'74
17.7	Dick Ricketts	4	1952-'55
17.5	James Hargrove	2	1991-'92
17.4	Norm Nixon	4	1974-'77
17.1	Mickey Davis	2	1970-'71
16.7	Derrick Alston	4	1991-'94
16.6	Ron Willard	3	1963-'65

# FIELD GOALS

## SEASON

FGM	Name	Cl	Year	G	FG-AT
297	Mark Stevenson	Sr.	1989-90	29	297-621
279	Norm Nixon	Sr.	1976-77	30	279-539
245	Derrick Alston	Sr.	1993-94	30	245-424
241	Sihugo Green	Sr.	1955-56	27	241-570
229	Dick Ricketts	So.	1952-53	29	229-637
229	Aaron Jackson	Sr.	2008-09	34	229-413
229	Rick Suder	Sr.	1985-86	29	229-431
218	Willie Somerset	Sr.	1964-65	24	218-463
217	Willie Somerset	So.	1961-62	29	217-512



INDIVIDUAL SEASON AND CAREER

214	Norm Nixon	Jr.	1975-76	25	214-434
214	Derrick Alston	Jr.	1992-93	28	214-380

CAREER					
FGM	Name	Seasons	Years		
753	Norm Nixon	4	1974-77		
741	Derrick Alston	4	1991-94		
738	Dick Ricketts	4	1952-55		
645	Willie Somerset	3	1962, '64-65		
618	Tom Pipkins	4	1994-97		
599	Damian Saunders	4	2008-11		
599	Sihugo Green	3	1954-56		
589	Wayne Smith	4	1999-02		
586	Bruce Atkins	4	1979-82		
579	Kevin Price	4	1995-98		

FIELD GOAL ATTEMPTS

SEASON					
FGA	Name	Cl	Year	G	FG-AT
637	Dick Ricketts	So.	1952-53	29	229-637
570	Sihugo Green	Sr.	1955-56	27	241-570
539	Norm Nixon	Sr.	1976-77	30	279-539
512	Willie Somerset	So.	1961-62	29	217-512
488	Dick Ricketts	Jr.	1953-54	29	205-488
479	Derrick Colter	Sr.	2015-16	34	193-479
470	Sihugo Green	Jr.	1954-55	25	206-470
466	Collins Dobbs	Jr.	1987-88	32	202-466
463	Willie Somerset	Sr.	1964-65	24	218-463
458	James Hargrove	Sr.	1991-92	28	204-458

CAREER					
FGA	Name	Seasons	Years		
1,891	Dick Ricketts	4	1952-55		
1,539	Tom Pipkins	4	1994-97		
1,512	Norm Nixon	4	1974-77		
1,472	Wayne Smith	4	1999-02		
1,421	Willie Somerset	3	1962, '64-65		
1,417	Sihugo Green	3	1954-56		
1,383	Derrick Colter	4	2013-16		
1,320	Derrick Alston	4	1991-94		
1,243	Ron Willard	3	1963-65		
1,209	Mike James	4	1995-98		

FIELD GOAL PERCENTAGE

SEASON					
(minimum 200 points)					
FG%	Name	Cl	Year	G	FG-AT
.649	Fred Moon	Sr.	1979-80	28	87-134
.615	Bruce Atkins	Fr.	1978-79	26	139-226
.609	Alan Watkins	So.	1990-91	23	126-207
.599	Bruce Atkins	Jr.	1980-81	30	178-297
.595	Dominique McKoy	Jr.	2013-14	30	116-195
.589	Michael Hughes	So.	2018-19	29	123-209
.579	TySean Powell	Fr.	2014-15	29	77-133
.578	Derrick Alston	Sr.	1993-94	30	245-424
.573	Michael Hughes	Jr.	2019-20	30	121-211
.571	John Moore	Jr.	1978-79	26	121-212
.568	Emmett Sellers	Fr.	1982-83	28	104-183
.566	Micah Mason	So.	2013-14	25	90-159

Note: Emmett Sellers' .568 is the best by a DU guard

CAREER					
(Minimum 600 Points)					
FG%	Name	Seasons	Years		
.562	Michael Hughes	3	2019-21		
.561	Derrick Alston	4	1991-94		
.557	Bruce Atkins	4	1979-82		
.537	Dwayne Rawls	4	1983-86		
.529	John Moore	4	1977-79, '81		
.525	Alan Watkins	3	1991-93		

.524	Kieron Achara	4	2004-08
.521	Aaron Jackson	4	2006-09
.514	Marcus Weathers	3	2019-21
.510	Garry Nelson	3	1969-71
.510	Emmett Sellers	4	1983-84, '86-'87
.506	Damian Saunders	4	2008-11

REBOUNDS

SEASON					
Reb	Name	Cl	Year	G	Rpg
450	Dick Ricketts	Sr.	1954-55	26	17.3
360	Damian Saunders	Jr.	2009-10	32	11.3
357	Lionel Billiny	So.	1971-72	25	14.3
356	Sihugo Green	Sr.	1955-56	27	13.2
352	Bruce Atkins	Jr.	1980-81	30	11.7
341	Sihugo Green	Jr.	1954-55	25	13.6
334	Phil Washington	Sr.	1967-68	25	13.4
318	Dick Ricketts	So.	1952-53	29	11.0
313	Lionel Billiny	Jr.	1972-73	23	13.6
308	Bob Slobodnik	Jr.	1959-60	23	13.4
308	Bob Slobodnik	So.	1958-59	24	12.8

CAREER					
Reb	Name	Seasons	Years		
1,359	Dick Ricketts	4	1952-55		
1,147	Bruce Atkins	4	1979-82		
1,019	Damian Saunders	4	2008-11		
936	Sihugo Green	3	1954-56		
893	Lionel Billiny	3	1972-74		
879	Derrick Alston	4	1991-94		
815	Bob Slobodnik	3	1959-61		
722	Garry Nelson	3	1969-71		
690	Wayne Smith	4	1999-02		
680	Bill Clark	4	2008-11		

REBOUND AVERAGE

SEASON					
Rpg	Name	Cl	Year	G	Tot
17.3	Dick Ricketts	Sr.	1954-55	26	450
14.3	Lionel Billiny	So.	1971-72	25	357
13.64	Sihugo Green	Jr.	1954-55	25	341
13.61	Lionel Billiny	Jr.	1972-73	23	313
13.55	Jim Tucker	Sr.	1953-54	29	393
13.39	Bob Slobodnik	Jr.	1959-60	23	308
13.36	Phil Washington	Sr.	1967-68	25	334
13.3	Bob Slobodnik	Sr.	1960-61	15	199
13.2	Sihugo Green	Sr.	1955-56	27	356
13.1	Lionel Billiny	Sr.	1973-74	17	223

CAREER					
Rpg	Name	Seasons	Years	Reb	
13.7	Lionel Billiny	3	1972-74	893	
13.1	Bob Slobodnik	3	1959-61	815	
12.2	Dick Ricketts	4	1952-55	1,359	
12.0	Phil Washington	2	1966, '68	578	
11.5	Sihugo Green	3	1954-56	936	
10.3	Bruce Atkins	4	1979-82	1,147	
9.6	Garry Nelson	3	1969-71	722	
9.5	Willie Ross	3	1963-65	624	
8.62	Bob dePalma	3	1956-58	543	
8.57	Mickey Davis	2	1970-71	420	

TRIPLE-DOUBLES

(from available records)

SEASON & CAREER	
1	Shawn James, Jr. vs. Saint Joseph's* Feb. 6, 2008

\* - 17 points, 11 rebounds, 10 blocks in 27 min.

1	T.J. McConnell, So. vs. District of Columbia+ Nov. 18, 2011 (N)
---	--

+ - 15 points, 10 rebounds, 11 assists (& 5 steals) in 37 min.

DOUBLE-DOUBLES

(from available records)

SEASON	
22	Bruce Atkins, Jr. 1980-81
20	Damian Saunders, Jr. 2009-10
20	Lionel Billiny, So. 1971-72
17	Lionel Billiny, Jr. 1972-73
16	Bruce Atkins, Sr. 1981-82

CAREER		
58	Bruce Atkins	4 years 1979-82
48	Lionel Billiny	3 years 1972-74
36	Damian Saunders	4 years 2008-11
31	Derrick Alston	4 years 1991-94

Billiny posted double-doubles in 48 of 65 career g. (73%)

Atkins posted double-doubles in 58 of 111 career g. (52.2%)

CONSECUTIVE DOUBLE-DOUBLES	
10	Bruce Atkins, Jr. Dec. 13, 1980 to Jan. 22, 1981
9	Damian Saunders, Jr. Dec. 12, 2009 to Jan. 20, 2010
6	Damian Saunders, Jr. Nov. 13, 2009 to Nov. 29, 2009
6	Lionel Billiny, Jr./Sr. *Feb. 21, 1973 to Nov. 30, 1973
6	Lionel Billiny, Jr. Dec. 8, 1972 to Dec. 28, 1972
6	Lionel Billiny, So. +Dec. 2, 1971 to Dec. 23, 1971

\* - last six games of 1972-73 and first game of 1973-74

+ - Billiny posted double-doubles in his first six varsity games (as a Soph.)

“20-20” GAMES

(20 points and 20 rebounds in the same game)

31-23	Lionel Billiny vs. Saint Francis Mar. 5, 1972
25-23	Phil Washington vs. Pitt (Steel Bowl) Dec. 8, 1967
24-22	Dick Ricketts vs. Villanova Dec. 27, 1954
20-22	Willie Ross vs. St. Bonaventure Feb. 24, 1965
20-20	Lionel Billiny vs. Creighton Feb. 25, 1973

ASSISTS

SEASON					
Ast	Name	Cl	Year	G	App
194	Aaron Jackson	Sr.	2008-09	34	5.7
178	Norm Nixon	Sr.	1976-77	30	5.9
172	Martin Osimani	Jr.	2003-04	29	5.9
171	T.J. McConnell	So.	2011-12	31	5.5
163	Clayton Adams	Fr.	1987-88	32	5.1
161	Sincere Carry	Fr.	2018-19	28	5.8
159	Clayton Adams	So.	1988-89	29	5.5
158	Sincere Carry	So.	2019-20	30	5.3
156	Derrick Colter	Sr.	2015-16	34	4.6
156	Derrick Colter	Fr.	2012-13	30	5.2
151	Martin Osimani	Sr.	2004-05	30	5.0
150	Norm Nixon	Jr.	1975-76	25	6.0



# INDIVIDUAL SEASON AND CAREER

## PER GAME

Avg	Player	G	Tot	Year
6.00	Norm Nixon	25	150	1975-76
6.00	Norm Nixon	24	144	1973-74
5.933	Norm Nixon	30	178	1976-77
5.931	Martin Osimani	29	172	2003-04
5.75	Sincere Carry	28	161	2018-19
5.71	Aaron Jackson	34	194	2008-09
5.60	Clayton Adams	20	112	1989-90
5.58	Mike Barr	25	142	1971-72
5.56	Mickey Davis	25	139	1970-71
5.52	T.J. McConnell	31	171	2011-12
5.48	Clayton Adams	29	159	1988-89
5.29	Kenya Hunter	28	148	1992-93

## MOST 10+ ASSIST GAMES IN A SEASON

3	Martin Osimani, Jr.	2003-04
2	Micah Mason, Sr.	2015-16
2	Kenya Hunter, Fr.	1992-93
2	Andy Sisinni, Sr.	1983-84
2	B.B. Flenory, So.*	1977-78

\* - Flenory's 10-assist efforts came in the first two games of the 1977-78 season vs. Gannon and at Holy Cross

## CAREER

Ast	Name	Seasons	Years	G	Apg
577	Norm Nixon	4	1974-77	104	5.5
573	Clayton Adams	4	1988-91	109	5.3
526	Derrick Colter	4	2013-16	125	4.2
505	Aaron Jackson	4	2006-09	120	4.2
439	Kenya Hunter	4	1993-96	103	4.3
418	Tony Petrarca	4	1987-91	120	3.5
373	Brian Shanahan	4	1986-89	113	3.3
366	Andy Sisinni	4	1981-84	112	3.3
364	Courtney Wallace	4	1998-01	106	3.4
348	Mike James	4	1995-98	111	3.1
340	Sincere Carry	3	2019-21	63	5.4

## MOST 10+ ASSIST GAMES IN A CAREER

4	Martin Osimani	2004-05
4	Clayton Adams	1988-91
2	Derrick Colter	2013-16
2	Micah Mason	2014-16
2	T.J. McConnell	2011-12
2	Kenya Hunter	1993-96
2	Rick Suder	1983-86
2	Andy Sisinni	1981-84
2	B.B. Flenory	1977-80

## MOST 100-ASSIST SEASONS

### NORM NIXON (4)

Tot	Class	G	Apg.	Year
144	Freshman	24	6.00	1973-74
105	Sophomore	25	4.20	1974-75
150	Junior	25	6.00	1975-76
178	Senior	30	5.93	1976-77

### CLAYTON ADAMS (4)

163	Freshman	32	5.09	1987-88
159	Sophomore	29	5.48	1988-89
112	Junior	20	5.60	1989-90
139	Senior	28	4.96	1990-91

### DERRICK COLTER (4)

156	Freshman	30	5.20	2012-13
101	Sophomore.	30	3.37	2013-14
113	Junior	31	3.65	2014-15
156	Senior	34	4.59	2013-16

### TONY PETRARCA (3)

107	Freshman	29	3.69	1986-87
103	Junior	29	3.55	1988-89
121	Senior	29	4.17	1989-90

### KENYA HUNTER (3)

148	Freshman	28	5.29	1992-93
105	Sophomore	30	3.50	1993-94
112	Junior	28	4.00	1994-95

### MIKE JAMES (3)

106	Sophomore	27	3.93	1995-96
111	Junior	27	4.11	1996-97
104	Senior	30	3.47	1997-98

### AARON JACKSON (3)

110	Sophomore.	29	3.79	2006-07
104	Junior	30	3.47	2007-08
194	Senior	34	5.71	2008-09

## STEALS

### SEASON

Stl	Name	CI	Year	G	Spg
91	T.J. McConnell	Fr.	2010-11	32	2.8
89	Damian Saunders	Jr.	2009-10	32	2.8
86	T.J. McConnell	So.	2011-12	31	2.8
76	Jimmy Clark III	Jr.	2022-23	33	2.3
72	Damian Saunders	Sr.	2010-11	31	2.3
71	Damian Saunders	So.	2008-09	34	2.1
70	Clayton Adams	Fr.	1987-88	32	2.2
68	Sincere Carry	Fr.	2018-19	28	2.4
65	Kenya Hunter	Fr.	1992-93	28	2.3
65	Mike James	Sr.	1997-98	30	2.2

### CAREER

Stl	Name	Seasons	Years	G	Spg
277	Damian Saunders	4	2008-11	127	2.2
218	Kenya Hunter	4	1993-96	103	2.1
215	Clayton Adams	4	1988-91	109	2.0
201	Mike James	4	1995-98	111	1.8
177	T.J. McConnell	2	2011-12	63	2.8
177	Tom Pipkins	4	1994-97	112	1.6
173	Wayne Smith	4	1999-02	112	1.5
169	Aaron Jackson	4	2006-09	120	1.4
159	Bryant McAllister	4	2003-06	115	1.4
148	Andy Sisinni	4	1981-84	112	1.3

## BLOCKS

### SEASON

Blk	Name	CI	Year	G	Bpg
111	Shawn James	Jr.	2007-08	28	4.0
94	Damian Saunders	Jr.	2009-10	32	2.9
84	Damian Saunders	Sr.	2010-11	31	2.7
83	Damian Saunders	So.	2008-09	34	2.4
82	Michael Hughes	Jr.	2019-20	30	2.7
71	Tyodus Verhoeven	Fr.	2017-18	32	2.2
66	Michael Hughes	So.	2018-19	29	2.3
60	Derrick Alston	Jr.	1992-93	28	2.1
60	Derrick Alston	So.	1991-92	28	2.1
59	Kieron Achara	Jr.	2006-07	23	2.6

### CAREER

Blk	Name	Seasons	Years	G	Bpg
300	Damian Saunders	4	2008-11	127	2.4
229	Derrick Alston	4	1991-94	114	2.0
185	Kieron Achara	4	2004-08	115	1.6
177	Michael Hughes*	3	2019-21	77	2.3
111	Shawn James+	1	2008	30	3.7
107	Andre Marhold	4	2010-13	96	1.1
105	Darius Lewis	4	2014-17	105	1.0
85	Tre Williams=	2	2022-	current	
80	B.J. Monteiro	4	2009-12	121	0.7
76	Marcus Weathers^	3	2019-21	79	0.9
71	Tyodus Verhoeven	1	2018	32	2.2

\* - Michael Hughes blocked 10 shots in 20 games as a freshman at Akron prior to transferring to Duquesne.

+ - Shawn James blocked 332 shots in 55 games at Northern (two seasons) prior to transferring to Duquesne. He finished his NCAA career with 443 rejections.

= - Tre Williams blocked 75 shots in two seasons as a freshman and sophomore at Indiana State prior to transferring to Duquesne.

\* - Marcus Weathers blocked 20 shots in 32 games as a freshman at Miami, Ohio prior to transferring to Duquesne.

## 3-POINTERS MADE

### SEASON

3M	Name	CI	Year	G	FG-AT
118	Micah Mason	Sr.	2015-16	33	118-279
99	Tom Pipkins	Sr.	1996-97	27	99-233
94	Dae Dae Grant	Jr.	2022-23	33	94-233
89	Mike Lewis II	So.	2017-18	32	89-242
88	Micah Mason	Jr.	2014-15	31	88-197
88	Tony Petrarca	Jr.	1989-90	29	88-220
80	Derrick Colter	Sr.	2015-16	34	80-233
79	Tom Pipkins	Jr.	1995-96	27	79-207
78	Tony Petrarca	Sr.	1990-91	28	78-198
76	Jimmy Tricco	Jr.	2002-03	30	76-177
75	Bill Clark	Sr.	2008-11	32	75-198
75	Tom Pipkins	So.	1994-95	28	75-230

### CAREER

3M	Name	Seasons	Years
311	Tom Pipkins	4	1994-97
287	Tony Petrarca	4	1987-91
271	Micah Mason	3	2014-16
239	Derrick Colter	4	2013-16
227	Bill Clark	3	2008-11
179	Wayne Smith	4	1999-02
164	Mike Lewis II	2	2017-19
149	Tavian Dunn-Martin	3	2019-21
140	Courtney Wallace	4	1998-01
136	Kenya Hunter	4	1993-96
134	Jimmy Tricco	2	2003-04

## 3-POINTERS ATTEMPTED

### SEASON

3AT	Name	CI	Year	G	FG-AT
279	Micah Mason	Sr.	2015-16	33	118-279
242	Mike Lewis II	So.	2017-18	32	89-242
233	Dae Dae Grant	Jr.	2022-23	33	94-233
233	Derrick Colter	Sr.	2015-16	34	80-233
233	Tom Pipkins	Sr.	1996-97	27	99-233
230	Tom Pipkins	So.	1994-95	28	75-230
220	Tony Petrarca	Jr.	1989-90	29	88-220
219	Frankie Hughes	So.	2018-19	32	71-219
207	Tom Pipkins	Jr.	1995-96	27	79-207
202	Tavian Dunn-Martin	Jr.	2019-20	30	71-202
198	Bill Clark	Sr.	2008-11	32	75-198
198	Tony Petrarca	Sr.	1990-91	28	78-198

### CAREER

3AT	Name	Seasons	Years
840	Tom Pipkins	4	1994-97
735	Tony Petrarca	4	1987-91
675	Derrick Colter	4	2013-16
657	Bill Clark	4	2008-11
592	Micah Mason	3	2014-16
506	Wayne Smith	4	1999-02
454	Mike Lewis II	3	2017-19
441	Tavian Dunn-Martin	3	2019-21
412	Courtney Wallace	4	1998-01
387	Kenya Hunter	4	1993-96
363	Effrem Whitehead	4	1991-94

# INDIVIDUAL SEASON AND CAREER

## 3-POINT PERCENTAGE

SEASON					
(minimum 100 attempts)					
3%	Name	Cl	Year	G	FG-AT
.560	Micah Mason*	So.	2013-14	25	65-116
.447	Micah Mason	Jr.	2014-15	31	88-197
.441	Courtney Wallace	Sr.	2000-01	30	60-136
.440	Tevin Brewer	Gr.	2022-23	29	44-100
.429	Jimmy Tricco	Jr.	2002-03	30	76-177
.426	Tony Petrarca	Fr.	1986-87	29	52-122
.426	Derrick Colter	Jr.	2014-15	31	60-141
.425	Tom Pipkins	Sr.	1996-97	27	99-233
.423	Micah Mason	Sr.	2015-16	33	118-279
.414	Jason Duty	Jr.	2008-09	34	55-133
.405	Aaron Jackson	Sr.	2008-09	34	47-116

\* - led the nation (first Duquesne player to lead the nation in a statistical category)

CAREER				
(minimum 200 attempts)				
3%	Name	Seasons	Years	3M-AT
.458	Micah Mason*	3	2014-16	271-592
.401	Jimmy Tricco	2	2003-04	134-334
.3910	Jack Higgins	3	2004-06	104-266
.3905	Tony Petrarca	4	1987-91	287-735
.373	Kevin Forney	4	2000-03	79-212
.370	Tom Pipkins	4	1994-97	311-840

\* - Mason, who went 40-79 from 3-point in his one season at Drake prior to transferring, finished his career shooting .463 overall from 3-point (311-671). The mark was the sixth-best in NCAA history through 2016

## FREE THROWS MADE

SEASON					
FTM	Name	Cl	Year	G	FM-AT
195	Ovie Soko	Sr.	2013-14	30	195-289
180	Sihugo Green	Sr.	1955-56	27	180-258
175	Dick Ricketts	Sr.	1954-55	26	175-225
157	Willie Somerset	Sr.	1964-65	24	157-191
152	Lionel Billingsy	So.	1971-72	25	152-217
150	Dave Ricketts	Sr.	1956-57	23	150-174
149	Derrick Alston	Sr.	1993-94	30	149-248
148	Dick Ricketts	So.	1952-53	29	148-226
147	Willie Somerset	Jr.	1963-64	23	147-182
144	Clyde Arnold	Sr.	1961-62	29	144-187

CAREER			
FTM	Name	Seasons	Years
487	Dick Ricketts	4	1952-55
463	Wayne Smith	4	1999-02
435	Willie Somerset	3	1962, '64-65
420	Derrick Alston	4	1991-94
407	Sihugo Green	3	1954-56
387	Bryant McAllister	4	2003-06
369	Bill Clark	4	2008-11
361	Bruce Atkins	4	1979-82
359	Kieron Achara	4	2004-08
359	B.B. Flenory	4	1977-80

## FREE THROW ATTEMPTS

SEASON					
FTA	Name	Cl	Year	G	FM-AT
289	Ovie Soko	Sr.	2013-14	30	195-289
258	Sihugo Green	Sr.	1955-56	27	180-258
248	Derrick Alston	Sr.	1993-94	30	149-248
235	Sihugo Green	Jr.	1954-55	25	139-235
226	Dick Ricketts	So.	1952-53	29	148-226
225	Dick Ricketts	Sr.	1954-55	26	175-225
223	Derrick Alston	Jr.	1992-93	28	128-223
217	Lionel Billingsy	So.	1971-72	25	152-217

191	Willie Somerset	Sr.	1964-65	24	157-191
188	Aaron Jackson	Sr.	2008-09	34	152-188

PER GAME			
FTA	Name	Att/g	Year
9.63	Ovie Soko	289/30	2013-14
9.56	Si Green	258/27	1955-56
9.4	Si Green	235/25	1954-55
8.7	Dick Ricketts	225/26	1954-55
8.7	Lionel Billingsy	217/25	1971-72
8.3	Derrick Alston	248/30	1993-94
8.0	Derrick Alston	223/28	1992-93
7.9	Willie Somerset	182/23	1963-64
7.8	Dick Ricketts	226/29	1952-53
7.6	Dave Ricketts	174/23	1956-57

CAREER		
FTA	Name	Seasons
729	Derrick Alston	4
677	Dick Ricketts	4
639	Sihugo Green	3
616	Wayne Smith	4
540	Willie Somerset	3
520	Bruce Atkins	4
519	Bill Clark	4
503	Effrem Whitehead	4
502	Bryant McAllister	4
474	Kevin Price	4

## FT PERCENTAGE

SEASON					
(minimum 50 attempts)					
FT%	Name	Cl	Year	G	FM-AT
.918	Rick Suder	Sr.	1985-86	29	135-147
.885	Rick Suder	Jr.	1984-85	30	139-157
.882	T. Dunn-Martin	So.	2018-19	32	60-68
.873	Dae Dae Grant	Jr.	2022-23	33	89-102
.862	Dave Ricketts	Sr.	1956-57	23	150-174
.849	Doug Arnold	So.	1979-80	28	62-73
.849	Reggie Jackson	Jr.	2006-07	29	45-53
.845	Tavian Dunn-Martin	Jr.	2019-20	30	49-58
.841	Rick Suder	So.	1983-84	23	58-69
.836	T.J. McConnell	So.	2011-12	31	46-55

CAREER			
FT%	Name	Seasons	Years
.877	Rick Suder	4	1983-86
.854	Micah Mason	3	2014-16
.839	T. Dunn-Martin	3	2019-21
.827	Martin Osimani	2	2004-05
.822	Mike Lewis II	3	2017-19
.813	Dave Ricketts	3	1955-57
.811	Bernie Matthews	3	1957-59
.809	Reggie Jackson	2	2007-08
.806	Willie Somerset	3	1962, '64-65
.792	Kevin Forney	4	2000-03
.792	Oscar Jackson	3	1973-75

## GAMES

CAREER			
No	Name	Fr/So/Jr/Sr	Years
127	Damian Saunders	30/34/32/31	2008-11
126	Bill Clark	30/34/30/32	2008-11
125	Derrick Colter	30/30/31/34	2013-16
123	Sean Johnson	30/32/31/30	2010-13
121	B.J. Monteiro	30/31/32/28	2009-12
120	Aaron Jackson	27/29/30/34	2006-09
120	Tony Petrarca	29/5*/29/29/28	1987-91
119	Eric Evans	34/32/22/31	2009-12

115	Eric James	24/34/27/30	2015-18
115	Kieron Achara	29/30/3+/23/30	2004-08
115	Bryant McAllister	30/29/30/26	2003-06
115	Brad Midgley	29/30/27/29	2000-03
114	Effrem Whitehead	28/28/28/30	1991-94
114	Derrick Alston	28/28/28/30	1991-94
113	Brian Shanahan	29/29/26/29	1988-89
112	Jerry Jones	26/29/29/28	2011-14
112	Wayne Smith	28/29/28/27	1999-02
112	Tom Pipkins	30/28/27/27	1994-97
112	Kevin Price	28/27/27/30	1995-98
112	Andy Sisinni	30/26/28/28	1981-84

\* - Petrarca was granted an extra season (foot injury) after playing in five games in 1987-88

+ - Achara was granted an extra season (shoulder injury) after playing in three games in 2005-06

## STARTS

CAREER		
No	Name	Years
125*	Derrick Colter	2013-16
116	Damian Saunders	2008-11
111	Bruce Atkins	1979-81
111	Dick Ricketts	1952-55
109	Derrick Alston	1991-94
105	Bryant McAllister	2003-06
105	Clayton Adams	1988-91
103	Tom Pipkins	1994-97
101	Aaron Jackson	2006-09
101	Wayne Smith	1999-02
100	Bill Clark	2008-11

\* - Colter started every game in his Duquesne career

## DUNKS

SEASON		
(available since 2000-01)		
No	Name	Year
59	Damian Saunders, Jr.	2009-10
47	Damian Saunders, Sr.	2010-11
40	Damian Saunders, So.	2008-09
37	Ovie Soko, Sr.	2013-14
34	Elijah Palmer, Sr.	2003-04
32	Eric Williams Jr., So.	2018-19
32	Shawn James, Jr.	2007-08
30	Marcus Weathers, Jr.	2019-20

Most dunks by a freshman: 21 by Eric Williams Jr. in 2017-18

CAREER			
(available since 2000-01)			
No	Name	Seasons	Years
166	Damian Saunders	4	2008-11
72	Marcus Weathers	3	2019-21
57	Elijah Palmer	2	2003-04
53	Michael Hughes	3	2019-21
53	Eric Williams Jr.	2	2018-19
50	Andre Marhold	4	2010-13

## NCAA TOP 10 INDIVIDUAL CAREER

Drake transfer Micah Mason finished his career as the sixth most-accurate 3-point shooter in NCAA history (has since been passed by one player). Mason ranked 1st nationally in 3-point percentage as a sophomore, 7th as a junior and 32nd as a senior in his three seasons at Duquesne. His .506 percentage as a freshman at Drake would have led the nation had he met the NCAA minimum of 2.5 made per game (*he made 1.3/g. that season*)

### NCAA CAREER 3-POINT PERCENTAGE

Player, Team	Ht	Last Seas	Yrs	G	3M-AT	Pct.
1. Tony Bennett, Green Bay	6-0	1992	4	118	290-584	.497
2. Nick Masterson, Kennesaw State	6-5	2018	4	119	217-459	.473
3. Stephen Sir, San Diego State/Northern Arizona	6-5	2007	5	111	323-689	.469
4. David Olson, Eastern Illinois	6-4	1992	4	111	262-562	.466
5. Jaycee Carroll, Utah State	6-2	2008	4	134	369-793	.465
6. Ross Land, Northern Arizona	6-5	2000	4	117	308-664	.464
7. MICAH MASON, Drake/Duquesne	6-2	2016	4	119	311-671	.463
* - Mason played one season at Drake (2013, 40-79) and three seasons at Duquesne (2013-16, 271-592).						
8. Dan Dickau, Washington/Gonzaga	6-0	2002	4	97	215-465	.462
9. Steve Novak, Marquette	6-10	2006	4	126	354-768	.461
10. Sean Jackson, Ohio/Princeton	5-11	1992	4	104	243-528	.460

Six-ten forward/center Shawn James, who set a school record with 111 blocked shots in his lone season at Duquesne (2007-08) after transferring from Northeastern, blocked 443 shots in his three-year career (James left school with one season of eligibility left to pursue professional opportunities). James, who ranks tied for fourth on the NCAA career triple-doubles list with five, posted the first triple-double in Duquesne history with 17 points, 11 rebounds and 10 blocks in a win over Saint Joseph's on Feb. 6, 2008:

### NCAA CAREER BLOCKED SHOTS

Rank/Name	Ht	Last Seas	Yrs	G	Blk
1. Jarvis Varnado, Mississippi State	6-9	2010	4	141	564
2. Wojciech Myrda, Louisiana-Monroe	7-2	2002	4	115	535
3. Adonal Foyle, Colgate	6-10	1997	3	87	492
4. Tim Duncan, Wake Forest	6-11	1997	4	128	481
5. William Mosley, Northwestern State	6-7	2012	4	124	460
6. Alonzo Mourning, Georgetown	6-10	1992	4	120	453
7. Tarvis Williams, Hampton	6-9	2001	4	114	452
8. Ken Johnson, Ohio State	6-11	2001	4	127	444

9. SHAWN JAMES, Northeastern/Duquesne	6-10	2008	3	83	443
10. Deng Gai, Fairfield	6-9	2005	4	100	442

\* - James played two seasons at Northeastern (2005 & 2006) and one at Duquesne (2008). His 443 blocks are the second-most by a three-year player.

### NCAA CAREER BLOCKED SHOT AVERAGE

Rank/Name	Ht	Last	Yrs	G	Blk	Avg
1. Keith Cross, Central Connecticut State	7-2	1996	2	54	317	5.87
2. Adonal Foyle, Colgate	6-10	1997	3	87	492	5.66
3. SHAWN JAMES, Northeastern/Duquesne	6-10	2008	3	83	443	5.34
4. David Robinson, Navy	6-11	1987	2	67	351	5.24
5. Mickell Gladness, Alabama A&M	6-11	2008	3	85	396	4.66

### NCAA CAREER TRIPLE-DOUBLES

	Last	Yrs	Tot
1. Kyle Collinsworth, BYU	2016	4	12
Michael Anderson, Drexel	1988	4	6
Shaquille O'Neal, LSU	1992	3	6
4. Brian Shaw, St. Mary's, Calif./UCSB	1988	4	5
Kevin Roberson, Vermont	1992	4	5
SHAWN JAMES, NE'stern/Duq	2008	3	5

James had four triple-doubles at Northeastern & one at Duquesne (first in school history)

## NCAA TOP 10 INDIVIDUAL SEASON

<b>POINTS/G</b>		
Mark Stevenson	10th	1990
<b>REBOUNDS/G</b>		
Damian Saunders	6th	2010
<b>3-POINT MADE</b>		
Micah Mason	T3rd	2016
<b>3-POINT PCT</b>		
Micah Mason	1st	2014
Micah Mason	7th	2015
<b>BLOCKS</b>		
Shawn James	5th	2008
Michael Hughes	8th	2020
<b>STEALS/G</b>		
Damian Saunders	2nd	2010
T.J. McConnell	4th	2011
T.J. McConnell	3rd	2012
<b>DOUBLE-DOUBLES</b>		
Damian Saunders	T6th	2010

### SCORING STEVENSON

Mark Stevenson is the only Duke to finish among the Top 10 in NCAA single-season scoring. Stevenson who began his career at Notre Dame, scored a school record 788 points in finishing 10th in the nation in scoring in 1990 - his lone season at Duquesne:

Name	G	Pts	Avg
1. Bo Kimble, Loyola Marymount	32	1,131	35.3
2. Kevin Bradshaw, US International	28	875	31.3
3. Dave Jamerson, Ohio	28	874	31.2
4. Alphonzo Ford, Mississippi Valley St.	27	808	29.9
5. Steve Rogers, Alabama State	28	831	29.7

6. Hank Gathers, Loyola Marymount	26	754	29.0
7. Darryl Brooks, Tennessee State	24	690	28.8
8. Chris Jackson, LSU	32	889	27.8
9. Dennis Scott, Georgia Tech	35	970	27.8
10. MARK STEVENSON, Duquesne	29	788	27.2

### MICAH MAKES'EM

Micah Mason tied for the ninth-best 3-point shooting season in NCAA history - and best by a D-I player in 22 years - on his way to shattering Duquesne's 3-point shooting percentage record in 2013-14. In the process, he became the first Duquesne player in school history to lead the NCAA in a statistical category:

### TOP 3-POINT SHOOTING SEASONS IN NCAA HISTORY

3%	Name	Year	FG-AT
.634	Glenn Tropf, Holy Cross	1988	52-82
.632	Sean Wightman, Western Michigan	1992	48-76
.592	Keith Jennings, East Tenn. St.	1991	84-142
.585	Dave Calloway, Monmouth	1989	48-82
.573	Steve Kerr, Arizona	1988	114-199
.571	Reginald Jones, Prairie View	1987	64-112
.564	Jim Cantamessa, Siena	1998	66-117
.563	Joel Tribelhorn, Colorado State	1989	76-135
.560	MICAH MASON, Duquesne	2014	65-116
.560	Mike Joseph, Bucknell	1988	65-116

### 2014 NCAA 3-POINT PERCENTAGE

Name	3M-AT	3%
1. MICAH MASON, Duquesne	65-116	.560
2. Devante Wallace, High Point	78-159	.491
3. Melvin Johnson, Arkansas State	88-184	.478
4. Dylan Garrity, Sacramento State	75-159	.472
5. Ethan Wragge, Creighton	110-234	.470

\* - first and only Duquesne men's player to lead the NCAA in a season statistical category

### 2015 NCAA 3-POINT PERCENTAGE

Name	3M-AT	3%
7. Micah Mason, Duquesne	88-197	.447

### 2016 NCAA 3-POINTERS MADE

Name	3M	G
T3. Micah Mason, Duquesne	118	33

### DOMINANT DAMIAN

Damian Saunders ranked among the NCAA Top 10 in rebounds per game (11.3), steals per game (2.8) and double-doubles (20) as a junior in 2009-10:

### 2010 NCAA REBOUNDS/G.

Name	G	Reb	Rpg
6. Damian Saunders, Duquesne	32	360	11.3

### 2010 NCAA STEALS/G.

Name	G	Stl	Spg
2. Damian Saunders, Duquesne	32	89	2.8

### 2010 NCAA DOUBLE-DOUBLES

Name	G	D/D
T6. Damian Saunders, Duquesne	32	20

## JAMES REJECTS

Shawn James blocked 111 shots in his lone season on the Bluff:

### 2008 NCAA BLOCKS/G.

Name	G	Blk	Bpg
5. Shawn James, Duquesne	28	111	4.0

## HUGHES SWATS

Michael Hughes led the Dukes in blocks and steals in 2020. His 2.73 blocks per game ranked eighth nationally:

### 2020 NCAA BLOCKS/G.

Name	G	Blk	Bpg
8. Michael Hughes, Duquesne	30	82	2.7

## T.J. THE THIEF

T.J. McConnell ranked among the nation's leaders in steals/g. in each of his two seasons at Duquesne:

### 2011 NCAA STEALS/G.

Name	G	Stl	SpG
4. T.J. McConnell, Duquesne	32	91	2.8

### 2012 NCAA STEALS/G.

Name	G	Stl	SpG
3. T.J. McConnell, Duquesne	31	86	2.8

## INDIVIDUAL GAME

### TOP SINGLE GAME FREE THROW PCT.

100.0	by Dick Ricketts vs Dayton (19-of-19)
	on Dec. 29, 1955

One of many (minimum 18 made)

## NCAA TEAM LEADERS

The 2011 Dukes, who finished 19-13 in advancing to the second round of the CBI, led the nation in assists, steals and turnover margin per game. It was the first time in school history that a Duquesne team led the nation in a statistical category:

### 2011 ASSISTS

1st	Duquesne	32	571	17.8
-----	----------	----	-----	------

### 2011 STEALS

1st	Duquesne	32	317	9.9
-----	----------	----	-----	-----

### 2011 TURNOVER MARGIN

1st	Duquesne	32	20.09	13.38	+6.72
-----	----------	----	-------	-------	-------

## MISCELLANEOUS

### DUQ DIVISION I ALIGNMENT HISTORY

1948-present

### WINNINGEST SCHOOLS BY DECADE

1930-39	13th	Duquesne	143-50	.741
1940-49	4th	Duquesne*	118-32	.787
1950-59	14th	Duquesne	187-76	.711

\* - Duquesne's 1940s percentage is not recognized by the NCAA because the Dukes only played seven seasons due to WWII

### THE FIRST SCHOOL TO PLAY IN THE NIT AND NCAA TOURNAMENT IN THE SAME YEAR

Duquesne in 1940

### BEST RECORD AMONG INDEPENDENTS IN 1947

Duquesne's (20-2) was the best among 32 schools

### THE FIRST AFRICAN-AMERICAN DRAFTED INTO THE NBA

Chuck Cooper of Duquesne by the Boston Celtics in the second round in 1950

### HIGHEST FIELD GOAL PERCENTAGE 1969 NCAA TOURNAMENT

1969	Jarrett Durham	3g	26-38	.684
------	----------------	----	-------	------



# DUQUESNE YEAR-BY-YEAR

from available statistics since 1954

YEAR	G	W-L	PCT	FG	AT	PCT	3M	AT	PCT	FT	AT	PCT	PTS	AVG	REB	AVG	PF	AST	TO	BLK	STL
1954	29	26-3	.897	780	2113	.369				549	875	.627	2109	72.7							
1955	26	22-4	.846	630	1591	.396				531	756	.702	1791	68.9	1377	53.0					
1956	27	17-10	.630	643	1620	.397				526	753	.699	1812	67.1	1127	41.7	477				
1957	23	16-7	.696	541	1401	.386				490	674	.727	1572	68.3	979	42.6	377				
1958	22	10-12	.455	559	1467	.381				331	504	.657	1449	65.9	939	42.7	422				
1959	24	13-11	.542	618	1649	.375				358	533	.672	1594	66.4	1047	43.6	393				
1960	23	8-15	.348	584	1548	.377				331	452	.732	1499	65.2	1086	47.2	428				
1961	22	15-7	.682	626	1487	.421				399	562	.710	1652	75.1	1160	52.7	369				
1962	29	22-7	.759	761	1847	.412				507	699	.725	2103	72.5	1272	43.9	503				
1963	22	13-9	.591	615	1593	.386				269	398	.676	1499	68.1	1067	48.5	428				
1964	23	16-7	.696	759	1743	.435				384	566	.678	1902	82.7	1190	51.7	395				
1965	24	14-10	.583	760	1692	.449				387	545	.710	1907	79.5	1087	45.3	442				
1966	23	14-9	.609	726	1583	.459				304	449	.677	1756	76.3	1052	45.7	375				
1967	22	7-15	.318	611	1485	.411				293	442	.663	1515	68.9	957	43.5	483				
1968	25	18-7	.720	838	1891	.443				384	553	.694	2060	82.4	1207	48.3	439				
1969	26	21-5	.808	777	1721	.451				471	677	.696	2025	77.9	1241	47.7	470				
1970	24	17-7	.708	810	1724	.470				434	598	.726	2054	85.6	1244	51.8	434				
1971	25	21-4	.840	812	1657	.490				521	687	.758	2145	85.8	1227	49.1	463	406	16.2		
1972	25	20-5	.800	781	1613	.484				427	598	.714	1989	79.6	1026	41.0	343	375	15.0		
1973	24	16-8	.667	842	1669	.504				284	408	.696	1968	82.0	1020	42.5	417	375	15.6		
1974	24	12-12	.500	742	1730	.429				257	389	.661	1741	72.5	1127	47.0	437	364	15.2		
1975	25	14-11	.560	887	1810	.490				283	411	.689	2057	82.3	1029	41.2	548	369	14.8		
1976	25	12-13	.480	813	1790	.454				289	433	.667	1915	76.6	983	39.3	527	371	14.8		
1977	30	15-15	.500	943	2068	.456				371	575	.645	2257	75.2	1277	42.6	630	432	14.4		
1978	28	11-17	.393	848	1893	.448				357	526	.679	2053	73.3	1093	39.0	596	396	14.1	468	16.7
1979	26	13-13	.500	796	1638	.486				317	476	.666	1909	73.4	978	37.6	558	344	13.2	348	13.4
1980	28	18-10	.643	790	1644	.481				411	588	.699	1991	71.1	1074	38.4	588	402	14.4	493	17.6
1981	30	20-10	.667	870	1800	.483				481	689	.698	2221	74.0	1148	38.3	661	486	16.2	526	17.5
1982	27	11-16	.407	716	1563	.458				341	533	.640	1773	65.7	974	36.1	568	420	15.6	421	15.6
1983	28	12-16	.429	704	1428	.493	37	101	.366	460	675	.681	1905	68.0	854	30.5	541	398	14.2	440	15.7
1984	28	12-16	.429	698	1561	.447				390	544	.717	1786	63.8	864	30.9	625	399	14.3	459	16.4
1985	30	12-18	.400	712	1618	.440	39	119	.328	469	690	.680	1932	64.4	983	32.8	609	421	14.0	478	15.9
1986	29	15-14	.517	812	1650	.492				425	609	.698	2049	70.7	973	33.6	599	442	15.2	460	15.9
1987	29	12-17	.414	775	1683	.460	61	176	.347	401	637	.630	2012	69.4	1038	35.8	697	406	14.0	443	15.3
1988	32	11-21	.344	898	2006	.448	73	228	.320	581	868	.669	2450	76.6	1212	37.9	693	486	15.2	502	15.7
1989	29	13-16	.448	873	1944	.449	113	319	.354	494	739	.668	2353	81.1	1134	39.1	682	464	16.0	435	15.0
1990	29	7-22	.241	755	1666	.453	162	432	.375	365	525	.695	2037	70.2	1028	35.4	554	411	14.2	471	16.2
1991	28	13-15	.464	786	1769	.444	148	415	.357	429	701	.612	2149	76.8	1040	37.1	657	462	16.5	468	16.7
1992	28	13-15	.464	789	1683	.469	139	373	.373	466	708	.658	2183	78.0	1011	36.1	626	431	15.4	489	17.5
1993	28	13-15	.464	750	1640	.457	146	433	.337	450	734	.613	2096	74.9	1036	37.0	636	469	16.8	526	18.8
1994	30	17-13	.567	759	1693	.448	137	429	.319	504	814	.619	2159	72.0	1075	35.8	562	414	13.8	435	14.5
1995	28	10-18	.357	680	1673	.406	160	503	.318	388	603	.643	1908	68.1	977	34.9	605	459	16.4	322	11.5
1996	27	9-18	.333	743	1688	.440	166	456	.364	365	549	.665	2017	74.7	933	34.6	612	434	16.1	423	15.7
1997	27	9-18	.333	705	1635	.431	176	479	.367	394	587	.671	1980	73.3	910	33.7	554	370	13.7	458	17.0
1998	30	11-19	.367	774	1761	.440	163	468	.348	462	754	.613	2173	72.4	1107	36.9	637	407	13.6	589	19.6
1999	28	5-23	.179	577	1582	.365	142	480	.296	437	681	.642	1733	61.9	1052	37.6	602	265	9.5	447	16.0
2000	29	9-20	.310	682	1739	.392	178	567	.314	467	687	.680	2009	69.3	1056	36.4	564	334	11.5	443	15.3
2001	30	9-21	.300	735	1660	.443	156	440	.355	490	702	.698	2116	70.5	990	33.0	594	331	11.0	509	17.0
2002	28	9-19	.321	624	1482	.421	152	436	.349	392	541	.725	1792	64.0	940	33.6	565	324	11.6	447	16.0
2003	30	9-21	.300	705	1585	.445	170	464	.366	421	611	.689	2001	66.7	992	33.1	582	377	12.6	568	18.9
2004	29	12-17	.414	728	1604	.454	175	515	.340	409	602	.679	2040	70.3	1009	34.8	565	444	15.3	427	14.7
2005	30	8-22	.267	738	1763	.419	178	549	.324	360	471	.764	2014	67.1	1042	34.7	603	440	14.7	416	13.9
2006	27	3-24	.111	650	1536	.423	166	482	.344	320	438	.731	1786	66.1	877	32.5	514	396	14.7	382	14.1
2007	29	10-19	.345	805	1833	.439	239	722	.331	422	567	.744	2271	78.3	943	32.5	566	465	16.0	433	14.9
2008	30	17-13	.567	856	1863	.459	215	680	.316	543	737	.737	2470	82.3	1147	38.2	601	539	18.0	485	16.2
2009	34	21-13	.618	935	1987	.471	296	825	.359	517	743	.696	2683	78.9	1135	33.4	594	564	16.6	465	13.7
2010	32	16-16	.500	819	1920	.427	172	659	.261	441	730	.604	2251	70.3	1195	37.3	602	441	13.8	457	14.3
2011	32	19-13	.594	872	1905	.458	256	712	.360	494	794	.622	2494	77.9	1128	35.2	616	571	17.8	428	13.4
2012	31	16-15	.516	806	1786	.451	199	594	.335	441	660	.668	2252	72.6	954	30.8	541	473	15.3	374	12.1
2013	30	8-22	.267	714	1747	.409	244	722	.338	356	553	.644	2028	67.6	1076	35.9	523	383	12.8	437	14.6
2014	30	13-17	.433	751	1699	.442	218	600	.363	480	717	.669	2200	73.3	1060	35.3	540	457	15.2	331	11.0
2015	31	12-19	.387	803	1788	.449	245	663	.370	362	577	.627	2213	71.4	1124	36.3	559	466	15.0	381	12.3
2016	34	17-17	.500	950	2056	.462	322	883	.365	482	698	.691	2704	79.5	1332	39.2	693	531	15.6	473	13.9
2017	32	10-22	.313	785	1835	.428	226	677	.334	460	680	.676	2256	70.5	1167	36.5	597	401	12.5	454	14.2
2018	32	16-16	.500	801	1874	.427	261	745	.350	454	663	.685	2317	72.4	1149	35.9	600	382	11.9	383	12.0
2019	32	19-13	.594	810	1894	.428	271	841	.322	460	663	.694	2351	73.5	1133	35.4	582	442	13.8	451	14.1
2020	30	21-9	.700	758	1711	.443	235	738	.318	395	562	.703	2146	71.5	1050	35.0	464	428	14.3	379	12.6
2021	18	9-9	.500	438	1040	.421	115	385	.299	214	329	.650	1205	66.9	654	36.3	310	241	13.4	240	13.3
2022	30																				



# OPPONENT YEAR-BY-YEAR

from available statistics since 1954

YEAR	G	W-L	PCT	FG	AT	PCT	3M	AT	PCT	FT	AT	PCT	PTS	AVG	REB	AVG	PF	AST	TO	BLK	STL				
1954	29			503	1743	.289				545	822	.663	1551	53.5	1128	38.9									
1955	26			530	1617	.328				452	699	.647	1512	58.2	1120	43.1									
1956	27			603	1631	.370				506	788	.642	1712	63.4	1183	43.8	450								
1957	23			535	1507	.355				425	634	.670	1493	64.9	1062	46.2	380								
1958	22			539	1407	.383				382	582	.656	1460	66.4	1012	46.0	361								
1959	24			595	1522	.391				346	532	.650	1536	64.0	1032	43.0	373								
1960	23			569	1497	.380				408	618	.660	1546	67.2	1033	44.9	343								
1961	22			568	1438	.395				326	510	.639	1462	66.5	965	43.9	381								
1962	29			656	1648	.398				459	680	.675	1773	61.1	1123	38.7	518								
1963	22			535	1315	.407				377	573	.658	1447	65.8	954	43.4	335								
1964	23			642	1546	.415				344	499	.689	1628	70.8	1001	43.5	433								
1965	24			663	1513	.438				445	599	.743	1763	73.5	1007	42.0	420								
1966	23			661	1553	.426				329	490	.671	1651	71.8	1003	43.6	347								
1967	22			609	1351	.451				457	654	.699	1674	76.1	1005	45.7	352								
1968	25			682	1630	.418				403	595	.677	1769	70.8	1061	42.4	408								
1969	26			646	1602	.403				412	630	.654	1704	65.5	1040	40.0	478								
1970	24			648	1642	.395				388	565	.687	1688	70.3	999	41.6	460								
1971	25			693	1783	.389				423	591	.716	1809	72.4	1045	41.8	515								
1972	25			752	1641	.458				308	436	.706	1812	72.5	994	39.8	445								
1973	24			747	1732	.431				258	392	.658	1752	73.0	851	35.5	435								
1974	24			703	1616	.435				297	444	.669	1703	71.0	989	41.2	437	299	12.5						
1975	25			821	1651	.497				417	577	.723	2059	82.4	1045	41.8	436	354	14.2						
1976	25			762	1600	.476				352	539	.653	1876	75.0	940	37.6	455	390	15.6						
1977	30			901	1967	.458				525	697	.753	2327	77.6	1175	39.2	579	481	16.0						
1978	28			812	1802	.451				480	670	.716	2104	75.1	1082	38.6	531	430	15.4						
1979	26			741	1579	.469				434	572	.759	1916	73.7	900	34.6	456	377	14.5	378	14.5	51	1.96		
1980	28			699	1611	.434				463	652	.710	1861	66.5	959	34.3	568	389	13.9	456	16.3	61	2.18	188	6.71
1981	30			799	1748	.457				491	696	.705	2089	69.6	1022	34.1	671	409	13.6	548	18.3			263	8.77
1982	27			678	1465	.463				427	616	.693	1783	66.0	873	32.3	523	405	15.0	385	14.3	66	2.44	290	10.74
1983	28			740	1488	.497	35	91	.385	407	544	.748	1922	68.6	888	31.7	623	352	12.6	433	15.5			171	6.11
1984	28			699	1462	.478				518	734	.706	1916	68.4	1019	36.4	532	417	14.9	489	17.5			213	7.61
1985	30			774	1620	.478	52	132	.394	487	707	.689	2087	69.6	1062	35.4	611	405	13.5	431	14.4	90	3.00	266	8.87
1986	29			773	1626	.475				451	631	.715	1997	68.9	967	33.3	573	363	12.5	477	16.4	105	3.62	211	7.28
1987	29			712	1618	.440	128	353	.363	559	805	.694	2111	72.8	1097	37.8	563	380	13.1	423	14.6	92	3.17	186	6.41
1988	32			975	1974	.494	160	391	.409	529	764	.692	2639	82.5	1237	38.7	711	583	18.2	523	16.3	143	4.47	249	7.78
1989	29			836	1725	.485	116	291	.399	573	813	.705	2361	81.4	1128	38.9	632	485	16.7	500	17.2	118	4.07	205	7.07
1990	29			812	1702	.477	162	396	.409	470	678	.693	2256	77.8	1010	34.8	519	481	16.6	332	11.4	85	2.93	239	8.24
1991	28			747	1640	.455	100	277	.361	620	896	.692	2214	79.1	1133	40.5	586	420	15.0	481	17.2	96	3.43	237	8.46
1992	28			766	1658	.462	103	326	.316	559	812	.688	2194	78.4	1059	37.8	590	434	15.5	462	16.5	89	3.18	230	8.21
1993	28			699	1564	.447	142	418	.340	545	797	.684	2085	74.5	1008	36.0	611	426	15.2	555	19.8	77	2.75	240	8.57
1994	30			759	1797	.422	173	477	.363	468	714	.655	2159	72.0	1207	40.2	640	421	14.0	464	15.5	92	3.07	218	7.27
1995	28			727	1557	.467	117	383	.305	478	726	.658	2049	73.2	1087	38.8	542	415	14.8	512	18.3	133	4.75	215	7.68
1996	27			700	1579	.443	176	519	.339	547	797	.686	2123	78.6	1128	41.8	473	438	16.2	507	18.8	80	2.96	147	5.44
1997	27			718	1563	.459	177	525	.337	478	675	.708	2091	77.4	1062	39.3	510	475	17.6	513	19.0	92	3.41	204	7.56
1998	30			792	1769	.448	213	613	.347	533	768	.694	2330	77.7	1140	38.0	603	511	17.0	563	18.8	115	3.83	254	8.47
1999	28			661	1525	.433	186	488	.381	510	715	.713	2018	72.1	1054	37.6	584	432	15.4	432	15.4	147	5.25	180	6.43
2000	29			798	1749	.456	188	564	.333	430	608	.707	2214	76.3	1161	40.0	603	465	16.0	450	15.5	123	4.24	163	5.62
2001	30			826	1710	.483	204	556	.367	473	652	.725	2329	77.6	1028	34.3	630	502	16.7	485	16.2	134	4.47	221	7.37
2002	28			677	1594	.425	222	618	.359	444	657	.676	2020	72.1	1034	36.9	519	421	15.0	390	13.9	113	4.04	166	5.93
2003	30			751	1689	.445	221	575	.384	478	687	.696	2201	73.4	1028	34.3	554	424	14.1	462	15.4	109	3.63	244	8.13
2004	29			696	1672	.416	224	666	.336	455	643	.708	2071	71.4	1048	36.1	510	417	14.4	404	13.9	89	3.07	172	5.93
2005	30			750	1711	.438	234	638	.367	505	735	.687	2239	74.6	1127	37.6	474	463	15.4	379	12.6	97	3.23	193	6.43
2006	27			735	1580	.465	189	533	.355	432	629	.687	2091	77.4	1009	37.4	436	455	16.9	319	11.8	98	3.63	173	6.41
2007	29			881	1736	.507	234	553	.423	454	632	.718	2450	84.5	1110	38.3	535	582	20.1	483	16.7	150	5.17	186	6.41
2008	30			779	1836	.424	206	572	.360	459	659	.697	2223	74.1	1130	37.7	616	474	15.8	554	18.5	132	4.40	187	6.23
2009	34			918	1986	.462	235	675	.348	470	672	.699	2541	74.7	1218	35.8	651	546	16.1	539	15.9	140	4.12	199	5.85
2010	32			800	1920	.417	234	673	.348	450	674	.668	2284	71.4	1321	41.3	637	460	14.4	527	16.5	140	4.38	209	6.53
2011	32			759	1781	.426	195	581	.336	464	686	.676	2177	68.0	1220	38.1	686	409	12.8	643	20.1	121	3.78	185	5.78
2012	31			810	1768	.458	206	566	.364	406	572	.710	2232	72.0	1186	38.3	596	469	15.1	533	17.2	139	4.48	159	5.13
2013	30			815	1813	.450	237	625	.379	402	595	.676	2269	75.6	1139	38.0	519	479	16.0	364	12.1	116	3.87	216	7.20
2014	30			780	1712	.456	264	671	.393	387	576	.672	2211	73.7	1058	35.3	563	508	16.9	361	12.0	120	4.00	151	5.03
2015	31			800	1842	.434	283	738	.383	420	619	.679	2303	74.3	1124	36.3	534	517	16.7	337	10.9	97	3.13	170	5.48
2016	34			892	2141	.417	329	820	.401	564	803	.702	2677	78.7	1277	37.6	645	582	17.1	396	11.6	99	2.91	210	6.18
2017	32			843	1926	.438	237	661	.359	453	641	.707	2376	74.2	1195	37.3	614	510	15.9	399	12.5	152	4.75	189	5.91
2018	32			803	1771	.453	192	573	.335	447	645	.693	2245	70.2	1094	34.2									

# YEAR-BY-YEAR INDIVIDUAL LEADERS

YEAR	POINTS/G.	REBOUNDS/G.	ASSISTS/G.	BLOCKS/G	STEALS/G.
1948	Ed Dahler, So. .... 9.3				
1949	Chuck Cooper, Jr. .... 13.5				
1950	Ed Dahler, Sr. .... 16.9				
1951	Carl Pacacha, Jr. .... 14.2	Artie Goldberg, Jr. .... 6.2			
1952	Jim Tucker, So. .... 19.6	Jim Tucker, So. .... 14.4			
1953	Dick Ricketts, So. .... 20.9	Dick Ricketts, So. .... 11.0			
1954	Dick Ricketts, Jr. .... 17.2	Jim Tucker, Sr. .... 13.6			
1955	Sihugo Green, Jr. .... 22.0	Dick Ricketts, Sr. .... 17.3			
1956	Sihugo Green, Sr. .... 24.5	Sihugo Green, Sr. .... 13.2			
1957	Dave Ricketts, Sr. .... 17.9	Bob DePalma, Jr. .... 13.0			
1958	Bernie Matthews, Jr. .... 14.1	Bob DePalma, Sr. .... 9.1			
1959	Bernie Matthews, Sr. .... 15.3	Bob Slobodnik, So. .... 12.8			
1960	George Brown, Sr. .... 15.8	Bob Slobodnik, Jr. .... 13.4			
1961	Ned Twyman, Sr. .... 20.8	Bob Slobodnik, Sr. .... 13.3			
1962	Willie Somerset, So. .... 19.5	Clyde Arnold, Sr. .... 8.8			
1963	Ron Willard, So. .... 16.0	Dennis Cuff, Jr. .... 9.8			
1964	Willie Somerset, Jr. .... 24.7	Dennis Cuff, Sr. .... 11.6			
1965	Willie Somerset, Sr. .... 24.7	Willie Ross, Sr. .... 10.6			
1966	Jim Smith, Sr. .... 17.9	Phil Washington, So. .... 10.6			
1967	Moe Barr, So. .... 14.7	Ron Guziak, Jr. .... 9.4			
1968	Ron Guziak, Sr. .... 18.6	Phil Washington, Jr. .... 13.4			
1969	Jarrett Durham, So. .... 17.1	Garry Nelson, So. .... 8.3			
1970	Jarrett Durham, Jr. .... 18.9	Garry Nelson, Jr. .... 11.9			
1971	Mickey Davis, Jr. .... 19.1	Mickey Davis, Jr. .... 9.5	Mickey Davis, Jr. .... 5.6		
1972	Lionel Billingsy, So. .... 21.7	Lionel Billingsy, So. .... 14.3	Mike Barr, Sr. .... 5.7		
1973	Ruben Montanez, Sr. .... 17.8	Lionel Billingsy, Jr. .... 13.6	Jack Wojdowski, Sr. .... 4.9		
1974	Lionel Billingsy, Sr. .... 15.9	Lionel Billingsy, Sr. .... 13.1	Norm Nixon, Fr. .... 6.0		
1975	Kip McLane, Sr. .... 14.7	Kip McLane, Sr. .... 8.1	Norm Nixon, So. .... 4.2		
1976	Norm Nixon, Jr. .... 21.0	Jesse Hubbard, So. .... 9.2	Norm Nixon, Jr. .... 6.0		
1977	Norm Nixon, Sr. .... 22.0	Rich Cotton, Jr. .... 7.3	Norm Nixon, Sr. .... 5.9		
1978	B.B. Flenory, So. .... 14.4	Jesse Hubbard, Sr. .... 8.4	B.B. Flenory, So. .... 5.0		
1979	B.B. Flenory, Jr. .... 14.4	Bruce Atkins, Fr. .... 9.8	B.B. Flenory, Jr. .... 2.4		
1980	B.B. Flenory, Sr. .... 20.4	Bruce Atkins, So. .... 9.3	B.B. Flenory, Sr. .... 3.6	Ricky Tunstall, Fr. .... 2.6	B.B. Flenory, Sr. .... 1.9
1981	Ronnie Dixon, Sr. .... 16.8	Bruce Atkins, Jr. .... 11.7	Tom Cvitkovic, Jr. .... 3.1	John Moore, Sr. .... 0.8	Ronnie Dixon, Sr. .... 2.0
1982	Bruce Atkins, Sr. .... 16.1	Bruce Atkins, Sr. .... 10.4	Tom Cvitkovic, Sr. .... 3.2	Joey Myers, Jr. .... 0.6	Rod Scott, Sr. .... 1.5
1983	Billy Searles, Sr. .... 14.8	Joey Myers, Sr. .... 9.2	Andy Sisinni, Jr. .... 3.5	n/a	Andy Sisinni, Jr. .... 1.7
1984	Emmett Sellers, So. .... 17.9	Greg Harrison, Fr. .... 5.7	Andy Sisinni, Sr. .... 5.1	n/a	Emmett Sellers, So. .... 1.9
1985	Rick Suder, Jr. .... 17.7	Dwayne Rawls, Jr. .... 5.9	Pat Farrell, Sr. .... 4.3	Mark Beavers, So. .... 0.6	Pat Farrell, Sr. .... 2.0
1986	Rick Suder, Sr. .... 20.4	Dwayne Rawls, Sr. .... 8.0	Brian Shanahan, Fr. .... 4.7	Dwayne Rawls, Sr. .... 0.8	Rick Suder, Sr. .... 1.3
1987	Emmett Sellers, Sr. .... 17.7	Pete Freeman, Fr. .... 5.7	Tony Petrarca, Fr. .... 3.7	Brian Shanahan, So. .... 0.4	Emmett Sellers, Sr. .... 1.1
1988	Collins Dobbs, Jr. .... 17.3	Brian Shanahan, Jr. .... 5.5	Clayton Adams, Fr. .... 5.1	Brian Shanahan, Jr. .... 0.5	Clayton Adams, Fr. .... 2.2
1989	Brian Shanahan, Sr. .... 12.9	Brian Anselmino, Jr. .... 6.6	Clayton Adams, So. .... 5.5	Brian Anselmino, Jr. .... 0.7	Clayton Adams, So. .... 2.0
1990	Mark Stevenson, Sr. .... 27.2	Brian Anselmino, Sr. .... 9.3	Clayton Adams, Jr. .... 5.6	Shawn Kelly, Sr. .... 0.8	Clayton Adams, Jr. .... 2.0
1991	James Hargrove, Jr. .... 13.6	Derrick Alston, Fr. .... 6.3	Clayton Adams, Sr. .... 5.0	Derrick Alston, Fr. .... 1.9	Clayton Adams, Sr. .... 1.8
1992	James Hargrove, Sr. .... 20.7	Derrick Alston, So. .... 8.0	Effrem Whitehead, So. .... 3.3	Derrick Alston, So. .... 2.1	James Hargrove, Sr. .... 1.9
1993	Derrick Alston, Jr. .... 19.9	Derrick Alston, Jr. .... 9.3	Kenya Hunter, Fr. .... 5.3	Derrick Alston, Jr. .... 2.1	Kenya Hunter, Fr. .... 2.3
1994	Derrick Alston, Sr. .... 21.3	Derrick Alston, Sr. .... 7.3	Kenya Hunter, So. .... 3.5	Derrick Alston, Sr. .... 1.8	Kenya Hunter, So. .... 1.8
1995	Tom Pipkins, So. .... 17.4	Kevin Price, Fr. .... 5.7	Kenya Hunter, Jr. .... 4.0	Kevin Price, Fr. .... 0.9	Kenya Hunter, Jr. .... 2.2
1996	Kevin Price, So. .... 14.7	Kevin Price, So. .... 6.7	Mike James, So. .... 3.9	N. Hood & T. Bridges, Jr. .... 0.5	Mike James, So. .... 2.2
1997	Tom Pipkins, Sr. .... 19.3	Kevin Price, Jr. .... 5.6	Mike James, Jr. .... 4.1	Eriq Mason, Jr. .... 1.1	Mike James, Jr. .... 2.0
1998	Mike James, Sr. .... 17.5	Nick Bosnic, Sr. .... 5.7	Mike James, Sr. .... 3.5	Kevin Shand, Jr. .... 1.1	Mike James, Sr. .... 2.2
1999	Wayne Smith, Fr. .... 16.6	Wayne Smith, Fr. .... 6.2	Courtney Wallace, So. .... 3.9	John Davis, Sr. .... 0.9	Wayne Smith, Fr. .... 1.7
2000	Wayne Smith, So. .... 16.7	Wayne Smith, So. .... 7.0	Devin Montgomery, Fr. .... 3.8	Simon Ogunlesi, Jr. .... 0.7	Wayne Smith, So. .... 1.7
2001	Courtney Wallace, Sr. .... 16.6	Wayne Smith, Jr. .... 5.7	Courtney Wallace, Sr. .... 3.4	Wayne Smith, Jr. .... 0.5	Wayne Smith, Jr. .... 1.6
2002	Wayne Smith, Sr. .... 16.4	Aaron Lovelace, Sr. .... 6.3	Jamal Hunter, Sr. .... 2.9	Jon Pawlak, So. .... 0.5	Kevin Forney, Jr. .... 1.2
2003	Kevin Forney, Sr. .... 13.4	Elijah Palmer, Jr. .... 5.5	Bryant McAllister, Fr. .... 2.6	Elijah Palmer, Jr. .... 1.2	Jimmy Tricco, Jr. .... 1.1
2004	Elijah Palmer, Sr. .... 13.9	Elijah Palmer, Sr. .... 5.9	Martin Osimani, Jr. .... 5.9	Kieron Achara, Fr. .... 1.1	Bryant McAllister, So. .... 1.4
2005	Bryant McAllister, Jr. .... 16.1	Kieron Achara, So. .... 6.7	Martin Osimani, Sr. .... 5.0	Kieron Achara, So. .... 1.5	Bryant McAllister, Jr. .... 1.8
2006	Bryant McAllister, Sr. .... 19.7	DeVario Hudson, So. .... 5.4	Bryant McAllister, Sr. .... 4.8	DeVario Hudson, So. .... 1.2	Bryant McAllister, Sr. .... 1.3
2007	Robert Mitchell, Fr. .... 16.4	Kieron Achara, Jr. .... 7.3	Aaron Jackson, So. .... 3.8	Aaron Achara, Jr. .... 2.6	Aaron Jackson, So. .... 1.4
2008	Shawn James, Jr. .... 12.6	Shawn James, Jr. .... 6.9	Aaron Jackson, Jr. .... 3.5	Shawn James, Jr. .... 4.0	Damian Saunders, Fr. .... 1.5
2009	Aaron Jackson, Jr. .... 19.3	Damian Saunders, So. .... 7.6	Aaron Jackson, Sr. .... 5.7	Damian Saunders, So. .... 2.4	Damian Saunders, So. .... 2.1
2010	Damian Saunders, Jr. .... 15.0	Damian Saunders, Jr. .... 11.3	Eric Evans, So. .... 3.8	Damian Saunders, Jr. .... 2.9	Damian Saunders, Jr. .... 2.8
2011	Bill Clark, Sr. .... 16.3	Damian Saunders, Sr. .... 7.9	T.J. McConnell, Fr. .... 4.4	Damian Saunders, Sr. .... 2.7	T.J. McConnell, Fr. .... 2.8
2012	B.J. Monteiro, Sr. .... 15.0	B.J. Monteiro, Sr. .... 5.4	T.J. McConnell, So. .... 5.5	Andre Marhold, Jr. .... 1.4	T.J. McConnell, So. .... 2.8
2013	Derrick Colter, Fr. .... 13.5	Andre Marhold, Sr. .... 5.6	Derrick Colter, Fr. .... 5.2	Andre Marhold, Sr. .... 1.7	Jerry Jones, Jr. .... 1.0

*Italics indicates years stats were available before they were officially recognized by the NCAA (assists in 1983-84, blocks and steals in 1985-86)*

# YEAR-BY-YEAR INDIVIDUAL LEADERS

YEAR	POINTS/G.	REBOUNDS/G.	ASSISTS/G.	BLOCKS/G	STEALS/G.
2014	Ovie Soko, Sr. ....18.4	Ovie Soko, Sr. .... 8.0	Derrick Colter, So. .... .3.4	Dominique McKoy, Jr. ... 1.2	Desmond Ridenour, Fr. 0.9
2015	Derrick Colter, Jr. ....13.2	Dominique McKoy, Sr... 6.2	Derrick Colter, Jr. .... .3.6	Darius Lewis, So..... 1.0	Micah Mason, Jr. .... 1.1
2016	Micah Mason, Sr. ....18.4	L.G. Gill, Jr. .... 6.5	Derrick Colter, Sr..... .4.6	Darius Lewis, Jr. .... 1.3	Eric James, So. .... 1.1
2017	Mike Lewis II, Fr. ....14.1	Nakye Sanders, So. .... 5.9	Tarin Smith, So. .... .3.1	Nakye Sanders, So..... 1.3	Tarin Smith, So. .... 1.1
2018	Mike Lewis II, So.....14.4	Eric Williams Jr, Fr.... 8.8	R. Castro-Caneddy, Gr. . .3.4	Tyodus Verhoeven, Fr. . . . 2.2	Eric Williams Jr., Fr. . . . 1.3
2019	Eric Williams Jr., So. . . .14.0	Eric Williams Jr., So. .... 7.6	Sincere Carry, Fr..... .5.8	Michael Hughes, So. .... 2.3	Sincere Carry, Fr. .... 2.4
2020	Marcus Weathers, Jr. ....14.3	Marcus Weathers, Jr. . . . 8.1	Sincere Carry, So. .... .5.3	Michael Hughes, Jr..... 2.7	Michael Hughes, Jr. . . . 1.5
2021	Marcus Weathers, Sr....15.3	Michael Hughes, Sr. .... 7.9	Tavian Dunn-Martin, Sr. . .3.6	Michael Hughes, Sr. .... 1.6	Hughes/Dunn-Martin . . 1.0
2022	Primo Spears, Fr. ....12.7	Kevin Easley, So. .... 6.6	Primo Spears, Fr..... .3.0	Tre Williams, So. .... 2.1	Kevin Easley, So. .... 1.4
2023	Dae Dae Grant, Jr.....15.5	Austin Rotroff, Gr. .... 4.8	Tevin Brewer, Gr. .... .3.2	Tre Williams, Jr..... 1.0	Jimmy Clark III, Jr. . . . 2.3
<b>4-YEAR LEADERS ..... 0</b>		<b>4-YEAR LEADERS.....2</b>	<b>4-YEAR LEADERS ..... 3</b>	<b>4-YEAR LEADERS.....1</b>	<b>4-YEAR LEADERS .... 1</b>
None.....		Bruce Akins ..... 1979-82	Norm Nixon .....1974-77	Derrick Alston ..... 1991-94	Clayton Adams . . . 1988-91
.....		Derrick Alston ..... 1991-94	Clayton Adams.....1988-91	.....	.....
.....		.....	Derrick Colter.....2013-16	.....	.....
<b>3-YEAR LEADERS ..... 3</b>		<b>3-YEAR LEADERS.....5</b>	<b>3-YEAR LEADERS ..... 5</b>	<b>3-YEAR LEADERS.....2</b>	<b>3-YEAR LEADERS .... 5</b>
Willie Somerset . 1962, '64-65		Bob Slobodnik. .... 1959-61	B.B. Flenory .....1978-80	Kieron Achara . . 2004-05, '07	Kenya Hunter . . . 1993-95
B.B. Flenory .....1978-80		Lionel Billingsy ..... 1972-74	Kenya Hunter.....1993-95	Damian Saunders . . 2009-11	Mike James ..... 1996-98
Wayne Smith . . 1999-00, '02		Kevin Price ..... 1995-97	Mike James .....1996-98	Michael Hughes.... 2019-21	Wayne Smith . . . 1999-01
.....		Wayne Smith. .... 1999-01	Aaron Jackson . . . .2007-09	.....	Damian Saunders 2008-10
.....		Bryant McAllister . . 2004-06	.....	.....	.....
.....		Damian Saunders . . 2009-11	.....	.....	.....

# CAREER STATS FOR MISC PLAYERS

NAME	G/GS	MIN-AVG	FG-AT	PCT	3M-AT	PCT	FT-AT	PCT	A	B	S	PF-D	REB	PTS
Kieron Achara	115/69	2613-22.7	422-805	.524	37-121	.306	359-465	.772	102	185	68	289-9	607-5.3	1240-10.8
Tyson Acuff (at DU)	48/16	938-19.5	90-212	.425	38-105	.362	21-26	.808	42	7	26	54-0	107-2.2	239-5.0
Clayton Adams	109/105	3747-34.4	375-837	.448	2-9	.222	221-371	.596	573	11	215	265-2	391-3.6	973-8.9
Derrick Alston	114/109	3750-32.9	741-1320	.561	1-3	.333	420-729	.576	150	229	142	404-24	879-7.7	1903-16.7
Brian Anselmino	101/75	2492-24.7	294-629	.467	31-78	.397	163-217	.751	79	48	58	305-18	623-6.2	782-7.7
Clyde Arnold	71/		335-694	.483			273-366	.746				203-	575-8.1	945-13.3
Doug Arnold (at DU)	54/28	1650-30.6	307-654	.469			92-119	.773	84			130-2	332-6.1	706-13.1
Bruce Atkins	111/111	3773-34.0	586-1053	.557			361-520	.694				343-11	1147-10.3	1533-13.8
Maceo Austin (at DU)	38/33	979-25.8	80-207	.386	30-98	.306	39-56	.696	54	9	27	53-0	142-3.7	229-6.0
Leon Ayers III (at DU)	27/14	708-26.2	92-247	.372	30-113	.265	55-66	.833	43	9	29	38-0	109-4.0	269-10.0
Mike Barr	70		230-482	.477			133-184	.723	206				209-3.0	605-8.6
Moe Barr	73/		457-1017	.449			180-238	.756				176-	520-7.1	1094-15.0
Mike Bekelja (at DU)	36/9	346-9.6	9-37	.243	7-28	.250	8-12	.667	20	0	7	25-0	40-1.1	33-0.9
Paul Benec	70/		274-677	.405			133-189	.704				206-	439-6.3	681-9.7
Lionel Billingsy	65		445-947	.470			266-406	.655	92			168-	893-13.7	1156-17.8
Emile Blackman (at DU)	32/32	967-30.2	139-315	.441	41-104	.394	80-106	.755	46	6	17	79-2	127-4.0	399-12.5
Tyler Bluemling	98/5	1241-12.7	90-234	.385	60-180	.333	42-62	.677	107	7	37	132-5	101-1.0	283-2.9
Mequan Bolding (at DU)	53/40	1400-26.4	200-476	.420	54-183	.295	105-149	.705	79	9	62	83-0	223-4.2	559-10.5
Nick Bosnic (at DU)	83/71	2129-25.7	330-772	.428	124-338	.367	155-238	.651	186	29	64	176-2	396-4.8	939-11.3
Tevin Brewer (at DU)	29/26	730-25.2	81-199	.407	44-100	.440	11-15	.733	93	0	18	52-0	47-1.6	217-7.5
Chas Brown (at DU)	27/27	454-16.8	45-112	.402	2-2	1.000	14-35	.400	14	16	13	87-6	114-4.2	106-3.9
George Brown	69/		318-804	.396			216-303	.713				164-	482-7.0	852-12.3
Rene Castro-Caneddy (at DU)	78/33	1705-21.9	238-553	.430	79-241	.328	120-165	.727	180	3	43	105-1	144-1.8	675-8.7
Sincere Carry (at DU)	63/63	2154-34.2	248-592	.419	84-257	.327	170-238	.714	340	10	102	119-1	243-3.9	750-11.9
Derrick Colter	125/125	3948-31.6	550-1383	.398	239-675	.354	356-472	.754	526	16	107	256-6	370-3.0	1695-13.6
Bill Clark	126/100	3549-28.2	516-1168	.442	227-657	.346	369-517	.714	275	45	137	413-14	680-5.4	1628-12.9
Chuck Cooper	94		371				250							992-10.6
Dennis Cuff	66/		249-584	.426			166-233	.712				131-	525-8.0	659-10.0
Tom Cvitkovic	74/20	1208-16.3	95-217	.438			52-84	.619	198	8	44	89-2	89-1.2	242-3.3
Mickey Davis	49/		312-650	.480			216-275	.785				121-	420-8.6	840-17.1
Bob de Palma	63/		122-326	.374			139-221	.629				184-	543-8.6	383-6.1
Ronnie Dixon	108/41	2331-21.6	358-798	.449			230-331	.695	212			265-11	282-2.6	951-8.8
Collins Dobbbs	110/74	3115-28.3	498-1168	.426	67-179	.374	276-404	.683	275	41	130	248-5	386-3.5	1339-12.2
Ron Dokes	59/52	1510-25.6	201-410	.490	4-19	.210	148-220	.673	68	42	29	173-5	288-4.9	554-9.4
Tavian Dunn-Martin (at DU)	80/31	1986-24.8	224-634	.353	149-441	.338	141-168	.839	219	154	2	111-1	141-1.8	738-9.2
Jarrett Durham	74/		522-1093	.476			295-394	.749				189-	421-5.7	1331-18.0
Jason Duty	110/75	2297-20.9	171-447	.383	123-345	.357	75-94	.798	117	3	47	175-2	158-1.4	540-4.9
Eric Evans	119/64	3008-25.3	343-893	.384	98-360	.272	271-387	.700	309	2	121	226-4	248-2.1	1055-8.9
B.B. Flenory	88/26		511-1042	.490			359-471	.762	309			247-7	226-2.6	1382-15.7
Kevin Forney	105/57	2,702-25.7	405-869	.466	79-212	.373	210-265	.792	181	11	100	269-12	309-2.9	1099-10.5
Keith Gayden	54/24	998-18.5	141-323	.437	1-3	.333	74-113	.655	25	29	28	159-12	222-4.1	357-6.6
L.G. Gill (at DU)	94/42	1994-21.2	242-584	.414	111-329	.337	68-97	.701	70	45	26	225-4	406-4.3	663-7.1
Sihugo Green	81/81		599-1417	.423			407-639	.637					936-11.5	1605-19.8
R.J. Gunn Jr. (at DU)	24/4	486-20.2	66-172	.384	37-106	.349	18-26	.692	17	6	11	46-1	78-3.3	187-7.8
Ron Guziak	70/		427-964	.443			195-279	.699				213-	583-8.3	1049-15.0
James Hargrove	51/29	1555-30.5	318-737	.431	91-255	.357	165-239	.690	133	20	84	98-4	174-3.4	892-17.5
Jack Higgins (at DU)	58/16	1227-21.2	213-537	.397	104-266	.391	23-34	.676	72	85	11	113-3	147-2.5	553-9.5
Mounir Hima (at DU)	21/5	201-9.6	17-40	.425	0-0	.000	5-6	.833	1	21	4	35-0	58-2.8	39-1.9
Jesse Hubbard	100/		220-501	.439			109-174	.626	77			235-10	625-6.3	551-5.5
Michael Hughes (at DU)	77/72	1924-25.0	324-577	.562	10-42	.238	170-274	.620	112	177	87	237-11	534-6.9	828-10.8
Kenya Hunter	103/93	3017-29.3	310-783	.396	136-387	.351	215-289	.744	439	16	218	347-18	378-3.7	971-9.4
Aaron Jackson	120/101	3790-31.6	523-1003	.521	104-304	.342	278-359	.774	505	14	169	247-5	539-4.5	1428-11.9
Oscar Jackson	72/		339-701	.484			99-125	.792	165			194-2	192-2.7	777-10.8
Reggie Jackson	58/37	1347-23.2	167-395	.423	57-150	.380	110-136	.809	195	1	73	101-1	94-1.6	501-8.6
Eric James	115/24	1605-14.0	193-457	.422	47-181	.260	103-169	.609	80	20	72	151-4	332-2.9	536-4.7
Mike James	111/84	3116-28.1	537-1209	.444	93-283	.329	244-336	.726	348	9	201	315-13	329-3.0	1411-12.7
Fletcher Johnson	75/	complete stats unavailable												
Jackie Johnson III (at DU)	30/11	583-19.4	103-243	.424	41-110	.373	38-49	.776	35	4	19	25-0	45-1.5	285-9.5
Sean Johnson	123/54	2659-21.6	405-975	.415	105-322	.326	330-449	.735	180	29	81	254-3	301-2.4	1245-10.1
Jeremiah Jones	103/95	2755-26.7	260-661	.393	77-243	.317	164-247	.664	209	8	54	193-4	412-4.0	761-7.4
Jerry Jones	112/23	1915-17.1	207-483	.429	78-233	.335	68-106	.642	117	27	68	180-5	290-2.6	560-5.0
Amari Kelly (at DU)	43/0	418-9.7	45-98	.459	2-11	.182	3-11	.273	9	24	9	87-3	80-1.9	95-2.2
Davis Larson (at DU)	21/3	228-10.9	14-37	.378	3-11	.273	3-4	.750	7	1	5	20-0	38-1.8	34-1.6
Darius Lewis	105/66	1613-15.4	167-302	.553	0-0	.000	100-183	.546	49	105	19	288-16	445-4.2	434-4.1
Mike Lewis II (at DU)	76/72	2220-29.2	301-761	.396	164-454	.361	213-259	.822	81	4	61	142-0	156-2.1	979-12.9
Aaron Lovelace	96/50	2065-21.5	180-412	.437	13-37	.351	183-280	.654	97	37	87	290-15	424-4.4	556-5.8
Andre Marhold	96/47	1568-16.3	157-309	.508	0-1	.000	66-159	.415	27	107	25	184-4	309-3.2	380-4.0

# CAREER STATS FOR MISC PLAYERS

NAME	G/GS	MIN-AVG	FG-AT	PCT	3M-AT	PCT	FT-AT	PCT	A	B	S	PF-D	REB	PTS
Micah Mason (at DU)	89/86	2899-32.6	432-887	.487	271-592	.458	134-157	.854	311	4	87	154-1	295-3.3	1269-14.3
Bernie Matthews	67/		385-1002	.384			206-254	.811				191-	199-3.0	976-14.6
Bryant McAllister	115/105	3,435-29.9	517-1,221	.423	125-362	.345	387-502	.771	356	9	159	257-8	375-3.3	1546-13.4
T.J. McConnell (at DU)	63/61	2041-32.4	267-530	.504	77-185	.416	87-115	.757	311	13	177	107-1	256-4.1	698-11.1
Quincy McGriff (at DU)	29/7	473-16.3	51-143	.357	35-102	.343	16-22	.727	41	2	13	30-0	53-1.8	153-5.3
Dominique McKoy (at DU)	60/53	1598-26.6	222-390	.569	0-3	.000	82-159	.516	64	51	39	137-5	403-6.7	526-8.8
Kip McLane	72/		382-827	.462			97-154	.630	127			227-9	586-8.1	861-12.0
Brad Midgley	115/17	2290-19.9	195-466	.418	50-167	.299	152-228	.667	101	30	65	135-1	317-2.8	592-5.1
Isiaha Mike (at DU)	32/32	908-28.4	131-302	.434	46-138	.333	52-78	.667	51	27	26	85-1	184-5.8	360-11.3
Frank Miniotas	69/		359-737	.487			158-258	.612				218-	481-7.0	876-12.7
Ruben Montanez	64/		368-756	.487			147-210	.700	104			134-	327-5.1	883-13.8
B.J. Monteiro	121/87	2901-24.0	475-1028	.462	82-262	.313	195-367	.531	212	80	90	275-9	463-3.8	1227-10.1
Fred Moon	75/28	917-12.2	113-188	.601			39-89	.438	27				243-3.2	265-3.5
John Moore	111/30		486-918	.529			150-253	.592	132			321-17	674-6.1	1122-10.1
Joey Myers	103/40		327-719	.455			172-240	.717	146		83	209-3	565-5.5	831-8.1
Barry Nelson	74/		251-531	.473			167-248	.673				227-	546-7.4	669-9.0
Garry Nelson	75/		354-694	.510			250-342	.731				233-	722-9.6	958-12.8
Arnd Neuhaus	76/52	1762-23.2	298-587	.492	0-0	.000	169-238	.710	53	20	44	218-6	329-4.3	765-10.1
Norm Nixon	104		753-1512	.498			299-402	.744	577			314-15	411-4.0	1805-17.4
Lamar Norman Jr. (at DU)	61/25	1114-18.3	117-313	.374	74-217	.341	23-26	.885	38	2	35	69-0	103-1.7	331-5.4
Toby Okani (at DU)	48/25	948-19.8	79-204	.387	14-57	.246	30-46	.652	39	26	37	85-1	173-3.6	202-4.2
Martin Osimani (at DU)	59/57	1686-28.6	97-270	.359	40-140	.286	91-110	.827	323	9	59	150-4	143-2.4	325-5.5
Elijah Palmer	58/55	1574-27.1	266-528	.504	15-60	.250	135-223	.605	80	52	55	123-4	332-5.7	682-12.2
Jon Pawlak	79/6	1087-13.8	98-261	.376	30-95	.316	62-86	.721	21	25	13	107-3	182-2.3	288-3.7
Tony Petrarca	120/91	1732-14.4	404-1025	.394	287-735	.391	118-161	.733	418	9	142	348-16	412-3.4	1213-10.1
Tom Pipkins	112/103	3841-34.3	618-1539	.402	311-840	.370	281-375	.749	284	27	177	171-1	420-3.8	1828-16.3
TySean Powell (at DU)	55/7	849-15.4	145-249	.582	2-3	.667	72-115	.626	41	34	24	124-3	222-4.0	364-6.6
Kevin Price	112/77	2973-26.5	579-1193	.485	0-0	.000	327-474	.690	41	213	83	290-13	653-5.8	1485-13.3
Dwayne Rawls	104/63		289-538	.537			194-271	.716	50		77	290-13	484-4.7	772-7.4
Joe Reece (at DU)	29/27	533-18.4	99-200	.495	10-38	.263	71-103	.689	39	17	29	70-3	137-4.7	279-9.6
Bill Reilly	42/		166-384	.432			45-59	.763				43-	85-2.0	377-9.0
Mike Rice	44/		228-491	.464			173-269	.643				130-	374-8.5	629-14.3
Dave Ricketts	75/		286-736	.389			291-358	.813					347-4.6	863-11.5
Dick Ricketts	111		738-1891	.390			487-677	.719					1359-12.2	1963-17.7
Jordan Robinson	95-7	1165-12.3	156-284	.549	0-1	.000	100-165	.606	33	36	10	167-4	282-3.0	412-4.3
Willie Ross	66/		400-972	.412			136-207	.657				201-	624-9.5	936-14.2
Austin Rotroff	98/8	1060-10.8	130-214	.607	3-10	.300	70-126	.556	32	49	18	148-2	291-3.0	333-3.4
Damian Saunders	127/116	4073-32.1	599-1184	.506	104-342	.304	209-421	.496	281	300	277	311-6	1019-8.0	1511-11.9
Bill Searles	53/49		258-515	.501			91-135	.674	54		37	141-2	281-5.3	608-11.5
Emmitt Sellers	100/76		546-1071	.510			241-372	.648	232		118	268-9	326-3.3	1335-13.4
Brian Shanahan	113/90	3473-30.7	545-1161	.469	24-78	.308	241-379	.636	373	45	132	331-15	535-4.7	1355-12.0
Andy Sisinni	112/89		150-392	.383			168-237	.709	366		148	330-19	178-1.6	476-4.3
Bob Slobodnik	62/		308-799	.385			242-329	.736				159-	815-13.1	858-13.8
Tarin Smith (at DU)	64/36	1827-28.5	230-574	.401	50-169	.296	161-246	.654	201	27	65	92-1	208-3.3	671-10.5
Wayne Smith	112/101	3471-31.0	589-1472	.400	179-506	.354	463-616	.752	237	59	173	315-8	690-6.2	1820-16.2
Ovie Soko (at DU)	30/30	931-31.0	171-366	.467	14-51	.275	195-289	.675	50	19	26	95-4	240-8.0	551-18.4
Willie Somerset	76		645-1421	.454			435-540	.806				236-	406-5.3	1725-22.7
Primo Spears (at DU)	30/28	967-32.2	139-379	.367	30-100	.300	73-98	.745	91	4	39	45-0	75-2.5	381-12.7
Baylee Steele (at DU)	30/1	642-21.4	101-215	.470	33-96	.344	33-52	.635	13	16	18	55-0	140-4.7	268-8.9
Devone Stephenson	111/38	1744-15.7	144-340	.423	2-7	.286	154-274	.562	27	20	45	251-12	346-3.1	444-4.0
Mark Stevenson (at DU)	29/28	1113-38.4	297-621	.478	34-104	.327	160-204	.784	62	12	28	62-0	186-6.4	788-27.2
Rick Suder	105/77		546-1141	.479			342-390	.877	256		85	286-13	278-2.6	1459-13.9
Mike Talley (at DU)	63/30	1372-21.8	139-360	.386	56-176	.318	119-192	.620	135	0	37	126-0	85-1.3	453-7.2
Shawn Tann	111/41	1851-16.7	178-543	.328	115-359	.320	56-74	.757	59	9	38	96-0	135-1.2	527-4.7
Jimmy Tricco (at DU)	59/59	1708-29.0	206-484	.426	134-334	.401	44-62	.710	128	18	53	139-5	196-3.3	590-10.0
Gary Tucker	58/29	1292-22.3	171-374	.457	46-155	.297	98-144	.681	85	7	49	73-0	137-2.4	486-8.4
Jim Tucker	68/		441-				269-							1091-16.0
Ned Twyman	65/		364-940	.387			191-245	.780				143-	245-3.8	919-14.1
Courtney Wallace	106/87	3249-30.6	474-1184	.400	140-412	.340	306-401	.763	364	31	137	362-18	509-4.8	1394-13.1
Phil Washington	48/		229-481	.476			70-109	.642				155	578-12.0	528-11.0
Alan Watkins	78/57	1990-25.5	365-695	.525	5-23	.217	112-189	.593	112	42	43	273-21	403-5.2	847-10.9
Marcus Weathers (at DU)	79/78	2247-28.4	370-720	.514	31-126	.246	243-372	.653	103	76	66	181-3	576-7.3	1014-12.8
Effrem Whitehead	114/70	3317-29.1	355-992	.358	116-363	.320	315-503	.626	343	63	126	349-16	524-4.6	1141-10.0
Ron Willard	69/		514-1243	.414			120-176	.682				170-	243-3.5	1148-16.6
Mickey Winograd	78/		210-538	.390			288-427	.674					322-4.1	708-9.1
Jack Wojdowski	74/		363-728	.499			113-155	.729	222			153-	384-5.2	839-11.3
Jack Yun	56/		183-344	.532			52-61	.852	49			84-4	101-1.8	418-7.5
Bill Zopf	75/		387-888	.436			225-287	.784				164-	350-4.7	999-13.3



# YEAR-BY-YEAR STATS FOR MISC PLAYERS

## KIERON ACHARA – Stirling, Scotland (Stirling/Maine Central Institute)

YEAR	G/GS	MIN-AVG	FG-AT	PCT	3M-AT	PCT	FT-AT	PCT	A	B	S	PF-D	REB	PTS
2004	29/4	484-16.7	58-94	.617	0-2	.000	58-80	.725	11	33	8	61-1	106-3.7	174-6.0
2005	30/30	877-29.2	119-231	.515	0-6	.000	108-146	.740	30	46	21	81-3	202-6.7	346-11.5
2006	3/2	66-22.0	5-22	.227	1-4	.250	7-9	.778	3	2	0	5-0	11-3.7	18-6.0
2007	23/16	613-26.7	131-253	.518	17-57	.298	84-105	.800	32	59	23	66-3	167-7.3	363-15.8
2008	30/17	573-19.1	109-205	.532	19-52	.365	102-125	.816	26	45	16	76-2	121-4.0	339-11.3
<b>TOTAL</b>	<b>115/69</b>	<b>2613-22.7</b>	<b>422-805</b>	<b>.524</b>	<b>37-121</b>	<b>.306</b>	<b>359-465</b>	<b>.772</b>	<b>102</b>	<b>194</b>	<b>185</b>	<b>289-9</b>	<b>607-5.3</b>	<b>1240-10.8</b>

## CLAYTON ADAMS – Philadelphia, Pa. (Roman Catholic)

YEAR	G/GS	MIN-AVG	FG-AT	PCT	3M-AT	PCT	FT-AT	PCT	A	B	S	PF-D	REB	PTS
1988	32/32	1158-36.2	111-244	.455	0-2	.000	82-138	.594	163	5	70	82-1	105-3.3	304-9.5
1989	29/28	992-34.2	137-301	.455	0-2	.000	70-119	.588	159	1	57	73-1	105-3.7	344-11.9
1990	20/17	714-35.7	65-137	.475	1-2	.500	30-46	.652	112	2	39	48-0	81-4.1	161-08.1
1991	28/28	883-31.5	62-155	.400	1-3	.333	39-68	.574	139	3	49	62-0	100-3.6	164-5.9
<b>TOTAL</b>	<b>109/105</b>	<b>3747-34.4</b>	<b>375-837</b>	<b>.448</b>	<b>2-9</b>	<b>.222</b>	<b>221-371</b>	<b>.596</b>	<b>573</b>	<b>11</b>	<b>215</b>	<b>265-2</b>	<b>391-3.6</b>	<b>973-8.9</b>

## DERRICK ALSTON – Hoboken, N.J. (Hoboken)

YEAR	G/GS	MIN-AVG	FG-AT	PCT	3M-AT	PCT	FT-AT	PCT	A	B	S	PF-D	REB	PTS
1991	28/25	806-28.8	128-239	.536	0-0	.000	61-102	.598	36	54	23	112-10	175-6.3	317-11.3
1992	28/27	916-32.7	154-277	.556	0-1	.000	82-156	.526	43	60	33	94-4	225-8.0	390-13.9
1993	28/27	960-34.3	214-380	.563	1-1	1.000	128-223	.574	30	60	38	101-7	261-9.3	557-19.9
1994	30/30	1080-36.0	245-424	.578	0-1	.000	149-248	.601	41	55	48	97-3	218-7.3	639-21.3
<b>TOTAL</b>	<b>114/109</b>	<b>3750-32.9</b>	<b>741-1320</b>	<b>.561</b>	<b>1-3</b>	<b>.333</b>	<b>420-729</b>	<b>.576</b>	<b>150</b>	<b>229</b>	<b>142</b>	<b>404-24</b>	<b>879-7.7</b>	<b>1903-16.7</b>

## BRIAN ANSELMINO – New Eagle, Pa. (Ringgold)

YEAR	G/GS	MIN-AVG	FG-AT	PCT	3M-AT	PCT	FT-AT	PCT	A	B	S	PF-D	REB	PTS
1987	15/0	125-8.3	9-20	.450	0-1	.000	7-8	.875	1	1	4	31-1	33-2.2	25-1.7
1988	28/17	557-19.9	65-141	.461	1-2	.500	28-42	.667	26	14	13	86-7	129-4.6	159-5.7
1989	29/29	770-26.6	77-165	.467	0-0	.000	66-88	.750	19	21	22	102-7	191-6.6	220-7.5
1990	29/29	1040-35.9	143-303	.472	30-75	.400	62-79	.785	33	12	19	86-3	270-9.3	378-13.0
<b>TOTAL</b>	<b>101/75</b>	<b>2492-24.7</b>	<b>294-629</b>	<b>.467</b>	<b>31-78</b>	<b>.397</b>	<b>163-217</b>	<b>.751</b>	<b>79</b>	<b>48</b>	<b>58</b>	<b>305-18</b>	<b>623-6.2</b>	<b>782-7.7</b>

## CLYDE ARNOLD – Uhrichsville, Ohio

YEAR	G/GS	MIN-AVG	FG-AT	PCT	3M-AT	PCT	FT-AT	PCT	A	B	S	PF-D	REB	PTS
1960	20/		40-93	.430			36-47	.764				45	103-5.2	116-5.8
1961	22/		148-294	.503			93-132	.705				77	217-9.9	391-17.8
1962	29/		147-307	.479			144-187	.786				81	255-8.8	438-15.1
<b>TOTAL</b>	<b>71/</b>		<b>335-694</b>	<b>.483</b>			<b>273-366</b>	<b>.746</b>				<b>203</b>	<b>575-8.1</b>	<b>945-13.3</b>

## DOUG ARNOLD – Irwin, Pa. (Norwin)

YEAR	G/GS	MIN-AVG	FG-AT	PCT	3M-AT	PCT	FT-AT	PCT	A	B	S	PF-D	REB	PTS
1979, Fr.	26/	736-28.3	124-282	.440			30-46	.652	41			62-1	140-5.4	278-10.7
1980, So.	28/28	914-32.6	183-372	.492			62-73	.849	43	24	34	68-1	192-6.9	428-15.3
<b>TOTAL</b>	<b>54/28</b>	<b>1650-30.6</b>	<b>307-654</b>	<b>.469</b>			<b>92-119</b>	<b>.773</b>	<b>84</b>			<b>130-2</b>	<b>332-6.1</b>	<b>706-13.1</b>

\* - transferred to TCU following 1979-80 season

## BRUCE ATKINS – Wilkinsburg, Pa. (Wilkinsburg)

YEAR	G/GS	MIN-AVG	FG-AT	PCT	3M-AT	PCT	FT-AT	PCT	A	B	S	PF-D	REB	PTS
1979	26/26	928-35.7	139-226	.615			81-113	.717	61			71-2	256-9.9	359-13.8
1980	28/28	869-31.0	108-223	.484			70-95	.737	60			82-1	259-9.3	286-10.2
1981	30/30	1075-35.8	178-297	.599			97-138	.703	77			103-3	352-11.7	453-15.1
1982	27/27	901-33.4	161-307	.524			113-174	.649	54			87-5	280-10.4	435-16.1
<b>TOTAL</b>	<b>111/111</b>	<b>3773-34.0</b>	<b>586-1053</b>	<b>.557</b>			<b>361-520</b>	<b>.694</b>				<b>343-11</b>	<b>1147-10.3</b>	<b>1533-13.8</b>

## MIKE BARR – Canton, Ohio (Canton Lehman)

YEAR	G/GS	MIN-AVG	FG-AT	PCT	3M-AT	PCT	FT-AT	PCT	A	B	S	PF-D	REB	PTS
1970	20		21-57	.529			18-29	.621					52-2.6	72-3.6
1971	25		75-162	.463			46-58	.793	64				72-2.8	196-7.8
1972	25		134-263	.510			69-97	.711	142				85-3.4	337-13.4
<b>TOTAL</b>	<b>70</b>		<b>230-482</b>	<b>.477</b>			<b>133-184</b>	<b>.723</b>	<b>206</b>				<b>209-3.0</b>	<b>605-8.6</b>

## MOE BARR – Pittsburgh, Pa. (Penn Hills)

YEAR	G/GS	MIN-AVG	FG-AT	PCT	3M-AT	PCT	FT-AT	PCT	A	B	S	PF-D	REB	PTS
1967	22/		132-297	.444			60-82	.732				69-	137-6.2	324-14.7
1968	25/		160-362	.442			59-78	.756				56-	191-7.6	379-15.2
1969	26/		165-358	.461			61-78	.782				51-	192-7.4	391-15.0
<b>TOTAL</b>	<b>73/</b>		<b>457-1017</b>	<b>.449</b>			<b>180-238</b>	<b>.756</b>				<b>176-</b>	<b>520-7.1</b>	<b>1094-15.0</b>

## PAUL BENEK – Pittsburgh, Pa. (Central Catholic)

YEAR	G/GS	MIN-AVG	FG-AT	PCT	3M-AT	PCT	FT-AT	PCT	A	B	S	PF-D	REB	PTS
1960	22/		87-225	.387			36-56	.643				65-	128-5.8	210-9.5
1961	19/		63-146	.431			38-53	.717				50-	85-4.5	164-8.6
1962	29/		124-306	.405			59-80	.738				91-	226-7.8	307-10.6
<b>TOTAL</b>	<b>70/</b>		<b>274-677</b>	<b>.405</b>			<b>133-189</b>	<b>.704</b>				<b>206-</b>	<b>439-6.3</b>	<b>681-9.7</b>

# YEAR-BY-YEAR STATS FOR MISC PLAYERS

## LIONEL BILLINGY – Bronx, N.Y. (Our Savior Lutheran)

YEAR	G/GS	MIN-AVG	FG-AT	PCT	3M-AT	PCT	FT-AT	PCT	A	B	S	PF-D	REB	PTS
1972	25/		195-410	.476			152-217	.701	28			55-	357-14.3	542-21.7
1973	23/		135-283	.477			73-107	.682	41			59-	313-13.6	343-14.9
1974	17/		115-254	.453			41-82	.500	23			54-3	223-13.1	271-15.9
<b>TOTAL</b>	<b>65</b>		<b>445-947</b>	<b>.470</b>			<b>266-406</b>	<b>.655</b>	<b>92</b>			<b>168</b>	<b>893-13.7</b>	<b>1156-17.8</b>

## TYLER BLUEMLING – Pittsburgh, Pa. (Mt. Lebanon)

YEAR	G/GS	MIN-AVG	FG-AT	PCT	3M-AT	PCT	FT-AT	PCT	A	B	S	PF-D	REB	PTS
2002	28/0	357-12.8	28-76	.368	19-61	.311	19-26	.731	21	0	6	35-0	24-0.9	94-3.4
2003	23/0	226-9.8	11-30	.367	7-19	.368	6-11	.545	13	0	14	21-1	17-0.7	35-1.5
2004	17/0	105-6.2	7-16	.438	4-13	.308	6-9	.667	9	3	3	12-0	9-0.5	24-1.4
2005	30/5	553-18.4	44-112	.393	31-87	.356	11-16	.688	64	4	14	64-4	51-1.7	130-4.3
<b>TOTAL</b>	<b>98/5</b>	<b>1241-12.7</b>	<b>90-234</b>	<b>.385</b>	<b>60-180</b>	<b>.333</b>	<b>42-62</b>	<b>.677</b>	<b>80</b>	<b>7</b>	<b>37</b>	<b>132-5</b>	<b>101-1.0</b>	<b>283-2.9</b>

## NICK BOSNIC – Uniontown, Pa. (Laurel Highlands) transfer from Maryland

YEAR	G/GS	MIN-AVG	FG-AT	PCT	3M-AT	PCT	FT-AT	PCT	A	B	S	PF-D	REB	PTS
1994*	28/0	228-8.1	31-75	.413	8-23	.348	12-17	.706	24	13	17	25-0	41-1.5	82-2.9
1996	26/20	617-23.7	106-248	.427	39-96	.406	44-61	.721	52	10	9	53-1	126-4.8	295-11.3
1997	27/24	639-23.7	85-221	.383	30-105	.286	40-61	.656	48	3	25	49-1	98-3.5	240-8.7
1998	30/27	875-29.2	139-303	.459	55-137	.401	71-116	.612	86	16	30	74-0	172-5.7	404-13.5
<b>At DU</b>	<b>83/71</b>	<b>2129-25.7</b>	<b>330-772</b>	<b>.428</b>	<b>124-338</b>	<b>.367</b>	<b>155-238</b>	<b>.651</b>	<b>186</b>	<b>29</b>	<b>64</b>	<b>176-2</b>	<b>396-4.8</b>	<b>939-11.3</b>
<b>TOTAL</b>	<b>111/71</b>	<b>2357-21.2</b>	<b>361-847</b>	<b>.426</b>	<b>132-361</b>	<b>.366</b>	<b>167-255</b>	<b>.655</b>	<b>210</b>	<b>42</b>	<b>81</b>	<b>201-2</b>	<b>437-3.9</b>	<b>1021-9.2</b>

\* - at the University of Maryland

## GEORGE BROWN – Pittsburgh, Pa. (North Catholic)

YEAR	G/GS	MIN-AVG	FG-AT	PCT	3M-AT	PCT	FT-AT	PCT	A	B	S	PF-D	REB	PTS
1958	22/		86-210	.409			63-96	.656				46	142-6.5	235-10.7
1959	24/		94-245	.385			65-100	.650				57	187-7.8	253-10.5
1960	23/		138-349	.367			88-107	.822				61	153-6.7	364-15.8
<b>TOTAL</b>	<b>69/</b>		<b>318-804</b>	<b>.396</b>			<b>216-303</b>	<b>.713</b>				<b>164</b>	<b>482-7.0</b>	<b>852-12.3</b>

## RENE CASTRO-CANEDDY – Boston, Mass. (Worcester (Mass.) Academy) transfer from Butler

YEAR	G/GS	MIN-AVG	FG-AT	PCT	3M-AT	PCT	FT-AT	PCT	A	B	S	PF-D	REB	PTS
2014*	12/0	105-8.8	15-32	.469	3-9	.333	7-13	.538	4	0	5	7-0	7-0.6	40-3.3
2016	17/0	130-7.6	15-48	.313	4-20	.200	10-16	.625	10	0	2	12-0	10-0.6	44-2.6
2017	29/0	553-19.1	70-168	.417	27-78	.346	39-56	.696	62	0	13	34-0	43-1.5	206-7.1
2018	32/32	1022-31.9	153-337	.454	48-143	.336	71-93	.763	108	3	28	59-1	91-2.8	425-13.3
<b>At DU</b>	<b>78/33</b>	<b>1705-21.9</b>	<b>238-553</b>	<b>.430</b>	<b>79-241</b>	<b>.328</b>	<b>120-165</b>	<b>.727</b>	<b>180</b>	<b>3</b>	<b>43</b>	<b>105-1</b>	<b>144-1.8</b>	<b>675-8.7</b>
<b>TOTAL</b>	<b>90/33</b>	<b>1810-20.1</b>	<b>253-585</b>	<b>.432</b>	<b>82-250</b>	<b>.328</b>	<b>127-178</b>	<b>.713</b>	<b>184</b>	<b>3</b>	<b>48</b>	<b>112-1</b>	<b>151-1.7</b>	<b>715-7.9</b>

\* - at Butler University

## SINCERE CARRY – Farrell, Pa. (Solon (Ohio) HS) transferred to Kent State following the first semester of 2020-21

YEAR	G/GS	MIN-AVG	FG-AT	PCT	3M-AT	PCT	FT-AT	PCT	A	B	S	PF-D	REB	PTS
2019, Fr.	28/28	938-33.5	116-267	.434	34-108	.315	74-103	.718	161	6	68	53-1	102-3.6	340-12.1
2020, So.	30/30	1066-35.5	118-287	.411	45-134	.336	84-112	.750	158	4	26	58-0	117-3.9	365-12.2
2021, Jr.	5/5	151-30.2	14-38	.368	5-15	.333	12-23	.522	21	0	8	8-0	24-4.8	45-9.0
<b>TOTAL</b>	<b>63/63</b>	<b>2154-34.2</b>	<b>248-592</b>	<b>.419</b>	<b>84-257</b>	<b>.327</b>	<b>170-238</b>	<b>.714</b>	<b>340</b>	<b>10</b>	<b>102</b>	<b>119-1</b>	<b>243-3.9</b>	<b>750-11.9</b>

## BILL CLARK – Redondo Beach, Calif. (Worcester (Mass.) Academy)

YEAR	G/GS	MIN-AVG	FG-AT	PCT	3M-AT	PCT	FT-AT	PCT	A	B	S	PF-D	REB	PTS
2008	30/9	589-19.6	80-209	.383	40-128	.313	45-70	.643	41	9	28	96-2	129-4.3	245-8.2
2009	34/34	1004-29.5	141-286	.493	66-166	.398	92-135	.681	91	7	32	121-7	171-5.0	440-12.9
2010	30/25	963-32.1	133-323	.412	46-165	.279	111-150	.740	63	13	30	96-3	181-6.0	423-14.1
2011	32/32	993-31.0	162-350	.463	75-198	.379	121-162	.747	80	16	47	100-2	199-6.2	520-16.3
<b>TOTAL</b>	<b>126/100</b>	<b>3549-28.2</b>	<b>516-1168</b>	<b>.442</b>	<b>227-657</b>	<b>.346</b>	<b>369-517</b>	<b>.714</b>	<b>275</b>	<b>45</b>	<b>137</b>	<b>413-14</b>	<b>680-5.4</b>	<b>1628-12.9</b>

## DERRICK COLTER – Forestville, Md. (Largo)

YEAR	G/GS	MIN-AVG	FG-AT	PCT	3M-AT	PCT	FT-AT	PCT	A	B	S	PF-D	REB	PTS
2013	30/30	967-32.2	136-362	.376	50-159	.314	84-126	.667	156	5	24	60-2	83-2.8	406-13.5
2014	30/30	773-25.8	87-240	.363	49-142	.345	49-70	.700	101	2	20	64-2	75-2.5	272-9.1
2015	31/31	988-31.9	134-302	.444	60-141	.426	80-103	.777	113	2	29	65-1	89-2.9	408-13.2
2016	34/34	1220-35.9	193-479	.403	80-233	.343	143-173	.827	156	7	34	67-1	123-3.6	609-17.9
<b>TOTAL</b>	<b>125/125</b>	<b>3948-31.6</b>	<b>550-1383</b>	<b>.398</b>	<b>239-675</b>	<b>.354</b>	<b>356-472</b>	<b>.754</b>	<b>526</b>	<b>16</b>	<b>107</b>	<b>256-6</b>	<b>370-3.0</b>	<b>1695-13.6</b>

## CHUCK COOPER – Pittsburgh, Pa. (Westinghouse) transfer from West Virginia State

YEAR	G/GS	MIN-AVG	FG-AT	PCT	3M-AT	PCT	FT-AT	PCT	A	B	S	PF-D	REB	PTS
1947	20		55				62							180-9.0
1948	23		64				46							174-7.6
1949	22		119-294	.404			60-90	.667						298-13.5
1950	29		133	.383			82	.645						348-12.0
<b>TOTAL</b>	<b>94</b>		<b>371</b>				<b>250</b>							<b>1,000-10.6</b>

# YEAR-BY-YEAR STATS FOR MISC PLAYERS

## DENNIS CUFF – Pittsburgh, Pa. (Fifth Avenue)

YEAR	G/GS	MIN-AVG	FG-AT	PCT	3M-AT	PCT	FT-AT	PCT	A	B	S	PF-D	REB	PTS
1962	24/		31-75	.413			19-26	.700				29-	79-3.3	76-3.2
1963	22/		125-296	.422			75-105	.714				53-	215-9.8	325-14.8
1964	20/		93-213	.437			72-102	.706				49-	231-11.6	258-12.9
<b>TOTAL</b>	<b>66/</b>		<b>249-584</b>	<b>.426</b>			<b>166-233</b>	<b>.712</b>				<b>131-</b>	<b>525-8.0</b>	<b>659-10.0</b>

## TOM CVITKOVIC – Ambridge, Pa. (Ambridge) transfer from Cincinnati

YEAR	G/GS	MIN-AVG	FG-AT	PCT	3M-AT	PCT	FT-AT	PCT	A	B	S	PF-D	REB	PTS
1979*														
1980	17/2	133-7.8	13-27	.481			4-12	.333	17	1	5	12-0	11-0.6	30-1.7
1981	30/6	598-19.9	44-113	.389			27-38	.711	94	4	23	50-2	43-1.4	115-3.8
1982	27/12	477-17.7	38-77	.494			21-34	.618	87	3	16	27-0	35-1.3	97-3.6
<b>TOTAL</b>	<b>74/20</b>	<b>1208-16.3</b>	<b>95-217</b>	<b>.438</b>			<b>52-84</b>	<b>.619</b>	<b>198</b>	<b>8</b>	<b>44</b>	<b>89-2</b>	<b>89-1.2</b>	<b>242-3.3</b>

\* - at Cincinnati (transferred midway through freshman season)

## ED DAHLER – Hillsboro, Ill.

YEAR	G/GS	MIN-AVG	FG-AT	PCT	3M-AT	PCT	FT-AT	PCT	A	B	S	PF-D	REB	PTS
1947	19/													180-9.5
1948	16/													150-9.4
1949	21/		81-238	.340										230-10.9
1950	28/		173-	.432			128-	.744						474-16.9
<b>TOTAL</b>	<b>84/</b>													<b>1,034-12.3</b>

## MICKEY DAVIS – Monaca, Pa. (Monaca)

YEAR	G/GS	MIN-AVG	FG-AT	PCT	3M-AT	PCT	FT-AT	PCT	A	B	S	PF-D	REB	PTS
1970, So.	24/		135-290	.466			93-121	.769				60-	182-7.6	363-15.1
1971, Jr.	25/		177-360	.492			123-154	.799	139			61-	238-9.5	477-19.1
Left school early to play professionally (ABA)														
<b>TOTAL</b>	<b>49/</b>		<b>312-650</b>	<b>.480</b>			<b>216-275</b>	<b>.785</b>				<b>121-</b>	<b>420-8.6</b>	<b>840-17.1</b>

## BOB dePALMA – East Orange, N.J. (East Orange)

YEAR	G/GS	MIN-AVG	FG-AT	PCT	3M-AT	PCT	FT-AT	PCT	A	B	S	PF-D	REB	PTS
1956	21/		12-42	.286			15-26	.577				35	71-3.4	39-1.9
1957	23/		65-170	.382			80-125	.640				91	300-13.0	210-9.1
1958	19/		45-114	.395			44-70	.628				58	172-9.1	134-7.1
<b>TOTAL</b>	<b>63/</b>		<b>122-326</b>	<b>.374</b>			<b>139-221</b>	<b>.629</b>				<b>184</b>	<b>543-8.6</b>	<b>383-6.1</b>

## RON DIXON – Macon, Ga. (Southwest)

YEAR	G/GS	MIN-AVG	FG-AT	PCT	3M-AT	PCT	FT-AT	PCT	A	B	S	PF-D	REB	PTS
1978	25/	270-10.8	51-115	.443			16-28	.571	23			39-1	33-1.3	118-4.7
1979	25/	390-15.6	43-125	.344			16-26	.615	41			58-0	47-1.9	102-4.1
1980	28/11	639-22.8	79-173	.457			64-88	.727	70	8	49	63-4	83-3.0	227-8.1
1981	30/30	1032-34.4	185-385	.481			134-189	.709	78	7	60	105-6	119-4.0	504-16.8
<b>TOTAL</b>	<b>108/41</b>	<b>2331-21.6</b>	<b>358-798</b>	<b>.449</b>			<b>230-331</b>	<b>.695</b>	<b>212</b>			<b>265-11</b>	<b>282-2.6</b>	<b>951-8.8</b>

## COLLINS DOBBS – Pittsburgh, Pa. (Allerdice)

YEAR	G/GS	MIN-AVG	FG-AT	PCT	3M-AT	PCT	FT-AT	PCT	A	B	S	PF-D	REB	PTS
1985	30/21	1017-33.9	140-320	.438	2-4	.500	83-131	.634	77	9	45	61-0	137-4.6	365-12.2
1986	20/16	498-24.9	67-169	.385			30-50	.600	49	7	23	44-1	53-2.6	164-8.2
1988	32/28	1091-34.1	202-466	.434	29-82	.354	122-159	.767	111	13	36	77-2	132-4.1	555-17.3
1989	28/9	509-18.2	89-213	.418	36-93	.387	41-64	.641	38	12	26	66-2	64-2.3	255-9.1
<b>TOTAL</b>	<b>110/74</b>	<b>3115-28.3</b>	<b>498-1168</b>	<b>.426</b>	<b>67-179</b>	<b>.374</b>	<b>276-404</b>	<b>.683</b>	<b>275</b>	<b>41</b>	<b>130</b>	<b>248-5</b>	<b>386-3.5</b>	<b>1339-12.2</b>

## RON DOKES – South Bend, Ind. (Riley/Lincoln Trail JC)

YEAR	G/GS	MIN-AVG	FG-AT	PCT	3M-AT	PCT	FT-AT	PCT	A	B	S	PF-D	REB	PTS
2003	30/27	848-28.3	115-238	.483	3-17	.176	75-107	.701	37	28	18	87-2	153-5.1	308-10.3
2004	29/25	662-22.8	86-172	.500	1-2	.500	73-113	.646	31	14	11	86-3	135-4.7	246-8.5
<b>TOTAL</b>	<b>59/52</b>	<b>1510-25.6</b>	<b>201-410</b>	<b>.490</b>	<b>4-19</b>	<b>.210</b>	<b>148-220</b>	<b>.673</b>	<b>68</b>	<b>42</b>	<b>29</b>	<b>173-5</b>	<b>288-4.9</b>	<b>554-9.4</b>

## TAVIAN DUNN-MARTIN – Huntington, W.Va. (Huntington) transfer from Akron - transferred to Florida Gulf Coast for the 2021-22 season

YEAR	G/GS	MIN-AVG	FG-AT	PCT	3M-AT	PCT	FT-AT	PCT	A	B	S	PF-D	REB	PTS
2017*	36/1	383-10.6	49-126	.389	33-88	.375	14-18	.778	38	0	12	37-0	29-0.8	145-4.0
2019	32/4	666-20.8	71-195	.364	47-137	.343	60-68	.882	81	1	30	48-1	44-1.4	249-7.8
2020	30/12	776-25.9	93-267	.348	71-202	.351	49-58	.845	74	1	41	37-0	54-1.8	306 10.2
2021	18/15	544-30.2	60-172	.349	31-102	.304	32-42	.762	64	0	18	26-0	43-2.4	183 10.2
<b>AT DU</b>	<b>80/31</b>	<b>1986-24.8</b>	<b>224-634</b>	<b>.353</b>	<b>149-441</b>	<b>.338</b>	<b>141-168</b>	<b>.839</b>	<b>219</b>	<b>2</b>	<b>89</b>	<b>111-0</b>	<b>141-1.8</b>	<b>738 9.2</b>

\* - at Akron in 2017

## JARRETT DURHAM – Aliquippa, Pa. (Aliquippa)

YEAR	G/GS	MIN-AVG	FG-AT	PCT	3M-AT	PCT	FT-AT	PCT	A	B	S	PF-D	REB	PTS
1969	26/		177-386	.459			98-129	.760				71-	132-5.1	452-17.4
1970	24/		184-387	.475			86-125	.688				61-	146-6.1	454-18.9
1971	24/		161-320	.503			111-140	.793	42			57-	143-5.9	433-18.0
<b>TOTAL</b>	<b>74/</b>		<b>522-1093</b>	<b>.476</b>			<b>295-394</b>	<b>.749</b>				<b>189-</b>	<b>421-5.7</b>	<b>1339-18.1</b>

# YEAR-BY-YEAR STATS FOR MISC PLAYERS

## JASON DUTY – Cranberry Township, Pa. (Vincentian)

YEAR	G/GS	MIN-AVG	FG-AT	PCT	3M-AT	PCT	FT-AT	PCT	A	B	S	PF-D	REB	PTS
2007	20/6	303-15.2	20-56	.357	14-47	.298	14-17	.824	17	0	6	18-1	14-0.7	68-3.4
2008	25/9	286-11.4	18-57	.316	14-48	.292	7-9	.778	14	0	9	30-0	23-0.9	57-2.3
2009	34/34	842-24.8	81-186	.435	55-133	.414	34-41	.829	45	1	14	64-1	60-1.8	251-7.4
2010	31/26	866-27.9	52-148	.351	40-117	.342	20-27	.741	41	2	18	63-0	61-2.0	164-5.3
<b>TOTAL</b>	<b>110/75</b>	<b>229-20.9</b>	<b>171-447</b>	<b>.383</b>	<b>123-345</b>	<b>.357</b>	<b>75-94</b>	<b>.798</b>	<b>117</b>	<b>3</b>	<b>47</b>	<b>175-2</b>	<b>158-1.4</b>	<b>540-4.9</b>

## ERIC EVANS – Detroit, Mich. (Northwestern)

YEAR	G/GS	MIN-AVG	FG-AT	PCT	3M-AT	PCT	FT-AT	PCT	A	B	S	PF-D	REB	PTS
2009	34/0	809-23.8	103-270	.381	39-134	.291	89-117	.761	75	0	29	55-0	53-1.6	334-9.8
2010	32/32	994-31.1	115-303	.380	22-98	.224	69-109	.633	121	0	42	79-3	82-2.6	321-10.0
2011	22/4	398-18.1	32-89	.360	12-35	.343	32-51	.627	34	1	16	44-0	38-1.7	108-4.9
2012	31/28	807-26.0	93-231	.403	25-93	.269	81-110	.736	79	1	34	48-1	75-2.4	292-9.4
<b>TOTAL</b>	<b>119/64</b>	<b>3008-25.3</b>	<b>343-893</b>	<b>.384</b>	<b>98-360</b>	<b>.272</b>	<b>271-387</b>	<b>.700</b>	<b>309</b>	<b>2</b>	<b>121</b>	<b>226-4</b>	<b>248-2.1</b>	<b>1055-8.9</b>

## B.B. FLENORY – New Kensington, Pa. (Valley)

YEAR	G/GS	MIN-AVG	FG-AT	PCT	3M-AT	PCT	FT-AT	PCT	A	B	S	PF-D	REB	PTS
1977	8/		19-43	.442			16-21	.762	12			14-0	11-1.4	54-6.8
1978	28/	999-35.7	146-327	.446			111-151	.735	140			82-2	114-4.1	403-14.4
1979	25/	864-34.6	197-402	.490			116-150	.773	61			76-3	49-2.0	510-20.4
1980	27/26	938-34.7	149-270	.552			116-149	.779	96	2	51	75-2	52-1.9	415-15.4
<b>TOTAL</b>	<b>88/26</b>		<b>511-1042</b>	<b>.490</b>			<b>359-471</b>	<b>.762</b>	<b>309</b>			<b>247-7</b>	<b>226-2.6</b>	<b>1382-15.7</b>

## KEVIN FORNEY – Philadelphia, Pa. (Philadelphia Christian Academy)

YEAR	G/GS	MIN-AVG	FG-AT	PCT	3M-AT	PCT	FT-AT	PCT	A	B	S	PF-D	REB	PTS
2000	21/3	379-18.0	58-144	.403	10-34	.294	16-19	.842	17	0	17	38-1	32-1.5	142-6.8
2001	27/14	708-26.2	89-206	.432	15-45	.333	53-66	.803	55	3	21	61-1	74-2.7	246-9.1
2002	27/27	755-28.0	115-231	.498	22-56	.393	56-75	.747	45	4	33	77-5	103-3.8	308-11.4
2003	30/13	860-28.7	143-288	.497	32-77	.416	85-105	.810	64	4	29	93-5	100-3.3	403-13.4
<b>TOTAL</b>	<b>105/57</b>	<b>2702-25.7</b>	<b>405-869</b>	<b>.466</b>	<b>79-212</b>	<b>.373</b>	<b>210-265</b>	<b>.792</b>	<b>181</b>	<b>11</b>	<b>100</b>	<b>269-12</b>	<b>309-2.9</b>	<b>1099-10.5</b>

## STEVE GARAY – Sharon, Pa. (Sharon)

YEAR	G/GS	MIN-AVG	FG-AT	PCT	3M-AT	PCT	FT-AT	PCT	A	B	S	PF-D	REB	PTS
1951														
1952	26/		70-	.354			41-	.732						181-6.9
1953	27/		56-	.296			60-	.714						172-6.4
<b>TOTAL</b>														

## KEITH GAYDEN – Chicago, Ill. (Tilden/Kennedy-King College)

YEAR	G/GS	MIN-AVG	FG-AT	PCT	3M-AT	PCT	FT-AT	PCT	A	B	S	PF-D	REB	PTS
2005	27/5	457-16.9	57-128	.445	0-0	.000	27-43	.628	10	12	17	74-4	109-4.0	141-5.2
2006	27/19	541-20.0	84-195	.431	1-3	.333	47-70	.671	15	17	11	85-8	113-4.2	216-8.0
<b>TOTAL</b>	<b>54/24</b>	<b>998-18.5</b>	<b>141-323</b>	<b>.437</b>	<b>1-3</b>	<b>.333</b>	<b>74-113</b>	<b>.655</b>	<b>25</b>	<b>29</b>	<b>28</b>	<b>159-12</b>	<b>222-4.1</b>	<b>357-6.6</b>

## L.G. GILL – Chesterfield, Va. (Benedictine College Prep)

YEAR	G/GS	MIN-AVG	FG-AT	PCT	3M-AT	PCT	FT-AT	PCT	A	B	S	PF-D	REB	PTS
2014	29/0	353-12.2	37-97	.381	22-66	.333	9-11	.818	8	6	5	49-1	57-2.0	105-3.6
2015	31/8	620-20.0	80-202	.396	36-109	.330	17-29	.586	29	18	14	75-2	128-4.1	213-6.9
2016	34/34	1021-30.0	125-285	.439	53-154	.344	42-57	.737	33	21	7	101-1	221-6.5	345-10.1
<b>TOTAL</b>	<b>94/42</b>	<b>1994-21.2</b>	<b>242-584</b>	<b>.414</b>	<b>111-329</b>	<b>.337</b>	<b>68-97</b>	<b>.701</b>	<b>70</b>	<b>45</b>	<b>26</b>	<b>225-4</b>	<b>406-4.3</b>	<b>663-7.1</b>

\* - graduate transfer to Maryland following his third season at Duquesne

## SIHUGO GREEN – Brooklyn, N.Y. (Boys)

YEAR	G/GS	MIN-AVG	FG-AT	PCT	3M-AT	PCT	FT-AT	PCT	A	B	S	PF-D	REB	PTS
1954	29/29		152-377	.403			88-146	.603					239-8.2	392-13.5
1955	25/25		206-470	.438			139-235	.591					341-13.6	551-22.0
1956	27/27		241-570	.423			180-258	.698					356-13.2	662-24.5
<b>TOTAL</b>	<b>81/81</b>		<b>599-1417</b>	<b>.423</b>			<b>407-639</b>	<b>.637</b>					<b>936-11.5</b>	<b>1605-19.8</b>

## RON GUZIAK – Pittsburgh, Pa. (St. Casimer)

YEAR	G/GS	MIN-AVG	FG-AT	PCT	3M-AT	PCT	FT-AT	PCT	A	B	S	PF-D	REB	PTS
1966	23/		108-261	.414			65-96	.677				76-	190-8.3	281-12.2
1967	22/		119-285	.418			65-90	.722				73-	206-9.4	303-13.8
1968	25/		200-418	.478			65-93	.699				64-	187-7.5	465-18.6
<b>TOTAL</b>	<b>70/</b>		<b>427-964</b>	<b>.443</b>			<b>195-279</b>	<b>.699</b>				<b>213-</b>	<b>583-8.3</b>	<b>1049-15.0</b>

## JAMES HARGROVE – Patterson, N.J. (Kennedy/Southeastern, Iowa CC)

YEAR	G/GS	MIN-AVG	FG-AT	PCT	3M-AT	PCT	FT-AT	PCT	A	B	S	PF-D	REB	PTS
1991, Jr.	23/1	573-24.9	114-279	.409	31-104	.298	53-86	.616	52	2	31	33-2	55-2.4	312-13.6
1992, Sr.	28/28	982-35.1	204-458	.445	60-151	.397	112-153	.732	81	18	53	65-2	119-4.3	580-20.7
<b>TOTAL</b>	<b>51/29</b>	<b>1555-30.5</b>	<b>318-737</b>	<b>.431</b>	<b>91-255</b>	<b>.357</b>	<b>165-239</b>	<b>.690</b>	<b>133</b>	<b>20</b>	<b>84</b>	<b>98-4</b>	<b>174-3.4</b>	<b>892-17.5</b>

# YEAR-BY-YEAR STATS FOR MISC PLAYERS

## JACK HIGGINS – Pittsburgh, Pa. (Schenley) transfer from Cleveland State

YEAR	G/GS	MIN-AVG	FG-AT	PCT	3M-AT	PCT	FT-AT	PCT	A	B	S	PF-D	REB	PTS
2003*	5/0	36-7.2	6-12	.500	2-8	.250	1-2	.500	1	0	1	2-0	6-1.2	15-3.0
2004	23/0	421-18.3	87-191	.455	41-90	.456	7-11	.636	16	3	5	40-1	60-2.6	222-9.7
2005	27/10	606-22.4	98-267	.367	47-133	.353	14-21	.667	45	4	20	52-1	63-2.3	257-9.5
2006	8/6	200-25.0	28-79	.354	16-43	.372	2-2	1.000	11	4	4	21-1	24-3.0	74-9.3
<b>AT DU</b>	<b>58/16</b>	<b>1227-21.2</b>	<b>213-537</b>	<b>.397</b>	<b>104-266</b>	<b>.391</b>	<b>23-34</b>	<b>.676</b>	<b>72</b>	<b>11</b>	<b>29</b>	<b>113-3</b>	<b>147-2.5</b>	<b>553-9.5</b>
<b>TOTAL</b>	<b>63/16</b>	<b>1263-20.1</b>	<b>219-549</b>	<b>.399</b>	<b>106-274</b>	<b>.387</b>	<b>24-36</b>	<b>.667</b>	<b>73</b>	<b>11</b>	<b>30</b>	<b>115-3</b>	<b>153-2.4</b>	<b>568-9.0</b>

\* - at Cleveland State

## JESSE HUBBARD – Macon, Ga. (Southwest)

YEAR	G/GS	MIN-AVG	FG-AT	PCT	3M-AT	PCT	FT-AT	PCT	A	B	S	PF-D	REB	PTS
1975	19/		23-43	.535			15-27	.556	6			26-0	52-2.7	63-3.3
1976	25/		62-137	.460			25-44	.568	16			68-4	230-9.2	149-6.0
1977	28/		35-83	.422			18-35	.514	15			50-1	108-3.9	88-3.1
1978	28/	868-31.0	100-238	.420			51-68	.750	40			91-5	235-8.4	251-9.0
<b>TOTAL</b>	<b>100/</b>		<b>220-501</b>	<b>.439</b>			<b>109-174</b>	<b>.626</b>	<b>77</b>			<b>235-10</b>	<b>625-6.3</b>	<b>551-5.5</b>

## FRANKIE HUGHES – Cleveland, Ohio (Garfield Heights) transfer from Missouri - sat out in 2020 (inj.) transferred from Duquesne to San Diego in 2021

YEAR	G/GS	MIN-AVG	FG-AT	PCT	3M-AT	PCT	FT-AT	PCT	A	B	S	PF-D	REB	PTS
2017*	30/11	578-19.3	77-260	.296	45-168	.268	30-53	.566	35	2	19	44-0	78-2.6	229-7.6
2019	32/22	810-25.3	93-274	.339	71-219	.324	27-43	.628	50	8	32	43-0	69-2.2	284-8.9
<b>TOTAL</b>	<b>32/22</b>	<b>810-25.3</b>	<b>93-274</b>	<b>.339</b>	<b>71-219</b>	<b>.324</b>	<b>27-43</b>	<b>.628</b>	<b>50</b>	<b>8</b>	<b>32</b>	<b>43-0</b>	<b>69-2.2</b>	<b>284-8.9</b>

\* - at Missouri

## MICHAEL HUGHES – Kansas City, Mo. (Liberty North) transfer from Akron

YEAR	G/GS	MIN-AVG	FG-AT	PCT	3M-AT	PCT	FT-AT	PCT	A	B	S	PF-D	REB	PTS
2017*	20/0	146-7.3	11-24	.458	0-0	.000	13-20	.650	7	10	6	25-1	24-1.2	35-1.8
2019	29/28	703-24.2	123-209	.589	2-7	.286	76-128	.594	26	66	25	92-2	188-6.5	324 11.2
2020	30/28	734-24.5	121-211	.573	5-18	.278	63-97	.649	48	82	44	96-7	203-6.8	310 10.3
2021	18/16	486-27.0	80-157	.510	3-17	.176	31-49	.633	38	29	18	49-2	143-7.9	194 10.8
<b>AT DU</b>	<b>77/72</b>	<b>1924-25.0</b>	<b>324-577</b>	<b>.562</b>	<b>10-42</b>	<b>.238</b>	<b>170-274</b>	<b>.620</b>	<b>112</b>	<b>177</b>	<b>87</b>	<b>237-11</b>	<b>534-6.9</b>	<b>828 10.8</b>
<b>TOTAL</b>	<b>97/72</b>	<b>2070-21.3</b>	<b>225-601</b>	<b>.557</b>	<b>10-42</b>	<b>.238</b>	<b>183-294</b>	<b>.622</b>	<b>119</b>	<b>187</b>	<b>93</b>	<b>262-12</b>	<b>558-5.8</b>	<b>863-8.9</b>

\* - at Akron in 2017

## KENYA HUNTER – Arlington, Va. (Wakefield)

YEAR	G/GS	MIN-AVG	FG-AT	PCT	3M-AT	PCT	FT-AT	PCT	A	B	S	PF-D	REB	PTS
1993	28/28	860-30.7	87-208	.418	36-99	.364	73-97	.753	148	6	65	108-8	92-3.3	283-10.1
1994	30/30	905-30.2	77-194	.397	29-92	.315	50-66	.758	105	5	55	99-4	108-3.6	233-7.8
1995	28/27	843-30.1	103-277	.372	48-136	.353	71-94	.755	112	3	61	94-6	130-4.6	325-11.6
1996	17/8	409-24.1	43-104	.413	23-60	.383	21-32	.656	74	2	37	46-0	48-2.8	130-7.6
<b>TOTAL</b>	<b>103/93</b>	<b>3017-29.3</b>	<b>310-783</b>	<b>.396</b>	<b>136-387</b>	<b>.351</b>	<b>215-289</b>	<b>.744</b>	<b>439</b>	<b>16</b>	<b>218</b>	<b>347-18</b>	<b>378-3.7</b>	<b>971-9.4</b>

## AARON JACKSON – Hartford, Conn. (Northwest Catholic/Worcester (Mass.) Academy)

YEAR	G/GS	MIN-AVG	FG-AT	PCT	3M-AT	PCT	FT-AT	PCT	A	B	S	PF-D	REB	PTS
2006	27/21	836-31.0	67-160	.419	17-49	.347	32-40	.800	97	56	3	30	86-3.2	183-6.8
2007	29/23	912-31.4	121-237	.511	28-89	.315	49-70	.700	110	64	5	40	146-5.0	319-11.0
2008	30/23	793-26.4	106-193	.549	12-50	.240	45-61	.738	104	52	3	43	121-4.0	269-9.0
2009	34/34	1,249-36.7	229-413	.554	47-116	.405	152-188	.809	194	103	3	56	186-5.5	657-19.3
<b>TOTAL</b>	<b>120/101</b>	<b>3790-31.6</b>	<b>523-1,003</b>	<b>.521</b>	<b>104-304</b>	<b>.342</b>	<b>278-359</b>	<b>.774</b>	<b>505</b>	<b>275</b>	<b>14</b>	<b>169</b>	<b>539-4.5</b>	<b>1428-11.9</b>

## OSCAR JACKSON – Beaver Falls, Pa. (Beaver Falls)

YEAR	G/GS	MIN-AVG	FG-AT	PCT	3M-AT	PCT	FT-AT	PCT	A	B	S	PF-D	REB	PTS
1973	24/		144-270	.533			35-45	.778	78			75-	75-3.1	323-13.4
1974	24/		86-219	.392			31-40	.775	48			62-2	61-2.5	203-8.4
1975	24/		109-212	.514			33-40	.825	39			57-0	56-2.3	251-10.5
<b>TOTAL</b>	<b>72/</b>		<b>339-701</b>	<b>.484</b>			<b>99-125</b>	<b>.792</b>	<b>165</b>			<b>194-2</b>	<b>192-2.7</b>	<b>777-10.8</b>

## REGGIE JACKSON – Hogansville, Ga. (Callaway/Southern Union (Ala.) College)

YEAR	G/GS	MIN-AVG	FG-AT	PCT	3M-AT	PCT	FT-AT	PCT	A	B	S	PF-D	REB	PTS
2007	29/19	727-25.1	73-187	.390	25-77	.325	45-53	.849	98	0	39	50-0	42-1.4	216-7.4
2008	29/18	620-21.4	94-208	.452	32-73	.438	65-83	.783	97	1	34	51-1	52-1.8	285-9.8
<b>TOTAL</b>	<b>58/37</b>	<b>1347-23.2</b>	<b>167-395</b>	<b>.423</b>	<b>57-150</b>	<b>.380</b>	<b>110-136</b>	<b>.809</b>	<b>195</b>	<b>1</b>	<b>73</b>	<b>101-1</b>	<b>94-1.6</b>	<b>501-8.6</b>

## ERIC JAMES – Westerville, Ohio (Westerville Central)

YEAR	G/GS	MIN-AVG	FG-AT	PCT	3M-AT	PCT	FT-AT	PCT	A	B	S	PF-D	REB	PTS
2015	24/0	275-11.5	37-91	.407	13-47	.277	23-41	.561	11	1	14	27-0	57-2.4	110-4.6
2016	34/22	872-25.6	117-247	.474	19-76	.250	56-86	.651	48	10	37	77-3	176-5.2	309-9.1
2017	27/0	251-9.3	20-65	.308	6-23	.261	16-27	.593	15	6	13	30-1	59-2.2	62-2.3
2018	30/2	207-6.9	19-54	.352	9-35	.257	8-15	.533	6	3	8	17-0	40-1.3	55-1.8
<b>TOTAL</b>	<b>115/24</b>	<b>1605-14.0</b>	<b>193-457</b>	<b>.422</b>	<b>47-181</b>	<b>.260</b>	<b>103-169</b>	<b>.609</b>	<b>80</b>	<b>20</b>	<b>72</b>	<b>151-4</b>	<b>332-2.9</b>	<b>536-4.7</b>



# YEAR-BY-YEAR STATS FOR MISC PLAYERS

## MIKE JAMES – Amityville, N.Y. (Amityville)

YEAR	G/GS	MIN-AVG	FG-AT	PCT	3M-AT	PCT	FT-AT	PCT	A	B	S	PF-D	REB	PTS
1995	27/3	381-14.1	55-123	.447	1-13	.077	24-35	.686	27	0	22	54-4	36-1.3	135-5.0
1996	27/24	843-31.2	151-318	.473	3-19	.158	79-108	.727	106	2	60	74-2	94-3.3	384-14.2
1997	27/27	863-32.0	141-325	.434	24-67	.358	60-84	.714	111	0	54	87-2	93-3.5	366-14.0
1998	30/30	1029-34.3	190-443	.429	65-184	.353	81-109	.743	104	7	65	100-5	106-3.5	526-17.5
<b>TOTAL</b>	<b>111/84</b>	<b>3116-28.1</b>	<b>537-1209</b>	<b>.444</b>	<b>93-283</b>	<b>.329</b>	<b>244-336</b>	<b>.726</b>	<b>348</b>	<b>9</b>	<b>201</b>	<b>315-13</b>	<b>329-3.0</b>	<b>1411-12.7</b>

## SHAWN JAMES – Brooklyn, N.Y. (Redirection/Notre Dame Prep) transfer from Northeastern

YEAR	G/GS	MIN-AVG	FG-AT	PCT	3M-AT	PCT	FT-AT	PCT	A	B	S	PF-D	REB	PTS
2005*	25/16	620-24.8	100-158	.633	5-15	.333	52-73	.712	17	136	24	73-1	189-7.6	257-10.3
2006*	30/29	832-27.7	140-265	.528	24-53	.453	67-87	.770	44	196	24	88-3	237-7.9	371-12.4
At NU	55/45	1452-26.4	240-423	.567	29-68	.426	119-160	.744	61	332	48	161-4	426-7.7	628-11.4
2008	28/15	665-23.8	138-252	.548	15-45	.333	63-84	.750	30	111	12	73-1	194-6.9	354-12.6
<b>At DU</b>	<b>28/15</b>	<b>665-23.8</b>	<b>138-252</b>	<b>.548</b>	<b>15-45</b>	<b>.333</b>	<b>63-84</b>	<b>.750</b>	<b>30</b>	<b>111</b>	<b>12</b>	<b>73-1</b>	<b>194-6.9</b>	<b>354-12.6</b>
<b>TOTAL</b>	<b>83/60</b>	<b>2117-25.5</b>	<b>378-675</b>	<b>.560</b>	<b>44-113</b>	<b>.389</b>	<b>182-244</b>	<b>.746</b>	<b>90</b>	<b>443</b>	<b>60</b>	<b>234-5</b>	<b>620-7.5</b>	<b>982-11.8</b>

\* - at Northeastern

## FLETCHER JOHNSON – Englewood, N.J. (Dwight Morrow)

YEAR	G/GS	MIN-AVG	FG-AT	PCT	3M-AT	PCT	FT-AT	PCT	A	B	S	PF-D	REB	PTS
1952	17/													
1953	29/		113-	.340			141-	.605						367-12.6
1954	29/		74-197	.376			79-138	.573					212-7.3	227-7.8
<b>TOTAL</b>	<b>75/</b>													

## SEAN JOHNSON – Queens, N.Y. (Christ the King)

YEAR	G/GS	MIN-AVG	FG-AT	PCT	3M-AT	PCT	FT-AT	PCT	A	B	S	PF-D	REB	PTS
2010	30/0	448-14.9	61-141	.433	6-28	.214	40-60	.667	27	3	14	48-0	40-1.3	168-5.6
2011	32/3	645-20.2	104-232	.448	25-79	.316	81-115	.704	57	7	21	73-0	70-2.2	314-9.8
2012	31/27	802-25.9	137-319	.429	42-114	.368	102-133	.767	44	10	26	69-1	98-3.2	418-13.5
2013	30/24	764-25.5	103-283	.364	32-101	.317	107-141	.759	52	9	20	64-2	93-3.1	345-11.5
<b>TOTAL</b>	<b>123/54</b>	<b>2659-21.6</b>	<b>405-975</b>	<b>.415</b>	<b>105-322</b>	<b>.326</b>	<b>330-449</b>	<b>.735</b>	<b>180</b>	<b>29</b>	<b>81</b>	<b>254-3</b>	<b>301-2.4</b>	<b>1245-10.1</b>

## JEREMIAH JONES – Gary, Ind. (Merrillville HS/St. John's Northwestern Military (Wis.) Academy)

YEAR	G/GS	MIN-AVG	FG-AT	PCT	3M-AT	PCT	FT-AT	PCT	A	B	S	PF-D	REB	PTS
2013	30/22	780-26.0	82-209	.392	28-89	.315	39-62	.629	28	0	18	57-2	122-4.1	231-7.7
2014	30/30	741-24.7	61-163	.374	17-56	.304	51-71	.718	49	3	11	52-1	103-3.4	190-6.3
2015	31/31	923-29.8	78-213	.366	20-67	.299	49-76	.645	101	5	17	59-1	141-4.5	225-7.3
2016	12/12	311-25.9	39-76	.513	12-31	.387	25-38	.658	31	0	8	25-0	46-3.8	115-9.6
<b>TOTAL</b>	<b>103/95</b>	<b>2755-26.7</b>	<b>260-661</b>	<b>.393</b>	<b>77-243</b>	<b>.317</b>	<b>164-247</b>	<b>.664</b>	<b>209</b>	<b>8</b>	<b>54</b>	<b>193-4</b>	<b>412-4.0</b>	<b>761-7.4</b>

## JERRY JONES – Detroit, Mich. (Inkster)

YEAR	G/GS	MIN-AVG	FG-AT	PCT	3M-AT	PCT	FT-AT	PCT	A	B	S	PF-D	REB	PTS-AVG
2011	26/0	174-6.7	11-40	.275	3-18	.167	0-4	.000	12	0	5	12-0	27-1.0	25-1.0
2012	29/9	564-19.4	68-132	.515	27-70	.386	24-32	.750	27	9	15	52-1	92-3.2	187-6.4
2013	29/14	694-23.9	81-197	.411	29-87	.333	22-36	.611	36	8	28	63-3	103-3.6	213-7.3
2014	28/0	483-17.3	47-114	.412	19-58	.328	22-34	.647	42	10	20	53-1	68-2.4	135-4.8
<b>TOTAL</b>	<b>112/23</b>	<b>1915-17.1</b>	<b>207-483</b>	<b>.429</b>	<b>78-233</b>	<b>.335</b>	<b>68-106</b>	<b>.642</b>	<b>117</b>	<b>27</b>	<b>68</b>	<b>180-5</b>	<b>290-2.6</b>	<b>560-5.0</b>

## DARIUS LEWIS – Lexington, Ky. (IMG (Fla.) Academy)

YEAR	G/GS	MIN-AVG	FG-AT	PCT	3M-AT	PCT	FT-AT	PCT	A	B	S	PF-D	REB	PTS-AVG
2014	10/0	46-4.6	2-3	.667	0-0	.000	1-6	.167	1	2	3	13-0	13-1.3	5-0.5
2015	31/21	455-14.7	39-76	.513	0-0	.000	32-57	.561	11	31	1	86-5	96-3.1	110-3.5
2016	34/34	692-20.4	84-143	.587	0-0	.000	47-87	.540	21	44	8	113-7	198-5.8	215-6.3
2017	30/11	420-14.0	42-80	.525	0-0	.000	20-33	.606	16	28	7	76-4	138-4.6	104-3.5
<b>TOTAL</b>	<b>105/66</b>	<b>1613-15.4</b>	<b>167-302</b>	<b>.553</b>	<b>0-0</b>	<b>.000</b>	<b>100-183</b>	<b>.546</b>	<b>49</b>	<b>105</b>	<b>19</b>	<b>288-16</b>	<b>445-4.2</b>	<b>434-4.1</b>

## MIKE LEWIS II – St. Louis, Mo. (Chaminade)

YEAR	G/GS	MIN-AVG	FG-AT	PCT	3M-AT	PCT	FT-AT	PCT	A	B	S	PF-D	REB	PTS
2017, Fr.	32/31	1025-32.0	140-342	.409	63-175	.360	109-131	.832	53	1	20	65-0	72-2.3	452-14.1
2018, So.	32/30	994-31.1	138-359	.384	89-242	.368	95-115	.826	23	1	34	66-0	74-2.3	460-14.4
2019, Jr.	12/11	201-16.8	23-60	.383	12-37	.324	9-13	.692	5	2	7	11-0	10-0.8	67-5.6
<b>TOTAL AT DU</b>	<b>76/72</b>	<b>2220-29.2</b>	<b>301-761</b>	<b>.396</b>	<b>164-454</b>	<b>.361</b>	<b>213-259</b>	<b>.822</b>	<b>81</b>	<b>4</b>	<b>61</b>	<b>142-0</b>	<b>156-2.1</b>	<b>979-12.9</b>

\* - transferred to University of Nevada halfway through the 2018-19 season

## AARON LOVELACE – Murrysylvle, Pa. (Franklin Regional)

YEAR	G/GS	MIN-AVG	FG-AT	PCT	3M-AT	PCT	FT-AT	PCT	A	B	S	PF-D	REB	PTS
1998	22/13	368-16.7	22-57	.386	5-14	.357	34-53	.642	28	6	18	62-3	61-2.8	83-3.8
1999	28/5	658-23.5	58-121	.479	2-11	.182	48-77	.623	22	16	26	78-3	136-4.9	166-5.9
2000	3/0	48-16.0	4-11	.364	1-1	1.000	4-4	1.000	2	0	4	8-0	6-2.0	13-4.3
2001	16/6	301-18.8	27-57	.474	1-3	.333	32-45	.711	10	6	12	51-2	51-3.2	87-5.4
2002	27/26	690-25.6	69-166	.416	4-8	.500	65-101	.644	35	9	27	91-7	170-6.3	207-7.7
<b>TOTAL</b>	<b>96/50</b>	<b>2065-21.5</b>	<b>180-412</b>	<b>.437</b>	<b>13-37</b>	<b>.351</b>	<b>183-280</b>	<b>.654</b>	<b>97</b>	<b>37</b>	<b>87</b>	<b>290-15</b>	<b>424-4.4</b>	<b>556-5.8</b>

# YEAR-BY-YEAR STATS FOR MISC PLAYERS

## ANDRE MARHOLD – Charlotte, N.C. (North Mecklenburg)

YEAR	G/GS	MIN-AVG	FG-AT	PCT	3M-AT	PCT	FT-AT	PCT	A	B	S	PF-D	REB	PTS
2010	18/0	124-6.9	6-20	.300	0-0	.000	2-7	.286	2	8	1	15-0	12-0.7	14-0.8
2011	20/0	161-8.1	18-26	.692	0-0	.000	9-17	.529	2	9	4	22-0	19-1.0	45-2.3
2012	29/22	623-21.5	60-122	.492	0-1	.000	28-63	.444	7	40	15	72-2	116-4.0	148-5.1
2013	29/25	660-22.8	73-141	.518	0-0	.000	27-72	.375	16	50	5	75-2	162-5.6	173-6.0
<b>TOTAL</b>	<b>96/47</b>	<b>1,568-16.3</b>	<b>157-309</b>	<b>.508</b>	<b>0-1</b>	<b>.000</b>	<b>66-159</b>	<b>.415</b>	<b>27</b>	<b>107</b>	<b>25</b>	<b>184-4</b>	<b>309-3.2</b>	<b>380-4.0</b>

## MICAH MASON – Natrona Heights, Pa. (Highlands) transfer from Drake

YEAR	G/GS	MIN-AVG	FG-AT	PCT	3M-AT	PCT	FT-AT	PCT	A	B	S	PF-D	REB	PTS
2013*	30/11	467-15.6	55-114	.482	40-79	.506	12-17	.706	65	0	15	36-0	36-1.2	162-5.4
2014	25/22	711-28.4	90-159	.566	65-116	.560	20-24	.833	74	1	21	46-0	71-2.8	265-10.6
2015	31/31	1011-32.6	135-287	.470	88-197	.447	38-42	.905	89	1	35	45-0	123-4.0	396-12.8
2016	33/33	1177-35.7	207-441	.469	118-279	.423	76-91	.835	148	2	31	63-1	101-3.1	608-18.4
<b>At DU</b>	<b>89/86</b>	<b>2899-32.6</b>	<b>432-887</b>	<b>.487</b>	<b>271-592</b>	<b>.458</b>	<b>134-157</b>	<b>.854</b>	<b>311</b>	<b>4</b>	<b>87</b>	<b>154-1</b>	<b>295-3.3</b>	<b>1269-14.3</b>
<b>TOTAL</b>	<b>119/97</b>	<b>3366-28.3</b>	<b>487-1001</b>	<b>.487</b>	<b>311-671</b>	<b>.463</b>	<b>146-174</b>	<b>.839</b>	<b>376</b>	<b>4</b>	<b>102</b>	<b>190-1</b>	<b>331-2.8</b>	<b>1431-12.0</b>

\* - at Drake University

## BERNIE MATTHEWS – Pittsburgh, Pa. (St. Canice)

YEAR	G/GS	MIN-AVG	FG-AT	PCT	3M-AT	PCT	FT-AT	PCT	A	B	S	PF-D	REB	PTS
1957	22/		111-295	.376			91-110	.827				51	64-2.9	313-14.2
1958	22/		131-343	.382			49-64	.765				71	66-3.0	311-14.1
1959	23/		143-364	.393			66-80	.825				69	69-3.0	352-15.3
<b>TOTAL</b>	<b>67/</b>		<b>385-1002</b>	<b>.384</b>			<b>206-254</b>	<b>.811</b>				<b>191</b>	<b>199-3.0</b>	<b>976-14.6</b>

## BRYANT McALLISTER – Pittsburgh, Pa. (West Mifflin)

YEAR	G/GS	MIN-AVG	FG-AT	PCT	3M-AT	PCT	FT-AT	PCT	A	B	S	PF-D	REB	PTS
2003	30/22	777-25.9	76-178	.427	17-61	.279	59-85	.694	79	2	32	64-3	68-2.3	228-7.6
2004	29/28	846-29.2	111-260	.427	25-67	.373	76-108	.704	69	4	40	64-2	97-3.3	323-11.1
2005	30/30	938-31.3	170-405	.420	31-95	.326	111-135	.822	83	1	54	72-1	119-4.0	482-16.1
2006	26/25	874-33.6	160-378	.423	52-139	.374	141-174	.810	125	2	33	57-2	91-3.5	513-19.7
<b>TOTAL</b>	<b>115/105</b>	<b>3435-29.9</b>	<b>517-1,221</b>	<b>.423</b>	<b>125-362</b>	<b>.345</b>	<b>387-502</b>	<b>.771</b>	<b>356</b>	<b>9</b>	<b>159</b>	<b>257-8</b>	<b>375-3.3</b>	<b>1546-13.4</b>

## T.J. McCONNELL – Pittsburgh, Pa. (Chartiers Valley)

YEAR	G/GS	MIN-AVG	FG-AT	PCT	3M-AT	PCT	FT-AT	PCT	A	B	S	PF-D	REB	PTS
2011, Fr.	32/30	979-30.6	132-265	.498	39-97	.402	41-60	.683	140	5	91	56-1	121-3.8	344-10.8
2012, So.	31/31	1,062-34.3	135-265	.509	38-88	.432	46-55	.836	171	8	86	51-0	135-4.4	354-11.4
<b>TOTAL</b>	<b>63/61</b>	<b>2041-32.4</b>	<b>267-530</b>	<b>.504</b>	<b>77-185</b>	<b>.416</b>	<b>87-115</b>	<b>.757</b>	<b>311</b>	<b>13</b>	<b>177</b>	<b>107-1</b>	<b>256-4.1</b>	<b>698-11.1</b>

\* - transferred to University of Arizona following 2011-12 season

## DOMINIQUE McKOY – Atlanta, Ga. (South Atlanta/Rhode Island/Cowley CC)

YEAR	G/GS	MIN-AVG	FG-AT	PCT	3M-AT	PCT	FT-AT	PCT	A	B	S	PF-D	REB	PTS
2012*	30/2	409-13.6	42-87	.483	0-9	.000	8-19	.421	14	3	14	23-0	64-2.1	92-3.1
2014	30/30	885-29.5	116-195	.595	0-2	.000	58-94	.617	34	35	22	75-3	216-7.2	290-9.7
2015	30/23	713-23.8	106-195	.544	0-1	.000	24-65	.369	30	16	17	62-2	187-6.2	236-7.9
<b>At DU</b>	<b>60/53</b>	<b>1598-26.6</b>	<b>222-390</b>	<b>.569</b>	<b>0-3</b>	<b>.000</b>	<b>82-159</b>	<b>.516</b>	<b>64</b>	<b>51</b>	<b>39</b>	<b>137-5</b>	<b>403-6.7</b>	<b>526-8.8</b>
<b>TOTAL</b>	<b>90/55</b>	<b>2007-22.3</b>	<b>264-477</b>	<b>.553</b>	<b>0-12</b>	<b>.000</b>	<b>90-178</b>	<b>.506</b>	<b>78</b>	<b>54</b>	<b>53</b>	<b>160-5</b>	<b>467-5.2</b>	<b>618-6.9</b>

\* - played the 2011-12 season at Rhode Island before transferring to junior college

## DON “KIP” McLANE – Steubenville, Ohio (Catholic Central)

YEAR	G/GS	MIN-AVG	FG-AT	PCT	3M-AT	PCT	FT-AT	PCT	A	B	S	PF-D	REB	PTS
1973	24/		80-191	.419			31-46	.674	40			68	173-7.2	191-7.9
1974	23/		132-297	.444			38-56	.678	37			71-3	210-9.1	302-13.1
1975	25/		170-339	.501			28-52	.538	50			88-6	203-8.1	368-14.7
<b>TOTAL</b>	<b>72/</b>		<b>382-827</b>	<b>.462</b>			<b>97-154</b>	<b>.630</b>	<b>127</b>			<b>227-9</b>	<b>586-8.1</b>	<b>861-12.0</b>

## BRAD MIDGLEY – Pittsburgh, Pa. (Canevin)

YEAR	G/GS	MIN-AVG	FG-AT	PCT	3M-AT	PCT	FT-AT	PCT	A	B	S	PF-D	REB	PTS
2000	29/3	481-16.6	43-101	.426	14-49	.286	24-44	.545	5	4	5	31-0	54-1.9	124-4.3
2001	30/7	580-19.3	47-105	.448	11-40	.275	34-50	.680	19	4	15	33-0	74-2.5	139-4.6
2002	27/2	599-22.2	47-114	.412	12-42	.286	41-60	.683	33	9	20	35-1	89-3.3	147-5.4
2003	29/5	630-21.7	58-146	.397	13-36	.361	53-74	.716	44	13	25	36-0	100-3.4	182-6.3
<b>TOTAL</b>	<b>115/17</b>	<b>2290-19.9</b>	<b>195-466</b>	<b>.418</b>	<b>50-167</b>	<b>.299</b>	<b>152-228</b>	<b>.667</b>	<b>101</b>	<b>30</b>	<b>65</b>	<b>135-1</b>	<b>317-2.8</b>	<b>592-5.1</b>

## FRANK MINIOTAS – Pittsburgh, Pa. (McKeesport)

YEAR	G/GS	MIN-AVG	FG-AT	PCT	3M-AT	PCT	FT-AT	PCT	A	B	S	PF-D	REB	PTS
1963	22/		68-163	.417			21-37	.567				61-	78-3.5	157-7.1
1965	24/		139-261	.532			57-101	.564				86-	203-8.5	335-14.0
1966	23/		152-313	.486			80-120	.667				71-	200-8.7	384-16.7
<b>TOTAL</b>	<b>69/</b>		<b>359-737</b>	<b>.487</b>			<b>158-258</b>	<b>.612</b>				<b>218-</b>	<b>481-7.0</b>	<b>876-12.7</b>

# YEAR-BY-YEAR STATS FOR MISC PLAYERS

## RUBEN MONTANEZ – Homestead, Pa. (Bishop Boyle)

YEAR	G/GS	MIN-AVG	FG-AT	PCT	3M-AT	PCT	FT-AT	PCT	A	B	S	PF-D	REB	PTS
1971	15/		15-43	.349			4-7	.571	5			13-	27-1.8	34-2.3
1972	25/		164-361	.454			92-127	.724	47			57-	173-6.9	420-16.8
1973	24/		189-352	.537			51-76	.671	52			64-	127-5.2	429-17.8
<b>TOTAL</b>	<b>64/</b>		<b>368-756</b>	<b>.487</b>			<b>147-210</b>	<b>.700</b>	<b>104</b>			<b>134-</b>	<b>327-5.1</b>	<b>883-13.8</b>

## B.J. MONTEIRO – Waterbury, Conn. (Crosby)

YEAR	G/GS	MIN-AVG	FG-AT	PCT	3M-AT	PCT	FT-AT	PCT	A	B	S	PF-D	REB	PTS
2009	30/5	298-9.9	35-93	.376	4-20	.200	24-42	.571	24	2	5	44-0	39-1.3	98-3.3
2010	31/28	868-28.0	134-288	.465	19-60	.317	57-113	.504	54	13	25	86-3	135-4.4	344-11.1
2011	32/28	866-27.1	142-306	.464	36-104	.346	46-98	.469	73	37	30	77-3	138-4.3	366-11.4
2102	28/26	869-31.0	164-341	.481	23-78	.295	68-114	.596	61	28	30	68-3	151-5.4	419-15.0
<b>TOTAL</b>	<b>121/87</b>	<b>2901-24.0</b>	<b>475-1028</b>	<b>.462</b>	<b>82-262</b>	<b>.313</b>	<b>195-367</b>	<b>.531</b>	<b>212</b>	<b>80</b>	<b>90</b>	<b>275-9</b>	<b>463-3.8</b>	<b>1227-10.1</b>

## FRED MOON – Chester, Pa. (Chester)

YEAR	G/GS	MIN-AVG	FG-AT	PCT	3M-AT	PCT	FT-AT	PCT	A	B	S	PF-D	REB	PTS
1977	4/		2-2	1.000			1-4	.250	0				5-1.7	5-1.1
1978	19/	112-5.9	10-27	.370			5-20	.250	4			20-1	38-2.0	25-1.3
1979	24/	131-5.5	14-25	.560			0-7	.000	3			26-0	41-1.7	28-1.2
1980	28/28	674-24.1	87-134	.649			33-58	.569	20	46	24	80-5	159-5.7	207-7.4
<b>TOTAL</b>	<b>75/28</b>	<b>917-12.2</b>	<b>113-188</b>	<b>.601</b>			<b>39-89</b>	<b>.438</b>	<b>27</b>				<b>243-3.2</b>	<b>265-3.5</b>

## JOHN MOORE – Clairton, Pa. (Clairton)

YEAR	G/GS	MIN-AVG	FG-AT	PCT	3M-AT	PCT	FT-AT	PCT	A	B	S	PF-D	REB	PTS
1977	27/		80-162	.494			26-50	.520	11			56-3	141-5.2	186-6.9
1978	28/	702-25.1	118-228	.517			40-65	.609	25			83-5	179-6.4	276-9.9
1979	26/	742-	121-212	.571			19-42	.452	35			79-2	184-7.1	261-10.0
1981	30/30	854-28.5	167-316	.528			65-96	.677	61	24	27	103-7	170-5.7	399-13.3
<b>TOTAL</b>	<b>111/30</b>		<b>486-918</b>	<b>.529</b>			<b>150-253</b>	<b>.592</b>	<b>132</b>			<b>321-17</b>	<b>674-6.1</b>	<b>1122-10.1</b>

## JOEY MYERS – Lower Burrell, Pa. (Burrell)

YEAR	G/GS	MIN-AVG	FG-AT	PCT	3M-AT	PCT	FT-AT	PCT	A	B	S	PF-D	REB	PTS
1980	18/0	131-7.3	16-46	.348			2-5	.400	5	3	7	13-0	24-1.3	34-1.9
1981	30/0	503-16.8	81-184	.440			34-47	.723	39	1	13	56-0	102-3.4	196-6.5
1982	27/12	728-27.0	95-213	.446			37-54	.685	45	17	24	66-0	181-6.7	227-8.4
1983	28/28		135-276	.489	5-13	.387	99-134	.739	57		39	74-3	258-9.2	374-13.4
<b>TOTAL</b>	<b>103/40</b>		<b>327-719</b>	<b>.455</b>			<b>172-240</b>	<b>.717</b>	<b>146</b>		<b>83</b>	<b>209-3</b>	<b>565-5.5</b>	<b>831-8.1</b>

## BARRY NELSON – Blawnox, Pa. (Fox Chapel)

YEAR	G/GS	MIN-AVG	FG-AT	PCT	3M-AT	PCT	FT-AT	PCT	A	B	S	PF-D	REB	PTS
1969	25/		57-127	.449			54-87	.621				71-	156-6.2	168-6.7
1970	24/		70-165	.424			47-69	.681				81-	183-7.6	187-7.8
1971	25/		124-239	.519			66-92	.717	41			75-	207-8.2	314-12.6
<b>TOTAL</b>	<b>74/</b>		<b>251-531</b>	<b>.473</b>			<b>167-248</b>	<b>.673</b>				<b>227-</b>	<b>546-7.4</b>	<b>669-9.0</b>

## GARRY NELSON – Blawnox, Pa. (Fox Chapel)

YEAR	G/GS	MIN-AVG	FG-AT	PCT	3M-AT	PCT	FT-AT	PCT	A	B	S	PF-D	REB	PTS
1969	26/		104-208	.500			69-104	.633				71-	216-8.3	277-10.7
1970	24/		126-249	.506			89-116	.767				75-	283-11.9	341-14.2
1971	25/		124-237	.523			92-122	.754	39			87-	223-8.9	340-13.6
<b>TOTAL</b>	<b>75/</b>		<b>354-694</b>	<b>.510</b>			<b>250-342</b>	<b>.731</b>				<b>233-</b>	<b>722-9.6</b>	<b>958-12.8</b>

## ARND NEUHAUS – Hagen, West Germany

YEAR	G/GS	MIN-AVG	FG-AT	PCT	3M-AT	PCT	FT-AT	PCT	A	B	S	PF-D	REB	PTS
1987	20/10	354-17.7	35-79	.443	0-0	.000	30-49	.612	12	4	1	48-0	56-2.8	100-5.0
1988	28/25	753-26.9	130-243	.535	0-0	.000	70-94	.745	19	7	22	88-3	138-4.9	330-11.8
1989	28/17	655-23.4	133-265	.502	0-0	.000	69-95	.726	22	9	21	82-3	135-4.8	335-12.0
<b>TOTAL</b>	<b>76/52</b>	<b>1762-23.2</b>	<b>298-587</b>	<b>.492</b>	<b>0-0</b>	<b>.000</b>	<b>169-238</b>	<b>.710</b>	<b>53</b>	<b>20</b>	<b>44</b>	<b>218-6</b>	<b>329-4.3</b>	<b>765-10.1</b>

## NORM NIXON – Macon, Ga. (Southwest)

YEAR	G/GS	MIN-AVG	FG-AT	PCT	3M-AT	PCT	FT-AT	PCT	A	B	S	PF-D	REB	PTS
1974	24/		113-257	.439			31-45	.688	144			55-	99-4.1	257-10.7
1975	25/		147-282	.521			69-92	.750	105			88-	88-3.5	363-14.5
1976	25/		214-434	.482			96-127	.748	150			86-	105-4.2	524-21.0
1977	30/		279-539	.518			103-138	.746	178			85-	119-4.0	661-22.0
<b>TOTAL</b>	<b>104</b>		<b>753-1512</b>	<b>.498</b>			<b>299-402</b>	<b>.744</b>	<b>577</b>			<b>314-15</b>	<b>411-4.0</b>	<b>1805-17.4</b>

## LAMAR NORMAN JR. – Grand Rapids, Mich. (Godwin Heights) transferred to Western Michigan following the first semester of 2020-21

YEAR	G/GS	MIN-AVG	FG-AT	PCT	3M-AT	PCT	FT-AT	PCT	A	B	S	PF-D	REB	PTS
2019	27/3	340-12.6	47-113	.416	26-69	.377	9-10	.900	10	0	14	27-0	42-1.6	129-4.8
2020	30/18	681-22.7	64-174	.368	43-127	.339	11-13	.846	25	2	18	38-0	55-1.8	182-6.1
2021	4/4	93-23.3	6-26	.231	5-21	.238	3-3	1.000	3	0	3	4-0	6-1.5	20-5.0
<b>TOTAL</b>	<b>61/25</b>	<b>1114-18.3</b>	<b>117-313</b>	<b>.374</b>	<b>74-217</b>	<b>.341</b>	<b>23-26</b>	<b>.885</b>	<b>38</b>	<b>2</b>	<b>35</b>	<b>69-0</b>	<b>103-1.7</b>	<b>331-5.4</b>

# YEAR-BY-YEAR STATS FOR MISC PLAYERS

## MARTIN OSIMANI – Montevideo, Uruguay (Champagnat Catholic/Utah/Miami-Dade CC)

YEAR	G/GS	MIN-AVG	FG-AT	PCT	3M-AT	PCT	FT-AT	PCT	A	B	S	PF-D	REB	PTS
2002*	28/0	225-8.0	9-18	.500	3-6	.500	12-16	.750	24	0	9	36-0	28-1.0	33-1.2
2004	29/28	848-29.2	35-111	.315	13-57	.228	49-62	.790	172	4	30	75-1	81-2.8	132-4.6
2005	30/29	838-27.9	62-159	.390	27-83	.325	42-48	.875	151	5	29	75-3	62-2.1	193-6.4
AT DU	59/57	1686-28.6	97-270	.359	40-140	.286	91-110	.827	323	9	59	150-4	143-5.7	325-5.5
TOTAL	87/57	1911-22.0	106-288	.368	43-146	.295	103-126	.818	347	9	68	186-4	171-2.0	358-4.1

## ELIJAH PALMER – Marshall, Mo. (Marshall/Kennedy-King College)

YEAR	G/GS	MIN-AVG	FG-AT	PCT	3M-AT	PCT	FT-AT	PCT	A	B	S	PF-D	REB	PTS
2003	29/26	773-26.7	108-235	.460	12-45	.267	51-88	.580	47	34	25	61-1	160-5.5	279-9.6
2004	29/29	801-27.6	158-293	.539	3-15	.200	84-135	.622	33	18	30	62-3	172-5.9	403-13.9
TOTAL	58/55	1574-27.1	266-528	.504	15-60	.250	135-223	.605	80	52	55	123-4	332-5.7	682-12.2

## TONY PETRARCA – Vandergrift, Pa. (Kiski Area)

YEAR	G/GS	MIN-AVG	FG-AT	PCT	3M-AT	PCT	FT-AT	PCT	A	B	S	PF-D	REB	PTS
1987	29/13		99-231	.429	52-122	.426	24-37	.649	107	1	47	80-4	71-2.5	274-9.5
1988	5/0	108-21.6	14-40	.350	10-30	.333	6-6	1.000	12	2	2	12-1	15-3.0	44-8.8
1989	29/21	776-25.8	90-232	.388	59-165	.358	24-37	.649	103	3	35	79-4	75-2.6	263-9.1
1990	29/29	1061-36.6	108-281	.384	88-220	.400	29-33	.879	121	1	27	96-4	123-4.2	333-11.5
1991	28/28	742-26.5	93-241	.386	78-198	.394	35-48	.729	75	2	31	81-3	128-4.6	299-10.7
TOTAL	120/91	1732-14.4	404-1025	.394	287-735	.391	118-161	.733	418	9	142	348-16	412-3.4	1213-10.1

## TOM PIPKINS – New Kensington, Pa. (Valley)

YEAR	G/GS	MIN-AVG	FG-AT	PCT	3M-AT	PCT	FT-AT	PCT	A	B	S	PF-D	REB	PTS
1994	30/29	1138-37.9	158-392	.403	58-170	.341	67-90	.744	82	8	43	44-0	140-4.7	441-14.7
1995	28/27	1057-37.8	160-436	.367	75-230	.326	92-125	.736	59	7	48	47-1	122-4.4	487-17.4
1996	27/23	731-27.1	132-327	.404	79-207	.382	37-48	.771	71	5	46	36-0	74-2.7	380-14.1
1997	27/24	915-33.9	168-384	.438	99-233	.425	85-112	.759	72	7	40	44-0	84-3.1	520-19.3
TOTAL	112/103	3841-34.3	618-1539	.402	311-840	.370	281-375	.749	284	27	177	171-1	420-3.8	1828-16.3

## KEVIN PRICE – Duquesne, Pa. (Duquesne)

YEAR	G/GS	MIN-AVG	FG-AT	PCT	3M-AT	PCT	FT-AT	PCT	A	B	S	PF-D	REB	PTS
1995	28/7	808-28.9	132-287	.460	0-0	.000	78-125	.624	8	24	28	71-3	159-5.7	342-12.2
1996	27/23	731-27.1	152-299	.508	0-0	.000	93-126	.738	11	14	16	83-6	181-6.7	397-14.8
1997	27/20	678-25.1	150-301	.498	0-0	.000	78-111	.720	9	11	15	65-3	152-5.6	378-14.3
1998	30/27	756-25.2	145-306	.474	0-0	.000	78-112	.696	13	6	24	71-1	161-5.4	368-12.3
TOTAL	112/77	2973-26.5	579-1193	.485	0-0	.000	327-474	.690	41	55	83	290-13	653-5.8	1485-13.3

## DWAYNE RAWLS – Macon, Ga. (Southwest)

YEAR	G/GS	MIN-AVG	FG-AT	PCT	3M-AT	PCT	FT-AT	PCT	A	B	S	PF-D	REB	PTS
1983	24/6		12-27	.444	0-0	.000	12-20	.600	5		3	41-1	41-1.7	36-1.5
1984	25/6		27-48	.563			15-20	.500	4		12	54-4	65-2.6	69-2.8
1985	29/25	871-30.0	99-192	.516			66-97	.680	18	9	35	104-7	170-5.9	264-9.1
1986	26/26	888-34.2	151-271	.557			101-134	.754	23	21	27	91-1	208-8.0	403-15.5
TOTAL	104/63		289-538	.537			194-271	.716	50		77	290-13	484-4.7	772-7.4

## BILL REILLY – Pittsburgh, Pa. (McKeesport)

YEAR	G/GS	MIN-AVG	FG-AT	PCT	3M-AT	PCT	FT-AT	PCT	A	B	S	PF-D	REB	PTS
1966	22/		76-184	.418			20-22	.909				19-	45-2.0	172-7.8
1967	20/		90-200	.450			25-37	.676				24-	40-2.0	205-10.3
1968	DNP													
TOTAL	42/		166-384	.432			45-59	.763				43-	85-2.0	377-9.0

## MIKE RICE – Detroit, Mich. (transfer from Detroit Tech

YEAR	G/GS	MIN-AVG	FG-AT	PCT	3M-AT	PCT	FT-AT	PCT	A	B	S	PF-D	REB	PTS
1961, Jr.	15/		84-194	.433			65-101	.644				47-	141-9.4	233-15.5
1962, Sr.	29/		144-297	.485			108-168	.640				83-	233-8.0	396-13.7
TOTAL	44/		228-491	.464			173-269	.643				130-	374-8.5	629-14.3

## DAVE RICKETTS – Pottstown, Pa. (Pottstown)

YEAR	G/GS	MIN-AVG	FG-AT	PCT	3M-AT	PCT	FT-AT	PCT	A	B	S	PF-D	REB	PTS
1955	26/		70-199	.352			56-75	.747					104-4.0	196-7.5
1956	26/		85-211	.403			85-109	.780				68-	127-4.9	255-9.8
1957	23/		131-326	.402			150-174	.862				57-	116-5.0	412-17.9
TOTAL	75/		286-736	.389			291-358	.813					347-4.6	863-11.5

## DICK RICKETTS – Pottstown, Pa. (Pottstown)

YEAR	G/GS	MIN-AVG	FG-AT	PCT	3M-AT	PCT	FT-AT	PCT	A	B	S	PF-D	REB	PTS
1952	27/		130-331	.393			76-105	.724					290-10.7	336-12.4
1953	29/		229-637	.359			148-226	.655					318-11.0	606-20.9
1954	29/		205-488	.420			88-121	.727					301-10.4	498-17.2
1955	26/		174-435	.400			175-225	.778					450-17.3	523-20.1
TOTAL	111		738-1891	.390			487-677	.719					1359-12.2	1963-17.7



# YEAR-BY-YEAR STATS FOR MISC PLAYERS

## JORDAN ROBINSON – Toronto, Ontario (Quality Education (N.C.) Academy)

YEAR	G/GS	MIN-AVG	FG-AT	PCT	3M-AT	PCT	FT-AT	PCT	A	B	S	PF-D	REB	PTS
2015	22/3	217-9.9	30-48	.625	0-0	.000	26-46	.565	2	12	0	33-0	47-2.1	86-3.9
2016	23/0	185-8.0	28-52	.538	0-0	.000	22-35	.629	7	5	1	29-0	58-2.5	78-3.4
2017	18/0	167-9.3	25-43	.581	0-0	.000	17-27	.630	3	6	1	27-1	53-2.9	67-3.7
2018	32/4	596-18.6	73-141	.518	0-1	.000	35-57	.614	21	13	8	78-3	124-3.9	181-5.7
<b>TOTAL</b>	<b>95/7</b>	<b>1165-12.3</b>	<b>156-284</b>	<b>.549</b>	<b>0-1</b>	<b>.000</b>	<b>100-165</b>	<b>.606</b>	<b>33</b>	<b>36</b>	<b>10</b>	<b>167-4</b>	<b>282-3.0</b>	<b>412-4.3</b>

## WILLIE ROSS – Pricedale, Pa. (Rostraver)

YEAR	G/GS	MIN-AVG	FG-AT	PCT	3M-AT	PCT	FT-AT	PCT	A	B	S	PF-D	REB	PTS
1963	22/		135-328	.411			54-81	.667				76-	153-7.9	324-14.7
1964	23/		153-356	.430			46-71	.648				68-	248-10.8	352-15.3
1965	21/		112-288	.382			36-55	.655				57-	223-10.6	260-12.4
<b>TOTAL</b>	<b>66/</b>		<b>400-972</b>	<b>.412</b>			<b>136-207</b>	<b>.657</b>				<b>201-</b>	<b>624-9.5</b>	<b>936-14.2</b>

## AUSTIN ROTROFF – Wauseon, Ohio (Wauseon)

YEAR	G/GS	MIN-AVG	FG-AT	PCT	3M-AT	PCT	FT-AT	PCT	A	B	S	PF-D	REB	PTS
2019	19/5	252-13.3	28-52	.538	3-7	.429	20-26	.769	4	10	2	44-2	46-2.4	79-4.2
2020	21/1	125-6.0	12-17	.706	0-0	.000	6-12	.500	4	6	0	22-0	23-1.1	30-1.4
2021	12/2	95-7.9	8-16	.500	0-2	.000	5-10	.500	1	3	0	7-0	13-1.1	21-1.8
2022	13/0	141-10.9	18-25	.720	0-1	.000	2-13	.154	7	5	2	22-0	49-3.8	38-2.9
2023	33/0	446-13.5	64-104	.615	0-0	.000	37-65	.569	16	25	14	53-0	160-4.8	165-5.0
<b>TOTAL</b>	<b>98/8</b>	<b>1060-10.8</b>	<b>130-214</b>	<b>.607</b>	<b>3-10</b>	<b>.300</b>	<b>70-126</b>	<b>.556</b>	<b>32</b>	<b>49</b>	<b>18</b>	<b>148-2</b>	<b>291-3.0</b>	<b>333-3.4</b>

## DAMIAN SAUNDERS – Waterbury, Conn. (Notre Dame (Mass.) Prep)

YEAR	G/GS	MIN-AVG	FG-AT	PCT	3M-AT	PCT	FT-AT	PCT	A	B	S	PF-D	REB	PTS
2008	30/19	669-22.3	78-162	.481	24-69	.348	16-38	.421	48	39	45	57-0	156-5.2	196-6.5
2009	34/34	1,176-34.6	179-328	.546	37-108	.343	50-98	.510	77	83	71	103-4	258-7.6	445-13.1
2010	32/32	1,174-36.7	193-390	.495	18-95	.189	75-155	.484	78	94	89	80-2	360-11.3	479-15.0
2011	31/31	1,054-34.0	149-304	.490	25-70	.357	68-130	.52	78	84	72	71-0	245-7.9	391-12.6
<b>TOTAL</b>	<b>127/116</b>	<b>4073-32.1</b>	<b>599-1184</b>	<b>.506</b>	<b>104-342</b>	<b>.304</b>	<b>209-421</b>	<b>.496</b>	<b>281</b>	<b>300</b>	<b>277</b>	<b>311-6</b>	<b>1,019-8.0</b>	<b>1511-11.9</b>

## BILL SEARLES – Pittsburgh, Pa. (Allegheny/Allegheny CC)

YEAR	G/GS	MIN-AVG	FG-AT	PCT	3M-AT	PCT	FT-AT	PCT	A	B	S	PF-D	REB	PTS
1982, Jr.	25/23	509-20.4	85-202	.421			22-35	.629	18	7	11	52-0	89-3.6	192-7.7
1983, Sr.	28/26		173-313	.552	0-0	.000	69-100	.690	36		26	89-2	192-6.9	416-14.8
<b>TOTAL</b>	<b>53/49</b>		<b>258-515</b>	<b>.501</b>			<b>91-135</b>	<b>.674</b>	<b>54</b>		<b>37</b>	<b>141-2</b>	<b>281-5.3</b>	<b>608-11.5</b>

## EMMETT SELLERS – Newark, N.J. (Vailsburg)

YEAR	G/GS	MIN-AVG	FG-AT	PCT	3M-AT	PCT	FT-AT	PCT	A	B	S	PF-D	REB	PTS
1983	28/20		104-183	.568			47-72	.653	50		28	65-1	81-3.0	255-9.1
1984	27/26		201-397	.506			81-126	.643	75		50	77-2	102-3.8	483-17.9
1986	16/1	245-15.3	35-77	.454			13-23	.565	27	2	7	24-1	31-1.9	83-5.2
1987	29/29		206-414	.498	2-18	.111	100-151	.662	80	5	33	102-5	112-3.9	514-17.7
<b>TOTAL</b>	<b>100/76</b>		<b>546-1071</b>	<b>.510</b>			<b>241-372</b>	<b>.648</b>	<b>232</b>		<b>118</b>	<b>268-9</b>	<b>326-3.3</b>	<b>1335-13.4</b>

## BRIAN SHANAHAN – Gibsonsia, Pa. (Hampton)

YEAR	G/GS	MIN-AVG	FG-AT	PCT	3M-AT	PCT	FT-AT	PCT	A	B	S	PF-D	REB	PTS
1986	29/15	810-27.9	76-173	.439			28-50	.560	135	7	36	78-3	83-2.9	180-6.2
1987	29/29	1031-35.6	179-388	.461	3-17	.177	87-130	.669	94	11	26	83-3	162-5.6	448-15.5
1988	26/22	806-31.0	141-291	.485	14-43	.326	57-99	.576	83	14	34	84-4	144-5.5	353-13.6
1989	29/24	826-28.5	149-309	.482	7-18	.389	69-100	.690	61	13	36	86-5	146-5.0	374-12.9
<b>TOTAL</b>	<b>113/90</b>	<b>3473-30.7</b>	<b>545-1161</b>	<b>.469</b>	<b>24-78</b>	<b>.308</b>	<b>241-379</b>	<b>.636</b>	<b>373</b>	<b>45</b>	<b>132</b>	<b>331-15</b>	<b>535-4.7</b>	<b>1355-12.0</b>

## ANDY SISINNI – Erie, Pa. (Cathedral Prep)

YEAR	G/GS	MIN-AVG	FG-AT	PCT	3M-AT	PCT	FT-AT	PCT	A	B	S	PF-D	REB	PTS
1981	30/24	712-23.7	38-100	.380			40-51	.784	87	1	35	97-8	58-1.9	116-3.9
1982	26/10	378-14.5	18-52	.346			20-35	.571	40	0	16	60-4	17-0.6	56-2.2
1983	28/28		57-130	.438	8-23	.348	63-90	.700	97		47	75-2	42-1.5	185-6.6
1984	28/27		37-110	.336			45-61	.738	142		50	98-5	61-2.2	119-4.3
<b>TOTAL</b>	<b>112/89</b>		<b>150-392</b>	<b>.383</b>			<b>168-237</b>	<b>.709</b>	<b>366</b>		<b>148</b>	<b>330-19</b>	<b>178-1.6</b>	<b>476-4.3</b>

## STEVE SKENDROVICH – Farrell, Pa. (Farrell)

YEAR	G/GS	MIN-AVG	FG-AT	PCT	3M-AT	PCT	FT-AT	PCT	A	B	S	PF-D	REB	PTS
1948	22/		26-	.			17-							69-3.1
1949	22/		55-				37-							147-6.7
1950	29/		108-	.490			76-	.730						292-10.1
<b>TOTAL</b>	<b>73/</b>		<b>189-</b>	.			<b>130-</b>							<b>508-7.0</b>

## BOB SLOBODNIK – Natrona, Pa. (Har-Brack)

YEAR	G/GS	MIN-AVG	FG-AT	PCT	3M-AT	PCT	FT-AT	PCT	A	B	S	PF-D	REB	PTS
1959	24/		123-308	.399			84-120	.700				54-	308-12.8	330-13.8
1960	23/		105-293	.358			92-120	.766				68-	308-13.4	302-13.1
1961	15/		80-198	.404			66-89	.741				37-	199-13.3	226-15.1
<b>TOTAL</b>	<b>62/</b>		<b>308-799</b>	<b>.385</b>			<b>242-329</b>	<b>.736</b>				<b>159-</b>	<b>815-13.1</b>	<b>858-13.8</b>

# YEAR-BY-YEAR STATS FOR MISC PLAYERS

## TARIN SMITH – Ocean Township, N.J. (St. Anthony) transfer from Nebraska

YEAR	G/GS	MIN-AVG	FG-AT	PCT	3M-AT	PCT	FT-AT	PCT	A	B	S	PF-D	REB	PTS
2015*	31/3	545-17.6	53-119	.445	10-30	.333	23-38	.605	22	9	18	39-1	49-1.6	139-4.5
2017	32/32	915-28.6	97-253	.383	11-52	.212	69-106	.651	99	11	34	38-0	111-3.5	274-8.6
2018	32/4	912-28.5	133-321	.414	39-117	.333	92-140	.657	102	16	31	54-1	97-3.0	397-12.4
<b>At DU</b>	<b>64/36</b>	<b>1827-28.5</b>	<b>230-574</b>	<b>.401</b>	<b>50-169</b>	<b>.296</b>	<b>161-246</b>	<b>.654</b>	<b>201</b>	<b>27</b>	<b>65</b>	<b>92-1</b>	<b>208-3.3</b>	<b>671-10.5</b>
<b>TOTAL</b>	<b>95/39</b>	<b>2372-25.0</b>	<b>283-693</b>	<b>.408</b>	<b>60-199</b>	<b>.302</b>	<b>184-284</b>	<b>.648</b>	<b>223</b>	<b>36</b>	<b>83</b>	<b>131-2</b>	<b>257-2.7</b>	<b>810-8.5</b>

\* - at University of Nebraska; graduate transfer to Connecticut following his second season at Duquesne

## WAYNE SMITH – Toronto, Ontario (Bathurst)

YEAR	G/GS	MIN-AVG	FG-AT	PCT	3M-AT	PCT	FT-AT	PCT	A	B	S	PF-D	REB	PTS
1999	28/27	906-32.4	155-411	.377	44-129	.341	112-155	.723	57	20	48	78-3	174-6.2	466-16.6
2000	29/28	953-32.9	154-409	.377	52-152	.342	125-177	.706	75	14	50	82-2	203-7.0	485-16.7
2001	28/21	808-28.9	131-312	.420	38-105	.362	126-157	.803	51	13	46	74-1	159-5.7	426-15.2
2002	27/25	804-29.8	149-340	.438	45-120	.375	100-127	.787	54	12	29	81-2	154-5.7	443-16.4
<b>TOTAL</b>	<b>112/101</b>	<b>3471-31.0</b>	<b>589-1,472</b>	<b>.400</b>	<b>179-506</b>	<b>.354</b>	<b>463-616</b>	<b>.752</b>	<b>237</b>	<b>59</b>	<b>173</b>	<b>315-8</b>	<b>690-6.2</b>	<b>1820-16.2</b>

## WILLIE SOMERSET – Farrell, Pa. (Farrell)

YEAR	G/GS	MIN-AVG	FG-AT	PCT	3M-AT	PCT	FT-AT	PCT	A	B	S	PF-D	REB	PTS
1962	29/		217-512	.424			131-167	.784				85-	143-4.9	565-19.5
1963	Did not play due to an injured tibia in his left leg													
1964	23/		210-446	.471			147-182	.808				74-	116-5.0	567-24.7
1965	24/		218-463	.471			157-191	.822				77-	147-6.1	593-24.7
<b>TOTAL</b>	<b>76</b>		<b>645-1421</b>	<b>.454</b>			<b>435-540</b>	<b>.806</b>				<b>236</b>	<b>406-5.3</b>	<b>1725-22.7</b>

## OVIE SOKO – London, England (Bethel (Va.) transfer from UAB

YEAR	G/GS	MIN-AVG	FG-AT	PCT	3M-AT	PCT	FT-AT	PCT	A	B	S	PF-D	REB	PTS-AVG
2010*	28/6	282-10.1	11-35	.314	1-8	.125	18-23	.783	3	4	4	40-0	54-1.9	41-1.5
2011*	30/29	832-27.7	103-204	.505	3-15	.200	65-110	.591	20	26	16	95-6	175-5.8	274-9.1
2012*	30/24	847-28.2	94-201	.468	1-6	.167	60-101	.594	51	13	28	104-6	205-6.8	249-8.3
2014	30/30	931-31.0	171-366	.467	14-51	.275	195-289	.675	50	19	26	95-4	240-8.0	551-18.4
<b>At DU</b>	<b>30/30</b>	<b>931-31.0</b>	<b>171-366</b>	<b>.467</b>	<b>14-51</b>	<b>.275</b>	<b>195-289</b>	<b>.675</b>	<b>50</b>	<b>19</b>	<b>26</b>	<b>95-4</b>	<b>240-8.0</b>	<b>551-18.4</b>
<b>Total*</b>	<b>118/89</b>	<b>2892-24.5</b>	<b>379-806</b>	<b>.470</b>	<b>19-80</b>	<b>.238</b>	<b>338-523</b>	<b>.646</b>	<b>124</b>	<b>62</b>	<b>74</b>	<b>334-16</b>	<b>674-5.7</b>	<b>1115-9.4</b>

\* - at the University of Alabama-Birmingham (UAB)

## BAYLEE STEELE – Norwalk, Iowa (Norwalk) one season at Des Moines Area CC, Eastern Michigan and Utah Valley State transfer from Utah Valley

YEAR	G/GS	MIN-AVG	FG-AT	PCT	3M-AT	PCT	FT-AT	PCT	A	B	S	PF-D	REB	PTS
2017*	33/22	643/19.5	62-127	.488	0-5	.000	20-24	.833	11	27	26	98-5	135-4.1	144-4.4
2019+	35/35	705/20.1	101-170	.594	2-6	.333	92-122	.754	21	15	13	80-0	252-7.2	296-8.5
2020	30/1	642/21.4	101-215	.470	33-96	.344	33-52	.635	13	16	18	55-0	140-4.7	268-8.9
<b>At DU</b>	<b>30/1</b>	<b>642/21.4</b>	<b>101-215</b>	<b>.470</b>	<b>33-96</b>	<b>.344</b>	<b>33-52</b>	<b>.635</b>	<b>13</b>	<b>16</b>	<b>18</b>	<b>55-0</b>	<b>140-4.7</b>	<b>268-8.9</b>
<b>Total</b>	<b>98/58</b>	<b>1987/20.3</b>	<b>264-512</b>	<b>.516</b>	<b>35-107</b>	<b>.327</b>	<b>145-198</b>	<b>.732</b>	<b>45</b>	<b>58</b>	<b>57</b>	<b>233-5</b>	<b>527-5.4</b>	<b>708-7.2</b>

\* - at Eastern Michigan; + - at Utah Valley

## DEVONE STEPHENSON – New York, N.Y. (Seward Park)

YEAR	G/GS	MIN-AVG	FG-AT	PCT	3M-AT	PCT	FT-AT	PCT	A	B	S	PF-D	REB	PTS
1997	24/2	141-5.9	15-29	.517	0-0	.000	9-18	.500	3	0	6	17-0	18-0.8	39-1.6
1998	30/4	443-14.8	51-101	.505	1-3	.333	39-85	.459	16	0	15	55-0	68-2.3	142-4.7
1999	28/6	537-19.2	30-100	.300	1-3	.333	59-91	.648	5	9	12	88-7	96-3.4	120-4.3
2000	29/26	623-21.5	48-110	.436	0-1	.000	47-80	.588	3	11	12	91-5	164-5.7	143-4.9
<b>TOTAL</b>	<b>111/38</b>	<b>1744-15.7</b>	<b>144-340</b>	<b>.423</b>	<b>2-7</b>	<b>.286</b>	<b>154-274</b>	<b>.562</b>	<b>27</b>	<b>20</b>	<b>45</b>	<b>251-12</b>	<b>346-3.1</b>	<b>444-4.0</b>

## MARK STEVENSON – Philadelphia, Pa. (Roman Catholic) transfer from Notre Dame

YEAR	G/GS	MIN-AVG	FG-AT	PCT	3M-AT	PCT	FT-AT	PCT	A	B	S	PF-D	REB	PTS
1986*	28/24	566-20.2	103-176	.585			37-44	.841	27	7	11	29-1	68-2.4	243-8.7
1987*	32/31	1050-32.8	135-287	.470	1-5	.200	69-89	.775	48	6	16	44-1	127-4.0	340-10.6
1988*	24/16	700-29.2	106-215	.493	0-1	.000	40-54	.741	33	5	17	27-0	93-3.9	252-10.5
1990	29/28	1113-38.4	297-621	.478	34-104	.327	160-204	.784	62	12	28	62-0	186-6.4	788-27.2
<b>At DU</b>	<b>29/28</b>	<b>1113-38.4</b>	<b>297-621</b>	<b>.478</b>	<b>34-104</b>	<b>.327</b>	<b>160-204</b>	<b>.784</b>	<b>62</b>	<b>12</b>	<b>28</b>	<b>62-0</b>	<b>186-6.4</b>	<b>788-27.2</b>
<b>TOTAL</b>	<b>113/99</b>	<b>3429-30.3</b>	<b>641-1299</b>	<b>.493</b>	<b>35-110</b>	<b>.318</b>	<b>306-391</b>	<b>.783</b>	<b>170</b>	<b>30</b>	<b>72</b>	<b>162-2</b>	<b>474-4.2</b>	<b>1623-14.4</b>

\* - at Notre Dame University

## RICK SUDER – Monaca, Pa. (Center)

YEAR	G/GS	MIN-AVG	FG-AT	PCT	3M-AT	PCT	FT-AT	PCT	A	B	S	PF-D	REB	PTS
1983	23/0		15-46	.326			10-17	.588	9		3	27-0	16-0.7	42-1.8
1984	23/18		118-241	.490			58-69	.841	52		18	82-6	61-2.7	294-12.8
1985	30/30	1101-36.7	184-423	.435	23-77	.299	139-157	.885	77	5	27	96-6	110-3.7	530-17.7
1986	29/29	1077-37.1	229-431	.531			135-147	.918	118	4	37	81-1	91-3.1	593-20.4
<b>TOTAL</b>	<b>105/77</b>		<b>546-1141</b>	<b>.479</b>			<b>342-390</b>	<b>.877</b>	<b>256</b>		<b>85</b>	<b>286-13</b>	<b>278-2.6</b>	<b>1459-13.9</b>

## MIKE TALLEY – Detroit, Mich. (Melvindale ABT)

YEAR	G/GS	MIN-AVG	FG-AT	PCT	3M-AT	PCT	FT-AT	PCT	A	B	S	PF-D	REB	PTS
2011	32/27	732-22.9	71-170	.418	37-95	.389	43-73	.589	76	0	19	74-0	48-1.5	222-6.9
2012	31/3	640-20.6	68-190	.358	19-81	.235	76-119	.639	59	0	18	52-0	37-1.2	231-7.5
<b>TOTAL</b>	<b>63/30</b>	<b>1372-21.8</b>	<b>139-360</b>	<b>.386</b>	<b>56-176</b>	<b>.318</b>	<b>119-192</b>	<b>.620</b>	<b>135</b>	<b>0</b>	<b>37</b>	<b>126-0</b>	<b>85-1.3</b>	<b>453-7.2</b>

\* - transferred to Eastern Michigan following 2011-12 season

# YEAR-BY-YEAR STATS FOR MISC PLAYERS

## SHAWN TANN – Emporia, Va. (Southampton)

YEAR	G/GS	MIN-AVG	FG-AT	PCT	3M-AT	PCT	FT-AT	PCT	A	B	S	PF-D	REB	PTS
1998	30/2	407-13.6	39-121	.322	24-75	.320	10-12	.833	13	2	13	22-0	31-1.0	112-3.7
1999	27/12	636-23.6	63-198	.318	45-139	.324	18-22	.818	17	1	12	38-0	47-1.7	189-7.0
2000	28/20	575-20.5	63-173	.364	39-111	.351	25-35	.714	18	4	9	24-0	42-1.5	190-6.8
2001	26/7	233-9.0	13-51	.255	7-34	.206	3-5	.600	11	2	4	12-0	15-0.6	36-1.4
<b>TOTAL</b>	<b>111/41</b>	<b>1851-16.7</b>	<b>178-543</b>	<b>.328</b>	<b>115-359</b>	<b>.320</b>	<b>56-74</b>	<b>.757</b>	<b>59</b>	<b>9</b>	<b>38</b>	<b>96-0</b>	<b>135-1.2</b>	<b>527-4.7</b>

## JIMMY TRICCO – Phoenix, Ariz. (Brophy College Prep) transfer from Gonzaga

YEAR	G/GS	MIN-AVG	FG-AT	PCT	3M-AT	PCT	FT-AT	PCT	A	B	S	PF-D	REB	PTS
2000*	27/0	176-6.5	18-45	.400	9-26	.346	4-11	.364	14	0	3	23-1	21-0.8	49-1.8
2001*	23/2	170-7.4	12-39	.308	5-24	.208	5-7	.714	13	3	3	23-0	17-0.7	34-1.5
2003	30/30	873-29.1	107-245	.437	76-177	.429	23-36	.639	67	9	34	75-3	101-3.4	313-10.4
2004	29/29	835-28.8	99-239	.414	58-157	.369	21-26	.808	61	9	19	64-2	95-3.3	277-9.6
<b>AT DU</b>	<b>59/59</b>	<b>1708-29.0</b>	<b>206-484</b>	<b>.426</b>	<b>134-334</b>	<b>.401</b>	<b>44-62</b>	<b>.710</b>	<b>128</b>	<b>18</b>	<b>53</b>	<b>139-5</b>	<b>196-3.3</b>	<b>590-10.0</b>
<b>TOTAL</b>	<b>109/61</b>	<b>2054-18.8</b>	<b>236-568</b>	<b>.415</b>	<b>148-384</b>	<b>.385</b>	<b>53-80</b>	<b>.662</b>	<b>155</b>	<b>21</b>	<b>59</b>	<b>185-6</b>	<b>234-2.2</b>	<b>673-6.2</b>

\* – at Gonzaga University

## GARY TUCKER – Pensacola, Fla. (Woodham/Southern Union (Ala.) College)

YEAR	G/GS	MIN-AVG	FG-AT	PCT	3M-AT	PCT	FT-AT	PCT	A	B	S	PF-D	REB	PTS
2007	28/11	546-19.5	73-156	.468	14-52	.269	44-65	.677	30	1	18	35-0	57-2.0	204-7.3
2008	30/18	746-24.9	98-218	.450	32-103	.311	54-79	.684	55	6	31	38-0	80-2.7	282-9.4
<b>TOTAL</b>	<b>58/29</b>	<b>1292-22.3</b>	<b>171-374</b>	<b>.457</b>	<b>46-155</b>	<b>.297</b>	<b>98-144</b>	<b>.681</b>	<b>85</b>	<b>7</b>	<b>49</b>	<b>73-0</b>	<b>137-2.4</b>	<b>486-8.4</b>

## JIM TUCKER – Paris, Ky. (Paris Western)

YEAR	G/GS	MIN-AVG	FG-AT	PCT	3M-AT	PCT	FT-AT	PCT	A	B	S	PF-D	REB	PTS
1952	27/		200-	.405			112-	.629					389-14.4	512-18.9
1953	12/		72-	.300			46-	.589					129-10.8	190-15.6
1954	29/		139-381	.365			111-163	.681					393-13.6	389-13.4
<b>TOTAL</b>	<b>68/</b>		<b>441-</b>				<b>269-</b>						<b>911-13.4</b>	<b>1091-16.0</b>

## NED TWYMAN – Pittsburgh, Pa. (Central Catholic)

YEAR	G/GS	MIN-AVG	FG-AT	PCT	3M-AT	PCT	FT-AT	PCT	A	B	S	PF-D	REB	PTS
1959	24/		94-279	.337			44-53	.831				43-	70-2.9	232-9.7
1960	19/		95-245	.388			39-57	.684				48-	58-3.1	229-12.1
1961	22/		175-416	.421			108-135	.800				52-	117-5.3	458-20.8
<b>TOTAL</b>	<b>65/</b>		<b>364-940</b>	<b>.387</b>			<b>191-245</b>	<b>.780</b>				<b>143-</b>	<b>245-3.8</b>	<b>919-14.1</b>

## COURTNEY WALLACE – Pittsburgh, Pa. (Perry Traditional Academy)

YEAR	G/GS	MIN-AVG	FG-AT	PCT	3M-AT	PCT	FT-AT	PCT	A	B	S	PF-D	REB	PTS
1998	20/12	479-24.0	44-119	.370	11-42	.262	34-45	.756	80	3	30	66-2	72-3.6	133-6.7
1999	28/27	980-35.0	138-373	.370	35-126	.278	92-132	.697	110	11	37	103-7	163-5.8	403-14.4
2000	28/18	800-28.6	121-305	.397	34-108	.315	85-105	.810	72	9	36	92-5	133-4.8	361-12.9
2001	30/30	990-33.0	171-387	.442	60-136	.441	95-119	.798	102	8	34	101-4	141-4.7	497-16.6
<b>TOTAL</b>	<b>106/87</b>	<b>3249-30.6</b>	<b>474-1184</b>	<b>.400</b>	<b>140-412</b>	<b>.340</b>	<b>306-401</b>	<b>.763</b>	<b>364</b>	<b>31</b>	<b>137</b>	<b>362-18</b>	<b>509-4.8</b>	<b>1394-13.1</b>

## PHIL WASHINGTON – Pittsburgh, Pa. (Carrick)

YEAR	G/GS	MIN-AVG	FG-AT	PCT	3M-AT	PCT	FT-AT	PCT	A	B	S	PF-D	REB	PTS
1966	23/		86-170	.506			22-37	.595				75	244-10.6	194-8.4
1967	DNP													
1968	25/		143-311	.460			48-72	.667				80	334-13.4	334-13.4
<b>TOTAL</b>	<b>48/</b>		<b>229-481</b>	<b>.476</b>			<b>70-109</b>	<b>.642</b>				<b>155</b>	<b>578-12.0</b>	<b>528-11.0</b>

## ALAN WATKINS – Philadelphia, Pa. (Roman Catholic)

YEAR	G/GS	MIN-AVG	FG-AT	PCT	3M-AT	PCT	FT-AT	PCT	A	B	S	PF-D	REB	PTS
1991, So.	23/15	569-24.7	126-207	.609	0-1	.000	29-54	.537	27	12	9	88-6	116-5.0	281-12.2
1992, Jr.	28/28	731-26.1	123-246	.500	1-6	.167	46-72	.639	43	18	22	99-8	145-5.2	293-10.5
1993, Sr.	27/14	690-25.6	116-242	.479	4-16	.250	37-63	.587	42	12	12	86-7	142-5.3	273-10.1
<b>TOTAL</b>	<b>78/57</b>	<b>1990-25.5</b>	<b>365-695</b>	<b>.525</b>	<b>5-23</b>	<b>.217</b>	<b>112-189</b>	<b>.593</b>	<b>112</b>	<b>42</b>	<b>43</b>	<b>273-21</b>	<b>403-5.2</b>	<b>847-10.9</b>

## MARCUS WEATHERS – Overland Park, Kan. (Shawnee Mission North) transfer from Miami, Ohio finished his career at SMU in 2021-22

YEAR	G/GS	MIN-AVG	FG-AT	PCT	3M-AT	PCT	FT-AT	PCT	A	B	S	PF-D	REB	PTS
2017*	32/9	788-24.6	98-191	.513	14-40	.350	100-147	.680	23	20	28	90-2	191-6.0	310-9.7
2019	31/30	829-26.7	111-227	.489	13-53	.245	75-117	.641	25	25	17	67-0	198-6.4	310-10.0
2020	30/30	886-29.5	160-287	.557	5-31	.161	103-153	.673	51	39	33	71-1	243-8.1	428-14.3
2021	18/18	533-29.6	99-206	.481	13-42	.310	65-102	.637	27	12	16	43-2	135-7.5	276-15.3
<b>AT DU</b>	<b>79/78</b>	<b>2247-28.4</b>	<b>370-720</b>	<b>.514</b>	<b>31-126</b>	<b>.246</b>	<b>243-372</b>	<b>.653</b>	<b>103</b>	<b>76</b>	<b>66</b>	<b>181-3</b>	<b>576-7.3</b>	<b>1014-12.8</b>

\* - at Miami, Ohio in 2017

## EFFREM WHITEHEAD – Brooklyn, N.Y. (Grady)

YEAR	G/GS	MIN-AVG	FG-AT	PCT	3M-AT	PCT	FT-AT	PCT	A	B	S	PF-D	REB	PTS
1991	28/11	650-23.2	83-261	.318	31-85	.365	65-119	.546	59	9	32	80-5	100-3.6	262-9.4
1992	28/7	786-28.1	81-223	.363	24-79	.304	79-110	.718	91	14	25	90-4	98-3.5	265-9.5
1993	28/23	840-30.0	89-239	.372	36-120	.300	56-92	.609	93	17	34	87-4	127-4.5	270-9.6
1994	30/29	1041-34.7	102-269	.379	25-79	.316	115-182	.632	100	23	35	92-3	199-6.6	344-11.5
<b>TOTAL</b>	<b>114/70</b>	<b>3317-29.1</b>	<b>355-992</b>	<b>.358</b>	<b>116-363</b>	<b>.320</b>	<b>315-503</b>	<b>.626</b>	<b>343</b>	<b>63</b>	<b>126</b>	<b>349-16</b>	<b>524-4.6</b>	<b>1141-10.0</b>

## YEAR-BY-YEAR STATS FOR MISC PLAYERS

### RON WILLARD – Youngwood, Pa. (Hempfield)

YEAR	G/GS	MIN-AVG	FG-AT	PCT	3M-AT	PCT	FT-AT	PCT	A	B	S	PF-D	REB	PTS
1963	22/		159-424	.375			33-51	.647				53	83-3.8	351-16.0
1964	23/		166-373	.445			39-62	.629				52	71-3.1	371-16.1
1965	24/		189-446	.424			48-63	.762				65	89-3.7	426-17.8
<b>TOTAL</b>	<b>69/</b>		<b>514-1243</b>	<b>.414</b>			<b>120-176</b>	<b>.682</b>				<b>170</b>	<b>243-3.5</b>	<b>1148-16.6</b>

### MICKEY WINOGRAD – Jersey City, N.J. (Lincoln)

YEAR	G/GS	MIN-AVG	FG-AT	PCT	3M-AT	PCT	FT-AT	PCT	A	B	S	PF-D	REB	PTS
1954	29/		46-151	.305			79-138	.573					91-3.1	171-5.9
1955	26/		65-163	.399			105-149	.705					124-4.8	235-9.0
1956	27/		99-224	.442			104-140	.743				87-	107-4.0	302-11.2
<b>TOTAL</b>	<b>78/</b>		<b>210-538</b>	<b>.390</b>			<b>288-427</b>	<b>.674</b>					<b>322-4.1</b>	<b>708-9.1</b>

### JACK WOJDOWSKI – Pittsburgh, Pa. (Canevin)

YEAR	G/GS	MIN-AVG	FG-AT	PCT	3M-AT	PCT	FT-AT	PCT	A	B	S	PF-D	REB	PTS
1971	25/		61-131	.466			29-40	.725	32			40	106-4.2	151-6.0
1972	25/		145-301	.482			40-55	.727	72			46	130-5.2	330-13.2
1973	24/		157-296	.530			44-60	.733	118			67	148-6.1	358-14.9
<b>TOTAL</b>	<b>74/</b>		<b>363-728</b>	<b>.499</b>			<b>113-155</b>	<b>.729</b>	<b>222</b>			<b>153</b>	<b>384-5.2</b>	<b>839-11.3</b>

### JACK YUN – Canton, Ohio (Canton-Lehman)

YEAR	G/GS	MIN-AVG	FG-AT	PCT	3M-AT	PCT	FT-AT	PCT	A	B	S	PF-D	REB	PTS
1973	14/		31-52	.596			11-12	.917	6			10-	11-0.7	73-5.2
1974	21/		81-177	.457			24-29	.827	20			33-1	52-2.4	186-8.8
1975	21/		71-115	.617			17-20	.850	23			41-3	38-1.8	159-7.6
<b>TOTAL</b>	<b>56/</b>		<b>183-344</b>	<b>.532</b>			<b>52-61</b>	<b>.852</b>	<b>49</b>			<b>84-4</b>	<b>101-1.8</b>	<b>418-7.5</b>

### BILLY ZOPF – Monaca, Pa. (Monaca)

YEAR	G/GS	MIN-AVG	FG-AT	PCT	3M-AT	PCT	FT-AT	PCT	A	B	S	PF-D	REB	PTS
1968	25/		125-299	.418			94-118	.796				61-	119-4.8	344-13.8
1969	26/		124-303	.409			88-116	.759				65-	126-4.8	336-12.9
1970	24/		138-286	.483			43-53	.811				38-	105-4.3	319-13.3
<b>TOTAL</b>	<b>75/</b>		<b>387-888</b>	<b>.436</b>			<b>225-287</b>	<b>.784</b>				<b>164-</b>	<b>350-4.7</b>	<b>999-13.3</b>



# TOP FRESHMAN SEASONS

Freshmen eligible beginning in 1972-73 • Sorted by total points

NAME	YR	G/GS	MIN/G	FG-AT	3M-AT	FT-AT	O-D	REB	PF/D	A	TO	BK	ST	POINTS
Wayne Smith	1999	28/27	906-32.4	155-411 .377	44-129 .341	112-155 .723	44-130	174-6.2	78/3	57	95	20	48	466-16.6
Robert Mitchell	2007	28/18	750-26.8	172-381 .451	44-110 .400	70-96 .729	64-87	151-5.4	68/4	40	51	18	22	458-16.4
Eric Williams Jr.	2018	32/31	1079-33.7	147-375 .392	67-184 .364	97-131 .740	68-212	280-8.8	75/2	51	67	10	43	458-14.3
Mike Lewis II	2017	32/31	1025-32.0	140-342 .409	63-175 .360	109-131 .832	4-68	72-2.3	65/0	53	63	1	20	452-14.1
Tom Pipkins	1994	30/29	1138-37.9	158-392 .403	58-170 .341	67-90 .744	37-103	140-4.7	44/0	82	65	8	43	441-14.7
Derrick Colter	2013	30/30	967-32.2	136-362 .376	50-159 .314	84-126 .667	19-64	83-2.8	60/2	156	108	5	24	406-13.5
Primo Spears	2022	30/28	967-32.2	139-379 .367	30-100 .300	73-98 .745	10-65	75-2.5	45/0	91	62	4	39	381-12.7
Collins Dobbs	1985	30/21		140-320 .438		83-131 .634		137-4.6	61/0	77	91	9	45	365-12.2
Isiaha Mike	2017	32/32	908-28.4	131-302 .434	46-138 .333	52-78 .667	42-142	184-5.8	85/1	51	76	27	26	360-11.3
Bruce Atkins	1979	26	928-35.7	139-226 .615		81-113 .717		256-9.8	71/2	61				359-13.8
T.J. McConnell	2011	32/30	979-30.6	132-265 .498	39-97 .402	41-60 .683	23-98	121-3.8	56/1	140	56	5	91	344-10.8
Kevin Price	1995	28/7	808-28.9	132-287 .460	0-0 .000	78-125 .624	79-80	159-5.7	71/3	8	45	24	28	342-12.2
Sincere Carry	2019	28/28	937-33.5											
Dick Ricketts	1952	27		130-331 .393		76-105 .724		290-10.7						336-12.4
Melquan Bolding	2009	34/29	874-25.7	121-280 .432	37-108 .343	56-82 .683	54-95	149-4.4	48/0	39	52	9	35	335-9.9
Eric Evans	2009	34/0	809-23.8	103-270 .381	39-134 .291	89-117 .761	8-45	53-1.6	55/0	75	57	0	29	334-9.8
Derrick Alston	1991	28/25	807-28.8	128-239 .536	0-0 .000	61-102 .598		175-6.3	112/10	36	76	54	23	317-11.3
Clayton Adams	1988	32/32	1158-36.2	111-244 .455	0-2 .000	82-138 .594		105-3.3	82/1	163	106	5	70	304-9.5
Quevyn Winters	2013	30/8	659-22.0	106-240 .442	55-145 .379	20-27 .741	30-86	116-3.9	64/0	26	60	4	19	287-9.6
Scott Grote	2007	29/22	742-25.6	90-216 .417	34-107 .318	73-93 .785	44-74	118-4.1	102/7	63	70	8	34	287-9.9
Jackie Johnson III	2022	30/11	583-19.4	103-243 .424	41-110 .373	38-49 .776	7-38	45-1.5	25/0	35	46	4	19	285-9.5
Kenya Hunter	1993	28/28	860-30.7	87-208 .418	36-99 .364	73-97 .753		92-3.3	108/8	148	122	6	65	283-10.1
Doug Arnold	1979	26	736-28.3	124-282 .440		30-46 .652		140-5.4	62/1	41				278-10.7
Tony Petrarca	1987	29/13		99-231 .429	52-122 .426	24-37 .649		71-2.5	80/4	107	73	1	47	274-9.5
Effrem Whitehead	1991	28/11	650-23.2	83-261 .318	31-85 .365	65-119 .546		100-3.6	80/5	59	66	9	32	262-9.4
Norm Nixon	1974	24		113-257 .439		31-45 .688		99-4.1	55/2	144				257-10.7
Ron Stevenson	1984	28/22		113-212 .533		31-47 .660		152-5.4	71/2	24	58		26	257-9.2
Emmett Sellers	1983	28/20		104-183 .568		47-72 .653		81-3.0	65/1	50	54		28	255-9.1
Bill Clark	2008	30/9	589-19.6	80-209 .383	40-128 .313	45-70 .643	48-81	129-4.3	96/2	41	41	9	28	245-8.2
Anthony Smith	1993	27/9	516-19.1	88-187 .471	18-51 .353	44-78 .564		62-2.3	63/2	33	61	6	29	238-8.8
Ganon Baker	1992	27/22	664-24.6	74-185 .400	46-117 .393	44-58 .759	8-39	47-1.7	73/5	82	80	0	22	238-8.8
Jeremiah Jones	2013	30/22	780-26.0	82-209 .392	28-89 .315	39-62 .629	39-83	122-4.1	57/2	28	28	0	18	231-7.7
Bryant McAllister	2003	30/22	777-25.9	76-178 .427	17-61 .279	59-85 .694	18-50	68-2.3	64/3	79	89	2	32	228-7.6
DeVario Hudson	2005	28/18	616-22.0	102-233 .438	10-34 .294	12-18 .667	59-88	147-5.3	88/5	20	37	27	15	226-8.1
Mike Talley	2011	32/27	732-22.9	71-170 .418	37-95 .389	43-73 .589	12-36	48-1.5	74/0	76	47	0	19	222-6.9
Devin Montgomery	2000	29/16	787-27.1	70-193 .363	14-51 .275	68-90 .756		91-3.1	40/0	109	72	2	21	222-7.7
Greg Harrison	1984	27/19		87-178 .489		40-55 .727		154-5.7	86/6	12	70		12	214-7.9
Kevin McCarthy	1987	29/25		80-163 .491	0-0 .000	53-83 .639		122-4.2	79/2	31	53	0	16	213-7.4
Maceo Austin	2020	29/29	809-27.9	72-181 .398	25-85 .294	34-47 .723	33-82	115-4.0	43/0	45	46	7	21	203-7.0
TySean Powell	2015	29/7	413-14.2	77-133 .579	0-0 .000	47-72 .653	32-62	94-3.2	63/1	8	34	15	11	201-6.9
Damian Saunders	2008	30/19	669-22.3	78-162 .481	24-69 .348	16-38 .421	47-109	156-5.2	57/0	48	32	39	45	196-6.5
Darryl Shephard	1982	27/4	431-16.0	78-156 .500		33-50 .667	26-45	71-2.6	60/2	15	27	6	10	189-7.0
John Moore	1977	27		80-162 .494		26-50 .520		141-5.2	56/3	11				186-6.9
Aaron Jackson	2006	27/21	836-31.0	67-160 .419	17-49 .347	32-40 .800	23-63	86-3.2	43/0	97	56	3	30	183-6.8
Brian Shanahan	1986	29/15	810-27.9	76-173 .439		28-50 .560		83-2.9	78/3	135	76	7	36	180-6.2
Kieron Achara	2004	29/4	484-16.7	58-94 .617	0-2 .000	58-80 .725	43-63	106-3.7	61/1	11	30	33	8	174-6.0
Rich Cotten	1975	25		77-140 .550		20-34 .588		201-8.0	66/1	19				174-7.0
John Thomas	1977	24		65-155 .419		39-65 .600		124-5.2	67/3	20				169-7.0
Sean Johnson	2010	30/0	448-14.9	61-141 .433	6-28 .214	40-60 .667	13-27	40-1.3	48/0	27	37	3	14	168-5.6
Matt Curley	1995	28/27	831-29.7	62-165 .376	7-31 .226	26-50 .520	40-63	103-3.7	100/7	36	52	10	13	157-5.6
Clifton Jones	1997	26/3	408-15.7	41-121 .339	22-62 .355	49-62 .790		60-2.3	38/0	21	24	8	22	153-5.9
Pete Freeman	1987	27/8		56-127 .441	0-0 .000	37-72 .514		154-5.7	86/3	14	50	9	15	149-5.5
Mark Beavers	1984	28/12		48-145 .331		52-69 .754		83-3.0	51/0	28	49		17	148-5.3
Miquel Davila	1975	25		58-123 .472		29-35 .829		42-1.7	50/1	39				146-5.8
Desmond Ridenour	2014	30/0	476-15.9	55-150 .367	9-45 .200	25-46 .543	6-39	45-1.5	37/0	59	41	3	28	144-4.8
Chad Baker	2021	15/13	634-24.3	46-105 .438	25-60 .417	26-32 .813	10-33	43-2.9	45/4	17	13	13	15	143-9.5
Kevin Forney	2000	21/3	379-18.0	58-144 .403	10-34 .294	16-19 .842	15-17	32-1.5	38/1	17	33	0	17	142-6.8
Jeff Baldwin	1977	28		60-155 .387		18-29 .620		37-1.3	49/1	32				138-4.9
Mike James	1995	27/3	381-14.1	55-123 .447	1-13 .077	24-35 .686	14-22	36-1.3	54/4	27	44	0	22	135-5.0
Courtney Wallace	1998	20/12	479-24.0	44-119 .370	11-42 .262	34-45 .756	20-52	72-3.6	66/2	80	83	3	30	133-6.7
Lamar Norman Jr.	2019	27/3	341-12.6	47-113 .416	26-69 .377	9-10 .900	8-34	42-1.6	27/0	10	12	0	14	129-4.8
Kareem Rozier	2023	32/0	503-15.7	41-108 .380	18-46 .391	25-31 .806	12-27	39-1.2	49/1	68	25	2	22	125-3.9
Brad Midgley	2000	29/3	481-16.6	43-101 .426	14-49 .286	24-44 .545	22-32	54-1.9	31/0	5	26	4	5	124-4.3
Ricky Tunstall	1980	28	530-18.9	49-127 .386		23-39 .590		108-3.9	92/6	27				123-4.4
David Dixon	2023	27/6	301-11.2	49-83 .590	0-5 .000	24-43 .558	37-45	82-3.0	52/1	13	21	24	20	122-4.5
Ronnie Dixon	1978	25	207-10.8	51-115 .443		16-28 .571		33-1.3	39/1	23				118-4.7
Andy Sisinni	1981	30/24	712-23.7	38-100 .380		40-51 .784		58-1.9	97/8	87	77		35	116-3.9
Roland Jones	1973	18		54-114 .474		8-11 .727		52-2.8	25/	25				116-6.4
Lonnie McClain	1976	25		46-124 .363		21-36 .583		43-1.7	49/0	23				113-4.5
Chauncey Duke	2005	28/15	526-18.8	38-92 .413	24-68 .353	12-14 .857	16-59	75-2.7	20/0	18	13	4	7	112-4.0
Shawn Tann	1998	30/2	407-13.6	39-121 .322	24-75 .320	10-12 .833	7-24	31-1.0	22/0	13	32	2	13	112-3.7
Eric James	2015	24/0	275-11.5	37-91 .407	13-47 .277	23-41 .561	22-35	57-2.4	27/0	11	16	1	14	110-4.6
Joel Wright	2011	29/0	304-10.5	36-81 .444	0-5 .000	38-63 .603	32-42	74-2.6	54/0	12	27	10	9	110-3.8
L.G. Gill	2014	29/0	353-12.2	37-97 .381	22-66 .333	9-11 .818	23034	57-2.0	49/1	8	12	6	5	105-3.6

# TOP FRESHMAN SEASONS

Freshmen eligible beginning in 1972-73 • Sorted by total points

NAME	YR	G/GS	MIN/G	FG-AT	3M-AT	FT-AT	O-D	REB	PF/D	A	TO	BK	ST	POINTS
Kadeem Pantophlet	2012	30/2	407-13.6	38-88 .432	21-55 .382	7-10 .700	22-33	55-1.8	36/0	12	10	6	7	104-3.5
Arnd Neuhaus	1987	20/10		35-79 .443	0-0 .000	30-49 .612		56-2.8	48/0	12	20	4	1	100-5.0
Tyodus Verhoeven	2018	32/27	625-19.5	40-77 .519	0-0 .000	20-37 .541	44-62	106-3.3	94/6	28	24	71	7	100-3.1
Hosea Champine	1975	21		33-91 .363		25-44 .568		57-2.7	31/0	25				99-4.7
B.J. Monteiro	2009	30/5	298-9.9	35-93 .376	4-20 .200	24-42 .571	13-26	39-1.3	44/0	24	20	2	5	98-3.3
Ronnie Thomas	2006	24/0	356-14.8	32-79 .405	13-40 .325	18-26 .692	21-29	50-2.1	33/1	9	18	6	3	95-4.0
Tyler Bluemling	2002	28/0	357-12.8	28-76 .368	19-61 .311	19-26 .731	3-21	24-0.9	35/0	21	19	0	6	94-3.4
Mar'Qywell Jackson	2016	25/0	263-10.5	29-80 .363	19-56 .339	15-24 .625	14-37	51-2.0	39/0	9	12	3	4	92-3.7
Brian Kelly	2006	27/5	450-16.7	34-69 .493	1-9 .111	21-38 .553	23-40	63-2.3	62/1	23	27	5	13	90-3.3
Jordan Robinson	2015	22/3	217-9.9	30-48 .625	0-0 .000	26-46 .565	18-29	47-2.1	33/0	2	18	12	0	86-3.9
Toby Okani	2021	18/10	350-19.4	31-72 .431	8-26 .308	14-23 .609	22-41	63-3.5	31/0	16	26	11	15	84-4.7
Keith English	1989	27/0	221-8.2	32-98 .327	5-15 .333	15-23 .652		38-1.4	29/0	7			5	84-3.1
Aaron Lovelace	1998	22/13	368-16.7	22-57 .386	5-14 .357	34-53 .642	28-33	61-2.8	62/3	28	34	6	18	83-3.8
Simplice Njoya	2002	9/9	276-30.7	31-74 .419	4-11 .364	17-23 .739	18-35	53-5.9	32/2	11	25	9	5	83-9.2
Austin Rotroff	2019	19/5	252-13.3	28-52 .538	3-7 .429	20-26 .769	16-30	46-2.4	44/2	4	13	10	2	79-4.2
Sean McKeon	2005	24/2	285-11.9	30-69 .435	0-0 .000	12-18 .667	19-21	40-1.7	39/0	4	16	16	4	72-3.0
Jim Balog	1985	27/2		22-51 .431		24-41 .585		78-2.9	64/4	4	24	13	5	68-2.5
Tyson Acuff	2021	18/0	247-13.7	25-67 .373	10-34 .294	7-7 1.000	4-16	20-1.1	13/0	16	14	2	9	67-3.7
Mamadou Datt	2012	31/6	324-10.5	29-62 .468	0-1 .000	8-21 .381	33-34	67-2.2	64/1	4	24	4	4	66-2.1
Andre Harris	2021	17/0	188-11.1	27-59 .458	0-7 .000	11-21 .524	11-19	30-1.8	31/1	11	12	4	3	65-3.8
Josh Steel	2016	29/1	233-8.0	22-48 .458	15-29 .517	5-8 .625	5-19	24-0.8	31/1	20	14	0	7	64-2.2
Jimmy Sherwood	2007	16/6	177-11.1	21-41 .512	11-19 .579	11-20 .550	9-11	20-1.3	25/0	17	9	1	7	64-4.0
Pat Farrell	1982	25/5	366-14.6	27-86 .314		10-16 .625	5-9	14-0.6	53/2	52	58	2	18	64-2.6
Jesse Hubbard	1975	19		23-43 .535		15-27 .556		52-2.7	26/0	6				63-3.3
Amari Kelly	2019	29/0	307-10.6	28-63 .444	1-8 .125	3-10 .300	29-31	60-2.1	65/3	9	32	20	7	60-2.1
Nakye Sanders	2016	30/0	276-9.2	21-32 .656	0-0 .000	16-40 .400	27-59	86-2.9	67/3	14	15	17	7	58-1.9
Aly Samabaly	2002	23/15	508-22.1	22-70 .314	9-32 .281	4-12 .333	8-36	44-1.9	36/0	26	31	0	13	57-2.5
Matus Hronsky	2023	19/0	201-10.6	20-51 .392	8-24 .333	8-13 .615	6-14	20-1.1	11/0	8	12	3	7	56-2.9
Evie Waddell	1985	9/6		25-62 .403		6-14 .429		22-2.4	22/1	58	33	1	12	56-6.2
B.B. Flenory	1977	8		19-43 .442		16-21 .762		11-1.4	14/0	12				54-6.8
Rick Suder	1983	23/0		15-46 .326		10-17 .588		16-0.7	27/0	9	9		3	42-1.8
Spencer Littleton	2017	25/0	209-8.4	12-49 .245	10-38 .263	6-10 .600	6-22	28-1.1	14/0	17	7	0	6	40-1.6
Mounir Hima	2022	21/5	201-9.6	17-40 .425	0-0 .000	5-6 .833	22-36	58-2.8	35/0	1	11	21	4	39-1.9
Rodrigo Peggau	2010	28/3	217-7.8	14-34 .412	0-7 .000	7-22 .318	16-28	44-1.6	38/1	3	12	1	6	35-1.3
Halil Barre	2023	12/0	83-7.0	14-25 .560	0-0 .000	1-6 .167	10-19	29-2.4	14/0	0	9	5	2	29-2.4
Ashton Miller	2020	23/1	211-9.2	9-45 .200	3-28 .107	7-10 .700	3-11	14-0.6	26/0	3	7	1	5	28-1.2
Brandon Wade	2019	27/1	251-9.3	8-41 .195	3-26 .115	9-13 .692	3-15	18-0.7	31/0	22	23	1	7	28-1.0
Gavin Bizeau	2019	20/0	110-5.5	8-29 .276	3-17 .176	7-11 .636	5-9	14-0.7	20/0	1	8	4	1	26-1.3
Jerry Jones	2011	26/0	174-6.7	11-40 .275	3-18 .167	0-4 .000	10-17	27-1.0	12/0	12	11	0	5	25-1.0
Isaiah Watkins	2014	16/0	96-6.0	7-23 .304	0-2 .000	8-11 .727	10-12	22-1.4	19/0	1	7	1	7	22-1.4
Andre Marhold	2010	18/0	124-6.9	6-20 .300	0-0 .000	2-7 .286	3-9	12-0.7	15/0	2	4	8	1	14-0.8
Kellon Taylor	2017	12/0	58-4.8	5-8 .625	1-2 .500	3-5 .600	2-7	9-0.8	7/0	0	2	1	4	14-1.2
Mike Bekelja	2021	13/3	142-10.9	4-17 .235	3-15 .200	2-4 .500	4-16	20-1.5	10/0	11	4	0	3	13-1.0
P.J. Torres	2012	9/0	36-4.0	5-16 .313	2-9 .222	1-2 .500	2-1	3-0.3	4/0	6	3	0	3	13-1.4
Evan Buckley	2020	20/0	121-6.1	3-19 .158	2-13 .154	2-4 .500	1-5	6-0.3	13/0	5	8	0	1	10-0.5
Jake Harper	2020	5/0	10-2.0	1-11.000	1-11.000	3-4 .750	1-1	2-0.4	1/0	0	0	0	0	6-1.2
Derrick Martin	2012	12/0	47-3.9	3-7 .429	0-1 .000	0-1 .000	3-10	13-1.1	11/0	1	4	6	0	6-0.5
Darius Lewis	2014	10/0	46-4.6	2-3 .667	0-0 .000	1-6 .167	6-7	13-1.3	13/0	1	3	2	3	5-0.5
James Ellis	2020	5/0	11-2.2	2-5 .400	0-1 .000	0-0 .000	0-1	1-0.2	2/0	1	0	3	0	4-0.8

# TOP SCORING FRESHMAN CLASSES

## BY TOTAL POINTS

YEAR (Pct. team pts.)	PTS.	PPG.
<b>2007 (43.0%)</b>	<b>976</b>	<b>37.7</b>
Robert Mitchell	458	16.4
Scott Grote	287	9.9
Stephen Wood	99	4.0
Jason Duty	68	3.4
Jimmy Sherwood	64	4.0
<b>2013 (45.6%)</b>	<b>924</b>	<b>30.8</b>
Derrick Colter	406	13.5
Quevyn Winters	287	9.6
Jeremiah Jones	231	7.7
<b>2017 (38.5%)</b>	<b>868</b>	<b>27.1</b>
Mike Lewis II	452	14.1
Isiaha Mike	360	11.3
Spencer Littleton	40	1.6
Kellon Taylor	14	1.2
Caleb Davis	2	2.0
<b>2009 (30.6%)</b>	<b>822</b>	<b>30.7</b>
Melquan Bolding	335	9.9
Eric Evans	334	9.8
B.J. Monteiro	98	3.3
Rodrigo Peggau	22	5.5
Oliver Lewinson	18	0.7
Chase Robinson	13	1.2
Aleksandar Milovic	2	0.3
<b>1987 (38.7%)</b>	<b>779</b>	<b>30.3</b>
Tony Petrarca	274	9.5
Kevin McCarthy	213	7.4
Pete Freeman	149	5.5
Arnd Neuhaus	100	5.0
Brian Anselmino	25	1.7
Rodney Holmes	18	1.2
<b>2022 (36.0%)</b>	<b>705</b>	<b>23.5</b>
Primo Spears	381	12.7
Jackie Johnson III	285	9.5
Mounir Hima	39	1.9
<b>2011 (28.1%)</b>	<b>701</b>	<b>22.5</b>
T.J. McConnell	344	10.8
Mike Talley	222	6.9
Joel Wright	110	3.8
Jerry Jones	25	1.0
<b>2019 (28.2%)</b>	<b>662</b>	<b>20.7</b>
Sincere Carry	340	12.1
Lamar Norman Jr.	129	4.8
Austin Rotroff	79	4.2
Amari Kelly	60	2.1
Brandon Wade	28	1.0
Gavin Bizeau	26	1.3
<b>1979 (33.8%)</b>	<b>646</b>	<b>25.8</b>
Bruce Atkins	359	13.8
Doug Arnold	278	10.7
Rod Scott	9	1.3

## BY PERCENTAGE OF TEAM POINTS

YEAR (Pct. team pts.)	PTS.	PPG.
<b>2013 (45.6%)</b>	<b>924</b>	<b>30.8</b>
Derrick Colter	406	13.5
Quevyn Winters	287	9.6
Jeremiah Jones	231	7.7
<b>2007 (43.0%)</b>	<b>976</b>	<b>37.7</b>
Robert Mitchell	458	16.4
Scott Grote	287	9.9
Stephen Wood	99	4.0
Jason Duty	68	3.4
Jimmy Sherwood	64	4.0
<b>1987 (38.7%)</b>	<b>779</b>	<b>30.3</b>
Tony Petrarca	274	9.5
Kevin McCarthy	213	7.4
Pete Freeman	149	5.5
Arnd Neuhaus	100	5.0
Brian Anselmino	25	1.7
Rodney Holmes	18	1.2
<b>2017 (38.5%)</b>	<b>868</b>	<b>27.1</b>
Mike Lewis II	452	14.1
Isiaha Mike	360	11.3
Spencer Littleton	40	1.6
Kellon Taylor	14	1.2
Caleb Davis	2	2.0
<b>1984 (36.1%)</b>	<b>645</b>	<b>24.2</b>
Ron Stevenson	257	9.2
Greg Harrison	214	7.9
Mark Beavers	148	5.3
Eric Compton	20	0.9
Todd Preston	6	0.9
<b>2022 (36.0%)</b>	<b>705</b>	<b>23.5</b>
Primo Spears	381	12.7
Jackie Johnson III	285	9.5
Mounir Hima	39	1.9
<b>2021 (30.9%)</b>	<b>372</b>	<b>20.7</b>
Chad Baker	143	9.5
Toby Okani	84	4.7
Andre Harris	65	3.8
Tyson Acuff	67	3.7
Mike Bekelja	13	1.0

## SEASON-OPENING STARTS BY DUQUESNE FRESHMEN

since 1972-73

YEAR	FRESHMAN	OPPONENT	POINTS
1973-74	Norm Nixon	Wheeling	10
1976-77	John Thomas	Wheeling	10
1978-79	Doug Arnold	Indiana, Pa.	12
	Bruce Atkins	Indiana, Pa.	6
1982-83	Fitzgerald Bobo	Indiana, Pa.	4
	Emmett Sellers	Indiana, Pa.	6
1983-84	Mark Beavers	Ohio Dominican	8
1986-87	Kevin McCarthy	Indiana, Pa.	5
	Tony Petrarca	Indiana, Pa.	17
1987-88	Clayton Adams	vs. Arizona (N)	6
1991-92	Aaron Baker	vs. UAB (N)	13
1992-93	Kenya Hunter	Penn State	7
1993-94	Tom Pipkins	Robert Morris	26
1994-95	Matt Curley	Richmond	10
1997-98	Aaron Lovelace	vs. Southwest Mo. St.	2
1998-99	Wayne Smith	Albany	18
2001-02	Simplice Njoya	Md.-Eastern Shore	16
	Aly Samabaly	Md.-Eastern Shore	2
2005-06	Aaron Jackson	Arkansas-Pine Bluff	5
2006-07	Scott Grote	Youngstown State	23
	Robert Mitchell	Youngstown State	14
	Stephen Wood	Youngstown State	11
2007-08	Bill Clark	Howard	10
2008-09	B.J. Monteiro	High Point	7
2010-11	T.J. McConnell	Bluefield State	13
2012-13	Derrick Colter	at Albany	17
2014-15	Jordan Robinson	Bluefield State	8
2016-17	Mike Lewis II	Loyola, Md.	8
	Isiaha Mike	Loyola, Md.	7
2018-19	Sincere Carry	William & Mary	7
2019-20	Maceo Austin	Princeton	8
2021-22	Primo Spears	Rider	14

*Derrick Colter was the first Duquesne freshman to start a season-opener on the road*

## MOST POINTS IN FIRST VARSITY GAME

26	Tom Pipkins*	Robert Morris	Nov. 27, 1993
26	Jim Tucker	Bowling Green	Dec. 10, 1951
23	Dick Ricketts*	Bowling Green	Dec. 10, 1951
23	Garry Nelson	Long Island U.	Nov. 30, 1968
23	Scott Grote*	Youngstown St.	Nov. 13, 2006
22	Willie Somerset	St. Francis	Dec. 2, 1961
21	Lionel Billingsy	Morehead State	Dec. 2, 1971
21	Jarrett Durham	Long Island U.	Nov. 30, 1968

*\* Pipkins, Ricketts and Grote were freshmen, the others sophomores*

# TOP FRESHMAN SEASONS BY CATEGORY

## POINTS BY A FRESHMAN

466	Wayne Smith	1999
458	Eric Williams Jr.	2018
458	Robert Mitchell	2007
452	Mike Lewis II	2017
441	Tom Pipkins	1994
406	Derrick Colter	2013
381	Primo Spears	2022
365	Collins Dobbs	1985
360	Isiaha Mike	2017
359	Bruce Atkins	1979
344	T.J. McConnell	2011
342	Kevin Price	1995
340	Sincere Carry	2019
336	Dick Ricketts	1952
335	Melquan Bolding	2009
334	Eric Evans	2009
317	Derrick Alston	1991
304	Clayton Adams	1988

## DOUBLE-DIGIT SCORERS

16.6	Wayne Smith	466/28	1999
16.4	Robert Mitchell	458/28	2007
14.7	Tom Pipkins	441/30	1994
14.3	Eric Williams Jr.	458/32	2018
14.1	Mike Lewis II	452/32	2017
13.8	Bruce Atkins	359/26	1979
13.5	Derrick Colter	406/30	2013
12.7	Primo Spears	381/30	2022
12.4	Dick Ricketts	336/27	1952
12.2	Collins Dobbs	365/30	1985
12.2	Kevin Price	342/28	1995
12.1	Sincere Carry	340/28	2019
11.3	Isiaha Mike	360/32	2017
11.3	Derrick Alston	317/28	1991
10.8	T.J. McConnell	344/32	2011
10.7	Doug Arnold	278/26	1979
10.7	Norm Nixon	257/24	1974
10.1	Kenya Hunter	283/28	1993

## MOST REBOUNDS

290	Dick Ricketts	1952
280	Eric Williams Jr.	2108
256	Bruce Atkins	1979
201	Rich Cotten	1975
184	Isiaha Mike	2017
175	Derrick Alston	1991
174	Wayne Smith	1999
159	Kevin Price	1995
156	Damian Saunders	2008
154	Greg Harrison	1984
154	Pete Freeman	1987
152	Ron Stevenson	1984
151	Robert Mitchell	2007

## MOST REBOUNDS PER GAME

10.7	Dick Ricketts	1952
9.8	Bruce Atkins	1979
8.8	Eric Williams Jr.	2018
8.0	Rich Cotten	1975
6.3	Derrick Alston	1991
6.2	Wayne Smith	1999
5.9	Simplice Njoya	2002
5.8	Isiaha Mike	2017
5.7	Greg Harrison	1984
5.7	Kevin Price	1995
5.7	Pete Freeman	1987

## MOST ASSISTS

163	Clayton Adams	1988
161	Sincere Carry	2019
156	Derrick Colter	2013
148	Kenya Hunter	1993
144	Norm Nixon	1974
140	T.J. McConnell	2011
135	Brian Shanahan	1986
109	Devin Montgomery	2000
107	Tony Petrarca	1987

## MOST STEALS

91	T.J. McConnell	2011
70	Clayton Adams	1988
68	Sincere Carry	2019
65	Kenya Hunter	1993
48	Wayne Smith	1999
47	Tony Petrarca	1987
45	Damian Saunders	2008
45	Collins Dobbs	1985
43	Eric Williams Jr.	2018
43	Tom Pipkins	1994

## MOST BLOCKED SHOTS

71	Tyodus Verhoeven	2018
54	Derrick Alston	1991
39	Damian Saunders	2008
33	Kieron Achara	2004
27	Isiaha Mike	2017
27	DeVario Hudson	2005

## MOST MINUTES

*not available for all players*

1138	Tom Pipkins	1994
1079	Eric Williams Jr.	2018
1025	Mike Lewis II	2017
979	T.J. McConnell	2011
967	Primo Spears	2022
967	Derrick Colter	2013
937	Sincere Carry	2019
928	Bruce Atkins	1979
908	Isiaha Mike	2017
906	Wayne Smith	1999
874	Melquan Bolding	2009
860	Kenya Hunter	1993
836	Aaron Jackson	2006
831	Matt Curley	1995
810	Maceo Austin	2020
810	Brian Shanahan	1986
809	Eric Evans	2009
808	Kevin Price	1995
807	Derrick Alston	1991

## MOST MINUTES PER GAME

37.9	Tom Pipkins	1138/30	1994
35.7	Bruce Atkins	928/26	1979
33.7	Eric Williams Jr.	1079/32	2018
33.5	Sincere Carry	937/28	2019
32.4	Wayne Smith	906/28	1999
32.2	Primo Spears	967/30	2022
32.2	Derrick Colter	967/30	2013
32.0	Mike Lewis II	1025/32	2017
31.0	Aaron Jackson	836/27	2006
30.7	Simplice Njoya	276/9	2002
30.7	Kenya Hunter	860/28	1993
30.6	T.J. McConnell	979/32	2011
29.7	Matt Curley	831/28	1995
28.9	Kevin Price	808/28	1995
28.8	Derrick Alston	807/28	1991
28.4	Isiaha Mike	908/32	2017
28.3	Doug Arnold	736/26	1979

## THREE-POINT PERCENTAGE

*minimum 50 attempts*

.426	Tony Petrarca	52-122	1987
.402	T.J. McConnell	39-97	2011
.400	Robert Mitchell	44-110	2007
.393	Ganon Baker	46-117	1992
.389	Mike Talley	37-95	2011
.379	Quevyn Winters	55-145	2013
.377	Lamar Norman Jr.	26-69	2019
.373	Jackie Johnson III	41-110	2022
.365	Effrem Whitehead	31-85	1991
.364	Eric Williams Jr.	67-184	2018
.364	Kenya Hunter	36-99	1993
.360	Mike Lewis II	63-175	2017
.355	Clifton Jones	22-62	1997
.353	Anthony Smith	18-51	1993
.353	Chauncey Duke	24-68	2005

## THREE-POINTERS MADE

67	Eric Williams Jr.	67-184	2018
63	Mike Lewis II	63-175	2017
58	Tom Pipkins	58-170	1994
55	Quevyn Winters	55-145	2013
52	Tony Petrarca	52-122	1987
50	Derrick Colter	50-159	2013
46	Isiaha Mike	46-138	2017
46	Ganon Baker	46-117	1992
44	Robert Mitchell	44-110	2007
44	Wayne Smith	44-129	1999
41	Jackie Johnson III	41-110	2022
40	Bill Clark	40-128	2008



# ALL-TIME RESULTS

Number in parentheses before opponents name indicates Duquesne's Associated Press ranking at time of game.

## 1913-14

**Coach: Alexander Hogarty**

**Career Record: 7-3 (.700) in one season**

**Season Record: 7-3**

Jan. 9	Bethany	W	43-28
Jan. 10	Saint Francis	W	42-17
Jan. 17	at Saint Francis	L	32-39
Jan. 30	Geneva	W	50-19
Feb. 6	Marietta	W	23-20
Feb. 14	Mount Union	W	43-19
Feb. 21	Grove City	W	44-26
Feb. 27	at Washington & Jefferson	L	20-42
Feb. 28	at Bethany	L	24-29
Mar. 7	California Normal	W	70-24

## 1914-15

**Coach: Rev. Eugene McGuigan (first season)**

**Season Record: 12-2**

Dec. 17	Lawrenceville YMCA	W	28-13
Jan. 12	California Normal	W	67-1
Jan. 23	at Lawrenceville YMCA	W	23-17
Jan. 29	at Washington & Jefferson	L	31-35
Jan. 30	West Virginia	W	28-21
Feb. 6	at St. Ignatius	W	37-17
Feb. 9	St. Jerome Lyceum	W	63-25
Feb. 12	Hiram	W	50-26
Feb. 20	Beaver Valley K of C	W	48-30
Feb. 22	at Franklin College	W	60-14
Feb. 24	St. Canisius	W	90-20
Mar. 3	St. Mary Lyceum	W	36-21
Mar. 11	Marietta	W	53-14
Mar. 13	at Indiana Normal	L	27-28

## 1915-16

**Coach: Rev. Eugene McGuigan**

**Season Record: 7-2**

Dec. 20	Beaver Falls Collegiates	W	43-30
Jan. 6	Lafayette	W	26-24
Jan. 15	Buffalo	W	33-19
Jan. 21	Grove City	W	31-26
Feb. 9	Waynesburg	W	34-15
Feb. 19	Capital	W	43-18
Feb. 26	Westinghouse Club	L	19-20
Mar. 4	at Thiel (OT)	L	34-36
Mar. 7	Thiel	W	76-11

## 1916-17

**Coach: Rev. Eugene McGuigan**

**Season Record: 8-3**

Jan. 10	Juniata	W	33-25
Jan. 13	St. John's (Ohio)	W	53-32
Jan. 19	Muskingum	W	55-37
Jan. 27	at Grove City	W	20-18
Feb. 3	at Lawrenceville YMCA	L	20-22
Feb. 12	Salem	W	44-31
Feb. 17	Coffey Club	L	35-45
Feb. 27	Waynesburg	W	62-27
Mar. 6	Grove City	W	47-26
Mar. 8	at St. Mary's Lyceum	W	45-37
Mar. 14	Pittsburgh Scholastics	L	13-36

## 1917-18

**Coach: Rev. Eugene McGuigan**

**Season Record: 4-4**

Jan. 11	at St. Ignatius (Ohio)	W	40-28
Jan. 25	Waynesburg	W	46-15
Feb. 4	Franklin College	W	26-23
Feb. 14	Muskingum	W	43-38
Feb. 15	at Washington & Jefferson	L	18-31
Mar. 2	Westinghouse Club	L	14-27
Mar. 8	at Niagara	L	10-48
Mar. 9	at St. Canisius	L	22-32

## 1918-19

**Coach: Rev. Eugene McGuigan**

**Season Record: 4-6**

Jan. 18	at Carnegie Tech	L	21-41
Jan. 24	at Washington & Jefferson	L	23-40
Jan. 28	Westminster	W	49-41
Feb. 4	Westinghouse Club (OT)	L	32-34
Feb. 7	Waynesburg	W	64-25
Feb. 11	Indiana Normal	L	41-42
Feb. 25	at Indiana Normal	L	30-32
Mar. 2	Westinghouse Club	L	19-29
Mar. 4	Salem	W	59-17
Mar. 7	Muskingum	W	43-35

## 1919-20

**Coach: Rev. Eugene McGuigan**

**Season Record: 6-10**

Jan. 10	at Washington & Jefferson	L	26-50
Jan. 12	Franklin College	W	39-31
Jan. 17	at Westinghouse Club	L	31-43
Jan. 23	at Grove City	L	16-40
Jan. 24	at New Castle AC	L	30-42
Jan. 31	Avalon Club	W	40-35
Feb. 3	at Coffey Club	L	29-34
Feb. 11	at Carnegie Tech	L	36-44
Feb. 13	St. Bonaventure	W	41-27
Feb. 17	Ormsby Club	L	41-63
Feb. 20	Muskingum	L	36-39
Feb. 21	Heinz House	W	46-43
Feb. 28	W. Virginia Wesleyan	L	29-34
Mar. 9	Creighton	L	27-31
Mar. 11	Juniata	W	45-29
Mar. 15	Waynesburg	W	49-35

## 1920-21

**Coach: Ben Lubic**

**Career Record: 11-6 (.647) in one season**

**Season Record: 11-6**

Jan. 1	at Heinz House	W	38-26
Jan. 7	at Washington & Jefferson	L	25-27
Jan. 8	at Thiel	L	24-28
Jan. 15	at St. Ignatius (Ohio)	W	26-21
Jan. 20	Susquehanna	W	49-23
Jan. 25	Butler YMCA	W	68-10
Jan. 29	Marietta=	W	34-32
Feb. 4	Butler YMCA***	L	18-29
Feb. 11	Muskingum*	L	20-26
Feb. 12	Thiel*	W	41-25
Feb. 15	Westminster	W	38-24
Feb. 19	at Bethany	W	48-32
Feb. 25	at Westminster	W	37-31
Feb. 26	at Westinghouse Club	L	34-35

Mar. 4	Bucknell*	L	24-25
Mar. 7	Creighton*	W	37-28
Mar. 10	Juniata*	W	46-20

= - at Motor Square Garden

\* - game played at Montefiore Gym

\*\*\* - Duquesne left the floor with five minutes left. According to Duquesne University officials, they understood the game was to be played under college rules, and quit when their opponents insisted on American rules.

## 1921-22

**Coach: Rev. Eugene McGuigan**

**Season Record: 10-7**

Dec. 31	Denison	W	26-22
Jan. 7	Heinz House	L	35-37
Jan. 13	Lafayette*	L	30-37
Jan. 19	Waynesburg	W	42-32
Jan. 21	Bethany	L	26-35
Jan. 25	Westinghouse Club	W	53-26
Jan. 28	Westminster	W	33-23
Feb. 4	Knights of Columbus	W	47-26
Feb. 7	at Grove City	L	20-28
Feb. 8	at Allegheny	L	25-31
Feb. 17	Muskingum*	W	29-20
Feb. 18	at Westinghouse Club	W	61-29
Feb. 24	at Thiel	W	31-23
Feb. 25	at Westminster	L	26-33
Mar. 1	West Virginia Wesleyan	W	59-24
Mar. 3	Bethany	W	43-30

\* - game played at Montefiore Gym

## 1922-23

**Coach: Rev. Eugene McGuigan**

**Career Record: 66-35 (.654) in eight seasons**

**Season Record: 16-2**

Dec. 22	Oakland YMCA*	W	45-39
Dec. 30	Kalamazoo	W	33-31
Jan. 2	Middlebury	W	44-21
Jan. 5	at Villanova	W	42-32
Jan. 6	at Navy	W	28-26
Jan. 8	at Mount St. Mary's	W	41-30
Jan. 11	at Grove City	L	15-33
Jan. 13	at Geneva	W	37-25
Jan. 15	St. Bonaventure	W	32-27
Jan. 20	at Heinz House	W	38-32
Jan. 26	at Bethany	W	36-29
Jan. 27	at Knights of Columbus	W	30-23
Feb. 2	Waynesburg	W	31-24
Feb. 9	at St. Ignatius	W	27-22
Feb. 16	at Waynesburg	W	54-35
Feb. 23	Thiel	W	32-27
Mar. 2	at Thiel	L	27-28
Mar. 6	Salem	W	44-26

\* - game played at Montefiore Gym

# ALL-TIME RESULTS

## 1923-24

**Coach: Bill Campbell**

**Career Record: 8-6 (.571) in one season**

**Season Record: 8-6**

Dec. 28	Heinz House	W	33-23
Jan. 3	Adrian	W	32-21
Jan. 8	at Catholic	L	21-24
Jan. 9	at Navy	L	27-29
Jan. 16	Waynesburg	W	28-15
Jan. 25	Thiel	L	26-29
Feb. 1	at Bethany	W	26-22
Feb. 9	at Penn State	L	40-43
Feb. 12	Bethany	L	28-29
Feb. 16	at Waynesburg	L	18-28
Feb. 20	Salem	W	53-30
Feb. 22	Marietta	W	44-30
Feb. 29	W. Virginia Wesleyan	W	50-16
Mar. 7	at Thiel	W	27-24

## 1924-25

**Coach: Charles "Chick" Davies (first season)**

**Season Record: 12-7**

Dec. 19	Heinz House	W	31-26
Dec. 30	Adrian	W	37-9
Jan. 12	at Thiel	W	26-21
Jan. 16	Westminster	W	29-19
Jan. 20	at Bethany	L	28-37
Jan. 28	at Navy	L	30-34
Jan. 29	at Loyola (Md.)	L	23-29
Jan. 30	at Washington College	L	21-23
Jan. 31	at Catholic	W	33-19
Feb. 6	Saint Francis	W	36-23
Feb. 11	at West Virginia	W	30-28
Feb. 13	Thiel	W	30-15
Feb. 17	Geneva	W	45-32
Feb. 24	St. Bonaventure	L	27-28
Feb. 27	W. Virginia Wesleyan	W	45-28
Feb. 28	at Westminster	W	25-15
Mar. 3	Bethany	W	38-20
Mar. 5	Juniata	L	15-26
Mar. 6	at Geneva	L	26-27

## 1925-26

**Coach: Charles "Chick" Davies**

**Season Record: 15-3**

Dec. 29	Muskingum	W	25-16
Jan. 4	Adrian	W	42-28
Jan. 7	at Waynesburg	L	17-23
Jan. 14	Westminster	W	43-27
Jan. 16	at Thiel	W	33-13
Jan. 19	at Bethany	W	26-23
Jan. 21	at Catholic	L	29-38
Jan. 22	vs. St. John's (Md.) - a	W	55-22
Jan. 23	at Navy	W	35-33
Jan. 30	Penn State	W	36-12
Feb. 5	Waynesburg	W	36-16
Feb. 9	Geneva	W	34-26
Feb. 16	at West Virginia	L	22-33
Feb. 19	West Virginia	W	42-13
Feb. 23	Thiel	W	23-19
Feb. 26	at Geneva (OT)	W	28-25
Mar. 2	Bethany	W	36-25
Mar. 6	at Westminster	W	37-15

a - at Annapolis, Md.

## 1926-27

**Coach: Charles "Chick" Davies**

**Season Record: 16-4**

Dec. 21	Alumni	W	36-35
Dec. 28	Adrian	W	52-34
Jan. 3	Muskingum	W	25-22
Jan. 8	at John Carroll	W	30-25
Jan. 11	Waynesburg	W	25-11
Jan. 14	at Thiel	W	42-17
Jan. 18	Bucknell	W	29-19
Jan. 26	Saint Francis	W	43-12
Jan. 29	at Muskingum	L	18-30
Feb. 4	John Carroll	W	38-22
Feb. 7	at Waynesburg	L	22-26
Feb. 9	at Bethany	W	21-19
Feb. 12	at Penn State	L	15-39
Feb. 14	Westminster	W	38-25
Feb. 16	Geneva	W	28-11
Feb. 24	Thiel	W	35-28
Feb. 26	at Westminster	L	20-22
Mar. 1	Bethany	W	30-19
Mar. 4	at Geneva	W	25-19
Mar. 11	DU All-Stars	W	26-20

## 1927-28

**Coach: Charles "Chick" Davies**

**Season Record: 15-7**

Dec. 22	Ohio Wesleyan	L	23-36
Dec. 27	Marietta	W	42-16
Jan. 2	Muskingum	L	20-32
Jan. 5	Canisius	W	33-25
Jan. 7	at Thiel	W	35-31
Jan. 10	at Bethany	W	34-20
Jan. 18	at American	W	34-29
Jan. 19	at Catholic	L	25-28
Jan. 24	Waynesburg	W	30-21
Jan. 27	Saint Francis	W	44-17
Jan. 31	Westminster	L	18-43
Feb. 2	at Geneva	L	28-29
Feb. 8	at Waynesburg	W	28-16
Feb. 10	Bucknell	W	32-30
Feb. 14	American	W	24-18
Feb. 18	at CCNY	W	28-24
Feb. 21	Bethany	W	25-24
Feb. 24	Thiel	L	28-31
Feb. 28	at Westminster	W	32-22
Mar. 2	Geneva	W	30-18
Mar. 6	at Muskingum	L	21-47
Mar. 10	Alumni	W	40-32

## 1928-29

**Coach: Charles "Chick" Davies**

**Season Record: 12-8**

Dec. 21	Ohio Northern	W	46-17
Dec. 28	Alumni	W	55-24
Jan. 2	Salem	W	27-20
Jan. 5	at Westminster	L	25-28
Jan. 11	Muskingum	W	38-26
Jan. 19	at Thiel	W	26-21
Jan. 22	Geneva	L	19-22
Jan. 29	Saint Francis	W	32-30
Feb. 2	at Bethany	L	28-44
Feb. 9	at CCNY	L	21-31
Feb. 11	at American	W	48-40
Feb. 12	at Catholic	W	41-18

Feb. 13	at Lebanon Valley	L	37-39
Feb. 15	Waynesburg	W	34-18
Feb. 19	Bethany	L	35-37
Feb. 22	American	W	25-23
Feb. 25	at Waynesburg	W	39-36
Mar. 1	Thiel	W	31-28
Mar. 5	Westminster	L	20-25
Mar. 8	at Geneva	L	19-24

## 1929-30

**Coach: Charles "Chick" Davies**

**Season Record: 18-10**

Dec. 9	at Iowa	L	26-35
Dec. 11	at Loyola (Ill.)	L	13-29
Dec. 12	at Elmhurst	W	32-14
Dec. 27	Adrian	W	35-17
Jan. 3	Alfred	W	41-19
Jan. 6	at Waynesburg	W	34-24
Jan. 11	at John Carroll	W	41-33
Jan. 15	at American	W	27-14
Jan. 16	at Catholic	W	33-26
Jan. 18	at Colgate	L	20-33
Jan. 19	at St. Bonaventure	L	15-22
Jan. 21	Bethany	W	32-31
Jan. 25	at Thiel	W	18-16
Feb. 1	at Bethany	L	30-44
Feb. 4	at Geneva	W	26-23
Feb. 8	Loyola (Ill.)	W	18-16
Feb. 12	at West Virginia	W	28-26
Feb. 15	American	W	31-17
Feb. 18	Waynesburg	W	35-25
Feb. 21	Grove City	W	31-27
Feb. 25	at Westminster	L	19-23
Feb. 27	at Seton Hall	W	32-23
Feb. 28	at Manhattan	L	22-26
Mar. 1	at CCNY	L	22-36
Mar. 4	Westminster	W	31-27
Mar. 6	Geneva	L	24-27
Mar. 8	Thiel	W	34-28
Mar. 11	Grove City	L	20-23

## 1930-31

**Coach: Charles "Chick" Davies**

**Season Record: 12-6**

Jan. 1	Lehigh	W	32-25
Jan. 3	St. Mary's (Mich.)	W	41-17
Jan. 5	Waynesburg	W	40-17
Jan. 7	at Thiel	W	35-31
Jan. 14	at American	W	32-18
Jan. 15	at Catholic	L	24-29
Jan. 16	at Georgetown	W	32-28
Feb. 6	Geneva	L	19-27
Feb. 11	Catholic	W	57-18
Feb. 13	Georgetown	W	28-27
Feb. 17	at Geneva	W	28-26
Feb. 19	Grove City	L	27-33
Feb. 21	W. Virginia Wesleyan	W	42-37
Feb. 25	at West Virginia (OT)	L	35-38
Feb. 28	John Carroll	W	47-23
Mar. 2	at Waynesburg	L	33-39
Mar. 6	Thiel	W	46-28
Mar. 10	at Grove City	L	27-37

# ALL-TIME RESULTS

## 1931-32

**Coach: Charles "Chick" Davies**

**Season Record: 14-6**

Jan. 5	at Grove City	W	25-23
Jan. 9	W. Virginia Wesleyan	W	53-25
Jan. 13	at Pittsburgh - 1	W	28-21
Jan. 18	at Bucknell	W	31-25
Jan. 19	at Georgetown	W	29-27
Jan. 20	at Catholic	W	34-31
Jan. 21	at George Washington	L	27-48
Jan. 30	at Carnegie Tech	W	29-14
Feb. 3	at St. John's (N.Y.)	L	12-20
Feb. 4	at Manhattan	L	23-29
Feb. 5	at Brooklyn K of C	W	21-16
Feb. 6	CCNY	L	18-24
Feb. 9	Geneva	W	28-25
Feb. 13	Adrian	W	35-19
Feb. 15	George Washington	W	38-32
Feb. 18	Grove City	W	25-22
Feb. 20	Georgetown	W	37-25
Feb. 25	at West Virginia	W	29-16
Feb. 29	at Geneva	L	34-37
Mar. 4	at Carnegie Tech	L	25-29

1 - first meeting

## 1932-33

**Coach: Charles "Chick" Davies**

**Season Record: 15-1**

Dec. 30	Adrian	W	41-23
Jan. 3	vs. Westminster^	L	23-25
Jan. 6	Grove City	W	50-28
Jan. 9	George Washington	W	52-32
Jan. 13	at Pittsburgh	W	26-25
Jan. 27	at Carnegie Tech	W	37-25
Feb. 1	at Geneva	W	37-31
Feb. 4	at Westminster	W	28-25
Feb. 7	Geneva	W	37-27
Feb. 11	West Virginia	W	33-30
Feb. 14	at Grove City	W	43-25
Feb. 17	at Pittsburgh	W	25-24
Feb. 20	Washington & Jefferson	W	46-20
Feb. 27	at West Virginia	W	32-25
Mar. 3	at Carnegie Tech	W	35-27
Mar. 10	at Washington & Jefferson	W	46-20

^ - at Pitt Stadium, Pittsburgh, Pa.

## 1933-34

**Coach: Charles "Chick" Davies**

**Season Record: 19-2**

Dec. 15	Waynesburg	W	52-32
Dec. 19	Ashland	W	52-30
Dec. 29	Adrian	W	49-17
Dec. 31	Valparaiso	W	48-34
Jan. 9	vs. Westminster^	W	35-31
Jan. 12	at Pittsburgh	W	30-29
Jan. 18	Geneva	W	33-25
Jan. 19	at Carnegie Tech	W	43-19
Jan. 27	at Thiel	W	40-34
Feb. 3	at Westminster	L	34-37
Feb. 6	Pittsburgh	L	29-31
Feb. 9	Thiel	W	44-25
Feb. 15	West Virginia	W	51-20
Feb. 19	at Villanova	W	36-25
Feb. 20	at Temple	W	40-26
Feb. 22	at Bucknell	W	51-18
Feb. 27	at West Virginia	W	40-33

Mar. 2	Carnegie Tech	W	56-17
Mar. 6	at Washington & Jefferson	W	65-34
Mar. 9	at Geneva	W	54-32
Mar. 14	Washington & Jefferson	W	73-34

^ - at Pitt Stadium, Pittsburgh, Pa.

## 1934-35

**Coach: Charles "Chick" Davies**

**Season Record: 18-1**

Dec. 14	Waynesburg	W	43-22
Dec. 18	at St. Louis	W	45-43
Dec. 20	at Loyola (Ill.)	W	39-23
Dec. 29	vs. CCNY^	W	40-28
Dec. 31	Drake	W	48-26
Jan. 4	at Pittsburgh	W	27-25
Jan. 7	at Geneva	W	32-29
Jan. 11	Carnegie Tech	W	36-23
Jan. 15	Loyola (Ill.)	W	51-22
Jan. 19	at West Virginia	W	35-27
Jan. 30	at Manhattan#	W	31-20
Jan. 31	at St. John's	W	34-30
Feb. 2	at Army	W	26-23
Feb. 4	at Villanova	W	39-26
Feb. 8	at Pittsburgh	*L	34-35
Feb. 15	vs. Long Island#	W	30-25
Feb. 22	West Virginia	W	51-30
Mar. 5	at Carnegie Tech	W	46-34
Mar. 9	Geneva	W	46-32

^ - at Pitt Stadium, Pittsburgh, Pa.

# - first appearance at Madison Square Garden, New York, N.Y.

\* - the loss to Pitt ended a school record 24-game DU winning streak

## 1935-36

**Coach: Charles "Chick" Davies**

**Season Record: 14-3**

Dec. 11	Waynesburg	W	48-21
Dec. 16	Wooster	W	60-36
Dec. 20	Adrian	W	64-17
Dec. 30	Oglethorpe	W	57-19
Jan. 8	at Long Island U.#	L	34-36
Jan. 9	at Lehigh	W	54-26
Jan. 11	at Villanova	W	46-40
Jan. 14	at Carnegie Tech	W	44-23
Jan. 24	Geneva	W	40-23
Feb. 1	West Virginia	W	55-41
Feb. 4	Villanova	W	46-29
Feb. 8	at Pittsburgh	W	54-42
Feb. 14	at Geneva	W	42-33
Feb. 18	at Pittsburgh	L	41-46
Feb. 21	vs. Rice^	W	43-39
Feb. 25	at Carnegie Tech	W	37-29
Mar. 2	at West Virginia	L	33-35

^ - at Pitt Stadium, Pittsburgh, Pa.

# - at Madison Square Garden, New York, N.Y.

## 1936-37

**Coach: Charles "Chick" Davies**

**Season Record: 13-6**

Dec. 12	at Ambridge Collegians	W	71-31
Dec. 18	Waynesburg	W	59-47
Dec. 24	John Carroll	W	59-17
Jan. 5	Wooster	W	51-37
Jan. 8	at Villanova	L	20-32
Jan. 9	at Long Island U.#	L	26-33
Jan. 11	at Catholic	W	53-33
Jan. 12	at Richmond	W	37-29

Jan. 14	at North Carolina State	W	53-33
Jan. 17	at Carnegie Tech	L	33-38
Jan. 23	at Geneva	L	30-49
Jan. 28	at St. Bonaventure	W	41-27
Feb. 2	at West Virginia	W	48-40
Feb. 6	W. Virginia Wesleyan	W	63-35
Feb. 10	at Pittsburgh	L	50-51
Feb. 20	Geneva+	W	35-27
Feb. 24	at Pittsburgh	W	32-31
Feb. 27	at Carnegie Tech	L	26-31
Mar. 6	West Virginia	W	59-47

# - at Madison Square Garden, New York, N.Y.

+ - at Duquesne Gardens, Pittsburgh, Pa.

## 1937-38

**Coach: Charles "Chick" Davies**

**Season Record: 6-11**

Dec. 13	Wittenberg	W	39-34
Dec. 16	Waynesburg	L	33-37
Dec. 21	Tennessee+	L	27-31
Dec. 27	Illinois Wesleyan	W	42-31
Dec. 30	St. Louis	W	57-29
Jan. 1	vs. Stanford - b	L	27-92
Jan. 3	Wooster	L	33-35
Jan. 12	at Pittsburgh	L	28-35
Jan. 14	at Carnegie Tech	L	31-44
Jan. 20	Villanova+	L	32-33
Jan. 22	at Long Island U.#	L	41-46
Feb. 12	at Geneva	L	32-39
Feb. 17	at Carnegie Tech	W	31-29
Feb. 23	at Pittsburgh	W	39-37
Feb. 25	at Saint Joseph's	L	22-33
Mar. 4	Geneva	W	45-34
Mar. 6	Alumni	L	36-37

b - at Cleveland, Ohio

+ - first game at Duquesne Gardens, Pittsburgh, Pa.

# - at Madison Square Garden, New York, N.Y.

## 1938-39

**Coach: Charles "Chick" Davies**

**Season Record: 14-4**

Dec. 16	Waynesburg (2 OT)	W	38-36
Dec. 19	Ohio Wesleyan	W	52-28
Dec. 22	Davis & Elkins	W	54-27
Dec. 30	Wooster	W	48-24
Jan. 3	Western Reserve	W	54-33
Jan. 5	Geneva	W	55-26
Jan. 9	at DePaul	L	40-46
Jan. 11	at Bradley (OT)	L	43-49
Jan. 18	John Carroll	W	52-33
Jan. 28	at Pittsburgh	W	40-29
Jan. 30	Carnegie Tech+	W	47-34
Feb. 3	Brooklyn	W	32-26
Feb. 8	at Long Island U.	L	31-48
Feb. 9	at Baltimore	W	39-34
Feb. 15	at John Carroll (2 OT)	W	54-52
Feb. 20	at Geneva	W	31-28
Feb. 22	at Waynesburg	L	40-42
Feb. 25	at Carnegie Tech	W	47-37

+ - at Duquesne Gardens, Pittsburgh, Pa.

# ALL-TIME RESULTS

## 1939-40

### NCAA Final Four

### NIT Second Place

**Coach: Charles "Chick" Davies**

**Season Record: 20-3**

Dec. 15	Waynesburg	W	42-31
Dec. 19	Muskingum	W	52-31
Dec. 21	vs. Marquette^	W	47-34
Dec. 27	vs. Indiana^	L	49-51
Jan. 2	vs. Colorado^ (OT)	W	47-45
Jan. 6	at Geneva	W	33-24
Jan. 12	Catholic	W	60-32
Jan. 15	at Loyola (Ill.)	W	28-27
Jan. 17	at Bradley	W	40-35
Jan. 19	at Wooster	W	42-40
Jan. 31	St. Vincent	W	50-28
Feb. 3	at Carnegie Tech	W	43-35
Feb. 7	at Long Island U.#	W	36-32
Feb. 10	at La Salle (OT)	W	27-23
Feb. 19	Geneva	W	33-23
Feb. 21	at Waynesburg	W	42-37
Feb. 28	Carnegie Tech	W	40-24
Mar. 1	Ohio U.	W	52-40

### National Invitation Tournament

#### Madison Square Garden, New York, N.Y.

Mar. 11	vs. St. John's	W	38-31
Mar. 13	vs. Oklahoma A&M	W	34-30
Mar. 15	vs. Colorado	L	40-51

#### NCAA East Regional - Indianapolis, Ind.

Mar. 22	vs. Western Kentucky	W	30-29
Mar. 23	vs. Indiana	L	30-39

^ - at Pitt Stadium, Pittsburgh, Pa.  
# - at Madison Square Garden, New York, N.Y.

## 1940-41

### NIT

**Coach: Charles "Chick" Davies**

**Season Record: 17-3**

\* - Duquesne declined an NCAA Tournament bid to play in the NIT

Dec. 16	Geneva	W	45-26
Dec. 18	Oregon+	W	37-34
Dec. 20	Muskingum	W	50-41
Dec. 31	Santa Clara	W	42-40
Jan. 3	Wooster	W	40-33
Jan. 8	Carnegie Tech	W	46-9
Jan. 11	at Loyola (Ill.)	W	33-28
Jan. 14	at Marquette	W	24-18
Jan. 18	at Ohio State	L	33-44
Jan. 20	DePaul+	L	36-45
Jan. 30	at Geneva	W	53-47
Feb. 8	at Long Island U.#	W	35-34
Feb. 12	Western Kentucky	W	46-33
Feb. 14	Waynesburg	W	41-28
Feb. 17	Loyola (Ill.)+	W	32-27
Feb. 19	at Waynesburg	W	38-29
Feb. 22	at Carnegie Tech	W	43-29
Feb. 26	Glenville State	W	47-21
Mar. 8	at West Virginia	W	51-35

### National Invitation Tournament\* (see above)

#### Madison Square Garden, New York, N.Y.

Mar. 18	vs. Ohio U.	L	40-55
---------	-------------	---	-------

+ - at Duquesne Gardens, Pittsburgh, Pa.  
# - at Madison Square Garden, New York, N.Y.

## 1941-42

**Coach: Charles "Chick" Davies**

**Season Record: 15-6**

Dec. 12	Youngstown	W	43-22
Dec. 16	Oregon+	W	33-28
Dec. 18	at Waynesburg	W	43-22
Dec. 20	Muskingum	W	45-28
Dec. 27	Westminster	W	34-32
Dec. 30	Wooster	W	37-29
Jan. 3	Wyoming	W	46-30
Jan. 7	West Virginia+	W	30-22
Jan. 10	vs. Bradley - bb	W	32-22
Jan. 12	at Bradley	L	46-50
Jan. 17	at Geneva (OT)	L	45-49
Feb. 3	Ab'deen Proving Ground	W	46-33
Feb. 6	vs. Glenville State^	W	38-37
Feb. 9	at Long Island U.#	L	34-44
Feb. 11	at Villanova	L	33-40
Feb. 12	at Georgetown (OT)	W	40-35
Feb. 20	Waynesburg+	W	47-34
Feb. 23	DePaul+	W	36-35
Feb. 26	Geneva	W	48-34
Mar. 3	at Westminster	L	34-37
Mar. 7	at West Virginia	L	33-41

bb - at Chicago Stadium, Chicago, Ill.  
+ - at Duquesne Gardens, Pittsburgh, Pa.  
^ - at Pitt Stadium, Pittsburgh, Pa.  
# - at Madison Square Garden, New York, N.Y.

## 1942-43

**Coach: Charles "Chick" Davies**

**Season Record: 12-7**

Dec. 12	Salem	W	47-30
Dec. 14	Wooster	W	40-30
Dec. 19	Muskingum	W	53-28
Dec. 23	Wyoming	W	43-33
Dec. 28	DePaul	W	48-40
Jan. 4	Creighton	L	40-42
Jan. 7	Waynesburg	W	53-25
Jan. 14	at Westminster	W	38-36
Jan. 20	West Virginia	W	52-36
Feb. 6	at Geneva	L	48-51
Feb. 8	at Long Island U.#	L	29-34
Feb. 10	at Duke	L	41-55
Feb. 11	at N. Carolina Pre-Flight	W	35-25
Feb. 12	at Norfolk Naval Base	L	19-40
Feb. 19	at Waynesburg	W	55-44
Mar. 1	Geneva	W	49-43
Mar. 3	Westminster	L	39-44
Mar. 6	at West Virginia	L	37-56
Mar. 13	at Washington & Jefferson	W	35-34

# - at Madison Square Garden, New York, N.Y.

## 1944-45-46

**Basketball suspended due to World War II**

## 1946-47

### NIT

**Coach: Charles "Chick" Davies**

**Season Record: 20-2**

Duquesne declined an NCAA Tournament bid to play in the NIT. DU's 20-2 record was the best among 32 independent teams

Dec. 5	Alliance - 1	W	75-43
Dec. 14	at Geneva	W	55-43
Dec. 16	Nevada (OT) - 2	W	46-45

Dec. 20	vs. Morehead State - c	W	53-52
Dec. 21	vs. Miami (Ohio) - d	W	52-45
Dec. 23	Tennessee (forfeit) - 2	(W)	2-0
Dec. 28	at Youngstown	W	53-47
Dec. 31	at Akron	W	48-43
Jan. 2	Holy Cross+	W	55-45
Jan. 3	Utah - 3	W	59-50
Jan. 11	at Saint Francis - 4	W	54-22
Jan. 17	at John Carroll	W	59-54
Jan. 30	Geneva - 2	W	54-40
Feb. 5	RPI - 2	W	61-47
Feb. 7	Quantico Marines - 2	W	57-35
Feb. 8	vs. Akron - 4	W	58-49
Feb. 17	Valparaiso - 2	W	63-39
Feb. 21	at Baldwin-Wallace	W	43-40
Feb. 28	Georgetown - 2	W	47-38
Mar. 1	at Albright	W	55-51
Mar. 4	at Georgetown	L	39-57
Mar. 5	at Quantico Marines	W	56-46

### National Invitation Tournament\*

#### Madison Square Garden, New York, N.Y.

Mar. 17	vs. Utah	L	44-45
---------	----------	---	-------

+ - at Duquesne Gardens, Pittsburgh, Pa.

1 - at North Catholic High School

c - at Louisville, Ky.

d - at Cincinnati, Ohio

2 - at McKeesport High School

3 - at Farrell High School

4 - at Altoona, Pa.

Forfeit by Tennessee not recognized by NCAA

## 1947-48

**Coach: Charles "Chick" Davies**

**Career Record: 314-106 in 21 seasons**

**Season Record: 17-6**

Dec. 9	Brigham Young+	W	51-39
Dec. 15	Bowling Green+	W	50-44
Dec. 23	Utah State+	W	65-43
Dec. 26	Santa Clara+	W	56-45
Dec. 29	vs. Quantico Marines - 1	W	56-29
Jan. 2	Arizona+	W	54-51
Jan. 3	Yale - 2	W	60-57
Jan. 5	Geneva+	W	45-29
Jan. 7	Albright - 3	W	53-39
Jan. 10	at Youngstown	W	53-45
Jan. 12	at Saint Francis - 3	W	60-34
Jan. 17	Akron - 4	W	45-43
Jan. 26	Texas Wesleyan+	L	53-57
Feb. 2	Bucknell+	W	48-35
Feb. 5	Lafayette+	W	48-36
Feb. 9	Seton Hall+	W	54-51
Feb. 13	at Cincinnati	L	41-55
Feb. 14	vs. Morehead State - e	W	60-51
Feb. 17	vs. Long Island U.#	L	48-55
Feb. 20	Loyola (Ill.)+	L	40-59
Feb. 23	at Geneva	W	44-41
Feb. 27	at Baldwin-Wallace	L	58-60
Feb. 28	at Akron	L	54-55

+ - at Duquesne Gardens, Pittsburgh, Pa.

1 - at Johnstown (Pa.) High School

2 - at McKeesport High School

3 - at Altoona, Pa.

4 - at Farrell High School

e - at Louisville, Ky.

# - at Madison Square Garden, New York, N.Y.



# ALL-TIME RESULTS

## 1948-49

**Coach: Donald "Dudey" Moore (first season)**  
**Season Record: 17-5**

Dec. 13	Wake Forest	W	61-35
Dec. 20	Nebraska	W	55-49
Dec. 21	Arizona	W	57-51
Dec. 27	Rutgers	W	53-43
Dec. 29	Louisville	W	72-66
Jan. 1	at Long Island U.	W	54-45
Jan. 3	at Yale	L	56-71
Jan. 10	St. Francis (N.Y.)	W	75-62
Jan. 12	Geneva	W	55-40
Jan. 17	Akron	W	63-43
Jan. 24	Loyola (Ill.) (#12 AP) (OT)	W	52-51
Jan. 29	at Bowling Green	L	48-62
Jan. 31	Villanova (#8 AP)	W	65-37
Feb. 5	at Youngstown State	W	55-41
Feb. 9	(20) at Syracuse	L	58-65
Feb. 10	(20) at Boston College	W	52-42
Feb. 14	(20) at Geneva	W	44-39
Feb. 17	(20) Cincinnati	L	50-58
Feb. 19	(20) Illinois Wesleyan - 1	W	78-57
Feb. 21	(20) at Akron	W	51-43
Feb. 26	(17) at Beloit	W	71-51
Mar. 2	at Cincinnati	L	51-68

1 - at Farrell High School

## 1949-50

**NIT Fourth Place**  
**National Rank: #6 (AP)**  
**Coach: Donald "Dudey" Moore**  
**Season Record: 23-6**

Dec. 13	New Mexico	W	55-36
Dec. 17	Kansas - 1	W	64-54
Dec. 19	Loyola (Calif.)	W	61-47
Dec. 22	Fordham - 1	W	75-61
Dec. 27	Idaho	W	74-55
Dec. 29	Pepperdine	W	60-49
Dec. 30	Dartmouth - 2	W	79-51
Jan. 2	Rutgers	W	59-54
Jan. 3	Arizona State	W	67-63
Jan. 10	(8) Cincinnati (#12 AP)	W	60-54
Jan. 13	(8) at St. Joseph's (Ind.)	W	51-40
Jan. 14	(8) at Loyola (Ill.)	W	62-54
Jan. 17	(6) Waynesburg	W	57-48
Jan. 27	(2) at Youngstown State	W	69-49
Jan. 31	(2) Baldwin-Wallace	W	78-55
Feb. 2	(2) at Cincinnati	W	60-54
Feb. 4	(2) at Louisville (#15 AP)	L	58-64
Feb. 7	(3) Akron	W	71-57
Feb. 11	(3) Geneva - 2	W	75-47
Feb. 13	(3) Carnegie Tech	W	71-49
Feb. 16	(7) at Long Island U. (#6 AP)#	W	60-53
Feb. 20	(7) Indiana State	W	55-54
Feb. 23	(4) at Geneva	W	59-34
Mar. 3	(5) at Akron	L	49-51
Mar. 4	(5) at Baldwin-Wallace	L	55-62
Mar. 8	(6) at Villanova (#11 AP)	L	52-68

National Invitation Tournament			
Madison Square Garden, New York, N.Y.			
Mar. 14	(6) vs. La Salle (#10 AP)	W	49-47
Mar. 16	(6) vs. CCNY	L	52-62
Mar. 18	(6) vs. St. John's (#9 AP) (OT)	L	67-69

1 - at McKeesport High School

2 - at Farrell High School

# - Madison Square Garden, New York, N.Y.

## 1950-51

**Coach: Donald "Dudey" Moore**  
**Season Record: 16-11**

Dec. 4	Virginia Tech	W	63-49
Dec. 9	Texas A&M - 1	W	73-36
Dec. 11	Syracuse	W	43-36
Dec. 12	Pepperdine	W	84-50
Dec. 18	South Carolina	W	67-64
Dec. 19	Wake Forest	W	63-59
Dec. 26	Westminster	W	53-52
Dec. 28	Detroit	W	60-52
Jan. 1	Arizona	W	65-63
Jan. 2	San Jose State	W	74-57
Jan. 8	(13) Cincinnati (#17 AP)	L	74-86
Jan. 9	(15) La Salle (#19 AP)	W	53-43
Jan. 15	(15) Akron	W	76-50
Jan. 16	(20) at Long Island U. (#4 AP)	L	52-84
Jan. 27	at Akron	W	65-58
Jan. 29	Villanova (#11 AP)	L	65-68
Feb. 3	at Cincinnati (#16 AP)	L	54-69
Feb. 5	Loyola (Ill.)	L	56-57
Feb. 8	at Westminster	L	66-75
Feb. 12	Carnegie Tech	W	66-43
Feb. 13	at Baldwin-Wallace	L	71-73
Feb. 15	Waynesburg	W	73-64
Feb. 16	Geneva	W	72-57
Feb. 24	at Villanova (#15 AP)	L	71-88
Feb. 28	at Loyola (Ill.)	L	62-64
Mar. 3	at Geneva	L	75-80

National Campus Tournament - Peoria, Ill.			
Mar. 27	vs. Wyoming	L	61-78

1 - at Farrell High School

## 1951-52

**NCAA Regional Finalist**  
**NIT Fourth Place**  
**National Rank: #4 (AP & UPI)**  
**Coach: Donald "Dudey" Moore**  
**Season Record: 23-4**

Dec. 10	Bowling Green	W	70-52
Dec. 18	Loyola (N.O.)	W	77-31
Dec. 22	Geneva	W	71-48
Dec. 27	CCNY	W	83-51
Dec. 29	at Youngstown State	W	79-42
Dec. 31	Saint Francis	W	54-46
Jan. 3	at Cincinnati	W	71-41
Jan. 5	at Bowling Green	W	79-68
Jan. 11	(16) at Colgate	W	70-52
Jan. 12	(16) at Syracuse (#14 AP)	W	78-67
Jan. 14	(16) Westminster	W	88-58
Jan. 28	(10) Villanova	W	83-61
Jan. 30	(7) Akron	W	87-36
Feb. 2	(7) at Westminster	W	81-60
Feb. 4	(7) La Salle	W	71-60
Feb. 6	(5) at Niagara	W	64-49
Feb. 11	(5) St. Bona. (#4 AP) (TV*)	W	69-63
Feb. 18	(3) Cincinnati	W	76-64
Feb. 23	(3) at Villanova (OT)	L	62-64
Feb. 25	(3) at Akron	W	69-51
Mar. 1	(4) at Geneva	W	91-69
Mar. 3	(4) Baldwin-Wallace	W	95-51

National Invitation Tournament			
Madison Square Garden, New York, N.Y.			
Mar. 10	(4) vs. Holy Cross (#13 AP)	W	78-68
Mar. 11	(4) vs. La Salle	L	46-59
Mar. 12	(4) vs. St. Bona. (#15 AP)	L	31-49

## NCAA East Regional - Chicago, Ill.

Mar. 21	(4) vs. Princeton	W	60-49
Mar. 22	(4) vs. Illinois (#2 AP)	L	68-74

\* - The St. Bonaventure game on Feb. 11 was the first televised game in Duquesne history. It was also the first televised basketball game to originate from Pittsburgh. St. Bonaventure and Duquesne were the nation's only undefeated teams at the time. Beginning with the 1953 season the NCAA decreed that colleges could not participate in two post-season tournaments in the same year.

## 1952-53

**NIT Third Place**  
**National Rank: #9 (AP) & #20 (UPI)**  
**Coach: Donald "Dudey" Moore**  
**Season Record: 21-8**

Dec. 6	Geneva - 1	W	72-47
Dec. 8	Saint Francis	W	65-53
Dec. 12	at Bowling Green	W	57-56
Dec. 16	at Carnegie Tech	W	72-55
Dec. 22	at Detroit	W	71-58
Dec. 23	at Wayne	L	59-71
Dec. 29	vs. Cornell - SB	W	77-59
Dec. 30	vs. Dartmouth - SB	W	83-55
Jan. 1	Fordham	L	59-63
Jan. 3	at Villanova	W	68-61
Jan. 5	Dayton (2 OT)	L	70-72
Jan. 8	St. Bonaventure (TV)	W	86-66
Jan. 12	Cincinnati	W	93-76
Jan. 23	at Cincinnati	L	69-72
Jan. 24	at Dayton (2 OT)	L	66-68
Jan. 26	Villanova	W	88-78
Jan. 31	at St. Bonaventure	L	58-70
Feb. 2	Niagara	W	71-61
Feb. 7	at La Salle (#4 AP)	L	66-72
Feb. 9	Westminster	W	53-31
Feb. 14	at DePaul (#7 AP)	W	77-69
Feb. 16	Bowling Green	W	92-63
Feb. 18	at Geneva	W	*109-66
Feb. 21	at Westminster	W	101-64
Feb. 23	Toledo	W	58-48

National Invitation Tournament			
Madison Square Garden, New York, N.Y.			
Mar. 7	(18) vs. Tulsa	W	88-69
Mar. 10	(11) vs. W. Kentucky (#9 AP)	W	69-61
Mar. 12	(11) vs. St. John's (#20 AP)	L	55-64
Mar. 14	(11) vs. Manhattan (#20 AP) (TV)	W	81-67

SB - Steel Bowl, Fitzgerald Field House, Pittsburgh, Pa.

1 - at Monessen High School

\* - First time Duquesne topped 100 points in a game

## 1953-54

**NIT Second Place**  
**National Rank: #5 (AP) & #3 (UPI)**  
**Coach: Donald "Dudey" Moore**  
**Moore named UPI Coach of the Year**  
**Season Record: 26-3**

Dec. 5	Geneva - 1	W	70-42
Dec. 7	Saint Francis	W	83-58
Dec. 11	(3) vs. Wake Forest - SB	W	76-61
Dec. 12	(3) at Pittsburgh - SB	W	79-43
Dec. 14	(3) Carnegie Tech	W	65-42
Dec. 17	(3) Texas	W	71-58
Dec. 19	(3) at Toledo	W	60-57
Dec. 26	(3) vs. NYU - HF	W	75-49
Dec. 28	(3) vs. Brigham Young - HF	W	69-47
Dec. 30	(2) vs. Niagara - HF	W	66-61
Jan. 2	(2) U. of Mexico - 1	W	99-35



# ALL-TIME RESULTS

Jan. 4	(2) Dayton	W	70-52
Jan. 9	(2) at Saint Francis - 2	W	94-64
Jan. 11	(2) Cincinnati	W	80-60
Jan. 16	(2) at Niagara (#13 AP)	W	61-53
Jan. 27	(2) Georgetown	W	69-56
Jan. 30	(2) at St. Bonaventure	W	53-41
Feb. 1	(2) Villanova	W	70-41
Feb. 10	(2) Carnegie Tech	W	86-40
Feb. 15	(2) Wayne - !!!	W	87-56
Feb. 17	(1) at Geneva	W	93-59
Feb. 22	(1) Bowling Green	W	79-52
Feb. 26	(1) at Cincinnati	L	52-66
Feb. 27	(1) at Dayton (#16 AP)	L	54-64
Mar. 1	(1) St. Bonaventure	W	67-55
Mar. 6	(4) at Villanova	W	77-54

## National Invitation Tournament

### Madison Square Garden, New York, N.Y.

Mar. 10	(3) vs. Saint Francis	W	69-63
Mar. 11	(3) vs. Niagara	W	66-51
Mar. 12	(3) vs. Holy Cross (#9 AP)	L	62-71

SB - Steel Bowl, Fitzgerald Field House, Pittsburgh, Pa.

HF - Holiday Festival, Madison Sq. Garden, NYC., N.Y.

1 - at Monessen High School

2 - at Johnstown, Pa.

!!! - Duquesne moved to the top of both the AP and UPI polls on Feb. 16

## 1954-55

### NIT CHAMPIONS

National Rank: #6 (AP) & #7 (UPI)

Coach: Donald "Dudey" Moore

Season Record: 22-4

Dec. 6	Carnegie Tech	W	72-52
Dec. 10	(3) vs. Fordham - SB	W	67-45
Dec. 11	(3) vs. George Washington - SB	L	64-71
Dec. 15	(9) Pacific	W	74-52
Dec. 20	(9) Saint Francis	W	71-58
Dec. 27	(9) vs. Villanova - HF	W	87-68
Dec. 29	(8) vs. Dayton (#4 AP) - HF	W	90-75
Dec. 31	(8) vs. La Salle (#3 AP) - HF	W	67-65
Jan. 8	(2) at Saint Francis -1	L	72-82
Jan. 15	(3) at Fordham	W	67-56
Jan. 19	(5) Dayton (#18 AP)	L	67-68
Jan. 22	(5) at St. Bonaventure	W	57-50
Jan. 31	(4) Niagara (#20 AP)	W	65-48
Feb. 2	(4) Westminster	W	70-56
Feb. 5	(4) at Bowling Green	W	64-54
Feb. 7	(4) Villanova (#17 AP)	W	66-58
Feb. 9	(4) at Carnegie Tech	W	62-27
Feb. 12	(4) at Westminster	W	55-53
Feb. 14	(4) Cincinnati (#17 AP)	W	81-67
Feb. 19	(4) at Villanova	W	70-55
Feb. 25	(4) at Cincinnati (#17 AP)	W	68-60
Feb. 26	(4) at Dayton (#11 AP)	L	58-67
Feb. 28	(4) St. Bonaventure	W	68-50

## National Invitation Tournament

### Madison Square Garden, New York, N.Y.

Mar. 14	(6) vs. Louisville	W	74-66
Mar. 17	(6) vs. Cincinnati	W	65-51
Mar. 19	(6) vs. Dayton (#9 AP)	W	70-58

SB - Steel Bowl, Fitzgerald Field House, Pittsburgh, Pa.

HF - Holiday Festival, Madison Sq. Garden, NYC., N.Y.

1 - at Johnstown, Pa.

## 1955-56

### NIT

Coach: Donald "Dudey" Moore

Season Record: 17-10

Dec. 5	(9) Carnegie Tech	W	61-25
Dec. 9	(9) vs. Geneva - SB	W	65-61
Dec. 10	(9) at Pittsburgh - SB	W	71-49
Dec. 13	(6) Saint Francis	W	63-48
Dec. 16	(6) at De Paul - DT	L	64-68
Dec. 17	(6) vs. Marquette - DT	L	59-83
Dec. 19	(6) Loyola (Calif.)	W	71-55
Dec. 26	(20) vs. Fordham (OT) - HF	W	73-70
Dec. 28	vs. UCLA - HF	L	57-72
Dec. 30	vs. Holy Cross (#14 AP) - HF	L	57-61
Jan. 5	at Dayton (#3 AP)	L	52-68
Jan. 7	at Cincinnati (#20 AP)	L	52-74
Jan. 14	Brandeis	W	66-41
Jan. 16	Bowling Green	W	76-54
Jan. 26	at Niagara	L	51-60
Jan. 28	at St. Bonaventure	W	70-60
Feb. 1	Temple (#7 AP)	L	48-63
Feb. 8	at Carnegie Tech	W	69-59
Feb. 13	Cincinnati (#20 AP)	L	79-95
Feb. 20	Fordham	W	87-65
Feb. 24	at Villanova	W	80-61
Feb. 25	at Temple (#10 AP)	W	66-64
Feb. 29	Dayton (#3 AP)	W	87-86
Mar. 3	at Saint Francis - 1	W	82-69
Mar. 5	St. Bonaventure+++	W	64-56

## National Invitation Tournament

### Madison Square Garden, New York, N.Y.

Mar. 10	vs. Oklahoma A&M	W	69-61
Mar. 11	vs. Louisville (#6 AP)	L	72-84

SB - Steel Bowl, Fitzgerald Field House, Pittsburgh, Pa.

DT - DePaul Tournament, Chicago, Ill.

HF - Holiday Festival, Madison Sq. Garden., NYC, N.Y.

1 - at Johnstown, Pa.

+++ - last game at Duquesne Gardens

## 1956-57

Coach: Donald "Dudey" Moore

Season Record: 16-7

Dec. 1	Florida State - 1	W	70-55
Dec. 6	at Bowling Green	L	51-59
Dec. 10	Saint Francis	W	73-61
Dec. 14	vs. Geneva - SB	W	65-52
Dec. 15	at Pittsburgh - SB	L	50-59
Dec. 21	Carnegie Tech	W	81-67
Dec. 28	vs. Dayton - BT	L	45-88
Dec. 29	vs. St. Louis (#5 AP) - BT	W	69-62
Jan. 3	at Dayton	W	79-71
Jan. 5	at Cincinnati	L	79-90
Jan. 7	Villanova	W	57-45
Jan. 11	Cincinnati	W	60-59
Jan. 15	DePaul	W	76-70
Jan. 26	at St. Bonaventure	L	63-79
Jan. 30	St. Francis (N.Y.)	W	71-67
Feb. 4	Niagara	W	73-52
Feb. 12	Carnegie Tech	W	61-35
Feb. 15	at Temple	L	60-64
Feb. 16	at La Salle	L	80-87
Feb. 25	St. Bonaventure (OT)	W	65-63
Feb. 28	Brandeis	W	86-73
Mar. 2	at Saint Francis - 2	W	90-81
Mar. 4	Temple	W	68-54

1 - First home game at Fitzgerald Field House, U. of Pittsburgh

SB - Steel Bowl, Fitzgerald Field House, Pittsburgh, Pa.

BT - Bluegrass Tournament, Louisville, Ky.

2 - at Johnstown, Pa.

## 1957-58

Coach: Donald "Dudey" Moore

Career Record: 191-70 (.732) in 10 seasons

Season Record: 10-12

Dec. 4	at Carnegie Tech	W	72-58
Dec. 9	Saint Francis	L	64-65
Dec. 13	vs. Miami (Ohio) - SB	W	77-66
Dec. 14	at Pittsburgh - SB	W	81-64
Dec. 17	Bowling Green (OT)	L	77-81
Dec. 26	vs. Wake Forest - DC	L	54-64
Dec. 27	vs. Northwestern - DC	L	70-80
Dec. 28	vs. Seton Hall - DC	W	68-65
Jan. 4	at Carnegie Tech	W	68-51
Jan. 11	at DePaul	L	54-63
Jan. 14	La Salle	W	74-55
Jan. 22	Toledo	W	67-54
Jan. 25	at Villanova	L	58-69
Jan. 29	St. Francis (N.Y.)	W	66-58
Feb. 1	Cincinnati (#3 AP)	L	61-72
Feb. 5	at Temple (#10 AP)	L	48-72
Feb. 8	Dayton (#14 AP)	L	66-68
Feb. 15	Detroit	W	66-55
Feb. 22	at Niagara	L	64-79
Feb. 28	Temple (#5 AP)	L	40-76
Mar. 5	St. Bonaventure (#20 AP)	W	77-54
Mar. 8	at Saint Francis - 1	L	77-91

SB - Steel Bowl, Fitzgerald Field House, Pittsburgh, Pa.

DC - Dixie Classic, Raleigh, N.C.

1 - at Johnstown, Pa.

## 1958-59

Coach: John "Red" Manning (first season)

Season Record: 13-11

Dec. 1	Carnegie Tech	W	63-43
Dec. 6	Saint Francis	L	56-58
Dec. 9	at Bowling Green	L	61-75
Dec. 12	vs. Clemson - SB	W	71-54
Dec. 13	at Pittsburgh - SB	L	56-71
Dec. 20	at St. Bonaventure	L	56-69
Dec. 26	at Tulsa	W	78-67
Dec. 27	vs. Bowling Green - AC	W	69-65
Dec. 29	at Oklahoma City- AC	L	59-75
Jan. 3	DePaul	L	59-70
Jan. 7	at Dayton	L	47-57
Jan. 12	Loyola (Ill.)	W	85-68
Jan. 17	Carnegie Tech	W	76-65
Jan. 27	St. Francis (N.Y.)	W	87-50
Jan. 31	at Toledo	L	56-58
Feb. 3	Niagara	W	75-72
Feb. 7	Villanova	W	73-61
Feb. 13	at Temple	W	58-51
Feb. 14	at La Salle	L	65-72
Feb. 17	Dayton	W	65-57
Feb. 26	at Cincinnati (#4 AP)	L	69-88
Feb. 28	at Detroit	W	69-58
Mar. 4	Temple	W	78-67
Mar. 7	at Saint Francis - 1	L	63-75

SB - Steel Bowl, Fitzgerald Field House, Pittsburgh, Pa.

AC - All-College Tournament, Oklahoma City, Okla.

1 - at Johnstown, Pa.

# ALL-TIME RESULTS

## 1959-60

**Coach: Red Manning**  
**Season Record: 8-15**

Dec. 1	St. Vincent	W	67-46
Dec. 5	Saint Francis	W	52-51
Dec. 11	vs. William & Mary - SB	W	53-52
Dec. 12	at Pittsburgh - SB	L	44-75
Dec. 19	Georgetown	L	63-64
Dec. 28	vs. Pennsylvania - KC	L	63-71
Dec. 29	vs. Penn State - KC	L	69-72
Jan. 2	Bowling Green	W	71-65
Jan. 6	at Villanova (#16 AP)	L	65-87
Jan. 9	La Salle	L	65-68
Jan. 13	at Dayton	L	60-75
Jan. 16	Carnegie Tech	L	52-58
Jan. 23	Cincinnati (#1 AP)	L	58-61
Feb. 2	at NYU	L	58-67
Feb. 6	at Carnegie Tech	L	75-83
Feb. 10	Dayton (#15 AP)	W	79-66
Feb. 13	at St. Bonaventure	L	75-83
Feb. 15	at Niagara	L	67-71
Feb. 20	at Loyola (Ill.)	W	87-58
Feb. 24	St. Bonaventure (#10 AP)	L	70-76
Mar. 26	Toledo	W	64-51
Mar. 1	Fordham	W	73-62
Mar. 5	at Saint Francis - 1	L	69-84

SB - Steel Bowl, Fitzgerald Field House, Pittsburgh, Pa.  
KC - Keystone Classic, Harrisburg, Pa.  
1 - at Johnstown, Pa.

## 1960-61

**Coach: Red Manning**  
**Season Record: 15-7**

Dec. 1	St. Vincent	W	86-51
Dec. 3	Saint Francis	W	96-68
Dec. 6	at Georgetown	W	95-81
Dec. 9	Carnegie Tech	W	87-63
Dec. 12	at Bowling Green (OT)	L	65-68
Dec. 16	vs. Tennessee - SB	W	79-64
Dec. 17	at Pittsburgh - SB	W	80-66
Jan. 4	Geneva	W	87-57
Jan. 7	at St. Bonaventure (#3 AP)	L	78-89
Jan. 11	Dayton	L	56-60
Jan. 14	Carnegie Tech	W	84-76
Jan. 17	at Cincinnati	L	53-64
Jan. 28	Niagara	L	53-58
Feb. 1	at Toledo	L	76-89
Feb. 4	Creighton	W	83-59
Feb. 8	Kent State (OT)	W	79-77
Feb. 11	NYU	W	76-67
Feb. 15	at Dayton	L	67-70
Mar. 1	St. Bonaventure (#2 AP) (OT)	W	79-74
Mar. 4	at Fordham	W	75-66
Mar. 8	at La Salle	W	78-63
Mar. 11	at Saint Francis - 1	W	39-36

SB - Steel Bowl, Fitzgerald Field House, Pittsburgh, Pa.  
1 - at Johnstown, Pa.

Duquesne University President Rev. Henry J. McAnulty - caught up in the excitement of the Dukes' March 1, 1961, overtime win over #2 (AP) St. Bonaventure - cancelled the next day's classes, giving DU students the opportunity to celebrate the upset victory over the 21-2 Bonnies.

## 1961-62

**NIT Fourth Place**  
**National Rank: #17 (AP) & #18 (UPI)**  
**Coach: Red Manning**  
**Season Record: 22-7**

Dec. 2	Saint Francis	W	71-56
Dec. 6	vs. Carnegie Tech (CA) *	W	78-40
Dec. 12	Bowling Green	W	68-44
Dec. 15	vs. Duke - SB	W	66-61
Dec. 16	at Pittsburgh - SB	W	73-70
Dec. 19	(7) St. Bonaventure (#9 AP)	W	74-57
Dec. 26	(3) vs. Wyoming - QC	W	64-47
Dec. 28	(3) at Villanova - QC	L	53-78
Dec. 30	(3) at Pennsylvania - QC	W	88-67
Jan. 6	(7) at St. Bonaventure	W	73-52
Jan. 10	(8) Dayton	W	79-59
Jan. 13	(8) Carnegie Tech	W	73-36
Jan. 15	(8) Toledo	W	80-57
Jan. 18	(5) Cincinnati (#3 AP)	L	54-62
Jan. 20	(5) St. Vincent	W	85-33
Jan. 27	(6) La Salle	W	80-66
Jan. 31	(7) Villanova	W	53-51
Feb. 3	(7) St. Francis (N.Y.)	W	99-43
Feb. 7	(6) at Villanova	L	63-82
Feb. 14	(9) Westminster	L	61-63
Feb. 17	(9) at Dayton	L	48-71
Feb. 21	Georgetown	W	72-52
Feb. 23	at Saint Francis - 1	W	74-61
Mar. 1	vs. Seton Hall#	W	94-80
Mar. 5	at Bradley (#6 AP)	W	73-72

**National Invitation Tournament**

**Madison Square Garden, New York, N.Y.**

Mar. 17	vs. Navy	W	70-58
Mar. 20	vs. Bradley (#6 AP)	W	88-85
Mar. 22	vs. St. John's	L	65-75
Mar. 24	vs. Loyola (Ill.)	L	84-95

SB - Steel Bowl, Fitzgerald Field House, Pittsburgh, Pa.  
QC - Quaker City Tournament, Philadelphia, Pa.  
1 - at Johnstown, Pa.

# - Madison Square Garden, New York, N.Y.

\* - Duquesne's first game at Pittsburgh's Civic Arena

## 1962-63

**Coach: Red Manning**  
**Season Record: 13-9**

Dec. 1	Carnegie Tech	W	78-53
Dec. 3	Kent State	W	62-50
Dec. 8	Saint Francis	W	67-59
Dec. 11	at Georgetown	W	68-56
Dec. 14	vs. Boston College - SB	W	57-45
Dec. 15	at Pittsburgh - SB	L	59-85
Dec. 26	vs. NYU - HF	L	66-71
Dec. 28	vs. Pennsylvania - HF	L	70-89
Jan. 5	at St. Bonaventure	L	72-80
Jan. 12	Carnegie Tech	W	76-53
Jan. 15	at Toledo	W	67-53
Jan. 26	Kentucky Wesleyan	W	71-61
Jan. 29	Villanova (CA)	L	45-49
Feb. 2	at Dayton	L	59-79
Feb. 6	Bethany	W	85-68
Feb. 8	Seton Hall (CA)	W	91-74
Feb. 13	Dayton (CA)	L	57-58
Feb. 20	at La Salle	L	69-73
Feb. 23	at Saint Francis - 1	W	68-54
Feb. 26	St. Bonaventure (CA)	W	78-68
Mar. 2	at Bowling Green	L	59-95

Mar. 4 Bradley (CA) (OT) W 75-74

CA - Game played at Pittsburgh Civic Arena  
SB - Steel Bowl, Fitzgerald Field House, Pittsburgh, Pa.  
HF - Holiday Festival, Madison Sq. Garden, NYC, N.Y.  
1 - at Altoona, Pa.

## 1963-64

**NIT**  
**Coach: Red Manning**  
**Season Record: 16-7**

Nov. 30	American	W	99-59
Dec. 3	Saint Francis (CA)	W	83-79
Dec. 6	vs. Westminster - SB	W	79-55
Dec. 7	at Pittsburgh - SB (OT)	L	67-69
Dec. 10	at Wichita	L	74-91
Dec. 14	at Kent State	L	60-62
Dec. 16	Baldwin-Wallace	W	101-81
Jan. 4	at St. Bonaventure	L	95-97
Jan. 11	at Carnegie Tech	W	95-62
Jan. 19	La Salle (CA)	W	89-58
Jan. 24	Army (CA)	W	74-68
Jan. 26	Xavier (CA)	W	83-76
Jan. 29	Muskingum	W	89-49
Feb. 3	Santa Clara (CA)	W	92-68
Feb. 8	Kentucky Wesleyan	W	90-74
Feb. 12	at Villanova (#8 AP)	L	63-73
Feb. 15	Carnegie Tech <sup>^^^</sup>	W	79-59
Feb. 17	Toledo (CA)	W	98-66
Feb. 22	at Seton Hall	W	79-77
Feb. 26	St. Bonaventure (CA)	W	86-80
Feb. 29	at DePaul (#9 AP)	L	65-84
Mar. 3	at Saint Francis - 1	W	98-77

**National Invitation Tournament**

**Madison Square Garden, New York, N.Y.**

Mar. 17	vs. Army (OT)	L	65-67
---------	---------------	---	-------

CA - Game played at Pittsburgh Civic Arena  
SB - Steel Bowl, Fitzgerald Field House, Pittsburgh, Pa.  
1 - at Altoona, Pa.

^^^ - Last home game at Fitzgerald Field House

## 1964-65

**Coach: Red Manning**  
**Season Record: 14-10**

Dec. 1	Saint Francis	W	99-83
Dec. 4	Miami (Fla.) - SB	L	95-99
Dec. 5	Virginia Tech - SB	W	99-84
Dec. 12	at Toledo	W	67-65
Dec. 17	Colorado State	W	75-56
Dec. 19	Seattle	W	80-74
Dec. 22	Gonzaga	W	83-69
Dec. 28	vs. Ohio U. - CT	L	65-73
Dec. 29	vs. Alabama - CT	L	57-62
Jan. 2	Columbia	W	102-65
Jan. 7	vs. Iona#	L	61-63
Jan. 9	at St. Bonaventure	L	65-67
Jan. 13	at La Salle	L	69-83
Jan. 19	DePaul	W	73-69
Jan. 23	at Xavier	L	90-96
Jan. 31	Villanova	L	55-71
Feb. 2	Kent State	W	81-59
Feb. 4	vs. Florida State - f	L	58-62
Feb. 8	Wichita (#8 AP)	W	75-72
Feb. 13	at Providence (#4 AP)	L	75-83
Feb. 17	at Saint Francis - 1	W	108-91
Feb. 21	Seton Hall	W	83-65
Feb. 24	St. Bonaventure	W	99-65
Mar. 3	at Memphis State	W	93-87

# ALL-TIME RESULTS

1964-65 marked Duquesne's first full season at Pittsburgh Civic Arena

SB - Steel Bowl, Civic Arena, Pittsburgh, Pa.  
CT - Charlotte Tournament, Charlotte, N.C.  
# - Madison Square Garden, New York, N.Y.  
f - at Baltimore, Md.  
1 - at Altoona, Pa.

## 1965-66

**Coach: Red Manning**  
**Season Record: 14-9**

Dec. 1	St. Vincent	W	95-54
Dec. 4	American	W	98-84
Dec. 10	George Washington - SB	W	84-60
Dec. 11	Miami (Ohio) - SB	W	64-60
Dec. 17	at Wake Forest	L	80-94
Dec. 20	Fairfield (OT)	L	65-68
Dec. 30	Citadel	W	86-60
Jan. 3	at Saint Francis - 1	W	87-48
Jan. 6	vs. Iona#	W	74-57
Jan. 8	at St. Bonaventure	L	73-96
Jan. 13	at Rhode Island	L	69-101
Jan. 15	at Seton Hall	W	80-63
Jan. 22	La Salle	W	79-77
Jan. 28	Toledo	W	78-60
Jan. 30	St. Bonaventure	L	70-71
Feb. 2	at Villanova	L	60-83
Feb. 6	Providence (#4 AP) (OT)	W	78-76
Feb. 9	Kentucky Wesleyan	W	63-60
Feb. 13	Xavier	L	75-79
Feb. 15	at Kent State	W	70-66
Feb. 19	at DePaul	L	69-79
Feb. 24	Memphis State	W	92-79
Feb. 27	Saint Francis	L	68-76

SB - Steel Bowl, Civic Arena, Pittsburgh, Pa.  
1 - at Altoona, Pa.  
# - Madison Square Garden, New York, N.Y.

## 1966-67

**Coach: Red Manning**  
**Season Record: 7-15**

Dec. 1	Saint Francis	L	63-81
Dec. 6	Kent State	W	74-72
Dec. 9	Indiana State - SB	L	84-90
Dec. 10	Pittsburgh - SB	W	72-65
Dec. 14	at American	L	69-71
Dec. 17	Wake Forest	W	89-71
Dec. 19	San Francisco State	W	79-72
Dec. 21	at Toledo	L	58-89
Dec. 26	vs. Providence - HF	L	55-82
Dec. 27	at St. John's - HF (#8 AP)	L	60-91
Jan. 3	Iona	L	52-55
Jan. 9	at Xavier	L	57-61
Jan. 12	at Boston College	L	66-93
Jan. 14	at Providence (#9 AP)	L	47-54
Jan. 29	Villanova	L	60-76
Feb. 4	at St. Bonaventure	L	69-91
Feb. 6	Detroit	W	99-74
Feb. 12	Rhode Island	W	80-76
Feb. 15	at La Salle	L	66-77
Feb. 19	DePaul (OT)	L	66-67
Feb. 22	St. Bonaventure (OT)	W	77-73
Mar. 2	at Saint Francis - 1	L	73-95

SB - Steel Bowl, Civic Arena, Pittsburgh, Pa.  
HF - Holiday Festival, Madison Sq. Garden, NYC, N.Y.

## 1967-68

**NIT**  
**Coach: Red Manning**  
**Season Record: 18-7**

Dec. 1	Saint Francis	W	96-84
Dec. 4	American	W	106-64
Dec. 8	Air Force - SB	W	64-52
Dec. 9	Pittsburgh - SB	W	100-66
Dec. 16	at St. Bonaventure	L	74-96
Dec. 19	at Kent State	W	78-63
Dec. 22	St. Mary's (Calif.)	W	83-58
Dec. 27	at Villanova#	W	78-59
Dec. 28	vs. Saint Francis (2 OT)#	L	83-86
Dec. 30	vs. Wisconsin#	W	76-66
Jan. 6	at Detroit	W	80-72
Jan. 9	Iona	W	100-47
Jan. 13	at Westminster	W	71-66
Jan. 28	La Salle (OT)	L	79-80
Feb. 4	Providence	W	84-64
Feb. 8	Westminster	W	87-69
Feb. 11	Catholic	W	76-53
Feb. 14	at DePaul	W	79-69
Feb. 18	Xavier	W	85-67
Feb. 21	at Villanova (2 OT)	L	76-77
Feb. 25	Fairfield	W	90-67
Feb. 28	Boston College	L	88-104
Mar. 2	at Long Island	L	58-68
Mar. 6	at Saint Francis - 1	W	109-103

**National Invitation Tournament**  
**Madison Square Garden, New York City, N.Y.**  
Mar. 17 vs. Fordham L 60-69

SB - Steel Bowl, Civic Arena, Pittsburgh, Pa.  
# - Quaker City Tournament, Philadelphia, Pa.  
1 - at Altoona, Pa.

## 1968-69

**NCAA Regional Semifinals**  
**National Rank: #9 (AP) & #10 (UPI)**  
**Coach: Red Manning**  
**Season Record: 21-5**

Nov. 30	Long Island	W	79-53
Dec. 6	St. John's - SB	W	72-62
Dec. 7	Pittsburgh - SB	W	57-42
Dec. 11	at Catholic	W	72-48
Dec. 13	at American	W	86-56
Dec. 17	Kent State	W	72-56
Dec. 22	at Xavier	W	77-58
Dec. 26	vs. Texas A&M%	W	93-71
Dec. 27	vs. St. Bona. (#13 AP)%	W	89-70
Dec. 30	vs. LSU%	L	91-94
Jan. 10	(15) Creighton	W	66-59
Jan. 15	(12) at Saint Francis - 1	W	79-55
Jan. 26	(10) St. Bonaventure	W	84-69
Jan. 30	(11) Detroit	L	66-76
Feb. 3	(11) at Fairfield - g	W	85-75
Feb. 5	(15) at Providence	W	78-71
Feb. 9	(15) Holy Cross	W	98-80
Feb. 16	(13) Villanova (#11 AP)	W	70-59
Feb. 19	(8) at La Salle (#4 AP)	L	71-85
Feb. 23	(8) DePaul	W	87-68
Feb. 26	(10) Saint Francis	W	72-63
Mar. 1	(9) at Iona	W	82-38
Mar. 6	(10) at Boston College (#16 AP)	L	72-93

**NCAA East Regional - Kingston, R.I.**  
Mar. 8 (9) vs. Saint Joseph's W 74-52  
**NCAA Regional - College Park, Md.**

Mar. 13	(9) vs. North Carolina (#4 AP)	L	78-79
Mar. 15	(9) vs. St. John's (#8 AP)	W	75-72

SB - Steel Bowl, Civic Arena, Pittsburgh, Pa.  
%- All-College Tournament, Oklahoma City, Okla.  
1 - at Altoona, Pa.  
g - at New Haven, Conn.

## 1969-70

**NIT**  
**Coach: Red Manning**  
**Season Record: 17-7**

Dec. 1	(11) St. Vincent	W	123-55
Dec. 5	(11) Marshall - SB	W	120-75
Dec. 6	(11) Miami (Fla.) - SB	W	94-88
Dec. 9	(7) at Nebraska	L	77-82
Dec. 11	(7) at Iowa	L	87-98
Dec. 15	(7) Western Kentucky	W	87-65
Dec. 20	at St. Bonaventure	L	58-77
Dec. 23	at Kent State	L	69-77
Jan. 5	American	W	103-64
Jan. 10	at Detroit	W	81-50
Jan. 17	vs. Notre Dame@	L	66-82
Jan. 25	La Salle	W	67-64
Jan. 29	Kentucky Wesleyan	W	83-67
Jan. 31	at Long Island#	W	50-48
Feb. 4	at Holy Cross	W	82-72
Feb. 7	Providence	W	70-66
Feb. 11	at DePaul	W	100-76
Feb. 15	Fairfield	W	101-62
Feb. 18	at Villanova	L	83-94
Feb. 22	Boston College	W	105-72
Feb. 25	Xavier	W	105-63
Feb. 27	Steubenville	W	81-51
Mar. 1	Saint Francis	W	94-62

**National Invitation Tournament**  
**Madison Square Garden, New York City, N.Y.**  
Mar. 13 vs. Georgia Tech L 68-78

SB - Steel Bowl, Civic Arena, Pittsburgh, Pa.  
@ - at Chicago Stadium, Chicago, Ill.  
# - Madison Square Garden, NYC, N.Y.

## 1970-71

**NCAA**  
**National Rank: #15 (AP) & #18 (UPI)**  
**Coach: Red Manning**  
**Season Record: 21-4**

Dec. 1	Roanoke	W	80-73
Dec. 3	Baltimore	W	92-60
Dec. 7	at American	W	81-70
Dec. 12	at W. Kentucky (#13 AP)	L	62-69
Dec. 22	Steubenville	W	90-50
Dec. 29	Pittsburgh - SB	L	58-70
Dec. 30	William & Mary - SB	W	79-54
Jan. 6	at Xavier	W	84-77
Jan. 13	at Saint Francis - 1	W	111-71
Jan. 18	Notre Dame (#9 AP) (OT)	W	81-78
Jan. 21	Cleveland State	W	106-60
Jan. 23	St. Bonaventure (#10 AP)	W	89-68
Jan. 28	(17) DePaul	W	90-74
Jan. 30	(17) at Creighton	W	72-69
Feb. 1	(17) at Santa Clara	W	84-73
Feb. 3	(14) at San Francisco	W	90-77
Feb. 7	(14) Villanova (#17 AP)	W	87-78
Feb. 10	(12) at Providence	W	85-80
Feb. 14	(12) Rhode Island	W	116-95
Feb. 17	(10) at La Salle (#11 AP)	W	95-86
Feb. 20	(10) vs. St. Peter's#	W	104-98
Feb. 24	(8) at Boston College	L	52-67



# ALL-TIME RESULTS

Feb. 28	(8) Niagara	W	99-69
Mar. 2	(11) Detroit	W	93-73

## NCAA East Regional - Morgantown, W.Va.

Mar. 13	(11) vs. Pennsylvania (#5 AP)	L	65-70
---------	-------------------------------	---	-------

SB - Steel Bowl, Civic Arena, Pittsburgh, Pa.

1 - at Johnstown, Pa.

# - Madison Square Garden, NYC, N.Y.

## 1971-72

**Coach: Red Manning**  
**Season Record: 20-5**

Dec. 2	Morehead State	W	76-63
Dec. 6	Nebraska	W	75-53
Dec. 10	Iowa	W	80-75
Dec. 16	Nevada-Reno	W	110-77
Dec. 20	Harvard	W	77-72
Dec. 23	St. Peter's	W	119-88
Dec. 29	Wake Forest - SB	W	56-55
Dec. 30	Pittsburgh - SB	W	87-67
Jan. 11	Eastern Michigan	L	69-70
Jan. 15	at St. Bonaventure	W	96-91
Jan. 18	Steubenville	W	72-54
Jan. 20	at Notre Dame	W	84-79
Jan. 22	at Rhode Island	L	83-91
Jan. 24	Xavier	W	65-57
Jan. 27	Boston College	W	93-79
Jan. 29	vs. Army#	W	69-62
Feb. 7	Murray State	W	72-66
Feb. 9	(20) at Maryland	L	71-85
Feb. 13	(20) American	W	78-74
Feb. 16	at Villanova	L	81-102
Feb. 20	La Salle	W	81-69
Feb. 23	at DePaul	W	70-65
Feb. 27	Providence	W	72-67
Mar. 1	at Detroit	L	71-79
Mar. 5	Saint Francis	W	82-72

SB - Steel Bowl, Civic Arena, Pittsburgh, Pa.

# - Madison Square Garden, NYC, N.Y.

## 1972-73

**Coach: Red Manning**  
**Season Record: 16-8**

Dec. 4	Steubenville	W	43-34
Dec. 8	Pittsburgh - SB	W	67-61
Dec. 9	Jacksonville - SB	W	82-73
Dec. 13	at Penn State	L	56-59
Dec. 21	San Jose State	W	95-85
Dec. 27	vs. Georgia - QT	W	71-66
Dec. 28	at Saint Joseph's - QT	L	71-76
Dec. 30	vs. New Mexico St. - QT	L	74-84
Jan. 8	St. Bonaventure	W	84-60
Jan. 13	at Providence (#11 AP)	L	79-87
Jan. 16	Wheeling	W	99-62
Jan. 18	at Saint Francis	W	88-83
Jan. 22	Notre Dame	W	81-72
Jan. 26	at La Salle	L	67-69
Jan. 30	DePaul	W	85-71
Feb. 4	Villanova	W	84-65
Feb. 12	at American	L	94-109
Feb. 15	Chicago State	W	104-64
Feb. 17	at St. Peter's#	W	127-85
Feb. 21	Maryland (#8 AP)	L	71-81
Feb. 25	Creighton	W	105-73
Feb. 28	at Xavier	W	89-73
Mar. 4	Detroit	W	73-70
Mar. 7	at South Carolina	L	79-90

SB - Steel Bowl, Civic Arena, Pittsburgh, Pa.

QT - Quaker City Tournament, Philadelphia, Pa.

# - Madison Square Garden, New York City, N.Y.

## 1973-74

**Coach: Red Manning**  
**Career Record: 247-138 in 16 seasons**  
**Season Record: 12-12**

Nov. 30	Wheeling	W	85-53
Dec. 5	Richmond	W	48-39
Dec. 7	Pittsburgh - SB	L	65-82
Dec. 8	Clemson - SB	L	66-71
Dec. 27	vs. Princeton - HF	L	62-72
Dec. 28	vs. Illinois - HF	W	85-83
Jan. 5	at Detroit	L	72-80
Jan. 8	American	W	68-56
Jan. 12	at St. Bonaventure	L	71-84
Jan. 17	Steubenville	W	70-60
Jan. 20	St. Peter's	W	96-85
Jan. 23	at Marshall	L	75-78
Jan. 26	Penn State	L	63-73
Jan. 31	Providence (#9 AP) (OT)	W	88-87
Feb. 2	at Creighton	L	61-67
Feb. 9	at West Virginia	W	75-70
Feb. 13	at Villanova	L	72-79
Feb. 17	La Salle	W	81-63
Feb. 20	at Maryland (#5 AP)	L	72-98
Feb. 22	Eastern Michigan	W	85-63
Feb. 24	South Carolina (#14 AP)	L	57-67
Feb. 27	at DePaul	L	85-94
Mar. 3	Saint Francis	W	66-59
Mar. 7	Xavier	W	73-40

SB - Steel Bowl, Civic Arena, Pittsburgh, Pa.

HF - Holiday Festival, Madison Sq. Garden, NYC, N.Y.

## 1974-75

**Coach: John Cinicola (first season)**  
**Season Record: 14-11**

Dec. 3	Wheeling	W	76-74
Dec. 6	Pittsburgh - SB	W	100-94
Dec. 7	Oregon - SB	L	82-90
Dec. 16	Steubenville	W	83-76
Dec. 20	vs. Missouri - BS	L	84-87
Dec. 21	vs. Columbia - BS	W	88-63
Jan. 6	Canisius	W	84-74
Jan. 8	at Richmond	W	97-90
Jan. 11	at Massachusetts	L	94-98
Jan. 14	St. Bonaventure	W	96-91
Jan. 18	at Dayton	W	82-81
Jan. 21	West Virginia	L	83-100
Jan. 24	at La Salle (#9 AP)	L	79-88
Jan. 27	Gannon	L	75-79
Jan. 31	St. Peter's	W	72-71
Feb. 2	Villanova	W	83-81
Feb. 8	at American	W	99-86
Feb. 10	at Duke	L	73-80
Feb. 13	Marshall	W	83-72
Feb. 16	DePaul	W	66-64
Feb. 19	at Eastern Michigan (OT)	L	74-84
Feb. 23	Maryland (#3 AP)	L	82-103
Feb. 26	at Saint Francis (2 OT)	W	107-101
Mar. 2	Detroit	L	45-60
Mar. 4	at Cincinnati	L	70-72

SB - Steel Bowl, Civic Arena, Pittsburgh, Pa.

BS - Big Sun Invitational, St. Petersburg, Fla.

## 1975-76

**Coach: John Cinicola**  
**Season Record: 12-13**

Dec. 1	Wheeling	W	86-67
Dec. 5	Pittsburgh - SB	W	75-74
Dec. 6	UNLV - SB	L	83-86
Dec. 10	Richmond	W	60-58
Dec. 19	Gannon	W	89-73
Dec. 26	at Oregon - FW	W	78-74
Dec. 27	vs. Texas Tech - FW	L	65-78
Dec. 29	vs. Northwestern - FW	L	71-78
Jan. 11	Massachusetts	W	100-69
Jan. 14	at St. Bonaventure	L	78-84
Jan. 19	Dayton	W	91-67
Jan. 21	at West Virginia	L	72-76
Jan. 25	American	W	73-62
Jan. 30	Penn State - PA	W	76-70
Jan. 31	Pennsylvania (3 OT) - PA	L	81-84
Feb. 3	at DePaul	L	75-89
Feb. 7	at Canisius	L	81-89
Feb. 11	Saint Francis	W	68-67
Feb. 14	at George Washington	L	63-79
Feb. 16	Steubenville	W	82-52
Feb. 18	at Villanova	L	66-67
Feb. 22	La Salle	W	76-72
Feb. 25	at Detroit	L	67-83
Feb. 29	Cincinnati (#18 AP)	L	73-80
Mar. 2	at Xavier	L	86-98

SB - Steel Bowl, Civic Arena, Pittsburgh, Pa. (last tournament)

FW - Far West Classic, Portland, Ore.

PA - Pennsylvania Classic, Pittsburgh, Pa.

## 1976-77

### NCAA

**DU's First season as a league member**

**Coach: John Cinicola**

**Season Record: 15-15**

**ECBL Record: 3-7 (3rd in West)**

Dec. 2	Wheeling	W	100-70
Dec. 4	at Canisius	W	62-61
Dec. 7	at West Virginia+	L	82-97
Dec. 10	Hofstra - PC	L	70-76
Dec. 11	Pittsburgh - PC	W	79-78
Dec. 18	at American	W	79-75
Dec. 28	vs. Syracuse (#18 AP) - MT	L	86-116
Dec. 29	vs. Xavier - MT	W	86-80
Jan. 6	at Massachusetts+	L	97-110
Jan. 10	Penn State+	W	86-74
Jan. 12	St. Bonaventure	L	77-79
Jan. 14	at Saint Francis (OT)	L	85-89
Jan. 16	George Washington+	L	75-80
Jan. 22	at La Salle	W	64-62
Jan. 24	Gannon (OT)	W	92-90
Jan. 27	West Virginia+	W	83-78
Jan. 29	at Cincinnati (#12 AP)	L	65-83
Jan. 31	Duke	L	49-76
Feb. 3	DePaul	W	84-72
Feb. 5	Villanova+	L	61-74
Feb. 7	at Rutgers+	L	70-90
Feb. 12	at Pittsburgh (OT)+	W	66-63
Feb. 16	at South Carolina	L	61-65
Feb. 19	Detroit (2 OT) (#15 AP)	W	95-88
Feb. 23	at Penn State+	L	70-73
Feb. 27	Pittsburgh+	L	56-64

**ECBL Tournament - Philadelphia, Pa.**

Mar. 2	vs. Penn State	W	65-55
Mar. 4	vs. Massachusetts	W	89-82
Mar. 5	vs. Villanova	W	57-54

# ALL-TIME RESULTS

## NCAA East Regional - Raleigh, N.C.

Mar. 12 vs. VMI L 66-73

+ - indicates league games

PC - Pittsburgh Classic, Pittsburgh, Pa.

MT - Maryland Invitational, College Park, Md.

Dec. 2 - With the dunk reinstated for the first time since 1966-67, John Moore has the honor of throwing down DU's first, giving the Dukes a 38-18 lead with 4:18 left in the first half of the season-opening win over Wheeling.

## 1977-78

**Coach: John Cinicola**

**Season Record: 11-17**

**Career Record: 52-56 in four seasons**

**Eastern 8 Record: 5-5 (T-3rd)**

Dec. 1	Gannon	W	83-60
Dec. 4	at Holy Cross (#17 AP)	L	76-86
Dec. 6	Canisius	W	81-67
Dec. 10	at Fairfield	L	84-90
Dec. 20	Penn State+	W	63-55
Dec. 22	at Villanova+	L	70-86
Dec. 28	vs. Duke - HD	L	65-74
Dec. 29	at N.C. State - HD	L	80-105
Jan. 7	at Penn State+	W	54-48
Jan. 9	at West Virginia+	W	89-76
Jan. 14	La Salle	L	74-79
Jan. 16	Saint Francis	W	98-67
Jan. 19	West Virginia+	L	74-87
Jan. 26	Rutgers+	L	61-73
Jan. 28	at Detroit	L	80-98
Jan. 30	South Carolina	W	63-61
Feb. 2	Dayton	L	65-67
Feb. 5	Pittsburgh+	W	88-66
Feb. 7	at DePaul (#11 AP)	L	58-83
Feb. 9	at George Washington+	L	74-96
Feb. 11	at St. John's#	L	69-84
Feb. 14	at Richmond	W	79-72
Feb. 18	at St. Bonaventure	L	80-82
Feb. 20	Massachusetts+	W	83-70
Feb. 22	at Pittsburgh+	L	65-72
Feb. 26	Cincinnati	L	64-72

## Eastern 8 Tournament - Pittsburgh, Pa.

Mar. 2	vs. Massachusetts (OT)	W	76-69
Mar. 3	vs. West Virginia	L	57-59

+ - indicates league games

# - Madison Square Garden, New York City, N.Y.

HD - Holiday Doubleheader, Raleigh, N.C.

## 1978-79

**Coach: Mike Rice (first season)**

**Season Record: 13-13**

**Eastern 8 Record: 2-8 (7th)**

Nov. 30	Indiana (Pa.)	W	90-53
Dec. 2	at Canisius	W	64-63
Dec. 5	Niagara	W	82-69
Dec. 9	at Cincinnati	L	73-75
Dec. 21	Villanova+	L	75-78
Dec. 29	vs. Marshall - WC	W	88-83
Dec. 30	vs. Ohio U. - WC	W	85-74
Jan. 6	at Dayton	L	62-82
Jan. 8	at Saint Francis	W	79-77
Jan. 11	St. Bonaventure	L	76-77
Jan. 14	West Virginia+	W	73-69
Jan. 17	Gannon	W	76-60
Jan. 20	at La Salle	W	90-89
Jan. 24	at Penn State+	L	49-54
Jan. 26	at Rutgers+	L	67-70
Jan. 29	Oral Roberts	W	68-67

Feb. 1	Pittsburgh+	L	83-89
Feb. 3	at Massachusetts+	W	68-67
Feb. 7	at West Virginia+	L	63-92
Feb. 12	at Bowling Green	L	82-98
Feb. 14	George Washington+	L	84-87
Feb. 17	at Pittsburgh+	L	54-60
Feb. 19	Fairfield	W	69-68
Feb. 22	Detroit (#16 AP)	W	93-84
Feb. 25	Penn State+	L	57-58

## Eastern 8 Tournament - Campus Sites & CA

Feb. 27	at West Virginia	L	59-73
---------	------------------	---	-------

+ - indicates league games

WC - West Virginia Classic, Morgantown, W.Va.

## 1979-80

**NIT**

**Coach: Mike Rice**

**Season Record: 18-10**

**Eastern 8 Record: 7-3 (T-1st)**

Dec. 1	at George Washington+	W	70-64
Dec. 4	Bowling Green	W	72-47
Dec. 6	Western Kentucky	W	84-73
Dec. 8	at Niagara	W	64-57
Dec. 11	Canisius	W	77-62
Dec. 15	at Villanova+	W	77-72
Dec. 20	at Stetson	W	76-67
Dec. 22	at Jacksonville	L	54-73
Jan. 5	at Detroit	W	72-67
Jan. 8	Saint Francis	W	82-68
Jan. 12	at Penn State	L	52-62
Jan. 14	Holy Cross	W	103-88
Jan. 16	at Pittsburgh+	L	53-55
Jan. 19	West Virginia+	W	73-66
Jan. 21	Massachusetts+	W	88-66
Jan. 24	at Old Dominion	L	60-65
Jan. 27	Rutgers (OT)+	L	73-75
Jan. 29	Indiana (Pa.)	W	70-44
Jan. 31	Penn State	W	56-55
Feb. 2	at St. Bonaventure+	L	87-90
Feb. 6	at West Virginia+	W	49-38
Feb. 10	Pittsburgh+	W	67-66
Feb. 16	at Oral Roberts	L	83-87
Feb. 21	La Salle	L	79-91
Feb. 24	Dayton++	W	85-71

## Eastern 8 Tournament - Campus Sites & CA

Feb. 26	West Virginia	L	87-95
---------	---------------	---	-------

## National Invitation Tournament - Pittsburgh, Pa.

Mar. 6	Pittsburgh	W	65-63
Mar. 10	St. Peter's	L	33-34

+ - indicates league games

++ - designated league game

## 1980-81

**NIT**

**Coach: Mike Rice**

**Season Record: 20-10**

**Eastern 8 Record: 10-3 (T-1st)**

Dec. 2	Indiana (Pa.)	W	86-71
Dec. 6	at Rhode Island+	L	61-65
Dec. 9	Old Dominion	L	70-73
Dec. 11	Robert Morris	W	83-59
Dec. 13	at Canisius	W	82-57
Dec. 19	vs. Miami (Ohio) - GG	W	97-59
Dec. 20	at San Francisco (OT) - GG	L	83-91
Dec. 22	at San Jose State	L	60-82
Jan. 8	George Washington+	W	87-71
Jan. 12	at West Virginia+	L	61-73

Jan. 15	Massachusetts+	W	99-69
Jan. 17	at George Washington+	W	89-82
Jan. 20	Rutgers+	W	62-60
Jan. 22	Cincinnati	W	85-77
Jan. 24	Stetson	W	59-58
Jan. 28	at St. Bonaventure+	W	75-73
Feb. 1	Saint Francis	W	72-63
Feb. 4	at Pittsburgh+	L	53-60
Feb. 7	at Massachusetts+	W	83-67
Feb. 9	West Virginia+	W	69-64
Feb. 11	at La Salle	L	62-66
Feb. 15	Pittsburgh+	W	66-64
Feb. 17	Detroit	W	72-70
Feb. 20	at Dayton (3 OT)	L	100-109
Feb. 22	St. Bonaventure+	W	79-72
Feb. 25	at Rutgers+	W	69-68

## Eastern 8 Tournament - Pittsburgh, Pa.

Mar. 3	George Washington (OT)	W	84-78
--------	------------------------	---	-------

Mar. 6	West Virginia	W	55-50
--------	---------------	---	-------

Mar. 7	Pittsburgh	L	60-64
--------	------------	---	-------

## National Invitation Tournament - Ann Arbor, Mich.

Mar. 12	at Michigan	L	58-74
---------	-------------	---	-------

+ - indicates league games

GG - Golden Gate Tournament, San Francisco, Calif.

## 1981-82

**Coach: Mike Rice**

**Career Record: 62-49 in four seasons**

**Season Record: 11-16**

**Eastern 8 Record: 5-9 (6th)**

Dec. 1	Indiana (Pa.)	W	72-57
Dec. 3	Robert Morris	W	58-52
Dec. 5	at Massachusetts+	L	59-60
Dec. 8	Niagara	W	76-58
Dec. 12	at George Washington+	L	40-42
Dec. 16	at Cincinnati	L	60-79
Dec. 28	at Detroit (OT)	L	61-65
Dec. 30	at Western Kentucky (OT)	W	63-62
Jan. 6	at St. Bonaventure+	L	53-57
Jan. 9	Massachusetts+	L	55-57
Jan. 11	Rhode Island+	W	82-72
Jan. 14	at Pittsburgh+	W	72-62
Jan. 20	at West Virginia+	L	65-75
Jan. 25	at Old Dominion	W	79-75
Jan. 28	at Saint Francis	W	82-71
Jan. 30	La Salle	L	79-80
Feb. 4	George Washington+	W	76-63
Feb. 7	Rutgers+	W	56-50
Feb. 9	Penn State	L	69-74
Feb. 11	West Virginia (#11 AP)+	L	75-90
Feb. 14	Pittsburgh+	L	68-69
Feb. 16	at Marquette	L	55-69
Feb. 20	at Rutgers+	L	56-75
Feb. 22	St. Bonaventure+	L	64-66
Feb. 25	Dayton	L	61-71
Feb. 27	at Rhode Island+	W	73-66

## Eastern 8 Tournament - Campus Sites & CA

Mar. 2	at Pittsburgh (FH)	L	64-66
--------	--------------------	---	-------

+ - indicates league games

FH- Field House



# ALL-TIME RESULTS

## 1982-83

**Coach: Jim Satalin (first season)**

**Season Record: 12-16**

**Atlantic 10 Record: 6-8 (4th West)**

Nov. 28	Indiana (Pa.)	W	71-46
Nov. 30	Pittsburgh	L	53-62
Dec. 3	UNLV (#19 AP)	L	54-67
Dec. 11	at Maryland	L	64-85
Dec. 17	at Kentucky (#2 AP) - KT	L	42-55
Dec. 18	vs. Rutgers - KT	L	51-58
Dec. 31	Davis & Elkins	W	65-51
Jan. 3	Robert Morris	W	68-59
Jan. 10	Penn State+	W	94-82
Jan. 13	Saint Joseph's+	L	58-68
Jan. 15	at La Salle	L	61-67
Jan. 17	at West Virginia+	L	79-91
Jan. 20	Cincinnati	W	71-63
Jan. 22	St. Bonaventure+	L	68-73
Jan. 25	Marquette	L	53-72
Jan. 27	Rhode Island+	W	83-71
Feb. 1	at Dayton	W	58-55
Feb. 5	at St. Bonaventure+	L	66-80
Feb. 12	at Temple (OT)+	W	73-70
Feb. 14	George Washington+	W	65-62
Feb. 17	Saint Francis	W	78-70
Feb. 20	at Penn State+	W	74-62
Feb. 22	Rutgers+	L	73-78
Feb. 24	at Massachusetts+	L	81-85
Feb. 26	at Rhode Island+	L	77-82
Mar. 2	West Virginia+	W	93-70
Mar. 5	at George Washington+	L	62-68

### Atlantic 10 Tournament - Campus Sites\*

Mar. 7	George Washington (CA)	L	70-71
--------	------------------------	---	-------

+ - indicates league games

KT - UK Invitation Tournament, Lexington, Ky.

\* - Semifinals at Civic Arena & Spectrum, championship at Spectrum

Jan. 13 - Andy Sisinni hits Duquesne's first 3-pointer at the 17:53 mark of the first half vs. Saint Joseph's. The Atlantic 10 was one of a few conferences that played with an experimental line in 1982-83 (DU did not make a 3-pointer in its A-10 opener vs. Penn State).

## 1983-84

**Coach: Jim Satalin**

**Season Record: 10-18**

**Atlantic 10 Record: 8-10 (T-6th)**

Nov. 29	Ohio Dominican	W	83-45
Dec. 3	at Syracuse - CC	L	69-78
Dec. 4	vs. Robert Morris - CC	L	55-60
Dec. 10	Maryland (#11 AP)	L	67-78
Dec. 13	at Niagara (OT)	L	69-75
Dec. 20	Detroit	W	60-59
Dec. 27	Pittsburgh - GT	L	59-64
Dec. 28	Baylor - GT	L	49-59
Jan. 5	Massachusetts+	W	69-64
Jan. 7	George Washington+	W	65-60
Jan. 12	at Penn State+	L	53-63
Jan. 14	at Pittsburgh	L	69-75
Jan. 16	Rhode Island+	W	64-63
Jan. 19	Rutgers+	W	64-61
Jan. 21	at West Virginia+	L	41-61
Jan. 26	Temple+	L	57-70
Jan. 28	at St. Bonaventure+	W	65-64
Feb. 2	at Saint Joseph's+	L	54-92
Feb. 4	St. Bonaventure+	L	60-61
Feb. 7	at Rhode Island+	L	57-63
Feb. 9	West Virginia+	W	68-67

Feb. 11	Saint Joseph's+	L	70-76
Feb. 16	at Rutgers+	L	62-70
Feb. 18	at Temple (#20 AP)+	L	70-78
Feb. 25	Penn State+	W	70-66
Mar. 1	at George Washington+	L	76-91
Mar. 3	at Massachusetts+	W	74-64

### Atlantic 10 Tournament - Morgantown, W.Va.

Mar. 8	vs. George Washington	L	66-79
--------	-----------------------	---	-------

+ - indicates league games

CC - Carrier Classic, Syracuse, N.Y.

GT - Golden Triangle Tournament, Pittsburgh, Pa.

## 1984-85

**Coach: Jim Satalin**

**Season Record: 12-18**

**Atlantic 10 Record: 6-12 (8th)**

Dec. 3	Wheeling	W	73-57
Dec. 8	Indiana (Pa.)	W	74-52
Dec. 13	Robert Morris	L	59-65
Dec. 18	at Iona	L	67-81
Dec. 23	Canisius	L	74-77
Dec. 28	vs. Bowling Green - RC	W	70-61
Dec. 29	vs. Syracuse (#6 AP) - RC	L	60-75
Jan. 3	at Massachusetts+	W	59-53
Jan. 5	at George Washington+	L	66-83
Jan. 7	Ashland	W	70-58
Jan. 10	Penn State+	W	69-63
Jan. 12	Rhode Island+	L	63-72
Jan. 14	West Virginia+	L	62-72
Jan. 17	at Rutgers+	L	62-74
Jan. 24	at Temple+	L	73-82
Jan. 26	at St. Bonaventure+	L	67-72
Jan. 31	Saint Joseph's+	L	56-70
Feb. 2	St. Bonaventure+	W	66-63
Feb. 4	Pittsburgh	L	61-77
Feb. 7	at West Virginia+	L	61-85
Feb. 9	at Saint Joseph's+	L	54-81
Feb. 14	Rutgers+	L	59-67
Feb. 16	Temple+	W	71-60
Feb. 21	at Rhode Island+	W	54-51
Feb. 23	at Penn State+	W	62-61
Feb. 28	George Washington+	L	60-99
Mar. 2	Massachusetts+	L	59-68

### Atlantic 10 Tournament - Piscataway, N.J.

Mar. 6	vs. Penn State	W	78-64
Mar. 7	vs. West Virginia	W	70-66
Mar. 8	at Rutgers	L	53-78

+ - indicates league games

RC - Rochester Classic, Rochester, N.Y.

## 1985-86

**Coach: Jim Satalin**

**Season Record: 15-14**

**Atlantic 10 Record: 9-9 (5th)**

Nov. 30	at Robert Morris	W	80-65
Dec. 2	Indiana (Pa.)	W	79-52
Dec. 4	at Rutgers+	W	72-71
Dec. 7	at Saint Francis	W	84-67
Dec. 14	Iona	W	91-66
Dec. 21	at Canisius	L	62-80
Dec. 27	vs. Northeastern (OT) - CM	L	81-88
Dec. 28	vs. Saint Francis - CM	W	72-60
Jan. 4	West Virginia+	L	62-66
Jan. 9	at St. Bonaventure+	L	67-69
Jan. 11	at Penn State (2 OT)+	W	79-78
Jan. 16	Temple+	L	53-54
Jan. 18	George Washington+	W	63-61

Jan. 20	at Pittsburgh	L	76-95
Jan. 23	at Massachusetts+	L	60-69
Jan. 25	at Rhode Island+	W	67-60
Jan. 27	Rutgers+	W	74-59
Jan. 29	Xavier	L	68-71
Feb. 1	at West Virginia+	L	72-81
Feb. 3	at Saint Joseph's+	L	63-67
Feb. 8	Penn State+	W	65-55
Feb. 10	St. Bonaventure+	W	87-76
Feb. 13	at Temple+	L	62-79
Feb. 15	at George Washington+	L	70-78
Feb. 17	Saint Joseph's+	L	75-90
Feb. 20	Rhode Island+	W	72-59
Feb. 22	Massachusetts+	W	63-54

### Atlantic 10 Tournament - Campus Sites

Feb. 27	at St. Bonaventure	W	71-67
---------	--------------------	---	-------

### Atlantic 10 Tournament - E. Rutherford, N.J.

Mar. 1	vs. Saint Joseph's	L	59-60
--------	--------------------	---	-------

+ - indicates league games

CM - Connecticut Mutual Classic, Hartford, Conn.

## 1986-87

**Coach: Jim Satalin**

**Season Record: 12-17**

**Atlantic 10 Record: 7-11 (T-6th)**

Dec. 2	Indiana (Pa.)	W	73-67
Dec. 6	Rutgers+	W	65-54
Dec. 9	Slippery Rock	W	85-62
Dec. 11	Robert Morris	W	74-70
Dec. 13	at N.C. State (#15 AP)	L	59-82
Dec. 19	vs. Louisiana Tech - LV	L	64-82
Dec. 20	vs. Ohio U. - LV	L	85-87
Dec. 27	at Iona	W	94-71
Dec. 30	at Xavier	L	67-78
Jan. 3	Saint Joseph's+	L	76-80
Jan. 4	at West Virginia+	L	50-64
Jan. 8	St. Bonaventure+	W	66-52
Jan. 10	at Saint Joseph's+	L	71-78
Jan. 12	Pittsburgh (#14 AP)	L	77-102
Jan. 17	Massachusetts+	W	72-59
Jan. 20	at George Washington+	L	65-85
Jan. 24	at Rutgers+	L	54-65
Jan. 26	Rhode Island+	W	85-78
Jan. 29	at Temple (#7 AP)+	L	64-82
Jan. 31	West Virginia+	L	66-75
Feb. 5	Penn State+	W	63-61
Feb. 7	at St. Bonaventure+	W	75-65
Feb. 12	at Penn State+	L	51-76
Feb. 14	George Washington+	W	73-66
Feb. 16	Temple (#6 AP)+	L	56-84
Feb. 21	at Rhode Island+	L	74-80
Feb. 23	at Massachusetts+	L	66-67

### Atlantic 10 Tournament - Campus Sites

Feb. 27	St. Bonaventure (CCAC)	W	82-65
Mar. 1	at West Virginia	L	60-74

+ - indicates league games

LV - UNLV Rebel Round-up, Las Vegas, Nev.

CCAC - A-10 Tournament game was played at the CCAC-Allegheny gym on the North Side due to a previously scheduled pro wrestling event at the Civic Arena

Dec. 2 - Tony Petrarca's jumper from the right wing with 11:59 left in the first half of the season-opener vs. Indiana, Pa. is DU's first "official" 3-pointer as the game-changing field goal is adopted across the board by the NCAA prior to the season.

# ALL-TIME RESULTS

## 1987-88

**Coach: Jim Satalin**

**Season Record: 11-21**

**Atlantic 10 Record: 6-12 (8th)**

Nov. 27	vs. Arizona (#17 AP) - AS	L	78-133
Nov. 28	vs. Miami (Fla.) - AS	L	73-84
Nov. 29	vs. Southwest Texas - AS	L	84-88
Dec. 3	Indiana (Pa.)	W	85-67
Dec. 5	Old Dominion	L	85-96
Dec. 8	at Saint Francis	W	66-59
Dec. 10	Slippery Rock	W	101-83
Dec. 12	at Dayton	L	76-90
Dec. 19	Detroit	W	99-83
Dec. 21	Bucknell (OT)	L	93-96
Jan. 2	Iona	L	72-76
Jan. 6	George Washington+	W	72-70
Jan. 9	West Virginia+	L	65-75
Jan. 11	at Pittsburgh (#2 AP)	L	58-85
Jan. 14	Massachusetts (OT)+	L	62-64
Jan. 17	at Saint Joseph's+	L	70-82
Jan. 21	at West Virginia+	L	69-79
Jan. 28	Penn State+	L	69-72
Jan. 30	at St. Bonaventure+	L	80-82
Feb. 4	at Temple (#5 AP)+	L	70-110
Feb. 6	at George Washington+	L	77-98
Feb. 9	Rhode Island+	W	98-93
Feb. 11	Rutgers+	W	73-58
Feb. 13	Saint Joseph's+	W	77-75
Feb. 18	at Rhode Island+	W	100-89
Feb. 20	at Massachusetts+	L	76-80
Feb. 25	Temple (#1 AP)+	L	55-94
Feb. 27	at Penn State+	L	63-73
Feb. 29	St. Bonaventure+***	L	76-78
Mar. 2	at Rutgers+	W	90-75

### Atlantic 10 Tournament - Morgantown, W.Va.

Mar. 5	vs. Massachusetts	W	81-75
Mar. 6	vs. Temple (#1 AP)	L	57-77

+ - indicates league games

AS - Great Alaska Shootout, Anchorage, Alaska

\*\*\* - Last home game at Civic Arena

## 1988-89

**Coach: Jim Satalin**

**Career Record: 85-120 in seven seasons**

**Season Record: 13-16**

**Atlantic 10 Record: 7-11 (T-6th)**

Nov. 30	at Bucknell	L	83-86
Dec. 3	Saint Joseph's+***	W	73-69
Dec. 6	Saint Francis	W	104-80
Dec. 9	at Illinois - IC (#7 AP)	L	81-112
Dec. 10	vs. USC - IC	L	83-91
Dec. 15	Temple+	L	49-67
Dec. 17	at Detroit	W	96-76
Dec. 19	Pittsburgh	W	80-76
Dec. 29	Indiana (Pa.)	W	105-69
Jan. 5	at Saint Joseph's+	L	81-84
Jan. 7	at West Virginia+	L	72-101
Jan. 9	Mount St. Mary's	W	86-65
Jan. 12	at Rhode Island+	W	89-74
Jan. 14	at Massachusetts+	W	88-84
Jan. 16	Penn State+	L	73-82
Jan. 21	at Rutgers+	L	87-102
Jan. 28	West Virginia+	L	82-98
Jan. 31	at DePaul	L	63-85
Feb. 1	at St. Bonaventure+	L	78-80
Feb. 6	Rhode Island+	L	78-85
Feb. 9	Rutgers+	L	74-79

Feb. 12	at Temple+	L	55-98
Feb. 16	George Washington+	W	109-90
Feb. 18	Massachusetts+	W	105-74
Feb. 23	St. Bonaventure+	W	109-74
Feb. 26	at Penn State+	L	78-91
Mar. 1	at George Washington+	W	67-62

### Atlantic 10 Tournament - Philadelphia, Pa.

Mar. 4	vs. George Washington	W	74-63
Mar. 5	vs. Temple	L	51-64

+ - indicates league games

IC - Illini Classic, Champaign, Ill.

\*\*\* - First home game at A.J. Palumbo Center

## 1989-90

**Coach: John Carroll (first season)**

**Season Record: 7-22**

**Atlantic 10 Record: 5-13 (T-8th)**

Nov. 29	Detroit (2 OT)	L	97-108
Dec. 2	Rice	W	70-68
Dec. 7	at N.C. State (#19 AP)	L	77-126
Dec. 9	at Auburn	L	74-79
Dec. 18	at Pittsburgh	L	87-92
Dec. 23	at Temple+	L	62-93
Dec. 29	vs. UNC-Wilmington - TT	L	67-85
Dec. 30	at Toledo - TT	L	77-88
Jan. 4	at West Virginia+	L	60-97
Jan. 7	at Saint Joseph's+	L	64-79
Jan. 9	DePaul	L	55-68
Jan. 11	Hartford	L	73-76
Jan. 13	Rutgers+	L	67-70
Jan. 15	Penn State+	L	56-64
Jan. 18	Temple+	L	43-67
Jan. 20	at St. Bonaventure+	L	59-65
Jan. 22	at George Washington+	W	80-77
Jan. 25	Massachusetts+	W	70-69
Jan. 27	at Rutgers+	L	62-74
Jan. 30	West Virginia+	L	77-78
Feb. 3	at Massachusetts+	L	72-78
Feb. 6	at Rhode Island+	L	59-77
Feb. 10	George Washington+	W	84-62
Feb. 12	St. Bonaventure+	W	94-72
Feb. 18	Rhode Island+	L	65-66
Feb. 24	Saint Joseph's+	W	82-71
Feb. 28	at Penn State+	L	58-76

### Atlantic 10 Tournament - Philadelphia, Pa.

Mar. 3	vs. Saint Joseph's	W	96-70
Mar. 4	vs. Temple	L	50-61

+ - indicates league games

TT - Toledo MVP Tournament, Toledo, Ohio

## 1990-91

**Coach: John Carroll**

**Season Record: 13-15**

**Atlantic 10 Record: 10-8 (T-3rd)**

Nov. 28	at Detroit	W	70-68
Dec. 4	at Rice	L	83-95
Dec. 13	Auburn	L	71-75
Dec. 19	vs. Pittsburgh (CA) (#14 AP)	L	65-84
Dec. 22	Robert Morris	L	81-85
Dec. 27	George Washington+ (OT)	L	76-81
Dec. 29	at Saint Francis	L	80-82
Jan. 3	at Rutgers+	W	78-62
Jan. 5	Saint Joseph's+	W	98-95
Jan. 7	at West Virginia+	L	73-107
Jan. 10	at Massachusetts+	L	75-81
Jan. 12	at Penn State+	L	60-75
Jan. 16	Temple+ (OT)	W	60-59

Jan. 19	Penn State+ (OT)	W	87-81
Jan. 22	at Iona#	W	114-107
Jan. 24	at Rhode Island+	L	75-81
Jan. 26	at DePaul	L	62-75
Feb. 2	at Saint Joseph's+	L	63-74
Feb. 4	St. Bonaventure+	W	90-66
Feb. 7	Rhode Island+	W	74-57
Feb. 9	Massachusetts+	W	68-67
Feb. 12	at George Washington+	L	62-68
Feb. 17	West Virginia+	W	93-88
Feb. 19	at Hartford (OT)	W	93-88
Feb. 21	Rutgers+	W	88-80
Feb. 23	at St. Bonaventure+	W	95-85
Feb. 28	at Temple+	L	51-65

### Atlantic 10 Tournament - Philadelphia, Pa.

Mar. 3	vs. Penn State	L	64-83
--------	----------------	---	-------

+ - indicates league games

CA - Game played at Pittsburgh Civic Arena

# - Madison Square Garden, NYC, N.Y.

## 1991-92

**Coach: John Carroll**

**Season Record: 13-15**

**Atlantic 10 Record: 6-10 (T-6th)**

Nov. 22	vs. UAB - LC	W	87-77
Nov. 23	at New Mexico - LC	L	85-91
Nov. 26	Iona	W	90-81
Dec. 2	Indiana (Pa.)	W	92-63
Dec. 7	at Temple+	L	78-94
Dec. 10	at Robert Morris	W	93-82
Dec. 21	at Xavier	W	108-104
Dec. 29	at Florida State	L	73-88
Jan. 2	at Rutgers+	L	66-82
Jan. 6	vs. Pittsburgh (CA)	L	69-93
Jan. 11	at West Virginia+	L	75-83
Jan. 13	Temple+	W	88-61
Jan. 18	St. Bonaventure+	W	85-57
Jan. 20	at George Washington+	W	67-63
Jan. 23	at Rhode Island+	L	65-78
Jan. 25	at Massachusetts+	L	68-87
Jan. 29	Saint Francis	W	94-70
Feb. 3	at Penn State	L	59-69
Feb. 5	Kent State (2 OT)	W	84-80
Feb. 9	Rhode Island+	L	74-77
Feb. 12	George Washington+	L	77-79
Feb. 15	at Saint Joseph's+	W	77-74
Feb. 22	Rutgers+	W	82-79
Feb. 25	at St. Bonaventure+	L	59-60
Feb. 27	Saint Joseph's+	L	87-100
Mar. 1	Massachusetts+	L	61-82
Mar. 4	West Virginia+	W	71-64

### Atlantic 10 Tournament - Philadelphia, Pa.

Mar. 8	vs. West Virginia	L	69-76
--------	-------------------	---	-------

+ - indicates league games

CA - Game played at Pittsburgh Civic Arena

LC - Lobo Classic, Albuquerque, N.M.

## 1992-93

**Coach: John Carroll**

**Season Record: 13-15**

**Midwestern Collegiate Conference: 5-9 (T-5th)**

Dec. 1	Penn State	W	76-65
Dec. 7	Robert Morris	W	97-79
Dec. 9	at Saint Francis	W	82-72
Dec. 12	at Kent	L	71-73
Dec. 15	Florida State (#10 AP)	W	91-84
Dec. 19	vs. Pittsburgh (CA)	L	91-102

# ALL-TIME RESULTS

Dec. 28	at Arizona State - AC	L	81-103
Dec. 29	vs. Richmond - AC	W	70-65
Jan. 6	at West Virginia	L	67-84
Jan. 11	St. Bonaventure	L	73-78
Jan. 14	Loyola (Ill.)+	L	65-67
Jan. 16	Detroit Mercy+	W	75-73
Jan. 21	at La Salle+	L	78-81
Jan. 23	Buffalo	W	81-68
Jan. 28	at Evansville+	L	64-69
Jan. 30	at Butler+	L	80-86
Feb. 4	at Dayton+	L	77-78
Feb. 6	at Xavier+	L	79-85
Feb. 11	Butler+	W	78-64
Feb. 13	Evansville+	L	71-74
Feb. 18	at Loyola (Ill.)+	W	79-71
Feb. 20	at Detroit Mercy+	L	70-73
Feb. 25	at Notre Dame (3 OT)	W	80-76
Feb. 27	La Salle+	L	65-68
Mar. 4	Dayton+	W	67-51
Mar. 6	Xavier (#18 AP)+	W	88-72
<b>MCC Tournament - Indianapolis, Ind.</b>			
Mar. 11	vs. Detroit Mercy	W	59-57
Mar. 12	vs. Xavier (#22 AP)	L	41-67

+ - indicates league games

CA - Game played at Pittsburgh Civic Arena

AC - Arizona State Classic, Tempe, Ariz.

## 1993-94

### NIT

**Coach: John Carroll**

**Season Record: 17-13**

**Atlantic 10 Record: 8-8 (T-3rd)**

Nov. 27	Robert Morris	W	91-70
Dec. 1	at UNC-Charlotte	L	58-81
Dec. 4	at Penn State	L	64-96
Dec. 8	Saint Francis	W	91-78
Dec. 14	Ohio (OT)	W	79-74
Dec. 18	vs. Pittsburgh (CA)	L	66-77
Dec. 20	at Richmond (OT)	W	67-60
Dec. 23	at Buffalo	W	73-50
Dec. 28	Saint Joseph's+	W	73-65
Jan. 5	Rhode Island+	W	78-71
Jan. 8	Massachusetts (#18 AP)+	L	53-70
Jan. 12	at George Washington+	L	72-87
Jan. 15	Notre Dame	W	75-63
Jan. 19	at Rhode Island+	W	79-62
Jan. 26	at West Virginia (#19 AP)+	L	67-87
Jan. 29	at Rutgers (OT)+	L	70-71
Feb. 3	George Washington+	W	71-56
Feb. 6	Rutgers+	W	88-71
Feb. 10	at Temple (#8 AP)+	L	49-51
Feb. 12	at St. Bonaventure (OT)+	W	78-77
Feb. 15	Florida Atlantic	W	82-71
Feb. 18	West Virginia+	W	68-64
Feb. 22	Temple (#8 AP)+	L	61-65
Feb. 24	St. Bonaventure+	W	97-76
Feb. 26	at Saint Joseph's+	L	68-82
Mar. 2	at Massachusetts (#11 AP)+	L	78-92

### Atlantic 10 Tournament - Philadelphia, Pa.

Mar. 6 vs. West Virginia W 70-68

Mar. 7 vs. Massachusetts (#9 AP) L 52-69

### National Invitation Tournament - Palumbo Center

Mar. 16 UNC-Charlotte W 75-73

Mar. 21 Villanova L 66-82

+ - indicates league games

CA - Game played at Pittsburgh Civic Arena

## 1994-95

**Coach: John Carroll**

**Career Record: 73-98 (.427) in six seasons**

**Season Record: 10-18**

**Atlantic 10 Record: 5-11 (8th)**

Nov. 28	Richmond	W	62-56
Nov. 30	Penn State	L	69-70
Dec. 3	UNC-Charlotte	L	70-79
Dec. 7	at Saint Francis	W	81-71
Dec. 19	vs. Pittsburgh (CA)	L	72-76
Dec. 22	at Robert Morris	W	87-58
Dec. 30	at Ohio U.	L	58-71
Jan. 4	at Rhode Island+	W	74-72
Jan. 7	Saint Joseph's+	L	62-67
Jan. 10	Temple+	W	64-62
Jan. 13	St. Bonaventure+	L	56-78
Jan. 16	at West Virginia+	L	76-77
Jan. 19	at Rutgers+	L	73-87
Jan. 22	at George Washington+	L	89-99
Jan. 24	Massachusetts (#1 AP)+	L	53-103
Jan. 28	at Saint Joseph's+	L	77-90
Jan. 30	at Temple+	W	62-55
Feb. 2	Rhode Island+	W	70-67
Feb. 5	Rutgers+	L	70-72
Feb. 8	at Notre Dame	L	62-77
Feb. 11	at St. Bonaventure+	W	66-63
Feb. 16	at Massachusetts (#5 AP)+	L	56-73
Feb. 18	at UAB	L	49-71
Feb. 24	George Washington (OT)+	L	65-72
Feb. 26	Florida Atlantic	W	74-47
Feb. 28	West Virginia+	L	76-88

### Atlantic 10 Tournament - Philadelphia, Pa.

Mar. 4	vs. Rhode Island	W	82-69
Mar. 5	vs. Massachusetts (#8 AP)	L	53-79

+ - indicates league games

CA - Game played at Pittsburgh Civic Arena

## 1995-96

**Coach: Scott Edgar (first season)**

**Season Record: 9-18**

**Atlantic 10 Record: 3-13 (T-5th West)**

Nov. 29	vs. Pittsburgh (CA)	L	74-84
Dec. 2	at Illinois State	W	77-65
Dec. 9	at West Virginia	L	77-93
Dec. 11	Coppin State	W	77-76
Dec. 16	Robert Morris	W	79-72
Dec. 23	Ohio	W	93-80
Dec. 28	vs. Georgetown (#6 AP) - h	L	86-88
Dec. 31	at Akron (OT)	W	76-75
Jan. 3	at Radford	L	64-65
Jan. 6	George Washington+	L	59-87
Jan. 10	Virginia Tech (#15 AP)+	L	69-88
Jan. 13	at Temple+	L	40-72
Jan. 16	at La Salle+	L	69-73
Jan. 20	Massachusetts (#1 AP)+	L	89-93
Jan. 27	at Rhode Island+	L	68-87
Jan. 29	Dayton+	W	59-56
Feb. 1	La Salle+	W	85-75
Feb. 4	Fordham+	W	87-75
Feb. 6	at Virginia Tech (#11 AP)+	L	63-69
Feb. 13	at St. Bonaventure+	L	72-74
Feb. 15	UAB	W	92-72
Feb. 17	Saint Joseph's+	L	70-76
Feb. 21	at George Washington+	L	72-84
Feb. 24	at Xavier (OT)+	L	105-116
Feb. 26	at Dayton+	L	69-72
Mar. 3	Xavier+	L	75-76

### Atlantic 10 Tournament - Philadelphia, Pa.

Mar. 6 vs. Saint Joseph's (OT) L 72-80

+ - indicates league games

CA - Game played at Pittsburgh Civic Arena

h - at Lakeland, Fla.

## 1996-97

**Coach: Scott Edgar**

**Season Record: 9-18**

**Atlantic 10 Record: 5-11 (T-5th West)**

Nov. 27	Saint Francis	W	79-68
Nov. 30	Akron	W	71-55
Dec. 4	at Western Kentucky	L	82-89
Dec. 7	Florida (CA)	L	85-95
Dec. 10	at Coppin State	L	57-91
Dec. 14	Illinois State	W	91-64
Dec. 21	vs. Pittsburgh (CA)	L	73-75
Dec. 28	at Ohio	L	67-85
Dec. 30	West Virginia	L	65-90
Jan. 4	Radford	W	102-92
Jan. 6	Virginia Tech+	W	76-63
Jan. 11	George Washington+	L	55-69
Jan. 16	Rhode Island+	L	83-85
Jan. 18	at La Salle+	L	77-79
Jan. 21	at Saint Joseph's+	L	74-82
Jan. 25	at Xavier (#16 AP)+	W	78-70
Jan. 30	Dayton+	W	80-71
Feb. 1	at Fordham+	L	59-60
Feb. 6	at Massachusetts+	L	71-73
Feb. 9	Temple+	L	68-83
Feb. 13	La Salle+	W	88-77
Feb. 17	at George Washington+	L	56-90
Feb. 20	Xavier (#16 AP)+	L	74-82
Feb. 23	at Virginia Tech+	L	62-76
Feb. 26	at Dayton+	L	64-78
Mar. 1	St. Bonaventure (OT)+	W	96-85

### Atlantic 10 Tournament - Philadelphia, Pa.

Mar. 5 vs. Temple L 47-64

+ - indicates league games

CA - Game played at Pittsburgh Civic Arena

## 1997-98

**Coach: Scott Edgar**

**Career Record: 29-55 (.345) in three seasons**

**Season Record: 11-19**

**Atlantic 10 Record: 5-11 (T-4th West)**

Nov. 21	vs. Southwest Mo. State - TC	L	67-88
Nov. 22	vs. Iona - TC	W	64-62
Nov. 23	vs. Tulsa - TC	L	52-72
Nov. 29	Youngstown State	L	70-76
Dec. 3	at Florida	L	66-99
Dec. 6	Radford	W	88-82
Dec. 8	Western Kentucky	W	74-64
Dec. 13	James Madison	L	63-66
Dec. 20	at Saint Francis	W	67-58
Dec. 23	Morgan State	W	85-78
Dec. 27	at West Virginia (#23 AP)	L	78-90
Dec. 31	at Akron	L	62-72
Jan. 3	Virginia Tech+	W	72-65
Jan. 7	at George Washington+	L	68-90
Jan. 10	at Rhode Island (#23 AP)+	L	76-83
Jan. 13	Fordham+	W	89-79
Jan. 17	Saint Joseph's+	W	88-77
Jan. 21	at Temple+	L	62-75
Jan. 24	George Washington+	L	83-94
Jan. 27	at Xavier (#24 AP)+	L	71-93
Jan. 31	La Salle+	W	89-78



# ALL-TIME RESULTS

Feb. 5	vs. Pittsburgh (CA)	W	80-69
Feb. 7	at Dayton+	L	78-86
Feb. 10	Massachusetts (#20 AP)+	L	68-74
Feb. 14	at St. Bonaventure+	W	71-61
Feb. 18	at La Salle+	L	77-80
Feb. 21	Xavier+	L	62-83
Feb. 25	Dayton+	L	62-68
Feb. 28	at Virginia Tech+	L	79-93

## Atlantic 10 Tournament - Philadelphia, Pa.

Mar. 4	vs. St. Bonaventure	L	62-75
--------	---------------------	---	-------

+ - indicates league games

TC - Top of the World Classic, Fairbanks, Alaska

CA - Game played at Pittsburgh Civic Arena

## 1998-99

**Coach: Darelle Porter (first season)**

**Season Record: 5-23**

**Atlantic 10 Record: 1-15 (6th West)**

Nov. 14	Albany	W	72-43
Nov. 18	West Virginia	W	59-50
Nov. 21	Buffalo	W	75-56
Nov. 23	at Maryland (#6 AP)	L	47-81
Nov. 28	Akron (OT)	L	82-84
Dec. 2	South Florida	L	57-67
Dec. 5	at Radford	W	71-67
Dec. 7	at James Madison	L	59-74
Dec. 12	vs. Furman - i (OT)	L	78-83
Dec. 22	at Canisius - j	L	71-88
Jan. 2	George Washington+	L	54-80
Jan. 6	at La Salle+	L	73-85
Jan. 9	Xavier+	L	42-56
Jan. 13	at Massachusetts+	L	55-69
Jan. 19	Temple+	L	52-75
Jan. 23	Dayton+	L	59-66
Jan. 25	vs. Pittsburgh (CA)	L	60-65
Jan. 28	at George Washington+	L	57-109
Jan. 30	Rhode Island+	L	56-72
Feb. 3	Virginia Tech+	L	58-59
Feb. 7	at Fordham+	L	52-71
Feb. 9	at Xavier+	L	54-72
Feb. 14	St. Bonaventure+	L	62-69
Feb. 17	at Dayton+	L	44-63
Feb. 20	La Salle+	W	86-78
Feb. 25	at Saint Joseph's+	L	68-75
Feb. 27	at Virginia Tech+	L	60-81

## Atlantic 10 Tournament - Philadelphia, Pa.

Mar. 3	vs. Massachusetts	L	70-80
--------	-------------------	---	-------

+ - indicates league games

i - at Albany, N.Y.

j - at Buffalo, N.Y.

MA - Game played at Pittsburgh Mellon Arena

## 1999-2000

**Coach: Darelle Porter**

**Season Record: 9-20**

**Atlantic 10 Record: 4-12 (6th West)**

Nov. 20	vs. Delaware*	L	81-86
Nov. 21	vs. St. Francis (N.Y.)*	L	63-64
Nov. 23	Northeastern	W	87-77
Nov. 30	at West Virginia - k	W	94-80
Dec. 4	at Ohio State (#15 AP)	L	55-87
Dec. 7	Canisius	W	77-67
Dec. 9	at South Florida	L	65-84
Dec. 20	vs. Pittsburgh (MA)	L	56-74
Dec. 23	at Michigan	L	67-79
Dec. 28	Rice	W	72-57
Dec. 30	Delaware State	W	72-57
Jan. 5	La Salle+	W	83-63

Jan. 8	at George Washington+	W	94-89
Jan. 12	at Virginia Tech+	L	59-80
Jan. 15	Xavier+	W	85-78
Jan. 18	at Rhode Island+	L	56-68
Jan. 22	Saint Joseph's+	L	59-62
Jan. 27	Massachusetts+	L	75-84
Jan. 29	at Temple (#24 AP)+	L	37-81
Feb. 2	George Washington+	L	76-84
Feb. 6	at Dayton+	L	77-93
Feb. 10	Hampton	L	64-71
Feb. 15	at Xavier+	L	66-95
Feb. 19	at St. Bonaventure+	L	62-71
Feb. 23	Fordham+	L	88-89
Feb. 27	Virginia Tech+	W	70-50
Mar. 2	Dayton+	L	64-94
Mar. 4	at La Salle+	L	58-67

## Atlantic 10 Tournament - Philadelphia, Pa.

Mar. 8	vs. Massachusetts	L	52-77
--------	-------------------	---	-------

+ - indicates league games

\* - Hoop Fest, Binghamton, N.Y.

k - Wheeling Civic Center, Wheeling, W.Va.

MA - Game played at Pittsburgh Mellon Arena

## 2000-01

**Coach: Darelle Porter**

**Career Record: 23-64 (.264) in three seasons**

**Season Record: 9-21**

**Atlantic 10 Record: 3-13 (T-10th)**

Nov. 19	North Carolina A&T	W	82-56
Nov. 21	UNC Wilmington	W	82-73
Nov. 24	vs. Coll. of Charleston - HP	L	66-69
Nov. 25	vs. Central Florida - HP	W	90-79
Nov. 26	vs. Siena - HP	L	89-91
Nov. 28	West Virginia	L	73-81
Dec. 2	at Bowling Green	L	77-92
Dec. 5	at Buffalo	L	59-64
Dec. 8	at Purdue - BI	L	52-78
Dec. 9	vs. Northern Arizona - BI	W	65-62
Dec. 12	Ohio	W	94-89
Dec. 21	vs. Pittsburgh (MA)	W	71-70
Dec. 30	at Rice	L	68-81
Jan. 3	at Saint Joseph's+	L	60-75
Jan. 6	at Dayton+	L	61-70
Jan. 10	Rhode Island+	W	83-69
Jan. 17	at La Salle+	L	69-82
Jan. 20	at Massachusetts - I+	L	69-80
Jan. 23	George Washington+	L	75-77
Jan. 27	Xavier+	L	48-81
Feb. 1	Temple+	L	58-84
Feb. 3	Dayton+	L	63-82
Feb. 7	at St. Bonaventure+	L	70-82
Feb. 11	at George Washington+	L	66-92
Feb. 14	at Fordham+	L	84-91
Feb. 17	St. Bonaventure+	W	72-60
Feb. 20	La Salle+	W	60-55
Feb. 25	Saint Joseph's (#23 AP)+	L	70-90
Feb. 28	at Rhode Island+	L	75-86

## Atlantic 10 Tournament - Philadelphia, Pa.

Mar. 7	vs. George Washington	L	65-88
--------	-----------------------	---	-------

+ - indicates league games

HP - Hawaii Pacific Thanksgiving Classic, Honolulu

BI - Boilermaker Invitational, West Lafayette, Ind.

I - Springfield Civic Center, Springfield, Mass.

MA - Game played at Pittsburgh Mellon Arena

## 2001-02

**Coach: Danny Nee (first season)**

**Season Record: 9-19**

**Atlantic 10 Record: 4-12 (6th West)**

Nov. 18	Maryland Eastern Shore	W	76-52
Nov. 26	Vermont (OT)	W	82-77
Nov. 29	at Ohio	L	60-73
Dec. 1	at Cincinnati	L	41-74
Dec. 5	Bowling Green	L	62-64
Dec. 8	at UNC Wilmington	L	52-64
Dec. 19	at West Virginia	W	68-61
Dec. 22	vs. Pittsburgh (MA)	L	63-78
Dec. 27	at Cleveland State	L	64-82
Dec. 29	Liberty	W	84-66
Dec. 31	George Mason	W	64-48
Jan. 6	at George Washington+	L	50-74
Jan. 9	at Temple+	L	48-85
Jan. 12	Dayton+	L	44-88
Jan. 16	La Salle+	L	54-62
Jan. 19	at St. Bonaventure (OT)+	L	89-96
Jan. 23	Saint Joseph's+	L	47-63
Jan. 26	at Richmond+	L	51-55
Jan. 30	at Xavier+	L	65-79
Feb. 2	Fordham+	W	95-66
Feb. 6	Massachusetts+	W	78-69
Feb. 9	at Rhode Island+	W	72-69
Feb. 13	at Dayton+	L	50-82
Feb. 16	George Washington+	W	79-69
Feb. 19	at La Salle+	L	65-80
Feb. 24	Xavier+	L	66-80
Mar. 2	Richmond+	L	57-83

## Atlantic 10 Tournament - Philadelphia, Pa.

Mar. 6	vs. St. Bonaventure	L	66-81
--------	---------------------	---	-------

+ - indicates league games

MA - Game played at Pittsburgh Mellon Arena

## 2002-03

**Coach: Danny Nee**

**Season Record: 10-20**

**Atlantic 10 Record: 4-12 (6th West)**

Nov. 23	at Pittsburgh (#5 AP)	L	67-82
Nov. 25	West Virginia	W	86-82
Nov. 27	Cleveland State	L	67-74
Nov. 30	at Maryland (#11 AP)	L	39-89
Dec. 2	at George Mason	L	72-79
Dec. 7	Mount St. Mary's	L	63-77
Dec. 18	Youngstown State	W	61-56
Dec. 20	vs. Sacred Heart - SJ	W	74-63
Dec. 21	vs. Troy State - SJ	L	69-73
Dec. 22	vs. Denver - SJ	L	48-49
Dec. 27	vs. St. Francis (N.Y.) - NC	W	67-57
Dec. 28	at Florida Int'l - NC (OT)	W	71-68
Dec. 31	Md.-Eastern Shore (OT)	W	74-71
Jan. 5	at Saint Joseph's+	L	56-76
Jan. 8	Temple+	W	61-54
Jan. 11	at Dayton+	L	72-77
Jan. 18	Richmond+	L	69-75
Jan. 21	at Xavier+	L	58-93
Jan. 25	St. Bonaventure - X+	W	78-86
Jan. 28	at Richmond+	L	47-84
Feb. 1	at George Washington+	L	58-68
Feb. 5	Dayton+	L	75-76
Feb. 8	La Salle+	L	74-82
Feb. 15	at Fordham+	W	74-65
Feb. 19	George Washington+	W	78-73
Feb. 23	at Massachusetts+	L	55-70
Feb. 26	Xavier (#13 AP) (OT)+	L	78-80

# ALL-TIME RESULTS

Mar. 1	at La Salle+	L	66-71
Mar. 8	Rhode Island+	L	71-76
<b>Atlantic 10 Tournament - Kingston, R.I.</b>			
Mar. 10	at Rhode Island	L	73-75

+ - indicates league games

SJ - San Juan Shootout, Caguas, Puerto Rico

NC - FIU New Year's Classic, Miami, Fla.

X - St. Bonaventure game later forfeited (ineligible player)

## 2003-04

**Coach: Danny Nee**

**Season Record: 12-17**

**Atlantic 10 Record: 6-10 (5th West)**

Nov. 25	Prairie View A&M	W	77-57
Nov. 29	Siena	L	68-78
Dec. 3	Pittsburgh (#22 AP)	L	45-59
Dec. 6	Loyola (Md.)	W	70-61
Dec. 13	at West Virginia (OT)	L	84-88
Dec. 17	at Akron (OT)	L	61-64
Dec. 20	George Mason	L	70-80
Dec. 22	at Minnesota (OT)	L	69-74
Dec. 28	Robert Morris	W	91-70
Dec. 31	Cornell	W	70-69
Jan. 3	at Richmond+	L	66-69
Jan. 7	Ohio	W	96-91
Jan. 10	Saint Joseph's (#9 AP)+	L	61-78
Jan. 14	Xavier+	W	71-58
Jan. 18	Massachusetts+	W	88-62
Jan. 21	at Rhode Island+	W	72-55
Jan. 24	at George Washington+	L	63-83
Jan. 28	La Salle+	L	70-74
Feb. 1	at St. Bonaventure+	W	85-78
Feb. 7	Richmond+	L	51-71
Feb. 11	at La Salle+	L	55-71
Feb. 15	at Dayton+	L	58-70
Feb. 18	at Temple+	L	65-83
Feb. 21	George Washington+	L	63-86
Feb. 25	Fordham+	W	93-56
Feb. 28	at Xavier+	W	74-68
Mar. 6	Dayton+	L	69-73

### Atlantic 10 Tournament - Dayton, Ohio

Mar. 10	vs. Massachusetts	W	79-76
Mar. 11	at Dayton	L	56-69

+ - indicates league games

## 2004-05

**Coach: Danny Nee**

**Season Record: 8-22**

**Atlantic 10 Record: 5-11 (T-5th West)**

Nov. 12	vs. Santa Clara - NA	L	65-74
Nov. 13	vs. North Carolina A&T - NA	W	82-69
Nov. 14	at New Mexico - NA	L	74-82
Nov. 20	Lafayette	L	71-85
Nov. 24	West Virginia	L	69-72
Nov. 27	at George Mason	L	58-79
Dec. 1	Akron	L	65-77
Dec. 4	at Pittsburgh (#13 AP)	L	57-87
Dec. 11	UMBC	W	76-69
Dec. 18	at Ohio	L	60-73
Dec. 22	at Boston College	L	70-88
Dec. 29	at Robert Morris	L	63-74
Dec. 31	Youngstown State	W	78-54
Jan. 5	at Dayton (2 OT)+	W	94-93
Jan. 8	George Washington (#24 AP)+	L	57-81
Jan. 12	at Xavier+	L	52-73
Jan. 15	Dayton+	L	60-71
Jan. 19	Rhode Island+	L	69-76

Jan. 23	St. Bonaventure+	W	83-70
Jan. 29	at La Salle+	W	72-67
Feb. 1	at Richmond+	L	71-72
Feb. 5	at Saint Joseph's+	L	60-83
Feb. 13	Xavier+	L	72-83
Feb. 16	Temple+	L	62-68
Feb. 19	at George Washington+	L	57-80
Feb. 23	La Salle+	W	77-72
Feb. 27	Richmond+	L	62-76
Mar. 2	at Fordham+	W	61-57
Mar. 5	at Massachusetts+	L	64-69

### Atlantic 10 Tournament - Cincinnati, Ohio

Mar. 9	vs. Fordham	L	53-65
--------	-------------	---	-------

+ - indicates league games

NA - NABC Classic, Albuquerque, N.M.

## 2005-06

**Coach: Danny Nee**

**Career Record: 42-102 (.292) in five seasons**

**Season Record: 3-24**

**Atlantic 10 Record: 1-15 (14th)**

Nov. 22	Arkansas-Pine Bluff	L	56-64
Nov. 26	at Oakland	L	53-77
Nov. 30	at Akron	L	61-79
Dec. 3	Robert Morris	W	73-58
Dec. 7	Pittsburgh	L	60-71
Dec. 10	at West Virginia	L	66-86
Dec. 17	at Youngstown State	L	51-72
Dec. 20	The Citadel	W	90-61
Dec. 27	Boston College (#13 AP)	L	69-81
Dec. 30	Troy - DT	L	72-78
Dec. 31	Appalachian State - DT	L	68-71
Jan. 4	at La Salle+	L	61-84
Jan. 7	Massachusetts+	L	63-82
Jan. 11	Richmond+	L	48-62
Jan. 15	at Fordham+	L	63-90
Jan. 21	at Dayton+	L	63-85
Jan. 25	George Washington (#14 AP)+	L	78-94
Jan. 28	at St. Bonaventure+	W	86-82
Feb. 1	La Salle+	L	66-75
Feb. 4	Fordham+	L	81-90
Feb. 8	at Rhode Island+	L	69-79
Feb. 11	at Temple+	L	52-76
Feb. 15	Saint Louis+	L	57-70
Feb. 18	at Xavier+	L	70-91
Feb. 25	St. Bonaventure+	L	76-77
Mar. 1	at Charlotte+	L	71-77
Mar. 4	Saint Joseph's+	L	63-79

DT - Duquesne Holiday Tournament, A.J. Palumbo Center

+ - indicates league games

## 2006-07

**Coach: Ron Everhart (first season)**

**Season Record: 10-19**

**Atlantic 10 Record: 6-10 (T-10th)**

Nov. 13	Youngstown State	W	81-75
Nov. 18	UNC Asheville	W	77-76
Nov. 20	Northern Illinois (OT)	L	82-87
Nov. 22	Oakland	L	53-67
Nov. 25	at Northern Illinois	L	74-85
Dec. 2	at Robert Morris	L	72-73
Dec. 6	at Pittsburgh (#2 AP)	L	56-73
Dec. 9	West Virginia	L	54-85
Dec. 16	at Niagara	L	74-78
Dec. 22	at Saint Francis	W	72-71
Dec. 28	at Boston College (OT)	W	98-93
Jan. 3	at Saint Joseph's+	L	41-89

Jan. 6	at Saint Louis+	W	73-63
Jan. 10	La Salle+	L	63-79
Jan. 14	Fordham+	L	59-71
Jan. 21	at Massachusetts+	L	87-101
Jan. 24	Dayton+	W	93-89
Jan. 27	Temple+	W	96-92
Jan. 31	Xavier+	W	93-91
Feb. 3	at St. Bonaventure+	W	111-92
Feb. 7	at La Salle+	W	111-105
Feb. 11	Rhode Island+	L	87-111
Feb. 14	at Richmond+	L	66-69
Feb. 18	at Fordham+	L	83-86
Feb. 21	Charlotte+	L	90-99
Feb. 24	St. Bonaventure+	L	94-97
Feb. 26	Akron	L	74-87
Mar. 3	at George Washington+	L	80-88

### Atlantic 10 Tournament - Atlantic City, N.J.

Mar. 7	vs. Saint Louis	L	77-78
--------	-----------------	---	-------

+ - indicates league games

## 2007-08

**Coach: Ron Everhart**

**Season Record: 17-13**

**Atlantic 10 Record: 7-9 (T-9th)**

Nov. 9	Howard	W	129-59
Nov. 12	Winston-Salem State	W	93-63
Nov. 17	at Rice	W	86-59
Nov. 20	at Oakland	W	92-77
Nov. 24	Niagara	W	76-65
Nov. 30	vs. Cal State Northridge - IR	W	97-74
Dec. 1	at Drake - IR	L	73-77
Dec. 5	Pittsburgh (#2 AP)	L	68-73
Dec. 8	at West Virginia	L	68-92
Dec. 21	Saint Francis	W	99-80
Dec. 28	Robert Morris	W	86-70
Dec. 30	South Carolina Upstate	W	84-66
Jan. 2	at Bowling Green	W	96-78
Jan. 9	Fordham+	W	74-62
Jan. 13	at Rhode Island (#22 AP)+	L	78-80
Jan. 19	at Fordham+	L	74-75
Jan. 23	St. Bonaventure+	W	83-67
Jan. 26	George Washington+	W	92-67
Jan. 30	Massachusetts+	L	80-94
Feb. 2	at St. Bonaventure+	L	59-74
Feb. 6	Saint Joseph's+	W	102-88
Feb. 9	at La Salle+	W	101-84
Feb. 13	at Dayton+	W	63-61
Feb. 16	Richmond+	L	63-66
Feb. 21	at Xavier (#10 AP)+	L	48-75
Feb. 24	La Salle+	L	72-75
Mar. 2	at Charlotte+	L	82-89
Mar. 5	at Temple+	L	85-90
Mar. 8	Saint Louis+	W	85-58

### Atlantic 10 Tournament - Atlantic City, N.J.

Mar. 12	vs. La Salle	L	79-82
---------	--------------	---	-------

IR - Iowa Realty Invitational, Des Moines, Iowa

+ - indicates league games

## 2008-09

**NIT**

**Coach: Ron Everhart**

**Season Record: 21-13**

**Atlantic 10 Record: 9-7 (T-5th)**

Nov. 14	High Point	W	84-55
Nov. 20	at Saint Francis	W	83-72
Nov. 23	Furman	W	85-65
Nov. 25	at South Carolina Upstate	W	79-69



# ALL-TIME RESULTS

Nov. 28	at Duke (#7 AP)	L	72-95
Dec. 3	at Pittsburgh (#3 AP)	L	51-78
Dec. 10	at Radford	W	94-75
Dec. 13	West Virginia	L	63-68
Dec. 17	Old Dominion	L	60-86
Dec. 20	Rice	W	80-64
Dec. 22	North Carolina Central	W	97-79
Dec. 28	at Robert Morris	W	88-62
Dec. 31	Bowling Green	W	76-65
Jan. 7	Charlotte+	W	76-71
Jan. 10	at St. Bonaventure+	W	98-80
Jan. 14	George Washington+	W	88-83
Jan. 17	Dayton+	L	69-78
Jan. 21	at Saint Joseph's (OT)+	L	98-99
Jan. 25	at Fordham+	W	89-68
Jan. 31	St. Bonaventure+	W	74-68
Feb. 4	at Saint Louis (OT)+	L	74-78
Feb. 7	Xavier (#9 AP)+	W	72-68
Feb. 11	at Richmond+	L	67-71
Feb. 15	Temple+	L	73-78
Feb. 22	at La Salle+	W	79-68
Feb. 25	at Massachusetts+	W	94-77
Mar. 1	Rhode Island+	L	71-73
Mar. 4	Saint Louis+	W	70-68
Mar. 7	at Dayton+	L	61-74

## Atlantic 10 Tournament - Atlantic City, N.J.

Mar. 11	vs. Massachusetts	W	91-81
Mar. 12	vs. Rhode Island	W	78-74
Mar. 13	vs. Dayton	W	77-66
Mar. 14	vs. Temple	L	64-69

## National Invitation Tournament - Blacksburg, Va.

Mar. 18	at Virginia Tech (2OT)	L	108-116
---------	------------------------	---	---------

+ - indicates league games

## 2009-10

### CBI

**Coach: Ron Everhart**

**Season Record: 16-16**

**Atlantic 10 Record: 7-9 (T-8th)**

Nov. 13	Nicholls State	W	85-62
Nov. 17	at Iowa - CBE	W	52-50
Nov. 23	vs. Binghamton - CBE	W	70-52
Nov. 24	vs. Ark.-Monticello - CBE (OT)	W	75-72
Nov. 25	at Western Carolina - CBE	L	77-83
Nov. 29	Radford	W	71-63
Dec. 2	Pittsburgh (2OT) (MA)	L	58-67
Dec. 5	Savannah State - CCC	W	58-44
Dec. 9	at West Virginia (#6 AP)	L	39-68
Dec. 12	Robert Morris	W	59-54
Dec. 16	Canisius (2OT)	W	86-77
Dec. 19	at IUPUI	L	64-73
Dec. 22	Saint Francis	W	86-56
Dec. 30	at Old Dominion	L	54-63
Jan. 6	Richmond+	L	68-80
Jan. 9	at Dayton (OT)+	L	72-78
Jan. 13	Saint Louis (2OT)+	L	75-79
Jan. 20	at Rhode Island+	L	67-75
Jan. 23	St. Bonaventure+	W	70-69
Jan. 28	at Xavier+	L	50-86
Jan. 31	Saint Joseph's+	W	74-71
Feb. 3	at Temple (#19 AP)+	L	60-76
Feb. 6	at George Washington+	W	70-63
Feb. 11	Massachusetts (OT)+	L	80-84
Feb. 14	La Salle+	W	103-82
Feb. 17	at Charlotte+	W	83-77
Feb. 21	Dayton+	W	73-71
Feb. 27	at Saint Louis+	L	59-69

Mar. 3	at St. Bonaventure+	L	80-92
Mar. 5	Fordham+	W	111-100

## Atlantic 10 Tournament - Olean, N.Y.

Mar. 9	at St. Bonaventure	L	71-83
--------	--------------------	---	-------

## College Basketball Invitational

Mar. 17	at Princeton	L	51-65
---------	--------------	---	-------

*CBE - O'Reilly Auto Parts CBE Classic at Cullowhee, N.C.*

*CCC - Chuck Cooper Classic*

*MA - Last basketball game played at Pittsburgh Mellon Arena*

+ - indicates league games

## 2010-11

### CBI

**Coach: Ron Everhart**

**Season Record: 19-13**

**Atlantic 10 Record: 10-6 (T-4th)**

Nov. 13	Bluefield State	W	110-67
Nov. 19	at Robert Morris	L	63-69
Nov. 22	at Bowling Green	W	90-54
Nov. 27	UMBC	W	101-69
Dec. 1	vs. Pitt (#3 AP) (CEC)	L	66-80
Dec. 4	at Penn State	L	73-77
Dec. 8	at Green Bay	W	81-71
Dec. 12	West Virginia (CEC)	L	61-64
Dec. 18	IUPUI	W	81-54
Dec. 22	George Mason (2OT)	L	79-85
Dec. 31	Northwestern State	W	91-64
Jan. 2	Norfolk State	W	95-73
Jan. 5	at Saint Joseph's+	W	75-63
Jan. 8	at Houston Baptist	W	81-64
Jan. 12	Saint Louis+	W	67-45
Jan. 15	Temple (#19 AP)+	W	78-66
Jan. 19	at La Salle+	W	88-71
Jan. 22	Charlotte+	W	83-67
Jan. 26	at Fordham+	W	91-72
Jan. 30	Dayton (CEC)+	W	82-64
Feb. 2	George Washington+	W	84-59
Feb. 5	at St. Bonaventure+	L	62-64
Feb. 13	Xavier - CCC (CEC)+	L	63-71
Feb. 16	at Massachusetts+	W	81-63
Feb. 19	at Dayton+	L	63-64
Feb. 23	Rhode Island+	L	76-77
Feb. 26	at Saint Louis+	L	51-62
Mar. 2	St. Bonaventure+	W	70-64
Mar. 5	at Richmond+	L	56-68

## Atlantic 10 Tournament - Atlantic City, N.J.

Mar. 11	vs. Saint Joseph's (OT)	L	90-93
---------	-------------------------	---	-------

## College Basketball Invitational

Mar. 16	at Montana	W	87-76
---------	------------	---	-------

Mar. 21	at Oregon	L	75-77
---------	-----------	---	-------

*CEC - game at CONSOL Energy Center*

*CCC - Chuck Cooper Classic*

+ - indicates league games

## 2011-12

**Coach: Ron Everhart**

**Career Record: 99-89 (.527) in six seasons**

**Season Record: 16-15**

**Atlantic 10 Record: 7-9 (T-9th)**

Nov. 9	at Arizona (#16 AP) - 2K	L	59-67
Nov. 13	Green Bay	W	84-66
Nov. 18	vs. District of Columbia - 2K	W	97-81
Nov. 19	vs. Akron - 2K	W	81-76
Nov. 20	at Valparaiso - 2K	L	68-84
Nov. 26	Louisiana-Lafayette	W	84-65
Nov. 30	vs. Pitt (#17 AP) (CEC)	L	69-80
Dec. 3	Tennessee Tech	W	77-67
Dec. 6	Robert Morris	L	60-64

Dec. 10	Penn State (CEC)	W	66-59
Dec. 17	at Western Michigan	L	71-85
Dec. 21	at George Mason	W	75-64
Dec. 28	Bowling Green	W	86-76
Dec. 31	Houston Baptist	W	118-72
Jan. 4	Saint Joseph's (OT)+	L	82-84
Jan. 7	St. Bonaventure+	W	66-52
Jan. 11	at Xavier+	L	50-78
Jan. 14	at Rhode Island+	W	78-71
Jan. 18	Massachusetts+	W	80-69
Jan. 21	at Saint Louis+	L	41-68
Jan. 28	La Salle+	L	68-71
Feb. 1	at Dayton+	W	83-73
Feb. 4	Richmond - CCC+	W	81-72
Feb. 11	at St. Bonaventure+	L	48-69
Feb. 15	Fordham+	W	77-67
Feb. 18	at Temple+	L	59-78
Feb. 22	Dayton+	L	62-74
Feb. 25	at George Washington+	L	51-56
Feb. 29	at Charlotte+	W	88-77
Mar. 3	Saint Louis+	L	60-75

## Atlantic 10 Tournament - Amherst, Mass.

Mar. 6	at Massachusetts	L	83-92
--------	------------------	---	-------

*CEC - game at CONSOL Energy Center*

*2K - 2K Sports Classic at Valparaiso, Ind.*

*CCC - Chuck Cooper Classic*

+ - indicates league games

## 2012-13

**Coach: Jim Ferry (first season)**

**Season Record: 8-22**

**Atlantic 10 Record: 1-15 (16th)**

Nov. 9	at Albany	L	66-69
Nov. 11	at Georgetown - LC	L	55-61
Nov. 19	James Madison - LC (OT)	W	90-88
Nov. 20	North Dakota State - LC	L	43-57
Nov. 21	Youngstown State - LC	W	84-74
Nov. 28	at Appalachian State	W	73-72
Dec. 1	Maine	W	87-73
Dec. 5	vs. Pittsburgh (CEC)	L	45-66
Dec. 8	New Orleans	W	88-70
Dec. 11	West Virginia (CEC)	W	60-56
Dec. 15	at Robert Morris	L	69-91
Dec. 19	Western Michigan	W	71-66
Dec. 22	at Louisiana-Lafayette	L	79-91
Dec. 29	at Penn State	L	74-84
Jan. 9	at Fordham+	L	75-82
Jan. 12	Saint Joseph's+	L	66-74
Jan. 17	at Massachusetts+	L	66-79
Jan. 19	VCU (#22 AP) (CEC)+	L	63-90
Jan. 23	Saint Louis+	L	64-73
Jan. 26	at Dayton+	L	56-72
Feb. 2	at St. Bonaventure+	L	60-68
Feb. 6	George Washington+	L	57-79
Feb. 9	Xavier - CCC (CEC)+	L	65-73
Feb. 14	at Temple+	W	84-83
Feb. 16	Rhode Island+	L	62-67
Feb. 19	at Butler (#15 AP)+	L	49-68
Feb. 23	St. Bonaventure+	L	71-78
Mar. 2	at La Salle+	L	64-97
Mar. 6	Charlotte (OT)+	L	87-89
Mar. 9	at Richmond+	L	55-79

*CEC - game at CONSOL Energy Center*

*LC - Legends Classic*

*CCC - Chuck Cooper Classic*

+ - indicates league games

# ALL-TIME RESULTS

## 2013-14

**Coach: Jim Ferry**

**Season Record: 13-17**

**Atlantic 10 Record: 5-11 (T-10th)**

Nov. 9	Abilene Christian	W	94-75
Nov. 13	New Hampshire	L	81-84
Nov. 17	at West Virginia	L	83-96
Nov. 20	Albany	W	70-59
Nov. 30	vs. Pittsburgh (CEC)	L	67-84
Dec. 4	UMBC	W	94-88
Dec. 11	Penn State (CEC)	L	59-68
Dec. 14	Robert Morris	L	63-67
Dec. 17	at Saint Francis, Pa.	W	78-71
Dec. 21	at UMass Lowell	W	95-77
Dec. 29	at Texas-Pan American	W	88-69
Jan. 2	Appalachian State	W	79-55
Jan. 8	Fordham+	W	87-81
Jan. 12	La Salle+	L	56-75
Jan. 15	at Saint Joseph's+	L	75-84
Jan. 18	at VCU+	L	65-80
Jan. 22	Saint Louis (#19 AP)+	L	72-76
Jan. 25	St. Bonaventure+	W	83-81
Jan. 29	at NJIT	W	71-64
Feb. 1	at La Salle+	L	63-71
Feb. 5	at George Washington+	L	57-71
Feb. 8	George Mason - CCC+	L	68-74
Feb. 12	Richmond+	L	58-75
Feb. 15	at Rhode Island+	W	83-71
Feb. 19	at St. Bonaventure+	L	67-71
Feb. 22	Dayton (CEC)+	L	54-57
Feb. 27	at Saint Louis (#10 AP)+	W	71-64
Mar. 5	Massachusetts+	L	74-78
Mar. 8	at George Mason+	W	81-69
<b>Atlantic 10 Tournament - Brooklyn, N.Y.</b>			
Mar. 13	vs. Richmond	L	64-76

CEC - game at CONSOL Energy Center  
CCC - Chuck Cooper Classic  
+ - indicates league games

## 2014-15

**Coach: Jim Ferry**

**Season Record: 12-19**

**Atlantic 10 Record: 6-12 (11th)**

Nov. 15	Bluefield State	W	91-51
Nov. 22	at Abilene Christian	W	102-81
Nov. 29	NJIT	L	81-84
Dec. 2	Howard	W	81-63
Dec. 5	vs. Pitt	L	62-76
Dec. 10	at Penn State	L	62-64
Dec. 13	at Robert Morris	L	59-75
Dec. 17	Saint Francis, Pa.	L	52-67
Dec. 20	UMass Lowell	W	79-63
Dec. 28	Maryland Eastern Shore	L	69-78
Dec. 30	Texas-Pan American	W	78-72
Jan. 3	at Dayton+	L	55-81
Jan. 7	Saint Joseph's+	W	71-68
Jan. 10	Rhode Island+	L	60-61
Jan. 14	at Saint Louis+	L	69-78
Jan. 17	VCU (#17 AP) (CEC)+	L	64-70
Jan. 22	St. Bonaventure (OT)+	L	97-100
Jan. 24	at George Washington+	L	59-74
Jan. 28	at Richmond+	L	55-86
Jan. 31	George Mason+	W	62-53
Feb. 7	at Davidson+	L	69-95
Feb. 11	George Washington+	W	78-62
Feb. 14	at Massachusetts+	L	74-82
Feb. 18	at La Salle+	L	72-87

Feb. 21	Dayton - CCC (CEC)+	W	83-73
Feb. 25	Saint Louis+	W	79-66
Feb. 28	at St. Bonaventure+	L	75-92
Mar. 4	at Fordham+	W	81-66
Mar. 7	Davidson+	L	78-107

### Atlantic 10 Tournament - Brooklyn, N.Y.

Mar. 11	vs. Saint Louis	W	61-55
Mar. 12	vs. George Washington	L	55-73

CEC - game at CONSOL Energy Center  
CCC - Chuck Cooper Classic  
+ - indicates league games

## 2015-16

**CBI**

**Coach: Jim Ferry**

**Season Record: 17-17**

**Atlantic 10 Record: 6-12 (T-10th)**

Nov. 13	Seton Hill - GC	W	96-71
Nov. 16	New Orleans	W	95-75
Nov. 20	Penn State (CEC)	W	78-52
Nov. 23	vs. Pepperdine - GC	L	70-84
Nov. 24	vs. Milwaukee - GC (OT)	W	96-92
Nov. 25	vs. Western Kentucky - GC	W	81-73
Dec. 1	Mississippi Valley State	W	91-77
Dec. 4	vs. Pitt (CEC)	L	75-96
Dec. 8	UMBC	W	89-70
Dec. 12	at Saint Francis U - 1	W	67-65
Dec. 16	South Carolina State	W	83-68
Dec. 19	Robert Morris	W	72-65
Dec. 29	at Georgia Tech	L	67-73
Jan. 2	Dayton+	L	58-66
Jan. 6	at Davidson+	L	66-77
Jan. 9	at George Washington+	L	64-91
Jan. 13	Saint Louis+	W	81-71
Jan. 16	St. Bonaventure+	W	95-88
Jan. 20	at VCU+	L	71-93
Jan. 22	at George Mason+	W	86-75
Jan. 26	La Salle+	W	87-60
Jan. 30	at Saint Louis+	W	78-67
Feb. 6	Davidson+	L	82-93
Feb. 9	at Dayton (#19 AP)+	L	74-76
Feb. 14	Massachusetts - CCC+ (OT)	L	99-108
Feb. 17	George Washington+	L	74-81
Feb. 20	at Rhode Island+	L	74-77
Feb. 24	at St. Bonaventure+	L	76-80
Feb. 27	Richmond+	L	67-83
Mar. 2	Fordham+	L	69-78
Mar. 5	at Saint Joseph's+	W	78-70
<b>Atlantic 10 Tournament, Brooklyn, N.Y.</b>			
Mar. 9	vs. La Salle	L	73-88

### College Basketball Invitational

Mar. 16	Omaha	W	120-112
Mar. 21	at Morehead State	L	72-82

GC - Gulf Coast Showcase, Estero, Fla.  
(Nov. 13 Seton Hill game at Palumbo Center)  
1 - at Cambria County War Memorial, Johnstown, Pa.  
CEC - game at CONSOL Energy Center  
CCC - Chuck Cooper Classic  
+ - indicates league games

## 2016-17

**Coach: Jim Ferry**

**Career Record: 60-97 (.382) in five seasons**

**Season Record: 10-22**

**Atlantic 10 Record: 3-15 (14th)**

Nov. 11	Loyola, Md.	W	65-60
Nov. 13	at Penn State	L	74-82
Nov. 16	Saint Francis U	W	89-75
Nov. 18	Canisius - BS	L	77-78
Nov. 20	at Kentucky (#2 AP) - BS	L	59-93
Nov. 23	UT Martin - BS	L	63-66
Nov. 27	Cleveland State - BS	W	78-71
Nov. 30	UMBC	L	72-81
Dec. 2	vs. Pitt (PPG)	W	64-55
Dec. 6	at Robert Morris (PPG)	L	60-64
Dec. 10	Central Connecticut	W	70-67
Dec. 19	Jackson State	W	74-62
Dec. 22	Colgate	W	70-57
Dec. 30	at Fordham+	W	75-72
Jan. 4	VCU+	L	87-94
Jan. 7	at La Salle+	L	81-88
Jan. 11	Saint Louis+	W	73-66
Jan. 14	Dayton (PPG)+	L	57-76
Jan. 18	at George Washington+	L	63-65
Jan. 21	Rhode Island - CCC+	L	69-90
Jan. 24	at Davidson+	L	60-74
Jan. 28	at Richmond+	L	90-101
Feb. 1	St. Bonaventure+	L	64-71
Feb. 4	at Dayton+	L	53-90
Feb. 11	at Saint Louis+	L	81-87
Feb. 15	Massachusetts+	W	96-66
Feb. 19	George Washington+	L	70-77
Feb. 22	Fordham+	L	52-70
Feb. 25	at St. Bonaventure+	L	77-80
Mar. 1	at George Mason+	L	62-63
Mar. 4	Saint Joseph's+	L	60-63

### Atlantic 10 Tournament - Pittsburgh, Pa.

Mar. 8	vs. Saint Louis	L	71-72
--------	-----------------	---	-------

BS - Bluegrass Showcase  
PPG - game at PPG Paints Arena  
CCC - Chuck Cooper Classic  
+ - indicates league games

## 2017-18

**Coach: Keith Dambrot (first season)**

**Season Record: 16-16**

**Atlantic 10 Record: 7-11 (T-10th)**

Nov. 11	St. Francis Brooklyn	W	80-70
Nov. 14	VMI	W	77-61
Nov. 19	Robert Morris	L	59-66
Nov. 27	Cornell	L	71-78
Dec. 1	vs. Pitt (PPG)	L	64-76
Dec. 4	Maryland Eastern Shore	W	86-61
Dec. 6	Stetson	W	73-59
Dec. 9	Delaware State	W	97-48
Dec. 13	Mississippi Valley State	W	73-49
Dec. 17	North Carolina A&T - LVC	W	74-58
Dec. 19	Lamar - LVC	W	65-64
Dec. 22	vs. San Francisco - LVC	W	67-65
Dec. 23	vs. Southern Illinois - LVC	L	64-74
Dec. 30	Dayton+	W	70-62
Jan. 3	George Washington+	W	69-52
Jan. 6	at Fordham+	W	64-41
Jan. 9	at VCU+	L	67-78
Jan. 13	La Salle (3OT)+	W	101-94
Jan. 17	at Saint Louis+	L	63-76
Jan. 20	George Mason (2OT)+	W	95-89

# ALL-TIME RESULTS / MILESTONE WINS

Jan. 24	Richmond (OT)+	L	73-77
Jan. 27	at Rhode Island (#24 AP) +	L	58-61
Jan. 31	at George Washington+	W	75-73
Feb. 3	St. Bonaventure+	L	81-84
Feb. 7	at Dayton+	L	73-88
Feb. 10	Fordham+	L	57-80
Feb. 17	at Saint Joseph's+	L	75-82
Feb. 21	at St. Bonaventure+	L	67-73
Feb. 24	Davidson - CCC+	L	60-71
Feb. 28	Saint Louis+	W	76-69
Mar. 3	at Massachusetts+	L	75-85
<b>Atlantic 10 Tournament - Washington, D.C.</b>			
Mar. 8	vs. Richmond	L	68-81

LVC - Continental Tire Las Vegas Classic, Las Vegas, Nev.  
(Dec. 17 vs. N.C. A&T & Dec. 19 vs. Lamar at Palumbo Center)  
PPG - game at PPG Paints Arena  
CCC - Chuck Cooper Classic  
+ - indicates league games

## 2018-19

<b>Coach: Keith Dambrot</b>			
<b>Season Record: 19-13</b>			
<b>Atlantic 10 Record: 10-8 (T-6th)</b>			
Nov. 10	William & Mary - GC	W	84-70
Nov. 12	UIC (OT) - GC	W	89-88
Nov. 17	vs. Radford - GC^	W	69-64
Nov. 20	at Notre Dame - GC	L	56-67
Nov. 25	UMass Lowell	W	83-71
Nov. 30	vs. Pitt (PPG)	L	53-74
Dec. 5	Marshall	W	93-82
Dec. 9	Longwood	W	80-71
Dec. 13	Maryland Eastern Shore	W	72-57
Dec. 16	Maine	W	72-46
Dec. 19	Penn State (PPG)	L	67-73
Dec. 22	Eastern Kentucky (OT)	W	85-84
Dec. 31	NJIT	L	67-78
Jan. 5	at Davidson+	L	61-65
Jan. 9	Fordham+	W	66-61
Jan. 12	Saint Joseph's+	W	85-84
Jan. 16	at Richmond+	W	74-68
Jan. 20	at George Washington (OT)+	W	91-85
Jan. 23	Saint Louis+	W	77-73
Jan. 26	VCU+	L	74-80
Jan. 30	Rhode Island+	W	75-72
Feb. 2	at Dayton+	L	64-68
Feb. 6	St. Bonaventure+	L	49-51
Feb. 9	at Fordham+	W	74-66
Feb. 13	at La Salle+	L	72-73
Feb. 16	George Washington - CCC+	W	85-69
Feb. 23	at George Mason+	W	79-78
Feb. 27	at St. Bonaventure+	L	47-68
Mar. 2	Massachusetts+	W	80-73
Mar. 6	at Saint Louis+	L	75-85
Mar. 9	Dayton+	L	67-78
<b>Atlantic 10 Tournament - Brooklyn, N.Y.</b>			
Mar. 14	vs. Saint Joseph's	L	86-92

GC - Gotham Classic (campus sites)  
^ Nov. 17 Gotham Classic game vs. Radford at Akron, Ohio St. Vincent-St. Mary High School  
PPG - game at PPG Paints Arena  
CCC - Chuck Cooper Classic  
+ indicates league games

## 2019-20

<b>Coach: Keith Dambrot</b>			
<b>Season Record: 21-9</b>			
<b>Atlantic 10 Record: 11-7 (T-5th)</b>			
Nov. 5	Princeton (PPG)	W	94-67
Nov. 12	Lamar (LA)	W	66-56
Nov. 15	Lipscomb (LA)	W	58-36
Nov. 21	vs. Indiana State - JJ	W	74-71
Nov. 22	vs. Air Force - JJ	W	69-63
Nov. 24	vs. Loyola Marymount - JJ	W	71-50
Dec. 4	VMI (LA)	W	71-58
Dec. 9	Columbia (LA)	W	90-54
Dec. 14	vs. Radford^	W	71-49
Dec. 21	vs. Austin Peay - SP	W	86-77
Dec. 22	vs. UAB - SP	L	68-77
Dec. 29	vs. Marshall - CL	L	61-83
Jan. 2	Saint Louis (RM)+	W	73-59
Jan. 5	Davidson (RM)+	W	71-64
Jan. 8	at Saint Joseph's+	W	78-60
Jan. 11	at George Washington+	W	66-61
Jan. 15	Fordham (PPG) (OT)+	W	58-56
Jan. 22	at Rhode Island+	L	55-77
Jan. 25	at Massachusetts+	L	64-73
Jan. 29	Dayton (PPG) (#7 AP)+	L	69-73
Feb. 2	LA SALLE (PPG)+	W	71-69
Feb. 5	at Saint Louis+	W	82-68
Feb. 8	St. Bonaventure - CCC (RM)+	L	80-83
Feb. 16	at Fordham+	W	59-54
Feb. 19	George Washington (PPG)+	L	67-70
Feb. 22	at Dayton (#5 AP)+	L	70-80
Feb. 26	at St. Bonaventure (OT)+	W	81-77
Feb. 29	George Mason (RM)+	W	81-78
Mar. 3	at VCU (OT) +	W	80-77
Mar. 6	Richmond (PPG)+	L	62-73
<b>Atlantic 10 Tournament - Brooklyn, N.Y.</b>			
Mar. 12	vs. Fordham	cancelled	

^ Dec. 14 vs. Radford at Akron, Ohio Ellet High School  
JJ - Junkanoo Jam, Bimini, Bahamas  
SP - St. Pete Shootout, St. Petersburg, Fla.  
CL - Cleveland Classic/Rocket Mortgage FieldHouse  
PPG - home game at PPG Paints Arena  
LA - home game at La Roche University  
RM - home game at Robert Morris University  
CCC - Chuck Cooper Classic  
+ indicates league games

## 2020-21

<b>Coach: Keith Dambrot</b>			
<b>Season Record: 9-9</b>			
<b>Atlantic 10 Record: 7-7 (9th)</b>			
Nov. 30	vs. Little Rock - WH	L	66-76
Dec. 2	vs. UNC Greensboro - WH	W	81-68
Dec. 4	vs. Winthrop - WH	canceled	
Dec. 14	vs. Southern Illinois^	canceled	
Dec. 16	vs. Loyola Chicago^	canceled	
Dec. 19	at Richmond+	postponed	
Dec. 30	at Saint Louis+	postponed	
Jan. 2	at George Washington+	W	75-63
Jan. 3	at George Washington+	L	73-75
Jan. 5	Davidson+ (LA)	L	48-61
Jan. 9	Fordham+ (LA)	W	48-45
Jan. 13	at Dayton+	L	63-72
Jan. 15	at St. Bonaventure+	L	48-62
Jan. 20	Rhode Island+ (LA)	W	71-69
Jan. 23	St. Bonaventure+	L	61-65
Jan. 27	at Fordham+	W	86-62
Jan. 30	Saint Joseph's+ (LA)	W	67-50
Feb. 2	Dayton+***	W	69-64
Feb. 7	VCU+	postponed	

Feb. 17	at Davidson+	postponed	
Feb. 17	at George Mason+	postponed	
Feb. 20	Massachusetts+	postponed	
Feb. 20	at Richmond	L	72-79
Feb. 24	at La Salle+	L	65-85
Feb. 27	Rhode Island+	W	86-75

### Atlantic 10 Tournament - Richmond, Va.

Mar. 4	vs. Richmond	W	67-62
Mar. 5	vs. St. Bonaventure	L	59-75

WH - Wade Houston Classic, Louisville, Ky.  
^ - Indiana Convention Center, at Indianapolis, Ind. (canceled)  
LA - home game at La Roche University  
\*\*\* - first game at UPMC Cooper Fieldhouse  
+ indicates league games

**COVID CHALLENGES:** The 2020-21 season, played in the midst of a global pandemic was like no other. Duquesne had five December games canceled or postponed for COVID-related reasons, which kept the Dukes sidelined from Dec. 2 to Jan. 2. DU which, did not have a full-team practice from Dec. 3 to Dec. 26, made the charter flight to St. Louis for a Dec. 30 game vs. SLU, but had that game postponed due to positive tests within the Saint Louis program. In a program first, DU waived its Feb. 24 home game with George Washington to play twice in two days in D.C. on Jan. 2 & 3, before playing its latest home opener in 89 years on Jan. 5 vs. Davidson. DU had a second in-season pause which forced postponement of the Feb. 7 VCU game and resulted in the eventually ppd. George Mason game being moved from Feb. 13 to Feb. 17. The Dukes also had a two-week COVID-related program pause prior to the season that ended October 29. The final count: cancellations (3, all nonconference), postponements (6, all A-10), games rescheduled (4, all A-10 including games originally ppd.). DU's 18 games played were its fewest since 1938-39.

## 2021-22

<b>Coach: Keith Dambrot</b>			
<b>Season Record: 6-24</b>			
<b>Atlantic 10 Record: 1-16 (14th)</b>			
Nov. 9	Rider	W	73-61
Nov. 13	Hofstra	L	63-73
Nov. 15	Weber State	L	59-63
Nov. 19	vs. Northeastern - VI	L	55-71
Nov. 20	vs. Colorado - VI (OT)	L	76-84
Nov. 22	vs. Bradley - VI	W	78-70
Nov. 28	American	W	88-79
Dec. 1	Bowling Green	L	70-78
Dec. 4	at Marshall	L	71-72
Dec. 7	at DePaul	L	67-87
Dec. 11	New Hampshire	W	64-62
Dec. 19	vs. UC Irvine^	W	76-54
Dec. 22	Wofford	canceled	
Dec. 30	at Davidson+	moved to 2/14	
Jan. 2	George Mason+	not rescheduled	
Jan. 5	George Washington+	moved to 2/16	
Jan. 8	at Massachusetts+	W	78-74
Jan. 12	at Fordham+	L	71-72
Jan. 15	Dayton+	L	52-72
Jan. 21	St. Bonaventure+	L	56-64
Jan. 26	at Saint Joseph's+	L	61-72
Jan. 29	Saint Louis+	L	53-77
Feb. 1	Richmond+	L	57-74
Feb. 5	at VCU+	L	62-71
Feb. 9	at Dayton+	L	54-75
Feb. 12	Fordham+	L	54-65
Feb. 14	at Davidson+	L	61-72
Feb. 16	George Washington+	L	52-73
Feb. 19	at St. Bonaventure+	L	55-81
Feb. 23	Davidson+	L	50-74
Feb. 26	at Rhode Island+	L	54-70
Mar. 2	at George Washington+ (3OT)	L	93-98
Mar. 5	La Salle+	L	76-85
<b>Atlantic 10 Tournament - Washington, D.C.</b>			
Mar. 9	vs. Rhode Island	L	77-79

# TRAVEL FIRSTS

VI - Paradise Jam, St. Thomas, U.S. Virgin Islands

^ Dec. 19 vs. UC Irvine at Akron St. Vincent-St. Mary HS

+ indicates league games

**COVID NOTES:** Duquesne was idle from Dec. 20 through Jan. 7 due to pandemic-related pauses. In all, four late-December, early-January games were altered: DU's Dec. 22 non-conference game vs. Wofford was canceled, the Dec. 30 Atlantic 10 opener at Davidson was moved to Feb. 14, the Jan. 2 home game vs. George Mason was not rescheduled and the Jan. 5 George Washington home game was moved to Feb. 16. The rescheduling gave the Dukes three games in five days (and four in eight days) in mid-February.

## 2022-23

**Coach: Keith Dambrot**

**Season Record: 20-13**

**Atlantic 10 Record: 10-8 (T-6th)**

Nov. 8	Montana	W	91-63
Nov. 11	at #4 (AP) Kentucky - TC	L	52-77
Nov. 14	South Carolina State - TC	W	96-71
Nov. 18	vs. Colgate <sup>^</sup>	W	85-80
Nov. 21	North Florida - TC	W	83-82
Nov. 23	Alabama State	W	75-57
Nov. 29	UC Santa Barbara	W	72-61
Dec. 3	Ball State	W	78-77
Dec. 8	Marshall	L	71-82
Dec. 11	New Mexico State	L	60-73
Dec. 14	DePaul	W	66-55
Dec. 17	Indiana State	W	92-86
Dec. 21	Winthrop	W	74-57
Dec. 28	at Dayton+	L	57-69
Dec. 31	Rhode Island+	W	72-61
Jan. 4	VCU+	W	79-70
Jan. 7	at Richmond+	L	73-75
Jan. 11	at Saint Joseph's+	W	92-80
Jan. 18	at St. Bonaventure+	L	56-65
Jan. 21	Fordham+	L	58-65
Jan. 25	Loyola Chicago+	W	72-58
Jan. 28	at Massachusetts+	L	79-87
Feb. 4	at George Washington+	W	93-67
Feb. 8	George Mason+	W	75-52
Feb. 11	St. Bonaventure+	W	56-54
Feb. 15	Saint Joseph's+	W	76-62
Feb. 18	at Saint Louis+	L	85-90
Feb. 22	at La Salle+	W	91-74
Feb. 26	Davidson+	L	67-71
Mar. 1	Massachusetts+	W	88-79
Mar. 4	at Fordham+	L	60-87

**Atlantic 10 Tournament - Brooklyn, N.Y.**

Mar. 8 vs. La Salle L 70-81

**College Basketball Invitational - Daytona Beach, Fla.**

Mar. 19 vs. Rice L 78-84

TC - Tribute Classic presented by Kentucky Tourism MTE

<sup>^</sup> Nov. 18 vs. Colgate at Akron St. Vincent-St. Mary HS

+ indicates league games

## DUQUESNE UNIVERSITY MILESTONE WINS

1	43-28	Bethany	Jan. 15, 1914
50	26-21	at St. Ignatius (Ohio)	Jan. 15, 1921
100	30-28	at West Virginia	Feb. 11, 1925
200	29-14	at Carnegie Tech	Jan. 30, 1932
300	40-29	at Pittsburgh	Jan. 28, 1939
400	53-45	at Youngstown	Jan. 10, 1948
500	77-69	at #7 (AP) DePaul	Feb. 14, 1953
600	71-54	vs. Clemson - 1	Dec. 12, 1958
700	95-54	St. Vincent	Dec. 1, 1965
800	80-75	Iowa	Dec. 10, 1971
900	82-69	Niagara	Dec. 5, 1978
1,000	79-78	at Penn State (2OT)	Jan. 11, 1986
1,100	71-56	George Washington	Feb. 3, 1994
1,200	79-76	vs. UMass - 2	Mar. 10, 2004
1,300	66-59	Penn State (CEC)	Dec. 10, 2011
1,400	77-73	Saint Louis	Jan. 23, 2019

1 - Steel Bowl at Pittsburgh Civic Arena

2 - Atlantic 10 Tournament, Dayton, Ohio

CEC- CONSOL Energy Center

DU enters the 2023-24 season with 1,461 victories

## DUQUESNE TRAVEL FIRSTS

**Jan. 24, 1914**

**Road Game**

at Loretto, Pa.

vs. St. Francis (W, 39-32)

**Feb. 28, 1914**

**Game Out of State**

at Bethany, W.Va.

vs. Bethany (L, 24-29)

**Feb. 18, 1928**

**Game in New York City**

at New York City, N.Y.

vs. CCNY (W, 28-24)

**Dec. 9, 1929**

**Game West of the Mississippi**

at Iowa City, Iowa

vs. Iowa (L, 26-35)

**Jan. 12, 1937**

**Game South of Maryland/Wash. D.C.**

at Richmond, Va.

vs. Richmond (W, 37-29)

**Feb. 1, 1971**

**Game West of the Rockies/in California**

at Santa Clara, Calif.

vs. Santa Clara (W, 84-73)

**Dec. 20, 1974**

**Game in Florida**

at St. Petersburg, Fla.

vs. Missouri (L, 84-87) first of two games

in the Big Sun Invitational

**Dec. 26, 1975**

**Game in the Pacific Northwest**

at Portland, Ore.

vs. Oregon (W, 78-74) first of three games

in the Far West Classic

**Nov. 27, 1987**

**Game outside of the contiguous United States**

at Anchorage, Alaska

vs. Arizona (L, 78-133) first of three games

at the Great Alaska Shootout

**Dec. 4, 1990**

**Game in Texas**

at Houston, Texas

vs. Rice (L, 83-95)

**Nov. 24, 2000**

**Game in Hawaii**

at Honolulu, Hawaii

vs. College of Charleston (L, 66-69)

first of three games at the Hawaii Pacific

Thanksgiving Classic

**Dec. 20-22, 2002**

**Game outside of the United States**

at Caguas, Puerto Rico

vs. Sacred Heart (W, 74-63) first of three games

at the San Juan Shootout

**Sept. 1-3, 2007**

**Foreign Exhibition Tour**

at Toronto, Canada

vs. Toronto (W, 92-60) first of four games in three days over Labor Day weekend



# FOREIGN TOURS / INTERNATIONAL DUKES

## FOREIGN EXHIBITION TOURS

<b>Sept. 1-3, 2007</b>
<b>Toronto, Canada</b>
Went 4-0 in playing four games in three days over Labor Day weekend (faced University of Toronto, Ryerson University, Sheridan College and Waterloo University)
<b>Aug. 5-11, 2015</b>
<b>Galway, Cork &amp; Dublin, Ireland</b>
Went 4-0 in playing four games in five days against selected Irish opponents
<b>Aug. 5-11, 2019</b>
<b>Nassau, Bahamas</b>
Went 2-0 against a pair of Bahamian opponents

## INTERNATIONAL DUKES

Ruben Montanez, who was born in Puerto Rico but played high school ball at Bishop Boyle High School in nearby Homestead, Pa., was Duquesne's first international player (1970-71):

<b>1970-71</b>	
Ruben Montanez	San Juan, Puerto Rico
<b>1971-72</b>	
Ruben Montanez	San Juan, Puerto Rico
<b>1972-73</b>	
Ruben Montanez	San Juan, Puerto Rico
<b>1973-74</b>	
Ray Milligan	St. Croix, Virgin Islands
<b>1974-75</b>	
Ray Milligan	St. Croix, Virgin Islands
<b>1975-76</b>	None
<b>1976-77</b>	
Mickey Davila	Caguas, Puerto Rico
<b>1977-78</b>	
Mickey Davila	Caguas, Puerto Rico
<b>1978-79</b>	
Mickey Davila	Caguas, Puerto Rico
<b>1979-80</b>	None
<b>1980-81</b>	None
<b>1981-82</b>	None
<b>1982-83</b>	None
<b>1983-84</b>	None
<b>1984-85</b>	None
<b>1985-86</b>	None
<b>1986-87</b>	
Rolf Mayr	Frankfurt, Germany
Arnd Neuhaus	Hagen, Germany
<b>1987-88</b>	
Rolf Mayr	Frankfurt, Germany
Arnd Neuhaus	Hagen, Germany
<b>1988-89</b>	
Arnd Neuhaus	Hagen, Germany
<b>1989-90</b>	None
<b>1990-91</b>	None
<b>1991-92</b>	None
<b>1992-93</b>	
Niksa Tarle	Rijeka, Croatia
<b>1993-94</b>	
Niksa Tarle	Rijeka, Croatia
<b>1994-95</b>	
Niksa Tarle	Rijeka, Croatia
<b>1995-96</b>	None
<b>1996-97</b>	None
<b>1997-98</b>	
Kevin Shand	Toronto, Ontario
Nyah Jones	Montreal, Quebec
<b>1998-99</b>	

Wayne Smith	Toronto, Ontario
Kevin Shand	Toronto, Ontario
<b>1999-00</b>	
Simon Ogunlesi	Lagos, Nigeria
Wayne Smith	Toronto, Ontario
Chris Clark	Toronto, Ontario
<b>2000-01</b>	
Simon Ogunlesi	Lagos, Nigeria
Wayne Smith	Toronto, Ontario
J-S Esposito	Brantford, Ontario
Chris Clark	Toronto, Ontario
<b>2001-02</b>	
Aly Samabaly	Bamako, Mali
Wayne Smith	Toronto, Ontario
Simplice Njoya	Yaounde, Cameroon
Chris Clark	Toronto, Ontario
<b>2002-03</b>	
Aly Samabaly	Bamako, Mali
Simplice Njoya	Yaounde, Cameroon
Chris Clark	Toronto, Ontario
<b>2003-04</b>	
Martin Osimani	Montevideo, Uruguay
Kieron Achara	Stirling, Scotland
<b>2004-05</b>	
Martin Osimani	Montevideo, Uruguay
Kieron Achara	Stirling, Scotland
<b>2005-06</b>	
Kieron Achara	Stirling, Scotland
<b>2006-07</b>	
Kieron Achara	Stirling, Scotland
Almany Thiero	Segou, Mali
<b>2007-08</b>	
Kieron Achara	Stirling, Scotland
<b>2008-09</b>	
Aleksandar Milovic	Cetinje, Montenegro
Rodrigo Peggau	Sao Paulo, Brazil
<b>2009-10</b>	
Salim Faurus	Geneva, Switzerland
Marakinyo Williams	Solihull, England
Rodrigo Peggau	Sao Paulo, Brazil
<b>2010-11</b>	
Rodrigo Peggau	Sao Paulo, Brazil
<b>2011-12</b>	
Kadeem Pantophlet	Tiel, Netherlands
Martins Abele	Saldus, Latvia
Mamadou Datt	Dakar, Senegal
<b>2012-13</b>	
Marvin Binney	Toronto, Ontario
Kadeem Pantophlet	Tiel, Netherlands
Martins Abele	Saldus, Latvia
Mamadou Datt	Dakar, Senegal
<b>2013-14</b>	
Ovie Soko	London, England
Isiaha Watkins	Toronto, Ontario
<b>2014-15</b>	
Jordan Robinson	Toronto, Ontario
<b>2015-16</b>	
Josh Steel	Harlow, England
Jordan Robinson	Toronto, Ontario
<b>2016-17</b>	
Josh Steel	Harlow, England
Isiaha Mike	Scarborough, Ontario
Jordan Robinson	Toronto, Ontario
<b>2017-18</b>	
Marko Krivacevic	Szombathely, Hungary
Jordan Robinson	Toronto, Ontario
<b>2018-19</b>	None
<b>2019-20</b>	None
<b>2020-21</b>	
Chad Baker	Santo Domingo, Dominican Republic
Mounir Hima (RS)	Tillaberi, Niger

<b>2021-22</b>	
Mounir Hima	Tillaberi, Niger
<b>2022-23</b>	
Halil Barre	Cotonou, Benin
Matus Hronsky	Poruba, Slovakia

## DUKES BY COUNTRY

<b>BENIN</b>	
Halil Barre (Cotonou)	2023
<b>BRAZIL</b>	
Rodrigo Peggau (Sao Paulo)	2009, '10, '11
<b>CAMEROON</b>	
Simplice Njoya (Yaounde)	2002, '03
<b>CANADA</b>	
Nyah Jones (Montreal)	1998
Kevin Shand (Toronto)	1998, '99
Wayne Smith (Toronto)	1999, '00, '01, '02
Chris Clark (Toronto)	2000, '01, '02, '03
J-S Esposito (Brantford)	2001
Marvin Binney (Toronto)	2013
Isaiah Watkins (Toronto)	2014
Jordan Robinson (Toronto)	2015, '16, '17, '18
Isiaha Mike (Scarborough)	2017
<b>CROATIA</b>	
Niksa Tarle (Rijeka)	1993, '94, '95
<b>DOMINICAN REPUBLIC</b>	
Chad Baker (Santo Domingo)	2021
<b>ENGLAND</b>	
Morakinyo Williams (Solihull)	2010
Ovie Soko (London)	2014
Josh Steel (Harlow)	2016, '17
<b>GERMANY</b>	
Arnd Neuhaus (Hagen)	1987, '88, '89
Rolf Mayr (Frankfurt)	1988
<b>HUNGARY</b>	
Marko Krivacevic (Szombathely)	2018
<b>LATVIA</b>	
Martins Abele (Saldus)	2012, '13
<b>MALI</b>	
Aly Samabaly (Bamako)	2002, '03
Almany Thiero (Segou)	2007
<b>MONTENEGRO</b>	
Aleksandar Milovic (Cetinje)	2009
<b>NETHERLANDS</b>	
Kadeem Pantophlet (Tiel)	2012, '13
<b>NIGER</b>	
Mounir Hima (Tillaberi)	2021, '22
<b>NIGERIA</b>	
Simon Ogunlesi (Lagos)	2000, '01
<b>PUERTO RICO</b>	
Ruben Montanez (San Juan)	1971, '72, '73
Mickey Davila (Caguas)	1975, '76, '77, '79
<b>SCOTLAND</b>	
Kieron Achara (Stirling)	2004, '05, '06, '07, '08
<b>SENEGAL</b>	
Mamadou Datt (Dakar)	2012, '13
<b>SLOVAKIA</b>	
Matus Hronsky (Poruba)	2023
<b>SWITZERLAND</b>	
Salim Faurus (Geneva)	2010
<b>URUGUAY</b>	
Martin Osimani (Montevideo)	2004, '05
<b>VIRGIN ISLANDS</b>	
Ray Milligan (St. Croix)	1973, '74, '75, '76



# FOUR-YEAR TRANSFERS / GRAD TRANSFERS

## DID YOU KNOW?

The Dukes had at least one international player on the roster for 21 consecutive seasons until that streak was broken in 2018-19. The last year DU did not have an international player prior to the 2018-19 season was 1996-97.

## FOUR-YEAR TRANSFERS

### 2022-23

Tevin Brewer (grad)	FIU
Tre Clark	VCU
<i>VCU / NW Florida State College / Duquesne</i>	
Dae Dae Grant	Miami, Ohio
Joe Reece	Bowling Green

### 2021-22

Leon Ayers III	Mercer
Kevin Easley Jr.	TCU
R.J. Gunn (grad)	Lenoir Rhyne (D-II)
Davis Larson (grad)	Hillsdale (D-II)
Tre Williams	Indiana State

### 2020-21

Ryan Murphy (grad)	Pitt
--------------------	------

### 2019-20

Baylee Steele (grad)	Utah Valley
----------------------	-------------

### 2018-19

Tavian Dunn-Martin	Akron
Frankie Hughes	Missouri
Michael Hughes	Akron
Marcus Weathers	Miami, Ohio

### 2017-18

Chas Brown (grad)	Coppin State
-------------------	--------------

### 2016-17

Kale Abrahamson (grad)	Drake
Emile Blackman (grad)	Niagara
Tarin Smith	Nebraska

### 2015-16

Rene Castro	Butler
Mar'Qywell Jackson	UTEP

### 2013-14

Micah Mason	Drake
Dominique McKoy	Rhode Island
<i>Rhode Island / Cowley CC / Duquesne</i>	
Ovie Soko	UAB

### 2011-12

Martins Abele	Radford
---------------	---------

### 2009-10

Morakinyo Williams	Kentucky
--------------------	----------

### 2007-08

Shawn James	Northeastern
Kojo Mensah	Siena

### 2006-07

Almamy Thiero (grad)	Memphis
----------------------	---------

### 2005-06

Ryan Lambert	Western Kentucky
--------------	------------------

### 2003-04

Jack Higgins	Cleveland State
--------------	-----------------

### 2002-03

Jimmy Tricco	Gonzaga
--------------	---------

### 1999-00

Jamal Hunter	Loyola, Md.
Simon Ogunlesi	Villanova

### 1995-96

Nick Bosnic	Maryland
-------------	----------

### 1990-91

Mark Gilbert	Iona
--------------	------

### 1989-90

Mark Stevenson	Notre Dame
----------------	------------

### 1979-80

Tom Cvitkovic	Cincinnati
---------------	------------

### 1969-70

Tom Mueseler	Clemson
Dave Roddy	Miami, Fla.

### 1967-68

John Fitzhenry	Saint Francis, Pa.
----------------	--------------------

### 1963-64

Tim Beeman	Maryland
------------	----------

### 1962-63

Pat Schipani	Xavier
--------------	--------

### 1960-61

Terry Malloy	Loyola, New Orleans
Mike Rice	(Detroit Tech)

### 1946-47

Chuck Cooper	West Virginia State
--------------	---------------------

## ALL-TIME GRAD TRANSFERS

Almamy Thiero	Mamphis	2006-07
Emile Blackman	Niagara	2016-17
Kale Abrahamson	Drake	2016-17
Chaz Brown	Coppin State	2017-18
Baylee Steele	Utah Valley	2019-20
Ryan Murphy	Pitt	2020-21
Davis Larson	Hillsdale	2021-22
R.J. Gunn	Lenoir Rhyne	2022-23
Tevin Brewer	FIU	2022-23

# ALL-TIME ROSTER

## A

Abele, Martins	2012-13
Abele, Paul	1930-31
Abraham, Larry	1967-68-69
Abrahamson, Kale	2017
Achara, Kieron	2004-05-06(inj.)-07-08C
Acuff, Tyson	2021-22
Adams, Clayton	1988-89-90-91
Adams, "Sparky"	1938-39-40C
Ahern, Derek	2003
Airhart, Chet	1935-36-37
Allman, Lou	1924
Allshouse, Bucky	1943-44
Alston, Derrick	1991-92-93-94C
Andrish, John	1936
Anselmino, Brian	1987-88-89-90C
Arnold, Clyde	1960-61-62C
Arnold, Doug	1979-80
Atkins, Bruce	1979-80-81-82C
Austin, Maceo	2020-21
Ayers III, Leon	2022

## B

Bailey, Al	1951-52-53C
Baker, Chad	2021
Baker, Ganon	1992
Baldasare, Larry	1973-74-75
Baldwin, Jeff	1977-78-79-80
Balog, Jim	1985-86-87-88
Banaszak, Larry	1973-74
Banks, Cecil	1969-70
Banyak, Elmer	1943
Baran, Jack	1970-71-72
Barba, Andy	2022 (RS)-23
Barker, Matt	1998-99-00-01
Barr, Jesse	1997
Barr, Mike	1970-71-72C
Barr, Moe	1967-68-69C
Barre, Halil (Chabi)	2023
Barry, John	1943-47-48-49
Bayusik, Mike	1932-33
Beavers, Mark	1984-85-86-87
Beck, George	1921-22
Becker, Moe	1939-40-41C
Beeman, Tim	1964-65
Bekelja, Mike	2021-22
Bell	1921
Benec, Paul	1960-61-62C
Benedict, Ganzy	1928-29-30C-31C
Billings, Lionel	1972-73-74C
Binder, Fritz	1957-58
Binney, Marvin	2013
Birch, Paul	1933-34-35C
Bizeau, Gavin	2019
Black, Harold	1942
Blackman, Emile	2017
Bloom, Paul	1967
Bluemling, Tyler	2002-03-04-05C
Bobo, Fitzgerald	1983-84-85-86
Bolding, Melquan	2009-10
Bonn, Herb	1935-36-37
Bosnic, Nick	1996-97-98
Bott, Sam	2012-13
Bradley, Tim	1969-70
Brenner, Irving	1932-33-34
Brewer, Tevin	2023
Bridges, Terrell	1994-95-96-97C
Broderick, John	1921
Brokos, Ray	1963-64-65
Brown	1918
Brown, Chas	2018
Brown, George	1958-59-60
Buckley, Evan	2020
Buono, Noah	2021-22
Buraczewski, Mike	1952-56
Butler	1917

Butler, Dwayne 1995

## C

Caffery, Robert	1922-23
Cain, John	1922
Camic, Joe	1942-43-47
Campbell	1917
Campbell	1922
Canterna, Bill	1942-43-47-48
Carl, James	1924-25
Carlberg, Rich	1966-67-68C
Carney, Devin	2023 (RS/DNP)
Carroll, Jim	1961
Carry, Sincere	2019-20-21 (left after 1st semester)
Carter, Gary	1971-72
Cartmill, Brandon	2014
Cashman, Tim	1952
Castro-Caneddy, Rene	2016-17-18C
Cegalis, John	1962-63-64
Celik, Bill	1956-57
Ceradini, Chas	1922-23-24C-25C
Cerra, Hal	1950-51-52
Champine, Hosea	1975
Charles, Demetrius	2003
Cingolani, Armand	1922-23
Clark, Chris	2000-01-02-03
Clark, Bill	2008-09C-10C-11C
Clark III, Jimmy	2023
Clarke, Bill	1979
Clarno, Vince	1995-96-97-98
Clone, Joe	1958
Codey, Donald	1990-91
Cohen	1924-25
Cohen, Fred	1954
Cole-Williams, Jaylen	2021-22-23
Collodi, Peter	1927-28-29
Colter, Derrick	2013-14-15-16C
Compton, Eric	1984
Confer, Craig	1970
Conley, Jeremy	2002
Connolly, Ron	1967-68-69
Cooper, Charles	1947-48-49-50C
Cooper, Ernest	1976
Corkan, Jim	1952-53
Cotten, Rich	1975-76-77-78C
Cuff, Dennis	1962-63-64C
Curley, Matt	1995-96
Cvitkovic, Tom	1980-81-82
Cygyrmus, Ron	1958-59-60
Cypher, Joe	1948-49

## D

Dahler, Ed	1947-48-49-50
Dambrot, Sid	1952-53-54
Datt, Mamadou	2012-13
Davies, Audley	1932-33-34
Davies, John	1918-19-20C-21
Davila, Miquel	1975-76-77-79
Davis, Caleb	2017-18-19-20
Davis, John	1996-97-98-99
Davis, Mickey	1970-71
Dean, Frank	1921
Debnar, Rudy	1939-40C-41
DeMaria, Dom	1926-27
dePalma, Bob	1956-57-58
DeSilva, Andrew	1997-98
Devine, Bryan	1973
Dillon, William	1936
Dixon, David	2023
Dixon, Ronnie	1978-79-80-81
Dobbs, Collins	1985-86-88C-89C
Dokes, Ron	2003-04
Dougherty, Joe	1948-49-50
Doumont, Bud	1941
Dresmich, George	1936-37-38
Dudick, Mark	1985-86

Duke, Chauncey	2005-06
Dunn-Martin, Tavian	2019-20-21
Durham, Jarrett	1969-70-71C
Duty, Jason	2007-08-09C-10C

## E

Eaglin, Derrick	1981-82-83-84
Easley Jr., Kevin	2022
Eastlake, James	1928-29
Edwards, Nolan	2002
Ellis, James	2020
English, Keith	1989-91-92-93
Esposito, J-S	2001
Evans, Eric	2009-10-11-12C

## F

Fallon, Jim	1952-53-54-55
Farrell, Jim	1948-49-50
Farrell, John	1980-81-82-83
Farrell, Pat	1982-83-84-85C
Fauras, Salim	2010
Fayne, Phillip	2007-08
Feldman, Art	1932-33-34
Felix, James	1988-89-90-91
Felix, Pat	1977-78-79-80
Ferguson, Blair	1942
Finnerty	1918-19
Fisher	1917
Fitzhenry, John	1968
Flanagan	1917-18-19C
Flenory, B.B	1977-78-79C-80C
Flynn, B.J	1994
Forney, Kevin	2000-01-02-03
Fortney, Ernie	1936-37-38
Foschia, Nick	2013-14-15-16
Fowle, Samuel	1942-47-48
Frank, Chick	1942
Frederick, George	1943
Freeman, Pete	1987-88

## G

Gallagher, John	1947-48-49
Gambridge, Don	1975-76-77C
Gana	1914
Gannon, John	1930-31
Gans, Andrew	2002-03-04
Garay, Steve	1951-52-53
Gardel	1927
Gayden, Keith	2005-06
Gilbert, George	1968-69
Gilbert, Mark	1991-92-93
Gill, L.G.	2014-15-16
Gillis, Fran	1915
Gilmore, Brandon	2000-01
Goldberg, Art	1950-51-52
Graham	1936-37-38
Grant, Dae Dae	2023
Grebowski, Frank	1958-59-60
Green	1927
Green, Sihugo	1954-55-56C
Gregorio, Neil	1995
Groggin, Bill	1941-42-43C
Grote, Scott	2007
Guido, Joe	1943-47-48
Gunn Jr., R.J.	2022-23
Guziak, Ron	1966-67-68C

## H

Hale	1937
Haley, John	1956
Haliarn, Andy	1960
Hargrove, James	1991-92
Harper, Bill	1978
Harper, Jake	2020, '22-23
Harrington, Dave	1972-73
Harris, Andre	2021

# ALL-TIME ROSTER

Harris, Barnett	1981-82
Harris, Torrell	1978
Harrison, Greg	1984
Harrison, Vince	1920-21-22C-23
Hartman	1938-39-40
Haus, David	2015-16-17
Hayes	1919
Hayes, Stuart	1963
Henry, George	1956-57-58
Herlihy, Dan	1937
Herman, Ben	1928
Herrera, Danny	2012
Higgins, Jack	2004-05-06
Hima, Mounir	2021 (RS) -22
Hines, Willie	1968-69-70C
Holmes, Rodney	1986
Hood, Neil	1996
Horne, Charles	1950-51
Houston	1922-23
Howard	1915
Hronsky, Matus	2023
Hubbard, Jesse	1975-76-77-78C
Hudson, DeVario	2005-06
Hughes, Frankie	2019
Hughes, Michael	2019-20-21
Hunter, Jamal	2000-01-02
Hunter, Kenya	1993-94C-95C-96C
Hunter, Willie	1959

## I

Iezzi, Lou	1952-53-54-55
Inge, Scott	1979
Irwin, Richard	1931-32-33

## J

Jackson, Aaron	2006-07-08C-09C
Jackson, Jamarr	1994-95
Jackson, Mar'Qywell*	2016
Jackson, Oscar	1973-74-75
Jackson, Reggie	2007-08
James, Eric	2015-16-17-18
James, Mike	1995-96-97-98
James, Shawn	2008
Jaszczyński, Charles	1951
Jean, Richard	1989-90
Johnson, Fletcher	1952-53-54
Johnson III, Jackie	2022
Johnson, Perry	1970
Johnson, Rob	1997
Johnson, Sean	2010-11-12-13
Johnston, Christian	2013-14-15
Jones, Clifton	1997
Jones, Jeremiah	2013-14-15-16C
Jones, Jerry	2011-12-13-14
Jones, Nyah	1998
Jones, Roland	1973-74-75-76C
Julian, Rocco	1954

## K

Kaercher, Leo	1929
Kanann, Al	1967-68
Karpinski, John	1943-47-48
Kasperik, Lou	1939-40-41
Keegan, Tom	1990-91-92-93
Keenan, Marty	1957-58
Kegerreis, Austin	1999
Kelly, Amari	2019-20 (inj.)-21
Kelly, Brian	2006
Kelly, Shawn	1989-90
Kendricks, Ollie	1922-23C
Kennedy, Jim	1950-51-52
Kennedy, John	1967-68-69
Kerlik, George	1948-49
Kettl	1920-23C
Klinzing, Carl	1922
Kohlman, Carl	1962-63

Kratholm, Nicholas	2018
Kreiling, Elmer	1936-37-38
Kristofak	1938-39-40
Krivacevic, Marko	2018
Kronz, Cyril	1918-19
Kukura, Ray	1951-52
Kuldelko, Paul	1962-63
Kulyk, Pete	1968-69
Kush, Paul	1979-80
Kuzma, Henry	1949-50-51
Kweller, Ed	1935-36C-37C

## L

Lambert, Ryan	2006
Lacey, Bill	1940-47
Ladson, Willie	1991-92
Lapinski, John	1943
Larson, Davis	2022
Lautsch, Walt	1963-64-65
Leionarczyk, Ed	1966
Leng, Ralph	1955-56
Lesko, Jim	1994
Lester	1922
Lewinson, Oliver	2009-10
Lewis, Darius	2014-15-16-17C
Lewis II, Mike	2017-18-19
Ligday, Francis	1918-19-20-21
Littleton, Spencer	2017
Loftus, Francis	1927-28
Lojpersberger, Paul	1955
Long, Marcus	1981-82-83-84
Lopes, Ricky	1992-93-94
Lossman, Edward	1928-29
Lott, Jim	1958-59-60
Lovelace, Aaron	1998-99-00-01-02
Lubic, Ben	1927-28-29

## M

Mabins, Leroy	1991-92-93
MacDougal, James	1933-34-35
Macheledt, Marshall	2015-16
Madden	1915
Major, Gary	1967-68-69C
Makay, Ed	1992
Malackney, "Red"	1936-37-38
Malady, Rege	1962-63-64
Malignani, Dan	1974
Malloy, Terry	1961-62-63C
Manning, John "Red"	1949-50-51C
Manning, Richard	1951-52
Marhold, Andre	2010-11-12-13
Mars, John	1956
Marshall, Davlin	1994-95
Martin, Derrick	2012-13
Maser, Don	1974-75-76-77
Mason, Eriq	1997
Mason, Micah	2014-15-16C
Masterson, Pat	1964-65-66
Matthews, Bernie	1957-58-59
Mauro, Mark	1993
May, Jack	2001
Mayr, Rolf	1988
Mazer, Leonard	1920
Mazza, Dave	2004-05
McAllister, Bryant	2003-04-05-06
McCallum	1917
McCarthy, Kevin	1987-88
McClain, Lonnie	1976-77-78
McConnell, T.J.	2011-12
McDermitt, Robert	1943
McDonald, James	1993
McDonough, John	1997
McGeever, John	1931-32C-33C
McGillick, Louis	1917
McGivern, Art	1924
McGonigle, John	1916-17

McGrath, Pat	1924
McGriff, Quincy	2023
McHugh, Steve	1969-70-71
McKeon, Sean	2005-06
McKoy, Dominique	2014-15
McLane, Don	1952-53
McLane, Don "Kip"	1973-74-75C
McLaughlin, Jim	1956-57-58
McLean, John	1916
McMath	1916
McNamara	1919-20-21-22
McNulty, Jim	1963-64-65
Meikenhaus, Murray	1973-74-75-76
Mensah, Kojo	2008
Meyers, George	1933-34-35
Midgley, Brad	2000-01-02-03
Mike, Isiaha	2017
Milkovich, (Melvin) Ed	1939-40-41
Miller, Ashton	2020
Miller, Ed	1954
Miller, Walter	1935-36-37C
Milligan, Ray	1973-74-75-76
Millson	1943
Milovic, Aleksandar	2009
Miniotas, Frank	1963-65-66C
Mitchell, Robert	2007
Mohan, Jim	1947-48-49-50
Monaghan, "Sticks"	1925-26
Montanez, Ruben	1971-72-73C
Monteiro, B.J.	2009-10-11-12C
Montgomery, Devin	2000
Moon, Fred	1977-78-79-80
Moore, Dudey	1932-33-34
Moore, John	1977-78-79-81C
Morrissey, Mike	1915-16C-17-18
Mueseler, Tom	1970-71-72
Murphy, Bill	1933-34-35
Murphy, Jim	1935
Murphy, Ryan	2021
Myers, Chester	1935
Myers, Joey	1980-81-82-83

## N

Nee	1922-23
Neiderberger	1936-38
Nelson, Barry	1969-70-71C
Nelson, Garry	1969-70-71C
Neuhaus, Arnd	1987-88-89
Newton, Lucas	2008-09-10
Nixon, Norm	1974-75-76C-77C
Njoya, Simplicie	2002-03
Norman Jr., Lamar	2019-20-21 ( <i>left after 1st semester</i> )
Nosworthy, John	1952-55
Noszka, Stan	1941-42-43C

## O

Obruba, Mike	1916-17C-18C
O'Donovan, Roy	1924-25-26C-27C
Ogunlesi, Simon	2000-01
Okani, Toby	2021-22
O'Keefe, Bernie	1973-74-75
Oldenberg, Jim	1966
Oliver, Darrell	1975-86-87
O'Malley, Joe	1936-37-38
Osimani, Martin	2004-05C
Ostruth, Frank	1954

## P

Pacacha, Carl	1950-51-52
Paffrath, Bob	1943-47-48
Paige, Brett	1989-90
Palamore, Tony	1929
Palmer, Elijah	2003-04
Pantophlet, Kadeem	2012-13
Parry, Bill	1931
Patten, Luke	2022

# ALL-TIME ROSTER

Patterson, Shawntez	2009
Pavlick, Dave	1973-74-75
Pawlak, Jon	2001-02, '04-05
Peggau, Rodrigo	2009-10-11
Penzelik, Joe	1941-42-43, 47
Peszko, Tom	1955
Petrarca, Tony	1987-88-89-90
Phillips	1929
Piekarski, Bill	1974-75-76-77
Piekarski, Rich	2012
Pierotti, Ray	1914-15C
Pipkins, Tom	1994-95-96-97C
Pope, Kevin	2004
Posey, Cumberland	1916-17-18
Posluszny, Stan	1918-19
Powell, TySean	2015-16
Power, William	1919
Powers, Miles	1993-94
Preston, Todd	1984-85-86-87
Price, Kevin	1995-96-97-98

## Q

Quinlan, Thomas	1949
-----------------	------

## R

Rackley-Mann, Jason	1998-99
Radkowski, Jeff	1997, 1999-00
Rawls, Dwayne	1983-84-85-86
Reece, Joe	2023
Reiber, George	1940-41
Reich, Jerry	1926-27-28C
Reid, Bill	1967
Reilly, Bill	1966-67-68
Reiter, Marty	1932-33-34
Rice, Mike	1961-62C
Richards, Chris	1998-99
Ricketts, Dave	1955-56-57C
Ricketts, Dick	1952-53-54-55C
Ridenour, Desmond	2014-15
Ringer, Mike	1951-52-53
Roberson, Shelby	1996
Robinson, Chase	2009-10
Robinson, Jordan	2015-16-17-18
Roddy, Dave	1970-71-72
Roebuck, Darnell	1970-71-72C
Roesing, Jett	2021
Rosenberg, "Jock"	1927-28-29
Ross, Willie	1963-64-65
Rothbart, Saul	1936-37
Rotroff, Austin	2019-20-21-22-23
Rozenas, Joseph	1923-24-25-26
Rozier, Kareem	2023
Rucker, Lamman	1994
Ryan, Bill "Red"	1957-58-59

## S

Samabaly, Aly	2002-03
Sanders, Nakye	2016-17
Sarson, Adam	1985-86-87-88
Sauer, Jack	1956-57-58
Saunders, Damian	2008-09C-10C-11C
Savfage	1923-24
Scally	1943
Scarry, John	1938-39-40
Scheeren, Steve	1971-72
Schipani, Pat	1963-64
Schneider, Duke	1955-56-57
Schneider, Oscar	1933-34-35
Schrading, Richard	1926-27
Schwemer, Marty	1952-53-54
Scott, Rod	1979-80-81-82
Searles, Billy	1982-83
Seay, Bert	1992-93-94-95
Seiccap	1917
Sellers, Emmett	1983-84, '86-87C
Semler, Matt	1996

Serany, Frank	1933-35
Serbin, John	1924-25-26-27
Severine, Lou	1955-56-57
Shanahan, Brian	1986-87-88C-89C
Shand, Kevin	1998-99
Shaw, Ira	1920-21C
Shepherd, Darryl	1982
Sherwood, Jimmy	2007-08-09
Shortley, Mike	1915
Silverstein, Maurice	1928-29
Sisinni, Andy	1981-82-83-84C
Skendrovich, Steve	1948-49-50
Slater, Dan	1972-73
Slobodnik, Bob	1959-60-61
Smith, Anthony	1993-94
Smith, Jim	1964-65-66C
Smith, Tarin	2017-18
Smith, Wayne	1999-00-01-02
Sneed, Markell	1997
Snyder, Zach	2016-17-18-19
Socre, Ross	1914-15-16
Soko, Ovie	2014C
Somersset, Willie	1962-64-65C
Soucher, Bruce	1969
Souply, Adam	2003-04-05-06
Spadafora, Mike	2004
Spears, Primo	2022
Stanfield, Charles	1998-99-00-01
Stanley	1917-18-19
Steel, Josh	2016
Steele, Baylee	2020
Stefanic, Lou	1949-50
Stephens, Bob	1928-29-30-31C
Stephenson, Devone	1997-98-99-00
Stevens, Jordan	2015
Stevenson, Mark	1990
Stevenson, Ron	1984; 1986
Stright, Justin	1995-96
Strom, Bill	1960
Stromple, Bill	1960-61-62C
Suder, Rick	1983-84-85-86C

## T

Talley, Mike	2011-12
Tann, Shawn	1998-99-00-01
Tarle, Niksa	1993-94-95
Tavano, William	1937
Taylor, Kellon	2017-18-19
Teachout, Terry	1981-82-83
Theis, David	2008-09-10-11
Theison, Dick	1951
Thiero, Almamy	2007
Thomas, John	1977-78-79-80
Thomas, Perry	1941
Thomas, Ronnie	2006
Timmons, Lindsey	1976
Tomasic, Robert	1961
Topping, Francis	1919
Torres, P.J.	2012-13
Tracey, Bill	1924-25
Tricco, Jimmy	2003-04
Tricco, Ryan	2004-05
Truel, Bob	1952
Tucker, Gary	2007-08
Tucker, Jim	1952-53-54
Tunstall, Ricky	1980
Twyman, Ned	1959-60-61

## U

Udanis, Dave	1981-83-84
Unites, Jerry	1942-43
Urso, Joe	1939

## V

Vebelunas, Joe	1919-20-21
Venneri, Al	1931

Verhoeven, Tydus	2018
Vernon, Joe	1927-28-29
Vojtko, Bill	1942-47
Vozza, Bill	1927-28-29
Vriend, Bob	1989
Vukmanovich, Mike	2002

## W

Waddell, Evie	1985
Wade, Brandon	2019
Walker, Chris	1994-95-96-97C
Wallace, Courtney	1998-99-00-01
Wartheim	1918-19
Washington, Phil	1966-67-68
Watkins	1927
Watkins, Alan	1991-92-93
Watkins, Isaiah	2014
Weathers, Marcus	2019-20-21C
Wechsler, Chuck	1951
Werder, Gerard	1914
Werder, R.	1914C
Werner, John	1974-75-76-77
Werner, William	1962
Wetzel, Bill	1938-39C
Weyman, Bill	1939
White, Darrell	1988-89C
White, Tra' Vaughn	2014
Whitehead, Effrem	1991-92-93-94C
Widowitz, Paul	1939-40-41
Wilder, Dave	1929-30-31
Willard, Ron	1963-64-65C
Williams	1914
Williams Jr., Eric	2018-19
Williams, Morakinyo	2010
Williams, Tre	2022-23
Wilson, Chris	1985-86
Wilson, Joe	1957
Winograd, Mickey	1954-55-56
Winters, Quevyn	2013
Witt, John	1924-25
Woiak, Michael	1916
Wojdowski, Jack	1971-72-73C
Wolff, Mike	1958-59-60
Wood, Stephen	2007-08
Wright, Joel	2011

## Y

Yankitis, Joe	1938-39-40
Yun, Jack	1973-74-75

## Z

Zerilla, Joe	1932-33-34
Zinn, Walt	1967-68-69
Zitzman, Leo	1916-17
Zopf, Bill	1968-69-70C

C - Captain



# BY THE NUMBERS

jersey numbers worn since 1950

## 00

Darius Lewis	2016-17
Derek Ahern	2002
Simon Ogunlesi	2000-01

## 0

Tevin Brewer	2023
Leon Ayers III	2022
Tavian Dunn-Martin	2019-20-21
Chas Brown	2018
Ovie Soko	2014
Andre Marhold	2010-13

## 1

Jimmy "Tre" Clark III	2023
Tyson Acuff	2021-22
James Ellis	2020
Mike Lewis II	2017-18-19
Derrick Colter	2013-14-15-16
Mike Talley	2011-12
Aaron Jackson	2006-09
Dave Mazza	2004-05
Aly Samabaly	2002-03
Devin Montgomery	2000
Billy Searles	1982

## 2

David Dixon	2023
Toby Okani	2021-22
Maceo Austin	2020
Brandon Wade	2019
Eric James	2015-16-17-18
Tra'Vaughn White	2014
P.J. Torres	2012-13
Joel Wright	2011
Chase Robinson	2009-10
Kieron Achara	2007-08
Nolan Edwards	2002
Shawn Tann	2001

## 3

Dae Dae Grant	2023
Maceo Austin	2021
Frankie Hughes	2019
Tarin Smith	2017-18
Dominique McCoy	2014-15
Marvin Binney	2013
Eric Evans	2009-12
Reggie Jackson	2007-08
Mike Spadafora	2003-04
Andrew Gans	2002
Devone Stephenson	1997-00
Shelby Roberson	1996
Davlin Marshall	1995
Lamman Rucker	1994
Niksa Tarle	1993
James Felix	1990
Ron Stevenson	1984; '86
Darryl Shepherd	1982
Lou Severine	1955-56
Frank Ostruth	1954
Don McLane	1952-53
Dick Theisen	1951

## 4

Tre Williams	2022-23
Lamar Norman Jr.	2020-21
Rene Castro-Caneddy	2016-17-18

Christian Johnston	2013-14
Danny Herrera	2012
Salim Fauras	2010
Jimmy Sherwood	2007-09
Chauncey Duke	2005-06
Elijah Palmer	2003-04
Courtney Wallace	1998-01
Neil Hood	1996
Niksa Tarle	1994-95
Mark Gilbert	1991-93
Rick Suder	1983-86
Jim McLaughlin	1956-57
Jim Tucker	1952-54
Ray Kukura	1951
Jim Farrell	1950

## 5

Halil Barre	2023
Jackie Johnson III	2022
Marcus Weathers	2019-20-21
Emile Blackman	2017
TySean Powell	2015-16
Jerry Jones	2011-14
Morakinyo Williams	2010
Martin Osimani	2004-05
Wayne Smith	1999-02
Tom Pipkins	1994-97
Andy Sisinni	1981-84
Bob DePalma	1956-57
Tom Peszko	1955
Sid Dambrot	1953-54
Carl Pacacha	1950-52

## 6

Jim Kennedy	1950-51
-------------	---------

## 7

Allen Bailey	1951
Joe Dougherty	1950

## 8

Chuck Wechsler	1951
Red Manning	1950

## 9

Chuck Horne	1950-51
-------------	---------

## 10 Norm Nixon

\* - jersey officially retired on Jan. 27, 2001; was put back in circulation with Nixon's permission prior to the 2019-20 season

Sincere Carry	2020-21
Brandon Gilmore	2000
Jeff Radkowski	1999-00
Markell Sneed	1997
Justin Stright	1995
B.J. Flynn	1994
Donald Codey	1990-91
Richard Jean	1989
Rodney Holmes	1987
Andy Singer	1986
Pat Farrell	1982-85
<b>NORM NIXON*</b>	<b>1975-77</b>
Ruben Montanez	1971-73
Ron Guziak	1966-68
Ray Brokos	1964-65
Frank Miniotas	1963
Paul Benec	1960-62

Bill Ryan	1957-59
Mike Buraczewski	1956
John Nosworthy	1955
Fletcher Johnson	1953-54
Art Goldberg	1950-52

## 11 Sihugo Green

\* - jersey officially retired on Jan. 27, 2001

Matt Barker	1998-01
Jesse Barr	1997
Justin Stright	1996
Brian Shanahan	1986-89
Eric Compton	1984
Terry Teachout	1981-83
<b>SIHUGO GREEN*</b>	<b>1954-56</b>
Jim Corkan	1953
Hal Cerra	1950-52

## 12 Dick Ricketts

\* - jersey officially retired on Jan. 27, 2001

Jamal Hunter	2001-02
Kenya Hunter	1993-96
Clayton Adams	1988-91
Rod Scott	1979-82
Lonnie McClain	1976-77
Oscar Jackson	1973-75
Jack Baran	1970-71
George Gilbert	1968-69
Rege Malady	1962
Bob Slobodnik	1959-61
Bernie Matthews	1957
<b>DICK RICKETTS*</b>	<b>1952-55</b>
Chuck Jarczyanski	1951
Hank Kuzma	1950

## 13 Mike James

\* - jersey officially retired on Feb. 22, 2017

Mar'Qywell Jackson	2016
Isaiah Watkins	2014
Jason Duty	2008-10
Brian Kelly	2005-06
Kevin Pope	2004
Jeremy Conley	2002
Brandon Gilmore	2001
J-S Esposito	2001
Anthony Smith	1993-94
Mike James	1995-98
Lonnie McClain	1978
George Henry	1956-57
Rocco Julian	1954
Steve Garay	1953
Jim Fallon	1952
Dick Manning	1951
Ed Dahler	1950

## 14

Matus Hronsky	2023
Andy Barba	2022
Ashton Miller	2020
Gavin Bizeau	2019
Kale Abrahamson	2017
Christian Johnston	2015
Simplice Njoya	2002-03
Tony Petrarca	1990-91
Darrell Oliver	1985-87

Fred Moon	1977-80
Jack Yun	1974-75
Tom Mueseler	1971
Bill Zopf	1968-70
Al Kanaan	1967
Ed Leonarczyk	1966
Walt Lautsch	1963-65
Clyde Arnold	1960-62
Jack Sauer	1958
Duke Schneider	1955-57
Marty Schwemmer	1953-54
Fletcher Johnson	1952
Hank Kuzma	1951

## 15 Chuck Cooper

\* - jersey officially retired on Jan. 27, 2001

Mark Beavers	1984-87
Billy Searles	1983
B.B. Flenory	1978-80
Jack Sauer	1956-57
Fred Cohen	1954
Mike Ringer	1951-53
<b>CHUCK COOPER*</b>	<b>1950</b>

## 16

Steve Garay	1951
Steve Skendrovich	1950

## 17

Red Manning	1951
Jim Mohan	1950
Steve Scheeren	1971
Walt Zinn	1969
Bill Reid	1967
Ned Twyman	1959-61
Ron Willard	1963
Ed Binder	1956-58
Lou Iezzi	1953-55

## 20

Joe Reece	2023
Jake Harper	2022
Ryan Murphy	2021
Kellon Taylor	2018-19
Nakye Sanders	2016-17
T.J. McConnell	2011-12
Sean Johnson	2010
Phillip Fayne	2007-08
Ryan Tricco	2004-05
Kevin Forney	2000-03
Vince Clarno	1996-98
Bert Seay	1992-95
Ronnie Dixon	1978-81
Jesse Hubbard	1975-77
Dan Slater	1972
Jarrett Durham	1969-71
Phil Washington	1966; '68
Willie Ross	1963-65
Mike Rice	1961-62
Jim Lott	1958-60

## 21

R.J. Gunn Jr.	2022-223
Michael Hughes	2019-20-21
David Haus	2015-16-17
Brandon Cartmill	2014
Quevyn Winters	2013

# BY THE NUMBERS

jersey numbers worn since 1950

Shawntez Patterson	2009
Shawn James	2008
Brad Midgley	2000-03
John Davis	1996-99
Brian Anselmino	1987-90
Emmett Sellers	1986
Evie Waddell	1985
Derrick Eaglin	1981-84
Paul Kush	1980
Scott Inge	1979
Jesse Hubbard	1978
Bill Celik	1956
Jim Fallon	1953-55
John Nosworthy	1952

## 22

Andy Barba	2023
Mike Bekelja	2021-22
Evan Buckley	2020
Lamar Norman Jr.	2019
Marko Krivacevic	2018
Micah Mason	2014-15-16
Kadeem Pantophlet	2012-13
David Theis	2009-11
Gary Tucker	2007-08
Bryant McAllister	2003-06
Shawn Tann	1998-00
Ed Makay	1992
Richard Jean	1990
Collins Dobbs	1985-86; '88-89
Tom Cvitkovic	1980-82
B.B. Flenory	1977
Lindsey Timmons	1976
Bernie O'Keefe	1974-75
Jack Yun	1973
Steve McHugh	1970-71
Tim Bradley	1969
Pete Kulyk	1968
John Kennedy	1966-67
Ron Willard	1964-65
James McNulty	1963
Bill Stromple	1960-62
Marty Keenan	1957-58
Mickey Winograd	1954-56
Alan Bailey	1953
Mike Buraczewski	1952

## 23

Devin Carney	2023
Primo Spears	2022
Amari Kelly	2019-20-21
Jeremiah Jones	2013-14-15-16
B.J. Monteiro	2011-12
Melquan Bolding	2009-10
David Theis	2008
Robert Mitchell	2007
Jack Higgins	2004-06
Jamal Hunter	2000
Chris Richards	1998-99
Rob Johnson	1997
Neil Gregorio	1996
Jamarr Jackson	1995
Effrem Whitehead	1991-94
Tony Petrarca	1987-89
Greg Harrison	1984
John Farrell	1980-83
Joe Wilson	1957
John Mars	1956

Al Bailey	1952
-----------	------

## 24 Willie Somerset

\* - jersey officially retired on Jan. 27, 2001

Austin Kegerreis	1999
Andy DeSilva	1997-98
Dwayne Butler	1995
Davlin Marshall	1994
Mark Stevenson	1990
Pete Freeman	1988
Todd Preston	1984-87
Joey Myers	1980-83
Don Maser	1977
Roland Jones	1974-76
<b>WILLIE SOMERSET*</b>	<b>1962, '64-65</b>
Jim Kennedy	1952

## 25

Jaylen Cole-Williams	2021-22-23
Tyodus Verhoeven	2018
Spencer Littleton	2017
Damian Saunders	2008-11
Sean McKeon	2005-06
Matt Curley	1995
Miles Powers	1993-94
Ganon Baker	1992
Ralph Leng	1956
Paul Lojpersberger	1955
Edward Miller	1954
Steve Garay	1952

## 30

Jake Harper	2023
Davis Larson	2022
Andre Harris	2021
Jake Harper	2020
Josh Steel	2016-17
Bill Clark	2008-11
Scott Grote	2007
Ryan Lambert	2006
Demetrius Charles	2003
Mike Vukmanovich	2002
Nick Bosnic	1996-98
Marcus Long	1983-84
Tony Long	1981-82
Bill Clarke	1979
Richard Cotten	1975-77
Larry Baldasare	1974
Dave Harrington	1972
Micky Davis	1970-71
Larry Abraham	1967-69
James Smith	1964
Pat Schipani	1963
Carl Kohlman	1961-62
George Henry	1958

## 31

Luke Patten	2022
Jett Roesing	2021
Caleb Davis	2018-19-20
Nick Foschia	2016
Aleksandar Milovic	2009
Stephen Wood	2007-08
Adam Souply	2003-06
Jeff Cornute	2000
Jason Rackley-Mann	1998-99
Chris Walker	1995-97

Keith English	1991-93
Arnd Neuhaus	1987-89
Chris Wilson	1985-86
Dave Ricketts	1955-57
Sid Dambrot	1952

## 32

Kareen Rozier	2023
Zach Snyder	2016-17-18-19
Desmond Ridenour	2014-15
Sean Johnson	2011-13
B.J. Monteiro	2009
Ronnie Thomas	2006
Tyler Bluemling	2002-05
Kevin Price	1995-98
James Natale	1993
James Hargrove	1991-92
Adam Sarson	1985-88
Pat Felix	1977
Ernest Cooper	1976
Hosea Champine	1975
Larry Banaszak	1974
Dave Roddy	1971-72
Willie Hines	1968-70
Rege Malady	1964
Paul Kudelko	1962-63
Bob Tomasic	1961
Bill Strom	1960
Bernie Matthews	1958-59

## 33

Noah Buono	2022
L.G. Gill	2014-15-16
Martins Abele	2012-13
Rodrigo Peggau	2009 -11
Kojo Mensah	2008
Jon Pawlak	2001-02, '04-05
Jeff Radkowski	1997
Doug Arnold	1979-80
Richard Cotten	1978

## 34

Austin Rotroff	2019-20-21-22-23
Nicholas Kratholm	2018
Mamadou Datt	2012-13
Keith Gayden	2005-06
Charles Stanfield	1998-01
Clifton Jones	1997
Matt Curley	1996
Jim Lesko	1994
Alan Watkins	1991-93
Shawn Kelly	1990
Robert Vriend	1989
Kevin McCarthy	1987-88
Barnett Harris	1981-82
Torrell Harris	1978-79
Bill Piekarski	1976-77
Dave Pavlick	1973-75
Mike Barr	1970-72
Ron Connolly	1967-69
Pat Masterson	1964-66
Ray Brokos	1963
Bob DePalma	1958

## 35

Kevin Easley Jr.	2022-23
Noah Buono	2021
Sincere Carry	2019

Kellon Taylor	2017
Jordan Stevens	2015
Derrick Martin	2012-13
Ken Iwuji	1998
John McDonough	1997
Pat Felix	1978-80

## 40

Aaron Lovelace	1998-02
Eriq Mason	1997
Ricky Lopes	1992-94
Brett Paige	1989-90
Jim Balog	1985-88
Jeffrey Baldwin	1978-80
John Thomas	1977
Kip McLane	1973-75
Gary Carter	1971
Perry Johnson	1970
John Kennedy	1968
Bill Reilly	1966-67
Jim Smith	1965
Pat Schipani	1964
Stuart Hayes	1963
Bill Werner	1962
Willie Joe Hunter	1959
Jim McLaughlin	1958

## 41

Ron Dokes	2003-04
Chris Walker	1994
John Moore	1978-81

## 42

Kieron Achara	2004-06
Chris Clark	2000-03
Kevin Shand	1998-99
Vince Clarno	1995
Jamarr Jackson	1994
Thomas Keegan	1990-93
Keith English	1989
Fitzgerald Bobo	1983-86
John Thomas	1978-80
Jeffrey Baldwin	1977
Murray Meikenhaus	1976
Don Maser	1975
Jack Wojdowski	1972-73
Craig Confer	1970
Gary Major	1967-69
Frank Miniotas	1966
Tim Beeman	1965
John Cegalis	1962-64
Mike Wolff	1959

## 43

Sam Bott	2012-13
Jason Duty	2007
William Schohn	1990
Rolf Mayr	1988

## 44

Chad Baker	2021
Baylee Steele	2020
Nick Foschia	2013-14-15
Rich Piekarski	2012
Jimmy Tricco	2003-04
Jack May	2001
Nyah Jones	1998
Terrell Bridges	1994-97

# BY THE NUMBERS

*jersey numbers worn since 1950*

Jim Lesko	1993
Willie Ladson	1991-92
James Felix	1988-89
Emmett Sellers	1983-84 & '87
Bruce Atkins	1979-82
Maurice Drinks	1978
Micky Davila	1975-76; '79
Bernie O'Keefe	1973
Darnell Roebuck	1970-72
Moe Barr	1968-69
Tom Barr	1967
Jim Smith	1966
Jim McNulty	1964-65
Terry Malloy	1961-63
Ron Cygrymus	1959-60

## 45

Isiaha Mike	2017
Marshall Macheledt	2015-16
DeVario Hudson	2005-06
Derrick Alston	1991-94
Darrell White	1988-89

## 50

Eric Williams Jr.	2018-19
Almamy Thiero	2007
Shawn Kelly	1989
Pete Freeman	1987
Dwayne Rawls	1983-86
Ricky Tunstall	1980
Paul Kush	1979
John Moore	1977
Ray Milligan	1973-76
Jack Wojdowski	1971
Tim Bradley	1970
Steve McHugh	1969
Dennis Cuff	1962
Joe Clune	1958

## 51

Dave Udanis	1981; '83-84
-------------	--------------

## 52

Bill Harper	1978
Don Gambridge	1976-77
Lionel Billingy	1972-74
Barry Nelson	1969-71
Rich Carlberg	1966-68
Frank Miniotas	1965
Dennis Cuff	1963-64
Frank Grabowski	1958-60

## 53

Caleb Davis	2017
-------------	------

## 54

Darius Lewis	2014-15
Oliver Lewinson	2009-10
Leroy Mabins	1990-93
Micky Davila	1979
John Werner	1976-77
Murray Meikenhous	1973-74
Garry Nelson	1969-71
George Brown	1958-60

## 55

Quincy McGriff	2023
Mounir Hima	2022

Jordan Robinson	2015-16-17-18
Lucas Newton	2007-10
Andrew Gans	2003-04
Matt Semler	1996
James McDonald	1993
John Werner	1975

## CUMBERLAND POSEY

*Class of 2016*



Cumberland Posey (top left) was the first person to be inducted to both the National Baseball Hall of Fame and Naismith Memorial Basketball Hall of Fame.



Cumberland Posey, Jr., recognized as the first African-American athlete in Duquesne University history, was elected to the Naismith Memorial Basketball Hall of Fame, on April 4, 2016.

Posey, who played at Duquesne from 1916-18, is the first Duke to achieve basketball's highest honor.

Widely recognized as one of the top players of his time, Posey was one of 16 nominees presented to the special direct-elect Early African American Pioneers Committee.

The Pittsburgh native, who led the Dukes in scoring for three seasons under the alias Charles Cumbert, was considered - along with Harvard grad Edwin Henderson, a 2013 Naismith Hall of Fame inductee - to have been instrumental in introducing basketball to the African-American

community in the early 1900s.

In addition to playing for Duquesne, Posey's impact on the future of the game of basketball began when he formed the Monticello Rifles - one of the first great Black barnstorming basketball teams. The Rifles, under Posey, won a Colored Basketball World Championship in 1911-12 before eventually absorbing all of Pittsburgh's best Black fives to form the Loendi Big Five, a team that became a dynasty by winning four-straight Colored Basketball World Championships between 1920 and 1923.


While playing for the Monticello Rifles, Posey also played baseball locally for the Murdock Grays - precursor to the renowned Homestead Grays. Posey went on to manage and eventually own the Grays after retiring from basketball in the late 1920s. Cited as a chief architect of the Negro National League, Posey remained active in baseball until succumbing to cancer in 1946.

On Feb. 27, 2006, Posey was honored for his contributions to the game by being one of 17 Negro League greats selected to the National Baseball Hall of Fame. He is the first person to be named to both the National Baseball and Naismith Basketball Halls of Fame.

Posey was inducted to the Duquesne Sports Hall of Fame as part of a pre-World War II group in 1988.

## CHUCK COOPER

*Class of 2019*



All-American Chuck Cooper (1947-50), shown here with Boston Celtics head coach Red Auerbach, was the first African-American drafted by an NBA team.



Duquesne All-American and National Basketball Association trailblazer Chuck Cooper (1947-50) was named to the Naismith Memorial Basketball Hall of Fame on April 5, 2019.

The first African-American drafted by an NBA team, Cooper was one of 14 nominees presented to the special direct-elect Early African-American Pioneers Committee. With his induction, the Pittsburgh native joined Cumberland Posey,

class of 2016, as the second former Duquesne player in the Hall of Fame.

"I don't give a damn if he's striped or plaid or polka-dot, Boston takes Charles Cooper of Duquesne!" were the history-making words of Boston Celtics owner Walter Brown when he chose Cooper with the 13th pick (second round) of the NBA Draft on April 25, 1950. Cooper was one of three African-American players who made an indelible impact on the NBA in 1950-51 along with Nat "Sweetwater" Clifton and Earl Lloyd.

Clifton, the first African-American to sign an NBA contract, and Lloyd, the first African-American to appear in an NBA game - he took the floor one day before Cooper - were inducted to the Hall in 2014 and 2008 respectively.

Chuck began his college basketball career at historically Black West Virginia State before entering the U.S. Navy in 1945. He served in the military for two years prior to enrolling at Duquesne. Cooper's basketball career flourished on The Bluff, as he led the Dukes to a 78-19 record and two appearances in the National Invitation Tournament in three seasons. He was the captain and leading scorer for a 1949-50 team that was the first in school history to be ranked for an entire season. The 1950 squad, which reached No. 2 in the Associated Press Poll, finished with a 23-6 record and No. 6 national ranking and advanced to the semifinal of the NIT before falling to eventual champion City College of New York.

Cooper, who had 2,725 points, 2,431 rebounds and 733 assists in a six-year NBA career (1950-56), spent four seasons in Boston where he played for legendary coach Red Auerbach and was a teammate of the great Bob Cousy. He also played for the Milwaukee Hawks and Fort Wayne Pistons and was part of five playoff teams.

A member of the Pennsylvania Sports Hall of Fame, Cooper earned a bachelor's degree in education from Duquesne in 1950. After his basketball career concluded, he continued to blaze a trail, earning a master's degree in social work from the University of Minnesota in 1960. In 1970, he became the City of Pittsburgh's first African-American department head when he was named to lead the Parks & Recreation Department. He later served as Pittsburgh National Bank's first Urban Affairs Officer.

Cooper passed away in May of 1984.



## RETIRED JERSEYS

The Department of Athletics retired the jerseys of five of its all-time greatest players during halftime of the Xavier game on Jan. 27, 2001, when Chuck Cooper, Sihugo Green, Norm Nixon, Dick Ricketts and Willie Somerset all had replica jerseys unveiled from the Palumbo Center rafters. Mike James was added to the list prior to the Fordham game on Feb. 22, 2017. Here is a brief career summary of the six honorees listed chronologically:

### #15 CHUCK COOPER

1947-50 • Pittsburgh Pa. • (Westinghouse)

Cooper, a forward, was a consensus 2nd team All-American in 1950 (First Team - Look Magazine, Converse Yearbook; Second Team - International News Service, Helms Foundation; Fourth Team - The Sporting News) ... had his jersey #15 retired in 2001 ... led the Dukes to a 78-19 record and two NIT appearances in his four-year career ... captained the 1949-50 squad - the first Duquesne team to be ranked for an entire season by the Associated Press - to a 23-6 record and No. 6 national ranking ... made basketball history as the first African-American player drafted by a National Basketball Association team when he was selected by the Boston Celtics with the first pick of the second round (13th overall) on April 25, 1950 ... went on to have a six-year NBA career ... led Pittsburgh's Westinghouse High School to a City League title before heading to historically black West Virginia State College, whose program also produced fellow NBA pioneer Earl Lloyd ... played a promising semester there before leaving to enter the military in the winter of 1944-45 ... after a tour of duty on the West Coast, Cooper returned home to Pittsburgh and enrolled at Duquesne ... was inducted to the Naismith Memorial Basketball Hall of Fame in 2019.

### #12 DICK RICKETTS

1952-55 • Pottstown, Pa. • (Pottstown)

Ricketts, a forward, was Duquesne's first three-time All-American ... named 2nd team in 1953, consensus 2nd team in 1954 and consensus 1st team in 1955 ... had his jersey #12 retired in 2001 ... helped DU to a 92-19 record in four seasons ... averaged 17.7 points and 12.2 rebounds per game for his career ... still holds school records for career points (1,963) and rebounds (1,359) ... one of seven Dukes to average in double-digits (scoring) for four seasons ... averaged double digits in both points and rebounds in each of his four seasons ... scored 23 points against Bowling Green in his first college game in an era when freshmen rarely played varsity ball ... was the first player to score over 600 points and average over 20 points per game in a season (20.9 ppg.) when he totaled 606 as a sophomore ... teamed with Sihugo Green to lead the Dukes to the 1955 NIT title ... led Duquesne to a Top 10 final AP rank in each of his four seasons on the Bluff (No. 4 in 1952, No. 9 in 1953, No. 5 in 1954 and No. 6 in 1955) ... was the first player chosen in the 1955 NBA draft ... went on to have a three-year NBA career with the Rochester/Cincinnati Royals (1956-58) ... also reached the major leagues as a pitcher for the St. Louis Cardinals in 1959 ... turned down a professional baseball contract offer to attend Duquesne ... helped Pottstown High School to a national scholastic record 48 consecutive wins in baseball ... hit .400 in four seasons of baseball at DU.

### #11 SIHUGO GREEN

1954-56 • Brooklyn, N.Y. • (Boys)

Green, a guard, is the only two-time consensus 1st team All-American in school history ... was named 2nd team in 1954 and consensus 1st team in 1955 & 1956 ... had his jersey #11 retired in 2001 ... averaged 19.8 points and 11.5 rebounds for his career ... finished with 1,605 points ... had 936 rebounds while standing 6-2 ... helped DU to a 65-17 record during his three-year career ... scored a then-school record 662 points as a senior ... helped the Dukes to the 1955 NIT title and later went on to be part of the 1966 NBA World Champion Boston Celtics ... "Si Green, at 6-2, must be the best college basketball player in the country today. In a sense, he is to college basketball what Ray Robinson was to boxing - the best fighter pound for pound," said the New York Post's Milton Gross following Duquesne's 1955 NIT Championship ... played for three NIT teams at Duquesne (DU went 65-17 in his three seasons) was the first overall pick of the 1956 NBA draft ... had a nine-year NBA career with five teams.

### #24 WILLIE SOMERSET

1962-65 • Farrell, Pa. • (Farrell)

Somerset, a guard, was named 1st team All-American by Coach and Athlete Magazine and Helms Foundation and 2nd team by Converse Yearbook in 1965 ... had his jersey #24 retired in 2001 ... scored more points in three seasons (1,725) than any other Duquesne player ... his 22.7 ppg. career scoring average (min. 800 points) stands as the best in school history ... topped the 30-point mark a school-record 16 times in his three-year career ... was forced to miss the 1962-63 season with a leg injury ... led DU to NIT appearances in 1962 & 1964 before earning All-America honors in 1965 ... holds the record for most points scored in a college game at Pittsburgh's defunct Civic/Mellon Arena with his 47 points vs. Xavier in 1964... played professionally for the Baltimore Bullets (one season) and ABA Houston Mavericks (two seasons) ... played in the 1969 ABA All-Star Game ... holds the distinction of being first Duquesne player drafted by Major League Baseball, when he was taken as an infielder in the 3rd round (50th overall) of the 1966 January amateur draft by the Pittsburgh Pirates ... Somerset is the highest drafted DU baseball player ever.

### #10 NORM NIXON

1974-77 • Macon, Ga. • (Southwest)

Had his jersey #10 retired in 2001 ... led Duquesne to the first Atlantic 10 (then Eastern 8) Championship on his way to being named the league's first player of the year in 1977 ... handed out a school record 577 assists while averaging 17.4 ppg. for his career ... one of seven Dukes to average in double-digits (scoring) for four seasons ... said then-Penn. and future Detroit Pistons, coach Chuck Daly - a Naismith Memorial Basketball Hall of Famer - of Nixon: "There are a lot of players who shoot well when they are 12 points up. Nixon shoots well when the game is up for grabs. He is the best I've seen in college ball shooting off the transition-style offense." ... joined Dick Ricketts and Sihugo Green as Duquesne first round draft picks when he was chosen 22nd by the Los Angeles Lakers in 1977 ... had the most-successful NBA career of any DU player ... earned a spot on the 1977-78 NBA All-Rookie Team ... his .497 first-year field goal percentage was the best in the 33-year history of NBA rookies at the time ... was the second player in Laker history (Jerry West was the first) to score 1,000 points as a rookie ... played for two World Champion Los Angeles Lakers teams during his 10 NBA seasons ... also played for the L.A. Clippers ... appeared in two NBA All-Star Games ... finished his NBA career with 12,065 points and 6,386 assists in 768 games.

### #13 MIKE JAMES

1995-98 • Amityville, N.Y. • (Amityville)

Had his jersey #13 retired in 2017 ... had the longest NBA career of any Duquesne player, playing for 11 teams in 12 seasons ... was named first team All-Atlantic 10 in 1998 and third team in 1996 ... led the Dukes in steals and assists as a sophomore, junior and senior ... finished his career with 1,411 points ... was one of eight players chosen to participate in the National Slam Dunk Championship at the 1998 Final Four in San Antonio ... joined the NBA as an undrafted free agent in 2001 ... was the first undrafted NBA player to average 20 points per game when he averaged 20.3 ppg. for the Toronto Raptors in 2005-06 ... was part of a World Championship team with the Detroit Pistons in 2004 ... scored 5,863 points and handed out 2,075 assists in 595 career NBA games.

A total of 27 all-time greats comprised the Duquesne University Men's Basketball All-Century Team that was announced on Feb. 1, 2016 in conjunction with Duquesne's 100th season of basketball. The team consists of 12 automatic selections and 15 additional all-time greats who were chosen by a fan vote.

All 12 automatic selections either earned All-America honors and/or



GoDuquesne.com/DUKES100

had their jersey retired by the University. DU's 11 All-Americans include: Moe Becker (1939-41), Paul Birch (1933-35), Herb Bonn (1935-37), Chuck Cooper (1947-50), Sihugo Green (1954-56), Ed Milkovich (1939-41), Walter Miller (1935-37), Dick Ricketts (1952-55), Willie Somerset (1962, '64-'65), Jim Tucker (1952-54) and Paul Widowitz (1939-41). Cooper, Green, Norm Nixon (1974-77), Ricketts and Somerset all had their jerseys retired in 2001.

Ricketts and Green, who led the Dukes to the 1955 NIT title and went on to

be the first overall picks in back-to-back NBA drafts (Ricketts in 1955 and Green in 1956), are the only consensus first team All-Americans in school history.

The fan vote added 15 members to the team including: Derrick Alston (1991-94), Bruce Atkins (1979-82), Mike Barr (1970-72), Moe Barr (1967-69), Lionel Billingsy (1972-74), Mickey Davis (1970-71), Jarrett Durham (1969-71), B.B. Flenory (1977-80), Ron Guziak (1966-68), Aaron Jackson (2006-09), Mike James (1995-98), Barry Nelson (1969-71), Garry Nelson (1969-71), Mike Rice (1961-62) and Bill Zopf (1968-70).

Seventeen members of the All-Century team were drafted by the National Basketball Association, led by Cooper who was the first African-American taken by an NBA team when he was selected by the Boston Celtics in 1950. A total of 18 members of the All-Century team went on to play in the NBA.

## Automatic Selections (12)

Moe Becker	1939-41
Paul Birch	1933-35
Herb Bonn	1935-37
Chuck Cooper	1947-50
Sihugo Green	1954-56
Ed Milkovich (Melvin)	1939-41
Walter Miller	1935-37
Norm Nixon	1974-77
Dick Ricketts	1952-55
Willie Somerset	1962, '64-'65
Jim Tucker	1952-54
Paul Widowitz	1939-41


## Selected by Fan Vote (15)

Derrick Alston	1991-94
Bruce Atkins	1979-82
Mike Barr	1970-72
Moe Barr	1967-69
Lionel Billingsy	1972-74
Mickey Davis	1970-71
Jarrett Durham	1969-71
B.B. Flenory	1977-80
Ron Guziak	1966-68
Aaron Jackson	2006-09
Mike James	1995-98
Barry Nelson	1969-71
Garry Nelson	1969-71
Mike Rice	1961-62
Bill Zopf	1968-70


## ALL-CENTURY TEAM BIOS

### Paul Birch • 1933-35

Birch, a guard, was Duquesne's first All-American ... named 1st team by Converse Yearbook after leading the Dukes to a 18-1 record as a senior ... DU went 52-4 in his three seasons on the Bluff ... helped produce a school record




24-game win streak in 1933-34 and 1934-35 ... was part of DU's first Sports Hall of Fame class ... legendary Dukes head coach Chick Davies cited Birch as the best player he ever coached ... Birch toured with the Original Celtics before serving as player-coach for the Youngstown Bears (NBL) and Pittsburgh Ironmen (BAA) ... averaged 4.3 ppg with Youngstown, Pittsburgh and Fort Wayne in six pro seasons in 1938-39 and 1941-42 through 1945-46 ... compiled a 105-102 record (.507) in three seasons as head coach of the Fort Wayne Pistons (1951-52 through 1953-54) ... attended Homestead High School and later coached the school to the 1939 state title ... later coached General Braddock to the 1973 state crown.



### Herb Bonn & Walter Miller • 1935-37


Bonn, a guard, was named 1st team All-American by College Humor Magazine in 1935 and Miller, a center, was named 1st team All-American by College Humor Magazine in 1936 ... Duquesne went 45-10 during the duos playing career ... Bonn, who was part of DU's third Sports Hall of Fame class, played two professional seasons for the NBL Pittsburgh Pirates ... Miller scored a team-high 138 points on his way to being named Pittsburgh Press all-district ... was named to DU's Sports Hall of Fame in 1974 ... attended Homestead High School ... played one season for the NBA Pittsburgh Ironmen ... went on to be a coach, athletic director and principal at Wilksburg High School ... also played football for the Dukes.



### Moe Becker, Ed Milkovich (Melvin) & Paul Widowitz • 1939-41


(all members of the 1940-41 Iron Dukes)

Becker, a forward, was named 1st team All-American by Madison Square Garden in 1941 ... Milkovich, a forward, was named 1st team All-American by Madison Square Garden in 1940 ... Widowitz, a guard, was named 2nd team All-American by Madison Square Garden in 1940 & 1941 ... the trio helped DU to a 51-10 record in three seasons ... the group was part of the first team in NCAA history to play in the both the NIT and NCAA Tournament in the same season (1940) ... Becker, Milkovich and Widowitz led the Dukes to an NIT berth in 1941 (DU declined a NCAA Tournament bid to play in the NIT) ... were all named to the Duquesne Sports Hall of Fame in 1968 as part of the 1940-41 "Iron Dukes" team ... Becker played professionally in the ABL, NBL, and NBA ... he returned to Pittsburgh after his playing career to coach at Braddock High School ... Milkovich went on to coach collegiately for 17 seasons at both St. Bonaventure and Toledo ... the former Duke was head coach of the Bonnies when they met Duquesne in the first televised game to originate from Pittsburgh on Feb. 11, 1952 ... St. Bonaventure and Duquesne were the nation's only unbeaten schools at the time ... Milkovich played the 1947 season for the NBA Pittsburgh Ironmen along with Becker and fellow Duke Walter Miller ... attended Pittsburgh's South High School.




## Chuck Cooper • 1947-50

Cooper, a forward, was a consensus 2nd team All-American in 1950 (First Team - Look Magazine, Converse Yearbook; Second Team - International News Service, Helms Foundation; Fourth Team - The Sporting News) ... had his jersey #15 retired in 2001 ... led the Dukes to a 78-19 record and two NIT appearances in his four-year career ... captained the 1949-50 squad - the first Duquesne team to be ranked for an entire season by the Associated Press - to a 23-6 record and No. 6 national ranking ... made basketball history as the first African-American player drafted by a National Basketball Association team when he was selected by the Boston Celtics with the first pick of the second round (13th overall) on April 25, 1950 ... went on to have a six-year NBA career ... led Pittsburgh's Westinghouse High School to a City League title before heading to historically black West Virginia State College, whose program also produced fellow NBA pioneer Earl Lloyd ... played a promising semester there before leaving to enter the military in the winter of 1944-45 ... after a tour of duty on the West Coast, Cooper returned home to Pittsburgh and enrolled at Duquesne.




## Jim Tucker • 1952-54

Tucker, a forward, was named 2nd team All-American by Helms Foundation and International News Service in 1952 ... Duquesne went 70-15 and finished ranked in the AP Top 10 in each of his three seasons ... was the first player in school history to score 500 points in a season (512 points, 18.9 ppg.) when he helped lead the '52 Dukes to a 23-4 record and No. 4 national rank as a sophomore ... Duquesne's 1952 team played in both the NIT and NCAA Tournament ... beginning with the 1953 season, the NCAA decreed that colleges could not participate in two post-season tournaments in the same year ... helped DU to a third place NIT finish in 1953 (21-8) and runner-up NIT finish in 1954 (26-3) ... the '54 Dukes were the first (and only) DU team to ever reach No. 1 in both the AP and UPI polls following a 20-0 start ... was the third player in school history to top 1,000 points ... he finished with 1,091 despite missing the first semester of his junior year ... DU head coach Duddy Moore called Tucker: "the greatest jumper in college basketball today" in 1953 ... played three seasons with the NBA Syracuse Nationals ... joined Earl Lloyd as the first two African-American players to play for an NBA championship team in 1955 ... recorded the fastest triple-double in NBA history (17 minutes) in a game against the New York Knicks on Feb. 20, 1955 (finished with 12 points, 10 rebounds and 12 assists). The mark stood until Denver's Nikola Jokic broke it in 14:33 of court time vs. Milwaukee (30-17-15) on Feb. 15, 2018.




## Dick Ricketts • 1952-55

Ricketts, a forward, was Duquesne's first three-time All-American ... named 2nd team in 1953, consensus 2nd team in 1954 and consensus 1st team in 1955 ... had his jersey #12 retired in 2001 ... helped DU to a 92-19 record in four seasons ... averaged 17.7 points and 12.2 rebounds per game for his career ... still holds school records for career points (1,963) and rebounds (1,359) ... one of seven Dukes to average in double-digits (scoring) for four seasons ... averaged double digits in both points and rebounds in each of his four seasons ... scored 23 points against Bowling Green in his first college game in an era when freshmen rarely played varsity ball ... was the first player to score over 600 points and average over 20 points per game in a season (20.9 ppg.) when he totaled 606 as a sophomore ... teamed with Sihugo Green to lead the Dukes to the 1955 NIT title ... led Duquesne to a Top 10 final AP rank in each of his four seasons on the Bluff (No. 4 in 1952, No. 9 in 1953, No. 5 in 1954 and No. 6 in 1955) ... was the first player chosen in the 1955 NBA draft ... went on to have a three-year NBA career with the Rochester/Cincinnati Royals (1956-58) ... also reached the major leagues as a pitcher for the St. Louis Cardinals in 1959 ... turned down a professional baseball contract offer to attend Duquesne ... helped Pottstown High School to a national scholastic record 48 consecutive wins in baseball ... hit .400 in four seasons of baseball at DU.




## Sihugo Green • 1954-56

Green, a guard, is the only two-time consensus 1st team All-American in school history ... was named 2nd team in 1954 and consensus 1st team in 1955 & 1956 ... had his jersey #11 retired in 2001 ... averaged 19.8 points and 11.5 rebounds for his career ... finished with 1,605 points ... had 936 rebounds while standing 6-2 ... helped DU to a 65-17 record during his three-year career ... scored a then-school record 662 points as a senior ... helped the Dukes to the 1955 NIT title and later went on to be part of the 1966 NBA World Champion Boston Celtics ... "Si Green, at 6-2, must be the best college basketball player in the country today. In a sense, he is to college basketball what Ray Robinson was to boxing - the best fighter pound for pound," said the New York Post's Milton Gross following Duquesne's 1955 NIT Championship ... played for three NIT teams at Duquesne (DU went 65-17 in his three seasons) was the first overall pick of the 1956 NBA draft ... had a nine-year NBA career with five teams.




## Willie Somerset • 1962-64, '65

Somerset, a guard, was named 1st team All-American by Coach and Athlete Magazine and Helms Foundation and 2nd team by Converse Yearbook in 1965 ... had his jersey #24 retired in 2001 ... scored more points in three seasons (1,725) than any other Duquesne player ... his 22.7 ppg. career scoring average (min. 800 points) stands as the best in school history ... topped the 30-point mark a school-record 16 times in his three-year career ... was forced to miss the 1962-63 season with a leg injury ... led DU to NIT appearances in 1962 & 1964 before earning All-America honors in 1965 ... holds the record for most points scored in a college game at Pittsburgh's defunct Civic/Mellon Arena with his 47 points vs. Xavier in 1964 ... played professionally for the Baltimore Bullets (one season) and ABA Houston Mavericks (two seasons) ... played in the 1969 ABA All-Star Game ... holds the distinction of being first Duquesne player drafted by Major League Baseball, when he was taken as an infielder in the 3rd round (50th overall) of the 1966 January amateur draft by the Pittsburgh Pirates ... Somerset is the highest drafted DU baseball player ever.



## Norm Nixon • 1974-77

Had his jersey #10 retired in 2001 ... led Duquesne to the first Atlantic 10 (then Eastern 8) Championship on his way to being named the league's first player of the year in 1977 ... handed out a school record 577 assists while averaging 17.4 ppg. for his career ... one of seven Dukes to average in double-digits (scoring) for four seasons ... said then-Penn. and future Detroit Pistons, coach Chuck Daly of Nixon: "There are a lot of players who shoot well when they are 12 points up. Nixon shoots well when the game is up for grabs. He is the best I've seen in college ball shooting off the transition-style offense." ... joined Dick Ricketts and Sihugo Green as Duquesne first round draft picks when he was chosen by the Los Angeles Lakers in 1977 ... had the most-successful NBA career of any DU player ... earned a spot on the 1977-78 NBA All-Rookie Team ... his .497 first-year field goal percentage was the best in the 33-year history of NBA rookies at the time ... was the second player in Laker history (Jerry West was the first) to score 1,000 points as a rookie ... played for two World Champion Los Angeles Lakers teams during his 10 NBA seasons ... also played for the L.A. Clippers ... appeared in two NBA All-Star Games ... finished his NBA career with 12,065 points and 6,386 assists.






## Derrick Alston • 1991-94


Was a first team All-Atlantic 10 pick after leading the conference in scoring (21.3 ppg.) and leading Duquesne to the NIT in 1994 ... was a second team all-conference pick in 1992 ... was also named to the 1991 A-10 all-freshman team ... earned a spot on the '94 A-10 All-Championship team ... finished as DU's second-leading scorer with 1,903 points ... also had 879 career rebounds and 229 blocks ... his .561 career field goal percentage is the best in school history ... is one of only two players (Bruce Atkins is the other) to lead the team in rebounding for four consecutive seasons ... one of seven Dukes to average in double-digits (scoring) for four seasons ... scored in double digits 97 times in 114 games ... ended an 11-year Duquesne

NBA draft drought when he was selected in the second round by the Philadelphia 76ers in 1994 ... went on to have a three-year NBA career with the Sixers and Atlanta Hawks.




## Bruce Atkins • 1979-82

Duquesne's only two-time first team All-Atlantic 10 player ... helped the Dukes to a share of the Atlantic 10 regular season title in both 1980 and 1981 ... finished his career with 1,533 points and 1,147 rebounds ... is one of two players (Dick Ricketts is the other) to finish his career with over 1,500 points and 1,000 rebounds ... his .557 career field goal percentage is the second-best in school history ... started 111 of 111 games at DU ... posted a school record 58 double-doubles ... led the A-10 in rebounding in 1981 and 1982 ... led DU in rebounding in each of his four seasons ... one of seven Dukes to average in double-digits (scoring) for four seasons ... was the 1979 A-10 Rookie of the Year ... his six career A-10 player of the week honors are tied with Aaron Jackson for most in school history ... was drafted in the fourth round by the Philadelphia 76ers in 1982.



## Lionel Billingsy • 1972-74

The "Big Train" scored 1,156 points and pulled down 893 rebounds in 65 games at Duquesne ... averaged 17.8 points and a school record 13.7 rebounds per game for his career ... ranked among the nation's top 25 rebounders in both 1972 (14.3 rpg.) & 1973 (13.6 rpg.) ... recorded 48 double-doubles (nearly 74 percent of his total games played) ... holds the school record for most points scored against Pitt with a 35-14 double-double in the 1971 Steel Bowl championship (his sophomore season) ... named honorable mention All-American by Converse and Universal Sports ... was drafted in the fourth round of the 1974 NBA draft by the Milwaukee Bucks ... was also drafted in the third round by the ABA Virginia Squires ... played one season for the Squires ... went on to have a long professional career playing and coaching in France and Belgium.




## Mike Barr • 1970-72

Was drafted by the Chicago Bulls in the 13th round of the 1972 NBA draft ... was also chosen by the ABA Virginia Squires ... played four seasons with the Squires, Saint Louis Spirit and NBA Kansas City Kings ... scored 605 points in three seasons at DU ... DU went 58-16 during his career ... was an ABA Rookie of Year candidate playing with Julius Erving for the Squires in 1972-73 ... averaged 13.4 ppg. and set an unofficial school record with 142 assists (5.7 apg.) as a senior for a 20-5 team ... was also an outstanding baseball player at Duquesne where he hit .477 as junior outfielder/first baseman.



## Moe Barr • 1967-69

Played for the Cincinnati Royals in 1971 ... played for Duquesne's 1969 NCAA Regional semifinalists ... scored 1,094 points in three seasons ... was known for his consistency ... his scoring average never varied by more than .5 points: 14.7 ppg. as a sophomore, 15.2 as a junior and 15.0 as a senior.



## Mickey Davis • 1970-71

Averaged 15.1 ppg. as a sophomore and 19.1 ppg. as a junior before foregoing his senior season to sign with the ABA Pittsburgh Condors ... went on to have a five-year NBA career with the Milwaukee Bucks ... was described as "a beautifully coordinated, fluidly-moving artist with the body control of a gymnast" by Pat Livingston of the Pittsburgh Press in February of 1971 ... scored 840 points (17.1 ppg.) and pulled down 420 rebounds (8.6 rpg.) in his two-year DU career ... led DU's 1971 NCAA Tournament team (21-4) in scoring (19.1 ppg.), rebounding (9.5 rpg.) and assists (5.6 apg.) ... showed his all-around game by recording an "unofficial" triple-double with 20 points, 11 rebounds and 12 assists in No. 10 (AP) Duquesne's 95-86 win at No. 11 La Salle on Feb. 17, 1971 (assists weren't officially recorded as an NCAA stat until 1983-84).




## Jarrett Durham • 1969-71

Was drafted in the fourth round by the Detroit Pistons in 1971 ... played one season for the ABA New York Nets ... played on two NCAA Tournament (1969 & 1971) and one NIT (1970) team in his three seasons at Duquesne (59-16 overall) ... his 18.0 ppg. career scoring average ranks third on Duquesne's all-time list (only first-team All-Americans Willie Somerset (22.7 ppg.) and Sihugo Green (19.8 ppg.) averaged more ppg. at Duquesne) ... averaged 17.4 ppg. as a sophomore, 18.9 ppg. as a junior and 18.0 ppg. as a senior ... finished with 1,339 career points ... only Somerset & Green scored more in three seasons ... led the Dukes in scoring as a sophomore and junior and finished second to future NBA player Mickey Davis (Milwaukee Bucks) as a senior ... was an AP honorable mention All-American as a junior ... was named to the NCAA All-East Regional team as a sophomore ... appeared in seven NCAA Tournaments in four different decades as a player, assistant coach and head coach: 1969 & 1971 as a player at Duquesne; 1982 & 1983 as an assistant coach at Robert Morris and 1989, 1990 and 1992 as a head coach at Robert Morris.




## B.B. Flenory • 1977-80

Earned first team All-Atlantic 10 honors in 1980 ... finished his career with 1,382 points and 309 assists ... is the only player to lead Duquesne in scoring and assists in three consecutive seasons ... was the first Duke to lead the A-10 in scoring when he averaged 20.4 ppg. in 1979 ... teamed with Bruce Atkins to lead the Dukes to a share of the A-10 regular-season title in 1980 ... posted the 11th- and second-highest scoring games in school history in a span of two days with back-to-back games of 41 (vs. Marshall) and 48 points (vs. Ohio) at the 1978 West Virginia Classic ... is the only Duquesne player to score 40 or more in consecutive games ... his six career games with 30 or more points ranks fourth all-time ... is the only *Parade* All-American in Duquesne history.



## Ron Guziak • 1966-68

Scored 1,049 points in his three-year career ... averaged 15.0 points and 8.3 rebounds per game for his career ... holds the school record for points in a game with 50 at Saint Francis U on March 6, 1968 ... led the '68 Dukes in scoring at 18.6 ppg.






## ALL-CENTURY TEAM


### Aaron Jackson • 2006-09

A first team All-Atlantic 10 pick in 2009 ... finished his career with 1,428 points in a school record-tying 120 consecutive games played (did not miss a game in his career) ... ended up ranked among Duquesne's Top 10 in career assists (505) and steals (169) ... finished as the top shooting guard in school history at .521 ... totaled 20 or more points in a game 18 times (15 as a senior) with a career high of 46 in his final game (at Virginia Tech in the NIT) ... the NIT game marked DU's first post-season appearance since 1994 ... saw Duquesne increase its win total from 3-24 as a freshman to 10-19 as a sophomore, 17-13 as a junior and 21-13 as a senior ... the 17-13 record in 2008 marked DU's first winning season since 1994 ... the 21 victories in 2009 marked Duquesne's first 20-win season since 1981 and was the most wins by a Dukes team since 1971 ... earned a spot on the 2009 All-Atlantic 10 Championship team after leading the Dukes to three wins in three nights and an appearance in the title game for the first time since 1981 ... improved his scoring average from 9.0 ppg. to 19.3 ppg. in earning the A-10 Chris Daniels Award as the league's most-improved player in 2009 ... played his senior year with a roster that featured 10 underclassmen including seven freshmen ... was Duquesne's first first team All-Atlantic 10 player since Mike James in 1998 ... earned first team All-A-10 honors despite not being named to any of the three 2008-09 preseason All-Atlantic 10 teams ... earned Atlantic 10 Player of the Week honors a school record-tying six times in his career (two as a sophomore and a DU single-season record four times as a senior).



### Mike James • 1995-98


Had the longest NBA career of any Duquesne player ... played for 11 teams in 12 seasons ... was named first team All-Atlantic 10 in 1998 and third team in 1996 ... led the Dukes in steals and assists as a sophomore, junior and senior ... finished his career with 1,411 points ... was one of eight players chosen to participate in the National Slam Dunk Championship at the 1998 Final Four in San Antonio ... joined the NBA as an undrafted free agent in 2001 ...



was the first undrafted NBA player to average 20 points per game when he averaged 20.3 ppg. for the Toronto Raptors in 2005-06 ... was part of a World Championship team with the Detroit Pistons in 2004.


### Barry Nelson • 1969-71

Was drafted in the fifth round by the Milwaukee Bucks in 1971 and played the 1972 season for the defending World Champions ... played on two NCAA Tournament (1969 & 1971) and one NIT (1970) team in his three seasons at Duquesne (59-16 overall) ... totaled 669 points and 546 rebounds in his career ... played professionally in France for three seasons ... appeared on the April 14, 1971 episode of Mr. Roger's Neighborhood with his brother Garry to talk about how twins are the same and different ... they went outside to demonstrate a basic warm-up technique used in basketball, before moving back inside where Picture-Picture showed a film of the Nelsons playing basketball ... when the film was finished, they watched it in reverse ... famously wrestled "Gentleman Ben" - a 7-foot-10, 675-pound Alaskan brown bear - at the West Penn Sportsmen's Show at the Civic Arena in 1970 ... the match, which occurred on the day between wins over Xavier and Steubenville, earned Nelson both \$50 and the wrath of head coach Red Manning.




### Garry Nelson • 1969-71

Teamed with his twin brother Barry to give the Dukes one of the most physical frontcourts in the country ... played on two NCAA Tournament (1969 & 1971) and one NIT (1970) team in his three seasons at Duquesne (59-16 overall) ... finished his career with 958 points and 722 rebounds (12.8, 9.6) ... led the team in field-goal percentage all three seasons and in rebounding as a sophomore and junior ... was drafted in the fifth round by the NBA Buffalo Braves ... was also chosen in the ABA draft by the Dallas Chaparrals ... played one season in Italy after being released by the Chaps prior to the 1971-72 season.



### Mike Rice • 1961-62

Averaged 14.3 points and 8.5 rebounds in two seasons after transferring to the Bluff from Detroit Tech ... averaged 15.5 points per game as a junior and 13.7 ppg. as a senior ... helped the '62 team to a 22-7 record and fourth place NIT finish ... the 1962 Dukes, the first Red Manning-coached DU team to reach the postseason, finished ranked No. 17 by AP and No. 18 by UPI.



### Bill Zopf • 1968-70

Was taken in the second round of the 1970 NBA draft by the Milwaukee Bucks and was part of Milwaukee's 1971 World Championship team ... played for two NIT (1968 & 1970) and one NCAA Tournament team (1969) in his three seasons at Duquesne ... the Dukes were 56-19 over that span ... known primarily as a playmaker, he finished his career with 999 points ... averaged 15.3 points, 6.3 rebounds and 5.3 assists in three 1969 NCAA Tournament games ... is the only DU men's basketball player to earn Academic All-America, which he did in 1969 and 1970 ... "Billy is just one of the best backcourt men ever at this school, and that covers a lot of good ones," said DU head coach Red Manning prior to the 1969-70 season. "For defense and inspiration, he has no peer." Said Sports Illustrated in its 1969-70 preseason college basketball issue - which picked the Dukes No. 5:

"The Dukes are famous for guards - Dave Ricketts, Sihugo Green, Willie Somerset were some of the best who played their college basketball there - and this season they have another one, Billy (Zip) Zopf, a little lefty who steals passes, feeds his teammates, scores points, earns almost straight A's and hopes to be a Rhodes Scholar after he graduates. He not only can see the Monongahela River from up on the Bluff, he can pronounce it."



## WHY DUKES?

The nickname “Dukes” dates back to the changing of the name of the University from the University of the Holy Ghost to Duquesne University of the Holy Ghost in 1911 (the shortened version, Duquesne University, became official in 1935). The name Duquesne was chosen in honor of Ange Duquesne de Menneville, Marquis du Quesne, the French governor of New France who built Fort Duquesne at The Point in Pittsburgh in 1754 and was the first man to bring Catholic observances to the city. Since a Marquis and a Duke dress similarly, the unofficial symbol of the school’s athletic teams became a man dressed in a top hat, tails and a sash of royalty across the chest. Dukes being more readily known than Marquis, the name Duke was popularly assigned to the symbol and it has stuck ever since.

## IT ALL BEGAN ON JAN. 9, 1914

Duquesne defeated Bethany, 43-28, at home its first game on Jan. 9, 1914. The 2015-16 season was the 100th of DU basketball (DU did not field teams in 1944-45-46 due to World War II).

## CUMBERLAND POSEY, JR.

Duquesne, which was at the forefront among predominately white colleges in the recruitment of Black athletes, lists Cumberland Posey, Jr. as its first recorded Black athlete. Posey, who led the Dukes in scoring for three seasons from 1916-18 under the name of Charles Cumbert, is considered to have been instrumental in introducing basketball to the Black community in the early 1900s. Prior to his stint at Duquesne, Posey formed the Monticello Rifles - one of the first great Black barnstorming basketball teams. The Rifles, under Posey, eventually absorbed all of Pittsburgh’s best black fives to form the Loendi Big Five, a team that became a dynasty by winning four-straight Colored Basketball World Championships between 1920 and 1923. Posey went on to greater fame as the manager and later owner of the fabled Homestead Grays of the Negro Baseball League. On Feb. 27, 2006, Posey was honored for his contributions to the game by being one of 17 Negro League greats selected to the National Baseball Hall of Fame. On April 4, 2016 his contribution to the game of basketball was recognized when he became the first person to be named to both the National Baseball and Naismith Basketball Halls of Fame.



## DUQUESNE DOES DOUBLE DUTY

March 22, 1940

Duquesne, which was coming off a three games-in-five-days, second-place finish at the NIT in New York City, made the trip to Indianapolis to face Western Kentucky seven days later. In so doing, the Dukes - along with Colorado - became one of the first two teams to appear in both the




NIT and NCAA Tournament in the same season. DU went on to defeat the Hilltoppers 30-29 before falling to eventual national champion Indiana in the national semifinal. Duquesne head coach Chick Davies, who knocked off St. John’s Joe Lapchick and Oklahoma A&M’s Hank Iba to advance to the championship game of the NIT on March 15,

added another notch to his belt with the win over WKU - and another Hall of Fame Coach - in E.A. “Ed” Diddle.

## THE IRON DUKES

1937-1941

The legendary Iron Dukes, coached by Chick Davies, came in together as freshmen in 1937-38 and played together for four seasons. The name “Iron Dukes” was derived from the fact that only five players were used in most games. The names are fabled in DU basketball history: Moe



**THE IRON DUKES**  
They never won a national title, but the five players pictured above — the Iron Dukes — put together a record at Duquesne University that will never be matched. Playing nearly every minute of every game were: (left to right) Moe Becker, Lou Kasperik, Paul Widowitz, Rudy Debnar, Ed Milkovich (Melvin) and Bill Lacey.

## Iron Dukes: One of a kind

Becker, Lou Kasperik, Paul Widowitz, Rudy Debnar, Ed Milkovich (Melvin) and Bill Lacey. They reached their zenith in the 1940 and 1941 seasons, compiling a 37-6 record while bringing national attention to Duquesne basketball. The 1940 team (20-3) was Duquesne’s first 20-game winner as well as the first in college basketball history to play in both the NIT and NCAA Tournament in the same season. The ‘41 squad finished 17-3 and declined a bid to the NCAA Tournament to play in the more prestigious NIT.

## DUQUESNE TAKES A STAND

Dec. 23, 1946

Head coach Charles “Chick” Davies, honoring the stand of Duquesne’s administration, refused to yield to Tennessee coach John Maurer’s refusal to send his team on the floor in protest of DU’s African-American center Chuck Cooper taking part in the game. Judge Sammy Weiss, acting chairman of the Duquesne athletic committee, addressed the



nearly 3,000 disappointed fans on hand: “Speaking as a Duquesne Athletic Council official I insist that no player be barred from this game by reason of race, color or creed. The principle of the entire matter means more to us than a mere basketball game.” Cooper told

his teammates he would not be offended if they played without him. The players immediately took the stand that they did not wish to play unless he was in the lineup. “I can’t say but so much about this,” said Cooper. “I appreciate the position taken by my coach and Judge Weiss. I am glad that they refused to compromise with Tennessee, although I would have stepped aside rather than disappoint all those people who turned out to see the game. You can say, however, that I am glad and proud that I am a student at Duquesne and a member of the basketball team.” Said Duquesne’s legendary trainer Brue Jackson - who was also African-American: “I appreciate the pressure on all of you. I wish to say - speaking both for myself and Cooper - that Duquesne is to be congratulated on its stand.”



## MAKING A STATEMENT

Jan. 31, 1949

In its second game ever against a ranked opponent, Duquesne rolled to a 65-37 win over previously unbeaten and eighth-ranked Villanova (12-0) before 5,627 fans at Duquesne Gardens. The 28-point margin of victory still stands as DU's largest over a ranked team. Chuck Cooper led the Dukes, who were dominant from start to finish, with 20 points while holding 'Nova standout Paul Arizin - who would go on to be named the Wildcats' first consensus All-American in 1950 - to nine points.



"Charley Cooper, as usual, was brilliant," said Carl Hughes of the Pittsburgh Post-Gazette, "but the Dukes were at their playmaking best because they out-teamworked even the driving Villanovans." Villanova's defeat left Hamline University of Minnesota (14-0) as the nation's only unbeaten team. The '49 Dukes moved into the AP poll for the first time in school history one week later and reached a high rank of No. 17 before falling from the poll after a season-ending loss at Cincinnati. DU finished 17-5 in its first season under head coach Dudey Moore.

## CHUCK COOPER MAKES HISTORY


April 25, 1950

"I don't give a damn if he's striped or plaid or polka-dot, Boston takes Charles Cooper of Duquesne!" were the history-making words of Boston Celtics owner Walter Brown when he made Duquesne's Chuck Cooper the first African-American player drafted by a National Basketball Association team in 1950. Cooper, who attended Pittsburgh's Westinghouse High School, was a consensus second team All-American as a senior. He led the Dukes to a 78-19 record and two NIT appearances in his four-year career and captained the 1949-50 squad - the first Duquesne team to be ranked for an entire season by the Associated Press - to a 23-6 record and No. 6 national ranking. Cooper, who played in the NBA for six seasons, died on Feb. 5, 1984. He was inducted to the Naismith Memorial Basketball Hall of Fame in 2019.



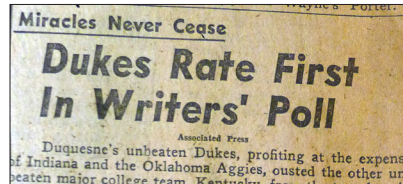
## TRAILBLAZERS

The 1963 Loyola (Ill.) Ramblers are recognized by the NCAA as the first major college basketball team to field an all-Black lineup. Duquesne, which was among the first schools to recruit and play Black student-athletes, didn't match this feat until later. However nine years earlier, DU fielded a team whose top four scorers were African-American: starters Dick Ricketts (17.2 ppg.), Sihugo Green (13.5 ppg.) and Jim Tucker (13.4 ppg.) along with sixth man Fletcher Johnson (7.8 ppg.) all played for the 1953-54 squad which finished the season ranked No. 5 (AP) nationally with a 26-3 record. The '54 Dukes hold the distinction of being the only team in school history to hold the No. 1 ranking in the nation, which it did for two weeks that February.



## WE'RE NUMBER 1!

"Time was when Pittsburgh was a football and baseball city. The University of Pittsburgh Panthers under Coach Jock Sutherland were the terrors of the collegiate football world, and the Pittsburgh Pirates were perennial



first-division players. Times have changed. Nowadays, with the Pirates in the depths and the Panthers rebuilding, Pittsburgh is basketball-crazy over the Duquesne Dukes. Last week, after the Dukes had beaten the strong,

star-studded Quantico Marines, who had won 28 of their last 30 games, basketball coaches and sportswriters voted undefeated Duquesne the No. 1 team in the U.S." read the March 1, 1954 issue of Time magazine. The '54 Dukes, under the direction of head coach Dudey Moore, reeled off 22-straight wins to open the season and moved to the top of both the AP and UPI polls on Feb. 16. Duquesne, led by Dick Ricketts, Si Green and Jim Tucker, held the top spot for two weeks before dropping back-to-back games at Cincinnati and No. 16 Dayton on Feb. 26 & 27. DU, which finished 26-3, rallied to reach the championship game of the NIT where it fell to No. 9 (AP) Holy Cross. The Dukes ended up fifth in the final 1953-54 AP poll.

## GREEN & RICKETTS ARE THE TOAST OF NEW YORK

March 20, 1955

Consensus All-Americans Si Green and Dick Ricketts combined to score Duquesne's first 44 points - including all 35 in the first half - as the Dukes pulled away in the second half to defeat Dayton, 70-58, to claim the 1955 NIT title. Green, playing in front of a hometown crowd at Madison Square Garden, finished with a game-high 33 points, while Ricketts ended up with 23. Said Milton Gross of the New York Post following the game: "Si Green, at six-two, must be the best college basketball player in the country today. In a sense,



he is to college basketball what Ray Robinson was to boxing - the best fighter pound for pound." Green averaged 23.3 ppg. in the three-game NIT run, while Dick Ricketts scored 20 or more in each game on his way to averaging 21.3 ppg. Said head coach Dudey Moore following the win: "I've had teams with better all-around material, but this is the finest ball club. The spirit of these kids is almost unbelievable. I never thought they could do what they have done - but they refused to fold even when everything seemed to be against them. It's the most coachable team I ever had. They did everything I asked of them without complaint or question. There wasn't a bit of selfishness in any of them. Dick and Si were both real All-Americans, too - neither went for personal glory but instead always was ready to help the other get a score."



## NO. 1 & NO. 1 AGAIN

April 30, 1956

### Si Green Selected First In NBA Draft

NEW YORK (AP)—Two of the country's top basketball players, San Francisco's Bill Russell and E.C. Jones, were selected for the Boston Celtics today but whether everybody's All-American shows up or not is still a question mark.

Sihugo Green is taken by Rochester as the first pick in the 1956 NBA Draft, making Duquesne the first - and only - team to have the No. 1 overall pick in the draft in back-to-back seasons. Green's teammate, Dick Ricketts, was taken with the first pick in the previous year's draft by Milwaukee. Green, the only two-time consensus All-American in school history, was selected ahead of San Francisco star Bill Russell. According to United Press International, teams were wary of Russell for three reasons: "(1) He wouldn't be available until late December because of his commitment to the U.S. Olympic team, (2) It was feared that the Harlem Globetrotters would bid high for his services and (3) There was doubt among some pro coaches that Russell would star in the pro game as he did in college."

## DU TAKES DOWN NO. 2

Mar. 1, 1961

"The scene on the basketball floor after last night's Duquesne win over St. Bonaventure resembled the hysterical mobs that roamed the city streets when the Pirates won the World Series last fall," wrote Bob Drum in the March 2, 1961 edition of The Pittsburgh Press. "The students

thundered out of the stands and mobbed the five men who played the whole way, including overtime, for the Dukes. And St. Bonaventure, which went with only one sub all night, slowly walked away unnoticed." What set off the standing room crowd of 5,439 at Pitt Field House? It was unranked Duquesne's 79-74 overtime win over the No. 2 Bonnies. Ned Twyman, who a week prior had written a letter to the National Invitation Tournament telling them



to base a Duquesne bid on the Bonnies game - assuring the committee that DU would win - led the Dukes with 31 points. Duquesne University President Rev. Henry J. McNulty, caught up in the excitement of the win over the 21-2 Bonnies, cancelled the next day's classes, giving DU students the opportunity to celebrate the upset victory. The Dukes, who won their final four games to finish 14-7, were overlooked for that desired NIT berth. The win over the No. 2 Bonnies - which stands as the highest-ranked team Duquesne has ever beaten - paved the way to a 22-7 record and NIT semifinal appearance in 1962.

## SOMERSET LIGHTS UP THE CIVIC ARENA

Jan. 26, 1964

Junior guard Willie Somerset hit 17-of-31 shots and all 13 of his free throws in scoring a then-school record 47 points in leading the Dukes to an 83-76 win over Xavier before 5,833 fans at the Civic Arena.

"Wonderful Willie Somerset roamed all over the hardwood in the downtown arena in one of the finest individual performances ever seen here ..." wrote the Pittsburgh Post-Gazette's Jack Sell. "... and, best of all, swished in his team's final eleven markers when the classy Cincinnati array threatened to catch up in the closing minutes."

Somerset's 47 points, which


broke the school record of 46 he set 22 days earlier in a 97-95 loss at St. Bonaventure, stood as the most points ever scored in a college game at the Civic Arena (1961-2010). Somerset finished his career with the most 30-point scoring games in school history (16).



## A HEARTBREAKER IN COLLEGE PARK

Mar. 13, 1969

Duquesne, down 67-53 with 12 minutes left, made a furious comeback only to fall short in a 79-78 loss to heavily favored North Carolina in the 1969 NCAA East Regional Semifinal played at Maryland's Cole Field House. The ninth-ranked Dukes cut the lead to three, at 70-67, with six minutes left when North Carolina, which entered the game ranked fourth nationally, went into a stall to the consternation of the crowd on hand. The Dukes pulled within one when Barry Nelson intercepted a pass and scored with 30 seconds left to make it 75-74. UNC's Charlie Scott then unleashed an 85-foot pass to 6-10 Lee Dedmon, who didn't get back on defense on the previous possession. Nelson hustled back and slammed into Dedmon as he was shooting and knocked the ball away with 27 seconds left. The play was ruled goaltending by the nearest official. Dedmon missed the free throw and Willie Hines answered with a score to make it 77-76 with 16 seconds left. Following a timeout, Scott dribbled underneath the UNC basket and found Dedmon for a bucket to give the Tar Heels a three-point lead. DU's Billy Zopf hit a long jumper just before the buzzer for the final



margin. Scott, a 1968 Olympian who was coming off a 40-point game in North Carolina's Atlantic Coast Conference tournament championship win over Duke, scored 18 points in the first half vs. Duquesne. Scott, who scored 28 of his 40 against Duke in the second half, was limited to just four second-half points (on one field goal) by DU sophomore Jarrett Durham, who guarded Scott in a box-and-one defense. Durham finished the game with 21 points. Duquesne finished with seven more field goals than the Tar Heels, who attempted 33 free throws to the Dukes' 17. Five busloads (and a number of carloads) of Duquesne students made the trip to Maryland.



**March 6, 1968**

TEAM		Duesque		RUNNING SCORE		PAGE 47			
COACH		Manning		200001 31 32 33 34 35 36 37 38 39 40 41 42 43 44 45 46 47 48 49 50		200001 31 32 33 34 35 36 37 38 39 40 41 42 43 44 45 46 47 48 49 50			
PLACE		Jaffc Mysque		200001 31 32 33 34 35 36 37 38 39 40 41 42 43 44 45 46 47 48 49 50		200001 31 32 33 34 35 36 37 38 39 40 41 42 43 44 45 46 47 48 49 50			
REFEREE		Earl Cch		UMPIRE Pete Gallo		107			
POS	QUARTER NUMBER	PLAYER	NO.	FOULS	FIRST HALF 1ST QTR 2ND QTR	SECOND HALF 3RD QTR 4TH QTR	SUMMARY OVER-TIME FG FT F TP		
F	1Q 2Q	Guzak	11	P1 P2 P3	XXXXXX	XXXXXX	24 2 0 50		
F	1Q 2Q	Washington	21	P1 P2 P3		6	4 3 5 11		
C	1Q 2Q	Majors	43	P1 P2 P3		4	4 3 5 11		
G	1Q 2Q	Bara	45	P1 P2 P3		7	8 5 5 21		
	1Q 2Q	Zopp	15	P1 P2 P3			0 0 0 0		
	1Q 2Q	Carlberg	53	P1 P2 P3	X	2	2 3 2 7		
	1Q 2Q	Abraham	31	P1 P2 P3			0 0 1 2		
	1Q 2Q	Connelly	35	P1 P2 P3			0 0 1 0		
G	1Q 2Q	Hines	41	P1 P2 P3	X	3	2 3 2 7		
	1Q 2Q	Kennedy	25	P1 P2 P3					
	1Q 2Q	Kuwik	23	P1 P2 P3					
	1Q 2Q	Gilbeat	13	P1 P2 P3					
	1Q 2Q			P4 P5	SA				
TIME OUTS		TEAM		FIRST HALF		SECOND HALF		TEAM TOTALS	
1ST Q	2ND Q	3RD Q	4TH Q	FOULS	THROWS MADE	THROWS MADE	PERCENT	44 21 21 09	
11	22	0	0	3	3	21			

**Jan. 18, 1971**



Jan. 31, 1974


## Dukes Fry No. 9 Friars in Overtime, 88-87



## NORM'S NIGHT

Feb. 19, 1977

The University of Detroit, coached by Dick Vitale and led by standouts John Long, Terry Deurod and Terry Tyler, came into the Civic Arena with a 21-game win streak and No. 15 (AP) national rank. Duquesne,



which entered the game with an 11-12 record, was a heavy underdog to the 21-1 Titans on what was being celebrated as Norm Nixon Night. Forty minutes and two overtimes later, Detroit found itself on the short end of a 95-88 score. Nixon was marvelous for the Dukes, scoring 29 points and handing out eight assists - with just one turnover - before leaving the game for the first time to a rousing ovation with 10 seconds left. The 6-1 guard set the tone for the win with a dunk just under two minutes into the second half. According to a news report: "With both teams coming out at a furious clip and the score

see-sawing in a close nail-biter, Norm tipped a pass loose and burst in for a layup with a whole half court vacant before him. No fingertip layin here. With his parents up from Macon, Ga. to watch their gifted son, Norm started his takeoff just past the foul line, effortlessly revolved 180 degrees as he floated to the hoop, extended his arms full and reverse slam dunked the ball with his face to the opposite hoop and the rest of the players. As he hung on the rim for a moment, it froze the electricity of his play and then the arena burst with applause." The Dukes, unaffected by the ensuing technical foul, rode the emotion to the win. Vitale was so upset following the loss that he ordered his players onto the team bus without the benefit of a post-game shower.

## DUKES STORM TO THE NCAAS

March 1977

Duquesne, led by future NBA great Norm Nixon's 67 points and 20 assists, reeled off consecutive wins over Penn State, Massachusetts and Villanova at Philadelphia's Spectrum to earn the Eastern Collegiate Basketball League's




inaugural bid to the NCAA Tournament. The Dukes, who finished the regular season 3-7 in the ECBL West, entered the tournament with a 12-14 record. Nixon's influence was evident in the Dukes' 89-82 semifinal win

over UMass. With the game tied at 69-69 and just over six minutes left, the senior guar called for a press during an on-court huddle before Richard Cotten hit two free throws. The Dukes immediately forced a pair of Minutemen turnovers to take control of the game. "Norm does things like that," said DU assistant coach Bill Chamberlain. The next night, Don Maser, who thought his basketball playing career was over two years earlier due to a kidney disorder, hit a pair of free throws with six seconds left to secure DU's 57-54 title game win over Villanova. "This is sweet," said Nixon to the Pittsburgh Post-Gazette as he cradled the championship trophy. "Hey, now I'm a 20-point scorer on an NCAA team. Sounds nice. Real nice."

## A WILD, WONDERFUL WEEKEND

Dec. 29 & 30, 1978

"For Duquesne's B.B. Flenory, the West Virginia Coliseum is 'Almost Heaven,'" wrote the Pittsburgh Post-Gazette's Phil Axelrod after watching Flenory put together the top two-game scoring performance in school




history in leading the Dukes to the 1978 West Virginia Classic title. All the 6-2 guard did was score 89 points in two days in back-to-back wins over Marshall and Ohio U. Said Axelrod, "Flenory could do no wrong. He squirmed and twisted his way for baskets from in close. He swished effortless 20-footers. He almost made it

look too easy." Flenory scored 41 in an opening round win over Marshall and broke the WVU Coliseum scoring record - then held by Notre Dame great Austin Carr - with 48 points in the title game win over Ohio U. Flenory's 48 points, on 19 field goals, were two shy of Ron Guziak's school record. "I really wanted 50," said Flenory following the game. "I'm smart enough to know I can't keep this up," he continued. "I know there will be days when I can't score at all, so I know I'm going to have to roll with the punches."

## A SEMINOLE STUNNER

Dec. 15, 1992

Things looked bleak for Duquesne when Florida State's Bob Sura scored 10 of his game-high 34 points in the first 1:47 of the second half to give the tenth-ranked Seminoles a 58-41 lead over the homestanding Dukes.



In fact, many were headed for the exits when Doug Edwards threw down his second of back-to-back dunks with 12:25 left to make the score 68-52. It was then that Duquesne's Effrem Whitehead put on a long-distance shooting show. Whitehead, who hit all five of his 3-pointers in the second half, made four from long distance over the next 6:49, the last of which tied the game at 76-76 with just under five minutes left. From there it was all Duquesne, as the Dukes set a then-Palumbo Center record with 10 3-pointers. Derrick Alston led the Dukes with 20 points and 12 rebounds.


Whitehead scored all 15 of his points in the second half for DU. Edwards finished with 17 and Sam Cassell, Sura's backcourt mate, added 14 for FSU. The Seminoles, who dropped to 3-3 following the loss, went on to finish the season 25-10 (2nd in the ACC at 12-4) and advance to the NCAA Championship Southeast Regional Final.



## AN NIT RETURN

March, 16 1994

In Duquesne's first post-season appearance in 13 years, Derrick Alston came up big with a game-high 28 points, seven rebounds and five steals to lead Duquesne to a 75-73 win over Charlotte in the opening round of the 1994 NIT at Palumbo Center. Duquesne, which led by 16 in the opening moments of the second half, survived a furious Charlotte comeback to take the lead for good on a 10-foot jumper by Alston with 10 seconds left. Alston went on to be drafted in the second round (33rd player overall) by the Philadelphia 76ers. He was the highest Duquesne draftee since Norm Nixon was taken in the first round (22nd overall) by the Los Angeles Lakers in 1977.



## A CINCY SURPRISE

Feb. 28, 2004

In a game that put a serious damper on Xavier's NCAA Tournament hopes, Bryant McAllister scored 21 points to lead four Dukes in double figures in a 74-68 win in Cincinnati. Duquesne, which entered the game 11-14, limited Xavier to two field goals over the last 10:51 and converted nine of 10 free throws down the stretch to pull off the upset. In becoming just the fifth visiting team to win in the four-year history of XU's Cintas Center, Duquesne also completed its first ever regular-season sweep of the Musketeers. All was not lost for then 17-10 Xavier, however, as the Musketeers would re-group and go on to win their next nine in a row - including an 87-67 win over No. 1, and previously undefeated, Saint Joseph's in the Atlantic 10 Tournament second round. After the loss to Duquesne, Xavier did not taste defeat again until a 66-63 loss to No. 6 Duke in the NCAA Tournament Atlanta Regional Final.

**Duquesne plays spoiler to Xavier**

Senior Ron Dokes stepped up big for the Dukes, despite a nagging knee injury.

## AN XCELLENT OUTING

Feb., 7, 2009

Aaron Jackson scored 21 points and sophomore Bill Clark added 18 as Duquesne rode an 81 percent shooting first half to a 72-68 win over No. 9 (AP) Xavier at the Palumbo Center. The victory, which snapped an 11-game Xavier win streak, was DU's first over a ranked team since 1997



and first over a Top 10 team since December of 1992. The Dukes, who led from the 17:43 mark of the first half on, built leads of 15 points in each half, before Xavier cut it to four on a banked-in 3-pointer with 17 seconds left. That's when Jackson slammed the door by burying four consecutive free throws. Clark hit one of two

from the line with three seconds left to seal the win. The game was played before a sellout crowd of 5,358 - many of whom stormed the court at the final horn - marking just the second Palumbo Center sellout since 1994. Xavier, which entered the game 20-2, was the highest ranked team to fall to Duquesne since DU posted an 88-87 overtime win over No. 9 (AP) Providence on Jan. 31, 1974. Duquesne finished at 53.3 percent from the field against a XU team that entered the game ranked ninth nationally in field goal percentage defense. Clark scored 14 of his 18 points in the first half, Melquan Bolding added 12 and Jason Duty had 10 for the Dukes.

## 8 DAYS IN MARCH

Over an eight-day span in March of 2009, Duquesne made a splash on the national scene. DU's run to the final game of the Atlantic 10 Championship - the school's first appearance in the title game since 1981 - was chronicled by CBS Sports Network regional television



(which aired quarterfinal and semifinal games) and the title game 69-64 loss to Temple was aired nationally by ESPN2. A Damian Saunders dunk and an Aaron Jackson drive from the championship final against the Owls were both featured on the Gym Gems portion of ESPN's College GameDay that evening. In addition, a photo of a smiling Melquan Bolding cradling a loose ball during DU's A-10

semifinal win over Dayton graced the front page of ESPN's web site the morning of March 14. The media coverage continued as the Dukes made their first National Invitation Tournament appearance since 1994, at Virginia Tech, four days later. The double-overtime 116-108 loss - during which DU's Aaron Jackson scored 46 points - was also televised live nationally by ESPNU. Highlights from that game were the lead story on ESPN's SportsCenter that evening. In all, it was a whirlwind stretch of five games in eight days that saw the Dukes earn part of the national spotlight for their own version of March Madness.

## A GRAND FINALE

March 18, 2009

Aaron Jackson - playing in Duquesne's first NIT game in 15 years - gave the fans in Blacksburg, Va., as well as a national ESPNU audience, a night to remember with his 46-point performance in a 116-108



double-overtime defeat at Virginia Tech. Jackson, who five days earlier led the Dukes to within six points of an NCAA Tournament bid in a loss to Temple in the Atlantic 10 Championship title game, had just six points at the half before exploding for 40 points in 26 second-half and overtime minutes. The 6-4 guard had 23 in the second half, 11 in the first overtime and six in the second extra period, in tying the fourth-highest point total in school history. Jackson scored 16 straight DU points during a 6:39 stretch of the second half in posting the highest point total in VT's Cassell Coliseum history (opened in 1961-62). It was the most points scored against Virginia Tech since Houston's Elvin Hayes had 51 vs.

the Hokies in 1968. Jackson tied the school record with eight 3-pointers as the Dukes set a new school mark with 17 3-pointers in 30 attempts. The season-ending outburst gave Jackson 1,428 career points in a school record-tying 120 games.

## ARCH DE TRIOMPHE

Feb. 27, 2014

Tenth-ranked Saint Louis (25-2), riding a 19-game winning streak, needed one victory to clinch the Atlantic 10 regular season title when 11-15 Duquesne strolled into town on Feb. 27, 2014. The upstart Dukes, led by a then career-high 22 points from sophomore guard Micah Mason, stunned the sellout crowd with a 71-64 win - DU's first road victory over a Top 10 team in 52 years. The Dukes finished strong, making 12 of their



last 15 shots after Saint Louis had taken its largest lead at 42-35 with just under 14 minutes left. Mason, who went 4-of-5 from 3-point, started Duquesne's game-closing run with a 30-foot 3-pointer at the shot clock buzzer. Jerry Jones, who scored 19 points off the bench, followed with another 3-pointer and layup to give the Dukes their first lead of the second half with 11:35 left. Dominique McKoy gave the

Dukes the lead for good with 11:06 remaining. McKoy's bucket ignited a 10-0 run that pushed the Duquesne lead to 53-44. Duquesne went 8-of-15 from 3-point against a SLU defense that began the week leading the nation in 3-point field goal defense (.266). Mason, the nation's leading 3-point shooter, and Jones were a combined 7-of-9 from the arc. The win was DU's first over a Top 10 team since a 72-68 win over No. 9 (AP) Xavier on Feb. 7, 2009. It was also DU's first road win over a Top 10 team since a 73-72 victory at No. 6 (AP) Bradley on March 5, 1962. It was the 16th time in school history - and just the third time since 1975 - that an unranked Duquesne team defeated a Top 10 opponent. The game was televised nationally by NBCSN.



## ALL-AMERICANS

Duquesne has had a total of 11 players named All-American a total of 16 times. The Dukes have had a pair of consensus First Team All-Americans in Sihugo Green (1955 & '56) and Dick Ricketts (1955). DU's multiple All-Americans are Paul Widowitz (1940 & '41), Ricketts (1953, '54 & '55) and Green (1954, '55 & '56). Off the court, Bill Zopf earned Academic All-America honors in both 1969 & '70:

1935	PAUL BIRCH	<b>First Team</b> Converse Yearbook
1936	HERB BONN	<b>First Team</b> College Humor Magazine
1936	WALTER MILLER	<b>Second Team</b> College Humor Magazine
1940	ED (MELVIN) MILKOVICH	<b>First Team</b> Madison Square Garden
1940	PAUL WIDOWITZ	<b>Second Team</b> Madison Square Garden
1941	MOE BECKER	<b>First Team</b> Madison Square Garden
1941	PAUL WIDOWITZ	<b>Second Team</b> Madison Square Garden
1950	CHUCK COOPER	<b>Consensus second team</b> <b>First Team:</b> Look Magazine, Converse Yearbook <b>Second Team:</b> International News Service, Helms Foundation <b>Fourth Team:</b> The Sporting News
1952	JIM TUCKER	<b>Second Team</b> Helms Foundation, International News Service
1953	DICK RICKETTS	<b>Second Team</b> Newspaper Enterprises Association, Helms Foundation
1954	DICK RICKETTS	<b>Consensus Second Team</b> <b>First Team:</b> Look Magazine, International News Service, Newspaper Enterprises Association, Tempo <b>Second Team:</b> Associated Press, UPI, Colliers (coaches), Helms Foundation, National Association of Basketball Coaches <b>Third Team:</b> Converse Yearbook
1954	SIHUGO GREEN	<b>Second Team</b> Newspaper Enterprises Association <b>Third Team:</b> Tempo <b>Fourth Team:</b> Converse Yearbook
1955	SIHUGO GREEN	<b>Consensus First Team</b> <b>First Team:</b> UPI, Look Magazine, International News Service, Newspaper Enterprises Association, Colliers (coaches), Converse Yearbook, National Association of Basketball Coaches <b>Second Team:</b> Associated Press
1955	DICK RICKETTS	<b>Consensus First Team</b> <b>First Team:</b> Associated Press, UPI, Look Magazine, Colliers (coaches), Helms Foundation, National Association of Basketball Coaches <b>Second Team:</b> International News Service, Newspaper Enterprises Association, Converse Yearbook
1956	SIHUGO GREEN	<b>Consensus First Team</b> <b>First Team:</b> Associated Press, UPI, Look Magazine, International News Service, Newspaper Enterprises Association, Colliers (coaches), Helms Foundation, National Association of Basketball Coaches <b>Second Team:</b> Converse Yearbook
1965	WILLIE SOMERSET	<b>First Team</b> Coach and Athlete Magazine, Helms Foundation <b>Second Team:</b> Converse Yearbook

list compiled by Gary K. Johnson, NCAA

## ACADEMIC ALL-AMERICA

1969	BILL ZOPF	<b>Academic All-America</b>
1970	BILL ZOPF	<b>Academic All-America</b>

## CONSENSUS FIRST TEAM ALL-AMERICANS

## DICK RICKETTS • 1955

Duquesne University • 1952-55 • Forward, 6-7, 210  
Pottstown, Pa./Pottstown

## Three-time All-American (1953, 1954, 1955)

17.7 ppg., 12.2 rpg. at Duquesne

- Duquesne went 92-19 during his four-year career
  - 1955 Duquesne NIT Champions
  - Three-year NBA career
- Also reached the major leagues as a pitcher for the St. Louis Cardinals in 1959

## SIHUGO GREEN • 1955 &amp; 1956

Duquesne University • 1954-56 • Guard, 6-2, 185  
Brooklyn, N.Y./Boys High School

## Three-time All-American (1954, 1955, 1956)

19.8 ppg., 11.5 rpg. at Duquesne

- Duquesne went 65-17 during his three-year career
  - 1955 Duquesne NIT Champions
  - Nine-year NBA career
- 1966 World Champion Boston Celtics

*"Si Green, at 6-2, must be the best college basketball player in the country today. In a sense, he is to college basketball what Ray Robinson was to boxing — the best fighter pound for pound."*

— Milton Gross, *New York Post*  
following Duquesne's 1955 NIT Championship

## 1955 CONSENSUS FIRST TEAM ALL-AMERICANS

Tom Gola, La Salle; **DICK RICKETTS, Duquesne**;  
Bill Russell, San Francisco; **SI GREEN, Duquesne**;  
Dick Garmaker, Minnesota

## 1956 CONSENSUS FIRST TEAM ALL-AMERICANS

Tom Heinsohn, Holy Cross; Ron Shavlik, North Carolina State;  
Bill Russell, San Francisco; **SI GREEN, Duquesne**;  
Robin Freeman, Ohio State

## DID YOU KNOW?

Three time All-American Dick Ricketts is one of 13 who have played both in the NBA and Major League Baseball. The first overall pick in the 1955 NBA Draft by the St. Louis Hawks, Ricketts played three seasons for the Hawks and Royals before giving up basketball - and a then-sizeable five-figure salary - to pursue a career in baseball. Ricketts, who pitched and played first base at Duquesne, pitched in 12 major league games for the St. Louis Cardinals in 1959. He continued playing minor league ball through 1964.

## MLB &amp; NBA PLAYERS

*in chronological order (13 total through 2022)*

• 1949-50 marked the first NBA season following a merger of the BAA and NBL •

Johnny Gee, Michigan (1937)	MLB 6 yrs., NBL 1 yr.
Frank Baumholtz, Ohio U. (1947)	MLB 10 yrs., BAA 1 yr.
Chuck Connors, Seton Hall (1949)	MLB 2 yrs., BAA 2 yrs.
Howie Schultz, Hamline (1949)	MLB 6 yrs., BAA 3 yrs.
Gene Conley, Washington State (1952)	MLB 11 yrs., NBA 6 yrs.
Dick Groat, Duke (1952)	MLB 14 yrs., NBA 1 yr.
<b>DICK RICKETTS, Duquesne (1959)</b>	<b>MLB 1 yr., NBA 3 yrs.</b>
Steve Hamilton, Morehead State (1961)	MLB 12 yrs., NBA 2 yrs.
Dave DeBusschere, Detroit Mercy (1962)	MLB 2 yrs., NBA 12 yrs.
Cotton Nash, Kentucky (1967)	MLB 3 yrs., NBA 1 yr.
Ron Reed, Notre Dame (1966)	MLB 19 yrs., NBA 2 yrs.
Danny Ainge, BYU (1981)	MLB 3 yrs., NBA 14 yrs.
Mark Hendrickson, Washington State (2002)	MLB 10 yrs., NBA 4 yrs.

<https://sabr.org/bioproj/person/dick-ricketts/>

## DUQUESNE'S NBA HISTORY

Duquesne University has had a total of 33 players drafted, with 21 Dukes having seen action in an NBA game. Chuck Cooper became the first Duquesne player - and first Black player - drafted in the history of the National Basketball Association when he was chosen in the second round of the 1950 draft by the Boston Celtics.

The first DU players to see action in the NBA were Moe Becker, Ed Melvin and Walt Miller, who all debuted in 1946 with the Pittsburgh Ironmen (Becker also played for the Boston Celtics and Detroit Falcons that season).

Duquesne has had three first round picks in Dick Ricketts (1955), Si Green (1956) and Norm Nixon (1977). Ricketts and Green were both the first players selected in the draft, making Duquesne the only school in NCAA history to have the back-to-back first picks in the NBA Draft. Few remember that Green was selected ahead of San Francisco's Bill Russell in '56.

DU was most recently represented in the NBA by Aaron Jackson, who was signed by the Houston Rockets prior to the last regular-season game of 2017-18. Jackson played in eight games (one regular season and seven play-off) for the Western Conference finalists.

Jackson was preceded by guard Mike James, who played for the Dukes from 1995-98. James, who originally signed as a free agent with the Miami Heat in 2001, completed a 12-year NBA career with the Chicago Bulls in 2013-14. James played for 11 teams in 12 NBA seasons.

### DU AND THE NBA FAST FACTS

**Total Duquesne draftees:** 33, a total of 21 Dukes have seen action in a NBA game.

**First player drafted:** Chuck Cooper, 1950 - second round by the Boston Celtics.

**Most recent draftee:** Derrick Alston, 1994 - second round (34th overall) by the Philadelphia 76ers.

**Most Dukes drafted in one year:** Three in 1954, 1962 & 1971.

**First round picks (3):** Dick Ricketts (1955, 1st overall by the Milwaukee Hawks), Si Green (1956, 1st overall by the Rochester Royals) and Norm Nixon (1977, 22nd overall by the Los Angeles Lakers).

**First players to play:** Moe Becker (six games for the Boston Celtics, 20 for the Detroit Falcons & 17 for the Pittsburgh Ironmen), Ed Melvin (57 g. for the Pittsburgh Ironmen) and Walt Miller (12 g. for the Pittsburgh Ironmen) all in 1946.

**Last to see action in an NBA game:** Aaron Jackson, Houston Rockets playoff game at Golden State on May 26, 2018.

**Longest career:** Mike James 12 seasons with 11 teams from 2002 through 2014 (played overseas in 2010-11).

### MEMBERS OF NBA CHAMPIONSHIP TEAMS

Jim Tucker	1954-55	Syracuse Nationals
Sihugo Green	1965-66	Boston Celtics
Bill Zopf	1970-71	Milwaukee Bucks
Norm Nixon	1979-80 & 1981-82	Los Angeles Lakers
Mike James	2003-04	Detroit Pistons

### NBA/ABA ALL-STAR GAMES

#### NORM NIXON

(NBA - 1981-82 with Los Angeles Lakers & 1984-85 with Los Angeles Clippers)

#### WILLIE SOMERSET

(ABA - 1968-69 with Houston Mavericks)

### DID YOU KNOW?

All-American guard Willie Somerset holds the distinction of being first Duquesne player drafted by Major League Baseball. Somerset, who was taken as an infielder in the 3rd round (50th overall) of the 1966 January draft by the Pittsburgh Pirates, is the highest drafted DU baseball player ever. (1966 was also the first year in which a January draft was held in addition to the regular June draft. The practice of holding two drafts per year would last until the 1986 Amateur Draft, after which it was discontinued.)

### DID YOU KNOW?

Duquesne not only produced the first African-American player to be drafted by an NBA team (Chuck Cooper by the Boston Celtics in 1950), but that a former Duke, Jim Tucker, along with Earl Lloyd were the first two African-Americans to play for an NBA Championship team (the Syracuse Nationals in 1954-55).

## DUQUESNE NBA/ABA DRAFT HISTORY

33 total draftees - rounds not available for ABA picks

Player	Year	Rnd	(pick)	Team
Chuck Cooper	1950	2	(13)	Boston Celtics
<i>First African-American player drafted in NBA history</i>				
Ed Dahler	1950	2	(15)	Philadelphia Warriors
"Red" Manning	1951	8	(74)	Fort Wayne Pistons
Hal Cerra	1952			Fort Wayne Pistons
Jim Kennedy	1952			Syracuse Nationals
Al Bailey	1953			Syracuse Nationals
Jim Tucker	1954	3	(24)	Syracuse Nationals
Don McLane	1954	4	(33)	Syracuse Nationals
Fletcher Johnson	1954	9	(77)	Syracuse Nationals
Dick Ricketts	1955	1	(1)	Milwaukee Hawks
Sihugo Green	1956	1	(1)	Rochester Royals
Mickey Winograd	1956	6		Philadelphia Warriors
Bob Slobodnik	1961	6	(52)	Cincinnati Royals
				Pittsburgh Rens (ABL)
Ned Twyman	1961	6	(58)	Boston Celtics
				Pittsburgh Rens (ABL)
Clyde Arnold	1962	7	(62)	Boston Celtics
				Los Angeles Jets (ABL)
Mike Rice	1962	8	(66)	Detroit Pistons
				Pittsburgh Rens (ABL)
Paul Benec	1962	9	(73)	New York Knicks
				Pittsburgh Rens (ABL)
Willie Somerset	1965	7	(59)	Baltimore Bullets
Ron Guziak	1968	6	(66)	Seattle Supersonics
				New York Nets (ABA)
Gary Major	1969	9	(127)	Baltimore Bullets
				Kentucky Colonials (ABA)
Bill Zopf	1970	2	(33)	Milwaukee Bucks
				Pittsburgh Condors (ABA)
Jarrett Durham	1971	4	(62)	Detroit Pistons
		9	(95)	New York Nets (ABA)
Garry Nelson	1971	5	(70)	Buffalo Braves
		2	(22)	Utah Stars (ABA)
Barry Nelson	1971	5	(85)	Milwaukee Bucks
		6	(60)	Pittsburgh Condors (ABA)
Mickey Davis	1972	7	(113)	Milwaukee Bucks
		2		*Denver Rockets (ABA)
Mike Barr	1972	13	(180)	Chicago Bulls
		9		Virginia Squires (ABA)
	1976	2	(12)	+K.C. Kings (dispersal draft)
Ruben Montanez	1973	9	(147)	Chicago Bulls
		7	(65)	Virginia Squires (ABA)
Lionel Billingy	1974	4	(72)	Milwaukee Bucks
		3	(24)	Virginia Squires (ABA)
Oscar Jackson	1975	8	(129)	Atlanta Hawks
Norm Nixon	1977	1	(22)	Los Angeles Lakers
Bruce Atkins	1982	4	(91)	Philadelphia 76ers
Joey Myers	1983	8	(179)	New Jersey Nets
Derrick Alston	1994	2	(33)	Philadelphia 76ers

\* - Mickey Davis was selected in the 1971 ABA Special Circumstance Draft which included underclassmen who did not satisfy the "four-year rule" regarding the regular draft. The draft itself included just three selections.

+ - When the NBA expanded to include ABA teams from Denver, Indiana, New York & San Antonio, players from the two remaining ABA teams - the Kentucky Colonels and Spirits of St. Louis - were made available in a dispersal draft on August 5, 1976. Mike Barr was the last of 12 players chosen.

### DID YOU KNOW?

Jim Tucker is also part of another NBA footnote. On February 20, 1955, the rookie forward took just 17 minutes to reach double digits in three statistical categories - the fastest triple-double in NBA history - in a 104-84 win over the New York Knicks. Tucker finished the game with 12 points, 10 rebounds and 12 assists. The mark stood until Denver's Nikola Jokic broke it in 14:33 of court time vs. Milwaukee (30-17-15) on Feb. 15, 2018.

# DUQUESNE AND THE NBA

## DUQUESNE'S ALL-TIME NBA ROSTER

Player	Seasons	Years	Position	Ht	Wt	High School	Professional Team(s)
Moe Becker	1	1947	G	6-1	185	Pittsburgh Fifth Avenue HS	Boston Celtics/Detroit Falcons/ Pittsburgh Ironmen (1947)
Ed Melvin	1	1947	F	5-9	170	Pittsburgh South HS	Pittsburgh Ironmen (1947)
Walt Miller	1	1947	F	6-2	190	Homestead (Pa.) HS	Pittsburgh Ironmen (1947)
Stan Noszka	3	1947-49	G	6-1	185	Pittsburgh Schenley HS	Pittsburgh Ironmen (1947) Boston Celtics (1948-49)
Chuck Cooper	6	1951-56	F	6-5	210	Pittsburgh Westinghouse HS	Boston Celtics (1951-54) Milwaukee Hawks (1955) Fort Wayne Pistons (1956)
Ed Dahler	1	1952	F	6-5	190	Hillsboro (Ill.) HS	Philadelphia Warriors (1952)
Jim Tucker	3	1955-57	F	6-7	185	Paris (Ky.) HS	Syracuse Nationals (1955-57)
Dick Ricketts	3	1956-58	F	6-7	215	Pottstown (Pa.) HS	Rochester Royals (1956-57) Cincinnati Royals (1958)
Sihugo Green	9	1957, '59-66	G	6-2	185	Brooklyn (N.Y.) Boys HS	Rochester Royals (1957) St. Louis Hawks (1959-61) Chicago Zephyrs (1962-63) Baltimore Bullets (1964-65) Boston Celtics (1966)
Willie Somerset	2	1966, '68-69	G	5-8	170	Farrell (Pa.) HS	Baltimore Bullets (1966) Houston Mavericks - ABA (1968-69)
Moe Barr	1	1971	G	6-4	195	Pittsburgh Penn Hills HS	Cincinnati Royals (1971)
Bill Zopf	1	1971	G	6-1	170	Monaca (Pa.) HS	Milwaukee Bucks (1971)
Jarrett Durham	1	1972	F	6-5	188	Aliquippa (Pa.) HS	New York Nets - ABA (1972)
Barry Nelson	1	1972	C	6-10	230	Fox Chapel (Pa.) HS	Milwaukee Bucks (1972)
Mike Barr	5	1973-77	G	6-3	180	Canton (Ohio) Lehman HS	Virginia Squires - ABA (1973-74) Spirits of St. Louis - ABA (1975-76) Kansas City Kings (1977)
Mickey Davis	5	1973-77	F	6-7	195	Monaca (Pa.) HS	Milwaukee Bucks (1973-77)
Lionel Billingsy	1	1975	F	6-9	215	Bronx (N.Y.) Our Savior Lutheran	Virginia Squires - ABA (1975)
Norm Nixon	10	1978-86, '89	G	6-2	170	Macon (Ga.) Southwest HS	Los Angeles Lakers (1978-83) San Diego Clippers (1984) Los Angeles Clippers (1985-86, '89)
Derrick Alston	3	1995-97	C	6-11	225	Hoboken (N.J.) HS	Philadelphia 76ers (1995-96) Atlanta Hawks (1997)
Mike James	12	2002-10, '12-14	G	6-2	188	Amityville (N.Y.) HS	Miami Heat (2002-03) Boston Celtics/Detroit Pistons (2004), Milwaukee Bucks/Houston Rockets (2005), Toronto Raptors (2006), Minnesota Timberwolves (2007), Houston Rockets/New Orleans Hornets (2008), New Orleans Hornets/Washington Wizards (2009), Washington Wizards (2010), Chicago Bulls (2012), Dallas Mavericks (2013), Chicago Bulls (2014) (James played overseas in 2010-11)
Aaron Jackson	1	2017-18	G	6-3	185	Worcester (Mass.) Academy	Houston Rockets (2017-18)

## DRAFT PICKS BY TEAM

NATIONAL BASKETBALL ASSOCIATION (NBA)			AMERICAN BASKETBALL ASSOCIATION (ABA)		
Team	Draftees	Player(s)	Team	Draftees	Player(s)
Syracuse Nationals	5	Kennedy, Bailey, Tucker, McLane, Johnson	Virginia Squires	3	Mike Barr, Montanez, Billingsy
Fort Wayne/Detroit Pistons	4	Manning, Cerra, Rice, Durham	New York Nets	2	Guziak, Durham
Philadelphia Warriors/76ers	4	Dahler, Winograd, Atkins, Alston	Pittsburgh Pipers/Condors	2	Zopf, B. Nelson
Milwaukee Bucks	4	Zopf, B. Nelson, Davis, Billingsy	Denver Rockets	1	Davis
Boston Celtics	3	Cooper, Twyman, Arnold	Kentucky Colonials	1	Major
Baltimore Bullets	2	Somerset, Major	Utah Stars	1	G. Nelson
Chicago Bulls	2	Mike Barr, Montanez	AMERICAN BASKETBALL LEAGUE (ABL)		
Milwaukee/Atlanta Hawks	2	Dick Ricketts, Jackson	Team	Draftees	Player(s)
Rochester/Cincinnati Royals	2	Green, Slobodnik	Pittsburgh Rens	5	Slobodnik, Twyman, Rice, Benec, Stromple
Buffalo Braves	1	G. Nelson	Los Angeles Jets	1	Arnold
Los Angeles Lakers	1	Nixon	<i>The ABL was formed in 1961 by Harlem Globetrotters owner Abe Saperstein in response to the NBA moving to the West Coast in 1960. The league folded midway through its second season.</i>		
New Jersey Nets	1	Myers			
New York Knicks	1	Benec			
Seattle Supersonics	1	Guziak			

# THE ASSOCIATED PRESS POLL

The Associated Press college basketball poll began on Jan. 20, 1949 as a top 20 poll. The AP ranked just 10 teams from 1961 through 1968, before returning to a top 20 poll in 1969. In 1990, the AP adopted its current top 25 format.

## DU IN THE FINAL AP POLL

1950	23-6	No. 6
1952	23-4	No. 4
1953	21-8	No. 9
1954	26-3	No. 5
1955	22-4	No. 6
1962	22-7	No. 17
1969	21-5	No. 9
1971	21-4	No. 15

## DU AP POLL BREAKDOWN

Final poll appearances	8
Highest final appearance	No. 4 in 1952
Last final appearance	No. 15 in 1971
Last Top 10 appearance	Feb. 23, 1971 (No. 8)
Last poll appearance	Feb. 8, 1972 (No. 20)
Top 10 finishes	6
Highest rank	No. 1, Feb. 16 & 23, 1954
Weeks ranked No. 1	2 (above)
Most weeks ranked (one season)	15 in 1954
Most consecutive weeks ranked	36
<i>Last three weeks of 1953, all of 1954 and 1955 and the first three weeks of 1956</i>	
Total weeks ranked	91
Total weeks in Top 5	36
Total weeks in Top 10	66
<i>Duquesne has been ranked for an entire season three times: 1950, 1954 &amp; 1955</i>	
Top season-opening rank	No. 3 in 1954 & 1955
Last time among those receiving votes	Jan. 20, 2020
<i>Duquesne received votes on Dec. 6 (7-0, 1 point), Dec. 16 (9-0, 1 point), Jan. 13 (14-2, 9 points) &amp; Jan. 20 (15-2, 13 points), 2020</i>	

### 1948-49 - ranked three of eight weeks

Feb. 8	12-2	No. 20
Feb. 15	14-3	No. 20
Feb. 22	16-4	No. 17

### 1949-50 - ranked for all 10 weeks

Jan. 5	9-0	No. 8
Jan. 10	9-0	No. 8
Jan. 17	12-0	No. 6
Jan. 24	13-0	No. 2
Jan. 31	14-0	No. 2
Feb. 7	16-1	No. 3
Feb. 14	19-1	No. 7
Feb. 21	22-1	No. 4
Feb. 28	23-1	No. 5
Mar. 7 (Final)	23-3	No. 6
<b>Final Record</b>	<b>23-6</b>	

### 1950-51 - ranked three of 12 weeks

Jan. 3	10-0	No. 13
Jan. 9	10-1	No. 15
Jan. 16	12-1	No. 20

### 1951-52 - ranked nine of 13 weeks (last nine in a row)

Jan. 8	8-0	No. 16
Jan. 15	11-0	No. 7
Jan. 22	11-0	No. 10
Jan. 29	12-0	No. 7
Feb. 5	15-0	No. 5
Feb. 12	17-0	No. 3
Feb. 19	18-0	No. 3
Feb. 26	19-1	No. 4
Mar. 4 (Final)	19-1	No. 4
<b>Final Record</b>	<b>23-4</b>	

### 1952-53 — ranked four of 13 weeks

Feb. 24	18-7	No. 19
Mar. 3	18-7	No. 18
Mar. 10	19-7	No. 11
Mar. 24 (Final)	21-8	No. 9

### 1953-54 - ranked all 15 weeks

Dec. 8	2-0	No. 3
Dec. 15	5-0	No. 3
Dec. 22	7-0	No. 3
Dec. 29	9-0	No. 2
Jan. 5	12-0	No. 2
Jan. 12	14-0	No. 2
Jan. 19	15-0	No. 2
Jan. 26	15-0	No. 2
Feb. 2	18-0	No. 2
Feb. 9	18-0	No. 2
Feb. 16	20-0	No. 1
Feb. 23	22-0	No. 1
Mar. 2	23-2	No. 4
Mar. 9	24-2	No. 3
Mar. 23 (Final)	26-3	No. 5

### 1954-55 - ranked all 14 weeks

Dec. 7	1-0	No. 3
Dec. 14	2-1	No. 9
Dec. 21	4-1	No. 9
Dec. 28	5-1	No. 8
Jan. 4	7-1	No. 2
Jan. 11	7-2	No. 3
Jan. 18	8-2	No. 5
Jan. 25	9-3	No. 4
Feb. 1	10-3	No. 4
Feb. 8	13-3	No. 4
Feb. 15	16-3	No. 4
Feb. 22	17-3	No. 4
Mar. 1	19-4	No. 8
Mar. 8 (Final)	19-4	No. 6
<b>Final Record</b>	<b>22-4</b>	

### 1955-56 - ranked three of 14 weeks

Dec. 6	1-0	No. 9
Dec. 13	3-0	No. 6
Dec. 20	5-2	No. 20

*Ended a streak of 36 consecutive weeks ranked*

### 1961-62 - ranked nine of 14 weeks

Dec. 19	5-0	No. 7
Dec. 26	6-0	No. 3
Jan. 2	8-1	No. 7
Jan. 9	9-1	No. 8
Jan. 16	12-1	No. 5
Jan. 23	13-2	No. 6
Jan. 30	14-2	No. 7
Feb. 6	16-2	No. 6
Feb. 13	16-3	No. 9
<b>Final Record</b>	<b>22-7</b>	

### 1968-69 - ranked 10 of 15 weeks

Dec. 31	9-1	No. 15
Jan. 7	9-1	No. 15
Jan. 14	10-1	No. 12
Jan. 21	11-1	No. 10
Jan. 28	12-1	No. 11
Feb. 4	13-2	No. 15
Feb. 11	15-2	No. 13
Feb. 18	16-2	No. 8
Feb. 25	17-3	No. 10
Mar. 4 (Final)	19-3	No. 9
<b>Final Record</b>	<b>21-5</b>	

### 1969-70 - ranked two of 15 weeks

Preseason	0-0	No. 11
Dec. 9	3-0	No. 7

### 1970-71 - ranked eight of 16 weeks

Jan. 26	10-2	No. 17
Feb. 2	13-2	No. 14
Feb. 9	15-2	No. 12
Feb. 16	17-2	No. 10
Feb. 23	19-2	No. 8
Mar. 2	20-3	No. 11
Mar. 9	21-4	No. 11
Mar. 16 (Final)	21-4	No. 15

### 1971-72 - ranked one of 16 weeks

Feb. 8	15-2	No. 20
--------	------	--------

SOURCE: CollegePollArchive.com

## DU VS. AP RANKED TEAMS

### All Games

Total	47-124 (.275)
Home	26-40 (.394)
Road	11-64 (.147)
Neutral	10-20 (.300)
At Palumbo Center	*4-16 (.200)
At PPG Paints Arena	0-5 (.000)

\* - seven of the 16 Palumbo Center losses by 8 or fewer points

### vs. Top 10 Teams Only

Total	25-59 (.298)
Home	12-16 (.429)
Road	5-31 (.139)
Neutral	8-12 (.400)
At Palumbo Center	2-5 (.286)
At PPG Paints Arena	0-2 (.000)

## DUQUESNE AS NO. 1

Feb. 17, 1954	at Geneva	W	93-59
Feb. 22, 1954	Bowling Green	W	79-52
Feb. 26, 1954	at Cincinnati	L	52-66
Feb. 27, 1954	at Dayton (#16 AP)	L	54-64
Mar. 1, 1954	St. Bonaventure	W	67-55

## DUQUESNE VS. NO. 1

Jan. 23, 1960	Cincinnati	L	58-61
Feb. 25, 1988	Temple	L	55-94
Mar. 6, 1988	Temple	L	57-77
Jan. 24, 1995	Massachusetts	L	53-103
Jan. 20, 1996	Massachusetts	L	89-93

## MOST GAMES VS. RANKED OPPONENTS

### Single Season

G	Year	W-L
9	1954-55	7-2
8	1955-56	2-6
6	1993-94	0-6
6	1970-71	4-2
6	1968-69	3-3
6	1950-51	1-5
6	1949-50	3-3

## MOST WINS OVER RANKED OPPONENTS

### Single Season

G	Year
7	1954-55
4	1970-71
3 (five times)	1968-69 last
	1961-62, 1952-53, 1951-52, 1949-50



# THE ASSOCIATED PRESS POLL

## GAME-BY-GAME VS. AP RANKED TEAMS

<b>1949</b>					<b>2-0</b>
Jan. 24	#12	Loyola (Ill.) (OT)	H	W	52-51
Jan. 31	#8	Villanova	H	W	65-37

<b>1950</b>					<b>3-3</b>
Jan. 10	#12	Cincinnati (#8)	H	W	60-54
Feb. 4	#15	Louisville (#2)	A	L	58-64
Feb. 16	#6	Long Island (#7)	A	W	60-53
Mar. 8	#11	Villanova (#6)	A	L	52-68
Mar. 15	#10	La Salle (#6)	N	W	49-47
Mar. 17	#9	St. John's (#6)	N	L	67-69

<b>1951</b>					<b>1-5</b>
Jan. 8	#17	Cincinnati (#13)	H	L	74-86
Jan. 9	#19	La Salle (#15)	H	W	53-43
Jan. 16	#4	Long Island (#20)	A	L	52-84
Jan. 29	#11	Villanova	H	L	65-68
Feb. 3	#16	Cincinnati	A	L	54-69
Feb. 24	#15	Villanova	A	L	71-88

<b>1952</b>					<b>3-2</b>
Jan. 12	#14	Syracuse (#16)	A	W	78-67
Feb. 11	#4	St. Bonaventure (#5)	H	W	69-63
Mar. 10	#13	Holy Cross (#4)	N	W	78-68
Mar. 12	#15	St. Bonaventure (#4)	N	L	31-49
Mar. 22	#2	Illinois (#4)	N	L	68-74

<b>1953</b>					<b>3-2</b>
Feb. 7	#4	La Salle	A	L	66-72
Feb. 14	#7	DePaul	A	W	77-69
Mar. 10	#9	Western Ky. (#11)	N	W	69-61
Mar. 11	#20	St. John's (#11)	N	L	55-64
Mar. 14	#20	Manhattan (#11)	A	W	81-67

<b>1954</b>					<b>1-2</b>
Jan. 16	#13	Niagara (#2)	A	W	61-53
Feb. 27	#16	Dayton (#1)	A	L	54-64
Mar. 12	#9	Holy Cross (#3)	N	L	62-71

<b>1955</b>					<b>7-2</b>
Dec. 29	#4	Dayton (#8)	N	W	90-75
Dec. 31	#3	La Salle (#8)	N	W	67-65
Jan. 19	#18	Dayton (#5)	H	L	67-68
Jan. 31	#20	Niagara (#4)	H	W	65-48
Feb. 7	#17	Villanova (#4)	H	W	66-58
Feb. 14	#17	Cincinnati (#4)	H	W	81-67
Feb. 25	#17	Cincinnati (#4)	A	W	68-60
Feb. 26	#11	Dayton (#4)	A	L	58-67
Mar. 19	#9	Dayton (#6)	N	W	70-58

<b>1956</b>					<b>2-6</b>
Dec. 30	#14	Holy Cross	N	L	57-61
Jan. 5	#3	Dayton	A	L	52-68
Jan. 7	#20	Cincinnati	A	L	52-74
Feb. 1	#7	Temple	H	L	48-63
Feb. 13	#20	Cincinnati	H	L	79-95
Feb. 25	#10	Temple	A	W	66-64
Feb. 29	#3	Dayton	H	W	87-86
Mar. 11	#6	Louisville	N	L	72-84

<b>1957</b>					<b>1-0</b>
Dec. 29	#5	Saint Louis	N	W	69-62

<b>1958</b>					<b>1-4</b>
Feb. 1	#3	Cincinnati	H	L	61-72
Feb. 5	#10	Temple	A	L	48-72
Feb. 8	#14	Dayton	H	L	66-68
Feb. 28	#5	Temple	H	L	40-76
Mar. 5	#20	St. Bonaventure	H	W	77-54

<b>1959</b>					<b>0-1</b>
Feb. 26	#4	Cincinnati	A	L	69-88

<b>1960</b>					<b>1-3</b>
Jan. 6	#16	Villanova	A	L	65-87
Jan. 23	#1	Cincinnati	H	L	58-61
Feb. 10	#15	Dayton	H	W	79-66
Feb. 24	#10	St. Bonaventure	H	L	70-76

<b>1961</b>					<b>1-1</b>
Jan. 7	#3	St. Bonaventure	A	L	78-89
Mar. 1	#2	St. Bonaventure (OT)	H	W	79-74

<b>1962</b>					<b>3-1</b>
Dec. 19	#9	St. Bonaventure (#7)	H	W	74-57
Jan. 18	#3	Cincinnati (#5)	H	L	54-62
Mar. 5	#6	Bradley	A	W	73-72
Mar. 20	#6	Bradley	N	W	88-85

<b>1964</b>					<b>0-2</b>
Feb. 12	#8	Villanova	A	L	63-73
Feb. 29	#9	DePaul	A	L	65-84

<b>1965</b>					<b>1-1</b>
Feb. 8	#8	Wichita	H	W	75-72
Feb. 13	#4	Providence	A	L	75-83

<b>1966</b>					<b>1-0</b>
Feb. 6	#4	Providence (OT)	H	W	78-76

<b>1967</b>					<b>0-2</b>
Dec. 27	#8	St. John's	A	L	60-91
Jan. 14	#9	Providence	A	L	47-54

<b>1969</b>					<b>3-3</b>
Dec. 27	#13	St. Bonaventure	N	W	89-70
Feb. 16	#11	Villanova (#13)	H	W	70-59
Feb. 19	#4	La Salle (#8)	A	L	71-85
Mar. 6	#16	Boston College (#9)	A	L	72-93
Mar. 13	#4	North Carolina (#9)	N	L	78-79
Mar. 15	#8	St. John's (#9)	N	W	75-72

<b>1971</b>					<b>4-2</b>
Dec. 12	#13	Western Kentucky	A	L	62-69
Jan. 18	#9	Notre Dame (OT)	H	W	81-78
Jan. 23	#10	St. Bonaventure	H	W	89-68
Feb. 7	#17	Villanova (#14)	H	W	87-78
Feb. 17	#11	La Salle (#10)	A	W	95-86
Mar. 13	#5	Pennsylvania (#11)	N	L	65-70

<b>1973</b>					<b>0-2</b>
Jan. 13	#11	Providence	A	L	79-87
Feb. 21	#8	Maryland	H	L	71-81

<b>1974</b>					<b>1-2</b>
Jan. 31	#9	Providence (OT)	H	W	88-87
Feb. 20	#5	Maryland	A	L	72-98
Feb. 24	#14	South Carolina	H	L	57-67

<b>1975</b>					<b>0-2</b>
Jan. 24	#9	La Salle	A	L	79-88
Feb. 23	#3	Maryland	H	L	82-103

<b>1976</b>					<b>0-1</b>
Feb. 29	#18	Cincinnati	H	L	73-80

<b>1977</b>					<b>1-2</b>
Dec. 28	#18	Syracuse	N	L	86-116
Jan. 29	#12	Cincinnati	A	L	65-83
Feb. 19	#15	Detroit (2 OT)	H	W	95-88

<b>1978</b>					<b>0-2</b>
Dec. 4	#17	Holy Cross	A	L	76-86
Feb. 7	#11	DePaul	A	L	58-83

<b>1979</b>					<b>1-0</b>
Feb. 22	#16	Detroit	H	W	93-84

<b>1982</b>					<b>0-1</b>
Feb. 11	#11	West Virginia	H	L	75-90

<b>1983</b>					<b>0-2</b>
Dec. 3	#18	UNLV	H	L	54-67
Dec. 17	#2	Kentucky	A	L	42-55

<b>1984</b>					<b>0-2</b>
Dec. 10	#11	Maryland	H	L	67-78
Feb. 18	#20	Temple	A	L	70-78

<b>1985</b>					<b>0-1</b>
Dec. 29	#6	Syracuse	N	L	60-75

<b>1987</b>					<b>0-4</b>
Dec. 13	#15	N.C. State	A	L	59-82
Jan. 12	#14	Pittsburgh	H	L	77-102
Jan. 29	#7	Temple	A	L	64-82
Feb. 16	#6	Temple	H	L	56-84

<b>1988</b>					<b>0-5</b>
Nov. 27	#17	Arizona	N	L	78-133
Jan. 11	#2	Pittsburgh	A	L	58-85
Feb. 4	#5	Temple	A	L	70-110
Feb. 25	#1	Temple	H	L	55-94
Mar. 6	#1	Temple	N	L	57-77

<b>1989</b>					<b>0-1</b>
Dec. 7	#7	Illinois	A	L	81-112

<b>1990</b>					<b>0-1</b>
Dec. 7	#19	N.C. State	A	L	77-126

<b>1991</b>					<b>0-1</b>
Dec. 19	#14	Pittsburgh	N	L	65-84

<b>1993</b>					<b>2-1</b>
Dec. 15	#10	Florida State	H	W	91-84
Mar. 6	#18	Xavier	H	W	88-72
Mar. 12	#22	Xavier	N	L	41-67

<b>1994</b>					<b>0-6</b>
Jan. 8	#8	Massachusetts	H	L	53-70
Jan. 26	#19	West Virginia	A	L	67-87
Feb. 10	#8	Temple	A	L	49-51
Feb. 22	#8	Temple	H	L	61-65
Mar. 2	#11	Massachusetts	A	L	78-92
Mar. 7	#9	Massachusetts	N	L	52-69

<b>1995</b>					<b>0-3</b>
Jan. 24	#1	Massachusetts	H	L	53-103
Feb. 16	#5	Massachusetts	A	L	56-73
Mar. 5	#8	Massachusetts	N	L	53-79

<b>1996</b>					<b>0-4</b>
Dec. 28	#6	Georgetown	N	L	86-88
Jan. 10	#15	Virginia Tech	H	L	69-88
Jan. 20	#1	Massachusetts	H	L	89-93
Feb. 6	#11	Virginia Tech	A	L	63-69

<b>1997</b>					<b>1-1</b>
Jan. 25	#16	Xavier	A	W	78-70
Feb. 20	#16	Xavier	H	L	74-82

<b>1998</b>					<b>0-4</b>
Dec. 27	#23	West Virginia	A	L	78-90
Jan. 10	#23	Rhode Island	A	L	76-83
Jan. 27	#24	Xavier	A	L	71-93
Feb. 10	#20	Massachusetts	H	L	68-74

<b>1999</b>					<b>0-1</b>
Nov. 23	#6	Maryland	A	L	47-81

<b>2000</b>					<b>0-2</b>
Dec. 4	#15	Ohio State	A	L	55-87
Jan. 29	#24	Temple	A	L	37-81

<b>2001</b>					<b>0-1</b>
Feb. 25	#23	Saint Joseph's	H	L	70-90

# THE ASSOCIATED PRESS POLL

<b>2003</b>			<b>0-3</b>
Nov. 23	#5 Pitt	A L	67-82
Nov. 30	#11 Maryland	A L	39-89
Feb. 26	#13 Xavier (OT)	H L	78-80

<b>2004</b>			<b>0-2</b>
Dec. 3	#22 Pitt	H L	45-59
Jan. 10	#9 Saint Joseph's	H L	61-78

<b>2005</b>			<b>0-2</b>
Dec. 4	#13 Pitt	A L	57-87
Jan. 8	#24 George Washington	H L	57-81

<b>2006</b>			<b>0-2</b>
Dec. 27	#13 Boston College	H L	69-81
Jan. 25	#14 George Washington	H L	78-94

<b>2007</b>			<b>0-1</b>
Dec. 6	#2 Pitt	A L	56-73

<b>2008</b>			<b>0-3</b>
Dec. 5	#12 Pitt	H L	68-73
Jan. 13	#22 Rhode Island	A L	78-80
Feb. 21	#10 Xavier	A L	48-75

<b>2009</b>			<b>1-2</b>
Nov. 28	#7 Duke	A L	72-95
Dec. 3	#3 Pitt	A L	51-78
Feb. 7	#9 Xavier	H W	72-68

Xavier win ended 24-game losing streak vs. ranked teams  
First over ranked team since 1997 (at #16 Xavier)  
First over Top 10 team since Dec. 1993 (#10 Florida State)  
Highest ranked team defeated since #9 Providence in 1974

<b>2010</b>			<b>0-2</b>
Dec. 9	#6 West Virginia	A L	39-68
Feb. 3	#19 Temple	A L	60-76

<b>2011</b>			<b>1-1</b>
Dec. 1	#3 Pitt (CEC)	N L	66-80
Jan. 15	#19 Temple	H W	78-66

<b>2012</b>			<b>0-2</b>
Nov. 9	#16 Arizona	A L	59-67
Nov. 30	#17 Pitt (CEC)	N L	69-80

<b>2013</b>			<b>0-2</b>
Jan. 19	#22 VCU (CEC)	H L	63-90
Feb. 19	#15 Butler	A L	49-68

<b>2014</b>			<b>1-1</b>
Jan. 22	#19 Saint Louis	H L	72-76
Feb. 27	#10 Saint Louis	A W	71-64

Saint Louis win was DU's first over a Top 10 team on the road since Mar. 5, 1962 (at #6 Bradley) ... it was also the first road win over a ranked team since Jan. 25, 1997 (at #16 Xavier)

<b>2015</b>			<b>0-1</b>
Jan. 17	#17 VCU (CEC)	H L	64-70

<b>2016</b>			<b>0-1</b>
Feb. 9	#19 Dayton	A L	74-76

<b>2017</b>			<b>0-1</b>
Nov. 20	#2 Kentucky	A L	59-93

<b>2018</b>			<b>0-1</b>
Jan. 27	#24 Rhode Island	A L	58-61

<b>2020</b>			<b>0-2</b>
Jan. 29	#7 Dayton (PPG)	H L	69-73
Feb. 22	#5 Dayton	A L	70-80

<b>2023</b>			<b>0-1</b>
Nov. 11	#4 Kentucky	A L	52-77

## MOST FREQUENT RANKED OPPONENTS

G	Opponent	W-L	Last
15	Temple	2-13	Jan. 15, 2011
13	Cincinnati	3-10	Jan. 29, 1977
12	Dayton	4-8	Feb. 22, 2020
11	Pittsburgh	0-11	Nov. 30, 2011
9	St. Bonaventure	6-3	Jan. 23, 1971
9	Villanova	4-5	Feb. 7, 1971
8	Xavier	3-5	Feb. 7, 2009
8	Massachusetts	0-8	Feb. 10, 1998
7	La Salle	4-3	Jan. 24, 1975
6	Maryland	0-6	Nov. 30, 2002
5	Providence	2-3	Jan. 31, 1974
4	Holy Cross	1-3	Dec. 4, 1977
4	St. John's	1-3	Mar. 15, 1969
4	West Virginia	0-4	Dec. 9, 2009
3	DePaul	1-2	Feb. 7, 1978
3	Kentucky	0-3	Nov. 11, 2022
3	Rhode Island	0-3	Jan. 27, 2018
3	Saint Louis	2-1	Feb. 27, 2014
3	Syracuse	1-2	Dec. 29, 1984
2	Arizona	0-2	Nov. 9, 2011
2	Boston College	0-2	Mar. 6, 1969
2	Bradley	2-0	Mar. 20, 1962
2	Detroit	2-0	Feb. 22, 1979
2	George Washington	0-2	Jan. 25, 2006
2	Illinois	0-2	Dec. 7, 1988
2	Long Island	1-1	Jan. 16, 1951
2	Louisville	0-2	Mar. 11, 1956
2	Niagara	2-0	Jan. 31, 1955
2	N.C. State	0-2	Dec. 7, 1989
2	Saint Joseph's	0-2	Jan. 10, 2004
2	VCU	0-2	Jan. 17, 2015
2	Virginia Tech	0-2	Feb. 6, 1996
2	Western Kentucky	1-1	Dec. 12, 1970
1	Butler	0-1	Feb. 19, 2013
1	Duke	0-1	Nov. 28, 2008
1	Florida State	1-0	Dec. 15, 1992
1	Georgetown	0-1	Dec. 28, 1995
1	Loyola Chicago	1-0	Jan. 24, 1949
1	Manhattan	1-0	Mar. 14, 1953
1	North Carolina	0-1	Mar. 13, 1969
1	Notre Dame	1-0	Jan. 18, 1971
1	Ohio State	0-1	Dec. 4, 1999
1	Penn	0-1	Mar. 13, 1971
1	South Carolina	0-1	Feb. 24, 1974
1	UNLV	0-1	Dec. 3, 1982
1	Wichita State	1-0	Feb. 8, 1965

## RECORD VS. RANK

vs. Rank	W-L	Last
vs. No. 1	0-5	1995-96
vs. No. 2	1-5	2016-17
vs. No. 3	2-7	2010-11
vs. No. 4	3-7	2022-23
vs. No. 5	1-7	2019-20
vs. No. 6	3-6	2009-10
vs. No. 7	1-5	2019-20
vs. No. 8	3-7	1994-95
vs. No. 9	6-7	2008-09
vs. No. 10	5-3	2013-14
vs. No. 11	2-10	2002-03
vs. No. 12	2-2	2007-08
vs. No. 13	3-4	2005-06
vs. No. 14	1-7	2005-06
vs. No. 15	2-7	2012-13
vs. No. 16	2-5	2011-12
vs. No. 17	4-5	2014-15
vs. No. 18	1-4	1992-93
vs. No. 19	2-5	2015-16
vs. No. 20	3-5	1997-98
vs. No. 21	n/a	
vs. No. 22	0-4	2012-13
vs. No. 23	0-3	2000-01
vs. No. 24	0-4	2017-18
vs. No. 25	n/a	

## HIGHEST RANKED TEAMS BEATEN

#2	St. Bonaventure (OT)	Mar. 1, 1961	H	79-74
#3	*La Salle - HF	Dec. 31, 1954	N	67-65
#3	Dayton	Feb. 29, 1956	H	87-86
#4	+St. Bonaventure	Feb. 11, 1952	H	69-63
#4	*Dayton - HF	Dec. 29, 1954	N	90-75
#4	Providence	Feb. 6, 1966	H	78-76
#5	Saint Louis - BT	Dec. 29, 1956	N	69-62

\* - Duquesne ranked #8 at the time

+ - Duquesne ranked #5 at the time

HF - Holiday Festival, Madison Square Garden

BT - Bluegrass Tournament, Louisville, Ky.

## LARGEST MARGIN OF VICTORY OVER A RANKED TEAM

+28	#8 Villanova	Jan. 31, 1949	H	65-37
+23	#20 St. Bona	Mar. 5, 1958	H	77-54
+21	#10 St. Bona	Jan. 23, 1971	H	89-68
+19	#13 St. Bona	Dec. 27, 1969	N1	89-70
+17	#9 St. Bona (#7)	Dec. 19, 1961	H	74-57
+17	#20 Niagara (#4)	Jan. 31, 1954	H	65-48
+16	#18 Xavier	Mar. 6, 1993	H	88-72
+15	#4 Dayton (#8)	Dec. 29, 1954	N2	90-75
+14	#20 Manhattan (#11)	Mar. 14, 1953	A	81-67

\* - Duquesne rank in parentheses

N1 - All-College Tournament, Oklahoma City, Okla.

N2 - Holiday Festival, Madison Sq. Garden, New York City, N.Y.

## When Unranked & When Unranked at Home

+28	#8 Villanova	Jan. 31, 1949	H	65-37
-----	--------------	---------------	---	-------

## When Unranked on the Road

+8	#16 Xavier	Jan. 25, 1997	A	78-70
+8	#7 DePaul	Feb. 14, 1953	A	77-69

## TOP 10 TEAMS BEATEN WHILE UNRANKED

#2	St. Bonaventure (OT)	Mar. 1, 1961	H	79-74
#3	Dayton	Feb. 29, 1956	H	87-86
#4	Providence (OT)	Feb. 6, 1966	H	78-76
#5	Saint Louis (BT)	Dec. 29, 1956	N	69-62
#6	Bradley (NIT)	Mar. 20, 1962	N	88-85
#6	Bradley	Mar. 5, 1962	A	73-72
#7	DePaul	Feb. 14, 1953	A	77-69
#8	Wichita	Feb. 8, 1965	H	75-72
#8	Villanova	Jan. 31, 1949	H	65-37
#9	Xavier	Feb. 7, 2009	H	72-68
#9	Providence (OT)	Jan. 31, 1974	H	88-87
#9	Notre Dame (OT)	Jan. 18, 1971	H	81-78
#10	Saint Louis	Feb. 27, 2014	A	71-64
#10	Florida State	Dec. 15, 1992	H	91-84
#10	St. Bonaventure	Jan. 23, 1971	H	89-68
#10	Temple	Feb. 25, 1956	A	66-64

BT - Bluegrass Tournament, Louisville, Ky.

NIT - Madison Square Garden, NYC, N.Y.

## ROAD WINS OVER RANKED TEAMS

#6	at Long Island (#2)	Feb. 16, 1950	60-53
#14	at Syracuse (#16)	Jan. 12, 1952	78-67
#7	at DePaul	Feb. 14, 1953	77-69
#20	at Manhattan (#11)	Mar. 14, 1953	81-67
#13	at Niagara (#2)	Jan. 16, 1954	61-53
#17	at Cincinnati (#4)	Feb. 25, 1955	68-60
#10	at Temple	Feb. 25, 1956	66-64
#6	at Bradley	Mar. 5, 1962	73-72
#11	at La Salle (#10)	Feb. 17, 1971	95-86
#16	at Xavier	Jan. 25, 1997	78-70
#10	at Saint Louis	Feb. 27, 2014	71-64

\* - Duquesne rank in parentheses

• 1/25/97 win over Xavier ended a 19-game road losing streak

vs. ranked teams

• 2/27/14 win at Saint Louis ended a 15-game road losing streak

vs. ranked teams

# THE ASSOCIATED PRESS POLL

## MOST INDIVIDUAL POINTS VS. A RANKED TEAM

40	Si Green, Sr.	#3 Dayton	Feb. 29, 1956
39	Dick Ricketts, Sr.	#3 Dayton<	Dec. 29, 1954
33	Si Green, Jr.	#3 Cincinnati	Feb. 14, 1955
33	Si Green, Jr.	#3 Dayton#	Mar. 19, 1955
31	Ned Twyman, Sr.	#2 St. Bonaventure	Mar. 1, 1961
30	Si Green, Sr.	#3 at Dayton	Jan. 5, 1956
30	Ron Willard, Sr.	#4 at Providence	Feb. 13, 1965
30	Tom Pipkins, Jr.	#6 Georgetown>	Dec. 28, 1995
30	Tom Pipkins, Sr.	#16 at Xavier	Jan. 25, 1997

< - Holiday Festival - Madison Square Garden, New York, N.Y.

# - NIT Championship game - Madison Square Garden, New York, N.Y.

> - at Lakeland, Fla.

## VS. RANKED TEAMS AT THE PALUMBO CENTER

Dec. 15, 1992	#10 Florida State	W	91-84	+7
Mar. 6, 1992	#18 Xavier	W	88-72	+16
Jan. 8, 1994	#8 Massachusetts	L	53-70	-17
Feb. 22, 1994	#8 Temple	L	61-65	-4
Jan. 24, 1995	#1 Massachusetts	L	53-103	-50
Jan. 10, 1996	#15 Virginia Tech	L	69-88	-19
Jan. 20, 1996	#1 Massachusetts	L	89-93	-4
Feb. 20, 1997	#16 Xavier	L	74-82	-8
Feb. 10, 1998	#20 Massachusetts	L	68-74	-6
Feb. 25, 2001	#23 Saint Joseph's	L	70-90	-20
Feb. 26, 2003	#13 Xavier (OT)	L	78-80	-2
Dec. 3, 2003	#22 Pittsburgh	L	45-59	-14
Jan. 10, 2004	#9 Saint Joseph's	L	61-78	-17
Jan. 8, 2005	#24 Geo. Washington	L	57-81	-24
Dec. 27, 2005	#13 Boston College	L	69-81	-12
Jan. 25, 2006	#14 Geo. Washington	L	78-94	-16
Dec. 5, 2007	#12 Pittsburgh	L	68-73	-5
Feb. 7, 2009	#9 Xavier	W	72-68	+4
Jan. 15, 2011	#19 Temple	W	78-66	+12
Jan. 22, 2014	#19 Saint Louis	L	72-76	-4

## CLOSE CALLS

Duquesne is 4-16 against ranked teams since returning to campus (A.J. Palumbo Center/UPMC Cooper Fieldhouse footprint opened in December of 1988). Of the 16 losses, seven have come by eight or fewer points. Here is a list of some of the close calls at home against ranked teams over the past 20-plus years (ranking listed is according to the Associated Press):

Feb. 22, 1994	#8 Temple	L	61-65	-4
Jan. 20, 1996	#1 Massachusetts	L	89-93	-4
Feb. 20, 1997	#16 Xavier	L	74-82	-8
Feb. 10, 1998	#20 Massachusetts	L	68-74	-6
Feb. 26, 2003	#13 Xavier (OT)	L	78-80	-2
Dec. 5, 2007	#12 Pittsburgh	L	68-73	-5
Jan. 22, 2014	#19 Saint Louis	L	72-76	-4

## VS. RANKED TEAMS AT PPG PAINTS ARENA

Dec. 1, 2010	#3 Pitt	L	66-80	-14
Nov. 30, 2011	#17 Pitt	L	69-80	-11
Jan. 19, 2013	#22 VCU	L	63-90	-27
Jan. 17, 2015	#17 VCU	L	64-70	-6
Jan. 29, 2020	#7 Dayton	L	69-73	-4

## JANUARY 31ST

If you are a ranked team playing Duquesne, you better hope the game is not on January 31st, as the Dukes are 3-0 all-time against ranked teams on the final day of January. On Jan. 31, 1949 - in DU's second game ever versus a ranked opponent - the Dukes defeated No. 8 Villanova 65-37. On Jan. 31, 1955, No. 4 Duquesne defeated No. 20 Niagara 65-48 and on Jan. 31, 1974, freshman Norm Nixon intercepted an inbounds pass with six seconds left in OT and fed Bernie O'Keefe who buried an 18-footer at the buzzer to give the unranked Dukes an 88-87 upset win over No. 9 Providence.

## DUQUESNE VS. AP RANKED A-10 TEAMS

### DAYTON (4-8)

\* - indicates Atlantic 10 games (0-3)

Feb. 27, 1954	A	L
#16 Dayton 64, #1 Duquesne 54		
Dec. 29, 1954	N	W
#8 Duquesne 90, #4 Dayton 75 (Holiday Festival) Madison Square Garden, NYC, N.Y.		
Jan. 19, 1955	H	L
#18 Dayton 68, #5 Duquesne 67		
Feb. 26, 1955	A	L
#11 Dayton 67, #4 Duquesne 58		
Mar. 20, 1955	N	W
#6 Duquesne 70, #9 Dayton 58 (NIT Championship) Madison Square Garden, NYC, N.Y.		
Jan. 5, 1956	A	L
#3 Dayton 68, Duquesne 52		
Feb. 29, 1956	H	W
Duquesne 87, #3 Dayton 86		
Feb. 18, 1958	H	L
#14 Dayton 68, Duquesne 66		
Feb. 10, 1960	H	W
Duquesne 79, #15 Dayton 66		
Feb. 9, 2016*	A	L
#19 Dayton 76, Duquesne 74		
Jan. 29, 2020*	^H	L
#7 Dayton 73, Duquesne 69		
Feb. 22, 2020*	A	L
#5 Dayton 80, Duquesne 70		

### GEORGE WASHINGTON (0-2)

\* - indicates Atlantic 10 games (0-2)

Jan. 8, 2005*	H	L
#24 George Washington 81, Duquesne 57		
Jan. 25, 2006*	H	L
#14 George Washington 94, Duquesne 78		

### LA SALLE (4-3)

Mar. 15, 1950	N	W
#6 Duquesne 49, #10 La Salle 47 (NIT) Madison Square Garden, NYC, N.Y.		
Jan. 9, 1951	H	W
#15 Duquesne 53, #19 La Salle 43		
Feb. 7, 1953	A	L
#4 La Salle 72, Duquesne 66		
Dec. 31, 1954	N	W
#3 La Salle 65, #8 Duquesne 67 (Holiday Festival) Madison Square Garden		
Feb. 19, 1969	A	L
#4 La Salle 85, #8 Duquesne 71		
Feb. 17, 1971	A	W
#10 Duquesne 95, #11 La Salle 86		
Jan. 24, 1975	A	L
#9 La Salle 88, Duquesne 79		

### LOYOLA CHICAGO (1-0)

Jan. 24, 1949	H	W
Duquesne 52, #12 Loyola Chicago 51 (OT)		

## MASSACHUSETTS (0-8)

\* - indicates Atlantic 10 games (0-8)

Jan. 8, 1994*	H	L
#8 UMass 70, Duquesne 53		
Mar. 2, 1994*	A	L
#9 UMass 92, Duquesne 78		
Mar. 7, 1994*	N	L
#11 UMass 69, Duquesne 52 (Atlantic-10 Tournament) Philadelphia, Pa.		
Jan. 24, 1995*	H	L
#1 UMass 103, Duquesne 53		
Feb. 16, 1995*	A	L
#5 UMass 73, Duquesne 56		
Mar. 5, 1995*	N	L
#8 UMass 79, Duquesne 53 (A-10 Tournament) Philadelphia, Pa.		
Jan. 20, 1996*	H	L
#1 UMass 93, Duquesne 89		
Feb. 10, 1996*	H	L
#20 UMass 74, Duquesne 68		

## RHODE ISLAND (0-3)

\* - indicates Atlantic 10 games (0-3)

Jan. 10, 1998*	A	L
#23 Rhode Island 83, Duquesne 76		
Jan. 13, 2008*	A	L
#22 Rhode Island 80, Duquesne 78		
Jan. 27, 2018*	A	L
#24 Rhode Island 61, Duquesne 58		

## SAINT JOSEPH'S (0-2)

\* - indicates Atlantic 10 games (0-2)

Feb. 25, 2001*	H	L
#23 St. Joseph's 90, Duquesne 70		
Jan. 10, 2004*	H	L
#9 St. Joseph's 78, Duquesne 61		

## SAINT LOUIS (2-1)

\* - indicates Atlantic 10 games (1-1)

Dec. 29, 1956	N	W
Duquesne 69, #5 Saint Louis 62 (Bluegrass Tournament) Louisville, Ky.		
Jan. 22, 2014*	H	L
#19 Saint Louis 76, Duquesne 72		
Feb. 27, 2014*	A	W
Duquesne 71, #10 Saint Louis 64		

## ST. BONAVENTURE (6-3)

Feb. 11, 1952	H	W
#5 Duquesne 69, #4 St. Bonaventure 63		
Mar. 12, 1952	N	L
#15 St. Bonaventure 49, #4 Duquesne 31 (NIT) Madison Square Garden, NYC, N.Y.		
Mar. 5, 1958	H	W
Duquesne 77, #20 St. Bonaventure 54		
Feb. 24, 1960	H	L
#10 St. Bonaventure 76, Duquesne 70		
Jan. 7, 1961	A	L
#3 St. Bonaventure 89, Duquesne 78		
Mar. 1, 1961	H	W
Duquesne 79, #2 St. Bonaventure 74 (OT)		
Dec. 19, 1961	H	W
#7 Duquesne 74, #9 St. Bonaventure 57		
Dec. 27, 1968	N	W
Duquesne 89, #13 St. Bonaventure 70 (All College Tournament) Oklahoma City, Okla.		
Jan. 23, 1971	H	W
Duquesne 89, #10 St. Bonaventure 68		

## VCU (0-2)

\* - indicates Atlantic 10 games (0-2)

Jan. 19, 2013*	^H	L
#22 VCU 90, Duquesne 63		
Jan. 17, 2015*	^H	L
#17 VCU 70, Duquesne 64		

^ - at CONSOL Energy Center/PPG Paints Arena

**VS. FORMER A-10 MEMBERS****BUTLER (0-1)**

\* - indicates Atlantic 10 games (0-1)

Feb. 19, 2013*	A	L
#15 Butler 68, Duquesne 49		

**TEMPLE (2-13)**

\* - indicates Atlantic 10 games (1-10)

Temple is Duquesne's most frequently ranked opponent. The Dukes have faced a total of 15 ranked Owls teams - two more than their 13 games against ranked Cincinnati squads. DU is 2-13 all-time against ranked Temple teams with the wins coming on Feb. 25, 1956 over the No. 10 (AP) Owls in Philadelphia (66-64) and on Jan. 15, 2011 over No. 19 (AP) TU at the Palmubo Center (78-66). The Palumbo Center win ended a streak of 12 in a row by ranked Temple teams over the Dukes:

Feb. 1, 1956	H	L
#7 Temple 63, Duquesne 48		
Feb. 25, 1956	A	W
Duquesne 66, #10 Temple 64		
Feb. 5, 1958	A	L
#10 Temple 72, Duquesne 48		
Feb. 28, 1958	H	L
#5 Temple 76, Duquesne 40		
Feb. 18, 1984*	A	L
#20 Temple 78, Duquesne 70		
Jan. 29, 1987*	A	L
#7 Temple 82, Duquesne 64		
Feb. 16, 1987*	H	L
#6 Temple 84, Duquesne 56		
Feb. 4, 1988*	A	L
#5 Temple 110, Duquesne 70		
Feb. 25, 1988*	H	L
#1 Temple 94, Duquesne 55		
Mar. 6, 1988*	N	L
#1 Temple 77, Duquesne 57		
Feb. 10, 1994*	A	L
#8 Temple 51, Duquesne 49		
Feb. 22, 1994*	H	L
#8 Temple 65, Duquesne 61		
Jan. 29, 2000*	A	L
#24 Temple 81, Duquesne 37		
Feb. 3, 2010*	A	L
#19 Temple 76, Duquesne 60		
Jan. 15, 2011*	H	W
Duquesne 78, #19 Temple 66		

**VIRGINIA TECH (0-2)**

\* - indicates Atlantic 10 games (0-2)

Jan. 10, 1996*	H	L
#15 Virginia Tech 88, Duquesne 69		
Feb. 6, 1996*	A	L
#11 Virginia Tech 69, Duquesne 63		

**WEST VIRGINIA (0-4)**

\* - indicates Atlantic 10 games (0-2)

Feb. 11, 1982*	H	L
#11 West Virginia 90, Duquesne 75		
Jan. 26, 1994*	A	L
#19 West Virginia 87, Duquesne 67		
Dec. 27, 1997	A	L
#23 West Virginia 90, Duquesne 78		
Dec. 9, 2009	A	L
#6 West Virginia 68, Duquesne 39		

**XAVIER (3-5)**

\* - indicates Atlantic 10 games (2-4)

Mar. 6, 1993	H	W
Duquesne 88, #18 Xavier 72		
Mar. 12, 1993	N	L
#22 Xavier 67, Duquesne 41 MCC Tournament at Indianapolis, Ind.		
Jan. 25, 1997*	A	W
Duquesne 78, #16 Xavier 70		
Feb. 20, 1997*	H	L
#16 Xavier 82, Duquesne 74		
Jan. 27, 1998*	A	L
#24 Xavier 93, Duquesne 71		
Feb. 26, 2003* (OT)	H	L
#13 Xavier 80, Duquesne 78		
Feb. 21, 2008*	A	L
#10 Xavier 75, Duquesne 48		
Feb. 7, 2009*	H	W
Duquesne 72, #9 Xavier 68		

**ATLANTIC 10 MOST ALL-TIME AP POLL APPEARANCES**

Dayton	116
Saint Louis	115
La Salle	107
<b>DUQUESNE</b>	<b>91</b>
Massachusetts	88
St. Bonaventure	85
George Washington	74
Davidson	72
Saint Joseph's	66
Loyola Chicago	56
VCU	34
Rhode Island	27
Fordham	19
Richmond	11
George Mason	0

SOURCE: CollegePollArchive.com

**A-10 MOST ALL-TIME TOP 10 AP POLL APPEARANCES**

<b>DUQUESNE</b>	<b>66</b>
Davidson	54
St. Bonaventure	52
La Salle	50
Massachusetts	48
Saint Louis	47
Saint Joseph's	40
Loyola Chicago	38
Dayton	35
George Washington	25
Fordham	10
VCU	1
George Mason	0
Rhode Island	0
Richmond	0

SOURCE: CollegePollArchive.com

**DUQUESNE IN THE FINAL RPI**

1993-94	73	17-13	CollegeRPI.com
1994-95	167	10-18	CollegeRPI.com
1995-96	206	9-18	CollegeRPI.com
1996-97	173	9-18	CollegeRPI.com
1997-98	145	11-19	CollegeRPI.com
1998-99	270	5-23	CollegeRPI.com
1999-00	212	9-20	CollegeRPI.com
2000-01	224	9-21	CollegeRPI.com
2001-02	185	9-19	CollegeRPI.com
2002-03	243	10-20	CollegeRPI.com
2003-04	162	12-17	CollegeRPI.com
2004-05	257	8-21	NCAA RPI
2005-06	308	3-24	NCAA RPI
2006-07	219	10-19	NCAA RPI
2007-08	130	17-13	NCAA RPI
2008-09	75	21-13	NCAA RPI
2009-10	114	16-16	NCAA RPI
2010-11	108	19-13	NCAA RPI
2011-12	109	16-15	NCAA RPI
2012-13	231	8-22	NCAA RPI
2013-14	192	13-17	NCAA RPI
2014-15	223	12-19	NCAA RPI
2015-16	161	17-17	NCAA RPI
2016-17	266	10-22	NCAA RPI
2017-18	259	16-16	NCAA RPI

**DUQUESNE IN N.E.T.**

The NCAA developed the NCAA Evaluation Tool (N.E.T.) to replace the RPI as the primary sorting tool for evaluating teams beginning with the 2018-19 season.

2018-19	170	19-13	NCAA NET
<i>Atlantic 10 rank (of 14 schools): 8th</i>			
2019-20	94	21-9	NCAA NET
<i>Atlantic 10 rank (of 14 schools): 7th</i>			
2020-21	139	9-9	NCAA NET
<i>Atlantic 10 rank (of 14 schools): 10th</i>			
2021-22	278	6-24	NCAA NET
<i>Atlantic 10 rank (of 14 schools): 14th</i>			
2023-23	137	20-13	NCAA NET
<i>Atlantic 10 rank (of 14 schools): 5th</i>			



# THE UPI/USA TODAY COACHES POLL

The United Press International college basketball (coaches) poll began in 1950-51 as a top 20 poll. UPI ranked 20 teams from its inception through 1990, before adopting its current 25-team format for the 1990-91 season. The UPI poll was taken over by USA Today in 1992-93. Beginning with the 1993-94 season, the Coaches published their final poll after the NCAA tournament.

## DU IN THE FINAL UPI/USA TODAY COACHES POLL

1952	23-4	No. 4
1953	21-8	No. 20
1954	26-3	No. 3
1955	22-4	No. 7
1962	22-7	No. 18
1969	21-5	No. 10
1971	21-4	No. 18

## DU IN THE COACHES POLL BREAKDOWN

Final poll appearances	7
Highest final appearance	No. 3 in 1954
Last final appearance	1971
Last Top 10 appearance	Dec. 9, 1969 (No. T5)
Last poll appearance	Dec. 30, 1976 (No. T19)
Top 10 finishes	4
Highest rank	No. 1, Feb. 16 & 23, 1954
Weeks ranked No. 1	2 (above)
Most weeks ranked (one seas.)	14 (all) in 1954 & 1955
Most consecutive weeks ranked	35
<i>Last three weeks of 1953, all of 1954 and 1955 and the first four weeks of 1956</i>	
Total weeks ranked	88
Total weeks in Top 5	27
Total weeks in Top 10	54
<i>Duquesne has been ranked for an entire season twice in the coaches poll: 1954 &amp; 1955</i>	
Top season-opening rank	No. 3 in 1954 & 1955
Last time among those receiving votes	Jan. 20, 2020
<i>Jan. 20, 2020 (15-2, 1 point)</i>	

## COACHES POLLS

### 1950-51 - ranked for five of 15 weeks

Dec. 19	5-0	No. 12
Dec. 26	6-0	No. 16
Jan. 3	10-0	No. 19
Jan. 9	10-1	No. 15
Jan. 16	12-1	No. 18

### 1951-52 - ranked for 10 of 15 weeks

Jan. 1	6-0	No. 18
Jan. 15	11-0	No. 10
Jan. 22	11-0	No. 9
Jan. 29	12-0	No. 9
Feb. 5	15-0	No. 8
Feb. 12	17-0	No. 6
Feb. 19	18-0	No. 4
Feb. 26	19-1	No. 4
Mar. 4	19-1	No. 5
Final	23-4	No. 4

### 1952-53 - ranked for four of 14 weeks

Preseason	0-0	No. 14
Feb. 17	15-7	No. 17
Feb. 24	18-7	No. 18
Mar. 3/Final	18-7	No. 20
<b>Final Record</b>	<b>21-8</b>	

### 1953-54 - ranked for all 14 weeks

Preseason	0-0	No. 3
Dec. 15	5-0	No. 3
Dec. 22	7-0	No. 3
Dec. 29	9-0	No. 3
Jan. 5	12-0	No. 3
Jan. 12	14-0	No. 3
Jan. 19	15-0	No. 3
Jan. 26	15-0	No. 3
Feb. 2	18-0	No. 3
Feb. 9	18-0	No. 2
Feb. 16	20-0	No. 1
Feb. 23	22-0	No. 1
Mar. 2	23-2	No. 3
Mar. 9	24-2	No. 3
<b>Final Record</b>	<b>26-3</b>	

### 1954-55 - ranked for all 14 weeks

Dec. 7	1-0	No. 3
Dec. 14	2-1	No. 7
Dec. 21	4-1	No. 10
Dec. 28	5-1	No. 8
Jan. 4	7-1	No. 2
Jan. 11	7-2	No. 2
Jan. 18	8-2	No. 6
Jan. 25	9-3	No. 5
Feb. 1	10-3	No. 5
Feb. 8	13-3	No. 5
Feb. 15	16-3	No. 4
Feb. 22	17-3	No. 5
Mar. 1	19-4	No. 9
Final	22-4	No. 7

### 1955-56 - ranked for four of 15 weeks

Preseason	0-0	No. 9
Dec. 6	1-0	No. 8
Dec. 13	3-0	No. 6
Dec. 20	5-2	No. 16

### 1960-61 - ranked for one of 14 weeks

Final	15-7	No. 26
-------	------	--------

### 1961-62 - ranked for 12 of 14 weeks

Dec. 19	5-0	No. 12
Dec. 26	6-0	No. 7
Jan. 2	8-1	No. 8
Jan. 9	9-1	No. 7
Jan. 16	12-1	No. 6
Jan. 23	13-2	No. 6
Jan. 30	14-2	No. 7
Feb. 6	16-2	No. 6
Feb. 13	16-3	No. 9
Feb. 20	16-5	No. 14
Feb. 27	18-5	No. 14
Final	22-7	No. 18

### 1968-69 - ranked for 11 of 15 weeks

Dec. 31	9-1	No. 11
Jan. 7	9-1	No. 14
Jan. 14	10-1	No. 14
Jan. 21	11-1	No. 13
Jan. 28	12-1	No. 11
Feb. 4	13-2	No. 16
Feb. 11	15-2	No. 15
Feb. 18	16-2	No. 10
Feb. 25	17-3	No. 10
Mar. 4	19-3	No. 9
Final	21-5	No. 10

### 1969-70 - ranked for two of 15 weeks

Preseason	0-0	No. 10
Dec. 9	3-0	No. 5

### 1970-71 - ranked for eight of 16 weeks

Jan. 26	10-2	No. 18
Feb. 2	13-2	No. 18
Feb. 9	15-2	No. 13
Feb. 16	17-2	No. 13
Feb. 23	19-2	No. 11
Mar. 2	20-3	No. 12
Mar. 9	21-4	No. 12
Final	21-4	No. 18

### 1971-72 - ranked for two of 16 weeks

Jan. 11	8-0	No. 17
Feb. 29	19-4	No. 20

### 1975-76 - ranked for one of 14 weeks

Dec. 30	5-1	No. 19 (tie)
---------	-----	--------------

# THE NCAA TOURNAMENT

Appearances: 5 (1940, 1952, 1969, 1971, 1977) • Record: 4-5

## DUQUESNE'S NCAA APPEARANCES

Appearances: 5 (1940, 1952, 1969, 1971, 1977) • Record: 4-5  
Duquesne declined bids in 1941 & 1947 to play in the NIT

### 1940 • FINAL FOUR • THIRD PLACE • (1-1)

Final Four of Eight-Team Tournament

Overall Record: 20-3; Coach: Chick Davies

#### Eastern Regional at Butler Field House, Indianapolis, Ind.

3/22	W	Western Kentucky	30-29
3/23	L	Indiana	30-39

Duquesne's two 1940 games stand as the second and fourth lowest combined scoring games (both teams) in tournament history ... Duquesne and Colorado became the first teams to play in the NIT and NCAA tournaments in the same season (NIT began in 1938, NCAA tournament in 1939)

### 1952 • REGIONAL FINALIST • (1-1)

Final Eight of 16-Team Tournament

Overall Record: 23-4; Coach: Dudey Moore

Duquesne AP Rank Entering Tournament: #4

#### East Regional at Chicago Stadium, Chicago, Ill.

3/21	W	Princeton	60-49
3/22	L	(#2 AP) Illinois	68-74

DU was one of four teams to play in both the NIT and NCAAs in 1952 (Dayton, Saint Louis and St. John's were the others) ... 1952 was the last season teams played in both tournaments

### 1969 • REGIONAL SEMIFINALIST • (2-1)

Round of 16 of 25-Team Tournament

Overall Record: 21-5; Coach: Red Manning

All-East Regional Team: Jarrett Durham

Duquesne AP Rank Entering Tournament: #9

#### East Regional at Keaney Gymnasium, Kingston, R.I.

3/8	W	Saint Joseph's	74-52
-----	---	----------------	-------

#### Cole Field House, College Park, Md.

3/13	L	(#4 AP) North Carolina	78-79
3/15	W	(#8 AP) Saint John's*	75-72

\* - consolation game

### 1971 • FIRST ROUND • (0-1)

First Round of 25-Team Tournament

Overall Record: 21-4; Coach: Red Manning

Duquesne AP Rank Entering Tournament: #11

#### East Regional at WVU Coliseum, Morgantown, W.Va.

3/7	L	(#5 AP) Penn	65-70
-----	---	--------------	-------

### 1977 • FIRST ROUND • (0-1)

First Round of 32-Team Tournament

Overall Record: 15-15; Coach: John Cinicola

#### East Regional at Reynolds Coliseum, Raleigh, N.C.

3/12	L	VMI	66-73
------	---	-----	-------

## DUQUESNE'S NCAA COACHES

Head Coach	Years	W-L	Top Finish
Chick Davies	1 (1940)	1-1	1940 tie for third
Dudey Moore	1 (1952)	1-1	1952 RR (final eight)
Red Manning	2 (1969, '71)	2-2	1969 RSF (final 16)
John Cinicola	1 (1977)	0-1	1977 first round
<b>TOTAL</b>	<b>5</b>	<b>4-5</b>	

RR - Regional runner-up; RSF - Regional semifinal

## PRE-TOURNAMENT WINNING PERCENTAGES

### 1940 NCAA TOURNAMENT • (8 teams)

highest winning percentage

1.	.913	Rice	Southwest	21-2
2.	<b>.905</b>	<b>DUQUESNE</b>	<b>Independent</b>	<b>19-2</b>
	.905	Southern California	Pacific Coast	19-2
4.	.895	Colorado	Mountain States	17-2
5.	.889	Springfield	Independent	16-2

### 1952 NCAA TOURNAMENT • (16 teams)

highest winning percentage

1.	.933	Kentucky	Southeastern	28-2
2.	.917	Kansas	Big Seven	22-2
3.	.885	TCU	Southwest	23-3
4.	<b>.880</b>	<b>DUQUESNE</b>	<b>Independent</b>	<b>22-3</b>
5.	.871	Dayton	Independent	27-4

### 1969 NCAA TOURNAMENT • (25 teams)

highest winning percentage

1.	.963	Santa Clara	West Coast	26-1
2.	.962	UCLA	Pacific-8	25-1
3.	.926	Davidson	Southern	25-2
	.926	Weber State	Big Sky	25-2
5.	.893	North Carolina	Atlantic Coast	25-3
6.	.885	New Mexico	Independent	23-3
7.	.852	Drake	Missouri Valley	23-4
8.	.846	Kentucky	Southeastern	22-4
	.846	Marquette	Independent	22-4
	.846	Saint John's	Independent	22-4
11.	.840	Villanova	Independent	21-4
12.	.833	Purdue	Big Ten	20-4
13.	<b>.826</b>	<b>DUQUESNE</b>	<b>Independent</b>	<b>19-4</b>
	.826	Trinity	Southland	19-4

### 1971 NCAA TOURNAMENT • (25 teams)

highest winning percentage

1.	1.000	Marquette	Independent	26-0
	1.000	Pennsylvania	Ivy	26-0
3.	.962	Kansas	Big Eight	25-1
	.962	UCLA	Pacific-8	25-1
5.	.923	Fordham	Independent	24-2
6.	.880	Jacksonville	Independent	22-3
7.	<b>.875</b>	<b>DUQUESNE</b>	<b>Independent</b>	<b>21-3</b>
8.	.852	South Carolina	Atlantic Coast	23-4
9.	.846	Kentucky	Southeastern	22-4
	.846	Long Beach State	Pacific Coast	22-4

### 1977 NCAA TOURNAMENT • (32 teams)

lowest winning percentage

1.	<b>.517</b>	<b>DUQUESNE</b>	<b>Eastern Collegiate</b>	<b>15-14</b>
2.	.667	Central Michigan	Mid-American	18-9
3.	.714	Middle Tennessee	Ohio Valley	20-8
4.	.733	Saint John's	Independent	22-8
5.	.741	Marquette	Independent	20-7
	.741	Purdue	Big Ten	20-7
	.741	Wake Forest	Atlantic Coast	20-7

# THE NCAA TOURNAMENT

## TEAM RECORDS

### MOST POINTS

78	vs. North Carolina	1969
----	--------------------	------

### Opponent High

79	by North Carolina	1969
----	-------------------	------

### MOST FIRST HALF POINTS

41	vs. North Carolina	1969
----	--------------------	------

### Opponent High

48	by North Carolina	1969
----	-------------------	------

### MOST SECOND HALF POINTS

45	vs. Saint Joseph's	1969
----	--------------------	------

### Opponent High

40	by VMI	1969
----	--------	------

### FEWEST POINTS

30	vs. Western Kentucky	1940
----	----------------------	------

30	vs. Indiana	1940
----	-------------	------

### Opponent Low

29	by Western Kentucky	1940
----	---------------------	------

### FEWEST FIRST HALF POINTS

13	vs. Indiana	1940
----	-------------	------

### Opponent Low

12	by Western Kentucky	1940
----	---------------------	------

### FEWEST SECOND HALF POINTS

16	vs. Western Kentucky	1940
----	----------------------	------

### Opponent Low

14	by Indiana	1940
----	------------	------

### WINNING MARGIN

+22	vs. St. Joseph's (74-52)	Mar. 8, 1969
-----	--------------------------	--------------

### LOSING MARGIN

-9	vs. Indiana (30-39)	Mar. 23, 1940
----	---------------------	---------------

### HIGH FIELD GOAL PCT.

50.9	vs. St. John's (29-57)	1969
------	------------------------	------

50.7	vs. North Carolina (35-69)	1969
------	----------------------------	------

47.4	vs. Penn (27-57)	1971
------	------------------	------

45.0	vs. St. Joseph's (27-60)	1969
------	--------------------------	------

41.6	vs. VMI (32-77)	1977
------	-----------------	------

### Opponent High

45.9	(28-61) by North Carolina	1969
------	---------------------------	------

### LOW FIELD GOAL PCT.

30.9	vs. Illinois (25-81)	1952
------	----------------------	------

31.2	vs. Princeton (24-77)	1952
------	-----------------------	------

41.6	vs. VMI (32-77)	1977
------	-----------------	------

45.0	vs. St. Joseph's (27-60)	1969
------	--------------------------	------

47.4	vs. Penn (27-57)	1971
------	------------------	------

### Opponent Low

27.9	Princeton (19-68)	1952
------	-------------------	------

### HIGH FREE THROW PCT.

80.0	vs. Princeton (12-15)	1952
------	-----------------------	------

78.2	s. Illinois (18-23) v	1952
------	-----------------------	------

74.1	vs. St. Joseph's (20-27)	1969
------	--------------------------	------

68.0	vs. St. John's (17-25)	1969
------	------------------------	------

61.1	vs. Penn (18-25)	1971
------	------------------	------

### Opponent High

90.9	(20-22) by St. John's	1969
------	-----------------------	------

### MOST REBOUNDS

54	vs. Princeton	1952
----	---------------	------

52	vs. St. Joseph's	1969
----	------------------	------

45	vs. VMI	1977
----	---------	------

40	vs. Penn	1971
----	----------	------

### Opponent High

39	Penn	1971
----	------	------

## INDIVIDUAL RECORDS

### MOST POINTS

29	Jim Tucker vs. Illinois	1952
----	-------------------------	------

27	Norm Nixon vs. VMI	1977
----	--------------------	------

24	Jarrett Durham vs. St. John's	1969
----	-------------------------------	------

23	Bill Zopf vs. St. John's	1969
----	--------------------------	------

22	Dick Ricketts vs. Illinois	1952
----	----------------------------	------

21	Jarrett Durham vs. N. Carolina	1969
----	--------------------------------	------

19	Jarrett Durham vs. St. Joe's	1969
----	------------------------------	------

17	Garry Nelson vs. St. Joe's	1969
----	----------------------------	------

17	Moe Barr vs. N. Carolina	1969
----	--------------------------	------

### Opponent High

24	Bob Morse, Penn	1971
----	-----------------	------

24	Bill Paultz, St. John's	1969
----	-------------------------	------

### MOST REBOUNDS

19	Jim Tucker vs. Princeton	1952
----	--------------------------	------

18	Garry Nelson vs. St. Joe's	1969
----	----------------------------	------

18	Dick Ricketts vs. Princeton	1952
----	-----------------------------	------

13	Garry Nelson vs. Penn	1971
----	-----------------------	------

12	Mickey Davis vs. Penn	1971
----	-----------------------	------

### Opponent High

16	Bob Morse, Penn	1971
----	-----------------	------

### MOST ASSISTS

11	Bill Zopf vs. St. John's	1969
----	--------------------------	------

6	Don Maser vs. VMI	1977
---	-------------------	------

6	Jarrett Durham vs. N. Carolina	1969
---	--------------------------------	------

### Opponent High

6	Charlie Scott, N. Carolina	1969
---	----------------------------	------

6	John Warren, St. John's	1969
---	-------------------------	------

### MOST BLOCKED SHOTS

3	Rich Cotten vs. VMI	1977
---	---------------------	------

### MOST GAMES PLAYED

4	Jarrett Durham	all 1969 & 1970
---	----------------	-----------------

	Barry Nelson,	
--	---------------	--

	Garry Nelson	
--	--------------	--

## DU'S NCAA PARTICIPANTS

Moe Becker	1940
------------	------

Rudy Debnar	1940
-------------	------

Lou Kasperik	1940
--------------	------

Bill Lacey	1940
------------	------

Melvin Milkovich	1940
------------------	------

George Reiber	1940
---------------	------

Paul Widowitz	1940
---------------	------

Al Bailey	1952
-----------	------

Hal Cerra	1952
-----------	------

Steve Garay	1952
-------------	------

Jim Kennedy	1952
-------------	------

John Nosworthy	1952
----------------	------

Carl Pachaca	1952
--------------	------

Dick Ricketts	1952
---------------	------

Milo Ringer	1952
-------------	------

Jim Tucker	1952
------------	------

Moe Barr	1969
----------	------

Ron Connolley	1969
---------------	------

Jarrett Durham	1969, 1971
----------------	------------

Willie Hines	1969
--------------	------

Gary Major	1969
------------	------

Steve McHugh	1969, 1971
--------------	------------

Barry Nelson	1969, 1971
--------------	------------

Garry Nelson	1969, 1971
--------------	------------

Walt Zinn	1969
-----------	------

Bill Zopf	1969
-----------	------

Mike Barr	1971
-----------	------

Mickey Davis	1971
--------------	------

Jack Wojdowski	1971
----------------	------

Jeff Baldwin	1977
--------------	------

Rich Cotten	1977
-------------	------

Pat Felix	1977
-----------	------

Don Gambridge	1977
---------------	------

Jesse Hubbard	1977
---------------	------

Don Maser	1977
-----------	------

Lonnie McClain	1977
----------------	------

John Moore	1977
------------	------

Norm Nixon	1977
------------	------

## DU VS. NCAA OPPONENTS

Opponent	First	Last	W-L
Illinois	1952	1952	0-1
Indiana	1940	1940	0-1
North Carolina	1969	1969	0-1
Pennsylvania	1971	1971	0-1
Princeton	1952	1952	1-0
Saint John's	1969	1969	1-0
Saint Joseph's	1969	1969	1-0
VMI	1977	1977	0-1
Western Kentucky	1940	1940	1-0
<b>TOTAL</b>	<b>1940</b>	<b>1977</b>	<b>4-5</b>

## NCAA AND NIT IN THE SAME SEASON

Duquesne and St. John's are the only schools in NCAA history to make multiple appearances in both the NIT and NCAA Tournament in the same season (Duquesne in 1940 & 1952 and St. John's in 1951 & 1952). Duquesne declined NCAA Tournament bids to play in the NIT in 1940-41 and 1946-47.

1940	Colorado
<b>1940</b>	<b>Duquesne</b>
1944	Utah
1949	Kentucky
1950	Bradley
1950	CCNY
1951	Arizona
1951	Brigham Young
1951	North Carolina State
1951	St. John's (N.Y.)
1952	Dayton
<b>1952</b>	<b>Duquesne</b>
1952	St. John's (N.Y.)

*Beginning with the 1952-53 season the NCAA decided that colleges could no longer participate in two post-season tournaments in the same year.*

## DID YOU KNOW?

Duquesne's Jarrett Durham had the highest field goal percentage in the 1969 NCAA Tournament. Durham, a sophomore at the time, scored 64 points (21.3 ppg.) on 26-of-38 shooting (68.4%) in DU's three games on his way to being named to the All-East Regional Team.

# NCAA TOURNAMENT BOX SCORES

## 1977

East Regional • First Round

**VMI 73**  
**DUQUESNE 66**

Mar. 12, 1977 • Reynolds Coliseum  
Raleigh, N.C.

### VIRGINIA MILITARY INSTITUTE (26-3)

NAME	M	FG-A	3M-A	FT-A	R	PF	A	TP
Carter	36	9-18	-	0-0	6	2	3	18
Bynum	38	7-17	-	4-7	8	1	1	18
Montgomery	34	6-11	-	5-6	5	3	1	17
Krovic	38	3-12	-	2-3	4	2	2	8
Lombard	31	1-1	-	4-4	4	3	0	6
Borosevich	14	3-4	-	0-0	6	0	0	6
Kelley	5	0-1	-	0-0	0	0	0	0
Salmond	4	0-1	-	0-0	1	0	0	0
Team					4			
<b>TOTALS</b>	<b>200</b>	<b>29-65</b>	<b>-</b>	<b>15-20</b>	<b>38</b>	<b>11</b>	<b>7</b>	<b>73</b>

### DUQUESNE (15-15)

NAME	M	FG-A	3M-A	FT-A	R	PF	A	TP
Maser	36	7-17	-	0-0	7	2	6	14
Cotten	32	4-10	-	0-0	8	5	1	8
Gambridge	19	2-3	-	0-0	8	5	2	4
Nixon	36	13-24	-	1-3	3	5	3	27
McClain	31	3-12	-	0-0	3	2	2	6
Hubbard	20	1-3	-	1-2	7	2	1	3
Moore	8	0-2	-	0-0	0	0	0	0
Baldwin	14	2-6	-	0-0	2	1	0	4
Felix	4	0-0	-	0-0	0	0	0	0
Team					7			
<b>TOTALS</b>	<b>200</b>	<b>32-77</b>	<b>-</b>	<b>2-5</b>	<b>45</b>	<b>22</b>	<b>15</b>	<b>66</b>

Halftime: Duquesne 33, VMI 33. FG% - VMI 44.6, DU 41.6; FT% - VMI 75.0, DU 40.0; Turnovers - VMI 11, DU 15; Blocked Shots - VMI 1 (Montgomery), DU 5 (Cotten 3, Gambridge, Maser); Steals - VMI 5 (Carter 3, Bynum, Kelley), DU 1 (Nixon); Technicals - None. Officials - Ben Dreith and Bob Korte; Attendance - 12,400.

**NOTES:** Duquesne, which finished 3-7 in the Eastern Collegiate Basketball League (ECBL) West, reeled off consecutive wins over Penn State, Massachusetts and Villanova in the post-season championship to rise above the .500 mark and earn bid to the NCAA tournament where it faced Southern Conference champion VMI ... the Dukes, led by future NBA star Norm Nixon, entered the tournament with the worst record in the 32-team field at 15-14 ... VMI, at 25-3, returned the nucleus of a squad that upset Tennessee and DePaul in advancing to the 1976 East Regional Final ... the Dukes had leads of five and six points as Norm Nixon scored 15 of his game-high 27 points in the first half ... Ron Carter, a graduate of Pittsburgh's Perry High School, scored 14 of his team high-tying 18 points in the first 20 minutes to help the Keydets rally to a 33-33 tie ... Duquesne took its last lead when Don Gambridge scored the first bucket of the second half ... VMI built its lead to as many as seven, but the Dukes didn't fold, cutting the margin to 61-60 with 4:38 left ... VMI scored the next four points to up the lead to five ... the Dukes would get no closer than three the rest of the way ... the game featured nine ties and five lead changes ... Nixon, who scored nine straight points for the Dukes early in the first half, became fatigued in the second half and did not score over the last 8:22 ... Duquesne was outscored 15-2 from the foul line ... Pete Gillen was an assistant coach for VMI at the time.

## 1971

East Regional • First Round

**(#5 AP) PENNSYLVANIA 70,**

**(#11 AP) DUQUESNE 65**

Mar. 13, 1971 • WVU Coliseum  
Morgantown, W.Va.

### (#11 AP) DUQUESNE (21-4)

NAME	M	FG-A	3M-A	FT-A	R	PF	A	TP
Davis	40	7-16	-	2-4	12	3	4	16
Nelson, B.	23	3-6	-	0-0	3	3	1	6
Nelson, G.	36	4-9	-	3-5	13	3	2	11
Durham	40	3-11	-	4-7	6	3	1	10
Barr, Mike	23	1-2	-	0-0	2	3	0	2
McHugh	17	5-7	-	2-2	3	3	0	12
Wojdowski	21	4-6	-	0-0	1	2	1	8
Team					2			
<b>TOTALS</b>	<b>200</b>	<b>27-57</b>	<b>-</b>	<b>11-18</b>	<b>40</b>	<b>20</b>	<b>9</b>	<b>65</b>

### (#5 AP) PENNSYLVANIA (27-0)

NAME	M	FG-A	3M-A	FT-A	R	PF	A	TP
Morse	40	10-22	-	4-6	16	3	0	24
Hankinson	15	2-3	-	0-0	3	0	1	4
Wolf	18	1-1	-	0-0	4	3	0	2
Wohl	40	7-17	-	5-8	1	2	1	19
Calhoun	40	4-9	-	3-3	5	3	1	11
Littlepage	16	0-3	-	0-2	4	0	0	0
Bilsky	31	2-8	-	6-6	3	3	5	10
Team					3			
<b>TOTALS</b>	<b>200</b>	<b>26-63</b>	<b>-</b>	<b>18-25</b>	<b>39</b>	<b>14</b>	<b>8</b>	<b>70</b>

Halftime: Penn 32, Duquesne 33. FG% - UP 41.3, DU 47.4; FT% - UP 72.0, DU 61.1; Turnovers - UP 5, DU 14; Technicals - None. Officials - Hartack, Grossman; Attendance - 13,861.

**NOTES:** Penn, coached by Dick Harter, was one of two undefeated teams in the nation at the time of the game (Marquette was the other) ... Duquesne's Red Manning entered the game looking for his 200th career win ... the crowd of 13,861 was the largest to ever see a single NCAA tournament game and also the largest to ever see a basketball game in the state of West Virginia ... DU held Penn without a field goal over the final 3:30, but the Quakers hit 9-of-10 free throws over that span to seal the victory ... the Dukes fell victim to their own mistakes, turning it over 14 times to five for Penn ... Penn's Bob Morse scored 20 of his game-high 24 points in the first half against Duquesne's zone defense ... Jack Wojdowski held Morse to one field goal (and two free throws) in the second 20 minutes ... the defeat marked the first time in four NCAA tournament appearances that the Dukes lost their first game ... the loss ended the "Nelson Era" at Duquesne (59-16 from 1969-71) ... it was also the last game for fellow seniors Jarrett Durham and Steve McHugh.

## 1969

East Regional • Consolation

**(#9 AP) DUQUESNE 75,**

**(#8 AP) SAINT JOHN'S 72**

Mar. 15, 1969 • Cole Field House  
College Park, Md.

### (#8 AP) SAINT JOHN'S (23-6)

NAME	M	FG-A	3M-A	FT-A	R	PF	A	TP
Calzonetti	11	2-2	-	1-1	0	0	0	5
Abraham	15	0-2	-	3-3	2	1	1	3
Warren	28	6-13	-	1-1	2	4	6	13
Cornelius	5	0-1	-	0-0	2	0	0	0
DePre	38	4-12	-	5-6	6	2	4	13
Paultz	35	9-16	-	6-6	12	3	3	24
Smyth	29	4-9	-	2-3	4	2	3	10
Gilkes	25	1-4	-	2-2	3	2	0	4
DeVasto	2	0-1	-	0-0	0	1	0	0
Lamantia	4	0-0	-	0-0	0	0	0	0
Levano	8	0-1	-	0-0	0	0	1	0
Team					(7)			
<b>TOTALS</b>	<b>200</b>	<b>26-61</b>	<b>-</b>	<b>20-22</b>	<b>31</b>	<b>15</b>	<b>18</b>	<b>72</b>

### (#9 AP) DUQUESNE (21-5)

NAME	M	FG-A	3M-A	FT-A	R	PF	A	TP
Barr, Moe	30	3-10	-	1-2	5	1	3	7
Durham	40	8-9	-	8-10	3	4	1	24
Nelson, G.	28	3-9	-	0-0	6	2	1	6
Zopf	40	9-15	-	5-6	8	3	11	23
Major	33	5-10	-	3-5	5	4	0	13
Nelson, B.	19	0-2	-	0-1	2	3	2	0
Hines	10	1-2	-	0-1	2	0	0	2
Team					(4)			
<b>TOTALS</b>	<b>200</b>	<b>29-57</b>	<b>-</b>	<b>17-25</b>	<b>31</b>	<b>17</b>	<b>18</b>	<b>75</b>

Halftime: St. John's 35, Duquesne 31. FG% - SJU 42.6, DU 50.9; FT% - SJU 90.9, DU 68.0; Turnovers - SJU 9, DU 5; Technicals - Carneasecca, SJU (2). Officials - Jetter, Lawson; Attendance - 13,166.

**NOTES:** Co-captain Moe Barr hit the first of two free throws with five seconds left to break a 72-72 tie ... Jarrett Durham rebounded Barr's miss and converted two more foul shots with two seconds left for the final margin ... the win prevented Duquesne from posting back-to-back losses ... the Dukes did not lose back-to-back games all season ... Durham went 8-of-9 from the field in scoring 24 points for the Dukes ... the sophomore forward finished the three-game regional with 64 points (21.3 ppg.) on 26-of-38 shooting (68.4%) to earn a spot on the All-East Regional team ... his field goal percentage was the best of any player in the tournament ... Bill Zopf flirted with a triple-double with 23 points, 11 assists and eight rebounds for the Dukes ... St. John's was lead by Billy Paultz's 24 points and 12 boards ... the win completed a season sweep of St. John's by the Dukes who defeated the Redmen 72-62 in the first round of the Steel Bowl on Dec. 6 ... the game started at noon with a large portion of the crowd rooting for a Duquesne team that took heavily favored North Carolina to the wire two days prior.



# NCAA TOURNAMENT BOX SCORES

## 1969

East Regional • Semifinal

(#4 AP) **NORTH CAROLINA 79,**

(#9 AP) **DUQUESNE 78**

Mar. 13, 1969 • Cole Field House  
College Park, Md.

(#4 AP) **NORTH CAROLINA (26-3)**

NAME	M	FG-A	3M-A	FT-A	R	PF	A	TP
Bunting	28	6-8	-	2-2	9	5	1	14
Scott	40	9-19	-	4-7	9	2	6	22
Clark	38	5-9	-	5-6	8	2	1	15
Dedmon	27	4-10	-	2-5	6	3	1	10
Fogler	31	3-8	-	3-3	2	2	4	9
Delany	13	0-1	-	5-5	0	1	0	5
Tuttle	9	0-2	-	0-1	1	0	1	0
Brown	14	1-4	-	2-4	2	0	0	4
Team					(6)			
<b>TOTALS</b>	<b>200</b>	<b>28-61</b>	<b>-</b>	<b>23-33</b>	<b>37</b>	<b>15</b>	<b>14</b>	<b>79</b>

(#9 AP) **DUQUESNE (20-5)**

NAME	M	FG-A	3M-A	FT-A	R	PF	A	TP
Barr, Moe	-	8-16	-	1-3	9	1	3	17
Durham	-	9-16	-	3-3	5	3	6	21
Nelson, G.	-	5-9	-	2-2	5	5	1	12
Zopf	-	6-11	-	1-2	5	3	3	13
Major	-	2-5	-	1-6	5	4	1	5
Nelson, B.	-	3-8	-	0-0	5	3	0	6
Hines	-	2-4	-	0-1	3	1	2	4
Team					(-)			
<b>TOTALS</b>	<b>200</b>	<b>35-69</b>	<b>-</b>	<b>8-17</b>	<b>37</b>	<b>20</b>	<b>16</b>	<b>78</b>

Halftime: North Carolina 48, Duquesne 41. FG% - NC 45.9, DU 50.7; FT% - NC 69.7, DU 47.1; Turnovers - NC 20, DU 15; Technicals - None. Officials - Lawson, Overby; Attendance - 13,112.

**NOTES:** Duquesne, down 67-53 with 12 minutes left, made a furious comeback only to fall short in the 79-78 loss to the heavily favored Tar Heels ... the Dukes cut the lead to three at 70-67 with six minutes left when North Carolina went into a stall to the consternation of the crowd on hand ... the Dukes pulled within one when Barry Nelson intercepted a pass and scored with 30 seconds left to make it 75-74 ... UNC's Charlie Scott then unleashed an 85-foot pass to 6-10 Lee Dedmon, who didn't get back on defense on the previous possession ... Nelson hustled back and slammed into Dedmon as he was shooting and knocked the ball away with 27 seconds left ... the play was ruled goaltending by the nearest official ... Dedmon missed the free throw and Willie Hines answered with a score to make it 77-76 with 16 seconds left ... following a timeout, Scott dribbled underneath the UNC basket and found Dedmon for a bucket to give the Tar Heels a three-point lead ... DU's Billy Zopf hit a long jumper just before the buzzer for the final margin ... Scott, a 1968 Olympian who was coming off a 40-point game in North Carolina's Atlantic Coast Conference tournament championship 85-74 win over Duke, scored 18 points in the first half vs. Duquesne ... Scott, who scored 28 of his 40 against Duke in the second half, was limited to just four second-half points (on one field goal) by DU sophomore Jarrett Durham who guarded Scott in a box-and-one defense ... Durham finished the game with 21 points ... Duquesne made seven more field goals than the Tar Heels who attempted 33 free throws to the Dukes' 17 ... five busloads (and a number of carloads) of Duquesne students made the trip to Maryland.

## 1969

East Regional • First Round

(#9 AP) **DUQUESNE 74,**

**SAINT JOSEPH'S 52**

Mar. 8, 1969 • Keaney Gym  
Kingston, R.I.

**SAINT JOSEPH'S (17-11)**

NAME	M	FG-A	3M-A	FT-A	R	PF	A	TP
Connolly	-	1-5	-	1-1	4	2	0	3
Dignazio	-	1-3	-	0-1	0	1	0	2
Hauer	-	3-10	-	8-12	4	3	0	14
Kelly	-	6-15	-	4-5	3	1	0	16
Leonar'yk	-	0-2	-	1-2	3	2	0	1
Lynch	-	0-0	-	0-0	0	2	0	0
Marks	-	0-3	-	0-1	3	0	0	0
McLaughlin	-	0-1	-	0-0	3	1	0	0
Mitchell	-	2-3	-	2-2	5	3	0	6
Pfahler	-	1-4	-	1-6	6	5	1	3
Snyder	-	3-11	-	1-1	1	2	1	7
Team								
<b>TOTALS</b>	<b>17-57</b>	<b>-</b>	<b>18-31</b>	<b>32</b>	<b>22</b>	<b>2</b>	<b>52</b>	

(#9 AP) **DUQUESNE (20-4)**

NAME	M	FG-A	3M-A	FT-A	R	PF	A	TP
Barr, Moe	-	2-7	-	0-0	7	4	1	4
Durham	-	9-13	-	1-1	8	4	1	19
Nelson, G.	-	7-14	-	3-7	18	4	2	17
Zopf	-	5-9	-	0-0	6	3	2	10
Major	-	2-10	-	4-4	7	4	2	8
Nelson, B.	-	0-1	-	7-9	5	4	2	7
Hines	-	1-4	-	3-3	1	2	3	5
Connolly	-	1-1	-	0-1	0	1	0	2
Zinn	-	0-0	-	2-2	0	1	0	2
McHugh	-	0-1	-	0-0	0	0	0	0
Team								
<b>TOTALS</b>	<b>27-60</b>	<b>-</b>	<b>20-27</b>	<b>52</b>	<b>27</b>	<b>13</b>	<b>74</b>	

Halftime: Duquesne 29, Saint Joseph's 21. FG% - SJU 29.8, DU 45.0; FT% - SJU 58.1, DU 74.1; Turnovers - SJU 19, DU 18; Technicals - None. Officials - not available; Attendance - 2,800.

**NOTES:** Duquesne, playing in its first NCAA tournament game in 17 years, notched its first 20-win season in seven years with its 74-52 win over Saint Joseph's ... the Dukes, who outrebounded the smaller Hawks by 20 in the second half, never trailed in the game ... DU's Bill Zopf hit a 70-foot shot at the first half buzzer to give the Dukes a 29-21 lead ... Saint Joseph's never got closer than eight the rest of the way ... Garry Nelson lead the DU board brigade with 18 rebounds to go along with his 17 points ... Jarrett Durham added 19 points and eight rebounds for the Dukes.

## 1952

East Regional • Final

(#2 AP) **ILLINOIS 74,**

(#4 AP) **DUQUESNE 68**

Mar. 22, 1952 • Chicago Stadium  
Chicago, Ill.

(#4 AP) **DUQUESNE (23-4)**

NAME	M	FG	3M-A	FT-A	R	PF	A	TP
Ricketts, f	-	7	-	8-9	-	4	-	22
Kennedy, f	-	3	-	2-2	-	5	-	8
Tucker, c	-	11	-	7-7	-	5	-	29
Pacacha, g	-	1	-	0-0	-	3	-	2
Cerra, f	-	2	-	0-3	-	5	-	4
Bailey, g	-	0	-	0-1	-	1	-	0
Ringer, f	-	0	-	0-0	-	3	-	0
Nosworthy, f	-	1	-	1-1	-	0	-	3
Team								
<b>TOTALS</b>	<b>25-81</b>	<b>-</b>	<b>18-23</b>	<b>-</b>	<b>26</b>	<b>-</b>	<b>68</b>	

(#2 AP) **ILLINOIS (21-3)**

NAME	M	FG	3M-A	FT-A	R	PF	A	TP
Follmer, f	-	2	-	8-9	-	4	-	12
Bernoras, f	-	7	-	2-3	-	4	-	16
Peterson, c	-	4	-	0-2	-	3	-	8
Fletcher, g	-	5	-	5-6	-	5	-	15
Bredar, g	-	8	-	0-1	-	1	-	16
Kerr, c	-	3	-	1-1	-	3	-	7
Makovsky, g	-	0	-	0-0	-	1	-	0
Team								
<b>TOTALS</b>	<b>29-70</b>	<b>-</b>	<b>16-22</b>	<b>-</b>	<b>21</b>	<b>-</b>	<b>74</b>	

Illinois waived eight free throw attempts

**SCORE BY QUARTERS**

Duquesne	19	15	18	16	—	68
Illinois	21	16	19	18	—	74

Halftime: Illinois 37, Duquesne 34. FG% - ILL 41.4, DU 30.9; FT% - ILL 72.7, DU 78.3; Officials - Joe Conway, Lou Eisenstein; Attendance - 13,641.

**NOTES:** Jim Tucker's game-high 29 points were not enough as Illinois handed the Dukes a 74-68 defeat in the East Region Final ... the victory gave the Big 10 champions a passport to Seattle for the NCAA National Semifinal ... the Illini, which outscored the Dukes by a slim margin in each quarter, didn't put the game out of reach until the final two minutes which enabled them to waive eight free throws to retain possession of the ball and seal the win ... DU trailed 67-65 when a basket by Hal Cerra was disallowed and instead Illinois' Johnny Kerr was awarded a free throw ... Kerr made the free throw and the Illini went into a freeze for the remainder of the game ... Jim Bredar (16 points) scored five of his eight field goals in the fourth quarter to lead Illinois ... freshman Dick Ricketts added 22 points for Duquesne ... Tucker, a sophomore, scored 19 of his 29 in the first half for the Dukes, he finished the season with a DU single-season record 512 points on his way to earning second team All-America honors.

# NCAA TOURNAMENT BOX SCORES

## 1952

East Regional • Semifinal

(#4 AP) **DUQUESNE 60,**  
**PRINCETON 49**

Mar. 21, 1952 • Chicago Stadium  
Chicago, Ill.

### (#4 AP) DUQUESNE (23-3)

NAME	M	FG	3M-A	FT-A	R	PF	A	TP
Ricketts, f	-	6	-	2-4	-	2	-	14
Kennedy, f	-	8	-	0-0	-	3	-	16
Tucker, c	-	4-19	-	3-3	-	3	-	11
Pacacha, g	-	3	-	4-5	-	0	-	10
Garay, g	-	1	-	2-2	-	2	-	4
Cerra, f	-	2	-	0-0	-	0	-	4
Bailey, g	-	0	-	1-1	-	4	-	1
Team	-							
<b>TOTALS</b>		<b>24-77</b>	<b>-</b>	<b>12-15</b>	<b>54</b>	<b>14</b>	<b>-</b>	<b>60</b>

### PRINCETON (16-10)

NAME	M	FG	3M-A	FT-A	R	PF	A	TP
Sisler, f	-	3	-	1-1	-	2	-	7
Tritschler, f	-	1	-	2-2	-	2	-	4
Emery, f	-	0	-	0-0	-	0	-	0
Cooper, c	-	1	-	2-3	-	4	-	4
Zuravleff, g	-	5	-	1-2	-	5	-	11
DeVoe, g	-	9-26	-	5-6	-	2	-	23
Team	-							
<b>TOTALS</b>		<b>19-68</b>	<b>-</b>	<b>11-14</b>	<b>25</b>	<b>15</b>	<b>-</b>	<b>49</b>

Princeton waived one free throw attempt

### SCORE BY QUARTERS

Duquesne	16	12	11	21	—	60
Princeton	14	10	14	11	—	49

Halftime: Duquesne 28, Princeton 24. FG% - PU 27.9, DU 31.3; FT% - PU 78.6, DU 80.0; Officials - not available; Attendance - 14,147.

**NOTES:** Duquesne, smarting from back-to-back defeats at the NIT nine days earlier, used a 21-point fourth quarter to put away Ivy League champion Princeton in the East Regional Semifinal at Chicago Stadium ... the victory was the school record 23rd for the Dukes ... Jim Tucker, despite going 4-of-19 from the field, surpassed the school record for points in a season set by Ed Dahler (474 points in 1949-50) with a basket in early in the second quarter ... Tucker finished with 11 points and 19 rebounds ... freshman Dick Ricketts added 18 boards as the Dukes outrebounded the Tigers 54-25 ... DU's defense held Princeton's Fred Tritschler to four points, marking the first time Tritschler was held to single digits all season ... Duquesne shot 31.3 percent from the field, an improvement over the 28.0 percent and 16.0 percent the Dukes shot in back-to-back NIT losses to La Salle and St. Bonaventure, but still below its 40-plus percentage for the season ... said DU coach Duddy Moore after the game: "We'll have to improve a couple of hundred percent to give Illinois a battle. But off our form in the last couple NIT games, we were improved about 500 percent."

## 1940

Eastern Regional • Final

**INDIANA 39,**  
**DUQUESNE 30**

Mar. 23, 1940 • Butler Field House  
Indianapolis, Ind.

### DUQUESNE (20-3)

NAME	M	FG	3M-A	FT-A	R	PF	A	TP
Becker	-	2	-	2-4	-	4	-	6
Milkovich	-	4	-	2-4	-	4	-	10
Reiber	-	-	-	-	-	-	-	-
Lacey	-	1	-	0-2	-	3	-	2
Kasperik	-	1	-	1-4	-	1	-	3
Debnar	-	0	-	2-2	-	2	-	2
Widowitz	-	3	-	1-1	-	3	-	7
Team	-							
<b>TOTALS</b>		<b>11</b>	<b>-</b>	<b>8-17</b>	<b>-</b>	<b>17</b>	<b>-</b>	<b>30</b>

### INDIANA (19-3)

NAME	M	FG	3M-A	FT-A	R	PF	A	TP
McCreary	-	0	-	0-2	-	3	-	0
Zimmer	-	1	-	1-1	-	0	-	3
Schaefer	-	2	-	4-4	-	3	-	8
Dorsey	-	-	-	-	-	-	-	-
B. Menke	-	4	-	2-3	-	4	-	10
Dro	-	2	-	1-3	-	2	-	5
Huffman	-	2	-	2-2	-	3	-	6
Armstrong	-	2	-	3-5	-	0	-	7
Team	-							
<b>TOTALS</b>		<b>13</b>	<b>-</b>	<b>13-20</b>	<b>-</b>	<b>15</b>	<b>-</b>	<b>39</b>

### SCORE BY HALF

Duquesne	13	17	—	30
Indiana	25	14	—	39

Halftime: Indiana 25, Duquesne 13. FT% - IU 65.0, DU 47.1; Officials - Kennedy, Adams; Attendance - n/a.

**NOTES:** Indiana went on to defeat Kansas 60-42 to become the second champion in NCAA basketball history ... the Dukes held IU's Marv Huffman, who would go on to be named the tournament's first Most Outstanding Player, to six points ... Ed Milkovich scored eight of his team-high 10 points in the second half for the Dukes ... Indiana was coached by Hall of Famer Branch McCracken.

## 1940

Eastern Regional • Semifinal

**DUQUESNE 30,**  
**WESTERN KENTUCKY 29**

Mar. 22, 1940 • Butler Field House  
Indianapolis, Ind.

### DUQUESNE (20-2)

NAME	M	FG	3M-A	FT-A	R	PF	A	TP
Kasperik	-	1	-	0-0	-	0	-	2
Milkovich	-	2	-	2-4	-	2	-	6
Lacey	-	4	-	0-0	-	2	-	8
Debnar	-	3	-	1-2	-	3	-	7
Widowitz	-	2	-	1-1	-	2	-	5
Becker	-	1	-	0-0	-	3	-	2
Team	-							
<b>TOTALS</b>		<b>13</b>	<b>-</b>	<b>4-7</b>	<b>-</b>	<b>12</b>	<b>-</b>	<b>30</b>

### WESTERN KENTUCKY (24-6)

NAME	M	FG	3M-A	FT-A	R	PF	A	TP
Fulks	-	0	-	0-0	-	2	-	0
Shelton	-	-	-	-	-	-	-	-
Ball	-	1	-	2-3	-	4	-	4
Woodward	-	-	-	-	-	-	-	-
Tower	-	6	-	1-5	-	4	-	13
A. Downing	-	-	-	-	-	-	-	-
T. Downing	-	0	-	0-1	-	1	-	0
Walters	-	4	-	4-5	-	0	-	12
Team	-							
<b>TOTALS</b>		<b>11</b>	<b>-</b>	<b>7-14</b>	<b>-</b>	<b>11</b>	<b>-</b>	<b>29</b>

### SCORE BY HALF

Duquesne	14	16	—	30
Western Kentucky	12	17	—	29

Halftime: Duquesne 14, Western Kentucky 12. FT% - WKU 50.0, DU 57.1; Officials - Feeze, Burt; Attendance - n/a.

**NOTES:** Duquesne, which was coming off three game-in-five-day second-place finish at the NIT in New York City, made the trip to Indianapolis to face Western Kentucky seven days later ... the Dukes, along with Colorado, became one of the first two teams to appear in both the NIT and NCAA Tournament in the same season ... Bill Lacey scored six of his eight points in the second half to lead the Dukes ... Duquesne head coach Chick Davies, who knocked off St. John's Joe Lapchick and Oklahoma A&M's Hank Iba to advance to the championship game of the NIT on March 15, added another notch to his belt with the win over WKU - and another Hall of Fame Coach - in E.A. "Ed" Diddle.

# THE NATIONAL INVITATION TOURNAMENT

Appearances: 17 (1940, 1941, 1947, 1950, 1952, 1953, 1954, 1955, 1956, 1962, 1964, 1968, 1970, 1980, 1981, 1994, 2009) • Record: 17-19

## 1940 • Second Place • (2-1)

Overall Record: 20-3; Coach: Chick Davies			
Madison Square Garden, New York City, N.Y.			

3/11	W	St. John's	38-31
3/13	W	Oklahoma A&M	34-30
3/15	L	Colorado*	40-51

\* - Championship game

## 1941 • First Round • (0-1)

Overall Record: 17-3; Coach: Chick Davies			
Madison Square Garden, New York City, N.Y.			

3/18	L	Ohio U.	40-55
------	---	---------	-------

## 1947 • First Round • (0-1)

Overall Record: 20-2; Coach: Chick Davies			
Madison Square Garden, New York City, N.Y.			

3/17	L	Utah	44-45
------	---	------	-------

## 1950 • Fourth Place • (1-2)

Overall Record: 23-6; Coach: Dudey Moore			
Duquesne AP Rank Entering NIT: #6			
Madison Square Garden, New York City, N.Y.			

3/15	W	(#10 AP) La Salle	49-47
3/16	L	CCNY	52-62
3/18	L	(#9 AP) St. John's+ (OT)	67-69

+ - consolation game

## 1952 • Fourth Place • (1-2)

Overall Record: 23-4; Coach: Dudey Moore			
Duquesne AP Rank Entering NIT: #4			
Madison Square Garden, New York City, N.Y.			

3/10	W	(#13 AP) Holy Cross	78-68
3/11	L	La Salle	46-59
3/12	L	(#15 AP) St. Bonaventure+	31-49

+ - consolation game

## 1953 • Third Place • (3-1)

Overall Record: 21-8; Coach: Dudey Moore			
Duquesne AP Rank Entering NIT: #18			
Madison Square Garden, New York City, N.Y.			

3/7	W	Tulsa	88-69
3/10	W	(#9 AP) Western Kentucky	69-61
3/12	L	(#20 AP) St. John's	55-64
3/14	W	(#20 AP) Manhattan+	81-67

+ - consolation game

## 1954 • Second Place • (2-1)

Overall Record: 26-3; Coach: Dudey Moore			
Duquesne AP Rank Entering NIT: #3			
Madison Square Garden, New York City, N.Y.			

3/10	W	St. Francis, Pa.	69-63
3/11	W	Niagara	66-51
3/12	L	(#9 AP) Holy Cross*	62-71

\* - Championship game

## 1955 • Champions • (3-0)

Overall Record: 22-4; Coach: Dudey Moore			
Duquesne AP Rank Entering NIT: #6			
Madison Square Garden, New York City, N.Y.			

3/14	W	Louisville	74-66
3/17	W	Cincinnati	65-51
3/19	W	(#9 AP) Dayton*	70-58

\* - Championship game

## 1956 • Second Round • (1-1)

Overall Record: 17-10; Coach: Dudey Moore			
Madison Square Garden, New York City, N.Y.			

3/10	W	Oklahoma A&M	69-61
3/11	L	(#6 AP) Louisville	72-84

## 1962 • Fourth Place • (2-2)

Overall Record: 22-7; Coach: Red Manning			
Madison Square Garden, New York City, N.Y.			

3/17	W	Navy	70-58
3/20	W	(#6 AP) Bradley	88-85
3/22	L	St. John's	65-75
3/24	L	Loyola, Ill.+	84-95

+ - consolation game

## 1964 • First Round • (0-1)

Overall Record: 16-7; Coach: Red Manning			
Madison Square Garden, New York City, N.Y.			

3/17	L	Army (OT)	65-67
------	---	-----------	-------

## 1968 • First Round • (0-1)

Overall Record: 18-7; Coach: Red Manning			
Madison Square Garden, New York City, N.Y.			

3/17	L	Fordham	60-69
------	---	---------	-------

## 1970 • First Round • (0-1)

Overall Record: 17-7; Coach: Red Manning			
Madison Square Garden, New York City, N.Y.			

3/13	L	Georgia Tech	68-78
------	---	--------------	-------

## 1980 • Second Round • (1-1)

Overall Record: 18-10; Coach: Mike Rice			
Civic Arena, Pittsburgh, Pa.			

3/6	W	Pitt	65-63
3/10	L	Saint Peter's	33-34

## 1981 • First Round • (0-1)

Overall Record: 20-10; Coach: Mike Rice			
Crisler Arena, Ann Arbor, Mich.			

3/12	L	at Michigan	58-74
------	---	-------------	-------

## 1994 • Second Round • (1-1)

Overall Record: 17-13; Coach: John Carroll			
A.J. Palumbo Center, Pittsburgh, Pa.			

3/16	W	Charlotte	75-73
3/21	L	Villanova	66-82

## 2009 • First Round • (0-1)

Overall Record: 21-13; Coach: Ron Everhart			
Cassell Coliseum, Blacksburg, Va.			

3/18	L	at Virginia Tech (2 OT)	108-116
------	---	-------------------------	---------

## DU'S NIT OPPONENTS

Opponent	First	Last	W-L
Army	1964	1964	0-1
Bradley	1962	1962	1-0
Charlotte	1994	1994	1-0
Cincinnati	1955	1955	1-0
CCNY	1950	1950	0-1
Colorado	1940	1940	0-1
Dayton	1955	1955	1-0
Fordham	1968	1968	0-1
Georgia Tech	1970	1970	0-1
Holy Cross	1952	1954	1-1
La Salle	1950	1952	1-1
Louisville	1955	1956	1-1
Loyola, Ill.	1962	1962	0-1
Manhattan	1953	1953	1-0
Michigan	1981	1981	0-1
Navy	1962	1962	1-0
Niagara	1954	1954	1-0
Ohio	1941	1941	0-1
Oklahoma A&M	1940	1956	2-0
Pittsburgh	1980	1980	1-0
St. Bonaventure	1952	1952	0-1
St. Francis, Pa.	1954	1954	1-0
St. John's	1940	1962	2-2
St. Peter's	1980	1980	0-1
Tulsa	1953	1953	1-0
Utah	1947	1947	0-1
Villanova	1994	1994	0-1
Virginia Tech	2009	2009	0-1
Western Kentucky	1953	1953	0-1
<b>TOTAL</b>	<b>1940</b>	<b>1994</b>	<b>17-19</b>

## BY SITE

Madison Square Garden, N.Y.C., N.Y.	15-15
Pittsburgh, Pa.	2-2
A.J. Palumbo Center: 1-1	
Civic Arena: 1-1	
Ann Arbor, Mich.	0-1
Blacksburg, Va.	0-1

## DUQUESNE'S NIT COACHES

Coach	Yrs	W-L	Top Finish
Chick Davies	3	2-3	1940 second
Dudey Moore	6	11-7	1955 first
Red Manning	4	2-5	1962 fourth
Mike Rice	2	1-2	1980 2nd rnd
John Carroll	1	1-1	1994 2nd rnd
Ron Everhart	1	0-1	2009 1st rnd
<b>TOTAL</b>	<b>17</b>	<b>17-19</b>	<b>1955 Champs</b>

# 1955 NIT CHAMPIONSHIP BOX SCORE

## 1955

### NIT CHAMPIONSHIP GAME

(#6 AP) **DUQUESNE 70,**

(#9 AP) **DAYTON 58**

Mar. 19, 1955 • Madison Sq. Garden  
New York City, N.Y.

#### (#9 AP) DAYTON (25-4)

NAME	M	FG	3M-A	FT-A	R	PF	A	TP
Horan	-	6	-	8-8	-	2	-	20
Fiely	-	2	-	0-2	-	4	-	4
Uhl	-	10	-	5-6	-	2	-	25
Harris	-	1	-	2-5	-	4	-	4
Sallee	-	1	-	0-0	-	2	-	2
Walsh	-	0	-	1-2	-	0	-	1
Dieringer	-	0	-	2-2	-	1	-	2
Riazzi	-	0	-	0-0	-	2	-	0
Team								
<b>TOTALS</b>	<b>200</b>	<b>20</b>	<b>-</b>	<b>18-25</b>	<b>-</b>	<b>17</b>	<b>-</b>	<b>58</b>

#### (#6 AP) DUQUESNE (22-4)

NAME	M	FG	3M-A	FT-A	R	PF	A	TP
Ricketts, Da.	-	0	-	0-0	-	5	-	0
Green	-	13	-	7-9	-	3	-	33
Ricketts, Di.	-	7	-	9-10	-	3	-	23
Fallon	-	1	-	2-2	-	1	-	4
Winograd	-	2	-	2-4	-	2	-	6
Severine	-	1	-	2-3	-	1	-	4
Team								
<b>TOTALS</b>	<b>200</b>	<b>24</b>	<b>-</b>	<b>22-28</b>	<b>-</b>	<b>15</b>	<b>-</b>	<b>70</b>

#### SCORE BY HALF

Dayton	30	28	—	58
Duquesne	35	35	—	70

Halftime: Duquesne 35, Dayton 30. FT% - UD 72.0, DU 78.6; Officials - Meyer, Begovich; Attendance - n/a.

**NOTES:** Consensus All-Americans Si Green and Dick Ricketts combined to score Duquesne's first 44 points - including all 35 in the first half - as the Dukes pulled away in the second half to defeat Dayton and claim the 1955 NIT title ... Green, playing in front of a hometown crowd at Madison Square Garden, finished with a game-high 33 points, while Ricketts ended up with 23 ... seven-footer Bill Uhl led Dayton with 25 ... Green averaged 23.3 ppg. in the three-game NIT run, while Dick Ricketts scored 20 or more in each game on his way to averaging 21.3 ppg.

## 1940

### DU'S FIRST NIT GAME

**DUQUESNE 38,**

**ST. JOHN'S 31**

Mar. 11, 1940 • Madison Sq. Garden  
New York City, N.Y.

#### ST. JOHN'S

NAME	FG-A	FT-A	PF	A	TP
Haggerty, F	3-10	1-2	3	0	7
Gellen, F	0-3	0-0	0	0	0
Barnett, C	3-6	0-1	3	0	6
White, G	3-7	0-1	2	0	6
Garfinkel, G	4-8	0-1	3	2	8
Baer, F	0-1	0-0	2	0	0
Ferrara, G	1-1	0-0	1	1	2
McKeever, C	1-2	0-1	0	0	2
Joos, G	0-1	0-0	0	0	0
Ahearn, F	0-1	0-2	2	0	0
<b>TOTALS</b>	<b>15-40</b>	<b>1-8</b>	<b>16</b>	<b>3</b>	<b>31</b>

#### DUQUESNE

NAME	FG-A	FT-A	PF	A	TP
Becker, F	4-16	4-4	2	2	12
Milkovich, F	2-4	2-4	0	1	6
Lacey, C	3-5	1-2	2	0	7
Debnar, G	0-7	1-3	0	0	1
Widowitz, G	5-11	2-2	3	0	12
<b>TOTALS</b>	<b>14-43</b>	<b>10-15</b>	<b>7</b>	<b>3</b>	<b>38</b>

#### SCORE BY HALF

St. John's	18	20	—	38
Duquesne	16	15	—	31

Halftime: Duquesne 18, St. John's 16. FT% - UD 72.0, DU 78.6; Officials - Pete Sinnott, Frank Brennan; Attendance - n/a.



# COLLEGE BASKETBALL INVITATIONAL

Appearances: 4 (2010, 2011, 2016, 2023) • Record: 2-4

## RESULTS

### 2010 • First Round • (0-1)

Overall Record: 16-16; Coach: Ron Everhart  
Campus Sites

3/17 L at Princeton 51-65

### 2011 • Quarterfinal • (1-1)

Overall Record: 19-13; Coach: Ron Everhart  
Campus Sites

3/16 W at Montana 87-76

3/21 L at Oregon 75-77

### 2016 • Quarterfinal • (1-1)

Overall Record: 17-17; Coach: Jim Ferry  
Campus Sites

3/16 W Omaha 120-112

3/21 L at Morehead State 72-82

### 2023 • First Round • (0-1)

Overall Record: 20-13; Coach: Keith Dambrot  
Daytona Beach, Fla.

3/19 L vs. Rice 78-84

## TEAM RECORDS

### MOST POINTS

120 120-112 win over Omaha 2016

### MOST OPPONENT POINTS

112 120-112 win over Omaha 2016

### FEWEST POINTS

51 65-51 loss at Princeton 2010

### OPPONENT FEWEST POINTS

65 65-51 loss at Princeton 2010

### MOST POINTS IN A HALF

69 120-112 win over Omaha (2nd) 2016

### MOST OPPONENT POINTS IN A HALF

80 120-112 win over Omaha (2nd) 2016

### FEWEST POINTS IN A HALF

23 65-51 loss at Princeton (1st) 2010

### FEWEST OPPONENT POINTS IN A HALF

28 65-51 loss at Princeton (1st) 2010

### WINNING MARGIN

+11 at Montana (87-76) 2011

### LOSING MARGIN

-14 65-51 loss at Princeton 2010

**POINTS** \*120 vs. Omaha 3/16/16

**REBOUNDS** 42 vs. Omaha 3/16/16

**ASSISTS** 25 vs. Omaha 3/16/16

**STEALS** 14 at Montana 3/16/11

**BLOCKS** 7 at Oregon 3/21/11

**3-POINTERS** 13 at Oregon 3/21/11

**FIELD GOAL PCT.** .627 (37-59) vs. Omaha 3/16/16

**3-POINT PCT.** .500 (12-24) vs. Omaha 3/16/16

\* - CBI record

## INDIVIDUAL RECORDS

**POINTS** 28, Derrick Colter vs. Omaha  
& Dae Dae Grant vs. Rice

**REBOUNDS** 10, Damian Saunders at Oregon

**ASSISTS** 9, Derrick Colter vs. Omaha

**STEALS** 5, Damian Saunders at Montana

**BLOCKS** 5, Damian Saunders at Montana

**3-POINTERS** 6-12, Dae Dae Grant vs. Rice

## DUKES IN THE CBI

March 17, 2010 at Princeton L 51-65

March 16, 2011 at Montana W 87-76

March 21, 2011 at Oregon L 75-77

March 16, 2016 Omaha W 120-112

March 21, 2016 at Morehead St. L 72-82

March 19, 2023 vs. Rice L 78-84

## CBI BY OPPONENT

Opponent	First	Last	W-L
Montana	2011	2011	1-0
Morehead State	2016	2016	0-1
Omaha	2016	2016	1-0
Oregon	2011	2011	0-1
Princeton	2010	2010	0-1
Rice	2023	2023	0-1
<b>TOTAL</b>	<b>2010</b>	<b>2016</b>	<b>2-4</b>

## DUQUESNE'S CBI COACHES

Coach	Yrs	W-L	Top Finish
Ron Everhart	2	1-2	Quarterfinal
Jim Ferry	1	1-1	Quarterfinal
Keith Dambrot	1	0-1	First Round
<b>TOTAL</b>	<b>4</b>	<b>2-4</b>	<b>Quarterfinal</b>

**2023****CBI First Round****RICE 84, DUQUESNE 78****Mar. 19, 2023 • Ocean Center • Daytona Beach, Fla.****VISITORS: Duquesne (20-13)**

#	PLAYER NAME	FGM-A	3PM-A	FTM-A	OREB	DREB	REB	PF	TP	AST	TO	BLK	STL	MIN
00	Brewer, Tevin	* 3-8	3-7	2-2	0	1	1	1	11	1	1	0	0	24
01	Clark III, Jimmy	* 5-13	3-8	0-0	0	2	2	4	13	4	5	0	0	32
03	Grant, Dae Dae	* 9-17	6-12	4-4	3	1	4	4	28	2	3	0	0	37
04	Williams, Tre	* 1-5	0-1	0-0	4	2	6	2	2	3	2	0	1	25
20	Reece, Joe	* 2-3	0-0	3-4	0	4	4	3	7	0	2	0	0	18
02	Dixon, David	3-3	0-0	2-2	3	1	4	0	8	0	0	0	0	14
21	Gunn, R.J.	1-6	1-6	0-0	0	5	5	2	3	2	0	0	0	14
32	Rozier, Kareem	1-3	1-2	0-0	0	2	2	1	3	2	1	0	0	21
34	Rotroff, Austin	1-4	0-0	1-1	0	0	0	0	3	0	0	0	0	9
55	McGriff, Quincy	0-0	0-0	0-0	0	1	1	0	0	0	0	0	0	6
TM	Team				3	0	3	0			0			
<b>Totals</b>		<b>26-62</b>	<b>14-36</b>	<b>12-13</b>	<b>13</b>	<b>19</b>	<b>32</b>	<b>17</b>	<b>78</b>	<b>14</b>	<b>14</b>	<b>0</b>	<b>1</b>	<b>200</b>

TOTAL FG% 1st Half : 39.3% 2nd Half : 44.1% Game: 41.9%

3-Pt. FG% 1st Half : 37.5% 2nd Half : 40.0% Game: 38.9%

F Throw% 1st Half : 100.0% 2nd Half : 88.9% Game: 92.3%

**HOME TEAM: Rice (19-15)**

#	PLAYER NAME	FGM-A	3PM-A	FTM-A	OREB	DREB	REB	PF	TP	AST	TO	BLK	STL	MIN
02	Mason, Mekhi	* 2-5	0-1	2-4	0	1	1	3	6	4	3	0	4	36
03	Evee, Travis	* 5-13	2-8	5-6	0	2	2	3	17	3	0	0	2	34
04	Oliveri, Quincy	* 6-12	2-3	5-7	1	6	7	0	19	0	4	0	0	37
05	Sheffield, Cameron	* 2-6	0-3	3-4	1	2	3	1	7	1	1	0	2	29
15	Fiedler, Max	* 8-9	0-0	0-0	2	5	7	4	16	3	2	0	2	27
10	Jones, Mason	3-4	0-1	0-0	1	0	1	0	6	1	0	0	0	7
13	Akuchie, Andrew	2-3	0-0	0-0	2	1	3	3	4	1	1	0	0	12
24	Lieppert, Jake	4-4	1-1	0-0	0	3	3	2	9	2	0	0	0	18
TM	Team				1	3	4	1			0			
<b>Totals</b>		<b>32-56</b>	<b>5-17</b>	<b>15-21</b>	<b>8</b>	<b>23</b>	<b>31</b>	<b>17</b>	<b>84</b>	<b>15</b>	<b>11</b>	<b>0</b>	<b>10</b>	<b>200</b>

TOTAL FG% 1st Half : 57.1% 2nd Half : 57.1% Game: 57.1%

3-Pt. FG% 1st Half : 33.3% 2nd Half : 25.0% Game: 29.4%

**RECAP:** Dae Dae Grant scored a career high-tying 28 points but it wasn't enough to overcome hot-shooting Rice, as the fifth-seeded Dukes (20-13) fell to the 12th-seeded Owls (19-15), 84-78, in the opening round of the Discount Tire College Basketball Invitational at Ocean Center in Daytona Beach, Fla. The Dukes, who trailed by 13 with just over two minutes left in the first half, rallied to take a brief second-half lead, but could not hold on as the Owls shot 57 percent. Jimmy Clark III scored all 13 of his points in the second half, and Tevin Brewer had 11 for the Dukes who went 14-of-36 from the 3-point arc. Rice did its damage in the paint, outscoring the Dukes 46-18 in that area. Rice went on an 11-0 run to take a 28-20 lead. The advantage reached 35-22 before Grant scored eight late points to help the Dukes cut it to 37-32 at the half. DU scored the first five points out of the break and took a 40-39 lead on a Brewer 3-pointer. Duquesne took its last lead on a Joe Reece dunk that made it 58-57 with 9:43 left. Rice led by five with just under three minutes remaining before putting together a quick 6-0 run to take a 78-67 lead. The closest DU would get the rest of the way was 83-78 on a Clark III 3-pointer with six seconds left. Rice, which went 5-of-17 from the 3-point arc, converted 27 of its 39 two-point attempts (69 percent). Grant (6-of-12), Brewer (3-of-7) and Clark III (3-of-8) combined for 12 of the Dukes' 14 3-pointers. Duquesne shot 42 percent for the game.

**NOTES:** Duquesne's largest lead was four, the last of which came at 17-13, with 10:04 left in the first half ... Rice's largest lead was 13, the last of which came at 35-22, with 2:08 left in the first half ... there were eight ties and nine lead changes in the game ... Rice took the lead for good on a Travis Evee basket that made that made it 59-58 with 8:44 left ... Rice led for 20:42 ... Duquesne led for 14:57.

# COLLEGE BASKETBALL INVITATIONAL

## 2016

### CBI Quarterfinal

#### MOREHEAD STATE 82, DUQUESNE 72

Mar. 21, 2016 • Johnson Arena • Morehead, Ky.

##### Duquesne 72 • 17-17

#	Player	Total		3-Ptr		Rebounds			PF	TP	A TO		Blk	Stl	Min
		FG-FGA	FG-FGA	FT-FTA	Off Def Tot	PF	TP	A TO			Blk	Stl			
02	JAMES, Eric	r	1-5	0-3	2-4	1 4 5	5	4	0	2	0	1	21		
33	GILL, L.G.	r	3-6	1-3	2-4	2 7 9	3	9	0	1	0	0	34		
00	LEWIS, Darius	c	1-2	0-0	2-2	1 1 2	3	4	0	1	0	0	15		
01	COLTER, Derrick	g	4-15	2-7	6-6	2 3 5	1	16	4	3	0	1	39		
22	MASON, Micah	g	9-18	4-12	2-2	1 4 5	2	24	5	4	0	0	38		
13	JACKSON, Mar'Qywell		1-3	1-3	0-2	1 1 2	4	3	0	0	0	0	15		
20	SANDERS, Nakye		0-0	0-0	3-5	3 2 5	5	3	0	1	2	1	21		
30	STEEL, Josh		2-3	1-1	0-0	0 0 0	2	5	1	0	0	2	9		
55	ROBINSON, Jordan		1-1	0-0	2-3	0 1 1	1	4	0	0	0	0	8		
Team					2 1 3										
Totals			22-53	9-29	19-28	13 24 37	26	72	10	12	2	5	200		
FG % 1st Half: 12-29		41.4%	2nd half: 10-24		41.7%	Game: 22-53		41.5%	Deadball		Rebounds				
3FG % 1st Half: 4-13		30.8%	2nd half: 5-16		31.3%	Game: 9-29		31.0%							
FT % 1st Half: 8-11		72.7%	2nd half: 11-17		64.7%	Game: 19-28		67.9%							

##### Morehead State 82 • 21-12

#	Player	Total		3-Ptr		Rebounds			PF	TP	A TO		Blk	Stl	Min
		FG-FGA	FG-FGA	FT-FTA	Off Def Tot	PF	TP	A TO			Blk	Stl			
10	ELECHI, Anthony	r	3-8	0-0	0-1	3 3 6	4	6	1	0	1	0	14		
31	GAINES, Lyonell	r	2-7	0-2	3-6	6 3 9	1	7	3	1	0	0	27		
03	COLLINS, Corban	g	4-6	1-3	1-2	0 3 3	3	10	6	0	0	1	34		
22	MOON, Xavier		3-8	3-5	6-6	1 2 3	2	15	4	2	0	0	31		
32	ARRINGTON, Brent	g	5-9	3-4	4-4	0 3 3	4	17	3	0	0	2	27		
01	MAITLAND, Malik		0-1	0-1	0-0	0 0 0	0	0	0	1	0	0	2		
04	BITTING, Ty'Quan		0-0	0-0	1-2	0 1 1	0	1	0	0	0	0	4		
05	DICENT, Miguel		1-5	0-3	0-0	0 0 0	4	2	1	1	0	0	11		
13	HARRIS, Lamontay		2-3	1-2	4-4	0 2 2	0	9	0	0	0	0	7		
15	MARRERO, DeJuan		6-11	0-0	2-4	4 4 8	2	14	0	2	0	1	21		
23	WILLIAMS, Treshaad		0-1	0-0	0-0	0 1 1	1	0	0	0	0	0	7		
25	BEAMON, Ronnye		0-0	0-0	1-2	0 0 0	2	1	0	2	0	0	9		
Team					1 2 3										
Totals			26-59	8-20	22-31	15 24 39	23	82	18	10	1	7	200		
FG % 1st Half: 12-26		46.2%	2nd half: 14-33		42.4%	Game: 26-59		44.1%	Deadball		Rebounds				
3FG % 1st Half: 6-11		54.5%	2nd half: 2-9		22.2%	Game: 8-20		40.0%							
FT % 1st Half: 13-14		92.9%	2nd half: 9-17		52.9%	Game: 22-31		71.0%							

Officials: Mike Pearson, Darryl Smith, Joe Palacz  
Technical fouls: Duquesne-None. Morehead State-None.  
Attendance: 1387  
2016 College Basketball Invitational (CBI) Quarterfinals

Score by periods	1st	2nd	Total
Duquesne	36	36	72
Morehead State	43	39	82

Last FG - DUQ 2nd-00:00, MORM 2nd-00:06.  
Largest lead - DUQ by 11 1st-18:24, MORM by 12 2nd-00:06.  
DUQ led for 01:27. MORM led for 36:15. Game was tied for 02:08.

Points	In	Off	2nd	Fast	Bench
DUQ	26	11	12	6	15
MORM	30	21	9	6	27

Score tied - 5 times.  
Lead changed - 6 times.

**RECAP:** Brent Arrington scored 15 of his team-high 17 points in the first half, and DeJuan Marrero scored 10 of his 14 in the second, to lead Morehead State to an 82-72 win over Duquesne in the quarterfinal of the College Basketball Invitational at Morehead, Ky. Senior Micah Mason scored a game-high 24 in his final game for Duquesne (17-17). Fellow senior Derrick Colter added 16 for the Dukes. Xavier Moore had 15 for the Eagles (21-12). The Dukes trailed by three with 9:32 left before Marrero converted a three-point play and jumper to put Morehead State up seven. MSU took its first 10-point lead on a Marrero free throw with 7:22 remaining. Duquesne would get no closer than seven the rest of the way. There were five ties and six lead changes, before MSU mounted a 10-2 run capped by a buzzer-beating halfcourt shot by Arrington that made it 43-36 at the first half horn. Duquesne got eight early points from Mason early in the second half to stay within striking distance, before Marrero's three-point play gave MSU some separation. Morehead State pulled down 11 of its 15 offensive rebounds and outscored the Dukes 24-10 in the paint in the second half. Forwards Eric James and Nakye Sanders both fouled out for the Dukes. Morehead State, which shot 44.1 percent, scored 21 points off 12 Duquesne turnovers. Duquesne finished at 41.5 percent, including 9-of-29 from 3-point.

**NOTES:** Mason went 4-of-12 from the arc to bring his school single-season record for 3-pointers in a season to 118 ... Duquesne's largest lead was +1 (34-33), the last of which came with 2:16 left in the first half ... Morehead State's largest lead was +12 (82-70) with :01 left ... there were five ties and six lead changes before Lamontay Harris gave the Eagles the lead for good on a free throw with 2:15 left in the first half.

## 2016

### CBI First Round

#### DUQUESNE 120, OMAHA 112

Mar. 16, 2016 • A.J. Palumbo Center • Pittsburgh, Pa.

##### Omaha 112 • (18-14)

#	Player	Total		3-Ptr		Rebounds			PF	TP	A TO		Blk	Stl	Min
		FG-FGA	FG-FGA	FT-FTA	Off Def Tot	PF	TP	A TO			Blk	Stl			
15	THURMAN,Tre'Shawn	r	4-7	0-1	3-6	1 6 7	5	11	3	1	0	0	23		
43	WHITE,Jake	r	6-12	2-3	1-2	3 1 4	4	15	0	0	0	0	23		
03	PATTERSON,Devin	g	9-19	6-13	13-14	2 3 5	4	37	4	2	0	2	36		
04	ERICKSON,Kyle	g	1-1	1-1	0-0	0 0 0	3	3	1	0	0	0	23		
24	HOLLINS,Tra-Deon	g	3-16	0-3	5-7	5 2 7	4	11	9	2	0	2	38		
02	REED,Randy		4-6	0-1	5-5	1 3 4	4	13	0	4	0	0	22		
05	SMALLWOOD,Tim		6-12	6-11	2-2	1 1 2	3	20	2	0	0	2	17		
21	JACKSON,Zach		0-2	0-2	0-0	0 1 1	1	0	0	0	0	0	6		
32	MEYER,Daniel		1-2	0-0	0-0	0 1 1	1	2	0	0	0	0	8		
33	PIROG,Zach		0-3	0-0	0-0	3 1 4	2	0	0	0	0	0	4		
Team					0 0 0										
Totals			34-80	15-35	29-36	16 19 35	31	112	19	9	0	6	200		
FG % 1st Half: 10-38		26.3%	2nd half: 24-42		57.1%	Game: 34-80		42.5%	Deadball		Rebounds				
3FG % 1st Half: 2-13		15.4%	2nd half: 13-22		59.1%	Game: 15-35		42.9%							
FT % 1st Half: 10-12		83.3%	2nd half: 19-24		79.2%	Game: 29-36		80.6%							

##### Duquesne 120 • (17-16)

#	Player	Total		3-Ptr		Rebounds			PF	TP	A TO		Blk	Stl	Min
		FG-FGA	FG-FGA	FT-FTA	Off Def Tot	PF	TP	A TO			Blk	Stl			
02	JAMES, Eric	r	7-8	2-3	0-0	0 3 3	5	16	4	1	0	0	31		
33	GILL, L.G.	r	6-9	2-3	2-2	1 4 5	4	16	4	2	0	0	28		
00	LEWIS, Darius	c	4-4	0-0	2-2	2 2 4	4	10	0	0	0	1	11		
01	COLTER, Derrick	g	6-13	2-6	14-15	0 6 6	2	28	9	3	2	0	38		
22	MASON, Micah	g	5-11	4-9	2-2	0 2 2	5	16	1	4	0	0	28		
13	JACKSON, Mar'Qywell		2-5	1-2	2-4	1 5 6	3	7	2	3	1	0	17		
20	SANDERS, Nakye		2-2	0-0	0-2	2 2 4	3	4	2	0	2	0	21		
21	HAUS, David		0-0	0-0	0-0	0 0 0	1	0	0	0	0	0	1		
30	STEEL, Josh		2-2	1-1	1-2	1 1 2	2	6	1	1	0	0	7		
55	ROBINSON, Jordan		3-5	0-0	11-15	0 6 6	0	17	2	2	0	0	18		
Team					0 4 4										
Totals			37-59	12-24	34-44	7 35 42	29	120	25	16	5	1	200		
FG % 1st Half: 18-34		52.9%	2nd half: 19-25		76.0%	Game: 37-59		62.7%	Deadball		Rebounds				
3FG % 1st Half: 6-15		40.0%	2nd half: 6-9		66.7%	Game: 12-24		50.0%							
FT % 1st Half: 9-13		69.2%	2nd half: 25-31		80.6%	Game: 34-44		77.3%							

Officials: Bernard Clinton (R), Ron Tyburski, Josh White  
Technical fouls: Omaha-None. Duquesne-None.  
Attendance: 609  
2016 CBI - FIRST ROUND

Score by periods	1st	2nd	Total
Omaha	32	80	112
Duquesne	51	69	120

Points	In	Off	2nd	Fast	Bench
OMAHA	28	21	12	16	35
DUQ	36	12	10	9	34

Last FG - OMAHA 2nd-00:42, DUQ 2nd-02:49.  
Largest lead - OMAHA None, DUQ by 19 1st-00:01.  
OMAHA led for 00:00. DUQ led for 39:20. Game was tied for 00:19.

Score tied - 0 times.  
Lead changed - 0 times.

**RECAP:** Derrick Colter led six Duquesne players in double figures with a career-high 28 points as Duquesne weathered a second-half 3-point barrage to defeat Omaha, 120-112, in the first round of the College Basketball Invitational. Jordan Robinson added a career-high 17 points off the bench and Eric James, L.G. Gill and Micah Mason scored 16 each for the Dukes who tied the fourth-highest point total in school history. Devin Patterson led Omaha with a game-high 37 points, including 33 in the second half. Duquesne countered an 80-point Omaha second half - which included 13 3-pointers - by hitting 19-of-25 shots from the field and 25-of-31 from the foul line as the teams combined for 149 points in the final 20 minutes. The Dukes, who shot 62.7 percent, jumped out to a 24-8 lead and maintained at least an 11-point lead for the rest of the half that ended with a Colter 3-pointer at the horn that made it 51-32. Omaha got seven points from Jake White and a pair of 3-pointers from Patterson to cut the lead to nine just over three minutes into the second half. The Mavericks, who hit six of their first seven 3-point attempts in the half, made it 68-61 on a Tre'Shawn Thurman bucket with 12

# COLLEGE BASKETBALL INVITATIONAL

## 2011

### CBI Quarterfinal

#### OREGON 77, DUQUESNE 75

Mar. 21, 2011 \* Matthew Knight Arena  
Eugene, Ore.

#### DUQUESNE (19-13)

NAME	M	FG-A	3M-A	FT-A	R	PF	A	TP
Monteiro	15	1-4	1-4	0-0	3	3	0	3
Clark	29	7-15	3-7	2-2	7	4	1	19
Saunders	31	4-7	3-4	0-0	10	3	2	11
Talley	22	3-8	1-4	0-0	1	1	4	7
McConnell	22	3-5	1-1	0-1	4	0	5	7
Marhold	24	3-4	0-0	0-0	1	2	0	6
Wright	8	1-2	0-0	1-2	3	1	0	3
Evans	18	2-5	2-3	0-0	0	2	3	6
Jones	11	0-0	0-0	0-0	2	0	3	0
Johnson	20	5-10	2-5	1-3	0	3	1	13
Team					0			
<b>TOTALS</b>	<b>200</b>	<b>29-60</b>	<b>13-28</b>	<b>4-8</b>	<b>31</b>	<b>19</b>	<b>19</b>	<b>75</b>

#### OREGON (18-17)

NAME	M	FG-A	3M-A	FT-A	R	PF	A	TP
Singler	36	2-8	1-4	6-7	8	0	2	11
Catron	28	5-14	0-1	4-7	11	2	2	14
Nared	24	2-3	0-0	1-2	5	1	0	5
Sim	27	6-13	3-8	5-5	2	2	1	20
Armstead	28	3-6	2-3	2-2	3	5	4	10
Loyd	17	3-6	1-2	1-2	4	1	4	8
Williams	10	0-3	0-1	0-0	1	1	0	0
Strowbridge	30	3-8	2-6	1-1	3	2	2	9
Team					4			
<b>TOTALS</b>	<b>200</b>	<b>24-61</b>	<b>9-25</b>	<b>20-26</b>	<b>41</b>	<b>14</b>	<b>15</b>	<b>77</b>

Halftime: Oregon 43, Duquesne 34. FG% - UO .393, DU .483; FT% - UO .769, DU .500; 3-PT% - UO .360, DU .464; Turnovers - UO 15, DU 17; Blocked Shots - UO 3 (Nared 2, Singler), DU 7 (Saunders 3, Johnson 2, Monteiro 2); Steals - UO 11 (Nared 4, Armstead 2, Singler 2, Sim, Strowbridge, Williams), DU 9 (Clark 3, Evans 3, Johnson, Saunders, Talley); Technicals - None. Officials - Dixon, Giarratano, Cota; Attendance - 5,369.

**RECAP:** Garrett Sim led four players in double figures with 20 points as Oregon survived a late rally to defeat Duquesne 77-75 in the quarterfinal of the CBI. The Dukes, who were down six with under two minutes left, had a chance to tie it when Sean Johnson drew a foul on a 3-point attempt with 1.5 seconds remaining. Johnson, a 71.4 percent free throw shooter, missed the first, made the second and intentionally missed the third. UO's Jovean Catron, who had 14 points and 11 rebounds, corralled the rebound as time expired. Bill Clark, whose 3-pointer with 1:55 left and layup with 10 seconds to go cut Oregon's lead from six to one, finished with a team-high 19 points. Johnson had 13 and Damian Saunders added 11 points, 10 rebounds and three blocks. The Dukes held the Ducks to 29 percent shooting in the second half and 39.3 percent for the game. Duquesne, which had five more field goals - including four more 3-pointers - than Oregon, was outscored 20-4 from the foul line as the Ducks shot 26 free throws to DU's eight. DU, which went 13-of-28 from the 3-point arc, jumped out to a 13-6 lead and was up 19-15 before Tyrone Nared started a 21-5 run with a jumper. Sim, who scored all of his 12 first-half points during the run, hit a 3-pointer to give the Ducks a lead they'd never relinquish. Duquesne cut it to 50-49 on an Eric Evans 3-pointer with 14:07 to go, but Oregon built the lead back to eight just over three minutes later on back-to-back 3-pointers. The Dukes cut it to three four times and to two once before Catron put Oregon up six on a layup with 2:08 left. It was then that Clark put together his personal 5-0 run to cut it to one. E.J. Singler hit two free throws with seven seconds left before Johnson drew the 3-shot foul from Armstead.

**NOTES:** Duquesne was the only team to win a road game in the tournament.

## 2011

### CBI First Round

#### DUQUESNE 87, MONTANA 76

Mar. 16, 2011 \* Dahlberg Arena  
Missoula, Mont.

#### DUQUESNE (19-12)

NAME	M	FG-A	3M-A	FT-A	R	PF	A	TP
Saunders	27	4-9	1-4	2-3	5	2	2	11
Clark	28	3-7	2-4	5-6	4	2	0	13
Talley	16	1-1	0-0	0-0	2	4	0	2
McConnell	25	5-8	1-2	4-4	3	1	6	15
Monteiro	20	5-8	1-3	0-1	1	1	1	11
Marhold	12	3-4	0-0	1-2	2	4	0	7
Wright	12	2-5	0-0	0-1	4	2	1	4
Evans	19	1-3	1-2	0-0	1	2	1	3
Jones	17	1-4	0-0	0-0	5	0	1	2
Theis	+0	0-0	0-0	0-0	0	0	0	0
Johnson	24	7-10	1-3	4-4	4	2	0	19
Peggau	+0	0-0	0-0	0-0	0	0	0	0
Team					5			
<b>TOTALS</b>	<b>200</b>	<b>32-59</b>	<b>7-18</b>	<b>16-21</b>	<b>36</b>	<b>20</b>	<b>12</b>	<b>87</b>

#### MONTANA (21-11)

NAME	M	FG-A	3M-A	FT-A	R	PF	A	TP
Steward	23	3-6	0-1	0-0	7	4	0	6
Selvig	30	2-10	1-4	3-4	4	2	3	8
Qvale	29	6-9	0-0	3-4	6	3	0	15
Cherry	38	2-8	0-1	5-6	3	2	6	9
Jamar	38	9-16	2-3	2-5	5	3	1	22
Autry	6	0-0	0-0	0-0	1	0	1	0
Wood	25	6-6	1-1	1-4	3	1	1	14
Ward	11	0-1	0-0	2-2	0	2	0	2
Team					2			
<b>TOTALS</b>	<b>200</b>	<b>28-56</b>	<b>4-10</b>	<b>16-25</b>	<b>31</b>	<b>17</b>	<b>12</b>	<b>76</b>

Halftime: Duquesne 49, Montana 35. FG% - UM .500, DU .542; FT% - UM .640, DU .762; 3-PT% - UM .400, DU .389; Turnovers - UM 19, DU 16; Blocked Shots - UM 4 (Qvale 3, Selvig), DU 6 (Saunders 5, Marhold); Steals - UM 10 (Selvig 4, Jamar 3, Cherry 2, Autry), DU 14 (Saunders 5, McConnell 4, Evans 2, Clark, Johnson, Monteiro); Technicals - None. Officials - Morstein, Neilson, Nelson; Attendance - 2,830.

**RECAP:** Sean Johnson led five players in double figures with a career high-tying 19 points as Duquesne advanced to the second round of the CBI with an 87-76 win at Montana. T.J. McConnell had 15 points and four steals, Bill Clark scored 13 and B.J. Monteiro and Damian Saunders had 11 each for DU. Saunders, who was playing despite a stomach flu, added five steals and five blocks as the Dukes handed the Grizzlies just their second home loss in 15 games. Duquesne, which led by as many as 22 in the first half, shot 54.2 percent against a UM team that entered the game ranked 14th nationally in scoring defense (60.1 ppg.) and 15th in field goal percentage defense (39.4%). There was one tie and three lead changes before Johnson put the Dukes up for good with a 3-pointer at the 14:31 mark of the first half. DU used its speed and quickness to up the lead to 22 on a Monteiro jumper before Montana closed the half with a 10-2 run to make it 49-35. Nine of the 10 Dukes who played scored in the first half and all 10 had at least one rebound. The Grizzlies cut it to six on a Gordon Wood follow with 9:14 left before Clark answered with a 3-pointer. The Dukes led by seven with 7:42 left before Clark began a 6-0 run with a pair of free throws. Andre Marhold, who scored all of his career high seven points in the second half, added a layup and Monteiro scored off a pass from McConnell to give DU a 74-61 lead. Montana would get no closer than 10 the rest of the way.

**NOTES:** The win was Duquesne's first in post-conference tournament play since a 75-72 victory over Charlotte in the opening round of the 1994 NIT at the Palumbo Center.

## 2010

### CBI First Round

#### PRINCETON 65, DUQUESNE 51

Mar. 17, 2010 \* Jadwin Gym  
Princeton, N.J.

#### DUQUESNE (16-16)

NAME	M	FG-A	3M-A	FT-A	R	PF	A	TP
Saunders	39	6-14	0-3	2-5	9	0	2	14
Monteiro	30	3-10	0-0	4-8	5	4	0	10
Evans	29	2-8	0-2	0-0	1	2	2	4
Duty	35	1-3	1-3	0-0	1	2	0	3
Bolding	27	3-10	0-5	0-0	7	1	2	6
Marhold	15	1-1	0-0	1-2	0	1	0	3
Robinson	1	0-0	0-0	0-0	0	0	0	0
Johnson	14	4-7	2-3	0-1	1	3	0	10
Peggau	9	0-1	0-0	1-2	1	0	1	1
Newton	1	0-0	0-0	0-0	0	0	1	0
Team					1			
<b>TOTALS</b>	<b>200</b>	<b>20-54</b>	<b>3-16</b>	<b>8-18</b>	<b>26</b>	<b>13</b>	<b>8</b>	<b>51</b>

#### PRINCETON (21-8)

NAME	M	FG-A	3M-A	FT-A	R	PF	A	TP
Mavraides	25	0-5	0-4	0-0	4	2	0	0
Finley	24	3-6	0-0	2-4	8	3	6	8
Buczak	20	3-5	0-0	0-1	2	4	0	6
Lake	6	1-3	0-1	0-0	4	0	0	2
Schroeder	36	1-3	0-1	2-2	6	0	2	4
Sherburne	1	0-0	0-0	0-0	0	0	0	0
Foley	1	0-0	0-0	0-0	0	0	0	0
Barrett	1	0-0	0-0	0-0	1	0	0	0
Davis	30	6-12	4-7	0-0	2	2	1	16
Saunders	9	0-2	0-1	0-0	2	1	0	0
Maddox	29	6-10	0-0	3-3	5	1	1	15
Hummer	17	4-5	0-0	6-6	4	2	0	14
Connolly	1	0-0	0-0	0-0	0	0	1	0
Team					3			
<b>TOTALS</b>	<b>200</b>	<b>24-51</b>	<b>4-14</b>	<b>13-16</b>	<b>41</b>	<b>15</b>	<b>11</b>	<b>65</b>

Halftime: Princeton 28, Duquesne 23. FG% - PRIN .471, DU .370; FT% - PRIN .813, DU .444; 3-PT% - PRIN .286, DU .188; Turnovers - PRIN 15, DU 9; Blocked Shots - PRIN 2 (Buczak, Maddox), DU 2 (Johnson, Marhold); Steals - PRIN 8 (Buczak 2, Schroeder 2, Davis, Finley, Maddox, Mavraides), DU 9 (Bolding 2, Saunders 2, Duty, Evans, Johnson, Monteiro, Peggau); Technicals - None. Officials - Kersey, Natill, Perone; Attendance - 665.

**RECAP:** Douglas Davis came off the bench to score a game-high 16 points, including 10 during a 17-3 run to end the first half, as Princeton advanced to the quarterfinal round of the College Basketball Invitational with a 65-51 win over Duquesne at Jadwin Gym. Kareem Maddox added 15 points and Ian Hummer had 14 for the Tigers. Damian Saunders led Duquesne with 14 points. B.J. Monteiro and Sean Johnson added 10 each. Duquesne jumped out to a 20-11 lead as Princeton missed its first seven shots. Davis, who scored 13 in the first half, hit the first of three 3-pointers in the final 7:46 of the half to ignite Princeton's 17-3 run. Duquesne, which shot 37 percent for the game, missed eight of its last nine shots as the Tigers took a 28-23 lead at the half. DU briefly cut it to one on a Melquan Bolding layup a little over two minutes into the second half, before Princeton answered with a 15-3 run to take a 43-30 lead with 11:31 to go. Maddox, who was 6-of-10 from the field, scored eight points and assisted on another basket during the run. Princeton maintained a double-digit lead the rest of the way. Princeton, which shot 52 percent in the second half, finished at 47.1 percent. The Tigers went 4-of-14 from the 3-point arc with Davis accounting for all four makes. The Tigers outrebounded the Dukes 41-26. Duquesne was 1-of-13 from the 3-point arc before Johnson hit 2-of-3 in the game's closing minutes. The Dukes, who entered the game shooting 60.8 percent from the foul line, hit just 8-of-18 free throw attempts.



# ATLANTIC 10 CHAMPIONSHIP

Appearances: 44 • Record: 21-42 (one title)

YEAR	W/L	OPPONENT (round)	SCORE	SITE
1977 (#4)	W	#5 Penn State (1st)	65-55	Philadelphia+
	W	#8 Massachusetts (Semi)	89-82	Philadelphia+
<b>CHAMPS</b>	<b>W</b>	<b>#2 Villanova (Final)</b>	<b>57-54</b>	<b>Philadelphia+</b>
1978 (#5)	W	#4 vs. Massachusetts (1st)	76-69 (OT)	Pittsburgh^
	L	#8 vs. West Virginia (Semi)	57-59	Pittsburgh^
1979 (#7)	L	#2 at West Virginia (1st)	59-73	Morgantown
1980 (#2)	L	#7 vs. West Virginia (1st)	87-95	Pittsburgh^
1981 (#2)	W	#7 vs. George Washington (1st)	84-78 (OT)	Pittsburgh^
	W	#3 vs. West Virginia (Semi)	55-50	Pittsburgh^
	L	#4 vs. Pittsburgh (Final)	60-64	Pittsburgh^
1982 (#6)	L	#3 at Pittsburgh (1st)	64-66	Pittsburgh#
1983 (W4)	L	W5 vs. George Washington (1st)	70-71	Pittsburgh^
1984 (#6)	L	#3 George Washington (2nd)	66-79	Morgantown
1985 (#8)	W	#9 Penn State (1st)	78-64	Piscataway
	W	#1 West Virginia (2nd)	70-66	Piscataway
	L	#4 Rutgers (Semi)	53-78	Piscataway
1986 (#5)	W	#4 at St. Bonaventure (2nd)	71-67	Olean, N.Y.
	L	#1 St. Joseph (Semi)	59-60	E. Rutherford
1987 (#7)	W	#10 vs. St. Bonaventure (1st)	82-65	Pittsburgh^
	L	#2 at West Virginia (2nd)	60-74	Morgantown
1988 (#8)	W	#9 Massachusetts (1st)	81-75	Morgantown
	L	#1 Temple (2nd)	50-77	Morgantown
1989 (#7)	W	#10 George Washington (1st)	74-63	Philadelphia<
	L	#2 Temple (2nd)	51-64	Philadelphia<
1990 (#9)	W	#8 St. Joseph's (1st)	96-70	Philadelphia<
	L	#1 Temple (2nd)	50-61	Philadelphia<
1991 (#6)	L	#3 Penn State (2nd)	64-83	Philadelphia<
1992 (#6)	L	#3 West Virginia (2nd)	66-76	Philadelphia<
<i>Duquesne competed in the Midwestern Collegiate Conference in 1993</i>				
1994 (#5)	W	#4 West Virginia (2nd)	70-68	Philadelphia<
	L	#1 Massachusetts (Semi)	52-69	Philadelphia<
1995 (#8)	W	#9 Rhode Island (1st)	82-69	Philadelphia<
	L	#1 Massachusetts (2nd)	53-79	Philadelphia<
1996 (W6)	L	E3 St. Joseph's (1st)	72-80 (OT)	Philadelphia%
1997 (W5)	L	E4 Temple (1st)	47-64	Philadelphia+
1998 (W5)	L	E4 St. Bonaventure (1st)	62-75	Philadelphia+
1999 (W6)	L	E3 Massachusetts (1st)	70-80	Philadelphia+
2000 (W6)	L	E3 Massachusetts (1st)	52-77	Philadelphia+
2001 (#10)	L	#7 George Washington (1st)	65-88	Philadelphia+
2002 (W6)	L	E3 St. Bonaventure (1st)	66-81	Philadelphia+
2003 (W6)	L	E3 at Rhode Island (1st)	73-75	Kingston, R.I.
2004 (W5)	W	E4 Massachusetts (1st)	79-76	Dayton, Ohio
	L	E1 Dayton (2nd)	56-69	Dayton, Ohio
2005 (W5)	L	E4 Fordham (1st)	53-65	Cincinnati, Ohio>
2006		Did not qualify		
2007 (#10)	L	#7 Saint Louis (1st)	77-78	Atlantic City, N.J.=
2008 (#10)	L	#7 La Salle (1st)	79-82	Atlantic City, N.J.=
2009 (#7)	W	#10 Massachusetts (1st)	91-81	Atlantic City, N.J.=
	W	#2 Rhode Island (2nd)	78-74	Atlantic City, N.J.=
	W	#3 Dayton (Semi)	77-66	Atlantic City, N.J.=
	L	#4 Temple (Final)	64-69	Atlantic City, N.J.=
2010 (#9)	L	#8 at St. Bonaventure (1st)	71-83	Olean, N.Y.
2011 (#4)	L	#12 St. Joseph's (2nd)	90-93 (OT)	Atlantic City, N.J.=
2012 (#9)	L	#8 at Massachusetts (1st)	83-92	Amherst, Mass.
2013		Did not qualify		
2014 (#10)	L	#7 Richmond	64-76	Brooklyn, N.Y.&
2015 (#11)	W	#14 Saint Louis	61-55	Brooklyn, N.Y.&
	L	#6 George Washington	55-73	Brooklyn, N.Y.&
2016 (#11)	L	#14 La Salle	73-88	Brooklyn, N.Y.&
2017 (#14)	L	#11 Saint Louis	71-72	Pittsburgh, Pa.\$
2018 (#10)	L	#7 Richmond	68-81	Washington, D.C. @
2019 (#7)	L	#10 Saint Joseph's	86-92	Brooklyn, N.Y.&
2020 (#6)		cancelled		Brooklyn, N.Y.&
2021 (#9)	W	#8 Richmond	67-62	Richmond, Va.""
	L	#1 St. Bonaventure	59-75	Richmond, Va.""
2022 (#14)	L	#11 Rhode Island	77-79	Washington, D.C. @
2023 (#6)	L	#11 La Salle	70-81	Brooklyn, N.Y.&

+ Spectrum; ^ Civic Arena; # Fitzgerald Field House; < The Palestra; % Philadelphia Civic Center; > U.S. Bank Arena; = Boardwalk Hall; & Barclays Center; \$ PPG Paints Arena; @ Capital One Arena; "" Siegel Center

## BEST FINISHES

First	once	(1977)
Second	twice	(1981, 2009)

## HIGHEST DUQUESNE SEED

#2	two times	(1980, 1981)
----	-----------	--------------

## RECORD BY SEED

*does not include divisional seeding (1983; 1996-00, 2002-05)*

as a No. 1	n/a	never
as a No. 2	2-2	1981 last
as a No. 3	n/a	never
as a No. 4	3-1	2011 last
as a No. 5	3-3	1994 last
as a No. 6	0-5	2023 last
as a No. 7	5-5	2019 last
as a No. 8	4-3	1995 last
as a No. 9	2-4	2021 last
as a No. 10	0-5	2018 last
as a No. 11	1-2	2016 last
as a No. 14	0-2	2022 last

## HIGHEST SEED DEFEATED

#1 West Virginia	70-66	1985	#8 DU
#2 Villanova	57-54	1977	#4 DU
#2 Rhode Island	78-74	2009	#7 DU

## RECORD VS. SEEDS

vs. No. 1	1-6	2021 last
vs. No. 2	2-3	2009 last
vs. No. 3	2-4	2009 last
vs. No. 4	3-3	2009 last
vs. No. 5	1-0	1977 last
vs. No. 6	0-1	2015 last
vs. No. 7	1-6	2018 last
vs. No. 8	3-3	2021 last
vs. No. 9	3-0	1995 last
vs. No. 10	3-1	2019 last
vs. No. 11	0-3	2023 last
vs. No. 12	0-1	2011 last
vs. No. 13	n/a	never
vs. No. 14	1-1	2016 last

## RECORD BY TEAM (21-42, .333)

vs. Davidson	0-0	n/a
vs. Dayton	1-1	2009 last
vs. Fordham	0-1	2005 last
vs. George Mason	0-0	n/a
vs. George Washington	2-4	2015 last
vs. La Salle	0-3	2023 last
vs. Massachusetts	5-5	2012 last
vs. Rhode Island	2-2	2022 last
vs. Richmond	1-2	2021 last
vs. St. Bonaventure	2-4	2021 last
vs. Saint Joseph's	1-4	2019 last
vs. Saint Louis	1-2	2017 last
vs. VCU	0-0	n/a
<b>TOTAL</b>	<b>15-28</b>	<b>(.349)</b>

## vs. former league members

vs. Penn State	2-1	1991 last
vs. Pittsburgh	0-2	1982 last
vs. Rutgers	0-1	1985 last
vs. Temple	0-5	2009 last
vs. Villanova	1-0	1977 last
vs. West Virginia	3-5	1994 last

## ALL-CHAMPIONSHIP PLAYERS

Year	Player	Team Finish
1977	Norm Nixon (MOP)	Champion
1981	Ronnie Dixon	Final
1985	Dwayne Rawls	Semifinal
1986	Rick Suder	Semifinal
1990	Mark Stevenson	Quarterfinal
1994	Derrick Alston	Semifinal
2009	Melquan Bolding	Final
2009	Aaron Jackson	Final

# A-10 CHAMPIONSHIP BY OPPONENT

## vs. DAYTON • (1-1)

Mar. 11, 2004 \_\_\_\_\_ L \_\_\_\_\_ 56-69  
W5 Duquesne vs. E1 Dayton  
Second Round at Dayton, Ohio • UD Arena

Mar. 13, 2009 \_\_\_\_\_ W \_\_\_\_\_ 77-66  
#7 Duquesne vs. #3 Dayton  
Semifinal at Atlantic City, N.J. • Boardwalk Hall

## vs. DAVIDSON (0-0)

Duquesne has yet to face Davidson  
at the A-10 Championship

## vs. FORDHAM • (0-1)

Mar. 9, 2005 \_\_\_\_\_ L \_\_\_\_\_ 53-65  
W5 Duquesne vs. E4 Fordham  
First Round at Cincinnati • U.S. Bank Arena

## vs. GEORGE MASON (0-0)

Duquesne has yet to face George Mason  
at the A-10 Championship

## vs. GEORGE WASHINGTON • (2-4)

Mar. 3, 1981 \_\_\_\_\_ W \_\_\_\_\_ 84-78 (OT)  
#2 Duquesne vs. #7 George Washington  
First Round at Pittsburgh • Civic Arena

Mar. 7, 1983 \_\_\_\_\_ L \_\_\_\_\_ 70-71  
#W4 Duquesne vs. #W5 George Washington  
First Round at Pittsburgh • Civic Arena

Mar. 8, 1984 \_\_\_\_\_ L \_\_\_\_\_ 66-79  
#6 Duquesne vs. #3 George Washington  
Second Round at Morgantown, W.Va • WVU Coliseum

Mar. 4, 1989 \_\_\_\_\_ W \_\_\_\_\_ 74-63  
#7 Duquesne vs. #10 George Washington  
First Round at Philadelphia • Palestra

Mar. 7, 2001 \_\_\_\_\_ L \_\_\_\_\_ 65-88  
#10 Duquesne vs. #7 George Washington  
First Round at Philadelphia • Spectrum

Mar. 12, 2015 \_\_\_\_\_ L \_\_\_\_\_ 55-73  
#11 Duquesne vs. #6 George Washington  
Second Round at Brooklyn, N.Y. • Barclays Center

## vs. LA SALLE • (0-3)

Mar. 12, 2008 \_\_\_\_\_ L \_\_\_\_\_ 79-82  
#10 Duquesne vs. #7 La Salle  
First Round at Atlantic City, N.J. • Boardwalk Hall

Mar. 9, 2016 \_\_\_\_\_ L \_\_\_\_\_ 73-88  
#11 Duquesne vs. #14 La Salle  
First Round at Brooklyn, N.Y. • Barclays Center

Mar. 8, 2023 \_\_\_\_\_ L \_\_\_\_\_ 70-81  
#6 Duquesne vs. #11 La Salle  
Second Round at Brooklyn, N.Y. • Barclays Center

## vs. LOYOLA CHICAGO (0-0)

Duquesne has yet to face Loyola  
at the A-10 Championship

## vs. MASSACHUSETTS • (5-5)

Mar. 4, 1977 \_\_\_\_\_ W \_\_\_\_\_ 89-72  
#4 Duquesne vs. #8 UMass  
Semifinal at Philadelphia • Spectrum

Mar. 2, 1978 \_\_\_\_\_ W (OT) \_\_\_\_\_ 76-79  
#5 Duquesne vs. #4 UMass  
Quarterfinal at Pittsburgh • Civic Arena

Mar. 5, 1988 \_\_\_\_\_ W \_\_\_\_\_ 81-75  
#8 Duquesne vs. #9 UMass  
First Round at Morgantown, W.Va • WVU Coliseum

Mar. 7, 1994 \_\_\_\_\_ L \_\_\_\_\_ 52-69  
#8 Duquesne vs. #1 UMass  
Semifinal at Philadelphia • Palestra  
(UMass ranked #9 by AP)

Mar. 5, 1995 \_\_\_\_\_ L \_\_\_\_\_ 53-79  
#8 Duquesne vs. #1 UMass  
Quarterfinal at Philadelphia • Palestra  
(UMass ranked #8 by AP)

Mar. 3, 1999 \_\_\_\_\_ L \_\_\_\_\_ 70-80  
#W6 Duquesne vs. #E3 UMass  
First Round at Philadelphia • Spectrum

Mar. 8, 2000 \_\_\_\_\_ L \_\_\_\_\_ 52-77  
#W6 Duquesne vs. #E3 UMass  
First Round at Philadelphia • Spectrum

Mar. 10, 2004 \_\_\_\_\_ W \_\_\_\_\_ 79-76  
#W5 Duquesne vs. #E4 UMass  
First Round at University of Dayton Arena

Mar. 11, 2009 \_\_\_\_\_ W \_\_\_\_\_ 91-81  
#7 Duquesne vs. #10 UMass  
First Round at Atlantic City, N.J. • Boardwalk Hall

Mar. 6, 2012 \_\_\_\_\_ L \_\_\_\_\_ 83-92  
#9 Duquesne vs. #8 UMass  
First Round at Amherst, Mass. • Mullins Center

## vs. RHODE ISLAND • (2-2)

Mar. 4, 1995 \_\_\_\_\_ W \_\_\_\_\_ 82-69  
#8 Duquesne vs. #9 Rhode Island  
First Round at Philadelphia • Palestra

Mar. 10, 2003 \_\_\_\_\_ L \_\_\_\_\_ 73-75  
#W6 Duquesne vs. #E3 Rhode Island  
First Round at Kingston, R.I. • Ryan Center

Mar. 12, 2009 \_\_\_\_\_ W \_\_\_\_\_ 78-74  
#7 Duquesne vs. #2 Rhode Island  
Second Round at Atlantic City, N.J. • Boardwalk Hall

Mar. 9, 2022 \_\_\_\_\_ L \_\_\_\_\_ 77-79  
#14 Duquesne vs. #11 Rhode Island  
First Round at Washington, D.C. • Capital One Arena

## vs. RICHMOND (1-2)

Mar. 13, 2014 \_\_\_\_\_ L \_\_\_\_\_ 64-76  
#10 Duquesne vs. #7 Richmond  
First Round at Brooklyn, N.Y. • Barclays Center

Mar. 8, 2018 \_\_\_\_\_ L \_\_\_\_\_ 68-81  
#10 Duquesne vs. #7 Richmond  
First Round at Washington, D.C. • Capital One Arena

Mar. 4, 2021 \_\_\_\_\_ W \_\_\_\_\_ 67-62  
#9 Duquesne vs. #8 Richmond  
Second Round at Richmond, Va. • Siegel Center

## vs. ST. BONAVENTURE (2-4)

Feb. 27, 1986 \_\_\_\_\_ W \_\_\_\_\_ 71-67  
#5 Duquesne vs. #4 St. Bonaventure  
Second Round at Olean, N.Y. • Reilly Center

Feb. 27, 1987 \_\_\_\_\_ W \_\_\_\_\_ 82-65  
#7 Duquesne vs. #10 St. Bonaventure  
First Round at Pittsburgh, Pa. • Civic Arena

Mar. 4, 1998 \_\_\_\_\_ L \_\_\_\_\_ 62-75  
#W5 Duquesne vs. #E4 St. Bonaventure  
First Round at Philadelphia • Spectrum

Mar. 6, 2002 \_\_\_\_\_ L \_\_\_\_\_ 66-81  
#W6 Duquesne vs. #E3 St. Bonaventure  
First Round at Philadelphia • Spectrum

Mar. 9, 2010 \_\_\_\_\_ L \_\_\_\_\_ 71-83  
#9 Duquesne vs. #8 St. Bonaventure  
Second Round at Olean, N.Y. • Reilly Center

Mar. 5, 2021 \_\_\_\_\_ L \_\_\_\_\_ 59-75  
#9 Duquesne vs. #1 St. Bonaventure  
Quarterfinal at Richmond, Va. • Siegel Center

## vs. SAINT JOSEPH'S (1-3)

Mar. 1, 1986 \_\_\_\_\_ L \_\_\_\_\_ 59-60  
#5 Duquesne vs. #1 Saint Joseph's  
Semifinal at E. Rutherford, N.J.

Mar. 3, 1990 \_\_\_\_\_ W \_\_\_\_\_ 96-70  
#9 Duquesne vs. #8 Saint Joseph's  
First Round at Philadelphia, Pa. • The Palestra

Mar. 6, 1996 \_\_\_\_\_ L \_\_\_\_\_ 72-80 (OT)  
#W6 Duquesne vs. #E3 Saint Joseph's  
First Round at Philadelphia • Civic Center

Mar. 11, 2011 \_\_\_\_\_ L \_\_\_\_\_ 90-93 (OT)  
#4 Duquesne vs. #12 Saint Joseph's  
Second Round at Atlantic City, N.J. • Boardwalk Hall

Mar. 14, 2019 \_\_\_\_\_ L \_\_\_\_\_ 86-92  
#7 Duquesne vs. #10 Saint Joseph's  
Second Round at Brooklyn, N.Y. • Barclays Center

## vs. SAINT LOUIS • (1-2)

Mar. 7, 2007 \_\_\_\_\_ L \_\_\_\_\_ 77-78  
#10 Duquesne vs. #7 Saint Louis  
First Round at Atlantic City, N.J. • Boardwalk Hall

Mar. 11, 2015 \_\_\_\_\_ W \_\_\_\_\_ 61-55  
#11 Duquesne vs. #14 Saint Louis  
First Round at Brooklyn, N.Y. • Barclays Center

Mar. 8, 2017 \_\_\_\_\_ L \_\_\_\_\_ 71-72  
#14 Duquesne vs. #11 Saint Louis  
First Round at Pittsburgh, Pa.. • PPG Paints Arena

## vs. VCU (0-0)

Duquesne has yet to face VCU  
at the A-10 Championship

# ATLANTIC 10 HONOREES

## SEASON HONORS

### PLAYER OF THE YEAR

1977	Norm Nixon
------	------------

### COACH OF THE YEAR

1980	Mike Rice
1981	Mike Rice
1983	Jim Satalin
1991	John Carroll

### ROOKIE OF THE YEAR

1979	Bruce Atkins
2007	Robert Mitchell
2011	T.J. McConnell

### NEWCOMER OF THE YEAR

1990	Mark Stevenson
------	----------------

### SIXTH MAN OF THE YEAR

2003	Kevin Forney
2018	Tarin Smith
2019	Tavian Dunn-Martin

### DEFENSIVE PLAYER OF THE YEAR

2010	Damian Saunders
2011	Damian Saunders

### STUDENT-ATHLETE OF THE YEAR

2004	Jimmy Tricco
2007	Kieron Achara
2008	Kieron Achara

### CHRIS DANIELS AWARD

*Most Improved Player*

2005	Kieron Achara
2009	Aaron Jackson

### FIRST TEAM ALL-CONFERENCE

1977	Norm Nixon
1980	B.B. Flenory
1981	Bruce Atkins
1982	Bruce Atkins
1986	Rick Suder
1990	Mark Stevenson
1994	Derrick Alston
1998	Mike James
2009	Aaron Jackson
2010	Damian Saunders

### SECOND TEAM ALL-CONFERENCE

1980	Doug Arnold
1981	Ronnie Dixon
1981	John Moore
1983	Joey Myers
1984	Emmett Sellers
1985	Rick Suder
1986	Dwayne Rawls
1987	Emmett Sellers
1992	Derrick Alston
1992	James Hargrove
1995	Tom Pipkins
1997	Tom Pipkins
2000	Wayne Smith
2005	Bryant McAllister
2006	Bryant McAllister
2011	Bill Clark
2011	Damian Saunders

2020	Marcus Weathers
2021	Marcus Weathers
2023	Dae Dae Grant

### THIRD TEAM ALL-CONFERENCE

*(began in 1989)*

1996	Mike James
2002	Wayne Smith
2003	Kevin Forney
2012	T.J. McConnell
2013	Ovie Soko
2016	Micah Mason

### ALL-ATLANTIC 10 CHAMPIONSHIP TEAM

1977	Norm Nixon
1981	Ronnie Dixon
1985	Dwayne Rawls
1986	Rick Suder
1990	Mark Stevenson
1994	Derrick Alston
2009	Melquan Bolding
2009	Aaron Jackson

### ALL-DEFENSIVE TEAM

*(began in 1997)*

2007	Kieron Achara
2008	Shawn James
2010	Damian Saunders
2011	Damian Saunders
2012	T.J. McConnell
2023	Jimmy Clark III

### ALL-ROOKIE TEAM

*(1981-85 and 1995-current)*

*Was classified as the All-Freshman Team from 1986-94*

1983	Emmett Sellers
1984	Ron Stevenson
1985	Collins Dobbs
1986	Brian Shanahan
1987	Kevin McCarthy Tony Petrarca
1988	Clayton Adams
1991	Derrick Alston
1992	Ganon Baker
1994	Tom Pipkins
1995	Kevin Price
1999	Wayne Smith
2007	Robert Mitchell
2008	Damian Saunders
2009	Melquan Bolding
2011	T.J. McConnell
2013	Derrick Colter
2017	Mike Lewis II Isiaha Mike
2018	Eric Williams Jr.
2019	Sincere Carry

### ALL-ACADEMIC TEAM

*(began in 1991)*

1992	Tom Keegan
2001	Matt Barker
2002	Jon Pawlak
2003	Jimmy Tricco
2004	Tyler Bluemling
2004	Jon Pawlak
2004	Jimmy Tricco

2005	Kieron Achara
2007	Kieron Achara
2008	Kieron Achara
2009	Jason Duty
2010	Jason Duty

## STATISTICAL LEADERS

### SCORING LEADERS

1979	B.B. Flenory	20.8 ppg.
1986	Rick Suder	20.5 ppg.
1990	Mark Stevenson	27.2 ppg.
1992	James Hargrove	20.7 ppg.
1994	Derrick Alston	21.3 ppg.
2006	Bryant McAllister	19.7 ppg.
2014	Ovie Soko	18.4 ppg.

### REBOUNDING LEADERS

1981	Bruce Atkins	11.7 rpg.
1982	Bruce Atkins	10.4 rpg.

### ASSIST LEADERS

2004	Martin Osimani	5.9 apg.
2019	Sincere Carry	5.8 apg.

### STEALS LEADERS

1985	Pat Farrell	2.0 spg.
2009	Damian Saunders	2.1 spg.
2010	Damian Saunders	2.8 spg.
2011	T.J. McConnell	2.8 spg.
2012	T.J. McConnell	2.8 spg.
2023	Jimmy Clark III	2.3 spg.

### BLOCKS LEADERS

2008	Shawn James	4.0 bpg.
2010	Damian Saunders	2.9 bpg.
2018	Tyodus Verhoeven	2.2 bpg.

## WEEKLY HONORS

### 2023

None

### 2022

#### Player of the Week

Nov. 29	Leon Ayers III
---------	----------------

#### Rookie of the Week

Nov. 15	Primo Spears
Jan. 10	Jackie Johnson III
Jan. 24	Primo Spears
Mar. 7	Primo Spears

### 2021

#### Player of the Week

Feb. 1	Marcus Weathers
--------	-----------------

#### Rookie of the Week

Jan. 25	Chad Baker
---------	------------

### 2020

#### Player of the Week

Dec. 9	Michael Hughes (co-)
Dec. 16	Marcus Weathers (co-)

### 2019

#### Player of the Week

Dec. 24	Eric Williams Jr. (co-)
Feb. 18	Eric Williams Jr. (co-)

# ATLANTIC 10 HONOREES

## Rookie of the Week

Nov. 12	Austin Rotroff (co-)
Dec. 24	Sincere Carry
Jan. 21	Sincere Carry (co-)

## 2018

## Rookie of the Week

Nov. 13	Eric Williams Jr. (co-)
Dec. 11	Eric Williams Jr.
Jan. 8	Eric Williams Jr.
Jan. 22	Eric Williams Jr. (co-)

## 2017

## Rookie of the Week

Nov. 14	Mike Lewis II
Nov. 28	Mike Lewis II
Dec. 5	Mike Lewis II
Dec. 12	Isiaha Mike
Dec. 26	Isiaha Mike (co-)
Jan. 30	Isiaha Mike
Feb. 20	Mike Lewis II

## 2016

## Player of the Week

Feb. 1	Derrick Colter
--------	----------------

## 2015

## None

## 2014

## Player of the Week

Mar. 3	Micah Mason (co-)
--------	-------------------

## 2013

## Rookie of the Week

Dec. 17	Derrick Colter
Dec. 24	Derrick Colter
Dec. 31	Quevyn Winters (co-)
Feb. 18	Derrick Colter

## 2012

## Player of the Week

Jan. 2	B.J. Monteiro
--------	---------------

## 2011

## Rookie of the Week

Dec. 13	T.J. McConnell
Jan. 10	T.J. McConnell
Jan. 17	T.J. McConnell (co-)
Jan. 23	T.J. McConnell (co-)
Jan. 31	T.J. McConnell

## 2010

## Player of the Week

Nov. 15	Damian Saunders (co-)
Nov. 22	Damian Saunders (co-)
Feb. 21	Bill Clark (co-)

## 2009

## Player of the Week

Nov. 30	Damian Saunders (co-)
Dec. 14	Aaron Jackson (co-)
Jan. 4	Aaron Jackson
Feb. 8	Aaron Jackson
Mar. 1	Aaron Jackson (co-)

## Rookie of the Week

Nov. 23	Eric Evans (co-)
Dec. 21	Eric Evans
Dec. 28	Eric Evans (co-)
Mar. 1	Eric Evans

## 2008

## Player of the Week

Nov. 5	Kieron Achara
--------	---------------

## Rookie of the Week

Nov. 11	Damian Saunders
Dec. 16	Damian Saunders
Dec. 23	Damian Saunders (co-)
Mar. 2	Bill Clark (co-)

## 2007

## Player of the Week

Nov. 19	Duquesne team*
---------	----------------

\* - First time in Atlantic 10 history that a team was named Player of the Week. The award followed 2-0 start to the season

Dec. 24	Aaron Jackson (co-)
Dec. 31	Aaron Jackson

## Rookie of the Week

Nov. 26	Robert Mitchell
Dec. 3	Robert Mitchell
Dec. 10	Robert Mitchell
Dec. 31	Scott Grote
Jan. 28	Robert Mitchell
Feb. 4	Robert Mitchell

Mitchell was the first player since George Washington's Sir Valiant Brown (1999-00) to be named ROW for three-straight weeks

## 2006

## Rookie of the Week

Jan. 28	Aaron Jackson
---------	---------------

## 2005

## Player of the Week

Jan. 8	Bryant McAllister (co-)
Feb. 26	Bryant McAllister (co-)

## 2004

## None

## 2003

## Rookie of the Week

Dec. 21	Bryant McAllister
---------	-------------------

## 2002

## Rookie of the Week

Feb. 23	Simplice Njoya
---------	----------------

## 2001

## None

## 2000

## Player of the Week

Nov. 20	Wayne Smith (co-)
Jan. 1	Wayne Smith

## 1999

## Rookie of the Week

Nov. 21	Wayne Smith
Feb. 20	Wayne Smith

## 1998

## Player of the Week

Feb. 14	Mike James (co-)
---------	------------------

## 1997

## Player of the Week

Jan. 25	Tom Pipkins (co-)
---------	-------------------

## 1996

## Player of the Week

Dec. 17	Tom Pipkins
Dec. 31	Tom Pipkins
Feb. 25	Mike James (co-)

## 1995

## Player of the Week

Dec. 24	Tom Pipkins
---------	-------------

## Rookie of the Week

Dec. 24	Kevin Price
Jan. 7	Kevin Price
Jan. 21	Kevin Price
Feb. 11	Kevin Price

## 1994

## Player of the Week

Jan. 1	Derrick Alston
Jan. 29	Derrick Alston (co-)

## Rookie of the Week

Dec. 18	Tom Pipkins
Dec. 25	Tom Pipkins
Jan. 22	Tom Pipkins
Feb. 19	Tom Pipkins

## 1993

## In Midwestern Collegiate Conference

## 1992

## Player of the Week

Jan. 25	James Hargrove (co-)
Feb. 15	Derrick Alston

## Rookie of the Week

Nov. 30	Ganon Baker
Dec. 7	Ganon Baker

## 1991

## Rookie of the Week

Jan. 27	Derrick Alston
---------	----------------

## 1990

## Player of the Week

Dec. 3	Mark Stevenson (co-)
Feb. 4	Mark Stevenson (co-)
Feb. 11	Mark Stevenson (co-)

## 1989

## Player of the Week

Jan. 15	Brian Anselmino
---------	-----------------

## 1988

## Player of the Week

Dec. 20	Collins Dobbs (co-)
Feb. 14	Brian Shanahan (co-)

## 1987

## Rookie of the Week

Dec. 7	Tony Petrarca
Dec. 14	Tony Petrarca
Jan. 4	Tony Petrarca
Jan. 18	Tony Petrarca
Feb. 1	Kevin McCarthy

## 1986

## Player of the Week

Feb. 9	Rick Suder
Feb. 23	Dwayne Rawls

## Rookie of the Week

Feb. 16	Brian Shanahan
---------	----------------



# ATLANTIC 10 & MCC HONOREES

## 1985

### Player of the Week

Dec. 30 Rick Suder

### Rookie of the Week

Feb. 3 Collins Dobbs

Feb. 17 Collins Dobbs

## 1984

### Rookie of the Week

Feb. 13 Ron Stevenson

Mar. 4 Ron Stevenson

## 1983

### None

## 1982

### Player of the Week

Jan. 18 Bruce Atkins

Feb. 8 Bruce Atkins

## 1981

### Player of the Week

Feb. 15 Bruce Atkins

Feb. 22 Bruce Atkins

Mar. 1 Ronnie Dixon

## 1980

### Player of the Week

Dec. 10 Doug Arnold

Feb. 17 B.B. Flenory (co-)

## 1979

### Player of the Week

Jan. 2 B.B. Flenory

Feb. 6 Bruce Atkins (co-)

Feb. 27 Bruce Atkins (co-)

## 1978

### Player of the Week

Feb. 20 B.B. Flenory (co-)

## A-10 AWARD BREAKDOWN

All Time Players of the Week 55

All-Time Rookies of the Week 67

### MOST PLAYERS OF THE WEEK IN ONE SEASON

4 2009 Aaron Jackson

3 1990 Mark Stevenson

2 2019 Eric Williams Jr.

2 2010 Damian Saunders

2 2007 Aaron Jackson

2 2005 Bryant McAllister

2 2000 Wayne Smith

2 1996 Tom Pipkins

2 1994 Derrick Alston

2 1982 Bruce Atkins

2 1981 Bruce Atkins

2 1979 Bruce Atkins

### MOST DIFFERENT PLAYERS OF THE WEEK IN ONE SEASON

2 2020 Michael Hughes & Marcus Weathers

2 2010 Damian Saunders & Bill Clark

2 2009 Aaron Jackson (4x)  
& Damian Saunders

2 2007 Team & Aaron Jackson

2 1996 Tom Pipkins & Mike James

2 1992 James Hargrove & Derrick Alston

2 1988 Collins Dobbs & Brian Shanahan

2 1986 Rick Suder & Dwayne Rawls

2 1981 Bruce Atkins (2x) & Ronnie Dixon

2 1979 Bruce Atkins (2x) & B.B. Flenory

### MOST CAREER PLAYERS OF THE WEEK

6 Aaron Jackson: Jr./2, Sr./4

6 Bruce Atkins: Fr./2, Jr./2, Sr./2

4 Tom Pipkins: So./1, Jr./2, Sr./1

3 Damian Saunders: So./1, Jr./2

3 \*Derrick Alston: So./1, Sr./2

3 Mark Stevenson: Sr./3

\* - spent junior season in the MCC

### MOST ROOKIES OF THE WEEK

5 2011 T.J. McConnell

5 2007 Robert Mitchell

4 2018 Eric Williams Jr.

4 2017 Mike Lewis II

4 2009 Eric Evans

4 1995 Kevin Price

4 1994 Tom Pipkins

4 1987 Tony Petrarca

3 2022 Primo Spears

3 2017 Isiaha Mike

3 2013 Derrick Colter

3 2008 Damian Saunders

### MOST DIFFERENT ROOKIES OF THE WEEK IN A SEASON

2 2022 Primo Spears (three times)  
& Jackie Johnson III

2 2019 Sincere Carry (two times)  
& Austin Rotroff

2 2013 Mike Lewis II (four times)  
& Isiaha Mike (three times)

2 2013 Derrick Colter (three times)  
& Quevyn Winters

2 2008 Damian Saunders (three times)  
& Bill Clark

2 2007 Robert Mitchell (five times)  
& Scott Grote

2 1987 Tony Petrarca (four times)  
& Kevin McCarthy

### MOST TOTAL A-10 HONORS IN A SEASON

9 2009 5 player & 4 rookie

9 2007 3 player & 6 rookie

7 2017 7 rookie

6 1994 2 player & 4 rookie

5 2022 1 player & 4 rookie

5 2019 2 player & 3 rookie

5 2011 5 rookie

5 2008 1 player & 4 rookie

5 1995 1 player & 4 rookie

5 1987 5 rookie

4 2018 4 rookie

4 1992 2 player & 2 rookie

## 1993 MIDWESTERN

## COLLEGIATE

## CONFERENCE HONORS

### 1993 Season Honors

Second Team All-MCC Derrick Alston

Third Team All-MCC Kenya Hunter

### 1993 Season Leaders

Total Assists Kenya Hunter 148

Assists/g. Kenya Hunter 5.3

Total Blocks Derrick Alston 60

## NABC ALL-DISTRICT 4

Twenty-one Dukes have earned National Association of Basketball Coaches All-District honors a total of 34 times. Nine players: Jim Tucker, Dick Ricketts, Sihugo Green, Willie Somerset, Jarrett Durham, Lionel Billingsy, Norm Nixon, Derrick Alston and Damian Saunders have earned NABC All-District in multiple seasons. Ricketts, Green and Somerset all earned First Team honors three times (Ricketts also was named honorable mention All-NABC as a freshman).

### DU'S NABC ALL-DISTRICT PICKS

Ed Dahler		1950
Chuck Cooper*		1950
Jim Tucker	HM	1952
Dick Ricketts*	HM	1952
Dick Ricketts*		1953
Dick Ricketts*		1954
Sihugo Green*		1954
Jim Tucker		1954
Dick Ricketts*		1955
Sihugo Green*		1955
Sihugo Green*		1956
Willie Somerset*	1st	1962
Willie Somerset*	1st	1964
Willie Somerset*	1st	1965
Billy Zopf	3rd	1969
Jarrett Durham	3rd	1970
Jarrett Durham	3rd	1971
Lionel Billingsy	2nd	1972
Lionel Billingsy	2nd	1974
Norm Nixon*	3rd	1976
Norm Nixon*	1st	1977
Bruce Atkins	2nd	1982
Rick Suder	1st	1986
Mark Stevenson	1st	1990
James Hargrove	2nd	1992
Derrick Alston	2nd	1992
Derrick Alston	1st	1994
Tom Pipkins	2nd	1997
Aaron Jackson	1st	2009
Damian Saunders	1st	2010
Damian Saunders	2nd	2011
Bill Clark	1st	2011
Marcus Weathers	2nd	2020
Dae Dae Grant	2nd	2023

\* - jersey retired

### MULTIPLE-YEAR HONOREES

Jim Tucker	1952, '54
Dick Ricketts	1952, '53, '54
Sihugo Green	1954, '55, '56
Willie Somerset	1962, '64, '65
Jarrett Durham	1970, '71
Lionel Billingsy	1972, '74
Norm Nixon	1976, '77
Derrick Alston	1992, '94
Damian Saunders	2010, '11

## COLLEGE SPORTS COMMUNICATORS ACADEMIC ALL-AMERICA

### ACADEMIC ALL-AMERICA

1968-69	Bill Zopf, Jr.	1st Team
1969-70	Bill Zopf, Sr.	1st Team

### ACADEMIC ALL-DISTRICT

2002-03	Jimmy Tricco, Jr.	Dist. 2 (1st)
2003-04	Jimmy Tricco, Gr.	Dist. 2 (1st)
2006-07	Kieron Achara, Jr.	Dist. 2 (1st)
2007-08	Kieron Achara, Gr.	Dist. 2 (1st)
2008-09	Jason Duty, Jr.	Dist. 2 (1st)
2009-10	Jason Duty, Sr.	Dist. 2 (1st)

# IN-SEASON TOURNAMENTS

## IN-SEASON TOURNAMENTS ON THE ROAD

Duquesne defeated Indiana State, Air Force and Loyola Marymount on consecutive days to win the 2020 Junkanoo Jam at Bimini, Bahamas. It was DU's first in-season tournament title since December of 2002 (FIU New Year's Classic wins over St. Francis Brooklyn and host Florida International).

1953	Holiday Festival - <b>CHAMPS</b>	New York City	*3-0
1954	Holiday Festival - <b>CHAMPS</b>	New York City	*3-0
1955	Holiday Festival	New York City	1-2
1955	DePaul Tournament	Chicago, Ill.	0-2
1956	Bluegrass Tournament	Louisville, Ky.	1-1
1957	Dixie Classic	Raleigh, N.C.	1-2
1958	All College Tournament	Oklahoma City, Okla.	*1-1
1959	Keystone Classic	Harrisburg, Pa.	0-2
1961	Quaker City Tournament	Philadelphia, Pa.	2-1
1962	Holiday Festival	New York City	0-2
1964	Charlotte Tournament	Charlotte, N.C.	0-2
1966	Holiday Festival	New York City	0-2
1967	Quaker City Tournament	Philadelphia, Pa.	2-1
1968	All College Tournament	Oklahoma City, Okla.	*2-1
1972	Quaker City Tournament	Philadelphia, Pa.	1-2
1973	Holiday Festival	New York City	1-1
1974	Big Sun Invitational	St. Petersburg, Fla.	1-1
1975	Far West Classic	Portland, Ore.	1-2
1976	Maryland Invitational	College Park, Md.	1-1
1978	West Virginia Classic - <b>CHAMPS</b>	Morgantown, W.Va.	*2-0
1980	Golden Gate Classic	San Francisco, Calif.	*1-1
1982	Kentucky Tournament	Lexington, Ky.	0-2
1983	Carrier Classic	Syracuse, N.Y.	0-2
1984	Rochester Classic	Rochester, N.Y.	*1-1
1985	Connecticut Mutual Classic	Hartford, Conn.	1-1
1986	UNLV Rebel Round-up	Las Vegas, Nev.	0-2
1987	Great Alaska Shootout	Anchorage, Alaska	0-3
1988	Illini Classic	Champaign, Ill.	0-2
1989	Toledo MVP Tournament	Toledo, Ohio	0-2
1991	Lobo Classic	Albuquerque, N.M.	*1-1
1992	Arizona State Classic	Tempe, Ariz.	1-1
1997	Top of the World Classic	Fairbanks, Alaska	1-2
2000	Hawaii Pacific Thanksgiving Classic	Honolulu, Hawaii	1-2
2000	Boilermaker Invitational	W. Lafayette, Ind.	1-1
2002	San Juan Shootout	San Juan, Puerto Rico	1-2
2002	FIU New Years Classic - <b>CHAMPS</b>	Miami, Fla.	*2-0
2004	NABC Classic	Albuquerque, N.M.	1-2
2007	Iowa Realty Invitational	Des Moines, Iowa	1-1
2010	O'Reilly Auto Parts CBE Classic+	Cullowhee, N.C.	3-1
2012	2K Sports Classic^	Valparaiso, Ind.	2-2
2013	Legends Classic=	Pittsburgh, Pa.	2-2
2016	Gulf Coast Showcase&	Estero, Fla.	2-1
2017	Bluegrass Showcase<	Lexington, Ky.	1-3
2018	Las Vegas Classic>	Las Vegas, Nev.	3-1
2019	Gotham Classic#	Pittsburgh, Pa.	3-1
2020	Junkanoo Jam - <b>CHAMPS</b>	Bimini, Bahamas	*3-0
2020	St. Pete Shootout	St. Petersburg, Fla.	1-1
2022	Paradise Jam	St. Thomas, Virgin Islands	1-2

\* - advanced to tournament final

+ - non-tournament format game one at Iowa; games 2-4 at Cullowhee, N.C.

^ - non-tournament format game one at Arizona; games 2-4 at Valparaiso, Ind.

= - non-tournament format game one at Georgetown; games 2-4 at Palumbo Center.

& - Duquesne lost the opener and came back to win the consolation bracket (8-team event)

< - non-tournament format game two at Kentucky; games 1, 3 and 4 at Palumbo Center

> - non-tournament format, games 1-2 at Palumbo Center; games 3-4 at Orleans Arena in Las Vegas

# - non-tournament format, games 1-2 at Palumbo Center; game 3 at Akron, Ohio & game four at South Bend, Ind.

## AT PITTSBURGH

Duquesne went 35-13 with 12 titles while competing in the Pittsburgh-based Steel Bowl with the University of Pittsburgh from 1952-53 through 1975-76 (DU did not compete in the first Steel Bowl in 1951-52). The first 13 tourneys were played at Pitt's Fitzgerald Field House - which served as DU's home court from 1956-57 through 1963-64 - and the last 12 at Pittsburgh's Civic Arena. The Pennsylvania Classic was also played at the Civic Arena the final year of the Steel Bowl. The Steel Bowl was reincarnated as the Pittsburgh Classic in December of 1976 in Duquesne and Pitt's first season as members of the Eastern Collegiate Basketball League (ECBL). The last city tournament featuring Duquesne and Pitt was the Golden Triangle Classic in 1983-84 (Pitt's second season in the Big East). DU also hosted the Duquesne Holiday Tournament in 2005-06.

1952-53	Steel Bowl - Fitzgerald Field House - <b>co-CHAMPS</b>	2-0
	Cornell (W, 77-59), Dartmouth (W, 83-55)	
1953-54	Steel Bowl - Fitzgerald Field House - <b>CHAMPS</b>	2-0
	Wake Forest (W, 76-61), at Pitt (W, 79-43)	
1954-55	Steel Bowl - Fitzgerald Field House	1-1
	Fordham (W, 67-45), George Washington (L, 64-71)	
1955-56	Steel Bowl - Fitzgerald Field House - <b>CHAMPS</b>	2-0
	Geneva (W, 65-61), at Pitt (W, 71-49)	
1956-57	Steel Bowl - Fitzgerald Field House	1-1
	Geneva (W, 65-52), at Pitt (L, 50-59)	
1957-58	Steel Bowl - Fitzgerald Field House - <b>CHAMPS</b>	2-0
	Miami, Ohio (W, 77-66), at Pitt (W, 81-64)	
1958-59	Steel Bowl - Fitzgerald Field House	1-1
	Clemson (W, 71-54), at Pitt (L, 56-71)	
1959-60	Steel Bowl - Fitzgerald Field House	1-1
	William & Mary (W, 53-52), at Pitt (L, 44-75)	
1960-61	Steel Bowl - Fitzgerald Field House - <b>CHAMPS</b>	2-0
	Tennessee (W, 79-64), at Pitt (W, 80-66)	
1961-62	Steel Bowl - Fitzgerald Field House - <b>CHAMPS</b>	2-0
	Duke (W, 66-61), at Pitt (W, 73-70)	
1962-63	Steel Bowl - Fitzgerald Field House	1-1
	Boston College (W, 57-45), at Pitt (L, 59-85)	
1963-64	Steel Bowl - Fitzgerald Field House	1-1
	Westminster (W, 79-55), at Pitt (L, 67-69 OT)	
1964-65	Steel Bowl - Civic Arena	1-1
	Miami, Fla. (L, 95-99), Virginia Tech (W, 99-84)	
1965-66	Steel Bowl - Civic Arena - <b>CHAMPS</b>	2-0
	George Washington (W, 84-60), Miami, Ohio (W, 64-60)	
1966-67	Steel Bowl - Civic Arena	1-1
	Indiana State (L, 84-90), Pitt (W, 72-65)	
1967-68	Steel Bowl - Civic Arena - <b>CHAMPS</b>	2-0
	Air Force (W, 64-52), Pitt (W, 100-66)	
1968-69	Steel Bowl - Civic Arena - <b>CHAMPS</b>	2-0
	St. John's (W, 72-62), Pitt (W, 57-42)	
1969-70	Steel Bowl - Civic Arena - <b>CHAMPS</b>	2-0
	Marshall (W, 120-75), Miami, Fla. (W, 94-88)	
1970-71	Steel Bowl - Civic Arena	1-1
	Pitt (L, 58-70), William & Mary (W, 79-54)	
1971-72	Steel Bowl - Civic Arena - <b>CHAMPS</b>	2-0
	Wake Forest (W, 56-55), Pitt (W, 87-67)	
1972-73	Steel Bowl - Civic Arena - <b>CHAMPS</b>	2-0
	Pitt (W, 67-61), Jacksonville (W, 82-73)	
1973-74	Steel Bowl - Civic Arena	0-2
	Pitt (L, 65-82), Clemson (L, 66-71)	
1974-75	Steel Bowl - Civic Arena	1-1
	Pitt (W, 100-94), Oregon (L, 82-90)	
1975-76	Steel Bowl - Civic Arena	1-1
	Pitt (W, 75-74), UNLV (L, 83-86)	
1975-76	Pennsylvania Classic - Civic Arena	1-1
	Penn State (W, 76-70), Penn (L, 81-84 3OT)	
1976-77	Pittsburgh Classic - Civic Arena	1-1
	Hofstra (L, 70-76), Pitt (W, 79-78)	
1983-84	Golden Triangle Tournament - Civic Arena	0-2
	Pitt (L, 59-64), Baylor (L, 49-59)	
2005-06	Duquesne Holiday Tournament - Palumbo Center	0-2
	Troy (L, 72-78), Appalachian State (L, 68-71)	

Steel Bowl Tournament (12 titles in 24 events)	35-13
Pennsylvania Classic (1)	1-1
Pittsburgh Classic (1)	1-1
Golden Triangle Tournament (1)	0-2
Duquesne Holiday Tournament (1)	0-2

# AT MADISON SQUARE GARDEN

## THE DUKES AT MSG

Duquesne is 37-29 all-time at Madison Square Garden. DU's first game at MSG was a 31-20 win over Manhattan on Jan. 30, 1935. Duquesne hasn't played in the Garden since a 114-107 win over Iona on Jan. 22, 1991. The Iona game was the first of a doubleheader followed by Connecticut vs. St. John's. Prior to the Iona game, DU's previous game at MSG was an 84-69 loss to St. John's on Feb. 11, 1978 (the first half of a doubleheader with Rutgers and North Carolina State). Duquesne is 15-15 in NIT games at the Garden (all between 1940 and 1970). DU won its lone national championship in the 1955 NIT at Madison Square Garden (70-58 over Dayton).

Jan. 30, 1935	at Manhattan	W	31-20	
Feb. 15, 1935	at Long Island U.	W	30-25	
Jan. 8, 1936	at Long Island U.	L	34-36	
Jan. 9, 1937	at Long Island U.	L	26-33	
Jan. 22, 1938	at Long Island U.	L	41-46	
Feb. 7, 1940	at Long Island U.	W	36-32	
Mar. 11, 1940	vs. St. John's	W	38-31	NIT
Mar. 13, 1940	vs. Oklahoma A&M	W	34-30	NIT
Mar. 15, 1940	vs. Colorado	L	40-51	NIT
Feb. 8, 1941	at Long Island U.	W	35-34	
Mar. 18, 1941	vs. Ohio U.	L	40-55	NIT
Feb. 9, 1942	at Long Island U.	L	34-44	
Feb. 8, 1943	at Long Island U.	L	29-34	
Mar. 17, 1947	vs. Utah	L	44-45	NIT
Feb. 17, 1948	at Long Island U.	L	48-55	
Jan. 1, 1949	at Long Island U.	W	54-45	
Feb. 16, 1950	(#7) at (#6) Long Island U.	W	60-53	
Mar. 14, 1950	(#6) vs. (#10) La Salle	W	49-47	NIT
Mar. 16, 1950	(#6) vs. CCNY	L	52-62	NIT
Mar. 18, 1950	(#6) vs. (#9) St. John's (OT)	L	67-69	NIT
Mar. 10, 1952	(#4) vs. (#13) Holy Cross	W	78-68	NIT
Mar. 11, 1952	(#4) vs. La Salle	L	46-59	NIT
Mar. 12, 1952	(#4) vs. (#15) St. Bonaventure	L	31-49	NIT
Mar. 7, 1953	(#18) vs. Tulsa	W	88-69	NIT
Mar. 10, 1953	(#11) vs. (#9) Western Kentucky	W	69-61	NIT
Mar. 12, 1953	(#11) vs. (t#20) St. John's	L	55-64	NIT
Mar. 14, 1953	(#11) vs. (t#20) Manhattan (TV)	W	81-67	NIT
Dec. 26, 1953	(#3) vs. NYU	W	75-49	HF
Dec. 28, 1953	(#3) vs. Brigham Young	W	69-47	HF
Dec. 30, 1953	(#2) vs. Niagara	W	66-61	HF
Mar. 10, 1954	(#3) vs. Saint Francis	W	69-63	NIT
Mar. 11, 1954	(#3) vs. Niagara	W	66-51	NIT
Mar. 12, 1954	(#3) vs. (#9) Holy Cross	L	62-71	NIT
Dec. 27, 1954	(#9) vs. Villanova	W	87-68	HF
Dec. 29, 1954	(#8) vs. (#4) Dayton	W	90-75	HF
Dec. 31, 1954	(#8) vs. (#3) La Salle	W	67-65	HF
Mar. 14, 1955	(#6) vs. Louisville	W	74-66	NIT
Mar. 17, 1955	(#6) vs. Cincinnati	W	65-51	NIT
Mar. 19, 1955	(#6) vs. (#9) Dayton	W	70-58	NIT
Dec. 26, 1955	(#20) vs. Fordham (OT)	W	73-70	HF
Dec. 28, 1955	vs. UCLA	L	57-72	HF
Dec. 30, 1955	vs. (#14) Holy Cross	L	57-61	HF
Mar. 10, 1956	vs. Oklahoma A&M	W	69-61	NIT
Mar. 11, 1956	vs. (#6) Louisville	L	72-84	NIT
Mar. 1, 1962	vs. Seton Hall	W	94-80	
Mar. 17, 1962	vs. Navy	W	70-58	NIT
Mar. 20, 1962	vs. (#6) Bradley	W	88-85	NIT
Mar. 22, 1962	vs. St. John's	L	65-75	NIT
Mar. 24, 1962	vs. Loyola (Ill.)	L	84-95	NIT
Dec. 26, 1962	vs. NYU	L	66-71	HF
Dec. 28, 1962	vs. Pennsylvania	L	70-89	HF
Mar. 17, 1964	vs. Army (OT)	L	65-67	NIT
Jan. 7, 1965	at Iona	L	61-63	
Jan. 6, 1966	at Iona	W	74-57	
Dec. 26, 1966	vs. Providence	L	55-82	HF
Dec. 27, 1966	at (#8) St. John's	L	60-91	HF

Mar. 17, 1968	vs. Fordham	L	60-69	NIT
Jan. 31, 1970	at Long Island	W	50-48	
Mar. 13, 1970	vs. Georgia Tech	L	68-78	NIT
Feb. 20, 1971	(#10) vs. St. Peter's	W	104-98	
Jan. 29, 1972	vs. Army	W	69-62	
Feb. 17, 1973	at St. Peter's	W	127-85	
Dec. 27, 1973	vs. Princeton	L	62-72	HF
Dec. 28, 1973	vs. Illinois	W	85-83	HF
Feb. 11, 1978	at St. John's	L	69-84	
Jan. 22, 1991	at Iona	W	114-107	

(AP) rank in parentheses (Duquesne in left column)

<b>OVERALL</b>	<b>37-29</b>
MSG III (1925-68)	31-25
MSG IV (Feb. 1968-current)	6-4
National Invitation Tournament	15-15
Holiday Festival	8-7

## MOST GAMES AT MSG IN A SEASON

6	1953-54	3 Holiday Festival & 3 NIT	5-1
6	1954-55	3 Holiday Festival & 3 NIT	6-0

**NOTE:** Duquesne played 24 games at the Garden between 1951-52 & 1955-56 (a span of five seasons)