

2014 & 2019 Atlantic 10 Champions · 7 Postseason Berths in Last 10 Years (2 NCAA, 5 WNIT)



2021-22 Fordham Women's Basketball

Assistant Sports Information Director (Women's Basketball Contact): Ryan Uhlich

Email: ruhlich@fordham.edu | Office: 718-817-4241 | Cell: 201-873-6616 | Fax: 718-817-4244 | FordhamSports.com

2021-22 Fordham Schedule (15-5, 6-2 A-10)

NOVEMBER (4-3)

9	Quinnipiac	W, 79-71 (OT)
13	at NR/RV Seton Hall	W, 82-63
18	at RV/RV Notre Dame	L, 56-71
21	RV/RV Michigan State	W, 71-68
25	vs. #6/8 Baylor #	L, 45-68
26	vs. Houston #	W, 67-53
27	vs. Arizona State #	L, 43-58

DECEMBER (4-0)

2	Stony Brook	W, 71-59
5	Princeton	W, 76-67
8	Manhattan	W, 65-63
12	Lafayette	W, 71-36
29	RV/RV Florida Gulf Coast	PPD

JANUARY (7-2)

2	Fairleigh Dickinson	W, 63-36
5	Saint Louis *	PPD
9	La Salle **	L, 62-71
12	at George Mason *	W, 73-64
15	at VCU *	W, 54-48
19	George Washington *@	W, 61-53
21	at Davidson *	W, 63-51
23	at Dayton *&	L, 48-52
26	Saint Joseph's *	W, 55-35
29	St. Bonaventure *	W, 62-54

FEBRUARY (0-0)

5	at Duquesne *	2 p.m.
13	at NR/RV Rhode Island *	1 p.m.
16	at Massachusetts *	7 p.m.
19	RV/NR Dayton *	2 p.m.
23	at Richmond *	6 p.m.
26	Davidson *	2 p.m.

March (0-0)

2-6	Atlantic 10 Championship	TBA
-----	--------------------------	-----

* - Atlantic 10 game
 # - Cancun Challenge
 ^ - CBS Sports Network game
 @ - NBC Sports Digital game
 & - ESPN game
 Home Games in Bold

Game 21

Pittsburgh, Pa. - UPMC Cooper Fieldhouse



Fordham Rams (15-5, 6-2 A-10)

at

Duquesne Dukes (9-12, 4-5 A-10)

Saturday, February 5, 2022 - 2 p.m.



NEWS AND NOTES

- The Rams have had three different Atlantic 10 Players of the Week this season. First it was Asiah Dingle after averaging 26.0 points, 9.5 rebounds, 5.0 steals, and 3.0 assists over wins against Quinnipiac and Seton Hall to kick the season off. The week after it was Kaitlyn Downey after averaging 19.5 points at Notre Dame and against Michigan State, including a career-high-matching 24 points in the win over the Spartans. Anna DeWolfe has now earned the award twice this year, this week being the most recent. It's only the third time in program history three different Rams have garnered the award and just the second time in the A-10 era - last year DeWolfe, Downey, and Heremaia earned Player of the Week at least once.

- As of Thursday, NCAA's NET rankings has Fordham 59th, fourth-best in the Atlantic 10, with the 73rd-lowest average opponent NET rank (130). The Rams, with the 55th-hardest nonconference Strength of Schedule, are 5-4 against current top-100 teams. They are 0-2 against the top-25 (Notre Dame, Baylor), 1-1 against 25-50 teams (Princeton, Arizona State), and 5-1 against teams in the back half of the top-100 (Michigan State, Houston, Stony Brook, VCU, Dayton). Rhode Island (47th), Dayton (49th), and UMass (50th), are just ahead of Fordham.

- The Rams' nonconference schedule, Coach Gaitley's "toughest ever" in her career, featured five predicted conference favorites (Quinnipiac, Baylor, Stony Brook, Princeton, Florida Gulf Coast), one runner-up (Manhattan), and three third-place finishes (Seton Hall, Michigan State, Houston), plus two NCAA champions (Baylor, Notre Dame), and six programs that received votes in at least one national preseason poll. The Rams finished 49th in NET heading into conference action.

- For the first time in the Atlantic 10 era, Fordham had three different players on All-Conference teams last Spring, featuring Anna DeWolfe as the Atlantic 10 Co-Player of the Year, plus a member of the First and All-Academic Teams, and WBCA All-America Honorable Mention. Kendell Heremaia was named to the Second Team and Kaitlyn Downey to the Third and All-Academic Teams. DeWolfe and Downey became the first Ram duo to earn All-Academic honors in the same year, with DeWolfe also garnering CoSIDA Academic All-District honors. Not to mention Asiah Dingle, who was named Second Team All-America East while at Stony Brook, too.


- Over 10-plus years under head coach Stephanie Gaitley, Fordham has won two Atlantic 10 championships (2014 and 2019), has seven 20-win seasons, two more than in the 40 years before her arrival, and seven of the program's 12 postseason berths all-time, including two trips to the NCAA Tournament and five appearances in the WNIT (2019-20 would've seen a sixth WNIT berth had the COVID-19 pandemic not ended the season abruptly). Gaitley, the winningest and longest tenured coach in Fordham women's basketball history, has a career 217-117 record in the Bronx, good for a .650 win percentage, second-highest all-time.

PROBABLE STARTERS



Anna DeWolfe
 #2 | 5'8 | G | Jr.

PPG	20.0
APG	2.9
SPG	1.6
FG%	.416
3FG%	.329
MPG	38.4



Asiah Dingle
 #3 | 5'4 | G | Sr.

PPG	13.9
RPG	5.3
APG	3.1
SPG	2.2
FG%	.415
MPG	34.0



Kendell Heremaia
 #20 | 5'9 | G | Gr.

PPG	10.3
RPG	6.0
APG	2.3
FG%	.351
3FG%	.271
MPG	28.8



Kaitlyn Downey
 #24 | 6'1 | F | Sr.

PPG	8.3
RPG	5.6
APG	2.5
FG%	.424
3FG%	.407
MPG	27.9



Megan Jonassen
 #43 | 6'0 | F | Sr.

PPG	4.9
RPG	6.1
OREB/G	3.2
FG%	.494
FT%	.700
MPG	22.8

GAME COVERAGE**Watch:** ESPN+**Listen:** WFUV (90.7 FM & wfuvsports.org)
Dylan Balsamo
Andrew Gullotta**Setting the Scene**

Fordham (15-5, 6-2) begins a three-game road swing over the next two weeks, starting at Duquesne on Saturday, February 5, at 2 p.m. on ESPN+ and WFUV.

Last Time Out

Fordham capped a stretch of five games in 10 days with a 62-54 win over St. Bonaventure last Saturday afternoon, finishing with a 4-1 record. Fordham was in control of the contest for much of the first half, leading by four at halftime, but the Bonnies duo of Asiana Johnson and Iyanna Lops, plus five third-quarter Fordham turnovers, led to St. Bonaventure tying the game on several occasions and eventually breaking through to take a pair of leads. The Rams answered nearly every time but Johnson's 10th point of the period led to the visitors' first lead since the opening frame. After several more back-and-forth possessions, Fordham finished the period with two baskets in the final minute to take the lead back for good - Asiah Dingle fighting through traffic in the corner and sinking a three. The defense held the Bonnies to just 4-of-17 shooting in the fourth, while the offense committed just one turnover, to see out the victory.

Anna DeWolfe scored 20 points to lead the way while playing all 40 minutes, with Dingle adding 14 points, five rebounds, a game-high three steals, and two assists over 38 minutes. Kaitlyn Downey produced 12 points, a game-high five dimes, four boards, two blocks, and a steal, while Megan Jonassen corralled a season-high 12 rebounds to go with eight points.

Series History with Duquesne

The Dukes hold a 22-10 all-time advantage since the Rams joined the Atlantic 10 in 1996. Duquesne dominated the series for the first two decades, with just five Fordham wins over that timeframe, most notably the A-10 Championship quarterfinals, 45-41, in 2014 en route to the program's first title. Since the 2016-17 season, however, the Rams have won five of the last six meetings, including a 76-34 drubbing in the 2019 A-10 Championship semifinals en route to the program's second title, and the most recent contest - a 54-47 win in Dayton in the 2020 A-10 quarterfinals.

Triple D - DeWolfe, Dingle, Downey

Shut the front door! So far this season, the Fordham trio have been gnarly, righteous, dynamite, and, perhaps most importantly, the bomb-dot-com. All three already have one A-10 Player of the Week award so far this season. Combined, they make up 66.1% of the team's scoring on a combined 41.6% shooting overall. They are the real deal. For context for the uninitiated, this entire blurb is related to Guy Fieri's Diners, Drive-Ins, and Dives.

Hungry Like DeWolfe

The reigning Atlantic 10 Co-Player of the Year became the 24th Ram to reach 1,000 career points on December 12 against Lafayette, doing so on a patented mid-range jumper, hitting nothing but net. Her season average is back above 20 after becoming just the third Ram to ever finish a season at that number last year, and has now scored 20 or more in seven straight games. At the end of her sophomore campaign, DeWolfe ranked 22nd nationally with 20.8 points per game, one of seven underclassmen in the top-25, and was 25th with 37.3 minutes played and 29th with 2.7 threes per contest. DeWolfe has started 65 consecutive contests in her collegiate career, beginning with her first game against #16 Notre Dame at home in front of a sold out Rose Hill Gym where she nearly triple-doubled (10 points, 9 rebounds, 9 assists) in a close five-point loss to the Irish. DeWolfe was a three-time Rookie of the Week and All-Rookie selection that year while leading all freshmen in minutes played (1,152).

DeWolfe leads the Atlantic 10 in scoring (20.0 points per game) on 41.6% overall shooting, 32.9% from distance, and 87.8% from the line. She is second on the team with 57 assists and 31 steals, and is currently second in the nation in minutes played (769) and 38.4 minutes per game, and 24th in points per game.

Up Next

Fordham remains on the road to play at Rhode Island next Sunday, February 13, at 1 p.m.

Series History vs. Duquesne

All-Time	10-22
at Fordham	5-9
at Duquesne	3-11
Neutral Site	2-2
Last Meeting	W, 68-49
1/22/21 - Bronx, N.Y.	

THE UNIVERSITY

School	Fordham University
City/Zip	Bronx, N.Y., 10458
Founded	1841
Enrollment (Undergraduate)	8,855
Nickname	Rams
School Colors	Maroon and White
Home Court (Capacity)	Rose Hill Gym (3,200)
Affiliation	NCAA Div. I
Conference	Atlantic 10
President	Joseph McShane, S.J.
Alma Mater, Yr.	Boston College '72
Director of Intercollegiate Athletics	Ed Kull
Athletic Dept. Phone	(718) 817-4300
Ticket Office Phone	(855) RAM-TIXS

WOMEN'S BASKETBALL COACHING STAFF

Head Coach	Stephanie V. Gaitley
Alma Mater/Year	Villanova '82
Record at School (years)	217-117 (11 years)
Overall Record (years)	681-387 (36 years)
Office Phone	(718) 817-4270
Assistant Coach	Candice Green
Assistant Coach	Anita Jennings
Assistant Coach	Lauren Holden
Director of Women's Basketball Operations	Allie Keller
Video Analyst	Paige Corkins
Director of Women's Basketball Administration	Liz Brown
Director of Player Development	TBD
Head Athletic Trainer	Erin Cameron
Assistant Athletic Trainer (WBB Trainer)	Allie Griffin
Asst. A.D. for Equip./Purchasing	Jean-Michel Royall
Asst. Academic Advisor	Thomas Campbell

TEAM INFORMATION

2020-21 Overall Record	12-6
2020-21 Atlantic 10 Record (Finish)	8-2 (2nd)
Postseason	WNIT
Lettermen Returning/Lost	11/3
Starters Returning/Lost	4/1
Newcomers	6

TEAM HISTORY

First Year of Women's Basketball	1970-71
Overall All-Time Record	665-763 (51 seasons)
Number of years in NCAA/Last	3/2019
Last NCAA Opponent	#12 Syracuse (3/23/19 - 1st Round)

SPORTS INFORMATION

Sports Information Director	Joe DiBari
SID Office Phone	(718) 817-4240
Cell Phone	(917) 539-5061
Email	dibari@fordham.edu
SID FAX	(718) 817-4244
Assistant SID (WBB Contact)	Ryan Uhlich
Phone	(718) 817-4241
Cell Phone	(201) 873-6616
Email	ruhlich@fordham.edu
Press Row Phone Number	(718) 817-2736
Sports Hotline	(718) 817-2RAM
Homepage Address	www.fordhamsports.com
SID Mailing Address	441 East Fordham Road
.....	Bronx, NY 10458

When referring to Fordham women's sports, please only use the nickname RAMS.

Lady Rams, Ramettes, etc. are no longer the names of any Fordham Athletics team.

2021-22 Fordham Women's Basketball Roster

#	Name	Pos.	Cl.	Ht.	Hometown / High School (Previous School)
1	Matilda Flood	So.	G	5-9	Bathurst, Australia / Mackillop College
2	Anna DeWolfe *	Jr.	G	5-8	Cumberland, Maine / Greely
3	Asiah Dingle	Sr.	G	5-4	Boston, Mass. / Archbishop Williams (Stony Brook)
5	Catherine Polisano	Sr.	G	5-9	Ambler, Pa. / Germantown Academy
10	Millie Prior	Fr.	F	6-2	Sydney, Australia / Lake Ginninderra College
12	Edona Thaqi	Gr.	G	5-9	Stamford, Conn. / Westhill
13	Sarah Karpell	Jr.	G	5-7	Holmdel, N.J. / Saint John Vianney
14	Vilisi Tavui	R-Sr.	C	6-4	Nausori, Fiji / Lelean Memorial
20	Kendell Heremaia	Gr.	G	5-9	Whangarei, New Zealand / St. Peter's
21	Chloe Chaffin	R-Jr.	G	5-10	Kingston, N.Y. / Kingston
22	Lexie Tarul	Fr.	G	5-10	Bronx, N.Y. / St. John's Prep
23	Sophia Sabino	Fr.	G	5-9	Rumson, N.J. / Red Bank Catholic
24	Kaitlyn Downey *	Sr.	F	6-1	Hastings-on-Hudson, N.Y. / Maria Regina
30	Maranda Nyborg	So.	F	6-3	Bethel, Conn. / Bethel
33	Colleen McQuillen	Fr.	G	5-10	Cresskill, N.J. / Cresskill
40	Kate Deutsch	Jr.	F	5-11	Marlton, N.J. / Camden Catholic (Dickinson)
43	Megan Jonassen *	Sr.	F	6-0	Schwenksville, Pa. / Perkiomen Valley

* Team Captains

Coaching Staff

Head Coach: Stephanie V. Gaitley (Villanova '82, 11th Season)

Assistant Coach: Candice Green (Colgate '12, Third Season)

Assistant Coach: Anita Jennings (Saint Joseph's '95, Second Season)

Assistant Coach: Lauren Holden (Fordham '19, First Season)

Support Staff

Director of Basketball Operations: Allie Keller (Skidmore '15, Third Season)

Video Analyst: Paige Corkins (Concordia '17, First Season)

Director of WBB Administration: Liz Brown (Richmond '15, First Season)

Athletic Trainer: Allie Griffin (Virginia '11, Third Season)

Strength & Conditioning Coach: Josh Greer (Delaware '05, Seventh Season)

Pronunciation Guide

#2 Anna Duh-WOLF

#3 ASIA Dingle

#5 Catherine PAHL-eh-SAHN-oh

#12 EE-doan-uh Thacky

#13 Sarah Car-PELL

#14 Vill-EE-see Tah-VOO-ee

#20 Kendell Hair-uh-MY-uh

#21 Chloe CHAFE-in

#22 Lexi TAH-rull

#23 Sophia Suh-BEAN-oh

#30 Maranda NIGH-borg

#33 Colleen Mc-QWILL-inn

#40 Kate Doytch

#43 Megan JOHN-uh-sin

Stephanie GATE-lee

Roster By Location

New Jersey	4
New York	3
Australia	2
Connecticut	2
Pennsylvania	2
Maine	1
Massachusetts	1
Fiji	1
New Zealand	1

Roster By Class

Graduate (2):

Kendell Heremaia
Edona Thaqi

Senior (5):

Asiah Dingle
Kaitlyn Downey
Megan Jonassen
Catherine Polisano
Vilisi Tavui (RS)

Junior (4):

Chloe Chaffin (RS)
Kate Deutsch
Anna DeWolfe
Sarah Karpell

Sophomore (2):

Matilda Flood
Maranda Nyborg

Freshman (4):

Colleen McQuillen
Millie Prior
Sophia Sabino
Lexie Tarul

Kendell Here-oh-my!

Kendell Heremaia became the 23rd Ram to reach 1,000 points for her career, doing so at Seton Hall in the second game of this season, matching her career-high of 29 points and shooting a blistering 8-of-11 from behind the arc, just one off the single-game program record. Against GW, she became the 11th Ram to reach 700 career rebounds, as well. The New Zealand international has since ascended to 14th all-time with 1,169 career points and 6th with 746 boards, and is also currently seventh all-time with 199 made three-pointers, with Suzanne Maguire ('97) next at 200.

Heremaia has also racked up 298 assists and 130 steals over 136 career appearances and 108 starts, the latter two numbers ranking solo 2nd and 5th all-time. Only six other Rams have reached the 1,000-point, 500-rebound, 200-assist, 100-steal plateaus, most recently Samantha Clark ('16), but also featuring Becky Peters ('12) and Abigail Corning ('14) that have played under Coach Gaitley. Among that group, Heremaia has the third-fewest points and third-fewest rebounds and steals, but the second-most assists.

The Senior Captains

The two senior captains, Downey's third year and Jonassen's first, have been instrumental to Fordham's success in recent years. Downey, a three-time A-10 Player of the Week and a Third Team All-Conference selection a year ago, has never missed a game in her career, making her 100th straight appearance against George Washington in her 94th start. The Hastings-on-Hudson, N.Y. native is up to 871 career points, an average of 8.4 for her career, and 603 rebounds, a clip of 5.8 per contest. She has been a consistent shooter through her career, hitting 39.4% from the field (312-of-792) with a rate of 33.9% from distance, including a career-best 40.7% this season, which is currently eighth-best in a single season in program history.

Jonassen, who has missed just three games in her career and made her 100th appearance against Saint Joseph's, is more known for her rebounding prowess, averaging 4.3 for her career with a whopping 244 offensive rebounds of 439 total (55.6%). A consistent shooter from the floor, whether its in the paint or a patented long jumper, hitting 45.4% of her attempts, she has put in tremendous work in becoming a better free-throw shooter: after making just 20-of-53 over her first two seasons (37.7%), she has been a 68.9% shooter from the stripe this year and last, including a mark of 70.0% this season.

100 Straight

Kaitlyn Downey made her 100th consecutive appearance to begin her collegiate career in a home win over George Washington on January 19th. She is one of just 14 active players in Division I that have done the same, including Saint Louis' C'iaja Harbison. Downey has now appeared in 104 straight contests, making 98 starts.

Dingle All The Way

The Boston native made her 100th career appearance against St. Bonaventure last Saturday, starting all 20 games for the Rams so far this season. The year's first first A-10 Player of the Week after averaging 26.0 points, 9.5 rebounds, 5.0 steals, and 3.0 assists over 39.5 minutes of two exciting wins to begin the campaign, Dingle leads the team in assists and steals, is second in scoring and fourth in rebounding. For her career across three schools, she has accumulated 1,298 points at an average of 13.0 per game. She is a 42.2% career shooting with 3.7 rebounds, 3.1 assists, and 2.0 steals per game.

The Kids Are Alright

The Fordham starting lineup is composed entirely of upperclassmen but several undergrads have been integral to the team's rotation. Freshman Millie Prior started in her collegiate debut for the absent Megan Jonassen and flashed her prowess with nine offensive rebounds out of 10 total with seven points, two steals, and a block over 32 minutes. She missed four games due to injury but has played in every other and is averaging 1.3 points and 2.1 rebounds, including 23 offensive boards of 33.

Sophomore Maranda Nyborg has appeared in all 20 games and leads the team in field goal percentage (50.0%), albeit on limited shots (22-of-44) and is second with 15 blocks. In league play, she is scoring 2.5 points on 52.9% shooting with a team-high six blocks. Matilda Flood missed one game but has appeared in all others, averaging 1.7 points and 2.8 rebounds. The trio have helped on the offensive glass with 23, 14, and 20, respectively.

Chairwomen of the Boards

Fordham was beastly on the boards last year, averaging 38.4 per contest and with the 22nd-highest rebounding margin in the country (7.6), holding opponents to just 30.8 boards. The Rams grabbed 213-of-691 rebounds on the offensive glass, or 30.8%, and had six players with at least 17 offensive boards. Downey was 35th in the country with 10.2 rebounds per game and 11th overall with 8.5 defensive boards per game, while Jonassen was 20th with 3.9 o-boards per game. Jonassen (244-of-439) has more offensive boards in her career than defensive (55.6%).

Through 20 games, Fordham's rebounding totals are below last year's, averaging 35.0 boards per game, but are hitting the offensive glass even harder than a year ago, with a whopping 237 offensive rebounds out of 701 total (33.8%). Jonassen unsurprisingly leads the way with 60 o-boards but seven other Rams are also in double figures - Dingle (39), Prior (23), Downey (23), Flood (20), Heremaia (17), Karpell (16), and Nyborg (14) each just behind her, all but the latter three averaging one per game or better.

Tale of the Tape

63.3	Points Per Game	63.3
63.1	Points Allowed Per Game	57.0
+0.2	Scoring Margin	+6.3
.401	Field Goal Percentage	.402
156-488	Three-Point Field Goals	131-424
.320	Three-Point Field Goal Pct.	.309
214-308	Free Throws	178-239
.695	Free Throw Percentage	.745
34.7	Rebounds Per Game	35.0
-2.1	Rebounding Margin	+2.6
14.7	Assists Per Game	14.1
14.9	Turnovers Per Game	13.8
7.5	Steals Per Game	7.2
3.0	Blocks Per Game	2.9

Gaitley's "Most Challenging" Nonconference Schedule Yet

Fordham women's basketball head coach Stephanie Gaitley called this year's nonconference slate her "most challenging" of any of her teams in her career. It featured five predicted conference favorites (Quinnipiac, Baylor, Stony Brook, Princeton, Florida Gulf Coast), one runner-up (Manhattan), and three third-place finishers (Seton Hall, Michigan State, Houston), plus two NCAA champions (Baylor, Notre Dame), and six programs that received votes in at least one national preseason poll. Fordham had one top-25 win (Princeton) and four top-100 wins (Quinnipiac, Michigan State, Houston, Stony Brook), and finished nonconference 49th in the NET rankings.

Nationally Speaking (as of 2/3)

Like last year, stoppages in play lead to falling down the national and conference ranks in many categories, so per-game averages take on an added importance. Among their Division I peers, the Rams are 45th in scoring defense (57.0), 47th in turnovers per game (13.8), 64th in free-throw percentage (.745), 70th in assist/turnover ratio (1.02), and 89th in made three-pointers (131).

At the individual level, Anna DeWolfe is 2nd in minutes played per game (38.4) and 8th in total minutes (769), 25th in scoring (20.0), 6th in field-goal attempts (375) and 13th in makes (156), and is 28th with 51 made threes and 38th with 2.6 per game. Asiah Dingle is 83rd with 2.2 steals per game and 55th with 44 total steals.

5 Games in 10 Days

The Rams just wrapped up a 10-day stretch with five games, finishing with a 4-1 record. Fordham defeated George Washington, Saint Joseph's, and St. Bonaventure at home and Davidson on the road, but fell in heartbreaking fashion at Dayton. Over the five games, Fordham outscored opponents 57.8 to 49.0 (+8.8) while holding opponents to 34.5% shooting overall and 22.8% from distance. The offense, led by Anna DeWolfe's 19.4 points, recorded 68 assists to 62 turnovers while shooting 37.8% from the field and 30.9% from behind the arc. On the glass, Fordham outrebounded opponents, 37.4 to 30.4, with 62 offensive rebounds of 187 total (33.2%).

Conference-Only

The Rams are 6-2 in league action so far this year, outscoring opponents 59.8 to 53.5, with three of those wins coming on the road. The Rams are shooting 39.0% overall, 30.8% from deep, and 68.8% from the free-throw line, while holding opponents to 35.6% and 26.9%, respectively. On the glass, Fordham holds a 38.1 to 32.5 advantage and have 110 assists to opponents' 67, while committing just 103 turnovers.

Anna DeWolfe leads with 19.3 points on 38.6% shooting, 28.4% from behind the arc, and 17-of-18 from the stripe with 11 steals and the second-most assists (23). Asiah Dingle leads with 26 assists and 12 steals, and is averaging 14.4 points on 41.7% shooting and 35.3% from deep, while attempting a whopping 44 free-throw attempts, converting on 65.9%. Kaitlyn Downey is shooting 43.8% from deep (14-of-32). Megan Jonassen has 27 offensive boards to 32 defensive and Sarah Karpell has been fantastic recently, grabbing half of her 20 rebounds on the offensive end with 10 assists and terrific defense over 23.5 minutes.

Deeper Dive Into Games Won

In 15 wins this season, the Rams are outscoring opponents 67.5 to 54.7 (+12.8). Fordham is shooting 43.1% from the floor and 32.7% from distance and converting nearly half of its two-point attempts (49.0%). Fordham is outrebounding foes, 35.7 to 30.2, with 179 offensive boards out of 536 total (33.4%). Opponents are committing 16.2 turnovers per game with the Rams notching 8.0 steals and 3.3 blocks per contest and committing just 14.3 turnovers themselves.

Anna DeWolfe is leading the charge with 21.1 points per game on 43.8% shooting overall, 33.3% from deep, and 86.7% from the line, leading the squad with 49 assists, one of four Rams with 39+ assists. Asiah Dingle is averaging 14.9 points, 5.2 rebounds, 3.0 assists, and 2.5 steals. Three Rams

are averaging between 5.9 and 7.0 rebounds per game - Megan Jonassen with 7.0, Kendell Heremaia with 6.6, and Kaitlyn Downey with 5.9. Heremaia adds 11.6 points and 2.8 assists. Nyborg is shooting a team-high 55.2% on limited shooting with Jonassen behind here at 54.5%. Five players are shooting 43.0% or better from the field, while Downey is shooting 43.5% from distance.

This Is Our House

Since Coach Gaitley took over before the 2011-12 season, the Rams hold a 130-33 (79.8%) record at home across 163 contests. Over the last four-plus seasons, the Rams are 74-13 in the Rose Hill Gym, including a 35-7 mark in conference play and three straight Holiday Classic crowns. The loss to La Salle snapped a 12-game win streak, but Fordham now has two straight wins since.

60 is the Magic Number?

Fordham is 81-12 over its last five seasons when scoring 60 points or more, including an 8-3 mark last year and 13-1 record to begin this season. The offense has been clicking so far for the Rams, with seven of their wins coming with 70 or more points.

Defense, Defense, Defense

No stat better represents the Gaitley-infused defense than Fordham's 88-7 record when holding opponents under 50 points during her tenure. The Rams currently have 17 straight wins in such games.

Two Awesome Debuts

Against Quinnipiac, two Rams made their Fordham debuts in the starting lineup - Asiah Dingle's 34 points were tied for seventh-most all-time in a single game, her six steals were tied for third, just as her 13 free throw-attempts were, and her 11 makes from the line were tied for fifth all-time. At the Rose Hill Gym, those numbers move up to fifth, second, fourth, and second, respectively.

Meanwhile, freshman Millie Prior was thrust into the starting lineup with Megan Jonassen dealing with an illness and looked like she'd been starting for years. The Australian international played 32 minutes and hauled in nine offensive rebounds, fittingly grabbing her only defensive rebound towards the end of overtime on a Quinnipiac miss.

Rams in the Pros

G'mrice Davis ('18) and Mary Goulding ('19) are the two former Rams who graduated and currently play overseas. Davis currently plays in Turkey for Antalya 07, while Goulding plays for the Bendigo Spirit in Australia. Previously, Davis played in Poland, Australia (with Goulding and the Spirit), Israel, and Greece, while appearing in two summer camps with the WNBA's Minnesota Lynx. Goulding signed her first pro contract with Sweden's IK Eos before moving to Australia and playing with the Rockland Cyclones prior to her current tenure with the Spirit.

3 and D

Stephanie Gaitley's Rams have dominated the all-time top-10 for scoring defense, holding nine of the 10 spots with the 2008-09 squad holding the record with just 47.9 points allowed per game. Fordham was 31st nationally last season with 57.4 points allowed per game. Gaitley's Rams have held opponents under 50 points 95 times in 334 games (28.4%) and hold an 88-7 record in those contests.

Through eight conference games, the Rams are holding opponents to just 53.5 points per game, including three games with no more than 36 points allowed. That has pushed Fordham up from the mid-100's nationally in December in scoring defense all the way to 43rd currently (57.0) and second in the Atlantic 10.

Similarly, Gaitley's Rams are all over the top-10 for three-pointers made. In fact, they hold every spot in the top-seven, with the 2018-19 squad breaking the 2013-14 title-winning Rams' record by 23 (267 total). They also set the record for attempts with a whopping 826. Last year's team was on pace to finish sixth, shooting 36.8% as a group before the WNIT, but poor shooting in the final two games dropped them to 11th in program history at 35.0%.

1,000+ Games

Head coach Stephanie Gaitley, the program's winningest coach, coached her 1,000th game at Columbia on November 10, 2019. She has amassed a 681-386 career record over 36 seasons at five schools, including a 217-117 record over 10-plus seasons at Fordham. Those wins rank 30th all-time among Division I coaches and 13th among active coaches. She has the most win among active A-10 coaches, becoming the second coach to reach 200 A-10 victories with the win over George Mason last New Years Day.

Coach Gaitley Milestones

The 56-53 win over Rhode Island on February 7, 2021 was Gaitley's 200th victory in her Fordham career. She has coached in over 1,000 career games over 35 years and is 31st in Division I history in career wins, including 14th among active coaches.

Other milestone Fordham victories for Coach Gaitley include:

- First win: at home against Cleveland State, 52-43, on 11/16/11
- 50th win: at home against Saint Louis, 74-52, on 1/2/14
- 63rd win (to win her first A-10 title at Fordham): vs. Dayton, 63-51, on 3/9/14, in Richmond, Va.
- 100th win: vs. Little Rock, 65-43, at home in the opening round of the preseason WNIT, on 11/19/16
- 116th win (to become the program's leader in wins): home vs. Massachusetts, 74-43, on 2/11/17
- 166th win (to clinch the program's first A-10 regular season title): at Saint Joseph's, 51-41, on 3/2/19
- 169th win (to win her second A-10 title at Fordham): vs. VCU, 62-47, on 3/10/19, in Pittsburgh, Pa.
- 200th win: at home vs. Rhode Island, 56-53, on 2/7/21

Approaching 700 Wins

Stephanie Gaitley got her first career win against Siena on December 28, 1985. She got her 500th career victory while at Fordham, against Temple on March 10, 2013, in the Atlantic 10 Championship semifinals in Philadelphia and number 600 with a 72-48 win over St. Bonaventure on her birthday, January 25, 2018. After stops at Richmond, Saint Joseph's, LIU Brooklyn, Monmouth, and now in the Bronx, the Ocean City, N.J. native can claim what less than 50 Division I coaches all-time can: 600 career wins. She currently holds a 681-387 career record. She became the program's all-time winningest coach in 2016, against UMass, and has a 217-117 record with the Rams. While with three different schools in the A-10 over her career, she also has the second-most conference wins, 211, behind only George Washington's Joe McKee record by just 27.

2021-22 Atlantic 10 Standings (2/5)

Team	A-10	Overall
Dayton	8-0	17-3
Rhode Island	7-0	17-3
Fordham	6-2	15-5
La Salle	6-3	13-8
Massachusetts	4-3	16-5
VCU	4-3	9-8
Duquesne	4-5	9-12
Richmond	4-5	13-9
Davidson	3-5	12-8
St. Bonaventure	3-6	11-9
Saint Louis	2-4	6-12
Saint Joseph's	2-5	6-13
George Mason	2-7	8-13
George Washington	0-7	7-13

Atlantic 10 Preseason Coaches' Poll

(first place votes)

1. Dayton (11)
2. Rhode Island (2)
3. Fordham
4. Saint Louis
- VCU (1)
6. Massachusetts
7. Richmond
8. La Salle
9. Duquesne
10. Saint Joseph's
11. Davidson
12. George Washington
13. St. Bonaventure
14. George Mason

Fordham's 2021-22 Record When...

Playing Conference Games	6-2
Playing Non-Conference Games	9-4
At Home	10-1
On the Road	4-2
At Neutral Sites	1-2
Playing Day Games	6-4
Playing Night Games	9-1
Scoring 49 Points or Less	0-3
Scoring 50-59 Points	2-1
Scoring 60-69 Points	6-1
Scoring 70-79 Points	6-0
Scoring 80 or More Points	1-0
Allowing 49 Points or Less	4-0
Allowing 50-59 Points	5-2
Allowing 60-69 Points	5-1
Allowing 70 points or more	1-2
Leading at the Half	12-3
Trailing at the Half	2-2
Tied at the Half	1-0
Overtime Games	1-0
Outrebound Opponent	12-2
Outrebounded by Opponent	2-3
Rebounds Tied	1-0
Commit Fewer Turnovers	10-3
Commit More Turnovers	5-2
Turnovers Tied	0-0
Shoot Better than Opponent	12-0
Shoot Worse than Opponent	3-5
Hit More Free Throws than Opponent	8-0
Hit Less Free Throws than Opponent	7-5
Free Throws Tied	0-0
On Sunday	4-2
On Monday	0-0
On Tuesday	1-0
On Wednesday	4-0
On Thursday	1-2
On Friday	2-0
On Saturday	3-1

2021-22 Record by Starting Lineup

Starters	Record
DeWolfe, Dingle, Downey, Heremaia, Jonassen	12-5
DeWolfe, Dingle, Downey, Jonassen, Karpell	2-0
DeWolfe, Dingle, Downey, Heremaia, Prior	1-0

2021-22 Game-by-Game Starters

Opponent	Starters	Result
Quinnipiac	DeWolfe, Dingle, Downey, Heremaia, Prior	W, 79-71 (OT)
at NR/RV Seton Hall	DeWolfe, Dingle, Downey, Heremaia, Jonassen	W, 82-63
at RV/RV Notre Dame	DeWolfe, Dingle, Downey, Heremaia, Jonassen	L, 56-71
RV/RV Michigan State	DeWolfe, Dingle, Downey, Heremaia, Jonassen	W, 71-68
vs. #6/8 Baylor	DeWolfe, Dingle, Downey, Heremaia, Jonassen	L, 45-68
vs. Houston	DeWolfe, Dingle, Downey, Heremaia, Jonassen	W, 67-53
vs. Arizona State	DeWolfe, Dingle, Downey, Heremaia, Jonassen	L, 45-58
Stony Brook	DeWolfe, Dingle, Downey, Heremaia, Jonassen	W, 71-59
Princeton	DeWolfe, Dingle, Downey, Heremaia, Jonassen	W, 76-67
Manhattan	DeWolfe, Dingle, Downey, Heremaia, Jonassen	W, 65-63
Lafayette	DeWolfe, Dingle, Downey, Heremaia, Jonassen	W, 71-36
Fairleigh Dickinson	DeWolfe, Dingle, Downey, Jonassen, Karpell	W, 63-36
La Salle	DeWolfe, Dingle, Downey, Heremaia, Jonassen	L, 62-71
at George Mason	DeWolfe, Dingle, Downey, Heremaia, Jonassen	W, 73-64
at VCU	DeWolfe, Dingle, Downey, Heremaia, Jonassen	W, 54-48
George Washington	DeWolfe, Dingle, Downey, Heremaia, Jonassen	W, 61-53
at Davidson	DeWolfe, Dingle, Downey, Jonassen, Karpell	W, 63-51
at Dayton	DeWolfe, Dingle, Downey, Heremaia, Jonassen	L, 48-52
Saint Joseph's	DeWolfe, Dingle, Downey, Heremaia, Jonassen	W, 55-35
St. Bonaventure	DeWolfe, Dingle, Downey, Heremaia, Jonassen	W, 62-54

Career Milestone Watch

- Anna DeWolfe is 22 points away from 1,200
- Anna DeWolfe is 40 field goals away from 500
- Anna DeWolfe is 3 three-pointers away from 150
- Anna DeWolfe is 13 steals away from 100
- Anna DeWolfe is 19 assists away from 200
- Anna DeWolfe is 11 minutes away from 2,600
- Kaitlyn Downey is 47 rebounds away from 650
- Kaitlyn Downey is 4 three-pointers away from 150
- Kaitlyn Downey is 40 assists away from 250
- Kaitlyn Downey is 12 steals away from 100
- Kaitlyn Downey is 2 starts away from 100
- Kendell Heremaia is 31 points away from 1,200
- Kendell Heremaia is 23 field goals away from 450
- Kendell Heremaia is 1 three-pointer away from 200
- Kendell Heremaia is 2 assists away from 300
- Kendell Heremaia is 4 rebounds away from 750
- Kendell Heremaia is 77 minutes away from 3,600
- Megan Jonassen is 6 offensive rebounds away from 250
- Megan Jonassen is 12 starts away from 50

By The Numbers

Double-Doubles	17-18	18-19	19-20	20-21	21-22	Streak	Total
Kaitlyn Downey	--	1	2	7	2		12
Kendell Heremaia	--	1	6	3	2		12
Megan Jonassen	--	1	--	1	--		2
Asiah Dingle	--	--	--	--	2		2
10+ Points	17-18	18-19	19-20	20-21	21-22	Streak	Total
Anna DeWolfe	--	--	23	17	19	5	59
Kendell Heremaia	2	11	20	12	9		54
Kaitlyn Downey	--	9	16	11	9	1	45
Asiah Dingle	--	--	--	--	16	1	16
Megan Jonassen	--	2	1	3	2		8
Maranda Nyborg	--	--	--	1	--		1
20+ Points	17-18	18-19	19-20	20-21	21-22	Streak	Total
Anna DeWolfe	--	--	1	11	13	2	25
Kendell Heremaia	--	--	3	3	1		7
Kaitlyn Downey	--	--	1	1	1		3
Asiah Dingle	--	--	--	--	1		1
30+ Points	17-18	18-19	19-20	20-21	21-22	Streak	Total
Anna DeWolfe	--	--	--	1	--		1
Asiah Dingle	--	--	--	--	1		1
10+ Rebounds	17-18	18-19	19-20	20-21	21-22	Streak	Total
Kaitlyn Downey	--	1	4	9	2		16
Kendell Heremaia	--	2	9	3	2		16
Megan Jonassen	--	1	--	3	3	1	7
Asiah Dingle	--	--	--	--	2		2
Millie Prior	--	--	--	--	1		1
6+ Assists	17-18	18-19	19-20	20-21	21-22	Streak	Total
Kendell Heremaia	--	2	4	2	1		9
Kaitlyn Downey	--	--	1	2	--		3
Anna DeWolfe	--	--	1	--	--		1
4+ Steals	17-18	18-19	19-20	20-21	21-22	Streak	Total
Asiah Dingle	--	--	--	--	6		6
Kendell Heremaia	--	1	2	--	--		3
Anna DeWolfe	--	--	--	1	1		2
Kaitlyn Downey	--	--	2	--	--		2
3+ Blocks	17-18	18-19	19-20	20-21	21-22	Streak	Total
Kaitlyn Downey	--	--	1	1	3		5
Kendell Heremaia	--	--	2	--	--		2
Megan Jonassen	--	1	--	1	--		2
Maranda Nyborg	--	--	--	--	1		1
30+ Minutes	17-18	18-19	19-20	20-21	21-22	Streak	Total
Anna DeWolfe	--	--	30	17	20	20	67
Kendell Heremaia	1	13	20	11	8		53
Kaitlyn Downey	--	4	14	12	8	1	38
Sarah Karpell	--	--	22	7	2		31
Asiah Dingle	--	--	--	--	15	4	15
Megan Jonassen	--	1	--	6	3		10
Millie Prior	--	--	--	--	1		1
40+ Minutes	17-18	18-19	19-20	20-21	21-22	Streak	Total
Anna DeWolfe	--	--	8	5	12	1	25
Sarah Karpell	--	--	1	1	--		2
Asiah Dingle	--	--	--	--	1		1
Led in Scoring	17-18	18-19	19-20	20-21	21-22	Streak	Total
Anna DeWolfe	--	--	2	14	15	5	31
Kendell Heremaia	--	--	7	2	2		11
Kaitlyn Downey	--	2	1	1	2		6
Asiah Dingle	--	--	--	--	2		2
Megan Jonassen	--	--	--	2	--		2
Led in Rebounding	17-18	18-19	19-20	20-21	21-22	Streak	Total
Kendell Heremaia	--	4	15	7	4		30
Kaitlyn Downey	--	2	8	9	5		24
Megan Jonassen	--	--	2	4	8	2	15
Anna DeWolfe	--	--	1	--	2		3
Asiah Dingle	--	--	--	--	3		3
Matilda Flood	--	--	--	1	1		2
Millie Prior	--	--	--	--	1		1
Led in Assists	17-18	18-19	19-20	20-21	21-22	Streak	Total
Kendell Heremaia	3	9	13	7	4		36
Kaitlyn Downey	--	2	7	9	6	1	24
Anna DeWolfe	--	--	9	6	5		20
Sarah Karpell	--	--	9	2	2		13
Asiah Dingle	--	--	--	--	10		10
Megan Jonassen	--	--	1	1	--		2
Led in Steals	17-18	18-19	19-20	20-21	21-22	Streak	Total
Kendell Heremaia	5	5	13	7	2		32
Kaitlyn Downey	--	6	8	7	3		24
Anna DeWolfe	--	--	6	8	7		21
Asiah Dingle	--	--	--	--	11	2	11
Megan Jonassen	--	1	2	2	--		5
Sarah Karpell	--	--	3	1	1		5
Matilda Flood	--	--	--	2	2		4
Maranda Nyborg	--	--	--	--	2		2
Catherine Polisanio	--	--	--	1	--		1
Led in Blocks	17-18	18-19	19-20	20-21	21-22	Streak	Total
Kaitlyn Downey	--	3	15	8	7	1	33
Kendell Heremaia	3	4	11	2	3		23
Megan Jonassen	--	3	3	3	2		11
Maranda Nyborg	--	--	--	3	8		11
Matilda Flood	--	--	--	4	1		5
Millie Prior	--	--	--	--	3		3
Sarah Karpell	--	--	2	--	--		2
Anna DeWolfe	--	--	1	--	--		1
Asiah Dingle	--	--	--	--	1		1
Vilisi Tavui	--	--	1	--	--		1

The Last Time...

Last Time Fordham... (Bold - accomplished this season)**Scored 70-79 points****Scored 80-89 points**

Scored 90-99 points

Scored at least 100 points

Allowed fewer than 40 points**Allowed 41-50 points****Shot 50% or better from the field (min. 20 makes)**

Shot 60% or better from the field (min. 20 makes)

Made at least 30 field goals

Shot better than 90% from the FT line (min. 10 makes)

Made 25-29 free throws

Made at least 30 free throws

Shot 50% or better from 3 (min. 15 attempts)

Shot 60 % or better from 3 (min. 15 attempts)

Made at least 10 3-pointers**Registered at least 50 rebounds**

Registered at least 20 assists

Registered at least 15 steals

Registered at least 10 blocks

Registered 10 or fewer turnovers**Last time a Fordham player...****Scored 20-24 points****Scored 25-29 points****Scored 30-34 points**

Scored 35-39 points

Scored at least 40 points

Made at least 10 field goals

Made at least 15 field goals

Shot at least 90% from the field (min. 10 att.)

Shot between 80-89% from the field (min. 10 att.)

Shot between 70-79% from the field (min. 10 att.)

Shot at least 90% from the FT line (min. 10 att.)

Made at least 10 free throws**Shot over 60% from 3-point line (min. 5 att.)****Made at least six 3-pointers****Registered a double-double**

Registered a triple-double

Registered 15-19 rebounds

Registered 20-24 rebounds

Registered at least 25 rebounds

Registered at least 10 assists

Registered at least 5 steals

Registered at least 5 blocks

Registered at least 10 blocks

73, at George Mason (1/12/22)

80, at Seton Hall (11/13/21)

96, vs. Niagara (12/22/16)

100, vs. St. Francis (NY) (12/5/92)

35, vs. Saint Joseph's (1/26/22)**48, at VCU (1/15/22)****.540, vs. Lafayette (12/12/21)**

.612, vs. Richmond (1/11/14)

30, vs. Stony Brook (12/2/21)

.909 (10-11), vs. Albany (12/22/20)

28, vs. Iona (12/9/09)

37, vs. Yale (12/7/06)

.524 (11-21), at Rhode Island (1/8/21)

.750 (12-16), at Iona (12/10/08)

10, vs. Lafayette (12/12/21)**50, at Davidson (1/22/22)**

20, at Saint Louis (1/17/21)

15, vs. Quinnipiac (11/9/21)

10, vs. St. Bonaventure (1/30/04)

7, at Dayton (1/23/22)

20, Anna DeWolfe vs. St. Bonaventure (1/29/22)

28, Anna DeWolfe vs. La Salle (1/9/22)

34, Asiah Dingle vs. Quinnipiac (11/9/21)

37, Bre Cavanaugh at Saint Louis (1/31/18)

40, Jeanine Radice vs. Drexel (12/5/87)

10, Anna DeWolfe vs. Saint Joseph's (1/26/22)

17, Cecelia Wanker vs. New York Tech (2/12/82)

.917 (11-12), Tiffany Stokes vs. Albany (11/13/09)

.800 (8-10), Kaitlyn Downey at Charlotte (11/24/19)

.700 (7-10), Kendell Heremaia at George Washington (3/4/21)

1.000 (10-10), Bre Cavanaugh vs. Duquesne (3/7/20)

11, Asiah Dingle vs. Quinnipiac (11/9/21)**.667 (4-6), Kendell Heremaia vs. George Washington (1/19/22)****6, Anna DeWolfe vs. Manhattan (12/8/21)****13 points, 12 rebounds, Kendell Heremaia at VCU (1/15/22)**

11 points, 11 assists, and 10 rebounds, Erin Rooney at VCU (1/15/14)

18, Kaitlyn Downey vs. George Washington (1/3/21)

20, Kaitlyn Downey at Stony Brook (11/25/20)

25, Anne Gregory at Brooklyn (2/13/78)

11, Erin Rooney at VCU (1/15/14)

6, Asiah Dingle and 5, Anna DeWolfe vs. Quinnipiac (11/9/21)

6, Samantha Clark vs. George Mason (1/13/16)

10, Kelly Roche vs. Navy (2/1/92)

Fordham in the National Rankings (2/3)

Statistic	National Rank	Conference Rank	Value	National Leader	Value	Conference Leader	Value
Assist Turnover Ratio (348 ranked)	70	1	1.02	FGCU	1.56	Fordham	1.02
Assists (348 ranked)	93	5	281	DePaul	467	Richmond	326
Assists Per Game (348 ranked)	116	4	14.1	Creighton	20.5	Richmond	14.8
Blocked Shots (348 ranked)	187	9	58	South Carolina	173	Richmond	127
Blocked Shots Per Game (348 ranked)	200	10	2.9	South Carolina	8.2	Richmond	5.8
Defensive Rebounds per Game (30 ranked)				Tennessee	33.4	Rhode Island	29.8
Fewest Fouls (345 ranked)	153	6	308	Delaware St.	163	Saint Louis	251
Fewest Turnovers (348 ranked)	89	4	276	CSU Bakersfield	195	VCU	217
Field-Goal Percentage (348 ranked)	169	6	40.2	Iowa	49.6	Rhode Island	43.9
Field-Goal Percentage Defense (348 ranked)	120	6	38.4	Tennessee	31.5	Rhode Island	34.6
Free Throw Attempts (348 ranked)	300	14	239	Troy	559	George Mason	390
Free Throws Made (348 ranked)	276	12	178	Troy	409	George Mason	274
Free-Throw Percentage (348 ranked)	64	2	74.5	Iowa	84.6	La Salle	77.3
Offensive Rebounds per Game (30 ranked)				Troy	17.9		
Personal Fouls Per Game (348 ranked)	87	5	15.4	Colorado St.	11.2	Rhode Island	12.8
Rebound Margin (348 ranked)	125	4	2.6	South Carolina	18.2	Rhode Island	9.1
Rebounds (348 ranked)	190	11	701	Troy	1,126	Massachusetts	874
Rebounds Per Game (348 ranked)	265	11	35.05	Tennessee	50.48	Dayton	42.85
Scoring Defense (348 ranked)	45	3	57.0	Georgia Tech	47.1	Rhode Island	52.0
Scoring Margin (348 ranked)	111	4	6.3	FGCU	24.7	Rhode Island	14.8
Scoring Offense (348 ranked)	201	6	63.4	DePaul	91.2	Richmond	71.3
Steals (348 ranked)	198	7	144	Tennessee St.	296	La Salle	190
Steals Per Game (348 ranked)	245	7	7.2	Grand Canyon	14.3	La Salle	9.5
Three Pt FG Defense (348 ranked)	151	7	30.0	Binghamton	21.0	Rhode Island	27.1
Three-Point Field Goals Attempted (147 ranked)	83	4	424	FGCU	743	Richmond	603
Three-Point Field Goals Made (348 ranked)	89	4	131	FGCU	248	Richmond	201
Three-Point Field Goals Per Game (348 ranked)	105	4	6.5	FGCU	12.4	Richmond	9.1
Three-Point Field-Goal Percentage (348 ranked)	169	9	30.9	Ohio St.	40.4	Dayton	35.2
Turnover Margin (348 ranked)	110	4	1.85	Long Beach St.	9.25	La Salle	2.80
Turnovers Forced (348 ranked)	224	5	15.65	Niagara	25.94	La Salle	17.90
Turnovers Per Game (348 ranked)	47	3	13.8	Colorado St.	9.8	VCU	12.8
Won-Lost Percentage (347 ranked)	50	4	75.0	South Carolina	95.2	Dayton	85.0
						Rhode Island	85.0

Fordham's 2021-22 Atlantic 10 Rankings (as of 2/5)

INDIVIDUAL	Rank (Avg)	INDIVIDUAL (Cont.)	Rank (Avg)
Scoring		Blocks/Game	
Anna DeWolfe	1st (20.0)	Kaitlyn Downey	T-9th (0.9)
Asiah Dingle	T-12th (13.9)	Maranda Nyborg	T-10th (0.8)
Rebounds/Game		Minutes/Game	
Megan Jonassen	14th (6.1)	Anna DeWolfe	1st (38.4)
Kendell Heremaia	T-15th (6.0)	Asiah Dingle	12th (34.0)
Offensive Rebounds/Game		TEAM	Rank (Avg.)
Megan Jonassen	6th (3.2)	Scoring Offense	6th (63.3)
Three-Point Percentage		Scoring Defense	3rd (57.1)
Kaitlyn Downey	T-3rd (.407)	Field Goal %	6th (.402)
Anna DeWolfe	T-17th (.329)	Field Goal % Defense	6th (.384)
Three-Pointers Made/Game		3-Point Field Goal %	9th (.309)
Anna DeWolfe	2nd (2.6)	3-Point FG % Defense	6th (.300)
Kaitlyn Downey	T-8th (1.8)	3-Point Field Goals/Game	4th (6.6)
Kendell Heremaia	T-16th (1.5)	Free Throw %	3rd (.745)
Free Throw Percentage		Rebounding Offense	11th (35.1)
Asiah Dingle	15th (.714)	Rebounding Defense	1st (32.5)
Assists Per Game		Offensive Rebounds	T-5th (11.9)
Asiah Dingle	T-11th (3.1)	Defensive Rebounds	13th (23.2)
Anna DeWolfe	T-14th (2.9)	Rebounding Margin	4th (+2.6)
Assist/Turnover Ratio		Assists	T-4th (14.1)
Asiah Dingle	T-13th (1.0)	Turnovers	3rd (13.8)
Steals/Game		Assist/Turnover Ratio	1st (1.02)
Asiah Dingle	T-3rd (2.2)	Steals	7th (7.2)
Anna DeWolfe	T-9th (1.6)	Blocked Shots	10th (2.9)
		Personal Fouls	5th (15.4)



Times In 2021-22 A Ram...

Led the team in scoring: DeWolfe (15), Dingle (2), Downey (2), Heremaia (2)

Led the team in rebounding: Jonassen (9), Downey (4), Heremaia (4), Dingle (3), DeWolfe (2), Flood (1), Prior (1)

Led the team in assists: Dingle (10), Downey (6), DeWolfe (5), Heremaia (4), Karpell (2)

Led the team in steals: Dingle (11), DeWolfe (7), Downey (3), Flood (2), Heremaia (2), Nyborg (2), Karpell (1)

Led the team in blocks: Nyborg (8), Downey (7), Heremaia (3), Prior (3), Jonassen (2), Dingle (1), Flood (1)

Scored in double figures: DeWolfe (19), Dingle (16), Downey (9), Heremaia (9), Jonassen (2)

Scored 20+ Points: DeWolfe (13), Dingle (1), Downey (1), Heremaia (1)

Had 10+ Rebounds: Jonassen (3), Dingle (2), Downey (2), Heremaia (2), Prior (1)

Had 5+ Assists: Dingle (3), Downey (3), Heremaia (3), DeWolfe (2), Karpell (1)

Recorded a double-double: Dingle (2), Downey (2), Heremaia (2)

2021-22 Team Leaders

Scoring		3-Point Field Goals	
Anna DeWolfe	20.0	Anna DeWolfe	51
Asiah Dingle	13.9	Kaitlyn Downey	35
Kendell Heremaia	10.3	Kendell Heremaia	29
Total Points		3-Point FG %	
Anna DeWolfe	399	Kaitlyn Downey	.407
Asiah Dingle	277	Anna DeWolfe	.329
Kendell Heremaia	195	Kendell Heremaia	.271
Field Goal %		Free Throw %	
Maranda Nyborg	.500	Anna DeWolfe	.878
Megan Jonassen	.494	Kendell Heremaia	.821
Kaitlyn Downey	.424	Asiah Dingle	.714
		Megan Jonassen	.700
Rebounds (per game)		Assists	
Megan Jonassen	6.1	Asiah Dingle	61
Kendell Heremaia	6.0	Anna DeWolfe	57
Kaitlyn Downey	5.6	Kaitlyn Downey	50
Asiah Dingle	5.3	Kendell Heremaia	43
Offensive Rebounds		Steals	
Megan Jonassen	60	Asiah Dingle	44
Asiah Dingle	39	Anna DeWolfe	31
Kaitlyn Downey	23	Kaitlyn Downey	20
Millie Prior	23	Kendell Heremaia	18
Matilda Flood	20		
Kendell Heremaia	17	Blocks	
Sarah Karpell	16	Kaitlyn Downey	18
Maranda Nyborg	14	Maranda Nyborg	15

Rams in the National Rankings (2/3)

Statistic	Player	National Rank	Conference Rank	Value	National Leader	Value	Conference Leader	Value
Assist Turnover Ratio (250 ranked)					Kylie Jimenez, Nevada	4.05	Aralon Bradshaw, Dayton	2.61
Assists (147 ranked)					Olivia Miles, Notre Dame	158	Destiny Philox, Massachusetts	113
Assists Per Game (244 ranked)					Caitlin Clark, Iowa	8.0	Destiny Philox, Massachusetts	5.4
Blocked Shots (140 ranked)					Tamari Key, Tennessee	80	Addie Budnik, Richmond	64
Blocked Shots Per Game (236 ranked)					Lucy Cochrane, Portland	4.07	Brooke Flowers, Saint Louis	3.38
Defensive Rebounds per Game (30 ranked)					Aijha Blackwell, Missouri	10.9	Brooke Flowers, Saint Louis	7.9
Double Doubles (46 ranked)					Aneesah Morrow, DePaul	18	Sam Breen, Massachusetts	13
Field Goal Attempts (150 ranked)	Anna DeWolfe	6	1	375	Kyla McMakin, Longwood	413	Anna DeWolfe, Fordham	375
Field Goals Made (149 ranked)	Asiah Dingle	144	9	246				
Field-Goal Percentage (250 ranked)	Anna DeWolfe	13	1	156	Ayoka Lee, Kansas St.	223	Anna DeWolfe, Fordham	156
Final Points (199 ranked)	Anna DeWolfe	188	7	41.6	Celena Taborn, Butler	70.4	Emmanuelle Tahane, Rhode Island	57.1
Free Throw Attempts (146 ranked)	Asiah Dingle	192	9	41.5				
Free Throws Made (148 ranked)	Anna DeWolfe	20	1	399	Ayoka Lee, Kansas St.	538	Anna DeWolfe, Fordham	399
Free-Throw Percentage (250 ranked)	Asiah Dingle	180	12	277				
Minutes Played (150 ranked)	Asiah Dingle	90	3	91	Uju Ezeudu, Denver	165	Amaya Scott, George Mason	111
Minutes Played Per Game (150 ranked)	Asiah Dingle	113	4	65	Nia Clouden, Michigan St.	131	Amaya Scott, George Mason	80
Offensive Rebounds per Game (30 ranked)	Asiah Dingle	250	10	71.4	Haley Cavinder, Fresno St.	98.6	Kayla Spruill, La Salle	90.6
Points Per Game (250 ranked)	Anna DeWolfe	8	2	768.40	Khayla Pointer, LSU	791.58	Megan McConnell, Duquesne	776.54
Rebounds (148 ranked)	Asiah Dingle	74	11	681.10				
Rebounds Per Game (250 ranked)	Anna DeWolfe	127	11	38.43	Courtney Whitson, Middle Tenn.	38.72	Anna DeWolfe, Fordham	38.43
Steals (133 ranked)	Asiah Dingle	25	1	34.08	Aneesah Morrow, DePaul	5.7	Emmanuelle Tahane, Rhode Island	4.2
Steals Per Game (244 ranked)	Asiah Dingle	245	13	13.8	Caitlin Clark, Iowa	26.4	Anna DeWolfe, Fordham	19.9
Three-Point Field Goals Attempted (146 ranked)	Asiah Dingle	55	3	44	Aneesah Morrow, DePaul	309	Sam Breen, Massachusetts	230
Three-Point Field Goals Made (145 ranked)	Anna DeWolfe	83	4	2.20	Aneesah Morrow, DePaul	13.4	Brooke Flowers, Saint Louis	11.2
Three-Point Field Goals Per Game (249 ranked)	Anna DeWolfe	11	1	155	Jordyn Cambridge, Vanderbilt	80	Megan McConnell, Duquesne	53
Triple Doubles (4 ranked)	Kaitlyn Downey	137	8	107	Mackenzie DeWees, Quinnipiac	80		
	Anna DeWolfe	28	2	51	Angel Parker, Niagara	4.41	Megan McConnell, Duquesne	2.52
	Anna DeWolfe	38	3	2.55	Taylor Robertson, Oklahoma	187	Tess Myers, Duquesne	162
	Kaitlyn Downey	241	9	1.75	Taylor Robertson, Oklahoma	87	Tess Myers, Duquesne	66
	Anna DeWolfe	125	5	32.9	Taylor Robertson, Oklahoma	3.95	Tess Myers, Duquesne	3.14
					Taylor Mikesell, Ohio St.	48.7	Kayla Spruill, La Salle	43.4
					Caitlin Clark, Iowa	4	Libby Bazalak, Duquesne	1



Stephanie V. Gaitley

Head Coach

Villanova '82

11th Season at Fordham (217-117)

Overall Record: 681-387 (36th Year)



Stephanie Gaitley was announced as the head coach of the Fordham women's basketball program on April 1, 2011. Prior to her arrival, the Rams had gone nearly two decades without a winning record and were just three years removed from a winless campaign. In the 10-plus seasons since, Gaitley has become the program's winningest coach and has brought two Atlantic 10 championships to the Bronx. The owner of a 681-387 career record over 36 years, Gaitley has previously coached at Monmouth, LIU Brooklyn, Saint Joseph's, and Richmond. In total, she has compiled six conference titles, 19 20-win seasons, and has led her team to a postseason berth on 18 occasions, including nine trips to the NCAA Tournament. At Fordham, she owns a 217-117 record and a .650 win percentage, and has been named the recipient of the school's Iron Major award four times, given to the department's Coach of the Year.

Gaitley, a three-time Maggie Dixon Metropolitan Coach of the Year and the Basketball Coaches Association of N.Y. Coach of the Year in 2019, has led the Rams to seven postseason berths and what should've been a eighth in 2020 before the coronavirus pandemic ended the season early. Her Rams have also earned one Atlantic 10 regular season championship and one other trip to the conference finals, in 2013. Seven of the 10 years under Gaitley have resulted in 20 wins or more, as well, or at least a .630 win percentage, including the shortened 2020-21 campaign. Prior to her hire, the program had just five 20-win seasons and five postseason berths over a 41-year span.

There is no mistaking the ideology of her teams: defense, defense, defense. Her Rams have finished within the top-40 nationally in scoring defense in every season since her appointment and within the top-20 in seven of them, reaching an apex of ninth in 2018-19 with 54.4 points allowed per game, while the 2012-13 squad's average of 52.4 were the fewest allowed despite finishing 16th in the country. The Rams finished the 2020-21 campaign 31st nationally with 57.4 points allowed. Though the 2008-09 team holds the single-season record of 47.9 points allowed, Gaitley's teams hold the other nine spots in the record book. One illuminating stat to show their defensive dominance is the program's 84-7 record when holding an opponent under 50 points, something that's happened in 29.0% of games under Gaitley.

Academically, she has overseen seven student-athletes earn All-Academic honors from the Atlantic 10, most recently Anna DeWolfe and Kaitlyn Downey this Spring, with DeWolfe also garnering CoSIDA Academic All-District honors,



In her 10 previous seasons, Gaitley has brought Fordham to three Atlantic 10 championship games, winning it all in 2014 and 2019, and earned seven postseason appearances (Five WNIT, Two NCAA)

as well, and 29 total student-athletes with at least one appearance on the A-10 Commissioner's Honor Roll. The 2017-18 Rams were also named to the WBCA Top-25 Honor Roll nationally.

Professionally, she has seen several of her former players play abroad following their collegiate careers. Most recently, Mary Goulding has played in Australia and Sweden, and G'mrice Davis has played in Greece, Australia, and Israel after participating in preseason camp with the WNBA's Minnesota Lynx following her graduation, although she returned to the Lynx's preseason camp in 2021. Erin Rooney went on to play in several countries, as well, while six other Rams have gone on to or still are playing abroad.

Following a 12-win inaugural campaign, Gaitley entered her second season with a few key additions. With graduate transfer Marah Strickland, junior transfer Erin Rooney, and prized recruit Samantha Clark donning the maroon and white, Gaitley's Rams put together a historic season. They finished the year with a 26-9 record, second-most wins in program history, and the finest season at Fordham in over 30 years. The Rams unfortunately fell in the Atlantic 10 championship game by one point, but the team deservedly made its first-ever appearance in the WNIT, advancing to the Round of 16 with wins over Army and Boston, the program's first postseason wins since 1980. Their 52.4 points allowed over 35 contests ranked 16th nationally and second-fewest in school history. Gaitley was rewarded with her first MBWA Coach of the Year honor.

That group, minus Strickland, took a step forward in 2013-14, winning the school's first-ever Atlantic 10 championship and securing Fordham's first trip to the NCAA Tournament since 1994. In the Atlantic 10 championship, the Rams cruised past three schools that they had gone 0-4 against during the regular season. During the year, the team set new school records with a 12-game win streak and 11 nonconference victories, and won their first Thanksgiving tournament, the Lady Rebel Round-Up, hosted by UNLV. The team finished the year with a 25-8 record and fell by one just one point at #24 California in the NCAA Tournament.

For the first time since 1977-80, the Rams tallied a third straight 20-win season, finishing 2014-15 with a 21-12 record and a WNIT berth after falling to nationally ranked and top-seeded George Washington in the semifinals. The Rams



once again led the league in scoring defense, their 55.5 points allowed good for 18th nationally, while Gaitley ascended to second in school history with 84 wins. The 2015-16 squad struggled to a 14-17 record and missed out on a postseason berth, but the squad rebounded the following year.

Behind the ascendancy of junior G'mrice Davis, the 2016-17 team went 22-12 and once again reached the WNIT. Davis earned First Team All-Conference and All-Defense honors, while Gaitley became the program's all-time leaders in wins, surpassing Kathy Mosolino (1974-80) with her 116th win with the Rams coming at home against Massachusetts in a 74-43 trouncing. Fordham came from behind to defeat Georgetown on the road in the opening round of the WNIT before finishing its season at Penn State. In the second game of the season, the Rams played at #1 Notre Dame in the second round of the preseason WNIT, holding the Fighting Irish to one of their lowest scores of the year.

Davis became the program's first ever WBCA All-American regional finalist, ending up as honorable mention, as the 2017-18 Rams went 24-10, the fifth-most wins in school history, and matched the team's longest postseason run, beating Harvard at home and Drexel on the road in overtime to reach the Round of 16 and a trip to Virginia Tech. Davis averaged a double-double for the year and was named the A-10 Defensive Player of the Year, while redshirt freshman Bre Cavanaugh burst onto the scene by nearly setting every freshman record at Fordham, if not for Anne Gregory's historic 1976-77 season, and was named the Metropolitan Rookie of the Year.

The 2018-19 Rams brought yet another historic season to Rose Hill as one of the youngest teams in America went on a 20-3 run after beginning the year 5-5 to finish with a program record 13 conference wins and a second Atlantic 10 championship, plus a share of its first-ever regular season crown. The Rams finished 25-9 on the year, tied for the third-most in school history, set a new record with nine consecutive league victories and tied the benchmark with 12 overall wins in a row. The Rams coasted to the title with an average margin of just under 23 points across three games, leading to Fordham's third appearance in the NCAA Tournament and a trip to #12 Syracuse. The Rams allowed just 54.4 points per game on the year, ranked ninth nationally at year's end, and rarely beat themselves, finishing with just 11.5 turnovers per game (seventh nationally) and 13.3 fouls per game (ninth). The squad also set a new single-season school record with 267 made three pointers. Gaitley was named Coach of the Year by both the MBWA and the BCANY, while Cavanaugh was named the MBWA Player of the Year. She and teammate Mary Goulding became the first Fordham teammates in the A-10 era to both earn First Team All-Conference honors. Both were named ECAC honorable mention, as well.

Though the 2019-20 season was cut short due to the COVID-19 pandemic, in which the team would've secured a fifth WNIT berth after a 21-11 season and appearance in the A-10 semifinals, the Rams had plenty to be proud about. With an even younger squad than the year prior, with not one senior, Fordham enjoyed its fourth straight 20-win season and a third consecutive Holiday Classic crown. After an 0-4 start, which included a record sellout of the Rose Hill Gym for the season opener against #16 Notre Dame, Fordham enjoyed a 21-6 run before the final game of the year at the A-10 Championship in Dayton. Bre Cavanaugh upped her game once again, garnering the program's first-ever conference Player of the Year award (in any conference), with a spot on the First Team for a second straight year. She became the second Ram to earn WBCA All-America honorable mention honors and earned spots on the First Team with the ECAC and MBWA, as well. She will enter her senior season as the NCAA's returning leading scorer.

Though the Rams were limited to just 18 games in 2020-21 due to the pandemic, Fordham still finished second in the regular season standings with an 8-2 league record, 12-6 overall, and earned yet another invite to the WNIT, with Coach Gaitley celebrating her 200th win at Fordham in a 51-36 win over Saint Joseph's at home on February 12th. With the graduation of Cavanaugh, sophomore guard Anna DeWolfe stepped up in a huge way, averaging 20.8 points, just the third Ram to ever average 20 or more points in a season, en route to sharing Atlantic 10 Co-Player of the Year honors. She also became the third Ram to be named a WBCA All-America honorable mention. Two other Rams, Kendell Heremaia and Kaitlyn Downey were named Second and Third Team members, respectively, marking the first time in the Atlantic 10 era that the program had seen three players earn All-Conference honors. Downey became just the third Ram to average a double-double over a season, as well, leading the league in rebounding with 10.2 per game. DeWolfe and Heremaia were also named All-Metropolitan First and Second Team, respectively.

In 2010-11, the year prior to her hiring at Fordham, Gaitley led Monmouth to a 23-10 overall record, 13-5 in the Northeast Conference, and helped the Hawks tie the school record for wins in a season and advance to the title game of the NEC Championship. Following the championship game loss, Monmouth received its



Coach Gaitley is a four-time "Iron Major" Award winner as Fordham's Coach of the Year (2013, 2014, 2018, and 2019) and is now a three-time MBWA Maggie Dixon Metropolitan Coach of the Year

first ever WNIT bid and its first postseason appearance since making the 1983 NCAA Tournament. Her Hawks allowed just 55.7 points per game that season, tops in the NEC. In 2009-10, the Hawks were named to the top-25 Academic Honor Roll by the WBCA with a team-wide 3.4 GPA.

Prior to her time at Monmouth, Gaitley spent six seasons at LIU Brooklyn, accumulating a 95-82 record and becoming the winningest coach in that program's history. In her final season, she guided the Blackbirds to a school record 24 wins and the top seed in the NEC Tournament. The year prior, in 2006-07, Gaitley was named the NEC Coach of the Year after leading her team to a 20-win season and the school's first-ever regular season title and WNIT berth. Unsurprisingly, LIU Brooklyn led the NEC in scoring defense from 2006-08.

Gaitley spent the 1992-2001 seasons at Saint Joseph's, leading the Hawks to five 20-win seasons and two Atlantic 10 championships, reaching the NCAA Tournament five times, including three At-Large bid, and advancing to the second round of the tournament on three occasions. She left Philadelphia with a 196-88 record and 109-39 in conference play. In 1992-93, her second season in charge, the Hawks went 21-8, kickstarting a run of qualifying for the NCAA Tournament in three of the next four years, going a combined 39-18 over the next two seasons. In her final full year, 1999-00, the Hawks went 25-6 and won another A-10 title.

The University of Richmond gave Gaitley her start as a head coach, naming her to the position in 1985. The Spiders went 116-63 over her six seasons in charge, winning 20 or more games in four of those years. Over her final two seasons, Richmond was a combined 51-10, reaching the NCAA Tournament both years, one as a result of a CAA championship and one At-Large bid. Gaitley was named the 1990 CAA Coach of the Year, leading the Spiders to a WNIT berth that season.

Gaitley has coached five players who earned conference Player of the Year accolades, most recently Anna DeWolfe in 2021 and including Valerie Nainima, now a former assistant coach under Gaitley at Fordham, recently named to the same position at the University of Michigan this past Spring, at LIU Brooklyn. Nainima became the first player in Northeast Conference history to win the league's Rookie and Player of the Year honors in the same season when she accomplished the feat in 2007. The other two student-athletes are Jana Lichnerova and Susan Moran, the 2000 and 2002 Atlantic 10 Player of the Year at Saint Joseph's, respectively. Both Lichnerova and Moran were also named Atlantic 10 Student-Athletes of the Year for women's basketball.

Nainima, a member and captain of the Fiji women's national basketball team, Lichnerova, who played for the Slovakia Olympic Team at the 2000 Games, and Moran, one of the top women's basketball players from Ireland, are a good example of Gaitley's international roots that have served her so well in her career. Gaitley has had four of her former international players either drafted or in camp with WNBA teams, and has conducted SVG camps and clinics all over the world for the past 25 years. The current 2021-22 roster includes four players from Australia, New Zealand, and Fiji.

Gaitley also has experience with the United States national team, serving as an assistant in 2000 at the Jones Cup and helping the team to the gold medal. She also served as head coach of the West Team at the 1995 U.S. Olympic Festival, winning a silver medal.



One of the most apparent attributes about Coach Gaitley is her likeable demeanor strongly influenced by family values. Gaitley has an outgoing personality that is contagious throughout her program. She has maintained a longstanding, successful career based around her attitude and ability to convey her beliefs as a coach and as a mentor to her players.

A native of Ocean City, N.J., Gaitley graduated from Villanova in 1982 with a Bachelor of Science degree in education and was an academic All-American that season. She was named to the Eastman Kodak All-America Team in 1981-82 and is currently sixth on the Villanova all-time rebounding list. She also received a Master of Science degree in secondary education at Villanova in 1983. The school inducted her into its Hall of Fame in 1993, three years after she was enshrined into the Philadelphia Big Five Hall of Fame.

Gaitley and her two sisters, Courtney and Coco, hold a piece of NCAA history. During the 1981-82 season, Stephanie and Courtney, while playing for Villanova, played against Coco, who played for Fairleigh Dickinson, marking the first time in NCAA history that three sisters competed in the same game.

Gaitley learned early on in her basketball career about success, as she was a member of the Ocean City High School girl's basketball team that went 100-0 in league play from 1974-78 under head coach Pat Dougherty. She is a member of the South Jersey and Ocean City High School Halls of Fame.

Gaitley and her husband, Frank, have three sons: Dutch, an assistant coach with the Charlotte Hornets, D.C., a four-year member of the men's basketball program and current staff member with the Miami Heat, and Jordan "Coop" Gaitley, a rising graduate student with the University of Richmond basketball program.



Gaitley celebrating her second Atlantic 10 championship in March 2019, the Rams defeating their opponents in Pittsburgh by an average margin of 22.7 points per game, including a 62-47 win over VCU in the final.

GAITLEY COACHING RECORD

Year	School	Record	Postseason
1985-86	Richmond	7-21	
1986-87	Richmond	13-15	
1987-88	Richmond	21-8	
1988-89	Richmond	24-9	WNIT
1989-90	Richmond & #	25-5	NCAA
1990-91	Richmond &	26-5	NCAA
1991-92	Saint Joseph's	17-12	
1992-93	Saint Joseph's	21-8	
1993-94	Saint Joseph's	19-9	NCAA
1994-95	Saint Joseph's	20-9	NCAA
1995-96	Saint Joseph's	16-12	
1996-97	Saint Joseph's @	26-5	NCAA
1997-98	Saint Joseph's	19-12	WNIT
1998-99	Saint Joseph's @	23-8	NCAA
1999-00	Saint Joseph's	25-6	NCAA
2000-01	Saint Joseph's	10-7	
2002-03	LIU Brooklyn	15-15	
2003-04	LIU Brooklyn	11-17	
2004-05	LIU Brooklyn	9-18	
2005-06	LIU Brooklyn	14-15	
2006-07	LIU Brooklyn ^	22-9	WNIT
2007-08	LIU Brooklyn	24-8	
2008-09	Monmouth	18-13	
2009-10	Monmouth	16-14	
2010-11	Monmouth	23-10	WNIT
2011-12	Fordham	12-18	
2012-13	Fordham %	26-9	WNIT
2013-14	Fordham @	25-8	NCAA
2014-15	Fordham	21-12	WNIT
2015-16	Fordham	14-17	
2016-17	Fordham	22-12	WNIT
2017-18	Fordham %	24-10	WNIT
2018-19	Fordham @ ! % +	25-9	NCAA
2019-20	Fordham	21-11	
2020-21	Fordham	12-6	WNIT
2021-22	Fordham	15-5	
TOTAL		681-387	

& - Colonial Athletic Association Champions
 # - Colonial Athletic Association Coach of the Year
 @ - Atlantic 10 Champions
 ! - Atlantic 10 Regular Season Champions
 ^ - NEC Coach of the Year
 % - Metropolitan Writers Coach of the Year
 + - BCANY Coach of the Year

GAITLEY'S RECORD BY SCHOOL

Richmond - 116-63 (.648)
 Saint Joseph's - 196-88 (.690)
 LIU Brooklyn - 95-82 (.537)
 Monmouth - 57-37 (.606)
 Fordham - 217-117 (.650)

GAITLEY QUICK HITS

- .638 Winning Percentage
 - 681 Coaching Wins
 - 19 20-Win Seasons
 - 9 NCAA Appearances
 - 9 WNIT Appearances
 - 6 Conference Titles



Gaitley with her three sons (from left to right: Coop, Dutch, and D.C.) and her husband, Frank.



Matilda Flood

Sophomore

Guard - 5'9

Bathurst, Australia

Mackillop College



2021-22 Game-By-Game Statistics

Opponent	Date	gs	min	Total		3-Pointers		Free throws		Rebounds				pf	a	t/o	blk	stl	pts	avg
				fg	fga	pct	3fg	3fga	pct	ft	fta	pct	off							
QUINNIPIAC	11/09/21		5	0-3	.000	0-1	.000	0-0	.000	0	0	0	0.0	0	0	0	0	0	0.0	
at Seton Hall	11/13/21		8	1-1	1.000	0-0	.000	0-0	.000	1	0	1	0.5	5	0	1	0	1	2	1.0
at Notre Dame	11/18/21		11	1-2	.500	0-1	.000	0-0	.000	1	1	2	1.0	0	0	0	0	0	2	1.3
MICHIGAN ST.	11/21/21		4	0-1	.000	0-0	.000	0-0	.000	0	2	2	1.3	0	0	0	0	0	0	1.0
vs Baylor	11/25/21		13	2-7	.286	0-2	.000	0-0	.000	0	3	3	1.6	1	0	0	0	0	4	1.6
vs Houston	11/26/21		17	2-4	.500	1-1	1.000	0-0	.000	0	2	2	1.7	2	1	2	0	0	5	2.2
vs Arizona St.	11/27/21		17	2-4	.500	1-3	.333	0-0	.000	1	2	3	1.9	1	0	0	0	1	5	2.6
STONY BROOK	12/02/21		11	0-0	.000	0-0	.000	0-2	.000	1	0	1	1.8	1	3	2	0	0	0	2.3
PRINCETON	12/05/21		19	0-2	.000	0-1	.000	2-2	1.000	2	0	2	1.8	2	0	0	1	1	2	2.2
MANHATTAN	12/08/21		5	0-2	.000	0-0	.000	0-0	.000	1	1	2	1.8	1	0	0	0	0	0	2.0
LAFAYETTE	12/12/21		17	1-1	1.000	0-0	.000	0-0	.000	2	1	3	1.9	1	2	1	0	0	2	2.0
FAIRLEIGH DICKINSON	1/02/22		17	1-6	.167	1-4	.250	0-0	.000	4	5	9	2.5	3	0	1	0	1	3	2.1
LA SALLE	1/09/22	dnp		-	-	-	-	-	-	-	-	-	-	-	-	-	-	-	-	-
at George Mason	1/12/22		16	0-3	.000	0-2	.000	0-0	.000	1	7	8	2.9	2	1	0	0	1	0	1.9
at VCU	1/15/22		10	1-3	.333	0-0	.000	0-0	.000	0	2	2	2.9	0	0	0	0	0	2	1.9
GEORGE WASHINGTON	1/19/22		18	0-1	.000	0-0	.000	0-0	.000	2	3	5	3.0	0	0	0	0	2	0	1.8
at Davidson	1/21/22		10	0-3	.000	0-2	.000	0-0	.000	2	2	4	3.1	1	0	0	1	0	0	1.7
at Dayton	1/23/22		7	1-1	1.000	1-1	1.000	0-0	.000	2	0	2	3.0	0	1	1	0	0	3	1.8
SAINT JOSEPH'S	1/26/22		8	0-0	.000	0-0	.000	0-0	.000	0	2	2	2.9	1	0	1	0	0	0	1.7
ST. BONAVENTURE	1/29/22		6	1-2	.500	0-1	.000	0-0	.000	0	0	0	2.8	0	0	0	0	0	2	1.7
Totals		0	219	13-46	.283	4-19	.211	2-4	.500	20	33	53	2.8	21	8	9	2	7	32	1.7

Games played: 19
Minutes/game: 11.5
Points/game: 1.7
FG Pct: 28.3
3FG Pct: 21.1
FT Pct: 50.0

Rebounds/game: 2.8
Assists/game: 0.4
Turnovers/game: 0.5
Assist/turnover ratio: 0.9
Steals/game: 0.4
Blocks/game: 0.1

Flood Season/Career Highs

Points

Season: 5, 2x, last vs. Arizona State, 11/27/21

Career: 8, vs. Albany, 12/22/20

A-10: 5, 2x, last vs. Rhode Island, 2/7/21

Rebounds

Season: 9, vs. Fairleigh Dickinson, 1/2/22

Career: 9, vs. Fairleigh Dickinson, 1/2/22

A-10: 8, 2x, last at George Mason, 1/13/22

Assists

Season: 3, vs. Stony Brook, 12/2/21

Career: 3, vs. Stony Brook, 12/2/21

A-10: 1, 5x, last at Dayton, 1/23/22

Steals

Season: 2, vs. George Washington, 1/19/22

Career: 2, 2x, last vs. George Washington, 1/19/22

A-10: 2, 2x, last vs. George Washington, 1/19/22

Blocks

Season: 1, 2x, last at Davidson, 1/21/22

Career: 1, 6x, last at Davidson, 1/21/22

A-10: 1, 3x, last at Davidson, 1/21/22

Field Goals Made

Season: 2, 3x, last vs. Arizona State, 11/27/21

Career: 3, vs. Albany, 12/22/20

A-10: 2, 2x, last vs. Rhode Island, 2/7/21

Field Goals Attempted

Season: 7, vs. #6/8 Baylor, 11/25/21

Career: 7, vs. #6/8 Baylor, 11/25/21

A-10: 5, vs. Rhode Island, 2/7/21

3-Point Field Goals Made

Season: 1, 4x, last at Dayton, 1/23/22

Career: 2, vs. Albany, 12/22/20

A-10: 1, 4x, last at Dayton, 1/23/22

3-Point Field Goals Attempted

Season: 4, vs. Fairleigh Dickinson, 1/2/22

Career: 4, vs. Fairleigh Dickinson, 1/2/22

A-10: 3, 2x, last at Saint Louis, 1/17/21

Free Throws Made

Season: 2, vs. Princeton, 12/5/21

Career: 3, vs. Massachusetts, 3/12/21 #

A-10: 1, 2x, last at Davidson, 1/31/21

Free Throws Attempted

Season: 2, 2x, last vs. Princeton, 12/5/21

Career: 4, 2x, last vs. Massachusetts, 3/12/21 #

A-10: 4, at Davidson, 1/31/21

Minutes

Season: 19, vs. Princeton, 12/5/21

Career: 20, at Davidson, 1/31/21

A-10: 20, at Davidson, 1/31/21

- Atlantic 10 Championship game

Flood's Career Statistics

			Total		3-Point		F-Throws		Rebounds										Scoring	
Season	gp-gs	min/avg	fg-fga	pct	fg-fga	pct	ft-fta	pct	off	def	tot	avg	pf	fo	ast	to	blk	stl	pts	avg
2020-21	18-0	223/12.4	14-40	.350	6-19	.316	7-16	.438	26	29	55	3.1	20	0	8	11	4	6	41	2.3
2021-22	19-0	219/11.5	13-46	.283	4-19	.211	2-4	.500	20	33	53	2.8	21	1	8	9	2	7	32	1.7
TOTAL	37-0	442/11.9	27-86	.314	10-38	.263	9-20	.450	46	62	108	2.9	41	1	16	20	6	13	73	2.0



Anna DeWolfe

Junior

Guard - 5'8

Cumberland, Maine.

Greely



2020-21 Game-By-Game Statistics

Opponent	Date	gs	min	Total		3-Pointers		Free throws		Rebounds				pf	a	t/o	blk	stl	pts	avg	
				fg-fga	pct	3fg-fga	pct	ft-fga	pct	off	def	tot	avg								
QUINNIPIAC	11/09/21	*	42	6-18	.333	2-4	.500	3-4	.750	0	1	1	1.0	2	4	4	0	5	17	17.0	
at Seton Hall	11/13/21	*	38	7-18	.389	1-5	.200	1-2	.500	0	1	1	1.0	0	3	6	0	0	16	16.5	
at Notre Dame	11/18/21	*	37	4-17	.235	1-8	.125	1-2	.500	0	0	0	0.7	5	0	3	0	0	10	14.3	
MICHIGAN ST.	11/21/21	*	40	11-20	.550	1-5	.200	1-2	.500	0	1	1	0.8	1	4	6	0	0	24	16.8	
vs Baylor	11/25/21	*	37	4-15	.267	2-7	.286	0-0	.000	0	7	7	2.0	1	3	8	0	2	10	15.4	
vs Houston	11/26/21	*	39	8-19	.421	1-8	.125	1-1	1.000	0	0	0	1.7	1	2	3	0	2	18	15.8	
vs Arizona St.	11/27/21	*	40	7-18	.389	4-10	.400	2-2	1.000	0	7	7	2.4	1	1	3	0	0	20	16.4	
STONY BROOK	12/02/21	*	40	11-18	.611	4-7	.571	2-2	1.000	0	2	2	2.4	1	5	5	1	3	28	17.9	
PRINCETON	12/05/21	*	40	10-17	.588	3-7	.429	5-5	1.000	1	1	2	2.3	1	3	3	0	3	28	19.0	
MANHATTAN	12/08/21	*	40	9-26	.346	6-12	.500	3-3	1.000	0	2	2	2.3	0	5	3	0	2	27	19.8	
LAFAYETTE	12/12/21	*	30	10-16	.625	4-7	.571	0-0	.000	0	3	3	2.4	1	2	4	0	1	24	20.2	
FAIRLEIGH DICKINSON	1/02/22	*	32	10-20	.500	3-8	.375	0-0	.000	0	1	1	2.3	0	2	3	1	3	23	20.4	
LA SALLE	1/09/22	*	40	11-18	.611	3-5	.600	3-3	1.000	2	4	6	2.5	4	1	5	0	2	28	21.0	
at George Mason	1/12/22	*	40	8-23	.348	4-10	.400	2-2	1.000	0	2	2	2.5	2	5	5	0	2	22	21.1	
at VCU	1/15/22	*	36	3-15	.200	1-9	.111	0-0	.000	2	2	4	2.6	2	2	2	0	1	7	20.1	
GEORGE WASHINGTON	1/19/22	*	40	8-21	.381	3-10	.300	2-2	1.000	0	1	1	2.5	2	3	1	1	2	21	20.2	
at Davidson	1/21/22	*	40	8-20	.400	2-10	.200	2-2	1.000	0	3	3	2.5	1	2	4	0	0	20	20.2	
at Dayton	1/23/22	*	40	4-19	.211	2-8	.250	4-4	1.000	0	4	4	2.6	4	3	2	0	1	14	19.8	
SAINT JOSEPH'S	1/26/22	*	37	10-19	.526	2-7	.286	0-0	.000	0	2	2	2.6	0	4	3	0	2	22	19.9	
ST. BONAVENTURE	1/29/22	*	40	7-18	.389	2-8	.250	4-5	.800	0	1	1	2.5	2	3	3	1	1	20	20.0	
Totals			20	768	156-375	.416	51-155	.329	36-41	.878	5	45	50	2.5	31	57	76	4	32	399	20.0
Games played: 20										Rebounds/game: 2.5											
Minutes/game: 38.4										Assists/game: 2.9											
Points/game: 20.0										Turnovers/game: 3.8											
FG Pct: 41.6										Assist/turnover ratio: 0.8											
3FG Pct: 32.9										Steals/game: 1.6											
FT Pct: 87.8										Blocks/game: 0.2											

Games played: 20
Minutes/game: 38.4
Points/game: 20.0
FG Pct: 41.6
3FG Pct: 32.9
FT Pct: 87.8

Rebounds/game: 2.5
Assists/game: 2.9
Turnovers/game: 3.8
Assist/turnover ratio: 0.8
Steals/game: 1.6
Blocks/game: 0.2

DeWolfe Season/Career Highs

Points

Season: 28, 3x, last vs. La Salle, 1/9/22

Career: 34, vs. Hofstra, 12/18/20

A-10: 28, vs. La Salle, 1/9/22

Rebounds

Season: 7, 2x, last vs. vs. Arizona State, 11/27/21

Career: 9, 2x, last vs. La Salle, 2/1/20

A-10: 9, vs. La Salle, 2/1/20

Assists

Season: 5, 2x, last at George Mason, 1/12/22

Career: 9, vs. #16 Notre Dame, 11/5/19

A-10: 5, 6x, last at George Mason, 1/13/22

Steals

Season: 5, vs. Quinnipiac, 11/9/21

Career: 5, vs. Quinnipiac, 11/9/21

A-10: 3, 3x, last at Rhode Island, 1/8/21

Blocks

Season: 1, 4x, last vs. St. Bonaventure, 1/29/22

Career: 1, 6x, last vs. St. Bonaventure, 1/29/22

A-10: 1, 3x, last vs. St. Bonaventure, 1/29/22

Field Goals Made

Season: 11, 3x, last vs. La Salle, 1/9/22

Career: 11, 5x, last vs. La Salle, 1/9/22

A-10: 11, 2x, last vs. La Salle, 1/9/22

Field Goals Attempted

Season: 26, vs. Manhattan, 12/8/21

Career: 26, vs. Manhattan, 12/8/21

A-10: 25, vs. St. Bonaventure, 1/22/21

3-Point Field Goals Made

Season: 6, vs. Manhattan, 12/8/21

Career: 6, vs. Manhattan, 12/8/21

A-10: 5, vs. St. Bonaventure, 1/22/21

3-Point Field Goals Attempted

Season: 12, vs. Manhattan, 12/8/21

Career: 14, vs. St. Bonaventure, 1/22/21

A-10: 14, vs. St. Bonaventure, 1/22/21

Free Throws Made

Season: 5, vs. Princeton, 12/5/21

Career: 8, vs. Hofstra, 12/18/20

A-10: 5, 2x, last at Rhode Island, 1/8/21

Free Throws Attempted

Season: 5, 2x, last vs. St. Bonaventure, 1/29/22

Career: 8, 3x, last at George Washington, 3/4/21

A-10: 6, at Rhode Island, 1/8/21

Minutes

Season: 42, vs. Quinnipiac, 11/9/21

Career: 42, vs. Quinnipiac, 11/9/21

A-10: 40, 17x, last vs. St. Bonaventure, 1/29/22

DeWolfe's Career Statistics

			Total		3-Point		F-Throws		Rebounds											Scoring	
Season	gp-gs	min/avg	fg-fga	pct	fg-fga	pct	ft-flt	pct	off	def	tot	avg	pf	fo	ast	to	blk	stl	pts	avg	
2019-20	32-32	1151/36.0	169-399	.424	47-149	.315	19-22	.864	36	82	118	3.7	72	1	74	70	2	31	404	12.6	
2020-21	18-18	670/37.2	135-329	.410	49-128	.383	56-69	.812	3	28	31	1.7	29	1	50	69	0	24	375	20.8	
2021-22	20-20	768/38.4	156-375	.416	51-155	.329	36-41	.878	5	45	50	2.5	31	1	57	76	4	32	399	20.0	
TOTAL	70-70	2589/37.0	460-1103	.417	147-432	.340	111-132	.841	44	155	199	2.8	132	3	181	215	6	87	1178	16.8	



Asiah Dingle

Senior

Guard - 5'4

Boston, Mass.

Archbishop Williams

(Stony Brook)



2021-22 Game-By-Game Statistics

Opponent	Date	gs	min	Total		3-Pointers		Free throws		Rebounds				pf	a	t/o	blk	stl	pts	avg	
				fg-fga	pct	3fg-fga	pct	ft-fga	pct	off	def	tot	avg								
QUINNIPAC	11/09/21	*	40	11-17	.647	1-1	1.000	11-13	.846	2	4	6	6.0	4	3	2	0	6	34	34.0	
at Seton Hall	11/13/21	*	39	7-13	.538	0-1	.000	4-7	.571	3	10	13	9.5	2	3	1	0	4	18	26.0	
at Notre Dame	11/18/21	*	35	6-17	.353	0-1	.000	2-2	1.000	2	4	6	8.3	3	3	4	0	4	14	22.0	
MICHIGAN ST.	11/21/21	*	28	5-14	.357	0-0	.000	3-4	.750	4	2	6	7.8	4	2	5	0	1	13	19.8	
vs Baylor	11/25/21	*	30	2-10	.200	0-1	.000	0-0	.000	1	2	3	6.8	5	1	4	0	0	4	16.6	
vs Houston	11/26/21	*	31	3-8	.375	0-0	.000	9-10	.900	4	6	10	7.3	3	1	6	0	3	15	16.3	
vs Arizona St.	11/27/21	*	38	4-15	.267	0-2	.000	2-2	1.000	3	3	6	7.1	3	5	1	0	1	10	15.4	
STONY BROOK	12/02/21	*	37	6-15	.400	0-3	.000	0-1	.000	3	3	6	7.0	5	4	2	0	4	12	15.0	
PRINCETON	12/05/21	*	29	5-14	.357	0-0	.000	4-6	.667	0	1	1	6.3	3	2	3	0	4	14	14.9	
MANHATTAN	12/08/21	*	27	3-7	.429	1-3	.333	1-1	1.000	0	1	1	5.8	4	2	2	0	0	8	14.2	
LAFAYETTE	12/12/21	*	29	3-7	.429	0-2	.000	0-0	.000	0	2	2	5.5	2	4	2	0	2	6	13.5	
FAIRLEIGH DICKINSON	1/02/22	*	32	7-13	.538	0-2	.000	0-1	.000	1	3	4	5.3	3	5	5	0	3	14	13.5	
LA SALLE	1/09/22	*	38	5-15	.333	2-3	.667	2-3	.667	3	3	6	5.4	5	3	2	0	1	14	13.5	
at George Mason	1/12/22	*	38	4-9	.444	0-0	.000	6-7	.857	2	1	3	5.2	3	2	2	0	1	14	13.6	
at VCU	1/15/22	*	37	8-12	.667	0-0	.000	3-5	.600	3	3	6	5.3	3	5	3	0	0	19	13.9	
GEORGE WASHINGTON	1/19/22	*	29	5-12	.417	1-2	.500	4-5	.800	1	2	3	5.1	4	4	3	0	1	15	14.0	
at Davidson	1/21/22	*	30	5-13	.385	1-3	.333	7-12	.583	2	4	6	5.2	3	1	4	0	2	18	14.2	
at Dayton	1/23/22	*	39	5-17	.294	1-5	.200	1-2	.500	2	4	6	5.2	0	4	3	1	0	12	14.1	
SAINT JOSEPH'S	1/26/22	*	35	2-6	.333	0-1	.000	5-6	.833	1	5	6	5.3	3	5	4	0	4	9	13.8	
ST. BONAVENTURE	1/29/22	*	38	6-12	.500	1-3	.333	1-4	.250	2	3	5	5.3	5	2	2	0	3	14	13.9	
Totals			20	679	102-246	.415	8-33	242	65-91	.714	39	66	105	5.3	67	61	60	1	44	277	13.9
Games played: 20										Rebounds/game: 5.3											
Minutes/game: 34.0										Assists/game: 3.1											
Points/game: 13.9										Turnovers/game: 3.0											
FG Pct: 41.5										Assist/turnover ratio: 1.0											
3FG Pct: 24.2										Steals/game: 2.2											
FT Pct: 71.4										Blocks/game: 0.1											

Dingle Season/Career Highs

Points

Season: 34, vs. Quinnipiac, 11/9/21

A-10: 19, at VCU, 1/15/22

Rebounds

Season: 13, at Seton Hall, 11/13/21

A-10: 6, 5x, last vs. Saint Joseph's, 1/26/22

Assists

Season: 5, 4x, last vs. Saint Joseph's, 1/26/22

A-10: 5, 2x, last vs. Saint Joseph's, 1/26/22

Steals

Season: 6, vs. Quinnipiac, 11/9/21

A-10: 4, vs. Saint Joseph's, 1/26/22

Blocks

Season: 1, at Dayton, 1/23/22

A-10: 1, at Dayton, 1/23/22

Field Goals Made

Season: 11, vs. Quinnipiac, 11/9/21

A-10: 8, at VCU, 1/15/22

Field Goals Attempted

Season: 17, 3x, last at Dayton, 1/23/22

A-10: 17, at Dayton, 1/23/22

3-Point Field Goals Made

Season: 2, vs. La Salle, 1/9/22

A-10: 2, vs. La Salle, 1/9/22

3-Point Field Goals Attempted

Season: 5, at Dayton, 1/23/22

A-10: 5, at Dayton, 1/23/22

Free Throws Made

Season: 11, vs. Quinnipiac, 11/9/21

A-10: 7, at Davidson, 1/21/22

Free Throws Attempted

Season: 13, vs. Quinnipiac, 11/9/21

A-10: 12, at Davidson, 1/21/22

Minutes

Season: 40, vs. Quinnipiac, 11/9/21

A-10: 39, at Dayton, 1/23/22

Dingle's Career Statistics

SEASON	GP-GS	MIN/AVG	FG-FGA	PCT	3FG-3FGA	PCT	FT-FTA	PCT	OFF-DEF-TOT	AVG	PF-FO	AST	TO	BLK	STL	PTS-AVG
2018-19	32-30	906/28.3	137-361	.380	9-55	.164	131-167	.784	15-79-94	2.9	106-4	81	104	8	65	414-13.0
2019-20	28-15	742/26.5	135-285	.474	2-20	.100	99-144	.688	26-75-101	3.6	100-4	94	86	5	61	371-13.3
2020-21	20-18	568/28.4	84-193	.435	9-29	.310	59-83	.711	15-55-70	3.5	54-1	69	70	5	34	236-11.8
2021-22	20-20	679/34.0	102-246	.415	8-33	.242	65-91	.714	39-66-105	5.3	67-4	61	60	1	44	277-13.9
TOTAL	100-83	2,895/29.0	458-1,085	.422	28-137	.204	354-485	.730	95-275-370	3.7	327-13	305	320	19	204	1,298-13.0



Catherine Polisano

Senior

Guard - 5'9

Ambler, Pa.

Germantown Academy



2021-22 Game-By-Game Statistics

Opponent	Date	gs	min	Total	3-Pointers	Free throws	Rebounds	pf	a	t/o	blk	stl	pts	avg
				fg-fga	pct	3fg-fga	pct	ft-fa	pct	off	def	tot	avg	
QUINNIPIAC	11/09/21	dnp		-	-	-	-	-	-	-	-	-	-	-
at Seton Hall	11/13/21	1		0-1	.000	0-1	.000	0-0	.000	0	0	0	0.0	0
at Notre Dame	11/18/21	1		0-0	.000	0-0	.000	0-0	.000	0	0	0	0.0	0
MICHIGAN ST.	11/21/21	dnp		-	-	-	-	-	-	-	-	-	-	-
vs Baylor	11/25/21	2		1-1	1.000	1-1	1.000	0-0	.000	0	0	0	0.0	1
vs Houston	11/26/21	1		0-0	.000	0-0	.000	0-0	.000	0	0	0	0.0	0
vs Arizona St.	11/27/21	dnp		-	-	-	-	-	-	-	-	-	-	-
STONY BROOK	12/02/21	dnp		-	-	-	-	-	-	-	-	-	-	-
PRINCETON	12/05/21	dnp		-	-	-	-	-	-	-	-	-	-	-
MANHATTAN	12/08/21	dnp		-	-	-	-	-	-	-	-	-	-	-
LAFAYETTE	12/12/21	6		0-0	.000	0-0	.000	0-0	.000	0	0	0	0.0	0
FAIRLEIGH DICKINSON	1/02/22	dnp		-	-	-	-	-	-	-	-	-	-	-
LA SALLE	1/09/22	dnp		-	-	-	-	-	-	-	-	-	-	-
at George Mason	1/12/22	dnp		-	-	-	-	-	-	-	-	-	-	-
at VCU	1/15/22	dnp		-	-	-	-	-	-	-	-	-	-	-
GEORGE WASHINGTON	1/19/22	dnp		-	-	-	-	-	-	-	-	-	-	-
at Davidson	1/21/22	dnp		-	-	-	-	-	-	-	-	-	-	-
at Dayton	1/23/22	dnp		-	-	-	-	-	-	-	-	-	-	-
SAINT JOSEPH'S	1/26/22	3		1-1	1.000	0-0	.000	0-0	.000	0	1	1	0.2	0
ST. BONAVENTURE	1/29/22	dnp		-	-	-	-	-	-	-	-	-	-	-
Totals		0	14	2-3	.667	1-2	.500	0-0	.000	0	1	1	0.2	1

Games played: 6
Minutes/game: 2.3
Points/game: 0.8
FG Pct: 66.7
3FG Pct: 50.0

Rebounds/game: 0.2
Assists/game: 0.3
Turnovers/game: 0.2
Assist/turnover ratio: 2.0

Polisano Season/Career Highs

Points

Season: 3, vs. #6/8 Baylor, 11/25/21

Career: 3, 2x, last vs. #6/8 Baylor, 11/25/21

A-10: 2, 3x, last vs. Saint Joseph's, 1/26/22

Rebounds

Season: 1, vs. Saint Joseph's, 1/26/22

Career: 1, 6x, last vs. Saint Joseph's, 1/26/22

A-10: 1, 3x, last vs. Saint Joseph's, 1/26/22

Assists

Season: 2, vs. Lafayette, 12/12/21

Career: 2, vs. Lafayette, 12/12/21

A-10: N/A

Steals

Season: N/A

Career: 1, 2x, last vs. St. Bonaventure, 1/22/21

A-10: 1, 2x, last vs. St. Bonaventure, 1/22/21

Blocks

Season: N/A

Career: 1, vs. Duquesne, 3/9/19 #

A-10: N/A

Field Goals Made

Season: 1, 2x, last vs. Saint Joseph's, 1/26/22

Career: 1, 5x, last vs. Saint Joseph's, 1/26/22

A-10: 1, 2x, last vs. Saint Joseph's, 1/26/22

Field Goals Attempted

Season: 1, 3x, last vs. Saint Joseph's, 1/26/22

Career: 5, vs. Wagner, 11/9/18

A-10: 2, 2x, last vs. Richmond, 1/9/19

3-Point Field Goals Made

Season: 1, vs. #6/8 Baylor, 11/25/21

Career: 1, 2x, last vs. #6/8 Baylor, 11/25/21

A-10: N/A

3-Point Field Goals Attempted

Season: 1, 2x, last vs. #6/8 Baylor, 11/25/21

Career: 3, vs. Wagner, 11/9/18

A-10: 1, 3x, last at Davidson, 1/31/21

Free Throws Made

Season: N/A

Career: 2, 4x, last vs. Samford, 12/29/19

A-10: 2, vs. Massachusetts, 2/24/19

Free Throws Attempted

Season: N/A

Career: 3, last at #12 Syracuse, 3/23/19 &

A-10: 2, vs. Massachusetts, 2/24/19

Minutes

Season: 6, vs. Lafayette, 12/12/21

Career: 11, vs. Wagner, 11/9/18

A-10: 7, vs. St. Bonaventure, 1/4/20

- A-10 Championship game
& - NCAA Tournament game

Polisano's Career Statistics

			Total		3-Point		F-Throws		Rebounds										Scoring	
Season	gp-gs	min/avg	fg-fga	pct	fg-fga	pct	ft-fa	pct	off	def	tot	avg	pf	fo	ast	to	blk	stl	pts	avg
2018-19	14-0	45/3.2	2-11	.182	1-5	.200	6-7	.857	2	2	4	0.3	3	0	1	4	1	0	11	0.8
2019-20	9-0	30/3.3	1-4	.250	0-2	.000	2-2	1.000	0	1	1	0.1	4	0	0	4	0	1	4	0.4
2020-21	7-0	19/2.7	0-3	.000	0-1	.000	0-0	.000	0	0	0	0.0	1	0	0	2	0	1	0	0.0
2021-22	6-0	14/2.3	2-3	.667	1-2	.500	0-0	.000	0	1	1	0.2	1	0	2	1	0	0	5	0.8
TOTAL	36-0	108/3.0	5-21	.238	2-10	.200	8-9	.889	2	4	6	0.2	9	0	3	11	1	2	20	0.6



Millie Prior

Freshman

Guard - 6'2

Sydney, Australia

Lake Ginninderra College



2021-22 Game-By-Game Statistics

Opponent	Date	gs	min	Total		3-Pointers		Free throws		Rebounds				pf	a	t/o	blk	stl	pts	avg
				fg-fga	pct	3fg-fga	pct	ft-fa	pct	off	def	tot	avg							
QUINNIPAC	11/09/21	*	32	3-7	.429	0-0	.000	1-2	.500	9	1	10	10.0	4	0	2	1	2	7	7.0
at Seton Hall	11/13/21		16	0-1	.000	0-0	.000	2-2	1.000	1	1	2	6.0	1	0	0	0	0	2	4.5
at Notre Dame	11/18/21		13	0-2	.000	0-0	.000	0-0	.000	1	1	2	4.7	1	2	0	0	0	0	3.0
MICHIGAN ST.	11/21/21		6	1-2	.500	0-0	.000	0-0	.000	2	0	2	4.0	0	1	1	0	0	2	2.8
vs Baylor	11/25/21		7	0-1	.000	0-0	.000	0-0	.000	2	0	2	3.6	2	2	0	0	0	0	2.2
vs Houston	11/26/21		4	0-0	.000	0-0	.000	0-0	.000	0	0	0	3.0	0	0	0	1	0	0	1.8
vs Arizona St.	11/27/21		11	0-0	.000	0-0	.000	0-0	.000	0	1	1	2.7	1	0	0	0	0	0	1.6
STONY BROOK	12/02/21		6	1-1	1.000	0-0	.000	0-0	.000	0	1	1	2.5	0	0	0	0	0	2	1.6
PRINCETON	12/05/21	dnp	-	-	-	-	-	-	-	-	-	-	-	-	-	-	-	-	-	-
MANHATTAN	12/08/21	dnp	-	-	-	-	-	-	-	-	-	-	-	-	-	-	-	-	-	-
LAFAYETTE	12/12/21	dnp	-	-	-	-	-	-	-	-	-	-	-	-	-	-	-	-	-	-
FAIRLEIGH DICKINSON	1/02/22	dnp	-	-	-	-	-	-	-	-	-	-	-	-	-	-	-	-	-	-
LA SALLE	1/09/22		24	0-4	.000	0-0	.000	3-4	.750	2	1	3	2.6	3	2	0	2	0	3	1.8
at George Mason	1/12/22		6	0-0	.000	0-0	.000	1-2	.500	1	1	2	2.5	1	1	0	1	0	1	1.7
at VCU	1/15/22		4	0-1	.000	0-0	.000	0-0	.000	2	1	3	2.5	0	0	2	0	0	0	1.5
GEORGE WASHINGTON	1/19/22		4	0-0	.000	0-0	.000	0-0	.000	0	0	0	2.3	0	0	0	0	0	0	1.4
at Davidson	1/21/22		8	1-1	1.000	0-0	.000	0-0	.000	0	2	2	2.3	2	0	1	0	0	2	1.5
at Dayton	1/23/22		3	0-0	.000	0-0	.000	0-0	.000	0	0	0	2.1	0	0	0	0	0	0	1.4
SAINT JOSEPH'S	1/26/22		10	0-2	.000	0-0	.000	0-0	.000	3	0	3	2.2	2	1	2	1	0	0	1.3
ST. BONAVENTURE	1/29/22		1	1-1	1.000	0-0	.000	0-0	.000	0	0	0	2.1	0	0	1	0	0	2	1.3
Totals		1	155	7-23	.304	0-0	.000	7-10	.700	23	10	33	2.1	17	9	9	6	2	21	1.3

Games played: 16
Minutes/game: 9.7
Points/game: 1.3
FG Pct: 30.4
FT Pct: 70.0

Rebounds/game: 2.1
Assists/game: 0.6
Turnovers/game: 0.6
Assist/turnover ratio: 1.0
Steals/game: 0.1
Blocks/game: 0.4

Prior Season/Career Highs

Points

Season: 7, vs. Quinnipiac, 11/9/21

A-10: 3, vs. La Salle, 1/9/22

Rebounds

Season: 10, vs. Quinnipiac, 11/9/21

A-10: 3, 3x, last vs. Saint Joseph's, 1/26/22

Assists

Season: 2, 2x, last vs. La Salle, 1/9/22

A-10: 2, vs. La Salle, 1/9/22

Steals

Season: 2, vs. Quinnipiac, 11/9/21

A-10: N/A

Blocks

Season: 2, vs. La Salle, 1/9/22

A-10: 2, vs. La Salle, 1/9/22

Field Goals Made

Season: 3, vs. Quinnipiac, 11/9/21

A-10: 1, 2x, last vs. St. Bonaventure, 1/29/22

Field Goals Attempted

Season: 7, vs. Quinnipiac, 11/9/21

A-10: 4, vs. La Salle, 1/9/22

3-Point Field Goals Made

Season: N/A

A-10: N/A

3-Point Field Goals Attempted

Season: N/A

A-10: N/A

Free Throws Made

Season: 3, vs. La Salle, 1/9/22

A-10: 3, vs. La Salle, 1/9/22

Free Throws Attempted

Season: 4, vs. La Salle, 1/9/22

A-10: 4, vs. La Salle, 1/9/22

Minutes

Season: 32, vs. Quinnipiac, 11/9/21

A-10: 24, vs. La Salle, 1/9/22



Edona Thaqi

Graduate

Guard - 5'9

Stamford, Conn.

Westhill



2021-22 Game-By-Game Statistics

Opponent	Date	gs	min	Total fg-fga	pct	3-Pointers 3fg-fga	pct	Free throws ft-fa	pct	Rebounds off def tot	avg	pf	a	t/o	blk	stl	pts	avg
QUINNIPIAC	11/09/21	dnp		-	-	-	-	-	-	-	-	-	-	-	-	-	-	-
at Seton Hall	11/13/21	1		0-0	.000	0-0	.000	0-0	.000	0	0	0	0.0	0	0	0	0	0.0
at Notre Dame	11/18/21	dnp		-	-	-	-	-	-	-	-	-	-	-	-	-	-	-
MICHIGAN ST.	11/21/21	dnp		-	-	-	-	-	-	-	-	-	-	-	-	-	-	-
vs Baylor	11/25/21	2		0-0	.000	0-0	.000	0-0	.000	2	0	2	1.0	0	1	0	0	0.0
vs Houston	11/26/21	1		0-0	.000	0-0	.000	0-0	.000	0	0	0	0.7	0	0	0	0	0.0
vs Arizona St.	11/27/21	dnp		-	-	-	-	-	-	-	-	-	-	-	-	-	-	-
STONY BROOK	12/02/21	dnp		-	-	-	-	-	-	-	-	-	-	-	-	-	-	-
PRINCETON	12/05/21	dnp		-	-	-	-	-	-	-	-	-	-	-	-	-	-	-
MANHATTAN	12/08/21	dnp		-	-	-	-	-	-	-	-	-	-	-	-	-	-	-
LAFAYETTE	12/12/21	4		0-0	.000	0-0	.000	0-0	.000	1	2	3	1.3	0	0	1	0	0.0
FAIRLEIGH DICKINSON	1/02/22	6		0-0	.000	0-0	.000	0-0	.000	0	0	0	1.0	0	0	0	0	0.0
LA SALLE	1/09/22	dnp		-	-	-	-	-	-	-	-	-	-	-	-	-	-	-
at George Mason	1/12/22	dnp		-	-	-	-	-	-	-	-	-	-	-	-	-	-	-
at VCU	1/15/22	dnp		-	-	-	-	-	-	-	-	-	-	-	-	-	-	-
GEORGE WASHINGTON	1/19/22	dnp		-	-	-	-	-	-	-	-	-	-	-	-	-	-	-
at Davidson	1/21/22	dnp		-	-	-	-	-	-	-	-	-	-	-	-	-	-	-
at Dayton	1/23/22	dnp		-	-	-	-	-	-	-	-	-	-	-	-	-	-	-
SAINT JOSEPH'S	1/26/22	3		0-0	.000	0-0	.000	0-0	.000	0	1	1	1.0	0	0	1	0	0.0
ST. BONAVENTURE	1/29/22	dnp		-	-	-	-	-	-	-	-	-	-	-	-	-	-	-
Totals		0	17	0-0	.000	0-0	.000	0-0	.000	3	3	6	1.0	0	1	1	0	0.0

Games played: 6
Minutes/game: 2.8

Rebounds/game: 1.0
Assists/game: 0.2
Turnovers/game: 0.2
Assist/turnover ratio: 1.0
Blocks/game: 0.2

Thaqi Season/Career Highs

Points

Season: N/A

Career: 1, vs. St. Bonaventure, 1/4/20

A-10: 1, vs. St. Bonaventure, 1/4/20

Rebounds

Season: 3, vs. Lafayette, 12/12/21

Career: 3, vs. Lafayette, 12/12/21

A-10: 1, vs. Saint Joseph's, 1/26/22

Assists

Season: 1, vs. #6/8 Baylor, 11/25/21

Career: 1, vs. #6/8 Baylor, 11/25/21

A-10: N/A

Steals

Season: N/A

Career: 1, vs. Saint Joseph's, 2/29/20

A-10: 1, vs. Saint Joseph's, 2/29/20

Blocks

Season: 1, vs. Lafayette, 12/12/21

Career: 1, vs. Lafayette, 12/12/21

A-10: N/A

Field Goals Made

Season: N/A

Career: N/A

A-10: N/A

Field Goals Attempted

Season: N/A

Career: 2, 2x, last vs. Saint Joseph's, 2/29/20

A-10: 2, 2x, last vs. Saint Joseph's, 2/29/20

3-Point Field Goals Made

Season: N/A

Career: N/A

A-10: N/A

3-Point Field Goals Attempted

Season: N/A

Career: N/A

A-10: N/A

Free Throws Made

Season: N/A

Career: 1, vs. St. Bonaventure, 1/4/20

A-10: 1, vs. St. Bonaventure, 1/4/20

Free Throws Attempted

Season: N/A

Career: 2, vs. St. Bonaventure, 1/4/20

A-10: 2, vs. St. Bonaventure, 1/4/20

Minutes

Season: 6, vs. Fairleigh Dickinson, 1/2/22

Career: 6, vs. Fairleigh Dickinson, 1/2/22

A-10: 4, vs. St. Bonaventure, 1/4/20

Thaqi's Career Statistics

Season	gp-gs	min/avg	Total fg-fga	pct	3-Point fg-fga	pct	F-Throws ft-fa	pct	Rebounds off def tot	avg	pf	fo	ast	to	blk	stl	pts	avg
2018-19	3-0	4/1.3	0-1	.000	0-0	.000	0-0	.000	0	0	0	0.0	0	0	1	0	0	0.0
2019-20	9-0	17/1.9	0-5	.000	0-0	.000	1-2	.500	0	2	2	0.2	0	0	1	0	1	0.1
2021-22	6-0	17/2.8	0-0	.000	0-0	.000	0-0	.000	3	3	6	1.0	0	0	1	1	0	0.0
TOTAL	18-0	38/2.1	0-6	.000	0-0	.000	1-2	.500	3	5	8	0.4	0	0	3	1	1	0.1



Vilisi Tavui

Redshirt Senior

Center - 6'4

Nausori, Fiji

Lelean Memorial



2020-21 Game-By-Game Statistics

Opponent	Date	gs	min	Total		3-Pointers		Free throws		Rebounds				pf	a	t/o	blk	stl	pts	avg
				fg-fga	pct	3fg-fga	pct	ft-fa	pct	off	def	tot	avg							
QUINNIPAC	11/09/21	dnp		-	-	-	-	-	-	-	-	-	-	-	-	-	-	-	-	-
at Seton Hall	11/13/21	1		0-0	.000	0-0	.000	0-0	.000	0	0	0	0.0	0	0	0	0	0	0	0.0
at Notre Dame	11/18/21	dnp		-	-	-	-	-	-	-	-	-	-	-	-	-	-	-	-	-
MICHIGAN ST.	11/21/21	dnp		-	-	-	-	-	-	-	-	-	-	-	-	-	-	-	-	-
vs Baylor	11/25/21	2		0-0	.000	0-0	.000	0-0	.000	0	1	1	0.5	0	0	0	0	0	0	0.0
vs Houston	11/26/21	dnp		-	-	-	-	-	-	-	-	-	-	-	-	-	-	-	-	-
vs Arizona St.	11/27/21	dnp		-	-	-	-	-	-	-	-	-	-	-	-	-	-	-	-	-
STONY BROOK	12/02/21	dnp		-	-	-	-	-	-	-	-	-	-	-	-	-	-	-	-	-
PRINCETON	12/05/21	dnp		-	-	-	-	-	-	-	-	-	-	-	-	-	-	-	-	-
MANHATTAN	12/08/21	dnp		-	-	-	-	-	-	-	-	-	-	-	-	-	-	-	-	-
LAFAYETTE	12/12/21	dnp		-	-	-	-	-	-	-	-	-	-	-	-	-	-	-	-	-
FAIRLEIGH DICKINSON	1/02/22	dnp		-	-	-	-	-	-	-	-	-	-	-	-	-	-	-	-	-
LA SALLE	1/09/22	dnp		-	-	-	-	-	-	-	-	-	-	-	-	-	-	-	-	-
at George Mason	1/12/22	dnp		-	-	-	-	-	-	-	-	-	-	-	-	-	-	-	-	-
at VCU	1/15/22	dnp		-	-	-	-	-	-	-	-	-	-	-	-	-	-	-	-	-
GEORGE WASHINGTON	1/19/22	1		0-0	.000	0-0	.000	0-0	.000	0	1	1	0.7	0	0	2	0	0	0	0.0
at Davidson	1/21/22	dnp		-	-	-	-	-	-	-	-	-	-	-	-	-	-	-	-	-
at Dayton	1/23/22	dnp		-	-	-	-	-	-	-	-	-	-	-	-	-	-	-	-	-
SAINT JOSEPH'S	1/26/22	dnp		-	-	-	-	-	-	-	-	-	-	-	-	-	-	-	-	-
ST. BONAVENTURE	1/29/22	dnp		-	-	-	-	-	-	-	-	-	-	-	-	-	-	-	-	-
Totals		0	4	0-0	.000	0-0	.000	0-0	.000	0	2	2	0.7	0	0	2	0	0	0	0.0

Games played: 3
Minutes/game: 1.3

Rebounds/game: 0.7
Turnovers/game: 0.7

Tavui Season/Career Highs

Points

Season: N/A

Career: 6, 2x, last vs. Massachusetts, 3/12/21 #

A-10: 5, at La Salle, 1/31/19

Rebounds

Season: 1, 2x, last vs. George Washington, 1/19/22

Career: 6, 2x, last vs. Saint Louis, 1/23/20

A-10: 6, 2x, last vs. Saint Louis, 1/23/20

Assists

Season: N/A

Career: 1, 5x, last vs. Saint Joseph's, 3/3/20 #

A-10: 1, 3x, last vs. Davidson, 2/13/20

Steals

Season: N/A

Career: 2, 2x, last vs. Rhode Island, 2/7/21

A-10: 1, at Duquesne, 2/25/20

Blocks

Season: N/A

Career: 1, 2x, last at Duquesne, 2/25/20

A-10: 1, at Duquesne, 2/25/20

Field Goals Made

Season: N/A

Career: 3, 2x, last vs. Massachusetts, 3/12/21 #

A-10: 2, 3x, last vs. Davidson, 2/13/20

Field Goals Attempted

Season: N/A

Career: 4, 2x, last vs. Massachusetts, 3/12/21 #

A-10: 4, vs. Davidson, 2/13/20

3-Point Field Goals Made

Season: N/A

Career: N/A

A-10: N/A

3-Point Field Goals Attempted

Season: N/A

Career: N/A

A-10: N/A

Free Throws Made

Season: N/A

Career: 2, 2x, last at Iona, 12/21/18

A-10: 1, 2x, last vs. Saint Louis, 1/23/20

Free Throws Attempted

Season: N/A

Career: 2, 7x, last vs. St. Bonaventure, 1/22/21

A-10: 2, 4x, last vs. St. Bonaventure, 1/22/21

Minutes

Season: 2, vs. #6/8 Baylor, 11/25/21

Career: 26, vs. Davidson, 2/13/20

A-10: 26, vs. Davidson, 2/13/20

- Atlantic 10 Championship game

Tavui's Career Statistics

Season	gp-gs	min/avg	Total		3-Point		F-Throws		Rebounds				Scoring					
			fg-fga	pct	fg-fga	pct	ft-fa	pct	off	def	tot	avg	pf	fo	ast	to	blk	stl
2018-19	15-0	60/4.0	7-17	.412	0-0	.000	5-7	.714	7	7	14	0.9	7	0	1	6	0	3
2019-20	28-3	215/7.7	15-35	.429	0-0	.000	2-9	.222	13	30	43	1.5	32	0	5	12	2	2
2020-21	7-0	43/6.1	4-8	.500	0-0	.000	1-2	.500	2	5	7	1.0	5	0	0	0	0	3
2021-22	3-0	4/1.3	0-0	.000	0-0	.000	0-0	.000	0	2	2	0.7	0	0	0	2	0	0
TOTAL	53-3	322/6.1	26-60	.433	0-0	.000	8-18	.444	22	44	66	1.2	44	0	6	20	2	8



Kendell Heremaia

Graduate

Guard - 5'9

Whangera, New Zealand

St. Peter's



20

2021-22 Game-By-Game Statistics

Opponent	Date	gs	min	Total		3-Pointers		Free throws		Rebounds				pf	a	t/o	blk	stl	pts	avg	
				fg-fga	pct	3fg-fga	pct	ft-fga	pct	off	def	tot	avg								
QUINNIPAC	11/09/21	*	37	2-13	.154	1-9	.111	0-0	.000	0	6	6	6.0	2	4	2	1	1	5	5.0	
at Seton Hall	11/13/21	*	30	9-14	.643	8-11	.727	3-4	.750	1	6	7	6.5	2	2	5	1	3	29	17.0	
at Notre Dame	11/18/21	*	29	3-10	.300	0-6	.000	1-2	.500	1	3	4	5.7	3	2	3	0	2	7	13.7	
MICHIGAN ST.	11/21/21	*	32	1-6	.167	0-1	.000	6-6	1.000	0	1	1	4.5	3	5	3	0	0	8	12.3	
vs Baylor	11/25/21	*	24	4-8	.500	3-6	.500	3-3	1.000	0	6	6	4.8	1	0	2	0	0	14	12.6	
vs Houston	11/26/21	*	29	5-8	.625	1-4	.250	0-0	.000	1	9	10	5.7	3	5	2	0	0	11	12.3	
vs Arizona St.	11/27/21	*	23	1-7	.143	0-5	.000	0-0	.000	0	2	2	5.1	4	1	3	0	0	2	10.9	
STONY BROOK	12/02/21	*	29	3-11	.273	0-5	.000	2-4	.500	1	4	5	5.1	3	2	2	1	1	8	10.5	
PRINCETON	12/05/21	*	31	4-10	.400	0-4	.000	6-6	1.000	1	6	7	5.3	3	3	2	1	1	14	10.9	
MANHATTAN	12/08/21	*	32	5-15	.333	2-9	.222	4-4	1.000	2	7	9	5.7	0	1	4	0	0	16	11.4	
LAFAYETTE	12/12/21	*	30	6-11	.545	3-7	.429	3-4	.750	0	4	4	5.5	2	2	2	0	3	18	12.0	
FAIRLEIGH DICKINSON	1/02/22	dnp			-	-	-	-	-	-	-	-	-	-	-	-	-	-	-	-	
LA SALLE	1/09/22	*	28	2-13	.154	0-6	.000	1-2	.500	1	4	5	5.5	5	0	2	1	2	5	11.4	
at George Mason	1/12/22	*	29	2-5	.400	0-3	.000	0-0	.000	1	5	6	5.5	4	7	4	0	0	4	10.8	
at VCU	1/15/22	*	31	6-13	.462	1-6	.167	0-0	.000	2	10	12	6.0	1	1	2	1	0	13	11.0	
GEORGE WASHINGTON	1/19/22	*	29	4-9	.444	4-6	.667	0-0	.000	1	4	5	5.9	2	3	3	0	1	12	11.1	
at Davidson	1/21/22		27	7-15	.467	4-8	.500	0-0	.000	2	7	9	6.1	4	1	1	0	1	18	11.5	
at Dayton	1/23/22	*	31	2-10	.200	1-5	.200	0-0	.000	1	4	5	6.1	3	1	0	0	0	5	11.1	
SAINT JOSEPH'S	1/26/22	*	21	0-5	.000	0-3	.000	2-2	1.000	1	2	3	5.9	1	1	0	0	3	2	10.6	
ST. BONAVENTURE	1/29/22	*	26	1-8	.125	1-3	.333	1-2	.500	1	7	8	6.0	2	2	2	0	0	4	10.3	
Totals			18	548	67-191	.351	29-107	.271	32-39	.821	17	97	114	6.0	48	43	44	6	18	195	10.3
Games played: 19								Rebounds/game: 6.0													
Minutes/game: 28.8								Assists/game: 2.3													
Points/game: 10.3								Turnovers/game: 2.3													
FG Pct: 35.1								Assist/turnover ratio: 1.0													
3FG Pct: 27.1								Steals/game: 0.9													
FT Pct: 82.1								Blocks/game: 0.3													

Heremaia Season/Career Highs

Points

Season: 29, at Seton Hall, 11/13/21

Career: 29, 2x, last at Seton Hall, 11/13/21

A-10: 29, at Richmond, 2/16/20

Rebounds

Season: 12, at VCU, 1/15/22

Career: 16, at Saint Louis, 1/13/19

A-10: 16, at Saint Louis, 1/13/19

Assists

Season: 7, at George Mason, 1/12/22

Career: 8, vs. Samford, 12/29/19

A-10: 7, 2x, last at George Mason, 1/13/22

Steals

Season: 3, 3x, last vs. Saint Joseph's, 1/26/22

Career: 6, at VCU, 1/29/20

A-10: 6, at VCU, 1/29/20

Blocks

Season: 1, 6x, last at VCU, 1/15/22

Career: 3, 2x, last vs. Saint Joseph's, 3/3/20 #

A-10: 3, at Richmond, 2/16/20

Field Goals Made

Season: 9, at Seton Hall, 11/13/21

Career: 12, at Richmond, 2/16/20

A-10: 12, at Richmond, 2/16/20

Field Goals Attempted

Season: 15, 2x, last at Davidson, 1/21/22

Career: 23, at Duquesne, 2/25/20

A-10: 23, at Duquesne, 2/25/20

3-Point Field Goals Made

Season: 8, at Seton Hall, 11/13/21

Career: 8, at Seton Hall, 11/13/21

A-10: 5, at Richmond, 2/16/20

3-Point Field Goals Attempted

Season: 11, at Seton Hall, 11/13/21

Career: 12, vs. George Mason, 1/1/21

A-10: 12, vs. George Mason, 1/1/21

Free Throws Made

Season: 6, 2x, last vs. Princeton, 12/5/21

Career: 6, 2x, last vs. Princeton, 12/5/21

A-10: 5, at Massachusetts, 2/8/20

Free Throws Attempted

Season: 6, 2x, last vs. Princeton, 12/5/21

Career: 6, 5x, last vs. Princeton, 12/5/21

A-10: 6, at Massachusetts, 2/8/20

Minutes

Season: 37, vs. Quinnipiac, 11/9/21

Career: 39, 2x, last vs. Ohio, 3/20/21 ^

A-10: 39, 2x, last vs. Ohio, 3/20/21 ^

- Atlantic 10 Championship game
 ^ - WNIT game

Heremaia's Career Statistics

			Total		3-Point		F-Throws		Rebounds										Scoring	
Season	gp-gs	min/avg	fg-fga	pct	fg-fga	pct	ft-fa	pct	off	def	tot	avg	pf	fo	ast	to	blk	stl	pts	avg
2017-18	33-7	475/14.4	34-104	.327	21-63	.333	5-7	.714	17	54	71	2.2	41	0	30	52	5	13	94	2.8
2018-19	34-33	968/28.5	104-274	.380	50-143	.350	17-27	.630	36	142	178	5.2	81	0	80	92	6	32	275	8.1
2019-20	32-32	997/31.2	142-368	.386	57-163	.350	35-42	.833	35	215	250	7.8	84	3	87	98	19	46	376	11.8
2020-21	18-18	535/29.7	80-213	.376	42-124	.339	27-34	.794	17	116	133	7.4	46	2	58	63	4	21	229	12.7
2021-22	19-18	548/28.8	67-191	.351	29-107	.271	32-39	.821	17	97	114	6.0	48	1	43	44	6	18	195	10.3
TOTAL	136-108	3523/25.9	427-1150	.371	199-600	.332	116-149	.779	122	624	746	5.5	300	6	298	349	40	130	1169	8.6



Chloe Chaffin

Redshirt Junior

Guard - 5'10

Kingston, N.Y.

Kingston



Chaffin Season/Career Highs

Points

Season: N/A

Career: 2, vs. St. Bonaventure, 1/4/20

A-10: 2, vs. St. Bonaventure, 1/4/20

Rebounds

Season: N/A

Career: 3, vs. Wagner, 11/9/18

A-10: N/A

Assists

Season: N/A

Career: 1, 2x, last at Northeastern, 11/11/18

A-10: N/A

Steals

Season: N/A

Career: 1, vs. Saint Joseph's, 3/3/20 #

A-10: N/A

Blocks

Season: N/A

Career: N/A

A-10: N/A

Field Goals Made

Season: N/A

Career: N/A

A-10: N/A

Field Goals Attempted

Season: N/A

Career: 2, vs. Wagner, 11/9/18

A-10: 1, vs. St. Bonaventure, 1/4/20

3-Point Field Goals Made

Season: N/A

Career: N/A

A-10: N/A

3-Point Field Goals Attempted

Season: N/A

Career: N/A

A-10: N/A

Free Throws Made

Season: N/A

Career: 2, vs. St. Bonaventure, 1/4/20

A-10: 2, vs. St. Bonaventure, 1/4/20

Free Throws Attempted

Season: N/A

Career: 4, vs. St. Bonaventure, 1/4/20

A-10: 4, vs. St. Bonaventure, 1/4/20

Minutes

Season: N/A

Career: 10, vs. Wagner, 11/9/18

A-10: 8, vs. St. Bonaventure, 1/4/20

- A-10 Championship game

Chaffin's Career Statistics

			Total		3-Point		F-Throws		Rebounds											Scoring	
Season	gp-gs	min/avg	fg-fga	pct	fg-fga	pct	ft-fta	pct	off	def	tot	avg	pf	fo	ast	to	blk	stl	pts	avg	
2018-1	2-0	15/7.5	0-2	.000	0-0	.000	1-2	.500	1	3	4	2.0	1	0	2	1	0	0	1	0.5	
2019-2	5-0	19/3.8	0-1	.000	0-0	.000	2-4	.500	0	0	0	0.0	2	0	0	1	0	1	2	0.4	
TOTAL	7-0	34/4.9	0-3	.000	0-0	.000	3-6	.500	1	3	4	0.6	3	0	2	2	0	1	3	0.4	



Kaitlyn Downey

Senior

Forward - 6'1

Hastings-on-Hudson, N.Y.

Maria Regina



2021-22 Game-By-Game Statistics

Opponent	Date	gs	min	Total		3-Pointers		Free throws		Rebounds				pf	a	t/o	blk	stl	pts	avg	
				fg-fga	pct	3fg-fga	pct	ft-fa	pct	off	def	tot	avg								
QUINNIPAC	11/09/21	*	36	4-13	.308	4-8	.500	2-2	1.000	3	7	10	10.0	4	3	2	0	1	14	14.0	
at Seton Hall	11/13/21	*	25	0-7	.000	0-6	.000	0-0	.000	1	5	6	8.0	3	2	1	1	0	0	7.0	
at Notre Dame	11/18/21	*	24	5-8	.625	3-4	.750	2-2	1.000	1	3	4	6.7	4	0	1	0	2	15	9.7	
MICHIGAN ST.	11/21/21	*	30	10-17	.588	4-9	.444	0-1	.000	1	5	6	6.5	0	1	1	3	2	24	13.3	
vs Baylor	11/25/21	*	34	2-7	.286	0-5	.000	0-0	.000	1	0	1	5.4	3	3	1	3	1	4	11.4	
vs Houston	11/26/21	*	27	3-6	.500	1-2	.500	1-2	.500	1	4	5	5.3	3	5	2	1	0	8	10.8	
vs Arizona St.	11/27/21	*	28	0-6	.000	0-2	.000	0-0	.000	0	2	2	4.9	1	2	2	0	0	0	9.3	
STONY BROOK	12/02/21	*	30	4-8	.500	2-4	.500	1-2	.500	1	9	10	5.5	1	2	1	2	0	11	9.5	
PRINCETON	12/05/21	*	31	4-7	.571	2-4	.500	0-0	.000	2	5	7	5.7	1	5	2	3	2	10	9.6	
MANHATTAN	12/08/21	*	34	3-7	.429	3-6	.500	2-2	1.000	2	6	8	5.9	0	2	0	0	1	11	9.7	
LAFAYETTE	12/12/21	*	23	1-3	.333	1-3	.333	0-0	.000	0	2	2	5.5	0	3	1	0	1	3	9.1	
FAIRLEIGH DICKINSON	1/02/22	*	19	2-4	.500	1-1	1.000	0-0	.000	1	6	7	5.7	0	3	0	0	1	5	8.8	
LA SALLE	1/09/22	*	28	2-7	.286	1-3	.333	0-0	.000	2	5	7	5.8	2	3	3	1	1	5	8.5	
at George Mason	1/12/22	*	34	7-11	.636	4-8	.500	0-0	.000	1	8	9	6.0	1	1	3	0	3	18	9.1	
at VCU	1/15/22	*	27	4-6	.667	2-3	.667	1-2	.500	0	2	2	5.7	0	3	0	0	0	11	9.3	
GEORGE WASHINGTON	1/19/22	*	29	1-3	.333	0-2	.000	0-0	.000	2	4	6	5.8	1	4	2	1	1	2	8.8	
at Davidson	1/21/22	*	15	1-5	.200	0-2	.000	0-0	.000	1	1	2	5.5	3	0	0	0	0	2	8.4	
at Dayton	1/23/22	*	23	1-4	.250	1-3	.333	0-0	.000	0	9	9	5.7	2	0	0	0	1	3	8.1	
SAINT JOSEPH'S	1/26/22	*	28	3-6	.500	2-4	.500	0-0	.000	2	2	4	5.6	1	3	1	1	2	8	8.1	
ST. BONAVENTURE	1/29/22	*	33	4-9	.444	4-7	.571	0-0	.000	1	3	4	5.6	1	5	0	2	1	12	8.3	
Totals			20	558	61-144	.424	35-86	.407	9-13	.692	23	88	111	5.6	31	50	23	18	20	166	8.3
Games played: 20										Rebounds/game: 5.6											
Minutes/game: 27.9										Assists/game: 2.5											
Points/game: 8.3										Turnovers/game: 1.2											
FG Pct: 42.4										Assist/turnover ratio: 2.2											
3FG Pct: 40.7										Steals/game: 1.0											
FT Pct: 69.2										Blocks/game: 0.9											

Games played: 20
Minutes/game: 27.9
Points/game: 8.3
FG Pct: 42.4
3FG Pct: 40.7
FT Pct: 69.2

Rebounds/game: 5.6
Assists/game: 2.5
Turnovers/game: 1.2
Assist/turnover ratio: 2.2
Steals/game: 1.0
Blocks/game: 0.9

Downey Season/Career Highs

Points

Season: 24, vs. RV/RV Michigan State, 11/21/21

Career: 24, 3x, last vs. RV/RV Michigan State, 11/21/21

A-10: 24, at Saint Louis, 1/17/21

Rebounds

Season: 10, 2x, last vs. Stony Brook, 12/2/21

Career: 20, at Stony Brook, 11/25/20

A-10: 18, vs. George Washington, 1/3/21

Assists

Season: 5, 3x, last vs. St. Bonaventure, 1/29/22

Career: 8, vs. Saint Joseph's, 2/29/20

A-10: 8, vs. Saint Joseph's, 2/29/20

Steals

Season: 3, at George Mason, 1/12/22

Career: 5, vs. #16 Notre Dame, 11/5/19

A-10: 4, vs. Saint Joseph's, 2/29/20

Blocks

Season: 3, 3x, last vs. Princeton, 12/5/21

Career: 4, 2x, last vs. Saint Joseph's, 2/12/21

A-10: 4, vs. Saint Joseph's, 2/12/21

Field Goals Made

Season: 10, vs. RV/RV Michigan State, 11/21/21

Career: 10, vs. RV/RV Michigan State, 11/21/21

A-10: 7, 2x, last at George Mason, 1/13/22

Field Goals Attempted

Season: 17, vs. RV/RV Michigan State, 11/21/21

Career: 17, vs. RV/RV Michigan State, 11/21/21

A-10: 14, 2x, last at Saint Louis, 1/17/21

3-Point Field Goals Made

Season: 4, 4x, last vs. St. Bonaventure, 1/29/22

Career: 6, 2x, last at Saint Louis, 1/17/21

A-10: 6, at Saint Louis, 1/17/21

3-Point Field Goals Attempted

Season: 9, vs. RV/RV Michigan State, 11/21/21

Career: 12, at Saint Louis, 1/13/19

A-10: 12, at Saint Louis, 1/13/19

Free Throws Made

Season: 2, 3x, last vs. Manhattan, 12/8/21

Career: 6, at VCU, 1/29/20

A-10: 6, at VCU, 1/29/20

Free Throws Attempted

Season: 2, 6x, last at VCU, 1/15/22

Career: 8, vs. Saint Joseph's, 2/12/21

A-10: 8, vs. Saint Joseph's, 2/12/21

Minutes

Season: 36, vs. Quinnipiac, 11/9/21

Career: 39, vs. Saint Joseph's, 2/12/21

A-10: 39, vs. Saint Joseph's, 2/12/21

Downey's Career Statistics

			Total		3-Point		F-Throws		Rebounds										Scoring	
Season	gp-gs	min/avg	fg-fga	pct	fg-fga	pct	ft-fa	pct	off	def	tot	avg	pf	fo	ast	to	blk	stl	pts	avg
2018-19	34-29	701/20.6	77-195	.395	33-107	.308	26-36	.722	43	84	127	3.7	48	0	36	28	6	15	213	6.3
2019-20	32-31	912/28.5	112-294	.381	46-150	.307	41-47	.872	31	151	182	5.7	86	3	68	49	23	35	311	9.7
2020-21	18-18	571/31.7	62-159	.390	32-88	.364	25-39	.641	30	153	183	10.2	37	1	56	34	15	18	181	10.1
2021-22	20-20	558/27.9	61-144	.424	35-86	.407	9-13	.692	23	88	111	5.6	31	0	50	23	18	20	166	8.3
TOTAL	104-98	2742/26.4	312-792	.394	146-431	.339	101-135	.748	127	476	603	5.8	202	4	210	134	62	88	871	8.4



Maranda Nyborg

Sophomore
Forward - 6'3
Bethel, Conn.
Bethel



30

2021-22 Game-By-Game Statistics

Opponent	Date	gs	min	Total		3-Pointers		Free throws		Rebounds				pf	a	t/o	blk	stl	pts	avg
				fg-fga	pct	3fg-fga	pct	ft-fa	pct	off	def	tot	avg							
QUINNIPIAC	11/09/21	12	0-2	.000	0-0	.000	2-2	1.000	2	0	2	2.0	1	0	1	1	0	2	2.0	
at Seton Hall	11/13/21	12	3-5	.600	0-1	.000	1-1	1.000	1	0	1	1.5	1	0	0	1	2	7	4.5	
at Notre Dame	11/18/21	16	3-6	.500	0-0	.000	0-0	.000	3	1	4	2.3	3	0	0	0	0	6	5.0	
MICHIGAN ST.	11/21/21	3	0-0	.000	0-0	.000	0-0	.000	0	0	0	1.8	2	0	0	0	0	0	3.8	
vs Baylor	11/25/21	9	0-2	.000	0-0	.000	0-0	.000	0	0	0	1.4	1	0	1	0	0	0	3.0	
vs Houston	11/26/21	5	0-1	.000	0-1	.000	0-0	.000	0	2	2	1.5	0	1	1	0	0	0	2.5	
vs Arizona St.	11/27/21	4	0-0	.000	0-0	.000	0-0	.000	0	0	0	1.3	0	0	1	0	1	0	2.1	
STONY BROOK	12/02/21	12	3-4	.750	0-0	.000	0-0	.000	1	2	3	1.5	0	0	0	1	1	6	2.6	
PRINCETON	12/05/21	5	0-0	.000	0-0	.000	1-2	.500	1	0	1	1.4	1	0	0	0	0	1	2.4	
MANHATTAN	12/08/21	14	0-0	.000	0-0	.000	1-2	.500	0	2	2	1.5	0	2	0	1	1	1	2.3	
LAFAYETTE	12/12/21	16	3-4	.750	0-0	.000	0-1	.000	0	2	2	1.5	1	0	1	2	0	6	2.6	
FAIRLEIGH DICKINSON	1/02/22	25	1-3	.333	0-0	.000	2-2	1.000	1	2	3	1.7	1	2	1	3	1	4	2.8	
LA SALLE	1/09/22	12	2-4	.500	0-1	.000	0-0	.000	1	2	3	1.8	1	1	0	0	0	4	2.8	
at George Mason	1/12/22	5	1-3	.333	0-0	.000	0-0	.000	1	2	3	1.9	1	0	0	0	0	2	2.8	
at VCU	1/15/22	5	0-0	.000	0-0	.000	0-0	.000	0	1	1	1.8	1	0	0	0	0	0	2.6	
GEORGE WASHINGTON	1/19/22	12	2-3	.667	0-0	.000	0-0	.000	0	0	0	1.7	1	0	0	2	0	4	2.7	
at Davidson	1/21/22	9	1-1	1.000	0-0	.000	0-0	.000	2	1	3	1.8	1	1	0	1	0	2	2.6	
at Dayton	1/23/22	12	1-3	.333	0-0	.000	1-2	.500	1	4	5	1.9	1	1	0	0	1	3	2.7	
SAINT JOSEPH'S	1/26/22	16	2-3	.667	0-0	.000	1-1	1.000	0	0	0	1.8	2	1	2	2	0	5	2.8	
ST. BONAVENTURE	1/29/22	7	0-0	.000	0-0	.000	0-0	.000	0	1	1	1.8	1	0	0	1	0	0	2.7	
Totals		0	211	22-44	.500	0-3	.000	9-13	.692	14	22	36	1.8	20	9	8	15	7	53	2.7

Games played: 20
Minutes/game: 10.6
Points/game: 2.7
FG Pct: 50.0
3FG Pct: 0.0
FT Pct: 69.2

Rebounds/game: 1.8
Assists/game: 0.5
Turnovers/game: 0.4
Assist/turnover ratio: 1.1
Steals/game: 0.4
Blocks/game: 0.8

Nyborg Season/Career Highs

Points

Season: 7, at Seton Hall, 11/13/21

Career: 10, vs. Davidson, 12/21/20

A-10: 10, vs. Davidson, 12/21/20

Rebounds

Season: 5, at Dayton, 1/23/22

Career: 6, at Quinnipiac, 12/5/20

A-10: 5, 2x, last at Dayton, 1/23/22

Assists

Season: 2, 2x, last vs. Fairleigh Dickinson, 1/2/22

Career: 2, 2x, last vs. Fairleigh Dickinson, 1/2/22

A-10: 1, 4x, last vs. Saint Joseph's, 1/26/22

Steals

Season: 2, at Seton Hall, 11/13/21

Career: 2, 2x, last at Seton Hall, 11/13/21

A-10: 1, at Dayton, 1/23/22

Blocks

Season: 3, vs. Fairleigh Dickinson, 1/2/22

Career: 3, vs. Fairleigh Dickinson, 1/2/22

A-10: 2, 2x, last vs. Saint Joseph's, 1/26/22

Field Goals Made

Season: 3, 4x, last vs. Lafayette, 12/12/21

Career: 3, 5x, last vs. Lafayette, 12/12/21

A-10: 3, vs. Davidson, 12/21/20

Field Goals Attempted

Season: 6, at RV/RV Notre Dame, 11/18/21

Career: 6, at RV/RV Notre Dame, 11/18/21

A-10: 4, vs. La Salle, 1/9/22

3-Point Field Goals Made

Season: N/A

Career: N/A

A-10: N/A

3-Point Field Goals Attempted

Season: 1, 3x, last vs. La Salle, 1/9/22

Career: 1, 3x, last vs. La Salle, 1/9/22

A-10: 1, vs. La Salle, 1/9/22

Free Throws Made

Season: 2, 2x, last vs. Fairleigh Dickinson, 1/2/22

Career: 4, vs. Davidson, 12/21/20

A-10: 4, vs. Davidson, 12/21/20

Free Throws Attempted

Season: 2, 5x, last at Dayton, 1/23/22

Career: 5, vs. Davidson, 12/21/20

A-10: 5, vs. Davidson, 12/21/20

Minutes

Season: 25, vs. Fairleigh Dickinson, 1/2/22

Career: 25, vs. Fairleigh Dickinson, 1/2/22

A-10: 16, vs. Saint Joseph's, 1/26/22

Nyborg's Career Statistics

			Total		3-Point		F-Throws		Rebounds											Scoring	
Season	gp-gs	min/avg	fg-fga	pct	fg-fga	pct	ft-fga	pct	off	def	tot	avg	pf	fo	ast	to	blk	stl	pts	avg	
2020-21	15-0	128/8.5	12-21	.571	0-0	.000	14-20	.700	8	18	26	1.7	15	0	2	7	6	2	38	2.5	
2021-22	20-0	211/10.6	22-44	.500	0-3	.000	9-13	.692	14	22	36	1.8	20	0	9	8	15	7	53	2.7	
TOTAL	35-0	339/9.7	34-65	.523	0-3	.000	23-33	.697	22	40	62	1.8	35	0	11	15	21	9	91	2.6	



Colleen McQuillen

Freshman

Guard - 5'10

Cresskill, N.J.

Cresskill

33



2021-22 Game-By-Game Statistics

Opponent	Date	gs	min	Total	3-Pointers	Free throws	Rebounds												
				fg-fga	pct	3fg-fga	pct	ft-fga	pct	off	def	tot	avg	pf	a	t/o	blk	stl	pts
QUINNIPAC	11/09/21	dnp		-	-	-	-	-	-	-	-	-	-	-	-	-	-	-	-
at Seton Hall	11/13/21	1		0-0	.000	0-0	.000	0-0	.000	0	0	0	0.0	0	0	0	0	0	0.0
at Notre Dame	11/18/21	dnp		-	-	-	-	-	-	-	-	-	-	-	-	-	-	-	-
MICHIGAN ST.	11/21/21	dnp		-	-	-	-	-	-	-	-	-	-	-	-	-	-	-	-
vs Baylor	11/25/21	dnp		-	-	-	-	-	-	-	-	-	-	-	-	-	-	-	-
vs Houston	11/26/21	1		0-0	.000	0-0	.000	0-0	.000	0	0	0	0.0	0	0	1	0	0	0.0
vs Arizona St.	11/27/21	dnp		-	-	-	-	-	-	-	-	-	-	-	-	-	-	-	-
STONY BROOK	12/02/21	dnp		-	-	-	-	-	-	-	-	-	-	-	-	-	-	-	-
PRINCETON	12/05/21	1		0-0	.000	0-0	.000	0-0	.000	0	0	0	0.0	0	0	0	0	0	0.0
MANHATTAN	12/08/21	dnp		-	-	-	-	-	-	-	-	-	-	-	-	-	-	-	-
LAFAYETTE	12/12/21	13		2-6	.333	1-3	.333	0-0	.000	3	1	4	1.0	1	0	2	1	0	5 1.3
FAIRLEIGH DICKINSON	1/02/22	15		0-3	.000	0-2	.000	0-0	.000	1	2	3	1.4	2	2	0	0	0	1.0
LA SALLE	1/09/22	dnp		-	-	-	-	-	-	-	-	-	-	-	-	-	-	-	-
at George Mason	1/12/22	dnp		-	-	-	-	-	-	-	-	-	-	-	-	-	-	-	-
at VCU	1/15/22	dnp		-	-	-	-	-	-	-	-	-	-	-	-	-	-	-	-
GEORGE WASHINGTON	1/19/22	dnp		-	-	-	-	-	-	-	-	-	-	-	-	-	-	-	-
at Davidson	1/21/22	dnp		-	-	-	-	-	-	-	-	-	-	-	-	-	-	-	-
at Dayton	1/23/22	dnp		-	-	-	-	-	-	-	-	-	-	-	-	-	-	-	-
SAINT JOSEPH'S	1/26/22	3		0-1	.000	0-1	.000	0-0	.000	0	0	0	1.2	0	0	1	0	0	0.8
ST. BONAVENTURE	1/29/22	dnp		-	-	-	-	-	-	-	-	-	-	-	-	-	-	-	-
Totals		0	34	2-10	.200	1-6	.167	0-0	.000	4	3	7	1.2	3	2	4	1	0	5 0.8

Games played: 6
Minutes/game: 5.7
Points/game: 0.8
FG Pct: 20.0
3FG Pct: 16.7

Rebounds/game: 1.2
Assists/game: 0.3
Turnovers/game: 0.7
Assist/turnover ratio: 0.5
Blocks/game: 0.2

McQuillen Season/Career Highs

Points

Season: 5, vs. Lafayette, 12/12/21

A-10: N/A

Rebounds

Season: 4, vs. Lafayette, 12/12/21

A-10: N/A

Assists

Season: 2, vs. Fairleigh Dickinson, 1/2/22

A-10: N/A

Steals

Season: N/A

A-10: N/A

Blocks

Season: 1, vs. Lafayette, 12/12/21

A-10: N/A

Field Goals Made

Season: 2, vs. Lafayette, 12/12/21

A-10: N/A

Field Goals Attempted

Season: 6, vs. Lafayette, 12/12/21

A-10: 1, vs. Saint Joseph's, 1/26/22

3-Point Field Goals Made

Season: 1, vs. Lafayette, 12/12/21

A-10: N/A

3-Point Field Goals Attempted

Season: 3, vs. Lafayette, 12/12/21

A-10: 1, vs. Saint Joseph's, 1/26/22

Free Throws Made

Season: N/A

A-10: N/A

Free Throws Attempted

Season: N/A

A-10: N/A

Minutes

Season: 15, vs. Fairleigh Dickinson, 1/2/22

A-10: 3, vs. Saint Joseph's, 1/26/22



Megan Jonassen

Senior

Forward - 6'0

Schwenksville, Pa.

Perkiomen Valley



43

2021-22 Game-By-Game Statistics

Opponent	Date	gs	min	Total	3-Pointers	Free throws	Rebounds												
				fg-fga	pct	3fg-fga	pct	ft-fa	pct	off	def	tot	avg	pf	a	t/o	blk	stl	pts
QUINNIPIAC	11/09/21		dnp	-	-	-	-	-	-	-	-	-	-	-	-	-	-	-	-
at Seton Hall	11/13/21	*	17	3-7	.429	0-0	.000	0-0	.000	2	3	5	5.0	1	1	1	0	6	6.0
at Notre Dame	11/18/21	*	19	1-3	.333	0-0	.000	0-0	.000	2	0	2	3.5	2	0	0	0	2	4.0
MICHIGAN ST.	11/21/21	*	30	0-2	.000	0-0	.000	0-0	.000	8	2	10	5.7	0	0	0	1	0	2.7
vs Baylor	11/25/21	*	26	2-5	.400	0-0	.000	2-2	1.000	2	2	4	5.3	3	0	2	1	0	6.3.5
vs Houston	11/26/21	*	23	4-8	.500	0-0	.000	0-0	.000	2	5	7	5.6	2	2	0	0	0	8.4.4
vs Arizona St.	11/27/21	*	20	2-5	.400	0-0	.000	0-0	.000	1	0	1	4.8	2	0	0	0	4	4.3
STONY BROOK	12/02/21	*	14	2-2	1.000	0-0	.000	0-0	.000	1	1	2	4.4	3	1	1	0	0	4.3
PRINCETON	12/05/21	*	20	1-3	.333	0-0	.000	1-2	.500	6	1	7	4.8	1	1	1	0	1	3.4.1
MANHATTAN	12/08/21	*	25	1-3	.333	0-0	.000	0-0	.000	5	2	7	5.0	2	2	3	0	1	2.3.9
LAFAYETTE	12/12/21	*	18	0-1	.000	0-0	.000	4-4	1.000	2	4	6	5.1	0	0	0	0	4	3.9
FAIRLEIGH DICKINSON	1/02/22	*	21	5-9	.556	0-0	.000	2-2	1.000	2	3	5	5.1	2	0	0	0	2	12.4.6
LA SALLE	1/09/22	*	30	1-4	.250	0-0	.000	1-4	.250	6	2	8	5.3	1	2	0	0	3	4.5
at George Mason	1/12/22	*	32	4-4	1.000	0-0	.000	4-4	1.000	3	5	8	5.5	2	2	3	2	1	12.5.1
at VCU	1/15/22	*	20	1-2	.500	0-0	.000	0-0	.000	2	3	5	5.5	3	0	0	0	2	4.9
GEORGE WASHINGTON	1/19/22	*	22	3-4	.750	0-0	.000	0-0	.000	2	5	7	5.6	1	0	0	0	1	6.4.9
at Davidson	1/21/22	*	28	0-2	.000	0-0	.000	0-2	.000	6	4	10	5.9	2	0	0	0	1	0.4.6
at Dayton	1/23/22	*	23	4-9	.444	0-0	.000	0-0	.000	1	1	2	5.6	3	0	0	0	8	4.8
SAINT JOSEPH'S	1/26/22	*	19	2-4	.500	0-0	.000	0-0	.000	3	4	7	5.7	1	0	2	0	4	4.8
ST. BONAVENTURE	1/29/22	*	26	4-4	1.000	0-0	.000	0-0	.000	4	8	12	6.1	1	2	0	0	0	8.4.9
Totals		19	433	40-81	.494	0-0	.000	14-20	.700	60	55	115	6.1	32	13	13	4	8	94.4.9

Games played: 19
Minutes/game: 22.8
Points/game: 4.9
FG Pct: 49.4
FT Pct: 70.0

Rebounds/game: 6.1
Assists/game: 0.7
Turnovers/game: 0.7
Assist/turnover ratio: 1.0
Steals/game: 0.4
Blocks/game: 0.2

Jonassen Career/Season Highs

Points

Season: 12, 2x, last at George Mason, 1/12/22

Career: 16, vs. Delaware, 3/19/21 ^

A-10: 14, vs. Davidson, 12/21/20

Rebounds

Season: 12, vs. St. Bonaventure, 1/29/22

Career: 14, at Massachusetts, 1/10/21

A-10: 14, at Massachusetts, 1/10/21

Assists

Season: 2, 5x, last vs. St. Bonaventure, 1/29/22

Career: 3, 2x, last at Manhattan, 12/5/19

A-10: 2, 5x, last vs. St. Bonaventure, 1/29/22

Steals

Season: 2, vs. Fairleigh Dickinson, 1/2/22

Career: 3, at Rhode Island, 1/24/19

A-10: 3, at Rhode Island, 1/24/19

Blocks

Season: 2, at George Mason, 1/12/22

Career: 3, 2x, last vs. George Mason, 1/1/21

A-10: 3, vs. George Mason, 1/1/21

Field Goals Made

Season: 5, vs. Fairleigh Dickinson, 1/2/22

Career: 7, vs. Delaware, 3/19/21 ^

A-10: 5, at La Salle, 1/31/19

Field Goals Attempted

Season: 9, 2x, last at Dayton, 1/23/22

Career: 13, at Massachusetts, 1/10/21

A-10: 13, at Massachusetts, 1/10/21

3-Point Field Goals Made

Season: N/A

Career: N/A

A-10: N/A

3-Point Field Goals Attempted

Season: N/A

Career: N/A

A-10: N/A

Free Throws Made

Season: 4, 2x, last at George Mason, 1/12/22

Career: 6, vs. Davidson, 12/21/20

A-10: 6, vs. Davidson, 12/21/20

Free Throws Attempted

Season: 4, 2x, last at George Mason, 1/12/22

Career: 8, vs. Davidson, 12/21/20

A-10: 8, vs. Davidson, 12/21/20

Minutes

Season: 32, at George Mason, 1/12/22

Career: 38, at Massachusetts, 1/10/21

A-10: 38, at Massachusetts, 1/10/21

^ - WNIT game

Jonassen's Career Statistics

Season	gp-gs	min/avg	Total	3-Point	F-Throws	Rebounds													Scoring
			fg-fga	pct	fg-fga	pct	ft-fa	pct	off	def	tot	avg	pf	fo	ast	to	blk	stl	pts
2018-19	33-3	450/13.6	39-91	.429	0-0	.000	11-30	.367	53	54	107	3.2	52	0	11	10	6	11	89
2019-20	31-0	388/12.5	28-64	.438	0-0	.000	9-23	.391	60	35	95	3.1	65	2	13	15	4	9	65
2020-21	18-16	474/26.3	41-90	.456	0-0	.000	28-41	.683	71	51	122	6.8	40	0	15	19	5	8	110
2021-22	19-19	433/22.8	40-81	.494	0-0	.000	14-20	.700	60	55	115	6.1	32	0	13	13	4	8	94
TOTAL	101-38	1745/17.3	148-326	.454	0-0	.000	62-114	.544	244	195	439	4.3	189	2	52	57	19	36	358



Lexie Tarul

Freshman

Guard - 5-10

Bronx, N.Y.

St. John's Prep



Before Fordham: Earned four varsity letters at St. John's Prep... 1,000 career point scored during her junior season... Two-time A-Division All-League selection as a freshman and junior, also garnering The Tablet 2020 First Team GCHSAA First Team All-Star accolades... Three-time She Got Game MVP and three-time New York State Sportswriters Association honoree... Honorable mention in Class A as a freshman, Third Team as a sophomore, and All-State as a junior... Competed at USA Trials in 2019 and was her team's MVP.

Personal: Daughter of Frank and Gina Tarul... Has one older brother, Frank, Jr., and one younger brother, Michael.

Major: Undecided.



Sophia Sabino

Freshman

Guard - 5-9

Rumson, N.J.

Red Bank Catholic



Before Fordham: Earned four varsity letters at Red Bank Catholic... Four-year starter... As a freshman, helped the Caseys to a division championship and a Hoop Group title, earning All-Freshman team accolades in the process... Broke her school's single-season assists record as a sophomore... Two Rivers Times Second Team and All-Shore Sports Network Third Team honors... At the division level, was a First Team selection and a Second Team member in the All-Shore Hoop Group... Second Team in both division and Hoop Group as a junior after averaging over six assists and three steals, also being named All-Shore honorable mention, plus Second Team honors with the Times and All-Shore Sports Network... Team captain as a senior... Second Team again for the Times and Hoop Group but First Team All-Zone, as well... Third Team All Shore Sports Network and Asbury Press.

Personal: Daughter of Pat and Tracey Sabino... Has three older siblings, Sam, Sydney, and Shaelyn, and one younger sibling, Pasquale.

Major: Undecided.



Kate Deutsch

Junior

Forward - 5-10

Marlton, N.J.

Camden Catholic (Dickinson)



Before Fordham: Earned four varsity letters at Cresskill... Finished a decorated career as the Cougars' all-time leading scorer, with 2,324 career points... Two-time team captain, helping Cresskill to three North 1, Group 1 state sectional championships and three League titles... First Team All-League honoree all four years... Named First Team All-North Jersey and All-Bergen County on three occasions... Two-time First Team All-Group 1... 2020 NorthJersey.com's Girls Player of the Year after breaking the school career scoring record as a junior... Two-time North Jersey Interscholastic Conference Player of the Year... Played her club ball with NJ Shoreshots.

Personal: Daughter of Christine and Cory McQuillen... Has an older sister, Erin, and a twin brother, Brian.

Major: Undecided.

2021-22 Overall Statistics & Results

RECORD:	OVERALL	HOME	AWAY	NEUTRAL
ALL GAMES	15-5	10-1	4-2	1-2
CONFERENCE	6-2	3-1	3-1	0-0
NON-CONFERENCE	9-3	7-0	1-1	1-2

#	Player	gp-gs	min	avg	Total		3-Point		F-Throw		Rebounds										pts	avg
					fg-fga	fg%	3fg-fga	3fg%	ft-fa	ft%	off	def	tot	avg	pf	dq	a	to	blk	stl		
02	Anna DeWolfe	20-20	768	38.4	156-375	.416	51-155	.329	36-41	.878	5	45	50	2.5	31	1	57	76	4	32	399	20.0
03	Asiah Dingle	20-20	679	34.0	102-246	.415	8-33	.242	65-91	.714	39	66	105	5.3	67	4	61	60	1	44	277	13.9
20	Kendell Heremaia	19-18	548	28.8	67-191	.351	29-107	.271	32-39	.821	17	97	114	6.0	48	1	43	44	6	18	195	10.3
24	Kaitlyn Downey	20-20	558	27.9	61-144	.424	35-86	.407	9-13	.692	23	88	111	5.6	31	0	50	23	18	20	166	8.3
43	Megan Jonassen	19-19	433	22.8	40-81	.494	0-0	.000	14-20	.700	60	55	115	6.1	32	0	13	13	4	8	94	4.9
30	Maranda Nyborg	20-0	211	10.6	22-44	.500	0-3	.000	9-13	.692	14	22	36	1.8	20	0	9	8	15	7	53	2.7
01	Matilda Flood	19-0	219	11.5	13-46	.283	4-19	.211	2-4	.500	20	33	53	2.8	21	1	8	9	2	7	32	1.7
10	Millie Prior	16-1	155	9.7	7-23	.304	0-0	.000	7-10	.700	23	10	33	2.1	17	0	9	9	6	2	21	1.3
13	Sarah Karpell	18-2	385	21.4	7-29	.241	2-13	.154	4-8	.500	16	25	41	2.3	37	1	26	11	0	6	20	1.1
33	Colleen McQuillen	6-0	34	5.7	2-10	.200	1-6	.167	0-0	.000	4	3	7	1.2	3	0	2	4	1	0	5	0.8
05	Catherine Polisano	6-0	14	2.3	2-3	.667	1-2	.500	0-0	.000	0	1	1	0.2	1	0	2	1	0	0	5	0.8
12	Edona Thaqi	6-0	17	2.8	0-0	.000	0-0	.000	0-0	.000	3	3	6	1.0	0	0	1	1	1	0	0	0.0
14	Vilisi Tavui	3-0	4	1.3	0-0	.000	0-0	.000	0-0	.000	0	2	2	0.7	0	0	0	2	0	0	0	0.0
Team											13	14	27				15					
Total.....		20	4025		479-1192	.402	131-424	.309	178-239	.745	237	464	701	35.0	308	8	281	276	58	144	1267	63.3
Opponents.....		20	4025		430-1121	.384	86-287	.300	195-275	.709	190	459	649	32.5	324	-	175	313	51	133	1141	57.0

TEAM STATISTICS	FOR	OPP	Date	Opponent	Score	Att.
SCORING	1267	1141	11/09/21	QUINNIPIAC	Wot 79-71	1310
Points per game	63.3	57.0	11/13/21	at Seton Hall	W 82-63	615
Scoring margin	+6.3	-	11/18/21	at Notre Dame	L 56-71	4487
FIELD GOALS-ATT	479-1192	430-1121	11/21/21	MICHIGAN ST.	W 71-68	425
Field goal pct	.402	.384	# 11/25/21	vs Baylor	L 45-68	103
3 POINT FG-ATT	131-424	86-287	# 11/26/21	vs Houston	W 67-53	137
3-point FG pct	.309	.300	# 11/27/21	vs Arizona St.	L 43-58	109
3-pt FG made per game	6.6	4.3	12/02/21	STONY BROOK	W 71-59	229
FREE THROWS-ATT	178-239	195-275	12/05/21	PRINCETON	W 76-67	303
Free throw pct	.745	.709	12/08/21	MANHATTAN	W 65-63	342
F-Throws made per game	8.9	9.8	12/12/21	LAFAYETTE	W 71-36	288
REBOUNDS	701	649	1/02/22	FAIRLEIGH DICKINSON	W 63-36	0
Rebounds per game	35.0	32.5	* 1/09/22	LA SALLE	L 62-71	0
Rebounding margin	+2.6	-	* 1/12/22	at George Mason	W 73-64	537
ASSISTS	281	175	* 1/15/22	at VCU	W 54-48	407
Assists per game	14.1	8.8	* 1/19/22	GEORGE WASHINGTON	W 61-53	0
TURNOVERS	276	313	* 1/21/22	at Davidson	W 63-51	427
Turnovers per game	13.8	15.7	* 1/23/22	at Dayton	L 48-52	1787
Turnover margin	+1.9	-	* 1/26/22	SAINT JOSEPH'S	W 55-35	0
Assist/turnover ratio	1.0	0.6	* 1/29/22	ST. BONAVENTURE	W 62-54	0
STEALS	144	133				
Steals per game	7.2	6.7				
BLOCKS	58	51				
Blocks per game	2.9	2.6				
ATTENDANCE	2897	8609				
Home games-Avg/Game	11-263	6-1377				
Neutral site-Avg/Game	-	3-116				

= Cancun Challenge
 * = Conference game

Score by Periods	1st	2nd	3rd	4th	OT	Totals
Fordham	307	315	337	294	14	1267
Opponents	261	263	272	339	6	1141

2021-22 Conference Only Statistics & Results

RECORD:		OVERALL		HOME		AWAY		NEUTRAL	
ALL GAMES		6-2		3-1		3-1		0-0	
CONFERENCE		6-2		3-1		3-1		0-0	
NON-CONFERENCE		0-0		0-0		0-0		0-0	

#	Player	gp-gs	min	avg	Total		3-Point		F-Throw		Rebounds				pf	dq	a	to	blk	stl	pts	avg
					fg-fga	fg%	3fg-fga	3fg%	ft-fa	ft%	off	def	tot	avg								
02	Anna DeWolfe	8-8	313	39.1	59-153	.386	19-67	.284	17-18	.944	4	19	23	2.9	17	0	23	25	2	11	154	19.3
03	Asiah Dingle	8-8	284	35.5	40-96	.417	6-17	.353	29-44	.659	16	25	41	5.1	26	2	26	23	1	12	115	14.4
20	Kendell Heremaia	8-7	222	27.8	24-78	.308	11-40	.275	4-6	.667	10	43	53	6.6	22	1	16	14	2	7	63	7.9
24	Kaitlyn Downey	8-8	217	27.1	23-51	.451	14-32	.438	1-2	.500	9	34	43	5.4	11	0	19	9	5	9	61	7.6
43	Megan Jonassen	8-8	200	25.0	19-33	.576	0-0	.000	5-10	.500	27	32	59	7.4	14	0	6	5	2	3	43	5.4
30	Maranda Nyborg	8-0	78	9.8	9-17	.529	0-1	.000	2-3	.667	5	11	16	2.0	9	0	4	2	6	1	20	2.5
05	Catherine Polisano	1-0	3	3.0	1-1	1.000	0-0	.000	0-0	.000	0	1	1	1.0	0	0	0	1	0	0	2	2.0
01	Matilda Flood	7-0	75	10.7	3-13	.231	1-6	.167	0-0	.000	7	16	23	3.3	4	0	2	2	1	3	7	1.0
10	Millie Prior	8-0	60	7.5	2-9	.222	0-0	.000	4-6	.667	8	5	13	1.6	8	0	4	6	4	0	8	1.0
13	Sarah Karpell	6-1	141	23.5	1-12	.083	1-5	.200	2-4	.500	10	10	20	3.3	11	1	10	5	0	0	5	0.8
12	Edona Thaqi	1-0	3	3.0	0-0	.000	0-0	.000	0-0	.000	0	1	1	1.0	0	0	0	1	0	0	0	0.0
14	Vilisi Tavui	1-0	1	1.0	0-0	.000	0-0	.000	0-0	.000	0	1	1	1.0	0	0	0	2	0	0	0	0.0
33	Colleen McQuillen	1-0	3	3.0	0-1	.000	0-1	.000	0-0	.000	0	0	0	0.0	0	0	0	1	0	0	0	0.0
Team											6	5	11					7				
Total.....		8	1600		181-464	.390	52-169	.308	64-93	.688	102	203	305	38.1	122	4	110	103	23	46	478	59.8
Opponents.....		8	1600		161-452	.356	28-104	.269	78-118	.661	83	177	260	32.5	124	-	67	95	22	47	428	53.5

TEAM STATISTICS			FOR	OPP	Date	Opponent	Score	Att.
SCORING			478	428	* 1/09/22	LA SALLE	L 62-71	0
Points per game			59.8	53.5	* 1/12/22	at George Mason	W 73-64	537
Scoring margin			+6.3	-	* 1/15/22	at VCU	W 54-48	407
FIELD GOALS-ATT			181-464	161-452	* 1/19/22	GEORGE WASHINGTON	W 61-53	0
Field goal pct			.390	.356	* 1/21/22	at Davidson	W 63-51	427
3 POINT FG-ATT			52-169	28-104	* 1/23/22	at Dayton	L 48-52	1787
3-point FG pct			.308	.269	* 1/26/22	SAINT JOSEPH'S	W 55-35	0
3-pt FG made per game			6.5	3.5	* 1/29/22	ST. BONAVENTURE	W 62-54	0
FREE THROWS-ATT			64-93	78-118				
Free throw pct			.688	.661	# = Cancun Challenge			
F-Throws made per game			8.0	9.8	* = Conference game			
REBOUNDS			305	260				
Rebounds per game			38.1	32.5				
Rebounding margin			+5.6	-				
ASSISTS			110	67				
Assists per game			13.8	8.4				
TURNOVERS			103	95				
Turnovers per game			12.9	11.9				
Turnover margin			-1.0	-				
Assist/turnover ratio			1.1	0.7				
STEALS			46	47				
Steals per game			5.8	5.9				
BLOCKS			23	22				
Blocks per game			2.9	2.8				
ATTENDANCE			0	3158				
Home games-Avg/Game			4-0	4-790				
Neutral site-Avg/Game			-	0-0				

Score by Periods					
1st	2nd	3rd	4th	Totals	
Fordham	134	113	133	98	478
Opponents	90	90	113	135	428

Game 1

Fordham 79 vs. Quinnipiac 71 (OT)

Official Basketball Box Score -- Game Totals -- Final Statistics
Quinnipiac vs Fordham
11/09/21 6:00 pm at Bronx, NY

Quinnipiac 71 • 0-1,0-0 MAAC

#	Player	Total		3-Ptr	FT-FTA	Rebounds		PF	TP	A	TO	Blk	Stl	Min
		FG-FGA	FG-FGA			Off	Def							
15	Cur'Tiera Haywood	f	0-1	0-0	0-0	0	1	1	2	0	1	3	0	22
30	Mikala Morris	f	6-13	1-2	2-4	1	8	9	4	15	1	5	2	40
12	Rose Caverly	g	5-12	4-5	2-4	0	3	3	4	16	3	1	0	42
22	Mackenzie DeWees	g	6-12	1-1	2-5	1	6	7	1	15	2	3	0	5
44	Makenzie Helms	g	4-7	1-1	1-2	0	1	1	3	10	3	5	0	1
00	Tiera White		0-0	0-0	0-0	0	0	0	1	0	0	0	0	5
03	Halee Smith		1-1	0-0	0-0	1	0	1	0	2	0	0	0	3
23	Sajada Bonner		0-0	0-0	0-0	0	1	1	5	0	1	2	1	0
24	Amani Free		4-5	1-2	4-5	0	3	3	2	13	0	2	0	0
32	Reiven Douglas		0-1	0-0	0-0	0	2	2	0	0	1	0	0	3
	Team					0	0	0			1			
	Totals		26-52	8-11	11-20	3	25	28	22	71	11	23	3	7

1st - FG %:	6-14	42.9%	2nd: 9-14	64.3%	3rd: 4-9	44.4%	4th: 5-10	50.0%	Game: 26-52	50.0%	Deadball	
3FG %:	1-2	50.0%	4-4	100.0%	1-2	50.0%	2-2	100.0%	8-11	72.7%	Rebounds	10,4
FT %:	0-0	0.0%	0-0	0.0%	1-2	50.0%	8-13	61.5%	11-20	55.0%		

Officials: Alex Leap,Toni Patillo,Ken Kelly
 Technical fouls: Quinnipiac-None. Fordham-None.

Attendance: 1310

2021-22 Women's Basketball. Round: 0. Fordham vs Quinnipiac. Played at Rose Hi

Score by periods	1st	2nd	3rd	4th	OT	Total
Quinnipiac	13	22	10	20	6	71
Fordham	17	13	23	12	14	79

Game 2

Fordham 82 at Seton Hall 63

Official Basketball Box Score -- Game Totals -- Final Statistics
Fordham vs Seton Hall
11/13/21 11:30 am at South Orange, NJ

Fordham 82 • 2-0,0-0 Atlantic

#	Player	Total		3-Ptr	FT-FTA	Rebounds		PF	TP	A	TO	Blk	Stl	Min
		FG-FGA	FG-FGA			Off	Def							
24	Kaitlyn Downey	f	0-7	0-0	0-0	1	5	6	3	0	2	1	1	0
42	Megan Jonassen	f	3-7	0-0	0-0	2	3	5	1	6	1	1	1	0
02	Anna DeWolfe	g	7-18	1-5	1-2	0	1	1	0	16	3	6	0	0
03	Asiah Dingle	g	7-13	0-1	4-7	3	10	13	2	18	3	1	0	4
20	Kendell Heremaia	g	9-14	8-11	3-4	1	6	7	2	29	2	5	1	3
01	Matilda Flood		1-1	0-0	0-0	1	0	1	5	2	0	1	0	1
05	Catherine Polissano		0-1	0-1	0-0	0	0	0	0	0	0	0	0	1
10	Millie Prior		0-1	0-0	2-2	1	1	2	1	2	2	0	0	0
12	Edona Thaqi		0-0	0-0	0-0	0	0	0	0	0	0	0	0	1
13	Sarah Karpell		1-3	0-1	0-0	2	2	4	4	2	1	0	0	1
14	Vilisi Tavui		0-0	0-0	0-0	0	0	0	0	0	0	0	0	1
30	Maranda Nyborg		3-5	0-1	1-1	1	0	1	1	7	0	0	1	2
33	Colleen McQuillen		0-0	0-0	0-0	0	0	0	0	0	0	0	0	1
	Team					2	2	4			1			
	Totals		31-70	9-26	11-16	14	30	44	19	82	12	16	4	11

1st - FG %:	6-20	30.0%	2nd: 9-19	47.4%	3rd: 7-15	46.7%	4th: 9-16	56.3%	Game: 31-70	44.3%	Deadball	
3FG %:	2-6	33.3%	3-11	27.3%	0-2	0.0%	4-7	57.1%	9-26	34.6%	Rebounds	2,1
FT %:	4-6	66.7%	3-4	75.0%	2-3	66.7%	2-3	66.7%	11-16	68.8%		

Officials: Teresa Stuck,Brandon Enterline,Tom Danaher
 Technical fouls: Fordham-None. Seton Hall-None.

Attendance: 615

2021-22 Women's Basketball. Round: 0. Fordham vs Seton Hall. Played at Walsh G

Score by periods	1st	2nd	3rd	4th	Total
Fordham	18	24	16	24	82
Seton Hall	13	16	23	11	63

Game 3

Fordham 56 at RV/RV Notre Dame 71

Official Basketball Box Score -- Game Totals -- Final Statistics
Fordham vs Notre Dame
11/18/21 7:00 pm at Notre Dame, IN

Fordham 56 • 2-1,0-0 Atlantic

#	Player	Total		3-Ptr	FT-FTA	Rebounds		PF	TP	A	TO	Blk	Stl	Min
		FG-FGA	FG-FGA			Off	Def							
24	Kaitlyn Downey	f	5-8	3-4	2-2	1	3	4	15	0	1	0	2	24
02	Megan Jonassen	f	1-3	0-0	0-0	2	0	2	2	0	0	0	0	19
02	Anna DeWolfe	g	4-17	1-8	1-2	0	0	0	5	10	0	3	0	0
03	Asiah Dingle	g	6-17	0-1	2-2	2	4	6	3	14	3	4	0	4
20	Kendell Heremaia	g	3-10	0-6	1-2	1	3	4	3	7	2	3	0	2
01	Matilda Flood		1-2	0-1	0-0	1	1	2	0	2	0	0	0	1
05	Catherine Polissano		0-0	0-0	0-0	0	0	0	0	0	0	0	0	1
10	Millie Prior		0-2	0-0	0-0	1	1	2	1	0	2	0	0	0
13	Sarah Karpell		0-2	0-1	0-0	0	1	0	1	0	2	1	0	0
30	Maranda Nyborg		3-6	0-0	0-0	3	1	4	3	6	0	0	0	0
	Team					0	2	2						
	Totals		23-67	4-21	6-8	11	15	26	22	56	9	12	0	8

1st - FG %:	3-18	16.7%	2nd: 9-19	47.4%	3rd: 6-15	40.0%	4th: 5-15	33.3%	Game: 23-67	34.3%	Deadball	
3FG %:	0-6	0.0%	1-6	16.7%	0-4	0.0%	3-5	60.0%	4-21	19.0%	Rebounds	0
FT %:	3-4	75.0%	0-0	0.0%	0-0	0.0%	3-4	75.0%	6-8	75.0%		

Officials: Ashlee Goode,Brandon Enterline,Joseph Vaszly
 Technical fouls: Fordham-None. Notre Dame-None.

Attendance: 4487

2021-22 Women's Basketball. Round: 0. Fordham vs Notre Dame. Played at Purcell

Score by periods	1st	2nd	3rd	4th	Total
Fordham	9	19	12	16	56
Notre Dame	23	19	12	17	71

Game 4

Fordham 71 vs. RV/RV Michigan State 68

Official Basketball Box Score -- Game Totals -- Final Statistics
Michigan St. vs Fordham
11/21/21 2:00 pm at Bronx, NY

Michigan St. 68 • 4-1,0-0 Big Ten

#	Player	Total		3-Ptr	FT-FTA	Rebounds		PF	TP	A	TO	Blk	Stl	Min
		FG-FGA	FG-FGA			Off	Def							
04	Alisia Smith	f	2-6	0-0	0-0	0	1	1	2	4	0	2	0	0
02	Tamara Farquhar	g	2-4	0-0	0-0	4	6	10	3	4	1	1	4	0
03	Alyza Winston	g	6-13	0-4	1-1	0	4	4	3	13	1	4	1	0
11	Matilda Ek	g	4-6	1-2	0-0	0	0	0	1	9	0	2	0	3
24	Nia Clouden	g	7-13	3-5	5-6	2	3	5	4	22	2	3	1	3
00	DeeDee Hagemann		4-8	1-2	2-2	1	1	2	3	11	3	4	0	0
12	Isaline Alexander		0-0	0-0	0-0	0	0	0	0	0	0	0	0	1
14	Taiyler Parks		1-5	0-0	0-2	3	1	4	1	2	0	2	0	1
21	Laurel Jacqumain		0-0	0-0	0-0	0	0	0	1	0	0	0	0	0
22	Moir Joiner		1-1	1-1	0-0	1	2	3	4	3	0	0	1	1
	Team					0	0	0						
	Totals		27-56	6-14	8-11	11	18	29	22	68	7	18	7	8

1st - FG %:	8-12	66.7%	2nd: 7-14	50.0%	3rd: 4-14	28.6%	4th: 8-16	50.0%	Game: 27-56	48.2%	Deadball	
3FG %:	0-1	0.0%	2-3	66.7%	1-3	33.3%	3-7	42.9%	6-14	42.9%	Rebounds	2,1
FT %:	2-4	50.0%	1-2	50.0%	0-0	0.0%	5-5	100.0%	8-11	72.7%		

Officials: Shawn Goode, Brandon Appel, Kelsey Reynolds
 Technical fouls: Michigan St.-None. Fordham-None.

Attendance: 425

2021-22 Women's Basketball. Round: 0. Fordham vs Michigan St.. Played at Rose

Score by periods	1st	2nd	3rd	4th	Total
Michigan St.	18	17	9	24	68
Fordham	17	16	21	17	71

Game 5 Fordham 45 vs. #6/8 Baylor 68

Game 6 Fordham 67 vs. Houston 53

Official Basketball Box Score -- Game Totals -- Final Statistics Fordham vs Baylor 11/25/21 11:00 am at Hard Rock Hotel (Cancun, Mexico)

Fordham 45 • 3-2,0-0 Atlantic

#	Player		Total		3-Ptr	Rebounds				PF	TP	A	TO	Blk	Stl	Min
			FG-FGA	FG-FGA	FT-FTA	Off	Def	Tot								
24	Kaitlyn Downey	f	2-7	0-5	0-0	1	0	1	3	4	3	1	3	1	34	
43	Megan Jonassen	f	2-5	0-0	2-2	2	2	4	3	6	0	2	1	0	26	
02	Anna DeWolfe	g	4-15	2-7	0-0	0	7	7	1	10	3	8	0	2	37	
03	Asiah Dingle	g	2-10	0-1	0-0	1	2	3	5	4	1	4	0	0	30	
20	Kendell Heremaia	g	4-8	3-6	3-3	0	6	6	1	14	0	2	0	0	24	
01	Matilda Flood		2-7	0-2	0-0	0	3	3	1	4	0	0	0	0	13	
05	Catherine Polisano		1-1	1-1	0-0	0	0	0	1	3	0	0	0	0	2	
10	Millie Prior		0-1	0-0	0-0	2	0	2	2	0	2	0	0	0	7	
12	Edona Thaqi		0-0	0-0	0-0	2	0	2	0	0	1	0	0	0	2	
13	Sarah Karpell		0-0	0-0	0-0	1	1	2	2	0	0	1	0	1	14	
14	Vilisi Tavui		0-0	0-0	0-0	0	1	1	0	0	0	0	0	0	2	
30	Maranda Nyborg		0-2	0-0	0-0	0	0	0	1	0	0	1	0	0	9	
	Team					0	1	1				1				
Totals			17-56	6-22	5-5	9	23	32	20	45	10	20	4	4	200	

1st - FG %:	3-13	23.1%	2nd - FG %:	4-14	28.6%	3rd - FG %:	5-12	41.7%	4th - FG %:	5-17	29.4%	Game:	17-56	30.4%	Deadball	
3FG %:	2-6	33.3%	3-8	37.5%	0-2	0.0%	0-0	0.0%	1-6	16.7%	6-22	27.3%	5-5	100.0%	Rebounds	1
FT %:	0-2	0.0%	2-2	100.0%	0-0	0.0%	0-0	0.0%	0-0	0.0%	0-0	0.0%	0-0	0.0%	2	

Baylor 68 • 4-1,0-0 Big 12

#	Player		Total		3-Ptr		Rebounds			PF	TP	A	TO	Blk	Stl	Min
			FG-FGA	FG-FGA	FT-FTA	Off	Def	Tot								
01	Nalyssa Smith	f	8-16	0-1	3-5	5	10	15	3	19	1	6	0	1	33	
04	Queen Egbo	c	0-9	0-0	2-2	1	7	8	1	2	1	2	0	1	24	
03	Jordan Lewis	g	6-9	1-3	2-4	1	2	3	2	15	6	1	0	2	33	
21	Ja'Mee Asberry	g	4-6	2-4	0-0	0	1	1	1	10	1	1	0	0	28	
24	Sarah Andrews	g	4-8	2-2	0-0	0	1	1	1	10	2	0	0	3	32	
10	Jaden Owens	g	0-1	0-1	1-2	0	0	0	2	1	0	1	0	0	10	
11	Andrea Katramados	g	0-0	0-0	0-0	0	0	0	0	0	0	0	0	0	2	
22	Kamaria McDaniel	g	0-1	0-1	1-2	1	2	3	1	1	1	1	0	0	15	
25	Kendra Gillispie	g	0-1	0-0	2-2	1	0	1	1	2	0	1	1	0	3	
51	Caitlin Bickle	g	3-7	1-3	1-1	1	5	6	1	8	0	4	0	0	20	
Team						2	1	3								
Totals			25-58	6-15	12-18	12	29	41	13	68	12	17	1	7	200	

1st - FG %:	5-14	35.7%	2nd - FG %:	3-13	23.1%	3rd - FG %:	8-16	50.0%	4th - FG %:	9-15	60.0%	Game:	25-58	43.1%	Deadball	
3FG %:	0-2	0.0%	0-0	0.0%	4-7	57.1%	2-6	33.3%	6-15	40.0%	0-0	0.0%	12-18	66.7%	Rebounds	4
FT %:	4-7	57.1%	0-0	0.0%	4-6	66.7%	4-5	80.0%	2-2	100.0%	0-0	0.0%	0-0	0.0%	2	

Officials: Adrienne Gilmore,Erika Herriman,Nick Marshall
Technical fouls: Fordham-None. Baylor-None.
Attendance: 103
2021-22 Women's Basketball. Round: 0. Baylor vs Fordham. Played at .

Score by periods	1st	2nd	3rd	4th	Total
Fordham	11	13	10	11	45
Baylor	14	6	24	24	68

Official Basketball Box Score -- Game Totals -- Final Statistics Houston vs Fordham 11/26/21 1:30 pm at Hard Rock Hotel (Cancun, Mexico)

Houston 53 • 3-3,0-0 AAC

#	Player	Total		3-Ptr	Rebounds			PF	TP	A	TO	Blk	Stl	Min	
		FG-FGA	FG-FGA	FT-FTA	Off	Def	Tot								
01	Bria Patterson	f	3-5	1-2	0-0	2	1	3	0	7	1	0	1	1	28
30	Tatyana Hill	f	8-15	0-0	3-5	4	4	8	2	19	0	1	1	1	28
05	Dymond Gladney	g	0-5	0-5	0-0	0	1	1	1	0	2	1	0	1	28
10	Britney Onyeje	g	2-8	0-4	5-5	2	2	4	5	9	0	3	0	3	25
14	Laila Blair	g	2-7	0-2	0-0	1	2	3	3	4	2	4	1	1	16
00	Eryka Sidney	g	0-2	0-2	0-0	0	0	0	2	0	0	0	0	0	11
02	Tiara Young	g	2-9	0-1	2-2	1	1	2	2	6	3	2	0	1	18
04	Tae'lor Purvis	g	0-1	0-0	0-0	0	0	0	0	0	0	0	0	0	1
11	Ash'a Thompson	g	0-0	0-0	0-0	0	0	0	0	0	0	0	0	0	1
21	Kendall Brown	g	0-0	0-0	0-0	0	0	0	0	0	0	0	0	0	1
23	Julia Blackshell-Fai	g	2-5	0-0	0-0	2	2	4	0	4	2	0	0	2	19
32	Tamara Nard	g	0-1	0-0	0-0	0	1	1	2	0	0	0	0	0	3
34	Kamryn Jones	g	0-2	0-0	0-2	0	0	0	0	1	0	0	0	2	11
44	Jazmaine Lewis	g	0-1	0-0	0-0	0	0	0	0	0	0	0	0	0	1
45	Fatou Diagne	g	2-3	0-0	0-0	1	1	2	0	4	0	2	0	0	9
Team					3	2	5								
Totals			21-64	1-16	10-14	16	17	33	18	53	10	13	3	12	200

1st - FG %:	6-16	37.5%	2nd - FG %:	5-18	27.8%	3rd - FG %:	7-12	58.3%	4th - FG %:	3-8	37.5%	Game:	21-64	32.8%	Deadball	
3FG %:	0-4	0.0%	1-5	20.0%	0-3	0.0%	0-4	0.0%	0-4	0.0%	1-6	16.7%	10-14	71.4%	Rebounds	2
FT %:	2-2	100.0%	2-3	66.7%	2-2	100.0%	4-5	80.0%	0-0	0.0%	0-0	0.0%	0-0	0.0%	2	

Fordham 67 • 4-2,0-0 Atlantic

Fordham 67 @ 4-2,0-0 Atlantic																
#	Player		Total		3-Ptr		Rebounds			PF	TP	A	TO	Blk	Stl	Min
			FG-FGA	FG-FGA	FT-FTA	Off	Def	Total								
24	Kaitlyn Downey	f	3-6	1-2	1-2	1	4	5	3	8	5	2	1	0	0	27
43	Megan Jonassen	f	4-8	0-0	0-0	2	5	7	2	8	2	0	0	0	0	23
02	Anna DeWolfe	g	8-19	1-8	1-1	0	0	0	1	18	2	3	0	2	3	39
03	Asiah Dingle	g	3-8	0-0	9-10	4	6	10	3	15	1	6	0	3	3	31
20	Kendell Heremaia	g	5-8	1-4	0-0	1	9	10	3	11	5	2	0	0	0	29
01	Matilda Flood		2-4	1-1	0-0	0	2	2	2	5	1	2	0	0	0	17
05	Catherine Polisano		0-0	0-0	0-0	0	0	0	0	0	0	0	0	0	0	1
10	Millie Prior		0-0	0-0	0-0	0	0	0	0	0	0	0	0	1	0	4
12	Edona Thaqi		0-0	0-0	0-0	0	0	0	0	0	0	0	0	0	0	1
13	Sarah Karpell		1-2	0-1	0-0	2	0	2	1	2	0	0	0	0	0	22
30	Maranda Nyborg		0-1	0-1	0-0	0	2	2	0	0	1	1	0	0	0	5
33	Colleen McQuillen		0-0	0-0	0-0	0	0	0	0	0	0	1	0	0	0	1
Team						2	1	3								
Totals			26-56	4-17	11-13	12	29	41	15	67	17	18	2	5	200	

1st - FG %:	6-17	35.3%	2nd - FG %:	7-12	58.3%	3rd - FG %:	6-14	42.9%	4th - FG %:	7-13	53.8%	Game:	26-56	46.4%	Deadball	
3FG %:	2-5	40.0%	1-4	25.0%	0-2	0.0%	1-6	16.7%	4-7	23.5%	0-0	0.0%	11-13	84.6%	Rebounds	3
FT %:	1-1	100.0%	2-2	100.0%	4-5	80.0%	0-0	0.0%	0-0	0.0%	0-0	0.0%	0-0	0.0%	2	

Officials: Technical fouls: Houston-Britney Onyeje. Fordham-Asiah Dingle.
Attendance: 137
2021-22 Women's Basketball. Round: 0. Fordham vs Houston. Played at .

Score by periods	1st	2nd	3rd	4th	Total
Houston	14	13	16	10	53
Fordham	15	17	16	19	67

Game 7 Fordham 45 vs. Arizona State 58

Game 8 Fordham 71 vs. Stony Brook 59

Official Basketball Box Score -- Game Totals -- Final Statistics Fordham vs Arizona St. 11/27/21 9:00 am at Hard Rock Hotel (Cancun, Mexico)

Fordham 43 • 4-3,0-0 Atlantic

#	Player		Total	3-Ptr	Rebounds							PF	TP	A	TO	Blk	Stl	Min
			FG-FGA	FG-FGA	FT-FTA	Off	Def	Total	PF	TP								
24	Kaitlyn Downey	f	0-6	0-2	0-0	0	2	2	1	0	2	2	0	0	0	28		
43	Megan Jonassen	f	2-5	0-0	0-0	1	0	1	2	4	0	0	0	0	0	20		
02	Anna DeWolfe	g	7-18	4-10	2-2	0	7	7	1	20	1	3	0	0	0	40		
03	Asiah Dingle	g	4-15	0-2	2-2	3	3	6	3	10	5	1	0	1	38			
20	Kendell Heremaia	g	1-7	0-5	0-0	0	2	2	4	2	1	3	0	0	0	23		
01	Matilda Flood		2-4	1-3	0-0	1	2	3	1	5	0	0	0	1	17			
10	Millie Prior		0-0	0-0	0-0	0	1	1	1	0	0	0	0	0	0	11		
13	Sarah Karpell		1-1	0-0	0-2	0	0	0	0	2	1	1	0	0	0	19		
30	Maranda Nyborg		0-0	0-0	0-0	0	0	0	0	0	0	1	0	1	4			
Team						3	3	6										
Totals			17-56	5-22	4-6	8	20	28	13	43	10	11	0	3	200			

Game 9

Fordham 76 vs. Princeton 67

Official Basketball Box Score -- Game Totals -- Final Statistics
Princeton vs Fordham
12/05/21 1:00 pm at Bronx, NY

Princeton 67 • 6-2,0-0 Ivy Leag

#	Player	Total		3-Ptr	FT-FTA	Rebounds			PF	TP	A TO Blk Stl				Min
		FG-FGA	FG-FGA			Off	Def	Tot			A	TO	Blk	Stl	
00	Ellie Mitchell	f	3-7	0-0	6-6	3	5	8	2	12	4	4	0	2	33
01	Abby Meyers	g	8-21	6-13	0-0	6	1	7	3	22	0	6	0	0	32
02	Grace Stone	g	4-10	0-2	2-2	0	4	4	2	10	1	0	2	1	40
12	Maggie Connolly	g	1-4	1-3	0-0	0	0	0	4	3	2	1	0	0	23
24	Julia Cunningham	g	5-12	0-3	2-2	5	4	9	4	12	1	4	0	4	35
05	Paige Morton		0-2	0-0	0-0	0	0	0	0	0	0	0	0	0	7
20	Kaitlyn Chen		3-6	0-1	0-0	0	0	0	5	6	0	2	0	0	21
25	Chet Nweke		1-1	0-0	0-0	1	0	1	1	2	0	0	0	0	9
Team						0	0	0							
Totals			25-63	7-22	10-10	15	14	29	21	67	8	17	2	7	200
1st - FG %:		6-16	37.5%	2nd: 7-13	53.8%	3rd: 2-15	13.3%	4th: 10-19	52.6%	Game: 25-63	39.7%	Deadball			
3FG %:		1-3	33.3%	0-2	0.0%	2-8	25.0%	4-9	44.4%	7-22	31.8%	Rebounds			
FT %:		0-0	0.0%	4-4	100.0%	2-2	100.0%	10-10	100.0%	10-10	100.0%	4,3			

Fordham 76 • 6-3,0-0 Atlantic

#	Player	Total		3-Ptr	FT-FTA	Rebounds			PF	TP	A TO Blk Stl				Min
		FG-FGA	FG-FGA			Off	Def	Tot			A	TO	Blk	Stl	
24	Kaitlyn Downey	f	4-7	2-4	0-0	2	5	7	1	10	5	2	3	2	31
43	Megan Jonassen	f	1-3	0-0	1-2	6	1	7	1	3	1	1	0	1	20
02	Anna DeWolfe	g	10-17	3-7	5-5	1	1	2	1	28	3	3	0	3	40
03	Asiah Dingle	g	5-14	0-0	4-6	0	1	1	3	14	2	3	0	4	29
20	Kendell Heremaia	g	4-10	0-4	6-6	1	6	7	3	14	3	2	1	1	31
01	Matilda Flood		0-2	0-1	2-2	2	0	2	2	2	0	0	1	1	19
13	Sarah Karpell		1-2	0-0	2-2	0	1	1	3	4	1	2	0	0	24
30	Maranda Nyborg		0-0	0-0	1-2	1	0	1	1	1	0	0	0	0	5
33	Colleen McQuillen		0-0	0-0	0-0	0	0	0	0	0	0	0	0	0	1
Team						0	0	0							
Totals			25-55	5-16	21-25	13	15	28	15	76	15	13	5	12	200
1st - FG %:		9-15	60.0%	2nd: 5-16	31.3%	3rd: 7-13	53.8%	4th: 4-11	36.4%	Game: 25-55	45.5%	Deadball			
3FG %:		1-4	25.0%	1-6	16.7%	3-5	60.0%	0-1	0.0%	5-16	31.3%	Rebounds			
FT %:		1-1	100.0%	2-3	66.7%	5-6	83.3%	13-15	86.7%	21-25	84.0%	4,4			

Officials: Toni Patillo, Pastor Torres, Shawn Goode
 Technical fouls: Princeton-None. Fordham-None.
 Attendance: 303
 2021-22 Women's Basketball. Round: 0. Fordham vs Princeton. Played at Rose Hill

Score by periods	1st	2nd	3rd	4th	Total
Princeton	13	18	10	26	67
Fordham	20	13	22	21	76

Game 11

Fordham 71 vs. Lafayette 36

Official Basketball Box Score -- Game Totals -- Final Statistics
Lafayette vs Fordham
12/12/21 2:00 pm at Bronx, NY

Lafayette 36 • 4-6,0-0 Patriot

#	Player	Total		3-Ptr	FT-FTA	Rebounds			PF	TP	A TO Blk Stl				Min
		FG-FGA	FG-FGA			Off	Def	Tot			A	TO	Blk	Stl	
11	Naomi Ganpo	f	2-4	0-1	2-2	2	5	7	1	6	0	4	0	1	22
01	Abby Antognoli		2-8	2-6	0-0	0	1	1	0	6	1	0	0	1	36
03	Jessica Booth	g	6-18	1-1	1-2	1	0	1	1	14	2	4	0	0	32
23	Makayla Andrews	g	2-8	0-2	0-0	0	3	3	2	4	0	3	0	2	26
30	Makaila Wilson	g	1-3	0-0	0-0	3	4	7	3	2	1	3	0	1	33
04	Kylie Favours		0-4	0-3	0-0	0	0	0	0	0	0	0	0	1	19
24	Kayla Drummond		0-0	0-0	0-0	0	0	0	0	0	0	0	0	0	3
22	Aniya Matthews		1-1	0-0	0-0	0	0	0	0	2	0	0	0	0	5
33	Claire Gallagher		1-4	0-2	0-0	0	1	1	2	2	0	1	0	0	15
34	Ashley Evans		0-0	0-0	0-0	0	1	1	2	0	0	1	0	1	9
Team						0	0	0			1				
Totals			15-50	3-15	3-4	6	15	21	11	36	4	17	0	7	200
1st - FG %:		2-12	16.7%	2nd: 4-14	28.6%	3rd: 6-12	50.0%	4th: 3-12	25.0%	Game: 15-50	30.0%	Deadball			
3FG %:		0-1	0.0%	1-3	33.3%	1-3	33.3%	1-8	12.5%	3-15	20.0%	Rebounds			
FT %:		0-0	0.0%	0-0	0.0%	1-2	50.0%	2-2	100.0%	3-4	75.0%	3,1			

Fordham 71 • 8-3,0-0 Atlantic

#	Player	Total		3-Ptr	FT-FTA	Rebounds			PF	TP	A TO Blk Stl				Min
		FG-FGA	FG-FGA			Off	Def	Tot			A	TO	Blk	Stl	
24	Kaitlyn Downey	f	1-3	1-3	0-0	0	2	2	0	3	3	1	0	1	23
01	Abby Jonassen	f	0-1	0-0	4-4	2	4	6	0	4	0	0	0	0	18
02	Anna DeWolfe	g	10-16	4-7	0-0	0	3	3	1	24	2	4	0	1	30
03	Asiah Dingle	g	3-7	0-2	0-0	0	2	2	2	6	4	2	0	2	29
20	Kendell Heremaia	g	6-11	3-7	3-4	0	4	4	2	18	2	2	0	3	30
01	Matilda Flood		1-1	0-0	0-0	2	1	3	1	2	2	1	0	0	17
05	Catherine Polissano		0-0	0-0	0-0	0	0	0	0	0	0	0	0	0	6
12	Edona Thaqi		0-0	0-0	0-0	1	2	3	0	0	0	0	1	0	4
13	Sarah Karpell		1-1	1-1	0-0	0	1	1	2	3	0	1	0	1	14
30	Maranda Nyborg		3-4	0-0	0-1	0	2	2	1	6	0	1	2	0	16
33	Colleen McQuillen		2-6	1-3	0-0	3	1	4	1	5	0	2	1	0	13
Team						0	0	0							
Totals			27-50	10-23	7-9	8	22	30	10	71	15	14	4	8	200
1st - FG %:		4-10	40.0%	2nd: 7-15	46.7%	3rd: 7-10	70.0%	4th: 9-15	60.0%	Game: 27-50	54.0%	Deadball			
3FG %:		1-5	20.0%	4-8	50.0%	3-5	60.0%	10-23	43.5%	10-23	43.5%	Rebounds			
FT %:		3-4	75.0%	0-0	0.0%	2-2	100.0%	2-3	66.7%	7-9	77.8%	1,5			

Officials: Ronnie Stephenson, Jorge Martinez, Sarah Williams
 Technical fouls: Lafayette-None. Fordham-None.
 Attendance: 288
 2021-22 Women's Basketball. Round: 0. Fordham vs Lafayette. Played at Rose Hill

Score by periods	1st	2nd	3rd	4th	Total
Lafayette	4	9	14	9	36
Fordham	12	18	19	22	71

Game 10

Fordham 65 vs. Manhattan 63

Official Basketball Box Score -- Game Totals -- Final Statistics
Manhattan vs Fordham
12/08/21 7:00 pm at Bronx, NY

Manhattan 63 • 4-4,0-0 MAAC

#	Player	Total		3-Ptr	FT-FTA	Rebounds			PF	TP	A TO Blk Stl				Min
		FG-FGA	FG-FGA			Off	Def	Tot			A	TO	Blk	Stl	
03	Brazil Harvey-Carr	f	5-10	3-5	0-0	2	6	8	3	13	5	5	0	3	36
25	Petra Juric	f	2-3	0-1	0-0	2	6	8	1	4	0	0	0	0	18
33	Jenna Jordan	f	2-2	0-0	1-2	1	1	2	2	5	1	2	1	2	28
22	Courtney Warley	c	4-11	0-3	0-0	1	4	5	1	8	0	2	1	0	40
01	Dee Dee Davis	g	12-27	2-6	1-3	1	7	8	0	27	2	4	1	0	38
05	Bella Nascimento		0-2	0-0	0-0	0	0	0	0	1	0	0	0	1	7
10	Sini Makela		0-0	0-0	0-0	0	0	0	0	0	0	1	0	0	1
15	Sydney Watkins		1-3	1-3	0-0	0	1	1	2	3	0	0	0	1	9
20	Jade Blagrove		1-3	1-2	0-0	1	1	2	2	3	1	1	0	0	20
21	Christina Katsamouri		0-0	0-0	0-0	0	0	0	2	0	0	0	0	0	3
Team						0	0	0			1				
Totals			27-61	7-20	2-5	8	26	34	14	63	10	16	3	7	200
1st - FG %:		9-15	60.0%	2nd: 6-16	37.5%	3rd: 4-15	26.7%	4th: 8-15	53.3%	Game: 27-61	44.3%	Deadball			
3FG %:		3-6	50.0%	0-3	0.0%	1-5	20.0%	3-6	50.0%	7-20	35.0%	Rebounds			
FT %:		0-0	0.0%	0-0	0.0%	2-5	40.0%	0-0	0.0%	2-5	40.0%	3,3			

Game 13

Fordham 62 vs. La Salle 71

Official Basketball Box Score -- Game Totals -- Final Statistics

La Salle vs Fordham

1/09/22 12:00 pm at Bronx, NY

La Salle 71 • 8-5,1-0 Atlantic

#	Player		Total		3-Ptr		Rebounds			PF	TP	A TO Blk			Stl	Min
			FG-FGA	FG-FGA	FT-FTA	Off	Def	Tot	A			TO	Blk			
15	Kayla Spruill	f	8-20	3-7	5-6	3	7	10	2	24	1	3	2	1	38	
10	Claire Jacobs	g	4-10	1-4	0-2	1	5	6	4	9	0	2	0	3	38	
12	Molly Masciantonio	g	4-8	1-2	1-4	1	5	6	1	10	3	2	0	2	34	
21	Jaye Haynes	g	2-6	1-2	2-2	1	2	3	2	7	0	0	0	0	24	
24	Amy Jacobs	g	4-7	0-3	6-7	2	2	4	3	14	3	1	0	1	32	
01	Kenya Cote-Lysius		0-1	0-0	0-0	0	1	1	1	0	2	1	0	0	13	
05	Christina Kline		1-1	1-1	0-0	0	1	1	0	3	0	0	0	0	3	
11	Erin Morgan		0-0	0-0	0-0	0	0	0	0	0	0	0	0	0	1	
20	Michelle Kozicki		2-2	0-0	0-0	0	0	0	1	4	0	0	0	0	6	
25	Julie Jekot		0-1	0-0	0-0	0	2	2	1	0	1	1	0	0	11	
Team						0	0	0				1				
Totals			25-56	7-19	14-21	8	25	33	15	71	10	11	2	7	200	

1st - FG %:	5-13	38.5%	2nd:	4-14	28.6%	3rd:	7-13	53.8%	4th:	9-16	56.3%	Game:	25-56	44.6%	Deadball
3FG %:	0-4	0.0%	1-5	20.0%	3-3	100.0%	3-7	42.9%	7-19	36.8%	8-23	34.8%	Rebounds		
FT %:	0-0	0.0%	4-4	100.0%	5-8	62.5%	5-9	55.6%	14-21	66.7%	13-15	86.7%	2		

Fordham 62 • 9-4,0-1 Atlantic

#	Player		Total		3-Ptr		Rebounds			PF	TP	A TO Blk			Stl	Min
			FG-FGA	FG-FGA	FT-FTA	Off	Def	Total	A			TO	Blk			
24	Kaitlyn Downey	f	2-7	1-3	0-0	2	5	7	2	5	3	3	1	1	28	
43	Megan Jonassen	f	1-4	0-0	1-4	6	2	8	1	3	2	0	0	0	30	
02	Anna DeWolfe	g	11-18	3-5	3-3	2	4	6	4	28	1	5	0	2	40	
03	Asiah Dingle	g	5-15	2-3	2-3	3	3	6	5	14	3	2	0	1	38	
20	Kendell Heremaia	g	2-13	0-6	1-2	1	4	5	5	5	0	2	1	2	28	
10	Millie Prior		0-4	0-0	3-4	2	1	3	3	3	2	0	2	0	24	
30	Maranda Nyborg		2-4	0-1	0-0	1	2	3	1	4	1	0	0	0	12	
Team						0	0	0								
Totals			23-65	6-18	10-16	17	21	38	21	62	12	12	4	6	200	

1st - FG %:	9-16	56.3%	2nd: 5-17	29.4%	3rd: 6-14	42.9%	4th: 3-18	16.7%	Game: 23-65	35.4%	Deadball Rebounds	2.1
3Pt %:	3-5	60.0%	1-5	20.0%	1-2	50.0%	1	16.7%	5	61.9%		
FT %:	1-3	33.3%	2-2	100.0%	6-9	66.7%	1-2	50.0%	10-16	62.5%		

Officials: Marcelyn Williams,Kara Hunter,John Capolino
Technical fouls: La Salle-TEAM. Fordham-None.

Attendance: 2021-22 Women's Basketball. Round: 0. Fordham vs La Salle. Played at Rose Hill

Score by periods	1st	2nd	3rd	4th	Total
La Salle	10	13	22	26	71
Fordham	22	13	19	8	62

Game 14

Fordham 73 at George Mason 64

Official Basketball Box Score -- Game Totals -- Final Statistics

Fordham vs George Mason

1/12/22 7:00 pm at Fairfax, VA

Fordham 73 • 10-4,1-1 Atlanti

#	Player		Total		3-Ptr	Rebounds			PF	TP	A	TO	Blk	Stl	Min
			FG-FGA	FG-FGA	FT-FTA	Off	Def	Tot							
24	Kaitlyn Downey	f	7-11	4-8	0-0	1	8	9	1	18	1	3	0	3	34
43	Megan Jonassen	f	4-4	0-0	4-4	3	5	8	2	12	2	3	2	1	32
02	Anna DeWolfe	g	8-23	4-10	2-2	0	2	2	2	22	5	5	0	2	40
03	Asiah Dingle	g	4-9	0-0	6-7	2	1	3	3	14	2	2	0	1	38
20	Kendell Heremaia	g	2-5	0-3	0-0	1	5	6	4	4	7	4	0	0	29
01	Matilda Flood		0-3	0-2	0-0	1	7	8	2	0	1	0	0	1	16
10	Millie Prior		0-0	0-0	1-2	1	1	2	1	1	1	0	1	0	6
30	Maranda Nyborg		1-3	0-0	0-0	1	2	3	1	2	0	0	0	0	5
Team						1	1	2			1				
Totals			26-58	8-23	13-15	11	32	43	16	73	19	18	3	8	200
1st FG %: 6-15 40.0% 2nd: 11-18 61.1% 3rd: 8-15 53.3% 4th: 1-10 10.0% Game: 26-58 44.8% Deadball															
3FG %: 1-5 20.0% 3-9 33.3% 3-6 50.0% 1-3 33.3% 8-23 34.8% Rebounds															

1st - FG %:	6-15	40.0%	2nd:	11-18	61.1%	3rd:	9-15	60.0%	4th:	1-10	10.0%	Game:	26-58	44.8%	Deadball
3FG %:	1-5	20.0%	3-9	33.3%	3-6	50.0%	1-3	33.3%	8-23	34.8%	Rebounds				
FT %:	0-0	0.0%	4-6	66.7%	0-0	0.0%	13-15	86.7%	13-15	86.7%	2				

George Mason 64 • 6-7,0-1 Atlantic

		Total	3-Ptr		Rebounds										
##	Player	FG-FGA	FG-FGA	FT-FTA	Off	Def	Tot	PF	TP	A	TO	Blk	Stl	Min	
11	Amaya Scott	f	12-27	1-1	3-4	5	3	8	4	28	0	3	1	36	
01	Jazmyn Doster	c	1-4	0-0	0-0	2	1	3	4	2	2	3	1	0	25
03	Jordan Wakefield	g	4-15	1-5	2-4	1	3	4	1	11	0	2	0	1	32
15	J-Naya Ephraim	g	1-3	0-1	0-0	1	1	2	2	2	0	0	0	2	18
25	Jayla Adams	g	5-10	0-1	1-3	0	3	3	3	11	4	3	0	1	37
00	Taylor Jameson		3-5	1-2	0-0	1	2	3	1	7	2	3	1	2	27
02	Tamia Lawhorne		1-6	1-3	0-0	2	3	5	3	3	0	0	0	1	17
04	Livija Kakaitaite		0-0	0-0	0-0	0	0	0	0	0	0	0	0	0	2
14	Paula Suarez		0-0	0-0	0-0	0	2	2	1	0	0	1	0	0	6
Team					4	3	7								
Totals			27-70	4-13	6-11	16	21	37	19	64	8	15	3	8	200

1st - FG %:	7-18	38.9%	2nd:	4-13	30.8%	3rd:	6-17	35.3%	4th:	10-22	45.5%	Game:	27-70	38.6%	Deadball
3FG %:	0-2	0.0%	1-1	100.0%	0-3	0.0%	3-7	42.9%	4-13	30.8%	Rebounds				
FT %:	0-1	0.0%	4-6	66.7%	1-2	50.0%	1-2	50.0%	6-11	54.5%	0				

Officials: Roy Jackson,Ashley Gross,Isaac Johnson
Technical fouls: Fordham-None. George Mason-None.

Attendance: 537

2021-22 Women's Basketball. Round: 0. Fordham vs George Mason. Played at Eagle

Score by periods	1st	2nd	3rd	4th	Total
Fordham	13	25	19	16	73
George Mason	14	13	13	24	64

Game 15

Fordham 54 at VCU 48

Official Basketball Box Score -- Game Totals -- Final Statistics

Fordham vs VCU

1/15/22 1:00 pm at Richmond, VA

Fordham 54 • 11-4,2-1 Atlanti

#	Player		Total		3-Ptr		Rebounds					PF	TP	A TO Blk			Stl	Min
			FG-FGA	FG-FGA	FT-FTA	Off	Def	Tot	A	TO	Blk							
24	Kaitlyn Downey	f	4-6	2-3	1-2	0	2	2	0	11	3	0	0	0	0	0	27	
43	Megan Jonassen	f	1-2	0-0	0-0	2	3	5	3	2	0	0	0	0	0	0	20	
02	Anna DeWolfe	g	3-15	1-9	0-0	2	2	4	2	7	2	2	0	1	36			
03	Asiah Dingle	g	8-12	0-0	3-5	3	3	6	3	19	5	3	0	0	37			
20	Kendell Heremaia	g	6-13	1-6	0-0	2	10	12	1	13	1	2	1	0	31			
01	Matilda Flood		1-3	0-0	0-0	0	2	2	0	2	0	0	0	0	10			
10	Millie Prior		0-1	0-0	0-0	2	1	3	0	0	0	2	0	0	4			
13	Sarah Karpell		0-1	0-0	0-0	0	0	0	0	0	0	0	0	0	30			
30	Maranda Nyborg		0-0	0-0	0-0	0	1	1	1	0	0	0	0	0	5			
Team						1	1	2			2							
Totals				23-53	4-18	4-7	12	25	37	10	54	11	11	1	1	200		
1st - FG %: 8-13 61.5% 2nd: 8-15 53.3% 3rd: 4-15 26.7% 4th: 3-10 30.0% Game: 23-53 43.4% Deadball Rebounds 2-1																		
FT %: 2-3 66.7% 0-0 0.0% 0-0 0.0% 2-4 50.0% 4-18 22.2% 4-7 57.1%																		

1st - FG %:	8-13	61.5%	2nd:	8-15	53.3%	3rd:	4-15	26.7%	4th:	3-10	30.0%	Game:	23-53	43.4%	Deadball
3FG %:	2-7	28.6%	2-4	50.0%	0-4	0.0%	0-3	0.0%	4-18	22.2%	5-13	38.5%	Rebounds		
FT %:	2-3	66.7%	0-0	0.0%	0-0	0.0%	2-4	50.0%	4-7	57.1%	10-13	76.9%	2,1		

VCU 48 • 7-7,2-2 Atlantic

#	Player		Total		3-Ptr		Rebounds					PF	TP	A TO Blk			Stl	Min
			FG-FGA	FG-FGA	FT-FTA	Off	Def	Tot	PF	TP	A			TO	Blk			
32	Keowa Walters	f	4-8	0-0	0-0	4	1	5	1	8	0	1	1	0	0	16		
00	Sarah Te-Biasu	g	3-9	2-4	2-3	2	4	6	3	10	1	1	0	0	0	31		
01	Taya Robinson	g	2-12	0-3	0-2	3	3	6	3	4	1	1	1	0	0	35		
02	Janika Griffith-Wall	g	5-14	1-4	0-0	2	4	6	1	11	0	2	0	1	37			
03	Madison Hattix-Covin	g	3-9	1-4	2-2	4	5	9	3	9	2	1	0	0	39			
04	Grace Hutson		0-1	0-0	0-0	0	0	0	1	0	0	1	0	1	8			
12	Dasia Townes		0-2	0-0	2-2	3	0	3	0	2	1	0	0	1	12			
35	Samantha Robinson		2-10	0-0	0-0	2	0	2	2	4	0	0	0	0	22			
	Team					0	1	1				1						
Totals			19-65	4-15	6-9	20	18	38	14	48	5	8	2	3	200			
1st- 3FG%:			5-14	35.7%	2nd- 4-17	23.5%	3rd- 3-16	18.8%	4th- 7-18	38.9%	Game:		19-65	29.2%	Deadball			
			2-4	50.0%	1-3	33.3%	0-4	0.0%	1-4	25.0%			4-15	26.7%	Rebounds			
			0-0	0.0%	2-3	66.7%	0-4	0.0%	2-2	100.0%			6-9	66.7%	3,1			

2021-22 Game-By-Game Comparison

Opponent	1st	2nd	Score	Mar	Total FG	FG Pct	3-Pointers	3FG Pct	Free Throws	FT Pct	Rebounds	Assist	T/Over	Block	Steal	Fouls
QUINNIPIAC	30/35	35/30	79-71	+8	26-73/26-52	.356/.500	8-23/8-11	.348/.727	19-23/11-20	.826/.550	36/28 +8	15/11	13/23	3/3	15/7	19/22
Seton Hall	42/29	40/34	82-63	+19	31-70/22-57	.443/.386	9-26/6-16	.346/.375	11-16/13-17	.688/.765	44/33 +11	12/11	16/20	4/2	11/6	19/18
Notre Dame	28/42	28/29	56-71	(15)	23-67/24-49	.343/.490	4-21/4-8	.190/.500	6-8/19-25	.750/.760	26/46 (20)	9/12	12/20	0/4	8/7	22/15
MICHIGAN ST.	33/35	38/33	71-68	+3	28-62/27-56	.452/.482	5-15/6-14	.333/.429	10-13/8-11	.769/.727	32/29 +3	16/7	17/18	3/7	4/8	14/22
Baylor	24/20	21/48	45-68	(23)	17-56/25-58	.304/.431	6-22/6-15	.273/.400	5-5/12-18	1000/.667	32/41 (9)	10/12	20/17	4/1	4/7	20/13
Houston	32/27	35/26	67-53	+14	26-56/21-64	.464/.328	4-17/1-16	.235/.063	11-13/10-14	.846/.714	41/33 +8	17/10	18/13	2/3	5/12	15/18
Arizona St.	23/30	20/28	43-58	(15)	17-56/21-51	.304/.412	5-22/6-16	.227/.375	4-6/10-12	.667/.833	28/36 (8)	10/10	11/14	0/2	3/6	13/17
STONY BROOK	37/30	34/29	71-59	+12	30-59/24-63	.508/.381	6-19/2-17	.316/.118	5-11/9-10	.455/.900	31/30 +1	18/9	15/21	5/2	9/8	17/17
PRINCETON	33/31	43/36	76-67	+9	25-55/25-63	.455/.397	5-16/7-22	.313/.318	21-25/10-10	.840/1000	28/29 (1)	15/8	13/17	5/2	12/7	15/21
MANHATTAN	33/33	32/30	65-63	+2	21-62/27-61	.339/.443	12-32/7-20	.375/.350	11-12/2-5	.917/.400	34/34 -	15/10	13/16	1/3	7/7	10/14
LAFAYETTE	30/13	41/23	71-36	+35	27-50/15-50	.540/.300	10-23/3-15	.435/.200	7-9/3-4	.778/.750	30/21 +9	15/4	14/17	4/0	8/7	10/11
FAIRLEIGH DICKINSON	30/19	33/17	63-36	+27	27-62/12-45	.435/.267	5-19/2-13	.263/.154	4-5/10-11	.800/.909	34/29 +5	19/4	11/22	4/0	12/4	12/12
LA SALLE	35/23	27/48	62-71	(9)	23-65/25-56	.354/.446	6-18/7-19	.333/.368	10-16/14-21	.625/.667	38/33 +5	12/10	12/11	4/2	6/7	21/15
George Mason	38/27	35/37	73-64	+9	26-58/27-70	.448/.386	8-23/4-13	.348/.308	13-15/6-11	.867/.545	43/37 +6	19/8	18/15	3/3	8/8	16/19
VCU	38/23	16/25	54-48	+6	23-53/19-65	.434/.292	4-18/4-15	.222/.267	4-7/6-9	.571/.667	37/38 (1)	11/5	11/8	1/2	1/3	10/14
GEORGE WASHINGTON	30/26	31/27	61-53	+8	23-53/20-58	.434/.345	8-20/5-13	.400/.385	7-9/8-14	.778/.571	32/29 +3	17/10	12/11	4/0	8/7	16/16
Davidson	31/24	32/27	63-51	+12	23-62/19-52	.371/.365	7-26/2-11	.269/.182	10-18/11-19	.556/.579	50/29 +21	8/7	12/10	2/3	4/5	17/14
Dayton	25/23	23/29	48-52	(4)	18-64/17-51	.281/.333	6-23/3-14	.261/.214	6-8/15-18	.750/.833	41/40 +1	11/9	7/8	1/7	3/2	16/11
SAINT JOSEPH'S	22/10	33/25	55-35	+20	21-53/13-46	.396/.283	5-18/2-13	.278/.154	8-9/7-10	.889/.700	32/27 +5	16/9	19/21	4/4	11/11	12/19
ST. BONAVENTURE	28/24	34/30	62-54	+8	24-56/21-54	.429/.389	8-23/1-6	.348/.167	6-11/11-16	.545/.688	32/27 +5	16/9	12/11	4/1	5/4	14/16

Note: Game totals are displayed in the format TEAM/OPPONENT for each category

2021-22 Team Game-by-Game Highs

Opponent	Date	Score	Points	Rebounds	Assists	Steals	Blocked shots
QUINNIPIAC	11/09/21	79-71	34-Asiah Dingle	10-Millie Prior Kaitlyn Downey	4-Kendell Heremaia Anna DeWolfe	6-Asiah Dingle	1-Kendell Heremaia Maranda Nyborg Millie Prior
at Seton Hall	11/13/21	82-63	29-Kendell Heremaia	13-Asiah Dingle	3-Asiah Dingle Anna DeWolfe	4-Asiah Dingle	1-Maranda Nyborg Megan Jonassen Kaitlyn Downey Kendell Heremaia
at Notre Dame	11/18/21	56-71	15-Kaitlyn Downey	6-Asiah Dingle	3-Asiah Dingle	4-Asiah Dingle	None
MICHIGAN ST.	11/21/21	71-68	24-Kaitlyn Downey Anna DeWolfe	10-Megan Jonassen	5-Kendell Heremaia	2-Kaitlyn Downey	3-Kaitlyn Downey
vs Baylor	11/25/21	45-68	14-Kendell Heremaia	7-Anna DeWolfe	3-Kaitlyn Downey Anna DeWolfe	2-Anna DeWolfe	3-Kaitlyn Downey
vs Houston	11/26/21	67-53	18-Anna DeWolfe	10-Asiah Dingle Kendell Heremaia	5-Kendell Heremaia Kaitlyn Downey	3-Asiah Dingle	1-Millie Prior Kaitlyn Downey
vs Arizona St.	11/27/21	43-58	20-Anna DeWolfe	7-Anna DeWolfe	5-Asiah Dingle	1-Maranda Nyborg Asiah Dingle Matilda Flood	None
STONY BROOK	12/02/21	71-59	28-Anna DeWolfe	10-Kaitlyn Downey	5-Anna DeWolfe	4-Asiah Dingle	2-Kaitlyn Downey
PRINCETON	12/05/21	76-67	28-Anna DeWolfe	7-Kendell Heremaia Kaitlyn Downey Megan Jonassen	5-Kaitlyn Downey	4-Asiah Dingle	3-Kaitlyn Downey
MANHATTAN	12/08/21	65-63	27-Anna DeWolfe	9-Kendell Heremaia	5-Anna DeWolfe	2-Sarah Karpell Anna DeWolfe	1-Maranda Nyborg
LAFAYETTE	12/12/21	71-36	24-Anna DeWolfe	6-Megan Jonassen	4-Asiah Dingle	3-Kendell Heremaia	2-Maranda Nyborg
FAIRLEIGH DICKINSON	1/02/22	63-36	23-Anna DeWolfe	9-Matilda Flood	5-Sarah Karpell Asiah Dingle	3-Asiah Dingle Anna DeWolfe	3-Maranda Nyborg
LA SALLE	1/09/22	62-71	28-Anna DeWolfe	8-Megan Jonassen	3-Kaitlyn Downey Asiah Dingle	2-Anna DeWolfe Kendell Heremaia	2-Millie Prior
at George Mason	1/12/22	73-64	22-Anna DeWolfe	9-Kaitlyn Downey	7-Kendell Heremaia	3-Kaitlyn Downey	2-Megan Jonassen
at VCU	1/15/22	54-48	19-Asiah Dingle	12-Kendell Heremaia	5-Asiah Dingle	1-Anna DeWolfe	1-Kendell Heremaia
GEORGE WASHINGTON	1/19/22	61-53	21-Anna DeWolfe	7-Megan Jonassen	4-Kaitlyn Downey Asiah Dingle	2-Matilda Flood Anna DeWolfe	2-Maranda Nyborg
at Davidson	1/21/22	63-51	20-Anna DeWolfe	10-Megan Jonassen	3-Sarah Karpell	2-Asiah Dingle	1-Matilda Flood Maranda Nyborg
at Dayton	1/23/22	48-52	14-Anna DeWolfe	9-Kaitlyn Downey	4-Asiah Dingle	1-Kaitlyn Downey Anna DeWolfe Maranda Nyborg	1-Asiah Dingle
SAINT JOSEPH'S	1/26/22	55-35	22-Anna DeWolfe	7-Megan Jonassen	5-Asiah Dingle	4-Asiah Dingle	2-Maranda Nyborg
ST. BONAVENTURE	1/29/22	62-54	20-Anna DeWolfe	12-Megan Jonassen	5-Kaitlyn Downey	3-Asiah Dingle	2-Kaitlyn Downey

2021-22 Team Game-by-Game Statistics

				Total		3-Pointers		Free throws		Rebounds											
Opponent	Date	Score		fg-fga	pct	3fg-fga	pct	ft-fa	pct	off	def	tot	avg	pf	a	t/o	blk	stl	pts	avg	
QUINNIPIAC	11/09/21	79-71	Wot	26-73	.356	8-23	.348	19-23	.826	17	19	36	36.0	19	15	13	3	15	79	79.0	
at Seton Hall	11/13/21	82-63	W	31-70	.443	9-26	.346	11-16	.688	14	30	44	40.0	19	12	16	4	11	82	80.5	
at Notre Dame	11/18/21	56-71	L	23-67	.343	4-21	.190	6-8	.750	11	15	26	35.3	22	9	12	0	8	56	72.3	
MICHIGAN ST.	11/21/21	71-68	W	28-62	.452	5-15	.333	10-13	.769	15	17	32	34.5	14	16	17	3	4	71	72.0	
vs Baylor	11/25/21	45-68	L	17-56	.304	6-22	.273	5-5	1.000	9	23	32	34.0	20	10	20	4	4	45	66.6	
vs Houston	11/26/21	67-53	W	26-56	.464	4-17	.235	11-13	.846	12	29	41	35.2	15	17	18	2	5	67	66.7	
vs Arizona St.	11/27/21	43-58	L	17-56	.304	5-22	.227	4-6	.667	8	20	28	34.1	13	10	11	0	3	43	63.3	
STONY BROOK	12/02/21	71-59	W	30-59	.508	6-19	.316	5-11	.455	8	23	31	33.8	17	18	15	5	9	71	64.2	
PRINCETON	12/05/21	76-67	W	25-55	.455	5-16	.313	21-25	.840	13	15	28	33.1	15	15	13	5	12	76	65.6	
MANHATTAN	12/08/21	65-63	W	21-62	.339	12-32	.375	11-12	.917	10	24	34	33.2	10	15	13	1	7	65	65.5	
LAFAYETTE	12/12/21	71-36	W	27-50	.540	10-23	.435	7-9	.778	8	22	30	32.9	10	15	14	4	8	71	66.0	
FAIRLEIGH DICKINSON	1/02/22	63-36	W	27-62	.435	5-19	.263	4-5	.800	10	24	34	33.0	12	19	11	4	12	63	65.8	
LA SALLE	1/09/22	62-71	L	23-65	.354	6-18	.333	10-16	.625	17	21	38	33.4	21	12	12	4	6	62	65.5	
at George Mason	1/12/22	73-64	W	26-58	.448	8-23	.348	13-15	.867	11	32	43	34.1	16	19	18	3	8	73	66.0	
at VCU	1/15/22	54-48	W	23-53	.434	4-18	.222	4-7	.571	12	25	37	34.3	10	11	11	1	1	54	65.2	
GEORGE WASHINGTON	1/19/22	61-53	W	23-53	.434	8-20	.400	7-9	.778	11	21	32	34.1	16	17	12	4	8	61	64.9	
at Davidson	1/21/22	63-51	W	23-62	.371	7-26	.269	10-18	.556	20	30	50	35.1	17	8	12	2	4	63	64.8	
at Dayton	1/23/22	48-52	L	18-64	.281	6-23	.261	6-8	.750	13	28	41	35.4	16	11	7	1	3	48	63.9	
SAINT JOSEPH'S	1/26/22	55-35	W	21-53	.396	5-18	.278	8-9	.889	10	22	32	35.2	12	16	19	4	11	55	63.4	
ST. BONAVENTURE	1/29/22	62-54	W	24-56	.429	8-23	.348	6-11	.545	8	24	32	35.0	14	16	12	4	5	62	63.3	
Fordham		1267		479-1192	.402	131-424	.309	178-239	.745	237	464	701	35.0	308	281	276	58	144	1267	63.3	
Opponents		1141		430-1121	.384	86-287	.300	195-275	.709	190	459	649	32.5	324	175	313	51	133	1141	57.0	

Games played: 20

Points/game: 63.3

FG Pct: 40.2

3FG Pct: 30.9

FT Pct: 74.5

Rebounds/game: 35.0

Assists/game: 14.1

Turnovers/game: 13.8

Assist/turnover ratio: 1.0

Steals/game: 7.2

Blocks/game: 2.9

2021-22 Opponent Game-by-Game Statistics

				Total		3-Pointers		Free throws		Rebounds											
Opponent	Date	Score		fg-fga	pct	3fg-fga	pct	ft-fa	pct	off	def	tot	avg	pf	a	t/o	blk	stl	pts	avg	
QUINNIPIAC	11/09/21	79-71	Wot	26-52	.500	8-11	.727	11-20	.550	3	25	28	28.0	22	11	23	3	7	71	71.0	
at Seton Hall	11/13/21	82-63	W	22-57	.386	6-16	.375	13-17	.765	5	28	33	30.5	18	11	20	2	6	63	67.0	
at Notre Dame	11/18/21	56-71	L	24-49	.490	4-8	.500	19-25	.760	11	35	46	35.7	15	12	20	4	7	71	68.3	
MICHIGAN ST.	11/21/21	71-68	W	27-56	.482	6-14	.429	8-11	.727	11	18	29	34.0	22	7	18	7	8	68	68.2	
vs Baylor	11/25/21	45-68	L	25-58	.431	6-15	.400	12-18	.667	12	29	41	35.4	13	12	17	1	7	68	68.2	
vs Houston	11/26/21	67-53	W	21-64	.328	1-16	.063	10-14	.714	16	17	33	35.0	18	10	13	3	12	53	65.7	
vs Arizona St.	11/27/21	43-58	L	21-51	.412	6-16	.375	10-12	.833	8	28	36	35.1	17	10	14	2	6	58	64.6	
STONY BROOK	12/02/21	71-59	W	24-63	.381	2-17	.118	9-10	.900	8	22	30	34.5	17	9	21	2	8	59	63.9	
PRINCETON	12/05/21	76-67	W	25-63	.397	7-22	.318	10-10	1.000	15	14	29	33.9	21	8	17	2	7	67	64.2	
MANHATTAN	12/08/21	65-63	W	27-61	.443	7-20	.350	2-5	.400	8	26	34	33.9	14	10	16	3	7	63	64.1	
LAFAYETTE	12/12/21	71-36	W	15-50	.300	3-15	.200	3-4	.750	6	15	21	32.7	11	4	17	0	7	36	61.5	
FAIRLEIGH DICKINSON	1/02/22	63-36	W	12-45	.267	2-13	.154	10-11	.909	4	25	29	32.4	12	4	22	0	4	36	59.4	
LA SALLE	1/09/22	62-71	L	25-56	.446	7-19	.368	14-21	.667	8	25	33	32.5	15	10	11	2	7	71	60.3	
at George Mason	1/12/22	73-64	W	27-70	.386	4-13	.308	6-11	.545	16	21	37	32.8	19	8	15	3	8	64	60.6	
at VCU	1/15/22	54-48	W	19-65	.292	4-15	.267	6-9	.667	20	18	38	33.1	14	5	8	2	3	48	59.7	
GEORGE WASHINGTON	1/19/22	61-53	W	20-58	.345	5-13	.385	8-14	.571	11	18	29	32.9	16	10	11	0	7	53	59.3	
at Davidson	1/21/22	63-51	W	19-52	.365	2-11	.182	11-19	.579	6	23	29	32.6	14	7	10	3	5	51	58.8	
at Dayton	1/23/22	48-52	L	17-51	.333	3-14	.214	15-18	.833	7	33	40	33.1	11	9	8	7	2	52	58.4	
SAINT JOSEPH'S	1/26/22	55-35	W	13-46	.283	2-13	.154	7-10	.700	9	18	27	32.7	19	9	21	4	11	35	57.2	
ST. BONAVENTURE	1/29/22	62-54	W	21-54	.389	1-6	.167	11-16	.688	6	21	27	32.5	16	9	11	1	4	54	57.0	
Opponents		1141		430-1121	.384	86-287	.300	195-275	.709	190	459	649	32.5	324	175	313	51	133	1141	57.0	
Fordham		1267		479-1192	.402	131-424	.309	178-239	.745	237	464	701	35.0	308	281	276	58	144	1267	63.3	

Games played: 20

Points/game: 57.0

FG Pct: 38.4

3FG Pct: 30.0

FT Pct: 70.9

Rebounds/game: 32.5

Assists/game: 8.8

Turnovers/game: 15.7

Assist/turnover ratio: 0.6

Steals/game: 6.7

Blocks/game: 2.6

2021-22 Team/Opponent Highs/Lows

Fordham - TEAM GAME HIGHS			Opponent - GAME HIGHS		
POINTS	82	at Seton Hall (11/13/21)	POINTS	71	LA SALLE (1/09/22)
	79	QUINNIPIAC (11/09/21)		71	at Notre Dame (11/18/21)
	76	PRINCETON (12/05/21)		71	QUINNIPIAC (11/09/21)
FIELD GOALS MADE	31	at Seton Hall (11/13/21)	FIELD GOALS MADE	27	at George Mason (1/12/22)
	30	STONY BROOK (12/02/21)		27	MANHATTAN (12/08/21)
	28	MICHIGAN ST. (11/21/21)		27	MICHIGAN ST. (11/21/21)
FIELD GOAL ATTEMPTS	73	QUINNIPIAC (11/09/21)	FIELD GOAL ATTEMPTS	70	at George Mason (1/12/22)
	67	at Seton Hall (11/13/21)		65	at VCU (1/15/22)
FIELD GOAL PERCENTAGE	.540 (27-50)	LAFAYETTE (12/12/21)	FIELD GOAL PERCENTAGE	.500 (26-52)	vs Houston (11/26/21)
	.508 (30-59)	STONY BROOK (12/02/21)		.490 (24-49)	QUINNIPIAC (11/09/21)
	.464 (26-56)	vs Houston (11/26/21)		.482 (27-56)	at Notre Dame (11/18/21)
3 PT FIELD GOALS MADE	12	MANHATTAN (12/08/21)	3 PT FIELD GOALS MADE	8	MICHIGAN ST. (11/21/21)
	9	LAFAYETTE (12/12/21)		7	QUINNIPIAC (11/09/21)
	9	at Seton Hall (11/13/21)		7	LA SALLE (1/09/22)
3 PT FG ATTEMPTS	32	MANHATTAN (12/08/21)		7	MANHATTAN (12/08/21)
	26	at Davidson (1/21/22)		7	PRINCETON (12/05/21)
	26	at Seton Hall (11/13/21)	3 PT FG ATTEMPTS	22	PRINCETON (12/05/21)
3 PT FG PERCENTAGE	.435 (10-23)	LAFAYETTE (12/12/21)		20	MANHATTAN (12/08/21)
	.400 (8-20)	GEORGE WASHINGTON (1/19/22)		19	LA SALLE (1/09/22)
	.375 (12-32)	MANHATTAN (12/08/21)	3 PT FG PERCENTAGE	.727 (8-11)	QUINNIPIAC (11/09/21)
FREE THROWS MADE	21	PRINCETON (12/05/21)		.500 (4-8)	at Notre Dame (11/18/21)
	19	QUINNIPIAC (11/09/21)		.429 (6-14)	MICHIGAN ST. (11/21/21)
	13	at George Mason (1/12/22)	FREE THROWS MADE	19	at Notre Dame (11/18/21)
FREE THROW ATTEMPTS	25	PRINCETON (12/05/21)		15	at Dayton (1/23/22)
	23	QUINNIPIAC (11/09/21)		14	LA SALLE (1/09/22)
	18	at Davidson (1/21/22)	FREE THROW ATTEMPTS	25	at Notre Dame (11/18/21)
FREE THROW PERCENTAGE	1.000 (5-5)	vs Baylor (11/25/21)		21	LA SALLE (1/09/22)
	.917 (11-12)	MANHATTAN (12/08/21)		20	QUINNIPIAC (11/09/21)
	.889 (8-9)	SAINT JOSEPH'S (1/26/22)	FREE THROW PERCENTAGE	1.000 (10-10)	PRINCETON (12/05/21)
REBOUNDS	50	at Davidson (1/21/22)		.909 (10-11)	FAIRLEIGH DICKINSON (1/02/22)
	44	at Seton Hall (11/13/21)		.900 (9-10)	STONY BROOK (12/02/21)
	43	at George Mason (1/12/22)	REBOUNDS	46	at Notre Dame (11/18/21)
ASSISTS	19	at George Mason (1/12/22)		41	vs Baylor (11/25/21)
	19	FAIRLEIGH DICKINSON (1/02/22)		40	at Dayton (1/23/22)
	18	STONY BROOK (12/02/21)	ASSISTS	12	vs Baylor (11/25/21)
STEALS	15	QUINNIPIAC (11/09/21)		12	at Notre Dame (11/18/21)
	12	FAIRLEIGH DICKINSON (1/02/22)		11	at Seton Hall (11/13/21)
BLOCKED SHOTS	5	PRINCETON (12/05/21)		11	QUINNIPIAC (11/09/21)
	5	STONY BROOK (12/02/21)	STEALS	12	vs Houston (11/26/21)
	4	ST. BONAVENTURE (1/29/22)		11	SAINT JOSEPH'S (1/26/22)
	4	SAINT JOSEPH'S (1/26/22)		8	at George Mason (1/12/22)
	4	GEORGE WASHINGTON (1/19/22)		8	STONY BROOK (12/02/21)
	4	LA SALLE (1/09/22)		8	MICHIGAN ST. (11/21/21)
	4	FAIRLEIGH DICKINSON (1/02/22)	BLOCKED SHOTS	7	at Dayton (1/23/22)
	4	LAFAYETTE (12/12/21)		7	MICHIGAN ST. (11/21/21)
	4	vs Baylor (11/25/21)		4	SAINT JOSEPH'S (1/26/22)
	4	at Seton Hall (11/13/21)		4	at Notre Dame (11/18/21)
TURNOVERS	20	vs Baylor (11/25/21)	TURNOVERS	23	QUINNIPIAC (11/09/21)
	19	SAINT JOSEPH'S (1/26/22)		22	FAIRLEIGH DICKINSON (1/02/22)
	18	at George Mason (1/12/22)		21	SAINT JOSEPH'S (1/26/22)
	18	vs Houston (11/26/21)		21	STONY BROOK (12/02/21)
FOULS	22	at Notre Dame (11/18/21)	FOULS	22	MICHIGAN ST. (11/21/21)
	21	LA SALLE (1/09/22)		22	QUINNIPIAC (11/09/21)
	20	vs Baylor (11/25/21)		21	PRINCETON (12/05/21)

Fordham - GAME LOWS			Opponent - GAME LOWS		
POINTS	43	vs Arizona St. (11/27/21)	POINTS	35	SAINT JOSEPH'S (1/26/22)
	45	vs Baylor (11/25/21)		36	LAFAYETTE (12/12/21)
	48	at Dayton (1/23/22)		36	FAIRLEIGH DICKINSON (1/02/22)
FIELD GOALS MADE	17	vs Baylor (11/25/21)	FIELD GOALS MADE	12	FAIRLEIGH DICKINSON (1/02/22)
	17	vs Arizona St. (11/27/21)		13	SAINT JOSEPH'S (1/26/22)
	18	at Dayton (1/23/22)		15	LAFAYETTE (12/12/21)
FIELD GOAL ATTEMPTS	50	LAFAYETTE (12/12/21)	FIELD GOAL ATTEMPTS	45	FAIRLEIGH DICKINSON (1/02/22)
	53	at VCU (1/15/22)		46	SAINT JOSEPH'S (1/26/22)
	53	GEORGE WASHINGTON (1/19/22)		49	at Notre Dame (11/18/21)
	53	SAINT JOSEPH'S (1/26/22)	FIELD GOAL PERCENTAGE	.267 (12-45)	FAIRLEIGH DICKINSON (1/02/22)
FIELD GOAL PERCENTAGE	.281 (18-64)	at Dayton (1/23/22)		.283 (13-46)	SAINT JOSEPH'S (1/26/22)
	.304 (17-56)	vs Baylor (11/25/21)		.292 (19-65)	at VCU (1/15/22)
	.304 (17-56)	vs Arizona St. (11/27/21)	3 PT FIELD GOALS MADE	1	vs Houston (11/26/21)
3 PT FIELD GOALS MADE	4	at Notre Dame (11/18/21)		1	ST. BONAVENTURE (1/29/22)
	4	vs Houston (11/26/21)		2	STONY BROOK (12/02/21)
	4	at VCU (1/15/22)		2	FAIRLEIGH DICKINSON (1/02/22)
3 PT FG ATTEMPTS	15	MICHIGAN ST. (11/21/21)		2	at Davidson (1/21/22)
	16	PRINCETON (12/05/21)	3 PT FG ATTEMPTS	6	SAINT JOSEPH'S (1/26/22)
	17	vs Houston (11/26/21)		2	ST. BONAVENTURE (1/29/22)
3 PT FG PERCENTAGE	.190 (4-21)	at Notre Dame (11/18/21)		8	at Notre Dame (11/18/21)
	.222 (4-18)	at VCU (1/15/22)		11	QUINNIPIAC (11/09/21)
	.227 (5-22)	vs Arizona St. (11/27/21)		11	at Davidson (1/21/22)
FREE THROWS MADE	4	vs Arizona St. (11/27/21)	3 PT FG PERCENTAGE	.063 (1-16)	vs Houston (11/26/21)
	4	FAIRLEIGH DICKINSON (1/02/22)		.118 (2-17)	STONY BROOK (12/02/21)
	4	at VCU (1/15/22)		.154 (2-13)	FAIRLEIGH DICKINSON (1/02/22)
FREE THROW ATTEMPTS	5	vs Baylor (11/25/21)		.154 (2-13)	SAINT JOSEPH'S (1/26/22)
	5	FAIRLEIGH DICKINSON (1/02/22)	FREE THROWS MADE	2	MANHATTAN (12/08/21)
	6	vs Arizona St. (11/27/21)		3	LAFAYETTE (12/12/21)
FREE THROW PERCENTAGE	.455 (5-11)	STONY BROOK (12/02/21)		6	at George Mason (1/12/22)
	.545 (6-11)	ST. BONAVENTURE (1/29/22)		6	at VCU (1/15/22)
	.556 (10-18)	at Davidson (1/21/22)	FREE THROW ATTEMPTS	4	LAFAYETTE (12/12/21)
REBOUNDS	26	at Notre Dame (11/18/21)		5	MANHATTAN (12/08/21)
	28	vs Arizona St. (11/27/21)		9	at VCU (1/15/22)
	28	PRINCETON (12/05/21)	FREE THROW PERCENTAGE	.400 (2-5)	MANHATTAN (12/08/21)
ASSISTS	8	at Davidson (1/21/22)		.545 (6-11)	at George Mason (1/12/22)
	9	at Notre Dame (11/18/21)		.550 (11-20)	QUINNIPIAC (11/09/21)
	10	vs Baylor (11/25/21)	REBOUNDS	21	LAFAYETTE (12/12/21)
	10	vs Arizona St. (11/27/21)		27	SAINT JOSEPH'S (1/26/22)
STEALS	1	at VCU (1/15/22)		27	ST. BONAVENTURE (1/29/22)
	3	vs Arizona St. (11/27/21)	ASSISTS	4	LAFAYETTE (12/12/21)
	3	at Dayton (1/23/22)		4	FAIRLEIGH DICKINSON (1/02/22)
BLOCKED SHOTS	0	at Notre Dame (11/18/21)		5	at VCU (1/15/22)
	0	vs Arizona St. (11/27/21)	STEALS	2	at Dayton (1/23/22)
	1	MANHATTAN (12/08/21)		3	at VCU (1/15/22)
	1	at VCU (1/15/22)		4	FAIRLEIGH DICKINSON (1/02/22)
	1	at Dayton (1/23/22)		4	ST. BONAVENTURE (1/29/22)
TURNOVERS	7	at Dayton (1/23/22)	BLOCKED SHOTS	0	LAFAYETTE (12/12/21)
	11	vs Arizona St. (11/27/21)		0	FAIRLEIGH DICKINSON (1/02/22)
	11	FAIRLEIGH DICKINSON (1/02/22)		0	GEORGE WASHINGTON (1/19/22)
	11	at VCU (1/15/22)	TURNOVERS	8	at VCU (1/15/22)
	10	MANHATTAN (12/08/21)		8	at Dayton (1/23/22)
	10	LAFAYETTE (12/12/21)		10	at Davidson (1/21/22)
	10	at VCU (1/15/22)	FOULS	11	LAFAYETTE (12/12/21)
				11	at Dayton (1/23/22)
				12	FAIRLEIGH DICKINSON (1/02/22)

2021-22 Individual Game Highs

Points	34	Asiah Dingle vs Quinnipiac (11/09/21)
	29	Kendell Heremaia at Seton Hall (11/13/21)
	28	Anna DeWolfe vs La Salle (1/09/22)
	28	Anna DeWolfe vs Princeton (12/05/21)
	28	Anna DeWolfe vs Stony Brook (12/02/21)
Field Goals Made	11	Anna DeWolfe vs La Salle (1/09/22)
	11	Anna DeWolfe vs Stony Brook (12/02/21)
	11	Anna DeWolfe vs Michigan St. (11/21/21)
	11	Asiah Dingle vs Quinnipiac (11/09/21)
Field Goal Att.	26	Anna DeWolfe vs Manhattan (12/08/21)
	23	Anna DeWolfe at George Mason (1/12/22)
	21	Anna DeWolfe vs George Washington (1/19/22)
FG Pct (min 8 made)	.667 (8-12)	Asiah Dingle at VCU (1/15/22)
	.647 (11-17)	Asiah Dingle vs Quinnipiac (11/09/21)
	.643 (9-14)	Kendell Heremaia at Seton Hall (11/13/21)
3-Point FG Made	8	Kendell Heremaia at Seton Hall (11/13/21)
	6	Anna DeWolfe vs Manhattan (12/08/21)
	4	Kaitlyn Downey vs St. Bonaventure (1/29/22)
	4	Kendell Heremaia at Davidson (1/21/22)
	4	Kendell Heremaia vs George Washington (1/19/22)
	4	Kaitlyn Downey at George Mason (1/12/22)
	4	Anna DeWolfe at George Mason (1/12/22)
	4	Anna DeWolfe vs Lafayette (12/12/21)
	4	Anna DeWolfe vs Stony Brook (12/02/21)
	4	Anna DeWolfe vs Arizona St. (11/27/21)
	4	Kaitlyn Downey vs Michigan St. (11/21/21)
	4	Kaitlyn Downey vs Quinnipiac (11/09/21)
3-Point FG Att.	12	Anna DeWolfe vs Manhattan (12/08/21)
	11	Kendell Heremaia at Seton Hall (11/13/21)
	10	Anna DeWolfe at Davidson (1/21/22)
	10	Anna DeWolfe vs George Washington (1/19/22)
	10	Anna DeWolfe at George Mason (1/12/22)
	10	Anna DeWolfe vs Arizona St. (11/27/21)
3-Pt FG Pct (min 4 made)	.727 (8-11)	Kendell Heremaia at Seton Hall (11/13/21)
	.667 (4-6)	Kendell Heremaia vs George Washington (1/19/22)
	.571 (4-7)	Kaitlyn Downey vs St. Bonaventure (1/29/22)
	.571 (4-7)	Anna DeWolfe vs Lafayette (12/12/21)
	.571 (4-7)	Anna DeWolfe vs Stony Brook (12/02/21)
Free Throws Made	11	Asiah Dingle vs Quinnipiac (11/09/21)
	9	Asiah Dingle vs Houston (11/26/21)
	7	Asiah Dingle at Davidson (1/21/22)
Free Throw Att.	13	Asiah Dingle vs Quinnipiac (11/09/21)
	12	Asiah Dingle at Davidson (1/21/22)
	10	Asiah Dingle vs Houston (11/26/21)
FT Pct (min 5 made)	1.000 (6-6)	Kendell Heremaia vs Princeton (12/05/21)
	1.000 (6-6)	Kendell Heremaia vs Michigan St. (11/21/21)
	1.000 (5-5)	Anna DeWolfe vs Princeton (12/05/21)
Rebounds	13	Asiah Dingle at Seton Hall (11/13/21)
	12	Megan Jonassen vs St. Bonaventure (1/29/22)
	12	Kendell Heremaia at VCU (1/15/22)
Assists	7	Kendell Heremaia at George Mason (1/12/22)
	5	Kaitlyn Downey vs St. Bonaventure (1/29/22)
	5	Asiah Dingle vs Saint Joseph's (1/26/22)
	5	Asiah Dingle at VCU (1/15/22)
	5	Anna DeWolfe at George Mason (1/12/22)
	5	Sarah Karpell vs Fairleigh Dickinson (1/02/22)
	5	Asiah Dingle vs Fairleigh Dickinson (1/02/22)
	5	Anna DeWolfe vs Manhattan (12/08/21)
	5	Kaitlyn Downey vs Princeton (12/05/21)
	5	Anna DeWolfe vs Stony Brook (12/02/21)
	5	Asiah Dingle vs Arizona St. (11/27/21)
	5	Kaitlyn Downey vs Houston (11/26/21)
	5	Kendell Heremaia vs Houston (11/26/21)
	5	Kendell Heremaia vs Michigan St. (11/21/21)
Steals	6	Asiah Dingle vs Quinnipiac (11/09/21)
	5	Anna DeWolfe vs Quinnipiac (11/09/21)
	4	Asiah Dingle vs Saint Joseph's (1/26/22)
	4	Asiah Dingle vs Princeton (12/05/21)
	4	Asiah Dingle vs Stony Brook (12/02/21)
	4	Asiah Dingle at Notre Dame (11/18/21)
	4	Asiah Dingle at Seton Hall (11/13/21)
Blocked Shots	3	Maranda Nyborg vs Fairleigh Dickinson (1/02/22)
	3	Kaitlyn Downey vs Princeton (12/05/21)
	3	Kaitlyn Downey vs Baylor (11/25/21)
	3	Kaitlyn Downey vs Michigan St. (11/21/21)
Turnovers	8	Anna DeWolfe vs Baylor (11/25/21)
	6	Asiah Dingle vs Houston (11/26/21)
	6	Anna DeWolfe vs Michigan St. (11/21/21)
	6	Anna DeWolfe at Seton Hall (11/13/21)

2021-22 Opponent Individual Game Highs

Points	28	Amaya Scott at George Mason (1/12/22)
	27	Dee Dee Davis vs Manhattan (12/08/21)
	24	Kayla Spruill vs La Salle (1/09/22)
	24	Earlette Scott vs Stony Brook (12/02/21)
	23	Asianae Johnson vs St. Bonaventure (1/29/22)
Field Goals Made	12	Amaya Scott at George Mason (1/12/22)
	12	Dee Dee Davis vs Manhattan (12/08/21)
	10	Earlette Scott vs Stony Brook (12/02/21)
	10	Sidney Cooks at Seton Hall (11/13/21)
Field Goal Att.	27	Amaya Scott at George Mason (1/12/22)
	27	Dee Dee Davis vs Manhattan (12/08/21)
	21	Abby Meyers vs Princeton (12/05/21)
FG Pct (min 8 made)	.667 (10-15)	Sidney Cooks at Seton Hall (11/13/21)
	.625 (10-16)	Earlette Scott vs Stony Brook (12/02/21)
	.533 (8-15)	Tatyana Hill vs Houston (11/26/21)
3-Point FG Made	6	Abby Meyers vs Princeton (12/05/21)
	4	Andra Espinoza-Hunte at Seton Hall (11/13/21)
	4	Rose Caverly vs Quinnipiac (11/09/21)
3-Point FG Att.	13	Abby Meyers vs Princeton (12/05/21)
	7	Kayla Spruill vs La Salle (1/09/22)
	6	Erin Whalen at Dayton (1/23/22)
	6	Abby Antognoli vs Lafayette (12/12/21)
	6	Dee Dee Davis vs Manhattan (12/08/21)
	6	Andra Espinoza-Hunte at Seton Hall (11/13/21)
3-Pt FG Pct (min 4 made)	.800 (4-5)	Rose Caverly vs Quinnipiac (11/09/21)
	.667 (4-6)	Andra Espinoza-Hunte at Seton Hall (11/13/21)
	.462 (6-13)	Abby Meyers vs Princeton (12/05/21)
Free Throws Made	9	Asianae Johnson vs St. Bonaventure (1/29/22)
	6	Tenin Magassa at Dayton (1/23/22)
	6	Amy Jacobs vs La Salle (1/09/22)
	6	Ellie Mitchell vs Princeton (12/05/21)
	6	Dara Mabrey at Notre Dame (11/18/21)
	6	Andra Espinoza-Hunte at Seton Hall (11/13/21)
Free Throw Att.	12	Asianae Johnson vs St. Bonaventure (1/29/22)
	8	Andra Espinoza-Hunte at Seton Hall (11/13/21)
	7	Suzi-Rose Deegan at Davidson (1/21/22)
	7	Amy Jacobs vs La Salle (1/09/22)
	7	Dara Mabrey at Notre Dame (11/18/21)
FT Pct (min 5 made)	1.000 (6-6)	Tenin Magassa at Dayton (1/23/22)
	1.000 (6-6)	Ellie Mitchell vs Princeton (12/05/21)
	1.000 (5-5)	Britney Onyeje vs Houston (11/26/21)
Rebounds	15	NaLyssa Smith vs Baylor (11/25/21)
	13	Tenin Magassa at Dayton (1/23/22)
	11	Mael Gilles vs Arizona St. (11/27/21)
	11	Maya Dodson at Notre Dame (11/18/21)
Assists	6	Jordan Lewis vs Baylor (11/25/21)
	6	Lauren Park-Lane at Seton Hall (11/13/21)
	5	Mayowa Taiwo vs George Washington (1/19/22)
	5	Brazil Harvey-Carr vs Manhattan (12/08/21)
	5	Mael Gilles vs Arizona St. (11/27/21)
Steals	5	Mackenzie DeWees vs Quinnipiac (11/09/21)
	4	Julia Nystrom vs Saint Joseph's (1/26/22)
	4	Julia Cunningham vs Princeton (12/05/21)
Blocked Shots	4	Tenin Magassa at Dayton (1/23/22)
	4	Tamara Farquhar vs Michigan St. (11/21/21)
	2	Chloe Welch at Davidson (1/21/22)
	2	Kayla Spruill vs La Salle (1/09/22)
	2	Grace Stone vs Princeton (12/05/21)
	2	Mikala Morris vs Quinnipiac (11/09/21)
Turnovers	7	Devyn Scott vs Fairleigh Dickinson (1/02/22)
	7	Sidney Cooks at Seton Hall (11/13/21)
	6	Katie Jekot vs Saint Joseph's (1/26/22)
	6	Abby Meyers vs Princeton (12/05/21)
	6	NaLyssa Smith vs Baylor (11/25/21)
Fouls	5	Kaitlyn Chen vs Princeton (12/05/21)
	5	Britney Onyeje vs Houston (11/26/21)
	5	Sajada Bonner vs Quinnipiac (11/09/21)

Career Records

POINTS

1.	2,548	Anne Gregory (1976-80)
2.	2,417	Jeanine Radice (1985-89)
3.	1,828	Sharon Nast (1982-86)
4.	1,784	Bre Cavanaugh (2017-20)
5.	1,497	G'mrice Davis (2014-18)
6.	1,475	Suzanne Maguire (1993-97)
7.	1,422	Nicole Williams (1988-92)
8.	1,331	Denise Hammersley (1991-95)
9.	1,318	Becky Peters (2008-12)
10.	1,263	Samantha Clark (2012-16)
11.	1,241	Terri Vaccarino (1981-85)
12.	1,213	Abigail Corning (2010-14)
13.	1,178	Anna DeWolfe (2019-present)
14.	1,169	Kendell Heremaia (2017-present)
15.	1,167	Mobolaji Akiode (1999-2003)
16.	1,164	Mary Ann Bilotti (1976-80)
17.	1,145	Cecelia Wanker (1979-83)
18.	1,142	Hannah Missry (2013-17)
19.	1,141	Lauren Holden (2015-19)
20.	1,123	Christie Kennedy (1988-92)
21.	1,121	Heather Donlon (1989-93)
22.	1,062	Erin Rooney (2012-14)
23.	1,045	Stacey Paukovitz (1989-93)
24.	1,031	Carol Elser (1981-85)

SCORING AVERAGE

1.	21.8	Jeanine Radice (1985-89)
2.	20.1	Anne Gregory (1976-80)
3.	17.8	Bre Cavanaugh (2017-20)
4.	17.2	Sharon Nast (1982-86)
5.	16.8	Anna DeWolfe (2019-present)
6.	15.7	Lisa Carrol (2005-07)
7.	15.6	Erin Rooney (2012-14)
8.	15.1	Terri Vaccarino (1981-85)
9.	13.2	Suzanne Maguire (1993-97)
10.	13.0	Malysa Thorgren (1997-99)

FIELD GOALS

1.	982	Anne Gregory (1976-80)
2.	929	Jeanine Radice (1985-89)
3.	711	Sharon Nast (1982-86)
4.	589	G'mrice Davis (2014-18)
5.	587	Bre Cavanaugh (2017-20)
6.	570	Nicole Williams (1988-92)
7.	531	Terri Vaccarino (1981-85)
8.	529	Suzanne Maguire (1993-97)
9.	520	Samantha Clark (2012-16)
10.	499	Cecelia Wanker (1979-83)

FIELD GOAL %

1.	.568	Anne Gregory (1976-80)
2.	.543	Sharon Nast (1982-86)
3.	.531	Sue Moser (1988-92)
4.	.520	Kathy Reidy (1986-90)
5.	.519	Nicole Williams (1988-92)
6.	.518	Kelly Fitzpatrick (1991-95)
7.	.517	Kim Cook (1996-98)
8.	.514	Kelly Roche (1989-93)
9.	.512	Peggy Byrnes (1993-97)
10.	.511	Lauren Fleischer (2000-04)

3-POINT FIELD GOALS

1.	310	Hannah Missry (2013-17)
2.	233	Heather Donlon (1989-93)
3.	213	Lauren Holden (2015-19)
4.	212	Denise Hammersley (1991-95)
5.	208	Bre Cavanaugh (2017-20)
6.	200	Suzanne Maguire (1993-97)
7.	199	Kendell Heremaia (2017-present)
8.	171	Abigail Corning (2010-14)
9.	159	Maureen Garvey (1996-2001)
10.	155	Becky Peters (2008-12)

3-POINT FIELD GOAL %

1.	.462	Heather Donlon (1989-93)
2.	.378	Daniela Roark (2005-07)
3.	.368	Beth Michuda (1996-2000)
4.	.366	Rachelle Racht (1992-96)
6.	.360	Maureen Garvey (1996-2001)
7.	.357	Hannah Missry (2013-17)
8.	.355	Suzanne Maguire (1993-97)
9.	.353	Denise Hammersley (1991-95)
		Abigail Corning (2010-14)
		Mary Goulding (2016-19)

FREE THROWS

1.	584	Anne Gregory (1976-80)
2.	521	Jeanine Radice (1985-89)
3.	406	Sharon Nast (1982-86)
4.	402	Bre Cavanaugh (2017-20)
5.	319	G'mrice Davis (2014-18)
6.	284	Liz Kane (1986-90)
7.	283	Denise Hammersley (1991-95)
8.	282	Nicole Williams (1988-92)
9.	258	Ellen-Jo Haskell (1981-85)
		Mobolaji Akiode (1999-03)

FREE THROW %

1.	.873	Beth Ann Dickinson (2002-04)
2.	.862	Marah Strickland (2011-13)
3.	.855	Hannah Missry (2013-17)
4.	.838	Lauren Holden (2015-19)
5.	.851	Jeanine Radice (1985-89)
6.	.846	Bre Cavanaugh (2017-20)
7.	.841	Anna DeWolfe (2019-present)
8.	.840	Lisa Carrol (2005-07)
9.	.818	Kristina Bell (2007-11)
10.	.804	Tiffany Ruffin (2014-15)

REBOUNDS

1.	1,999	Anne Gregory (1976-80)
2.	1,199	G'mrice Davis (2014-18)
3.	946	Samantha Clark (2012-16)
4.	910	Nicole Williams (1988-92)
5.	792	Sharon Nast (1982-86)
6.	746	Kendell Heremaia (2017-present)
7.	737	Suzanne Maguire (1993-97)
8.	715	Kelly Fitzpatrick (1991-95)
		Kyshawn Ruff (2001-05)
10.	705	Terri Vaccarino (1981-85)

REBOUNDING AVERAGE

1.	15.7	Anne Gregory (1976-80)
2.	9.6	G'mrice Davis (2014-18)
3.	8.6	Terri Vaccarino (1981-85)
4.	8.0	Nicole Williams (1988-92)
5.	7.5	Sharon Nast (1982-86)
		Malysa Thorgren (1997-99)
7.	7.2	Kelly Fitzpatrick (1991-95)
		Samantha Clark (2012-16)
9.	6.9	Kyshawn Ruff (2001-05)
10.	6.6	Suzanne Maguire (1993-97)

ASSISTS

1.	725	Mary Hayes (1975-79)
2.	487	Cami Cass (1988-92)
3.	413	Jeanine Radice (1985-89)
4.	409	Denise Hammersley (1991-95)
5.	378	Laura DeGennaro (1981-85)
6.	372	Kathryn McCabe (1995-99)
7.	359	Heather Donlon (1989-93)
8.	358	Monica Mack (2001-05)
9.	340	Abigail Corning (2010-14)
10.	329	Eileen Welsh (1984-88)

STEALS

1.	232	Denise Hammersley (1991-95)
2.	191	Becky Peters (2008-12)
3.	188	Cami Cass (1988-92)
4.	184	Jeanine Radice (1985-89)
5.	182	Monica Mack (2001-05)
6.	175	Laura DeGennaro (1981-85)
7.	171	Suzanne Maguire (1993-97)
8.	170	Theresa Hrubash (1978-82)
		Arielle Collins (2009-13)
10.	165	Maureen Corrigan (1978-80)

BLOCKS

1.	200	Anne Gregory (1976-80)
2.	174	Kelly Roche (1989-93)
3.	149	Samantha Clark (2012-16)
4.	147	Terri Vaccarino (1981-85)
5.	125	Liz Kane (1986-90)
6.	124	Kyshawn Ruff (2001-05)
7.	107	Kathy Reidy (1986-90)
8.	105	Jada Jefferson (2002-06)
9.	103	Anne Gregory (1976-80)
10.	101	Stacey Price (2001-06)

GAMES PLAYED

1.	146	Denise Hammersley (1991-95)
2.	136	Kendell Heremaia (2017-present)
3.	132	Samantha Clark (2012-16)
		Lauren Holden (2016-19)
5.	131	Danielle Burns (2013-17)
6.	128	Hannah Missry (2013-17)
7.	127	Anne Gregory (1976-80)
		Abigail Corning (2010-14)
9.	125	G'mrice Davis (2014-18)
10.	121	Danielle Padovano (2013-17)

GAMES STARTED

1.	126	Samantha Clark (2012-16)
2.	123	Hannah Missry (2013-17)
3.	117	Lauren Holden (2016-19)
4.	112	Suzanne Maguire (1993-97)
5.	111	Jeanine Radice (1985-89)
6.	108	Kendell Heremaia (2017-present)
7.	107	Abigail Corning (2010-14)
8.	106	Kristina Bell (2007-11)
		Becky Peters (2008-12)
10.	103	Monica Mack (2001-05)

MINUTES PLAYED

1.	4,492	Lauren Holden (2016-19)
2.	4,156	Samantha Clark (2012-16)
3.	4,154	Abigail Corning (2010-14)
4.	3,842	Bre Cavanaugh (2017-20)
5.	3,798	Hannah Missry (2013-17)
6.	3,732	Becky Peters (2008-12)
7.	3,729	Monica Mack (2001-05)
8.	3,702	Suzanne Maguire (1993-97)
9.	3,586	Kristina Bell (2007-11)
10.	3,562	G'mrice Davis (2014-18)
11.	3,523	Kendell Heremaia (2017-present)

Single-Season Records

POINTS	
1. 686	Jeanine Radice (1988-89)
2. 667	Jeanine Radice (1986-87)
3. 666	Anne Gregory (1978-79)
4. 656	Anne Gregory (1977-78)
5. 632	Anne Gregory (1979-80)
6. 625	Bre Cavanaugh (2019-20)
7. 594	Anne Gregory (1976-77)
594	Jeanine Radice (1987-88)
9. 581	Bre Cavanaugh (2018-19)
10. 578	Bre Cavanaugh (2017-18)

SCORING AVERAGE	
1. 24.8	Jeanine Radice (1987-88)
2. 23.7	Jeanine Radice (1988-89)
3. 23.0	Jeanine Radice (1988-89)
4. 22.0	Anne Gregory (1976-77)
5. 20.8	Anna DeWolfe (2020-21)
6. 20.5	Anne Gregory (1977-78)
7. 20.3	Sharon Nast (1983-84)
8. 20.0	Anna DeWolfe (2021-22)
9. 19.6	Anne Gregory (1978-79)
10. 19.5	Bre Cavanaugh (2019-20)

FIELD GOALS	
1. 267	Anne Gregory (1978-79)
2. 257	Anne Gregory (1979-80)
257	Jeanine Radice (1988-89)
4. 252	Jeanine Radice (1986-87)
5. 248	Anne Gregory (1977-78)
6. 227	Annette Kennedy (1979-80)
7. 217	Jeanine Radice (1987-88)
8. 208	G'mrice Davis (2017-18)
	Bre Cavanaugh (2019-20)
10. 203	Jeanine Radice (1985-86)

FIELD GOAL %	
1. .607	Anne Gregory (1978-79)
2. .599	Anne Gregory (1979-80)
3. .592	Terri Vaccarino (1984-85)
4. .587	Nicole Williams (1991-92)
5. .585	Sharon Nast (1983-84)
6. .576	Chandra Lambert (1998-99)
7. .568	Anne Gregory (1976-77)
	Emily Tapio (2013-14)
9. .559	Sue Moser (1991-92)
10. .558	Kathy Reidy (1989-90)

3-POINT FIELD GOALS	
1. 93	Heather Donlon (1992-93)
2. 83	Hannah Missry (2013-14)
3. 78	Hannah Missry (2014-15)
	Hannah Missry (2015-16)
5. 74	Bre Cavanaugh (2018-19)
6. 71	Suzanne Maguire (1996-97)
	Hannah Missry (2016-17)
	Lauren Holden (2017-18)
9. 69	Marah Strickland (2012-13)
10. 67	Bre Cavanaugh (2017-18)
	Bre Cavanaugh (2019-20)

3-POINT FIELD GOAL %	
1. .575	Heather Donlon (1989-90)
2. .470	Heather Donlon (1992-93)
3. .434	Beth Michude (1998-99)
4. .427	Denise Hammersley (1991-92)
5. .426	Heather Donlon (1991-92)
6. .415	Maureen Garvey (2000-01)
7. .413	Suzanne Maguire (1995-96)
8. .406	Daniela Roark (2005-06)
9. .403	Rachelle Racht (1995-96)
10. .398	Heather Donlon (1990-91)

FREE THROWS	
1. 176	Anne Gregory (1976-77)
2. 163	Jeanine Radice (1986-87)
3. 158	Anne Gregory (1977-78)
158	Jeanine Radice (1988-89)
5. 145	Sharon Nast (1985-86)
	Bre Cavanaugh (2017-18)
7. 142	Bre Cavanaugh (2019-20)
8. 139	Erin Rooney (2013-14)
9. 136	Jeanine Radice (1987-88)
10. 132	Anne Gregory (1978-79)

FREE THROW %	
1. .898	Jeanine Radice (1988-89)
2. .892	Beth Ann Dickinson (2003-04)
3. .887	Denise Hammersley (1993-94)
4. .883	Jeanine Radice (1987-88)
5. .882	Bre Cavanaugh (2019-20)
6. .870	Kristina Bell (2009-10)
7. .862	Marah Strickland (2012-13)
8. .861	Suzanne Maguire (1995-96)
9. .858	Jeanine Radice (1986-87)
.858	Lisa Carrol (2005-06)

REBOUNDS	
1. 640	Anne Gregory (1976-77)
2. 493	Anne Gregory (1977-78)
3. 444	Anne Gregory (1978-79)
4. 436	G'mrice Davis (2016-17)
5. 429	G'mrice Davis (2017-18)
6. 422	Anne Gregory (1979-80)
7. 297	Samantha Clark (2015-16)
8. 283	Kyshawn Ruff (2002-03)
9. 274	Kelly Fitzpatrick (1993-94)
10. 266	Nicole Williams (1990-91)

REBOUNDING AVERAGE	
1. 23.7	Anne Gregory (1976-77)
2. 15.4	Anne Gregory (1977-78)
3. 13.4	G'mrice Davis (2017-18)
4. 13.1	Anne Gregory (1978-79)
5. 12.8	G'mrice Davis (2016-17)
6. 12.4	Anne Gregory (1979-80)
7. 10.2	Kaitlyn Downey (2020-21)
8. 9.6	Samantha Clark (2015-16)
9. 9.5	Nicole Williams (1990-91)
10. 9.4	Terri Vaccarino (1981-82)

ASSISTS	
1. 305	Mary Hayes (1977-78)
2. 227	Mary Hayes (1978-79)
3. 170	Erin Rooney (2013-14)
4. 154	Tiffany Ruffin (2014-15)
5. 145	Abigail Corning (2013-14)
6. 142	Rebecca Myers (1983-84)
7. 135	Jeanine Radice (1988-89)
8. 131	Denise Hammersley (1994-95)
9. 130	Erin Rooney (2012-13)
10. 127	Cami Cass (1990-91)

STEALS	
1. 100	Mary Hayes (1977-78)
2. 96	Mary Hayes (1978-79)
3. 90	Maureen Corrigan (1978-79)
4. 79	Arielle Collins (2012-13)
5. 75	Maureen Corrigan (1979-80)
75	Denise Hammersley (1994-95)
7. 74	Annette Kennedy (1979-80)
8. 71	Laura DeGennaro (1983-84)
71	Lisa Andrews (1994-95)
10. 70	Denise Hammersley (1992-93)

BLOCKS	
1. 95	Kelly Roche (1992-93)
2. 66	Kelly Roche (1991-92)
3. 57	Terri Vaccarino (1982-83)
4. 53	Anne Gregory (1978-79)
5. 51	Anne Gregory (1977-78)
6. 50	Anne Gregory (1979-80)
50	Samantha Clark (2012-13)
8. 46	Terri Vaccarino (1984-85)
46	Jada Jefferson (2004-05)
10. 44	Terri Vaccarino (1981-82)
44	Takita Earl (2007-08)

Single-Game Records

Points	40	Jeanine Radice (vs. Drexel 12/5/87)
Field Goals	17	Cecelia Wanker (vs. NY Tech 2/10/82)
3-Pt FGs	9	Denise Hammersley (vs. Lafayette 1/26/94)
Rebounds	32	Anne Gregory (vs. Cortland 3/3/77)

Assists	17	Mary Hayes (vs. Brooklyn 1/27/79)
	17	Liz McGovern
Steals	8	Lauren Fleischer (vs. Rhode Island 2/18/01)
	8	Cami Cass (vs. Holy Cross 2/19/92)
	8	Cami Cass (vs. Butler 1/6/89)
	8	Mary Hayes
	8	Liz McGovern
Blocks	10	Kelly Roche (vs. Navy 2/1/92)

Single-Season Team Records

WINS

1.	27	1978-79
2.	26	2012-13
3.	25	1977-78
		2013-14
		2018-19

WINNING %

1.	.794	1978-79
2.	.778	1975-76
3.	.758	1977-78
		2013-14
5.	.735	2018-19

POINTS

1.	2,443	1978-79
2.	2,274	1979-80
3.	2,207	2013-14
4.	2,106	1991-92
5.	2,084	1988-89

SCORING AVERAGE

1.	73.20	1983-84
2.	72.62	1991-92
3.	71.86	1988-89
4.	71.85	1978-79
5.	68.11	1987-88

FIELD GOALS

1.	1,008	1978-79
2.	956	1979-80
3.	833	1991-92
4.	818	2013-14
5.	800	1988-89

FIELD GOAL %

1.	.497	1984-85
2.	.483	1991-92
3.	.467	1983-84
4.	.457	1989-90
5.	.454	1982-83

3-POINT FIELD GOALS

1.	267	2018-19
2.	244	2013-14
3.	231	2019-20
4.	221	2016-17
5.	207	2012-13

3-POINT FIELD GOAL %

1.	.473	1989-90
2.	.409	1992-93
3.	.407	1987-88
4.	.387	1991-92
5.	.380	1995-96

FREE THROWS

1.	476	1987-88
2.	466	1988-89
3.	461	1986-87
4.	427	1978-79
5.	421	1981-82

FREE THROW %

1.	.797	2019-20
2.	.769	1993-94
		2017-18
4.	.767	2012-13
5.	.761	2016-17

REBOUNDS

1.	1,441	1978-79
2.	1,349	1979-80
3.	1,299	2013-14
4.	1,294	2012-13
5.	1,288	1981-82

REBOUNDING AVG.

1.	42.9	1981-82
2.	42.7	1992-93
3.	42.4	1978-79
4.	40.8	1993-94
5.	40.3	2002-03

ASSISTS

1.	550	1991-92
2.	529	1978-79
3.	527	2013-14
4.	485	1990-91
5.	481	1985-86

STEALS

1.	470	1978-79
2.	375	1979-80
3.	320	1994-95
4.	295	1981-82
5.	265	1984-85


BLOCKS

1.	152	1992-93
2.	124	2004-05
3.	114	2002-03
4.	111	1979-80
5.	109	2003-04



Mary Hayes '79 (left) and Anne Greogry '80 (right) embrace after the Rams won the 1979 Eastern Regional. The 1978-79 squad still holds six team records to this day.

Sharon Nast '86 (right) is third on the all-time scoring list at Fordham, and helped the Rams set team records in scoring average and field goal percentage during her career.



Bre Cavanaugh '20 (left), Fordham's first Player of the Year in the A-10 era, graduated with the fourth-most points and helped the 2018-19 squad set the single-season three-pointers record of 267, hitting 74 of her own.



Kathy Mosolino ranks second at Fordham with 115 wins, leading the Rams to a Final Eight national finish in the 1978-79 season, and was inducted into the Athletic Hall of Fame in 1994.

Fordham Coaching History

Coach's Name (Years)	Seasons	W-L	Pct.
Stephanie V. Gaitley (2011-)	11	217-117	.650
Kathy Mosolino (1974-80)	6	115-46	.714
Kevin Morris (1993-2000)	7	79-116	.405
Jim Lewis (2000-06)	6	56-118	.322
Lou Kern (1986-91)	5	54-90	.375
Christine Wielgus (1991-93)	2	37-21	.638
Cathy Andruzzi (2007-11)	5	31-116	.210
Cathy Coakley (1980-83)	3	30-52	.366
Judith Hoyer (1970-73)	3	18-27	.400
Gary Orr (1984-86)	2	18-39	.316
Joe Buckley (1983-84)	1	11-15	.423
Belinda Venancio (1973-74)	1	7-7	.500

* Sorted by wins

TV/Radio Roster



Matilda Flood
Guard ~ 5-9 ~ Sophomore
Bathurst, Australia



Anna DeWolfe
Guard ~ 5-8 ~ Junior
Cumberland, Maine



Asiah Dingle
Guard ~ 5-4 ~ Senior
Boston, Mass.



Catherine Polisano
Guard ~ 5-9 ~ Junior
Ambler, Pa.



Millie Prior
Forward ~ 6-2 ~ Freshman
Sydney, Australia



Edona Thaqi
Guard ~ 5-9 ~ Graduate
Stamford, Conn.



Sarah Karpell
Guard ~ 5-7 ~ Sophomore
Holmdel, N.J.



Vilisi Tavui
Center ~ 6-4 ~ R-Junior
Nausori, Fiji



Kendell Heremaia
Guard ~ 5-9 ~ Graduate
Whangarei, New Zealand



Chloe Chaffin
Guard ~ 5-10 ~ R-Junior
Kingston, N.Y.




Lexie Tarul
Guard ~ 5-10 ~ Freshman
Bronx, N.Y.



Sophia Sabino
Guard ~ 5-9 ~ Freshman
Rumson, N.J.



Kaitlyn Downey
Forward ~ 6-1 ~ Senior
Hastings-on-Hudson, N.Y.



Maranda Nyborg
Forward ~ 6-3 ~ Sophomore
Bethel, Conn.



Colleen McQuillen
Guard ~ 5-10 ~ Freshman
Cresskill, N.J.



#43 Megan Jonassen
Forward ~ 6-0 ~ Senior
Schwenksville, Pa.