



# DUQUESNE FOOTBALL

## 2022 GAME NOTES

ASSISTANT DIRECTOR OF MEDIA RELATIONS (FOOTBALL): ANDREW WOODLEY // WOODLEY@DUQ.EDU // [O]: 412.396.5376 // [C]: 724.815.5684

### THE UNIVERSITY

Name of School	Duquesne University
Street Address	600 Forbes Avenue
Location	Pittsburgh, Pa. 15282
Founded	1878 by the Holy Ghost Fathers
Enrollment	8,333
Nickname	Dukes
School Colors	Red and Blue
Stadium	Arthur J. Rooney Field (2,200)
Playing Surface	FieldTurf
Affiliation	NCAA Football Championship Subdivision (FCS)
Conference	Northeast Conference (NEC) / 15th season
President	Ken Gormley (Pittsburgh '77)
Athletics Director	Dave Harper (Wright State '92)
Athletic Dept. Phone	412.396.6565
Ticket Office Phone	412.232.DUKE (3853)
University Website	www.duq.edu
Athletics Website	www.GoDuquesne.com

### THE TEAM

2021 Record	7-3 (5-2 NEC)
NEC All-Time Record	57-37
NEC All-Time Home/Road Record	32-15/25-22
NEC Titles	2011, '13, '15, '16, '18
NCAA FCS Playoffs	2015, '18
Basic Offense	Multiple
Basic Defense	3-4 Multiple
Position Starters Returning/Lost	10/12
Specialists Returning/Lost	3/0
2021 All-NEC Returning/Lost	5/5

### THE COACH

Head Coach	Jerry Schmitt (Westminster '83)
Overall Record (23rd year)	138-97 (.587)
Record at Duquesne (18th year)	110-76 (.591)

### ASSISTANT COACHES & SUPPORT STAFF

Anthony Doria	Offensive Coordinator/QBs
Mike Craig	Defensive Coordinator
Scott Farison	Co-Defensive Coordinator/ILBs
Kory Gribbin	Special Teams Coordinator/Safeties
Mike Silianoff	Asst. Head Coach/Offensive Line
Luke Smith	WRs/Director of Operations
Larry McCoy	Running Backs
Hunter Geisel	Tight Ends
Greg Perry	Offensive Assistant
Darnel Richardson	Defensive Backs
Reggie Wells, Jr.	Defensive Line
Mike Fuhrman	Outside Linebackers
Josh Marlow	Head Equipment Manager
Anthony Longo	Strength & Conditioning Coach
Steven Labate	Athletic Trainer
Kate Ashcraft	Athletic Trainer

### SOCIAL MEDIA

Duquesne Football - Twitter	@DuqFB
Duquesne Football - Instagram	@DuqFB
Duquesne Athletics - Twitter	@GoDuquesne
Duquesne Athletics - Instagram	@GoDuquesne



## DUQUESNE DUKES

<b>2022 Record</b>	1-5, 0-2 NEC
<b>Last Game</b>	Oct. 8, 2022 Merrimack 28, Dukes 21
<b>Head Coach</b>	Jerry Schmitt
<b>Career Record</b>	138-97 (23rd season)
<b>Record at DUQ</b>	110-76 (18th season)
<b>Alma Mater</b>	Westminster PA '83

### DUQUESNE LEADERS

<b>Rushing</b>	Billy Lucas 92 att, 375 yds, 3 TD
<b>Passing</b>	Joe Mischler 86-148, 961 yds, 7 TD
<b>Receiving</b>	Dwayne Menders, Jr. 29 rec, 470 yds, 3 TD
<b>Tackling</b>	CJ Barnes 32 tkl, 20 solo, 0.0 TFL
<b>Sacks</b>	Todd Hill 6.5 sacks, 25 tkl, 9.5 TFL
<b>Interceptions</b>	Ryan Webb 2 INTs, 2 BU
<b>Special Teams</b>	Brian Bruzdewicz 6-10 FG, Long: 37 yds

### GAME 7

**SATURDAY, OCT. 22, 2022**  
**12 PM ET**  
**NEW BRITAIN, CONN.**  
**ARUTE FIELD**

**Watch:** NEC Front Row  
Bruce Biel (pxp)  
Marc Robbins (analyst)  
**Listen:** BIG 104.7 FM (HD 2) /  
ESPN 970 AM / iHeart Radio  
Alex Panormios (pxp)  
Tad Maurey (analyst)  
**Live Stats:** <https://www.ccsu.edu/sports/fball/2022-23/>  
boxscores/20221022\_t9vu.xml  
**Twitter:** @DuqFB

### SERIES HISTORY

<b>Overall</b>	Series tied 7-7
<b>In Pittsburgh</b>	DUQ leads 4-3
<b>In New Britain</b>	CCSU leads 4-3
<b>In NEC games</b>	DUQ leads 7-6
<b>Current Streak</b>	DUQ W1
<b>Longest Streak</b>	Tied W4
<b>Last Meeting</b>	DUQ 31, CCSU 27 Nov. 13, 2021
<b>Most DUQ Points</b>	52 (2016)
<b>Most CCSU Points</b>	43 (2019)
<b>Largest Margin</b>	DUQ 52, CCSU 19 Nov. 19, 2016
<b>3 points or less</b>	CCSU leads 2-1
<b>7 points or less</b>	Series tied 4-4



## CENTRAL CONN. STATE BLUE DEVILS

<b>2022 Record</b>	0-6, 0-2 NEC
<b>Last Game</b>	Oct. 8, 2022 Brown 27, CCSU 20
<b>Head Coach</b>	Ryan McCarthy
<b>Career Record</b>	15-15 (3rd season)
<b>Record at CCSU</b>	Same
<b>Alma Mater</b>	SUNY Cortland '02

### CCSU LEADERS

<b>Rushing</b>	Nasir Smith 94 att, 461 yds, 3 TD
<b>Passing</b>	Shon Mitchell 47-103, 592 yds, 5 TD
<b>Receiving</b>	Kyren Petteway 23 rec, 204 yds, 0 TD
<b>Tackling</b>	Chizi Umunakwe 62 tkl, 28 solo, 7.0 TFL
<b>Sacks</b>	Laquay Washington 2.5 sacks, 16 tkl, 4.5 TFL
<b>Interceptions</b>	Three tied 1 INT
<b>Special Teams</b>	Santana Fonseca 1-1 FG, Long: 29 yds

### OPENING KICKOFF

- A pair of perennial NEC powers find themselves in uncharted territory this Saturday, when the Dukes battle Central Connecticut State. The two squads are a combined 1-11 overall this year.

- The two programs have regularly battled for the conference championship over the last seven seasons. The Dukes have captured three NEC crowns with a pair of Football Championship Subdivision (FCS) Playoff appearances while the Blue Devils have won two conference titles (2017 & 2019) and earned the league's bid to the postseason in both of those years.

- The Dukes are off to uncharacteristically slow start. The last time Duquesne opened the season at 1-5 was 1987 during the final season under former Head Coach Terry Russell. That team finished the season at 2-7 overall. The last time the Dukes had five losses in their first five games was 1991 when the team played at the Division III level and ended the season 0-9.

- In 30 seasons at the FCS level, the Dukes have posted a .500 record or better in 27 of those years. Duquesne has captured 205 wins and 16 conference titles during that span.

- Duquesne has lost each of its last two games following a bye week. The Dukes were defeated at Sacred Heart 31-13 last season and fell on the road at Stonehill 24-20 earlier this season following a week off. Prior to last season's loss at Sacred Heart, the Dukes had won seven-straight games when coming off of a bye.

### 2022 SCHEDULE



**AT FLORIDA STATE**  
AUG. 27  
L, 7-47  
ACC NETWORK



**AT YOUNGSTOWN STATE**  
SEPT. 3  
L, 14-31  
ESPN+



**THOMAS MORE**  
SEPT. 10  
W, 34-14  
NEC FRONT ROW



**AT HAWAII**  
SEPT. 17  
L, 14-24  
SPECTRUM SPORTS



**AT STONEHILL\***  
OCT. 1  
L, 20-24  
ESPN3



**MERRIMACK\***  
OCT. 8  
L, 21-28  
ESPN3



**AT CCSU\***  
OCT. 22  
12:00 PM ET  
NEC FRONT ROW



**LIU\***  
OCT. 29  
12:00 PM ET  
NEC FRONT ROW



**SACRED HEART\***  
NOV. 5  
12:00 PM ET  
NEC FRONT ROW



**AT SAINT FRANCIS\***  
NOV. 12  
12:00 PM ET  
NEC FRONT ROW  
//ESPN3



**WAGNER\***  
NOV. 19  
12:00 PM ET  
NEC FRONT ROW  
//ESPN3



## NOTABLES

- The Dukes are one of the least penalized teams in the FCS this season. Duquesne leads the NEC with just 4.17 penalties per game and has yielded the fewest penalty yards in the nation at 190 total. The 31.67 penalty yards per game is the second-lowest total in the FCS this season.

- **Joe Mischler's** third quarter fumble versus Merrimack was the first fumble lost by the Dukes this season. The Dukes are tied for seventh in the FCS with one fumble lost in 2022. Duquesne led the FCS with just two fumbles lost last season.

- Despite protecting the ball, the Dukes are sixth in the NEC with a negative-two (-2) turnover margin.

- The Dukes are holding opponents to 153.5 passing yards per game, which ranks second in the NEC and fifth in the FCS.

- The Dukes are averaging 2.67 quarterback sacks per game to lead the NEC and rank 26th in the FCS. Linebacker **Todd Hill** paces the team and slots fifth nationally with 1.08 sacks per game.

- Wide receiver **Dwayne Menders Jr.** and safety **CJ Barnes** were both named NEC Prime Performers last week for their efforts in the loss to Merrimack. Menders Jr. led the offense with four catches for 93 yards and a touchdown. He also chipped in 31 yards rushing on three carries and had a 19-yard punt return (143 all-purpose). Barnes led the defense with 10 tackles (six solo).

- **Abdul Janneh** was named the NEC Offensive Player of the Week following the team's loss at Youngstown State on Sept. 3. He led the Dukes with eight catches for 121 yards and two touchdowns in that setback. He is the only Duquesne player to receive a weekly NEC honor this season.

- The Dukes have yielded the fewest yards on kickoffs to opponents in the NEC this year. Duquesne is allowing 13.12 yards per return, which slots sixth overall in the FCS.

## THE SERIES

- CCSU and Duquesne are even at seven wins apiece following last year's thrilling last-minute 31-27 victory for the Dukes at Rooney Field.

- **Darius Perrantes** found **Cyrus Holder** for a 30-yard touchdown connection with just 29 seconds to play in the fourth quarter to put the Dukes in front late.

- On the first play of the ensuing drive, Tyshaun James snagged a 49-yard reception off the hands of a Duquesne defender to give the Blue Devils possession at the Dukes' 17-yard line.

After a four-yard gain and a pair of completions, CCSU had one more chance with three seconds showing on the clock, but **Jeremiah Josephs** stopped Kyren Petteway at the seven-yard line as time expired to seal the Duquesne victory.

- The all-time series dates back to the 1993 season, which was Duquesne's first season playing in then-NCAA Division I-AA. That season was also the first season of football at Rooney Field.

## THE COACHES

### Duquesne: Jerry Schmitt (18th season / 110-76 at Duquesne)

- Head coach **Jerry Schmitt** is in his 18th season at the helm of the Duquesne program. He became the Dukes' all-time winningest coach in 2019 with a 30-21 victory over Saint Francis U for his 98th win as Duquesne's head coach. Schmitt passed Greg Gattuso (1993-2004) for the most wins in program history.

- Schmitt posted his 100th win at Duquesne with the Dukes' victory at Wagner during the spring 2021 season. He is one of 10 active coaches with 100 FCS wins at their current school.

### Central Connecticut State: Ryan McCarthy (3rd season / 15-15 at CCSU)

- Ryan McCarthy was officially named the CCSU head coach in October of 2019 after serving as the offensive coordinator the previous four seasons. He was named interim head coach in the spring of 2019.

- McCarthy was the 2019 Northeast Conference co-Coach of the Year, while also collecting the Gridiron Club of Greater Boston Division I Coach of the Year. He also finished fifth in the voting for the Eddie Robinson Award as the FCS National Coach of the Year presented annually by STATS after leading CCSU to an 11-2 record and a FCS Playoffs berth.

- Prior to CCSU, McCarthy spent 13 seasons on staff at the University at Albany.

## LAST TIME OUT: MERRIMACK 28, DUQUESNE 21

- A pair of third quarter touchdowns in the span of 61 seconds propelled Merrimack past Duquesne on Oct. 8 at Rooney Field.

- Backup quarterback **Darius Perrantes** led the Dukes on a six-play scoring drive that was capped off by an incredible one-handed 48-yard touchdown reception by **Abdul Janneh** that made the score 28-21 late in the third quarter.

- Duquesne was held out of the endzone on its final two possessions to allow Merrimack to earn the victory.

- The Dukes, who lead the NEC in sacks, did not register any against the Warriors.

## DUQUESNE'S RECORD IN 2022 WHEN...

At home:	1-1
On the road:	0-4
Night games (6 p.m. or later):	0-2
Day games:	1-3
vs. nationally-ranked teams:	0-0
vs. NEC opponents:	0-2
vs. non-conference opponents:	1-3

In August:	0-1
In September:	1-2
In October:	0-2
In November:	0-0

Dukes score on 1st possession:	0-3
Opp. scores on 1st possession:	0-3
Dukes score first:	1-3
Opponent scores first:	0-2

Dukes lead after 1st quarter:	0-2
Opp. leads after 1st quarter:	0-2
Tied after 1st quarter:	1-1
Dukes lead at halftime:	1-1
Opp. leads at halftime:	0-4
Tied at halftime:	0-0
Dukes lead after 3rd quarter:	1-1
Opp. leads after 3rd quarter:	0-4
Tied after 3rd quarter:	0-0
Overtime:	0-0

Dukes have more total yards:	1-1
Opp. has more total yards:	0-4
Dukes have more rushing yards:	1-1
Opp. has more rushing yards:	0-4
Dukes have more passing yards:	1-4
Opp. has more passing yards:	0-1

Win turnover battle:	0-2
Lose turnover battle:	0-3
Even turnovers:	1-0

Dukes have fewer penalty yards:	0-5
Opp. has fewer penalty yards:	1-0
Dukes lead time of possession:	1-2
Opp. leads time of possession:	0-3

Dukes have 100-yard rusher:	1-0
Opp. has 100-yard rusher:	0-4
Dukes have 300-yard passer:	0-0
Opp. has 300-yard passer:	0-0
Dukes have 100-yard receiver:	1-1
Opp. has 100-yard receiver:	0-0

Scoring 10 or less points:	0-1
Scoring 11+ points:	0-3
Scoring 20+ points:	0-2
Scoring 30+ points:	1-0
Scoring 40+ points:	0-0

Allowing 10 points or less:	0-0
Allowing 20 points or less:	1-0
Allowing 30 points or less:	0-3
Allowing more than 30 points:	0-2

Rushing for < 100 yards:	0-3
Rushing for 100+ yards:	1-2
Rushing for 200+ yards:	1-0
Passing for < 200 yards:	0-2
Passing for 200+ yards:	1-3
Passing for 300+ yards:	0-0

<300 yards total offense:	0-1
300+ yards total offense:	1-4
400+ yards total offense:	1-0
500+ yards total offense:	1-0

Allowing <100 yards rushing:	1-1
Allowing 100+ yards rushing:	0-3
Allowing <200 yards passing:	1-3
Allowing 200+ yards passing:	0-1
Allowing <300 yards total offense:	1-1
Allowing 300+ yards total offense:	0-4





### ◆◆◆ THE DUKES-BLUE DEVILS SERIES ◆◆◆

Date	Result	Location
11/13/21	Duquesne 31, CCSU 27	DUQ
11/23/19	#18 CCSU 43, Duquesne 10	DUQ
11/17/18	Duquesne 38, CCSU 31	CCSU
11/11/17	CCSU 28, Duquesne 27	DUQ
11/19/16	Duquesne 52, CCSU 19	CCSU
10/03/15	Duquesne 27, CCSU 10	DUQ
10/11/14	Duquesne 28, CCSU 20	CCSU
11/16/13	Duquesne 24, CCSU 21	DUQ
10/13/12	CCSU 38, Duquesne 31	CCSU
10/15/11	Duquesne 28, CCSU 21	DUQ
10/9/10	CCSU 31, Duquesne 29	CCSU
10/17/09	CCSU 31, Duquesne 24	DUQ
10/18/08	CCSU 35, Duquesne 23	CCSU
11/13/93	CCSU 41, Duquesne 23	CCSU

In Pittsburgh: DUQ leads 4-3  
 In New Britain: CCSU leads 4-3  
 NEC Games: DUQ leads 7-6

### ◆◆◆ COACHES WITH 100 FCS WINS AT CURRENT SCHOOL ◆◆◆

**Jerry Schmitt** is one of 10 active FCS head coaches with at least 100 wins at their current school.

Coach	School	Seasons	W-L
Tim Murphy	Harvard	28	190-84
John Stiegelmeier	S. Dakota St.	26	190-112
Kevin Callahan	Monmouth	30	178-132
Mark Farley	Northern Iowa	22	170-96
Jim Parady	Marist	31	149-161
Buddy Pough	S. Carolina St.	21	145-84
Buddy Teevens	Dartmouth	22	115-98-2
<b>Jerry Schmitt</b>	<b>Duquesne</b>	<b>18</b>	<b>110-76</b>
Jason Simpson	UT-Martin	17	104-82
Rick Chamberlin	Dayton	14	103-47

### ◆◆◆ DUQUESNE'S NEC PROGRESSION ◆◆◆

The 2011 NEC co-champion Dukes were the first to benefit from four classes of scholarship players. Duquesne, which added a second NEC co-title in 2013, offered 18 scholarships in conjunction to its move to the NEC in 2008. Since then, the number of scholarships has significantly increased.

YEAR	OVR	NEC	PLACE
2008	3-7	2-5	6th
2009	3-8	2-6	t7th
2010	7-4	5-3	3rd
2011	9-2	7-1	t1st
2012	5-6	3-5	t6th
2013	7-4	4-2	t1st
2014	6-6	2-4	5th
2015	8-4	5-1	1st
2016	8-3	5-1	t1st
2017	7-4	4-2	t2nd
2018	9-4	5-1	t1st
2019	6-5	4-3	t3rd
2020-21	4-1	4-0	1st*
2021	7-3	5-2	t-2nd

\*Lost NEC Championship Game

- Merrimack held possession for 33 minutes, 29 seconds, including over nine minutes in the fourth quarter. The Warriors were 11 of 15 on third downs, including 9-of-10 in the first half alone.

### DUKES IN THE NORTHEAST CONFERENCE

- The Dukes, led by 18th-year head coach **Jerry Schmitt**, have enjoyed a great deal of success in NEC play, claiming five conference titles since 2011.

- Duquesne won a share of the league crown in 2011, 2013, 2016 and 2018 while capturing the outright title in 2015. Duquesne earned the NEC's automatic bid to the FCS playoffs in both 2015 and 2018.

- The Dukes are 32-12 in NEC action since the beginning of the 2015 season, including a 15-5 ledger at Rooney Field.

- DU has recorded 77 wins since 2011, at least six more victories than any other NEC team. In addition, the Dukes' 48 conference wins in that time span are the most in the league.

- Duquesne is one of two schools that has won five NEC titles since 2011 (Sacred Heart).

### MISCHLER, PERRANTES EACH GETTING LOOKS UNDER CENTER

- **Joe Mischler** has started at quarterback for the Dukes in each game this season. He currently ranks fifth in the NEC with 160.2 passing yards per game and is second with seven touchdowns.

- Mischler was 8-of-15 for 98 yards and a touchdown, before being relieved late in the third quarter by **Darius Perrantes**, who completed 5-of-12 for 105 yards and one touchdown.

- Mischler was a Spring 2021 First Team All-NEC selection. The Ohio University transfer paced the NEC and ranked 18th in the country at 239.0 passing yards per game in the shortened 2020-21 season. He closed the spring ranked fifth in the FCS in passing efficiency at 159.3.

- **Darius Perrantes** has appeared in five games this season, including snaps with the first-team offense in each of the past four games.

- Last season, Perrantes ranked second in the conference in passing yards per game (180.0), passing touchdowns (17), completions per game (15.44), pass efficiency (136.1) and points responsible for per game (12.7).

- Perrantes, a Rhode Island transfer, entered the 2021 opener at TCU when Mischler left the contest in the first quarter with an injury. Perrantes earned a pair of NEC Player of the Week honors in his first four starts for Duquesne, including a nod following the Dukes victory over Ohio U.

### RUNNING BACKS LOOKING TO BOUNCE BACK

- In the backfield, the Dukes feature 2021 Second Team All-NEC selection **Billy Lucas**. Lucas, who was averaging only 2.4 yards per carry through the first two games, broke out for 139 yards on 19 carries (7.2 per rush) versus Thomas More and went for over 70 yards on the ground in games versus Hawai'i and Stonehill.

- Lucas was limited to 34 yards on 16 carries (2.1 per rush) with a touchdown in the loss to Merrimack.

- Lucas ranks fifth in the NEC with both 4.1 yards per carry and 62.5 yards per game.

- Samford graduate transfer running back **DeMarcus Ware** joined the Dukes after rushing for 976 yards over parts of the past four seasons. He was a 2018 SoCon All-Freshman Team selection.

- Ware exited the Merrimack game following his lone carry for four yards. Tailback **JaMario Clements** carried the load late in the Merrimack game and posted eight carries for 33 yards (4.1 per rush).

### JANNEH, MENDERS LEAD TALENTED WIDE RECEIVER ROOM

- Duquesne had to replace its top-five wide receivers in terms of yards from 2021, including two-time First Team All-NEC wideout **Cyrus Holder**. Holder signed and was later waived by the Chicago Bears following the 2022 NFL Draft and is currently on the CFL Toronto Argonauts.

- **Dwayne Menders, Jr.** ranks third in the NEC with 4.8 receptions per game and third with 78.3 receiving yards per game (29 for 470). He has also contributed in the running game and on special teams and slots third in the league with 101.8 all-purpose yards per game.

- Menders led the Dukes with four catches for 93 yards and a touchdown versus Merrimack. He also chipped in 31 yards rushing on three carries and had a 19-yard punt return (143 all-purpose).

- Menders is a graduate transfer from Marist, who led the Red Foxes with 45 receptions for 525 yards and three touchdowns last season.

- **Abdul Janneh** added 73 yards on four receptions with a touchdown versus Merrimack. He has scored a touchdown in four of the team's six games this season, including when he hauled in three receptions for 44 yards and a touchdown at Florida State.

- Janneh leads the NEC and ranks 13th in the FCS with six touchdown receptions. He is sixth in the league with 62.7 receiving yards per game.





- At Youngstown State, Jannah and Menders, Jr. were the first pair of Duquesne wide receivers to go for over 100 yards receiving in the same game since 2019. Nehari Crawford (6-113) & Kareem Coles, Jr. (10-100) achieved that mark versus Robert Morris on Nov. 9, 2019.

- Preseason All-NEC wide receiver **Joey Isabella** has been limited by injuries this season and has only appeared in one game (Youngstown State).

### OFFENSIVE LINE KEEPING THE QUARTERBACK UPRIGHT

- The Dukes needed to replace both spots on the left side heading into this season. 2020-21 AFCA FCS Second Team All-American **Jake Dixon** signed with the Pittsburgh Steelers as an undrafted free agent, while Second Team All-NEC guard **Roman Macek** elected to forego his final year of eligibility to sign a developmental deal with World Wrestling Entertainment (WWE).

- Center **Michael Dorundo**, guard **Matt Fest** and two-time All-NEC right tackle **Vincent Lumia** each started all 10 games last season and have been joined by a pair of transfers in the starting lineup. **Chris Oliver** (Bowling Green) and **Josh Zacher** (Shippensburg) have started on the left side each game this season.

- The Duquesne offensive line is only allowing 1.17 sacks per game this season, which leads the NEC and ranks 14th in the FCS.

- On the ground, the offensive line has paved the way for an average of 129.8 yards per game which ranks third in the NEC.

### DEFENSIVE LINE LOOKING FOR AN ADDED BOOST

- All-NEC nose tackle **Maxi Hradecny** has not played since leaving the game at Florida State. The native of Austria had his string of 16-straight starts snapped with his absence at Youngstown State. Hradecny dressed but did not play in the game versus Merrimack.

- Defensive ends **A.J. Ackerman** and **Kevin Kurzinger**, who each started all 10 games for the Dukes last season, have each been regulars in the starting lineup. Kurzinger is second on the team with both 4.5 tackles for loss and 2.0 sacks. He had 1.5 TFLs versus Merrimack.

### HILL REMAINS ATOP THE NEC SACK LEADERBOARD

- **Todd Hill** was a Second Team All-NEC performer last season at linebacker. He has posted sacks in four of the team's six games, including a sack at Florida State.

- The Steel Valley alum leads the NEC and ranks fifth in the FCS with 1.08 sacks per game. His 1.6 tackles for loss per game leads the NEC and ranks 13th nationally.

- **Anthony Dellovade** has been a mainstay in the lineup for Duquesne after each of his last two seasons have been cut short due to injury. Dellovade, who appeared in all 11 games as a freshman in 2019, slots fifth on the team with 21 tackles (12 solo).

- **Shane Stump** led all linebackers at Florida State with six tackles, while Marist transfer **Jayden Johnson** added five against the Noles. Last season, Johnson led the Pioneer Football League in tackles per game (10.44) and ranked seventh in the FCS overall.

- True-freshman **Ty Howard** collected two sacks at Youngstown State. He is the first Duquesne freshman since **Christian Boyd** in 2017 to post at least two sacks in his freshman season. Howard was also the first Duquesne freshman with two sacks in the same game in over 15 years.

### SECONDARY GETS A BOOST FROM JOSEPHS

- Safety **Jeremiah Josephs** was a Second Team All-NEC performer for the Dukes last season. He had a season-high nine tackles in the team's upset win over Ohio last year. Josephs played briefly versus Merrimack after he missed three games due to injury and his impact was felt immediately.

- His second quarter interception was the third of his Duquesne career and came on his very first appearance in the game. All three of Josephs' interceptions have come against Merrimack.

- Cornerback **Tim Lowery**, who was team's leading tackler through the first four games, left the game at Hawai'i due to injury and will miss the remainder of the season. He led the team with six passes defended last season.

- On the other side, **Ryan Webb** broke up a two-point conversion try on the first Florida State touchdown and later setup the Dukes lone score with an interception and 50-yard return. He also left the game at Youngstown State, but returned to the lineup at Hawai'i.

- Safety **CJ Barnes** has started each game this season and leads the team with 32 tackles (20 solo).

### SPECIAL TEAMS

- Last season, **Brian Bruzdewicz** was a perfect 10-for-10 on field goals, including all four attempts in the team's 28-26 upset win at Ohio. He has connected on six of his 10 attempts this season with a long of 37 yards.

- **Andrew Smith** handles kickoff duties and might be called upon for long field goal tries. He was 6-of-8 on field goal attempts last season, with both of his misses coming from over 40 yards. He has not attempted a field goal this season.

◆◆◆ NEC PRESEASON COACHES POLL ◆◆◆	
School (1st place votes)	2021 Overall, NEC
1. Sacred Heart (5)	8-4, 6-1
2. Duquesne (3)	7-3, 5-2
3. Saint Francis U	5-6, 4-3
4. Central Connecticut	4-7, 4-3
5. Merrimack	5-6, 2-5
t-6. Long Island	2-8, 2-5
t-6. Wagner	0-11, 0-7
8. Stonehill*	8-2, 6-2^

\* Stonehill not eligible for NEC championship  
^ Stonehill member of Division II NE-10 Conference

◆◆◆ DUQUESNE ON ROONEY FIELD ◆◆◆	
First Game	10.23.93
Season	29th
Record	117-33-0 (.784)
Conference Games	70-20
MAAC Games Only (1994-07)	38-4
NEC Games Only (2008-current)	32-16
Non-Conference Games	47-13
Undefeated Seasons	8 (2015 last)
Current Streak	L1
Last Home Loss	28-21 to Merrimack Oct. 8, 2022
Last Home Nonconference Loss	34-27 to Sacred Heart April 11, 2021
Longest Win Streak (ended with 30-20 loss to Bucknell on 11.20.04)	16 games

◆◆◆ THE NEC VS THE FBS ◆◆◆

The NEC was previously 0-23 against FBS teams coming into the Dukes' contest at Ohio in 2021.

Date	Opponent	NEC Record
10.01.22	Syracuse 59, Wagner 0	1-36
<b>09.17.22</b>	<b>Hawai'i 24, Duquesne 14</b>	<b>1-35</b>
09.17.22	Kent State 63, LIU 10	1-34
09.10.22	Rutgers 66, Wagner 7	1-33
09.03.22	UConn 28, CCSU 3	1-32
09.01.22	Toledo 37, LIU 0	1-31
09.01.22	Akron 30, Saint Francis 23	1-30
<b>08.27.22</b>	<b>Florida State 47, Duquesne 7</b>	<b>1-29</b>
09.25.21	Temple 41, Wagner 7	1-28
09.25.21	Miami (Fla.) 69, CCSU 0	1-27
09.18.21	Akron 35, Bryant 14	1-26
09.18.21	Miami (Ohio) 42, LIU 7	1-25
09.11.21	West Virginia 66, LIU 0	1-24
<b>09.11.21</b>	<b>Duquesne 28, Ohio 26</b>	<b>1-23</b>
<b>09.04.21</b>	<b>TCU 45, Duquesne 3</b>	<b>0-23</b>
09.03.21	E. Michigan 35, Saint Francis 15	0-22
09.02.21	Buffalo 69, Wagner 7	0-21
09.02.21	FIU 48, LIU 10	0-20
09.21.19	Eastern Michigan 34, CCSU 29	0-19
09.21.19	FAU 42, Wagner 7	0-18
08.29.19	Buffalo 38, Robert Morris 10	0-17
08.29.19	UConn 24, Wagner 21	0-16
<b>09.22.18</b>	<b>Hawai'i 42, Duquesne 21</b>	<b>0-15</b>
09.08.18	Syracuse 62, Wagner 10	0-14
08.30.18	Ball State 42, CCSU 6	0-13
<b>08.25.18</b>	<b>UMass 63, Duquesne 15</b>	<b>0-12</b>
09.23.17	W. Michigan 49, Wagner 14	0-11
09.01.17	Syracuse 50, CCSU 7	0-10
10.29.16	UMass 34, Wagner 10	0-9
9.24.16	Boston College 42, Wagner 10	0-8
10.24.15	BYU 70, Wagner 6	0-7
09.05.15	Rice 56, Wagner 16	0-6
09.06.14	FIU 34, Wagner 3	0-5
<b>08.30.14</b>	<b>Buffalo 38, Duquesne 28</b>	<b>0-4</b>
09.14.13	Syracuse 54, Wagner 0	0-3
08.31.12	FAU 7, Wagner 3	0-2
09.22.07	Western Michigan 51, CCSU 14	0-1





- Punter **Michael Berarducci** was a Preseason All-NEC selection. He is averaging 36.0 yards per punt.

- He is coming off his best performance of the season, including a 52-yard boot that pinned Merrimack on its own one-yard line in the fourth quarter. It was one of two punts that Berarducci placed inside the 20-yard line.

- **Joey Corado** converted both of his field goal attempts when called upon last season and has been called on to punt twice this season.

### SCOUTING THE BLUE DEVILS

- CCSU is searching for its first win this season after its second one-score loss of the season two weeks ago at Brown.

- Nasir Smith ranks third in the NEC with 76.8 yards per game and is averaging 4.9 yards per carry. The Dukes have allowed 210.5 rushing yards per game this season, including over 250 yards in three different games (Florida State, Youngstown State, Merrimack).

- Chizurum Umunakwe leads the NEC and ranks fifth in the FCS with 10.5 tackles per game. His 1.2 tackles for loss per game slots him third in the NEC.

- The Blue Devils have struggled on third down this season, converting just 28.6 percent (22 of 77) of their attempts, while allowing opponents to convert 53.6 percent of the time (45 of 84).

### LOOKING BACK AT 2021

- The Dukes were riding a four-game winning-streak, including a 28-26 upset win over FBS Ohio University, when it went on the road and lost at eventual NEC-champion Sacred Heart in late October. After a home loss to Saint Francis U the following week, the Dukes closed the season out with three-straight wins to finish 7-3 overall and tied for second place in the NEC at 5-2 in the league standings.

### NEC PRESEASON COACHES POLL / ALL-NEC TEAMS

- Duquesne was picked to finish second in the 2022 NEC Preseason Coaches Poll. Seven Dukes garnered Preseason All-NEC honors as announced during the NEC's Virtual Media Day event in early August.

- This marked the 12th-straight year in which Duquesne was selected first or second in the conference preseason coaches' poll. Two-time defending league-champion Sacred Heart was selected as the conference's preseason favorite.

- Dukes' running back **Billy Lucas**, wide receiver **Joey Isabella**, and offensive lineman **Vincent Lumia** garnered preseason all-league honors for the Dukes on offense. Defensive lineman **Maxi Hradecny**, linebacker **Todd Hill**, and defensive back **Jeremiah Josephs** were selected on the defensive side, while punter **Michael Berarducci** also earned a nod on the 2022 NEC Preseason Team.

### SCHMITT NAMES DUQUESNE CAPTAINS

- Head Coach **Jerry Schmitt** named the Dukes' 2022 team captains prior to the season opener at Florida State:

Defensive Back, No. 1 **Jeremiah Josephs**, Quarterback, No. 11 **Joe Mischler**, Linebacker, No. 42 **Anthony Dellovade**, and Offensive Lineman, No. 64 **Michael Dorundo**

### FBS INFLUENCE

- Duquesne had 12 Football Bowl Subdivision (FBS) transfers on the roster heading into the 2022 campaign.

- This includes: **Evan Azzara** (Miami (Ohio)), **Jalin Cooper** (Toledo), **Quan Easterling** (Wisconsin), **Rahmon Hart Jr.** (Ball State), **Jeremiah Josephs** (Miami (Ohio)), **Jaden Keating** (West Virginia), **Rafael McCoy** (Old Dominion), **Joe Mischler** (Ohio), **Chris Oliver** (Bowling Green), **Noah Palmer** (Pitt), **Nathan Proctor, Jr.** (Virginia Tech), and **DeMarcus Townsend** (FIU).

### HOME SWEET HOME

- Duquesne is 117-33 all-time at Rooney Field including winning streaks of 16, 14 and 10 games (twice).

- Duquesne is 57-38 all-time in NEC contests including a 32-16 mark at home. The Dukes are 17-5 in NEC action at Rooney Field over the last seven seasons.

- The Dukes own non-conference home wins over Dayton (six times), Bucknell (four times), Lafayette (twice), Albany, VMI, Monmouth, Butler, Morehead State and Fordham among others over the past 18 seasons.

- DU is 47-12 in non-conference home games (30-3 under **Jerry Schmitt**) at Rooney Field. The Dukes are 23-1 in non-conference play at Rooney Field since the beginning of the 2008 season.

- Duquesne has won 15 straight home openers, including its 34-14 win over Thomas More earlier this season. DU has picked up a victory in its first home game in 22 of the last 23 seasons.

### ◆◆◆ NEC IN THE FCS PLAYOFFS ◆◆◆

With a 31-10 victory at Towson in 2018, Duquesne won its first FCS Playoff game in program history and became the second team from the NEC to advance to the second round. Wagner defeated Colgate in the first round of the 2012 postseason.

Date	Result	Round
11.27.22	Holy Cross 13, Sacred Heart 10	1
04.24.21	Delaware 19, Sacred Heart 10	1
11.30.19	Albany 42, CCSU 14	1
<b>12.01.18</b>	<b>South Dakota State 51, Duquesne 6</b>	<b>2</b>
<b>11.24.18</b>	<b>Duquesne 31, Towson 10</b>	<b>1</b>
11.25.17	New Hampshire 14, CCSU 0	1
11.26.16	Villanova 31, Saint Francis 21	1
<b>11.28.15</b>	<b>William &amp; Mary 52, Duquesne 49</b>	<b>1</b>
11.29.14	Fordham 44, Sacred Heart 22	1
12.01.12	Eastern Washington 29, Wagner 19	2
11.24.12	Wagner 31, Colgate 20	1
11.26.11	Stony Brook 31, Albany 28	1
11.27.10	North Dakota State 43, Robert Morris 17	1

### ◆◆◆ ALL-TIME LONGEST CONFERENCE WIN STREAKS ◆◆◆

Duquesne won a NCAA Football Championship Sub-division (FCS) record 39 consecutive conference games as members of the Metro Atlantic Athletic Conference (MAAC) from 1999 to 2006. That record was recently tied by San Diego during the spring 2021 season.

Wins	School	Conference	Years
44	Oklahoma	Big Eight	1952-59
<b>39</b>	<b>Duquesne</b>	<b>Metro Atlantic 1999-06</b>	
39	San Diego	Pioneer	1999-21
39	Nebraska	Big Eight/Big12	1992-98

*Divisions I-A & I-AA (FBS & FCS)*

### DUQUESNE FOOTBALL HISTORY

- Duquesne earned a 13-12 victory over Mississippi State in the 1937 Orange Bowl in Miami. **Boyd Brumbaugh** gave the Dukes a 7-6 lead in the second quarter on his touchdown run, and later threw a 72-yard touchdown pass in the fourth quarter that proved to be the margin of victory as the Bulldogs (*then known as the Maroons*) missed both of their extra-point attempts.

- In 1934, Duquesne topped Miami (Fla.) 33-7 in the Festival of Palms Bowl. Then-Duquesne Head Coach **Elmer Layden** led the 1933 team to a 10-1 record and a No. 8 ranking in the final poll, before accepting the head coaching position at his alma mater Notre Dame the following season.

- Following an 8-0-1 finish in 1939, the Dukes rejected a proposition to appear in the Cotton Bowl against Boston College after bowl administrators failed to meet a DU imposed deadline.

-From 1933-42, Duquesne had the sixth-best winning percentage in the nation behind Alabama, Tennessee, Duke, Fordham, and Notre Dame (71-22-.762)

- Duquesne was named the 2003 I-AA Mid-Major National Champion following its undefeated 5-0 MAAC finish and 12-10 win over Monmouth in the ECAC Classic.

- In the Dukes' FCS era, Duquesne has won 16 conference championships (11 MAAC titles, five NEC titles).





## FAMILY TIES

**Brian Beidatsch:** Father, Brian Sr., played defensive line at Notre Dame (2002-05).

**Michael Dorundo:** Father, Michael, played college football at Pitt and spent two years in the NFL (1986-87) with the Miami Dolphins and New York Jets. He played with Dan Marino at both Pitt and with the Dolphins.

**Anthony Dellovade:** Brother, Armand, was a four-year starter and four-time All-Missouri Valley Football Conference linebacker at Youngstown State

**Rahmon Hart, Jr.:** Cousin, Ray Zellars, played fullback for the New Orleans Saints (1995-98) and was the 44th overall pick in the second round of the 1995 NFL Draft. He played collegiately at Notre Dame (1992-94) and is a former Duquesne running backs coach; Father, Dr. Rahmon Hart, Sr., played college football at Slippery Rock.

**Joey Isabella:** Brother, Andy, is a wide receiver for the Baltimore Ravens. He was drafted 62nd overall in the second round of the 2019 NFL Draft by the Arizona Cardinals. He played collegiately at UMass and in 2018 led the country in receiving yards per game (141.5) and was named an All-American.

**Troy Kuhn:** Brother, Shane, played college football at Youngstown State and was a 2015 All-Missouri Valley Football Conference selection; Brother, Chad, was an All-American defensive end and Gene Upshaw Award Finalist (Division II Lineman of the Year) at Slippery Rock (2016-21).

**Joe Mischler:** Father, Mike, was a legendary high school coach at both Erie Cathedral Prep and Iroquois High School (Pa.) who had a record of 231-66 with 16 league championships, 23 playoff appearances, 14 District 10 championships, 11 PIAA semifinal appearances, eight state championship game appearances and five state championships.

**Ethan O'Neil:** Cousin, T.J. McConnell played college basketball at Duquesne and Arizona, plays in the NBA for the Pacers and formerly for the Sixers; Cousin Megan McConnell plays basketball at Duquesne; Great uncle, Harry Jacunski was inducted into both the Fordham and the Green Bay Packers Hall of Fame; also coached football at Yale for 33 years.

**Clemente Ojinnaka:** Cousin, Quinn Ojinnaka, is a professional wrestler and former professional football player. He is currently signed to Impact Wrestling, where he performs under the ring name "Moose", and is a former one-time Impact World Champion. He played college football at Syracuse and was drafted by the Atlanta Falcons in the fifth round of the 2006 NFL Draft. He went on to play for the New England Patriots, St. Louis Rams, and Indianapolis Colts.

**Darius Perrantes:** Brother, London, was a college basketball standout and All-ACC performer at the University of Virginia from 2013-17. He currently plays professionally with Hapoel Gilboa Galil of the Israeli Basketball Premier League.



## SIX DEGREES OF STEELERS

- The Duquesne football program has had a long relationship with the Pittsburgh Steelers, with a number of links to the 2022 team.

- Steelers founder **Art Rooney**, for whom DU's home field is named, was a quarterback/kicker for the Dukes in 1920. His son, **Dan Rooney**, the Steelers late chairman, graduated from Duquesne. Dan's son, **Art Rooney II**, the current Steelers president, earned a law degree from Duquesne.

- Former Duquesne standout **Christian Kuntz** is on the Steelers 53-man roster and in the midst of his second season as the team's primary long snapper in 2022. Kuntz, who was a two-time NEC Defensive Player of the Year at linebacker, became the second former Duquesne player in the modern era to appear in an NFL game, joining former Dukes' defensive back **Leigh Bodden** (Cleveland Browns, Detroit Lions, New England Patriots).

- Former Duquesne All-American offensive lineman **Jake Dixon** signed with the Steelers as an undrafted free agent following the 2022 NFL Draft and attended training camp with the team,

## BREAKDOWN BY NCAA AFFILIATION

Football on the Duquesne campus began in the fall of 1891, with detailed results not recorded until 1902. DU has played at the Major College level (1902-50), as a club team (1969-78) and at the NCAA Division III level (1979-92). Duquesne, which competed at the NCAA FCS non-scholarship level from 1993-2007, began offering scholarships at the FCS level prior to the 2008 season.

### MAJOR COLLEGE

Years .....1902-03; 1913-14; 1920-42; 1947-50  
Record ..... 137-120-15  
Seasons ..... 31

**Jan. 1, 1934 • Festival of Palms Bowl  
33-0 win over Miami (Fla.)**

**Jan. 1, 1937 • Orange Bowl  
13-12 win over Mississippi State**

### CLUB TEAM

Years ..... 1969-78  
Record ..... 55-25-1  
Seasons ..... 10  
**1973 National Club Champions**

### NCAA DIVISION III

Years ..... 1979-92  
Record ..... 51-74-3  
Seasons ..... 14

### NCAA FCS

Years ..... 1993-current  
Record ..... 207-107-0  
Seasons ..... 29

**MAAC Football League Champions**  
1995, 1996, 1999, 2000, 2001, 2002, 2003,  
2004, 2005, 2006 (co-)  
and 2007 (co-)

**ECAC Bowl/Classic**  
1995, 1996, 2001, 2002, 2003

**2003 I-AA Mid-Major  
National Champions**

**NEC Champions**  
2011 (co-), 2013 (co-), 2015,  
2016 (co-), 2018 (co-)

**NCAA FCS Playoff Participant**  
2015, 2018 (2nd Round)

### OVERALL RECORD

**458-326-19 (IN 94 SEASONS)**

- Duquesne did not field a team for a total of 36 seasons: 1904-12, 1915-19, 1943-46, 1951-68.

- Complete team records and coaches are not available from 1891-1901.





### STATS PERFORM FCS TOP 25

No.	School	Rec	Pts	Prev
1	South Dakota State	6-1	1,346	2
2	Sacramento State	6-0	1,243	5
3	Montana State	6-1	1,225	4
4	North Dakota State	5-2	1,208	1
5	Weber State	6-0	1,145	6
6	Holy Cross	6-0	983	7
7	Montana	5-1	945	3
8	UIW	6-1	940	T-8
9	Jackson State	6-0	907	T-8
10	Chattanooga	5-1	859	10
11	Mercer	6-1	785	12
12	William & Mary	5-1	784	11
13	Delaware	5-1	713	13
14	Southern Illinois	5-2	602	16
15	Samford	5-1	588	15
16	Southeast Missouri	5-1	441	18
17	Idaho	4-2	424	NR
18	UT Martin	4-2	380	19
19	Richmond	4-2	364	21
20	North Dakota	4-2	354	20
21	Elon	5-2	285	14
22	Rhode Island	3-2	246	T-25
23	Fordham	6-1	231	22
24	Austin Peay	5-2	153	24
25	New Hampshire	5-2	87	NR

**Dropped Out:** Villanova (17), Eastern Kentucky (23), Southeastern Louisiana (25-tie)

**Others Receiving Votes (schools listed on two or more ballots):** Villanova (3-3, 1-2 CAA) 74, Furman (5-2, 3-1 Southern) 52, Southeastern Louisiana (3-3, 1-1 Southland) 43, Stephen F. Austin (4-3, 3-0 ASUN-WAC) 36, Princeton (5-0, 2-0 Ivy) 20, Campbell (4-2, 2-0 Big South) 19, Missouri State (2-4, 0-3 Missouri Valley) 18, North Carolina Central (5-1, 1-0 MEAC) 13, Illinois State (4-2, 2-1 Missouri Valley) 12, Eastern Kentucky (3-3, 3-2 ASUN-WAC) 11, Abilene Christian (5-2, 4-1 ASUN-WAC) 9

### AFCA FCS COACHES POLL

No.	School	Rec	Pts	Prev
1	South Dakota State (26)	6-1	671	3
2	Montana State	6-1	621	4
3	Sacramento State (1)	6-0	616	5
4	North Dakota State	5-2	593	1
5	Weber State	6-0	573	6
6	Jackson State	6-0	513	7
7	Montana	5-1	482	2
8	Chattanooga	5-1	468	9
9	Holy Cross	6-0	467	8
10	UIW	6-1	438	10
11	Mercer	6-1	403	11
12	Delaware	6-1	371	12
13	William & Mary	5-1	343	13
14	UT Martin	4-2	295	14
15	Samford	5-1	286	15
16	Fordham	6-1	278	17
17	Southern Illinois	5-2	237	19
18	Southeast Missouri State	5-1	171	21
19	Rhode Island	4-2	170	22
20	Stephen F. Austin	4-3	147	20
21	Richmond	4-2	124	25
22	Austin Peay	5-2	93	24
23	Princeton	5-0	87	23
24	Idaho	4-2	57	NR
25	Elon	5-2	56	18

**Dropped Out:** Villanova

**Others Receiving Votes:** North Carolina Central, 48; Furman, 39; Villanova, 31; North Dakota, 23; New Hampshire, 18; Penn., 14; Florida A&M, 11; Abilene Christian, 10; St. Thomas (Minn.), 7; Merrimack, 5; Eastern Kentucky, 4; Illinois State, 2; Campbell, 1; Hampton, 1; Stetson, 1.

before being cut on Aug. 16. He appeared in every game in five seasons with the Dukes, including three years as a tight end. Dixon was a two-time All-NEC selection and a Spring 2021 AFCA Second Team All-American. In addition to Dixon, former Dukes' safety **Leandro DeBrito** was invited to the Steelers Rookie Minicamp in May.

- Wide receivers coach **Luke Smith** is the nephew of Steelers special teams coordinator Danny Smith. In addition, defensive backs coach **Darnel Richardson** was selected to attend Steelers training camp in 2017 as part of the NFL Bill Walsh Diversity Coaching Fellowship.

### DUQUESNE MOURNS LOSS OF FORMER HEAD COACH DAN MCCANN

- Former Duquesne head football coach **Dan McCann** passed away on May 14, 2022 at the age of 88. Coach McCann, a 1987 inductee to the DU Sports Hall of Fame, was instrumental in the rebirth of Duquesne football when he took over in 1970.

- After fielding a team for four years following World War II, Duquesne did not return to the gridiron until 1969. McCann's 1972 Dukes finished the season ranked No. 3 nationally by the National Club Football Association with a 7-1-0 record.

- McCann added four more top 10 national finishes before the Dukes elevated to the NCAA Division III level prior to the 1979 season.

- Following a leave of absence from 1984-87, McCann returned and finished his 19-year career with a 91-74-3 record.

- The Dukes are honoring McCann this season by wearing decals on the back of their helmets with his initials "DM" and the words "Big Guy".

### NEXT WEEK

- The Dukes will return home to Rooney Field to take on LIU on Saturday, Oct. 29 at noon.

- Duquesne will play three of its final four games of the season at home.

### DUKES BY THE NUMBERS

- 0** > Wide receiver **Trey King** is the first and only player in program history to wear the No. 0.
- 2** > Number of fumbles lost during the entire 2021 season. The Dukes led the FCS in that category and have only lost one this season.
- 3** > Duquesne was the No. 3 red-zone offense in the FCS last season. The Dukes converted 94.9 percent of its chances for points.
- 11** > Number of conference championship teams 18th-year head coach **Jerry Schmitt** has been part of at Duquesne both as an assistant (MAAC - 1995, 1996 & 1999) and head coach (MAAC - 2005, 2006 & 2007 and NEC - 2011, 2013, 2015, 2016, & 2018).
- 15** > Number of different players to earn FCS All-America honors for the Dukes: **Joe Rosato** (1996), **Matt Fisher** (1998), **Leigh Bodden** (2001-02), **Jeremy Conley** (2002), **Ryan Tolan** (2004), **Antoine Bullock** (2005), **Bruce Hocker** (2006), **Serge Kona** (2011), **Dorian Bell** (2012), **Chris King** (2014), **Devin Rahming** (2014) **Christian Kuntz** (2015-16), **Ben Huss** (2016-17), **A.J. Hines** (2018) and **Jake Dixon** (2020-21).
- 18** > Number of Dukes on the roster who have already earned their undergraduate degree.
- 21** > Number of consecutive starts by center **Michael Dorundo** and right tackle **Vincent Lumia**, who are the active leaders among the Dukes.
- 27** > In 30 seasons at the FCS level, the Dukes have posted a .500 record or better in 27 of those years. In that span, Duquesne has captured 205 wins and 16 conference titles.
- 32** > Number of Duquesne's NEC wins over the last seven seasons. In that span, the Dukes have captured three conference championships (2015, 2016 & 2018) and earned a pair of FCS Playoff appearances (2015 & 2018).
- 84** > Number of All-NEC selections the Dukes have garnered over the last seven seasons, including 43 first team all-conference honors.
- 110** > Number of wins by **Jerry Schmitt** at Duquesne. Schmitt became the program's all-time winningest coach in 2019.
- 117** > Number of wins by the Dukes all-time at Arthur J. Rooney Field. Duquesne owns a 117-32 overall mark at the field atop The Bluff.





### 2022 STANDINGS

Team	NEC	Pct.	Overall	Pct.
Merrimack	3-0	1.000	5-2	.714
Saint Francis U	3-0	1.000	4-2	.667
Sacred Heart	2-0	1.000	4-2	.667
Stonehill	1-1	.500	3-1	.750
Duquesne	0-2	.000	1-5	.167
CCSU	0-2	.000	0-6	.000
LIU	0-2	.000	0-6	.000
Wagner	0-2	.000	0-6	.000

### LAST WEEK'S RESULTS

Date	Game	Time
10/15	Saint Francis 57, LIU 7	
10/15	Merrimack 54, Wagner 17	
10/15	Sacred Heart 40, Stonehill 27	

### THIS WEEK'S SCHEDULE

Date	Game	Time
10/21	LIU at Wagner	7:00 p.m.
10/22	Duquesne at CCSU	12:00 p.m.
10/22	Stonehill at Saint Francis	1:00 p.m.
10/22	Sacred Heart at Merrimack	1:00 p.m.

### NEXT WEEK'S SCHEDULE

Date	Game	Time
10/29	LIU at Duquesne	12:00 p.m.
10/29	Wagner at CCSU	12:00 p.m.
10/29	Saint Francis at Sacred Heart	12:00 p.m.
10/29	Merrimack at Stonehill	1:00 p.m.

### NEC WEEKLY AWARDS

Co-Offensive		
Victor Dawson	RB	Merrimack
Marquez McCray	QB	Sacred Heart

Defensive		
Donnell Brown	DL	Saint Francis

Special Teams		
Alex Schmoke	K	Saint Francis

Rookie		
Ashur Carraha	QB	Stonehill



### FLORIDA STATE SEMINOLES [4-3, 2-3 ACC]

Date	Opponent	Time/Score
8/27	Duquesne	W 47-7
9/4	vs. LSU^	W 24-23
9/16	at Louisville*	W 35-31
9/24	Boston College*	W 44-14
10/1	#22 Wake Forest*	L 21-31
10/8	at #14 N.C. State*	L 17-19
10/15	#4 Clemson*	L 28-34
10/29	Georgia Tech*	TBA
11/5	at Miami (Fla.)*	TBA
11/12	at Syracuse*	TBA
11/19	Louisiana	TBA
11/25	at Florida	7:30 p.m.



### YOUNGSTOWN STATE PENGUINS [3-3, 1-2 MVFC]

Date	Opponent	Time/Score
9/3	Duquesne	W 31-14
9/10	Dayton	W 49-16
9/17	at #9 Kentucky	L 0-31
10/1	at #1 North Dakota St.*	L 14-27
10/8	North Dakota*	L 30-35
10/15	Indiana State*	W 48-42
10/22	at Western Illinois*	4:00 p.m.
10/29	South Dakota*	2:00 p.m.
11/5	at Illinois State*	3:00 p.m.
11/12	at Missouri State*	2:00 p.m.
11/19	Southern Illinois*	12:00 p.m.



### THOMAS MORE SAINTS [4-3, 3-1 MSC]

Date	Opponent	Time/Score
8/27	Bluefield	L 35-42
9/3	at Ky. Christian	W 31-28
9/10	at Duquesne	L 14-34
9/17	at Campbellsville*	W 44-36
10/1	Lindsey Wilson*	L 3-12
10/8	at Faulkner*	W 24-7
10/15	Cumberland (Tenn.)*	W 24-16
10/22	at Bethel*	2:00 p.m.
10/29	Pikeville*	1:30 p.m.
11/5	at Georgetown (Ky.)*	1:30 p.m.
11/19	Cumberlands (Ky.)*	1:30 p.m.



### HAWAII RAINBOW WARRIORS [2-5, 1-1 MW]

Date	Opponent	Time/Score
8/27	Vanderbilt	L 10-63
9/3	Western Kentucky	L 17-49
9/10	at #4 Michigan	L 10-56
9/17	Duquesne	W 24-14
10/24	at New Mexico State	L 26-45
10/8	at San Diego State*	L 14-16
10/15	Nevada*	W 31-16
10/22	at Colorado State*	4:00 p.m.
10/29	Wyoming*	12:00 a.m.
11/5	at Fresno State*	TBA
11/12	Utah State*	12:00 a.m.
11/19	UNLV	12:00 a.m.
11/26	at San Jose State	4:30 p.m.



### STONEHILL SKYHAWKS [3-1, 1-1 NEC]

Date	Opponent	Time/Score
9/3	at Bloomsburg	W 33-30
9/10	Post	W 76-0
10/1	Duquesne*	W 24-20
10/15	at Sacred Heart*	L 27-40
10/22	at Saint Francis*	1:00 p.m.
10/29	Merrimack*	1:00 p.m.
11/5	Wagner*	1:00 p.m.
11/12	LIU*	1:00 p.m.
11/19	CCSU*	1:00 p.m.



### MERRIMACK WARRIORS [5-2, 3-0 NEC]

Date	Opponent	Time/Score
9/2	Holy Cross	L 17-31
9/9	Assumption	W 45-17
9/16	at Harvard	L 21-28 (OT)
9/24	at Delaware State	W 26-13
10/1	LIU*	W 24-23
10/8	at Duquesne*	W 28-21
10/15	Wagner*	W 54-17
10/22	Sacred Heart*	1:00 p.m.
10/29	at Stonehill*	1:00 p.m.
11/12	at CCSU*	12:00 p.m.
11/19	Saint Francis*	12:00 p.m.



### CENTRAL CONN. ST. BLUE DEVILS [0-6, 0-2 NEC]

Date	Opponent	Time/Score
9/3	at UConn	L 3-28
9/10	Sacred Heart*	L 10-14
9/17	at SE Louisiana	L 6-70
9/24	at UAlbany	L 26-45
10/1	at Saint Francis*	L 13-39
10/8	Brown	L 20-27
10/22	Duquesne*	12:00 p.m.
10/29	Wagner*	12:00 p.m.
11/5	at LIU*	1:00 p.m.
11/12	Merrimack*	12:00 p.m.
11/19	at Stonehill*	1:00 p.m.



### LIU SHARKS [0-6, 0-2 NEC]

Date	Opponent	Time/Score
9/1	at Toledo	L 0-37
9/10	Villanova	L 21-38
9/17	at Kent State	L 10-63
9/24	Bryant	L 29-31
10/1	at Merrimack*	L 23-24
10/15	Saint Francis*	L 7-57
10/22	Wagner*	12:00 p.m.
10/29	at Duquesne*	12:00 p.m.
11/5	CCSU*	1:00 p.m.
11/12	Stonehill*	1:00 p.m.
11/19	at Sacred Heart*	12:00 p.m.



### SACRED HEART PIONEERS [4-2, 2-0 NEC]

Date	Opponent	Time/Score
9/3	at Lafayette	L 0-6
9/10	at CCSU*	W 14-10
9/17	at Morgan State	L 9-24
9/24	Dartmouth	W 38-31 (OT)
10/1	Norfolk State	W 31-14
10/15	Stonehill*	W 40-27
10/22	at Merrimack*	1:00 p.m.
10/29	Saint Francis*	12:00 p.m.
11/5	at Duquesne*	12:00 p.m.
11/12	at Wagner*	12:00 p.m.
11/19	LIU*	12:00 p.m.



### SAINT FRANCIS RED FLASH [4-2, 3-0 NEC]

Date	Opponent	Time/Score
9/1	at Akron	L 23-30 (OT)
9/10	at Richmond	L 21-31
9/17	at Wagner	W 27-7
9/24	at Norfolk State	W 45-26
10/1	CCSU*	W 39-13
10/15	at LIU*	W 57-7
10/22	Stonehill*	1:00 p.m.
10/29	at Sacred Heart*	12:00 p.m.
11/5	Georgetown	12:30 p.m.
11/12	Duquesne*	12:00 p.m.
11/19	at Merrimack*	12:00 p.m.



### WAGNER SEAHAWKS [0-6, 0-2 NEC]

Date	Opponent	Time/Score
9/1	Fordham	L 31-48
9/10	at Rutgers	L 7-66
9/17	Saint Francis	L 7-27
10/1	at #25 Syracuse	L 0-59
10/8	at Columbia*	L 7-28
10/15	at Merrimack*	L 17-54
10/22	LIU*	12:00 p.m.
10/29	at CCSU*	12:00 p.m.
11/5	at Stonehill*	1:00 p.m.
11/12	Sacred Heart*	12:00 p.m.
11/19	at Duquesne*	12:00 p.m.

\* Conference Game  
^ Neutral Site Game



# JERRY SCHMITT

**HEAD COACH // 18TH SEASON AT DUQUESNE // 110-76 (.587)**  
**WESTMINSTER (PA.) '83 // 23RD SEASON OVERALL // 138-97 (.591)**

Five Northeast Conference championships and a pair of trips to the NCAA Football Championship Subdivision (FCS) Playoffs highlight the resume of Duquesne's all-time winningest football coach Jerry Schmitt.

A two-time finalist for STATS FCS Coach of the Year (2015, 2018), Schmitt has seen 11 players invited to NFL rookie camps over the past five seasons. In 2021, Duquesne standout Christian Kuntz was named to the Pittsburgh Steelers 53-man roster and became the second former Duke to appear in an NFL game.

Schmitt's Dukes recorded their seventh-straight winning season in 2021, which included a historic 28-26 victory at Ohio University. Duquesne became the first NEC member to defeat a Football Bowl Subdivision (FBS) opponent and garnered the Dukes the STATS Perform FCS Team of the Week honors. The team finished the season 7-3 overall and tied for second in the NEC standings with a 5-2 mark. Following the season, both left tackle Jake Dixon (Pittsburgh Steelers) and wide receiver Cyrus Holder (Chicago Bears) signed undrafted free agent deals.

Schmitt guided the Dukes to an undefeated regular season in 2020-21 as Duquesne played host to the first-ever NEC Championship game during the unprecedented spring season. Duquesne landed a league-high 16 players on the NEC's all-conference squads while left tackle Jake Dixon garnered All-America honors from the AFCA.

Schmitt captured his 100th win as Duquesne's head coach with a 17-0 triumph on the road at Wagner on March 14, 2021.

In his 15th season at the helm in 2019, Schmitt became the program's leader in victories with a 30-21 triumph over Saint Francis U on Nov. 2 at Arthur J. Rooney Field, winning his 98th game at Duquesne and passing Greg Gattuso.

In 2019, running back A.J. Hines became the program's all-time leading rusher during the season with 4,629 career yards, passing previous record-holder Larry McCoy (4,549 / 2009-12).

Schmitt helped the Dukes to a historic finish in 2018, winning their fifth NEC title, earning their second automatic bid to the FCS Playoffs as well as advancing to the second round of the postseason for the first time in program history with a 31-10 road victory at No. 16 Towson. Under Schmitt's guidance, Duquesne closed out the season ranked in both the STATS FCS Top 25 and AFCA Coaches' Poll for the first time ever.

In a season with a pair games against Football Bowl Subdivision (FBS) opponents, Schmitt led Duquesne to nine wins for the second time in his career on The Bluff.

The NEC Co-Coach of the Year, he was also recognized as a finalist for the STATS FCS Eddie Robinson Award for FCS National Coach of the Year.

For the second straight season, a Duquesne player earned NEC Offensive Player of the Year laurels, as running back A.J. Hines ranked in the top five in the FCS in rushing yards. Hines was named an All-American by five different organizations and a finalist for the STATS FCS Walter Payton Award for the top offensive player at the FCS level, as well.

The Dukes put together a seven-game winning streak in 2017, their most wins in a row since the 2002 campaign. Duquesne landed a league-high 12 players on the All-NEC teams including First Team honoree and Offensive Player of the Year Tommy Stuart, who became the first Dukes player to garner the award. Stuart was also a finalist for the Walter Payton Award.

Ben Huss, a four-year starter and all-conference selection on the offensive line was named an All-American in 2017 by the Associated Press, STATS FCS and HERO Sports while also becoming the first player from Duquesne to play in the NFLPA Collegiate Bowl.

In 2016, Duquesne, which tied for the NEC title, was one of just four FCS programs with players among the finalists for the three major FCS individual awards. Linebacker Christian Kuntz finished 12th in the voting for the Buck Buchanan Award (top defensive player), quarterback Dillon Buechel was a finalist for the Walter Payton Award (top offensive player) and freshman A.J. Hines was named winner of the Jerry Rice Award (top freshman).

Schmitt, who played an important role in the development of the Duquesne football program as an assistant from 1985-87 and again from 1992-99, returned to the DU campus in 2005 after spending five years as head coach at his alma mater, Westminster College, in New Wilmington, Pa. The Pittsburgh native oversaw the program's move to the Northeast Conference and ensuing adoption of athletics-based aid in February of 2008.

It is a transition that has been an overwhelming success, as over the past nine seasons, Schmitt's Dukes have won more overall games (69) and conference games (43) than any NEC school. In addition, DU - which has at least shared five of the past nine NEC titles - is the only league school with seven winning conference records in the past nine years.

Schmitt wasted no time putting his mark on the program by leading the Dukes to three consecutive Metro Atlantic Athletic Conference Football League championships and earning MAAC Coach of the Year two times in his first three seasons as head coach.

## THE SCHMITT FILE

**Hometown** Pittsburgh, Pa.  
**High School** Keystone Oaks  
**College** Westminster (Pa.)  
**Family** Wife, Paula  
Son, Matthew

## AS DUQUESNE HEAD COACH

Years	18
Record	110-76
NEC Record	57-38
NEC Championships	5
MAAC Championships	3
FCS Playoff Appearances	2

## COACHING HISTORY

**2005-Present: Duquesne**  
Head Coach  
**2000-2005: Westminster (Pa.)**  
Head Coach  
**1993-2000: Duquesne**  
Offensive Coordinator/Asst. Head Coach  
**1992: Duquesne**  
Defensive Line  
**1990-91: South Fayette High School**  
Head Coach  
**1989: Bethel Park High School**  
Offensive/Defensive Line Coach  
**1988: Avonworth High School**  
Offensive/Defensive Line Coach  
**1985-87: Duquesne**  
Offensive Line  
**1983-84: West Allegheny High School**  
Offensive/Defensive Line Coach

## YEAR-BY-YEAR

Season	School	Record
2000	Westminster (Pa.)	8-2
2001	Westminster (Pa.)	4-5
2002	Westminster (Pa.)	6-4
2003	Westminster (Pa.)	5-5
2004	Westminster (Pa.)	5-5
	<b>5 seasons</b>	<b>28-21</b>
2005	Duquesne	7-3
2006	Duquesne	7-3
2007	Duquesne	6-4
2008	Duquesne	3-7
2009	Duquesne	3-8
2010	Duquesne	7-4
2011	Duquesne	9-2
2012	Duquesne	5-6
2013	Duquesne	7-4
2014	Duquesne	6-6
2015	Duquesne	8-4
2016	Duquesne	8-3
2017	Duquesne	7-4
2018	Duquesne	9-4
2019	Duquesne	6-5
2020-21	Duquesne	4-1
2021	Duquesne	7-3
2022	Duquesne	1-4
<b>18 seasons</b>		<b>110-76</b>
<b>Total</b>		
<b>23 seasons</b>		<b>138-97</b>





In 2011, Schmitt continued Duquesne's transition as a scholarship-granting associate member of the Northeast Conference by guiding the Dukes to a 9-2 record and NEC co-Championship with a 7-1 record. The 2011 co-title was part of a gradual progression for the Dukes who finished the 2010 season with a 7-4 record and third place league finish with a 5-3 mark.

In 2013, Duquesne once again earned a share of the title - this time tying with Sacred Heart. The 2014 season saw the Dukes finish 6-6 overall.

In 2015, Duquesne went 5-1 in conference play, earning its first outright NEC title and the league's automatic bid to the FCS Playoffs, Duquesne's first.

Under Schmitt, the Dukes have recording 47 wins in NEC play over the past 10 seasons after posting a 4-11 mark in their first two years while integrating a scholarship model.

In Schmitt's first season, the Dukes posted a 7-3 record (4-0 in the MAAC) - against the most challenging I-AA mid-major schedule a Duquesne team ever faced - and finished with a No. 3 national ranking in The Sports Network I-AA Mid-Major Top 10. The 2005 Dukes finished ranked No. 1 nationally in I-AA total defense, rushing defense and pass efficiency defense.

In year two, Schmitt again led DU to a 7-3 record (3-1 in the MAAC) and eighth consecutive MAAC championship as the Dukes finished ranked sixth in The Sports Network I-AA Mid-Major Top 10. The 2006 Dukes ranked second nationally in passing offense and 15th in total offense.

In 2007, Duquesne won a share of its ninth consecutive MAAC title in posting a 6-4 overall record. In their first two seasons as a scholarship program since the 1950s, went 3-7 in the school's inaugural season in the NEC and followed that with a 3-8 record in 2009.

In 2010, with DU's first scholarship class comprising a good portion of the sophomore and junior classes, the Dukes broke through with their third place NEC finish.

Winning titles at Duquesne is nothing new to Schmitt, who helped the Dukes to their first three MAAC championships in 1995, 1996 & 1999 and the school's first Eastern College Athletic Conference (ECAC) Bowl game in 1996, during his 11 years as an assistant.

Schmitt, who served under three different head coaches in Terry Russell (1985-87), Dan McCann (1992) and Greg Gattuso (1993-99), was the offensive coordinator for his last seven seasons at DU, during which time the Dukes posted a 53-21 record, won three titles and saw 16 different offensive players named First Team All-MAAC. He was promoted to assistant head coach by Gattuso prior to the 1994 season. Schmitt accepted the head coaching position at Westminster in March of 2000.

While at Westminster, Schmitt posted a 28-21 record in overseeing the Titans' transition from NCAA Division II to the Division III level. He led Westminster to an 8-2 mark including a 5-0 record against teams from the Presidents' Athletic Conference (PAC) in 2000. After a rebuilding campaign in 2001, Westminster continued to make strides under Schmitt's leadership in 2002, as the Titans finished 6-4 overall (4-1 in league play) and placed second in their first season of eligibility for the PAC title. In 2003, Westminster overcame a challenging non-conference schedule against scholarship teams to contend for the conference title in the final week of the season. In 2004, the Titans rallied from an 0-2 start to post wins in five of their last eight games.

Schmitt's offenses set five single-game records and produced four of the seven 1,000-yard rushers in school history. Forty-four of his players earned All-Conference honors in the three years his players were eligible for post-season recognition.

Prior to his first stop at Duquesne, Schmitt established himself at the high school level in western Pennsylvania where he served as head coach at South Fayette High School (1990-91), offensive and defensive line coach at Bethel Park High School (1989), offensive and defensive line coach at Avonworth High School (1988) and offensive and defensive line coach and junior varsity head coach at West Allegheny High School (1983-84).

In addition to his football coaching background, Schmitt served as head girls basketball coach at Beaver Area High School from 1987-99 and has also served as head track & field coach at West Allegheny High School (1984) and Weirton (W.Va.) Madonna High School (1983). Prior to returning to Westminster, Schmitt worked full time as a teacher in the Beaver Area school district from 1987-99.

A 1983 Westminster graduate, Schmitt was a three-year letterman and two-year starter on the offensive line under head coach Joe Fusco, leading the Titans to an undefeated regular season as a senior in 1981.

Schmitt, who graduated from Pittsburgh's Keystone Oaks High School in 1978 and his wife, Paula, who earned her master's degree at Duquesne, reside in Pittsburgh with their son Matthew Jake, who is a freshman on the Bluff.

**COACHING STAFF**



**MIKE CRAIG**  
Defensive Coordinator  
1st season  
Saint Francis U '06



**BROCK DIETER**  
Offensive Quality Control  
1st season  
Duquesne '22



**ANTHONY DORIA**  
Offensive Coordinator/  
Quarterbacks  
12th season  
Saint Francis U '07



**SCOTT FARISON**  
Linebackers/  
Co-Defensive  
Coordinator  
5th season  
Mercyhurst '01



**MIKE FUHRMAN**  
Outside Linebackers  
1st season  
Penn State '12



**HUNTER GEISEL**  
Tight Ends  
3rd season  
Duquesne '20



**KORY GRIBBIN**  
Special Teams  
Coordinator/Safeties  
Recruiting Coordinator  
4th season  
Westminster (Pa.) '14



**LARRY MCCOY**  
Running Backs  
4th season  
Duquesne '13



**GREG PERRY**  
Offensive Assistant  
1st season  
Pitt.-Johnstown, '83



**DARNELL RICHARDSON**  
Cornerbacks  
13th season  
Marshall '96



**JACOB SAKK**  
Student Offensive  
Assistant  
1st season



**MIKE SILIANOFF**  
Offensive Line/  
Assistant Head Coach  
16th season  
Westminster (Pa.) '82



**LUKE SMITH**  
Wide Receivers/  
Director of Operations  
7th season  
Maryland '15



**REGGIE WELLS**  
Defensive Line  
1st season  
Clarion '08





#	Name.....Pos.	#	Name	Pos.	Ht.	Wt.	Yr.	Hometown/High School (Transfer)
16	ACKERMAN, A.J.....DL	0	Trey King	WR	6-0	180	Jr.	Centerville, Ohio / Centerville
70	AZZARA, Evan ..... OL	1	Rahmon Hart Jr.	WR	6-3	215	So.	Pittsburgh, Pa. / Imani Christian Academy (Ball State)
75	BAKER, Max ..... OL	1	Jeremiah Josephs	DB	5-11	170	Jr.	Pittsburgh, Pa. / Gateway (Miami (Ohio))
13	BARNES, C.J.....DB	2	Jalin Cooper	WR	6-4	195	Sr.	Medina, N.Y. / Medina (Toldeo)
19	BARRETT, Connor.....LB	2	Tim Lowery	DB	6-0	170	Jr.	Winter Haven, Fla. / Winter Haven
56	BEIDATSCH, Brian..... OL	3	Abdul Janneh	WR	6-3	180	So.	Hanover, Pa. / New Oxford
32	BERADUCCI, Michael..... P	3	Ryan Webb	DB	5-9	170	Gr.	Edgewood, Md. / Edgewood (Marist)
43	BOLIN, Seth.....LB	4	Billy Lucas	RB	6-0	205	So.	Erie, Pa. / Cathedral Prep
81	BROWN, Keshawn ..... WR	4	Shane Stump	LB	6-1	205	So.	Jefferson Hills, Pa. / Thomas Jefferson
25	BROWN, Sam.....LB	5	Joey Isabella	WR	5-9	185	So.	Mayfield, Ohio / Mayfield
91	BRUDZEWICZ, Brian..... K	5	Ryan Lopez	DL	6-3	285	Jr.	Jamaica, N.Y. / Bayside (Stony Brook)
82	BYRD, Lamere ..... WR	6	Damon Macklin	RB	5-6	150	So.	Pittsburgh, Pa. / University Prep
11	CARSON, Jaelen ..... DB	6	Noah Palmer	DL	6-4	255	Jr.	Jefferson Hills, Pa. / Thomas Jefferson (Pitt)
67	CASTELNOVO, Matthew.....K	7	Lucas D'Orazio	DL	6-2	230	Sr.	Cuyahoga Heights, Ohio / Cuyahoga Heights
52	CELLETTI, Anthony ..... OL	7	Darius Perrantes	QB	6-0	220	So.	Los Angeles, Calif. / St. Francis (Rhode Island)
21	CLARK, Justin ..... WR	8	Ayden Garnes	DB	6-0	165	R-Fr.	Philadelphia, Pa. / Monsignor Bonner
99	CLARK, Logan.....DL	8	Dwayne Menders, Jr.	WR	5-11	170	Sr.	Miramar, Fla. / Mater Academy Charter (Marist)
23	CLEMENTS, JaMario ..... RB	9	Todd Hill	LB	5-10	240	Jr.	Homestead, Pa. / Steel Valley
2	COOPER, Jalin..... WR	9	DeMarcus Ware	RB	5-10	195	Sr.	Memphis, Tenn. / Olive Branch (Samford)
48	COOPER, J.T. .... TE	10	Ryan Iacone	WR	6-0	195	So.	Malvern, Pa. / Malvern Prep
83	CORADO, Joey ..... K/P	10	Calvin Fowler	DB	6-2	180	Fr.	Parkland, Fla. / Marjory Stoneman Douglas
22	DAURE, Ezekiel.....DB	11	Jaelen Carson	DB	6-0	180	So.	Erie, Pa. / Cathedral Prep
42	DELLOVADE, Anthony....LB	11	Joe Mischler	QB	5-11	190	Jr.	Erie, Pa. / Cathedral Prep (Ohio)
17	DIEHL, Chase.....QB	12	Jordan Heisey	QB	6-2	200	So.	Dillsburg, Pa. / Northern York (Lock Haven)
74	DILTS, Jack.....OL	12	Tyler Padezan	WR	6-2	190	So.	East McKeesport, Pa / East Allegheny
7	D'ORAZIO, Lucas .....DL	13	CJ Barnes	DB	5-11	175	So.	Lakeland, Fla. / Lake Gibson
64	DORUNDO, Michael ..... OL	13	Evan Nelson	QB	6-3	190	Sr.	La Crescenta, Calif. / Crescenta Valley (Victor Valley)
88	EASTERLING, Quan ..... TE	14	Rafael McCoy	WR	5-11	175	R-Fr.	Wilkes-Barre, Pa. / Wilkes-Barre (Old Dominion)
31	EPPS, Antonio.....DB	15	Max Sharp	DB	5-11	180	So.	Pittsburgh, Pa. / North Hills
78	FALLAH, Michael.....OL	16	A.J. Ackerman	DL	6-5	310	So.	Elizabeth, Pa. / Elizabeth Forward
41	FELDSTEIN, Cole ..... LS	16	Rahmiere Knight	WR	5-11	185	Gr.	Canonsburg, Pa. / Canon-McMillan (Youngstown St.)
55	FEST, Matt.....OL	17	Chase Diehl	QB	6-0	190	So.	Harrisburg, Pa. / Bishop McDevitt
10	FOWLER, Calvin.....DB	17	Wayne Wade III	DB	5-11	170	R-Fr.	McKeesport, Pa. / Clairton
45	FUSCA, Dom.....LB	18	Nick Leopold	WR	5-9	165	So.	Murrysville, Pa. / Franklin Regional
8	GARNES, Ayden ..... DB	18	Jake Ritts	QB	6-1	200	Fr.	Orchard Park, N.Y. / Saint Francis
84	GOCHIS, Alex.....WR	19	Connor Barrett	LB	6-2	220	Jr.	Pittsburgh, Pa. / Chartiers Valley
65	GREINER, Pierce.....OL	19	Matt Schmitt	WR	6-1	175	Fr.	Pittsburgh, Pa. / Central Catholic
92	GUTIERREZ, Nicolas....K/P	20	Ty Howard	LB	6-0	195	Fr.	Cleveland, Ohio / Villa Angela-St. Joseph
33	HARRIS, Luke.....LB	21	Mahlik Strozier	DB	6-3	210	Jr.	Rochester, Pa. / Rochester
1	HART JR., Rahmon..... WR	21	Justin Clark	WR	5-10	185	So.	Scotch Plains, N.J. / Scotch Plains Fanwood
12	HEISEY, Jordan ..... QB	22	Ezekiel M. Daure	DB	5-10	185	Jr.	Castle Shannon, Pa. / Keystone Oaks
9	HILL, Todd.....LB	23	JaMario Clements	RB	5-10	200	R-Fr.	Lafayette, Ga. / Lafayette
20	HOWARD, Ty.....LB	23	Clemente Ojinnaka	DL	6-3	260	So.	Hershey, Pa / Milton Hershey
94	HRADECNY, Maxi.....DL	24	Troy Kuhn	TE	6-6	220	So.	Vandergriff, Pa. / Kiski Area
10	IACONE, Ryan ..... WR	24	Evan Smith	LB	6-3	225	So.	Cranberry Township, Pa. / Seneca Valley
5	ISABELLA, Joey ..... WR	25	Sam Brown	LB	6-1	210	So.	Pittsburgh, Pa. / Fox Chapel
3	JANNEH, Abdul..... WR	26	Nathan Proctor Jr.	DL	6-2	260	Sr.	Indian Head, Md. / Lackey (Iowa Central)
53	JOHNSON, Jayden ..... LB	27	Jon Muehlbauer	DB	6-0	190	Gr.	Jefferson Hills, Pa. / Thomas Jefferson (Mt. Union)
46	JONES, Marshal.....DB	28	Ben LaCarte	DB	6-1	200	So.	Belle Vernon, Pa. / Greensburg Central Catholic
66	JONES, Shawn.....OL	29	Malichi Lowery	DB	5-10	165	So.	Lake Alfred, Fla. / Auburndale
1	JOSEPHS, Jeremiah.....DB	29	Malik Thomas	RB	6-0	205	Fr.	Stroudsburg, Pa. / Bethlehem Catholic
34	KEATING, Jaden ..... DB	30	Antonio Pitts	DB	5-10	165	Fr.	New Castle, Pa. / Central Catholic
0	KING, Trey ..... WR	31	Antonio Epps	DB	5-10	195	R-Fr.	Liberty Borough, Pa. / South Allegheny
16	KNIGHT, Rahmiere..... WR	32	Michael Berarducci	K/P	5-10	185	So.	Allison Park, Pa. / St. Augustine (Fla.)
24	KUHN, Troy.....TE	33	Luke Harris	LB	6-0	220	So.	Pittsburgh, Pa. / Central Catholic
97	KURZINGER, Kevin .....DL	34	Jaden Keating	DB	5-11	180	R-Fr.	Pittsburgh, Pa. / Upper St. Clair (WVU)
28	LACARTE, Ben.....DB	35	Jason Sweeney	DB	6-2	200	So.	Pittsburgh, Pa. / Upper St. Clair
51	LEHNER, Aiden.....DL	36	Milan Summers	LB	5-10	225	So.	Greensboro, N.C. / Dudley
39	LENOSKI, Jonathan ..... LB	37	Sam Neill	DB	6-0	180	So.	Pine Township, Pa. / Pine-Richland
54	LENZ, Connor.....DL	38	Alex Ludwick	WR	5-9	160	So.	Pittsburgh, Pa. / Shady Side Academy
18	LEOPOLD, Nick..... WR	39	Jonathan Lenoski	LB	6-2	215	Sr.	Pittsburgh, Pa. / Northgate (Erie C.C.)
86	LISGAR, Riley..... WR	40	Jaheim Williams	LB	6-1	230	R-Fr.	Erie, Pa. / Cathedral Prep
5	LOPEZ, Ryan.....DL	41	Cole Feldstein	LS	5-10	200	Fr.	Pittsburgh, Pa. / Central Catholic
29	LOWERY, Malichi ..... DB	42	Anthony Dellovade	LB	6-2	210	Jr.	Oakdale, Pa. / West Allegheny





#	Name.....Pos.	#	Name	Pos.	Ht.	Wt.	Yr.	Hometown/High School (Transfer)
2	LOWERY, Tim.....DB	43	Seth Bolin	LB	6-0	195	So.	Gibsonia, Pa. / Pine-Richland
4	LUCAS, Billy.....RB	44	Gianni Rizzo	LB	6-2	225	So.	North Huntingdon, Pa. / Norwin (Youngstown St.)
38	LUDWICK, Alex.....WR	45	Dom Fusca	LB	5-10	210	Fr.	West Palm Beach, Fla. / Cardinal Newman
77	LUMIA, Vincent.....OL	46	Marshal Jones	DB	5-8	165	So.	Burlington, N.J. / Burlington Township
85	LUTZ, Logan.....TE	47	Ty Regan	DB	6-0	175	So.	Dillsburg, Pa. / Northern York
6	MACKLIN, Damon.....RB	48	J.T. Cooper	TE	6-1	255	So.	Hurricane, W.Va. / Hurricane
14	MCCOY, Rafael.....WR	50	Greg Poland	OL	6-8	285	R-Fr.	Buffalo, N.Y. / St. Joseph's Collegiate (Susquehanna)
57	McLAURIN, Cameron...OL	51	Aiden Lehner	DL	6-2	240	Fr.	Franklin, Tenn. / Page
8	MENDERS JR., Dwayne.WR	52	Anthony Celletti	OL	6-2	280	Fr.	Bethel Park, Pa. / Bethel Park
52	METZ, Alijah.....DL	52	Alijah Metz	DL	6-3	210	So.	Cumberland, Md. / Fort Hill (Saint Francis U)
11	MISCHLER, Joe.....QB	53	Jayden Johnson	LB	6-0	240	Sr.	Linden, N.J. / Mater Dei Prep (Marist)
27	MUEHLBAUER, Jon.....DB	54	Connor Lenz	DL	6-2	230	Fr.	Gibsonia, Pa. / Pine-Richland
37	NEILL, Sam.....DB	54	Gary Satterwhite III	OL	6-1	295	So.	Farrell, Pa. / Farrell
13	NELSON, Evan.....QB	55	Matt Fest	OL	6-3	285	Gr.	New Hope, Pa. / New Hope-Solebury (Lehigh)
23	OJINNAKA, Clemente...DL	55	Alex Reese III	DL	6-3	290	Fr.	Cleveland, Ohio / Euclid
58	OLAN, Brian.....DL	56	Brian Beidatsch, Jr.	OL	6-4	280	Fr.	Greenfield, Wisc. / Marquette University HS
59	OLIVER, Chris.....OL	57	Cameron McLaurin	OL	6-2	260	So.	McKees Rocks, Pa. / Montour
63	O'NEIL, Ethan.....OL	58	Brian Olan	DL	6-3	230	Fr.	Cranberry Township, Pa. / Seneca Valley
12	PADEZAN, Tyler.....WR	59	Chris Oliver	OL	6-4	295	So.	Erie, Pa. / Cathedral Prep (Bowling Green)
6	PALMER, Noah.....DL	63	Ethan O'Neil	OL	6-1	265	So.	Pittsburgh, Pa. / Pine-Richland
7	PERRANTES, Darius....QB	64	Michael Dorundo	OL	6-2	275	So.	Gibsonia, Pa. / Pine-Richland
30	PITTS, Antonio.....DB	65	Pierce Greiner	OL	6-5	310	Fr.	Crafton, Pa. / Carlynton
50	POLAND, Greg.....DB	66	Shawn Jones	OL	6-2	280	Jr.	Dalton, Pa. / Lackawanna Trail
26	PROCTOR Jr., Nathan...DL	67	Matthew Castelnovo	K	6-0	195	Fr.	Mars, Pa. / Central Catholic
55	REESE III, Alex.....DL	69	Josh Zacher	OL	6-3	300	Gr.	Livingston, N.J. / Livingston (Shippensburg)
47	REGAN, Ty.....DB	70	Evan Azzara	OL	6-6	285	R-Fr.	Plum, Pa. / Plum Borough (Miami (Ohio))
18	RITTS, Jake.....QB	72	Nolan Vigliotti	LS	6-2	260	So.	Pittsburgh, Pa. / Central Catholic
44	RIZZO, Gianni.....LB	74	Jack Dilts	OL	6-5	250	So.	Vandergrift, Pa. / Kiski Area
54	SATTERWHITE III, Gary..OL	75	Max Baker	OL	6-1	275	So.	Pittsburgh, Pa. / Mt. Lebanon
93	SCHARRITER, Colin.....DL	76	John Swisher	OL	6-2	280	Fr.	Gibsonia, Pa. / Pine-Richland
19	SCHMITT, Matt.....WR	77	Vincent Lumia	OL	6-3	290	Jr.	Riviera Beach, Fla. / Suncoast
15	SHARP, Max.....DB	78	Michael Fallah	OL	6-4	290	So.	Ramsey, N.J. / Don Bosco Prep
80	SMITH, Andrew.....K	80	Andrew Smith	K/P	6-6	225	So.	Mentor, Ohio / Mentor
24	SMITH, Evan.....LB	81	Keshawn Brown	WR	5-8	150	R-Fr.	Hallandale, Fla. / Champagnat Catholic
	STANLEY, Donovan.....DB	81	Aaron Stasko	LS	6-3	200	Fr.	Murrysville, Pa. / Greensburg Central Catholic
81	STASKO, Aaron.....LS	82	Lamere Byrd	WR	5-8	145	Fr.	Erie, Pa. / Mercyhurst Prep
21	STROZIER, Malik.....DB	83	Joey Corado	K/P	5-9	200	So.	Hershey, Pa. / Hershey
4	STUMP, Shane.....LB	84	Alex Gochis	WR	6-3	190	Fr.	Pittsburgh, Pa. / Pine-Richland
36	SUMMERS, Milan.....LB	85	Logan Lutz	TE	6-3	225	So.	Grove City, Pa. / Grove City
35	SWEENEY, Jason.....DB	86	Riley Lisgar	WR	5-8	170	Fr.	Swedesboro, N.J. / St. Augustine Prep
76	SWISHER, John.....OL	88	Quan Easterling	TE	6-3	230	Gr.	Akron, Ohio / Archbishop Hoban (Wisconsin)
29	THOMAS, Malik.....RB	90	Jay Vance	DL	6-2	245	Sr.	Fresno, Calif. / Edison (Reedley College)
	TOWNSEND, DeMarcus...RB	91	Brian Bruzdewicz	K/P	6-1	180	Jr.	McMurray, Pa. / Peters Township
90	VANCE, Jay.....DL	92	Nicolas Gutierrez	K/P	6-2	260	So.	Mexico City, Mexico / Tec de Monterrey
72	VIGLIOTTI, Nolan.....LS	93	Colin Scharritter	DL	6-1	250	Fr.	White Oak, Pa. / McKeesport
17	WADE III, Wayne.....DB	94	Maxi Hradecny	DL	6-2	315	Sr.	Vienna, Austria / Evangelisches Gymnasium
9	WARE, Damarcus.....RB	97	Kevin Kurzinger	DL	6-2	255	So.	State College, Pa. / State College Area
3	WEBB, Ryan.....DB	99	Logan Clark	DL	6-3	260	So.	McMurray, Pa. / Peters Township
40	WILLIAMS, Jaheim.....LB		Donovan Stanley	DB	6-0	175	So.	Euclid, Ohio / St. Edward
69	ZACHER, Josh.....OL		DeMarcus Townsend	RB	5-10	220	Jr.	Naples, Fla. / Palmetto Ridge (FIU)

PRONUNCIATION GUIDE

1	ruh-MAHN Hart, Jr.	23	cluh-MEN-tay oh-jin-AH-kuh	69	Josh ZACK-er
3	ab-DOOL juh-NUH	27	Jon MULE-bow-er	70	Evan uh-ZARE-uh
6	duh-MAHN Macklin	32	Michael bare-are-DOO-chee	72	Nolan VIG-lee-oti
7	Darius per-EN-tez	36	mih-LON Summers	77	Vincent loo-ME-uh
10	Ryan EYE-uh-cone	40	juh-HEEM Williams	78	Michael FAL-luh
11	Joe MISH-ler	42	Anthony DELL-uh-vade	83	Alex GO-chiss
12	Tyler PAD-eh-zan	43	Seth BOE-lin	85	Logan LUHTZ
16	ruh-MEER Knight	47	Ty REE-gihn	91	Brian BRUZ-duh-witz
21	mu-LEEK STROH-zer	56	Brian BUY-datch	94	Maxi hruh-DETCHEE-nee
22	Ezekiel DOW-er (rhymes with "SOUR")	64	Michael duh-RUN-doe		





## DUQUESNE DEPTH CHART

### GAME 7 / AT CENTRAL CONNECTICUT STATE

#### OFFENSE

<b>LT</b>	<b>59</b>	<b>Chris OLIVER</b> John SWISHER	<b>SO / 6-4 / 295</b> FR / 6-2 / 280
<b>LG</b>	<b>69</b>	<b>Josh ZACHER</b> Shawn JONES	<b>GR / 6-3 / 300</b> JR / 6-2 / 280
<b>C</b>	<b>64</b>	<b>Michael DORUNDO</b> Cameron MCLAURIN	<b>SO / 6-2 / 275</b> SO / 6-2 / 260
<b>RG</b>	<b>55</b>	<b>Matt FEST</b> Brian BEIDATSCH, JR.	<b>GR / 6-3 / 285</b> FR / 6-4 / 280
<b>RT</b>	<b>77</b>	<b>Vincent LUMIA</b> Gary SATTERWHITE III	<b>JR / 6-3 / 290</b> SO / 6-1 / 295
<b>TE</b>	<b>88</b>	<b>Quan EASTERLING</b> Logan LUTZ	<b>GR / 6-3 / 230</b> SO / 6-3 / 225
<b>WR</b>	<b>8</b>	<b>Dwayne MENDERS JR.</b> Rafael MCCOY	<b>SR / 5-10 / 170</b> R-FR / 5-11 / 175
<b>WR</b>	<b>3</b>	<b>Abdul JANNEH</b> Jalin COOPER	<b>SO / 6-3 / 170</b> JR / 6-4 / 190
<b>WR</b>	<b>1</b>	<b>Rahmon HART JR.</b> Nick LEOPOLD	<b>SO / 6-3 / 215</b> SO / 5-9 / 165
<b>RB</b>	<b>4</b>	<b>Billy LUCAS</b> DeMarcus WARE	<b>SO / 6-0 / 205</b> GR / 5-10 / 195
<b>QB</b>	<b>11</b>	<b>Joe MISCHLER</b> Darius PERRANTES	<b>JR / 5-11 / 190</b> SO / 6-0 / 220

#### DEFENSE

<b>DE</b>	<b>16</b>	<b>A.J. ACKERMAN</b> Noah PALMER	<b>SO / 6-5 / 310</b> JR / 6-4 / 255
<b>NT</b>	<b>5</b>	<b>Ryan LOPEZ</b> Alex REESE III	<b>JR / 6-3 / 285</b> FR / 6-3 / 290
<b>DE</b>	<b>26</b>	<b>Nathan PROCTOR JR.</b> Kevin KURZINGER	<b>SR / 6-2 / 260</b> SO / 6-2 / 255
<b>OLB</b>	<b>9</b>	<b>Todd HILL</b> Milan SUMMERS	<b>JR / 5-10 / 240</b> SO / 5-10 / 220
<b>ILB</b>	<b>42</b>	<b>Anthony DELLOVADE</b> Jayden JOHNSON	<b>JR / 6-2 / 205</b> SR / 6-0 / 240
<b>ILB</b>	<b>4</b>	<b>Shane STUMP</b> Gianni RIZZO	<b>SO / 6-1 / 205</b> SO / 6-2 / 225
<b>OLB</b>	<b>7</b>	<b>Lucas D'ORAZIO</b> Ty HOWARD	<b>SR / 6-2 / 230</b> FR / 6-0 / 195
<b>CB</b>	<b>8</b>	<b>Ayden GARNES</b> Malichi LOWERY	<b>SO / 6-0 / 170</b> SO / 5-10 / 165
<b>FS</b>	<b>1</b>	<b>Jeremiah JOSEPHS</b> Jon MUEHLBAUER	<b>JR / 5-11 / 170</b> GR / 6-0 / 190
<b>SS</b>	<b>13</b>	<b>CJ BARNES</b> Ezekiel DAURE	<b>FR / 5-11 / 185</b> JR / 5-10 / 185
<b>CB</b>	<b>3</b>	<b>Ryan WEBB</b> Sam NEILL	<b>GR / 5-9 / 170</b> SO / 6-0 / 180

#### SPECIALISTS

<b>PK</b>	<b>91</b>	<b>Brian BRUZDEWICZ</b> Andrew SMITH	<b>JR / 6-1 / 175</b> SO / 6-6 / 205	<b>P</b>	<b>32</b>	<b>Michael BERARDUCCI</b> Joey CORADO	<b>SO / 5-10 / 180</b> SO / 5-9 / 170
<b>KO</b>	<b>80</b>	<b>Andrew SMITH</b> Joey CORADO	<b>FR / 6-6 / 205</b> SO / 5-9 / 170	<b>KR</b>	<b>8</b>	<b>Dwayne MENDERS JR.</b> Ayden GARNES	<b>SR / 5-10 / 170</b> SO / 6-0 / 170
<b>LS</b>	<b>39</b>	<b>Jonathan LENOSKI</b> Aaron STASKO	<b>SR / 6-2 / 215</b> FR / 6-3 / 200	<b>PR</b>	<b>8</b>	<b>Dwayne MENDERS JR.</b> Nick LEOPOLD	<b>SR / 5-10 / 170</b> SO / 5-9 / 165
<b>H</b>	<b>0</b>	<b>Trey KING</b>	<b>SO / 6-0 / 180</b>				





### DUQUESNE IN THE SPORTS NETWORK FCSTOP-10 MID-MAJOR POLL FROM 2001-2007

Duquesne was the only school to appear in every Sports Network FCS Top-10 Mid-Major Final Poll. The Dukes, who claimed the 2003 Mid-Major National Championship, finished in the top five six times. DU spent a total of 14 weeks at the top of the poll (three weeks in 2001, eight weeks in 2002, one week in 2003 and two weeks in 2004):

2001	8-3	.....	No. 4
2002	11-1	.....	No. 2
2003	8-3	.....	No. 1
2004	7-3	.....	No. 5
2005	7-3	.....	No. 3
2006	7-3	.....	No. 6
2007	6-4	.....	No. 8

### MOST APPEARANCES IN THE IN THE FINAL POLL

Duquesne	.....	7
Dayton	.....	6
Morehead State	.....	6
San Diego	.....	6
Albany	.....	5
Monmouth	.....	5

### New York U's Famous Jinx Rocks Tech Hopes, 6-0 DUKES SURPRISE PITT, 21-13



**The Press Sports**  
PITTSBURGH, PA., SUNDAY, OCTOBER 21, 1939 PAGE 3

**Barmak-Galu Lateral Produces Only Score**  
Play Goes 23 Yards for Touchdown, and

**Football Results**  
LOCAL  
PITTSBURGH, PA., SUNDAY, OCTOBER 21, 1939

**Miracle Man Donelli**  
"Buff" Proves His Dukes for Fighting From Behind To Defeat "Mighty Good Football Team"

**Hilltoppers Fight Back To Wipe Away 13-0 Lead**  
Rokisky Furnishes Placement Points and

### DUKES DOWN NO. 1

Duquesne is one of a few schools that boasts a victory over The Associated Press' top-ranked team. On Oct. 21, 1939 the Dukes, coming off a 7-0 victory over Manhattan at the Polo Grounds, stunned No. 1 Pitt 21-13 at Pitt Stadium. The loss dropped the Panthers - who had claimed an AP national championship in 1937 - to No. 18 the ensuing week. Three weeks later, Pitt severed football relations with Duquesne ending the six-game series which the Panthers led 4-2. According to an AP story in the Nov. 8 New York Times: "No reasons were announced for the break, which became known at a meeting between athletic directors Jimmy Hagan of Pitt and Aldo (Buff) Donelli of Duquesne." Duquesne, which split its last four games against its cross-town rival (DU handed 8-1-1 Pitt its lone loss in the Panthers' 1936 national championship season by a 7-0 score) completed the '39 season ranked No. 10 in the final AP poll at 8-0-1. The lone blemish was a 10-10 tie at Detroit in the season finale. Pitt finished the year 5-4.

### DUQUESNE IN THE FINAL AP POLL FIRST POLL WAS IN 1936

Duquesne finished ranked among the Top 10 teams in the nation twice in a span of three years prior to World War II. The 1936 Dukes defeated Mississippi State in the Orange Bowl, the '39 Duquesne team's tie came in the final game of the season and the 1941 DU team was one of three undefeated, untied teams at the end of the regular season:

1936	8-3	.....	No. 4
1939	11-1	.....	No. 2
1941	8-3	.....	No. 1

The 1941 Dukes were crowned the nation's No. 1 team according to the Massey Ratings.

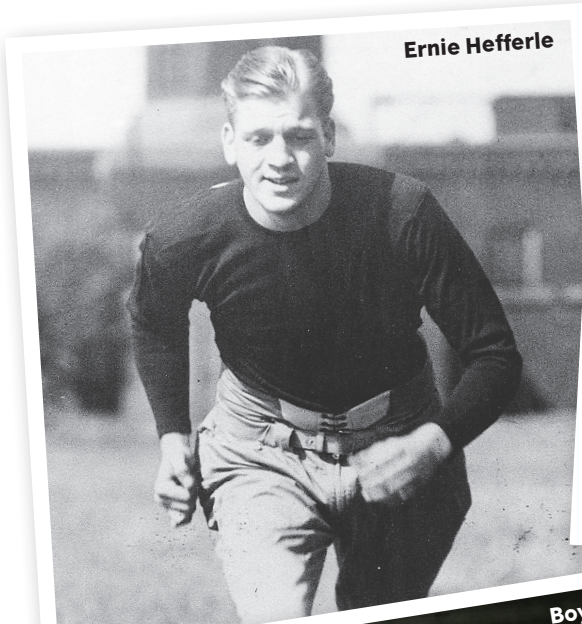
### DUQUESNE AND THE STEELERS' FIRST AFRICAN-AMERICAN PLAYER

*by Mike Macklin, Senator John Heinz History Center,  
Feb. 7, 2008 Pittsburgh Post-Gazette*


Fourteen years before Jackie Robinson broke professional baseball's color barrier, Ray Kemp became the first African-American player for the Pittsburgh Steelers - then known as the Pirates. Kemp, a graduate of Cecil High School, planned to go to law school following his graduation from Duquesne University in 1931, but Art Rooney asked Kemp to play for his semipro team, the J.P. Rooneys, while attending law school. When Rooney got the charter for a pro franchise in 1933, Kemp was invited to play, becoming one of just two African Americans in the NFL. Kemp's brief career lasted just four games during the franchise's inaugural season. The following year, Kemp was hired as the head football coach at Bluefield State College in West Virginia, where he led the Blues to an 8-0-1 record in the first of a 39-year coaching career. After Kemp left Pittsburgh following the 1933 season, there were no African-American players in the NFL until 1946.



*Former Duke Ray Kemp was the first African-American to play for the Pittsburgh Steelers.*




**Ernie Hefferle**




**1936 Dukes  
1937 Orange Bowl Champs**

**DUQUESNE UNIVERSITY 1936 FOOTBALL SQUAD**

FIRST ROW: MKEETA, ZOPPETTI, TENROWE, HEFFERLE, GOODMAN, VAIRO, BASRAK, GONFATH, DILLON, PERKO, LAPUTKA, AIRRANT, BRIDER  
 SECOND ROW: BERANDELLI, AMANN, MATSIC, TANMAS, PLATONIS, HORN, BASHO, SUBRANO, DARRON, LHOEST, MARUEL, ROTONI, MARABERI  
 THIRD ROW: HEAD COACH JOHN P. SMITH, GAITHERFIELD, MINWICK, MANDONE, UPIK, GRABINSKI, KIRSLING, GECHZLOFF, MORRIS, KARIS, PATIOLA



**Boyd Brumbaugh**



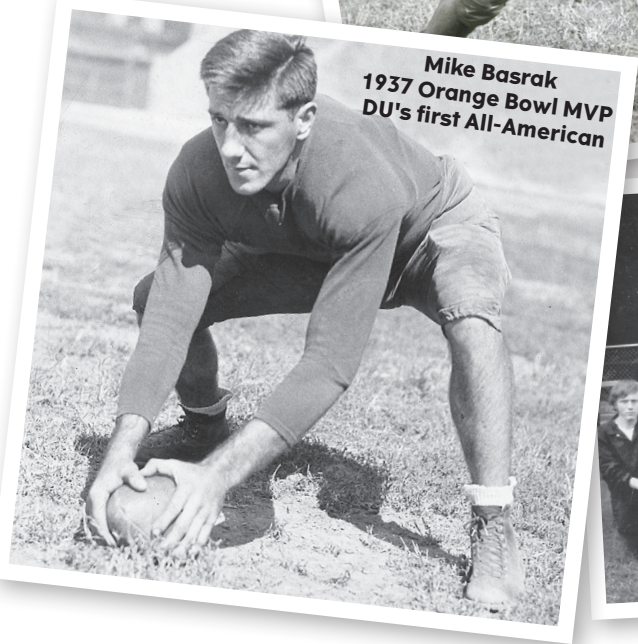
**Nightriders**

Clark.  
(C) 1930

Benedict.  
(C) 1930

*Duquesne's "Night Riders" play first night football game in Pgh.*

**Boyd Brumbaugh hit Ernie Hefferle with a late 72-yard touchdown pass to give the Dukes a 13-12 win over Mississippi State in the 1937 Orange Bowl.**



**Mike Basrak  
1937 Orange Bowl MVP  
DU's first All-American**



**1973 Club Champs**





Merrimack (4-2 , 2-0) -vs- Duquesne (1-5 , 0-2)
10/08/2022 at Pittsburgh, Pennsylvania (Arthur J. Rooney Field)

Date: 10/08/2022
Site: Pittsburgh, Pennsylvania (Arthur J. Rooney Field)
Attendance: 2,679

Score By Quarters table with columns: 1st, 2nd, 3rd, 4th, Total. Rows for MER and DUQ.

Scoring Summary

Scoring Summary table with columns: Qtr, Time, Scoring Play, MER, DUQ. Lists plays and scores for each quarter.

Kickoff Time: 01:02 PM End of Game: 04:19 PM Duration: 03:17
Referee: Barta,Travis Line Judge: Capon,Bradley Side Judge: Drury,Chuck Umpire: Reese,Kevin
Back Judge: Crimi,Jerome Score Keeper: Linesman: Perko,Ethan Field Judge: Williams,Damany
Wind: N 5mph Weather: Sunny

Individual Offense

Merrimack

Duquesne

Passing table for Merrimack with columns: Cmp, Att, Yds, TD, INT, Long, Sack.

Passing table for Duquesne with columns: Cmp, Att, Yds, TD, INT, Long, Sack.

Rushing table for Merrimack with columns: Att, Gain, Loss, Net, TD, Lg, Avg.

Rushing table for Duquesne with columns: Att, Gain, Loss, Net, TD, Lg, Avg.

Receiving table for Merrimack with columns: Rec, Yds, TD, Long.

Receiving table for Duquesne with columns: Rec, Yds, TD, Long.

Punting table for Merrimack with columns: Punts, Yds, Avg, Long, In, 20, TB, 50+, Yds.

Punting table for Duquesne with columns: Punts, Yds, Avg, Long, In, 20, TB, 50+, Yds.

Punts | Kickoffs | Interceptions

Punts | Kickoffs | Interceptions



Individual Defensive

Merrimack	Solo	Ast	Tot	TFL/Yds	Sack/Yds	FF	FR-Yds	INT	BrUp	Blkd	QH
Williams,Donte	4	2	6	1.0/1	-/-	-	-/-	-	1	-	1
Samson,Rodney	5	1	6	2.0/5	-/-	-	-/-	-	-	-	-
Taylor,Myles	3	2	5	0.5/1	-/-	-	-/-	-	-	-	-
Sabri,Malek	3	1	4	1.0/3	-/-	-	-/-	-	-	-	-
Roberts,Brandon	2	2	4	-/-	-/-	-	-/-	-	-	-	-
Witherstone,Anthony	2	1	3	-/-	-/-	-	-/-	-	1	-	-
Palanica Jr.,Nate	3	-	3	-/-	-/-	-	-/-	-	-	-	-
Rosemond Jr.,Garry	2	-	2	-/-	-/-	-	-/-	-	-	-	-
Thompson,Jay	1	1	2	-/-	-/-	-	-/-	-	1	-	-
Matthews,Wes	2	-	2	1.0/1	-/-	-	-/-	-	-	-	-
Williams,Damien	2	-	2	-/-	-/-	-	-/-	-	-	-	-
Dunn,Jared	2	-	2	-/-	-/-	-	-/-	-	-	-	-
Aduaka,Chiebuka	1	1	2	-/-	-/-	-	1/-	-	-	-	1
Nyamwaya,James	2	-	2	1.0/4	1.0/4	1	-/-	-	-	-	-
Cooper,Kenneth	1	-	1	-/-	-/-	-	-/-	-	-	-	-
Jordan III,Tre	-	1	1	0.5/-	-/-	-	-/-	-	-	-	-
Sims,Kendal	1	-	1	-/-	-/-	-	-/-	-	-	-	-
Gamble,Maverick	1	-	1	1.0/5	-/-	1	-/-	-	-	-	-
Riggs,Jordan	1	-	1	1.0/8	1.0/8	-	-/-	-	-	-	-
Harvey,Nathan	1	-	1	-/-	-/-	-	-/-	-	-	-	-
Smith,Christian	-	1	1	-/-	-/-	-	-/-	-	-	-	-
Wilson,Myles	-	1	1	-/-	-/-	-	-/-	-	-	-	-
Wadley,Donovan	-	-	-	-/-	-/-	-	-/-	-	-	-	-
Dawson,Victor	-	-	-	-/-	-/-	-	-/-	-	-	-	-
Fisher,Hayden	-	-	-	-/-	-/-	-	-/-	-	-	-	-
Davis,Liam	-	-	-	-/-	-/-	-	-/-	-	-	-	-
<b>Totals</b>	<b>39</b>	<b>14</b>	<b>53.0</b>	<b>9.0/28</b>	<b>2.0/12</b>	<b>2</b>	<b>1/-</b>	<b>-</b>	<b>3</b>	<b>-</b>	<b>2</b>

Duquesne	Solo	Ast	Tot	TFL/Yds	Sack/Yds	FF	FR-Yds	INT	BrUp	Blkd	QH
Barnes,CJ	6	4	10	-/-	-/-	-	-/-	-	-	-	-
Stump,Shane	3	5	8	0.5/-	-/-	-	-/-	-	-	-	-
Carson,Jaalen	5	2	7	-/-	-/-	1	-/-	-	-	-	-
Johnson,Jayden	4	1	5	-/-	-/-	-	-/-	-	-	-	-
Howard,Ty	2	2	4	-/-	-/-	-	-/-	-	-	-	1
Muehlbauer,Jon	1	3	4	-/-	-/-	-	-/-	-	-	-	-
Rizzo,Gianni	1	3	4	-/-	-/-	-	-/-	-	-	-	-
Lopez,Ryan	-	3	3	-/-	-/-	-	-/-	-	-	-	1
Williams,Jaheim	1	2	3	-/-	-/-	-	-/-	-	-	-	-
Kurzinger,Kevin	2	1	3	1.5/3	-/-	-	-/-	-	-	-	-
Webb,Ryan	2	-	2	-/-	-/-	-	-/-	-	1	-	-
Garnes,Ayden	2	-	2	-/-	-/-	-	1/5	-	-	-	-
Hill,Todd	1	1	2	-/-	-/-	-	-/-	-	-	-	-
Ackerman,A.J.	1	1	2	1.0/4	-/-	-	-/-	-	-	-	-
Dellovade,Anthony	1	1	2	-/-	-/-	-	-/-	-	-	-	-
Reese,Alex	1	1	2	-/-	-/-	-	-/-	-	-	-	-
Josephs,Jeremiah	-	1	1	-/-	-/-	-	-/-	1-0	-	-	-
Lucas,Billy	1	-	1	1.0/3	1.0/3	-	-/-	-	-	-	-
Palmer,Noah	1	-	1	-/-	-/-	-	-/-	-	-	-	-
Iacone,Ryan	1	-	1	-/-	-/-	-	-/-	-	-	-	-
Proctor,Nathan	-	1	1	-/-	-/-	-	-/-	-	-	-	-
Neill,Sam	1	-	1	-/-	-/-	-	-/-	-	-	-	-
Janneh,Abdul	-	-	-	-/-	-/-	-	-/-	-	-	-	-
Menders,Dwayne	-	-	-	-/-	-/-	-	-/-	-	-	-	-
Bruzdewicz,Brian	-	-	-	-/-	-/-	-	-/-	-	-	-	-
<b>Totals</b>	<b>37</b>	<b>32</b>	<b>69.0</b>	<b>4.0/10</b>	<b>1.0/3</b>	<b>1</b>	<b>1/5</b>	<b>1-0</b>	<b>1</b>	<b>-</b>	<b>2</b>





Central Conn. St. (3-7 , 3-3) -vs- Duquesne (6-3 , 4-2)  
11/13/2021 at Pittsburgh, Pennsylvania (Arthur J. Rooney Field)

Date: 11/13/2021  
Site: Pittsburgh, Pennsylvania (Arthur J. Rooney Field)  
Attendance: 1,114

Score By Quarters	1st	2nd	3rd	4th	Total
CCS	0	17	3	7	27
DUQ	3	7	7	14	31

Scoring Summary

Qtr	Time	Scoring Play	CCS	DUQ
1st	10:58	DUQ - Smith,Andrew 31 yd field goal 9 plays, 68 yards, TOP 03:55	0	3
2nd	14:56	CCS - Zoppi,Joseph 33 yd field goal 13 plays, 54 yards, TOP 06:35	3	3
2nd	10:31	CCS - Zidor,Theo 25 yd pass from Mitchell,Shon (Zoppi,Joseph kick) 3 plays, 80 yards, TOP 01:34	10	3
2nd	05:54	CCS - James,Tyshaun 48 yd pass from Mitchell,Shon (Zoppi,Joseph kick) 5 plays, 71 yards, TOP 03:01	17	3
2nd	00:10	DUQ - Henderson,Davie 10 yd pass from Perrantes,Darius (Smith,Andrew kick) 12 plays, 80 yards, TOP 01:42	17	10
3rd	08:14	DUQ - Henderson,Davie 10 yd pass from Perrantes,Darius (Smith,Andrew kick) 8 plays, 49 yards, TOP 03:58	17	17
3rd	00:40	CCS - Zoppi,Joseph 35 yd field goal 9 plays, 39 yards, TOP 04:44	20	17
4th	10:14	DUQ - Lucas,Billy 2 yd run (Smith,Andrew kick), 10 plays, 43 yards, TOP 05:17	20	24
4th	09:59	CCS - Petteway,Kyren 81 yd kickoff return (Zoppi,Joseph kick)	27	24
4th	00:29	DUQ - Holder,Cyrus 30 yd pass from Perrantes,Darius (Smith,Andrew kick) 6 plays, 61 yards, TOP 01:22	27	31

Kickoff Time: 12:06 PM End of Game: 03:39 PM Duration: 03:33  
Referee: Barta,Travis Line Judge: Lutz,Richard Side Judge: Holtz,Andrew Umpire: Kusniez,Tim  
Back Judge: Crimi,Jerome Score Keeper: Linesman: Pidcoe,Jim Field Judge: Lee,Darryl  
Temperature: 42 Wind: W 16mph Weather: Snow

Individual Offense

Central Conn. St.

Passing	Cmp	Att.	Yds.	TD	INT	Long	Sack
Mitchell,Shon	15	27	276	2	0	49	1
Williams,Romelo	0	2	0	0	0	0	0
<b>Totals</b>	<b>15</b>	<b>29</b>	<b>276</b>	<b>2</b>	<b>0</b>	<b>49</b>	<b>1</b>

Rushing	Att.	Gain	Loss	Net	TD	Lg.	Avg.
Smith,Nasir	15	76	4	72	0	12	4.8
Mitchell,Shon	8	29	7	22	0	13	2.8
Dawson,Aaron	8	24	3	21	0	9	2.6
Williams,Romelo	3	19	0	19	0	11	6.3
James,Tyshaun	1	0	1	-1	0	0	-1.0
TEAM	1	0	1	-1	0	0	-1.0
<b>Totals</b>	<b>36</b>	<b>148</b>	<b>16</b>	<b>132</b>	<b>0</b>	<b>13</b>	<b>3.7</b>

Receiving	Rec.	Yds	TD	Long.
James,Tyshaun	7	169	1	49
Dolegala,Jadd	1	42	0	42
Zidor,Theo	1	25	1	25
Petteway,Kyren	2	16	0	10
Surratt,Erik	1	16	0	16
Smith,Nasir	1	6	0	6
Williams,Isiah	1	4	0	4
Huston,Kenyata	0	0	0	0
Marsh,Paul	0	0	0	0
Dawson,Aaron	1	-2	0	0
<b>Totals</b>	<b>15</b>	<b>276</b>	<b>2</b>	<b>49</b>

Duquesne

Passing	Cmp	Att.	Yds.	TD	INT	Long	Sack
Perrantes,Darius	24	48	329	3	1	30	1
<b>Totals</b>	<b>24</b>	<b>48</b>	<b>329</b>	<b>3</b>	<b>1</b>	<b>30</b>	<b>1</b>

Rushing	Att.	Gain	Loss	Net	TD	Lg.	Avg.
Lucas,Billy	18	63	3	60	1	7	3.3
Berarducci,Michael	1	19	0	19	0	19	19.0
Owens,Garrett	5	9	0	9	0	4	1.8
Perrantes,Darius	2	3	10	-7	0	3	-3.5
<b>Totals</b>	<b>26</b>	<b>94</b>	<b>13</b>	<b>81</b>	<b>1</b>	<b>19</b>	<b>3.1</b>

Receiving	Rec.	Yds	TD	Long.
Holder,Cyrus	5	114	1	30
Gill,Wykeen	6	84	0	30
Henderson,Davie	6	63	2	29
Thieman,Dominic	3	33	0	16
Owens,Garrett	3	20	0	14
O'Malley,Bill	1	15	0	15
Lucas,Billy	0	0	0	0
<b>Totals</b>	<b>24</b>	<b>329</b>	<b>3</b>	<b>30</b>





Individual Defensive

Central Conn. St.	Solo	Ast	Tot	TFL/Yds	Sack/Yds	FF	FR-Yds	INT	BrUp	Blkd	QH
Cabral-Martin,Jonathan	6	1	7	-/-	-/-	-	-/-	-	1	-	-
Jalloh,Foday	5	-	5	-/-	-/-	-	-/-	-	-	-	-
Brown,Jahlil	4	1	5	-/-	-/-	-	-/-	-	1	-	-
Boatwright,Tyler	5	-	5	-/-	-/-	-	-/-	-	-	-	-
Umunakwe,Chizurum	5	-	5	1.0/10	1.0/10	-	-/-	-	-	-	-
Washington,Luquay	3	-	3	-/-	-/-	-	-/-	-	-	-	-
Washington,Noah	3	-	3	-/-	-/-	-	-/-	-	-	-	-
Smith,Tyler	2	1	3	-/-	-/-	-	-/-	-	-	-	1
Jones,Tre	2	-	2	1.0/3	-/-	-	-/-	-	-	-	1
Apari,Kelvin	1	-	1	-/-	-/-	-	-/-	-	-	-	-
Abdulaziz,Rani	1	-	1	-/-	-/-	-	-/-	-	1	-	-
Gunn,Kaiyon	1	-	1	-/-	-/-	-	-/-	1-0	-	-	1
Coward,Niam	1	-	1	-/-	-/-	-	-/-	-	-	-	-
Johnson,Naj	1	-	1	-/-	-/-	-	-/-	-	-	-	-
Haberman,Ethan	1	-	1	-/-	-/-	-	-/-	-	-	-	-
Stuhldreer,Michael	-	1	1	-/-	-/-	-	-/-	-	-	-	-
Okorji,Ifeanyi	1	-	1	-/-	-/-	-	-/-	-	-	-	1
James,Tyshaun	-	-	-	-/-	-/-	-	-/-	-	-	-	-
Petteway,Kyren	-	-	-	-/-	-/-	-	-/-	-	-	-	-
Zidor,Theo	-	-	-	-/-	-/-	-	-/-	-	-	-	-
Zoppi,Joseph	-	-	-	-/-	-/-	-	-/-	-	-	-	-
Williams,Jermaine	-	-	-	-/-	-/-	-	-/-	-	-	-	2
<b>Totals</b>	<b>42</b>	<b>4</b>	<b>46.0</b>	<b>2.0/13</b>	<b>1.0/10</b>	<b>-</b>	<b>-/-</b>	<b>1-0</b>	<b>3</b>	<b>-</b>	<b>6</b>

Duquesne	Solo	Ast	Tot	TFL/Yds	Sack/Yds	FF	FR-Yds	INT	BrUp	Blkd	QH
Worth,Jahan	6	1	7	1.0/2	-/-	-	-/-	-	-	-	-
Agoro,Temitope	4	3	7	-/-	-/-	-	-/-	-	1	-	-
Hill,Todd	4	2	6	1.0/1	-/-	-	-/-	-	-	-	1
Ackerman,A.J.	4	2	6	1.0/3	-/-	-	-/-	-	-	-	-
Lowery,Tim	4	-	4	1.0/1	-/-	-	1/-	-	3	-	-
Barnes,CJ	3	1	4	-/-	-/-	-	-/-	-	-	-	-
Garson,AJ	3	1	4	0.5/1	-/-	-	-/-	-	-	-	1
Hradecny,Maxi	3	-	3	2.0/3	1.0/2	1	-/-	-	-	-	-
Kurzinger,Kevin	2	1	3	0.5/2	-/-	-	-/-	-	-	-	-
Stump,Shane	2	-	2	-/-	-/-	-	-/-	-	-	-	-
Josephs,Jeremiah	1	-	1	-/-	-/-	-	-/-	-	-	-	-
DeBrito,Leandro	1	-	1	-/-	-/-	-	-/-	-	-	-	-
Johnson,TJ	1	-	1	-/-	-/-	-	-/-	-	-	-	-
Stanley,Donovan	1	-	1	-/-	-/-	-	-/-	-	-	-	-
Daure,Ezekiel	-	1	1	-/-	-/-	-	-/-	-	-	-	-
Iacone,Ryan	1	-	1	-/-	-/-	-	-/-	-	-	-	-
Henderson,Davie	-	-	-	-/-	-/-	-	-/-	-	-	-	-
Holder,Cyrus	-	-	-	-/-	-/-	-	-/-	-	-	-	-
Lucas,Billy	-	-	-	-/-	-/-	-	-/-	-	-	-	-
Smith,Andrew	-	-	-	-/-	-/-	-	-/-	-	-	-	-
<b>Totals</b>	<b>40</b>	<b>12</b>	<b>52.0</b>	<b>7.0/13</b>	<b>1.0/2</b>	<b>1</b>	<b>1/-</b>	<b>-</b>	<b>4</b>	<b>-</b>	<b>2</b>





### Team Results

	Date	Opponent		Score	Att.
	08/27/2022	at Florida St.	L	7-47	51207
	09/03/2022	at Youngstown St.	L	14-31	9835
	09/10/2022	Thomas More	W	34-14	1410
	09/17/2022	at Hawaii	L	14-24	8991
*	10/01/2022	at Stonehill	L	20-24	1696
*	10/08/2022	Merrimack	L	21-28	2679

### Rushing

Player	gp	att	gain	loss	net	avg	td	lg	avg/g
Billy Lucas	6	92	397	22	375	4.1	3	30	62.5
DeMarcus Ware	6	62	260	28	232	3.7	0	43	38.7
JaMario Clements	4	17	77	1	76	4.5	0	15	19.0
Dwayne Menders	6	11	63	11	52	4.7	0	16	8.7
DaMon Macklin	4	4	23	0	23	5.8	0	14	5.8
Darius Perrantes	5	5	23	4	19	3.8	0	13	3.8
Keshawn Brown	3	1	5	0	5	5.0	0	5	1.7
Joe Mischler	6	16	43	46	-3	-0.2	0	16	-0.5
<b>Total</b>	<b>6</b>	<b>208</b>	<b>891</b>	<b>112</b>	<b>779</b>	<b>3.7</b>	<b>3</b>	<b>43</b>	<b>129.8</b>
<b>Opponents</b>	<b>6</b>	<b>237</b>	<b>1404</b>	<b>141</b>	<b>1263</b>	<b>5.3</b>	<b>17</b>	<b>54</b>	<b>210.5</b>

### Passing

Player	gp	effic	comp-att-int	pct	yds	td	lg	avg/g
Joe Mischler	6	118.1	86-148-7	58.1	948	7	67	158.0
Darius Perrantes	5	96.5	17-43-3	39.5	245	3	48	49.0
<b>Total</b>	<b>6</b>	<b>113.2</b>	<b>103-191-10</b>	<b>53.9</b>	<b>1193</b>	<b>10</b>	<b>67</b>	<b>198.8</b>
<b>Opponents</b>	<b>6</b>	<b>118.1</b>	<b>82-136-6</b>	<b>60.3</b>	<b>921</b>	<b>4</b>	<b>51</b>	<b>153.5</b>

### Receiving

Player	gp	no.	yds	avg	td	lg	avg/g
Dwayne Menders	6	29	459	15.8	3	67	76.5
Abdul Jannah	6	28	376	13.4	6	48	62.7
DeMarcus Ware	6	11	56	5.1	0	12	9.3
Rahmon Hart Jr.	6	8	81	10.1	0	19	13.5
Billy Lucas	6	6	67	11.2	0	32	11.2
Jalin Cooper	5	5	48	9.6	0	19	9.6
Logan Lutz	6	5	31	6.2	0	12	5.2
Nick Leopold	6	4	47	11.8	0	17	7.8
Rafael McCoy	3	4	15	3.8	1	8	5.0
Trey King	6	1	5	5.0	0	5	0.8
JaMario Clements	4	1	1	1.0	0	1	0.3
Keshawn Brown	3	1	7	7.0	0	7	2.3
<b>Total</b>	<b>6</b>	<b>103</b>	<b>1193</b>	<b>11.6</b>	<b>10</b>	<b>67</b>	<b>198.8</b>
<b>Opponents</b>	<b>6</b>	<b>82</b>	<b>921</b>	<b>11.2</b>	<b>4</b>	<b>51</b>	<b>153.5</b>

### Game Records

Record	Overall	Home	Away	Neutral
ALL GAMES	1-5	1-1	0-4	0-0
CONFERENCE	0-2	0-1	0-1	0-0
NON-CONFERENCE	1-3	1-0	0-3	0-0

### Team Statistics

	DU	OPP
<b>First Downs</b>	<b>119</b>	<b>121</b>
Rushing	44	72
Passing	59	43
Penalty	16	6
<b>Rushing Yardage</b>	<b>779</b>	<b>1263</b>
Rushing attempts	208	237
Average per rush	3.7	5.3
Average per game	129.8	210.5
TDs Rushing	3	17
<b>Passing Yardage</b>	<b>1193</b>	<b>921</b>
Comp-Att-Int	103-191-10	82-136-6
Average per pass	6.2	6.8
Average per catch	11.6	11.2
Average per game	198.8	153.5
TDs Passing	10	4
<b>Total offense</b>	<b>1972</b>	<b>2184</b>
Average per play	4.9	5.9
Average per game	328.7	364.0
<b>Kick returns: #-Yards</b>	<b>15-273</b>	<b>17-223</b>
<b>Punt returns: #-Yards</b>	<b>8-57</b>	<b>3-26</b>
<b>Int returns: #-Yards</b>	<b>6-50</b>	<b>10-100</b>
<b>Fumbles-Lost</b>	<b>7-1</b>	<b>9-5</b>
<b>Penalties-Yards</b>	<b>25-190</b>	<b>33-296</b>
<b>Punts-Avg</b>	<b>28-32.9</b>	<b>21-40.9</b>
<b>Time of possession / game</b>	<b>31:12</b>	<b>28:48</b>
<b>3rd-down conversion</b>	<b>29/81</b>	<b>31/69</b>
<b>4rd-down conversion</b>	<b>4/8</b>	<b>4/7</b>
<b>PAT-attempts</b>	<b>(12-12) 100%</b>	<b>(21-21) 100%</b>
<b>2-point conversion-attempts</b>	<b>(1-1) 100%</b>	<b>(0-1) 0%</b>

### Interceptions

Player	no.	yds	avg	td	lg
Ryan Webb	2	50	25.0	0	50
Jon Muehlbauer	1	0	0.0	0	0
Jeremiah Josephs	1	0	0.0	0	0
Ayden Garnes	1	0	0.0	0	0
Sam Neill	1	0	0.0	0	0
<b>Total</b>	<b>6</b>	<b>50</b>	<b>8.3</b>	<b>0</b>	<b>50</b>
<b>Opponents</b>	<b>10</b>	<b>100</b>	<b>10.0</b>	<b>1</b>	<b>50</b>





## Team Statistics

	DU	OPP
<b>Scoring</b>	<b>110</b>	<b>168</b>
Points per game	18.3	28.0
Points Off Turnovers	27	21
<b>First Downs</b>	<b>119</b>	<b>121</b>
Rushing	44	72
Passing	59	43
Penalty	16	6
<b>Rushing Yardage</b>	<b>779</b>	<b>1263</b>
Yards gained rushing	891	1404
Yards lost rushing	112	141
Rushing attempts	208	237
Average per rush	3.7	5.3
Average per game	129.8	210.5
TDs Rushing	3	17
<b>Passing Yardage</b>	<b>1193</b>	<b>921</b>
Comp-Att-Int	103-191-10	82-136-6
Average per pass	6.2	6.8
Average per catch	11.6	11.2
Average per game	198.8	153.5
TDs Passing	10	4
<b>Total offense</b>	<b>1972</b>	<b>2184</b>
Total plays	399	373
Average per play	4.9	5.9
Average per game	328.7	364.0
<b>Kick returns: #-Yards</b>	<b>15-273</b>	<b>17-223</b>
<b>Punt returns: #-Yards</b>	<b>8-57</b>	<b>3-26</b>
<b>Int returns: #-Yards</b>	<b>6-50</b>	<b>10-100</b>
<b>Kick return average</b>	<b>18.2</b>	<b>13.1</b>
<b>Punt return average</b>	<b>7.1</b>	<b>8.7</b>
<b>Int return average</b>	<b>8.3</b>	<b>10.0</b>
<b>Fumbles-Lost</b>	<b>7-1</b>	<b>9-5</b>
<b>Penalties-Yards</b>	<b>25-190</b>	<b>33-296</b>
Average per game	31.7	49.3
<b>Punts-Yards</b>	<b>28-921</b>	<b>21-859</b>
Average per punt	32.9	40.9
Net punt average	31.6	38.2
<b>Kickoffs-Yards</b>	<b>21-1052</b>	<b>31-1913</b>
Average per kick	50.1	61.7
Net kick average	37.2	41.1
<b>Time of possession / game</b>	<b>31:12</b>	<b>28:48</b>
<b>3rd-down conversion</b>	<b>29/81</b>	<b>31/69</b>
3rd-down pct	36%	45%
<b>4rd-down conversion</b>	<b>4/8</b>	<b>4/7</b>
4rd-down pct	50%	57%
<b>Sacks by-Yards</b>	<b>16-89</b>	<b>7-43</b>
<b>Misc Yards</b>	<b>0</b>	<b>0</b>
<b>Touchdowns scored</b>	<b>13</b>	<b>22</b>
<b>Field goals - attempts</b>	<b>6-10</b>	<b>5-7</b>
<b>On-Side kicks</b>	<b>0-0</b>	<b>0-0</b>
<b>Red-zone scores</b>	<b>(12-17) 71%</b>	<b>(20-23) 87%</b>
<b>Red-zone touchdowns</b>	<b>(6-17) 35%</b>	<b>(16-23) 70%</b>
<b>PAT-attempts</b>	<b>(12-12) 100%</b>	<b>(21-21) 100%</b>
<b>2-point conversion-attempts</b>	<b>(1-1) 100%</b>	<b>(0-1) 0%</b>
<b>Attendance</b>	<b>4089</b>	<b>71729</b>
Games / Avg per game	2/2045	4/17932
Neutral site games	-	0/0

## Score by Periods

Team	1st	2nd	3rd	4th	OT	TOT
Duquesne	27	34	31	18	0	110
Opponents	37	44	35	52	0	168





### Rushing

Player	gp	att	gain	loss	net	avg	td	lg	avg/g
Billy Lucas	6	92	397	22	375	4.1	3	30	62.5
DeMarcus Ware	6	62	260	28	232	3.7	0	43	38.7
JaMario Clements	4	17	77	1	76	4.5	0	15	19.0
Joe Mischler	6	16	43	46	-3	-0.2	0	16	-0.5
Dwayne Menders	6	11	63	11	52	4.7	0	16	8.7
Darius Perrantes	5	5	23	4	19	3.8	0	13	3.8
DaMon Macklin	4	4	23	0	23	5.8	0	14	5.8
Keshawn Brown	3	1	5	0	5	5.0	0	5	1.7
<b>Total</b>	<b>6</b>	<b>208</b>	<b>891</b>	<b>112</b>	<b>779</b>	<b>3.7</b>	<b>3</b>	<b>43</b>	<b>129.8</b>
<b>Opponents</b>	<b>6</b>	<b>237</b>	<b>1404</b>	<b>141</b>	<b>1263</b>	<b>5.3</b>	<b>17</b>	<b>54</b>	<b>210.5</b>

### Passing

Player	gp	effic	comp-att-int	pct	yds	td	lg	avg/g
Joe Mischler	6	118.1	86-148-7	58.1	948	7	67	158.0
Darius Perrantes	5	96.5	17-43-3	39.5	245	3	48	49.0
<b>Total</b>	<b>6</b>	<b>113.2</b>	<b>103-191-10</b>	<b>53.9</b>	<b>1193</b>	<b>10</b>	<b>67</b>	<b>198.8</b>
<b>Opponents</b>	<b>6</b>	<b>118.1</b>	<b>82-136-6</b>	<b>60.3</b>	<b>921</b>	<b>4</b>	<b>51</b>	<b>153.5</b>

### Receiving

Player	gp	no.	yds	avg	td	lg	avg/g
Dwayne Menders	6	29	459	15.8	3	67	76.5
Abdul Janneh	6	28	376	13.4	6	48	62.7
DeMarcus Ware	6	11	56	5.1	0	12	9.3
Rahmon Hart Jr.	6	8	81	10.1	0	19	13.5
Billy Lucas	6	6	67	11.2	0	32	11.2
Jalin Cooper	5	5	48	9.6	0	19	9.6
Logan Lutz	6	5	31	6.2	0	12	5.2
Nick Leopold	6	4	47	11.8	0	17	7.8
Rafael McCoy	3	4	15	3.8	1	8	5.0
Trey King	6	1	5	5.0	0	5	0.8
JaMario Clements	4	1	1	1.0	0	1	0.3
Keshawn Brown	3	1	7	7.0	0	7	2.3
<b>Total</b>	<b>6</b>	<b>103</b>	<b>1193</b>	<b>11.6</b>	<b>10</b>	<b>67</b>	<b>198.8</b>
<b>Opponents</b>	<b>6</b>	<b>82</b>	<b>921</b>	<b>11.2</b>	<b>4</b>	<b>51</b>	<b>153.5</b>

### Punt Returns

Player	no.	yds	avg	td	lg
Nick Leopold	4	23	5.8	0	23
Dwayne Menders	3	30	10.0	0	19
Matt Schmitt	1	4	4.0	0	4
<b>Total</b>	<b>8</b>	<b>57</b>	<b>7.1</b>	<b>0</b>	<b>23</b>
<b>Opponents</b>	<b>3</b>	<b>26</b>	<b>8.7</b>	<b>0</b>	<b>11</b>

### Interceptions

Player	no.	yds	avg	td	lg
Ryan Webb	2	50	25.0	0	50
Jon Muehlbauer	1	0	0.0	0	0
Jeremiah Josephs	1	0	0.0	0	0
Ayden Garnes	1	0	0.0	0	0
Sam Neill	1	0	0.0	0	0
<b>Total</b>	<b>6</b>	<b>50</b>	<b>8.3</b>	<b>0</b>	<b>50</b>
<b>Opponents</b>	<b>10</b>	<b>100</b>	<b>10.0</b>	<b>1</b>	<b>50</b>

### Kick Returns

Player	no.	yds	avg	td	lg
Dwayne Menders	4	59	14.8	0	22
Ayden Garnes	4	92	23.0	0	31
Rahmiere Knight	3	62	20.7	0	28
Jaalen Carson	2	23	11.5	0	15
Keshawn Brown	2	37	18.5	0	21
<b>Total</b>	<b>15</b>	<b>273</b>	<b>18.2</b>	<b>0</b>	<b>31</b>
<b>Opponents</b>	<b>17</b>	<b>223</b>	<b>13.1</b>	<b>0</b>	<b>58</b>

### Fumble Returns

Player	no.	yds	avg	td	lg
Lucas D'Orazio	1	6	6.0	0	6
Rahmiere Knight	1	0	0.0	0	0
Ayden Garnes	1	5	5.0	0	5
Nick Leopold	1	0	0.0	0	0
Seth Bolin	1	0	0.0	0	0
<b>Total</b>	<b>5</b>	<b>11</b>	<b>2.2</b>	<b>0</b>	<b>6</b>
<b>Opponents</b>	<b>1</b>	<b>0</b>	<b>0.0</b>	<b>0</b>	<b>0</b>





### All Purpose

Player	g	rush	rcv	pr	kr	ir	total	avg/g
Dwayne Menders	6	52	459	30	59	0	600	100.0
Billy Lucas	6	375	67	0	0	0	442	73.7
Abdul Janneh	6	0	376	0	0	0	376	62.7
DeMarcus Ware	6	232	56	0	0	0	288	48.0
Ayden Garnes	5	0	0	0	92	0	92	18.4
Rahmon Hart Jr.	6	0	81	0	0	0	81	13.5
JaMario Clements	4	76	1	0	0	0	77	19.3
Nick Leopold	6	0	47	23	0	0	70	11.7
Rahmiere Knight	5	0	0	0	62	0	62	12.4
Ryan Webb	6	0	0	0	0	50	50	8.3
Keshawn Brown	3	5	7	0	37	0	49	16.3
Jalin Cooper	5	0	48	0	0	0	48	9.6
Logan Lutz	6	0	31	0	0	0	31	5.2
DaMon Macklin	4	23	0	0	0	0	23	5.8
Jaelen Carson	6	0	0	0	23	0	23	3.8
Darius Perrantes	5	19	0	0	0	0	19	3.8
Rafael McCoy	3	0	15	0	0	0	15	5.0
Trey King	6	0	5	0	0	0	5	0.8
Matt Schmitt	1	0	0	4	0	0	4	4.0
Joe Mischler	6	-3	0	0	0	0	-3	-0.5
<b>Total</b>	<b>6</b>	<b>779</b>	<b>1193</b>	<b>57</b>	<b>273</b>	<b>50</b>	<b>2352</b>	<b>392.0</b>
<b>Opponents</b>	<b>6</b>	<b>1263</b>	<b>921</b>	<b>26</b>	<b>223</b>	<b>100</b>	<b>2533</b>	<b>422.2</b>





Team Defense

##	Player	gp	Tackles				Sacks	Pass defense			Fumbles		blkd	
			ua	a	tot	tfl/yds		no-yds	int-yds	brup	qbh	fr-yds	ff	kick
13	CJ Barnes	6	20	12	32	.	.	.	.	.	.	.	.	
4	Shane Stump	6	14	12	26	0.5-0	.	.	.	.	.	.	.	
9	Todd Hill	6	19	6	25	9.5-45	6.5-39	.	.	3	.	1	.	
2	Tim Lowery	4	18	4	22	1-2	.	.	.	.	.	.	.	
42	Anthony Dellovade	6	12	9	21	1-8	1-8	.	.	.	.	.	.	
27	Jon Muehlbauer	6	10	10	20	1-1	.	1-0	1	1	.	.	.	
11	Jaelen Carson	6	13	6	19	.	.	.	3	.	.	1	1	
53	Jayden Johnson	6	10	6	16	.	.	.	.	.	.	.	.	
8	Ayden Garnes	5	11	4	15	.	.	1-0	.	.	1-5	1	.	
16	A.J. Ackerman	6	8	6	14	2.5-14	1.5-10	.	.	.	.	.	.	
3	Ryan Webb	6	9	5	14	.	.	2-50	2	.	.	.	.	
44	Gianni Rizzo	6	8	6	14	2-2	.	.	1	.	.	.	.	
97	Kevin Kurzinger	6	6	7	13	4.5-17	2-11	.	.	.	.	.	.	
37	Sam Neill	6	8	3	11	.	.	1-0	.	.	.	.	.	
1	Jeremiah Josephs	3	5	5	10	.	.	1-0	.	.	.	.	.	
20	Ty Howard	4	4	5	9	2-8	2-8	.	.	1	.	.	.	
55	Alex Reese	6	4	5	9	.	.	.	.	.	.	.	.	
26	Nathan Proctor	6	4	4	8	1-1	.	.	.	.	.	.	.	
6	Noah Palmer	6	5	3	8	2-4	1-2	.	.	.	.	.	.	
22	Ezekiel Daure	5	1	5	6	.	.	.	.	.	.	.	.	
36	Milan Summers	6	4	2	6	1-8	1-8	.	.	.	.	1	.	
18	Nick Leopold	6	4	2	6	.	.	.	.	.	1-0	.	.	
5	Ryan Lopez	6	2	4	6	.	.	.	.	3	.	.	.	
21	Mahlik Strozier	5	3	2	5	1-1	.	.	1	.	.	.	.	
7	Lucas D'Orazio	6	2	2	4	.	.	.	2	.	1-6	.	.	
40	Jaheim Williams	3	1	3	4	.	.	.	.	.	.	.	.	
90	Jay Vance	5	2	2	4	1-2	.	.	.	.	.	.	.	
4	Billy Lucas	6	3	.	3	1-3	1-3	.	.	.	.	.	.	
31	Antonio Epps	4	3	.	3	.	.	.	.	.	.	.	.	
10	Ryan Iacone	3	1	1	2	.	.	.	.	.	.	.	.	
29	Malichi Lowery	3	2	.	2	.	.	.	.	.	.	.	.	
33	Luke Harris	2	2	.	2	.	.	.	.	.	.	.	.	
23	Clemente Ojinnaka	3	.	2	2	.	.	.	.	.	.	.	.	
17	Wayne Wade	4	1	.	1	.	.	.	.	.	.	.	.	
51	Aiden Lehner	1	1	.	1	.	.	.	.	.	.	.	.	
23	JaMario Clements	4	.	1	1	.	.	.	.	.	.	.	.	
39	Jonathan Lenoski	2	.	1	1	.	.	.	.	.	.	.	.	
35	Jason Sweeney	5	.	1	1	.	.	.	.	.	.	.	.	
3	Abdul Janneh	6	1	.	1	.	.	.	.	.	.	.	.	
52	Alijah Metz	2	.	1	1	.	.	.	.	1	.	.	.	
55	Matt Fest	6	1	.	1	.	.	.	.	.	.	.	.	





Date	Opponent	Rushing				Receiving				Passing				Kick Returns				Punt Returns				tot off		
		no.	yds	td	lg	no.	yds	td	lg	cmp	att	int	yds	td	lg	no.	yds	td	lg	no.	yds		td	lg
08/27/2022	at Florida St.	30	93	0	20	7	71	1	22	7	17	0	71	1	22	4	54	0	17	0	0	0	0	164
09/03/2022	at Youngstown St.	25	51	0	11	22	274	2	45	22	41	3	274	2	45	2	37	0	21	0	0	0	0	325
09/10/2022	Thomas More	42	249	2	43	20	244	2	67	20	30	2	244	2	67	2	45	0	28	4	3	0	4	493
09/17/2022	at Hawaii	38	134	0	16	22	230	1	32	22	43	3	230	1	32	1	17	0	17	0	0	0	0	364
10/01/2022	at Stonehill	39	153	0	16	19	171	2	26	19	33	2	171	2	26	3	45	0	22	2	32	0	23	324
10/08/2022	Merrimack	34	99	1	16	13	203	2	56	13	27	0	203	2	56	3	75	0	31	2	22	0	19	302
<b>Duquesne</b>		<b>208</b>	<b>779</b>	<b>3</b>	<b>43</b>	<b>103</b>	<b>1193</b>	<b>10</b>	<b>67</b>	<b>103</b>	<b>191</b>	<b>10</b>	<b>1193</b>	<b>10</b>	<b>67</b>	<b>15</b>	<b>273</b>	<b>0</b>	<b>31</b>	<b>8</b>	<b>57</b>	<b>0</b>	<b>23</b>	<b>1972</b>
<b>Opponents</b>		<b>237</b>	<b>1263</b>	<b>17</b>	<b>54</b>	<b>82</b>	<b>921</b>	<b>4</b>	<b>51</b>	<b>82</b>	<b>136</b>	<b>6</b>	<b>921</b>	<b>4</b>	<b>51</b>	<b>17</b>	<b>223</b>	<b>0</b>	<b>58</b>	<b>3</b>	<b>26</b>	<b>0</b>	<b>11</b>	<b>2184</b>

Duquesne Averages

Games	Avg/ rush	Avg/ catch	Pass effic	KR avg	PR avg	All purpose avg/game	Total offense avg/game
6	3.7	11.6	113.2	18.2	7.1	392.0	328.7

Date	Opponent	Tackles				Sacks	Fumble	Pass Defense			blkd	PAT attempts			off			
		ua	a	total	tfl-yds	no-yds	ff	fr-yds	int-yds	qbh	brup	kick	kick	rush	rcv	saf	t/o	pts
08/27/2022	at Florida St.	40	44	84	1.0-7	1-7	0	0-0	1-50	1	2	0	1-1	0	0	0	7	7
09/03/2022	at Youngstown St.	40	28	68	5.0-13	3-10	0	1-6	0-0	1	4	0	2-2	0	0	0	0	14
09/10/2022	Thomas More	38	10	48	11.0-44	6-34	0	2-0	2-0	2	3	0	4-4	0	0	0	6	34
09/17/2022	at Hawaii	31	16	47	6.0-27	3-22	3	1-0	1-0	1	0	1	0-0	0	1	0	0	14
10/01/2022	at Stonehill	37	18	55	4.0-15	2-13	0	0-0	1-0	2	0	0	2-2	0	0	0	7	20
10/08/2022	Merrimack	37	32	69	4.0-10	1-3	1	1-5	1-0	2	1	0	3-3	0	0	0	7	21
<b>Duquesne</b>		<b>223</b>	<b>148</b>	<b>371</b>	<b>31.0-116</b>	<b>16-89</b>	<b>4</b>	<b>5-11</b>	<b>6-50</b>	<b>9</b>	<b>10</b>	<b>1</b>	<b>12-12</b>	<b>0</b>	<b>1</b>	<b>0</b>	<b>27</b>	<b>110</b>
<b>Opponents</b>		<b>230</b>	<b>150</b>	<b>380</b>	<b>42.0-126</b>	<b>7-43</b>	<b>4</b>	<b>1-0</b>	<b>10-100</b>	<b>7</b>	<b>26</b>	<b>1</b>	<b>21-21</b>	<b>0</b>	<b>0</b>	<b>0</b>	<b>21</b>	<b>168</b>

Date	Opponent	Punting							Field Goals			Kickoffs						
		no.	yds	avg	long	blkd	tb	fc	50+	i20	md-att	long	blkd	no.	yds	avg	tb	ob
08/27/2022	at Florida St.	8	301	37.6	48	0	0	2	0	2	0-1	0	0	2	123	61.5	0	0
09/03/2022	at Youngstown St.	4	139	34.8	37	0	1	2	0	0	0-1	0	0	3	167	55.7	1	0
09/10/2022	Thomas More	4	152	38.0	52	0	0	2	1	2	2-3	37	0	5	289	57.8	0	0
09/17/2022	at Hawaii	4	76	19.0	35	1	0	2	0	1	2-3	30	0	3	130	43.3	0	0
10/01/2022	at Stonehill	4	105	26.3	42	0	0	1	0	1	2-2	28	0	4	165	41.3	0	0
10/08/2022	Merrimack	4	148	37.0	52	0	0	3	1	2	0-0	0	0	4	178	44.5	0	0
<b>Duquesne</b>		<b>28</b>	<b>921</b>	<b>32.9</b>	<b>52</b>	<b>1</b>	<b>1</b>	<b>12</b>	<b>2</b>	<b>8</b>	<b>6-10</b>	<b>37</b>	<b>0</b>	<b>21</b>	<b>1052</b>	<b>50.1</b>	<b>1</b>	<b>0</b>
<b>Opponents</b>		<b>21</b>	<b>859</b>	<b>40.9</b>	<b>55</b>	<b>0</b>	<b>0</b>	<b>5</b>	<b>3</b>	<b>6</b>	<b>5-7</b>	<b>39</b>	<b>1</b>	<b>31</b>	<b>1913</b>	<b>61.7</b>	<b>14</b>	<b>0</b>





## 2022 STATS - OPPONENT GAME-BY-GAME

Date	Opponent	Rushing				Receiving				Passing				Kick Returns				Punt Returns				tot			
		no.	yds	td	lg	no.	yds	td	lg	cmp	att	int	yds	td	lg	no.	yds	td	lg	no.	yds	td	lg	tot	off
08/27/2022	at Florida St.	54	406	6	43	14	232	0	51	14	22	1	232	0	51	2	26	0	14	2	7	0	7	638	
09/03/2022	at Youngstown St.	41	274	4	54	14	154	0	41	14	29	0	154	0	41	2	18	0	18	0	0	0	0	428	
09/10/2022	Thomas More	32	47	1	12	15	130	1	24	15	26	2	130	1	24	4	65	0	23	0	0	0	0	177	
09/17/2022	at Hawaii	25	91	2	19	14	93	0	20	14	21	1	93	0	20	3	67	0	58	0	11	0	11	184	
10/01/2022	at Stonehill	36	189	1	30	12	149	2	50	12	18	1	149	2	50	4	28	0	12	1	8	0	8	338	
10/08/2022	Merrimack	49	256	3	46	13	163	1	42	13	20	1	163	1	42	2	19	0	10	0	0	0	0	419	
<b>Opponents</b>		<b>237</b>	<b>1263</b>	<b>17</b>	<b>54</b>	<b>82</b>	<b>921</b>	<b>4</b>	<b>51</b>	<b>82</b>	<b>136</b>	<b>6</b>	<b>921</b>	<b>4</b>	<b>51</b>	<b>17</b>	<b>223</b>	<b>0</b>	<b>58</b>	<b>3</b>	<b>26</b>	<b>0</b>	<b>11</b>	<b>2184</b>	
<b>Duquesne</b>		<b>208</b>	<b>779</b>	<b>3</b>	<b>43</b>	<b>103</b>	<b>1193</b>	<b>10</b>	<b>67</b>	<b>103</b>	<b>191</b>	<b>10</b>	<b>1193</b>	<b>10</b>	<b>67</b>	<b>15</b>	<b>273</b>	<b>0</b>	<b>31</b>	<b>8</b>	<b>57</b>	<b>0</b>	<b>23</b>	<b>1972</b>	

### Opponents Averages

Games	Avg/ rush	Avg/ catch	Pass effic	KR avg	PR avg	All purpose avg/game	Total offense avg/game
6	5.3	11.2	118.1	13.1	8.7	422.2	364.0

Date	Opponent	Tackles			Sacks	Fumble		Pass Defense			blkd	PAT attempts			off								
		ua	a	total		tfl	yds	no	yds	ff		fr	yds	int	yds	qbh	brup	kick	kick	rush	rcv	saf	t/o
08/27/2022	at Florida St.	21	34	55	6.0-13	1-6	0	0-0	0-0	0	5	0	5-5	0	0	0	0	0	0	0	0	0	47
09/03/2022	at Youngstown St.	32	26	58	7.0-17	0-0	0	0-0	3-12	2	8	0	4-4	0	0	0	0	0	0	14	0	31	
09/10/2022	Thomas More	52	12	64	10.0-31	2-6	1	0-0	2-15	1	2	0	2-2	0	0	0	0	0	0	0	0	14	
09/17/2022	at Hawaii	39	38	77	5.0-17	1-10	0	0-0	3-73	0	6	1	3-3	0	0	0	0	0	0	7	0	24	
10/01/2022	at Stonehill	47	26	73	5.0-20	1-9	1	0-0	2-0	2	2	0	3-3	0	0	0	0	0	0	0	0	24	
10/08/2022	Merrimack	39	14	53	9.0-28	2-12	2	1-0	0-0	2	3	0	4-4	0	0	0	0	0	0	0	0	28	
<b>Opponents</b>		<b>230</b>	<b>150</b>	<b>380</b>	<b>42.0-126</b>	<b>7-43</b>	<b>4</b>	<b>1-0</b>	<b>10-100</b>	<b>7</b>	<b>26</b>	<b>1</b>	<b>21-21</b>	<b>0</b>	<b>0</b>	<b>0</b>	<b>0</b>	<b>0</b>	<b>0</b>	<b>21</b>	<b>168</b>		
<b>Duquesne</b>		<b>223</b>	<b>148</b>	<b>371</b>	<b>31.0-116</b>	<b>16-89</b>	<b>4</b>	<b>5-11</b>	<b>6-50</b>	<b>9</b>	<b>10</b>	<b>1</b>	<b>12-12</b>	<b>0</b>	<b>1</b>	<b>0</b>	<b>1</b>	<b>0</b>	<b>27</b>	<b>110</b>			

Date	Opponent	Punting							Field Goals				Kickoffs					
		no.	yds	avg	long	blkd	tb	fc	50+	i20	md	att	long	blkd	no.	yds	avg	tb
08/27/2022	at Florida St.	1	52	52.0	52	0	0	0	1	1	2-2	24	0	9	580	64.4	5	0
09/03/2022	at Youngstown St.	3	147	49.0	55	0	0	2	2	2	1-2	39	0	5	317	63.4	3	0
09/10/2022	Thomas More	7	302	43.1	49	0	0	1	0	1	0-0	0	0	2	113	56.5	0	0
09/17/2022	at Hawaii	3	121	40.3	43	0	0	1	0	0	1-2	29	1	5	325	65.0	4	0
10/01/2022	at Stonehill	4	128	32.0	39	0	0	0	0	1	1-1	32	0	5	259	51.8	0	0
10/08/2022	Merrimack	3	109	36.3	42	0	0	1	0	1	0-0	0	0	5	319	63.8	2	0
<b>Opponents</b>		<b>21</b>	<b>859</b>	<b>40.9</b>	<b>55</b>	<b>0</b>	<b>0</b>	<b>5</b>	<b>3</b>	<b>6</b>	<b>5-7</b>	<b>39</b>	<b>1</b>	<b>31</b>	<b>1913</b>	<b>61.7</b>	<b>14</b>	<b>0</b>
<b>Duquesne</b>		<b>28</b>	<b>921</b>	<b>32.9</b>	<b>52</b>	<b>1</b>	<b>1</b>	<b>12</b>	<b>2</b>	<b>8</b>	<b>6-10</b>	<b>37</b>	<b>0</b>	<b>21</b>	<b>1052</b>	<b>50.1</b>	<b>1</b>	<b>0</b>





### 3rd-Down Conversions

Date	Opponent	Score	Overall	1st Qtr	2nd Qtr	3rd Qtr	4th Qtr	Overtime
08/27/2022	at Florida St.	L 7-47	1-10 10.0	0-2 0.0	1-4 25.0	0-3 0.0	0-1 0.0	0-0 0.0
09/03/2022	at Youngstown St.	L 14-31	7-16 43.8	3-4 75.0	2-5 40.0	2-3 66.7	0-4 0.0	0-0 0.0
09/10/2022	Thomas More	W 34-14	4-11 36.4	2-3 66.7	1-2 50.0	1-3 33.3	0-3 0.0	0-0 0.0
09/17/2022	at Hawaii	L 14-24	7-17 41.2	2-4 50.0	0-4 0.0	3-5 60.0	2-4 50.0	0-0 0.0
10/01/2022	at Stonehill	L 20-24	6-15 40.0	3-4 75.0	0-3 0.0	3-6 50.0	0-2 0.0	0-0 0.0
10/08/2022	Merrimack	L 21-28	4-12 33.3	1-1 100.0	1-4 25.0	1-4 25.0	1-3 33.3	0-0 0.0
<b>Duquesne</b>			<b>29-81 35.8</b>	<b>11-18 61.1</b>	<b>5-22 22.7</b>	<b>10-24 41.7</b>	<b>3-17 17.6</b>	<b>0-0 0.0</b>
<b>Opponents</b>			<b>31-69 44.9</b>	<b>11-16 68.8</b>	<b>11-22 50.0</b>	<b>3-12 25.0</b>	<b>6-19 31.6</b>	<b>0-0 0.0</b>

### 4th-Down Conversions

Date	Opponent	Score	Overall	1st Qtr	2nd Qtr	3rd Qtr	4th Qtr	Overtime
08/27/2022	at Florida St.	L 7-47	0-0 0.0	0-0 0.0	0-0 0.0	0-0 0.0	0-0 0.0	0-0 0.0
09/03/2022	at Youngstown St.	L 14-31	0-2 0.0	0-1 0.0	0-0 0.0	0-1 0.0	0-0 0.0	0-0 0.0
09/10/2022	Thomas More	W 34-14	1-1 100.0	1-1 100.0	0-0 0.0	0-0 0.0	0-0 0.0	0-0 0.0
09/17/2022	at Hawaii	L 14-24	1-1 100.0	0-0 0.0	1-1 100.0	0-0 0.0	0-0 0.0	0-0 0.0
10/01/2022	at Stonehill	L 20-24	2-3 66.7	0-0 0.0	1-2 50.0	1-1 100.0	0-0 0.0	0-0 0.0
10/08/2022	Merrimack	L 21-28	0-1 0.0	0-0 0.0	0-0 0.0	0-0 0.0	0-1 0.0	0-0 0.0
<b>Duquesne</b>			<b>4-8 50.0</b>	<b>1-2 50.0</b>	<b>2-3 66.7</b>	<b>1-2 50.0</b>	<b>0-1 0.0</b>	<b>0-0 0.0</b>
<b>Opponents</b>			<b>4-7 57.1</b>	<b>1-2 50.0</b>	<b>0-0 0.0</b>	<b>0-2 0.0</b>	<b>3-3 100.0</b>	<b>0-0 0.0</b>

### Time of Possession

Date	Opponent	Score	Overall	1st Qtr	2nd Qtr	3rd Qtr	4th Qtr	Overtime
08/27/2022	at Florida St.	L 7-47	24:47	03:25	08:41	04:47	07:54	00:00
09/03/2022	at Youngstown St.	L 14-31	29:49	05:07	09:36	09:28	05:38	00:00
09/10/2022	Thomas More	W 34-14	35:16	10:21	07:10	07:50	09:55	00:00
09/17/2022	at Hawaii	L 14-24	37:02	11:34	06:40	10:49	07:59	00:00
10/01/2022	at Stonehill	L 20-24	33:46	10:19	10:16	08:54	04:17	00:00
10/08/2022	Merrimack	L 21-28	26:31	06:09	06:16	08:17	05:49	00:00
<b>Duquesne</b>			<b>Total 187:11</b>	<b>46:55</b>	<b>48:39</b>	<b>50:05</b>	<b>41:32</b>	<b>00:00</b>
			<b>Avg. 31:12</b>	<b>07:49</b>	<b>08:06</b>	<b>08:21</b>	<b>06:55</b>	<b>00:00</b>
<b>Opponents</b>			<b>Total 172:49</b>	<b>26:37</b>	<b>57:49</b>	<b>31:56</b>	<b>56:27</b>	<b>00:00</b>
			<b>Avg. 28:48</b>	<b>04:26</b>	<b>09:38</b>	<b>05:19</b>	<b>09:24</b>	<b>00:00</b>





**Duquesne Inside Opponent Red-Zone**

Date	Opponent	Score	Times	Times	Total	Rush				Failed to score inside RZ						
			In RZ	Scored	Pts	TDs	TDs	TDs	Made	FGA	Down	Int	Fumb	Half	Game	
08/27/2022	at Florida St.	L 7-47	0	0	0	0	0	0	0	0	0	0	0	0	0	0
09/03/2022	at Youngstown St.	L 14-31	2	1	7	1	0	1	0	1	0	0	0	0	0	0
09/10/2022	Thomas More	W 34-14	7	5	27	3	2	1	2	3	0	1	0	0	0	0
09/17/2022	at Hawaii	L 14-24	4	2	6	0	0	0	2	2	0	2	0	0	0	0
10/01/2022	at Stonehill	L 20-24	3	3	13	1	0	1	2	2	0	0	0	0	0	0
10/08/2022	Merrimack	L 21-28	1	1	7	1	1	0	0	0	0	0	0	0	0	0
<b>Totals 12 of 17 (70.6%)</b>			<b>17</b>	<b>12</b>	<b>60</b>	<b>6</b>	<b>3</b>	<b>3</b>	<b>6</b>	<b>8</b>	<b>0</b>	<b>3</b>	<b>0</b>	<b>0</b>	<b>0</b>	<b>0</b>

**Opponents Inside Duquesne Red-Zone**

Date	Opponent	Score	Times	Times	Total	Rush				Failed to score inside RZ						
			In RZ	Scored	Pts	TDs	TDs	TDs	Made	FGA	Down	Int	Fumb	Half	Game	
08/27/2022	Florida St.	L 7-47	7	7	40	5	5	0	2	2	0	0	0	0	0	0
09/03/2022	Youngstown St.	L 14-31	4	3	21	3	3	0	0	0	0	0	1	0	0	0
09/10/2022	Thomas More	W 34-14	1	1	7	1	1	0	0	0	0	0	0	0	0	0
09/17/2022	Hawaii	L 14-24	4	3	17	2	2	0	1	2	0	0	0	0	0	0
10/01/2022	Stonehill	L 20-24	3	2	10	1	0	1	1	1	0	0	0	0	0	1
10/08/2022	Merrimack	L 21-28	4	4	28	4	3	1	0	0	0	0	0	0	0	0
<b>Totals 20 of 23 (87.0%)</b>			<b>23</b>	<b>20</b>	<b>123</b>	<b>16</b>	<b>14</b>	<b>2</b>	<b>4</b>	<b>5</b>	<b>0</b>	<b>0</b>	<b>1</b>	<b>0</b>	<b>1</b>	<b>1</b>





### Duquesne - Game Highs

RUSHES	42	Thomas More (09/10/2022)
YARDS RUSHING	249	Thomas More (09/10/2022)
YARDS PER RUSH	5.9	Thomas More (09/10/2022)
TD RUSHES	2	Thomas More (09/10/2022)
PASS ATTEMPTS	43	at Hawaii (09/17/2022)
PASS COMPLETIONS	22	at Hawaii (09/17/2022)
	22	at Youngstown St. (09/03/2022)
YARDS PASSING	274	at Youngstown St. (09/03/2022)
YARDS PER PASS	8.1	Thomas More (09/10/2022)
TD PASSES	2	Merrimack (10/08/2022)
	2	at Stonehill (10/01/2022)
	2	Thomas More (09/10/2022)
	2	at Youngstown St. (09/03/2022)
TOTAL PLAYS	81	at Hawaii (09/17/2022)
TOTAL OFFENSE	493	Thomas More (09/10/2022)
YARDS PER PLAY	6.8	Thomas More (09/10/2022)
POINTS	34	Thomas More (09/10/2022)
SACKS BY	6	Thomas More (09/10/2022)
FIRST DOWNS	24	at Hawaii (09/17/2022)
PENALTIES	5	Merrimack (10/08/2022)
	5	at Stonehill (10/01/2022)
	5	Thomas More (09/10/2022)
PENALTY YARDS	47	Merrimack (10/08/2022)
TURNOVERS	3	at Hawaii (09/17/2022)
	3	at Youngstown St. (09/03/2022)
PUNTS	8	at Florida St. (08/27/2022)
PUNTING AVG	38.0	Thomas More (09/10/2022)
LONG PUNT	52	Merrimack (10/08/2022)
	52	Thomas More (09/10/2022)
PUNTS INSIDE 20	2	Merrimack (10/08/2022)
	2	Thomas More (09/10/2022)
	2	at Florida St. (08/27/2022)

### Opponent - Game Highs

RUSHES	54	at Florida St. (08/27/2022)
YARDS RUSHING	406	at Florida St. (08/27/2022)
YARDS PER RUSH	7.5	at Florida St. (08/27/2022)
TD RUSHES	6	at Florida St. (08/27/2022)
PASS ATTEMPTS	29	at Youngstown St. (09/03/2022)
PASS COMPLETIONS	15	Thomas More (09/10/2022)
YARDS PASSING	232	at Florida St. (08/27/2022)
YARDS PER PASS	10.5	at Florida St. (08/27/2022)
TD PASSES	2	at Stonehill (10/01/2022)
TOTAL PLAYS	76	at Florida St. (08/27/2022)
TOTAL OFFENSE	638	at Florida St. (08/27/2022)
YARDS PER PLAY	8.4	at Florida St. (08/27/2022)
POINTS	47	at Florida St. (08/27/2022)
SACKS BY	2	Merrimack (10/08/2022)
	2	Thomas More (09/10/2022)
FIRST DOWNS	33	at Florida St. (08/27/2022)
PENALTIES	8	at Hawaii (09/17/2022)
PENALTY YARDS	75	at Hawaii (09/17/2022)
TURNOVERS	4	Thomas More (09/10/2022)
PUNTS	7	Thomas More (09/10/2022)
PUNTING AVG	52.0	at Florida St. (08/27/2022)
LONG PUNT	55	at Youngstown St. (09/03/2022)
PUNTS INSIDE 20	2	at Youngstown St. (09/03/2022)
LONG PUNT RETURN	11	at Hawaii (09/17/2022)





**Duquesne - Individual Game Highs**

<b>RUSHES</b>	19	Billy Lucas at Stonehill (10/01/2022)
	19	Billy Lucas vs Thomas More (09/10/2022)
<b>YARDS RUSHING</b>	136	Billy Lucas vs Thomas More (09/10/2022)
<b>TD RUSHES</b>	2	Billy Lucas vs Thomas More (09/10/2022)
<b>LONG RUSH</b>	43	DeMarcus Ware vs Thomas More (09/10/2022)
<b>PASS ATTEMPTS</b>	41	Joe Mischler at Youngstown St. (09/03/2022)
<b>PASS COMPLETIONS</b>	22	Joe Mischler at Youngstown St. (09/03/2022)
<b>YARDS PASSING</b>	274	Joe Mischler at Youngstown St. (09/03/2022)
<b>TD PASSES</b>	2	Joe Mischler vs Thomas More (09/10/2022)
	2	Joe Mischler at Youngstown St. (09/03/2022)
<b>LONG PASS</b>	67	Joe Mischler vs Thomas More (09/10/2022)
<b>RECEPTIONS</b>	8	Dwayne Menders vs Thomas More (09/10/2022)
	8	Abdul Janneh at Youngstown St. (09/03/2022)
<b>YARDS RECEIVING</b>	154	Dwayne Menders vs Thomas More (09/10/2022)
<b>TD RECEPTIONS</b>	2	Abdul Janneh at Stonehill (10/01/2022)
	2	Abdul Janneh at Youngstown St. (09/03/2022)
<b>LONG RECEPTION</b>	67	Dwayne Menders vs Thomas More (09/10/2022)
<b>PUNTS</b>	7	Michael Berarducci at Florida St. (08/27/2022)
<b>PUNTING AVG</b>	38.1	Michael Berarducci at Florida St. (08/27/2022)
<b>LONG PUNT</b>	52	Michael Berarducci vs Merrimack (10/08/2022)
	52	Michael Berarducci vs Thomas More (09/10/2022)
<b>PUNTS INSIDE 20</b>	2	Michael Berarducci vs Merrimack (10/08/2022)
	2	Michael Berarducci vs Thomas More (09/10/2022)
	2	Michael Berarducci at Florida St. (08/27/2022)
<b>LONG PUNT RETURN</b>	23	Nick Leopold at Stonehill (10/01/2022)
<b>LONG KICKOFF RETURN</b>	31	Ayden Garnes vs Merrimack (10/08/2022)
<b>TACKLES</b>	10	CJ Barnes vs Merrimack (10/08/2022)
	10	CJ Barnes at Youngstown St. (09/03/2022)
<b>SACKS</b>	2	Todd Hill at Stonehill (10/01/2022)
	2	Todd Hill at Hawaii (09/17/2022)
	2	Ty Howard at Youngstown St. (09/03/2022)
<b>TACKLES FOR LOSS</b>	3	Todd Hill at Stonehill (10/01/2022)

**Opponent - Individual Game Highs**

<b>RUSHES</b>	26	Jermaine Corbett at Stonehill (10/01/2022)
<b>YARDS RUSHING</b>	203	Jaleel McLaughlin at Youngstown St. (09/03/2022)
<b>TD RUSHES</b>	3	Jaleel McLaughlin at Youngstown St. (09/03/2022)
<b>LONG RUSH</b>	54	Jaleel McLaughlin at Youngstown St. (09/03/2022)
<b>PASS ATTEMPTS</b>	29	Demeatric Crenshaw at Youngstown St. (09/03/2022)
<b>PASS COMPLETIONS</b>	14	Demeatric Crenshaw at Youngstown St. (09/03/2022)
<b>YARDS PASSING</b>	207	Jordan Travis at Florida St. (08/27/2022)
<b>TD PASSES</b>	2	Ashur Carraha at Stonehill (10/01/2022)
<b>LONG PASS</b>	51	Jordan Travis at Florida St. (08/27/2022)
<b>RECEPTIONS</b>	7	Dior Scott at Hawaii (09/17/2022)
<b>YARDS RECEIVING</b>	91	Hayden Fisher vs Merrimack (10/08/2022)
<b>TD RECEPTIONS</b>	1	Hayden Fisher vs Merrimack (10/08/2022)
	1	Jermaine Corbett at Stonehill (10/01/2022)
	1	Will Diamantis at Stonehill (10/01/2022)
<b>LONG RECEPTION</b>	51	Johnny Wilson at Florida St. (08/27/2022)
<b>FIELD GOALS</b>	2	Ryan Fitzgerald at Florida St. (08/27/2022)
<b>LONG FIELD GOALS</b>	39	Colt McFadden at Youngstown St. (09/03/2022)
<b>PUNTING AVG</b>	52.0	Alex Mastromanno at Florida St. (08/27/2022)
<b>LONG PUNT</b>	55	Paddy Lynch at Youngstown St. (09/03/2022)
<b>PUNTS INSIDE 20</b>	2	Paddy Lynch at Youngstown St. (09/03/2022)
<b>LONG PUNT RETURN</b>	11	Hugh Nelson at Hawaii (09/17/2022)
<b>LONG KICKOFF RETURN</b>	58	Jalen Perdue at Hawaii (09/17/2022)
<b>TACKLES</b>	11	Steve Cmielewski at Stonehill (10/01/2022)
<b>SACKS</b>	1	Jordan Riggs vs Merrimack (10/08/2022)
	1	James Nyamwaya vs Merrimack (10/08/2022)
	1	Marje Mulumba at Stonehill (10/01/2022)
	1	Penei Pavihi at Hawaii (09/17/2022)
	1	Jared Verse at Florida St. (08/27/2022)
<b>TACKLES FOR LOSS</b>	2	Rodney Samson vs Merrimack (10/08/2022)
	2	Marje Mulumba at Stonehill (10/01/2022)
<b>INTERCEPTIONS</b>	2	Malik Hausman at Hawaii (09/17/2022)
	2	Devin Johnson at Youngstown St. (09/03/2022)





Statistic	National Rank	Conference Rank	Value	National Leader	Value	Conference Leader	Value
3rd Down Conversion Pct (123 ranked)	78	3	0.358	N.C. Central	0.630	Saint Francis (PA)	0.397
3rd Down Conversion Pct Defense (123 ranked)	90	4	0.449	Jackson St.	0.212	Sacred Heart	0.278
4th Down Conversion Pct (123 ranked)	39	2	0.500	N.C. Central William & Mary	0.833	Saint Francis (PA)	0.667
4th Down Conversion Pct Defense (123 ranked)	92	4	0.571	Elon Richmond	0.000	Sacred Heart	0.200
Blocked Kicks (44 ranked)	44	4	1	Morehead St.	6	Central Conn. St.	3
Blocked Kicks Allowed (122 ranked)	38	3	1	37 teams tied	0	Sacred Heart Saint Francis (PA)	0 0
Blocked Punts (16 ranked)				Morehead St.	5	Sacred Heart	2
Blocked Punts Allowed (122 ranked)	71	3	1	70 teams tied	0	Sacred Heart Saint Francis (PA)	0 0
Completion Percentage (123 ranked)	95	4	0.539	Richmond	0.762	Sacred Heart	0.656
Defensive TDs (27 ranked)				Southern U.	5	4 teams tied	1
Fewest Penalties (123 ranked)	7	1	25	Richmond	19	Duquesne	25
Fewest Penalties Per Game (123 ranked)	10	1	4.17	Richmond	3.17	Duquesne	4.17
Fewest Penalty Yards (123 ranked)	1	1	190	Duquesne	190	Duquesne	190
Fewest Penalty Yards Per Game (123 ranked)	2	1	31.67	Nicholls	28.43	Duquesne	31.67
First Downs Defense (123 ranked)	50	3	121	Jackson St.	68	Sacred Heart	108
First Downs Offense (123 ranked)	59	3	119	Fordham	205	Saint Francis (PA)	130
Fumbles Lost (123 ranked)	7	1	1	6 teams tied	0	Duquesne	1
Fumbles Recovered (114 ranked)	28	3	5	Elon	10	Central Conn. St.	7
Kickoff Return Defense (123 ranked)	6	1	13.12	Alcorn	12.12	Duquesne	13.12
Kickoff Returns (123 ranked)	89	5	18.20	Montana St.	31.44	Wagner	22.83
Net Punting (123 ranked)	114	5	31.25	Southern Utah	43.18	Saint Francis (PA)	37.00
Passes Had Intercepted (123 ranked)	112	6	10	UAlbany Davidson	0	Sacred Heart	3 0
Passes Intercepted (121 ranked)	40	2	6	Mercer	15	Sacred Heart	9
Passing Offense (123 ranked)	77	3	198.8	Fordham	436.9	Saint Francis (PA)	233.5
Passing Yards Allowed (123 ranked)	5	2	153.5	Jackson St.	114.0	Sacred Heart	118.7
Passing Yards per Completion (123 ranked)	69	3	11.58	Villanova	18.03	Saint Francis (PA)	13.34
Punt Return Defense (123 ranked)	72	4	8.67	Western Ill.	-3.00	LIU	5.62
Punt Returns (123 ranked)	55	3	7.12	SFA	35.89	Sacred Heart	16.75
Red Zone Defense (123 ranked)	98	5	0.870	Weber St.	0.538	Sacred Heart	0.700
Red Zone Offense (123 ranked)	96	4	0.706	Penn	0.955	Saint Francis (PA)	0.931
Rushing Defense (123 ranked)	107	4	210.5	Columbia	42.0	Saint Francis (PA)	149.3
Rushing Offense (123 ranked)	75	3	129.8	Davidson	378.4	Saint Francis (PA)	188.8
Sacks Allowed (123 ranked)	14	1	1.17	UT Martin	0.33	Duquesne	1.17
Scoring Defense (123 ranked)	65	3	28.0	Jackson St.	9.5	Sacred Heart	18.7
Scoring Offense (123 ranked)	98	3	18.3	Fordham	49.1	Saint Francis (PA)	35.3
Tackles for Loss Allowed (123 ranked)	88	4	7.00	Harvard	2.80	Saint Francis (PA)	5.33
Team Passing Efficiency (123 ranked)	90	4	113.20	UIW	205.75	Saint Francis (PA)	145.47
Team Passing Efficiency Defense (123 ranked)	30	3	118.06	Jackson St.	76.62	Sacred Heart	97.51
Team Sacks (123 ranked)	26	1	2.67	Jackson St.	4.17	Duquesne	2.67
Team Tackles for Loss (123 ranked)	86	4	5.2	UIW	9.6	Sacred Heart	7.0
Time of Possession (123 ranked)	36	3	31:12	Idaho	37:57	LIU	34:22
Total Defense (123 ranked)	47	3	364.0	Jackson St.	180.8	Sacred Heart	315.0
Total Offense (123 ranked)	84	3	328.7	Fordham	621.0	Saint Francis (PA)	422.3
Turnover Margin (123 ranked)	59	3	0.00	Princeton	1.80	Saint Francis (PA)	0.83
Turnovers Gained (123 ranked)	31	1	11	Mercer	18	Duquesne Saint Francis (PA)	11 11
Turnovers Lost (123 ranked)	69	4	11	5 teams tied	3	Saint Francis (PA)	6
Winning Percentage (113 ranked)	90	3	0.167	6 teams tied	1.000	Sacred Heart Saint Francis (PA)	0.667 0.667





# 2022 RANKING SUMMARY - INDIVIDUAL

Statistic	Player	National Rank	Conference Rank	Value	National Leader	Value	Conference Leader	Value
All Purpose (200 ranked)	Dwayne Menders Billy Lucas	55 159	4 7	100.00 73.67	Fotis Kokosioulis, Fordham	187.57	Makai Jackson, Saint Francis (PA)	109.50
Blocked Kicks (5 ranked)					Jihad McCall, Morehead St.	4	Ali Ali, Saint Francis (PA)	2
Combined Kick Returns (199 ranked)	Ayden Ganes Dwayne Menders Rahmiere Knight	155 160 199	7 9 10	92 89 62	Anthony Frederick, Bryant	649	Kyren Petteway, Central Conn. St.	384
Completion Percentage (109 ranked)	Joe Mischler	74	4	0.581	Reece Udinski, Richmond	0.762	Cole Doyle, Saint Francis (PA)	0.667
Completions Per Game (150 ranked)	Joe Mischler Darius Perrantes	71 128	4 8	14.33 3.40	Shedeur Sanders, Jackson St.	31.17	Marquez McCray, Sacred Heart	20.00
Field Goal Percentage (87 ranked)	Brian Bruzdewicz	70	4	0.600	4 players tied	1.000	Michael Coney, LIU	0.900
Field Goals Per Game (124 ranked)	Brian Bruzdewicz	38	3	1.00	Ricardo Chavez, Idaho Seth Morgan, Sam Houston Alex Schmoke, Saint Francis (PA)	2.00 2.00 2.00	Alex Schmoke, Saint Francis (PA)	2.00
Forced Fumbles (44 ranked)					Myles Harden, South Dakota	0.67	Jonathan Cabral-Martin, Central Conn. St. Rudy Ngougni, LIU Nicholas Olivier, Wagner	0.33 0.33 0.33
Fumbles Recovered (46 ranked)	Seth Bolin Lucas D'Orazio Ayden Ganes Rahmiere Knight Nick Leopold	46 46 46 46 46	3 3 3 3 3	1 1 1 1 1	4 players tied	3	Jahlil Brown, Central Conn. St. Donnell Brown, Saint Francis (PA)	2 2
Interceptions Per Game (120 ranked)	Ryan Webb Ayden Ganes	40 120	2 6	0.3 0.2	Maxwell Anderson, Weber St.	0.8	Victor Nelson Jr., LIU	0.7
Kickoff Return TDs (3 ranked)					TJ Magee, Davidson Mason Gudger, Georgetown	2 2	Makai Jackson, Saint Francis (PA)	1
Kickoff Returns (81 ranked)					Damashja Harris, Lamar University	35.6	Jordan Murrell, Wagner	25.4
Passes Defended (44 ranked)					Aljiah Huzzie, ETSU	2.0	Victor Nelson Jr., LIU	1.5
Passing Efficiency (109 ranked)	Joe Mischler	84	4	118.1	Lindsey Scott, UIW	210.5	Cole Doyle, Saint Francis (PA)	156.6
Passing TDs (106 ranked)	Joe Mischler	66	1	7	Tim DeMorat, Fordham	33	Joe Mischler, Duquesne	7
Passing Yards (150 ranked)	Joe Mischler Darius Perrantes	77 126	3 8	948 245	Tim DeMorat, Fordham	3,023	Marquez McCray, Sacred Heart	1,313
Passing Yards Per Game (150 ranked)	Joe Mischler Darius Perrantes	78 127	4 8	158.0 49.0	Tim DeMorat, Fordham	431.9	Marquez McCray, Sacred Heart	218.8
Passing Yards per Completion (109 ranked)	Joe Mischler	73	4	11.02	Connor Watkins, Villanova	18.03	Cole Doyle, Saint Francis (PA)	12.93
Points Responsible For (187 ranked)	Joe Mischler Abdul Janneh	138 187	2 4	42 36	Lindsey Scott, UIW	228	Alex Schmoke, Saint Francis (PA)	57
Points Responsible For Per Game (140 ranked)	Joe Mischler	140	4	7.0	Lindsey Scott, UIW	32.6	Alex Schmoke, Saint Francis (PA)	9.5
Punt Return TDs (1 ranked)					26 players tied	1		
Punt Returns (39 ranked)					Dylan Laube, New Hampshire	20.5		
Punting (91 ranked)	Michael Berarducci	81	4	36.0	Jake Gerardi, Southern Utah	50.3	Aidan Clark, Central Conn. St.	40.0
Receiving TDs (139 ranked)	Abdul Janneh Dwayne Menders	13 75	1 3	6 3	Taylor Grimes, UIW	10	Abdul Janneh, Duquesne	6
Receiving Yards (150 ranked)	Dwayne Menders Abdul Janneh	38 77	2 6	459 376	Fotis Kokosioulis, Fordham	800	Makai Jackson, Saint Francis (PA)	524
Receiving Yards Per Game (199 ranked)	Dwayne Menders Abdul Janneh	35 72	2 6	76.5 62.7	Fotis Kokosioulis, Fordham	114.3	Makai Jackson, Saint Francis (PA)	87.3
Receptions Per Game (197 ranked)	Dwayne Menders Abdul Janneh	60 68	4 5	4.8 4.7	Joshua Tomas, Georgetown	8.2	Makai Jackson, Saint Francis (PA)	7.7
Rush Yards Per Carry (131 ranked)	Billy Lucas DeMarcus Ware	90 105	3 5	4.08 3.74	Jaden Shirden, Monmouth	8.81	Pat Bowen, LIU	5.14
Rushing TDs (97 ranked)	Billy Lucas	97	2	3	Sean Chambers, Montana St.	16	Malik Grant, Sacred Heart	6
Rushing Yards (199 ranked)	Billy Lucas DeMarcus Ware	71 183	3 6	375 232	Jaden Shirden, Monmouth	1,013	Malik Grant, Sacred Heart	507
Rushing Yards Per Game (200 ranked)	Billy Lucas DeMarcus Ware	66 170	3 6	62.5 38.7	Jaden Shirden, Monmouth	144.7	Malik Grant, Sacred Heart	84.5
Sacks (189 ranked)	Todd Hill Kevin Kurzinger	5 189	1 7	1.08 0.33	John Pius, William & Mary	1.58	Todd Hill, Duquesne	1.08
Scoring (197 ranked)	Abdul Janneh Brian Bruzdewicz	84 172	3 7	6.0 4.8	Sean Chambers, Montana St.	13.7	Alex Schmoke, Saint Francis (PA)	9.5
Solo Tackles (32 ranked)					Brent Jackson, Bucknell	7.0		
Tackles For Loss (78 ranked)	Todd Hill	13	1	1.6	John Pius, William & Mary	2.4	Todd Hill, Duquesne	1.6
Total Offense (200 ranked)	Joe Mischler Billy Lucas	96 183	5 10	157.5 62.5	Tim DeMorat, Fordham	438.1	Marquez McCray, Sacred Heart	221.5
Total Points Scored (0 ranked)								
Total Tackles (200 ranked)					Johnny Buchanan, Delaware	13.0	Chizurum Umunakwe, Central Conn. St.	10.5
Total Touchdowns (111 ranked)	Abdul Janneh	48	1	6	Sean Chambers, Montana St.	16	Malik Grant, Sacred Heart Makai Jackson, Saint Francis (PA) Abdul Janneh, Duquesne	6 6 6
Yards per Pass Attempt (109 ranked)	Joe Mischler	86	5	6.41	Tim DeMorat, Fordham	10.99	Cole Doyle, Saint Francis (PA)	8.62
Yards per Reception (200 ranked)	Dwayne Menders Abdul Janneh	75 153	4 7	15.83 13.43	Takaariee Kenebrew, North Ala.	25.82	Naiem Simmons, Wagner	18.96





### #11 JOE MISCHLER

2022	COMP-ATT-INT	YDS	TD	LONG
at Florida State	7-17-0	71	1	22
at Youngstown State	22-41-3	274	2	45
vs Thomas More	18-23-1	241	1	67
at Hawai'i	16-30-2	133	0	17
at Stonehill	15-22-1	144	1	26
vs Merrimack	8-15-0	98	1	56

#### MISCHLER'S CAREER HIGHS

Completions	23, vs Sacred Heart
Attempts	41, at Youngstown State
Interceptions	3, at Youngstown State
Yards	385, vs LIU
Touchdowns	3, 2x - last vs Sacred Heart
Long	75, vs LIU

#### MISCHLER'S CAREER TOTALS

400+-Yard Games	0
300+-Yard Games	2
200+-Yard Games	5
Multiple TD Pass Games	4
All-Time Record as Starter	5-7

#### MISCHLER RUSHING

2022	ATT-YDS-TD	LONG
at Florida State	1-(-6)-0	0
at Youngstown State	1-(-1)-0	0
vs Thomas More	4-3-0	6
at Hawai'i	2-(-7)-0	3
at Stonehill	2-12-0	16
at Merrimack	5-(-4)-0	6

#### MISCHLER'S RUSHING CAREER HIGHS

Rush	9, vs Sacred Heart
Yards	63, vs Sacred Heart
Long	34, vs Sacred Heart
TDs	1, vs Sacred Heart
Career 100-Yard Games	-

### #7 DARIUS PERRANTES

2022	COMP-ATT-INT	YDS	TD	LONG
at Florida State	0-0-0	0	0	0
at Youngstown State	-	-	-	-
vs Thomas More	2-7-1	16	0	10
at Hawai'i	6-13-1	97	1	32
at Stonehill	4-11-1	27	1	12
vs Merrimack	5-12-0	105	1	48

2021	COMP-ATT-INT	YDS	TD	LONG
at TCU	3-9-0	76	-	37
at Ohio	23-34-0	194	1	30
vs VUL	6-8-1	78	-	26
at Merrimack	12-20-0	126	4	33
vs Bryant	29-41-1	316	3	37
at Sacred Heart	7-16-1	45	-	18
at LIU	19-32-2	215	3	42
vs CCSU	24-48-1	329	3	30
at Wagner	16-24-1	241	3	43

#### PERRANTES' CAREER HIGHS

Completions	29, vs Bryant
Attempts	48, vs CCSU
Interceptions	2, at LIU
Yards	329, vs CCSU
Touchdowns	4, at Merrimack
Long	61, at William & Mary '19*

\* at Rhode Island

#### PERRANTES' CAREER TOTALS

400+-Yard Games	0
300+-Yard Games	2
200+-Yard Games	4
Multiple TD Pass Games	6
All-Time Record as Starter	7-3

#### PERRANTES RUSHING

	ATT-YDS-TD	LONG
at TCU	1-(-7)-0	0
at Ohio	6-0-1	11
vs VUL	1-0-0	0
at Merrimack	1-(-2)-0	0
vs Bryant	7-38-1	11
at Sacred Heart	4-6-0	7
at LIU	0-0-0	0
vs CCSU	2-(-7)-0	3
at Wagner	3-11-0	6



MISCHLER



PERRANTES



#4 BILLY LUCAS

	Rushing		Receiving		
	ATT	YDS-TD	LONG	REC-YDS-TD	LONG
at Florida State	7	13-0	5	-	-
at YSU	13	34-0	11	1-11-0	11
vs Thomas More	19	136-2	30	1-8-0	8
at Hawai'i	18	70-0	11	3-45-0	32
at Stonehill	19	93-0	16	0-0-0	-
at Merrimack	16	34-1	9	1-3-0	3

CAREER HIGHS

Rush/Rec.	26, at Bryant '20-21	3, at Hawai'i
Yards	137, at LIU	45, at Hawai'i
Long	67, at LIU	32, at Hawai'i
TDs	2, 2x last vs Thomas More	-
Career 100-Yard Games	5	-

#9 DeMARCUS WARE

	Rushing		Receiving		
	ATT	YDS-TD	LONG	REC-YDS-TD	LONG
at Florida State	11	30-0	20	-	-
at YSU	10	24-0	10	-	-
vs. Thomas More	14	77-0	43	5-23-0	14
at Hawai'i	13	54-0	16	4-28-0	8
at Stonehill	13	43-0	8	2-7-0	4

CAREER HIGHS

Rush/Rec.	26, at Western Carolina*	8, at Kennesaw St.*
Yards	128, at VMI*	33, at The Citadel*
Long	66, at VMI*	17, at The Citadel*
TDs	3, at Western Carolina*	1, 2x last at The Citadel*
Career 100-Yard Games	2	-

\* at Samford

#5 JOEY ISABELLA

	REC	YDS	TD	LNG
at Florida State	-	-	-	-
at YSU	0	0-0	0	-
vs Thomas More	-	-	-	-
at Hawai'i	-	-	-	-
at Stonehill	-	-	-	-
vs Merrimack	-	-	-	-

CAREER HIGHS

Rec	8, at Ohio
Yds	76, vs Sacred Heart
Long	35, vs Sacred Heart
TDs	2, vs Sacred Heart
Career 100-Yard Games	-

#8 DWAYNE MENDERS, JR.

	REC	YDS	TD	LNG
at Florida State	2	8-0	8	-
at YSU	7	102-0	29	-
vs Thomas More	8	165-1	67	-
at Hawai'i	6	62-1	29	-
at Stonehill	2	40-0	25	-
vs. Merrimack	4	93-1	56	-

CAREER HIGHS

Rec	12, at Bryant*
Yds	165, vs Thomas More
Long	67, vs Thomas More
TDs	1, 5x last at Hawai'i
Career 100-Yard Games	4

\* at Marist

#3 ABDUL JANNEH

	REC	YDS	TD	LNG
at Florida State	3	44-1	22	-
at YSU	8	121-2	45	-
vs Thomas More	2	31-0	31	-
at Hawai'i	5	50-0	17	-
at Stonehill	6	57-2	26	-
vs Merrimack	4	73-1	48	-

CAREER HIGHS

Rec	8, at YSU
Yds	121, at YSU
Long	48, vs. Merrimack
TDs	2, at YSU
Career 100-Yard Games	1

#1 RAHMON HART, JR.

	REC	YDS	TD	LNG
at Florida State	0	0-0	-	-
at YSU	3	26-0	13	-
vs Thomas More	1	10-0	10	-
at Hawai'i	2	29-0	19	-
at Stonehill	2	16-0	12	-
vs. Merrimack	0	0-0	0	-

CAREER HIGHS

Rec	3, at Youngstown State
Yds	29, at Hawai'i
Long	19, at Hawai'i
TDs	-
Career 100-Yard Games	0

KICKING

#91 BRIAN BRUZDEWICZ

	FG-AT	PAT	PTS	LNG
at Florida State	0-1	1-1	1	-
at YSU	0-1	2-2	2	-
vs Thomas More	2-3	3-3	9	37
at Hawai'i	2-3	1-1	7	30
at Stonehill	2-2	2-2	8	28
vs. Merrimack	0-0	3-3	3	-

PUNTING

#32 MICHAEL BERARDUCCI

	NO	AVG	IN 20	LNG
at Florida State	7	38.1	2	48
at YSU	4	34.7	0	37
vs Thomas More	4	38.0	2	52
at Hawai'i	2	30.5	1	35
at Stonehill	3	32.3	1	42
vs. Merrimack	4	37.0	2	52



JANNEH



LUCAS



BRUZDEWICZ



## 2022 STARTING LINEUPS

### OFFENSE

	LT	LG	C	RG	RT	TE	QB	RB	WR	WR	WR
at Florida State	Oliver	Zacher	Dorundo	Fest	Lumia	Leopold <sup>^</sup>	Mischler	Lucas	Hart, Jr.	Janneh	Menders, Jr.
at Youngstown State	Oliver	Zacher	Dorundo	Fest	Lumia	Easterling	Mischler	Lucas	Hart, Jr.	Janneh	Lutz*
vs. Thomas More	Oliver	Zacher	Dorundo	Fest	Lumia	Easterling	Mischler	Lucas	Hart, Jr.	Janneh	Menders, Jr.
at Hawai'i	Oliver	Zacher	Dorundo	Fest	Lumia	Easterling	Mischler	Lucas	Hart, Jr.	Janneh	Menders, Jr.
at Stonehill	Oliver	Zacher	Dorundo	Fest	Lumia	Easterling	Mischler	Lucas	Hart, Jr.	Janneh	Menders, Jr.
vs. Merrimack	Oliver	Zacher	Dorundo	Fest	Lumia	Easterling	Mischler	Lucas	Hart, Jr.	Janneh	Menders, Jr.
at Central Conn. St.											
vs. LIU											
vs. Sacred Heart											
at Saint Francis											
vs. Wagner											
<b>Consecutive Starts</b>	<b>(6)</b>	<b>(6)</b>	<b>(21)</b>	<b>(16)</b>	<b>(21)</b>	<b>(5)</b>	<b>(6)</b>	<b>(6)</b>	<b>(6)</b>	<b>(6)</b>	<b>(4)</b>

<sup>^</sup>opened with four Wide Receivers  
<sup>\*</sup>opened with two tight ends

### DEFENSE

	DE	NT	DE	LB	LB	LB	LB	CB	SS	FS	CB
at Florida State	Ackerman	Hradecny	Proctor	Kurzinger	Stump	Rizzo	Daure <sup>^</sup>	Lowery	Josephs	Barnes	Webb
at Youngstown State	Ackerman	Lopez	D'Orazio	Hill	Dellovade	Rizzo	Daure <sup>^</sup>	Lowery	Josephs	Barnes	Webb
vs. Thomas More	Ackerman	Lopez	D'Orazio	Hill	Dellovade	Rizzo	Garnes <sup>^</sup>	Lowery	Muehlbauer	Barnes	Carson
at Hawai'i	Ackerman	Palmer	Proctor	Hill	Dellovade	Rizzo	Kurzinger	Lowery	Strozier	Barnes	Webb
at Stonehill	Kurzinger	Ackerman	D'Orazio	Hill	Dellovade	Rizzo	Carson <sup>^</sup>	Garnes	Strozier	Barnes	Webb
vs. Merrimack	Kurzinger	Ackerman	Howard	Hill	Stump	Johnson	Carson <sup>^</sup>	Garnes	Muehlbauer	Barnes	Webb
at Central Conn. St.											
vs. LIU											
vs. Sacred Heart											
at Saint Francis											
vs. Wagner											
<b>Consecutive Starts</b>	<b>(3)</b>	<b>(17)</b>	<b>(1)</b>	<b>(5)</b>	<b>(1)</b>	<b>(1)</b>	<b>(2)</b>	<b>(2)</b>	<b>(1)</b>	<b>(6)</b>	<b>(3)</b>

<sup>^</sup>opened with five Defensive Backs

## 2022 SCORING DRIVES

DUQUESNE	90+	80-89	70-79	60-69	50-59	40-49	30-39	20-29	10-19	0-9	Neg.	OT
Touchdowns	1	0	4	4	2	0	2	0	0	0	0	0
Field Goals	0	0	0	3	1	0	1	0	0	0	1	0

OPPONENT	90+	80-89	70-79	60-69	50-59	40-49	30-39	20-29	10-19	0-9	Neg.	OT
Touchdowns	0	4	4	3	5	1	2	0	2	0	0	0
Field Goals	0	1	1	0	2	0	1	0	0	0	0	0



## DUQUESNE CAREER CENTURY CLUB

### 100 YARDS RUSHING

20/137/TD	Billy Lucas at LIU '21
22/110/TD	Billy Lucas vs Sacred Heart '20-21
26/110/TD	Billy Lucas at Bryant '20-21
16/105/TD	Billy Lucas at Wagner '21
19/136/TD	Billy Lucas vs Thomas More '22

### 100 YARDS RECEIVING

8/121/2 TD	Abdul Janneh at Youngstown State '22
7/102	Dwayne Menders, Jr. at Youngstown State '22
8/165/1 TD	Dwayne Menders, Jr. vs Thomas More '22

### 300 YARDS PASSING

29-41/316/3 TD	Darius Perrantes vs Bryant '21
23-40/335/3 TD	Joe Mischler vs Sacred Heart '20-21
21-27/385/3 TD	Joe Mischler vs LIU '20-21

WEBB



## PASSING

Passing Yards		Opponent, Date	
Stat	Individual	Total	
400+	Dillon Buechel	423	at William & Mary, 11/28/15
350+	Joe Mischler	385	LIU, 3/21/21
300+	Darius Perrantes	329	CCSU, 11/13/21
250+	Joe Mischler	274	at YSU, 09/03/22

Touchdown Passes		Opponent, Date	
Stat	Individual	Total	
6+	Dillon Buechel	6	at Jacksonville, 10/1/16
5+	Tommy Stuart	5	at Robert Morris, 10/14/17
4+	Darius Perrantes	4	at Merrimack, 10/2/21
3+	Darius Perrantes	3	at Wagner, 11/20/21

Pass Attempts		Opponent, Date	
Stat	Individual	Total	
50+	Dillon Buechel	51	Bucknell, 9/10/16
40+	Joe Mischler	41	at YSU, 09/03/22
30+	Joe Mischler	30	at Hawai'i, 09/17/22

Pass Completions		Opponent, Date	
Stat	Individual	Total	
30+	Dillon Buechel	33	at William & Mary, 11/28/15
25+	Darius Perrantes	29	Bryant, 10/9/21
20+	Joe Mischler	22	at YSU, 09/03/22

Interceptions		Opponent, Date	
Stat	Individual	Total	
4+	Brett Brumbaugh	4	Robert Morris, 11/9/19
3+	Joe Mischler	3	at YSU, 09/03/22
0	Joe Mischler	0	Florida State, 08/27/22

**A non-quarterback TD pass ...**  
Bill Bair (RB) 26 yds. to Sean Patterson (QB) at Bryant, 11.20.10

## RECEIVING

Receiving Yards		Opponent, Date	
Stat	Individual	Total	
200+	Cyrus Holder	211	LIU, 3/21/21
175+	Cyrus Holder	211	LIU, 3/21/21
150+	Dwayne Menders	165	Thomas More, 9/12/22
125+	Dwayne Menders	165	Thomas More, 9/12/22

Touchdown Receptions		Opponent, Date	
Stat	Individual	Total	
4+	Blair Roberts	4	Bryant, 10/29/16
3+	Blair Roberts	4	Bryant, 10/29/16
2+	Abdul Jannah	2	at Stonehill, 10/01/22

Receptions		Opponent, Date	
Stat	Individual	Total	
12+	Chris King	12	at William & Mary, 11/28/15
10+	Kareem Coles, Jr.	10	at Robert Morris, 11/9/19
8+	Dwayne Menders	8	Thomas More, 9/12/22

Long Reception		Opponent, Date	
Stat	Individual	Total	
90+	Conrad Carter	91	Saint Francis, 9/20/08
80+	Nehari Crawford	80	Dayton, 9/15/18
70+	Cyrus Holder	75	LIU, 3/21/21
60+	Dwayne Menders	67	Thomas More, 9/12/22
50+	Dwayne Menders	56	Merrimack, 10/8/22

**Two players with 100+ yards...**  
Abdul Jannah (8-121-2 TD) & Dwayne Menders, Jr. (7-102) at Youngstown State (09/03/22)

**Two players with 2+ receiving touchdowns...**  
Nehari Crawford (6-70-2) & Kareem Coles, Jr. (2-21-2) vs. West Virginia Wesleyan, 9.30.17

## RUSHING

Rush Yards		Opponent, Date	
Stat	Individual	A-Y-TD	
300+	Mike Hilliard	31-323-5	La Salle, 9/27/03
250+	Mike Hilliard	31-323-5	La Salle, 9/27/03
200+	A.J. Hines	31-213-1	Sacred Heart, 11/10/18
150+	A.J. Hines	28-175-1	at Towson, 11/24/18

Rush Attempts		Opponent, Date	
Stat	Individual	Total	
40+	Mike Hilliard	40	at Morehead State, 11/1/03
30+	A.J. Hines	33	at Bryant, 11/16/19

Rush Touchdowns		Opponent, Date	
Stat	Individual	Total	
5+	Larry McCoy	5	at Sacred Heart, 11/14/09
4+	Larry McCoy	5	at Sacred Heart, 11/14/09
3+	A.J. Hines	3	Robert Morris, 10/13/18

Long Rush		Opponent, Date	
Stat	Individual	Total	
90+			
80+	Josh Rue	86	Canisius, 11/17/01
70+	Garrett Owens	75	at Sacred Heart, 10/23/21
60+	Billy Lucas	67	at LIU, 11/6/21
50+	Billy Lucas	67	at LIU, 11/6/21

**Two players rushed for 100+ yards ...**  
Garrett Owens (12-119-2) & Billy Lucas (16-105-1) at Wagner, 11/20/21

## ALL PURPOSE YARDS

Yards		Opponent, Date	
Stat	Individual	Total	
350+	Josh Rue	409	Canisius, 11/17/01
300+	Mike Hilliard	323	La Salle, 9/27/03
250+	A.J. Hines	256	at Saint Francis, 10/20/18
200+	Cyrus Holder	211	LIU, 3/21/21

Touchdowns		Opponent, Date	
Stat	Individual	Total	
5+	Larry McCoy	5	at Sacred Heart, 11/14/09
4+	Blair Roberts	4	Bryant, 10/29/16
3+	A.J. Hines	3	Robert Morris, 10/13/18

## DEFENSE

Tackles		Opponent, Date	
Stat	Individual	Total / Solo	
20+	Nathan Totino	23/13	Albany, 10/4/08
15+	Carter Henderson	16/9	at Liberty, 11/4/17
10+	CJ Barnes	6/4	Merrimack, 10/8/22

Sacks		Opponent, Date	
Stat	Individual	Total	
4+	Dorian Bell	4.0	Sacred Heart, 10/20/12
3+	A.J. Garson	3.5	at Wagner, 11/20/21

Tackles for Loss		Opponent, Date	
Stat	Individual	Total	
5+	Christian Kuntz	6.0	Dayton, 9/17/16
4+	Christian Kuntz	6.0	Dayton, 9/17/16
3+	Todd Hill	3.0	at Stonehill, 10/01/22

Interceptions		Opponent, Date	
Stat	Individual	Total	
3+	Leigh Bodden	3	Iona, 11/2/02
2+	Jeremiah Josephs	2	at Merrimack, 10/2/21

**An interception was returned for a touchdown ...**  
Spencer DeMedal (29 yds) vs VUL 09.25.21

**A fumble was returned for a touchdown ...**  
Christian Kuntz (0 yds) vs. Sacred Heart 11.12.16

**Had three defensive scores ...**  
Interception (71 yds), Fumble (0 yds) & Interception (33 yds) in a span of 4:09 of 1Q vs. West Liberty, 10.5.13

**A safety was recorded ...**  
vs VUL (snap over quarterback's head out of back of end zone), 09.25.21

**Two safeties were recorded ...**  
2 at Robert Morris (10:27 & 3:26 of 3rd quarter), 10.19.13

## SPECIAL TEAMS

FGs Made		Opponent, Date	
Stat	Individual	Total	
4+	Brian Bruzdewicz	4	at Ohio, 9/11/21
3+	Brian Bruzdewicz	4	at Ohio, 9/11/21

Long FG		Opponent, Date	
Stat	Individual	Total	
50+	Charlie Leventry	51	Wagner, 10/22/11
45+	Andrew Smith	45	at LIU, 11/6/21

Long Punt		Opponent, Date	
Stat	Individual	Total	
70+	Joe Maker	73	at Saint Peter's, 10/28/00
60+	Austin Crimmins	60	Dayton, 9/17/16

**A kickoff was returned for a touchdown ...**  
Xavier Nelson (82 yds) at CCSU, 11.16.16

**A punt was returned for a touchdown ...**  
Mark Allen (65 yds) vs. Wagner 10.26.19

**A punt was blocked ...**  
Nick Leopold at Sacred Heart, 10.23.21

**Blocked punt returned for a touchdown...**  
Steve Mougis (0 yd) vs. La Salle, 11.5.05

**A PAT was blocked...**  
Rob Marra at Wagner, 11.2.18

**A field goal was blocked ...**  
T.J. Johnson vs. Bryant , 10.9.21

**Blocked field goal returned for a touchdown...**  
Jared Williams (48 yds) at Dayton, 9.10.11

## TEAM

Total Offense		Opponent		Total	Date
Stat	Opponent	Total			
700+	Iona	751			10/21/00
600+	at Jacksonville	619			10/01/16
500+	at Wagner	551			11/20/21
<200	at Florida State	164			08/27/22

Passing Yards		Opponent		Total	Date
Stat	Opponent	Total			
400+	at William & Mary	423			11/28/15
350+	LIU	385			3/21/21
300+	LIU	385			3/21/21
<100	at Florida State	71			08/27/22

Rush Yards		Opponent		Total	Date
Stat	Opponent	Total			
400+	Valparaiso	425			9/17/11
300+	at Wagner	310			11/20/21
200+	at Wagner	310			11/20/21
<100	at Youngstown St.	51			09/03/22

Points		Opponent		Total	Date
Stat	Opponent	Total			
60+	La Salle	62			9/27/03
50+	Virginia-Lynchburg	56			9/25/21
40+	at Wagner	44			11/20/21

Turnovers		Opponent		Total	Date
Stat	Opponent	Total			
5+	at Robert Morris	7			11/9/19
4+	at Robert Morris	7			11/9/19

Takeaways		Opponent		Total	Date
Stat	Opponent	Total			
5+	None since before 2009				
4+	Merrimack	4			10/2/21

Sacks		Opponent		Total	Date
Stat	Opponent	Total			
7+	at Wagner	7			11/20/21
6+	Thomas More	6			9/10/22
5+	Thomas More	6			9/10/22

**Duquesne posted a shout out ...**  
W, 44-0 at Wagner 11.20.21

**Duquesne posted consecutive shoutouts ...**  
42-0 at Canisius, 11.9.02 & 27-0 vs. Fairfield, 11.16.02

**Duquesne did not score ...**  
L, 0-10 at Sacred Heart, 11.9.13

**Duquesne did not score in consecutive games ...**  
0-12 at Saint Francis (10.26.1991), 0-49 at Buffalo (11.2.91) & 0-35 vs. Allegheny (11.9.91) as a Division III member

**Duquesne did not score in the first half...**  
at Florida State (L, 7-47), 8.27.22

**Duquesne did not score in the second half ...**  
at Sacred Heart (L, 13-31), 10.23.21

**Duquesne did not score a touchdown...**  
at TCU (L, 3-45), 9.4.21

**Duquesne defeated a ranked team ...**  
No. 16 Towson (W, 31-10) 11.24.18

**Duquesne lost to a ranked team...**  
No. 18 Central Conn. St (L, 10-43), 11.23.19

**Duquesne won an overtime game ...**  
at Sacred Heart (W, 30-23 in OT), 9.22.07

**Duquesne lost an overtime game ...**  
vs Sacred Heart (L, 27-34 in OT), 4.11.21

**Had a game decided in final minute ...**  
31-27 W vs. Central Conn. St., 11.13.21,  
Cyrus Holder 30-yd TD reception with :29 seconds remaining

**Had a game decided on the final play**  
45-42 W at Sacred Heart (11.14.09),  
Charlie Leventry 31 yd FG as time expired

