

# 2018-19 GAME NOTES

# DUQUESNE DUKES BASKETBALL



Athletics Web Site: [GoDuquesne.com](http://GoDuquesne.com) • Athletics Twitter/Facebook/YouTube/Instagram: @GoDuquesne • Men's Basketball Twitter: @DuqMBB

## 2018-19 DUQUESNE DUKES

### NOVEMBER (4-2)

10 Sat.	WILLIAM & MARY - GC	W	84-70
12 Mon.	UIC - GC (OT)	W	89-88
17 Sat.	vs. Radford (at Akron, Ohio) - GC	W	69-64
20 Tues.	at Notre Dame - GC	L	56-67
25 Sun.	UMASS LOWELL	W	83-71
30 Fri.	vs. Pitt (PPG)	L	53-74

### DECEMBER (1-0)

5 Wed.	MARSHALL	W	93-82
9 Sun.	LONGWOOD	ESPN+	1:00
13 Thur.	MARYLAND EASTERN SHORE	ESPN+	7:00
16 Sun.	MAINE (DH)	ESPN+	12:00
19 Wed.	PENN STATE (PPG)	CBSSN	7:00
22 Sat.	EASTERN KENTUCKY	ESPN+	2:00
31 Mon.	NJIT	ESPN+	2:00

### JANUARY (0-0)

5 Sat.	at Davidson+	NBCSN	6:00
9 Wed.	FORDHAM+ (DH)	ESPN+	8:00
12 Sat.	SAINT JOSEPH'S+	AT&T SportsNet	4:00
16 Wed.	at Richmond+	ESPN+	7:00
20 Sun.	at George Washington+	NBCSN	4:00
23 Wed.	SAINT LOUIS+	AT&T SportsNet	8:00
26 Sat.	VCU+	AT&T SportsNet	2:00
30 Wed.	RHODE ISLAND+	ESPN+	7:00

### FEBRUARY (0-0)

2 Sat.	at Dayton+	ESPN+	2:00
6 Wed.	ST. BONAVENTURE+	Stadium	7:30
9 Sat.	at Fordham+	ESPN+	2:00
13 Wed.	at La Salle+	ESPN+	7:00
16 Sat.	GEORGE WASHINGTON+ (CCC)	NBCSN	12:00
23 Sat.	at George Mason+	ESPN+	4:00
27 Wed.	at St. Bonaventure+ (DH)	ESPN+	7:30

### MARCH (0-0)

2 Sat.	MASSACHUSETTS+ (DH)	AT&T SportsNet	2:00
6 Wed.	at Saint Louis+	ESPN+	8:00
9 Sat.	DAYTON+	AT&T SportsNet	7:00

ATLANTIC 10 CHAMPIONSHIP • Barclays Center • Brooklyn, N.Y.

13-17

GC - Gotham Classic (campus sites)

PPG - game at PPG Paints Arena

CCC - Chuck Cooper Classic vs. GW

+ Atlantic 10 Conference game



## G8 | LONGWOOD (7-3) at DUQUESNE (5-2)

Sun., Dec. 9, 2018 • 1:00 pm ET • Pittsburgh, Pa. • A.J. Palumbo Center (4,390)

TELEVISION: ESPN+ with Tim Benz (xpx) & Ellis Cannon (analyst)

RADIO: WJAS-AM 1320 / iHeartRadio with Ray Goss ('58) & Jarrett Durham ('71)

IN-GAME STATS: StatBroadcast <http://duqstats.com>



## DUQUESNE DUKES

Record: 5-2  
Atlantic 10: 0-0  
Non-Conference: 5-2  
H: 4-0; A: 0-1; N: 1-1

Head Coach: Keith Dambrot  
Overall: 434-227 (21st season)  
At Duquesne: 21-18 (2nd season)

### LEADERS

Points	Michael Hughes (13.7)
Rebounds	Eric Williams Jr. (7.3)
Assists	Sincere Carry (42/6.0)
Steals	Sincere Carry (18/2.6)
Blocks	Amari Kelly (8/1.3)
3-Pointers	Eric Williams Jr. (16)

### TEAM

Points / Margin	75.3 / +1.6
Rebounds / Margin	35.9 / even
Turnovers / Margin	16.0 / +0.6



## LONGWOOD LANCERS

Record: 7-3  
Big South: 0-0  
Non-Conference: 7-3  
H: 4-0; A: 2-2; N: 1-1

Head Coach: Griff Aldrich  
Overall: 7-3 (1st season)  
At Longwood: Same

### LEADERS

Points	Isaiah Walton (19.2)
Rebounds	Isaiah Walton (8.0)
Assists	Shabooty Phillips 31/3.1
Steals	Sean Flood (11/1.1)
Blocks	Damarion Geter (6/0.8)
3-Pointers	Shabooty Phillips (18)

### TEAM

Points / Margin	65.3 / +5.2
Rebounds / Margin	38.8 / +5.1
Turnovers / Margin	15.7 / -1.5

Duquesne (5-2), which defeated one of the top scoring teams in the nation in Marshall (87.0 ppg.), 93-82, on Wednesday, continues a stretch of nine consecutive games within city limits when it hosts Longwood (7-3) - one of the nation's stingiest teams - on Sunday, Dec. 9 at 1:00 p.m. at the Palumbo Center (ESPN+). DU had its best shooting day since March of 2016 (.579) in scoring a season high 93 versus the Thundering Herd. In Longwood, Duquesne will be facing a team that is limiting opponents to 60.1 points on .374 shooting per game. Longwood is the second Big South Conference opponent for Duquesne on the young season. DU defeated Big South preseason favorite Radford, 69-64, in a neutral-site game at Akron, Ohio on Nov. 17. Duquesne, which has won five in a row at home, is 12-2 under Keith Dambrot in nonconference home games.

## 2018-19 DUQUESNE UNIVERSITY DUKES TENTATIVE STARTERS

#	P	Name	Ht	Cl	Pts	Reb	G/GS	Hometown	Quick Facts
5	F	Marcus Weathers	6-5	So.	8.8	6.2	6/6	Overland Park, Kan.	Led team with seven rebounds in 27 minutes vs. Marshall
21	C	Michael Hughes	6-8	So.	13.7	5.9	7/7	Kansas City, Mo.	Averaging 19.7 ppg. in past 3g (24-of-30 from field); shooting .709 overall
50	G	Eric Williams Jr.	6-6	So.	13.4	7.3	7/6	Port Huron, Mich.	Team leading rebounder; has a pair of double-doubles
1	G	Mike Lewis II	6-1	Jr.	7.0	1.1	7/7	St. Louis, Mo.	Seventh on DU career 3-pointers list with 159; 961 career points
35	G	Sincere Carry	6-1	Fr.	10.3	3.3	7/7	Solon, Ohio	Has 42 assists (6.0 apg.) & 18 steals; 2.3-to-1 assist-to-turnover ratio

### Off the Bench

0	G	Tavian Dunn-Martin	5-8	So.	6.0	1.0	7/0	Huntington, W.Va.	Second on team with 19 assists (2.1-to-1 assist-to-turnover ratio)
2	G	Brandon Wade	6-2	Fr.	1.1	0.7	7/0	Ann Arbor, Mich.	Has come off the bench in all seven games; 3 assists vs. William & Mary
3	G	Frankie Hughes	6-4	So.	5.6	1.3	7/1	Cleveland, Ohio	Made first Duquesne start vs. Marshall (6 pts in 20 minutes)
14	F	Gavin Bizeau	6-11	Fr.	0.3	1.3	3/0	Plainfield, Ind.	Grabbed three rebounds in six minutes off the bench vs. UMass Lowell
22	G	Lamar Norman Jr.	6-3	Fr.	3.0	1.3	6/0	Grand Rapids, Mich.	Came off the bench to score 11 points in 15 minutes vs. UIC
23	F	Amari Kelly	6-9	Fr.	1.8	2.5	6/0	Long Island, N.Y.	Has 14 rebounds and 8 blocks in 35 minutes in DU's past 3 g.
25	C	Dylan Swingle	6-11	Fr.	---	---	--/--	Cillicothe, Ohio	Averaged 23.1 points & 13.4 rebounds as a senior for Paint Valley HS
34	F	Austin Rotroff	6-10	Fr.	6.3	2.9	7/1	Wauseon, Ohio	Nov. 12 A-10 co-ROW after 17 pts & 7 rebs. in 20 min. vs. W&M
20	F	Kellon Taylor	6-5	Jr.	---	---	--/--	Landover, Md.	Two-sport athlete (FB/WR) was in uniform for first time vs. Marshall (DNP)





## QUICK FACTS

### GENERAL

Name of School	Duquesne University
Street Address	600 Forbes Avenue
City/Zip	Pittsburgh, Pa. 15282
Founded	1878 by the Holy Ghost Fathers
Enrollment	9,256
Nickname	Dukes
School Colors	Red and Blue
Red (PMS 200) & Blue (PMS 282)	
Arena/Capacity	A.J. Palumbo Center/4,390 & PPG Paints Arena/flex seating up to 19,000
Affiliation	NCAA Division I
Conference	Atlantic 10 / 41 seasons
President	Ken Gormley (Pittsburgh '77)
Athletics Director	Dave Harper (Wright St. '92)
Athletic Dept. Phone	412-396-6565
Ticket Office Phone	412-232-DUKE (3853)
University Website	www.duq.edu
Athletics Website	www.GoDuquesne.com

### HISTORY

First Year of Basketball	1913-14
All-Time Record	1,391-1,112 (103rd season)
NCAA Tournament/Last (Record)	5/1977 (4-5)
NIT/Last (Record)	17/2009 (17-19)
CBI/Last (Record)	3/2016 (2-3)
Atlantic 10 Record	230-419 (41 seasons)
Last Post-Season Opponent	at Morehead State (L 72-82) 2016 CBI 2nd rnd

### COACHING STAFF

Head Coach	Keith Dambrot (Akron '82)
Record at Duquesne (Yrs.)	21-18 (2nd year)
Career Record (Yrs.)	434-227 (21st year)
Assistant Coaches	Rick McFadden (Akron '05) Charles Thomas (Eastern Michigan '00) Terry Weigand (Ashland '89)
Director of Operations	Steve McNees (Akron '10)
Asst. to the Head Coach	Carl Thomas (Eastern Michigan '00)
Dir. Player Development/Video Coordinator	Eric Harper (Akron '15)
Dir. Community Relations and Player Mentoring	Bill Brown (Ohio '74)
Graduate Asst.	Jake Kretzer (Akron '16)
Graduate Asst.	Chad Pichoske (Niagara '17)
Assoc. AD/Sports Performance	John Henderson
Athletic Trainer (MBB)	Brian Beck

### TEAM INFORMATION

	ALL	H	A	N
Record	16-16	13-6	2-7	1-3
A-10/Finish	7-11/t10th	5-4	2-7	0-0
A-10 Championship	(0-1) <i>lost in second round to Richmond</i>			
Final Rank (Poll)	None			
Post Season	None			
Starters Returning/Lost	2/3			
First-Year Players	11			

### ON TWITTER

Athletics	@GoDuquesne
Men's Basketball	@DuqMBB
Keith Dambrot	@CoachDambrot

### MEDIA RELATIONS

Men's Basketball Contact	Dave Saba
Office	412-396-5861
Cell	412-225-5317
E-mail	saba@duq.edu

## NOTING THE DUKES

• Duquesne's three Gotham Classic wins came over opponents who averaged 20.7 wins last season: William & Mary (19-12), UIC (20-16, CIT) & Radford (23-13, NCAA). The Dukes led at Notre Dame (21-15, NIT last year) 52-51 with 6:31 left in their fourth Gotham Classic game.

• Second-year head coach **Keith Dambrot's** 16 wins in 2017-18 were the most by a DU first-year coach since Duddy Moore went 17-5 in 1948-49. Moore coached Keith's father, Sid, from 1952-54 during his highly-successful 10 seasons on the Bluff. There were 10 coaches between Moore and Dambrot. Dambrot engineered the seventh-best single-season improvement in school history in 2018 (+6.0, from 10-22 in 2016-17 to 16-16 last year).

• Duquesne has a roster that features 11 newcomers, including four eligible Division I transfers. **The 11 newcomers are tied for third-most of any NCAA Division I program. DU is ranked 343 of 353 schools in KenPom's listing of "most experienced" college teams.**

• The Dukes have seven freshmen and five sophomores on the 2018-19 roster. Of the 11 newcomers, 10 have seen action so far this season.

• Forward **Kellon Taylor**, a two-sport athlete who plays receiver for DU's FCS football team, was in uniform for the first time for the Marshall game. Taylor caught a team-high five passes for a team-best 97 yards in the Dukes' second round FCS Playoff loss at South Dakota State Dec. 1. It was the first time DU advanced to the second round of the FCS Playoffs. Taylor, who finished second on the team with 44 catches for 576 yards and two TDs, played in 29 consecutive basketball games last season after the joining the team for the Nov. 19 game vs. Robert Morris.

• Freshman point guard **Sincere Carry** had an eye-opening debut, with seven points and nine assists (without a turnover) vs. William & Mary. He followed that with 32 points and eight more assists vs. UIC. The nine assists tied the sixth-most by a DU freshman, while the 32 points tied the second-highest total by a Dukes freshman (see p.11). **Carry ranked 32nd nationally in assists per game (6.0) and 14th in steals per game (2.57) through Wednesday.**

• Six-ten freshman forward **Austin Rotroff** was named A-10 co-Rookie of the Week on Nov. 12 following his opening game 17-point, seven-rebound outing vs. William & Mary. Rotroff went 6-of-7 from the field (3-of-3 from 3-point) vs. the Tribe.

• Sophomore **Eric Williams Jr.**, who was named second team preseason All-Atlantic 10, ranks second on the team in scoring (13.4) and first in rebounding (7.3). The A-10 All-Rookie Team pick set DU single-game freshman records for points (34 vs. George Mason) and rebounds (16 vs. Stetson) in a game last season. He also broke the school record for 3-pointers in a game with nine vs. George Mason. Williams Jr. has two double-doubles this season.

• DU has added four Division I transfers, all of whom practiced with the team while sitting out in 2017-18: 5-8 So. G **Tavian Dunn-Martin** (Akron), 6-4 So. G **Frankie Hughes** (Missouri), 6-8 So. C **Michael Hughes** (Akron) and 6-5 So. F **Marcus Weathers** (Miami, Ohio). Michael Hughes and Weathers have started all five games, while Frankie Hughes and Dunn-Martin have seen significant action in all five games off the bench.

• Dambrot and his staff assembled the tallest recruiting class in school history. The seven-man group includes 6-11 **Gavin Bizeau** (Plainfield, Ind.), 6-11 **Dylan Swingle** (Chillicothe, Ohio), 6-10 **Austin Rotroff** (Wauseon, Ohio), 6-9 **Amari Kelly** (Long Island, N.Y.), 6-3 **Lamar Norman Jr.** (Grand Rapids, Mich.), 6-2 **Brandon Wade** (Ann Arbor, Mich.) and 6-1 **Sincere Carry** (Solon, Ohio). An eighth recruit - 6-11 **James Ellis** (Pittsburgh, Pa.) - is sitting out in 2018-19. Duquesne had never had a recruiting class with more than two players 6-9 or taller.

• Duquesne was picked to finish 11th in the Atlantic 10 preseason poll of conference coaches and media released on October 18. Eric Williams Jr. was named preseason second team All-A-10. He is the first Duke since Damian Saunders (2010-11) to earn preseason second team all-conference honors.

• Junior guard **Mike Lewis II** needs 39 points to become Duquesne's 39th 1,000-point scorer. Lewis II scored 452 points as a freshman and added 460 last season. He has scored in double digits in 53 of 71 career games.

## TRENDING

• Duquesne shot a season-best .579 and scored a season-high 93 points in Wednesday's win over Marshall. DU's 33 field goals tied the Dambrot Era high.

• First-year Akron transfer **Michael Hughes**, who is 24-of-30 (.800) from the field in his past three games (19.7 ppg. over that span) **ranked seventh nationally in FG% (.709 overall) through Wednesday's games.** Hughes, who has scored in double digits in DU's past five games, has scored 19, 20 & 20 points in his past three. The 20 points are a career high.

• Six players have either led or tied for the team lead in scoring in DU's first seven games.

• The Dukes, led by freshman **Sincere Carry's** 42 dishes, are averaging 15.4 assists per game. DU averaged 11.9 apg. last season. Carry had 19 points, 7 assists, 5 rebounds and 5 steals in 33 turnover-free minutes vs. Marshall.

• **Mike Lewis II**, who entered the Marshall game averaging 5.7 ppg., tied his season high with 15 points in 19 minutes. Lewis II was 5-of-6 from the field.

• DU is 13-3 under **Keith Dambrot** when holding opponents under 70 points. The Dukes are also 14-2 when they are the first to reach the 70-point mark.

• Duquesne is 19-1 under Dambrot when leading with five minutes left.

• DU's 9.29 steals per game average is the most by a Dukes' team since Ron Everhart's 2011 squad - led by freshman guard T.J. McConnell - led the nation with 9.91 spg.



## 'TIS BETTER TO GIVE

Freshman point guard Sincere Carry, who ranked 18th nationally in assist rate thru Wednesday (38.6 according to Kenpom.com), is averaging 6.0 apg. on the young season. Here's where Carry stands on DU's all-time list of single-season assist average:

*Assists were first recorded as an official stat by the NCAA in 1983-84, Duquesne's records date back further, pre-1983-84 seasons in italics:*

Avg	Player	G	Tot	Year
<b>6.00</b>	<b>SINCERE CARRY</b>	<b>7</b>	<b>42</b>	<b>2018-19</b>
6.00	Norm Nixon, Jr.	25	150	1975-76
6.00	Norm Nixon, Fr.	24	144	1973-74
5.933	Norm Nixon, Sr.	30	178	1976-77
5.931	Martin Osimani, Jr.	29	172	2003-04
5.71	Aaron Jackson, Sr.	34	194	2008-09
5.60	Clayton Adams, Jr.	20	112	1989-90
5.58	Mike Barr, Sr.	25	142	1971-72
5.56	Mickey Davis, Jr.	25	139	1970-71
5.52	T.J. McConnell, So.	31	171	2011-12
5.48	Clayton Adams, So.	29	159	1988-89
5.29	Kenya Hunter, Fr.	28	148	1992-93

### CARRY'S TOP ASSIST GAMES

9	William & Mary	0 turnovers	Nov. 10
9	UMass Lowell	4 turnovers	Nov. 25
8	UIC	1 turnover	Nov. 12
7	Marshall	0 turnovers	Dec. 5

## DUKES AT PALUMBO

First Season	1988-89
Seasons Played	this is the 31st
Games Played	413
All-Time Record	229-184 (.554)
Atlantic 10 Record	100-131 (.433)
MCC Record (1992-93 only)	4-3 (.571)
Nonconference Record	124-50 (.713)
NIT (incl. in non-c total)	1-1 (.500)
CBI (incl. in non-c total)	1-0 (1.000)

Most Wins	13-6 in 2018
Longest Winning Streak	14 games
Current Home Streak (incl. PPG Arena)	W5
Current Streak at Palumbo	W5
Keith Dambrot at Palumbo	17-6
Dambrot nonconference at AJP	12-2
Dambrot Atlantic 10 at AJP	5-4

### Longest Palumbo Center win streak (14)

Last eight games of 1990-91 and first six of 1991-92 ... streak began with a 98-95 win over Saint Joseph's on Jan. 5, 1991, and ended with a 77-74 loss to Rhode Island on Feb. 9, 1992.

• Last season (13-6) marked just the seventh time in 30 years that the Dukes posted 10 or more wins at the Palumbo Center. The 13 wins broke the arena record set in 1993-94 (12-3).

• Duquesne's 10-game home win streak from December 4 through January 20 of last season was the second-longest in the 30-year history of Palumbo Center.



## A-10 HONOR ROLL

### PRESEASON SECOND TEAM ALL-CONFERENCE

Eric Williams Jr.

### ROOKIE OF THE WEEK

#### Nov. 12 Austin Rotroff (co-)

Scored 17 points and added seven rebounds in 20 minutes of the 84-70 season-opening win over William & Mary. Went 6-of-7 from the field, including 3-of-3 from 3-point.

## NEW KIDS ON THE BLUFF

With four eligible transfers and seven incoming freshmen, Duquesne ranks among the nation's leaders in most newcomers:

**Detroit Mercy** 14  
(5 Fr., 5 JC, 2 Grad Tr., 1 Tr., 1 Walk on)

**Florida Atlantic** 12  
(6 Fr., 3 JC, 2 Tr., 1 Grad Tr.)

**DUQUESNE** 11  
(7 Fr., 4 Tr.)

**Chattanooga** 11  
(5 Fr., 2 JC, 2 Tr., 1 Grad Tr., 1 RS)

**Iona** 11  
(5 JC, 2 Fr., 2 Tr., 1 RS, 1 Walk on)

**Wichita State** 10  
(7 Fr., 3 JC)

## ABOUT THOSE NEW FACES

DU's three returning lettermen are tied for fourth fewest among NCAA D-1 schools:

- 1 - Chattanooga
- 2 - UNC Asheville
- 2 - Drake
- 3 - DUQUESNE
- 3 - Nicholls
- 3 - Milwaukee
- 3 - Baylor
- 3 - Detroit Mercy
- 3 - Little Rock


## ACCORDING TO KENPOM

DU is ranked 343 of 353 schools in KenPom.com's "experience" category:

343 - DUQUESNE	349 - Maryland
344 - Duke	350 - Cal Northridge
345 - California	351 - UCLA
346 - Incarnate Word	352 - Kentucky
347 - Mount St. Mary's	353 - UNC Asheville
348 - Chattanooga	

## IT'S GOING TO BE A LOOOOOOOOONG SEASON

Seven DU newcomers were measured with 7-foot wingspans this summer. Six of the seven are expected to see action this season. Six-eleven James Ellis, and his team-long 7-7.5 wingspan, will be sitting out in 2018-19.





## DUKES AND LANCERS

Series Record

First meeting

### BY THE NUMBERS

CATEGORY	LWU	DUQ
Record	7-3	5-2
Streak	W2	W1
Last 5 g.	3-2	3-2
KenPom.com (as of 12/8)		
Scoring avg.	65.3	75.3
Opponent Scoring	60.1	73.7
Ppg. Margin	+5.2	+1.6
Field Goal %	.407	.445
Opponent FG %	.374	.443
Three-Pt. %	.306	.337
Opponent 3-Pt. %	.309	.371
Free Throw %	.733	.671
Turnovers /g.	15.7	16.0
Opponent TO's /g.	14.2	16.6
TO Margin	-1.5	+0.6
Rebounds	38.8	35.9
Opp. Reb.	33.7	35.9
Reb. Margin	+5.1	even
Assists/g.	10.4	15.4
Steals /g.	7.0	9.3
Blocks /g.	2.1	4.4

### SERIES QUICK NOTES

- Longwood, a member of the Big South Conference, is located in Farmville, Va.
- This is the first meeting between the Dukes and Lancers.
- Longwood (7-3), in its first season under head coach Griff Aldrich, has already tied last year's win total (7-26).
- Aldrich spent the past two seasons under Ryan Odom at UMBC where he helped the Retrievers to back-to-back 20-win seasons.
- The Lancers opened with four-straight wins, including a 63-59 victory over Atlantic 10 member Richmond at UR's Robins Center. Longwood also has a road win at Maryland Eastern Shore. Two of the Lancers losses (42-39 at Charlotte and 64-62 vs. Denver) came down to the final possession.
- Longwood enters the Duquesne game as the top defensive team in the Big South, limiting opponents to 60.1 points per game on .374 shooting. The Lancers, who focus on preventing layups and forcing contested 3-pointers, have allowed four dunks this season.
- Only two teams, Delaware State (in an 89-73 loss) and Seattle (in a 70-50 win) have scored 70 or more against Longwood this season.
- Six-five senior guard Isaiah Walton (19.2, 8.0), who led the Lancers in scoring in each of their first five games (4-1), has missed the last five (LU is 3-2 without him).
- The Lancers are coming off a 68-65 overtime home win over Frostburg State on Friday night. Shaboody Phillips (12.4, 5.7), who has either led or tied for the team lead in scoring in the last three games, tied Sean Flood (7.2, 3.3) for team high with 13 points.

## DUQUESNE VS. THE BIG SOUTH

Duquesne is 10-2 all-time - including a 6-1 mark at home - against the schools that comprise the current Big South Conference. The Dukes have won seven in a row over Big South schools, including a 69-64 win over Radford in a game played at Akron, Ohio on Nov. 17.

### RECORD BY OPPONENT

SCHOOL	W/L	LAST
Campbell		never met
Charleston Southern		never met
Gardner-Webb		never met
Hampton	0-1	1999-00
High Point	1-0	2008-09
Longwood		never met
Presbyterian		never met
Radford	6-1	2018-19
UNC Asheville	1-0	2006-07
USC Upstate	2-0	2008-09
Winthrop		never met

### GAME-BY-GAME

1/3/96	Radford	A	L	64-65	-1
1/4/97	Radford	H	W	102-92	+10
12/6/97	Radford	H	W	88-82	+6
12/5/98	Radford	A	W	71-67	+4
2/10/00	Hampton	H	L	64-71	-7
11/18/16	UNC Asheville	H	W	77-76	+1
12/30/07	USC Upstate	H	W	84-66	+18
11/14/08	High Point	H	W	84-55	+29
11/25/08	USC Upstate	A	W	79-69	+10
12/10/08	Radford	A	W	94-75	+19
11/29/09	Radford	H	W	71-63	+8
11/17/18	Radford	N1	W	69-64	+5

N1 - at Akron, Ohio

Home: 6-1 (2009-10 last) Road: 3-1 (2008-09 last) Neutral: 1-0 (2018-19 last)

**TOTAL: 10-2** (2018-19 last)

## 50-YEAR LETTERMAN



Duquesne has played over 2,500 games in its 103-year basketball history. Ray Goss, the radio "Voice of the Dukes" has been behind the mic for over half of them. Now in his 51st season, Goss, 81 (birthday Jan. 6), is the longest active radio play-by-play man in NCAA Division I basketball. Goss, who graduated from Duquesne with a B.A. in Radio/TV Journalism in 1958, called his first game on March 17, 1968 when Duquesne faced Fordham in the first round of the National Invitation Tournament at Madison Square Garden. He began on a full-time basis at the start of the 1968-69 season. Goss has missed just two games in his broadcasting career - one on Jan. 7, 1978 at Penn State when he auditioned for a regional play-by-play position with the NBA, and the other on Mar. 21, 2011 at Oregon while mourning his wife, Dee, who passed away the evening of DU's CBI win at Montana five days earlier. Ray's two longest consecutive games streaks spanned 237 games (Jan. 7, 1978 miss) then 977 more prior to the last game of 2011.

### LONGEST ACTIVE NCAA DIVISION I RADIO BROADCASTERS

years worked entering 2018-19

50	RAY GOSS	DUQUESNE
49	Bill Hillgrove	Pittsburgh
44	Art Challis	Southern Utah
44	Rich Chvotkin	Georgetown
44	Dave Nitz	Louisiana Tech
40	John Cox	Southern Miss
39	Mike Reis	Southern Illinois
39	Dave Snell	Bradley



## 2018-19 DUQUESNE MEN'S BASKETBALL ROSTER



No.	Name	Cl.	Pos.	Ht.	Wt.	Hometown/Last School (Transfer)
0	Tavian Dunn-Martin	So.	G	5-8	155	Huntington, W.Va./Huntington (Akron)
1	Mike Lewis II	Jr.	G	6-1	185	St. Louis, Mo./Chaminade
2	Brandon Wade	Fr.	G	6-2	185	Ann Arbor, Mich./Skyline
3	Frankie Hughes	So.	G	6-4	195	Cleveland, Ohio/Garfield Heights (Missouri)
5	Marcus Weathers	So.	F	6-5	225	Overland Park, Kan./Shawnee Mission North (Miami, Ohio)
14	Gavin Bizeau	Fr.	F	6-11	230	Plainfield, Ind./Plainfield
20	Kellon Taylor	Jr.	F	6-5	220	Landover, Md./DeMatha Catholic
21	Michael Hughes	So.	C	6-8	250	Kansas City, Mo./Liberty North (Akron)
22	Lamar Norman Jr.	Fr.	G	6-3	175	Grand Rapids, Mich./Godwin Heights
23	Amari Kelly	Fr.	F	6-9	225	Long Island, N.Y./Meadowcreek (Norcross, Ga.)
25	Dylan Swingle	Fr.	C	6-11	300	Chillicothe, Ohio/Paint Valley
31	Caleb Davis	Jr.	G	6-0	175	New Kensington, Pa./Valley
32	Zach Snyder	Sr.	F	6-5	210	Cranberry Township, Pa./Seneca Valley
34	Austin Rotroff	Fr.	F	6-10	235	Wauseon, Ohio/Wauseon
35	Sincere Carry	Fr.	G	6-1	180	Solon, Ohio/Solon
50	Eric Williams Jr.	So.	G	6-6	205	Port Huron, Mich./New Haven

### Other (sitting out in 2018-19)

James Ellis	Fr.	C	6-11	230	Pittsburgh, Pa./Westinghouse
-------------	-----	---	------	-----	------------------------------

### PRONUNCIATION GUIDE

14	Gavin Bizeau	bih-ZOE
35	Sincere Carry	sin-SEER
0	Tavian Dunn-Martin	TAY-vee-en
23	Amari Kelly	uh-MAR-ee
34	Austin Rotroff	ROE-troff

### STAFF

Keith Dambrot (head coach)	DAM-brot
Terry Weigand (asst. coach)	WHY-gand
Chad Pichoske (grad. asst.)	pih-CAW-skee
Dave Saba (media relations)	SAY-ba

### OTHER

Chillicothe, Ohio	chill-uh-KAW-thee
Solon, Ohio	SOLE-un
Wauseon, Ohio	WAW-see-ahn



## A QUICK LOOK AT THE 2018-19 DUKES

<b>0</b> <b>TAVIAN DUNN-MARTIN</b> <b>5-8 • Sophomore • G</b> <b>Huntington, W.Va.</b> <b>(6.0, 1.0)</b> <b>FG .326, FT 1.000</b>	<p>First-year transfer played in 36 games as a freshman at Akron in 2016-17 ... over 70 percent of his career field goal attempts have come from beyond the 3-point arc ... named 2015-16 Bill Evans Award winner ... the award is presented annually to the best player W.Va. by the West Virginia Sports Writers Association ... His father, Frank, played at Marshall from 1992-94.</p>	<b>22</b> <b>LAMAR NORMAN JR.</b> <b>6-3 • Freshman • G</b> <b>Grand Rapids, Mich.</b> <b>(3.0, 1.3)</b> <b>FG .600, FT 1.000</b>	<p>Was ranked as the No. 10 prospect in the state of Michigan by 247sports.com ... helped lead Godwin Heights to a 89-9 record over four seasons ... finished his career as Godwin Heights' all-time leading scorer ... went 4-of-4 (3-of-3 from 3pt) in his DU debut vs. UIC (finished with 11 points).</p>
<b>1</b> <b>MIKE LEWIS II</b> <b>6-1 • Junior • G</b> <b>St. Louis, Mo.</b> <b>(7.0, 1.1)</b> <b>FG .405, FT .800</b>	<p>His high school teammates at St. Louis Chaminade included: Jayson Tatum (Duke/Boston Celtics), Tyler Cook (Iowa) &amp; Will Gladson (Princeton) ... was just the fourth person in school history to lead Duquesne in scoring as a freshman (made the 2017 A-10 All-Rookie Team) ... musically inclined ... played the trumpet from fifth through 12th grade ... can also play piano.</p>	<b>23</b> <b>AMARI KELLY</b> <b>6-9 • Freshman • F</b> <b>Long Island, N.Y.</b> <b>(1.8, 2.5)</b> <b>FG .385, FT .333</b>	<p>Helped lead Meadowcreek to the 2018 Class 7A state championship ... it was the first state title in school history ... Cited as the No. 12 player in the state of Georgia and third team all-state by HoopSeen ... was born in New York City and moved to Georgia when he was six years old ... played football as a youngster before transitioning to basketball.</p>
<b>2</b> <b>BRANDON WADE</b> <b>6-2 • Freshman • G</b> <b>Ann Arbor, Mich.</b> <b>(1.1, 0.7)</b> <b>FG .200, FT .667</b>	<p>Named first team AP Class A all-state as a senior and second team as a junior ... his father, Keith, was a stand-out guard at Toledo from 1987-91 (1987 MAC All-Rookie Team) ... Keith finished his career with 1,148 points and 560 assists in 119 games ... Keith was an assistant coach at Skyline HS.</p>	<b>25</b> <b>DYLAN SWINGLE</b> <b>6-11 • Freshman • C</b> <b>Chillicothe, Ohio</b> <b>(-- , -- )</b> <b>FG -- , FT --</b>	<p>Finished his career with a Paint Valley HS, Scioto Valley Conference and Ross County record 1,796 points ... the Paint Valley scoring record stood for 43 years ... his 1,160 rebounds were the most in school history and second-most in conference and county history ... ranked 35th nationally among centers and in the Top 11 in the state of Ohio by 247 Sports.</p>
<b>3</b> <b>FRANKIE HUGHES</b> <b>6-4 • Sophomore • G</b> <b>Cleveland, Ohio</b> <b>(5.6, 1.3)</b> <b>FG .324, FT 1.000</b>	<p>Played in 30 games with 11 starts at Missouri in 2016-17 ... his 45 "3's" that year were one shy of the Mizzou freshman record ... was the first player in Tigers' history to begin a career with back-to-back 20-point games (23 vs. Alabama A&amp;M and 24 vs. Xavier) ... the 23 vs. Alabama A&amp;M tied the Missouri record for points in a freshman debut set by Steve Stipanovich in 1979-80.</p>	<b>31</b> <b>CALEB DAVIS</b> <b>6-0 • Junior • G</b> <b>New Kensington, Pa.</b> <b>(-- , -- )</b> <b>FG -- , FT --</b>	<p>Former student manager joined the team in August of 2016 after participating in summer workouts ... attended the same high school as Duquesne greats B.B. Flenory and Tom Pipkins ... nicknamed "1K" for his habit of getting up 1,000 shots per day.</p>
<b>5</b> <b>MARCUS WEATHERS</b> <b>6-5 • Sophomore • F</b> <b>Overland Park, Kan.</b> <b>(8.8, 6.2)</b> <b>FG .455, FT .458</b>	<p>Miami, Ohio transfer played in 32 games with nine starts for the Redhawks in 2016-17 ... had three double-doubles as a freshman ... played with his twin brother, Michael - who is older by three minutes - at Miami in 2017 ... the 6-2, 180-pound Michael has since transferred to Oklahoma State.</p>	<b>32</b> <b>ZACH SNYDER</b> <b>6-5 • Senior • F</b> <b>Cranberry Twp., Pa.</b> <b>(-- , -- )</b> <b>FG -- , FT --</b>	<p>Fourth-year player ... his mother, the former Susan Forsyth, played basketball for Rutgers and Michigan State and his father, Lawney, was a distance runner at Rutgers ... Sue began earned Academic All-Big 10 honors twice in three seasons (1987-89) ... was the heaviest born baby in the state of Arizona at the time of his birth at 11 pounds, 8 ounces.</p>
<b>14</b> <b>GAVIN BIZEAU</b> <b>6-11 • Freshman • F</b> <b>Plainfield, Ind.</b> <b>(0.3, 1.3)</b> <b>FG .000, FT .500</b>	<p>Ranked 44th nationally among centers and in the Top 12 in the state of Indiana by 247 Sports ... had 16 double-doubles - and one triple-double - as a senior ... his father, John, played center at Division II Ashland in the late 1980's.</p>	<b>34</b> <b>AUSTIN ROTROFF</b> <b>6-10 • Freshman • F</b> <b>Wauseon, Ohio</b> <b>(6.3, 2.9)</b> <b>FG .667, FT .818</b>	<p>Shot 66.3 percent in helping Wauseon to a 72-7 record and three Northwest Ohio Athletic League championships ... named A-10 Rookie of the Week (11/12) following 17 point (3-3 from 3pt), seven rebound effort in the opener vs. William &amp; Mary.</p>
<b>20</b> <b>KELLON TAYLOR</b> <b>6-5 • Junior • F</b> <b>Landover, Md.</b> <b>(-- , -- )</b> <b>FG -- , FT --</b>	<p>Two-sport athlete plays receiver for DU's FCS football team ... started for 32-5 DeMatha as a HS senior, where he played alongside McDonald's All-American Markelle Fultz (Washington/Philadelphia 76ers) ... was recruited as a football-only receiver by Boston College and Virginia Tech ... has played in 41 career games.</p>	<b>35</b> <b>SINCERE CARRY</b> <b>6-1 • Freshman • G</b> <b>Solon, Ohio</b> <b>(10.3, 3.3) 42 assists</b> <b>FG .466, FT .667</b>	<p>Helped lead Solon HS to a school record 27 wins (27-2) and first Ohio High School Athletic Association state championship game appearance in 2017-18 ... was one of 10 finalists for 2018 Mr. Ohio Basketball ... had nine assists in 29 turnover-free minutes in the opener vs. William &amp; Mary and followed that with 32 points (second-most by a DU freshman) vs. UIC.</p>
<b>21</b> <b>MICHAEL HUGHES</b> <b>6-8 • Sophomore • C</b> <b>Kansas City, Mo.</b> <b>(13.7, 5.9)</b> <b>FG .709, FT .621</b>	<p>Played in 20 games for 27-9 Akron in 2016-17 ... was named to the 20-man Class 5A all-state team by the Missouri Basketball Coaches Association - along with current DU teammate Mike Lewis II - in 2016 ... has lost over 40 pounds since transferring.</p>	<b>50</b> <b>ERIC WILLIAMS JR.</b> <b>6-6 • Sophomore • G</b> <b>Port Huron, Mich.</b> <b>(13.4, 7.3)</b> <b>FG .373, FT .710</b>	<p>Was the youngest player named to the 2018 A-10 All-Rookie Team ... finished finished one-tenth of a point shy of becoming the second freshman in school history to lead the Dukes in both scoring and rebounding ... set DU freshman records for points (34 vs. George Mason) and rebounds (16 vs. Stetson) in a game ... hit a school-record nine 3-pointers vs. George Mason ... stood 5-7 at the start of his freshman year of high school ... has added one inch and 15 pounds since enrolling ... has 13 double-doubles in 39 career games.</p>



## "1,000-POINT CLUB"




Junior Mike Lewis II is on track to become the 39th member of DU's 1,000-Point Club:

Pts	Name	Seasons	Years
1,963	Dick Ricketts	4	1952-55
1,903	Derrick Alston	4	1991-94
1,828	Tom Pipkins	4	1994-97
1,820	Wayne Smith	4	1999-02
1,805	Norm Nixon	4	1974-77
1,725	Willie Somerset	3	1962, '64-65
1,695	Derrick Colter	4	2013-16
1,628	Bill Clark	4	2008-11
1,605	Sihugo Green	3	1954-56
1,546	Bryant McAllister	4	2003-06
1,533	Bruce Atkins	4	1979-82
1,511	Damian Saunders	4	2008-11
1,485	Kevin Price	4	1995-98
1,459	Rick Suder	4	1983-86
1,428	Aaron Jackson	4	2006-09
1,411	Mike James	4	1995-98
1,394	Courtney Wallace	4	1998-01
1,382	B.B. Flenory	4	1977-80
1,355	Brian Shanahan	4	1986-89
1,339	Jarrett Durham	3	1969-71
1,337	Collins Dobbs	4	1985-86, '88-89
1,335	Emmett Sellers	4	1983-84, '86-87
1,269	Micah Mason	3	2014-16
1,245	Sean Johnson	4	2010-13
1,240	Kieron Achara<	4	2004-08
1,227	B.J. Monteiro	4	2009-12
1,213	Tony Petrarca>	4	1987-91
1,156	Lionel Billingy	3	1972-74
1,148	Ron Willard	3	1963-65
1,141	Effrem Whitehead	4	1991-94
1,122	John Moore	4	1977-79, '81
1,099	Kevin Forney	4	2000-03
1,094	Moe Barr	3	1967-69
1,091	Jim Tucker	3	1952-54
1,055	Eric Evans	4	2009-12
1,049	Ron Guziak	3	1966-68
1,034	Ed Dahler	4	1947-50
1,000	Chuck Cooper	4	1947-50
<b>961</b>	<b>MIKE LEWIS II</b>	<b>3rd</b>	<b>2017-</b>

### MOST CAREER 3-POINTERS

3M	Name	Seasons	Years
311	Tom Pipkins	4	1994-97
287	Tony Petrarca	4	1987-91
271	Micah Mason	3	2014-16
239	Derrick Colter	4	2013-16
227	Bill Clark	3	2008-11
179	Wayne Smith	4	1999-02
<b>159</b>	<b>MIKE LEWIS II</b>	<b>3rd</b>	<b>2017-</b>
140	Courtney Wallace	4	1998-01

## NATION'S TOP SOPHOMORES



### ERIC WILLIAMS JR.

2018-19 Preseason Second Team All-Atlantic 10  
2017-18 Atlantic 10 All-Rookie Team

Eric Williams Jr., who finished eighth among Division I freshmen in rebounds per game last season, entered the 2018-19 season as the nation's third-leading returning sophomore rebounder. Williams Jr. also ranked fourth among Division I returning sophomores in double-doubles:

### NCAA'S TOP RETURNING SOPHOMORE REBOUNDERS

PLAYER, SCHOOL	HT	POS	RPG	G
1. Loudon Love, Wright State	6-9	C	9.7	35
2. Oshae Brissett, Syracuse	6-6	F	8.8	37
<b>3. Eric Williams Jr., Duquesne</b>	<b>6-6</b>	<b>G</b>	<b>8.8</b>	<b>32</b>
4. Terry Taylor, Austin Peay	6-5	F	8.6	34
5. Steffon Mitchell, Boston College	6-8	F	8.3	34
6. Naz Bohannon, Youngstown St.	6-6	F	8.1	32
7. Cameron Lard, Iowa St.	6-9	F	8.1	29

### NCAA'S MOST RETURNING SOPHOMORE DOUBLE-DOUBLES

PLAYER, SCHOOL	HT	POS	G	DOUBLE-DOUBLES
1. Oshae Brissett, Syracuse	6-8	F	37	13
Loudon Love, Wright St.	6-9	C	35	13
3. Terry Taylor, Austin Peay	6-5	F	34	12
<b>4. ERIC WILLIAMS JR., Duquesne</b>	<b>6-5</b>	<b>G</b>	<b>32</b>	<b>11</b>
5. Jalen McDaniels, San Diego St.	6-10	F	33	9





## 1 • MIKE LEWIS II

Jr., G, 6-1, 185, St. Louis, Mo.

• 2016-17 ATLANTIC 10 ALL-ROOKIE TEAM

### CAREER

- Is 39 points shy of 1,000 with a team-high 961.
- Leads the team with 53 double-digit scoring g. (24 Fr., 27 Soph., 2 Jr.).
- Has scored in double digits in 53 of 71 career games.
- His 17 career 20-point games are also a team high.
- Ranks third on DU's career free throw percentage list (.828) and seventh on DU's career list with 159 3-pointers.
- Has hit five or more "3s" in a game eight times, including six three times and a career high seven from the arc (7-of-12) vs. Delaware State on Dec. 9, 2017.

### IN 2018-19

- Scored 15 points in 23 minutes in the win over Radford.
- Scored 13 of his 15 vs. Marshall in the first half, including 11 in a span of 2:14. The 11-point outburst included a four-point play.

### IN 2017-18

- His 89 3-pointers were the third-most by a DU player in a season.
- Led the team a scoring a team-high 12 times.
- Scored 20 or more eight times with a high of 29 (10-of-12, 6-of-7 from 3-point) vs. Maryland Eastern Shore. Hit his first seven shots vs. the Eagles. Went 7-of-7 (4-of-4 from 3-point) in scoring 19 in the first half.
- Established a new career high with seven 3-pointers (7-of-12) in scoring 23 points in 22 minutes vs. Delaware State. Hit his last three with 14:22 left in the 97-48 win.
- Scored eight of his 16 points in the final 1:32 to erase a seven-point deficit in a 65-64 win over Lamar. His 3-pointer with 11 seconds left proved to be the game winner.
- Went 6-of-11 from the arc in scoring a game-high 23 at VCU.
- With fellow guards Rene Castro-Caneddy and Tarin Smith on the bench after fouling out, scored 11 of his 25 points in the third overtime to lead the Dukes to a 101-94 win over La Salle. He had three points at the half.

### DUQUESNE HIGHLIGHTS

- Capped an outstanding freshman season by earning a spot on the Atlantic 10 All-Rookie Team.
- Was the fourth freshman - and first since Derrick Colter in 2013 - to lead the Dukes in scoring (14.1 ppg.). Also led the team in free throw pct. (83.2), 3-pointers made (a then DU freshman record 63) and min/g. (32.0).
- Was the Atlantic 10's leading freshman scorer. His 15.3 points per game in conference play ranked 10th in league games only.
- Scored in double digits 24 times & led team in scoring 13 times (both team highs).
- Had a team-high nine 20-point games, with seven coming in the last 11 g.
- Scored 20 or more seven times in 18 Atlantic 10 games with a career-high of 31 vs. UMass (6-of-7 from 3-point).
- Was named A-10 Rookie of the Week a league-high four times. The four ROWs were one shy of the school record set by Robert Mitchell in 2007 and tied by T.J. McConnell in 2011.
- His 31-point game vs. UMass was one shy of tying the then-DU freshman record. It was the highest-scoring game by a Dukes freshman since 1998. Lewis II went to the bench with 6:14 on the clock and the Dukes up 40.
- Scored 16 in a six-minute span around halftime of the UMass game, his five points in the final seven seconds of the first half, which culminated in a one-handed 3-pointer from just inside halfcourt off a steal, was SportsCenter's No. 2 play that night.
- His FT pct (.832) was the best ever by a DU freshman (min. 50 att.).
- Hit a then freshman record 63 3-pointers.

## 50 • ERIC WILLIAMS JR.

So., G, 6-6, 205, Port Huron, Mich.

• 2018-19 PRESEASON SECOND TEAM ALL-ATLANTIC 10  
• 2017-18 ATLANTIC 10 ALL-ROOKIE TEAM

### CAREER

- Has scored in double digits in 28 of 39 career games.
- Has 16 career double-digit rebound games and 13 career double-doubles (two of each this season).
- Has scored 20 or more seven times, with one 30-point outing.
- Has led (or tied for the team lead) in rebounds in 30 of 39 career games.
- Has hit five or more "3s" in a game four times, including a school record 9 (9-of-15) vs. George Mason on Jan. 20, 2018.

### IN 2018-19

- Posted double-doubles in back-to-back games vs. UIC (18-11) and Radford (14-10).
- Has led the Dukes in rebounding in four of seven games.
- Went 5-of-5 from the field (3-of-3 from 3-point) in scoring a game-high 22 vs. UMass Lowell. Tied his career high with four steals vs. the River Hawks.

### IN 2017-18

- Was the youngest player named to the 2018 Atlantic 10 All-Rookie Team (*one year and 10 months younger than Davidson's Kellan Grady, one year and six months younger than Richmond's Grant Golden, one year and three months younger than Saint Louis' Hasahn French and 12 days younger than Dayton's Jalen Crutcher*).
- Was named A-10 Rookie of the Week four times (11/13, 12/11, 1/8 & 1/22). The four ROW honors were one shy of the school record shared by Robert Mitchell (2007) and T.J. McConnell (2011).
- Finished eighth among Division I freshmen in rebounds per game. Six of the seven ahead of him were rated as '4- or 5-star' recruits by ESPN.COM including Deandre Ayton (Arizona), Marvin Bagley (Duke), Mo Bamba (Texas), Brandon McCoy (UNLV), Wendell Carter Jr. (Duke) & Oshae Brissett (Syracuse).
- Ranked tied for tenth among Division I freshmen with 11 double-doubles.
- Was the third-leading freshman scorer and top freshman rebounder in the Atlantic 10.
- Was 18th in scoring, second in rebounding and 11th in steals in the Atlantic 10 (all games).
- Finished one-tenth of a point shy of becoming the second freshman in school history to lead the Dukes in both scoring and rebounding. Williams Jr., whose 14.3 points per game were second to Mike Lewis II's 14.4 ppg., just missed joining Wayne Smith (16.6, 6.2), who accomplished the feat in 1998-99.
- Finished tied for second on Duquesne's freshman total points list with 458. His 280 rebounds were 11 shy of passing Dick Ricketts (290 in 1952) for most by a DU freshman.
- Set Duquesne single-game freshman records for points, with 34 vs. George Mason, and rebounds, with 16 vs. Stetson. The scoring record had stood since 1915 (32 set by Mike Morrissey vs. Canisius on Feb. 24, 1915) and the rebounding mark since 1983 (15 shared by three players the last was Greg Harrison vs. Baylor on Dec. 28, 1983).
- Set a new school record with nine 3-pointers (9-of-15) in his 34-point outing vs. George Mason.
- Broke the freshman record for 3-pointers in a season (67-of-184, .364), eclipsing the old mark of 63 set by teammate Mike Lewis II in 2016-17.
- His 11 double-doubles and 14 double-digit rebound games tied the most by a DU freshman (record set by Bruce Atkins in 1978-79). Had six double-doubles in 18 conference games.
- His 14 double-digit rebound games & 11 double-doubles ranked second in the conference.
- His 24 double-digit scoring games tied the third-most by a DU freshman.
- Scored 20 or more six times.



## 0 • TAVIAN DUNN-MARTIN

So. G, 5-8, 155, Huntington, W.Va. (Akron)

### IN 2018-19

- Scored a career-high 14 off the bench at Notre Dame (3-of-4 from 3-point).
- Had seven points and five assists in 24 minutes vs. Pitt.

### PRIOR TO DUQUESNE

- Was one of five players to see action in all 36 games for 27-9 Akron in 2016-17.
- Averaged 21.6 points and 3.1 assists per game as a senior at Huntington HS where he was named 2015-16 Bill Evans Award winner. The award is presented annually to the best player in the state by the West Virginia Sports Writers Association.
- Was a two-time Class AAA first team all-state selection (2015 & 2016), who helped lead the Highlanders to three-straight Class AAA Championship games.
- Was part of two Class AAA state championship teams (2014 & 2015).

## 2 • BRANDON WADE

Fr., G, 6-2, 185, Ann Arbor, Mich./Skyline

### IN 2018-19

- Has seen action in all seven games off the bench.

### PRIOR TO DUQUESNE

- Four-year starter averaged 23.3 points, 4.3 rebounds and 7.2 assists for 23-1 Sweet 16 regional finalist Skyline as a senior.
- Named first team Associated Press Class A all-state and a senior and second team as a junior.
- Two-time MLive Ann Arbor News Player of the Year.
- His father, Keith Wade, was a standout guard at Toledo from 1987-91. Keith, a member of the 1987 Mid-American Conference All-Rookie Team, finished his career with 1,148 points and 560 assists in 119 games. The 560 assists were the second-most in school history at the time.

## 3 • FRANKIE HUGHES

So., G, 6-4, 195, Cleveland, Ohio (Missouri)

### IN 2018-19

- Came off the bench to score 10 points in 24 minutes of DU's win over Radford.
- Has hit at least one 3-pointer in every game.
- Made his first start as a Duke vs. Marshall and hit a pair of 3-pointers in the first 4:32.

### PRIOR TO DUQUESNE

- Played in 30 of 32 games with 11 consecutive starts to open the season for the 8-24 Tigers in 2016-17. Averaged 7.6 points (11.8 ppg. as a starter) and 2.6 rebounds in just under 20 minutes per game.
- Scored in double digits eight times, with seven coming in the first nine games.
- His 45 3-pointers, in a team-high 168 attempts, were second-most on the team (45-of-168, .268).
- The 45 made 3-pointers were one shy of the Missouri freshman record set by Kareem Rush in 1999-00.
- Named Associated Press Division I First Team All-Ohio as a senior.

## 5 • MARCUS WEATHERS

So., F, 6-5, 225, Overland Park, Kan. (Miami, Ohio)

### IN 2018-19

- Started the first five games before missing the Pitt game due to illness.
- Grabbed a season-high eight rebounds vs. Radford.
- Hit a pair of 3-pointers in scoring 10 vs. UMass Lowell.

### PRIOR TO DUQUESNE

- Was one of four players to see action in all 32 games for Miami in 2016-17. Made eight consecutive starts from Jan. 10 through Feb. 4. Averaged 9.7 points and 6.0 rebounds per game in shooting 51.3 percent from the field.
- Scored in double digits 15 times with a season high of 19 both in his first career

start at Ball State on Jan. 10 and again in a start at Central Michigan on Jan. 21.

- Posted three double-digit rebound games with 12 vs. Grambling, 11 at Ohio and 10 at Kent State. The rebound totals were part of double-doubles vs. Grambling (18-12) and at Kent State (18-10).
- Played with his twin brother, Michael - who is older by three minutes - at Miami in 2017. The 6-2, 160-pound Michael has since transferred to Oklahoma State.

## 14 • GAVIN BIZEAU

Fr., F, 6-11, 230, Plainfield, Ind./Plainfield

### IN 2018-19

- Grabbed three rebounds in six minutes vs. UMass Lowell.

### PRIOR TO DUQUESNE

- Averaged 21.6 points, 11.5 rebounds and 3.5 blocked shots per game as a senior in helping Plainfield to a 13-10 record and back-to-back winning seasons for the first time since 2008 and '09.
- Ranked 44th nationally among centers and in the Top 12 in the state of Indiana by 247 Sports.
- His father, John, played center at Division II Ashland in the late 1980's. John led the Eagles in shooting percentage and total rebounds in 1986-87.

## 20 • KELLON TAYLOR

Jr., F, 6-5, 220, Landover, Md.

### CAREER

- Competes in both football (WR) and basketball at Duquesne.
- Played basketball alongside 2017 NBA No. 1 overall draft pick Markelle Fultz (U. of Washington/Philadelphia 76ers) at DeMatha HS.
- Saw his minutes/g. increase from 4.8 as a freshman to 19.4 as a sophomore.

### IN 2018-19

- Was in uniform for the first time for the Dec. 5 Marshall game (DNP).

### IN 2017-18

- Was in uniform for the first time for the Nov. 19 Robert Morris game. The RMU game was day after Duquesne's football season concluded at Bryant.
- Made his first career start - after just four practices - on Nov. 27 vs. Cornell.
- Scored in double digits twice with 13 vs. Fordham and 11 at GW.
- Had eight rebounds and eight points in 18 minutes off the bench in his second game back, vs. Pitt.
- Followed the Pitt game with eight more rebounds and a career (and team) high seven assists in 26 minutes vs. Maryland Eastern Shore.
- Established a new career high with nine boards in 22 minutes vs. Lamar.
- Corralled a ball off the backboard and laid it in with 4.8 seconds left to force a second overtime in the triple-overtime win over La Salle. Finished with eight points and six rebounds in 30 minutes.
- Posted his first double-digit game with 11 points in 25 minutes at GW.
- Went 5-of-5 (with three dunks) in scoring a career-high 13 points in 20 minutes vs. Fordham on Feb. 10. Added seven rebounds vs. the Rams.

### DUQUESNE HIGHLIGHTS

- Saw action in 12 games off the bench as a freshman after joining the team following football season in late November.

### 2018 FOOTBALL HIGHLIGHTS

- Duquesne, which competes at the FCS level (Northeast Conference), won the 2018 NEC title and advanced to the second round of the FCS Playoffs for the first time in school history where it lost at South Dakota State on Dec. 1. Taylor, a starter at receiver, had a career-long 68-yard reception vs. the Jackrabbits.
- Finished second on the team with 44 catches for 576 yards and two TDs.
- Caught a 10-yard touchdown pass in DU's game at FBS member Hawaii.
- Had a career-high eight receptions (for 52 yards) vs. Bryant and added a career-best 97 yards on five catches at South Dakota State.

**21 • MICHAEL HUGHES**

So., C, 6-8, 250, Kansas City, Mo. (Akron)

**IN 2018-19**

- Has scored in double digits six times, including each of the past five g.
- Scored 19 vs. UMass Lowell and followed that with 20 vs. Pitt and 20 more vs. Marshall. His high point game entering the season was six.
- Posted his first career double-double with 20 points and 10 rebounds (both career highs) vs. Pitt. Went 9-of-11 from the field vs. the Panthers.
- Was 7-of-9 in matching his career high of 20 points vs. Marshall.

**PRIOR TO DUQUESNE**

- Played in 20 games for 27-9 Akron in 2016-17.
- Finished his high school career with school records for rebounds (979), blocked shots (349) and field-goal percentage (64.9 percent). The blocks total ranked tenth in Missouri State High School Activities Association history. His 1,209 points were the second-most in school history.
- Was named - along with current DU teammate Mike Lewis II - to the 20-man 2016 Class 5A all-state team by the Missouri Basketball Coaches Association.

**22 • LAMAR NORMAN JR.**

Fr., G, 6-3, 175, Grand Rapids, Mich./Godwin Heights

**IN 2018-19**

- Came off the bench to score 11 points in 15 minutes in his Duquesne debut vs. UIC. Went 4-of-4 from the field while making all three of his second-half 3-point attempts to help the Dukes erase a 14-point deficit vs. the Flames.

**PRIOR TO DUQUESNE**

- Ranked as the No. 10 prospect in the state of Michigan by 247sports.com.
- Finished his career as Godwin Heights' all-time leading scorer.
- Helped lead Godwin Heights to a 89-9 record over four seasons.
- Originally signed with UTEP in November of 2017, but was granted his release following the retirement of head coach Tim Floyd.

**23 • AMARI KELLY**Fr., F, 6-9, 225, Long Island, N.Y./  
Meadowcreek HS (Norcross, Ga.)**IN 2018-19**

- Had six rebounds and a game-high three blocks in 10 minutes off the bench vs. UMass Lowell.
- Added four blocks and three rebounds in 11 minutes vs. Pitt.
- Posted five points, five rebounds and three assists in 14 minutes off the bench vs. Marshall.

**PRIOR TO DUQUESNE**

- Helped Meadowcreek (27-6) to the 2018 Class AAAAAAA state championship. It was the first state title in school history.
- His 3.4 blocks per game ranked first and 7.0 boards per game third in Georgia Class AAAAAAA.
- Was born in New York City and moved to Georgia when he was six years old.

**25 • DYLAN SWINGLE**

Fr., C, 6-11, 300, Chillicothe, Ohio/Paint Valley

**IN 2018-19**

- Has yet to see action.

**PRIOR TO DUQUESNE**

- Finished his career with a Paint Valley HS, Scioto Valley Conference and Ross County record 1,796 points. The Paint Valley scoring record stood for 43 years.
- His 1,160 rebounds were the most in school history and second-most in conference and county history. Also had 267 career blocks.
- Rated as a 3-star recruit, and 10th-best overall player (No. 3 center) in Ohio, by ESPN.com.

**31 • CALEB DAVIS**

Jr., G, 6-0, 175, New Kensington, Pa.

- Former student manager has played in five career games.
- Scored his first career bucket on Feb. 15, 2017 vs. UMass.
- Played in four games in 2017-18.
- Scored two points in two minutes on Dec. 9, 2017 vs. Delaware State.

**32 • ZACH SNYDER**

Sr., F, 6-5, 210, Cranberry Township, Pa.

- Third-year player has appeared in five career games.
- Made his first appearance since Dec. 1, 2015 (vs. Mississippi Valley State) in the Dec. 4, 2017 Maryland Eastern Shore game. Grabbed three rebounds and scored his first career basket in one minute of action vs. the Hawks.
- Hit a 3-pointer and had an assist and rebound in 2017-18 vs. Delaware State.

**34 • AUSTIN ROTROFF**

Fr., F, 6-10, 235, Wauseon, Ohio/Wauseon

**IN 2018-19**

- Came off the bench to score 17 points in 20 minutes in the season-opening win over William & Mary. Went 6-of-7 from the field including 3-of-3 from 3-point vs. the Tribe.
- Was named A-10 co-Rookie of the Week following the William & Mary game (Nov. 12).
- Made his first career start vs. Pitt and posted seven points in 19 minutes.
- Shooting .667 (16-of-24) and leads team with three three-point plays.

**PRIOR TO DUQUESNE**

- Finished his high school career with 1,057 points, 650 rebounds, 87 assists and 156 blocks.
- Shot 66.3 percent in helping Wauseon to a 72-7 record and three Northwest Ohio Athletic League championships.
- Rated as a 3-star recruit, and ninth-best overall player (No. 2 center) in Ohio, by ESPN.com.

**35 • SINCERE CARRY**

Fr., G, 6-1, 180, Solon, Ohio/Solon

**IN 2018-19**

- Had nine assists in 29 turnover-free minutes in the season opener vs. William & Mary. The nine assists were the most by a freshman in a season opener and tied for sixth-most by a freshman in a game.
- Followed that by scoring 23 of his 32 points in the second half to help DU erase a 14-point second half deficit and defeat UIC in overtime.
- Carry, who sent the UIC game to OT with a driving layup at the end of regulation, was 13-of-20 from the field (3-of-6 from 3-point) and added eight assists, six rebounds and four steals in 38 minutes. The 32 points tied the second-most by a DU freshman (two behind the record of 34 set last year by teammate Eric Williams Jr. vs. George Mason).
- Handed out nine assists in 26 minutes to go along with eight points vs. UMass Lowell.
- Scored 14 of his 19 points in the second half vs. Marshall. Added seven assists, five rebounds and five steals in the win. Played in integral role in holding Marshall's Jon Elmore (21.4 ppg.) to 12 points on 2-of-11 shooting.

**DID YOU KNOW?**

Freshmen Gavin Bizeau (#22), Austin Rotroff (#49) and Dylan Swingle (#50) were all ranked

among the Top 50 centers in the nation by ESPN.com

LINK: <https://goo.gl/wBPZ42>.





### PRIOR TO DUQUESNE

- Averaged 23.3 points, 7.0 rebounds and 8.0 assists per game as a senior in earning first team All-Ohio honors.
- Helped lead Solon to a school record 27 wins (27-2) and first Ohio High School Athletic Association state championship game appearance in 2017-18.
- Averaged 28.0 points and 7.5 assists in state Division 1 final four games vs. Pickerington Central (29 points, 11 assists, five steals) and Archbishop Moeller (27 points). Scored 21 of his 29 in the second half in leading the Comets back from a 10-point halftime deficit vs. Pickerington Central.
- Was one of 10 finalists for 2018 Mr. Ohio Basketball.
- Was released from a NLI by Division II West Liberty (W.Va.) before committing to Duquesne last spring.

## DUQUESNE DIGITS

**3** • Members of the current roster who have scored 30 points in a game as a freshman (junior Mike Lewis II, sophomore Eric Williams Jr. and freshman Sincere Carry). The threesome owns three of the top five scoring games every posted by a DU freshman. Lewis II and Williams Jr. both went on to earn Atlantic 10 All-Rookie Team honors.

**4** • Number of Division I transfers Duquesne welcomed to the 2018-19 roster: **Tavian Dunn-Martin** (Akron), **Frankie Hughes** (Missouri), **Michael Hughes** (Akron) and **Marcus Weathers** (Miami, Ohio).

**6'11", 6'11", 6'11", 6'10" & 6'9"** • Height of five of the eight freshman newcomers (6'11" James Ellis will be sitting out in 2018-19). It is the first time in school history that DU had a recruiting class with more than two players over 6'9".

**9** • Number of assists handed out by freshman point guard Sincere Carry in the season-opening win over William & Mary. The nine assist were the most by a DU freshman in a season opener. It also tied the sixth-highest assist total in a game by a Duquesne freshman. Carry tied that mark with nine more assists vs. UMass Lowell.

**15** • Number of pounds **Eric Williams Jr.** has gained since last year. Williams Jr., who turned 19 on July 30, also grew an inch and is listed at 6-6 this season.

**19-1** • Duquesne's record under Keith Dambrot when leading with 5:00 left.

**32** • Points scored by freshman guard Sincere Carry in his second game - DU's 89-88 overtime win over UIC on Nov. 12. Carry scored 23 in the second half in helping the Dukes rally from a 14-point deficit. The 32 points tied the second-most ever by a Dukes' freshman.

**159** • Number of career 3-pointers for junior guard **Mike Lewis II**. Lewis II ranks seventh on DU's career list (Wayne Smith is sixth with 179).

**343** • Duquesne's "experience" rank of 353 schools according to Kenpom.com.

**961** • Career points for **Lewis II**.

### MOST POINTS BY A FRESHMAN

Three members of the current roster - junior Mike Lewis II, sophomore Eric Williams Jr. and freshman Sincere Carry - own three of the five top scoring games by a Duquesne freshman:

<b>34</b>	<b>Eric Williams Jr.</b>	<b>George Mason</b>	<b>1/20/18</b>
<b>32</b>	<b>Sincere Carry</b>	<b>UIC</b>	<b>11/12/18</b>
<b>32</b>	Mike Morrissey	Canisius	2/24/15
<b>31</b>	<b>Mike Lewis II</b>	<b>Massachusetts</b>	<b>2/15/17</b>
<b>31</b>	Wayne Smith	Akron	11/28/98
<b>30</b>	Doug Arnold	at St. Francis	1/8/78
<b>29</b>	Robert Mitchell	at Robert Morris	11/13/06

### MOST ASSISTS BY A FRESHMAN

<b>12</b>	Clayton Adams	vs. IUP (4th game)	<b>12/3/87</b>
<b>11</b>	Derrick Colter	vs. Charlotte	<b>3/6/13</b>
<b>10</b>	T.J. McConnell	at Fordham	<b>1/26/11</b>
<b>10</b>	Kenya Hunter	vs. Detroit Mercy	<b>2/20/93</b>
<b>10</b>	Kenya Hunter	at Evansville	<b>1/28/93</b>
<b>9</b>	<b>Sincere Carry</b>	<b>vs. UMass Lowell</b>	<b>11/25/18</b>
<b>9</b>	<b>Sincere Carry</b>	<b>vs. Wm &amp; Mary (1st game)</b>	<b>11/10/18</b>
<b>9</b>	Derrick Colter	vs. St. Bonaventure	<b>2/23/13</b>
<b>9</b>	Derrick Colter	at Fordham	<b>1/9/13</b>
<b>9</b>	T.J. McConnell	vs. St. Bonaventure	<b>3/2/11</b>
<b>9</b>	T.J. McConnell	at Bowling Green (3rd game)	<b>11/22/10</b>
<b>9</b>	Clayton Adams	at Rhode Island	<b>2/18/87</b>
<b>9</b>	Clayton Adams	vs. Rhode Island	<b>2/9/87</b>
<b>9</b>	Clayton Adams	at Dayton	<b>12/12/87</b>
<b>9</b>	Clayton Adams	vs. Slippery Rock	<b>12/10/87</b>

## SITTING OUT IN 2018-19

### JAMES ELLIS

**6-11, 230, C, Freshman • Pittsburgh, Pa./Westinghouse**

- Averaged 21.0 points, 12.0 rebounds and 7.6 blocks per game as a senior in leading Westinghouse (18-7) to the City League title game as well as a PIAA first round state playoff win.
- Finished his career with 1,014 points.
- Earned First Team Pennsylvania Sports Writers Class 3A All-State.
- Was named Pittsburgh Post-Gazette City League Player of the Year. Was also named to the P-G "Fabulous Five" and cited as a Pittsburgh Tribune-Review "Trib 10" all-star.
- Is Duquesne's first player from Pittsburgh's City League since Jack Higgins (Schenley) transferred in from Cleveland State. Higgins played at DU from 2004-06. He is the first City League basketball player signed out of high school by Duquesne since Courtney Wallace (1998-01) who attended Perry Traditional Academy.
- Is Duquesne's first recruit from Westinghouse High since All-American Chuck Cooper (1947-50).

**2018-19 TOP GAMES****INDIVIDUAL****POINTS**

32	Sincere Carry vs. UIC	11/12
22	Eric Williams Jr. vs. UMass Lowell	11/25
20	Michael Hughes vs. Marshall	12/5
20	Michael Hughes vs. Pitt	11/30

**REBOUNDS**

11	Eric Williams Jr. vs. UIC	11/12
10	Michael Hughes vs. Pitt	11/30
10	Eric Williams Jr. vs. Radford	11/17
9	Eric Williams Jr. at Notre Dame	11/20

**ASSISTS**

9	Sincere Carry vs. UMass Lowell	11/25
9	Sincere Carry vs. William & Mary	11/10
8	Sincere Carry vs. UIC	11/12
7	Sincere Carry vs. Marshall	12/5

**STEALS**

5	Sincere Carry vs. Marshall	12/5
4	Eric Williams Jr. vs. UMass Lowell	11/25
4	Sincere Carry vs. UIC	11/12

**BLOCKS**

4	Amari Kelly vs. Pitt	11/30
3	Amari Kelly vs. UMass Lowell	11/25

**3-POINTERS MADE**

3	(3-5) Eric Williams Jr. vs. Pitt	11/30
3	(3-3) Eric Williams Jr. vs. UMass Lowell	11/25
3	(3-4) Tavian Dunn-Martin at ND	11/20
3	(3-6) Eric Williams Jr. vs. Radford	11/17
3	(3-6) Sincere Carry vs. UIC	11/12
3	(3-3) Lamar Norman Jr. vs. UIC	11/12
3	(3-9) Eric Williams Jr. vs. UIC	11/12
3	(3-3) Austin Rotroff vs. William & Mary	11/10
3	(3-7) Tavian Dunn-Martin vs. W&M	11/10

**TEAM****SCORING**

93	Marshall (93-82)	W	12/5
89	UIC (89-88 OT)	W	11/12
84	William & Mary (84-70)	W	11/10
83	UMass Lowell (83-71)	W	11/25
69	Radford (69-64)	W	11/17

**SCORING DEFENSE**

64	Radford (64-69)	W	11/17
67	at Notre Dame (67-56)	L	11/20
70	William & Mary (70-84)	W	11/10
71	UMass Lowell (71-83)	W	11/25
74	Pitt (74-53)	L	11/30

**FIELD GOAL PERCENTAGE**

.579	Marshall (33-57)	W	12/5
.525	William & Mary (32-61)	W	11/10
.508	UMass Lowell (30-59)	W	11/25
.419	UIC (31-74)	W	11/12
.404	Radford (21-52)	W	11/17

**FIELD GOAL PERCENTAGE DEFENSE**

.373	at Notre Dame (22-59)	L	11/20
.426	UMass Lowell (23-54)	W	11/25
.426	Radford (23-54)	W	11/17
.437	Pitt (25-57)	L	11/30
.456	William & Mary (26-57)	W	11/10

**2018-19 LEADERBOARD****30-POINT GAMES**

Sincere Carry	1
---------------	---

**20-POINT GAMES (includes 30-point games)**

Michael Hughes	2
Sincere Carry	1
Eric Williams Jr.	1

**DOUBLE-DIGIT GAMES**

Michael Hughes	6
Eric Williams Jr.	4
Sincere Carry	2
Mike Lewis II	2
Marcus Weathers	2
Tavin Dunn-Martin	1
Frankie Hughes	1
Lamar Norman Jr.	1
Austin Rotroff	1

**GAMES LEADING DU SCORING**

Michael Hughes	2
Eric Williams Jr.	2
Sincere Carry	1
Tavin Dunn-Martin	1
Mike Lewis II	1
Austin Rotroff	1

**GAMES LEADING DU REBOUNDING**

Eric Williams Jr.	4
Michael Hughes	2
Marcus Weathers	2
Amari Kelly	1

**GAMES LEADING DU ASSISTS**

Sincere Carry	5
Tavin Dunn-Martin	2

**10-REBOUND GAMES**

Eric Williams Jr.	2
Michael Hughes	1

**10-ASSIST GAMES**

None	
------	--

**5 OR MORE 3-POINTERS**

None	
------	--

**5-STEAL GAMES**

Sincere Carry	1
---------------	---

**5-BLOCK GAMES**

None	
------	--

**DOUBLE-DOUBLES (pts.-reb.)**

Eric Williams Jr.	2
Michael Hughes	1

**DUNKS**

M.Hughes (9), Williams Jr. (3), Rotroff (1), Weathers (1)	(14)
---	------

**THREE-POINT PLAYS**

Rotroff (3), M.Hughes (2), Carry (1), Dunn-Martin (1), Lewis II (1), Wade (1)	(9)
---	-----

**CONSECUTIVE GAMES**

Lewis II (71), Williams Jr. (39), Carry (7), Dunn-Martin (7), F.Hughes (7), M.Hughes (7), Rotroff (7), Wade (7), Kelly (6), Norman Jr. (6), Weathers (1)	
--	--

**CONSECUTIVE STARTS**

Lewis II (10), Carry (7), M.Hughes (7), F.Hughes (1), Weathers (1)	
--	--

**CAREER TOTALS**

'16 '17 '18 '19 Tot.

**40-POINT GAMES**

None	
------	--

**30-POINT GAMES**

Sincere Carry			1	1
Mike Lewis II	1	0	0	1
Eric Williams Jr.		1	0	1

**20-POINT GAMES (includes 30-point games)**

Mike Lewis II	9	8	0	17
Eric Williams Jr.		6	1	7
Frankie Hughes	*3	---	0	3
Sincere Carry			1	1
Michael Hughes	0	---	2	2

**DOUBLE-DIGIT SCORING**

Mike Lewis II	24	27	2	53
Eric Williams Jr.		24	4	28
Marcus Weathers	^15	---	2	17
Frankie Hughes	*8	---	1	9
Tavian Dunn-Martin	+5	---	1	6
Michael Hughes			6	6
Kellon Taylor	0	2	0	2
Sincere Carry			2	2
Lamar Norman Jr.			1	1
Austin Rotroff			1	1

**20-POINT HALVES**

Sincere Carry	1	1
---------------	---	---

23 of 32 in 2nd half vs. UIC on 11/12/18

**10+-ASSIST GAMES**

None	
------	--

Last: Rene Castro-Caneddy 10 vs. Delaware St. on 12/9/17

**5+-STEAL GAMES**

Carry	1	1
-------	---	---

**5+-BLOCK GAMES**

None	
------	--

**10+-BLOCK GAMES**

None	
------	--

Last: Shawn James 10 vs. Saint Joseph's on Feb. 6, 2008

**5 OR MORE "3'S" IN A GAME**

Mike Lewis II	3	5	0	8
Eric Williams Jr.		4	0	4
Frankie Hughes	*2	---	0	2

**10+-REBOUND GAMES**

Eric Williams Jr.	14	2	16
Michael Hughes	0	---	1

**DOUBLE-DOUBLES (points-rebounds)**

Eric Williams Jr.	11	2	13
Marcus Weathers	^3	---	0
Michael Hughes	0	---	1

**TRIPLE-DOUBLES (points-rebounds-blocks)**

None	
------	--

Last: T.J. McConnell (15-10-11a) vs. Dist. of Columbia, 11/18/11

^ Weathers 2016-17 stats from Miami, Ohio

\* F.Hughes 2016-17 stats from Missouri

+ Dunn-Martin 2016-17 stats from Akron



## A NEW RED AND BLUE



Duquesne University announced plans for a comprehensive renovation of the A.J. Palumbo Center in October.

Set to break ground in March 2019, the modernized and re-imagined facility will be named **UPMC Cooper Fieldhouse** in honor of men's basketball legend and NBA trailblazer Chuck Cooper, who captained Duquesne's men's basketball team before going on to become the first African-American to be drafted into the NBA in 1950.

Phase I of the project is targeted for completion prior to the 2020-21 athletics season.

For an all-inclusive look at the UPMC Cooper Fieldhouse renovation project, scan the QR code below:



### PROJECT HIGHLIGHTS INCLUDE

- A modernized facade that engages the building as a major thoroughfare from the Bluff to the Uptown neighborhood.
- Wider, more accessible concourses with improved concession areas.
- Premium seating opportunities on the club and suite levels.
- Expanded and upgraded technology throughout the facility, including state-of-the-art video boards, concourse and club-level televisions, along with an upgraded sound system.
- An expanded sport performance center featuring a new weight room and nutrition bar.
- The Gilliland Center for Academic Success with a 150-seat Father Sean Hogan Lecture Hall and PNC Leadership Academy, academic commons and instructional rooms.
- An all-weather practice facility on the site of the current McCloskey Field.
- Renovated team locker rooms for men's basketball, women's basketball, volleyball, track and field, and cross country.
- New ticket office and team shop.
- New office space for coaches and athletics staff.







# KEITH DAMBROT

Head Coach • Second Season at Duquesne • 21st Season Overall

Keith Dambrot, who built Akron into one of the most successful - and most respected - programs in the Mid-American Conference over 13 seasons, was named head men's basketball coach at Duquesne University on March 28, 2017.

Dambrot, whose father Sid played for Duquesne from 1952-54, posted a school record 305 wins at Akron. The three-time Mid-American Conference Coach of the Year, went 155-65 in regular-season conference play and 27-10 in 13 MAC Tournament appearances - highlighted by tournament championships and NCAA tournament bids in 2009, 2011 and 2013.

The Akron native, who led the Zips to 10 postseason appearances, is the 17th head coach in the 102-year history of Duquesne basketball.

## DUQUESNE HIGHLIGHTS

### In 2017-18

- Guided a team picked to finish last in the Atlantic 10 preseason poll to 16 wins and a 10th place conference finish. The 16 wins were the most by a DU first-year coach since Duddy Moore went 17-5 in 1948-49.
- Engineered the seventh-best single-season improvement in school history in taking the Dukes from a 10-22 record in 2016-17 to 16-16 in 2017-18.
- Led the Dukes to a seven-game win streak from December 4 through December 22. It was the program's longest win streak since 2010-11 (11 in a row). DU's eight December wins (8-2) were the most in the month since the 1971-72 team went 8-0.
- Duquesne's 13 home wins (13-6) were the most in 30 seasons of play at the Palumbo Center.
- The Dukes held opponents to 70.2 points per game, it was the lowest opponent scoring average since 2010-11 (68.0 ppg.). It was just the second time in 32 years that DU held opponents under 71 points per game.

## AKRON HIGHLIGHTS

- In his 13 seasons at Akron, Dambrot's Zips finished no worse than third 12 times in regular season play. His teams averaged 23.5 wins in annually contending for the MAC title.
- Took over at his alma mater prior to the 2004-05 season and immediately put his stamp on the program by leading the Zips to a 19-10 record. The 19 wins were the program's most since 1989.
- In year two, UA posted 23 wins and in 2006-07 Dambrot began a stretch of seven-straight MAC Tournament championship game appearances.
- In 2015-16, Akron set the MAC record for the longest streak of consecutive semifinal appearances in MAC Tournament history at 11. The Zips made it 12 in a row in 2016-17, on the way to a program-best 27 wins (27-9).
- Dambrot, who was named MAC Coach of the Year in 2013, 2016 and 2017, coached a total of 18 Akron players who earned first, second or third team all-conference honors.
- Coached the MAC's all-time leading shot blocker, Pittsburgh native Zeke Marshall (368 blocks), Akron's all-time assists leader Dru Joyce (503), UA's all-time winningest player Chris McKnight (97 victories over a four-season span) and Akron's all-time games played leaders in Steve McNees and Nikola Cvetinovic (141).
- Brought national attention to the Akron program with a Division I-best 19-game winning streak in 2012-13. The Zips earned the No. 24 ranking in the Feb. 25 USA Today Coaches Poll that season, marking the first national ranking in program history.
- In 2014-15, Akron posted a 2-2 record against Power Five conference opponents, marking the first time in program history that Akron had at least two wins over Power Five members (Southern California and South Carolina) in the same season.
- Led Akron to its first-ever victories over schools from the Atlantic Coast Conference (at Florida State in the 2008 NIT) and Southeastern Conference (vs. Mississippi State in 2005-06).
- Left Akron with a 413-209 overall record in 19 seasons as a head coach.



## EARLY HISTORY

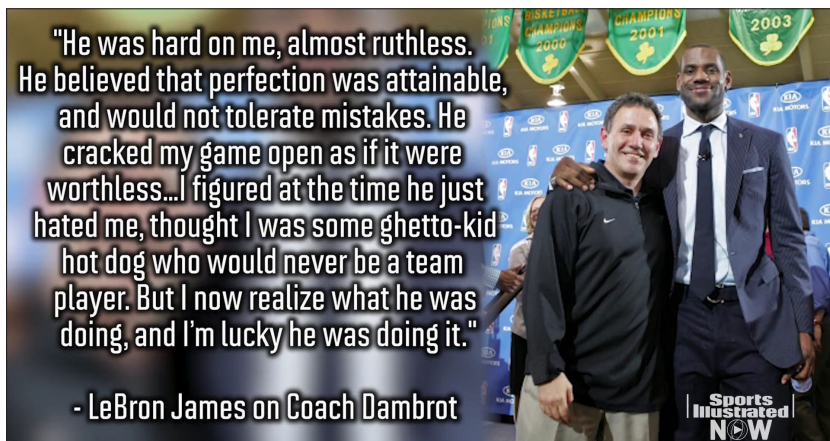
- Got his start in coaching at Akron, where he spent two years as a graduate assistant and one season as a full-time assistant before taking the head coaching job at Tiffin. In his second season (1985-86), he led the Dragons to the most single-season wins in school history (24).
- In 1986, he made his first venture into the MAC, starting a three-year run as an assistant coach at Eastern Michigan where he worked under head coach Ben Braun. In 1988, the Hurons won their first-ever MAC championship and made their first NCAA tournament appearance.
- Returned to northeast Ohio in 1989 as head coach at Ashland where, in two years, he led the Eagles to a 48-13 overall mark, two final national rankings and the school's first-ever conference and regional championships.
- In 1991, he returned to the MAC and took on his

**KUDOS FROM CBS.COM:** CBSSports.com college basketball writer Matt Norlander examined the 42 NCAA Division I Men's Basketball coaching changes made after the conclusion of the 2016-17 season and came up with his list of the Top 5 hires. Norlander named Duquesne's Keith Dambrot as the fifth-best coaching hire of 2017.

*"Keith Dambrot was lured away from Akron to coach at Duquesne. They get the best possible candidate they could have possibly gotten there. For Duquesne to land Dambrot, that's a big-time win."*

- MATT NORLANDER,  
CBSSports.com

THE BEST COACHING HIRES OF 2017 MATT NORLANDER'S TOP 5	
	1. ARCHIE MILLER, INDIANA
	2. BRAD UNDERWOOD, ILLINOIS
	3. MIKE RHOADES, VCU
	4. BAKER DUNLEAVY, QUINNIPAC
	5. KEITH DAMBROT, DUQUESNE



- LeBron James on Coach Dambrot

#### AS A HIGH SCHOOL HEAD COACH

##### Akron St. Vincent-St. Mary

1998-99	16-9	Regional runner-up
1999-00	27-0	State Champion
2000-01	26-1	State Champion
<b>Total</b>	<b>69-10</b>	

• Dambrot won a pair of Ohio state high school championships in going 69-10 in three seasons at Akron St. Vincent-St. Mary High School. In his final two seasons, the Irish - led by freshman then sophomore **LeBron James** - earned national rankings from USA Today.

first Division I head coaching role at Central Michigan where he spent two seasons. His 1992 recruiting class was ranked 15th in the nation by Hoop Scoop Magazine.

#### COACHING TREE

- In his 19 years as a head coach, Dambrot has seen a number of his former assistants enjoy success at the Division I level, including Chattanooga head coach Lamont Paris and Stony Brook head coach Jeff Boals.
- Shaka Smart, a Dambrot assistant from 2003-06, made stops at Clemson (2006-08) and Florida (2008-09) before taking his first head coach position at VCU in 2009. Smart, who went on to lead VCU to the 2011 Final Four, was named head coach at Texas in April of 2015.

#### DAMBROT AND LEBRON

- Prior to beginning his assistant coaching tenure at Akron in 2001, Dambrot compiled a 69-10 record in three seasons as head coach at Akron St. Vincent-St. Mary High School. In his final two seasons, the Irish - led by freshman then sophomore LeBron James - were state champions and earned national rankings from USA Today.
- Played a role in the development of James who, at the age of 13, participated in \$1 clinics Dambrot conducted at the local Jewish Community Center.

#### PERSONAL

- Was inducted into the Summit County Sports Hall of Fame in 2010 for his contributions at Akron St. Vincent-St. Mary High School and the University of Akron as both a student-athlete and head coach.
- Akron native graduated from UA with a degree in management in 1982, and added a master's in business administration from his alma mater in 1984.
- Was a three-year starter, captain and team MVP as a third baseman for the Akron baseball team as an undergrad. Finished his career as the school record holder for hit by pitches (28).
- His late uncle, Irwin Dambrot, played for the 1950 City College of New York (CCNY) squad, which is the only school to win both the NCAA Tournament and NIT in the same season. Irwin was the MVP of the NCAA tournament that season and the No. 1 draft pick (selected seventh overall) by the New York Knicks that same year.
- His father, Sid, was part of Duquesne teams that finished ranked in the Associated Press Top 10 in 1952 (No. 4), 1953 (No. 9) and 1954 (No. 5). The 1954 team, which went 26-3, made it to No. 1 in the AP poll for two weeks in February of 1954. The Dukes played in both the NCAA tournament and NIT in '52 and the NIT in both '53 and '54.
- Dambrot and his wife, Donna, have two children, daughter Alysse and son Rob. Alysse earned her undergraduate degree as well as an MBA from Akron. Rob is currently a senior on the Pitt soccer team.
- Has served as a member of the NCAA Men's Basketball Rules Committee, where he was committee chairman from August 2015 through August 2017.

## THE DAMBROT FILE

### PERSONAL

Birthdate	Oct. 26, 1958
Birthplace	Akron, Ohio
High School	Akron Firestone
Degree	management (Akron '82)
Masters	business administration (Akron '84)
High School	Akron Firestone
Family	wife: Donna; children: Alysse & Rob

### AS A COLLEGE HEAD COACH

YEARS	W/L	CONF.	POST SEASON
<b>Tiffin (2 years)</b>		<b>Mid-Ohio</b>	
1984-85	16-14	5th (6-8)	
1985-86	24-9	2nd (10-4)	NAIA Dist.
<b>Total</b>	<b>40-23</b>	<b>16-12</b>	
<b>Ashland (2 years)</b>		<b>Great Lakes Valley</b>	
1989-90	22-8	t2nd (13-5)	NCAA D-II
1990-91	26-5	t1st (14-4)	NCAA D-II
<b>Total</b>	<b>48-13</b>	<b>27-9</b>	
<b>Central Michigan (2 years)</b>		<b>MAC</b>	
1991-92	8-18	7th (6-10)	
1992-93	12-16	9th (4-14)	
<b>Total</b>	<b>20-34</b>	<b>10-24</b>	
<b>Akron (13 years)</b>		<b>MAC East</b>	
2004-05	19-10	t2nd (11-7)	
2005-06	23-10	t2nd (14-4)	NIT (1-1)
2006-07	26-7	1st (13-3)	
2007-08	24-11	2nd (11-5)	NIT (1-1)
2008-09	23-13	t3rd (10-6)	NCAA (0-1)
2009-10	24-11	2nd (12-4)	CBI (0-1)
2010-11	23-13	t3rd (9-7)	NCAA (0-1)
2011-12	22-12	1st (13-3)	NIT (0-1)
2012-13	26-7	t1st (14-2)	NCAA (0-1)
2013-14	21-13	2nd (12-6)	CIT (0-1)
2014-15	21-14	4th (9-9)	
2015-16	26-9	1st (13-5)	NIT (0-1)
2016-17	27-9	1st (14-4)	NIT (1-1)
<b>Total</b>	<b>305-139</b>	<b>155-65</b>	
<b>Duquesne (1st year)</b>		<b>A-10</b>	
2017-18	16-16	t10th (7-11)	
2018-19	5-2	0-0	
<b>Career</b>	<b>434-227</b>	<b>215-121</b>	

- Won a school record 24 games at Tiffin in 1985-86
- Won Ashland's first league and regional title in 1990-91
- CMU's 1992 recruiting class ranked 15th nationally
- Akron's 19 wins in 2005, Dambrot's first season, were the program's most since 1989
- Led the Zips to the MAC Tournament championship game nine times in his last 11 seasons
- Coached Akron to three MAC Tournament Championships (2009, 2011, 2013)

### DIVISION I POSTSEASON APPEARANCES

(all at Akron)

**NCAA (3)** (2009, 2011, 2013)  
**NIT (5)** (2006, 2008, 2012, 2016, 2017)  
**CBI (2010) • CIT (2014)**



## DAMBROT BY THE NUMBERS

**1** Number of NBA MVPs coached by Dambrot. Dambrot coached Akron St. Vincent-St. Mary High School - led by a young LeBron James - to consecutive Ohio state championships in 2000 & 2001.

**3** Number of former Dambrot assistants currently serving as head coaches at the Division I level: Shaka Smart at Texas, Jeff Boals at Stony Brook and Lamont Paris at Chattanooga.

**9** Number of times Akron reached the championship game of the Mid-American Conference Tournament in 13 seasons under Dambrot. The Zips won at least one game in all 13 tournaments in posting a 27-10 record. Akron made it to the title game seven consecutive times between 2007 and 2013.

**12** Dambrot posted 12 consecutive seasons of 20 or more wins while at Akron. Dambrot's 12-straight 20-win seasons was the seventh-longest streak at the same program. Only one coach, Mark Few, Gonzaga (18, 2017), had a longer run of 20-win seasons solely at a non-Power Five program.

**18** Number of Dambrot-coached players who earned First, Second or Third Team All-MAC honors (a total of 20 times).

**21** Akron was one of four schools - Duke, Gonzaga and Kansas were the others - to win 21 or more games in each of the 12 seasons prior to Dambrot's departure.

**23.5** Wins per season Akron averaged under Dambrot.

**27** School record number of wins Dambrot guided Akron to in 2016-17.

**28** School record (at the time) number of times Dambrot, a three-year starter, team captain and team MVP at third base, was hit by a pitch during his undergraduate baseball career at Akron.

**155** Number of Mid-American Conference wins Akron posted in its 13 seasons under Dambrot (11.9 per season). The 155 league wins were the most of any MAC school over that 13-year period.

**305** School record number of wins posted by Dambrot in his 13 seasons at Akron.

**1952-54** Seasons Keith's father, Sid, played at Duquesne. Sid was part of three Dukes teams that finished ranked in the Associated Press Top 10 - including a 1954 team that made it to No. 1 in the poll for two weeks in February of 1954.

## DAMBROT BY OPPONENT

OPPONENT	TIF	ASH	CMU	AKR	DUQ	ALL
Adrian				1-0		1-0
Air Force				1-0		1-0
Akron		0-1	2-0			2-1
American				1-0		1-0
Aquinas			1-0			1-0
Arkansas-Little Rock				1-1		1-1
Arkansas-Pine Bluff				5-0		5-0
Ashland	0-1					0-1
Austin Peay				2-1		2-1
Ball State			0-5	15-0		15-5
Bellarmine		2-2				2-2
Bethune-Cookman				3-0		3-0
Binghamton				2-0		2-0
Bluffton	1-1			1-0		2-1
Bowling Green			1-3	25-2		26-5
Bryant				1-0		1-0
Buffalo				17-12		17-12
California				0-1		0-1
Canisius				1-0		1-0
Capital		2-0				2-0
Cedarville	3-1					3-1
Central Michigan				14-2		14-2
Central State		1-0				1-0
Chancellor University	3-1					3-1
Charleston Southern				1-0		1-0
Chicago State			1-0			1-0
Clemson				0-1		0-1
Cleveland State				5-2		5-2
Coastal Carolina				1-1		1-1
Coppin State				5-0		5-0
Cornell					0-1	0-1
Cornerstone (Mich.)	2-0					2-0
Creighton				1-3		1-3
Davidson					0-1	0-1
Dayton				0-4	1-1	1-5
Dearborn	2-0					2-0
Delaware State					1-0	1-0
Denison		1-0		1-0		2-0
Detroit				4-1		4-1
Drake				1-1		1-1
Duquesne				3-1		3-1
Dyke		1-0				1-0
Eastern Kentucky				0-1		0-1
Eastern Michigan			3-1	18-3		21-4
Fairleigh Dickinson				1-0		1-0
Findlay		0-2				0-2
Florida A&M				1-0		1-0
Florida State				1-0		1-0
Fordham					1-1	1-1
Franklin		4-0				4-0
Gardner-Webb				1-0		1-0
George Mason					1-0	1-0
George Washington			0-1		2-0	2-1
Georgia Southern			0-1	1-0		1-1
Gonzaga				0-2		0-2
Grand Rapids Baptist	1-0					1-0
Grand Valley State	1-0	1-0				2-0
Green Bay			0-1	0-2		0-3
Hampton				1-0		1-0
Hillsdale	0-1	1-0				1-1
Hiram		2-0		2-0		4-0
Hope			1-0			1-0
Houston				1-0		1-0
Huntington	1-0					1-0
Howard				1-0		1-0
Illinois-Chicago				3-1	1-0	4-1





OPPONENT	TIF	ASH	CMU	AKR	DUQ	ALL	OPPONENT	TIF	ASH	CMU	AKR	DUQ	ALL
Indiana			0-1			0-1	Robert Morris					0-1	0-1
Indianapolis		3-1				3-1	<b>St. Bonaventure</b>					<b>0-2</b>	<b>0-2</b>
Iona				1-0		1-0	St. Francis Brooklyn				1-0	1-0	2-0
Iowa State				0-1		0-1	Saint Francis U				2-0		2-0
IPFW		2-2		0-1		2-3	<b>Saint Joseph's</b>					<b>0-1</b>	<b>0-1</b>
John Carroll	1-0			1-0		2-0	Saint Joseph's (Ind.)		4-0				4-0
Kent State			0-4	17-16		17-20	<b>Saint Louis</b>					<b>1-1</b>	<b>1-1</b>
Kentucky State		4-0				4-0	Saint Mary's (Calif.)				0-1		0-1
Kentucky Wesleyan		1-4				1-4	San Francisco					1-0	1-0
Lake Superior			1-0			1-0	Siena Heights	2-0		1-0			3-0
Lamar					1-0	1-0	Slippery Rock		1-0				1-0
<b>La Salle</b>					<b>1-0</b>	<b>1-0</b>	South Carolina				1-2		1-2
Lewis		4-0				4-0	South Carolina State				1-0		1-0
Lipscomb				1-0		1-0	Southeast Missouri			0-1			0-1
<b>Longwood</b>							Southern Illinois					0-1	0-1
Louisiana Tech			0-1			0-1	Southern Indiana		3-1				3-1
Louisville				0-1		0-1	Southwest Baptist		1-0				1-0
Loyola Marymount				1-0		1-0	Stetson			1-0	1-0	1-0	3-0
<b>Maine</b>							Temple				2-1		2-1
Malone	2-3	1-0		1-0		4-3	Tennessee Martin			1-0			1-0
<b>Marshall</b>				<b>7-0</b>	<b>1-0</b>	<b>7-0</b>	Tennessee State				1-0		1-0
<b>Maryland Eastern Shore</b>				<b>1-0</b>	<b>1-0</b>	<b>2-0</b>	Tennessee Tech	0-1					0-1
<b>Massachusetts</b>				<b>0-1</b>	<b>0-1</b>	<b>0-2</b>	Texas A&M				0-1		0-1
Mercer				1-0		1-0	Texas Arlington				0-1		0-1
Miami, Ohio			0-4	18-11		18-15	Texas Southern				1-0		1-0
Miami, Fla.				0-2		0-2	Tiffin				1-0		1-0
Michigan			0-2			0-2	Toledo			2-2	10-7		12-9
Middle Tennessee State				1-3		1-3	UC Irvine				1-0		1-0
Millikin				1-0		1-0	UC Santa Barbara				1-0		1-0
Milwaukee			0-1			0-1	<b>UMass Lowell</b>					<b>1-0</b>	<b>1-0</b>
Minnesota				0-1		0-1	UMBC				1-0		1-0
Mississippi State				2-0		2-0	UNC Asheville				1-0		1-0
Mississippi Valley State					1-0	1-0	UNC Greensboro				2-0		2-0
Missouri Western		1-0				1-0	Urbana	5-0			1-0		6-0
Mount St. Mary's				1-0		1-0	USC				1-0		1-0
Mount Union		1-0		1-0		2-0	USC Upstate				1-0		1-0
Mount Vernon Nazarene	4-1	1-0				5-1	Valparaiso				1-2		1-2
Nazareth	2-0					2-0	Villanova				0-1		0-1
Nevada				0-2		0-2	<b>VCU</b>				<b>0-5</b>	<b>0-1</b>	<b>0-6</b>
Niagara				4-0		4-0	VMI					1-0	1-0
<b>NJIT</b>							Walsh	1-4					1-4
North Alabama		0-1				0-1	Wayne State	0-1	1-0				1-1
North Carolina A&T				3-0	1-0	4-0	West Virginia				0-1		0-1
North Carolina Central				1-0		1-0	Western Illinois				1-0		1-0
North Carolina State				0-1		0-1	Western Michigan			0-4	18-5		18-9
North Dakota State				1-1		1-1	<b>William &amp; Mary</b>					<b>1-0</b>	<b>1-0</b>
Northeast Illinois			1-0			1-0	Wilmington (Ohio)	1-0					1-0
Northern Illinois				9-6		9-6	Winston-Salem State				1-0		1-0
Northern Kentucky		4-0				4-0	Winthrop				1-1		1-1
Northwestern				0-1		0-1	Wright State		0-1		2-0		2-1
<b>Notre Dame</b>				<b>0-1</b>	<b>0-1</b>	<b>0-2</b>	Wyoming				2-0		2-0
Oakland			1-0	1-0		2-0	Youngstown State				6-1		6-1
Oberlin		2-0				2-0	<b>Division I Total</b>			<b>20-34</b>	<b>305-139</b>	<b>21-18</b>	<b>346-191</b>
Ohio			2-2	19-11		21-13	<b>Other (88-36)</b>	<b>40-23</b>	<b>48-13</b>				<b>434-227</b>
Ohio Dominican	3-1	2-0				5-1							
Ohio Northern	0-1					0-1							
Ohio State				0-1		0-1							
Oklahoma State				0-1		0-1							
Oral Roberts				3-1		3-1							
Oregon State				1-0		1-0							
<b>Penn State</b>				<b>1-1</b>		<b>1-1</b>							
<b>Pitt</b>				<b>0-1</b>	<b>0-2</b>	<b>0-3</b>							
Portland State				0-1		0-1							
Prairie View A&M			1-0			1-0							
Princeton				1-0		1-0							
<b>Radford</b>				<b>1-0</b>	<b>1-0</b>	<b>2-0</b>							
<b>Rhode Island</b>				<b>0-2</b>	<b>0-1</b>	<b>0-3</b>							
<b>Richmond</b>					<b>0-2</b>	<b>0-2</b>							
Rio Grande	1-4	1-0				2-4							



## THE LAST TIME

### VS. AP RANKED TEAMS

Last win Feb. 27, 2014 at #10 Saint Louis (71-64) (4 games)

**VS. TOP 25** \_\_\_\_\_ **Span: All- 4g (H- 3g, A- 3g, N- 12g)**  
**HOME** \_\_\_\_\_ Jan. 15, 2011 vs. #19 Temple (78-66)  
**ROAD** \_\_\_\_\_ Feb. 27, 2014 at #10 Saint Louis (71-64)  
**NEUTRAL** \_\_\_\_\_ Mar. 15, 1969 vs. #8 St. John's\* (75-72)  
 \* - NCAA Tournament consolation game at College Park, Md.

**VS. TOP 10** \_\_\_\_\_ **Span: All- 1g (H- last g, A- 1g, N- 7g)**  
**HOME** \_\_\_\_\_ Feb. 7, 2009 vs. #9 Xavier (72-68)  
**ROAD** \_\_\_\_\_ Feb. 27, 2014 at #10 Saint Louis (71-64)  
**NEUTRAL** \_\_\_\_\_ Mar. 15, 1969 vs. #8 St. John's\* (75-72)  
 \* - NCAA Tournament consolation game at College Park, Md.

### A DUQUESNE PLAYER SCORED 40 POINTS (Last 3/18/09)

**Home** - 43 by Mark Stevenson in a 78-77 loss to West Virginia, 1/30/90

**Road** - 46 by Aaron Jackson at Virginia Tech (2OT) (NIT), 3/18/09

**Neutral** - 44 by Mark Stevenson in a 96-70 win over Saint Joseph's at the Atlantic 10 Tournament, 3/3/90

### A DUQUESNE PLAYER SCORED 30 POINTS (Last 11/12/18)

**Home** - 32 by Sincere Carry in an 89-88 OT win over UIC, 11/12/18

**Road** - 46 by Aaron Jackson at Virginia Tech (2OT) (NIT), 3/18/09

**Neutral** - 30 by Wayne Smith in an 86-81 loss to Delaware (at Binghamton, NY), 11/20/99

### MISCELLANEOUS INDIVIDUAL

**Two 30-point scorers:** Willie Ross (33) and Willie Somerset (33) in a 101-81 win over Baldwin-Wallace, 12/16/63

**Three 20-point scorers:** Isiaha Mike (23), Emile Blackman (22) & Mike Lewis II (21) in a 101-90 loss at Richmond, 1/28/17

**3 consecutive 20-point games:** Mike Lewis II (3) 24 at SLU, 31 vs. UMass, 22 vs. GW, 2/11/17 through 2/19/17

**4/5/6 consecutive 20-point games:** Micah Mason (6) 23 at SLU, 21 vs. DAV, 27 at DAY, 29 vs. UMass, 26 vs. GW & 23 at URI, 1/30/16 through 2/20/16

**20-point half:** Sincere Carry (23 of 32 in 2nd) of 89-88 OT W vs. UIC, 11/12/18

**5 in double figures:** Five in a 101-94 3OT win over La Salle, 1/13/18

**6 in double figures:** Six in a 120-112 win over Omaha, 3/16/16

**0 in double figures:** In an 86-55 loss at Richmond, 1/28/15

**Two with 10 rebounds:** Eric Williams Jr (13) & Jordan Robinson (10) in a 101-94 3OT win over La Salle, 1/13/18

**15 rebounds:** Eric Williams Jr. (16) in a 73-59 win over Stetson, 12/6/17

**20 rebounds:** Simon Ogunlesi (20) in a 71-64 loss to Hampton, 2/10/00  
*previous prior to Ogunlesi was Bruce Atkins (21) vs. West Virginia on 2/9/81*

**10 assists:** R. Castro-Caneddy (10) in a 97-48 win over Delaware St., 12/9/17

**6 blocks:** Tydus Verhoeven (7) in a 66-59 loss to Robert Morris, 11/19/17

**6 steals:** Eric Evans (6) in a 97-81 win over UDC, 11/18/11

**6 three-pttrs:** Eric Williams Jr (9-15) in 95-89 2OT win over Geo Mason, 1/20/18

**7 three-pttrs:** Eric Williams Jr (9-15) in 95-89 2OT win over Geo Mason, 1/20/18

**8 three-pttrs:** Eric Williams Jr (9-15) in 95-89 2OT win over Geo Mason, 1/20/18  
*(broke school record of eight shared by three players)*

**Multiple Double-doubles:** E. Williams Jr. (10-13) & Jordan Robinson (13-10) in a 101-94 3OT win over La Salle, 1/13/18

### MISCELLANEOUS TEAM

**Won by 50+:** (+70) 129-59 win over Howard, 11/9/07

**Won by 40+:** (+49) 97-48 win over Delaware State, 12/9/17

**Won by 30+:** (+49) 97-48 win over Delaware State, 12/9/17

**Overtime:** 89-88 win over UIC, 11/12/18

**Double Overtime:** 95-89 2OT win over George Mason, 1/20/18

**Triple Overtime:** 101-94 3OT win over La Salle, 1/13/18

**Scored 100:** (101) in a 101-94 3OT win over La Salle, 1/13/18

**Surrendered 100:** (101) in a 101-90 loss at Richmond, 1/28/17

**Opponent 0 double-digit scorers:** In 58-44 win over Savannah St., 12/5/09

**Held an opponent under 50:** (41) in a 64-41 win at Fordham, 1/6/18

**Held an opponent under 40:** (34) in a 34-33 loss to Saint Peter's in the second round of the NIT, 3/10/80

**Shot better than 70%:** (34-47, .723) in a 95-85 win at St. Bonaventure, 2/23/91

**Shot better than 65%:** (49-73, .671) in a 129-59 win over Howard, 11/9/07

**Shot better than 60%:** (37-59, .627) in a 120-112 win over Omaha, 3/16/16

**Opponent under 30%:** (19-64, .297) in a 78-52 win over Penn St., 11/20/15

**Made 15 three-pttrs:** (16-37) in a 95-89 2OT win over George Mason, 1/20/18

**Forced 30 turnovers:** (31) in a 74-68 win over St. Bonaventure, 1/31/09

**Committed 30 turnovers:** (35) in a 89-39 loss at Maryland, 11/30/02

**25+ rebound margin:** (+27, 59-32) in a 75-72 win at Fordham, 12/30/16

**20+ rebound margin:** (+24, 44-20) in a 64-41 win at Fordham, 1/6/18

**Won after trailing by 15 in 2nd half:** (-15, 23-38 with 19:14 to go) in a 60-56 win over West Virginia (CEC), 12/11/12

## 2018-19 STARTERS

<b>1. Weathers, M.Hughes, Williams Jr., Lewis II, Carry</b>	<b>(4-1)</b>
W WILLIAM & MARY	84-70
W UIC (OT)	89-88
W vs. Radford	69-64
L at Notre Dame	56-67
W UMASS LOWELL	83-71

<b>2. Rotroff, M.Hughes, Williams Jr., Lewis II, Carry</b>	<b>(0-1)</b>
L vs. Pitt	53-74

<b>3. Weathers, M.Hughes, F.Hughes, Lewis II, Carry</b>	<b>(1-0)</b>
W MARSHALL	93-82

LONGWOOD
MARYLAND EASTERN SHORE
MAINE
PENN STATE
EASTERN KENTUCKY
NJIT
at Davidson*
FORDHAM*
SAINT JOSEPH'S*
at Richmond*
at George Washington*
SAINT LOUIS*
VCU*
RHODE ISLAND*
at Dayton*
ST. BONAVENTURE*
at Fordham*
at La Salle*
GEORGE WASHINGTON*
at George Mason*
at St. Bonaventure*
MASSACHUSETTS*
at Saint Louis*
DAYTON*

\* - indicates Atlantic 10 Conference game

## CAREER STARTS BY 2018-19 ROSTER

	'16	'17	'18	'19	Career
Mike Lewis II, Jr.		31	30	7	68
Eric Williams Jr., So.			31	6	37
Marcus Weathers, So.		+9	---	6	15
Frankie Hughes, So.		*11	---	1	12
Michael Hughes, So.		0	---	7	7
Sincere Carry, Fr.				7	7
Kellon Taylor, Jr.		0	2		2
Tavian Dunn-Martin, So.		^1	---		1
Austin Rotroff, Fr.				1	1

\* F. Hughes started 11g. at Missouri in 2017

+ Weathers started 9 g. at Miami, Ohio in 2017

^ Dunn-Martin started 1g. at Akron in 2017

## BEAT THE CLOCK

Here are DU's most-recent late-game wins (*defined as a score with 3 or fewer seconds left*). DU's last true buzzer-beater was a 3-pointer by Derrick Colter at the final horn to defeat St. Bonaventure on Jan. 25, 2014:

### DU'S MOST-RECENT LATE-GAME HEROICS

Game-winners with three or fewer seconds remaining

Player, Oponent	Date	Shot	Time	Final
Aaron Lovelace vs Pitt	12/12/00	layup	:02.2	71-70
Kieron Achara at Saint Francis U	12/22/06	3-pttr	:00.0	72-71
Derrick Colter vs. St. Bonaventure	1/25/14	3-pttr	:00.0	83-81
Micah Mason at Saint Francis U	12/12/15	jumper	:02.0	67-65

**BOLD** indicates true buzzer-beaters

**Last buzzer-beating win:** Derrick Colter 3-pointer to defeat St. Bonaventure (83-81), 1/25/14

**Last court storm by Duquesne:** Following a 64-55 win over Pitt at PPG Paints Arena, 12/2/16 (*ended a 15-game series losing streak*).

**Last court storm by a Duquesne opponent:** St. Bonaventure fans following a 64-62 win at Reilly Center, 2/5/11 (*SBU snapped an eight-game DU win streak with on a 3-pointer by Michael Davenport with :01.6 left*).



## 2018-19 SPECIALTY STATS

		— SPECIALTY STATS: DUQ-OPP —											
		LARGE LEAD	LARGE DEFICIT	PP	TO	2ND	FB	BEN	TIE	LC	SCORE	+/-	
<b>NOVEMBER</b>													
10	WILLIAM & MARY	+20 (77-57, 6:59, 2nd)	-2 (38-40, 17:42, 2nd)	32-32	16-15	11-17	12-6	33-20	2	2	84-70	+14	
12	UIC	+3 (88-85, 0:56, OT)	-14 (37-51, 16:41, 2nd)	30-38	11-21	10-15	12-19	21-21	1	3	89-88	+1	
17	vs. Radford	+8 (63-55, 2:24, 2nd)	-4 (49-53, 8:12, 2nd)	20-30	14-9	7-5	7-16	19-21	9	11	69-64	+5	
20	at Notre Dame	+3 (46-43, 9:18, 2nd)	-12 (54-66, 0:50, 2nd)	24-30	7-12	12-19	1-4	28-16	12	6	56-67	-11	
25	UMASS LOWELL	+18 (66-48, 8:42, 2nd)	-2 (12-14, 14:32, 1st)	40-26	31-11	9-13	17-20	24-35	1	9	83-71	+12	
30	vs. Pitt	+8 (8-0, 17:51, 1st)	-21 (53-74, Final)	28-40	10-28	10-17	2-16	12-23	2	1	53-74	-21	
<b>DECEMBER</b>													
5	MARSHALL	+18 (42-24, 4:54, 1st)	-5 (0-5, 18:53, 1st)	46-30	23-27	9-14	19-11	22-21	0	3	93-82	+11	
9	LONGWOOD												
13	UMES												
16	MAINE												
19	PENN STATE												
22	EASTERN KENTUCKY												
31	NJIT												
<b>JANUARY</b>													
5	at Davidson												
9	FORDHAM												
12	SAINT JOSEPH'S												
16	at Richmond												
20	at George Washington												
23	SAINT LOUIS												
26	VCU												
30	RHODE ISLAND												
<b>FEBRUARY</b>													
2	at Dayton												
6	ST. BONAVENTURE												
9	at Fordham												
13	at La Salle												
16	GEORGE WASHINGTON												
23	at George Mason												
27	at St. Bonaventure												
<b>MARCH</b>													
2	MASSACHUSETTS												
6	at Saint Louis												
9	DAYTON												
<b>ATLANTIC 10 CHAMPIONSHIP • Barclays Center, Brooklyn, N.Y.</b>													

**KEY:** PP - points in paint; TO - points off turnovers; 2ND - second-chance points; FB - fast break points; BEN - bench points; TIE - ties; LC - lead changes

**CLOSE CALLS:** .

### TOP COMEBACKS UNDER KEITH DAMBROT

DEFICIT	SCORE	TIME	HALF	FINAL SCORE	MARGIN	OPPONENT	DATE	COACH
-14	37-51	16:41	2nd	89-88 (OT)	+1	UIC	Nov. 12, 2018	Keith Dambrot
-8	22-30	4:54	1st	70-62	+8	Dayton	Dec. 30, 2017	Keith Dambrot
-8*	8-16	10:00	1st	65-64	+1	Lamar	Dec. 19, 2017	Keith Dambrot
-8	22-30	4:02	1st	80-70	+10	St. Francis Brooklyn	Nov. 11, 2017	Keith Dambrot

\* Duquesne trailed by seven with 1:33 to go

### TOP COMEBACKS IN THE PAST 22 YEARS

DEFICIT	SCORE	TIME	HALF	FINAL SCORE	MARGIN	OPPONENT	DATE	COACH
-19*	28-47	18:31	2nd	88-82	+6	Radford	Dec. 6, 1997	Scott Edgar
-15	23-38	19:14	2nd	60-56	+4	West Virginia	Dec. 11, 2012	Jim Ferry

\* DU, which trailed 40-26 at the half and 47-28 with 18:31 left in the Dec. 6, 1997 Radford game, cut the 19-point deficit to tie the game at 58-58 in a span of 8:53

### DAMBROT ERA SPECIALTY HIGHS & LOWS

**LARGEST LEAD:** +52 vs. Delaware State, Dec. 9, 2018 (W, 97-48)

**LARGEST DEFICIT:** -26 vs. Fordham, Feb. 10, 2018 (L, 57-80)

**MOST POINTS IN PAINT:** 46 vs. Marshall, Dec. 5, 2018 (W, 93-82)

**MOST POINTS OFF TURNOVERS:** 31 vs. UMass Lowell, Nov. 25, 2018 (W, 83-71)

**MOST SECOND CHANCE POINTS:** 21 vs. North Carolina A&T, Dec. 17, 2017 (W, 74-58)

**MOST FAST BREAK POINTS:** 21 vs. Delaware State, Dec. 9, 2018 (W, 97-48)

**MOST BENCH POINTS:** 45 vs. La Salle (3OT), Jan. 13, 2017 (W, 101-94)

**MOST TIES:** 15 vs. La Salle (3OT), Jan. 13, 2017 (W, 101-94)

**MOST LEAD CHANGES:** 33 vs. La Salle (3OT), Jan. 13, 2017 (W, 101-94)



**2018-19 DUQUESNE BASKETBALL FULL SEASON STATS**

<b>RECORD:</b>	<b>OVERALL</b>	<b>HOME</b>	<b>AWAY</b>	<b>NEUTRAL</b>
ALL GAMES	5-2	4-0	0-1	1-1
CONFERENCE	0-0	0-0	0-0	0-0
NON-CONFERENCE	5-2	4-0	0-1	1-1

##	Player	gp-gs	min	avg	Total		3-Point		F-Throw		Rebounds				pf	dq	a	to	blk	stl	pts	avg
					fg-fga	fg%	3fg-fga	3fg%	ft-fa	ft%	off	def	tot	avg								
21	HUGHES, Michael	7-7	161	23.0	39-55	.709	0-0	.000	18-29	.621	9	32	41	5.9	23	2	5	17	8	6	96	13.7
50	WILLIAMS JR, Eric	7-6	202	28.9	28-75	.373	16-37	.432	22-31	.710	17	34	51	7.3	15	0	11	9	1	6	94	13.4
35	CARRY, Sincere	7-7	207	29.6	27-58	.466	8-20	.400	10-15	.667	6	17	23	3.3	12	0	42	18	1	18	72	10.3
05	WEATHERS, Marcus	6-6	159	26.5	20-44	.455	2-7	.286	11-24	.458	15	22	37	6.2	17	0	6	14	5	4	53	8.8
01	LEWIS II, Mike	7-7	137	19.6	17-42	.405	7-25	.280	8-10	.800	4	4	8	1.1	8	0	2	6	2	2	49	7.0
34	ROTROFF, Austin	7-1	107	15.3	16-24	.667	3-4	.750	9-11	.818	8	12	20	2.9	21	1	0	3	4	1	44	6.3
00	DUNN-MARTIN, Tavia	7-0	131	18.7	14-43	.326	8-30	.267	6-6	1.000	1	6	7	1.0	7	0	19	9	1	9	42	6.0
03	HUGHES, Frankie	7-1	131	18.7	12-37	.324	11-33	.333	4-4	1.000	3	6	9	1.3	11	0	9	10	1	11	39	5.6
22	NORMAN JR, Lamar	6-0	50	8.3	6-10	.600	4-7	.571	2-2	1.000	2	6	8	1.3	7	0	3	2	0	2	18	3.0
23	KELLY, Amari	6-0	46	7.7	5-13	.385	0-2	.000	1-3	.333	7	8	15	2.5	11	1	4	5	8	1	11	1.8
02	WADE, Brandon	7-0	79	11.3	3-15	.200	0-8	.000	2-3	.667	1	4	5	0.7	11	0	7	9	0	5	8	1.1
14	BIZEAU, Gavin	3-0	15	5.0	0-4	.000	0-2	.000	1-2	.500	1	3	4	1.3	1	0	0	2	0	0	1	0.3
Team											14	9	23					8				
Total.....		0	1425		187-420	.445	59-175	.337	94-140	.671	88	163	251	0.0	144	4	108	112	31	65	527	0.0
Opponents.....		0	1426		178-402	.443	53-143	.371	107-155	.690	87	164	251	0.0	129	4	106	116	29	41	516	0.0

TEAM STATISTICS	DUQ	OPP
SCORING	527	516
Points per game	75.3	73.7
Scoring margin	+1.6	-
FIELD GOALS-ATT	187-420	178-402
Field goal pct	.445	.443
3 POINT FG-ATT	59-175	53-143
3-point FG pct	.337	.371
3-pt FG made per game	8.4	7.6
FREE THROWS-ATT	94-140	107-155
Free throw pct	.671	.690
F-Throws made per game	13.4	15.3
REBOUNDS	251	251
Rebounds per game	35.9	35.9
Rebounding margin	+0.0	-
ASSISTS	108	106
Assists per game	15.4	15.1
TURNOVERS	112	116
Turnovers per game	16.0	16.6
Turnover margin	+0.6	-
Assist/turnover ratio	1.0	0.9
STEALS	65	41
Steals per game	9.3	5.9
BLOCKS	31	29
Blocks per game	4.4	4.1
ATTENDANCE	7401	19427
Home games-Avg/Game	4-1850	1-6161
Neutral site-Avg/Game	-	2-6633

Date	Opponent		Score	Att.
11/10/18	WILLIAM & MARY	W	84-70	2534
11/12/18	UIC	Wot	89-88	1540
# 11/17/18	vs Radford	W	69-64	1020
11/20/18	at Notre Dame	L	56-67	6161
11/25/18	UMASS LOWELL	W	83-71	1638
11/30/18	vs Pitt	L	53-74	12246
12/05/18	MARSHALL	W	93-82	1689

# - at Akron, Ohio  
 \* = Conference game

Score by Periods	1st	2nd	OT	Totals
Duquesne	250	268	9	527
Opponents	246	262	8	516



# 2018-19 DUQUESNE UNIVERSITY RESULTS

## OVERALL RECORD: 5-2

Atlantic 10: 0-0

Home: 4-0

Road: 0-1

Neutral: 1-1

DATE	ALL/A-10	DU-OPP	OPPONENT	HI SCORER	HI REBOUNDER	ATT.
Nov. 10	1-0	84-70	W WILLIAM & MARY*	17 Rotroff, Williams Jr.	8 Williams Jr.	2,534
Nov. 12	2-0	89-88	W UIC* (OT)	32 Carry	11 Williams Jr.	1,540
Nov. 17	3-0	69-64	W vs. Radford (at Akron, Ohio)*	15 Lewis II	10 Williams Jr.	1,020
Nov. 20	3-1	56-67	L at Notre Dame*	14 Dunn-Martin	9 Williams Jr.	6,161
Nov. 25	4-1	83-71	W UMASS LOWELL	22 Williams Jr.	6 Kelly, M.Hughes, Weathers	1,638
Nov. 30	4-2	53-74	L vs. Pitt (PPG)	20 M.Hughes	10 M.Hughes	12,246
Dec. 5	5-2	93-82	W MARSHALL	20 M.Hughes	7 M.Hughes	1,689
Dec. 9			LONGWOOD			
Dec. 13			UMES			
Dec. 16			MAINE			
Dec. 19			PENN STATE (PPG)			
Dec. 22			EASTERN KENTUCKY			
Dec. 31			NJIT			
Jan. 5			at Davidson+			
Jan. 9			FORDHAM+			
Jan. 12			SAINT JOSEPH'S+			
Jan. 16			at Richmond+			
Jan. 20			at George Washington+			
Jan. 23			SAINT LOUIS+			
Jan. 26			VCU+			
Jan. 30			RHODE ISLAND+			
Feb. 2			at Dayton+			
Feb. 6			ST. BONAVENTURE+			
Feb. 9			at Fordham+			
Feb. 13			at La Salle+			
Feb. 16			GEORGE WASHINGTON+			
Feb. 23			at George Mason+			
Feb. 27			at St. Bonaventure+			
Mar. 2			MASSACHUSETTS+			
Mar. 6			at Saint Louis+			
Mar. 9			DAYTON+			

ATLANTIC 10 CHAMPIONSHIP • BARCLAYS CENTER, Brooklyn, N.Y.

Mar. 8

\* - Gotham Classic (campus sites); PPG - game played at PPG Paints Arena; + - Denotes Atlantic 10 Conference games

## MARGINS OF VICTORY/DEFEAT

Margin	1	2	3	4	5	6	7	8	9	10	11	12	13	14	15	16	17	18	19	20	21	22	23	24	25	26	27	28	29	30	35	49
Won by	1				1						1	1		1																		
Lost by											1										1											

### HOME MARGIN

Largest Win +14 (84-70) William &amp; Mary, Nov. 10, 2018

Largest Loss

### ROAD MARGIN

Largest Win

Largest Loss -11 (56-67) at Notre Dame, Nov. 20, 2018

### NEUTRAL MARGIN

Largest Win

Largest Loss -21 (53-74) vs. Pitt, Nov. 30, 2018

### LARGEST LEAD

+20 (77-57) 6:59, 2nd W William &amp; Mary, Nov. 10, 2018

+18 (42-24) 4:54, 1st W Marshall, Dec. 5, 2018

+18 (66-48) 8:42, 2nd W UMass Lowell, Nov. 25, 2018

### LARGEST DEFICIT

-21 (53-74) Final L vs. Pitt, Nov. 30, 2018

-14 (37-51) 16:41, 2nd W UIC, Nov. 12, 2018

### LARGEST DEFICIT OVERCOME

-14 (37-51) 16:41, 2nd W UIC, Nov. 12, 2018

### LARGEST SECOND-HALF DEFICIT OVERCOME

-14 (37-51) 16:41, 2nd W UIC, Nov. 12, 2018

### LARGEST LEAD LOST

+8 (8-0) 17:51, 1st L vs. Pitt, Nov. 30, 2018

### LARGEST SECOND-HALF LEAD LOST

+3 (46-43) 9:18, 2nd L at Notre Dame, Nov. 20, 2018





## DUQUESNE/OPPONENT GAME-BY-GAME COMPARISON

Opponent	1st	2nd	Score	Mar	Total FG	FG Pct	3-Pointers	3FG Pct	Free Throws	FT Pct	Rebounds	Assist	T/Over	Block	Steal	Fouls	
WILLIAM & MARY	36/33	48/37	84-70	+14	32-61/26-57	.525/.456	12-26/8-20	.462/.400	8-13/10-18	.615/.556	31/35	(4)	19/14	9/16	2/3	11/3	16/15
	30/41	50/39	89-88	+1	31-74/31-60	.419/.517	12-36/14-26	.333/.538	15-24/12-18	.625/.667	41/37	+4	16/19	13/20	3/2	10/3	20/22
UIC																	
Radford	34/36	35/28	69-64	+5	21-52/23-54	.404/.426	9-21/5-18	.429/.278	18-27/13-19	.667/.684	36/33	+3	12/17	16/15	2/5	7/8	18/22
Notre Dame	27/33	29/34	56-67	(11)	21-60/22-59	.350/.373	6-27/7-24	.222/.292	8-10/16-21	.800/.762	38/40	(2)	11/15	16/9	3/10	3/6	20/12
UMASS LOWELL	46/33	37/38	83-71	+12	30-59/23-54	.508/.426	8-23/7-20	.348/.350	15-24/18-27	.625/.667	35/33	+2	20/14	17/24	8/3	15/6	25/19
Pitt	29/32	24/42	53-74	(21)	19-57/25-57	.333/.439	5-24/3-15	.208/.200	10-13/21-27	.769/.778	33/42	(9)	13/12	22/15	7/4	7/7	22/17
MARSHALL	48/38	45/44	93-82	+11	33-57/28-61	.579/.459	7-18/9-20	.389/.450	20-29/17-25	.690/.680	37/31	+6	17/15	19/17	6/2	12/8	23/22

Note: Game totals are displayed in the format TEAM/OPPONENT for each category



## DAMBROT ERA HIGH & LOW GAMES

### DUQUESNE

	HIGH	LOW
Points	101 La Salle (2018)	53 vs. Pitt (2019)
First Half Points	53 Delaware State (2018)	22 at Saint Louis (2018)
Second Half Points	50 UIC (2019)	24 vs. Pitt (2019)
Halftime Margin	+37 (53-16) Delaware State (2018)	-12 (22-34) at Saint Louis (2018)
Win/Loss Margin	+49 (97-48) Delaware State (2018)	-23 (57-80) Fordham (2018)
Rebounds	50 Richmond (2018)	23 at Dayton & Richmond (2018)
Rebound Margin	+24 (44-20) at Fordham (2018)	-19 (31-50) VCU (2018)
Field Goals Made	33 Delaware State (2018) & Marshall (2019)	17 Robert Morris (2018)
Field Goals Attempted	76 Richmond (2018)	46 Robert Morris & Saint Louis (2018)
Field Goal Percentage	.579 (33-57) Marshall (2019)	.317 (19-60) Fordham (2018)
3-Pointers Made	18 Delaware State (2018)	3 St. Francis Brooklyn & vs. Southern Illinois (2018)
3-Pointers Attempted	37 George Mason (2018)	9 at Rhode Island (2018)
3-Point Percentage (min. 10 att.)	.643 (9-14) at George Washington (2018)	.115 (3-26) St. Francis Brooklyn (2018)
Free Throws Made	31 St. Francis Brooklyn (2018)	5 Davidson (2018)
Free Throws Attempted	45 St. Francis Brooklyn & La Salle (2018)	9 three times, at Massachusetts (2018) last
Free Throw Percentage	.923 (12-13) at Fordham (2018)	.429 (6-14) at VCU (2018)
Free Throw Percentage (min. 20 att.)	.857 (18-21) Dayton (2018)	.571 (12-21) Stetson (2018)
Assists	25 Delaware State (2018)	4 vs. Southern Illinois (2018)
Turnovers	22 vs. Pitt (2019)	7 three times, George Washington (2018) last
Blocked Shots	15 George Mason (2018)	0 Davidson & vs. Richmond (A-10) (2018)
Steals	15 UMass Lowell (2019)	2 George Washington (2018)
Personal Fouls	28 at Saint Louis (2018)	11 Stetson & at Fordham (2018)

### OPPONENT

	HIGH	LOW
Points	94 La Salle (2018)	41 at Fordham (2018)
First Half Points	41 vs. Richmond (A-10) (2018) & UIC (2019)	16 Delaware State (2018)
Second Half Points	59 at Dayton (2018)	15 at Fordham (2018)
Halftime Margin	+12 (34-22) at Saint Louis (2018)	-37 (16-53) Delaware State (2018)
Win/Loss Margin	+23 (80-57) Fordham (2018)	-49 (48-97) Delaware State (2018)
Rebounds	52 George Mason (2018)	20 at Fordham (2018)
Field Goals Made	34 La Salle (2018)	16 at Fordham (2018)
Field Goals Attempted	83 La Salle (2018)	42 Fordham (2018)
Field Goal Percentage	.646 (31-48) at Dayton (2018)	.320 (16-50) at Fordham (2018)
3-Pointers Made	14 UIC (2019)	1 Mississippi Valley State (2018)
3-Pointers Attempted	27 La Salle (2018)	8 Mississippi Valley State (2018)
3-Point Percentage (min. 10 att.)	.571 (8-14) at Dayton (2018)	.133 (2-15) Delaware State (2018)
Free Throws Made	29 at St. Bonaventure (2018)	2 at Fordham (2018)
Free Throws Attempted	36 at Saint Louis (2018)	8 Mississippi Valley State (2018)
Free Throw Percentage	.879 (29-33) at St. Bonaventure (2018)	.273 (3-11) Stetson (2018)
Free Throw Percentage (min. 20 att.)	.879 (29-33) at St. Bonaventure (2018)	.522 (12-23) Lamar (2018)
Assists	25 at Dayton.879 (2018)	4 Delaware State (2018)
Turnovers	24 VMI (2018)	4 vs. Southern Illinois (2018)
Blocked Shots	10 at Notre Dame (2019)	0 four times, Davidson (2018) last
Steals	12 Robert Morris (2018)	2 three times, St. Bonaventure (2018) last
Personal Fouls	29 La Salle (2018)	11 George Washington & Davidson (2018)

### INDIVIDUAL

	DUQUESNE	OPPONENT
Points	34 Eric Williams Jr. vs. George Mason (2018)	40 Jaylen Adams, St. Bonaventure (2018)
Rebounds	16 Eric Williams Jr. vs. Stetson (2018)	17 Justin Tillman, at VCU (2018)
Field Goals Made	13 Sincere Carry vs. UIC (2019)	14 Jaylen Adams, St. Bonaventure (2018)
Field Goals Attempted	21 Eric Williams Jr. at Saint Joseph's (2018)	22 Jaylen Adams, St. Bonaventure (2018) & Pookie Powell, La Salle (2018)
Field Goal Percentage	1.000 (7-7) Tydus Verhoeven vs. Saint Louis (2018)	1.000 (8-8) Malik Hines, at UMass (2018)
Field Goal Percentage (min. 10 att.)	.833 (10-12) Mike Lewis II vs. Delaware State (2018)	.818 (9-11) Patrick Steeves, at GW (2018)
3-Pointers Made	9 Eric Williams Jr. vs. George Mason (2018)	8 Jaylen Adams, St. Bonaventure (2018)
3-Pointers Attempted	15 Eric Williams Jr. vs. George Mason (2018)	13 Jaylen Adams, St. Bonaventure (2018)
3-Point Percentage	1.000 (3-3) Austin Rotroff vs. William & Mary (2019) (3-3) Sincere Carry vs. UIC (2019)	1.000 (2-2) by six players Pierfrancesco Oliva & Nick Robinson, at St. Joseph's (2018) last
Free Throws Made	9 four times, Eric Williams Jr. vs. UMass Lowell (2019) last	11 Kellan Grady, Davidson (2018)
Free Throws Attempted	15 Tarin Smith vs. La Salle (2018)	14 Kellan Grady, Davidson (2018)
Free Throw Percentage	1.000 (9-9) Mike Lewis II vs. St. Francis Brooklyn (2018)	1.000 (9-9) Jaylen Adams, at St. Bonaventure (2018)
Assists	10 Rene Castro-Caneddy vs. Delaware State (2018)	12 C.J. Anderson at UMass (2018)
Steals	5 Sincere Carry vs. Marshall (2019)	4 eight times by eight players Carlik Jones, Radford (2019) last
Blocked Shots	9 Tydus Verhoeven vs. George Mason (2018)	5 Bo Zeigler, George Washington (2018)





## 2018-19 TEAM HIGH & LOW GAMES

### Duquesne - TEAM GAME HIGHS

POINTS	93	MARSHALL (12/05/18)
	89	UIC (11/12/18)
	84	WILLIAM & MARY (11/10/18)
	83	UMASS LOWELL (11/25/18)
	69	vs Radford (11/17/18)
FIELD GOALS MADE	33	MARSHALL (12/05/18)
	32	WILLIAM & MARY (11/10/18)
FIELD GOAL ATTEMPTS	74	UIC (11/12/18)
	61	WILLIAM & MARY (11/10/18)
FIELD GOAL PERCENTAGE	.579 (33-57)	MARSHALL (12/05/18)
	.525 (32-61)	WILLIAM & MARY (11/10/18)
3 PT FIELD GOALS MADE	12	UIC (11/12/18)
	12	WILLIAM & MARY (11/10/18)
3 PT FG ATTEMPTS	36	UIC (11/12/18)
	27	at Notre Dame (11/20/18)
3 PT FG PERCENTAGE	.462 (12-26)	WILLIAM & MARY (11/10/18)
	.429 (9-21)	vs Radford (11/17/18)
FREE THROWS MADE	20	MARSHALL (12/05/18)
	18	vs Radford (11/17/18)
FREE THROW ATTEMPTS	29	MARSHALL (12/05/18)
	27	vs Radford (11/17/18)
FREE THROW PERCENTAGE	.800 (8-10)	at Notre Dame (11/20/18)
	.769 (10-13)	vs Pitt (11/30/18)
REBOUNDS	41	UIC (11/12/18)
	38	at Notre Dame (11/20/18)
ASSISTS	20	UMASS LOWELL (11/25/18)
	19	WILLIAM & MARY (11/10/18)
STEALS	15	UMASS LOWELL (11/25/18)
	12	MARSHALL (12/05/18)
BLOCKED SHOTS	8	UMASS LOWELL (11/25/18)
	7	vs Pitt (11/30/18)
TURNOVERS	22	vs Pitt (11/30/18)
	19	MARSHALL (12/05/18)
FOULS	25	UMASS LOWELL (11/25/18)
	23	MARSHALL (12/05/18)

### Duquesne - GAME LOWS

POINTS	53	vs Pitt (11/30/18)
	56	at Notre Dame (11/20/18)
	69	vs Radford (11/17/18)
	83	UMASS LOWELL (11/25/18)
	84	WILLIAM & MARY (11/10/18)
FIELD GOALS MADE	19	vs Pitt (11/30/18)
	21	vs Radford (11/17/18)
	21	at Notre Dame (11/20/18)
FIELD GOAL ATTEMPTS	52	vs Radford (11/17/18)
	57	vs Pitt (11/30/18)
	57	MARSHALL (12/05/18)
FIELD GOAL PERCENTAGE	.333 (19-57)	vs Pitt (11/30/18)
	.350 (21-60)	at Notre Dame (11/20/18)
3 PT FIELD GOALS MADE	5	vs Pitt (11/30/18)
	6	at Notre Dame (11/20/18)
3 PT FG ATTEMPTS	18	MARSHALL (12/05/18)
	21	vs Radford (11/17/18)
3 PT FG PERCENTAGE	.208 (5-24)	vs Pitt (11/30/18)
	.222 (6-27)	at Notre Dame (11/20/18)
FREE THROWS MADE	8	WILLIAM & MARY (11/10/18)
	8	at Notre Dame (11/20/18)
FREE THROW ATTEMPTS	10	at Notre Dame (11/20/18)
	13	WILLIAM & MARY (11/10/18)
	13	vs Pitt (11/30/18)
FREE THROW PERCENTAGE	.615 (8-13)	WILLIAM & MARY (11/10/18)
	.625 (15-24)	UIC (11/12/18)
	.625 (15-24)	UMASS LOWELL (11/25/18)
REBOUNDS	31	WILLIAM & MARY (11/10/18)
	33	vs Pitt (11/30/18)
ASSISTS	11	at Notre Dame (11/20/18)
	12	vs Radford (11/17/18)
STEALS	3	at Notre Dame (11/20/18)
	7	vs Radford (11/17/18)
	7	vs Pitt (11/30/18)
BLOCKED SHOTS	2	WILLIAM & MARY (11/10/18)
	2	vs Radford (11/17/18)
TURNOVERS	9	WILLIAM & MARY (11/10/18)
	13	UIC (11/12/18)
FOULS	16	WILLIAM & MARY (11/10/18)
	18	vs Radford (11/17/18)

### Opponent - GAME HIGHS

POINTS	88	UIC (11/12/18)
	82	MARSHALL (12/05/18)
	74	vs Pitt (11/30/18)
	71	UMASS LOWELL (11/25/18)
	70	WILLIAM & MARY (11/10/18)
FIELD GOALS MADE	31	UIC (11/12/18)
	28	MARSHALL (12/05/18)
FIELD GOAL ATTEMPTS	61	MARSHALL (12/05/18)
	60	UIC (11/12/18)
FIELD GOAL PERCENTAGE	.517 (31-60)	UIC (11/12/18)
	.459 (28-61)	MARSHALL (12/05/18)
3 PT FIELD GOALS MADE	14	UIC (11/12/18)
	9	MARSHALL (12/05/18)
3 PT FG ATTEMPTS	26	UIC (11/12/18)
	24	at Notre Dame (11/20/18)
3 PT FG PERCENTAGE	.538 (14-26)	UIC (11/12/18)
	.450 (9-20)	MARSHALL (12/05/18)
FREE THROWS MADE	21	vs Pitt (11/30/18)
	18	UMASS LOWELL (11/25/18)
FREE THROW ATTEMPTS	27	vs Pitt (11/30/18)
	27	UMASS LOWELL (11/25/18)
FREE THROW PERCENTAGE	.778 (21-27)	vs Pitt (11/30/18)
	.762 (16-21)	at Notre Dame (11/20/18)
REBOUNDS	42	vs Pitt (11/30/18)
	40	at Notre Dame (11/20/18)
ASSISTS	19	UIC (11/12/18)
	17	vs Radford (11/17/18)
STEALS	8	MARSHALL (12/05/18)
	8	vs Radford (11/17/18)
BLOCKED SHOTS	10	at Notre Dame (11/20/18)
	5	vs Radford (11/17/18)
TURNOVERS	24	UMASS LOWELL (11/25/18)
	20	UIC (11/12/18)
FOULS	22	MARSHALL (12/05/18)
	22	vs Radford (11/17/18)
	22	UIC (11/12/18)

### Opponent - GAME LOWS

POINTS	64	vs Radford (11/17/18)
	67	at Notre Dame (11/20/18)
	70	WILLIAM & MARY (11/10/18)
	71	UMASS LOWELL (11/25/18)
	74	vs Pitt (11/30/18)
FIELD GOALS MADE	22	at Notre Dame (11/20/18)
	23	vs Radford (11/17/18)
	23	UMASS LOWELL (11/25/18)
FIELD GOAL ATTEMPTS	54	vs Radford (11/17/18)
	54	UMASS LOWELL (11/25/18)
FIELD GOAL PERCENTAGE	.373 (22-59)	at Notre Dame (11/20/18)
	.426 (23-54)	vs Radford (11/17/18)
	.426 (23-54)	UMASS LOWELL (11/25/18)
3 PT FIELD GOALS MADE	3	vs Pitt (11/30/18)
	5	vs Radford (11/17/18)
3 PT FG ATTEMPTS	15	vs Pitt (11/30/18)
	18	vs Radford (11/17/18)
3 PT FG PERCENTAGE	.200 (3-15)	vs Pitt (11/30/18)
	.278 (5-18)	vs Radford (11/17/18)
FREE THROWS MADE	10	WILLIAM & MARY (11/10/18)
	12	UIC (11/12/18)
FREE THROW ATTEMPTS	18	WILLIAM & MARY (11/10/18)
	18	UIC (11/12/18)
FREE THROW PERCENTAGE	.556 (10-18)	WILLIAM & MARY (11/10/18)
	.667 (12-18)	UIC (11/12/18)
	.667 (18-27)	UMASS LOWELL (11/25/18)
REBOUNDS	31	MARSHALL (12/05/18)
	33	vs Radford (11/17/18)
	33	UMASS LOWELL (11/25/18)
ASSISTS	12	vs Pitt (11/30/18)
	14	WILLIAM & MARY (11/10/18)
	14	UMASS LOWELL (11/25/18)
STEALS	3	WILLIAM & MARY (11/10/18)
	3	UIC (11/12/18)
BLOCKED SHOTS	2	UIC (11/12/18)
	2	MARSHALL (12/05/18)
TURNOVERS	9	at Notre Dame (11/20/18)
	15	vs Radford (11/17/18)
	15	vs Pitt (11/30/18)
FOULS	12	at Notre Dame (11/20/18)
	15	WILLIAM & MARY (11/10/18)



## SEASON AND CAREER HIGH GAMES

### 2018-19 SEASON

### CAREER

#### #0 TAVIAN DUNN-MARTIN, So., G

Pts:	14	at Notre Dame	same
Reb:	2	at ND & UML	*3 at Creighton & UMES (Fr.)
Asts:	5	Pitt	same
Blks:	1	Marshall	same
Stls:	3	UMass Lowell	same
Min.:	24	Pitt	same

Career high 3-pointers (4): 4-9 at Bowling Green (Fr.)

\* from 2016-17 season at Akron

#### #1 MIKE LEWIS II, Jr., G

Pts:	15	Radford & Marshall	31 UMass (Fr.)
Reb:	2	3x, Marshall last	9 Richmond (So.)
Asts:	1	UIC & Radford	6 at St. Bonaventure (Fr.)
Blks:	1	UMass Lowell & Marshall	1, 4x, Marshall (Jr.) last
Stls:	1	UIC & Pitt	4, 3x, vs. Richmond (A-10) (So.) last
Min.:	24	UIC	41 George Mason

Career high 3-pointers (7): 7-12 Delaware State (So.)

#### #2 BRANDON WADE, Fr., G

Pts:	5	UIC	same
Reb:	1	five times	same
Asts:	3	William & Mary	same
Blks:	0		same
Stls:	2	Marshall	same
Min.:	19	William & Mary	same

#### #3 FRANKIE HUGHES, So., G

Pts:	10	Radford	*24 vs. Xavier (Fr.)
Reb:	5	Pitt	*6 Alabama A&M (Fr.)
Asts:	2	3x, UMass Lowell last	*3 Xavier & at Mississippi (Fr.)
Blks:	1	at Notre Dame	1, 3x Notre Dame (So.) last
Stls:	3	UMass Lowell	*3 vs. Xavier (Fr.) & UMass Lowell (So.)
Min.:	24	Radford	*41 vs. Xavier (Fr.)

Career high 3-pointers (5): 5-13 vs. Xavier & 5-11 at Mississippi (Fr.)

\* from 2016-17 season at Missouri

#### #5 MARCUS WEATHERS, So., F

Pts:	11	Marshall	*19 at Central Mich. & at Ball State (Fr.)
Reb:	8	Radford	*12 Grambling (Fr.)
Asts:	2	William & Mary	*4 Ohio (Fr.)
Blks:	2	UML & Marshall	3 Western Mich. & Tenn. Tech (Fr.)
Stls:	1	4x, Marshall last	*3 at Northern Illinois (Fr.)
Min.:	33	UIC	*37 at Ball State & Grambling (Fr.)

Career high 3-pointers (2), 4x: 2-3 UMass Lowell last (So.)

\* from 2016-17 season at Miami, Ohio

#### #14 GAVIN BIZEAU, Fr., F

Pts:	1	UMass Lowell	same
Reb:	3	UMass Lowell	same
Asts:	0		same
Blks:	0		same
Stls:	0		same
Min.:	6	UMass Lowell	same

#### #20 KELLON TAYLOR, Jr., F

Pts:		13 Fordham (So.)	
Reb:		9 Lamar (So.)	
Asts:		7 MDES (So.)	
Blks:		2 St. Bonaventure (So.)	
Stls:		2, 4x, at George Washington last (So.)	
Min.:		30 La Salle (So.)	

### 2018-19 SEASON

### CAREER

#### #21 MICHAEL HUGHES, So., F

Pts:	20	Pitt & Marshall	same
Reb:	10	Pitt	same
Asts:	2	UMass Lowell & Pitt	2, 3x Pitt (So.) last
Blks:	2	UMass Lowell & Pitt	2, 4x Pitt (So.) last
Stls:	3	William & Mary	*3 American (Fr.) & Wm. & Mary (So.)
Min.:	27	UMass Lowell & Marshall	same

\* from 2016-17 season at Akron

#### #22 LAMAR NORMAN JR., Fr., G

Pts:	11	UIC	same
Reb:	4	UIC	same
Asts:	1	3x, Pitt last	same
Blks:	0		same
Stls:	1	UIC & Pitt	same
Min.:	15	UIC	same

#### #23 AMARI KELLY, Fr., F

Pts:	5	Marshall	same
Reb:	6	UMass Lowell	same
Asts:	3	Marshall	same
Blks:	4	Pitt	same
Stls:	1	UMass Lowell	same
Min.:	14	Marshall	same

#### #25 DYLAN SWINGLE, Fr., C

Pts:			same
Reb:			same
Asts:			same
Blks:			same
Stls:			same
Min.:			same

#### #34 AUSTIN ROTROFF, Fr., F

Pts:	17	William & Mary	same
Reb:	7	William & Mary	same
Asts:	0		same
Blks:	2	UIC	same
Stls:	1	William & Mary	same
Min.:	20	William & Mary	same

#### #35 SINCERE CARRY, Fr., G

Pts:	32	UIC	same
Reb:	6	UIC	same
Asts:	9	William & Mary & UMass Lowell	same
Blks:	1	UIC	same
Stls:	5	Marshall	same
Min.:	38	UIC	same

#### #50 ERIC WILLIAMS JR., So., F

Pts:	22	UMass Lowell	*34 George Mason (Fr.)
Reb:	11	UIC	*16 Stetson (Fr.)
Asts:	3	Pitt	5 MVSU (Fr.)
Blks:	1	at Notre Dame	1, 10x, at Rhode Island last (Fr.)
Stls:	4	UMass Lowell	4, 3x UMass Lowell (So.) last
Min.:	33	3x, at Notre Dame last	47 George Mason (Fr.)

Career high 3-pointers (9): 9-15 vs. George Mason - **school record**

\* DU freshman record





## INDIVIDUAL GAME-BY-GAME

### #00 DUNN-MARTIN, Tavian

Opponent	Date	gs	min	Total		3-Pointers		Free throws		Rebounds				pf	a	t/o	blk	stl	pts	avg
				fg-fga	pct	3fg-fga	pct	ft-fa	pct	off	def	tot	avg							
WILLIAM & MARY	11/10/18		18	3-8	.375	3-7	.429	0-0	.000	0	0	0	0.0	0	3	0	0	2	9	9.0
UIC	11/12/18		16	0-8	.000	0-7	.000	0-0	.000	0	1	1	0.5	2	3	0	0	1	0	4.5
vs Radford	11/17/18		15	2-3	.667	2-3	.667	0-0	.000	0	1	1	0.7	1	2	2	0	2	6	5.0
at Notre Dame	11/20/18		22	5-8	.625	3-4	.750	1-1	1.000	1	1	2	1.0	2	3	1	0	0	14	7.3
UMASS LOWELL	11/25/18		22	3-7	.429	0-3	.000	0-0	.000	0	2	2	1.2	0	3	3	0	3	6	7.0
vs Pitt	11/30/18		24	1-6	.167	0-3	.000	5-5	1.000	0	0	0	1.0	0	5	1	0	0	7	7.0
MARSHALL	12/05/18		14	0-3	.000	0-3	.000	0-0	.000	0	1	1	1.0	2	0	2	1	1	0	6.0
Totals		0	131	14-43	.326	8-30	.267	6-6	1.000	1	6	7	1.0	7	19	9	1	9	42	6.0

Games played: 7  
 Minutes/game: 18.7  
 Points/game: 6.0  
 FG Pct: 32.6  
 3FG Pct: 26.7  
 FT Pct: 100.0

Rebounds/game: 1.0  
 Assists/game: 2.7  
 Turnovers/game: 1.3  
 Assist/turnover ratio: 2.1  
 Steals/game: 1.3  
 Blocks/game: 0.1

### #01 LEWIS II, Mike

Opponent	Date	gs	min	Total		3-Pointers		Free throws		Rebounds				pf	a	t/o	blk	stl	pts	avg
				fg-fga	pct	3fg-fga	pct	ft-fa	pct	off	def	tot	avg							
WILLIAM & MARY	11/10/18	*	18	2-6	.333	1-3	.333	0-0	.000	0	1	1	1.0	0	0	1	0	0	5	5.0
UIC	11/12/18	*	24	2-6	.333	2-4	.500	1-2	.500	1	0	1	1.0	2	1	1	0	1	7	6.0
vs Radford	11/17/18	*	23	5-12	.417	2-8	.250	3-4	.750	1	1	2	1.3	1	1	0	0	0	15	9.0
at Notre Dame	11/20/18	*	18	2-5	.400	0-2	.000	1-1	1.000	1	1	2	1.5	0	0	0	0	0	5	8.0
UMASS LOWELL	11/25/18	*	18	0-5	.000	0-4	.000	0-0	.000	0	0	0	1.2	2	0	1	1	0	0	6.4
vs Pitt	11/30/18	*	17	1-2	.500	0-1	.000	0-0	.000	0	0	0	1.0	1	0	3	0	1	2	5.7
MARSHALL	12/05/18	*	19	5-6	.833	2-3	.667	3-3	1.000	1	1	2	1.1	2	0	0	1	0	15	7.0
Totals		7	137	17-42	.405	7-25	.280	8-10	.800	4	4	8	1.1	8	2	6	2	2	49	7.0

Games played: 7  
 Minutes/game: 19.6  
 Points/game: 7.0  
 FG Pct: 40.5  
 3FG Pct: 28.0  
 FT Pct: 80.0

Rebounds/game: 1.1  
 Assists/game: 0.3  
 Turnovers/game: 0.9  
 Assist/turnover ratio: 0.3  
 Steals/game: 0.3  
 Blocks/game: 0.3

### #02 WADE, Brandon

Opponent	Date	gs	min	Total		3-Pointers		Free throws		Rebounds				pf	a	t/o	blk	stl	pts	avg
				fg-fga	pct	3fg-fga	pct	ft-fa	pct	off	def	tot	avg							
WILLIAM & MARY	11/10/18		19	0-2	.000	0-1	.000	1-2	.500	0	1	1	1.0	3	3	1	0	1	1	1.0
UIC	11/12/18		10	2-4	.500	0-1	.000	1-1	1.000	1	0	1	1.0	0	0	1	0	1	5	3.0
vs Radford	11/17/18		6	0-2	.000	0-1	.000	0-0	.000	0	1	1	1.0	2	0	3	0	0	0	2.0
at Notre Dame	11/20/18		9	0-0	.000	0-0	.000	0-0	.000	0	1	1	1.0	0	1	0	0	1	0	1.5
UMASS LOWELL	11/25/18		10	1-3	.333	0-2	.000	0-0	.000	0	0	0	0.8	2	1	1	0	0	2	1.6
vs Pitt	11/30/18		10	0-3	.000	0-2	.000	0-0	.000	0	0	0	0.7	2	0	0	0	0	0	1.3
MARSHALL	12/05/18		15	0-1	.000	0-1	.000	0-0	.000	0	1	1	0.7	2	2	3	0	2	0	1.1
Totals		0	79	3-15	.200	0-8	.000	2-3	.667	1	4	5	0.7	11	7	9	0	5	8	1.1

Games played: 7  
 Minutes/game: 11.3  
 Points/game: 1.1  
 FG Pct: 20.0  
 3FG Pct: 0.0  
 FT Pct: 66.7

Rebounds/game: 0.7  
 Assists/game: 1.0  
 Turnovers/game: 1.3  
 Assist/turnover ratio: 0.8  
 Steals/game: 0.7



## INDIVIDUAL GAME-BY-GAME

### #03 HUGHES, Frankie

Opponent	Date	gs	min	Total		3-Pointers		Free throws		Rebounds				pf	a	t/o	blk	stl	pts	avg
				fg-fga	pct	3fg-fga	pct	ft-fga	pct	off	def	tot	avg							
WILLIAM & MARY	11/10/18		17	2-5	.400	2-4	.500	0-0	.000	0	0	0	0.0	1	2	0	0	1	6	6.0
UIC	11/12/18		16	2-5	.400	1-4	.250	0-0	.000	1	1	2	1.0	1	1	1	0	0	5	5.5
vs Radford	11/17/18		24	2-3	.667	2-3	.667	4-4	1.000	0	1	1	1.0	1	2	1	0	2	10	7.0
at Notre Dame	11/20/18		23	2-9	.222	2-8	.250	0-0	.000	0	0	0	0.8	3	1	3	1	1	6	6.8
UMASS LOWELL	11/25/18		11	1-3	.333	1-3	.333	0-0	.000	0	0	0	0.6	2	2	0	0	3	3	6.0
vs Pitt	11/30/18		20	1-7	.143	1-6	.167	0-0	.000	2	3	5	1.3	2	0	4	0	2	3	5.5
MARSHALL	12/05/18	*	20	2-5	.400	2-5	.400	0-0	.000	0	1	1	1.3	1	1	1	0	2	6	5.6
Totals		1	131	12-37	.324	11-33	.333	4-4	1.000	3	6	9	1.3	11	9	10	1	11	39	5.6

Games played: 7  
 Minutes/game: 18.7  
 Points/game: 5.6  
 FG Pct: 32.4  
 3FG Pct: 33.3  
 FT Pct: 100.0

Rebounds/game: 1.3  
 Assists/game: 1.3  
 Turnovers/game: 1.4  
 Assist/turnover ratio: 0.9  
 Steals/game: 1.6  
 Blocks/game: 0.1

### #05 WEATHERS, Marcus

Opponent	Date	gs	min	Total		3-Pointers		Free throws		Rebounds				pf	a	t/o	blk	stl	pts	avg
				fg-fga	pct	3fg-fga	pct	ft-fga	pct	off	def	tot	avg							
WILLIAM & MARY	11/10/18	*	27	3-5	.600	0-0	.000	3-4	.750	1	5	6	6.0	2	2	1	0	1	9	9.0
UIC	11/12/18	*	33	2-7	.286	0-2	.000	3-6	.500	2	2	4	5.0	4	1	2	0	0	7	8.0
vs Radford	11/17/18	*	21	2-5	.400	0-0	.000	4-7	.571	4	4	8	6.0	2	0	1	1	1	8	8.0
at Notre Dame	11/20/18	*	30	4-10	.400	0-2	.000	0-0	.000	2	4	6	6.0	2	1	3	0	0	8	8.0
UMASS LOWELL	11/25/18	*	21	4-10	.400	2-3	.667	0-1	.000	4	2	6	6.0	3	1	4	2	1	10	8.4
MARSHALL	12/05/18	*	27	5-7	.714	0-0	.000	1-6	.167	2	5	7	6.2	4	1	3	2	1	11	8.8
Totals		6	159	20-44	.455	2-7	.286	11-24	.458	15	22	37	6.2	17	6	14	5	4	53	8.8

Games played: 6  
 Minutes/game: 26.5  
 Points/game: 8.8  
 FG Pct: 45.5  
 3FG Pct: 28.6  
 FT Pct: 45.8

Rebounds/game: 6.2  
 Assists/game: 1.0  
 Turnovers/game: 2.3  
 Assist/turnover ratio: 0.4  
 Steals/game: 0.7  
 Blocks/game: 0.8

### #14 BIZEAU, Gavin

Opponent	Date	gs	min	Total		3-Pointers		Free throws		Rebounds				pf	a	t/o	blk	stl	pts	avg
				fg-fga	pct	3fg-fga	pct	ft-fga	pct	off	def	tot	avg							
UIC	11/12/18		4	0-0	.000	0-0	.000	0-0	.000	0	1	1	1.0	0	0	1	0	0	0	0.0
UMASS LOWELL	11/25/18		6	0-2	.000	0-1	.000	1-2	.500	1	2	3	2.0	1	0	0	0	0	1	0.5
vs Pitt	11/30/18		5	0-2	.000	0-1	.000	0-0	.000	0	0	0	1.3	0	0	1	0	0	0	0.3
Totals		0	15	0-4	.000	0-2	.000	1-2	.500	1	3	4	1.3	1	0	2	0	0	1	0.3

Games played: 3  
 Minutes/game: 5.0  
 Points/game: 0.3  
 FG Pct: 0.0  
 3FG Pct: 0.0  
 FT Pct: 50.0

Rebounds/game: 1.3  
 Turnovers/game: 0.7



## INDIVIDUAL GAME-BY-GAME

### #21 HUGHES, Michael

Opponent	Date	gs	min	Total		3-Pointers		Free throws		Rebounds				pf	a	t/o	blk	stl	pts	avg
				fg-fga	pct	3fg-fga	pct	ft-fa	pct	off	def	tot	avg							
WILLIAM & MARY	11/10/18	*	19	6-8	.750	0-0	.000	1-3	.333	1	6	7	7.0	2	0	2	1	3	13	13.0
UIC	11/12/18	*	16	1-5	.200	0-0	.000	2-4	.500	2	4	6	6.5	5	0	2	0	1	4	8.5
vs Radford	11/17/18	*	24	4-6	.667	0-0	.000	2-4	.500	0	4	4	5.7	2	0	2	1	0	10	9.0
at Notre Dame	11/20/18	*	22	4-6	.667	0-0	.000	2-2	1.000	2	3	5	5.5	5	0	2	1	0	10	9.3
UMASS LOWELL	11/25/18	*	27	8-10	.800	0-0	.000	3-4	.750	1	5	6	5.6	2	2	1	2	1	19	11.2
vs Pitt	11/30/18	*	26	9-11	.818	0-0	.000	2-3	.667	2	8	10	6.3	4	2	3	2	0	20	12.7
MARSHALL	12/05/18	*	27	7-9	.778	0-0	.000	6-9	.667	1	2	3	5.9	3	1	5	1	1	20	13.7
Totals		7	161	39-55	.709	0-0	.000	18-29	.621	9	32	41	5.9	23	5	17	8	6	96	13.7

Games played: 7  
 Minutes/game: 23.0  
 Points/game: 13.7  
 FG Pct: 70.9  
 FT Pct: 62.1

Rebounds/game: 5.9  
 Assists/game: 0.7  
 Turnovers/game: 2.4  
 Assist/turnover ratio: 0.3  
 Steals/game: 0.9  
 Blocks/game: 1.1

### #22 NORMAN JR, Lamar

Opponent	Date	qs	min	Total		3-Pointers		Free throws		Rebounds				pf	a	t/o	blk	stl	pts	avg
				fg-fga	pct	3fg-fga	pct	ft-fa	pct	off	def	tot	avg							
UIC	11/12/18		15	4-4	1.000	3-3	1.000	0-0	.000	2	2	4	4.0	0	0	0	0	1	11	11.0
vs Radford	11/17/18		6	0-0	.000	0-0	.000	0-0	.000	0	0	0	2.0	2	1	0	0	0	0	5.5
at Notre Dame	11/20/18		9	0-1	.000	0-1	.000	2-2	1.000	0	0	0	1.3	1	1	0	0	0	2	4.3
UMASS LOWELL	11/25/18		6	1-2	.500	1-2	.500	0-0	.000	0	1	1	1.3	3	0	1	0	0	3	4.0
vs Pitt	11/30/18		10	0-2	.000	0-1	.000	0-0	.000	0	2	2	1.4	1	1	1	0	1	0	3.2
MARSHALL	12/05/18		4	1-1	1.000	0-0	.000	0-0	.000	0	1	1	1.3	0	0	0	0	0	2	3.0
Totals		0	50	6-10	.600	4-7	.571	2-2	1.000	2	6	8	1.3	7	3	2	0	2	18	3.0

Games played: 6  
 Minutes/game: 8.3  
 Points/game: 3.0  
 FG Pct: 60.0  
 3FG Pct: 57.1  
 FT Pct: 100.0

Rebounds/game: 1.3  
 Assists/game: 0.5  
 Turnovers/game: 0.3  
 Assist/turnover ratio: 1.5  
 Steals/game: 0.3

### #23 KELLY, Amari

Opponent	Date	qs	min	Total		3-Pointers		Free throws		Rebounds				pf	a	t/o	blk	stl	pts	avg
				fg-fga	pct	3fg-fga	pct	ft-fa	pct	off	def	tot	avg							
UIC	11/12/18		4	0-0	.000	0-0	.000	0-0	.000	0	0	0	0.0	1	0	1	0	0	0	0.0
vs Radford	11/17/18		4	0-0	.000	0-0	.000	0-0	.000	0	0	0	0.0	0	1	0	0	0	0	0.0
at Notre Dame	11/20/18		3	1-1	1.000	0-0	.000	0-0	.000	1	0	1	0.3	0	0	1	0	0	2	0.7
UMASS LOWELL	11/25/18		10	1-4	.250	0-1	.000	0-0	.000	1	5	6	1.8	4	0	0	3	1	2	1.0
vs Pitt	11/30/18		11	1-3	.333	0-0	.000	0-1	.000	3	0	3	2.0	5	0	1	4	0	2	1.2
MARSHALL	12/05/18		14	2-5	.400	0-1	.000	1-2	.500	2	3	5	2.5	1	3	2	1	0	5	1.8
Totals		0	46	5-13	.385	0-2	.000	1-3	.333	7	8	15	2.5	11	4	5	8	1	11	1.8

Games played: 6  
 Minutes/game: 7.7  
 Points/game: 1.8  
 FG Pct: 38.5  
 3FG Pct: 0.0  
 FT Pct: 33.3

Rebounds/game: 2.5  
 Assists/game: 0.7  
 Turnovers/game: 0.8  
 Assist/turnover ratio: 0.8  
 Steals/game: 0.2  
 Blocks/game: 1.3





## INDIVIDUAL GAME-BY-GAME

### #34 ROTROFF, Austin

Opponent	Date	gs	min	Total		3-Pointers		Free throws		Rebounds				pf	a	t/o	blk	stl	pts	avg
				fg-fga	pct	3fg-fga	pct	ft-fa	pct	off	def	tot	avg							
WILLIAM & MARY	11/10/18		20	6-7	.857	3-3	1.000	2-2	1.000	2	5	7	7.0	5	0	1	1	1	17	17.0
UIC	11/12/18		16	0-1	.000	0-0	.000	0-0	.000	1	1	2	4.5	1	0	0	2	0	0	8.5
vs Radford	11/17/18		14	1-3	.333	0-0	.000	1-1	1.000	1	1	2	3.7	3	0	0	0	0	3	6.7
at Notre Dame	11/20/18		11	2-4	.500	0-1	.000	0-0	.000	2	0	2	3.3	3	0	1	0	0	4	6.0
UMASS LOWELL	11/25/18		17	3-3	1.000	0-0	.000	1-2	.500	1	2	3	3.2	2	0	0	0	0	7	6.2
vs Pitt	11/30/18	*	19	2-2	1.000	0-0	.000	3-4	.750	0	1	1	2.8	3	0	1	1	0	7	6.3
MARSHALL	12/05/18		10	2-4	.500	0-0	.000	2-2	1.000	1	2	3	2.9	4	0	0	0	0	6	6.3
Totals		1	107	16-24	.667	3-4	.750	9-11	.818	8	12	20	2.9	21	0	3	4	1	44	6.3

Games played: 7  
 Minutes/game: 15.3  
 Points/game: 6.3  
 FG Pct: 66.7  
 3FG Pct: 75.0  
 FT Pct: 81.8

Rebounds/game: 2.9  
 Turnovers/game: 0.4  
 Steals/game: 0.1  
 Blocks/game: 0.6

### #35 CARRY, Sincere

Opponent	Date	gs	min	Total		3-Pointers		Free throws		Rebounds				pf	a	t/o	blk	stl	pts	avg
				fg-fga	pct	3fg-fga	pct	ft-fa	pct	off	def	tot	avg							
WILLIAM & MARY	11/10/18	*	29	3-7	.429	1-3	.333	0-0	.000	0	0	0	0.0	2	9	0	0	2	7	7.0
UIC	11/12/18	*	38	13-20	.650	3-6	.500	3-5	.600	3	3	6	3.0	1	8	1	1	4	32	19.5
vs Radford	11/17/18	*	31	1-3	.333	0-0	.000	1-3	.333	0	4	4	3.3	1	5	6	0	2	3	14.0
at Notre Dame	11/20/18	*	20	0-5	.000	0-2	.000	0-0	.000	0	1	1	2.8	2	2	4	0	1	0	10.5
UMASS LOWELL	11/25/18	*	26	3-5	.600	1-1	1.000	1-2	.500	0	2	2	2.6	2	9	4	0	2	8	10.0
vs Pitt	11/30/18	*	30	1-9	.111	1-5	.200	0-0	.000	3	2	5	3.0	1	2	3	0	2	3	8.8
MARSHALL	12/05/18	*	33	6-9	.667	2-3	.667	5-5	1.000	0	5	5	3.3	3	7	0	0	5	19	10.3
Totals		7	207	27-58	.466	8-20	.400	10-15	.667	6	17	23	3.3	12	42	18	1	18	72	10.3

Games played: 7  
 Minutes/game: 29.6  
 Points/game: 10.3  
 FG Pct: 46.6  
 3FG Pct: 40.0  
 FT Pct: 66.7

Rebounds/game: 3.3  
 Assists/game: 6.0  
 Turnovers/game: 2.6  
 Assist/turnover ratio: 2.3  
 Steals/game: 2.6  
 Blocks/game: 0.1

### #50 WILLIAMS JR, Eric

Opponent	Date	gs	min	Total		3-Pointers		Free throws		Rebounds				pf	a	t/o	blk	stl	pts	avg
				fg-fga	pct	3fg-fga	pct	ft-fa	pct	off	def	tot	avg							
WILLIAM & MARY	11/10/18	*	33	7-13	.538	2-5	.400	1-2	.500	3	5	8	8.0	1	0	1	0	0	17	17.0
UIC	11/12/18	*	33	5-14	.357	3-9	.333	5-6	.833	4	7	11	9.5	3	2	2	0	1	18	17.5
vs Radford	11/17/18	*	32	4-15	.267	3-6	.500	3-4	.750	3	7	10	9.7	3	0	1	0	0	14	16.3
at Notre Dame	11/20/18	*	33	1-11	.091	1-7	.143	2-4	.500	3	6	9	9.5	2	2	0	1	0	5	13.5
UMASS LOWELL	11/25/18	*	26	5-5	1.000	3-3	1.000	9-13	.692	2	3	5	8.6	2	2	1	0	4	22	15.2
vs Pitt	11/30/18	*	28	3-10	.300	3-5	.600	0-0	.000	1	3	4	7.8	3	3	3	0	1	9	14.2
MARSHALL	12/05/18		17	3-7	.429	1-2	.500	2-2	1.000	1	3	4	7.3	1	2	1	0	0	9	13.4
Totals		6	202	28-75	.373	16-37	.432	22-31	.710	17	34	51	7.3	15	11	9	1	6	94	13.4

Games played: 7  
 Minutes/game: 28.9  
 Points/game: 13.4  
 FG Pct: 37.3  
 3FG Pct: 43.2  
 FT Pct: 71.0

Rebounds/game: 7.3  
 Assists/game: 1.6  
 Turnovers/game: 1.3  
 Assist/turnover ratio: 1.2  
 Steals/game: 0.9  
 Blocks/game: 0.1

**CAREER STATS****BIZEAU, Gavin**

			Total		3-Point		F-Throws		Rebounds											Scoring	
Season	gp-gs	min/avg	fg-fga	pct	fg-fga	pct	ft-fa	pct	off	def	tot	avg	pf	fo	ast	to	blk	stl	pts	avg	
2018-19	3-0	15/5.0	0-4	.000	0-2	.000	1-2	.500	1	3	4	1.3	1	0	0	2	0	0	1	0.3	
TOTAL	3-0	15/5.0	0-4	.000	0-2	.000	1-2	.500	1	3	4	1.3	1	0	0	2	0	0	1	0.3	

**CARRY, Sincere**

			Total		3-Point		F-Throws		Rebounds											Scoring	
Season	gp-gs	min/avg	fg-fga	pct	fg-fga	pct	ft-fa	pct	off	def	tot	avg	pf	fo	ast	to	blk	stl	pts	avg	
2018-19	7-7	207/29.6	27-58	.466	8-20	.400	10-15	.667	6	17	23	3.3	12	0	42	18	1	18	72	10.3	
TOTAL	7-7	207/29.6	27-58	.466	8-20	.400	10-15	.667	6	17	23	3.3	12	0	42	18	1	18	72	10.3	

**DAVIS, Caleb**

			Total		3-Point		F-Throws		Rebounds											Scoring	
Season	gp-gs	min/avg	fg-fga	pct	fg-fga	pct	ft-fa	pct	off	def	tot	avg	pf	fo	ast	to	blk	stl	pts	avg	
2016-17	1-0	3/3.0	1-3	.333	0-1	.000	0-0	.000	0	0	0	0.0	0	0	0	1	0	0	2	2.0	
2017-18	4-0	9/2.3	1-3	.333	0-1	.000	0-0	.000	0	0	0	0.0	1	0	1	1	0	0	2	0.5	
TOTAL	5-0	12/2.4	2-6	.333	0-2	.000	0-0	.000	0	0	0	0.0	1	0	1	2	0	0	4	0.8	

**DUNN-MARTIN, Tavian**

Season	gp-gs	min/avg	Total		3-Point		F-Throws		Rebounds											Scoring	
			fg-fga	pct	fg-fga	pct	ft-fa	pct	off	def	tot	avg	pf	fo	ast	to	blk	stl	pts	avg	
2016-17*	36-1	383/10.6	49-126	.389	33-88	.375	14-18	.778	2	27	29	0.8	37	0	38	25	0	12	145	4.0	
2018-19	7-0	131/18.7	14-43	.326	8-30	.267	6-6	1.000	1	6	7	1.0	7	0	19	9	1	9	42	6.0	
TOTAL	7-0	131/18.7	14-43	.326	8-30	.267	6-6	1.000	1	6	7	1.0	7	0	19	9	1	9	42	6.0	
All*	43-1	514/12.0	63-169	.373	41-118	.347	20-24	.833	3	33	36	0.8	44	0	57	34	1	21	187	4.3	

\* Statistics from prior team/school

**HUGHES, Frankie**

Season	gp-gs	min/avg	Total		3-Point		F-Throws		Rebounds											Scoring	
			fg-fga	pct	fg-fga	pct	ft-fa	pct	off	def	tot	avg	pf	fo	ast	to	blk	stl	pts	avg	
2016-17*	30-11	578/19.3	77-260	.296	45-168	.268	30-53	.566	14	64	78	2.6	44	0	35	39	2	19	229	7.6	
2018-19	7-1	131/18.7	12-37	.324	11-33	.333	4-4	1.000	3	6	9	1.3	11	0	9	10	1	11	39	5.6	
TOTAL	7-1	131/18.7	12-37	.324	11-33	.333	4-4	1.000	3	6	9	1.3	11	0	9	10	1	11	39	5.6	
All*	37-12	709/19.2	89-297	.300	56-201	.279	34-57	.596	17	70	87	2.4	55	0	44	49	3	30	268	7.2	

\* Statistics from prior team/school

**HUGHES, Michael**

			Total		3-Point		F-Throws		Rebounds										Scoring	
Season	gp-gs	min/avg	fg-fga	pct	fg-fga	pct	ft-fa	pct	off	def	tot	avg	pf	fo	ast	to	blk	stl	pts	avg
2016-17*	20-0	146/7.3	11-24	.458	0-0	.000	13-20	.650	8	16	24	1.2	25	1	7	9	10	6	35	1.8
2018-19	7-7	161/23.0	39-55	.709	0-0	.000	18-29	.621	9	32	41	5.9	23	2	5	17	8	6	96	13.7
TOTAL	7-7	161/23.0	39-55	.709	0-0	.000	18-29	.621	9	32	41	5.9	23	2	5	17	8	6	96	13.7
All*	27-7	307/11.4	50-79	.633	0-0	.000	31-49	.633	17	48	65	2.4	48	3	12	26	18	12	131	4.9

\* Statistics from prior team/school

**KELLY, Amari**

			Total		3-Point		F-Throws		Rebounds											Scoring	
Season	gp-gs	min/avg	fg-fga	pct	fg-fga	pct	ft-fa	pct	off	def	tot	avg	pf	fo	ast	to	blk	stl	pts	avg	
2018-19	6-0	46/7.7	5-13	.385	0-2	.000	1-3	.333	7	8	15	2.5	11	1	4	5	8	1	11	1.8	
TOTAL	6-0	46/7.7	5-13	.385	0-2	.000	1-3	.333	7	8	15	2.5	11	1	4	5	8	1	11	1.8	



## CAREER STATS

### LEWIS II, Mike

Season	gp-gs	min/avg	Total		3-Point		F-Throws		Rebounds				pf	fo	ast	to	blk	stl	Scoring	
			fg-fga	pct	fg-fga	pct	ft-fita	pct	off	def	tot	avg							pts	avg
2016-17	32-31	1025/32.0	140-342	.409	63-175	.360	109-131	.832	4	68	72	2.3	65	0	53	63	1	20	452	14.1
2017-18	32-30	994/31.1	138-359	.384	89-242	.368	95-115	.826	16	58	74	2.3	66	0	23	41	1	34	460	14.4
2018-19	7-7	137/19.6	17-42	.405	7-25	.280	8-10	.800	4	4	8	1.1	8	0	2	6	2	2	49	7.0
TOTAL	71-68	2156/30.4	295-743	.397	159-442	.360	212-256	.828	24	130	154	2.2	139	0	78	110	4	56	961	13.5

### NORMAN JR, Lamar

Season	gp-gs	min/avg	Total		3-Point		F-Throws		Rebounds				pf	fo	ast	to	blk	stl	Scoring	
			fg-fga	pct	fg-fga	pct	ft-fita	pct	off	def	tot	avg							pts	avg
2018-19	6-0	50/8.3	6-10	.600	4-7	.571	2-2	1.000	2	6	8	1.3	7	0	3	2	0	2	18	3.0
TOTAL	6-0	50/8.3	6-10	.600	4-7	.571	2-2	1.000	2	6	8	1.3	7	0	3	2	0	2	18	3.0

### ROTROFF, Austin

Season	gp-gs	min/avg	Total		3-Point		F-Throws		Rebounds				pf	fo	ast	to	blk	stl	Scoring	
			fg-fga	pct	fg-fga	pct	ft-fita	pct	off	def	tot	avg							pts	avg
2018-19	7-1	107/15.3	16-24	.667	3-4	.750	9-11	.818	8	12	20	2.9	21	1	0	3	4	1	44	6.3
TOTAL	7-1	107/15.3	16-24	.667	3-4	.750	9-11	.818	8	12	20	2.9	21	1	0	3	4	1	44	6.3

### SNYDER, Zach

Season	gp-gs	min/avg	Total		3-Point		F-Throws		Rebounds				pf	fo	ast	to	blk	stl	Scoring	
			fg-fga	pct	fg-fga	pct	ft-fita	pct	off	def	tot	avg							pts	avg
2015-16	1-0	1/1.0	0-0	.000	0-0	.000	0-0	.000	0	0	0	0.0	0	0	0	0	0	0	0	0.0
2017-18	4-0	6/1.5	2-3	.667	1-2	.500	0-1	.000	2	2	4	1.0	1	0	1	0	0	0	5	1.3
TOTAL	5-0	7/1.4	2-3	.667	1-2	.500	0-1	.000	2	2	4	0.8	1	0	1	0	0	0	5	1.0

### SWINGLE, Dylan

### TAYLOR, Kellon

Season	gp-gs	min/avg	Total		3-Point		F-Throws		Rebounds				pf	fo	ast	to	blk	stl	Scoring	
			fg-fga	pct	fg-fga	pct	ft-fita	pct	off	def	tot	avg							pts	avg
2016-17	12-0	58/4.8	5-8	.625	1-2	.500	3-5	.600	2	7	9	0.8	7	0	0	2	1	4	14	1.2
2017-18	29-2	562/19.4	44-71	.620	2-7	.286	19-30	.633	44	67	111	3.8	54	0	26	30	7	13	109	3.8
TOTAL	41-2	620/15.1	49-79	.620	3-9	.333	22-35	.629	46	74	120	2.9	61	0	26	32	8	17	123	3.0

### WADE, Brandon

Season	gp-gs	min/avg	Total		3-Point		F-Throws		Rebounds				pf	fo	ast	to	blk	stl	Scoring	
			fg-fga	pct	fg-fga	pct	ft-fita	pct	off	def	tot	avg							pts	avg
2018-19	7-0	79/11.3	3-15	.200	0-8	.000	2-3	.667	1	4	5	0.7	11	0	7	9	0	5	8	1.1
TOTAL	7-0	79/11.3	3-15	.200	0-8	.000	2-3	.667	1	4	5	0.7	11	0	7	9	0	5	8	1.1

### WEATHERS, Marcus

Season	gp-gs	min/avg	Total		3-Point		F-Throws		Rebounds				pf	fo	ast	to	blk	stl	Scoring	
			fg-fga	pct	fg-fga	pct	ft-fita	pct	off	def	tot	avg							pts	avg
2016-17*	32-9	788/24.6	98-191	.513	14-40	.350	100-147	.680	67	124	191	6.0	90	2	23	42	20	28	310	9.7
2018-19	6-6	159/26.5	20-44	.455	2-7	.286	11-24	.458	15	22	37	6.2	17	0	6	14	5	4	53	8.8
TOTAL	6-6	159/26.5	20-44	.455	2-7	.286	11-24	.458	15	22	37	6.2	17	0	6	14	5	4	53	8.8
All*	38-15	947/24.9	118-235	.502	16-47	.340	111-171	.649	82	146	228	6.0	107	2	29	56	25	32	363	9.6

\* Statistics from prior team/school

### WILLIAMS JR, Eric

Season	gp-gs	min/avg	Total		3-Point		F-Throws		Rebounds				pf	fo	ast	to	blk	stl	Scoring	
			fg-fga	pct	fg-fga	pct	ft-fita	pct	off	def	tot	avg							pts	avg
2017-18	32-31	1079/33.7	147-375	.392	67-184	.364	97-131	.740	68	212	280	8.8	75	2	51	67	10	43	458	14.3
2018-19	7-6	202/28.9	28-75	.373	16-37	.432	22-31	.710	17	34	51	7.3	15	0	11	9	1	6	94	13.4
TOTAL	39-37	1281/32.8	175-450	.389	83-221	.376	119-162	.735	85	246	331	8.5	90	2	62	76	11	49	552	14.2





## GAME #1

## DUQUESNE 84, WILLIAM &amp; MARY 70

Nov. 10, 2018 • A.J. Palumbo Center • Pittsburgh, Pa.

## William &amp; Mary 70 • 1-1

#	Player	Total		3-Ptr		Rebounds			PF	TP	A	TO	Blk	Stl	Min
		FG	FGA	FG	FGA	Off	Def	Tot							
13	Knight, Nathan	r	10-16	2-3	4-5	6	5	11	3	26	4	1	2	0	36
23	Pierce, Justin	r	7-14	3-5	2-2	3	6	9	4	19	3	4	0	1	33
00	Williams, Jihar	g	0-2	0-2	0-0	0	1	1	0	0	1	0	1	0	13
02	Milon, Matt	g	1-7	0-4	2-4	0	2	2	2	4	2	4	0	0	30
12	Loewe, Luke	g	0-2	0-0	1-4	1	1	2	0	1	2	1	0	0	14
01	Scott, Thornton		1-5	1-2	0-0	0	1	1	1	3	1	1	0	0	19
11	Owens, L.J.		3-4	1-2	1-1	1	2	3	2	8	1	3	0	0	19
15	Audige, Chase		4-6	1-2	0-2	0	3	3	2	9	0	1	0	2	24
21	Blair, Quinn		0-1	0-0	0-0	0	1	1	0	0	0	1	0	0	7
30	Harvey, Mehkel		0-0	0-0	0-0	0	0	0	0	0	0	0	0	0	4
33	Clark, Chris		0-0	0-0	0-0	0	0	0	0	0	0	0	0	0	1
Team						2	0	2							
Totals			26-57	8-20	10-18	13	22	35	15	70	14	16	3	3	200

FG % 1st Half: 12-28 42.9% 2nd half: 14-29 48.3% Game: 26-57 45.6%  
 3FG % 1st Half: 4-12 33.3% 2nd half: 4-8 50.0% Game: 8-20 40.0%  
 FT % 1st Half: 5-8 62.5% 2nd half: 5-10 50.0% Game: 10-18 55.6%

Deadball  
Rebounds  
3

## Duquesne 84 • 1-0

#	Player	Total		3-Ptr		Rebounds			PF	TP	A	TO	Blk	Stl	Min
		FG	FGA	FG	FGA	Off	Def	Tot							
05	WEATHERS, Marcus	r	3-5	0-0	3-4	1	5	6	2	9	2	1	0	1	27
21	HUGHES, Michael	c	6-8	0-0	1-3	1	6	7	2	13	0	2	1	3	19
01	LEWIS II, Mike	g	2-6	1-3	0-0	0	1	1	0	5	0	1	0	0	18
35	CARRY, Sincere	g	3-7	1-3	0-0	0	0	0	2	7	9	0	0	2	29
50	WILLIAMS JR, Eric	g	7-13	2-5	1-2	3	5	8	1	17	0	1	0	0	33
00	DUNN-MARTIN, Tavian		3-8	3-7	0-0	0	0	0	0	9	3	0	0	2	18
02	WADE, Brandon		0-2	0-1	1-2	0	1	1	3	1	3	1	0	1	19
03	HUGHES, Frankie		2-5	2-4	0-0	0	0	0	1	6	2	0	0	1	17
34	ROTROFF, Austin		6-7	3-3	2-2	2	5	7	5	17	0	1	1	1	20
Team						1	0	1							
Totals			32-61	12-26	8-13	8	23	31	16	84	19	9	2	11	200

FG % 1st Half: 14-32 43.8% 2nd half: 18-29 62.1% Game: 32-61 52.5%  
 3FG % 1st Half: 4-14 28.6% 2nd half: 8-12 66.7% Game: 12-26 46.2%  
 FT % 1st Half: 4-6 66.7% 2nd half: 4-7 57.1% Game: 8-13 61.5%

Deadball  
Rebounds  
4

Officials: Lee Cassell, Wally Rutecki, Bert Smith  
 Technical fouls: William & Mary-None. Duquesne-None.  
 Attendance: 2534  
 GOTHAM CLASSIC

Score by periods	1st	2nd	Total
William & Mary	33	37	70
Duquesne	36	48	84

Points	In	Off	2nd	Fast	Bench
WMM	Paint	T/O	Chance	Break	
DUQ	32	15	17	6	20
	32	16	11	12	33

Last FG - WMM 2nd-00:20, DUQ 2nd-00:52.  
 Largest lead - WMM by 2 2nd-18:20, DUQ by 20 2nd-09:27.  
 WMM led for 00:39. DUQ led for 38:05. Game was tied for 01:16.

Score tied - 2 times.  
 Lead changed - 2 times.

## RECAP

Freshman Austin Rotroff and Eric Williams Jr. scored 17 points each to lead Duquesne (1-0) to a 84-70 season-opening win over William & Mary (1-1) in a Gotham Classic game at the Palumbo Center. Michael Hughes added 13 points, seven rebounds and three steals. Freshman Sincere Carry had a game-high nine assists without a turnover for the Dukes, who shot 62.1 percent in the second half. William & Mary, which was led by Nathan Knight's 26 points and 11 rebounds, took a 40-38 lead - the Tribe's only of the game - on a Matt Milon jumper in the early moments of the second half. The lead was short-lived as Mike Lewis II started a game-changing 20-4 run with a jumper in the lane. Carry followed with a layup as the Dukes got baskets from six players, to make it 55-44 with under 12 minutes left. DU held the Tribe to 10-straight misses to start the run. Duquesne, which hit 13 of its first 16 shots of the half, got 3-pointers from Tavian Dunn-Martin, Rotroff and Frankie Hughes to build its lead to 63-46 with 10:01 to go. The Dukes made it a 20-point game on another Frankie Hughes 3-pointer with 9:27 left. DU, which went 8-of-12 from the arc in the second half, maintained at least a 14-point lead the rest of the way. Lewis II, Dunn-Martin and Williams Jr. hit early 3-pointers in helping the Dukes jump out to a 12-2 lead. The lead reached 12 - at 31-19 - on another 3-pointer by Williams Jr., before the Tribe outscored the Dukes 14-5 over the final 5:09 to make it 36-33 at the half. Duquesne, which outshot William & Mary 52.5 percent to 45.6 percent, finished 12-of-26 from the arc with Dunn-Martin and Rotroff leading the way with three 3-pointers each. Williams Jr. led DU with eight rebounds.

## NOTES

Duquesne moved to 86-17 in season openers, including 81-4 when opening at home ... Michael Hughes eclipsed his previous career high (6 vs. Adrian set as a freshman at Akron) with just over 11 minutes left in the first half ... Sincere Carry's nine assists - in addition to being the most by a DU freshman in a season opener - were the most by a DU freshman since Derrick Colter handed out 11 vs. Charlotte on Mar. 6, 2013 ... Carry did not have a turnover in 29 minutes ... Duquesne's largest lead was 20, the last of which came at 77-57 with 6:59 to go ... the Dukes trailed for just 39 seconds of the 40 minutes.

## GAME #2

## DUQUESNE 89, UIC 88 (OT)

Nov. 12, 2018 • A.J. Palumbo Center • Pittsburgh, Pa.

## UIC 88 • 0-3

#	Player	Total		3-Ptr		Rebounds			PF	TP	A	TO	Blk	Stl	Min
		FG	FGA	FG	FGA	Off	Def	Tot							
02	Michael Diggins	r	4-6	2-4	2-2	2	2	4	5	12	1	4	1	0	26
35	Travell Washington	r	1-1	1-1	0-0	0	2	2	5	3	0	0	0	0	14
01	Marcus Ottey	g	7-10	1-2	3-6	1	2	3	3	18	2	4	0	0	39
04	Tarkus Ferguson	g	7-12	4-6	0-2	0	5	5	1	18	11	6	0	1	43
25	Godwin Boahen	g	5-16	3-8	3-4	0	3	3	1	16	3	3	1	1	39
03	Jacob Wiley		0-3	0-0	0-0	3	1	4	5	0	1	1	0	0	18
20	Jamie Ahale		1-2	1-2	0-0	0	0	0	0	3	0	0	0	1	15
22	Rob Howard		6-10	2-3	4-4	2	6	8	2	18	1	2	0	0	31
Team						3	5	8							
Totals			31-60	14-26	12-18	11	26	37	22	88	19	20	2	3	225

FG % 1st Half: 15-28 53.6% 2nd half: 13-26 50.0% OT: 3-6 50.0% Game: 31-60 51.7%  
 3FG % 1st Half: 7-11 63.6% 2nd half: 6-13 46.2% OT: 1-2 50.0% Game: 14-26 53.8%  
 FT % 1st Half: 4-4 100.0% 2nd half: 7-12 58.3% OT: 1-2 50.0% Game: 12-18 66.7%

## Duquesne 89 • 2-0

#	Player	Total		3-Ptr		Rebounds			PF	TP	A	TO	Blk	Stl	Min
		FG	FGA	FG	FGA	Off	Def	Tot							
05	WEATHERS, Marcus	r	2-7	0-2	3-6	2	2	4	4	7	1	2	0	0	33
21	HUGHES, Michael	c	1-5	0-0	2-4	2	4	6	5	4	0	2	0	1	16
01	LEWIS II, Mike	g	2-6	2-4	1-2	1	0	1	2	7	1	1	0	1	24
35	CARRY, Sincere	g	13-20	3-6	3-5	3	3	6	1	32	8	1	1	4	38
50	WILLIAMS JR, Eric	g	5-14	3-9	5-6	4	7	11	3	18	2	2	0	1	33
00	DUNN-MARTIN, Tavian		0-8	0-7	0-0	0	1	1	2	0	3	0	0	1	16
02	WADE, Brandon		2-4	0-1	1-1	1	0	1	0	5	0	1	0	1	10
03	HUGHES, Frankie		2-5	1-4	0-0	1	1	2	1	5	1	1	0	0	16
14	BIZEAU, Gavin		0-0	0-0	0-0	0	1	1	0	0	0	1	0	0	4
22	NORMAN JR, Lamar		4-4	3-3	0-0	2	2	4	0	11	0	0	0	1	15
23	KELLY, Amari		0-0	0-0	0-0	0	0	0	1	0	0	1	0	0	4
34	ROTROFF, Austin		0-1	0-0	0-0	1	1	2	1	0	0	0	2	0	16
Team						2	0	2							
Totals			31-74	12-36	15-24	19	22	41	20	89	16	13	3	10	225

FG % 1st Half: 10-29 34.5% 2nd half: 20-39 51.3% OT: 1-6 16.7% Game: 31-74 41.9%  
 3FG % 1st Half: 3-11 27.3% 2nd half: 8-21 38.1% OT: 1-4 25.0% Game: 12-36 33.3%  
 FT % 1st Half: 7-11 63.6% 2nd half: 2-5 40.0% OT: 6-8 75.0% Game: 15-24 62.5%

Officials: Joe DeRosa, Terry Wymmer, Ron Tyburski  
 Technical fouls: UIC-None. Duquesne-None.  
 Attendance: 1540  
 GOTHAM CLASSIC

Score by periods	1st	2nd	OT	Total
UIC	41	39	8	88
Duquesne	30	50	9	89

Points	In	Off	2nd	Fast	Bench
UIC	Paint	T/O	Chance	Break	
DUQ	38	21	15	19	21

Last FG - UIC OT-00:01, DUQ OT-02:12.  
 Largest lead - UIC by 14 1st-06:02, DUQ by 3 OT-04:09.  
 UIC led for 38:22. DUQ led for 04:03. Game was tied for 02:35.

Score tied - 1 time.  
 Lead changed - 3 times.

## RECAP

Sincere Carry scored 32 points, including a driving layup with one second left in regulation to tie it, as Duquesne rallied from a 12-point deficit with 3:16 left to defeat UIC, 89-88 in overtime, in a Gotham Classic game at the Palumbo Center. Eric Williams Jr. scored 18 points and grabbed 11 rebounds and freshman Lamar Norman Jr. added 11 points off the bench for the Dukes who trailed by as many as 14 in the second half. Tarkus Ferguson, Marcus Ottey and Rob Howard had 18 points each for UIC which shot 51.7 percent in defeat. The Flames, who finished with 14 3-pointers, took a 51-37 lead on a Ferguson three before the Dukes, who hit seven of their first 10 shots out of the break, cut it to seven on a Carry 3-pointer with 12:52 left. UIC built its lead back to 12, before Norman Jr., Carry and Norman Jr. hit three consecutive 3-pointers to make it 74-71 with 1:47 left. Carry made it 80-78 on a layup with 11 seconds remaining, then teamed with Marcus Weathers to force a backcourt turnover that led to a final possession with 7.7 seconds left. Carry, who scored 23 in the second half, was able to turn the corner and score from the left side to tie it. Williams Jr. gave DU its first lead on a pair of free throws to open the overtime. UIC rallied to take a two-point lead on a Godwin Boahen 3-pointer with 2:34 left, before Norman Jr. answered with his third and final 3-pointer that gave the Dukes the lead for good. Marcus Weathers hit one of two free throws with six seconds left before Boahen scored on a layup at the final horn.

## NOTES

The 14-point comeback tied the third-best by a Duquesne team in the past 22 years ... DU trailed 51-37 with 16:41 left in the second half and 74-62 with 3:16 remaining in regulation ... Carry's 32 points tied the second-most by a Duquesne freshman ... Carry, who went 13-of-20 from the field, added eight assists, six rebounds and four steals in 38 minutes ... there was one tie and three lead changes before Duquesne took the lead for good on Norman Jr.'s 3-pointer with 2:12 left in overtime ... UIC led for 38:22, Duquesne led for 4:03 ... the game was tied for 2:35.



## GAME #3 DUQUESNE 69, RADFORD 64

Nov. 17, 2018 • LeBron James Arena • Akron, Ohio

### Radford 64 • 3-1

#	Player	Total		3-Ptr		Rebounds		PF	TP	A	TO	Blk	Stl	Min	
		FG-FGA	FG-FGA	FT-FTA	Off Def Tot										
20	SALLAH, Mawdo	f	7-10	0-0	0-0	2	3	5	4	14	0	1	3	21	
24	POLITE JR, Ed	f	5-10	1-3	0-2	4	11	15	3	11	1	1	3	38	
05	HICKS, Donald	g	1-5	0-2	5-5	0	1	1	5	7	1	0	0	27	
10	TANNER, Caleb	g	2-6	1-5	0-0	0	0	0	1	5	3	2	0	25	
11	FIELDS JR, Travis	g	2-7	2-4	0-0	0	2	2	1	6	7	4	0	28	
00	HUTCHINSON, Devin		0-0	0-0	0-0	1	1	2	1	0	1	2	0	9	
01	JONES, Carlík		4-11	1-4	5-7	0	3	3	3	14	4	2	0	4	32
02	OWENS, Tristan		0-0	0-0	0-0	0	0	0	0	0	0	0	0	0	1
13	BUTTS IV, Leroy		0-0	0-0	0-0	0	0	0	0	0	0	0	0	0	1
15	HOLLAND, Devonnte		2-5	0-0	3-5	0	3	3	4	7	0	2	1	0	18
Team						1	1	2			1				
Totals			23-54	5-18	13-19	8	25	33	22	64	17	15	5	8	200
FG % 1st Half: 15-31			48.4%	2nd half: 8-23	34.8%	Game: 23-54	42.6%								Deadball Rebounds 4
3FG % 1st Half: 1-7			14.3%	2nd half: 4-11	36.4%	Game: 5-18	27.8%								
FT % 1st Half: 5-8			62.5%	2nd half: 8-11	72.7%	Game: 13-19	68.4%								

### Duquesne 69 • 3-0

#	Player		Total		3-Ptr		Rebounds				PF	TP	A	TO	Blk	Stl	Min	
			FG	FGA	FG	FGA	FT	FTA	Off	Def								Tot
05	WEATHERS, Marcus	f	2	5	0	0	4	7	4	4	8	2	8	0	1	1	1	21
21	HUGHES, Michael	c	4	6	0	0	2	4	0	4	4	2	10	0	2	1	0	24
01	LEWIS II, Mike	g	5	12	2	8	3	4	1	1	2	1	15	1	0	0	0	23
35	CARRY, Sincere	f	1	3	0	0	1	3	0	4	4	1	3	5	6	0	2	31
50	WILLIAMS JR, Eric	g	4	15	3	6	3	7	10	3	7	10	3	14	0	1	0	32
00	DUNN-MARTIN, Tavian		2	3	2	3	0	0	1	1	1	1	6	2	2	0	2	15
02	WADE, Brandon		0	2	0	1	0	0	1	1	1	2	0	0	3	0	0	6
00	HUGHES, Frankie		2	3	2	3	4	4	0	1	1	1	10	2	1	0	2	24
22	NORMAN JR, Lamar		0	0	0	0	0	0	0	0	0	2	0	1	0	0	0	6
23	KELLY, Amari		0	0	0	0	0	0	0	0	0	0	0	1	0	0	0	4
34	ROTROFF, Austin		1	3	0	0	1	1	1	2	3	3	0	0	0	0	0	14
Team																		
Totals			21-52		9-21		18-27		11		25		36		18		69	
FG % 1st Half: 12-30			40.0%		2nd half: 9-22		40.9%		Game: 21-52		40.4%						Deadball Rebounds: 4	
3FG % 1st Half: 4-9			44.4%		2nd half: 5-12		41.7%		Game: 9-21		42.9%							
FT % 1st Half: 6-8			75.0%		2nd half: 12-19		63.2%		Game: 18-27		66.7%							

Officials: Jerry Heater, Tommy Morrissey, Nathan Farrell  
Technical fouls: Radford-None. Duquesne-HUGHES, Michael.  
Attendance: 1020  
GOTHAM CLASSIC  
(Neutral site game)

Score by periods	1st	2nd	Total
Radford	36	28	64
Duquesne	34	35	69

Last FG - RAD 2nd-00:12, DUQ 2nd-03:04.  
Largest lead - RAD by 4 1st-12:34, DUQ by 8 2nd-03:04.  
RAD led for 16:04. DUQ led for 18:45. Game was tied for 04:57.

## RECAP

Mike Lewis II scored 15 points and Eric Williams Jr. added 14 points and 10 rebounds to lead Duquesne to a 69-64 Gotham Classic win over Radford in a game played at LeBron James Arena in Akron, Ohio. Frankie Hughes and Michael Hughes added 10 points each for the Dukes (3-0), who used an 11-0 second half run to fuel the win. Ed Polite Jr. had 11 points and 11 rebounds for Radford (3-1), the Big South Conference preseason favorite which was coming off a 63-60 win at Notre Dame. Williams Jr., who started the game 1-of-11, hit back-to-back buckets to make it 53-52 on a 3-pointer with 8:11 to go. The Williams Jr. basket ignited the 11-0 run that included 3-pointers by Frankie Hughes and Lewis II. Radford's Carlík Jones, who finished with 14 points, ended a five-minute RU scoring drought with a pair of free throws that made it 60-55 with 3:52 left. Williams Jr. answered with another 3-pointer that gave the Dukes an eight-point lead - their largest of the game. RU's Donald Hicks was fouled on a 3-point attempt and converted all three free throws to make it 63-60 with 1:39 before the Dukes hit six free throws down the stretch to seal it. Duquesne, which shot 40.4 percent, held Radford to 34.8 percent shooting for the half. The Highlanders, who went 5-of-18 from 3-point, finished at 42.6 percent. Williams Jr., who scored 11 over the final 9:31, led the Dukes with three 3-pointers as DU finished 9-of-21 from the arc.

## NOTES

The game, which was considered "neutral," was moved to Akron due to the NCAA Division III Women's Volleyball Championship which was being contested at Duquesne's on-campus A.J. Palumbo Center ...there were nine ties and 11 lead changes before Duquesne took the lead for good on Frankie Hughes's 3-pointer with 6:55 left ... Radford's largest lead was four, the last of which came at 53-49 with 8:12 left ... Duquesne's largest lead was eight at 63-55 with 2:24 remaining ... Radford led for 16:14, Duquesne led for 18:45 ... the game was tied for 4:57.

## GAME #4

## NOTRE DAME 67, DUQUESNE 56

Nov. 20, 2018 • Purcell Pavilion at the Joyce Center • South Bend, Ind.

### Duquesne 56 • 3-1

#	Player	Total		3-Ptr		Rebounds				PF	TP	A	TO	Blk	Stl	Min	
		FG	FGA	FG	FGA	FT	FTA	Off	Def								Tot
05	WEATHERS, Marcus	f	4-10	0-2	0-0	2	4	6	2	8	1	3	0	0		30	
21	HUGHES, Michael	c	4-6	0-0	2-2	2	3	5	5	10	0	2	1	0		22	
01	LEWIS II, Mike	f	2-5	0-2	1-1	1	1	2	0	5	0	0	0	0		18	
35	CARRY, Sincere	c	0-5	0-2	0-0	0	0	1	2	0	2	4	0	1		20	
50	WILLIAMS JR, Eric	g	1-11	1-7	2-4	3	6	9	2	5	2	0	1	0		33	
00	DUNN-MARTIN, Tavian	f	5-8	3-4	1-1	1	1	2	2	14	3	1	0	0		22	
02	WADE, Brandon	f	0-0	0-0	0-0	0	1	1	0	0	1	0	0	1		9	
03	HUGHES, Frankie	f	2-9	2-8	0-0	0	0	0	3	6	1	3	1	1		23	
22	NORMAN JR, Lamar	f	0-1	0-1	2-2	0	0	0	1	2	1	0	0	0		9	
23	KELLY, Amari	f	1-1	0-0	0-0	1	0	1	0	2	0	1	0	0		3	
34	ROTROFF, Austin	f	2-4	0-1	0-0	2	0	2	3	4	0	1	0	0		11	
Team						4	5	9				1					
Totals			21-60	6-27	8-10	16	22	38	20	56	11	16	3	3		200	
FG % 1st Half: 11-30			36.7%	2nd half: 10-30	33.3%	Game: 21-60	35.0%										Deadball
3FG % 1st Half: 2-14			14.3%	2nd half: 4-13	30.8%	Game: 6-27	22.2%										Rebounds
FT % 1st Half: 3-4			75.0%	2nd half: 5-6	83.3%	Game: 8-10	80.0%										2

### Notre Dame 67 • 4-1

#	Player	Total		3-Ptr		Rebounds				PF	TP	A	TO	Blk	Stl	Min
		FG-FA	FG-FGA	FT-FTA	Off	Def	Tot									
33	John Mooney	f	5-8	0-0	6-6	1	9	10	2	16	3	1	2	0	30	
00	Rex Plueger	g	2-6	1-5	2-2	2	4	6	2	7	3	1	0	1	31	
03	Prentiss Hubb	g	5-10	3-6	1-2	2	2	4	2	14	1	1	1	1	35	
05	D.J. Harvey	g	1-6	1-3	0-0	2	3	5	2	3	2	1	2	1	18	
10	T.J. Gibbs	g	2-8	1-4	6-10	1	1	2	2	11	4	0	0	3	35	
11	Juwan Durham		2-3	0-0	0-0	0	2	2	1	4	0	1	3	0	16	
14	Nate Laszewski		2-8	0-4	0-0	3	0	3	0	4	0	1	0	0	16	
23	Dane Goodwin		3-7	1-2	1-1	2	0	2	0	8	2	1	2	0	19	
24	Robby Carmody		0-3	0-0	0-0	3	0	3	1	0	0	1	0	0	7	
Team						1	2	3				1				
Totals			22-59	7-24	16-21	17	23	40	12	67	15	9	10	6	201	
FG % 1st Half: 13-33		39.4%	2nd half: 9-26	34.6%	Game: 22-59	37.3%										Deadball
3FG % 1st Half: 6-14		42.9%	2nd half: 1-10	10.0%	Game: 7-24	29.2%										Rebounds
FT % 1st Half: 1-1		100.0%	2nd half: 15-20	75.0%	Game: 16-21	76.2%										3



## GAME #5 DUQUESNE 83, UMASS LOWELL 71

Nov. 25, 2018 • A.J. Palumbo Center • Pittsburgh, Pa.

### Umass Lowell 71 • 4-4

#	Player	Total		3-Ptr		Rebounds			PF	TP	A TO Blk Stl					Min	
		FG-FGA		FG-FGA	FT-FTA	Off	Def	Tot									
04	HENDERSON, Darius	f	0-2	0-0	0-0	0	2	2	3	0	0	0	1	1	10		
12	GANTZ, Josh	f	6-11	2-3	0-0	3	3	6	3	14	1	1	2	1	39		
05	JONES, Ryan	g	1-2	0-1	0-0	0	0	0	2	2	1	2	0	0	17		
11	NOEL, Obadiah	g	6-12	0-1	6-11	1	3	4	3	18	4	2	0	2	30		
23	LUTETE, Christian	g	1-5	0-3	0-2	2	7	9	1	2	5	6	0	0	27		
01	DALEY, Bryce	g	1-6	0-3	2-4	0	3	3	1	4	3	4	0	0	26		
03	Rivera, Alex	g	6-12	5-9	2-2	1	1	2	3	19	0	6	0	1	28		
14	GLYNN, Joey	g	1-2	0-0	2-2	1	1	2	1	4	0	1	0	0	6		
15	BLUNT, Allin	g	0-1	0-0	6-6	0	0	0	1	6	0	2	0	1	12		
35	BENNETT, Connor	g	1-1	0-0	0-0	1	0	1	1	2	0	0	0	0	5		
Team						2	2	4									
Totals			23-54		7-20		18-27	11	22	33	19	71	14	24	3	6	200
FG % 1st Half: 13-32		40.6%	2nd half: 10-22		45.5%	Game: 23-54		42.6%								Deadball	
3FG % 1st Half: 4-11		36.4%	2nd half: 3-9		33.3%	Game: 7-20		35.0%								Rebounds	
FT % 1st Half: 3-5		60.0%	2nd half: 15-22		68.2%	Game: 18-27		66.7%								5.1	

### Duquesne 83 • 4-1

#	Player		Total		3-Ptr		Rebounds			PF	TP	A					Min
			FG	FGA	FG	FGA	FT	FTA	Off			Def	Tot	To	Bk	Stl	
05	WEATHERS, Marcus	f	4-10	2-3	0-1		4	2	6	3	10	1	4	2	1	21	
21	HUGHES, Michael	c	8-10	0-0	3-4		1	5	6	2	19	2	1	2	1	27	
01	LEWIS II, Mike	g	0-5	0-4	0-0		0	0	0	2	0	0	1	1	0	18	
35	CARRY, Sincere	g	3-5	1-1	1-2		0	2	2	2	8	9	4	0	2	26	
50	WILLIAMS JR, Eric	g	5-5	3-3	9-13		2	3	5	2	22	2	1	0	4	26	
02	DUNN-MARTIN, Tavian	g	3-7	0-3	0-0		0	2	2	0	6	3	3	0	3	22	
00	WADE, Brandon	g	1-3	0-2	0-0		0	0	0	2	2	1	1	0	0	10	
03	HUGHES, Frankie	g	1-3	1-3	0-0		0	0	0	2	3	2	0	0	3	11	
14	BIZEAU, Gavin	g	0-2	0-1	1-2		1	2	3	1	1	0	0	0	0	6	
22	NORMAN JR, Lamar	g	1-2	1-2	0-0		0	1	1	3	3	0	1	0	0	6	
23	KELLY, Amari	g	1-4	0-1	0-0		1	5	6	4	2	0	0	3	1	10	
34	ROTROFF, Austin	g	3-3	0-0	1-2		1	2	3	2	7	0	0	0	0	17	
Team							1	0	1								
Totals			30-59		8-23		15-24	11	24	35	25	83	20	17	8	15	200
FG % 1st Half: 17-26		65.4%	2nd half: 13-33		39.4%	Game: 30-59		50.8%				Deadball					
3FG % 1st Half: 7-11		63.6%	2nd half: 1-12		8.3%	Game: 8-23		34.8%								Rebounds	
FT % 1st Half: 5-9		55.6%	2nd half: 10-15		66.7%	Game: 15-24		62.5%								4	

Officials: Pat Driscoll, Brian Dorsey, Jeffrey Anderson  
Technical fouls: UMass Lowell-None. Duquesne-KELLY, Amari; WILLIAMS JR, Eric.  
Attendance: 1638

Score by periods	1st	2nd	Total
UMass Lowell	33	38	71
Duquesne	46	37	83

Last FG - UML 2nd-02:45, DUQ 2nd-00:31.  
Largest lead - UML by 2 1st-19:34, DUQ by 18 1st-02:55.  
UML led for 03:03. DUQ led for 35:54. Game was tied for 01:03.

## RECAP

Michael Hughes scored a career-high 19 points and Eric Williams Jr. added 22 as Duquesne jumped out to a big first half lead and held on to defeat UMass Lowell, 83-71, at the A.J. Palumbo Center. Freshman Sincere Carry added nine assists to lead the Dukes who moved to 4-1. Alex Rivera had 19 - including five 3-pointers - for UMass Lowell which dropped to 4-4. Eleven players scored for the Dukes who shot 50.8 percent. DU, which led by 18 with just over nine minutes left, saw UML cut it to eight on a Rivera 3-pointer with 2:45 remaining before Williams Jr. scored six points in the final 54 seconds to seal it. UML, which outscored DU 38-37 in the second half, pulled to within 10 on an Obadiah Noel basket with just over five minutes left before Michael Hughes answered with a corner jumper to make it 73-61. The River Hawks made it a nine-point game on a Bryce Daley bucket before Sincere Carry scored on a putback with 3:37 remaining. UMass Lowell led 14-12 before freshman Amari Kelly ignited 22-7 run with a layup. Carry, another freshman, buried a 3-pointer to make it a 10-point game and a third freshman, Lamar Norman Jr., made it 34-21 on another 3-pointer with just under seven minutes left in the half. Tavian Dunn-Martin extended the lead to 18 on a layup with 2:55 remaining. Twelve players saw action for Duquesne in the opening 20 minutes that ended with the Dukes up 46-33. DU, whose 15 steals were two shy of the school record, turned 24 UML turnovers into 31 points. Williams Jr. led the Dukes with a career high-tying for steals. Frankie Hughes and Dunn-Martin had three steals each as Duquesne outscored UMass Lowell 31-11 off turnovers.

## NOTES

Michael Hughes' 19 points eclipsed his previous career high of 13 set in the season opening win over William & Mary ... Twelve players saw action for the Dukes in the first 12 minutes ... there was one tie and nine lead changes before Duquesne took the lead for good on an Eric Williams Jr. 3-pointer that made it 17-14 with 13:54 left in the first half ... Duquesne's largest lead was 18 on multiple occasions, the last of which came at 66-48 with 8:42 left ... Duquesne led for 35:54 minutes, UML led for 3:03 ... the game was tied for 1:03.

## GAME #6 PITT 74, DUQUESNE 53

Nov. 30, 2018 • PPG Paints Arena • Pittsburgh, Pa.

### Duquesne 53 • 4-2

		Total			3-Ptr		Rebounds										
#	Player	FG	FGA	FT	FTA	Off	Def	Tot	PF	TP	A	To	Blk	Stl	Min		
34	ROTROFF, Austin	f	2-2	0-0	3-4	0	1	1	3	7	0	1	1	0	19		
21	HUGHES, Michael	c	9-11	0-0	2-3	2	8	10	4	20	2	3	2	0	26		
01	LEWIS II, Mike	g	1-2	0-1	0-0	0	0	0	1	2	0	3	0	1	17		
35	CARRY, Sincere	g	1-9	1-5	0-0	3	2	5	1	3	2	3	0	2	30		
50	WILLIAMS JR, Eric	g	3-10	3-5	0-0	1	3	4	3	9	3	3	0	1	28		
02	DUNN-MARTIN, Tavian	g	1-6	0-3	5-5	0	0	0	0	7	5	1	0	0	24		
02	WADE, Brandon	g	0-3	0-2	0-0	0	0	0	2	0	0	0	0	0	10		
03	HUGHES, Frankie	g	1-7	1-6	0-0	2	3	5	2	3	0	4	0	2	20		
14	BIZEAU, Gavin	g	0-2	0-1	0-0	0	0	0	0	0	0	1	0	0	5		
22	NORMAN JR, Lamar	g	0-2	0-1	0-0	0	2	2	1	0	1	1	0	1	10		
23	KELLY, Amari	g	1-3	0-0	0-1	3	0	3	5	2	0	1	4	0	11		
Team						2	1	3									
Totals			19-57		5-24		10-13	13	20	33	22	53	13	22	7	7	200
FG % 1st Half: 10-31		32.3%	2nd half: 9-26		34.6%	Game: 19-57		33.3%		Deadball		Rebounds		1			
3FG % 1st Half: 4-16		25.0%	2nd half: 1-8		12.5%	Game: 5-24		20.8%									
FT % 1st Half: 5-7		71.4%	2nd half: 5-6		83.3%	Game: 10-13		76.9%									

### Pitt 74 • 7-1

		Total		3-Ptr		Rebounds										
#	Player		FG	FGA	FT	FTA	Off	Def	Tot	PF	TP	A	TO	Blk	Stl	Min
15	Chukwuka, Kene	c	3-5	0-1	1-1		4	4	8	3	7	0	2	0	1	25
01	Johnson, Xavier	g	3-10	0-2	4-5		0	4	4	4	10	5	3	0	1	20
02	McGowens, Trey	g	2-7	0-0	10-12		2	1	3	1	14	0	1	0	3	22
03	Ellison, Malik	g	5-9	0-3	3-4		2	3	5	1	13	2	2	0	0	32
05	Toney, Au'Diese	g	3-10	0-2	1-1		3	6	9	1	7	1	1	0	1	31
04	Wilson-Frame, Jared	g	5-9	2-5	0-0		1	4	5	4	12	0	3	0	1	27
11	N'Dir, Sidy	g	4-5	1-1	0-0		1	2	3	2	9	4	2	2	0	28
21	Brown, Terrell	g	0-2	0-1	2-4		1	3	4	1	2	0	1	2	0	15
Team							1	0	1							
Totals			25-57	3-15	21-27		15	27	42	17	74	12	15	4	7	200
FG % 1st Half: 11-25		44.0%	2nd half: 14-32		43.8%	Game: 25-57		43.9%								Deadball
3FG % 1st Half: 0-5		0.0%	2nd half: 3-10		30.0%	Game: 3-15		20.0%								Rebounds
FT % 1st Half: 10-14		71.4%	2nd half: 11-13		84.6%	Game: 21-27		77.8%								3

Officials: Ted Valentine, Roger Ayers, Doug Simmons  
Technical fouls: Duquesne-None. Pitt-Johnson, Xavier.  
Attendance: 12246

Score by periods	1st	2nd	Total
Duquesne	29	24	53
Pitt	32	42	74

Last FG - DUQ 2nd-01:12, UP 2nd-00:13.  
Largest lead - DUQ by 8 1st-18:24, UP by 21 2nd-02:08.  
DUQ led for 10:13. UP led for 28:09. Game was tied for 01:20.

## RECAP

Michael Hughes posted his first career double-double with 20 points and 10 rebounds, but it wasn't enough as Pitt pulled away late for a 74-53 win over Duquesne in the 87th City Game at PPG Paints Arena. Duquesne trailed 51-45 before going scoreless for over seven minutes as the Panthers built a 66-48 lead. The Dukes missed eight-straight shots and turned it over six times during Pitt's 15-3 run. Hughes was the only player in double figures for the Dukes who shot 33.3 percent. Trey McGowens, who finished with two field goals, went 10-of-12 from the foul line in leading four Pitt players in double figures with 14 points. Pitt finished at 43.9 percent despite going 3-of-15 from the 3-point arc. Duquesne hit five of its first six shots in jumping out to a 13-6 lead. From that point the Dukes struggled, making two of their next 17 as Pitt took a 25-19 lead. The Dukes





## GAME #7 DUQUESNE 93, MARSHALL 82

Dec. 5, 2018 • A.J. Palumbo Center • Pittsburgh, Pa.

### Marshall 82 • 5-3

#	Player	Total		3-Ptr		Rebounds			PF	TP	A	TO	Blk	Stl	Min
		FG-FGA	FG-FGA	FT-FTA	FT-FTA	Off	Def	Tot							
03	WILLIAMS, Jannson	1-3	0-0	5-6	5-6	5	0	5	3	7	1	2	0	0	17
13	WEST, Jarrod	2-5	2-3	0-0	0-0	1	0	1	0	6	0	2	0	1	15
14	BURKS, C.J.	10-15	4-7	2-5	2-5	1	2	3	2	26	5	5	0	1	34
23	WATSON, Rondale	4-11	1-3	3-5	3-5	3	0	3	4	12	2	1	0	1	30
33	ELMORE, Jon	2-11	1-3	7-9	7-9	0	2	2	3	12	4	2	0	2	33
01	KINSEY, Taevion	4-6	0-0	0-0	0-0	0	4	4	1	8	2	2	0	2	23
02	BENNETT, Iran	0-1	0-0	0-0	0-0	0	4	4	4	0	0	1	2	0	15
21	GEORGE, Darius	3-6	0-3	0-0	0-0	2	5	7	1	6	0	0	0	1	25
31	BEYERS, Mikel	2-3	1-1	0-0	0-0	0	0	0	4	5	1	2	0	0	8
Team						0	2	2							
Totals		28-61	9-20	17-25	17-25	12	19	31	22	82	15	17	2	8	200
FG % 1st Half: 13-26		50.0%	2nd half: 15-35	42.9%	Game: 28-61	45.9%	Deadball								
3FG % 1st Half: 5-10		50.0%	2nd half: 4-10	40.0%	Game: 9-20	45.0%	Rebounds								
FT % 1st Half: 7-10		70.0%	2nd half: 10-15	66.7%	Game: 17-25	68.0%	2								

### Duquesne 93 • 5-2

#	Player	Total		3-Ptr		Rebounds			PF	TP	A	TO	Blk	Stl	Min
		FG-FGA	FG-FGA	FT-FTA	FT-FTA	Off	Def	Tot							
05	WEATHERS, Marcus	5-7	0-0	1-6	1-6	2	5	7	4	11	1	3	2	1	27
21	HUGHES, Michael	7-9	0-0	6-9	6-9	1	2	3	3	20	1	5	1	1	27
01	LEWIS II, Mike	5-6	2-3	3-3	3-3	1	1	2	2	15	0	0	1	0	19
03	HUGHES, Frankie	2-5	2-5	0-0	0-0	0	1	1	1	6	1	1	0	2	20
35	CARRY, Sincere	6-9	2-3	5-5	5-5	0	5	5	3	19	7	0	0	5	33
00	DUNN-MARTIN, Tavian	0-3	0-3	0-0	0-0	0	1	1	2	0	0	2	1	1	14
02	WADE, Brandon	0-1	0-1	0-0	0-0	0	1	1	2	0	2	3	0	2	15
22	NORMAN JR, Lamar	1-1	0-0	0-0	0-0	0	1	1	0	2	0	0	0	0	4
23	KELLY, Amari	2-5	0-1	1-2	1-2	2	3	5	1	5	3	2	1	0	14
34	ROTROFF, Austin	2-4	0-0	2-2	2-2	1	2	3	4	6	0	0	0	0	10
50	WILLIAMS JR, Eric	3-7	1-2	2-2	2-2	1	3	4	1	9	2	1	0	0	17
Team						2	2	4							
Totals		33-57	7-18	20-29	20-29	10	27	37	23	93	17	19	6	12	200
FG % 1st Half: 18-31		58.1%	2nd half: 15-26	57.7%	Game: 33-57	57.9%	Deadball								
3FG % 1st Half: 4-9		44.4%	2nd half: 3-9	33.3%	Game: 7-18	38.9%	Rebounds								
FT % 1st Half: 8-12		66.7%	2nd half: 12-17	70.6%	Game: 20-29	69.0%	4								

Officials: Kipp Kissinger, Keith Kimble, Anthony Jordan  
Technical fouls: Marshall-None. Duquesne-None.  
Attendance: 1689

Score by periods	1st	2nd	Total
Marshall	38	44	82
Duquesne	48	45	93

Points	In	Off	2nd	Fast
MARM	30	27	14	11
DUQ	46	23	9	19

Last FG - MARM 2nd-02:10, DUQ 2nd-01:11.  
Largest lead - MARM by 5 1st-19:21, DUQ by 18 1st-05:32.  
MARM led for 02:26. DUQ led for 37:22. Game was tied for 00:12.

Score tied - 0 times.  
Lead changed - 3 times.

## RECAP

Sincere Carry had 19 points, seven assists and five steals and Michael Hughes tied his career high with 20 points to lead Duquesne to a 93-82 win over Marshall at the Palumbo Center. Mike Lewis II scored 13 of his 15 in the first half for the Dukes who moved to 5-2. C.J. Burks led the Thundering Herd (5-3) with 26 points. Duquesne hit six of its first seven shots - including a pair of 3-pointers by Frankie Hughes - in erasing a 5-0 deficit to go ahead 15-10. The Dukes took their first double-digit lead at 28-17 on a pair of Michael Hughes free throws with just over 10 minutes left in the half. Lewis II exploded for 11-straight points - including a four-point play - in just over two minutes to give Duquesne its largest lead at 42-24 at the 5:32 mark. Marshall got three free throws from Jon Elmore with one second on the clock to cut it to 48-38 at the half. Burks scored five early points to help the Herd pull to within five at 53-48 with 15:55 to go, as Duquesne missed four of its first six shots and turned it over three times. Austin Rotroff gave the Dukes some breathing room, making it 56-48 on a dunk and free throw. DU pounded it inside, getting a layup from Amari Kelly and a pair of free throws from Carry to build the lead back to 61-50. Carry, who scored 14 in the second half, made it 74-61 on a 3-pointer - his last of eight consecutive points - with eight minutes left. Marshall put together an 13-4 run, fueled by seven points from Burks, to cut it to 85-78 at the 4:00 mark. Duquesne went inside again, getting buckets from Michael Hughes and Marcus Weathers to make in a nine-point game. Hughes threw down a dunk off a pass from Weathers to make it 91-82 with just over one minute left.

## NOTES

Duquesne's .579 shooting percentage was its best under second-year head coach Keith Dambrot, and best by a DU team since a .627 performance in a CBI win over Omaha on Mar. 16, 2016 ... DU's 93 points were a season high ... there were three lead changes before Duquesne took the lead for good on a Frankie Hughes 3-pointer that made it 12-10 with 15:53 left in the first half ... Duquesne's largest lead was 18 at 42-24 with 4:54 left in the first half ... Marshall's largest lead was 5-0 ... Duquesne led for 37:22 minutes, Marshall led for 2:26 ... the game was tied for 0:12.