



DUQUESNE

FOOTBALL

2018 GAME NOTES / GAME 13 - FCS PLAYOFFS / AT SOUTH DAKOTA STATE

ASSISTANT DIRECTOR OF MEDIA RELATIONS (FB): LIAM HALFERTY // HALFERTYL@DUQ.EDU // (O): 412.396.5376 // (C): 412.508.1692

THE UNIVERSITY

Name of School	Duquesne University
Street Address	600 Forbes Avenue
Location	Pittsburgh, Pa. 15282
Founded	1878 by the Holy Ghost Fathers
Enrollment	9,984
Nickname	Dukes
School Colors	Red and Blue
Stadium/Capacity	Arthur J. Rooney Field/2,200
Playing Surface	Sportexe
Affiliation	NCAA Football Championship Subdivision (FCS)
Conference	Northeast Conference (NEC)
President	Ken Gormley (Pittsburgh '77)
Athletics Director	Dave Harper (Wright State '92)
Athletic Dept. Phone	412.396.6565
Ticket Office Phone	412.232.DUKE (3853)
University Website	www.duq.edu
Athletics Website	www.GoDuquesne.com

THE TEAM

Record Last Season	7-4 (4-2 NEC/T-2nd)
NEC All-Time Record	44-31
NEC All-Time Home/Road Record	25-13/19-18
NEC Titles	2011, '13, '15, '16, '18
NCAA FCS Playoffs	2015, '18
Basic Offense	Multiple
Basic Defense	3-4
Position Starters Returning/Lost	12/10
Specialists Returning/Lost	4/4
2017 All-NEC Returning/Lost	6/6

THE COACH

Head Coach	Jerry Schmitt (Westminster '83)
Overall Record (19th year)	120-82-0 (.594)
Record at Duquesne (14th year)	92-61-0 (.601)

ASSISTANT COACHES & SUPPORT STAFF

Anthony Doria	Offensive Coordinator/Quarterbacks
Dave Opfar	Defensive Coordinator
Mike Deitrick	Running Backs/Recruiting Coordinator
Scott Farison	Linebackers
Mickey Jacobs	Offensive Quality Control
Jake Nulph	Defensive Backs/Special Teams
Tony Papley	Defensive Line/Director of Operations
Darnel Richardson	Defensive Backs
Mike Silianoff	Asst. Head Coach/Offensive Line
Luke Smith	Wide Receivers
Matt Stansfield	Running Game Coordinator/Tight Ends

Anthony Longo	Strength & Conditioning Coach
Eni Kinikini	Athletic Trainer

MEDIA RELATIONS

Asst. Director of Media Relations (FB)	Liam Halferty
Halferty's Office Phone	412-396-5376
Halferty's Cell Phone	412-508-1692
Halferty's E-mail	halfertyl@duq.edu
Associate AD/Media Relations (Secondary FB)	Dave Saba
Saba's E-mail Address	saba@duq.edu
Saba's Office Phone	412-396-5861
Saba's Cell Phone	412-225-5317

SOCIAL MEDIA

Duquesne Football - Twitter	@DuqFB
Duquesne Football - Instagram	@DuqFB
Duquesne Athletics - Twitter	@GoDuquesne
Duquesne Athletics - Instagram	@GoDuquesne
NEC Football - Twitter	@NECFootball
FCS Football - Twitter	@NCAA_FCS



DUQUESNE DUKES 9-3 AT
#5/5 SOUTH DAKOTA STATE JACKRABBITS 8-2
12.1.18 // 3:00 PM ET // BROOKINGS, S.D. // DANA J. DYKHOUSE STADIUM - 19,340



GAME INFORMATION

Date	Saturday, Dec. 1, 2018
Kickoff	3:00 p.m. ET
Watch	ESPN3
Radio	WJAS-AM 1320/iHeart Radio
Live Stats	TBA

THE SERIES

Series	Tied 1-1
In Brookings	SDSU leads 1-0
In Pittsburgh	Dukes lead 1-0
Last Meeting	Aug. 31, 2017
Last Meeting Result	No. 4/6 SDSU 51, Dukes 13

OPENING KICKOFF

► The Dukes advance to the second round of the FCS Playoffs at No. 5 South Dakota State after posting their first FCS Playoff win in program history with a 31-10 victory at No. 16/19 Towson last week.
 ► After falling behind 10-0, Duquesne scored 31 unanswered points en route to the triumph over the Tigers.
 ► **A.J. Hines** finished with 246 yards from scrimmage with a pair of touchdowns in the victory. The Dukes limited Towson - the top scoring team in the CAA (36.7 ppg) - to a season-low 10 points.
 ► The Dukes are making their second trip to the FCS postseason after also qualifying in 2015. Duquesne earned the Northeast Conference's automatic bid as the Dukes secured their fifth NEC title.
 ► South Dakota State is making its seventh straight appearance in the FCS Playoffs. The Jackrabbits, an at-large selection out of the Missouri Valley Football Conference, earned a seed in the postseason for the third year in a row.

BREAKDOWN

RECORD	9-3	8-2
SCORING	31.2	45.4
TOTAL OFFENSE	383.3	511.2
RUSHING	186.3	232.9
PASSING	197.0	278.3
OPP. SCORING	26.0	22.3
OPP. OFFENSE	374.2	374.5
OPP. RUSHING	170.7	161.2
OPP. PASSING	203.5	213.3
LEADERS		
RUSHING	A.J. Hines 256 car/1499 yds/15 TD	Pierre Strong 67 car/777 yds/8 TD
PASSING	Daniel Parr 174-287/2287 yds/20 TD	Taryn Christian 163-270/2549 yds/28 TD
RECEIVING	Nehari Crawford 67 rec/1017 yds/10 TD	Cade Johnson 52 rec/1072 yds/15 TD
DEFENSE	Brett Zanolto 86 tkl/53 solo/6.0 TFL	C. Rozeboom 73 tkl/38 solo/2 int

2018 SCHEDULE



AT MASSACHUSETTS
 AUGUST 25 // AMHERST, MA // MCGUIRK ALUMNI STADIUM - 17,000
 UMASS LEADS SERIES 1-0 // DU'S 2ND GAME VS. AN FBS OPPONENT

L, 15-63
 TV: ELEVEN SPORTS
 RADIO: WJAS 1320/IHEART



VS LOCK HAVEN
 SEPTEMBER 1 / PITTSBURGH, PA / ROONEY FIELD - 2,200
 DU LEADS SERIES 1-0 / DUKES HAVE WON 11 STRAIGHT HOME OPENERS

W, 45-0
 TV: NEC FRONT ROW
 RADIO: WJAS 1320/IHEART



VS VALPARAISO
 SEPTEMBER 8 / PITTSBURGH, PA / ROONEY FIELD - 2,200
 DU LEADS SERIES 4-0 / 1ST MEETING IN PITTSBURGH SINCE 2011

W, 23-21
 TV: NEC FRONT ROW
 RADIO: WJAS 1320/IHEART



VS DAYTON
 SEPTEMBER 15 / PITTSBURGH, PA / ROONEY FIELD - 2,200
 DU LEADS SERIES 10-6 / DUKES ARE 7-2 AT HOME VS. FLYERS

W, 31-26
 TV: NEC FRONT ROW
 RADIO: WJAS 1320/IHEART



AT HAWAII
 SEPTEMBER 22 / HONOLULU, HI / ALOHA STADIUM - 50,000
 UH LEADS SERIES 1-0 / DU'S 1ST GAME WEST OF THE ROCKY MTNS. SINCE 1947

L, 21-42
 TV: STADIUM *APP
 RADIO: WJAS 1320/IHEART



VS BRYANT*
 OCTOBER 6 / PITTSBURGH, PA / ROONEY FIELD - 2,200
 BRYANT LEADS SERIES 7-4 / BULLDOGS HAVE WON 5 OF 6 VS. DUKES

L, 20-21
 TV: NEC FRONT ROW
 RADIO: WJAS 1320/IHEART



VS ROBERT MORRIS*
 OCTOBER 13 / PITTSBURGH, PA / ROONEY FIELD - 2,200
 DU LEADS SERIES 13-7 / DU HAS WON 6 IN A ROW OVER RMU

W, 48-24
 TV: ESPN3
 RADIO: WJAS 1320/IHEART



AT SAINT FRANCIS*
 OCTOBER 20 / LORETO, PA / DEGOL FIELD - 3,450
 DU LEADS SERIES 37-8 / DUKES ARE 16-6 VS RED FLASH IN LORETO

W, 27-20
 TV: NEC FRONT ROW
 RADIO: WJAS 1320/IHEART



AT WAGNER*
 NOVEMBER 3 / STATEN ISLAND, NY / HAMLINE FIELD - 3,300
 DU LEADS SERIES 9-5 / DU LEADS 8-3 IN NEC ERA

W, 47-30
 TV: ESPN3
 RADIO: WJAS 1320/IHEART



VS SACRED HEART*
 NOVEMBER 10 / PITTSBURGH, PA / ROONEY FIELD - 2,200
 DU LEADS SERIES 10-4 / DUKES HAVE WON 4 STRAIGHT VS. PIONEERS

W, 28-24
 TV: NEC FRONT ROW
 RADIO: WJAS 1320/IHEART



AT CENTRAL CONNECTICUT*
 NOVEMBER 17 / NEW BRITAIN, CT / ARUTE FIELD - 5,500
 SERIES TIED 6-6 / DUKES CLAIM FIFTH NEC CHAMPIONSHIP

W, 38-31
 TV: ESPN3
 RADIO: WJAS 1320/IHEART



AT #16/19 TOWSON
 NOVEMBER 24 / TOWSON, MD / JOHNNY UNITAS® STADIUM - 11,198
 FIRST MEETING / DUQUESNE'S FIRST FCS PLAYOFF VICTORY

W, 31-10
 TV: ESPN3
 RADIO: WJAS 1320/IHEART



AT #5/5 SOUTH DAKOTA STATE
 DECEMBER 1 / BROOKINGS, SD / DANA J. DYKHOUSE STADIUM - 19,340
 SERIES TIED 1-1 / SDSU DEFEATED DUKES IN 2017 SEASON OPENER

3:00 PM ET
 TV: ESPN3
 RADIO: WJAS 1320/IHEART



PLAYERS TO WATCH

RB // A.J. HINES / JR / 5-11 / 225

- 2018 Walter Payton Award Finalist
- 2018 NEC Offensive Player of the Year
- 2016, 2017, 2018 All-NEC First Team
- 2016 STATS FCS Jerry Rice Award
- 2016 NEC Offensive Rookie of the Year
- Ranks fourth in school history with 3,828 rushing yards
- Has 38 career rushing touchdowns, good for second in school history
- Has recorded 20 100-yard rushing performances in two seasons, including six straight this season

WR // NEHARI CRAWFORD / SR / 5-11 / 170

- Duquesne's all-time leader in receptions (186)
- Ranks second in school history with 2,688 career receiving yards, just eight yards behind the all-time leader
- Has posted his second straight 1,000-yard season
- 2017, 2018 All-NEC First Team
- 2017 All-ECAC Second Team
- Closed out the 2017 regular season as the FCS leader in receiving touchdowns (15)

OL // ALEX CONLEY / SR / 6-4 / 305

- Has started 34 straight games for the Dukes
- 2017, 2018 All-NEC First Team

OL // MATT FITZPATRICK / SR / 6-3 / 300

- Has started 34 straight games for the Dukes
- 2016, 2017, 2018 All-NEC selection

- Conley & Fitzpatrick have blocked for 20 of A.J. Hines' 100-yard rushing performances
- The offensive line duo helped Duquesne pace the NEC in rushing offense in 2016 and '17

QB // DANIEL PARR / JR / 5-10 / 180

- First-year starter for the Dukes after transferring from FAU
- Named NEC Co-Offensive Player of the Week after tallying 277 passing yards and three total touchdowns in the win at CCSU
- Threw for career-best 333 yards with three touchdowns in the win over Dayton
- Played in 17 games with four starts in two years at FAU with four touchdown passes and 694 passing yards

CB // JONATHANT ISTACHE / SR / 5-10 / 180

- Ranks fifth in the FCS with 18 passes defended
- Led the NEC with four interceptions on the season
- 2017, 2018 All-NEC selection
- Ranks fifth on the team with 41 tackles (29 solo) on the year

ILB // BRETT ZANOTTO / JR / 6-1 / 230

- Maryland transfer who has started all 23 games at linebacker in his first two seasons with the Dukes
- Leads the team with 86 tackles including 53 solo stops
- Moved to mike linebacker for the 2018 season, replacing All-NEC performer and DU leading tackler Carter Henderson
- Ranked second on the team with 59 total tackles including 41 solo stops, 11 tackles for loss in 2017
- Finished the season tied for fifth in the NEC with 11 tackles for loss and 20th in the league with 59 tackles

QUICK HITS

► The Dukes earned their first win over a ranked opponent with the victory at Towson, improving to 1-5 in those games.

► Duquesne qualifies for the FCS Playoffs for the second time in program history. Northeast Conference teams are 2-8 all-time in the FCS Playoffs. Wagner earned the other win with a 31-20 victory over Colgate in 2012.

► The Dukes are looking to become the first team from the NEC to advance to the FCS quarterfinals. Wagner dropped a 29-19 decision at Eastern Washington in 2012 after defeating Colgate at home.

► The Dukes have enjoyed a great deal of success in NEC play, claiming five conference titles since 2011. Duquesne won a share of the league crown in 2011, 2013, 2016 and 2018 while capturing the outright title in 2015, earning the NEC's automatic bid to the FCS playoffs along with this season.

► The Dukes are 19-5 in NEC action since the beginning of the 2015 campaign, including a 10-2 mark at Rooney Field.

► Duquesne is receiving votes in both the STATS FCS Top 25 & AFCA Coaches' Poll.

► DU has recorded 59 wins since 2011, at least eight more victories than any other NEC team. In addition, the Dukes' 35 conference wins in that time span are the most in the league.

► **A.J. Hines** picked up his fourth NEC Offensive Player of the Week award in a row after recording 213 yards with a touchdown on the ground in the win over Sacred Heart.

► Hines is fourth in the country in rushing yards per game, averaging 136.3 yards per contest.

► In the six conference games this season, Hines averaged 165.3 yards on the ground with nine rushing scores.

► The Dukes are 7-0 this season when A.J. Hines has at least 100 yards rushing.

► **Nehari Crawford** paced the NEC and ranks 20th in the FCS with 1,017 receiving yards on the season. Crawford's 25 receiving touchdowns since the start of last season are the most at the FCS level.

► Duquesne has won six straight games and is 9-1 against non-FBS opponents.

► With the Dukes looking for some depth at the running back position a few weeks ago against Robert Morris, defensive back **Daquan Worley** made his debut in the DU backfield, recording seven carries for 96 yards with two touchdowns, including a 52-yard rushing score. He added 89 yards on six carries at Wagner.

► DU linebacker **Brett Zanotto** is fifth in the NEC with 86 tackles on the season while cornerback **Jonathant Istache** leads the conference with four interceptions. His 18 passes defended also lead the NEC and rank fifth in the FCS.

► Duquesne is fifth in the FCS in kick return defense (15.4 ypr) and 15th in third down conversion percent (45.9 pct).

DUKES VS RANKED OPPONENTS

RANK	OPPONENT	DATE	RESULT
#16/19	at Towson*	11.24.18	W, 31-10
#4/6	at South Dakota St.	8.31.17	L, 13-51
#13/13	at William & Mary*	11.28.15	L, 49-52
#21/21	at Youngstown St.	9.6.14	L, 23-34
#8/6	at Old Dominion	9.1.12	L, 23-57
#11/12	at Delaware	9.18.10	L, 6-30

*FCS Playoff game

Rankings: Media/Coaches

► DU is 9-0 when scoring at least 30 points and 8-1 when holding its opponent to 30 points or less.

► Duquesne faced a pair of Biletnikoff Award semifinalists this season when taking on its FBS opponents in Andy Isabella (UMass) and John Ursua (Hawaii).

► The Dukes had six games at Rooney Field in 2018 (three non-conference matchups, three NEC contests) in addition to the game at Saint Francis U. This comes a year after DU played seven road games in seven different states in 2017.

THE NEC IN THE FCS PLAYOFFS

YEAR	RESULT
2018	Duquesne 31, #16 Towson 10
2017	#21 New Hampshire 14, CCSU 0
2016	#9 Villanova 31, Saint Francis U 21
2015	#13 William & Mary 52, Duquesne 49
2014	#9 Fordham 44, #22 Sacred Heart 22
2013	#9 Fordham 37, Sacred Heart 27
2012	#4 Eastern Washington 29, Wagner 19
2012	Wagner 31, #24 Colgate 20
2011	#24 Stony Brook 31, Albany 28
2010	#25 North Dakota St. 43, Robert Morris 17

All-time: 2-8

vs. the MVFC: 0-1

► Duquesne returns 12 starters from last year's team which posted a 7-4 overall mark and a 4-2 ledger in Northeast Conference play.

► The Dukes have registered at least seven total victories in four straight seasons and six of the last eight years. In a season with two games against FBS teams, DU earned its seventh win with a victory over Sacred Heart.

► In the Dukes' game against Bryant, Duquesne sported new helmet decals, wearing red jersey numbers on the left side with a transparent "D" logo with blue outline on the right side. The back of the helmet featured a blue Pittsburgh city skyline silhouette.

► The Dukes are 1-1-2 all-time in December. Saturday is just their second game in December since 1939, as Duquesne fell to Sacred Heart in the 2001 ECAC Classic. The Dukes' lone win in December came at Mississippi State in 1937.

DUKES IN DECEMBER

DATE	RESULT
12.1.01	*Sacred Heart 31, at Duquesne 15
12.2.39	Duquesne 10, at Detroit 10
12.4.37	Duquesne 9, at Mississippi State 0
12.5.31	+Duquesne 0, Carnegie Mellon 0

Overall: 1-1-2

* ECAC Classic

+ Charity game played at Pitt Stadium



HISTORY MADE

DUKES 31, #16/19 TOWSON 10

NOV. 24, 2018

- Duquesne scored 31 unanswered points and held No. 16/19 Towson scoreless in the second half, as the Dukes won their first FCS Playoff game in program history.
- **A.J. Hines** finished with 246 yards from scrimmage with a pair of touchdowns to lead the Dukes in the triumph.
- The victory over Towson also marks Duquesne's first over a ranked team in the FCS era.
- The Tigers gained a 10-0 first half lead on Tom Flacco's 34-yard touchdown pass to Jabari Allen in the first quarter before a 26-yard field goal by Aidan O'Neill with just over seven minutes to play in the first half.
- Towson was on the doorstep again on its next drive, looking to extend its advantage when **Brandon Stanback** forced and recovered a fumble on the Dukes' one-yard line.
- Forcing a punt on the Tigers' next possession, the Dukes gained some momentum into the break, marching 65 yard in nine plays as **Mitch MacZura** connected on a 32-yard field goal as time expired.
- Duquesne continued that push into the second half, as **Daquan Worley** broke off a 48-yard touchdown run to knot the score at 10-10.
- The Duquesne defense would force a three-and-out before Hines hauled in a screen pass from Parr, taking it 71 yards to pay dirt to give the Dukes their first lead of the contest at 17-10 with just under 10 minutes to play in the third quarter.
- Duquesne continued its ground-and-pound approach in to the fourth quarter as a three-yard Parr touchdown run extended the Dukes' advantage to 24-10.
- After the Dukes forced a Tiger turnover on downs in their own territory later in the quarter, Hines found the end zone for the second time on the day, this time on a three-yard rush to push the Duquesne lead to 31-10 with just over three minutes to play.
- The Dukes held Towson scoreless in the final 37:07 of the contest, limiting the Tigers to 33 yards in the third quarter. Outside of the Tigers' final 73-yard drive late in the fourth quarter, Duquesne limited Towson to 36 second-half yards.
- Hines finished with 28 carries for 175 yards and a rushing touchdown to go with the 71-yard touchdown reception. Worley added eight carries for 78 yards.
- The Dukes limited Towson quarterback Tom Flacco – who came into the game third in the FCS in total offense at 348.0 yards per game – to 127 passing and 38 rushing yards, his lowest total output of the year.
- Duquesne outgained the Tigers 426-357 in the win, including advantages of 282-230 on the ground and 144-127 through the air.
- The Dukes held Towson – the top scoring team in the Colonial Athletic Association (36.7 ppg) - to its lowest scoring output of the season of 10 points.

THE SERIES

- This is the third meeting between the two schools.
- The Dukes and No. 4/6 Jackrabbits met in the 2017 season opener in Brookings, with South Dakota State claiming a 51-13 victory. It was the first of 11 wins last season for **John Stiegelmeier's** Jackrabbits.
- Duquesne also hosted the Jackrabbits on Nov. 11, 1932 with the Dukes claiming a 34-12 victory at Forbes Field in Pittsburgh. The Dukes went on to finish with a 7-2-1 ledger that season under head coach **Elmer Layden**.

GAME COVERAGE

- **WATCH: ESPN3**
Mike Reghi (PxP) / Dustin Fox (Analyst)
- **RADIO: WJAS AM 1320 / IHEARTRADIO**
Alex Panormios (PxP) / Tad Maurey (Analyst)
- **LIVE STATS: TBA**

NATIONAL EXPOSURE

- The Dukes will appear on ESPN3 for the fifth time this season and for the 17th time since the start of the 2016 campaign.
- In addition, the matchup with Hawaii was available nationally on the Stadium App via Spectrum Sports while the UMass game was able to be viewed on DirecTV through Eleven Sports.

@DUQFB HISTORY

- The Dukes posted a 13-12 victory over Mississippi State in the 1937 Orange Bowl in Miami, Fla.
- In 1934, Duquesne topped Miami (Fla.) 33-7 in the Festival of Palms Bowl. The following season, Dukes head coach Elmer Layden accepted the head coaching position at Notre Dame.
- Following an 8-0-1 finish in 1939, the Dukes rejected a proposition to appear in the Cotton Bowl against Boston College after bowl administrators failed to meet a DU imposed deadline.
- Duquesne was named the 2003 I-AA Mid-Major National Champion following its undefeated 5-0 MAAC finish and 12-10 win over Monmouth in the ECAC Classic.
- In the Dukes' FCS era, Duquesne has won 16 conference championships (11 MAAC titles, five NEC titles)

BREAKDOWN BY NCAA AFFILIATION

Football on the Duquesne campus began in the fall of 1891, with detailed results not recorded until 1902. DU has played at the Major College level (1902-50), as a club team (1969-78) and at the NCAA Division III level (1979-92). Duquesne, which competed at the NCAA FCS non-scholarship level from 1993-2007, began offering scholarships at the FCS level prior to the 2008 season.

MAJOR COLLEGE

Years	1902-03; 1913-14; 1920-42; 1947-50
Record	137-120-15
Seasons	31

Jan. 1, 1934 • Festival of Palms Bowl
33-0 win over Miami (Fla.)

Jan. 1, 1937 • Orange Bowl
13-12 win over Mississippi State

CLUB TEAM

Years	1969-78
Record	55-25-1
Seasons	10

1973 National Club Champions

NCAA DIVISION III

Years	1979-92
Record	51-74-3
Seasons	14

NCAA FCS

Years	1993-current
Record	189-93-0
Seasons	26

MAAC Football League Champions
1995, 1996, 1999, 2000, 2001, 2002, 2003, 2004, 2005, 2006 (co-) and 2007 (co-)

ECAC Bowl/Classic
1995, 1996, 2001, 2002, 2003

2003 I-AA Mid-Major
National Champions

NEC Champions
2011 (co-), 2013 (co-), 2015, 2016 (co-)

NCAA FCS Playoff Participant
2015

OVERALL RECORD

432-312-19 (IN 91 SEASONS)

- Duquesne did not field a team for a total of 36 seasons: 1904-12, 1915-19, 1943-46, 1951-68.
- Complete team records and coaches are not available from 1891-1901.



DUQUESNE'S RECORD WHEN.....

At home:	5-1
On the road:	4-2
Night games:	1-2
Day games:	8-1
Artificial turf:	9-3
Natural grass:	0-0
vs. nationally-ranked teams:	1-0
vs. NEC opponents:	5-1
vs. non-conference opponents:	4-2

In August:	0-1
In September:	3-1
In October:	2-1
In November:	4-0

Dukes score on 1st possession:	3-1
Opp. scores on 1st possession:	3-1
Dukes score first:	4-2
Opponent scores first:	5-1

Dukes lead after 1st quarter:	5-1
Opp. leads after 1st quarter:	3-1
Tied after 1st quarter:	1-1
Dukes lead at halftime:	5-0
Opp. leads at halftime:	3-3
Tied at halftime:	1-0
Dukes lead after 3rd quarter:	8-0
Opp. leads after 3rd quarter:	1-3
Tied after 3rd quarter:	0-0
Overtime:	0-0

Dukes have more total yards:	8-1
Opp. has more total yards:	1-2
Dukes have more rushing yards:	6-0
Opp. has more rushing yards:	3-3
Dukes have more passing yards:	6-1
Opp. has more passing yards:	3-2

Win turnover battle:	2-1
Lose turnover battle:	4-2
Even turnovers:	3-0

Dukes have fewer penalty yards:	4-3
Opp. has fewer penalty yards:	4-0
Even penalty yards:	1-0
Dukes lead time of possession:	7-1
Opp. leads time of possession:	2-2

Dukes have 100-yard rusher:	7-0
Opp. has 100-yard rusher:	3-2
Dukes have 300-yard passer:	1-0
Opp. has 300-yard passer:	0-0
Dukes have 100-yard receiver:	3-1
Opp. has 100-yard receiver:	2-1

Scoring 10 or less points:	0-0
Scoring 11+ points:	9-3
Scoring 20+ points:	9-2
Scoring 30+ points:	6-0
Scoring 40+ points:	3-0

Allowing 10 points or less:	2-0
Allowing 20 points or less:	2-0
Allowing 30 points or less:	6-1
Allowing more than 30 points:	1-2

Rushing for < 100 yards:	0-2
Rushing for 100+ yards:	8-1
Rushing for 200+ yards:	3-0
Passing for < 200 yards:	4-2
Passing for 200+ yards:	4-1
Passing for 300+ yards:	1-0

<300 yards total offense:	0-2
300+ yards total offense:	9-1
400+ yards total offense:	6-0
500+ yards total offense:	1-0

Allowing <100 yards rushing:	3-0
Allowing 100+ yards rushing:	6-3
Allowing <200 yards passing:	3-1
Allowing 200+ yards passing:	6-2
Allowing <300 yards total offense:	1-1
Allowing 300+ yards total offense:	8-2

SCOUTING SOUTH DAKOTA STATE

► The Jackrabbits finished the regular season with an 8-2 overall record and a 6-2 ledger in the Missouri Valley Football Conference (MVFC).

► South Dakota State's losses came at the hands of top-ranked North Dakota State and Northern Iowa, another FCS Playoff team. SDSU has been ranked as high as No. 2 in the country this season.

► The Jackrabbits are making their seventh straight FCS Playoff appearance. Last season they advanced to the semifinals, falling to James Madison 51-16.

► SDSU boasts the third-ranked scoring offense in the FCS, averaging 45.4 ppg. The Jackrabbits are fifth in the country in total offense (511.2 ypg) and in turnover margin (1.45).

► Signal-caller **Taryn Christion** is a three-time Walter Payton Award finalist. He is third in the nation in pass efficiency (169.5), fifth in touchdowns (28) and in points responsible for per game (19.8).

► He holds MVFC career records for touchdown passes (100), passing yards (11,064) and total offense (12,461 yards).

► Wide receiver **Cade Johnson** is third in the FCS with 15 receiving touchdowns and seventh in the country averaging 107.2 receiving yards per game.

► Running back **Pierre Strong Jr.** was named the MVFC Freshman of the Year after leading the team with 777 rushing yards with eight touchdowns.

► Linebacker **Christian Rozeboom** collected first-team all-MVFC honors for the third time. He leads the team with 73 tackles, including 4.5 tackles for loss, to go with two interceptions and a fumble recovery.

LAST MEETING

**#4/6 SOUTH DAKOTA STATE 51, DUKES 13
AUG. 31, 2017**

► South Dakota State scored the game's first 34 points, scoring three touchdowns in the opening quarter followed by two scores in the second stanza en route to a 51-13 victory over the Dukes in the 2017 season opener.

► The Jackrabbits, the highest-ranked Football Championship Subdivision (FCS) opponent Duquesne has ever faced, came into the game fourth in the STATS FCS Top 25 and sixth in the FCS Coaches Poll.

► The Dukes would answer with their first score when quarterback **Tommy Stuart** connected with junior wide receiver **Nehari Crawford** on a two-yard touchdown pass with 2:22 to play in the first half.

► After taking the 34-7 advantage into the locker room, SDSU added two more touchdowns to open the second half to push its lead to 48-7.

► Duquesne responded with another Stuart touchdown pass, this time to junior **Kareem Coles Jr.** over the middle on a 31-yard strike.

► The Jackrabbits closed scoring with a 23-yard field goal early in the fourth quarter.

DUKES VS CURRENT MEMBERS OF THE MVFC

DATE	OPPONENT	RESULT
8.31.17	at No. 4/6 South Dakota State	L, 13-51
9.1.16	at Youngstown State	L, 10-45
9.6.14	at No. 21 Youngstown State	L, 23-34
9.21.13	at Youngstown State	L, 17-59
11.11.32	South Dakota State	W, 34-12

Overall: 1-4

JACKRABBITS VS CURRENT MEMBERS OF THE NEC

DATE	OPPONENT	RESULT
8.31.17	Duquesne	W, 51-13
9.26.15	Robert Morris	W, 34-10
11.11.32	Duquesne	L, 12-34

Overall: 2-1

► Stuart completed 14-of-22 passes for 175 yards with a pair of touchdowns and an interception in his Duquesne debut.

► **Jake Wieneke**, who ended up signing with the Minnesota Vikings as an undrafted free agent prior to training camp in 2018, caught four touchdown passes for SDSU.

► The Dukes held 6-5, 260-pound tight end **Dallas Goedert** to two catches in the game. Goedert was drafted by the Philadelphia Eagles in the second round of the 2018 NFL Draft.

HINES NAMED CFPA FCS NATIONAL PLAYER OF THE WEEK

► Duquesne running back **A.J. Hines** was named the College Football Performance Awards (CFPA) FCS National Player of the Week, the organization announced on Monday.

► Hines finished with 246 yards from scrimmage with a pair of touchdowns in Duquesne's 31-10 victory in the FCS Playoffs at No. 16/19 Towson on Saturday afternoon.

► The NEC Offensive Player of the Year tallied 175 yards on the ground on 28 carries with a rushing score to go with a 71-yard touchdown reception, helping the Dukes secure their first-ever FCS Playoff win.

► Averaging 6.3 yards per carry against the Tigers, he rushed for nine first downs in the triumph.

► His 71-yard touchdown reception in the third quarter gave the Dukes the lead for good at 17-10. In addition, his three-yard touchdown run in the fourth quarter put the game out of reach.

HINES, SCHMITT NAMED FINALISTS FOR STATS FCS NATIONAL AWARDS

► Duquesne running back **A.J. Hines** has been named a finalist for the STATS FCS Walter Payton Award for the FCS offensive player of the year while 14th-year head coach **Jerry Schmitt** was named a finalist for the STATS FCS Eddie Robinson Award for FCS Coach of the Year, the organization announced last week.



LARGEST ROAD CROWDS

Here is a list of the largest crowds Duquesne has played in front of since reinstatement of the program in 1969:

26,175	AT HAWAII	9.22.18	L	21-42
20,329	at Buffalo	8.30.14	L	28-38
19,818	at Old Dominion	9.1.12	L	23-57
18,922	at Delaware	9.18.10	L	6-30
16,958	at Youngstown St.	9.21.13	L	17-59
14,634	at Liberty	11.4.17	L	24-27
12,219	at Youngstown St.	9.1.16	L	10-45
12,218	at South Dakota St.	8.31.17	L	13-51
10,525	at Youngstown St.	9.6.14	L	23-34
8,684	AT UMASS	8.25.18	L	15-63
8,672	at Penn	9.17.05	L	14-41
8,364	at Bryant	9.17.15	L	17-38
8,181	at Penn	9.20.03	L	10-51
8,016	at Robert Morris	10.8.94	L	6-28
6,972	at Bucknell	9.6.97	L	16-23
6,478	at Holy Cross	9.4.04	W	31-7
6,255	at Albany	10.10.09	L	10-55
6,248	at Carnegie Mellon	9.8.84	L	14-20
6,227	at Albany	9.26.15	L	14-17
6,127	at Dayton	9.28.02	W	35-28
6,127	at Butler	9.22.01	W	33-23

► Hines, the 2016 Jerry Rice Award winner, is the third Duquesne player in as many years to be recognized as a finalist for the Payton Award, joining quarterbacks **Dillon Buechel** in 2016 and **Tommy Stuart** last season.

► This marks Schmitt's second nod as a finalist for STATS FCS Coach of the Year, as he was also recognized in 2015. He guided the Dukes to their fifth NEC title in eight years this season, as Duquesne posted a 5-1 ledger in conference action.

PARR EARNS NEC PLAYER OF THE WEEK ACCOLADES

► Quarterback **Daniel Parr** was named the NEC Co-Offensive Player of the Week for his performance in the Dukes' NEC title-clinching win at CCSU on Nov. 17.

► Parr threw for 277 yards and accounted for three total touchdowns in the championship-clinching win over the defending champion Blue Devils.

► He was responsible for seven third-down conversions in the second half, the last of which lifted the Dukes into the FCS Playoffs. On 3rd-and-8, Parr connected with **Nehari Crawford** across the middle on a 56-yard scoring strike which put Duquesne on top 38-31 with just 24 ticks remaining in the contest.

HINES IS 4X NEC OFFENSIVE PLAYER OF THE WEEK

► **A.J. Hines** earned his fourth Northeast Conference Offensive Player of the Week nod this season following the Sacred Heart game.

► Hines registered 213 yards with a touchdown on 31 carries. He went over 200 yards from scrimmage for the fourth consecutive week, helping Duquesne win its fourth consecutive contest to move to 4-1 in NEC play.

► This marked Hines' fifth career NEC Player of the Week nod which represents a new Duquesne record.

► He passed quarterback **Sean Patterson** (2009-12) for the most in school history.

► His also passes running back **Rafiq Douglas** (three in 2015) for the most NEC Offensive Player of the Week awards in a single season in program history.

HINES CLIMBS RECORD BOOKS; AMONG FCS CAREER LEADERS

► Running back **A.J. Hines** (Wilson, N.C./Fike) returns for his junior campaign at Duquesne having compiled 3,828 career rushing yards with 38 touchdowns.

► Hines ranks second in school history in career rushing touchdowns and fourth in career rushing yards.

► Eclipsing the 1,000-mark for the season in the week 11 win over Sacred Heart, Hines became just the second player in program history to post three straight 1,000-yard rushing seasons. He and Duquesne's all-time leading rusher **Larry McCoy** (2009-12) are the only two players in school history to do so.

► As a sophomore, the former Jerry Rice Award winner finished with 1,038 yards with 10 rushing touchdowns in 10 games played.

► In his last six games, Hines has rushed for 1,092 yards with nine touchdowns to go with a pair of receiving scores. His six consecutive 100-yard rushing performances are the most for the Dukes in the FCS era. Hines also posted five straight 100-yard games as a freshman in 2016.

► The Wilson, N.C. has tallied 20 100-yard rushing games in his career, good for third in school history.

ACTIVE FCS LEADERS RUSHING YARDS PER GAME

PLAYER	CAREER YPG
1. Ryan Fulse, Wagner	140.5
2. A.J. HINES, DUQUESNE	123.5
3. Wesley Dugger, Davidson	114.0
4. Marquis Terry, Southeast Missouri St.	100.1
5. Joe Protheroe, Cal Poly	99.3

► Hines is second among active FCS leaders in career rushing yards per game, averaging 123.5 yards per contest in his career. In addition, he is third among active FCS leaders in total rushing yards, including first among underclassmen.

CRAWFORD CONTINUES TO PACE RECEIVING CORPS

► Senior wide receiver **Nehari Crawford** (Fort Pierce, Fla./Fort Pierce Central) enjoyed a breakout year in 2017 in which he led the FCS in receiving touchdowns at the end of the regular season with 15. The Florida native has led the Duquesne receivers again in 2018.

► Crawford has recorded 67 catches for 1,017 yards and 10 touchdowns in 2018.

► He led the NEC and ranks 20th in the FCS in receiving yards on the season.

► Crawford is tied for fifth among active players with 31 career receiving touchdowns.

AFCA COACHES POLL

No.	School	Rec.	Pts.	Prev.
1	North Dakota State (26)	11-0	650	1
2	Kennesaw State	10-1	622	2
3	Eastern Washington	9-2	593	3
4	Weber State	9-2	571	4
5	SOUTH DAKOTA ST.	8-2	549	5
6	James Madison	8-3	491	8
7	Colgate	9-1	468	6
8	Princeton	10-0	459	9
9	Jacksonville State	8-3	451	7
10	UC Davis	9-2	437	11
11	North Carolina A&T	9-2	389	13
12	Wofford	8-3	366	14
13	Nicholls	8-3	327	15
14	Maine	8-3	317	19
15	Dartmouth	9-1	255	20
16	Stony Brook	7-4	230	10
17	Elon	6-4	196	12
18	San Diego	9-2	192	22
19	TOWSON	7-4	179	16
20	Southeast Missouri State	8-3	178	23
21	East Tennessee State	8-3	132	17
22	Indiana State	7-4	111	24
23	Delaware	7-4	90	18
24	Montana State	7-4	58	NR
25	UIW	6-4	45	NR

Dropped Out: McNeese (21), North Dakota (25)

Others Receiving Votes: Monmouth (N.J.), 18; Illinois St., 15; Lamar, 14; Northern Iowa, 12; Alcorn St., 11; **DUQUESNE**, 9; McNeese, 9; Furman, 3; Harvard, 1; Idaho St., 1; Rhode Island, 1.

STATS FCS TOP 25

No.	School (Record)	Rec.	Pts.	Prev.
1	North Dakota State (155)	11-0	3875	1
2	Kennesaw State	10-1	3677	2
3	Weber State	9-2	3520	3
4	Eastern Washington	9-2	3413	4
5	SOUTH DAKOTA ST.	8-2	3274	5
6	James Madison	8-3	2978	7
7	UC Davis	9-2	2761	9
8	Jacksonville State	8-3	2649	6
9	Colgate	9-1	2521	8
10	Princeton	10-0	2322	11
11	North Carolina A&T	9-2	2273	12
12	Maine	8-3	2218	16
13	Wofford	8-3	2185	13
14	Nicholls	8-3	1906	18
15	Stony Brook	7-4	1413	10
16	TOWSON	7-4	1359	15
17	Elon	6-4	1272	14
18	Dartmouth	9-1	1188	20
19	San Diego	9-2	918	21
20	Southeast Missouri State	8-3	896	23
21	Delaware	7-4	791	17
22	ETSU	8-3	642	19
23	Montana State	7-4	550	25
24	UIW	6-4	484	24
25	Indiana State	7-4	350	NR

Dropped Out: Northern Iowa, Illinois State, Idaho State

Others Receiving Votes: Lamar (294), UNI (128), Alcorn State (127), Furman (118), Monmouth (79), **DUQUESNE** (40), McNeese (37), Illinois State (23), Idaho State (19), North Dakota (15), Samford (13), Sam Houston State (12), Rhode Island (11), Central Arkansas (7), Eastern Kentucky (6), Southern University (4), Abilene Christian (3), Montana (2), Stetson (2).



100-YARD RUSHING GAMES CAREER

G	PLAYER	Years
24	Larry McCoy	2009-12
21	Donte Small	1998-01
20	A.J. HINES	2016-
14	Mike Hilliard	1999-03
9	Bill Green*	1992-95

100-YARD RUSHING GAMES SEASON

G	PLAYER	Years
9	Larry McCoy	2011
7	A.J. HINES	2016 & 2018
7	Mike Hilliard	2002 & 2003
7	Donte Small	1999 & 2000
7	Bill Green	1995
6	A.J. HINES	2017

100-YARD RECEIVING GAMES CAREER

G	PLAYER	Years
13	Chris King	2012-15
11	Jeremy Conley	1998-02
11	Gerald Foster	1996-99
10	NEHARI CRAWFORD	2015-
9	Michel Warfield	2002-04

► He turned in a career performance in the Dukes' win over Dayton, tallying 11 catches for 223 yards and a pair of touchdowns. For his showing, he was named the NEC Co-Offensive Player of the Week.

► The Fort Pierce, Fla. native has 10 career 100-yard games and nine career games with multiple receiving touchdowns.

► He ranks among the program's all-time leaders in several receiving categories.

NEC FEATURES THREE OF THE TOP SIX RUNNING BACKS IN THE FCS

► Three players from the NEC rank in the top six in the country in yards per game this season in Wagner's **Ryan Fulse** (2nd - 162.2 ypg), **A.J. Hines** (2nd - 136.3 ypg) and Sacred Heart's Jordan Meachum (6th - 126.9 ypg).

► Hines leads the trio with 15 rushing touchdowns, good for fifth in the country, while CCSU sophomore running back **Aaron Dawson** is tied for ninth in the FCS with 13 rushing scores.

VETERANS LEAD DUQUESNE O-LINE

► A big part of Duquesne's success running the ball this season is due to the experienced offensive line led by left tackle **Alex Conley** and left guard **Matt Fitzpatrick**, who are each in their third year starting for the Dukes.

► The pair helped the Dukes pace the NEC in rushing in each of the last two seasons. This season, Duquesne has rushed for over 200 yards five times, three of those coming in conference games in addition to the FCS Playoff win over Towson. DU has allowed two-or-fewer sacks in seven contests on the year.

► Conley and Fitzpatrick have blocked for 20 100-yard rushing performances for running back **A.J. Hines**, including a three touchdown, 232-yard performance in the win over Wagner.

► Right tackle **Nick Jordan** and center **Gabe Spurlock** are in their second season starting for the Dukes, while right guards **Collin Wittig** and **Lyle Petrosky** have seen a great deal of playing time for Duquesne up front.

► Also playing key roles in the run and pass block game for the Dukes are tight ends **Stew Allen**, **Bill O'Malley** and **Jake Dixon**.

PARR TAKES OVER UNDER CENTER

► For the second straight season, the Dukes entered the year looking to replace their signal-caller from the previous campaign. Head coach **Jerry Schmitt** and offensive coordinator **Anthony Doria** looked to Florida Atlantic junior transfer **Daniel Parr** to fill the void.

► Parr was 58-of-111 with four touchdowns in two seasons at FAU. He started the first three games of the 2017 season against Navy, Wisconsin and Bethune-Cookman while appearing in eight games total.

► In his first season with the Dukes, Parr is 174-of-287 for 2287 yards with 20 touchdowns.

► He sits second in the conference and ranks 18th in the nation in pass efficiency (144.3).

► Parr threw for a career-high 333 yards with three touchdowns, completing 21-of-27 pass attempts in Duquesne's 31-26 victory over Dayton.

ZANOTTO ANCHORS DUKES DEFENSE

► Middle linebacker **Brett Zanotto** has paced the Duquesne defense so far this season, as Zanotto has registered a 86 tackles (team-high 53 solo).

► Zanotto, a Second Team All-NEC selection this year, is in his second season with the Dukes after transferring from Maryland. He ranked second on the team in 2017 with 59 stops (41 solo).

► Zanotto, a Franklin Regional graduate and DU captain was tied for fifth in the NEC in 2017 with 11 tackles for loss. He moved from outside linebacker to the mike position for the 2018 season.

► He finished with a career-high 11 tackles (eight solo) at Hawaii following a 10-tackle performance in the win over Dayton.

DEMEDAL, FITZPATRICK NAMED NAMED TO GOOGLE CLOUD ACADEMIC ALL-DISTRICT® TEAM

► Duquesne defensive back **Spencer DeMedal** and offensive lineman **Matt Fitzpatrick** each earned Google Cloud Academic All-District® honors, the organization announced last week.

► The 2018 Google Cloud Academic All-District® Football Team, selected by CoSIDA, recognizes the nation's top student-athletes for their combined performances on the field and in the classroom.

► DeMedal and Fitzpatrick were named to the District 2 Team which encompasses schools from Pennsylvania along with Delaware, Kentucky, Maryland, New Jersey, Washington, D.C. and West Virginia.

► This marks Fitzpatrick's second-straight Academic All-District honor. The two-time All-NEC selection graduated in May with a 3.79 grade point average as a Finance major and is currently enrolled in Duquesne's graduate program in Biomedical Engineering.

► DeMedal is just one of three sophomores in District 2 to garner the academic accolade. He has posted a 3.96 GPA in Biology.

► Both Fitzpatrick and DeMedal will now be included on the national Academic All-America ballot which will be voted on by the College Sports Information Director's of America, with the Google Cloud Academic All-America® Team to be announced on Dec. 10.

COMEBACK DUKES

► Duquesne has come from behind in six of its nine victories this season, including deficits of 10 against Towson, seven at CCSU, nine at Wagner, 10 at Saint Francis U, seven vs. Robert Morris and seven against Valparaiso early in the season.

► After falling behind 10-0, the Dukes scored 31 unanswered in the FCS Playoff triumph at Towson.

MOST CONSECUTIVE 100-YARD RUSHING GAMES DUQUESNE HISTORY (IN THE FCS ERA)

A.J. Hines (6)	2018	(27-182-3) Robert Morris	(28-165-1) at St. Francis	(33-232-1) at Wagner	(31-213-1) Sacred Heart	(31-125-2) at CCSU
A.J. Hines (5)	2016	(28-134-0) at Jacksonville	(27-182-0) Robert Morris	(25-128-1) at St. Francis	(30-147-1) Bryant	(22-136-2) at Wagner
Larry McCoy (5)	2011	(30-112-1) at Bucknell	(26-113-0) at Dayton	(21-164-1) Valparaiso	(23-153-1) at St. Francis	(34-153-1) Bryant
Larry McCoy (4)	2012	(27-124-1) Dayton	(29-171-3) at Valparaiso	(26-154-2) at Bryant	(32-122-2) St. Francis	
Larry McCoy (4)	2011	(26-149-3) Wagner	(35-110-0) at Monmouth	(30-149-2) at Sacred Heart	(25-106-1) Robert Morris	
Mike Hilliard (4)	2003	(26-104-3) Saint Peter's	(40-177-0) at Morehead St.	(26-159-1) at Marist	(36-126-1) Robert Morris	
Mike Hilliard (4)	2002	(20-122-2) at La Salle	(36-205-2) Iona	(28-143-1) at Canisius	(32-173-1) Fairfield	
Donte Small (4)	2001	(32-173-0) at Georgetown	(33-137-1) La Salle	(27-186-2) Siena	(25-104-0) at Fairfield	
Bill Green (4)	1995	(24-152-2) Siena	(46-192-1) at Iona	(28-142-2) St. John's	(42-189-2) Canisius	



► Duquesne is 5-1 when its opponents score first and 3-1 when the opponent leads after the first quarter.

► However, the opponent has led at the half in all three of the Dukes' losses this season.

@DUQFB BATTLES TOE-TO-TOE WITH FBS HAWAII

► Duquesne forced three first-quarter Hawaii miscues to jump out to a 14-0 lead over the FBS Rainbow Warriors, but the high-powered Hawaii offense would score 35 unanswered points en route to the 42-21 victory on Saturday night at Aloha Stadium.

► Playing in front of the homecoming crowd of 26,175, the Dukes immediately gained momentum on the first drive of the game as defensive back **Jonathant Istache** picked off Hawaii quarterback Cole McDonald in the end zone with the Rainbow Warriors threatening early.

► Following a Duquesne punt, the Dukes would force another Hawaii turnover when **Leandro DeBrito** forced a fumble by Rainbow Warrior wide receiver Cedric Byrd which was picked up by fellow defensive back **Spencer DeMedal** at the UH 36-yard line.

► This set up a six-yard touchdown pass from **Daniel Parr** to **Nehari Crawford**, giving the Dukes the early 7-0 edge.

► The ensuing kickoff by **Jacob Gill** would drop in between Rainbow Warrior players near the Duquesne sideline where it was recovered by **Bryan Glover** at the Hawaii 23-yard line.

► Three plays later, the Dukes took advantage of the short field as Parr hit **Aidan Cain** on a 20-yard scoring strike for the freshman's first career touchdown reception, giving the Dukes a 14-0 advantage just over seven minutes into the contest.

► However, the explosive Rainbow Warriors, who came into the game averaging 495 yards of offense and 41.5 points per game, shook off their early mistakes and responded by outscoring the Dukes 42-7 the rest of the way.

FBS INFLUENCE

► Duquesne has 13 Football Bowl Subdivision players on the roster heading into the 2018 campaign. This includes: **Brandon Stanback** (Buffalo), **Daquan Worley** (Penn State), **Dominic Thieman** (Illinois), **Harvey Clayton Jr.** (Illinois), **Daniel Parr** (FAU), **Kareem Coles Jr.** (Idaho), **Brett Zanutto** (Maryland), **Reid Harrison-Ducros** (Boise State), **Bryan Glover** (Eastern Michigan), **Logan DeBoer** (NC State), **Wyatt Santos** (Louisiana Tech), **Kam Carter** (Pittsburgh), **Daivon Ellison** (Syracuse).

SCHMITT MOVING UP THE DUKES' ALL-TIME WINS LIST

► 14th-year head coach **Jerry Schmitt** enters the 2018 campaign third all-time among the Duquesne football head coach wins list. Since 2005, Schmitt has posted an 92-61 record with five NEC titles and three MAAC championships in addition to leading the program to its first FCS playoff appearance in 2015 and second in 2018.

► In his 200th career game as a head coach (49 games at Westminster, 151 at Duquesne), he earned his 90th win with the Dukes with a 28-24 victory over Sacred Heart.

► Schmitt took over for **Greg Gattuso**, the school's all-time winningest coach who posted 97 wins in 12 seasons from 1993-2004. In his final season at the helm, Gattuso passed **Dan McCann**, who finished with 91 wins in 19 seasons with two stints as head coach, first from 1970-83 and then from 1988-92.

► Schmitt passed McCann for second place on the all-time wins list with the victory over Towson.

► **Elmer Layden**, who went on to coach at his alma mater Notre Dame, registered 48 wins while at Duquesne from 1927-33. In his final game with the Dukes, he helped DU earn a 33-7 win over the University of Miami in the Festival of Palms Bowl in Miami, Fla.

► With 120 total wins, Schmitt ranks 20th among active FCS head coaches in career wins, right behind Greg Gattuso in 19th with 121 wins.

SCHEDULE QUICK FACTS

► DU faced four first-time opponents in 2018: UMass, Lock Haven, Hawaii and Towson.

► The Dukes' Aug. 25 matchup at UMass was the earliest game played in program history. This was part of college football's "Week 0" which featured just four Division I games. With a 5:30 PM ET kickoff time, Duquesne and UMass was the first game of the Division I football season. As a result of this, Duquesne had two bye weeks (Sept. 29 & Oct. 27).

► Duquesne's matchups with UMass and Hawaii were the Dukes' second and third games, respectively, against FBS opponents after taking on the University at Buffalo in the 2014 season opener. In that game, DU led 28-24 with under 10 minutes left before Buffalo, a Mid-American Conference (MAC) team which was coming off an 8-5 season and bowl appearance, scored a pair of late touchdowns to pull out a 38-28 win.

► The Dukes are also scheduled to travel to Hawaii in 2022. That season, the Rainbow Warriors also host power-five programs Wisconsin and Vanderbilt. Hawaii, a member of the Mountain West Conference, faced seven teams in 2018 who played in a bowl game last season.

► Duquesne is a combined 95-47 all-time against their 2018 opponents.

SIX DEGREES OF STEELERS

► The Duquesne football program has had a long relationship with the Pittsburgh Steelers, with a number of links to the 2018 team.

► Steelers founder **Art Rooney**, for whom DU's home field is named, was a quarterback/kicker for the Dukes in 1920. His son, **Dan Rooney**, the Steelers late chairman, graduated from Duquesne. Dan's son, **Art Rooney II**, the current Steelers president, earned a law degree from DU.

► Senior receiver **Nehari Crawford** is the cousin of Steelers LB Ryan Shazier. Shazier can regularly be seen at DU games when it fits the Steelers schedule.

► Wide receivers coach **Luke Smith** is the nephew of Steelers special teams coordinator Danny Smith. In addition, defensive backs coach **Darnel Richardson** was selected to attend Steelers training camp last season as part of the 2017 NFL Bill Walsh-Diversity Coaching Fellowship.

► The Steelers regularly practiced on Rooney Field in the 1990s under a bubble that covered 80 yards of the field during the winter months. The team moved off campus following construction of its South Side practice facility.

DU TRIO TO PLAY IN ALLIANCE OF AMERICAN FOOTBALL

► The Alliance of American Football is slated to begin its first season in Feb. 2019. The eight-team league was created by filmmaker Charlie Ebersol and will be overseen by former NFL general manager Bill Polian.

► Three former Duquesne players are set to play in the AAF including:

Wayne Capers - WR - San Diego Fleet
Larson Graham - OL - Birmingham Iron
Ben Huss - OL - San Antonio Commanders

► Graham spent the 2017 preseason with the Atlanta Falcons and 2018 with the Pittsburgh Steelers. Huss participated in Jaguars mini-camp in 2018 and was the first Dukes player to play in the NFLPA Collegiate Bowl at the Rose Bowl in Pasadena, Calif. Capers took part in Steelers mini-camp in 2017.

DUKES WITH DEGREES

► Six Duquesne players begin the 2018 season having already obtained their bachelor's degrees including: TE **Stew Allen**, OL **Alex Conley**, DL **Chris Favoroso**, OL **Matt Fitzpatrick**, OL **Nick Jordan** and LB **Kody Nichi**.

► Four of those players start on the offensive side of the ball for the Dukes - Conley, Fitzpatrick, Jordan and Allen.

2018 CAPTAINS

► 10 Dukes are serving as captains for the 2018 season:

1 - Nehari Crawford - WR
2 - Brandon Stanback - DB
3 - P.J. Fulmore - RB
4 - Daquan Worley - RB/DB
14 - Jonathant Istache - DB
18 - Brett Zanutto - LB
32 - A.J. Hines - RB
55 - Rob Marra - DL
57 - Matt Fitzpatrick - OL
72 - Alex Conley - OL



@DUQFB CAREER RECORDS

RECEPTIONS

PLAYER	Rec	Years
1. NEHARI CRAWFORD	186	2015-
2. Chris King	175	2012-15
3. Bruce Hocker	162	2004-07
4. Joe Rosato	159	1994-97
5. Randy Vulakovich	154	2000-03

RECEIVING YARDS

PLAYER	Yds	Years
1. Jeremy Conley	2,696	1998-02
2. NEHARI CRAWFORD	2,688	2015-
3. Bruce Hocker	2,595	2004-07
4. Chris King	2,574	2012-15
5. Yardon Brantley	2,550	2000-03

RECEIVING TOUCHDOWNS

PLAYER	TDs	Years
1. Reggie Harris	34	1997-00
2. Bruce Hocker	33	2004-07
3. NEHARI CRAWFORD	31	2015-
Jeremy Conley	31	1998-02
5. Michel Warfield	29	2002-04

ALL-PURPOSE ATTEMPTS

PLAYER	Att	Years
1. Larry McCoy	972	2009-12
2. Donte Small	939	1998-01
3. Pedro Bowman	903	1981-84
4. A.J. HINES	723	2016-
5. Mike Hilliard	757	1999-03

SCORING

PLAYER	Pts	Years
1. Austin Crimmins, PK	305	2013-16
2. Pedro Bowman, RB	278	1981-84
3. A.J. HINES, RB	246	2016-
4. Mark Troyan, PK	233	2005-08
5. Larry McCoy, RB	222	2009-12

KICK RETURNS

PLAYER	Ret	Years
1. Donte Small	61	1998-01
2. Joe Rosato	60	1994-97
3. NEHARI CRAWFORD	56	2015-
4. Wade Powell	54	2007-10
5. Andrew Gonzales	42	1987-90

KICK RETURN YARDS

PLAYER	Yds	Years
1. Joe Rosato	1,661	1994-97
2. Donte Small	1,426	1998-01
3. NEHARI CRAWFORD	1,155	2015-
4. Willie Milhouse	1,135	2007-09
5. Wade Powell	1,115	2007-10

ALL-PURPOSE YARDS

PLAYER	Yds	Years
1. Donte Small	5,992	1998-01
2. Joe Rosato	5,140	1994-97
3. Pedro Bowman	5,071	1981-84
4. Larry McCoy	4,810	2009-12
5. A.J. HINES	4,372	2016-
6. NEHARI CRAWFORD	4,231	2015-

RUSHING YARDS

PLAYER	Yds	Years
1. Larry McCoy	4,549	2009-12
2. Donte Small	4,260	1998-01
3. Pedro Bowman	3,830	1981-84
4. A.J. HINES	3,828	2016-
5. Mike Hilliard	3,188	1999-03

RUSHING ATTEMPTS

PLAYER	Att	Years
1. Larry McCoy	956	2009-12
2. Donte Small	843	1998-01
3. Pedro Bowman	815	1981-84
4. A.J. HINES	680	2016-
5. Mike Hilliard	662	1999-03

RUSHING TOUCHDOWNS

PLAYER	TDs	Years
1. Pedro Bowman	41	1981-84
2. A.J. HINES	38	2016-
3. Larry McCoy	37	2009-12
4. Mike Hilliard	32	1999-03
Donte Small	32	1998-01

TOTAL TOUCHDOWNS

PLAYER	TDs	Years
1. Pedro Bowman, RB	46	1981-84
2. A.J. HINES, RB	41	2016-
3. Larry McCoy, RB	37	2009-12
4. Donte Small, RB	35	1998-01
5. Reggie Harris, WR	34	1997-00

@DUQFB SINGLE-SEASON RECORDS

RECEIVING YARDS

PLAYER	TDs	Year
1. Gerald Foster	1,340	1999
2. Jeremy Conley	1,216	2002
3. Michel Warfield	1,147	2003
4. Chris King	1,136	2015
5. Chris King	1,127	2014
6. Reggie Harris	1,125	2000
7. Bruce Hocker	1,070	2006
8. NEHARI CRAWFORD	1,026	2017
9. NEHARI CRAWFORD	1,017	2018

RECEPTIONS

PLAYER	Rec	Year
1. Chris King	81	2015
2. Jeremy Conley	72	2002
3. Gerald Foster	72	1999
4. Devin Rahming	71	2014
5. Chris King	68	2014
6. NEHARI CRAWFORD	67	2018
7. NEHARI CRAWFORD	65	2017

RUSHING YARDS

PLAYER	TDs	Year
1. Mike Hilliard	1,544	2003
2. A.J. HINES, JR	1,499	2018
3. Bill Green	1,427	1995
4. Larry McCoy	1,381	2011
5. Mike Hilliard	1,310	2002
6. Donte Small	1,309	1999
7. Donte Small	1,294	2000
8. A.J. HINES, FR	1,291	2016
9. Larry McCoy	1,291	2010
10. Mike Haines	1,230	1992
11. Sean McDonough	1,151	1986
12. Pedro Bowman	1,148	1983
13. Andre Hatcher	1,145	1996
14. Larry McCoy	1,070	2012
15. A.J. HINES, SO	1,038	2017

RUSHING TDS

PLAYER	TDs	Year
1. A.J. HINES, JR	15	2018
Mike Hilliard	15	2003
3. Mike Hilliard	14	2002
Pedro Bowman	14	1982
5. A.J. HINES, FR	13	2016

RUSHING ATTEMPTS

PLAYER	Att	Year
1. Mike Hilliard	306	2003
2. Mike Hilliard	303	2002
3. Larry McCoy	288	2011
4. Bill Green	284	1995
5. A.J. HINES	256	2018

ALL-PURPOSE YARDS

PLAYER	Yds	Year
1. Donte Small	1,895	1999
2. A.J. HINES	1,735	2018
3. Mike Hilliard	1,670	2003
4. Sean McDonough	1,661	1986
5. Joe Rosato	1,631	1996
Devin Rahming	1,631	2014

SCORING

PLAYER	Pts	Year
1. A.J. HINES	102	2018
2. Reggie Harris, WR	98	2000
3. Connor Dixon, WR	96	2011
4. Bruce Hocker, WR	96	2006
5. NEHARI CRAWFORD, WR	90	2017

PATs

PLAYER	Pts	Year
1. MITCH MACZURA	44	2018
Earl Bellisario	44	2002
3. Orlando Bellisario	44	1999
4. Earl Bellisario	43	2000
5. JOHN DOMIT	41	2017

PUNTING YARDS

PLAYER	Pts	Year
1. Brad Williamson	2,409	1990
2. David Kovalcik	2,356	2005
3. MITCH MACZURA	2,331	2018
4. Jim Parey	2,299	1985
5. Greg Kosko	2,161	1980



HINES, SCHMITT HIGHLIGHT ALL-NEC SELECTIONS FOR @DUQFB

THE NORTHEAST CONFERENCE ANNOUNCED ITS 2018 ALL-CONFERENCE TEAMS AND MAJOR AWARD WINNERS LAST WEEK, WITH NEC CHAMPION DUQUESNE GARNERING A TOTAL OF 13 SELECTIONS.

2018 NORTHEAST CONFERENCE FOOTBALL HONOR ROLL

NEC Offensive Player of the Year

RB AJ Hines  Duquesne Jr. 5-11 225 Wilson, NC/Fike

NEC Defensive Player of the Year

LB Cam Gill Wagner Jr. 6-3 230 Douglasville, GA/Chapel Hill

NEC Offensive Rookie of the Year

RB Julius Chestnut Sacred Heart Fr. 6-1 215 Bowie, MD/Archbishop Spaulding

NEC Defensive Rookie of the Year

DT Jalen Brown Saint Francis Fr. 5-10 280 Hyattsville, MD/DeMatha Catholic

NEC Co-Coaches of the Year





Jerry Schmitt  Duquesne

Mark Nofri Sacred Heart





2018 All-Northeast Conference Football First Team

Offense

Pos	Name	School	Yr	Ht	Wt	Hometown/Previous School
QB	Jacob Dolegala	Central Connecticut	Sr.	6-6	235	Hamburg, NY/Milford Academy
RB	Ryan Fulse	Wagner	Sr.	5-11	195	Fort Meade, FL/Monroe College
RB	AJ Hines 	Duquesne	Jr.	5-11	225	Wilson, NC/Fike
WR	Nehari Crawford 	Duquesne	Sr.	5-11	170	Fort Pierce, FL/Fort Pierce Central
WR	Kamron Lewis	Saint Francis	Sr.	6-4	195	Fresno, CA/Edison
WR	Andrew O'Neill	Sacred Heart	Sr.	5-11	175	Sewell, NJ/Washington Township
TE/HB	Matthew Gonzalez	Robert Morris	Jr.	6-3	230	Lakewood, Ohio St. Edward
OL	J'Von Brown	Central Connecticut	Jr.	6-3	350	Norwich, CT/Norwich Free Academy
OL	Alex Conley 	Duquesne	Sr.	6-4	305	Akron, Ohio/Walsh Jesuit
OL	Andrew Starr	Sacred Heart	Sr.	6-4	300	Norwalk, CT/Brien McMahon
OL	Matt Fitzpatrick 	Duquesne	Sr.	6-3	300	Pennsauken, NJ/Bishop Eustace
OL	Connor Mignone	Central Connecticut	So.	6-4	305	Redding, CT/Joel Barlow

Defense

Pos	Name	School	Yr	Ht	Wt	Hometown/Previous School
DL	Amir Fenwick	Robert Morris	Sr.	6-1	270	Clinton, MD/Frederick Douglass
DL	Chris Agyemang	Sacred Heart	Jr.	6-4	270	Billerica, MA/Proctor Academy
DL	Kam Carter 	Duquesne	Jr.	6-4	295	Germanatown, MD/Pittsburgh
DL	Tomas Wright	Bryant	Jr.	6-2	217	St. Augustine, FL/Wyoming Seminary
LB	Thomas Costigan	Bryant	Sr.	6-3	230	Stamford, CT/Trinity Catholic
LB	Cam Gill	Wagner	Jr.	6-3	230	Douglasville, GA/Chapel Hill
LB	Da'Jon Lee	Saint Francis	Jr.	6-2	235	Fairfax, VA/Robinson
LB	Santoni Graham	Wagner	Jr.	6-1	225	Arlington, VA/Fork Union
DB	Jonathant Istache 	Duquesne	Sr.	5-10	180	Belle Glade, FL/Glades Central
DB	Tajik Bagley	Central Connecticut	Jr.	5-11	190	Ansonia, CT/Ansonia
DB	Hakeem Kinard	Saint Francis	Sr.	5-10	200	York, PA/York Catholic
DB	DJ Exilhomme	Central Connecticut	So.	5-11	180	Malden, MA/Malden

Special Teams




Pos	Name	School	Yr	Ht	Wt	Hometown/Previous School
K	Eric Bofenkamp	Saint Francis	Sr.	5-11	185	Warren, OH/John F. Kennedy
P	Andrew Zecca	Saint Francis	Sr.	6-2	190	Berkeley Heights, NJ/Governor Livingston
RS	Jean Constant	Bryant	Jr.	5-9	177	Delray Beach, FL/Village Academy

2018 All-Northeast Conference Football Second Team



Offense

Pos	Name	School	Yr	Ht	Wt	Hometown/Previous School
QB	Kevin Duke	Sacred Heart	Sr.	6-0	190	Wappinger Falls, NY/Roy C. Ketcham
RB	Aaron Dawson	Central Connecticut	So.	5-10	220	Westbury, NY/W.T. Clarke
RB	Jordan Meachum	Sacred Heart	Sr.	5-10	200	LaMott, PA/LaSalle Academy
WR	Jean Constant	Bryant	Jr.	5-9	177	Delray Beach, FL/Village Academy
WR	Cyrus Holder	Saint Francis	Jr.	6-4	205	Uniondale, NY/Milford Academy
WR	Courtney Rush	Central Connecticut	Sr.	6-2	195	Windsor, CT/Windsor
TE/HB	Arthur Gilmore	Central Connecticut	Jr.	6-4	235	North Plainfield, NJ/North Plainfield
OL	Mike Ames	Saint Francis	Sr.	6-2	295	Pittsburgh, PA/Penn Hills
OL	Christian Eubanks	Saint Francis	Jr.	6-4	280	Reynoldsburg, OH/Reynoldsburg
OL	Brady Hudik	Wagner	Sr.	6-5	315	Bordentown, NJ/Bordentown Regional
OL	Knikeem Lewis	Sacred Heart	Sr.	6-3	290	Mays Landing, NJ/St. Joseph HS
OL	Cole Phelps	Central Connecticut	Jr.	6-1	275	Wolcott, CT/Wolcott

Defense

Pos	Name	School	Yr	Ht	Wt	Hometown/Previous School
DL	Jalen Booker 	Duquesne	Sr.	6-3	225	Chesapeake, VA/Lackawanna
DL	Aaron Donaldson	Sacred Heart	Sr.	6-2	240	Syracuse, NY/Delaware
DL	Chris Tinkham	Central Connecticut	Sr.	6-2	280	Lynn, MA/East Coast Prep
DL	Chris Williams	Wagner	Jr.	6-2	295	Brooklyn, NY/Lafayette HS
LB	Ben Bruni	Saint Francis	Sr.	6-0	225	Pittsburgh, PA/Mt. Lebanon
LB	Tymir Hinton	Central Connecticut	Sr.	6-0	200	Linden, NJ/Linden
LB	Adam Wollet	Robert Morris	Sr.	6-0	220	Poland, OH/Poland Seminary
LB	Brett Zanolto 	Duquesne	Jr.	6-1	215	Murrysville, PA/Maryland
DB	Brandon Stanback 	Duquesne	Sr.	6-0	195	Harrisburg, PA/Bufalo
DB	Jermaine Ponder	Saint Francis	Sr.	6-2	200	Rochester, NY/Bishop Kearney
DB	Nick Rinella	Saint Francis	Jr.	5-9	190	Collegeville, PA/La Salle Academy
DB	Terrell Smith	Sacred Heart	Sr.	6-2	200	Newton Square, PA/Brown

Special Teams

Pos	Name	School	Yr	Ht	Wt	Hometown/Previous School
K	Mitch Maczura 	Duquesne	Jr.	6-3	200	Pittsburgh, PA/Ohio State
P	Mitch Maczura 	Duquesne	Jr.	6-3	200	Pittsburgh, PA/Ohio State
RS	Nick Rinella	Saint Francis	Jr.	5-9	190	Collegeville, PA/La Salle



JERRY SCHMITT

HEAD COACH

14TH SEASON AT DUQUESNE / 19TH SEASON OVERALL

- ▶ TWO-TIME STATS FCS EDDIE ROBINSON AWARD FINALIST (2015, 2018)
- ▶ 2018 NEC CO-COACH OF THE YEAR
- ▶ FIVE NEC TITLES (2011, 2013, 2015, 2016, 2018)
- ▶ THREE MAAC TITLES (2005, 2006, 2007)
- ▶ TWO FCS PLAYOFF APPEARANCES (2015, 2018)

Five Northeast Conference championships in the past eight seasons and the University's first two trips to the NCAA FCS Playoffs in 2015 and 2018 highlight the resume of 14th-year Duquesne football coach Jerry Schmitt.

A finalist for the 2015 and 2018 STATS FCS Coach of the Year, Schmitt has seen eight players invited to NFL rookie camps over the past three seasons.

Last season, the Dukes put together a seven-game winning streak, their most wins in a row since the 2002 campaign. Duquesne landed a league-high 12 players on the All-NEC teams including first team honoree and Offensive Player of the Year Tommy Stuart, who became the first Dukes player to garner the award. Stuart was also a finalist for the Walter Payton Award for the top offensive player at the FCS level.

In addition, Ben Huss, a four-year starter and all-conference selection on the offensive line was named an All-American in 2017 by the Associated Press, STATS FCS and HERO Sports while also becoming the first player from Duquesne to play in the NFLPA Collegiate Bowl at the Rose Bowl in Pasadena, Calif.

In 2016, Duquesne, which tied for the NEC title, was one of just four FCS programs with players among the finalists for the three major FCS individual awards. Linebacker Christian Kuntz finished 12th in the voting for the Buck Buchanan Award (top defensive player), quarterback Dillon Buechel was a finalist for the Walter Payton Award (top offensive player) and freshman A.J. Hines was named winner of the Jerry Rice Award (top freshman).

Schmitt, who played an important role in the development of the Duquesne football program as an assistant from 1985-87 and again from 1992-99, returned to the DU campus in 2005 after spending five years as head coach at his alma mater, Westminster College, in New Wilmington, Pa. The Pittsburgh native oversaw the program's move to the Northeast Conference and ensuing adoption of athletics-based aid in February of 2008.

It is a transition that has been an overwhelming success, as over the past eight seasons, Schmitt's Dukes have won more overall games (58) and conference games (40) than any NEC school. In addition, DU - which has five of the past eight NEC titles - is the only league school with five winning conference records in the past eight years.

Schmitt wasted no time putting his mark on the program by leading the Dukes to three consecutive Metro Atlantic Athletic Conference Football League championships and earning MAAC Coach of the Year two times in his first three seasons as head coach.

In 2011, Schmitt continued Duquesne's transition as a scholarship-granting associate member of the Northeast Conference by guiding the Dukes to a 9-2 record and NEC co-Championship with a 7-1 record. The 2011 co-title was part of a gradual progression for the Dukes who finished the 2010 season with a 7-4 record and third place league finish with a 5-3 mark.

In 2013, Duquesne once again earned a share of the title - this time tying with Sacred Heart. The 2014 season saw the Dukes finish 6-6 overall. In 2015, Duquesne went 5-1 in conference play, earning its first outright NEC title and the league's automatic bid to the FCS Playoffs, Duquesne's first.

Under Schmitt, the Dukes have fashioned a 40-20 record in NEC play over the past eight seasons after posting a 4-11 mark in their first two years while integrating a scholarship model.

In Schmitt's first season, the Dukes posted a 7-3 record (4-0 in the MAAC) - against the most challenging I-AA mid-major schedule a Duquesne team ever faced - and finished with a No. 3 national ranking in The Sports Network I-AA Mid-Major Top 10. The 2005 Dukes finished ranked No. 1 nationally in I-AA total defense, rushing defense and pass efficiency defense.



In year two, Schmitt again led DU to a 7-3 record (3-1 in the MAAC) and eighth consecutive MAAC championship as the Dukes finished ranked sixth in The Sports Network I-AA Mid-Major Top 10. The 2006 Dukes ranked second nationally in passing offense and 15th in total offense.

In 2007, Duquesne won a share of its ninth consecutive MAAC title in posting a 6-4 overall record. Five years ago the Dukes, in their first season as a scholarship program since the 1950s, went 3-7 in the school's inaugural season in the NEC and followed that with a 3-8 record in 2009.

In 2010, with DU's first scholarship class comprising a good portion of the sophomore and junior classes, the Dukes broke through with their third place NEC finish.

Winning titles at Duquesne is nothing new to Schmitt, who helped the Dukes to their first three MAAC championships in 1995, 1996 & 1999 and the school's first Eastern College Athletic Conference (ECAC) Bowl game in 1996, during his 11 years as an assistant.

Schmitt, who served under three different head coaches in Terry Russell (1985-87), Dan McCann (1992) and Greg Gattuso (1993-99), was the offensive coordinator for his last seven seasons at DU, during which time the Dukes posted a 53-21 record, won three titles and saw 16 different offensive players named First Team All-MAAC. He was promoted to assistant head coach by Gattuso prior to the 1994 season. Schmitt accepted the head coaching position at Westminster in March of 2000.

While at Westminster, Schmitt posted a 28-21 record in overseeing the Titans' transition from NCAA Division II to the Division III level. He led Westminster to an 8-2 mark including a 5-0 record against teams from the Presidents' Athletic Conference (PAC) in 2000. After a rebuilding campaign in 2001, Westminster continued to make strides under Schmitt's leadership in 2002, as the Titans finished 6-4 overall (4-1 in league play) and placed second in their first season of eligibility for the PAC title. In 2003, Westminster overcame a challenging non-conference schedule against scholarship teams to contend for the conference title in the final week of the season. In 2004, the Titans rallied from an 0-2 start to post wins in five of their last eight games.

Schmitt's offenses set five single-game records and produced four of the seven 1,000-yard rushers in school history. Forty-four of his players earned All-Conference honors in the three years his players were eligible for post-season recognition.

A 1983 Westminster graduate, Schmitt was a three-year letterman and two-year starter on the offensive line under head coach Joe Fusco, leading the Titans to an undefeated regular season as a senior in 1981. Schmitt, who graduated from Pittsburgh's Keystone Oaks High School in 1978 and his wife, Paula, who earned her master's degree at Duquesne, reside in Pittsburgh with their son Matthew Jake.

DU COACHING WINS LEADERS

COACH	Seasons	W-L-T
1. Greg Gattuso	12	97-32
2. Jerry Schmitt	14	92-61
3. Dan McCann	19	91-74-3
4. Elmer Layden	7	48-16-6

ASSISTANT COACHES



ANTHONY DORIA
OFFENSIVE COORDINATOR
QUARTERBACKS



DAVE OPFAR
DEFENSIVE COORDINATOR



MIKE DEITRICK
RUNNING BACKS
RECRUITING COORDINATOR



SCOTT FARISON
LINEBACKERS



MICKY JACOBS
QUALITY CONTROL - DEFENSE



JAKE NULPH
DEFENSIVE BACKS
SPECIAL TEAMS



TONY PAPLEY
DEFENSIVE LINE
DIRECTOR OF OPERATIONS



DARNEL RICHARDSON
DEFENSIVE BACKS



MIKE SILIANOFF
OFFENSIVE LINE



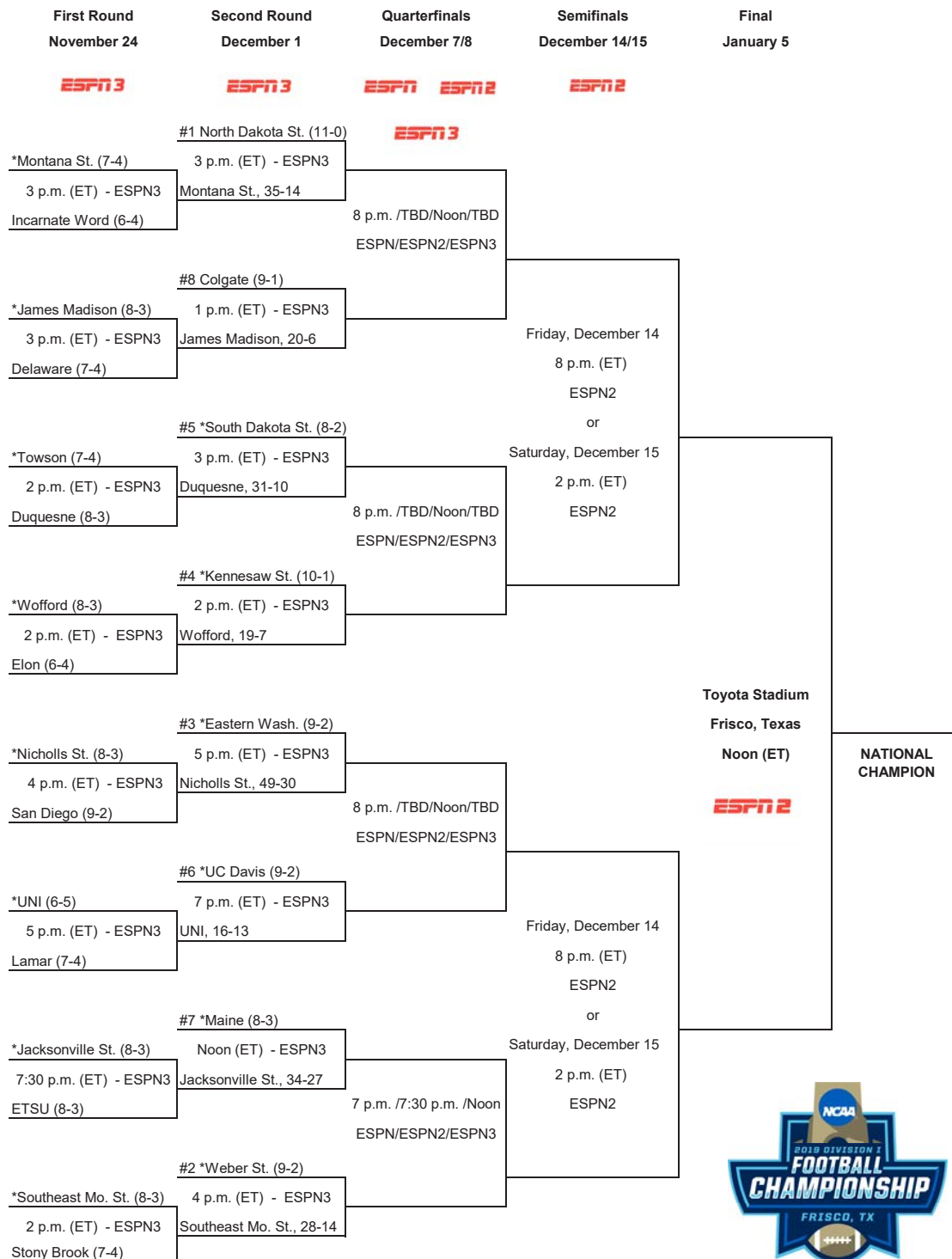
MATT STANSFIELD
TIGHT ENDS
RUN GAME COORDINATOR



LUKE SMITH
WIDE RECEIVERS



2018 NCAA Division I Football Championship



All games are available on



* Host Institution

All times are Eastern time. Information subject to change.

© 2018 National Collegiate Athletic Association. No commercial use without the NCAA's written permission.

The NCAA opposes all forms of sports wagering.

Final Bracket



NORTHEAST CONFERENCE

STANDINGS

Team	NEC	Overall
1. DUQUESNE	5-1	9-3
Sacred Heart	5-1	7-4
3. Central Connecticut	4-2	6-5
4. Wagner	3-3	4-7
5. Bryant	2-4	6-5
Saint Francis U	2-4	4-7
7. Robert Morris	0-6	2-9

THIS WEEK'S SCHEDULE

Date	Game	Time
11.24	Duquesne at #5/5 SDSU	3:00 PM

LAST WEEK'S RESULTS

Date	Game
11.24	Duquesne 31, #16/19 Towson 10

PLAYERS OF THE WEEK (11.19)

CO-OFFENSIVE

Daniel Parr	QB	Duquesne
Ryan Fulse	RB	Wagner

CO-DEFENSIVE

Aaron Donalson	DE	Sacred Heart
Cam Gill	LB	Wagner

SPECIAL TEAMS

Jean Constant	WR/KR	Bryant
James Watkins	DL	SFU

PLAYERS OF THE WEEK- DUQUESNE

OFFENSIVE

Daniel Parr	QB	11.19
A.J. Hines	RB	11.12
A.J. Hines	RB	11.5
A.J. Hines	RB	10.22
A.J. Hines	RB	10.15
Nehari Crawford	WR	9.17

DEFENSIVE

Harvey Clayton Jr.	DB	10.22
Brett Zannotto	LB	9.17

NEC CHAMPIONSHIPS

Team	No.	Year(s)
Robert Morris	6	96,97,98,99,00,10
Duquesne	5	11,13,15,16,18
CCSU	5	04,05,09,10,17
Sacred Heart	4	01,13,14,18
Wagner	2	12,14
Saint Francis U	1	16



MASSACHUSETTS

MINUTEMEN (4-8)

Date	Opponent	Time/Result
8.25	DUQUESNE	W, 63-15
9.1	at Boston College	L, 21-55
9.8	at Ga. Southern	L, 13-34
9.15	at FIU	L, 24-63
9.22	CHARLOTTE	W, 49-31
9.29	at Ohio	L, 42-58
10.6	USF	L, 42-58
10.20	COASTAL CAROLINA	L, 13-24
10.27	at UConn	W, 22-17
11.3	LIBERTY	W, 62-59 (3OT)
11.10	BYU	L, 16-35
11.17	at #5 Georgia	L, 27-66



DAYTON

FLYERS (6-5)

Date	Opponent	Time/Result
9.1	ROBERT MORRIS	W, 49-28
9.8	at Southeast Missouri	L, 21-40
9.15	at Duquesne	L, 26-31
9.22	DAVIDSON*	W, 42-21
9.29	at Marist*	L, 17-28
10.6	VALPARAISO*	W, 53-20
10.13	at San Diego*	L, 34-36
10.20	DRAKE*	L, 17-28
10.27	at Butler*	W, 38-28
11.10	MOREHEAD ST*	W, 63-20
11.17	at Jacksonville*	W, 34-7



ROBERT MORRIS

COLONIALS (2-9)

Date	Opponent	Time/Result
9.1	at Dayton	L, 28-49
9.8	VIRGINIA STATE	W, 22-19
9.13	at James Madison	L, 7-73
9.22	at Bryant*	L, 46-49
10.6	CCSU*	L, 35-56
10.13	at Duquesne*	L, 24-48
10.20	CENTRAL STATE	W, 49-45
10.27	SAINT FRANCIS U*	L, 7-20
11.3	at Sacred Heart*	L, 7-38
11.10	at E. Kentucky	L, 39-40 (OT)
11.17	WAGNER*	L, 7-41



SACRED HEART

PIONEERS (7-4)

Date	Opponent	Time/Result
9.1	LAFAYETTE	W, 35-6
9.8	at Bucknell	W, 30-14
9.22	at Wagner*	W, 41-14
9.29	at Cornell	L, 24-43
10.6	PENN	L, 27-31
10.13	at Dartmouth	L, 0-42
10.20	at CCSU*	W, 28-25
10.27	BRYANT*	W, 49-26
11.3	ROBERT MORRIS*	W, 38-7
11.10	at Duquesne*	L, 24-28
11.17	SAINT FRANCIS U*	W, 13-7



TOWSON

TIGERS (7-5)

Date	Opponent	Time/Result
9.1	at Iowa State	W, 36-10
9.8	at Wake Forest	L, 20-51
9.15	at #10 Villanova	W, 45-35
9.29	THE CITADEL	W, 44-27
10.6	#13 STONY BROOK*	W, 52-28
10.13	WILLIAM & MARY*	W, 29-13
10.20	at Albany*	W, 56-28
10.27	at #21 Delaware*	L, 36-40
11.3	#23 Maine*	L, 28-35
11.10	at #5 Elon*	W, 41-10
11.17	#7 JMU*	L, 17-38
11.24	DUQUESNE	L, 10-31



LOCK HAVEN

BALD EAGLES (2-9)

Date	Opponent	Time/Result
9.1	at Duquesne	L, 0-45
9.8	CLARION	L, 21-30
9.15	#3 INDIANA (PA)	L, 17-59
9.22	at East Stroudsburg*	W, 44-41
9.29	at #9 Texas A&M Comm.	L, 6-68
10.6	MILLERSVILLE*	L, 6-24
10.13	at No. 19 Kutztown*	L, 0-41
10.20	BLOOMSBURG*	L, 7-33
10.27	SHIPPENSBURG*	L, 37-56
11.3	at West Chester*	L, 14-48
11.10	at Gannon	W, 50-48



HAWAII

RAINBOW WARRIORS (8-5)

Date	Opponent	Time/Result
8.25	at Colorado State*	W, 43-34
9.1	NAVY	W, 59-41
9.8	RICE	W, 43-29
9.15	at Army	L, 21-28
9.22	DUQUESNE	W, 42-21
9.29	at San Jose State*	W, 44-41 (SOT)
10.6	WYOMING*	W, 17-13
10.13	at BYU	L, 23-49
10.20	NEVADA*	L, 22-40
10.27	at Fresno State*	L, 20-50
11.3	NO. 18 UTAH STATE*	L, 17-56
11.17	UNLV*	W, 35-28
11.24	at San Diego St.*	W, 31-30 (OT)



SAINT FRANCIS U

RED FLASH (4-7)

Date	Opponent	Time/Result
9.1	at Lehigh	L, 19-21
9.8	DELAWARE STATE	W, 45-14
9.13	RICHMOND	L, 27-35
9.22	at Albany	L, 28-35
9.29	WV WESLEYAN	W, 59-3
10.13	at Wagner*	L, 22-23
10.20	DUQUESNE*	L, 20-27
10.27	at Robert Morris*	W, 20-7
11.3	BRYANT*	W, 27-14
11.10	CCSU*	L, 14-30
11.17	at Sacred Heart*	L, 7-13



CCSU

BLUE DEVILS (6-5)

Date	Opponent	Time/Result
8.30	at Ball State	L, 6-42
9.8	LINCOLN (PA)	W, 55-0
9.15	COLUMBIA	L, 24-41
9.22	at Fordham	W, 24-13
9.29	at Lafayette	L, 24-31
10.6	at Robert Morris*	W, 56-35
10.13	at Bryant*	W, 48-14
10.20	SACRED HEART*	L, 25-28
10.27	WAGNER*	W, 49-24
11.10	at Saint Francis U*	W, 30-14
11.17	DUQUESNE*	L, 31-38



#5 SOUTH DAKOTA ST.

JACKRABBITS (8-2)

Date	Opponent	Time/Result
9.1	at Iowa State	Canceled
9.8	MONTANA ST.	W, 45-14
9.15	ARK.-PINE BLUFF	W, 90-6
9.29	at #1 North Dakota St.	L, 17-21
10.6	INDIANA STATE	W, 54-41
10.13	YOUNGSTOWN ST.	W, 36-7
10.20	at #25 Northern Iowa	L, 9-24
10.27	at #9 Illinois St.	W, 38-28
11.3	MISSOURI ST.*	W, 59-7
11.10	at S. Illinois*	W, 57-38
11.17	SOUTH DAKOTA*	W, 49-27
12.1	DUQUESNE	3 PM



VS. THE NEC

BRYANT (4-7)

11/1/08	L	A	10-24
11/21/09	L	+H	0-20
11/20/10	W	+A	37-29
10/1/11	W	+H	31-28
9/22/12	W	+A	35-21
10/26/13	L	+A	14-42
11/8/14	L	+H	17-20
10/17/15	L	+A	17-38
10/29/16	W	+H	35-31
11/18/17	L	+A	28-39
10/6/18	L	+H	20-21

At Smithfield, R.I.: Bryant leads 4-2
At Pittsburgh: Bryant leads 3-2
+ - NEC: Bryant leads 6-4

CCSU (6-6)

11/13/93	L	A	22-41
10/18/08	L	+A	23-35
10/17/09	L	+H	24-31
10/9/10	L	+A	29-31
10/15/11	W	+H	28-21
10/13/12	L	+A	31-38
11/16/13	W	+H	24-21
10/11/14	W	+A	28-20
10/3/15	W	+H	27-10
11/19/16	W	+A	52-19
11/11/17	L	+H	27-28
11/17/18	W	+A	38-31

At New Britain, Conn.: CCSU leads 4-3
At Pittsburgh: DU leads 3-2
+ - NEC: DU leads 6-5

ROBERT MORRIS (13-7)

10/8/94	L	A	6-28
9/16/95	L	H	20-38
11/23/96*	L	H	26-28
11/21/98	W	H	24-22
11/15/03	W	H	33-28
9/11/04	L	A	14-34
9/3/05	W	H	23-12
9/9/06	W	A	27-7
10/20/07	W	H	17-14
10/11/08	L	+A	27-34
10/3/09	W	+H	34-20
10/30/10	L	+A	11-34
11/19/11	W	+H	45-10
11/3/12	L	+A	13-17
10/19/13	W	+A	21-20
11/22/14	W	+H	22-0
10/24/15	W	+A	16-7
10/15/16	W	+H	31-24
10/14/17	W	+A	51-14
10/13/18	W	+H	48-21

At Moon Twp, Pa.: RMU leads 5-4
At Joe Walton Stadium: DU leads 4-3
At Rooney Field: DU leads 9-2
+ - NEC: DU leads 8-3

* - ECAC Bowl

SACRED HEART (9-4)

12/1/01*	L	H	15-31
9/23/06	W	H	24-21
9/22/07	W	A (OT)	30-23
10/25/08	L	+H	17-29
11/14/09	W	+A	45-42
10/16/10	W	+H	37-17
11/12/11	W	+A	29-15
10/20/12	W	+H	35-3
11/9/13	L	+A	0-10
10/18/14	L	+H	20-23
11/7/15	W	+A	41-14
11/12/16	W	+H	31-10
10/28/17	W	+A	37-21
11/10/18	W	+H	28-24

At Fairfield, Conn.: DU leads 5-1
At Pittsburgh: DU leads 5-3
+ - NEC: DU leads 8-3

* - ECAC Classic

SAINT FRANCIS U (37-8)

10/25/13	W	H	19-0
10/10/14	L	A	0-7
10/12/23	W	H	20-0
10/16/26	L	H	0-13
11/5/27	W	A	12-0
10/4/69	W	H	33-0
10/2/71	W	H	41-13
10/7/72	W	A	14-5
9/29/73	W	H	14-3
9/25/76	L	A	16-26
10/29/77	W	H	21-14
9/9/78	W	A	20-7
10/20/79	W	H	14-0
9/13/80	W	A	23-6
9/12/81	W	H	42-3
11/6/82	W	A	34-14
11/5/83	W	H	49-6
11/3/84	W	A	38-3
11/2/85	W	H	34-7
11/1/86	W	A	15-3
10/31/87	W	H	21-7
11/5/88	W	A	9-0
11/4/89	W	H	26-6
10/26/91	L	A	0-12
11/7/92	L	H	13-23
11/6/93	W	A	35-34
9/10/94	W	H	7-3
9/9/95	W	A	21-14
10/12/96	W	A	52-14
9/13/97	W	H	51-3
9/12/98	W	A	37-3
11/19/05	W	A	44-17
9/16/06	W	H	41-10
10/13/07	W	A	24-17
9/20/08	W	+H	21-7
10/24/09	L	+A	14-31
11/13/10	W	+H	41-17
9/24/11	W	+A	41-14
9/29/12	W	+H	24-21
11/2/13	W	+H	21-10
11/1/14	L	+A	16-26
11/21/15	W	+H	30-20
10/21/16	L	+A	10-14
10/21/17	W	+H	24-7
10/20/18	W	+A	27-20

At Loretto, Pa.: DU leads 16-6
At Pittsburgh: DU leads 21-2
At Rooney Field: DU leads 8-0
+ - NEC: DU leads 8-3

WAGNER (9-5)

11/14/92	L	A	6-31
10/9/93	L	H	24-27
11/18/95*	W	H	44-20
11/8/08	W	+A	14-0
10/31/09	L	+H (2OT)	17-23
10/23/10	W	+A	21-20
10/22/11	W	+H	37-21
11/17/12	L	+A	17-23
10/12/13	W	+H	34-7
11/15/14	L	+A	13-23
10/31/15	W	+H	35-17
11/5/16	W	+A	28-20
10/7/17	W	+H	38-0
11/3/18	W	+A	47-30

At Staten Island, N.Y.: DU leads 4-3
At Pittsburgh: DU leads 5-2
At Rooney Field: DU leads 4-1
+ - NEC: DU leads 8-3

* - ECAC Bowl

VS. NON-CONFERENCE

DAYTON PIONEER FOOTBALL LEAGUE (10-6)

11/13/20	W	H	20-0
10/6/23	L	H	0-27
10/18/24	L	A	0-28
9/29/01	L	H	16-42
9/28/02	W	A	35-28
9/27/08	W	H	24-16
9/26/09	L	A	17-24
9/11/10	W	H	35-31
9/10/11	W	A	22-13
9/8/12	W	H	17-7
9/7/13	L	A	20-23
9/13/14	W	H	33-13
9/19/15	L	A	13-24
9/17/16	W	H	34-20
9/16/17	W	A	28-23
9/15/18	W	H	31-26

At Dayton, Ohio: Dayton leads 4-3
At Pittsburgh: DU leads 7-2

HAWAII MOUNTAIN WEST (0-1)

9/22/18	L	A	21-42
---------	---	---	-------

At Honolulu, Hawaii: 0-1

LOCK HAVEN PENNSYLVANIA STATE ATHLETIC CONFERENCE (1-0)

9/1/18	W	H	45-0
--------	---	---	------

At Pittsburgh: 1-0

MASSACHUSETTS FBS INDEPENDENT (0-1)

8/25/18	L	A	15-63
---------	---	---	-------

At Amherst, Mass.: 0-1

SOUTH DAKOTA STATE MISSOURI VALLEY FOOTBALL CONFERENCE (1-1)

8/31/17	L	A	13-51
11/11/32	W	H	34-12

At Brookings, S.D.: 0-1
At Pittsburgh: 1-0

TOWSON COLONIAL ATHLETIC ASSOCIATION (1-0)

11/24/18	W	A	31-10
----------	---	---	-------

At Towson, Md.: 1-0

VALPARAISO PIONEER FOOTBALL LEAGUE (4-0)

9/17/11	W	H	49-14
9/15/12	W	A	45-17
9/9/17	W	A	45-40
9/8/18	W	H	23-21

At Valparaiso, Ind.: DU leads 2-0
At Pittsburgh: DU leads 2-0



NO	NAME	POS	YR	HT	WT	HOMETOWN/HIGH SCHOOL (PREVIOUS COLLEGE)
1	Nehari Crawford	WR	SR	5-11	175	Fort Pierce, Fla./Fort Pierce Central
2	Brandon Stanback	DB	SR	6-0	195	Harrisburg, Pa./Bishop McDevitt (Buffalo)
3	P.J. Fulmore	RB	SR	5-7	200	Pittsburgh, Pa./North Catholic
4	Daquan Worley	DB	SR	5-10	185	Coatesville, Pa./Coatesville (Penn State)
4	Taylor Bocka	QB	FR	6-1	185	Pittsburgh, Pa./Central Catholic
5	Kellon Taylor	WR	JR	6-5	220	Landover, Md./DeMatha Catholic
6	Dominic Thiemann	WR	JR	6-3	190	Fort Lauderdale, Fla./St. Thomas Aquinas (Illinois)
7	Brett Brumbaugh	QB	JR	6-5	220	McDonald, Pa./South Fayette
7	Leandro DeBrito	DB	JR	6-2	200	Pawtucket, R.I./Shea (Monroe College)
8	Isiah Adams	WR	FR	6-1	170	Reseda, Calif./Cleveland
8	John Domit	PK	JR	5-11	170	Greensburg, Pa./Hempfield
9	Harvey Clayton Jr.	DB	SO	6-2	205	Miami, Fla./Coral Reef (Illinois)
10	Jake Dixon	TE	SO	6-6	245	Pittsburgh, Pa./Bethel Park
11	Abner Roberts	DB	SR	5-11	180	Pittsburgh, Pa./University Prep
12	Alex Smith	QB	FR	6-4	195	Dormont, Pa./Keystone Oaks
13	Daniel Parr	QB	JR	6-3	210	Jupiter, Fla./William T. Dwyer (FAU)
14	Jonathant Istache	DB	SR	5-10	180	Belle Glade, Fla./Glades Central
14	Brock Dieter	QB	FR	5-11	185	North Huntingdon, Pa./Norwin
15	Kareem Coles Jr.	WR	JR	6-1	190	San Diego, Calif./Madison (Idaho)
16	Jassir Jordan	DB	SO	5-11	175	Aliquippa, Pa./Aliquippa/Milford Academy
17	Jaelyn Faulk	DB	SO	5-8	170	Miami, Fla./Hallandale
18	Brett Zanolto	LB	JR	6-1	215	Murrysville, Pa./Franklin Regional (Maryland)
19	Jaison Young	WR	JR	6-1	215	Glenarden, Md./Riverdale Baptist
20	Jahan Worth	LB	FR	5-11	230	Allentown, Pa./Parkland
21	Mahlik Strozier	DB	FR	6-3	190	Rochester, Pa./Rochester
22	Greg Clayton Jr.	DB	SR	5-11	205	Shaker Heights, Ohio/Shaker Heights
23	Chayse Dillon	LB	JR	5-11	225	Pittsburgh, Pa./West Allegheny
24	Tim Lowery	DB	FR	5-11	160	Winter Haven, Fla./Winter Haven
25	John Truskowski	RB	FR	6-0	235	Coraopolis, Pa./Our Lady of the Sacred Heart
25	Lentivone Lesane	RB	FR	6-2	195	Hialeah, Fla./Mater Academy Charter
26	Ky'ren Cunningham	RB	FR	6-0	260	West Bloomfield, Mich./Orchard Lake St. Mary's Prep
27	Reid Harrison-Ducros	DB	JR	5-10	185	Colleyville, Texas/Colleyville Heritage (Boise State)
28	Spencer DeMedal	DB	SO	6-0	200	New Wilmington, Pa./Wilmington Area
29	Lucas D'Orazio	LB	FR	6-2	220	Cuyahoga Heights, Ohio/Cuyahoga Heights
30	Bryan Glover	LB	JR	6-1	220	Pittsburgh, Pa./Central Catholic (Eastern Michigan)
31	Jordan Briscoe	LB	SO	5-11	190	Monongahela, Pa./Ringgold
32	A.J. Hines	RB	JR	5-11	225	Wilson, N.C./Fike
33	Logan DeBoer	LB	SO	6-1	235	Pittsburgh, Pa./Montour (NC State)
34	Nick Scholle	RB	JR	6-0	205	South Park, Pa./South Park (Grove City)
35	Tom Jurkovec	LB	SO	6-1	225	Gibsonia, Pa./Pine-Richland
36	Devin Gaskins	RB	FR	5-9	175	Spring Grove, Pa./Spring Grove
36	Will Weber	DB	FR	6-0	175	Imperial, Pa./West Allegheny
37	Tyler Wallace	DB	FR	6-0	175	Midland, Pa./Beaver
38	Brendan Thompson	LB	JR	5-10	220	Germantown, Md./Northwest (Millersville)
39	Chuk Anya	DB	JR	6-1	195	Germantown, Md./Northwest (Gettysburg)
41	Ricky Mellick	RB	SR	5-10	195	Pittsburgh, Pa./Seton La Salle
42	Anthony Dellovade	LB	FR	6-2	205	Oakdale, Pa./West Allegheny
43	Peter Ausiello	DB	SO	5-11	185	Waxhaw, N.C./Cuthbertson
44	Chris Favoroso	DL	JR	6-3	235	Port St. Lucie, Fla./Jensen Beach (Montana)
45	Nohea Keahi	LB	SR	6-2	245	Wailuka, Hawaii/Baldwin (Chabot College)
46	Kevin Lenz	LB	SO	6-2	210	Mechanicsburg, Pa./Bishop McDevitt
47	Mike O'Malley	LB	JR	6-1	250	Lakewood, Ohio/St. Edward
48	Matt Natale	LB	SO	5-10	220	New Castle, Pa./Neshannock
49	KJ Cartwright	RB	FR	5-8	175	Lansdale, Pa./North Penn
50	Wyatt Santos	OL	SR	6-2	335	Van, Texas/Van (Louisiana Tech)
51	Nick Meray	LB	SO	6-1	225	San Diego, Calif./Madison
52	Jalen Booker	LB	SR	6-3	225	Chesapeake, Va./Great Bridge (Lackawanna College)
53	Christian Boyd	DL	SO	6-3	270	Muskegon, Mich./Mona Shores/Milford Academy
54	Zack Blystone	OL	JR	6-2	290	Charleroi, Pa./Washington
55	Rob Marra	DL	SR	6-2	275	Wenonah, N.J./Paul VI
56	Kody Nichi	LB	SR	5-11	210	Ambridge, Pa./Ambridge
57	Matt Fitzpatrick	OL	SR	6-3	300	Pennsauken, N.J./Bishop Eustace
58	Eric Neill	OL	FR	6-3	300	Monaca, Pa./Central Valley
59	Dom Pucci	LB	FR	6-1	205	Pittsburgh, Pa./Chartiers Valley
60	Lyle Petrosky	OL	SO	6-4	300	McKeesport, Pa./McKeesport
61	Ryan Johnson	OL	FR	6-4	295	Cincinnati, Ohio/Euclid
62	Mack Grey	OL	FR	6-1	285	Philadelphia, Pa./St. Joseph's Prep
63	Mark Weideman	OL	FR	6-3	290	Gibsonia, Pa./Pine-Richland



NO	NAME	POS	YR	HT	WT	HOMETOWN/HIGH SCHOOL (PREVIOUS COLLEGE)
70	Collin Wittig	OL	SR	6-5	275	Delaware, Ohio/Hayes
71	James Coleman	OL	SR	6-4	275	Uniondale, N.Y./Kellenburg Memorial
72	Alex Conley	OL	SR	6-4	305	Akron, Ohio/Walsh Jesuit
73	Nick Jordan	OL	SR	6-6	300	Long Beach, Calif./Paramount (Long Beach City)
74	Justin Baker	OL	JR	6-2	305	Oakdale, Pa./West Allegheny
75	Gabe Spurlock	OL	JR	6-4	290	Mars, Pa./Mars
76	Peter Ciesielski	OL	JR	6-2	320	Broomall, Pa./Malvern Prep
77	Vincent Lumia	OL	FR	6-3	285	Riviera Beach, Fla./Suncoast
78	Emilio Paesano	OL	FR	6-0	300	Dublin, Ohio/Dublin Jerome
79	Shawn Jones	OL	FR	6-2	315	Dalton, Pa./Lackawanna Trail
80	Kenyon TA Skinner	WR	FR	6-0	180	Winter Park, Fla./Lake Howell
81	Trey King	WR	FR	6-0	175	Centerville, Ohio/Centerville
82	Connor Brennan	WR	SO	5-10	180	Pittsburgh, Pa./Upper St. Clair
83	Sean Edmonds	DB	SO	5-10	190	Hudson, Ohio/Hudson
84	Bill O'Malley	TE	SO	6-4	250	Pittsburgh, Pa./Seton La Salle
85	Errict Tedrow	DB	FR	6-2	200	Charleroi, Pa./Charleroi
86	Aidan Cain	WR	FR	6-0	170	Pittsburgh, Pa./Mt. Lebanon
87	Terrence Brennan	DB	FR	5-10	175	Weston, Fla./Cypress Bay
89	Stew Allen	TE	SR	6-2	270	New Castle, Pa./New Castle
90	Jack Dawson	DL	FR	6-3	280	Chagrin Falls, Ohio/Chagrin Falls
91	Jacob Gill	PK	SO	5-10	185	Gibsonia, Pa./Pine-Richland
92	Roman Macek	DL	SO	6-2	265	McKees Rocks, Pa./Montour
93	Kam Carter	DL	JR	6-4	295	Germantown, Md./Gaithersburg (Pittsburgh)
94	Maxi Hradecny	DL	FR	6-2	310	Vienna, Austria/Evangelisches Gymnasium
95	Kraig Hill	DL	SO	6-1	315	Cheltenham, Md./DeMatha Catholic (Lincoln)
96	Pete Wright	PK	FR	6-3	180	Pittsburgh, Pa./Baldwin
97	Patrick McTiernan	K/P	FR	5-11	185	Gloucester, Mass./St. John's Prep
98	Mitch MacZura	P/PK	JR	6-3	200	Pittsburgh, Pa./Central Catholic (Ohio State)
99	Trey Harper	TE	JR	6-5	240	Dayton, Ohio/Chaminade-Julienne (Robert Morris)
	Daivon Ellison	DB	SR	5-8	175	Linden, N.J./Don Bosco Prep (Syracuse)
	Davie Henderson	WR	SO	6-2	175	Winter Haven, Fla./Winter Haven
	DeWayne Murray III	RB	SO	5-10	200	Homestead, Pa./Steel Valley
	Michael Roberts	WR	SO	6-1	210	Akron, Ohio/St. Vincent-St. Mary
	Steven Sheaffer	WR	FR	5-10	175	Everett, Pa./Everett
	Shimoore Stern	WR	FR	6-4	220	Pembroke Pines, Fla./Flanagan
	Eric Sico	RB	FR	5-10	190	Irwin, Pa./Norwin
	Joey Zielinski	DB	FR	5-10	170	Austintown, Ohio/Austintown Fitch

COACHING STAFF

Jerry Schmitt - Head Coach (14th season, Westminster '83)
Anthony Doria - Offensive Coordinator / Quarterbacks (8th season, Saint Francis Pa. '07)
Dave Opfar - Defensive Coordinator (8th season, Penn State '83)
Mike Deitrick - Running Backs / Recruiting Coordinator (2nd season, Clarion '15)
Scott Farison - Linebackers (1st season, Mercyhurst '01)
Mickey Jacobs - Quality Control Defense (2nd season, Duquesne '17)
Jake Nulph - Defensive Backs / Special Teams (1st season, Robert Morris '05)
Tony Papley - Defensive Line / Director of Football Operations (5th season, Slippery Rock '13)
Darnel Richardson - Defensive Backs (9th season, Marshall '96)
Mike Silianoff- Assistant Head Coach / Offensive Line (12th season, Westminster '82)
Luke Smith - Wide Receivers (3rd season, Maryland '15)
Matt Stansfield - Run Game Coordinator / Tight Ends (3rd season, Duquesne '07)
Anthony Longo - Strength and Conditioning (4th season, Waynesburg '13)

PRONUNCIATION GUIDE

1	nuh-HAR-ee Crawford	28	Spencer de-MED-ull	51	Nick muh-RAY
6	Dominic THEE-min	33	Logan de-BORE	55	Rob MARE-uh
7	Leandro de-BREET-oh	34	Nick SHOW-lee	56	Kody NICH-eye
8	John DOUGH-mit	35	Tom jer-KOE-vick	59	Dom POACH-ee
14	JOHN-uh-thin ih-STAH-chee	39	Chuck ON-yuh	63	Mark WEED-uh-min
17	JAY-lin Faulk	40	Mar-KWISS Brown	76	Peter shuh-SHELL-skee
20	juh-HAHN Worth	43	Peter awe-see-ELL-oh	80	ken-YAHN-tay Skinner
25	LEN-tee-vone luh-SANE	45	no-HAY-uh KEE-uh-hee	94	Maxi hrüh-DETH-nee
27	Reid Harrison DOO-crose	48	Matt nuh-TELL		



2018 DUQUESNE FOOTBALL DEPTH CHART

GAME 13 // AT SOUTH DAKOTA STATE

OFFENSE

LT	72	Alex Conley	SR / 6-4 / 305
	71	James Coleman	SR / 6-4 / 275
LG	57	Matt Fitzpatrick	SR / 6-3 / 300
	54	Zack Blystone	JR / 6-2 / 290
C	75	Gabe Spurlock	JR / 6-4 / 290
	74	Justin Baker	JR / 6-2 / 305
RG	70	Collin Wittig	SR / 6-5 / 275
	74	Justin Baker	JR / 6-2 / 305
RT	73	Nick Jordan	SR / 6-6 / 300
	70	Collin Wittig	SR / 6-5 / 275
TE	89	Stew Allen	SR / 6-2 / 270
	10	Jake Dixon	SO / 6-6 / 245
WR	1	Nehari Crawford	SR / 5-11 / 170
	15	Kareem Coles	JR / 6-1 / 190
WR	5	Kellon Taylor	JR / 6-5 / 220
	86	Aidan Cain	FR / 6-0 / 170
FB	84	Bill O'Malley	SO / 6-4 / 250
	89	Stew Allen	SR / 6-2 / 270
RB	32	A.J. Hines	JR / 5-11 / 225
	3	P.J. Fulmore	SR / 5-7 / 200
QB	13	Daniel Parr	JR / 6-3 / 210
	7	Brett Brumbaugh	JR / 6-5 / 220

DEFENSE

E	47	Mike O'Malley	JR / 6-1 / 250
	45	Nohea Keahi	SR / 6-2 / 245
N	93	Kam Carter	JR / 6-4 / 295
	92	Roman Macek	SO / 6-2 / 265
E	55	Rob Marra	SR / 6-2 / 275
	94	Maxi Hradečný	FR / 6-2 / 310
S	52	Jalen Booker	SR / 6-3 / 225
	44	Chris Favoroso	JR / 6-3 / 235
J	7	Leandro DeBrito	JR / 6-2 / 200
	43	Peter Ausiello	SO / 5-11 / 185
M	18	Brett Zanotto	JR / 6-1 / 215
	38	Brendan Thompson	JR / 5-10 / 220
W	35	Tom Jurkovec	SO / 6-1 / 225
	23	Chayse Dillon	JR / 5-11 / 225
CB	14	Jonathant Istache	SR / 5-10 / 180
	4	Daquan Worley	SR / 5-10 / 185
FS	28	Spencer DeMedal	SO / 6-0 / 200
	9	Harvey Clayton Jr.	SO / 6-2 / 205
SS	2	Brandon Stanback	SR / 6-0 / 195
	43	Peter Ausiello	SO / 5-11 / 185
CB	27	Reid Harrison-Ducros	JR / 5-10 / 185
	16	Jassir Jordan	SO / 5-11 / 175

SPECIALISTS

PK	98	Mitch MacZura	JR / 6-3 / 200
	8	John Domit	JR / 5-11 / 170
KO	91	Jacob Gill	SO / 5-10 / 185
	8	John Domit	JR / 5-11 / 170
LS	99	Trey Harper	JR / 6-5 / 245
	10	Jake Dixon	SO / 6-6 / 245
H	7	Brett Brumbaugh	JR / 6-5 / 220
	98	Mitch MacZura	JR / 6-3 / 200

P	98	Mitch MacZura	JR / 6-3 / 200
	82	Connor Brennan	SO / 5-10 / 180
KR	1	Nehari Crawford	SR / 5-11 / 170
	15	Kareem Coles	JR / 6-1 / 190
PR	1	Nehari Crawford	SR / 5-11 / 170
	15	Kareem Coles	JR / 6-1 / 190



	DUQ	TOWSON
Score	31	10
FIRST DOWNS	19	18
RUSHES-YARDS (NET)	51-282	47-230
PASSING YDS (NET)	144	127
Passes Att-Comp-Int	19-6-0	33-10-0
TOTAL OFFENSE PLAYS-YARDS	70-426	80-357
Fumble Returns-Yards	0-0	0-0
Punt Returns-Yards	0-0	1--1
Kickoff Returns-Yards	3-32	5-71
Interception Returns-Yards	0-0	0-0
Punts (Number-Avg)	8-40.9	6-42.2
Fumbles-Lost	1-1	2-1
Penalties-Yards	9-63	5-30
Possession Time	30:25	29:35
Third-Down Conversions	5 of 14	6 of 20
Fourth-Down Conversions	0 of 0	1 of 5
Red-Zone Scores-Chances	3-3	1-4

Duquesne

Rushing	No.	Gain	Loss	Net	TD	Lg	Avg
HINES, A.J.	28	177	2	175	1	22	6.2
WORLEY, Daquan	8	73	0	73	1	48	9.1
FULMORE, P.J.	7	27	3	24	0	7	3.4
CRAWFORD, Nehari	1	8	0	8	0	8	8.0

Passing	C-A-I	Yds	TD	Long	Sack
PARR, Daniel	6-19-0	144	1	71	2

Receiving	No.	Yards	TD	Long
CRAWFORD, Nehari	4	46	0	28
HINES, A.J.	1	71	1	71
TAYLOR, Kellon	1	27	0	27

Punting	No.	Yds	Avg	Long	In20	TB
MACZURA, Mitch	8	327	40.9	50	1	2

Punt Returns	No.	Yards	TD	Long
---------------------	-----	-------	----	------

Kick Returns	No.	Yards	TD	Long
JORDAN, Jassir	3	32	0	16

Tackles	UA-A	Total	Sacks	TFL
STANBACK, Brand	6-5	11	1.0	1.0
ROBERTS, Abner	6-4	10	1.0	3.0
ZANOTTO, Brett	3-4	7	1.0	1.0
DEBRITO, Leandro	4-2	6	0.0	0.5

Towson

Rushing	No.	Gain	Loss	Net	TD	Lg	Avg
Simpson,S.	18	99	3	96	0	21	5.3
Young,K.	14	94	2	92	0	21	6.6
Flacco,T.	14	59	21	38	0	15	2.7
Knudson,E.	1	4	0	4	0	4	4.0

Passing	C-A-I	Yds	TD	Long	Sack
Flacco,T.	10-33-0	127	1	34	4

Receiving	No.	Yards	TD	Long
Allen,J.	3	67	1	34
Clark,C.	3	41	0	34
Simpson,S.	2	9	0	7
Leatherbury,S.	1	10	0	10

Punting	No.	Yds	Avg	Long	In20	TB
Toomey,P.	6	253	42.2	55	3	1

Punt Returns	No.	Yards	TD	Long
Simpson,S.	1	-1	0	0

Kick Returns	No.	Yards	TD	Long
Leatherbury,S.	4	47	0	20
Young,K.	1	24	0	24

Tackles	UA-A	Total	Sacks	TFL
Gay,J.	7-4	11	0.0	0.0
Wallace,D.	2-6	8	0.0	0.0
Fenner,M.	4-3	7	0.0	0.0
Heyward,R.	3-4	7	0.0	1.0

Qtr	Time	Scoring Play	V-H
1st	10:43	TOWSON - Allen,J. 34 yd pass from Flacco,T. (O'Neill,A. kick), 5-61 1:40	0 - 7
2nd	07:07	TOWSON - O'Neill,A. 26 yd field goal, 17-89 7:05	0 - 10
	00:00	DUQ - MACZURA, Mitch 32 yd field goal, 9-65 0:59	3 - 10
3rd	12:21	DUQ - WORLEY, Daquan 48 yd run (MACZURA, Mitch kick), 6-79 2:35	10 - 10
	09:40	DUQ - HINES, A.J. 71 yd pass from PARR, Daniel (MACZURA, Mitch kick), 3-71 1:02	17 - 10
4th	12:31	DUQ - PARR, Daniel 3 yd run (MACZURA, Mitch kick), 10-72 5:03	24 - 10
	03:07	DUQ - HINES, A.J. 3 yd run (MACZURA, Mitch kick), 2-15 0:31	31 - 10



	DUQ	SDSU
Score	13	51
FIRST DOWNS	12	26
RUSHES-YARDS (NET)	27-72	38-301
PASSING YDS (NET)	187	308
Passes Att-Comp-Int	26-16-1	33-21-1
TOTAL OFFENSE PLAYS-YARDS	53-259	71-609
Fumble Returns-Yards	0-0	0-0
Punt Returns-Yards	0-0	2-1
Kickoff Returns-Yards	3-40	3-76
Interception Returns-Yards	1-0	1-0
Punts (Number-Avg)	9-34.9	3-36.7
Fumbles-Lost	0-0	0-0
Penalties-Yards	7-50	6-48
Possession Time	26:29	33:31
Third-Down Conversions	2 of 11	9 of 13
Fourth-Down Conversions	0 of 0	0 of 0
Red-Zone Scores-Chances	1-1	7-7

Duquesne

Rushing	No.	Gain	Loss	Net	TD	Lg	Avg
HINES, A.J.	13	36	2	34	0	8	2.6
FULMORE, P.J.	4	31	2	29	0	16	7.2
MELLICK, Ricky	4	7	0	7	0	3	1.8
CRAWFORD, Nehari	1	1	0	1	0	1	1.0

Passing	C-A-I	Yds	TD	Long	Sack
STUART, Tommy	14-22-1	175	2	31	2
BRUMBAUGH, B.	2-4-0	12	0	7	0

Receiving	No.	Yards	TD	Long
RAWLINS, Chavas	6	83	0	29
CRAWFORD, Nehari	4	22	1	13
COLES, Kareem	2	39	1	31
LUCAS, Thomas	1	30	0	30

Punting	No.	Yds	Avg	Long	In20	TB
MACZURA, Mitch	8	281	35.1	42	3	0
FEGLEY, Bryan	1	33	33.0	33	0	0

Punt Returns	No.	Yards	TD	Long
---------------------	-----	-------	----	------

Kick Returns	No.	Yards	TD	Long
COLES, Kareem	2	21	0	12
CRAWFORD, Neha	1	19	0	19

Tackles	UA-A	Total	Sacks	TFL
ZANOTTO, Brett	4-2	6	0.0	0.0
HENDERSON, Cart	3-3	6	0.0	1.0
ROBERTS, Abner	3-2	5	0.0	0.0
STANBACK, Brand	3-2	5	0.0	0.0

South Dakota State

Rushing	No.	Gain	Loss	Net	TD	Lg	Avg
Taryn Christion	3	96	0	96	0	90	32.0
Mikey Daniel	17	84	1	83	0	17	4.9
BradyMengarelli	9	61	0	61	1	21	6.8
Isaac Wallace	7	47	1	46	1	24	6.6

Passing	C-A-I	Yds	TD	Long	Sack
Taryn Christion	17-26-1	254	5	57	0
Dalton Douglas	4-7-0	54	0	20	0

Receiving	No.	Yards	TD	Long
Jake Wieneke	6	75	4	22
Adam Anderson	3	81	0	57
Alex Wilde	3	49	0	20
Dallas Goedert	2	43	0	37

Punting	No.	Yds	Avg	Long	In20	TB
Brady Hale	3	110	36.7	38	2	0

Punt Returns	No.	Yards	TD	Long
Marquise Lewis	2	1	0	1

Kick Returns	No.	Yards	TD	Long
Cade Johnson	3	76	0	30

Tackles	UA-A	Total	Sacks	TFL
Nick Farina	3-2	5	0.0	0.0
Jordan Brown	4-0	4	0.0	0.0
Chris Balster	2-2	4	0.0	0.0
C. Rozeboom	1-3	4	0.0	0.5

Qtr	Time	Scoring Play	V-H
1st	10:43	SDSU - Jake Wieneke 10 yd pass from Taryn Christion (Chase Vinatieri kick), 6-88 1:50	0 - 7
	04:03	SDSU - Isaac Wallace 3 yd run (Chase Vinatieri kick failed), 4-99 1:51	0 - 13
	02:16	SDSU - Kane Louscher 9 yd pass from Taryn Christion (Chase Vinatieri kick), 3-46 0:48	0 - 20
2nd	11:27	SDSU - Jake Wieneke 22 yd pass from Taryn Christion (Chase Vinatieri kick), 1-22 0:08	0 - 27
	04:05	SDSU - Jake Wieneke 2 yd pass from Taryn Christion (Chase Vinatieri kick), 11-60 5:42	0 - 34
	01:43	DUQ - CRAWFORD, Nehari 2 yd pass from STUART, Tommy (DOMIT, John kick), 6-65 2:22	7 - 34
3rd	11:56	SDSU - BradyMengarelli 3 yd run (Chase Vinatieri kick), 6-60 3:57	7 - 41
	07:26	SDSU - Jake Wieneke 15 yd pass from Taryn Christion (Chase Vinatieri kick), 5-56 2:27	7 - 48
	04:37	DUQ - COLES, Kareem 31 yd pass from STUART, Tommy (DOMIT, John kick blocked), 6-81 2:43	13 - 48
4th	12:52	SDSU - Chase Vinatieri 23 yd field goal, 13-71 6:38	13 - 51



Team Statistics	DUQ	OPP
SCORING	374	312
Points Per Game	31.2	26.0
Points Off Turnovers	62	65
FIRST DOWNS	232	236
Rushing	118	103
Passing	98	104
Penalty	16	29
RUSHING YARDAGE	2236	2048
Yards gained rushing	2591	2339
Yards lost rushing	355	291
Rushing Attempts	524	438
Average Per Rush	4.3	4.7
Average Per Game	186.3	170.7
TDs Rushing	27	15
PASSING YARDAGE	2364	2442
Comp-Att-Int	177-295-10	188-364-9
Average Per Pass	8.0	6.7
Average Per Catch	13.4	13.0
Average Per Game	197.0	203.5
TDs Passing	21	24
TOTAL OFFENSE	4600	4490
Total Plays	819	802
Average Per Play	5.6	5.6
Average Per Game	383.3	374.2
KICK RETURNS: #-Yards	44-941	47-722
PUNT RETURNS: #-Yards	10-47	22-112
INT RETURNS: #-Yards	9-177	10-88
KICK RETURN AVERAGE	21.4	15.4
PUNT RETURN AVERAGE	4.7	5.1
INT RETURN AVERAGE	19.7	8.8
FUMBLES-LOST	30-12	19-9
PENALTIES-Yards	74-640	67-591
Average Per Game	53.3	49.2
PUNTS-Yards	59-2361	57-2284
Average Per Punt	40.0	40.1
Net punt average	36.8	37.8
KICKOFFS-Yards	69-3527	59-3279
Average Per Kick	51.1	55.6
Net kick average	37.4	36.2
TIME OF POSSESSION/Game	31:08	28:52
3RD-DOWN Conversions	79/172	53/158
3rd-Down Pct	46%	34%
4TH-DOWN Conversions	8/15	8/28
4th-Down Pct	53%	29%
SACKS BY-Yards	19-111	27-157
MISC YARDS	7	0
TOUCHDOWNS SCORED	50	42
FIELD GOALS-ATTEMPTS	10-11	7-10
ON-SIDE KICKS	1-1	1-2
RED-ZONE SCORES	(40-51) 78%	(34-46) 74%
RED-ZONE TOUCHDOWNS	(31-51) 61%	(27-46) 59%
PAT-ATTEMPTS	(44-49) 90%	(39-41) 95%
ATTENDANCE	9802	44108
Games/Avg Per Game	6/1634	6/7351
Neutral Site Games		0/0

Score by Quarters	1st	2nd	3rd	4th	OT	Total
Duquesne	94	118	75	87	0	374
Opponents	85	96	72	59	0	312



Date	Opponent		Score	Att.
08/25/18	at Massachusetts	L	15-63	8684
09/01/18	LOCK HAVEN	W	45-0	1830
09/08/18	VALPARAISO	W	23-21	943
09/15/18	DAYTON	W	31-26	1534
09/22/18	at Hawai'i	L	21-42	26175
* 10/06/18	BRYANT	L	20-21	2145
* 10/13/18	ROBERT MORRIS	W	48-24	2046
* 10/20/18	at Saint Francis	W	27-20	1532
* 11/02/18	at Wagner	W	47-30	1942
* 11/10/18	SACRED HEART	W	28-24	1304
* 11/17/18	at Central Connecticut	W	38-31	3617
11/24/18	at #16 Towson	W	31-10	2158

Rushing	gp	att	gain	loss	net	avg	td	lg	avg/g
HINES, A.J.	11	256	1536	37	1499	5.9	15	38	136.3
WORLEY, Daquan	12	34	301	9	292	8.6	4	52	24.3
CUNNINGHAM, Ky'ren	5	43	165	18	147	3.4	0	22	29.4
PARR, Daniel	12	87	304	196	108	1.2	6	22	9.0
D'ORAZIO, Lucas	12	25	92	1	91	3.6	1	20	7.6
CRAWFORD, Nehari	12	10	77	8	69	6.9	1	37	5.8
FULMORE, P.J.	8	33	70	15	55	1.7	0	11	6.9
CARTWRIGHT, KJ	2	13	36	0	36	2.8	0	7	18.0
BROWN, Marquis	1	3	7	0	7	2.3	0	4	7.0
THIEMAN, Dominic	3	1	5	0	5	5.0	0	5	1.7
SMITH, Alex	1	1	4	0	4	4.0	0	4	4.0
GASKINS, Devin	3	1	2	0	2	2.0	0	2	0.7
Total	12	524	2591	355	2236	4.3	27	52	186.3
Opponents	12	438	2339	291	2048	4.7	15	71	170.7

Passing	gp	effic	comp-att-int	pct	yds	td	lg	avg/g
PARR, Daniel	12	144.29	174-287-9	60.6	2287	20	80	190.6
BRUMBAUGH, Brett	10	153.83	3-7-1	42.9	77	1	36	7.7
CRAWFORD, Nehari	12	0.00	0-1-0	0.0	0	0	0	0.0
Total	12	144.03	177-295-10	60.0	2364	21	80	197.0
Opponents	12	124.82	188-364-9	51.6	2442	24	62	203.5

Receiving	gp	no.	yds	avg	td	lg	avg/g
CRAWFORD, Nehari	12	67	1017	15.2	10	80	84.8
TAYLOR, Kellon	12	39	479	12.3	2	57	39.9
COLES JR., Kareem	12	28	275	9.8	0	39	22.9
HINES, A.J.	11	13	236	18.2	2	71	21.5
CAIN, Aidan	11	11	157	14.3	2	25	14.3
FULMORE, P.J.	8	7	17	2.4	0	8	2.1
ALLEN, Stew	12	6	67	11.2	5	37	5.6
THIEMAN, Dominic	3	3	94	31.3	0	62	31.3
D'ORAZIO, Lucas	12	1	9	9.0	0	9	0.8
DIXON, Jake	12	1	8	8.0	0	8	0.7
CUNNINGHAM, Ky'ren	5	1	5	5.0	0	5	1.0
Total	12	177	2364	13.4	21	80	197.0
Opponents	12	188	2442	13.0	24	62	203.5

Field Goals	fg	pct.	01-19	20-29	30-39	40-49	50-99	lg	blk
MACZURA, Mitch	9-10	90.0	1-1	1-1	7-7	0-1	0-0	39	0
DOMIT, John	1-1	100.0	0-0	1-1	0-0	0-0	0-0	29	0

Scoring	td	fg	kick	PAT rush	rcv	pass	dxp	saf	pts
HINES, A.J.	17	-	-	-	-	-	-	-	102
CRAWFORD, Nehari	12	-	-	-	-	-	-	-	72
MACZURA, Mitch	-	9-10	44-49	-	-	-	-	-	71
PARR, Daniel	6	-	-	-	-	0-1	-	-	36
ALLEN, Stew	5	-	-	-	-	-	-	-	30
WORLEY, Daquan	4	-	-	-	-	-	-	-	24
CAIN, Aidan	2	-	-	-	-	-	-	-	12
TAYLOR, Kellon	2	-	-	-	-	-	-	-	12
DEBRITO, Leandro	1	-	-	-	-	-	-	-	6
D'ORAZIO, Lucas	1	-	-	-	-	-	-	-	6
DOMIT, John	-	1-1	-	-	-	-	-	-	3
Total	50	10-11	44-49	-	-	0-1	-	-	374
Opponents	42	7-10	39-41	-	-	0-1	-	-	312

Score by Quarters	1st	2nd	3rd	4th	OT	Total
Duquesne	94	118	75	87	0	374
Opponents	85	96	72	59	0	312

Record:	Overall	Home	Away	Neutral
All games	9-3	5-1	4-2	0-0
Conference	5-1	2-1	3-0	0-0
Non-Conference	4-2	3-0	1-2	0-0

Team Statistics	DUQ	OPP
FIRST DOWNS	232	236
Rushing	118	103
Passing	98	104
Penalty	16	29
RUSHING YARDAGE	2236	2048
Rushing Attempts	524	438
Average Per Rush	4.3	4.7
Average Per Game	186.3	170.7
TDs Rushing	27	15
PASSING YARDAGE	2364	2442
Comp-Att-Int	177-295-10	188-364-9
Average Per Pass	8.0	6.7
Average Per Catch	13.4	13.0
Average Per Game	197.0	203.5
TDs Passing	21	24
TOTAL OFFENSE	4600	4490
Average Per Play	5.6	5.6
Average Per Game	383.3	374.2
KICK RETURNS: #Yards	44-941	47-722
PUNT RETURNS: #Yards	10-47	22-112
INT RETURNS: #Yards	9-177	10-88
FUMBLES-LOST	30-12	19-9
PENALTIES-Yards	74-640	67-591
PUNTS-AVG	59-40.0	57-40.1
TIME OF POSSESSION/Game	31:08	28:52
3RD-DOWN Conversions	79/172	53/158
4TH-DOWN Conversions	8/15	8/28

Interceptions	no.	yds	avg	td	lg
ISTACHE, Jonathant	4	22	5.5	0	23
WORLEY, Daquan	1	3	3.0	0	3
JURKOVEC, Tom	1	3	3.0	0	3
DEBRITO, Leandro	1	68	68.0	1	68
CLAYTON JR., Harvey	1	35	35.0	0	35
DEMEDAL, Spencer	1	46	46.0	0	46

Punting	no.	yds	avg	lg	tb	fc	i20	50+	blk
MACZURA, Mitch	58	2331	40.2	58	4	14	16	3	0
BRENNAN, Connor	1	30	30.0	30	0	0	0	0	0

Punt Returns	no.	yds	avg	td	lg
CRAWFORD, Nehari	4	39	9.8	1	44
COLES JR., Kareem	2	8	4.0	0	9
JORDAN, Jassir	2	1	0.5	0	1
ISTACHE, Jonathant	1	-3	-3.0	0	0
ADAMS, Isiah	1	2	2.0	0	2
Total	10	47	4.7	1	44
Opponents	22	112	5.1	0	32

Kick Returns	no.	yds	avg	td	lg
JORDAN, Jassir	10	307	30.7	0	76
WORLEY, Daquan	9	176	19.6	0	32
CRAWFORD, Nehari	9	194	21.6	0	36
ADAMS, Isiah	5	107	21.4	0	34
MELICK, Ricky	4	36	9.0	0	16
FULMORE, P.J.	2	39	19.5	0	28
COLES JR., Kareem	2	32	16.0	0	21
ISTACHE, Jonathant	2	38	19.0	0	21
O'MALLEY, Bill	1	12	12.0	0	12
Total	44	941	21.4	0	76
Opponents	47	722	15.4	0	44

All Purpose	g	rush	rcv	pr	kr	ir	total	avg/g
HINES, A.J.	11	1499	236	0	0	0	1735	157.7
CRAWFORD, Ne	12	69	1017	39	194	0	1319	109.9
TAYLOR, Kellon	12	0	479	0	0	0	479	39.9
WORLEY, Daqua	12	292	0	0	176	3	471	39.2
COLES JR., Kare	12	0	275	8	32	0	315	26.2
Total	12	2236	2364	47	941	177	5765	480.4
Opponents	12	2048	2442	112	722	88	5412	451.0



Rushing	gp	att	gain	loss	net	avg	td	lg	avg/g
HINES, A.J.	11	256	1536	37	1499	5.9	15	38	136.3
WORLEY, Daquan	12	34	301	9	292	8.6	4	52	24.3
CUNNINGHAM, Ky'ren	5	43	165	18	147	3.4	0	22	29.4
PARR, Daniel	12	87	304	196	108	1.2	6	22	9.0
D'ORAZIO, Lucas	12	25	92	1	91	3.6	1	20	7.6
CRAWFORD, Nehari	12	10	77	8	69	6.9	1	37	5.8
FULMORE, P.J.	8	33	70	15	55	1.7	0	11	6.9
CARTWRIGHT, KJ	2	13	36	0	36	2.8	0	7	18.0
BROWN, Marquis	1	3	7	0	7	2.3	0	4	7.0
THIEMAN, Dominic	3	1	5	0	5	5.0	0	5	1.7
SMITH, Alex	1	1	4	0	4	4.0	0	4	4.0
GASKINS, Devin	3	1	2	0	2	2.0	0	2	0.7
BRUMBAUGH, Brett	10	1	0	8	-8	-8.0	0	0	-0.8
MACZURA, Mitch	12	1	-8	12	-20	-20.0	0	0	-1.7
TEAM	8	15	0	51	-51	-3.4	0	0	-6.4
Total	12	524	2591	355	2236	4.3	27	52	186.3
Opponents	12	438	2339	291	2048	4.7	15	71	170.7

Passing	gp	effic	comp-att-int	pct	yds	td	lg	avg/g
PARR, Daniel	12	144.29	174-287-9	60.6	2287	20	80	190.6
BRUMBAUGH, Brett	10	153.83	3-7-1	42.9	77	1	36	7.7
CRAWFORD, Nehari	12	0.00	0-1-0	0.0	0	0	0	0.0
Total	12	144.03	177-295-10	60.0	2364	21	80	197.0
Opponents	12	124.82	188-364-9	51.6	2442	24	62	203.5

Receiving	gp	no.	yds	avg	td	lg	avg/g
CRAWFORD, Nehari	12	67	1017	15.2	10	80	84.8
TAYLOR, Kellon	12	39	479	12.3	2	57	39.9
COLES JR., Kareem	12	28	275	9.8	0	39	22.9
HINES, A.J.	11	13	236	18.2	2	71	21.5
CAIN, Aidan	11	11	157	14.3	2	25	14.3
FULMORE, P.J.	8	7	17	2.4	0	8	2.1
ALLEN, Stew	12	6	67	11.2	5	37	5.6
THIEMAN, Dominic	3	3	94	31.3	0	62	31.3
D'ORAZIO, Lucas	12	1	9	9.0	0	9	0.8
DIXON, Jake	12	1	8	8.0	0	8	0.7
CUNNINGHAM, Ky'ren	5	1	5	5.0	0	5	1.0
Total	12	177	2364	13.4	21	80	197.0
Opponents	12	188	2442	13.0	24	62	203.5

Punt Returns	no.	yds	avg	td	lg
CRAWFORD, Nehari	4	39	9.8	1	44
JORDAN, Jassir	2	1	0.5	0	1
COLES JR., Kareem	2	8	4.0	0	9
ADAMS, Isiah	1	2	2.0	0	2
ISTACHE, Jonathant	1	-3	-3.0	0	0
Total	10	47	4.7	1	44
Opponents	22	112	5.1	0	32

Interceptions	no.	yds	avg	td	lg
ISTACHE, Jonathant	4	22	5.5	0	23
DEMEDAL, Spencer	1	46	46.0	0	46
CLAYTON JR., Harvey	1	35	35.0	0	35
DEBRITO, Leandro	1	68	68.0	1	68
WORLEY, Daquan	1	3	3.0	0	3
JURKOVEC, Tom	1	3	3.0	0	3
Total	9	177	19.7	1	68
Opponents	10	88	8.8	2	60

Kick Returns	no.	yds	avg	td	lg
JORDAN, Jassir	10	307	30.7	0	76
WORLEY, Daquan	9	176	19.6	0	32
CRAWFORD, Nehari	9	194	21.6	0	36
ADAMS, Isiah	5	107	21.4	0	34
MELICK, Ricky	4	36	9.0	0	16
FULMORE, P.J.	2	39	19.5	0	28
COLES JR., Kareem	2	32	16.0	0	21
ISTACHE, Jonathant	2	38	19.0	0	21
O'MALLEY, Bill	1	12	12.0	0	12
Total	44	941	21.4	0	76
Opponents	47	722	15.4	0	44

Fumble Returns	no.	yds	avg	td	lg
WORTH, Jahan	1	16	16.0	0	16
STANBACK, Brandon	1	28	28.0	0	28
MACZURA, Mitch	0	-2	0.0	0	0
Total	2	42	21.0	0	28
Opponents	1	46	46.0	1	46



#	Defensive Leaders	gp	Tackles				Sacks	Pass defense			Fumbles		blkd		
			ua	a	tot	tfl/yds		int-yds	brup	qbh	rcv-yds	ff	kick	saf	
18	ZANOTTO, Brett	12	53	33	86	6.0-21	1.0-10	.	2	1
2	STANBACK, Brandon	12	40	20	60	6.0-27	1.0-8	.	4	.	2-28	2	.	.	.
28	DEMEDAL, Spencer	12	43	16	59	1.0-4	.	1-46	5	.	2-0
7D	DEBRITO, Leandro	12	39	14	53	5.5-13	.	1-68	8	.	.	1	1	.	.
14	ISTACHE, Jonathant	12	29	12	41	1.0-2	.	4-22	14	.	1-0	3	.	.	.
52	BOOKER, Jalen	12	22	12	34	8.5-35	4.5-26	.	.	4	1-0	1	.	.	.
47	O'MALLEY, Mike	12	16	13	29	8.0-47	3.0-13	.	2	6	.	1	.	.	.
35	JURKOVEC, Tom	12	17	12	29	2.5-5	.	1-3	2
44	FAVOROSO, Chris	10	12	17	29	4.0-13	2.5-10	.	1	4
11	ROBERTS, Abner	4	14	14	28	4.0-6	1.0-1	.	1
4	WORLEY, Daquan	12	21	5	26	1.0-11	1.0-11	1-3	4	1
27	HARRISON-DUCROS,	11	20	6	26	0.5-0	.	.	5
9	CLAYTON JR., Harvey	10	16	10	26	1.5-7	.	1-35	2
93	CARTER, Kam	12	7	14	21	5.5-15	2.5-12	.	5	3	1-0
24	LOWERY, Tim	8	6	13	19	2.5-16	1.5-14	.	1
38	THOMPSON, B.	10	7	10	17	1.0-2
55	MARRA, Rob	12	8	7	15	1.0-6	1.0-6	.	.	2	.	.	1	.	.
23	DILLON, Chayse	6	10	5	15	1.0-1	.	.	1	1
92	MACEK, Roman	12	9	5	14	0.5-1	.	.	1	1	.	.	1	.	.
22	CLAYTOR JR., Greg	8	11	2	13	0.5-1
20	WORTH, Jahan	12	7	6	13	1-16
45	KEAHI, Nohea	9	7	6	13	4.5-9	.	.	.	1	.	1	.	.	.
31	BRISCOE, Jordan	12	4	8	12	1	1-0
16	JORDAN, Jassir	8	10	2	12	.	.	.	5
43	AUSIELLO, Peter	9	4	6	10	.	.	.	3	2
17	FAULK, Jaelyn	11	3	6	9
34	SCHOLLE, Nick	12	5	4	9
53	BOYD, Christian	4	3	5	8	1.0-3
41	MELICK, Ricky	4	2	2	4
94	HRADECNY, Maxi	5	1	2	3	1	.	.	.
39	ANYA, Chuk	5	2	1	3
29	D'ORAZIO, Lucas	12	.	2	2
90	DAWSON, Jack	3	1	1	2
37	WALLACE, Tyler	5	2	.	2
99	HARPER, Trey	10	2	.	2
30	GLOVER, Bryan	5	1	1	2
84	O'MALLEY, Bill	12	1	1	2
91	GILL, Jacob	11	1	.	1
56	NICHI, Kody	2	.	1	1	0.5-1	.	.	.	1
3	FULMORE, P.J.	8	1	.	1
57	FITZPATRICK, Matt	12	1	.	1
10	DIXON, Jake	12	1	.	1
95	HILL, Kraig	1	.	1	1	0.5-0
1	CRAWFORD, Nehari	12	1	.	1
98	MACZURA, Mitch	12	0--2
Total		12	460	295	755	68-246	19-111	9-177	66	28	9-42	10	3	.	.
Opponents		12	498	332	830	84-298	27-157	10-88	37	19	12-46	18	2	.	.



ZANOTTO



DEMEDAL



TEAM STATISTICS

		Rushing				Receiving				Passing				Kick Returns				Punt Returns				tot		
Date	Opponent	no.	yds	td	lg	no.	yds	td	lg	cmp	att	int	yds	td	lg	no.	yds	td	lg	no.	yds	td	lg	off
08/25/18	at Massachusetts	36	130	1	22	16	123	1	34	16-30-3	123	1	34	8	160	0	28	1	-3	0	0		253	
09/01/18	LOCK HAVEN	54	215	2	28	12	245	3	62	12-19-0	245	3	62	1	26	0	26	2	43	1	44		460	
09/08/18	VALPARAISO	47	178	3	15	17	235	0	57	17-25-1	235	0	57	4	64	0	23	0	0	0	0		413	
09/15/18	DAYTON	36	102	1	27	21	333	3	80	21-27-1	333	3	80	2	40	0	22	0	0	0	0		435	
09/22/18	at Hawai'i	27	24	0	9	14	142	3	29	14-26-1	142	3	29	6	170	0	69	2	1	0	2		166	
10/06/18	BRYANT	34	66	1	17	19	239	2	40	19-33-1	239	2	40	1	21	0	21	1	9	0	9		305	
10/13/18	ROBERT MORRIS	48	321	5	52	17	192	1	43	17-23-0	192	1	43	3	86	0	34	0	0	0	0		513	
10/20/18	at Saint Francis	42	181	1	37	12	183	2	58	12-28-1	183	2	58	4	69	0	29	1	0	0	0		364	
11/02/18	at Wagner	54	372	4	48	9	125	2	45	9-15-1	125	2	45	2	13	0	16	1	-4	0	0		497	
11/10/18	SACRED HEART	54	254	3	32	11	126	1	36	11-16-0	126	1	36	5	161	0	76	1	0	0	0		380	
11/17/18	at Central Connecticut	41	111	3	23	23	277	2	56	23-34-1	277	2	56	5	99	0	32	1	1	0	1		388	
11/24/18	at Towson	51	282	3	48	6	144	1	71	6-19-0	144	1	71	3	32	0	16	0	0	0	0		426	
Duquesne		524	2236	27	52	177	2364	21	80	177-295-10	2364	21	80	44	941	0	76	10	47	1	44		4600	
		438	2048	15	71	188	2442	24	62	188-364-9	2442	24	62	47	722	0	44	22	112	0	32		4490	

Games: 12 • Avg/rush: 4.3 • Avg/catch: 13.4 • Pass effc: 144.03 • KR avg: 21.4 • PR avg: 4.7 • All purpose avg/game: 480.4 • Total offense avg/gm: 383.3

Date	Opponent	Tackles				Sacks		Fumble		Pass Defense				PAT Attempts		off			
		ua	a	total	tfl-yds	no	yds	ff	fr-yds	int-yds	qbh	brup	blkd kick	kick	rush	rcv	saf	t/o	pts
08/25/1	at Massachusetts	26	44	70	5.0-12	1	0-5	1	1-28	0-0	0	3	0	0-1	0	0	0	0	15
09/01/1	LOCK HAVEN	27	44	71	4.0-8	0	0-0	3	2-16	2-2	6	7	1	6-6	0	0	0	14	45
09/08/1	VALPARAISO	33	24	57	5.0-27	0	0-0	0	0-0	0-0	3	1	0	2-3	0	0	0	0	23
09/15/1	DAYTON	46	14	60	5.0-18	1	0-9	0	1-0	0-0	5	4	1	4-4	0	0	0	7	31
09/22/1	at Hawai'i	49	12	61	4.0-12	2	0-7	1	1-0	1-0	0	5	0	3-3	0	0	0	7	21
10/06/1	BRYANT	55	8	63	4.0-28	2	0-11	3	2-0	0-0	2	6	0	2-3	0	0	0	0	20
10/13/1	ROBERT MORRIS	46	16	62	5.0-22	2	0-16	1	1-0	2-7	1	6	0	6-6	0	0	0	10	48
10/20/1	at Saint Francis	43	11	54	6.0-20	1	0-7	0	0-0	1-35	0	11	0	3-3	0	0	0	3	27
11/02/1	at Wagner	28	38	66	10.0-45	2	0-10	0	0-0	1-68	6	9	1	5-7	0	0	0	7	47
11/10/1	SACRED HEART	43	16	59	9.0-22	0	0-0	0	0-2	0-0	3	3	0	4-4	0	0	0	0	28
11/17/1	at Central Connecticut	25	36	61	4.0-6	0	0-0	0	0-0	2-69	0	2	0	5-5	0	0	0	14	38
11/24/1	at Towson	39	32	71	7.0-26	4	0-20	1	1-0	0-0	2	9	0	4-4	0	0	0	0	31
Duquesne		460	295	755	68.0-246	19	0-111	10	9-42	9-177	28	66	3	44-49	0	0	0	62	374
		498	332	830	84.0-298	27	0-157	18	12-46	10-88	19	37	2	39-41	0	0	0	65	312

Date	Opponent	Punting								Field Goals				Kickoffs				
		no.	yds	avg	long	blkd	tb	fc	50+	i20	md-att	long	blkd	no.	yds	avg	tb	ob
08/25/1	at Massachusetts	8	308	38.5	49	0	0	4	0	3	1-1	32	0	4	216	54.0	0	0
09/01/1	LOCK HAVEN	3	123	41.0	45	0	0	0	0	3	1-1	29	0	8	448	56.0	2	1
09/08/1	VALPARAISO	3	113	37.7	49	0	0	1	0	0	1-1	38	0	5	302	60.4	3	0
09/15/1	DAYTON	3	119	39.7	41	0	0	0	0	1	1-1	39	0	5	288	57.6	0	1
09/22/1	at Hawai'i	7	262	37.4	42	0	0	2	0	4	0-0	0	0	3	182	60.7	2	0
10/06/1	BRYANT	7	299	42.7	58	0	0	1	1	1	0-0	0	0	4	229	57.2	1	0
10/13/1	ROBERT MORRIS	3	115	38.3	46	0	1	0	0	0	2-2	31	0	9	424	47.1	0	0
10/20/1	at Saint Francis	6	256	42.7	52	0	1	0	1	2	2-2	33	0	6	287	47.8	0	0
11/02/1	at Wagner	3	121	40.3	43	0	0	1	0	0	0-0	0	0	8	398	49.8	1	1
11/10/1	SACRED HEART	3	121	40.3	46	0	0	1	0	0	0-1	0	0	5	108	21.6	0	0
11/17/1	at Central Connecticut	5	197	39.4	47	0	0	2	0	1	1-1	23	0	7	391	55.9	0	2
11/24/1	at Towson	8	327	40.9	50	0	2	2	1	1	1-1	32	0	5	254	50.8	0	0
Duquesne		59	2361	40.0	58	0	4	14	3	16	10-11	39	0	69	3527	51.1	9	5
		57	2284	40.1	62	0	4	12	9	17	7-10	42	1	59	3279	55.6	8	5



OPPONENT STATISTICS

		Rushing				Receiving				Passing				Kick Returns				Punt Returns				tot		
Date	Opponent	no.	yds	td	lg	no.	yds	td	lg	cmp	att	int	yds	td	lg	no.	yds	td	lg	no.	yds	td	lg	off
08/25/18	at Massachusetts	39	282	4	66	19	290	4	60	19-28-0	290	4	60	3	53	0	34	2	2	0	3	572		
09/01/18	LOCK HAVEN	33	114	0	19	11	81	0	23	11-29-2	81	0	23	5	93	0	23	1	15	0	15	195		
09/08/18	VALPARAISO	32	96	2	16	15	229	1	58	15-26-0	229	1	58	2	39	0	20	2	6	0	5	325		
09/15/18	DAYTON	39	214	3	46	17	229	1	34	17-28-0	229	1	34	4	118	0	44	2	29	0	32	443		
09/22/18	at Hawai'i	37	257	1	27	24	273	5	32	24-40-1	273	5	32	0	0	0	0	2	24	0	21	530		
10/06/18	BRYANT	45	101	0	24	16	197	2	51	16-27-0	197	2	51	3	67	0	27	4	8	0	4	298		
10/13/18	ROBERT MORRIS	32	156	0	32	20	267	3	55	20-32-2	267	3	55	5	75	0	28	1	-1	0	0	423		
10/20/18	at Saint Francis	28	70	0	17	19	243	2	56	19-38-1	243	2	56	6	80	0	30	2	24	0	27	313		
11/02/18	at Wagner	30	55	1	15	20	250	2	47	20-43-1	250	2	47	4	68	0	24	1	-2	0	0	305		
11/10/18	SACRED HEART	47	341	3	71	4	37	0	16	4-12-0	37	0	16	5	-43	0	29	1	-5	0	0	378		
11/17/18	at Central Connecticut	29	132	1	24	13	219	3	62	13-28-2	219	3	62	5	101	0	33	3	13	0	15	351		
11/24/18	at Towson	47	230	0	21	10	127	1	34	10-33-0	127	1	34	5	71	0	24	1	-1	0	0	357		
Opponents		438	2048	15	71	188	2442	24	62	188-364-9	2442	24	62	47	722	0	44	22	112	0	32	4490		
		524	2236	27	52	177	2364	21	80	177-295-10	2364	21	80	44	941	0	76	10	47	1	44	4600		

Games: 12 • Avg/rush: 4.7 • Avg/catch: 13.0 • Pass effic: 124.82 • KR avg: 15.4 • PR avg: 5.1 • All purpose avg/game: 451.0 • Total offense avg/gm: 374.2

		Tackles				Sacks	Fumble		Pass Defense			blkd	PAT Attempts				off		
Date	Opponent	ua	a	total	tfl-yds	no-yds	ff	fr-yds	int-yds	qbh	brup	kick	kick	rush	rcv	saf	t/o	pts	
08/25/1	at Massachusetts	36	38	74	6.0-20	0.0-0	1	1-0	3-60	0	5	0	9-9	0	0	0	28	63	
09/01/1	LOCK HAVEN	48	28	76	7.0-31	1.0-11	1	1-0	0-0	0	3	0	0-0	0	0	0	0	0	
09/08/1	VALPARAISO	48	24	72	3.0-7	1.0-4	0	0-0	1-0	0	2	0	3-3	0	0	0	0	21	
09/15/1	DAYTON	38	26	64	5.0-24	2.0-13	0	0-0	1-0	3	1	0	2-3	0	0	0	0	26	
09/22/1	at Hawai'i	31	24	55	9.0-30	3.0-22	0	0-0	1-13	1	3	0	6-6	0	0	0	7	42	
10/06/1	BRYANT	41	14	55	11.0-33	5.0-23	3	3-46	1-10	4	3	1	3-3	0	0	0	7	21	
10/13/1	ROBERT MORRIS	46	20	66	2.0-9	2.0-9	0	1-0	0-0	1	2	0	3-3	0	0	0	7	24	
10/20/1	at Saint Francis	45	22	67	9.0-30	3.0-18	3	1-0	1-0	0	5	0	2-2	0	0	0	3	20	
11/02/1	at Wagner	38	38	76	11.0-31	3.0-13	2	1-0	1-5	2	2	1	3-4	0	0	0	6	30	
11/10/1	SACRED HEART	53	14	67	8.0-36	2.0-15	3	2-0	0-0	3	1	0	3-3	0	0	0	0	24	
11/17/1	at Central Connecticut	41	46	87	9.0-30	3.0-17	4	1-0	1-0	0	5	0	4-4	0	0	0	7	31	
11/24/1	at Towson	33	38	71	4.0-17	2.0-12	1	1-0	0-0	5	5	0	1-1	0	0	0	0	10	
Opponents		498	332	830	84.0-298	27.0-157	18	12-46	10-88	19	37	2	39-41	0	0	0	65	312	
		460	295	755	68.0-246	19.0-111	10	9-42	9-177	28	66	3	44-49	0	0	0	62	374	

Date	Opponent	Punting									Field Goals			Kickoffs				
		no.	yds	avg	long	blkd	tb	fc	50+	i20	md-att	long	blkd	no.	yds	avg	tb	ob
08/25/18	at Massachusetts	3	115	38.3	50	0	0	0	1	0	0-0	0	0	10	603	60.3	2	0
09/01/18	LOCK HAVEN	7	224	32.0	39	0	0	1	0	1	0-1	0	1	1	52	52.0	0	0
09/08/18	VALPARAISO	4	162	40.5	45	0	0	1	0	0	0-0	0	0	4	217	54.2	0	0
09/15/18	DAYTON	2	80	40.0	46	0	0	0	0	2	0-1	0	0	5	320	64.0	3	0
09/22/18	at Hawai'i	2	91	45.5	50	0	0	0	1	0	0-0	0	0	7	421	60.1	1	0
10/06/18	BRYANT	6	253	42.2	56	0	0	3	1	1	0-0	0	0	4	243	60.8	1	2
10/13/18	ROBERT MORRIS	3	112	37.3	46	0	0	3	0	1	1-1	29	0	4	216	54.0	0	0
10/20/18	at Saint Francis	7	282	40.3	52	0	0	2	1	1	2-2	42	0	5	258	51.6	0	1
11/02/18	at Wagner	5	240	48.0	62	0	0	0	2	2	1-1	35	0	5	213	42.6	0	2
11/10/18	SACRED HEART	6	227	37.8	50	0	2	1	1	3	1-1	24	0	5	232	46.4	0	0
11/17/18	at Central Connecticut	6	245	40.8	47	0	1	1	0	3	1-1	35	0	6	329	54.8	1	0
11/24/18	at Towson	6	253	42.2	55	0	1	0	2	3	1-2	26	0	3	175	58.3	0	0
Opponents		57	2284	40.1	62	0	4	12	9	17	7-10	42	1	59	3279	55.6	8	5
		59	2361	40.0	58	0	4	14	3	16	10-11	39	0	69	3527	51.1	9	5



3rd-Down Conversions

Date	Opponent	Score	Overall	1st Qtr	2nd Qtr	3rd Qtr	4th Qtr	Overtime
08/25/18	at Massachusetts	L 15-63	7-18 38.9	0-5 0.0	1-4 25.0	4-5 80.0	2-4 50.0	
09/01/18	LOCK HAVEN	W 45-0	9-15 60.0	3-5 60.0	3-3 100.0	2-3 66.7	1-4 25.0	
09/08/18	VALPARAISO	W 23-21	9-15 60.0	2-3 66.7	4-6 66.7	0-2 0.0	3-4 75.0	
09/15/18	DAYTON	W 31-26	8-14 57.1	3-4 75.0	2-4 50.0	1-1 100.0	2-5 40.0	
09/22/18	at Hawai'i	L 21-42	4-14 28.6	1-4 25.0	0-2 0.0	1-4 25.0	2-4 50.0	
10/06/18	BRYANT	L 20-21	4-14 28.6	1-3 33.3	2-5 40.0	1-3 33.3	0-3 0.0	
10/13/18	ROBERT MORRIS	W 48-24	5-11 45.5	1-2 50.0	2-4 50.0	2-3 66.7	0-2 0.0	
10/20/18	at Saint Francis	W 27-20	6-17 35.3	0-4 0.0	1-5 20.0	3-4 75.0	2-4 50.0	
11/02/18	at Wagner	W 47-30	6-11 54.5	2-2 100.0	2-2 100.0	1-4 25.0	1-3 33.3	
11/10/18	SACRED HEART	W 28-24	5-11 45.5	2-3 66.7	1-3 33.3	0-1 0.0	2-4 50.0	
11/17/18	at Central Connecticut	W 38-31	11-18 61.1	1-3 33.3	2-4 50.0	5-5 100.0	3-6 50.0	
11/24/18	at Towson	W 31-10	5-14 35.7	0-3 0.0	1-4 25.0	2-3 66.7	2-4 50.0	
Duquesne			79-172 45.9	16-41 39.0	21-46 45.7	22-38 57.9	20-47 42.6	0-0 0.0
Opponents			53-158 33.5	12-35 34.3	14-45 31.1	16-38 42.1	11-40 27.5	0-0 0.0

4th-Down Conversions

Date	Opponent	Score	Overall	1st Qtr	2nd Qtr	3rd Qtr	4th Qtr	Overtime
08/25/18	at Massachusetts	L 15-63	1-1 100.0	0-0 0.0	1-1 100.0	0-0 0.0	0-0 0.0	
09/01/18	LOCK HAVEN	W 45-0	1-2 50.0	0-0 0.0	0-0 0.0	0-0 0.0	1-2 50.0	
09/08/18	VALPARAISO	W 23-21	0-1 0.0	0-0 0.0	0-0 0.0	0-0 0.0	0-1 0.0	
09/15/18	DAYTON	W 31-26	1-1 100.0	1-1 100.0	0-0 0.0	0-0 0.0	0-0 0.0	
09/22/18	at Hawai'i	L 21-42	1-1 100.0	1-1 100.0	0-0 0.0	0-0 0.0	0-0 0.0	
10/06/18	BRYANT	L 20-21	0-2 0.0	0-1 0.0	0-0 0.0	0-0 0.0	0-1 0.0	
10/13/18	ROBERT MORRIS	W 48-24	1-1 100.0	1-1 100.0	0-0 0.0	0-0 0.0	0-0 0.0	
10/20/18	at Saint Francis	W 27-20	0-1 0.0	0-1 0.0	0-0 0.0	0-0 0.0	0-0 0.0	
11/02/18	at Wagner	W 47-30	1-2 50.0	0-0 0.0	0-0 0.0	0-1 0.0	1-1 100.0	
11/10/18	SACRED HEART	W 28-24	1-2 50.0	0-0 0.0	0-0 0.0	1-1 100.0	0-1 0.0	
11/17/18	at Central Connecticut	W 38-31	1-1 100.0	0-0 0.0	0-0 0.0	0-0 0.0	1-1 100.0	
11/24/18	at Towson	W 31-10	0-0 0.0	0-0 0.0	0-0 0.0	0-0 0.0	0-0 0.0	
Duquesne			8-15 53.3	3-5 60.0	1-1 100.0	1-2 50.0	3-7 42.9	0-0 0.0
Opponents			8-28 28.6	1-4 25.0	4-6 66.7	1-4 25.0	2-14 14.3	0-0 0.0

Time of Possession

Date	Opponent	Score	Overall	1st Qtr	2nd Qtr	3rd Qtr	4th Qtr	Overtime
08/25/18	at Massachusetts	L 15-63	33:20	9:18	7:09	8:42	8:11	
09/01/18	LOCK HAVEN	W 45-0	35:13	9:57	6:54	5:50	12:32	
09/08/18	VALPARAISO	W 23-21	32:03	6:47	9:47	6:36	8:53	
09/15/18	DAYTON	W 31-26	27:57	10:45	5:14	4:37	7:21	
09/22/18	at Hawai'i	L 21-42	26:29	6:20	5:03	8:03	7:03	
10/06/18	BRYANT	L 20-21	29:13	7:40	7:33	8:29	5:31	
10/13/18	ROBERT MORRIS	W 48-24	31:13	9:49	6:51	6:54	7:39	
10/20/18	at Saint Francis	W 27-20	28:43	7:18	6:11	7:55	7:19	
11/02/18	at Wagner	W 47-30	31:50	9:51	5:51	8:26	7:42	
11/10/18	SACRED HEART	W 28-24	32:45	7:53	8:19	7:37	8:56	
11/17/18	at Central Connecticut	W 38-31	34:29	6:38	9:36	9:01	9:14	
11/24/18	at Towson	W 31-10	30:25	7:09	4:15	9:20	9:41	
Duquesne			Total 373:40	99:25	82:43	91:30	100:02	0:00
			Avg. 31:08	8:17	6:53	7:37	8:20	0:00
Opponents			Total 346:20	80:35	97:17	88:30	79:58	0:00
			Avg. 28:51	6:42	8:06	7:22	6:39	0:00



Duquesne Inside Opponent Red-Zone

Date	Opponent	Score	Times	Times	Total	Rush		Pass	FGs	Failed to score inside RZ					
			In RZ	Scored	Pts	TDs	TDs	TDs	Made	FGA	Down	Int	Fumb	Half	Game
08/25/18	at Massachusetts	L 15-63	3	3	15	2	1	1	1	0	0	0	0	0	0
09/01/18	LOCK HAVEN	W 45-0	4	3	17	2	1	1	1	0	0	0	0	1	0
09/08/18	VALPARAISO	W 23-21	6	4	23	3	3	0	1	0	1	1	0	0	0
09/15/18	DAYTON	W 31-26	3	3	21	3	1	2	0	0	0	0	0	0	0
09/22/18	at Hawai'i	L 21-42	3	3	21	3	0	3	0	0	0	0	0	0	0
10/06/18	BRYANT	L 20-21	5	2	13	2	1	1	0	0	0	1	2	0	0
10/13/18	ROBERT MORRIS	W 48-24	6	5	27	3	3	0	2	0	0	0	1	0	0
10/20/18	at Saint Francis	W 27-20	3	3	13	1	0	1	2	0	0	0	0	0	0
11/02/18	at Wagner	W 47-30	7	5	34	5	3	2	0	0	1	0	1	0	0
11/10/18	SACRED HEART	W 28-24	4	2	14	2	2	0	0	1	0	0	1	0	0
11/17/18	at Central Connecticut	W 38-31	4	4	24	3	3	0	1	0	0	0	0	0	0
11/24/18	at Towson	W 31-10	3	3	17	2	2	0	1	0	0	0	0	0	0
Totals			51	40	239	31	20	11	9	1	2	2	5	1	0
40 of 51 (78.4%)															

Opponents Inside Duquesne Red-Zone

Date	Opponent	Score	Times	Times	Total	Rush		Pass	FGs	Failed to score inside RZ					
			In RZ	Scored	Pts	TDs	TDs	TDs	Made	FGA	Down	Int	Fumb	Half	Game
08/25/18	at Massachusetts	L 15-63	5	5	35	5	4	1	0	0	0	0	0	0	0
09/01/18	LOCK HAVEN	W 45-0	1	0	0	0	0	0	0	1	0	0	0	0	0
09/08/18	VALPARAISO	W 23-21	2	2	14	2	2	0	0	0	0	0	0	0	0
09/15/18	DAYTON	W 31-26	6	3	19	3	2	1	0	1	1	0	1	0	0
09/22/18	at Hawai'i	L 21-42	6	5	35	5	1	4	0	0	1	0	0	0	0
10/06/18	BRYANT	L 20-21	2	0	0	0	0	0	0	0	2	0	0	0	0
10/13/18	ROBERT MORRIS	W 48-24	5	4	24	3	0	3	1	0	1	0	0	0	0
10/20/18	at Saint Francis	W 27-20	3	3	13	1	0	1	2	0	0	0	0	0	0
11/02/18	at Wagner	W 47-30	5	4	24	3	1	2	1	0	1	0	0	0	0
11/10/18	SACRED HEART	W 28-24	3	3	17	2	2	0	1	0	0	0	0	0	0
11/17/18	at Central Connecticut	W 38-31	4	4	24	3	1	2	1	0	0	0	0	0	0
11/24/18	at Towson	W 31-10	4	1	3	0	0	0	1	1	1	0	1	0	0
Totals			46	34	208	27	13	14	7	3	7	0	2	0	0
34 of 46 (73.9%)															



DUQUESNE HIGHS

Rushes	54	vs Lock Haven (09/01/18)
	54	at Wagner (11/02/18)
	54	vs Sacred Heart (11/10/18)
Yards Rushing	372	at Wagner (11/02/18)
Yards Per Rush	6.9	at Wagner (11/02/18)
TD Rushes	5	vs Robert Morris (10/13/18)
Pass attempts	34	at Central Connecticut (11/17/18)
Pass completions	23	at Central Connecticut (11/17/18)
Yards Passing	333	vs Dayton (09/15/18)
Yards Per Pass	12.9	vs Lock Haven (09/01/18)
TD Passes	3	vs Lock Haven (09/01/18)
	3	vs Dayton (09/15/18)
	3	at Hawai'i (09/22/18)
Total Plays	75	at Central Connecticut (11/17/18)
Total Offense	513	vs Robert Morris (10/13/18)
Yards Per Play	7.2	vs Robert Morris (10/13/18)
Points	48	vs Robert Morris (10/13/18)
Sacks By	4	vs Valparaiso (09/08/18)
	4	at Towson (11/24/18)
First Downs	29	vs Robert Morris (10/13/18)
Penalties	9	at Towson (11/24/18)
Penalty Yards	83	at Hawai'i (09/22/18)
Turnovers	4	at Massachusetts (08/25/18)
	4	vs Bryant (10/06/18)
Interceptions By	2	vs Lock Haven (09/01/18)
	2	vs Robert Morris (10/13/18)
	2	at Central Connecticut (11/17/18)
Punts	8	at Massachusetts (08/25/18)
	8	at Towson (11/24/18)
Punting Avg	42.7	vs Bryant (10/06/18)
Long Punt	58	vs Bryant (10/06/18)
Punts inside 20	4	at Hawai'i (09/22/18)
Long Punt Return	44	vs Lock Haven (09/01/18)

DUQUESNE INDIVIDUAL HIGHS

Rushes	33	HINES, A.J. at Wagner (11/02/18)
Yards Rushing	232	HINES, A.J. at Wagner (11/02/18)
TD Rushes	3	HINES, A.J. vs Valparaiso (09/08/18)
	3	HINES, A.J. vs Robert Morris (10/13/18)
Long Rush	52	WORLEY, Daquan vs Robert Morris (10/13/18)
Pass attempts	33	PARR, Daniel vs Bryant (10/06/18)
	33	PARR, Daniel at Central Connecticut (11/17/18)
Pass completions	23	PARR, Daniel at Central Connecticut (11/17/18)
Yards Passing	333	PARR, Daniel vs Dayton (09/15/18)
TD Passes	3	PARR, Daniel vs Dayton (09/15/18)
	3	PARR, Daniel at Hawai'i (09/22/18)
Long Pass	80	PARR, Daniel vs Dayton (09/15/18)
Receptions	11	CRAWFORD, Nehari vs Dayton (09/15/18)
Yards Receiving	223	CRAWFORD, Nehari vs Dayton (09/15/18)
TD Receptions	2	CRAWFORD, Nehari vs Lock Haven (09/01/18)
	2	CRAWFORD, Nehari vs Dayton (09/15/18)
	2	ALLEN, Stew vs Bryant (10/06/18)
Long Reception	80	CRAWFORD, Nehari vs Dayton (09/15/18)
Field Goals	2	MACZURA, Mitch vs Robert Morris (10/13/18)
	2	MACZURA, Mitch at Saint Francis (10/20/18)
Long Field Goal	39	MACZURA, Mitch vs Dayton (09/15/18)
Punts	8	MACZURA, Mitch at Massachusetts (08/25/18)
	8	MACZURA, Mitch at Towson (11/24/18)
Punting Avg	42.7	MACZURA, Mitch vs Bryant (10/06/18)
Long Punt	58	MACZURA, Mitch vs Bryant (10/06/18)
Punts inside 20	4	MACZURA, Mitch at Hawai'i (09/22/18)
Long Punt Return	44	CRAWFORD, Nehari vs Lock Haven (09/01/18)
Long Kickoff Return	76	JORDAN, Jassir vs Sacred Heart (11/10/18)
Tackles	11	ZANOTTO, Brett at Hawai'i (09/22/18)
	11	DEMEDAL, Spencer vs Robert Morris (10/13/18)
	11	STANBACK, Brandon at Towson (11/24/18)
Sacks	1.5	BOOKER, Jalen vs Robert Morris (10/13/18)
Tackles For Loss	3.5	O'MALLEY, Mike at Wagner (11/02/18)
Interceptions	1	ISTACHE, Jonathant vs Lock Haven (09/01/18)
	1	WORLEY, Daquan vs Lock Haven (09/01/18)
	1	ISTACHE, Jonathant at Hawai'i (09/22/18)
	1	ISTACHE, Jonathant vs Robert Morris (10/13/18)
	1	JURKOVEC, Tom vs Robert Morris (10/13/18)
	1	CLAYTON JR., Harvey at Saint Francis (10/20/18)
	1	DEBRITO, Leandro at Wagner (11/02/18)
	1	ISTACHE, Jonathant at Central Connecticut (11/17/18)
	1	DEMEDAL, Spencer at Central Connecticut (11/17/18)

OPPONENT HIGHS

Rushes	47	vs Sacred Heart (11/10/18)
	47	at Towson (11/24/18)
Yards Rushing	341	vs Sacred Heart (11/10/18)
Yards Per Rush	7.3	vs Sacred Heart (11/10/18)
TD Rushes	4	at Massachusetts (08/25/18)
Pass attempts	43	at Wagner (11/02/18)
Pass completions	24	at Hawai'i (09/22/18)
Yards Passing	290	at Massachusetts (08/25/18)
Yards Per Pass	10.4	at Massachusetts (08/25/18)
TD Passes	5	at Hawai'i (09/22/18)
Total Plays	80	at Towson (11/24/18)
Total Offense	572	at Massachusetts (08/25/18)
Yards Per Play	8.5	at Massachusetts (08/25/18)
Points	63	at Massachusetts (08/25/18)
Sacks By	5	vs Bryant (10/06/18)
First Downs	34	at Hawai'i (09/22/18)
Penalties	10	vs Lock Haven (09/01/18)
Penalty Yards	95	at Hawai'i (09/22/18)
Turnovers	4	vs Lock Haven (09/01/18)
Interceptions By	3	at Massachusetts (08/25/18)
Punts	7	vs Lock Haven (09/01/18)
	7	at Saint Francis (10/20/18)
Punting Avg	48.0	at Wagner (11/02/18)
Long Punt	62	at Wagner (11/02/18)
Punts inside 20	3	vs Sacred Heart (11/10/18)
	3	at Central Connecticut (11/17/18)
	3	at Towson (11/24/18)
Long Punt Return	32	vs Dayton (09/15/18)

OPPONENT INDIVIDUAL HIGHS

Rushes	29	MEACHUM, Jordan, vs Sacred Heart (11/10/18)
Yards Rushing	174	MEACHUM, Jordan, vs Sacred Heart (11/10/18)
TD Rushes	2	CARTALES, vs Valparaiso (09/08/18)
Long Rush	71	CHESTNUT, J., vs Sacred Heart (11/10/18)
Pass attempts	43	LINTA, T.J., at Wagner (11/02/18)
Pass completions	24	MCDONALD, Cole, at Hawai'i (09/22/18)
Yards Passing	273	MCDONALD, Cole, at Hawai'i (09/22/18)
TD Passes	5	MCDONALD, Cole, at Hawai'i (09/22/18)
Long Pass	62	DOLEGALA, Jacob, at Central Connecticut (11/17/18)
Receptions	7	BYRD, Cedric, at Hawai'i (09/22/18)
	7	GONZALEZ, Matth, vs Robert Morris (10/13/18)
	7	HOLDER, CYRUS, at Saint Francis (10/20/18)
	7	FULSE, Ryan, at Wagner (11/02/18)
Yards Receiving	131	ISABELLA, Andy, at Massachusetts (08/25/18)
TD Receptions	2	ISABELLA, Andy, at Massachusetts (08/25/18)
	2	URSUA, John, at Hawai'i (09/22/18)
	2	GONZALEZ, Matth, vs Robert Morris (10/13/18)
	2	HOLDER, CYRUS, at Saint Francis (10/20/18)
	2	JAMES, Tyshaun, at Central Connecticut (11/17/18)
Long Reception	62	JAMES, Tyshaun, at Central Connecticut (11/17/18)
Field Goals	2	BOFENKAMP, Eric, at Saint Francis (10/20/18)
Long Field Goal	42	BOFENKAMP, Eric, at Saint Francis (10/20/18)
Punts	6	Austyn Carson, vs Lock Haven (09/01/18)
	6	ROWLEY, Gavin, vs Bryant (10/06/18)
	6	OLIVER, Ryan, at Saint Francis (10/20/18)
	6	GETTMAN, Noah, vs Sacred Heart (11/10/18)
	6	DESAUTELS, B., at Central Connecticut (11/17/18)
	6	Toomey, P., at Towson (11/24/18)
Punting Avg	48.0	SILVESTER, Eric, at Wagner (11/02/18)
Long Punt	62	SILVESTER, Eric, at Wagner (11/02/18)
Punts inside 20	3	GETTMAN, Noah, vs Sacred Heart (11/10/18)
	3	DESAUTELS, B., at Central Connecticut (11/17/18)
	3	Toomey, P., at Towson (11/24/18)
Long Punt Return	32	BUTZ, Kyle, vs Dayton (09/15/18)
Long Kickoff Return	44	CHISHOLM, Jake, vs Dayton (09/15/18)
Tackles	16	EXILHOMME, DJ, at Central Connecticut (11/17/18)
Sacks	3.0	WRIGHT, Tomas, vs Bryant (10/06/18)
Tackles For Loss	4.5	WRIGHT, Tomas, vs Bryant (10/06/18)
Interceptions	2	MCALLISTER, B., at Massachusetts (08/25/18)



Statistic	National Rank	Conference Rank	Value	National Leader	Value	Conference Leader	Value
3rd Down Conversion Pct (124 ranked)	15	1	0.459	Davidson	0.556	Duquesne	0.459
3rd Down Conversion Pct Defense (124 ranked)	29	3	0.335	Jacksonville St.	0.247	Saint Francis (PA)	0.299
4th Down Conversion Pct (124 ranked)	40	2	0.533	North Dakota St.	0.833	Sacred Heart	0.600
4th Down Conversion Pct Defense (124 ranked)	7	2	0.286	North Dakota St.	0.130	Saint Francis (PA)	0.200
Blocked Kicks (77 ranked)	53	4	2	Grambling	12	Bryant	10
Blocked Kicks Allowed (123 ranked)	40	3	2	12 teams tied	0	Saint Francis (PA) Robert Morris	1 1
Blocked Punts (27 ranked)				Holy Cross	6	Wagner Central Conn. St.	3 3
Blocked Punts Allowed (122 ranked)	1	1	0	53 teams tied	0	Saint Francis (PA) Duquesne	0 0
Completion Percentage (124 ranked)	39	2	0.600	Samford	0.702	Central Conn. St.	0.605
Defensive TDs (32 ranked)				Stony Brook	6	Wagner Sacred Heart	3 3
Fewest Penalties (124 ranked)	74	6	74	Princeton	39	Bryant	58
Fewest Penalties Per Game (124 ranked)	54	4	6.17	Elon	3.73	Bryant	5.27
Fewest Penalty Yards (124 ranked)	63	4	640	Elon	330	Robert Morris	585
Fewest Penalty Yards Per Game (124 ranked)	42	2	53.33	Elon	30.00	Robert Morris	53.18
First Downs Defense (124 ranked)	84	6	236	Colgate	132	Saint Francis (PA)	180
First Downs Offense (124 ranked)	42	2	232	Towson	309	Bryant	244
Fumbles Lost (121 ranked)	105	6	12	5 teams tied	1	Sacred Heart	5
Fumbles Recovered (124 ranked)	37	5	9	Central Ark.	17	Wagner	12
Kickoff Return Defense (124 ranked)	5	1	15.36	UT Martin	13.79	Duquesne	15.36
Kickoff Returns (124 ranked)	43	2	21.39	Kennesaw St.	38.71	Bryant	24.12
Net Punting (124 ranked)	38	2	36.76	Mercer	40.58	Saint Francis (PA)	37.83
Passes Had Intercepted (124 ranked)	55	4	10	Cal Poly	0	Saint Francis (PA) Central Conn. St.	6 6
Passes Intercepted (124 ranked)	68	1	9	Southeast Mo. St.	23	Saint Francis (PA) Wagner Duquesne	9 9 9
Passing Offense (124 ranked)	77	6	197.0	Samford	392.7	Bryant	254.0
Passing Yards Allowed (124 ranked)	43	3	203.5	Campbell	122.5	Sacred Heart	148.8
Passing Yards per Completion (124 ranked)	36	1	13.36	Davidson	17.69	Duquesne	13.36
Punt Return Defense (124 ranked)	21	1	5.09	Davidson	0.75	Duquesne	5.09
Punt Returns (124 ranked)	101	6	4.70	Norfolk St.	25.67	Saint Francis (PA)	12.00
Red Zone Defense (124 ranked)	18	2	0.739	North Dakota St.	0.450	Sacred Heart	0.686
Red Zone Offense (124 ranked)	80	6	0.784	Fordham	0.952	Sacred Heart	0.857
Rushing Defense (124 ranked)	58	3	169.7	N.C. A&T	72.6	Saint Francis (PA)	119.7
Rushing Offense (124 ranked)	45	3	186.3	Davidson	442.9	Sacred Heart	241.1
Sacks Allowed (124 ranked)	82	7	2.25	Kennesaw St. Davidson	0.27 0.27	Central Conn. St.	0.73
Scoring Defense (124 ranked)	44	4	26.0	Colgate	5.7	Saint Francis (PA)	20.2
Scoring Offense (124 ranked)	33	3	31.2	Kennesaw St.	48.6	Central Conn. St.	33.8
Tackles for Loss Allowed (124 ranked)	86	7	7.00	Davidson Central Conn. St.	3.27 3.27	Central Conn. St.	3.27
Team Passing Efficiency (124 ranked)	21	1	144.03	South Dakota St.	176.81	Duquesne	144.03
Team Passing Efficiency Defense (124 ranked)	57	4	124.82	Colgate	82.02	Sacred Heart	112.41
Team Sacks (124 ranked)	88	6	1.58	Alcorn	4.09	Bryant Saint Francis (PA)	2.73 2.73
Team Tackles for Loss (124 ranked)	86	6	5.7	Alcorn	9.2	Saint Francis (PA)	8.5
Time of Possession (124 ranked)	36	2	31:08	Cal Poly	34:48	Saint Francis (PA)	31:35
Total Defense (124 ranked)	54	4	373.2	Colgate	201.7	Saint Francis (PA)	290.3
Total Offense (124 ranked)	61	4	383.3	Davidson	561.9	Central Conn. St.	432.3
Turnover Margin (124 ranked)	85	5	-0.33	Southeast Mo. St.	2.25	Saint Francis (PA)	0.27
Turnovers Gained (123 ranked)	58	3	18	Southeast Mo. St.	35	Wagner	21
Turnovers Lost (124 ranked)	87	4	22	Indiana St. Princeton	6 6	Sacred Heart	13
Winning Percentage (119 ranked)	12	1	0.750	North Dakota St.	1.000	Duquesne	0.750



Statistic	Player	National Rank	Conference Rank	Value	National Leader	Value	Conference Leader	Value
All Purpose (200 ranked)	A.J. Hines Nehari Crawford	6 57	2 7	157.73 109.92	Ryan Fulse, Wagner	184.09	Ryan Fulse, Wagner	184.09
Blocked Kicks (11 ranked)					Rodney Jackson, Grambling	5	Kevin Lazo, Bryant	3
Combined Kick Returns (197 ranked)	Jassir Jordan Nehari Crawford Daquan Worley	88 128 168	8 10 12	308 233 176	Ahmere Dorsey, Rhode Island	1,085	Nick Rinella, Saint Francis (PA)	825
Completion Percentage (97 ranked)	Daniel Parr	31	2	0.606	Devlin Hodges, Samford	0.705	Jacob Dolegela, Central Conn. St.	0.610
Completions Per Game (149 ranked)	Daniel Parr Brett Brumbaugh	55 142	4 10	14.50 0.30	Devlin Hodges, Samford	35.27	Price Wilson, Bryant	20.80
Field Goal Percentage (79 ranked)					Roldan Alcobendas, Eastern Wash.	1.000	Eric Silvester, Wagner	0.769
Field Goals Per Game (136 ranked)	Mitch MacZura	61	3	0.75	Aidan O'Neill, Towson	1.83	Eric Bofenkamp, Saint Francis (PA)	1.09
Forced Fumbles (40 ranked)					Da'Jon Lee, Saint Francis (PA)	0.55	Da'Jon Lee, Saint Francis (PA)	0.55
Fumbles Recovered (25 ranked)	Spencer DeMedal Brandon Stanback	25 25	3 3	2 2	4 players tied	4	Ben Bruni, Saint Francis (PA)	4
Interceptions Per Game (126 ranked)	Jonathant Istache	43	1	0.3	Isiah Swann, Dartmouth	0.9	Jonathant Istache, Duquesne	0.3
Kickoff Return TDs (11 ranked)					Jean Constant, Bryant Malik Wilson, N.C. A&T Jimmie Robinson, Bethune-Cookman	3 3 3	Jean Constant, Bryant	3
Kickoff Returns (96 ranked)					Jean Constant, Bryant	39.1	Jean Constant, Bryant	39.1
Passes Defended (44 ranked)	Jonathant Istache	5	1	1.5	Dominic Frasch, Cal Poly	1.9	Jonathant Istache, Duquesne	1.5
Passing Efficiency (97 ranked)	Daniel Parr	18	2	144.3	Anthony Lawrence, San Diego	171.7	Jacob Dolegela, Central Conn. St.	145.5
Passing TDs (143 ranked)	Daniel Parr	22	2	20	Anthony Lawrence, San Diego	39	Bear Fenimore, Saint Francis (PA)	22
Passing Yards (150 ranked)	Daniel Parr Brett Brumbaugh	34 137	2 10	2,287 77	Devlin Hodges, Samford	4,283	Price Wilson, Bryant	2,374
Passing Yards Per Game (150 ranked)	Daniel Parr Brett Brumbaugh	47 138	4 10	190.6 7.7	Devlin Hodges, Samford	389.4	Price Wilson, Bryant	237.4
Passing Yards per Completion (97 ranked)	Daniel Parr	30	5	13.14	Caylin Newton, Howard	16.85	Kevin Duke, Sacred Heart	14.47
Points Responsible For (185 ranked)	Daniel Parr A.J. Hines Nehari Crawford Mitch MacZura	21 68 156 167	1 7 11 13	156 102 72 71	Anthony Lawrence, San Diego	260	Daniel Parr, Duquesne	156
Points Responsible For Per Game (148 ranked)	Daniel Parr A.J. Hines	35 75	2 8	13.0 9.3	Devlin Hodges, Samford	21.8	Bear Fenimore, Saint Francis (PA)	13.8
Punt Return TDs (5 ranked)	Nehari Crawford	5	2	1	D'Angelo Amos, James Madison	3	Nick Rinella, Saint Francis (PA)	2
Punt Returns (51 ranked)					D'Angelo Amos, James Madison	23.0	Nick Rinella, Saint Francis (PA)	12.3
Punting (103 ranked)	Mitch MacZura	52	2	40.2	Chris Faddoul, Florida A&M	46.8	Andrew Zecca, Saint Francis (PA)	42.0
Receiving TDs (130 ranked)	Nehari Crawford Stew Allen	16 87	2 7	10 5	Josh Pearson, Jacksonville St.	17	Matthew Gonzalez, Robert Morris	12
Receiving Yards (148 ranked)	Nehari Crawford	20	1	1,017	Michael Bandy, San Diego	1,698	Nehari Crawford, Duquesne	1,017
Receiving Yards Per Game (200 ranked)	Nehari Crawford Kellon Taylor	27 195	1 9	84.8 39.9	Donald Parham, Stetson	146.6	Nehari Crawford, Duquesne	84.8
Receptions Per Game (194 ranked)	Nehari Crawford Kellon Taylor	27 172	1 7	5.6 3.3	Donald Parham, Stetson	9.4	Nehari Crawford, Duquesne	5.6
Rush Yards Per Carry (147 ranked)	A.J. Hines	35	5	5.86	Kentel Williams, Austin Peay	7.99	Aaron Dawson, Central Conn. St.	7.34
Rushing TDs (143 ranked)	A.J. Hines Daniel Parr	5 108	1 9	15 6	Chandler Burks, Kennesaw St.	29	A.J. Hines, Duquesne	15
Rushing Yards (199 ranked)	A.J. Hines	3	2	1,499	Joe Protheroe, Cal Poly	1,810	Ryan Fulse, Wagner	1,784
Rushing Yards Per Game (200 ranked)	A.J. Hines	4	2	136.3	Joe Protheroe, Cal Poly	164.5	Ryan Fulse, Wagner	162.2
Sacks (198 ranked)	Jalen Booker	158	11	0.38	Adrian Hope, Furman	1.50	Cameron Gill, Wagner	1.23
Scoring (200 ranked)	A.J. Hines Nehari Crawford Mitch MacZura	8 97 119	1 6 10	9.3 6.0 5.9	Chandler Burks, Kennesaw St.	15.8	A.J. Hines, Duquesne	9.3
Solo Tackles (42 ranked)					Jonas Griffith, Indiana St.	7.4	Thomas Costigan, Bryant	6.3
Tackles For Loss (101 ranked)					Pete Swenson, Western Ill.	2.2	Cameron Gill, Wagner	2.2
Total Offense (200 ranked)	Daniel Parr A.J. Hines	55 99	4 9	199.6 136.3	Devlin Hodges, Samford	417.8	Price Wilson, Bryant	233.5
Total Points Scored (0 ranked)								
Total Tackles (200 ranked)	Brett Zantotto	148	7	7.1	Dante Olson, Montana	13.7	Adam Wollet, Robert Morris	10.1
Total Touchdowns (139 ranked)	A.J. Hines Nehari Crawford	4 36	1 4	17 12	Chandler Burks, Kennesaw St.	29	A.J. Hines, Duquesne	17
Yards per Pass Attempt (97 ranked)	Daniel Parr	20	2	7.97	Easton Stick, North Dakota St.	9.69	Jacob Dolegela, Central Conn. St.	8.26
Yards per Reception (200 ranked)	Nehari Crawford Kellon Taylor	95 198	5 11	15.18 12.28	Jequez Ezzard, Howard	26.60	Courtney Rush, Central Conn. St.	21.00



Date	Opponent		Score	Att.
09/01/18	LOCK HAVEN	W	45-0	1830
09/08/18	VALPARAISO	W	23-21	943
09/15/18	DAYTON	W	31-26	1534
* 10/06/18	BRYANT	L	20-21	2145
* 10/13/18	ROBERT MORRIS	W	48-24	2046
* 10/20/18	at Saint Francis	W	27-20	1532
* 11/02/18	at Wagner	W	47-30	1942
* 11/10/18	SACRED HEART	W	28-24	1304
* 11/17/18	at Central Connecticut	W	38-31	3617
11/24/18	at #16 Towson	W	31-10	2158

Rushing	gp	att	gain	loss	net	avg	td	lg	avg/g
HINES, A.J.	10	247	1478	36	1442	5.8	15	38	144.2
WORLEY, Daquan	10	34	301	9	292	8.6	4	52	29.2
CUNNINGHAM, Ky'ren	3	30	115	12	103	3.4	0	11	34.3
PARR, Daniel	10	72	256	172	84	1.2	5	22	8.4
D'ORAZIO, Lucas	10	17	80	1	79	4.6	1	20	7.9
CRAWFORD, Nehari	10	6	60	0	60	10.0	1	37	6.0
FULMORE, P.J.	6	22	53	7	46	2.1	0	11	7.7
CARTWRIGHT, KJ	1	11	33	0	33	3.0	0	7	33.0
BROWN, Marquis	1	3	7	0	7	2.3	0	4	7.0
THIEMAN, Dominic	2	1	5	0	5	5.0	0	5	2.5
SMITH, Alex	1	1	4	0	4	4.0	0	4	4.0
GASKINS, Devin	3	1	2	0	2	2.0	0	2	0.7
Total	10	461	2386	304	2082	4.5	26	52	208.2
Opponents	10	362	1773	264	1509	4.2	10	71	150.9

Passing	gp	effic	comp-att-int	pct	yds	td	lg	avg/g
PARR, Daniel	10	153.03	145-234-6	62.0	2051	16	80	205.1
BRUMBAUGH, Brett	8	233.30	2-4-0	50.0	48	1	36	6.0
CRAWFORD, Nehari	10	0.00	0-1-0	0.0	0	0	0	0.0
Total	10	153.73	147-239-6	61.5	2099	17	80	209.9
Opponents	10	113.63	145-296-8	49.0	1879	15	62	187.9

Receiving	gp	no.	yds	avg	td	lg	avg/g
CRAWFORD, Nehari	10	57	929	16.3	8	80	92.9
TAYLOR, Kellon	10	32	388	12.1	1	57	38.8
COLES JR., Kareem	10	22	235	10.7	0	39	23.5
HINES, A.J.	10	13	236	18.2	2	71	23.6
CAIN, Aidan	9	9	132	14.7	1	25	14.7
ALLEN, Stew	10	6	67	11.2	5	37	6.7
THIEMAN, Dominic	2	3	94	31.3	0	62	47.0
FULMORE, P.J.	6	3	5	1.7	0	8	0.8
DIXON, Jake	10	1	8	8.0	0	8	0.8
CUNNINGHAM, Ky'ren	3	1	5	5.0	0	5	1.7
Total	10	147	2099	14.3	17	80	209.9
Opponents	10	145	1879	13.0	15	62	187.9

Field Goals	fg	pct.	01-19	20-29	30-39	40-49	50-99	lg	blk
DOMIT, John	1-1	100.0	0-0	1-1	0-0	0-0	0-0	29	0
MACZURA, Mitch	8-9	88.9	1-1	1-1	6-6	0-1	0-0	39	0

Scoring	td	fg	kick	rush	rcv	pass	dxp	saf	pts
HINES, A.J.	17	-	-	-	-	-	-	-	102
MACZURA, Mitch	-	8-9	41-45	-	-	-	-	-	65
CRAWFORD, Nehari	10	-	-	-	-	-	-	-	60
ALLEN, Stew	5	-	-	-	-	-	-	-	30
PARR, Daniel	5	-	-	-	-	-	-	-	30
WORLEY, Daquan	4	-	-	-	-	-	-	-	24
CAIN, Aidan	1	-	-	-	-	-	-	-	6
D'ORAZIO, Lucas	1	-	-	-	-	-	-	-	6
DEBRITO, Leandro	1	-	-	-	-	-	-	-	6
TAYLOR, Kellon	1	-	-	-	-	-	-	-	6
DOMIT, John	-	1-1	-	-	-	-	-	-	3
Total	45	9-10	41-45	-	-	-	-	-	338
Opponents	27	7-10	24-26	-	-	0-1	-	-	207

Score by Quarters	1st	2nd	3rd	4th	OT	Total
Duquesne	77	112	75	74	0	338
Opponents	57	68	44	38	0	207

Record:	Overall	Home	Away	Neutral
All games	9-1	5-1	4-0	0-0
Conference	5-1	2-1	3-0	0-0
Non-Conference	4-0	3-0	1-0	0-0

Team Statistics	DUQ	OPP
FIRST DOWNS	208	178
Rushing	112	77
Passing	85	80
Penalty	11	21
RUSHING YARDAGE	2082	1509
Rushing Attempts	461	362
Average Per Rush	4.5	4.2
Average Per Game	208.2	150.9
TDs Rushing	26	10
PASSING YARDAGE	2099	1879
Comp-Att-Int	147-239-6	145-296-8
Average Per Pass	8.8	6.3
Average Per Catch	14.3	13.0
Average Per Game	209.9	187.9
TDs Passing	17	15
TOTAL OFFENSE	4181	3388
Average Per Play	6.0	5.1
Average Per Game	418.1	338.8
KICK RETURNS: #Yards	30-611	44-669
PUNT RETURNS: #Yards	7-49	18-86
INT RETURNS: #Yards	8-177	6-15
FUMBLES-LOST	25-11	17-7
PENALTIES-Yards	63-535	55-466
PUNTS-AVG	44-40.7	52-40.0
TIME OF POSSESSION/Game	31:23	28:37
3RD-DOWN Conversions	68/140	41/135
4TH-DOWN Conversions	6/13	6/24

Interceptions	no.	yds	avg	td	lg
ISTACHE, Jonathant	3	22	7.3	0	23
JURKOVEC, Tom	1	3	3.0	0	3
CLAYTON JR., Harvey	1	35	35.0	0	35
DEBRITO, Leandro	1	68	68.0	1	68
DEMEDAL, Spencer	1	46	46.0	0	46
WORLEY, Daquan	1	3	3.0	0	3

Punting	no.	yds	avg	lg	tb	fc	i20	50+	blk
MACZURA, Mitch	43	1761	41.0	58	4	8	9	3	0
BRENNAN, Connor	1	30	30.0	30	0	0	0	0	0

Punt Returns	no.	yds	avg	td	lg
CRAWFORD, Nehari	3	40	13.3	1	44
COLES JR., Kareem	2	8	4.0	0	9
JORDAN, Jassir	2	1	0.5	0	1
Total	7	49	7.0	1	44
Opponents	18	86	4.8	0	32

Kick Returns	no.	yds	avg	td	lg
JORDAN, Jassir	8	220	27.5	0	76
CRAWFORD, Nehari	7	143	20.4	0	26
WORLEY, Daquan	5	103	20.6	0	32
MELICK, Ricky	4	36	9.0	0	16
ADAMS, Isiah	4	86	21.5	0	34
FULMORE, P.J.	1	11	11.0	0	11
O'MALLEY, Bill	1	12	12.0	0	12
Total	30	611	20.4	0	76
Opponents	44	669	15.2	0	44

All Purpose	q	rush	rcv	pr	kr	ir	total	avg/g
HINES, A.J.	10	1442	236	0	0	0	1678	167.8
CRAWFORD, Ne	10	60	929	40	143	0	1172	117.2
WORLEY, Daqua	10	292	0	0	103	3	398	39.8
TAYLOR, Kellon	10	0	388	0	0	0	388	38.8
COLES JR., Kare	10	0	235	8	0	0	243	24.3
Total	10	2082	2099	49	611	177	5018	501.8
Opponents	10	1509	1879	86	669	15	4158	415.8



Date	Opponent	Score	Att.
* 10/06/18	BRYANT	L 20-21	2145
* 10/13/18	ROBERT MORRIS	W 48-24	2046
* 10/20/18	at Saint Francis	W 27-20	1532
* 11/02/18	at Wagner	W 47-30	1942
* 11/10/18	SACRED HEART	W 28-24	1304
* 11/17/18	at Central Connecticut	W 38-31	3617

Rushing	gp	att	gain	loss	net	avg	td	lg	avg/g
HINES, A.J.	6	169	1020	28	992	5.9	9	38	165.3
WORLEY, Daquan	6	26	228	9	219	8.4	3	52	36.5
CRAWFORD, Nehari	6	3	49	0	49	16.3	1	37	8.2
PARR, Daniel	6	49	170	124	46	0.9	4	22	7.7
FULMORE, P.J.	5	15	26	4	22	1.5	0	11	4.4
D'ORAZIO, Lucas	6	4	18	0	18	4.5	0	12	3.0
Total	6	273	1503	198	1305	4.8	17	52	217.5
Opponents	6	211	1034	179	855	4.1	5	71	142.5

Passing	gp	effic	comp-att-int	pct	yds	td	lg	avg/g
PARR, Daniel	6	143.19	91-148-4	61.5	1142	10	58	190.3
CRAWFORD, Nehari	6	0.00	0-1-0	0.0	0	0	0	0.0
Total	6	142.23	91-149-4	61.1	1142	10	58	190.3
Opponents	6	123.05	92-180-6	51.1	1213	12	62	202.2

Receiving	gp	no.	yds	avg	td	lg	avg/g
CRAWFORD, Nehari	6	31	435	14.0	4	56	72.5
TAYLOR, Kellon	6	23	260	11.3	1	36	43.3
COLES JR., Kareem	6	12	127	10.6	0	29	21.2
HINES, A.J.	6	9	144	16.0	1	58	24.0
CAIN, Aidan	5	8	110	13.8	1	25	22.0
ALLEN, Stew	6	4	53	13.2	3	37	8.8
FULMORE, P.J.	5	3	5	1.7	0	8	1.0
DIXON, Jake	6	1	8	8.0	0	8	1.3
Total	6	91	1142	12.5	10	58	190.3
Opponents	6	92	1213	13.2	12	62	202.2

Field Goals	fg	pct.	01-19	20-29	30-39	40-49	50-99	lg	blk
MACZURA, Mitch	5-6	83.3	1-1	1-1	3-3	0-1	0-0	33	0

Scoring	td	fg	kick	PAT rush	rcv	pass	dxp	saf	pts
HINES, A.J.	10	-	-	-	-	-	-	-	60
MACZURA, Mitch	-	5-6	25-28	-	-	-	-	-	40
CRAWFORD, Nehari	5	-	-	-	-	-	-	-	30
PARR, Daniel	4	-	-	-	-	-	-	-	24
WORLEY, Daquan	3	-	-	-	-	-	-	-	18
ALLEN, Stew	3	-	-	-	-	-	-	-	18
DEBRITO, Leandro	1	-	-	-	-	-	-	-	6
TAYLOR, Kellon	1	-	-	-	-	-	-	-	6
CAIN, Aidan	1	-	-	-	-	-	-	-	6
Total	28	5-6	25-28	-	-	-	-	-	208
Opponents	19	6-6	18-19	-	-	-	-	-	150

Score by Quarters	1st	2nd	3rd	4th	OT	Total
Duquesne	42	71	44	51	0	208
Opponents	44	44	38	24	0	150

Record:	Overall	Home	Away	Neutral
All games	5-1	2-1	3-0	0-0
Conference	5-1	2-1	3-0	0-0
Non-Conference	0-0	0-0	0-0	0-0

Team Statistics	DUQ	OPP
FIRST DOWNS	126	108
Rushing	67	43
Passing	54	51
Penalty	5	14
RUSHING YARDAGE	1305	855
Rushing Attempts	273	211
Average Per Rush	4.8	4.1
Average Per Game	217.5	142.5
TDs Rushing	17	5
PASSING YARDAGE	1142	1213
Comp-Att-Int	91-149-4	92-180-6
Average Per Pass	7.7	6.7
Average Per Catch	12.5	13.2
Average Per Game	190.3	202.2
TDs Passing	10	12
TOTAL OFFENSE	2447	2068
Average Per Play	5.8	5.3
Average Per Game	407.8	344.7
KICK RETURNS: #Yards	20-449	28-348
PUNT RETURNS: #Yards	5-6	12-37
INT RETURNS: #Yards	6-179	4-15
FUMBLES-LOST	20-9	9-3
PENALTIES-Yards	35-329	28-244
PUNTS-AVG	27-41.1	33-41.2
TIME OF POSSESSION/Game	31:22	28:38
3RD-DOWN Conversions	37/82	23/80
4TH-DOWN Conversions	4/9	2/12

Interceptions	no.	yds	avg	td	lg
ISTACHE, Jonathant	2	27	13.5	0	23
JURKOVEC, Tom	1	3	3.0	0	3
DEBRITO, Leandro	1	68	68.0	1	68
CLAYTON JR., Harvey	1	35	35.0	0	35
DEMEDAL, Spencer	1	46	46.0	0	46

Punting	no.	yds	avg	lg	tb	fc	i20	50+	blk
MACZURA, Mitch	26	1079	41.5	58	2	5	4	2	0
BRENNAN, Connor	1	30	30.0	30	0	0	0	0	0

Punt Returns	no.	yds	avg	td	lg
JORDAN, Jassir	2	1	0.5	0	1
CRAWFORD, Nehari	2	-4	-2.0	0	0
COLES JR., Kareem	1	9	9.0	0	9
Total	5	6	1.2	0	9
Opponents	12	37	3.1	0	27

Kick Returns	no.	yds	avg	td	lg
JORDAN, Jassir	5	188	37.6	0	76
ADAMS, Isiah	4	86	21.5	0	34
CRAWFORD, Nehari	4	77	19.2	0	21
MELICK, Ricky	4	36	9.0	0	16
WORLEY, Daquan	2	51	25.5	0	32
FULMORE, P.J.	1	11	11.0	0	11
Total	20	449	22.5	0	76
Opponents	28	348	12.4	0	33

All Purpose	g	rush	rcv	pr	kr	ir	total	avg/g
HINES, A.J.	6	992	144	0	0	0	1136	189.3
CRAWFORD, Ne	6	49	435	-4	77	0	557	92.8
WORLEY, Daqua	6	219	0	0	51	0	270	45.0
TAYLOR, Kellon	6	0	260	0	0	0	260	43.3
JORDAN, Jassir	6	0	0	1	188	0	189	31.5
Total	6	1305	1142	6	449	179	3081	513.5
Opponents	6	855	1213	37	348	15	2468	411.3

Total Offense	g	plays	rush	pass	total	avg/g
PARR, Daniel	6	197	46	1142	1188	198.0
HINES, A.J.	6	169	992	0	992	165.3
WORLEY, Daquan	6	26	219	0	219	36.5
CRAWFORD, Nehari	6	4	49	0	49	8.2
FULMORE, P.J.	5	15	22	0	22	4.4
Total	6	422	1305	1142	2447	407.8



#7 BRETT BRUMBAUGH

	COMP-ATT-INT	YDS	TD	LONG
at UMass	0-1-0	-	-	-
Lock Haven	2-4-0	48	1	36
Valparaiso	-	-	-	-
Dayton	-	-	-	-
at Hawaii	1-2-1	29	-	29
Bryant	-	-	-	-
Robert Morris	-	-	-	-
at Saint Francis	-	-	-	-
at Wagner	-	-	-	-
Sacred Heart	-	-	-	-
at CCSU	-	-	-	-
at Towson	-	-	-	-

BRUMBAUGH'S CAREER HIGHS

Completions	2, 2x - last vs Lock Haven
Attempts	4, 2x - last vs Lock Haven
Interceptions	1, at Hawaii
Yards	48, vs Lock Haven
Touchdowns	1, vs Lock Haven
Long	36, vs Lock Haven

BRUMBAUGH'S CAREER TOTALS

400+-Yard Games	0
300+-Yard Games	0
200+-Yard Games	0
Multiple TD Pass Games	0
All-Time Record as Starter	0-0

BRUMBAUGH RUSHING

	ATT-YDS-TD	LONG
at UMass	-	-
Lock Haven	-	-
Valparaiso	-	-
Dayton	-	-
at Hawaii	-	-
Bryant	-	-
Robert Morris	-	-
at Saint Francis	-	-
at Wagner	-	-
Sacred Heart	-	-
at CCSU	-	-
at Towson	-	-

CAREER HIGHS

Rush	2, vs. WVWC
Yards	0
Long	0
TD's	0
Career 100-Yard Games	0

#13 DANIEL PARR

	COMP-ATT-INT	YDS	TD	LONG
at UMass	16-29-3	123	1	34
Lock Haven	10-15-0	197	2	62
Valparaiso	17-25-1	235	-	57
Dayton	21-27-1	333	3	80
at Hawaii	13-24-0	113	3	20
Bryant	19-33-1	239	2	40
Robert Morris	17-23-0	192	1	43
at Saint Francis	17-28-1	183	2	58
at Wagner	9-15-1	125	2	45
Sacred Heart	11-16-1	126	1	36
at CCSU	23-33-1	277	2	56
at Towson	6-19-0	144	1	71

PARR'S CAREER HIGHS - *at FAU

Completions	23, at CCSU
Attempts	33 - 2x, last at CCSU
Interceptions	3, at UMass
Yards	333, vs Dayton
Touchdowns	3, 2x - last at Hawaii
Long	*95, vs Navy (So.)

PARR'S CAREER TOTALS

400+-Yard Games	0
300+-Yard Games	1
200+-Yard Games	4
Multiple TD Pass Games	8
All-Time Record as Starter	11-5

PARR RUSHING

	ATT-YDS-TD	LONG
at UMass	8-32-1	10
Lock Haven	4-9-0	15
Valparaiso	8-19-0	8
Dayton	5-8-0	6
at Hawaii	7- -8 -0	5
Bryant	8- -12 -0	4
Robert Morris	9-43-0	17
at Saint Francis	9-16-0	19
at Wagner	9-5-2	22
Sacred Heart	7-17-1	11
at CCSU	7- -23 -1	3
at Towson	6-2-1	15

CAREER HIGHS - *at FAU

Rush	*12, at Wisconsin (So.)
Yards	43, vs Robert Morris
Long	*21, vs Bethune-Cookman (So.)
TD's	2, 2x - last at Wagner
Career 100-Yard Games	0



BRUMBAUGH



PARR



#1 NEHARI CRAWFORD

	REC-YDS-TD	LNG
at UMass	5-59-1	34
Lock Haven	5-140-2	44
Valparaiso	6-85-0	23
Dayton	11-223-2	80
at Hawaii	5-29-1	16
Bryant	6-113-0	40
Robert Morris	4-61-1	43
at Saint Francis	4-41-1	18
at Wagner	4-87-1	45
Sacred Heart	3-9-0	9
at CCSU	10-124-1	56
at Towson	4-46-0	28

CAREER HIGHS

Rec	11, vs Dayton
Yds	223, vs Dayton
Long	80, vs Dayton
TDs	2, 9x - last vs. Dayton
Career 100-Yard Games	10

#15 KAREEM COLES JR.

	REC-YDS-TD	LNG
at UMass	4-23-0	8
Lock Haven	2-8-0	6
Valparaiso	5-56-0	29
Dayton	3-44-0	39
at Hawaii	2-17-0	10
Bryant	2-37-0	29
Robert Morris	4-30-0	12
at Saint Francis	1-14-0	14
at Wagner	-	-
Sacred Heart	-	-
at CCSU	5-46-0	15
at Towson	-	-

CAREER HIGHS

Rec	6, at Valparaiso (Jr.)
Yds	56, 2x - last vs Valpo
Long	32, at Jacksonville (So.)
TDs	2, vs WVWC (Jr.)
Career 100-Yard Games	0

#5 KELLON TAYLOR

	REC-YDS-TD	LNG
at UMass	3-25-0	10
Lock Haven	2-14-0	8
Valparaiso	3-70-0	57
Dayton	3-17-0	8
at Hawaii	4-66-1	29
Bryant	8-52-0	11
Robert Morris	2-13-0	8
at Saint Francis	3-36-0	21
at Wagner	1-22-0	22
Sacred Heart	5-86-1	36
at CCSU	4-51-0	27
at Towson	1-27-0	27

CAREER HIGHS

Rec	8, vs Bryant
Yds	86, vs Sacred Heart
Long	57, vs Valpo
TDs	1, 6x - last vs Sacred Heart
Career 100-Yard Games	0

#86 AIDAN CAIN

	REC-YDS-TD	LNG
at UMass	1-5-0	5
Lock Haven	-	-
Valparaiso	-	-
Dayton	-	-
at Hawaii	1-20-1	20
Bryant	-	-
Robert Morris	4-44-0	25
at Saint Francis	-	-
at Wagner	-	-
Sacred Heart	2-25-0	19
at CCSU	2-41-1	23
at Towson	-	-

CAREER HIGHS

Rec	4, vs Robert Morris
Yds	44, vs Robert Morris
Long	25, vs Robert Morris
TDs	1, 2x - last at CCSU
Career 100-Yard Games	0

#6 DOMINIC THIEMAN

	REC-YDS-TD	LNG
at UMass	-	-
Lock Haven	2-74-0	62
Valparaiso	1-20-0	20
Dayton	-	-
at Hawaii	-	-
Bryant	-	-
Robert Morris	-	-
at Saint Francis	-	-
at Wagner	-	-
Sacred Heart	-	-
at CCSU	-	-
at Towson	-	-

CAREER HIGHS - *at Illinois

Rec	*4, vs. Minnesota (So.)
Yds	74, vs. Lock Haven
Long	62, vs. Lock Haven
TDs	0
Career 100-Yard Games	0

#89 STEW ALLEN

	REC-YDS-TD	LNG
at UMass	-	-
Lock Haven	1-9-1	9
Valparaiso	-	-
Dayton	1-5-1	5
at Hawaii	-	-
Bryant	2-38-2	37
Robert Morris	-	-
at Saint Francis	-	-
at Wagner	1-9-1	9
Sacred Heart	1-6-0	6
at CCSU	-	-
at Towson	-	-

CAREER HIGHS

Rec	2, vs Bryant
Yds	38, vs Bryant
Long	37, vs Bryant
TDs	2, vs Bryant
Career 100-Yard Games	0



CRAWFORD



TAYLOR



#3 P.J. FULMORE

	Rushing		Receiving	
	ATT-YDS-TD	LONG	REC-YDS-TD	LONG
at UMass	6-5-0	5	3-11-0	5
Lock Haven	-	-	-	-
Valparaiso	-	-	-	-
Dayton	-	-	-	-
at Hawaii	5-9-0	4	1-1-0	1
Bryant	6-3-0	2	-	-
Robert Morris	-	-	-	-
at Saint Francis	4-5-0	2	1-1-0	1
at Wagner	3-13-0	11	2-4-0	8
Sacred Heart	1-1-0	1	-	-
at CCSU	1-3-0	3	-	-
at Towson	7-24-0	7	-	-

CAREER HIGHS

Rush/Rec.	21, at Dayton (Jr.)	4, vs Bucknell (So.)
Yards	128, vs. KCU (Fr.)	31, vs Bucknell (So.)
Long	27, at Bucknell (Fr.)	28, vs Bryant (So.)
TD's	1, 4x - last vs. St. Francis (Jr.)	0
Career 100-Yard Games	1	0

#29 LUCAS D'ORAZIO

	Rushing		Receiving	
	ATT-YDS-TD	LONG	REC-YDS-TD	LONG
at UMass	-	-	-	-
Lock Haven	12-57-1	20	-	-
Valparaiso	-	-	-	-
Dayton	1-4-0	4	-	-
at Hawaii	8-12-0	4	1-9-0	9
Bryant	-	-	-	-
Robert Morris	4-18-0	12	-	-
at Saint Francis	-	-	-	-
at Wagner	-	-	-	-
Sacred Heart	-	-	-	-
at CCSU	-	-	-	-
at Towson	-	-	-	-

CAREER HIGHS

Rush/Rec.	12, vs. Lock Haven	1, at Hawaii
Yards	57, vs. Lock Haven	9, at Hawaii
Long	20, vs. Lock Haven	9, at Hawaii
TD's	1, vs. Lock Haven	0
Career 100-Yard Games	0	0

KICKING

#98 MITCH MACZURA

	FG-AT	PAT	PTS	LNG
at UMass	1-1	0-1	3	32
Lock Haven	-	6-6	6	-
Valparaiso	1-1	2-3	5	38
Dayton	1-1	4-4	7	39
at Hawaii	-	3-3	3	-
Bryant	-	2-3	2	-
Robert Morris	2-2	6-6	12	31
at Saint Francis	2-2	3-3	9	33
at Wagner	-	5-7	5	-
Sacred Heart	0-1	4-4	4	-
at CCSU	1-1	5-5	8	23
at Towson	1-1	4-4	7	32

#4 DAQUAN WORLEY

	Rushing		Receiving	
	ATT-YDS-TD	LONG	REC-YDS-TD	LONG
at UMass	-	-	-	-
Lock Haven	-	-	-	-
Valparaiso	-	-	-	-
Dayton	-	-	-	-
at Hawaii	-	-	-	-
Bryant	-	-	-	-
Robert Morris	7-96-2	52	-	-
at Saint Francis	1- -5-0	-	-	-
at Wagner	6-89-0	48	-	-
Sacred Heart	10-33-1	9	-	-
at CCSU	2-6-0	3	-	-
at Towson	8-73-1	48	-	-

CAREER HIGHS

Rush/Rec.	10, vs. Sacred Heart	0
Yards	96, vs. RMU	0
Long	52, vs. RMU	0
TD's	2, vs. RMU	0
Career 100-Yard Games	0	0

#32 A.J. HINES

	Rushing		Receiving	
	ATT-YDS-TD	LONG	REC-YDS-TD	LONG
at UMass	9-57-0	21	-	-
Lock Haven	7-77-1	28	-	-
Valparaiso	31-137-3	15	2-4-0	3
Dayton	12-61-1	27	1-17-0	17
at Hawaii	-	-	-	-
Bryant	19-75-1	17	1- -1-0	-
Robert Morris	27-182-3	26	2-36-0	25
at Saint Francis	28-165-1	37	3-91-1	58
at Wagner	33-232-1	38	1-3-0	3
Sacred Heart	31-213-1	32	-	-
at CCSU	31-125-2	23	2-15-0	15
at Towson	28-175-1	22	1-71-1	71

CAREER HIGHS

Rush/Rec.	33, at Wagner	5, vs. Robert Morris (Fr.)
Yards	253, at Liberty (So.)	91, at Saint Francis U
Long	79, at Liberty (So.)	71, at Towson
TD's	3, 4x - last vs Robert Morris	1, 3x - last at Towson
Career 100-Yard Games	20	0

PUNTING

#98 MITCH MACZURA

	NO	AVG	IN 20	LNG
at UMass	8	38.5	3	49
Lock Haven	3	41.0	3	45
Valparaiso	3	37.7	-	49
Dayton	3	39.7	1	41
at Hawaii	7	37.4	4	42
Bryant	7	42.7	1	58
Robert Morris	2	42.5	-	46
at Saint Francis	6	42.7	2	52
at Wagner	3	40.3	-	-
Sacred Heart	3	40.3	-	46
at CCSU	5	39.4	1	47
at Towson	8	40.9	1	50



OFFENSE

	TE	LT	LG	C	RG	RT	WR	QB	RB	FB	WR
at UMass	Allen	Conley	Fitzpatrick	Spurlock	Wittig	Jordan	Crawford	Parr	Hines	O'Malley	Taylor
Lock Haven	Allen	Conley	Fitzpatrick	Spurlock	Petrosky	Jordan	Crawford	Parr	Hines	O'Malley	Thieman
Valparaiso	Allen	Conley	Fitzpatrick	Spurlock	Petrosky	Jordan	Crawford	Parr	Hines	O'Malley	Taylor
Dayton	Allen	Conley	Fitzpatrick	Spurlock	Wittig	Jordan	Crawford	Parr	Hines	O'Malley	Taylor
at Hawaii	Dixon	Conley	Fitzpatrick	Spurlock	Petrosky	Jordan	Crawford	Parr	Cunningham	Allen	Taylor
Bryant	Allen	Conley	Fitzpatrick	Spurlock	Petrosky	Jordan	Crawford	Parr	Hines	Coles Jr.*	Taylor
Robert Morris	Allen	Conley	Fitzpatrick	Spurlock	Petrosky	Jordan	Crawford	Parr	Hines	O'Malley	Taylor
at Saint Francis	Allen	Conley	Fitzpatrick	Spurlock	Petrosky	Jordan	Crawford	Parr	Hines	Coles Jr.*	Taylor
at Wagner	Allen	Conley	Fitzpatrick	Spurlock	Wittig	Jordan	Crawford	Parr	Hines	O'Malley	Taylor
Sacred Heart	Allen	Conley	Fitzpatrick	Spurlock	Wittig	Jordan	Crawford	Parr	Hines	O'Malley^	Dixon^
at CCSU	Allen	Conley	Fitzpatrick	Spurlock	Wittig	Jordan	Crawford	Parr	Hines	O'Malley	Taylor
at Towson	Allen	Conley	Fitzpatrick	Spurlock	Wittig	Jordan	Crawford	Parr	Hines	O'Malley	Taylor
Consecutive Starts	(15)	(34)	(34)	(18)	(4)	(12)	(23)	(12)	(7)	(4)	(2)

*opened with three receivers

*opened with three tight ends

DEFENSE

	DE	DT	DT	DE	OLB	ILB	OLB	CB	SS	FS	CB
at South Dakota St.	O'Malley	Marra	Carter	Favoroso	Claytor Jr.	Zanotto	Dillon	Worley	Stanback	DeMedal	Istache
at Valparaiso	O'Malley	Marra	Carter	Favoroso	Claytor Jr.	Zanotto	Dillon	Worley	Stanback	DeMedal	Harrison-Ducros
Valparaiso	O'Malley	Marra	Carter	Favoroso	Claytor Jr.	Zanotto	Dillon	Istache	Stanback	DeMedal	Harrison-Ducros
Dayton	O'Malley	Marra	Carter	Favoroso	Claytor Jr.	Zanotto	Dillon	Istache	Stanback	DeMedal	Harrison-Ducros
at Hawaii	O'Malley	Marra	Carter	Favoroso	Claytor Jr.	Zanotto	DeBrito*	Istache	Stanback	DeMedal	Worley
Bryant	O'Malley	Marra	Carter	Booker	Claytor Jr.	Zanotto	Dillon	Istache	Stanback	DeMedal	Harrison-Ducros
Robert Morris	O'Malley	Marra	Carter	Booker	Claytor Jr.	Zanotto	Jurkovec	Istache	Stanback	DeMedal	Harrison-Ducros
at Saint Francis	O'Malley	Marra	Carter	Booker	Claytor Jr.	Zanotto	Jurkovec	Istache	Stanback	Clayton Jr.	J. Jordan
at Wagner	O'Malley	Marra	Carter	Booker	DeBrito	Zanotto	Jurkovec	Istache	Roberts	DeMedal	J. Jordan
Sacred Heart	O'Malley	Marra	Carter	Booker	DeBrito	Zanotto	Roberts*	Istache	Stanback	DeMedal	Harrison-Ducros
at CCSU	O'Malley	Marra	Carter	Booker	Keahi	Zanotto	Jurkovec	Istache	Stanback	DeMedal	Harrison-Ducros
at Towson	O'Malley	Marra	Carter	Booker	DeBrito	Zanotto	Roberts*	Istache	Stanback	DeMedal	Harrison-Ducros
Consecutive Starts	(12)	(23)	(12)	(7)	(1)	(23)	(1)	(10)	(3)	(4)	(3)

*opened with five defensive backs

2018 SCORING DRIVES

DUQUESNE	90+	80-89	70-79	60-69	50-59	40-49	30-39	20-29	10-19	0-9	Neg.	OT
Touchdowns	4	2	15	11	8	3	0	2	2	2	0	0
Field Goals	0	0	2	2	2	0	1	1	1	1	0	0

OPPONENT	90+	80-89	70-79	60-69	50-59	40-49	30-39	20-29	10-19	0-9	Neg.	OT
Touchdowns	3	5	9	11	3	4	3	1	0	1	0	0
Field Goals	0	1	0	1	3	0	0	2	0	1	0	0



HINES

2018 CENTURY CLUB

100 YARDS RECEIVING

5-140-2	Nehari Crawford vs Lock Haven
11-223-2	Nehari Crawford vs Dayton
6-113-0	Nehari Crawford vs Bryant
10-124-1	Nehari Crawford at CCSU

100 YARDS RUSHING

31-137-3	A.J. Hines vs Valparaiso
27-182-3	A.J. Hines vs Robert Morris
28-165-1	A.J. Hines at Saint Francis U
33-232-1	A.J. Hines at Wagner
31-213-1	A.J. Hines vs Sacred Heart
31-125-2	A.J. Hines at CCSU
28-175-1	A.J. Hines at Towson

300 YARDS PASSING

21-of-27-333-3-1	Daniel Parr vs. Dayton
------------------	------------------------

**KICKOFF RETURNED FOR A TD**

Xavier Nelson (82 yds) at CCSU, 11.16.16

PUNT RETURNED FOR A TD

Nehari Crawford (44 yds) vs. Lock Haven 9.1.18

INTERCEPTION RETURNED FOR A TD

Leandro DeBrito (68 yds) at Wagner 11.3.18

FUMBLE RETURNED FOR A TD

Christian Kuntz (0 yds) vs. Sacred Heart 11.12.16

BLOCKED PUNT RETURNED FOR A TD

Steve Mougis (0 yd) vs. La Salle, 11.5.05

BLOCKED FIELD GOAL RETURNED FOR A TD

Jared Williams (48 yds) at Dayton, 9.10.11

300+ YARD RUSHER

Mike Hilliard (31-323-5) vs. La Salle, 9.27.03

200+ YARD RUSHER

A.J. Hines (31-213-1) vs. Sacred Heart, 11.10.18

80-YARD RUSH

Josh Rue (86 yds) vs. Canisius, 11.17.01

70-YARD RUSH

A.J. Hines (79 yds) at Liberty, 11.4.17

60-YARD RUSH

A.J. Hines (79 yds) at Liberty, 11.4.17

40 CARRIES

Mike Hilliard (40-177-0) at Morehead State, 11.1.03

30 CARRIES

A.J. Hines (31-125-2) at CCSU, 11.17.18

FIVE RUSHING TDS

Larry McCoy (20-121-5) at Sacred Heart, 11.14.09

FOUR RUSHING TDS

Larry McCoy (20-121-5) at Sacred Heart, 11.14.09

THREE RUSHING TDS

A.J. Hines (27-182-3) vs. Robert Morris, 10.13.18

PASS FOR 400+ YARDS

Dillon Buechel (33-53-2-423-6) at William & Mary, 11.28.15

PASS FOR 300+ YARDS

Daniel Parr (21-27-1-333-3) vs Dayton, 9.15.18

PASS FOR SIX TDS

Dillon Buechel (23-32-1-394-6) at Jacksonville, 10.1.16

PASS FOR FIVE TDS

Tommy Stuart (14-21-1-219-5) at Robert Morris 10.14.17

PASS FOR FOUR TDS

Tommy Stuart (14-21-1-219-5) at Robert Morris 10.14.17

NON-QUARTERBACK TD PASS

Bill Bair (RB) 26 yds. to Sean Patterson (QB) at Bryant, 11.20.10

TWO 100-YARD RUSHERS

P. J. Fulmore (18-128-0) & Klartel Claridy (29-105-1) vs Ky Christian, 9.5.15

200+ YARD RECEIVER

Nehari Crawford (11-223-2) vs Dayton, 9.15.18

100+ YARD RECEIVER

Nehari Crawford (10-124-1) at CCSU, 11.17.18

90-YARD RECEPTION

Conrad Carter (t91 yds from Connor Dixon) vs. Saint Francis, 9.20.08

80-YARD RECEPTION

Nehari Crawford (t80 yds from Daniel Parr) vs Dayton, 9.15.18

70-YARD RECEPTION

A.J. Hines (t71 yds from Daniel Parr) at Towson, 11.24.18

10 OR MORE RECEPTIONS

Nehari Crawford (10-124-1) at CCSU, 11.17.18

TWO 100-YARD RECEIVERS

Chris King (9-111-1) & Wayne Capers (6-144-0) at Sacred Heart, 11.7.15

FOUR TD RECEPTIONS

Blair Roberts (8-153-4) vs. Bryant, 10.29.16

70-YARD PUNT

73 Joe Maker at Saint Peter's, 10.28.00

60-YARD PUNT

60 Austin Crimmins vs. Dayton, 9.17.16

FOUR FGS

Austin Crimmins vs Monmouth (33, 27, 30, 25), 11.23.13

THREE FGS

John Domit at Sacred Heart (41, 37, 38), 10.28.17

50-YARD FG

51 Charlie Leventry vs. Wagner, 10.22.11

THREE INTERCEPTIONS

Leigh Bodden (3) vs. Iona, 11.2.02

TWO INTERCEPTIONS

Trenton Coles (2) vs. CCSU, 10.3.15

RECORDED A SAFETY

vs. Robert Morris (Sam Martello tackles RMU ballcarrier in end zone), 11.22.14

TWO SAFETIES IN A GAME

2 at Robert Morris (10:27 & 3:26 of 3rd quarter), 10.19.13

THREE DEFENSIVE SCORES

Interception (71 yds), Fumble (0 yds) & Interception (33 yds) in a span of 4:09 of 1Q vs. West Liberty, 10.5.13

TEAM 700 YARDS OF OFFENSE

751 vs. Iona (W, 56-28), 10.21.00

TEAM 600 YARDS OF OFFENSE

619 at Jacksonville (W, 54-35), 10.1.16

TEAM 500 YARDS OF OFFENSE

513 vs Robert Morris (W, 48-24), 10.13.18

TEAM 400 YARDS RUSHING

425 vs. Valparaiso (W, 49-14), 9.17.11

TEAM 300 YARDS RUSHING

372 at Wagner (W, 47-30), 11.3.18

TEAM 400 YARDS PASSING

423 at William & Mary (L, 52-49), 11.28.15

30 OR MORE FIRST DOWNS

32 at Jacksonville (W, 54-35), 10.1.16

SCORED 60 POINTS

62-14 vs. La Salle, 9.27.03

SCORED 50 POINTS

51-14 at Robert Morris, 10.14.17

SCORED 40 POINTS

47-30 at Wagner, 11.3.18

SCORED 50 POINTS IN CONSECUTIVE GAMES

55-0 vs. Siena, 10.27.01 & 51-19 at Fairfield, 11.3.01

SCORED 40 POINTS IN CONSECUTIVE GAMES

49-14 vs. Valparaiso, 9.17.11 & 41-14 at Saint Francis, 9.24.11

ALLOWED 60 POINTS

15-63 L at UMass, 8.25.18

ALLOWED 50 POINTS

15-63 L at UMass, 8.25.18

ALLOWED 40 POINTS

21-42 L at Hawaii, 9.22.18

POSTED A SHUTOUT

45-0 vs Lock Haven 9.1.18

POSTED CONSECUTIVE SHUTOUTS

42-0 at Canisius, 11.9.02 & 27-0 vs. Fairfield, 11.16.02

HELD SCORELESS

0-10 at Sacred Heart, 11.9.13

HELD SCORELESS IN CONSECUTIVE GAMES

0-12 at Saint Francis (10.26.1991), 0-49 at Buffalo (11.2.91) & 0-35 vs. Allegheny (11.9.91) as a Division III member

PLAYED AN OVERTIME GAME

vs. Wagner (L, 17-23 in 2OT), 10.31.09

HAD A GAME DECIDED IN FINAL MINUTE

38-31 W at CCSU, 11.17.18, Nehari Crawford 56-yd TD rec. with :24 left

HAD A GAME DECIDED ON THE FINAL PLAY

45-42 W at Sacred Heart (11.14.09), Charlie Leventry 31 yd FG as time expired