DUKE MEN'S GOLF

MEDIA GUIDE & RECORD BOOK

2024-25



DUKE MEN'S GOLF

TABLE OF CONTENTS

2023-24 Roster & Schedule	3
Head Coach Jamie Green	4
Coaching & Support Staff	4
2023-24 Results & Statistics	5-7
Season Records	8
Career Records	9
Freshman Records	10
Individual Tournament Wins	11
Team Tournament Wins	12
Team Records	13
Honors & Awards	14-15
Rod Myers Invitational	16
Tribute to Rod Myers	17
NCAA Championship Results & Records	18-19
NCAA Regional Results & Records	20-21
ACC Championship Results & Records	22-24
All-Time Player Stats	26-38
Letterwinners	39
All-Time Results	40-48
International Competition	49
PGA Tour History	50

DUKE UNIVERSITY QUICK FACTS

Location	Durham, N.C.
Founded	1838 as Trinity College
Enrollment	6,789
President	Dr. Vincent Price
Vice President & Athletics Director	Nina King
Affiliation	NCAA Division I
Conference	Atlantic Coast
Nickname	Blue Devils
School Colors	Duke Blue & White

TEAM INFORMATION

Head Coach	Jamie Green
Tenure	16th year at Duke; 21st overall
Alma Mater	Ohio Wesleyan '93
Associate Head Coach	Bob Heintz
Alma Mater	Yale '92
Tenure	9th year at Duke
Assistant Coach	Jamie Gerhart
Tenure	2nd
Sports Performance Coach	Jordan Bar
Athletic Trainer	Joe Ferraro
Sport Administrator	Mike Sobb
Office Phone	(919) 681-2494
Office Phone	(919) 681-2578
Golf Mailing Address	Karcher-Ingram Golf Center 3001 Cameron Blvd. Durham, N.C. 27705
Email	mgolf@duaa.duke.edu

COMMUNICATIONS

Assistant Dir. of Communications	Henry Skutt
E-mail	henry.skutt@duke.edu
Cell Phone	(984) 287-9011



DUKE UNIVERSITY GOLF CLUB

The Duke University Golf Club, which served as the host of the 1962 and 2001 NCAA Division I Men's Golf Championships, is the home venue for the Blue Devil golf team.

Consistently ranked by *Golfweek* as the nation's top 20 best on-campus courses, Duke GC was carefully carved out of a 300-arce plot of land in the Duke Forest adjacent to campus.

Construction of the course was originally planned to begin prior to World War II, but the bombing of Pearl Harbor in 1941 put the plans on hold.

The property was carefully chosen for the unique elevation changes of its mildly rolling terrain. In 1955, Duke sought out Robert Trent Jones Sr., whose golf course architecture was widely respected.

Finally, on September 26, 1957, Duke GC opened to the public. The Duke course was immediately labeled one of the top university golf facilities in the nation, and the accolades were great enough to attract the 1962 NCAA Golf Championships. Ironically, there was a soon-to-be-famous golf course architect playing in that NCAA field from Yale University. His name was Rees Jones, eldest son of the Duke golf course designer.

In 1988, university officials recognized that the golf course needed restoration. While no one denied the magnificent routing of its holes, length needed to be increased to account for the advancement of modern golf. Rees Jones, then a master architect in his own right, was the only choice for this redesign.

Final major construction began in June of 1993 and was completed the following April. It would be difficult to describe the loving care that Rees Jones put into the design of each and every feature of the course. Throughout the redesign, he scrutinized every shot possibility, observed and considered every angle to insure that each nuance of the course would be subtle and perfectly placed.

The course underwent a second restoration in the summer of 2013. The half a million dollars worth of renovations was again directed by Rees Jones. A majority of the renovations centered on the greens and tee boxes, adding Champion Bermuda grass and expanding the greens by roughly 33 percent -- back to the size they were originally designed by Rees' father.

The approaches to all 18 greens were resurfaced and replanted with Tifgrand Bermuda to create a smooth playing surface. The improvements also provide an ecological benefit as the new grasses use less water and chemicals to maintain, resulting in the economic benefit of lower operational costs.

The course welcomed the NCAA Men's Golf Championship again in 2001, and hosts a number of annual events, including the Rod Myers Invitational and the Duke Children's Classic. In addition, the course frequently hosts U.S. Open qualifiers.

KARCHER-INGRAM GOLF CENTER

Already playing at a top 20 on-campus golf course, Duke made the complex even better in August of 2005 with the opening of the Karcher-Ingram Golf Center.

The Karcher-Ingram Golf Center is adjacent to the Duke GC's expansive clubhouse and features coaches' offices, locker rooms, a club repair room, a trophy room, players' lounge, library/study area and an indoor putting surface.

ROD MYERS TRAINING FACILITY

The Rod Myers Training Facility was completed in September of 2006 and is one of the top practice areas in the country.

The Blue Devils' practice facilities include a short-game area designed exclusively for the Duke golf teams where players can practice any shot inside 150 yards. The short-game area includes sand and grass bunkers, uneven lies, fairway bunkers, a target green for wedge shots, a pitching green and an expansive putting green. The chipping and putting zones feature greens with the two most common styles of grass so that team members can prepare for the playing surface of each approaching tournament.

The facility also includes grass practice tees for full-swing hitting out to 350 yards and target greens. The hitting area was created to give Duke players the ability to hit a full range of golf shots by providing three separate sections and angles to drive from as well as to hit approach shots.

In addition, a video analysis building, featuring three heated indoor hitting stations, was completed in September of 2008. The building is equipped with the latest in technological training aides, including V1 Video Analysis systems and a TrackMan ball flight monitor.

2024-25 TEAM INFO

» 2024-25 ROSTER

Name	*Ht*	*Wt*	*Yr*	*Hometown / High School*
Kelly Chinn	5-10	150	Sr.	Great Falls, Va. / Langley
Daniel Choi	5-10	150	Jr.	Westlake, Texas / Keller
Ethan Evans	6-3	183	Jr.	Mercer Island, Wash. / Mercer Island
John Hiller	5-11	165	Fr.	New York, N.Y. / Horace Mann School
Bryan Kim	5-11	155	So.	Brookeville, Md. / Sherwood
William Love	6-0	185	Jr.	Atlanta, Ga. / Westminster Academy
Ollie Mukherjee	5-8	143	Fr.	East Lothian, Scotland / Loretto School
Sam Mukherjee	5-8	143	Fr.	East Lothian, Scotland / Loretto School
John Peters	6-1	195	Sr.	Carlisle, Pa. / Carlisle
Luke Sample	6-3	190	Sr.	New York, N.Y. / Trevor Day School

Head Coach: Jamie Green (Ohio Wesleyan '93) -- 16th year at Duke
Associate Head Coach: Bob Heintz (Yale '92) -- 8th year at Duke
Assistant Coach: Jamie Gerhart -- 2nd year at Duke

» 2024-25 TEAM SCHEDULE

Date	*Tournament*	*Course*	*Location*
Sept. 7-8	Sahalee Players Championship	Sahalee Country Club	Sammamish, Wash.
Sept. 24-25	Rod Myers Invitational	Duke GC	Durham, N.C.
Oct. 6-7	Fighting Irish Classic	Warren Golf Course	Notre Dame, Ind.
Oct. 18-20	Golf Club of Georgia Collegiate	Golf Club of Georgia -- Lakeside Course	Alpharetta, Ga.
Oct. 28-29	The Clerico	Oaks Country Club	Tulsa, Okla.
Jan. 27-29	Southwestern Invitational	Sherwood Country Club	Thousand Oaks, Calif.
March 8-10	The Hayt	Sawgrass Country Club	Ponte Vedra Beach, Fla.
March 16-18	General James Hackler Championship	Dunes Golf and Beach Club	Myrtle Beach, S.C.
March 24-25	Valspar Intercollegiate Invitational	Floridian Golf Club	Palm City, Fla.
April 12-13	Tar Heel Intercollegiate	Finley Golf Club	Chapel Hill, N.C.
April 24-28	ACC Championship	The Club at Olde Stone	Bowling Green, Ky.
May 12-14	NCAA Regional	TBA	TBA
May 23-28	NCAA Championship	Omni La Costa Resort & Spa	Carlsbad, Calif.

COACHING STAFF



JAMIE GREEN

HEAD COACH

16th Year at Duke; 21st year overall
Ohio Wesleyan '93

Jamie Green was named head men's golf coach at Duke University on January 9, 2009, and has steadily cemented his stature among the most prolific coaches in the history of the storied program.

In 13 seasons, Green's Duke teams have qualified for NCAA Regionals 12 times and advanced to the NCAA Championships on seven occasions.

The Blue Devils have twice reached Match Play at the NCAA Championship, with semifinal appearances in 2011 and 2018. Duke has claimed 32 tournament titles under Green's watch, the third-most by a coach in program history.

Green has mentored eight All-American selections, 12 All-ACC picks, 34 All-Region honorees and 50 All-ACC Academic honorees.

For Green's complete bio, visit GoDuke.com.



GREEN'S YEAR-BY-YEAR HEAD COACHING LEDGER

Season	School	Tournament Wins	Conference Finish	Regional Finish	NCAA Finish	All-Americas	Academic All-Americas#	All-Conference	Academic All-Conference	All-Region
2003-04	Charlotte	-	2nd	-	-	-	-	1	-	n/a
2004-05	Charlotte	2	2nd	17th	-	-	-	3	-	n/a
2005-06	Charlotte	4	1st	5th	22nd	-	2	5	3	n/a
2006-07	Charlotte	5	1st	7th	T-3rd	2	2	4	2	n/a
2007-08	Charlotte	6	1st	7th	T-8th	2	3	3	2	n/a
5 seasons at Charlotte		**17**	**3 titles**	**4 app.**	**3 app.**	**4**	**9**	**16**	**7**	**n/a**
Spring 2009	Duke	1	3rd	5th	14th	-	1	-	2	1
2009-10	Duke	-	T-3rd	4th	T-27th	-	-	1	5	4
2010-11	Duke	3	2nd	1st	8th (SF)	1	-	1	5	4
2011-12	Duke	1	6th	6th	-	-	-	1	5	4
2012-13	Duke	5	1st	T-7th	-	1	1	1	4	4
2013-14	Duke	-	10th	-	-	-	-	-	3	-
2014-15	Duke	2	10th	3rd	T-24th	-	2	-	3	1
2015-16	Duke	3	5th	T-8th	-	-	1	1	5	2
2016-17	Duke	3	1st	T-2nd	22nd		4	2	5	4
2017-18	Duke	2	5th	2nd	2nd (SF)	2	3	1	5	4
2018-19	Duke	3	T-4th	2nd	25th	2	3	3	5	3
2019-20	Duke	1	*	*	*	2	6	*	*	2
2020-21	Duke	0	8th	12th	-	-	6	1	3	1
2021-22	Duke	1	T-9th	8th	-	-	2	1	3	1
2022-23	Duke	4	4th (SF)	5th	22nd	-	3	-	6	2
2023-24	Duke	1	6th	7th	-	-	5	-	7	3
15 seasons at Duke		**32**	**2 titles**	**14 app.**	**8 app.**	**8**	**37**	**13**	**66**	**40**

** season shortened by COVID-19 pandemic; All-ACC honors not selected # includes SRIXON All-America Scholar selections*



BOB HEINTZ

ASSOCIATE HEAD COACH

9th Year at Duke
Yale '92



JORDAN BAR

SPORT PERFORMANCE COACH

9th Year at Duke
Hartford '12

» DUKE HEAD COACHING RECORDS

ALL-TIME DUKE HEAD COACHES

Name	Years Coaching
Marshall Crichton	1928-29
Bill Jennings	1930
Ellis "Dumpy" Hagler	1933-73 (Spring)
Rod Myers	(Fall) 1973-2007
Brad Sparling	2007 (Spring)
O.D. Vincent	(Fall) 2007-2008 (Fall)
Jamie Green	**(Spring) 2009-present**

MOST TOURNAMENT TITLES PER COACH

Name	No.
Jamie Green	**32**
Rod Myers	30
Ellis "Dumpy" Hagler	26

2023-24 RESULTS & STATS

» 2023-24 SCHEDULE & RESULTS

Date	Tournament	Course (Location)	Team Finish	Team Score	Top Individual
Sept. 9-10	Sahalee Players Championship	Sahalee CC	5th of 12	880 (+16)	T7. Luke Sample (218, +2)
Sept.18-19	Highlands Invitational	Chicago Highlands Club	4th of 15	851 (-13)	T12. Jimmy Zheng (211, -5)
Sept. 24-25	***Rod Myers Invitational***	***Duke GC***	**1st of 12**	**856 (-8)**	T3. Luke Sample (211, -5)
Oct. 13-15	Golf Club of Georgia Collegiate	GC of Georgia	5th of 15	852 (-12)	T14. Kelly Chinn (212, -4)
Oct. 29-31	Bryan National Collegiate	Bryan Park	NTS		T4. Ethan Evans (210, -6)
Oct. 30-31	Cal Poly Invitational	The Preserve GC	5th of 15	855 (-9)	T9. Luke Sample (210, -6)
Feb. 19-21	The Prestige	PGA West - Greg Norman Course	T5th of 24	840 (-12)	T7. Ethan Evans (206, -7)
March 4-5	Wake Forest Invitational	Pinehurst No. 2	T4th of 12	858 (+18)	3. William Love (211, +1)
March 9-11	The Hayt	Sawgrass CC	5th of 14	882 (+18)	T2. Ethan Evans (214, -2)
March 24-25	Seahawk Intercollegiate	CC of Landfall	NTS		4. Jimmy Zheng (214, -2)
March 25-26	Valspar Collegiate Invitational	Floridian GC	6th of 16	853 (+1)	T15. Evans/Sample (213, -1)
April 12-13	Stitch Intercollegiate	Lonnie Poole GC	3rd of 12	886 (+34)	2. Luke Sample (216, +3)
April 19-22	ACC Championship	Charlotte CC	6th of 12	854 (+2)	T12. William Love (213, E)
May 13-15	NCAA Baton Rouge Regional	University Club	7th of 14	873 (+9)	T2. Ethan Evans (210, -6)
May 24-26	NCAA Championship (Stroke Play)	Omni La Costa Resort & Spa	NTS		82. Ethan Evans (220, +4)

» 2023-24 STROKE AVERAGES & STATISTICS

Player	Tournaments	Rounds	Strokes	Average	vs. Par	Avg. vs Par	Low 18	High 18	Low 54	1st Rd	2nd Rd	3rd Rd	Best Finish (Event)
Luke Sample	12	36	2,584	71.78	10	0.28	67	80	210	72.67	71.50	71.17	2nd (Stitch Intercollegiate)
Bryan Kim	12	33	2,399	72.70	39	1.18	65	78	207	73.25	72.45	72.30	5th (Rod Myers Invitational)
Ian Siebers	12	34	2,492	73.29	56	1.65	67	79	213	73.90	72.92	73.17	T-10th (Seahawk Intercollegiate)
Ethan Evans	11	33	2,378	72.06	20	0.61	65	80	206	73.55	70.82	71.82	T-2nd, 2x (The Hayt/Baton Rouge Regional)
Kelly Chinn	10	30	2,202	73.40	54	1.80	68	80	212	74.50	72.80	72.90	T-14th (GC of Georgia Collegiate)
William Love	8	24	1,739	72.46	26	1.08	66	80	210	73.75	71.38	72.25	3rd (Wake Forest Invitational)
Daniel Choi	8	22	1,635	74.32	65	2.95	68	81	218	75.43	75.00	72.75	T-9th (Stitch Intercollegiate)
Jimmy Zheng	7	21	1,532	72.95	23	1.10	68	79	211	71.57	73.43	73.86	4th (Seahawk Intercollegiate)
Daniel Uranga	5	15	1,183	78.87	106	7.07	70	87	224	77.20	79.60	79.80	T-36th (The Prestige Individual)
John Peters	4	12	929	77.42	68	5.67	72	82	223	78.00	78.00	76.25	T-38th (Bryan National Collegiate)
Individual Totals	**12**	**260**	**18,923**	**72.78**	**467**	**1.8**							
Countable Team Totals	**12**	**36**	**10,340**	**287.22**	**44**	**1.2**	**273**	**305**	**840**	**290.00**	**285.17**	**286.50**	**1st (Rod Myers Invitational)**

Average Dropped Score: *75.69*

	Wins	Top 5	Top 10	Top 20	Total Rounds	Rounds of Par & Better	Rounds Under Par	Rounds in 60s	Rounds of 75 & Under	Round Counted	Season Scoring Par 3	Par 4	Par 5	Total Pars	Total Birdies	Total Eagles
Luke Sample	0	2	4	8	36	18	14	6	35	34/36	25	31	-46	383	127	6
Ethan Evans	0	3	4	7	33	17	13	9	29	19/21	14	41	-35	364	112	3
William Love	0	2	3	4	24	10	6	5	20	20/21	24	28	-26	233	90	5
Bryan Kim	0	1	1	3	33	14	11	4	26	29/33	20	51	-31	374	95	2
Jimmy Zheng	0	1	1	2	21	8	8	5	16	9/12	14	19	-10	234	64	3
Ian Siebers	0	0	1	5	34	13	9	4	27	16/22	23	69	-38	360	105	3
Daniel Choi	0	0	1	1	22	4	2	1	14	8/12	15	51	-10	203	56	2
Kelly Chinn	0	0	0	2	30	11	7	4	22	15/21	28	49	-23	336	80	2
John Peters	0	0	0	0	12	1	0	0	2	0/0	13	53	2	117	24	1
Daniel Uranga	0	0	0	0	15	1	0	0	3	0/0	28	80	-2	114	44	2
Individual Totals	**0**	**9**	**15**	**32**	**260**	**97**	**70**	**38**	**194**	**--**	**204**	**472**	**-219**	**2718**	**797**	**29**
Team Totals	**1**	**9**	**12**	**12**	**36**	**20**	**18**	**--**	**--**	**--**						

» 2023-24 SEASON SUPERLATIVES

LOW TEAM 18-HOLES (TOTAL)

Score	Round	Tournament
273	3rd	Valspar Collegiate
274	2nd	The Prestige
278	1st	Highlands Invitational
	1st	Rod Myers Invitational
279	2nd	ACC Championship
280	3rd	GC of Georgia Collegiate
	2nd	Wake Forest Invitational
	3rd	Wake Forest Invitational

LOW TEAM 18-HOLES (TO PAR)

Score	Round	Tournament
-11 (273)	3rd	Valspar Collegiate
-10 (274)	2nd	The Prestige
-10 (278)	1st	Highlands Invitational
	1st	Rod Myers Invitational
-8 (280)	3rd	GC of Georgia Collegiate
-7 (281)	2nd	Highlands Invitational

LOW TEAM 54-HOLES (TOTAL)

Score	To Par	Tournament
840	-12	The Prestige
851	-13	Highlands Invitational
852	-12	GC of Georgia Collegiate

LOW TEAM 54-HOLES (TO PAR)

To Par	Score	Tournament
-13	851	Highlands Invitational
-12	840	The Prestige
-12	852	GC of Georgia Collegiate
-9	855	Cal Poly Invitational
-8	856	Rod Myers Invitational

LOW INDIVIDUAL 18-HOLE SCORES (TOTAL)

Score	Round	Player	Tournament
65	2nd	Bryan Kim	GC of Georgia Collegiate
	3rd	Ethan Evans	Valspar Collegiate
66	1st	Ethan Evans	The Prestige
	1st	Bryan Kim	The Prestige
	2nd	William Love	Wake Forest Invitational
67	1st	Ian Siebers	Rod Myers Invitational
	3rd	Luke Sample	GC of Georgia Collegiate
	2nd	Luke Sample	The Prestige
	1st	William Love	The Prestige Individual
	2nd	Ethan Evans	NCAA Baton Rouge Regional
	3rd	Ethan Evans	NCAA Championship

LOW INDIVIDUAL 18-HOLE SCORES (TO PAR)

Score	Round	Player	Tournament
-7 (65)	2nd	Bryan Kim	GC of Georgia Collegiate
-6 (65)	3rd	Ethan Evans	Valspar Collegiate
-5 (66)	1st	Ethan Evans	The Prestige
	1st	Bryan Kim	The Prestige
-5 (67)	1st	Ian Siebers	Rod Myers Invitational
	3rd	Luke Sample	GC of Georgia Collegiate
	1st	William Love	The Prestige Individual
	2nd	Ethan Evans	NCAA Baton Rouge Regional
	3rd	Ethan Evans	NCAA Championship
-4 (66)	2nd	William Love	Wake Forest Invitational
-4 (67)	2nd	Luke Sample	The Prestige

LOW INDIVIDUAL 54-HOLE SCORES (TOTAL)

Score	To Par	Player	Tournament
206	-7	Ethan Evans	The Prestige
207	-6	Bryan Kim	The Prestige
210	-6	Luke Sample	Cal Poly Invitational
		Ethan Evans	Bryan National Collegiate
		William Love	The Prestige Indivdiual
211	-5	Jimmy Zheng	Highlands Invitational
	-5	Luke Sample	Rod Myers Invitational

LOW INDIVIDUAL 54-HOLE SCORES (TO PAR)

To Par	Score	Player	Tournament
-7	206	Ethan Evans	The Prestige
-6	207	Bryan Kim	The Prestige
-6	210	Luke Sample	Cal Poly Invitational
		Ethan Evans	Bryan National Collegiate
		William Love	The Prestige Individual
-5	211	Jimmy Zheng	Highlands Invitational
	211	Luke Sample	Rod Myers Invitational

TEAM LOW (TO PAR) -- FIRST ROUND
278 (-10) — 2x, last at Rod Myers Invitational

TEAM LOW (TO PAR)-- SECOND ROUND
274 (-10) — The Prestige

TEAM LOW (TO PAR) -- THIRD ROUND
273 (-11) — Valspar Collegiate

PLAYER LOW (TO PAR) -- FIRST ROUND
(-5) — 4x, last by Evans/Kim/Love (The Prestige/Individual)

PLAYER LOW (TO PAR) -- SECOND ROUND
65 (-7) — Bryan Kim (GC of Georgia Collegiate)

PLAYER LOW (TO PAR)-- FINAL ROUND
65 (-6) — Ethan Evans (Valspar Collegiate)

MOST PARS IN A TOURNAMENT
42 — Bryan Kim (Highlands Invitational)

MOST BIRDIES IN A TOURNAMENT
17 — William Love (The Prestige Individual)

MOST EAGLES IN A TOURNAMENT
2 — 2x, last by William Love (The Hayt)

2023-24 TOURNEY RESULTS

SAHALEE PLAYERS CHAMPIONSHIP

Sept. 9-10 • Sahalee Country Club (Sammamish, Wash)

5th of 12 • 880 (+16)

Player (Lineup)	1st	2nd	3rd	Total	Par	Finish
Luke Sample (4)	**71**	**75**	**72**	218	+2	T-7th
Ian Siebers (5)	**76**	**72**	**73**	221	+5	T-21st
William Love (2)	**74**	**74**	**74**	222	+6	T-27th
Bryan Kim (1)	**72**	**75**	78	225	+9	T-34th
Kelly Chinn (3)	79	78	**72**	229	+13	T-48th
Daniel Choi *	77	80	81	238	+22	66th
Team	**293**	**295**	**291**	**880**	**+16**	**5th**

* played individually

NOTABLES

- The first iteration of the Sahalee Players Championship as a collegiate team event
- The 12-team field included nine schools ranked in the preseason Coaches' Top-25, with Duke slotting in at No. 23
- The Blue Devils had the third-best round on the course in the third round on Sunday
- Luke Sample's top-10 finish is the eighth of his career
- Bryan Kim made his Duke debut

HIGHLANDS INVITATIONAL

Sept. 18-19 • Chicago Highlands Club (Westchester, Ill.)

4th of 12 • 851 (-13)

Player (Lineup)	1st	2nd	3rd	Total	Par	Finish
Jimmy Zheng (5)	**70**	**68**	**73**	211	-5	T-12th
Ian Siebers (2)	71	**69**	**73**	213	-3	T-18th
Luke Sample (1)	**69**	**71**	75	215	-1	T-24th
Kelly Chinn (4)	**69**	**73**	**73**	215	-1	T-24th
Bryan Kim (3)	**70**	**73**	**73**	216	E	T-27th
Ethan Evans *	75	75	80	230	+14	T-73rd
Team	**278**	**281**	**292**	**851**	**-13**	**4th**

* played individually

NOTABLES

- The second straight top-five finish by the Blue Devils is the fourth time in the last six seasons that Duke has started a season with consecutive top-five finishes.
- As a team, Duke had the third-best scoring on par-3's, playing those holes at 3-over-par.
- Duke carded 56 total birdies, third-most by any team in the field.
- With 15 total birdies, Luke Sample had the third-most of any individual in the field.
- Bryan Kim led all individuals with 42 total pars.

ROD MYERS INVITATIONAL

Sept. 24-25 • Duke University Golf Club (Durham, N.C.)

1st of 12 • 856 (-8)

Player (Lineup)	1st	2nd	3rd	Total	Par	Finish
Luke Sample (2)	**71**	**69**	**71**	211	-5	T-3rd
Bryan Kim (4)	**71**	**71**	**70**	212	-4	5th
Ian Siebers (3)	**67**	**77**	**71**	215	-1	T-11th
Kelly Chinn (5)	**71**	**74**	76	221	+5	T-26th
Jimmy Zheng (1)	**69**	78	**75**	222	+6	T-33rd
Ethan Evans*	73	72	72	217	+1	T-14th
Daniel Choi *	80	76	73	229	+13	T-56th
Daniel Uranga*	78	80	79	237	+21	T-67th
John Peters*	82	82	76	240	+24	69th
Team	**278**	**291**	**287**	**856**	**-8**	**1st**

* played individually

NOTABLES

- Duke's team title is the 94th overall in program history and the 32nd under head coach Jamie Green.
- Duke led the field in par-3 scoring, with an average of 3.05 on those holes.
- Duke's par-5 scoring was second-best overall, at 20-under, an average of 4.67.
- The 56 birdies carded by the Blue Devils were the second-most by any team.

GC OF GEORGIA COLLEGIATE

Sept. 18-19 • Chicago Highlands Club (Westchester, Ill.)

4th of 12 • 851 (-13)

Player (Lineup)	1st	2nd	3rd	Total	Par	Finish
Kelly Chinn (5)	**68**	**74**	**70**	212	-4	T-14th
Bryan Kim (4)	78	**65**	**71**	214	-2	T-22nd
Luke Sample (1)	**73**	**75**	**67**	215	-1	T-25th
Jimmy Zheng (3)	**69**	**73**	76	218	+2	T-38th
Ian Siebers (2)	**75**	79	**72**	226	+10	T-67th
Team	**285**	**287**	**280**	**852**	**-12**	**5th**

NOTABLES

- Duke recorded a top-five finish for the fourth consecutive tournament.
- The Blue Devils ended each round under-par at the event.
- Duke ended the tournament with the second-best scoring on par-5's by any team in the field, playing those holes at 20-under.
- The Blue Devils' two eagles tied for second-most by any team in the field and Duke rolled in 51 birdies through the three rounds - fourth-most by any team.

ROD MYERS INVITATIONAL

Sept. 24-25 • Duke University Golf Club (Durham, N.C.)

1st of 12 • 856 (-8)

Player (Lineup)	1st	2nd	3rd	Total	Par	Finish
Luke Sample (2)	**71**	**69**	**71**	211	-5	T-3rd
Bryan Kim (4)	**71**	**71**	**70**	212	-4	5th
Ian Siebers (3)	**67**	**77**	**71**	215	-1	T-11th
Kelly Chinn (5)	**71**	**74**	76	221	+5	T-26th
Jimmy Zheng (1)	**69**	78	**75**	222	+6	T-33rd
Ethan Evans*	73	72	72	217	+1	T-14th
Daniel Choi *	80	76	73	229	+13	T-56th
Daniel Uranga*	78	80	79	237	+21	T-67th
John Peters*	82	82	76	240	+24	69th
Team	**278**	**291**	**287**	**856**	**-8**	**1st**

* played individually

NOTABLES

- Duke's team title is the 94th overall in program history and the 32nd under head coach Jamie Green.
- Duke led the field in par-3 scoring, with an average of 3.05 on those holes.
- Duke's par-5 scoring was second-best overall, at 20-under, an average of 4.67.
- The 56 birdies carded by the Blue Devils were the second-most by any team.

GC OF GEORGIA COLLEGIATE

Oct. 13-15 • GC of Georgia (Alpharetta, Ga.)

4th of 12 • 851 (-13)

Player (Lineup)	1st	2nd	3rd	Total	Par	Finish
Kelly Chinn (5)	**68**	**74**	**70**	212	-4	T-14th
Bryan Kim (4)	78	**65**	**71**	214	-2	T-22nd
Luke Sample (1)	**73**	**75**	**67**	215	-1	T-25th
Jimmy Zheng (3)	**69**	**73**	76	218	+2	T-38th
Ian Siebers (2)	**75**	79	**72**	226	+10	T-67th
Team	**285**	**287**	**280**	**852**	**-12**	**5th**

NOTABLES

- Duke recorded a top-five finish for the fourth consecutive tournament.
- The Blue Devils ended each round under-par at the event.
- Duke ended the tournament with the second-best scoring on par-5's by any team in the field, playing those holes at 20-under.
- The Blue Devils' two eagles tied for second-most by any team in the field and Duke rolled in 51 birdies through the three rounds - fourth-most by any team.

2023-24 TOURNEY RESULTS

CAL POLY INVITATIONAL

Oct. 30-31 • The Preserve (Carmel, Calif.)

5th of 15 • 855 (-9)

Player (Lineup)	1st	2nd	3rd	Total	Par	Finish
Luke Sample (1)	**71**	**69**	**70**	210	-6	T-9th
Bryan Kim (3)	**70**	**74**	**68**	212	-4	T-15th
Kelly Chinn (4)	**72**	**70**	74	216	E	T-33rd
Daniel Choi (5)	**73**	**73**	**73**	219	+3	T-46th
Ian Siebers (2)	75	75	**72**	221	+5	T-21st
Team	**286**	**286**	**293**	**855**	**-9**	**5th**

NOTABLES

- Duke has finished under-par in six consecutive rounds and in eight of its last nine.
- Duke led all teams in the field for scoring on par-3's, averaging 3.07 strokes on those holes
- Duke finished 25-under on par-5's, third-best of any team in the field.
- The Blue Devils played steady golf throughout the event, making a field-best 171 pars.
- Kelly Chinn finished 9-under on par-5's for the event, tied with one other individual for best scoring on those holes.
- Bryan Kim was one of just three individuals to shoot under-par on the par-3's during the tournament, as he finished 1-under on those holes.

BRYAN NATIONAL COLLEGIATE

Oct. 29-30 • Bryan Park Champions Course (Greensboro, N.C.)

NTS

Player (Lineup)	1st	2nd	3rd	Total	Par	Finish
Ethan Evans *	71	69	70	210	-6	T4
John Peters *	72	77	74	223	+7	T38
Daniel Uranga *	72	82	77	231	+15	T62

* played individually

NOTEABLES

- With his tie for fourth place, Ethan Evans logged his first top-five finish of the season and the second of his career. The 6-under, 210, is the second-best score-to-par and total score in his career.

THE PRESTIGE

Feb. 19-21 • PGA West Greg Norman Course (La Quinta, Calif.)

T5th of 24 • 840 (-12)

Player (Lineup)	1st	2nd	3rd	Total	Par	Finish
Ethan Evans (4)	**66**	**68**	**72**	206	-7	T-7th
Bryan Kim (2)	**66**	**71**	**70**	207	-6	T-11th
Luke Sample (1)	**74**	**67**	73	214	+1	T-45th
Kelly Chinn (3)	**77**	**68**	**71**	216	+3	T-63rd
Daniel Choi (5)	78	72	**70**	220	+7	T-85th
Team	**283**	**274**	**283**	**840**	**-12**	**T-5th**

NOTABLES

- Ethan Evans logged his second consecutive top-10 finish after tying for fourth place at the Bryan National Collegiate.
- Bryan Kim finished at 6-under, marking his best score-to-par as a Blue Devil.

THE PRESTIGE INDIVIDUAL

Feb. 19-21 • The Golf Club at Terra Lago (La Quinta, Calif.)

NTS

Player (Lineup)	1st	2nd	3rd	Total	Par	Finish
William Love	67	75	68	210	-6	T-2nd
Ian Siebers	76	71	68	215	-1	T-11th
Jimmy Zheng	68	74	75	217	+1	T-21st
Daniel Uranga	74	76	73	223	+7	T-37th

NOTABLES

- With his tie for second place, William Love tallied his second-best finish of his career, trailing only his victory at the Dorado Beach Collegiate during the 2022-23 season.

WAKE FOREST INVITATIONAL

March 4-5 • Pinehurst No. 2 (Pinehurst, N.C.)

T4th of 12 • 858 (+18)

Player (Lineup)	1st	2nd	3rd	Total	Par	Finish
Ethan Evans (3)	**74**	**67**	**73**	214	+1	T-45th
William Love (4)	**77**	**68**	**71**	216	+3	T-63rd
Luke Sample (1)	**74**	**71**	**71**	216	+6	T-18th
Bryan Kim (2)	**72**	75	**71**	218	+8	T-25th
Kelly Chinn (5)	79	**70**	**73**	222	+12	T-45th
Ian Siebers *	76	69	74	219	+9	T-30th
Team	**298**	**280**	**280**	**858**	**+18**	**T-4th**

* played individually

NOTABLES

- The Blue Devils were the only team in the field with more than one round at even-par or better during the event.
- William Love rolled in 11 total birdies, tied for second-most by an individual in the field.
- Ian Siebers was one of just five golfers to finish under-par on the par-4's during the week, shooting 1-under on those holes.
- Luke Sample shot 4-under on par-5's, tied for the best individual score on those holes.

THE HAYT

March 9-11 • Sawgrass Country Club (Sawgrass, Fla.)

5th of 14 • 882 (+18)

Player (Lineup)	1st	2nd	3rd	Total	Par	Finish
Ethan Evans (4)	**73**	**68**	**73**	214	-2	T-2nd
William Love (2)	**80**	**71**	**73**	224	+8	T-63rd
Luke Sample (1)	**80**	**73**	**72**	225	+9	T-41st
Bryan Kim (3)	**78**	**75**	**72**	225	+9	T-41st
Ian Siebers (5)	**74**	**75**	78	227	+11	T-52nd
Kelly Chinn *	75	76	74	225	+9	T-41st
Jimmy Zheng *	74	79	70	223	+7	T-32nd
Team	**305**	**287**	**290**	**882**	**+18**	**5th**

* played individually

NOTABLES

- Duke finished at 18-under on par-5's, tying for the second-best scoring on those holes through the 54 holes of play.
- The Blue Devils logged a total of four eagles, leading the field.
- Ethan Evans secured the best individual finish of his career, tying for second place at 2-under. Evans had previously tied for fourth place twice, most recently as an individual at the Bryan National Collegiate in the fall of 2023.
- William Love, with his two eagles, was the only individual in the field with multiple eagles.

» SEASON/CAREER MATCH PLAY

Player	2022-23 Events	Wins	Losses	Draws	Career Events	Wins	Losses	Draws
Daniel Choi	1	1	0	0	1	1	0	0
Ethan Evans	2	1	0	1	2	1	0	1
William Love	2	0	2	0	2	0	2	0
Ian Siebers	2	0	2	0	3	0	3	0
Jimmy Zheng	1	1	0	0	2	2	0	0
John Peters	1	0	1	0	2	0	2	0
Kelly Chinn	2	2	0	0	3	3	0	0
Luke Sample	2	1	1	0	3	2	1	0
Daniel Uranga	0	0	0	0	1	0	0	1
Individual Totals	**2**	**6**	**6**	**1**	**--**	**9**	**8**	**2**

2023-24 TOURNEY RESULTS

VALSPAR COLLEGIATE

March 25-26 • The Floridian (Palm City, Fla.)

6th of 16 • 853 (+1)

Player (Lineup)	1st	2nd	3rd	Total	Par	Finish
Ethan Evans (3)	**78**	**69**	**65**	212	-1	T-15th
Luke Sample (1)	**73**	**71**	**68**	212	-1	T-15th
William Love (4)	**73**	**72**	**71**	216	+3	T-32nd
Bryan Kim (2)	**75**	**69**	73	217	+4	T-38th
Daniel Choi (5)	--*	73	**69**	--	--	--
Team	**299**	**281**	**273**	**853**	**+1**	**6th**

* round disqualified due to scorecard error

NOTABLES

• Duke finished with the second-best round on the course in both the second and third rounds, trailing only eventual tournament winner Florida State in the second round and third-ranked Vanderbilt in the third round.

• With the sixth-place finish, the Blue Devils snapped their streak of eight straight top-five finishes. It was the first non-top-five finish for Duke during the 2023-24 season.

• Duke led the field in par-3 scoring, going 11-over on those holes.

• Ethan Evans finished with just 26 putts and set a new career-low with his third-round 65, surpassing the 66 he had tallied at both the Dorado Beach Collegiate last season and at the Prestige this season.

• The third-round 6-under matched Evans' best score-to-par as a Blue Devil, joining his 6-under, 66, at the Dorado Beach Collegiate.

STITCH INTERCOLLEGIATE

April 12-13 • Lonnie Poole Golf Club (Raleigh, N.C.)

3rd of 12 • 886 (+34)

Player (Lineup)	1st	2nd	3rd	Total	Par	Finish
Luke Sample (1)	**72**	**72**	**72**	216	+3	2nd
William Love (5)	**76**	**71**	**73**	220	+7	T-9th
Ethan Evans (2)	80	**73**	**74**	227	+14	T-38th
Jimmy Zheng (3)	**76**	**73**	78	227	+14	T-38th
Bryan Kim (4)	**77**	**73**	**77**	227	+14	T-38th
Daniel Choi *	71	78	71	220	+7	T-9th
Ian Siebers *	75	71	75	221	+8	T-15th
Kelly Chinn *	75	72	77	224	+11	T-23rd
John Peters *	81	77	76	234	+21	T-53rd
Daniel Uranga *	82	84	86	252	+39	80th
Team	**301**	**289**	**296**	**886**	**+34**	**3rd**

* played individually

NOTABLES

• Duke secured its second top-three finish of the season.

• As a team, the Blue Devils shot 10-over on par-3's, tied for the best score on those holes by any team in the field.

• Duke's 169 total pars were third-best by any team in the field.

• Daniel Choi was one of just eight individuals in the field to finish under-par on par-3's, going 1-under during the event on those holes.

• Choi finished with 11 total birdies, tied for the most by a player in the field.

• With his tie for ninth place, Choi secured his best career finish.

• Luke Sample went 5-under on par-5's during the three rounds, tied for the best individual score on par-5's.

• Sample ended the event in second place, his best individual finish - and second top-five placement - of the season.

• William Love tallied his third top-10 of the season with his tie for ninth place.

ACC CHAMPIONSHIP

April 19-21 • Charlotte Country Club (Charlotte, N.C.)

6th of 12 • 854 (+2)

Player (Lineup)	1st	2nd	3rd	Total	Par	Finish
William Love (4)	**71**	**68**	**74**	213	E	T-12th
Luke Sample (1)	**70**	**71**	**73**	214	+1	T-18th
Ethan Evans (2)	**69**	**70**	75	214	+1	T-18th
Daniel Choi (5)	**73**	73	**72**	218	+5	T-30th
Ian Siebers (6)	--	**70**	**73**	143	+2	58th
Bryan Kim (3)	76	--	--	76	+5	np
Team	**283**	**278**	**287**	**851**	**+2**	**6th**

NOTABLES

• Duke paced the field in par-5 scoring, finishing at 13-under on those holes.

• The Blue Devils led the tournament in total birdies, finishing with 54.

• Daniel Choi went 4-under on par-5's, tied for second-best among all individuals.

• William Love totaled 13 birdies, tying for second-most by any player in the field.

NCAA BATON ROUGE REGIONAL

May 13-15 • University Club (Baton Rouge, La.)

7th of 12 • 873 (+9)

Player (Lineup)	1st	2nd	3rd	Total	Par	Finish
Ethan Evans (2)	**71**	**67**	**72**	210	-6	T-2nd
Luke Sample (1)	**74**	**74**	**70**	218	+2	T-20th
William Love (3)	**72**	**74**	77	223	+7	T-38th
Bryan Kim (4)	**74**	**76**	--	150	+6	np
Daniel Choi (5)	76	--	**74**	150	+6	np
Ian Siebers (6)	--	**76**	**75**	151	+7	np
Team	**291**	**291**	**291**	**873**	**+9**	**7th**

NOTABLES

• Evans advanced to the NCAA Championship as the low individual on a non-advancing team

• Evans' second-place finish tied for the best finish at an NCAA Regional in program history, matching Jason Buha (1997) and Adam Long (2010).

• Evans led the field with 42 pars across the three rounds, setting a new career-high for pars in a tournament.

• The sophomore shot 1-under on par-4's and finished under-par on par-4's for the second time this season and third time in his career.

• William Love led the Blue Devils in total birdies, with 12, and tallied double-digit birdies in six of his eight tournaments this season.

NCAA CHAMPIONSHIP (STROKE PLAY)

May 24-26 • Omni La Costa Resort & Spa (Carlsbad, Calif.)

82nd • 220 (+4)

Player (Lineup)	1st	2nd	3rd	Total	Par	Finish
Ethan Evans *	78	75	67	220	+4	82nd

* played individually

NOTABLES

• The 5-under, 67, during the third round was the low round on the course and matched the best single-round score of the entire event through the first three rounds

• With his 13 total birdies across the first three rounds, Evans tied with North Carolina's David Ford for most by an individual in the event.

• The sophomore carded at least one round in the 60's in each of his three postseason starts this season.

• Evans advanced to a three-for-two playoff for a berth in the final round of stroke play, but failed to advance

SINGLE-SEASON RECORDS

STROKE AVERAGE (minimum 20 rounds)

Rk	Name	Season	Avg.
1.	Alex Smalley	2018-19	70.35
2.	Chandler Eaton	2018-19	70.71
3.	Alex Smalley	2017-18	70.78
4.	Ian Siebers	2020-21	71.07
5.	Ian Siebers	2021-22	71.18
6.	Julian Suri	2011-12	71.27
7.	Adrien Pendaries	2018-19	71.35
8.	Luke Sample	2022-23	71.47
9.	Brinson Paolini	2012-13	71.48
10.	Ryan Blaum	2003-04	71.54
	Alex Smalley	2016-17	71.54
12.	Michael Schachner	2007-08	71.70
	Chandler Eaton	2017-18	71.70
14.	Chandler Eaton	2016-17	71.74
15.	**Luke Sample**	**2023-24**	**71.78**
16.	William Love	2022-23	71.80
17.	Ryan Blaum	2004-05	71.85
18.	Chuck Taylor	1984-85	71.87
	Ryan Blaum	2005-06	71.87

ROUNDS IN THE 60S

Rk	Name	Season	No.
1.	Alex Smalley	2018-19	16
2.	Chandler Eaton	2018-19	14
3.	Ryan Blaum	2004-05	13
4.	Luke Sample	2022-23	12
	Kelly Chinn	2022-23	12
6.	Alexander Matlari	2016-17	11
	William Love	2022-23	11
8.	Ryan Blaum	2003-04	10
	Adam Wood	2015-16	10
	Chandler Eaton	2016-17	10
	Chandler Eaton	2017-18	10
	Alex Smalley	2017-18	10
13.	Ryan Blaum	2005-06	9
	Julian Suri	2011-12	9
	Evan Katz	2017-18	9
	Ian Siebers	2020-21	9
	Ethan Evans	**2023-24**	**9**

UNDER PAR ROUNDS

Rk	Name	Season	No.
1.	Ryan Blaum	2004-05	22
2.	Ryan Blaum	2005-06	20
	Alex Smalley	2017-18	20
	Chandler Eaton	2018-19	20
	Alex Smalley	2018-19	20
6.	Kelly Chinn	2022-23	18
	Luke Sample	2022-23	18
	William Love	2022-23	18
9.	Michael Schachner	2007-08	17
	Ian Siebers	2021-22	17
11.	Leif Olson	2001-02	16
	Nathan Smith	2003-04	16
	Julian Suri	2011-12	16
	Brinson Paolini	2012-13	16
	Alex Smalley	2016-17	16
	Chandler Eaton	2016-17	16
	Ian Siebers	2020-21	16
	Quinn Riley	2021-22	16

PAR OR BETTER ROUNDS

Rk	Name	Season	No.
1.	Alex Smalley	2016-17	25
	Alex Smalley	2017-18	25
	Chandler Eaton	2018-19	25
4.	Alex Smalley	2018-19	24
5.	Luke Sample	2022-23	23
5.	Jason Buha	1996-97	22
	Ryan Blaum	2005-06	22
	Ian Siebers	2021-22	22
8.	Nathan Smith	2003-04	21
	Chandler Eaton	2016-17	21
	Chandler Eaton	2017-18	21
	Ian Siebers	2022-23	21

ROUNDS

Rk	Name	Season	No.
1.	Nathan Smith	2004-05	42
2.	Jason Widener	1989-90	40
	John Karcher	1989-90	40
	Dave Patterson	1989-90	40
	Mike Christensen	1996-97	40
	Chris Schmid	1996-97	40
	Leif Olson	2000-01	40

TOURNAMENT WINS

Rk	Name	Season	No.
1.	Charlie Bolling	1980-81	5
2.	Ryan Blaum	2004-05	3
3.	Roger Peacock	1931-32	2
	Cliff Perry	1934-35	2
	Cliff Perry	1935-36	2
	Johnny Morris	1936-37	2
	Skip Alexander	1938-39	2
	Grover Poole	1941-42	2
	John Karcher	1987-88	2
	John Karcher	1988-89	2
	Leif Olson	2002-03	2
	Nathan Smith	2003-04	2
	Michael Schachner	2007-08	2
	Julian Suri	2011-12	2
	Alexander Matlari	2016-17	2

TOP 5 FINISHES

Rk	Name	Season	No.
1.	Chuck Taylor	1984-85	8
2.	Charlie Bolling	1980-81	6
	Joe Ogilvie	1995-96	6
	Alex Smalley	2016-17	6
	Alex Smalley	2018-19	6
6.	Chuck Taylor	1983-84	5
	Jason Buha	1996-97	5
	Ryan Blaum	2004-05	5
	Julian Suri	2011-12	5
	Alex Smalley	2016-17	5
	Alex Smalley	2017-18	5
	Luke Sample	2022-23	5

TOP 10 FINISHES

Rk	Name	Season	No.
1.	Chuck Taylor	1984-85	12
2.	Charlie Bolling	1980-81	8
	Chuck Taylor	1984-85	8
	John Karcher	1989-90	8
	Joe Ogilvie	1995-96	8
	Alex Smalley	2018-19	8
7.	Jason Widener	1989-90	7
	Jason Buha	1996-97	7
	Ryan Blaum	2004-05	7
	Ryan Blaum	2005-06	7
	Adam Wood	2015-16	7
	Alex Smalley	2017-18	7

TOP 20 FINISHES

Rk	Name	Season	No.
1.	Chuck Taylor	1984-85	12
2.	Jason Buha	1995-96	11
	Brinson Paolini	2012-13	11
	Alex Smalley	2018-19	11
5.	Jason Widener	1989-90	10
	Jason Buha	1996-97	10
	Nathan Smith	2003-04	10
	Ryan Blaum	2005-06	10

TOURNAMENTS PLAYED

Rk	Name	Season	No.
1.	Mike Muehr	1992-93	14
	Justin Klein	1995-96	14
	Joe Ogilvie	1995-96	14
	Jason Buha	1995-96	14
	Mike Christensen	1996-97	14
	Chris Schmid	1996-97	14
	Leif Olson	2000-01	14
	Nathan Smith	2004-05	14

LOW STROKE AVERAGE PER SEASON

Season	Name	Avg.
1973-74	Lee Keesler	76.7
1974-75	Lee Keesler	76.8
1975-76	Bob Capera	74.2
1976-77	Charlie Bolling	73.5
1977-78	Jeff Goettman	76.1
1978-79	Bob Stanger	74.8
	Paul Hindsley	74.8
1979-80	Bob Stanger	74.3
1980-81	Charlie Bolling	72.6
1981-82	Chuck Taylor	75.3
1982-83	Chuck Taylor	72.5
1983-84	Chuck Taylor	72.6
1984-85	Chuck Taylor	71.9
1985-86	Bill Black	74.2
1986-87	John Karcher	73.8
1987-88	John Karcher	73.8
1988-89	John Karcher	73.5
1989-90	Jason Widener	73.1
1990-91	Jason Widener	73.8
1991-92	Mike Muehr	73.7
1992-93	Jason Widener	73.9
1993-94	Mike Muehr	74.1
1994-95	Joe Ogilvie	73.8
1995-96	Jason Buha	73.7
1996-97	Jason Buha	71.9
1997-98	Mike Christensen	73.2
1998-99	Marc Chatelain	72.9
1999-00	Matt Krauss	72.7
2000-01	Matt Krauss	72.8
2001-02	Leif Olson	72.9
2002-03	Ryan Blaum	73.3
2003-04	Ryan Blaum	71.5
2004-05	Ryan Blaum	71.9
2005-06	Ryan Blaum	71.9
2006-07	Michael Schachner	72.6
2007-08	Michael Schachner	71.6
2008-09	Adam Long	73.0
2009-10	Adam Long	72.3
	Brinson Paolini	72.3
2010-11	Brinson Paolini	72.2
2011-12	Julian Suri	71.3
2012-13	Brinson Paolini	71.5
2013-14	Motin Yeung	73.5
2014-15	Adam Wood	72.7
2015-16	Adam Wood	71.9
2016-17	Alex Smalley	71.5
2017-18	Alex Smalley	70.8
2018-19	Alex Smalley	70.7
2019-20	Evan Katz	70.9
2020-21	Ian Siebers	71.1
2021-22	Ian Siebers	71.2
2022-23	Luke Sample	71.5
2023-24	Luke Sample	71.8

HIGHEST FINAL NATIONAL RATING

(GOLFSTAT UNTIL 2023-24 SEASON WHEN SCOREBOARD WAS INTRODUCED)

Rk	Name	Season	Rating
1.	Jason Buha	1996-97	7
2.	Alex Smalley	2018-19	8
	Evan Katz	2019-20	8
4.	Julian Suri	2011-12	17
5.	Adrien Pendaries	2019-20	22
6.	Brinson Paolini	2012-13	23
	Ryan Blaum	2004-05	23
8.	Michael Schachner	2007-08	25
9.	Ryan Blaum	2005-06	26
10.	Jason Buha	1995-96	31
11.	Chandler Eaton	2018-19	32
12.	Ryan Blaum	2003-04	33
13.	Alex Smalley	2017-18	35

CAREER RECORDS

STROKE AVERAGE (minimum 50 rounds)

Rk	Name	Seasons	Avg.
1.	Alex Smalley	2015-19	71.32
2.	Chandler Eaton	2016-20	71.59
3.	Adrien Pendaries	2017-21	71.82
4.	Ian Siebers	2020-present	71.85
5.	**Luke Sample**	**2021-present**	**72.02**
6.	**William Love**	**2022-present**	**72.07**
7.	Ryan Blaum	2002-06	72.14
8.	Brinson Paolini	2009-13	72.22
9.	Jimmy Zheng	2020-present	72.49
10.	Matt Oshrine	2015-17	72.56
11.	Adam Wood	2015-18	72.65
12.	Adam Long	2006-10	72.71
	Ethan Evans	**2022-present**	**72.71**
14.	**Kelly Chinn**	**2021-present**	**72.72**
15.	Evan Katz	2017-21	72.76
16.	Julian Suri	2009-13	72.78

ROUNDS IN THE 60S

Rk	Name	Seasons	No.
1.	Alex Smalley	2015-19	37
2.	Ryan Blaum	2002-06	35
	Chandler Eaton	2016-20	35
4.	Ian Siebers	2020-present	29
5.	Brinson Paolini	2009-13	28
	Adrien Pendaries	2017-21	28
7.	**Luke Sample**	**2021-present**	**27**
8.	Jake Shuman	2014-18	24
9.	Julian Suri	2009-13	22
10.	Jimmy Zheng	2020-present	21
11.	**Kelly Chinn**	**2021-present**	**20**
12.	Michael Schachner	2004-08	19
13.	Adam Wood	2015-18	18

UNDER PAR ROUNDS

Rk	Name	Season	No.
1.	Alex Smalley	2015-19	67
2.	Ryan Blaum	2002-06	63
3.	Ian Siebers	2020-present	57
4.	Chandler Eaton	2016-20	53
5.	Brinson Paolini	2009-13	48
6.	Julian Suri	2009-13	47
7.	Jake Shuman	2015-18	46
8.	Leif Olson	1999-03	45
	Adrien Pendaries	2017-21	45
10.	**Luke Sample**	**2021-present**	**44**
11.	Matt Krauss	1998-02	41

PAR OR BETTER ROUNDS

Rk	Name	Seasons	No.
1.	Alex Smalley	2015-19	90
2.	Ian Siebers	2020-present	74
3.	Chandler Eaton	2016-20	71
4.	Brinson Paolini	2009-13	69
5.	Ryan Blaum	2002-06	65
6.	Jake Shuman	2014-18	62
7.	Leif Olson	1999-03	61
8.	Julian Suri	2009-13	58
	Adam Wood	2014-18	58
10.	**Luke Sample**	**2021-present**	**56**
11.	Adrien Pendaries	2017-21	55

TOURNAMENT WINS

Rk	Name	Seasons	No.
1.	Ryan Blaum	2002-06	6
2.	Charlie Bolling	1977-79, 81	5
3.	Cliff Perry	1934-36	4
	Skip Alexander	1938-40	4
	John Karcher	1987-90	4
6.	Grover Poole	1941-42	3
	Chuck Taylor	1981-85	3
	Julian Suri	2009-13	3

TOURNAMENTS PLAYED

Rk	Name	Seasons	No.
1.	Leif Olson	1999-03	52
2.	Jason Widener	1989-93	49
	Alex Smalley	2015-19	49
4.	Mike Christensen	1996-00	48
	Adam Long	2006-10	48
	Clark Klaasen	2005-09	48
7.	Matt Krauss	1998-02	47
8.	Brinson Paolini	2009-13	45
	Julian Suri	2009-13	45
	Wes Roach	2007-11	45

ROUNDS

Rk	Name	Seasons	No.
1.	Leif Olson	1999-2003	152
2.	Alex Smalley	2015-19	143
3.	Jason Widener	1989-93	140
	Adam Long	2006-10	140
5.	Matt Krauss	1998-2002	138
	Mike Christensen	1996-2000	138
7.	Clark Klaasen	2005-09	137
8.	Brinson Paolini	2009-13	133
	Julian Suri	2009-13	133
	John Karcher	1986-90	133

TOP 5 FINISHES

Rk	Name	Seasons	No.
1.	Alex Smalley	2015-19	18
2.	Chuck Taylor	1981-85	17
3.	Jason Widener	1989-93	12
	Brinson Paolini	2009-13	12
5.	John Karcher	1986-90	10
	Ryan Blaum	2002-06	10
	Julian Suri	2009-13	10
8.	Joe Ogilvie	1992-96	9
	Chandler Eaton	2016-20	9
10.	Jason Buha	1993-97	8
	Nathan Smith	2002-06	8
	Michael Schachner	2004-08	8

TOP 10 FINISHES

Rk	Name	Seasons	No.
1.	Chuck Taylor	1981-85	25
	Alex Smalley	2015-19	25
3.	Ryan Blaum	2002-06	21
4.	John Karcher	1986-90	18
	Jason Widener	1989-93	18
	Brinson Paolini	2009-13	18
	Julian Suri	2009-13	18
8.	Jason Widener	1989-93	16
	Joe Ogilvie	1992-96	16
10.	Chandler Eaton	2016-20	14

TOP 20 FINISHES

Rk	Name	Seasons	No.
1.	Alex Smalley	2015-19	32
2.	Ryan Blaum	2002-06	31
3.	Brinson Paolini	2009-13	28
4.	Chuck Taylor	1981-85	28
5.	Jason Widener	1989-93	27
6.	Adam Long	2006-10	27
7.	Julian Suri	2009-13	27
8.	Leif Olson	1999-03	25
9.	Jason Buha	1993-97	22
	Adam Wood	2015-18	22

INDIVIDUAL CAREER LOW ROUNDS

18 Holes (vs. Par)

Par	Total	Player	Season	Course	Tournament
-10	60	Michael Schachner	2006-07	Golden Horseshoe GC	NCAA Championship
-10	61	Alex Smalley	2018-19	Univ. of Louisville GC	Louisville Cardinal Challenge
-9	**63**	**William Love**	**2022-23**	**TPC Dorado -- Sugarcane Course**	**Dorado Beach Collegiate**
-9	**62**	**William Love**	**2022-23**	**Lonnie Poole Golf Course**	**Stitch Intercollegiate**
-8	63	Alexander Matlari	2016-17	GCU Championship GC	GCU Invitational
-8	63	Michael Schachner	2004-05	GC of Tennessee	NCAA East Regional
-8	64	Adam Long	2009-10	Forest Hills GC	Administaff Augusta State Invitational
-8	64	Adrien Pendaries	2018-19	The Cliffs at Keowee Falls	Clemson Invitational
-8	64	Chandler Eaton	2018-19	Old North State Club	ACC Championship
-7		20 times, last: **Bryan Kim, 2023-24, Golf Club of Georgia, GC of Georgia Collegiate**			

18 Holes (Total)

Total	Player	Season	Course	Tournament
60	Michael Schachner	2006-07	Golden Horseshoe GC	NCAA Championship
61	Alex Smalley	2018-19	Univ. of Louisville GC	Louisville Cardinal Challenge
62	**William Love**	**2022-23**	**Lonnie Poole Golf Course**	**Stitch Intercollegiate**
63	Alexander Matlari	2016-17	GCU Championship GC	GCU Invitational
63	Michael Schachner	2004-05	GC of Tennessee	NCAA East Regional
63	**William Love**	**2022-23**	**TPC Dorado -- Sugarcane Course**	**Dorado Beach Collegiate**
64	Spencer Anderson	2008-09	Mark Bostick GC	SunTrust Gator Invitational
64	Adam Long	2009-10	Forest Hills GC	Administaff Augusta State Invitational
64	Jake Shuman	2017-18	Lonnie Poole GC	NCAA Raleigh Regional
64	Harrison Taee	2018-19	Univ. of Louisville GC	Louisville Cardinal Challenge
64	Adrien Pendaries	2018-19	Univ. of Louisville GC	Louisville Cardinal Challenge
64	Adrien Pendaries	2018-19	The Cliffs at Keowee Falls	Clemson Invitational
64	Chandler Eaton	2018-19	Old North State Club	ACC Championship
64	Ian Siebers	2021-22	The Floridian GC	Valspar Collegiate
65	30x. last: **Ethan Evans, 2023-24, Valspar Collegiate, The Floridian**			

36 Holes (Total)

Total	Par	Player	Season	Course	Tournament
127	-15	Alex Smalley	2018-19	Univ. of Louisville GC	Louisville Cardinal Challenge
132	-12	Alex Smalley	2017-18	Golf Club of Georgia - Lakeside Course	Golf Club of Georgia Collegiate
132	-10	Michael Schachner	2004-05	GC of Tennessee	NCAA East Regional
132	-10	Alex Smalley	2018-19	The Floridian GC	Valspar Collegiate
132	-12	Adrien Pendaries	2018-19	The Cliffs at Keowee Falls	Clemson Invitational
133	-11	Max Greyserman	2015-16	Pumpkin Ridge GC	Nike Golf Collegiate Invitational
133	-11	Steven DiLisio	2018-19	Georgia Southern GC	Georgia South Individual Collegiate
134	-8	Alex Smalley	2015-16	Springdale GC	Princeton Invitational
134	-8	Adam Wood	2017-18	Pumpkin Ridge GC	Nike Golf Collegiate Invitational
134	-8	Adrien Pendaries	2018-19	Univ. of Louisville GC	Louisville Cardinal Challenge
134	-8	Ian Siebers	2021-22	The Floridian GC	Valspar Collegiate
134	**-10**	**William Love**	**2022-23**	**TPC Dorado -- Sugarcane Course**	**Dorado Beach Collegiate**
135		10 times, last: **Luke Sample, 2022-23, Ocean Club Golf Course, White Sands Bahamas Invitational**			

54 Holes (Total)

Total	Par	Player	Season	Course	Tournament
197	-16	Alex Smalley	2018-19	Univ. of Louisville GC	Louisville Cardinal Challenge
199	**-17**	**William Love**	**2022-23**	**TPC Dorado -- Sugarcane Course**	**Dorado Beach Collegiate**
200	-16	Adrien Pendaries	2018-19	The Cliffs at Keowee Falls	Clemson Invitational
201	-12	Leif Olson	2002-03	Stanford GC	The Nelson
201	-12	Ryan Blaum	2003-04	Stanford GC	The Nelson
202	-14	Ryan Blaum	2005-06	MacGregor Downs GC	Courtyard by Marriott Intercollegiate
202	-11	Julian Suri	2011-12	The Club at Irish Creek	Irish Creek Collegiate
202	-14	Ian Siebers	2022-23	TPC Dorado -- Sugarcane Course	Dorado Beach Collegiate
203	-7	Michael Schachner	2007-08	Mark Bostick GC	SunTrust Gator Invitational
203	-12	Adam Wood	2015-16	Pumpkin Ridge GC	Nike Golf Collegiate Invitational
203	-13	Ian Siebers	2020-21	MacGregor Downs GC	Stitch Intercollegiate
203	**-10**	**Kelly Chinn**	**2021-22**	**The Floridian GC**	**Valspar Collegiate**
204	-9	Jason Buha	1996-97	Keswick GC	Keswick Club Cavalier Classic

FRESHMAN RECORDS*

STROKE AVERAGE (minimum 20 rounds)

Rk	Name	Season	Avg.
1.	Ian Siebers	2020-21	71.07
2.	William Love	2022-23	71.80
3.	Adrien Pendaries	2017-18	72.15
4.	Brinson Paolini	2009-10	72.33
5.	Jimmy Zheng	2020-21	72.65
6.	Adam Wood	2014-15	72.66
7.	Alex Smalley	2015-16	72.67
8.	**Bryan Kim**	**2023-24**	**72.70**
9.	Mads Soegaard	2012-13	72.71
10.	Adam Long	2006-07	72.85
11.	Kelly Chinn	2021-22	72.86
12.	Luke Sample	2021-22	72.91
13.	Yaroslav Merkulov	2010-11	73.09
	Ethan Evans	2022-23	73.09
15.	Jason Widener	1989-90	73.10
	Matthew Pierce	2007-08	73.10

ROUNDS IN THE 60S

Rk	Name	Season	No.
1.	William Love	2022-23	11
2.	Chandler Eaton	2016-17	10
3.	Ian Siebers	2020-21	9
4.	Adrien Pendaries	2017-18	8
5.	Michael Schachner	2004-05	6
	Brinson Paolini	2009-10	6
	Yaroslav Merkulov	2010-11	6
	Ethan Evans	2022-23	6
9.	Mike Christensen	1996-97	4
	Matthew Pierce	2007-08	4
	Jake Shuman	2014-15	4
	Adam Wood	2014-15	4
	Alex Smalley	2015-16	4
	Kelly Chinn	2021-22	4
	Daniel Choi	2022-23	4
	Bryan Kim	**2023-24**	**4**

UNDER PAR ROUNDS

Rk	Name	Season	No.
1.	William Love	2022-23	18
2.	Chandler Eaton	2016-17	16
	Ian Siebers	2020-21	16
4.	Adrien Pendaries	2017-18	14
5.	Kelly Chinn	2021-22	13
	Ethan Evans	2022-23	13
7.	Luke Sample	2021-22	12
8.	Brinson Paolini	2009-10	11
	Jake Shuman	2014-15	11
	Alex Smalley	2015-16	11
	Bryan Kim	**2023-24**	**11**
11.	Mads Soegaard	2012-13	10
12.	Jason Widener	1989-90	9
	Ryan Blaum	2002-03	9
	Michael Schachner	2004-05	9
	Julian Suri	2009-10	9
	Adam Wood	2014-15	9

PAR OR BETTER ROUNDS

Rk	Name	Season	No.
1.	Chandler Eaton	2016-17	21
2.	William Love	2022-23	19
3.	Brinson Paolini	2009-10	18
	Ian Siebers	2020-21	18
5.	Alex Smalley	2015-16	16
6.	Adam Wood	2014-15	15
	Adrien Pendaries	2017-18	15
	Kelly Chinn	2021-22	15
	Ethan Evans	2022-23	15
10.	Mads Soegaard	2012-13	14
	Jake Shuman	2014-15	14
	Luke Sample	2021-22	14
	Bryan Kim	**2023-24**	**14**
13.	Adam Long	2006-07	13
	Julian Suri	2009-10	13

TOURNAMENT WINS

Rk	Name	Season	No.
1.	Jason Widener	1989-90	1
	Justin Klein	1992-93	1
	Matt Krauss	1998-99	1
	Alex Smalley	2015-16	1
	Steven DiLisio	2016-17	1
	William Love	2022-23	1

TOURNAMENTS PLAYED

Rk	Name	Season	No.
1.	Mike Christensen	1996-97	14
2.	Jason Widener	1989-90	13
	Justin Klein	1992-93	13
	Julian Suri	2009-10	13
	Jake Shuman	2014-15	13
	Adam Wood	2014-15	13
	Chandler Eaton	2016-17	13
	Ethan Evans	2022-23	13
8.	Pete O'Brien	1988-89	12
	Leif Olson	1999-00	12
	Michael Quagliano	2004-05	12
	Brinson Paolini	2009-10	12
	Alex Smalley	2015-16	12
	Kelly Chinn	2021-22	12
	William Love	2022-23	12
	Bryan Kim	**2023-24**	**12**

ROUNDS

Rk	Name	Season	No.
1.	Jason Widener	1989-90	40
	Mike Christensen	1996-97	40
3.	Julian Suri	2009-10	39
	Chandler Eaton	2016-17	39
5.	Ethan Evans	2022-23	37
6.	Justin Klein	1992-93	36
	Michael Quagliano	2004-05	36
	Brinson Paolini	2009-10	36
	Jake Shuman	2014-15	36
	Kelly Chinn	2021-22	36
11.	Adam Wood	2014-15	35
	William Love	2022-23	35

TOP 5 FINISHES

Rk	Name	Season	No.
1.	Jason Widener	1989-90	4
	Chandler Eaton	2016-17	4
3.	Michael Schachner	2004-05	2
	Brinson Paolini	2009-10	2
	Mads Soegaard	2012-13	2
	Alex Smalley	2015-16	2
	Steven DiLisio	2016-17	2
	William Love	2022-23	2

TOP 10 FINISHES

Rk	Name	Seasons	No.
1.	Jason Widener	1989-90	7
2.	Mike Christensen	1996-97	5
	William Love	2022-23	5
4.	Brinson Paolini	2009-10	4
	Alex Smalley	2015-16	4
	Ian Siebers	2020-21	4
7.	Ryan Blaum	2002-03	3
	Julian Suri	2009-10	3
	Mads Soegaard	2012-13	3
	Adam Wood	2014-15	3
	Adrien Pendaries	2017-18	3

TOP 20 FINISHES

Rk	Name	Seasons	No.
1.	Jason Widener	1989-90	10
2.	Adam Wood	2014-15	8
3.	Julian Suri	2009-10	7
	Ian Siebers	2020-21	7
	William Love	2022-23	7
5.	Mike Christensen	1996-97	6
	Ryan Blaum	2002-03	6
	Adam Long	2006-07	6
	Mads Soegaard	2012-13	6
	Adrien Pendaries	2017-18	6
10.	Justin Klein	1992-93	5
	Leif Olson	1999-00	5
	Brinson Paolini	2009-10	5
	Alex Smalley	2015-16	5

FRESHMAN LOW ROUNDS

18 Holes (vs. Par)

Par	Total	Player	Course	Tournament
-9	63	William Love	TPC Dorado -- Sugarcane Course	2023 Dorado Beach Collegiate
-9	62	William Love	Lonnie Poole Golf Course	2023 Stitch Intercollegiate
-8	63	Michael Schachner	GC of Tennessee	2005 NCAA East Regional
-7	65	Jeff Edelman	Devils Ridge GC	2007 Courtyard by Marriott Intercollegiate
-7	65	Matthew Pierce	River Landing GC - Landing Course	2008 River Landing Intercollegiate
-7	65	Chandler Eaton	Grandover Resort - West Course	2016 Bridgestone Golf Collegiate
-7	**65**	**Bryan Kim**	**Golf Club of Georgia**	**GC of Georgia Collegiate**
-6	66	Jeff Goettman	North Ridge CC	1978 ACC Championship
-6	65	Adam Long	Bulls Bay GC	2007 Hootie at Bulls Bay
-6	64	Spencer Anderson	Mark Bostic GC	2009 SunTrust Gator Invitational
-6	66	Brinson Paolini	Old North State Club	2010 ACC Championship
-6	66	Steven DiLisio	Paradise Point GC 2017 Intercollegiate Golf Championship	
-6	66	Ian Siebers	MacGregor Downs GC	2021 Stitch Intercollegiate
-6	66	Ian Siebers	MacGregor Downs GC	2021 Stitch Intercollegiate
-6	65	Kelly Chinn	The Floridian GC	2022 Valspar Collegiate
-6	66	Ethan Evans	TPC Dorado -- Sugarcane Course	2023 Dorado Beach Collegiate
-5	66	Jason Widender	TPC at Woodlands1990 Golf Digest Collegiate Invitational	
-5	67	Jason Widener	Duke University GC	1990 Iron Duke Classic
-5	67	Mike Christensen	Keswick GC	1996 Keswick Club Cavalier Classic
-5	66	Ryan Blaum	Stanford GC	2002 The Nelson
-5	65	Brinson Paolini	Warren GC	2010 NCAA Central Regional
-5	66	Alex Smalley	Springdale GC	2016 Princeton Invitational
-5	67	Cameron Martinez-Piedra	River Landing GC 2021 Seahawk Intercollegiate	
-5	67	Daniel Choi	TPC Dorado -- Sugarcane Course	2023 Dorado Beach Collegiate
-5	67	William Love	The Floridian GC	2023 Valspar Collegiate
-5	67	William Love	Jimmie Austin OU Golf Club	2023 NCAA Norman Regional
-5	**66**	**Bryan Kim**	**PGA West - Greg Norman Course**	**2024 The Prestige**

54 Holes (vs. Par)

Par	Total	Player	Course	Tournament
-17	199	William Love	TPC Dorado - Sugarcane Course	2023 Dorado Beach Collegiate
-13	203	Ian Siebers	MacGregor Downs GC	2021 Stitch Intercollegiate
-12	204	Ethan Evans	TPC Dorado - Sugarcane Course	2023 Dorado Beach Collegiate
-10	203	Kelly Chinn	The Floridian GC 2022 Valspar Collegiate	
-9	204	Michael Schachner	GC of Tennessee 2005 NCAA East Regional	
-8	208	Chandler Eaton	Grandover Resort - West Course	2016 Bridgestone Golf Collegiate
-8	205	William Love	The Floridian GC 2023 Valspar Collegiate	
-7	209	William Love	Jimmie Austin OU Golf Club	2023 NCAA Norman Regional
-6	210	Jason Widener	Northgreen CC	1990 ACC Championship
-6	210	Michael Quagliano	Duke University GC	2004 Coca-Cola Duke Golf Classic
-6	210	Brinson Paolini	Old North State Club	2010 ACC Championship
-6	210	Chandler Eaton	GC of Georgia	2016 Golf Club of Georgia Collegiate
-6	207	Chandler Eaton	Querencia GC	2016 Querencia Cabo Collegiate
-6	210	Adrien Pendaries	Old North State Club	2018 ACC Championship
-6	210	Daniel Choi	TPC Dorado - Sugarcane Course	2023 Dorado Beach Collegiate
-5	211	Ryan Blaum	Sawgrass CC	2003 Mercedez-Benz Collegiate Championship
-5	211	Julian Suri	CordeValle GC	2009 Gifford Collegiate Golf Championship
-5	208	Adrien Pendaries	Lonnie Poole GC	2018 NCAA Raleigh Regional
-5	211	William Love	Ocean Club Course	2022 White Sands Bahamas Invitational

***FRESHMAN RECORDS INCOMPLETE PRIOR TO 1987-88 SEASON**

INDIVIDUAL VICTORIES

No.	Season	Name	Score	Tournament
1.	1931-32	Roger Peacock		Southern Conference
2.	1931-32	Roger Peacock		State Intercollegiate
3.	1933-34	Cliff Perry	79-73=152 (+8)	(co) State Intercollegiate
4.	1933-34	Cliff Perry	76-73=149 (+5)	Southern Conference
5.	1935-36	Cliff Perry	73-67=140 (-4)	State Intercollegiate
6.	1935-36	Cliff Perry	73-75=148 (+4)	Southern Conference
7.	1936-37	Johnny Morris	35-34=69 (-3)	State Intercollegiate
8.	1936-37	Johnny Morris	69-73=142 (-2)	Southern Conference
9.	1937-38	Tom Perry	76-70=146 (+2)	State Intercollegiate
10.	1937-38	Skip Alexander		+ Southern Conference
11.	1938-39	Bob Brownell	144 (E)	State Intercollegiate
12.	1938-39	Joe Taylor	match-play event	Southern Intercollegiate
13.	1938-39	Skip Alexander	145 (+1)	Southern Intercollegiate
14.	1938-39	Skip Alexander	76-70=146 (+2)	Southern Conference
15.	1939-40	Skip Alexander	143 (-1)	Southern Intercollegiate
16.	1939-40	Henry Russell	74-72=146 (+2)	Southern Conference
17.	1940-41	Grover Poole	151 (+7)	Southern Conference
18.	1940-41	Bob Brownell	match-play event	Southern Intercollegiate
19.	1941-42	Grover Poole	146 (+2)	Southern Conference
20.	1941-42	Grover Poole	match-play event	Southern Intercollegiate
21.	1946-47	Jimmy McNair	142 (-2)	(co) Southern Conference
22.	1950-51	Lou McLennan	147 (+3)	Southern Conference
23.	1961-62	John Abernethy	73-71=144 (E)	(co) Atlantic Coast Conference
24.	1965-66	Fred Ewald	76-78=154 (+10)	(co) Atlantic Coast Conference
25.	1968-69	Thorny Hoelle	72-75=147 (+3)	(co) Atlantic Coast Conference
26.	1973-74	Lee Keesler		Palmetto Invitational
27.	1978-79	Bob Stanger		Iron Duke Intercollegiate
28.	1980-81	Charlie Bolling	218 (+2)	Grandfather Mountain Invitational
29.	1980-81	Charlie Bolling	146 (+2)	Kings Mill Invitational
30.	1980-81	Charlie Bolling	109	Guilford Invitational
31.	1980-81	Charlie Bolling	145 (+1)	East Carolina Invitational
32.	1980-81	Charlie Bolling	209 (-7)	Tar Heel Invitational
33.	1980-81	Tim Mittlehauser	214 (-2)	Duke Invitational
34.	1981-82	Chuck Taylor		Valentine Invitational
35.	1983-84	Chuck Taylor		John Ryan Memorial
36.	1984-85	Chuck Taylor		Guilford College Invitational
37.	1987-88	John Karcher	73-73=146 (+2)	Charleston Invitational
38.	1987-88	John Karcher	71-71-72=214 (-2)	Gamecock Invitational
39.	1988-89	John Karcher	69-76=145 (+1)	John Ryan Memorial
40.	1988-89	John Karcher	71-66=137 (-7)	Tar Heel Invitational
41.	1989-90	Bruce Kenerson	73-71-71=215 (-1)	(co) Carpet Capital Classic
42.	1989-90	Jason Widener	70-70-70=210 (-6)	Atlantic Coast Conference
43.	1992-93	Justin Klein	71-69-75=215 (-1)	Lonnie D. Small Memorial
44.	1992-93	Mike Muehr	68-73-68=209 (-4)	Stanford Shoot-Out
45.	1996-97	Jason Buha	67-69-68=204 (-12)	Keswick Club Cavalier Classic
46.	1998-99	Matt Krauss	75-68-69=212 (-4)	Atlantic Coast Conference
47.	2000-01	Kevin Streelman	69-71-69=209 (-7)	The Intercollegiate
48.	2002-03	Leif Olson	70-70-75=215 (+1)	(co) The Ridges
49.	2002-03	Leif Olson	70-66-65=201 (-12)	The Nelson
50.	2003-04	Ryan Blaum	66-69-66=201 (-12)	(co) The Nelson
51.	2003-04	Nathan Smith	68-70-69=207 (-9)	(co) Augusta State Invitational
52.	2004-05	Ryan Blaum	68-71-69=208 (-8)	Landfall Tradition
53.	2004-05	Ryan Blaum	68-71-67=206 (-10)	Atlantic Coast Conference
54.	2005-06	Ryan Blaum	65-70-67=202 (-14)	Courtyard by Marriott Intercoll.
55.	2007-08	Michael Schachner	68-68-67=203 (-7)	(co) SunTrust Gator Invitational
56.	2007-08	Michael Schachner	68-72-69=209 (-7)	(p/o) River Landing Intercollegiate
57.	**2009-10**	**Adam Long**	**77-69-68=214 (+1)**	**N.C. State Wolfpack Intercoll.**
58.	**2011-12**	**Julian Suri**	**70-73-68=211 (-5)**	**Rod Myers Invitational**
59.	**2011-12**	**Julian Suri**	**65-70-70=205 (-11)**	**John A. Burns Intercollegiate**
60.	**2011-12**	**Brinson Paolini**	**73-69-66=208 (-8)**	**River Landing Intercollegiate**
61.	**2012-13**	**Julian Suri**	**70-69-70=209 (-7)**	**(co) Rod Myers Invitational**
62.	**2012-13**	**Adam Sumrall**	**70-67=137 (-7)**	**The Trojan**
63.	**2014-15**	**Motin Yeung**	**68 (-4)**	**Blue Devil Spring Shootout**
64.	**2015-16**	**Matt Oshrine**	**68-69=137 (-7)**	**Seahawk Intercollegiate**
65.	**2015-16**	**Alex Smalley**	**68-66=134 (-8)**	**Princeton Invitational**
66.	**2016-17**	**Jake Shuman**	**70-71-68=209 (-4)**	**(co) Inverness Intercollegiate**
67.	**2016-17**	**Andrew Bieber**	**70-68-72=210 (-4)**	**Intercollegiate Golf Championship**
68.	**2016-17**	**Steven DiLisio**	**73-70=143 (-1)**	**Heel Pack Individual**
69.	**2016-17**	**Shrish Dwivedi**	**70-68=138 (-6)**	**(co) Myrtle Beach Intercollegiate**
70.	**2016-17**	**Alexander Matlari**	**67-71=138 (-6)**	**(co) Myrtle Beach Intercollegiate**
71.	**2016-17**	**Alexander Matlari**	**71-73=144 (+2)**	**(co) Queens Invitational**
72.	**2017-18**	**Adam Wood**	**75-71-71=217 (+4)**	**(co) D.A. Weibring Invitational**
73.	**2017-18**	**Chandler Eaton**	**74-71-72=217 (+4)**	**(co) D.A. Weibring Invitational**
74.	**2018-19**	**Alex Smalley**	**61-66-70=197 (-16)**	**Louisville Cardinal Challenge**
75.	**2018-19**	**Chandler Eaton**	**70-67-67=204 (-6)**	**Nike Golf Collegiate Invitational**
76.	**2018-19**	**Steven DiLisio**	**66-67-75=208 (-8)**	**Georgia Southern Indiv. Coll.**
77.	**2021-22**	**Quinn Riley**	**70-71-71=212 (-4)**	**Stitch Intercollegiate**
78.	**2022-23**	**Ian Siebers**	**69-72-70=211 (-5)**	**^ (co) Georgetown Intercollegiate**
79.	**2022-23**	**William Love**	**71-63-65=199 (-17)**	**Dorado Beach Collegaite**

+ awarded individual title via coin toss after tying with two others for medalist honors
^ awarded first-place trophy based on tiebreaker
(co) denotes co-champion
(p/o) won tournament in a playoff
bold *-- occured under Head Coach Jamie Green*

TEAM CHAMPIONSHIPS

No.	Season	Tournament
1.	1922	Southern Conference
2.	1932	State Championship
3.	1933	State Championship
4.	1933	Southern Conference
5.	1935	State Championship
6.	1935	Southern Conference
7.	1936	State Championship
8.	1936	Southern Conference
9.	1936	State Championship
10.	1937	Southern Conference
11.	1938	State Championship
12.	1938	Southern Conference
13.	1939	State Championship
14.	1939	Southern Intercollegiate
15.	1939	Southern Conference
16.	1940	Southern Conference
17.	1941	Southern Conference
18.	1942	Southern Conference
19.	1947	Southern Intercollegiate
20.	1948	Southern Conference
21.	1949	Southern Conference
22.	1951	Southern Conference
23.	1954	Atlantic Coast Conference
24.	1959	Atlantic Coast Conference
25.	1961	Atlantic Coast Conference
26.	1962	Atlantic Coast Conference
27.	1966	Atlantic Coast Conference
28.	1971	Big Four Tournament
29.	1972	Annual Collegiate Invitational
30.	1978	Guilford College Invitational
31.	1978	Iron Duke Classic
32.	1979	Duke Fall Invitational
33.	1979-80	Yale Invitational
34.	1979-80	Kings Mill Invitational
35.	1979-80	East Carolina Invitational
36.	1982-83	Campbell Invitational
37.	1984-85	Wolfpack Invitational
38.	1987-88	John Ryan Iron Duke Classic
39.	1987-88	Tar Heel Invitational
40.	1991-92	Jack Nicklaus Invitational
41.	1993-94	ECU/Sheraton Intercollegiate
42.	1993-94	John Ryan Iron Duke Spring Classic
43.	1994-95	Kiawah Island Intercollegiate
44.	1996-97	Wofford Invitational
45.	1996-97	Tom O'Briant Memorial
46.	1998-99	Duke Golf Classic
47.	1999-2000	The Nelson
48.	2000-01	The Intercollegiate
49.	2001-02	The Nelson
50.	2002-03	The Nelson
51.	2003-04	The Intercollegiate
52.	2003-04	Coca-Cola Duke Classic
53.	2004-05	Coca-Cola Duke Classic
54.	2004-05	Schenkel E-Z-Go Invitational
55.	2004-05	Courtyard by Marriott Intercollegiate
56.	2004-05	Atlantic Coast Conference
57.	2005-06	Coca-Cola Duke Classic
58.	2005-06	Western Intercollegiate at Pasatiempo
59.	2006-07	Fighting Illini Invitational
60.	2007-08	Coca-Cola Duke Classic
61.	2007-08	River Landing Intercollegiate
62.	2008-09	UNCG Bridgestone Collegiate
63.	**2008-09**	**River Landing Intercollegiate**
64.	**2010-11**	**TCU Match Play at Colonial**
65.	**2010-11**	**Callaway Collegiate Match Play**
66.	**2010-11**	**Irish Creek Collegiate**
67.	**2010-11**	**NCAA East Regional**
68.	**2011-12**	**Rod Myers Invitational**
69.	**2012-13**	**Tar Heel Intercollegiate**
70.	**2012-13**	**Rod Myers Invitational**
71.	**2012-13**	**Hootie at Bulls Bay Intercollegiate**
72.	**2012-13**	**Wolfpack Spring Open**
73.	**2012-13**	**ACC Championship**
74.	**2014-15**	**Bandon Dunes Championship**
75.	**2014-15**	**Blue Devil Spring Shootout**
76.	**2015-16**	**Cape Fear National Intercollegiate**
77.	**2015-16**	**Seahawk Intercollegiate**
78.	**2015-16**	**Princeton Invitational**
79.	**2016-17**	**Myrtle Beach Intercollegiate**
80.	**2016-17**	**Bridgestone Golf Collegiate**
81.	**2016-17**	**GCU Invitational**
82.	**2016-17**	**ACC Championship**
83.	**2017-18**	**D.A. Weibring Intercollegiate**
84.	**2017-18**	**Stitch Intercollegiate at MacGregor Downs**
85.	**2018-19**	**Louisville Cardinal Challenge**
86.	**2018-19**	**Nike Golf Collegiate Invitational**
87.	**2018-19**	**East Lake Cup Stroke Play**
88.	**2019-20**	**Golf Club of Georgia Collegiate**
89.	**2021-22**	**Stitch Intercollegiate**
90.	2022-23	Georgetown Intercollegiate
91.	2022-23	White Sands Bahamas Invitational
92.	2022-23	Stitch Intercollegiate
93.	2022-23	UNCG Match Play
94.	2023-24	Rod Myers Invitational

bold -- *occured under Head Coach Jamie Green*

TEAM RECORDS

TEAM STROKE AVERAGE

Rk	Season	Avg.
1.	2018-19	283.74
2.	2022-23	285.05
3.	2017-18	285.32
4.	2016-17	285.38
5.	2021-22	286.39
6.	2019-20	286.83
7.	**2023-24**	**287.22**
8.	2011-12	287.85
9.	2015-16	288.09
10.	2007-08	288.12
11.	2012-13	288.45
12.	2010-11	288.85
13.	2020-21	289.11
14.	2009-10	289.32
15.	2012-13	288.45
16.	1995-96	288.11
17.	2010-11	288.13
18.	2007-08	288.21
19.	2012-13	288.45
20.	2009-10	289.22
21.	2005-06	291.51
22.	2000-01	291.71
23.	2014-15	291.88
24.	1999-00	292.21
25.	2003-04	292.42

ROUNDS UNDER PAR

Rk	Season	No.
1.	2022-23	21
2.	2018-19	20
3.	2016-17	19
4.	**2023-24**	**18**
5.	2021-22	17
6.	2011-12	16
7.	2007-08	14
	2012-13	14
	2015-16	14
10.	2003-04	13
11.	2006-07	12
12.	2004-05	9
	2010-11	9
	2020-21	9
15.	1996-97	8
	2001-02	8
	2005-06	8
	2014-15	8

ROUNDS OF EVEN-PAR OR BETTER

Rk	Season	No.
1.	2016-17	24
2.	2018-19	21
	2022-23	21
4.	**2023-24**	**20**
5.	2011-12	17
	2021-22	17
7.	2012-13	16
8.	2015-16	15
9.	2003-04	14
	2006-07	14
	2007-08	14
	2009-10	14
13.	2004-05	11
14.	1996-97	10
	2001-02	10

UNDER-PAR TOURNAMENTS

Rk	Season	No.
1.	2018-19	9
2.	2011-12	7
	2016-17	7
	2022-23	7
5.	2015-16	6
	2021-22	6
7.	2007-08	5
	2012-13	5
	2023-24	**5**
10.	2014-15	4

HOLE-IN-ONES (IN NCAA-SANCTIONED COMPETITIONS)

Player	Hole; Course Name	Distance	Par	Tournament
Julian Suri	No. 7 at CordeValle GC	190 yards	Par 3	2009 Gifford Collegiate
Adam Sumrall	No. 3 at Club at Irish Creek	186 yards	Par 3	2012 Irish Creek Collegiate
Max Greyserman	No. 7 at Bulls Bay CC	149 yards	Par 3	2014 Hootie at Bulls Bay Intercollegiate
Alexander Matlari	No. 14 at Bulls Bay CC	190 yards	Par 3	2016 Hootie at Bulls Bay Intercollegiate
Jimmy Zheng	No. 14 at Camp Creek GC	178 yards	Par 3	2021 Camp Creek Seminole Invitational

TEAM LOW ROUNDS

18 Holes (vs. Par)

Par	Total	Season	Course	Tournament
-27	257	2018-19	Univ. of Louisville GC	Louisville Cardinal Challenge
-21	267	2016-17	Grandover Resort West Course	Bridgestone Golf Collegiate
-20	268	2022-23	TPC Dorado -- Sugarcane Course	Dorado Beach Collegiate
-18	270	2017-18	MacGregor Downs CC	Stitch Intercollegiate
-18	275	2018-19	The Cliffs at Keowee Falls	Clemson Invitational
-18	266	2022-23	Lonnie Poole Golf Course	Stitch Intercollegiate
-17	271	2015-16	Pumpkin Ridge GC	Nike Golf Collegiate Invitational
-17	271	2018-19	Old North State Club	ACC Championship
-17	271	2022-23	Ocean Club Golf Course	White Sands Bahamas Invitational
-15	273	2007-08	Duke University GC	Coca-Cola Duke Golf Classic
-15	273	2012-13	Old North State Club	ACC Championship
-15	269	2015-16	Springdale GC	Princeton Invitational
-15	269	2016-17	GCU Golf Course	GCU Invitational
-15	269	2018-19	The Floridian GC	Valspar Collegiate

36 Holes (vs. Par)

Par	Total	Course	Tournament
-34	534	Univ. of Louisville GC	2018 Louisville Cardinal Challenge
-29	547	Pumpkin Ridge GC	2015 Nike Golf Collegiate Invitational
-29	547	Ocean Club Golf Course	2023 White Sands Bahamas Invitational
-28	548	TPC Dorado -- Sugarcane Course	2023 Dorado Beach Collegiate
-25	543	Springdale GC	2016 Princeton Invitational
-23	553	The Cliffs at Keowee Falls	2019 Clemson Invitational
-22	550	Pumpkin Ridge GC	2015 Nike Golf Collegiate Invitational
-21	555	Old North State Club	2013 ACC Championship
-21	555	Duke University GC	2019 Rod Myers Invitational
-21	547	Lonnie Poole Golf Course	2023 Stitch Intercollegiate

54 Holes (vs. Par)

Par	Total	Course	Tournament
-41	823	The Cliffs at Keowee Falls	2019 Clemson Invitational
-41	823	Ocean Club Golf Course	2023 White Sands Bahamas Invitational
-37	815	Univ. of Louisville GC	2018 Louisville Cardinal Challenge
-36	828	TPC Dorado -- Sugarcane Course	2023 Dorado Beach Collegiate
-34	826	Pumpkin Ridge GC	2015 Nike Golf Collegiate Invitational
-30	834	Grandover Resort West Course	2016 Bridgestone Golf Collegiate
-25	839	Old North State Club	2013 ACC Championship
-23	841	Old North State Club	2008 ACC Championship
-23	829	GCU Golf Club	2017 GCU Invitational
-23	841	MacGregor Downs GC	2021 Stitch Intercollegiate
-22	842	Duke University GC	2007 Coca-Cola Duke Golf Classic
-21	843	Forest Hills GC	2010 Administaff ASU Invitational
-21	831	Royal Oaks GC	2011 Royal Oaks Intercollegiate
-21	843	Jimmie Austin OU Golf Club	2023 NCAA Norman Regional
-19	845	Wailua GC	2019 John Burns Invitational
-19	845	Duke University GC	2019 Rod Myers Invitational

» COACHING RECORDS

ALL-TIME DUKE HEAD COACHES

Name	Years Coaching
Marshall Crichton	1928-29
Bill Jennings	1930
Ellis "Dumpy" Hagler	1933-73 (Spring)
Rod Myers	(Fall) 1973-2007
Brad Sparling	2007 (Spring)
O.D. Vincent	(Fall) 2007-2008 (Fall)
Jamie Green	**(Spring) 2009-present**

MOST TOURNAMENT TITLES PER COACH

Name	No.
Jamie Green	**32**
Rod Myers	30
Ellis "Dumpy" Hagler	26
O.D. Vincent	3

DUKE HONORS & AWARDS

BYRON NELSON AWARD

2013	Brinson Paolini (winner)

GOLFWEEK NATIONAL COACH OF THE YEAR

2005	Rod Myers

PING/GCAA ALL-AMERICA

1961	Dick Dion (hm)
1962	George Smith (3rd)
1972	Bill Mallon (hm)
1973	Bill Mallon (hm)
1981	Charlie Bolling (2nd)
1984	Chuck Taylor (3rd)
1985	Chuck Taylor (2nd)
1990	John Karcher (3rd)
	Jason Widener (2nd)
1995	Joe Ogilvie (hm)
1997	Jason Buha (2nd)
1999	Matt Krauss (hm)
2000	Matt Krauss (hm)
2004	Nathan Smith (3rd)
	Ryan Blaum (hm)
2005	Ryan Blaum (1st)
	Nathan Smith (hm)
	Michael Schachner (hm)
2006	Ryan Blaum (2nd)
2007	Michael Schachner (hm)
2011	Brinson Paolini (hm)
2012	Julian Suri (3rd)
2013	Brinson Paolini (2nd)
2018	Chandler Eaton (hm)
2019	Alex Smalley (2nd)
	Chandler Eaton (3rd)
2020	Evan Katz (2nd)
	Adrien Pendaries (2nd)

GOLFWEEK ALL-AMERICA

2006	Ryan Blaum (1st)
	Jake Grodzinsky (hm)
2012	Julian Suri (hm)
2013	Brinson Paolini (3rd)
2018	Chandler Eaton (hm)
	Alex Smalley (hm)
2019	Chandler Eaton (2nd)
	Alex Smalley (2nd)

ACADEMIC ALL-AMERICA

1984	Todd Anderson
1985	Todd Anderson
1995	Danny Brawley
	Raleigh Shoemaker
1997	Erik Bertrand
1998	Marc Chatelain
1999	Marc Chatelain
2001	Matt Krauss
	Paul Tucker
2002	Matt Krauss
2003	Mike Castleforte
2004	Mike Castleforte
2009	Adam Long
2013	Brinson Paolini (3rd - CoSIDA)
2020	Chandler Eaton (2nd - CoSIDA)

SRIXON/CLEVELAND ALL-AMERICA SCHOLARS

2014	Turner Southey-Gordon
2015	Turner Southey-Gordon
	Motin Yeung
2016	Matt Oshrine
2017	Matt Oshrine
	Alexander Matlari
	Jake Shuman
	Adam Wood
2018	Alex Smalley
	Jake Shuman
	Adam Wood
2019	Steven DiLisio
	Chandler Eaton
	Alex Smalley
2020	Steven DiLisio
	Chandler Eaton
	Evan Katz
	Adrien Pendaries
	Quinn Riley
	Harrison Taee
2021	Steven DiLisio
	Evan Katz
	Adrien Pendaries
	Drew Powell
	Quinn Riley
	Qi wen Wong
2022	Ian Siebers
2023	**Kelly Chinn**
	Luke Sample
	Ian Siebers

COSIDA ACADEMIC ALL-DISTRICT

2020	Chandler Eaton

PING/GCAA ALL-REGION

2004	Ryan Blaum
	Nathan Smith
2005	Ryan Blaum
	Nathan Smith
2008	Michael Schachner
2009	Adam Long
2010	Adam Long
	Brinson Paolini
	Wes Roach
	Julian Suri
2011	Tim Gornik
	Brinson Paolini
	Wes Roach
	Julian Suri
2012	Spencer Anderson
	Austin Cody
	Brinson Paolini
	Julian Suri
2013	Brinson Paolini
	Mads Soegaard
	Adam Sumrall
	Julian Suri
2015	Adam Wood
2016	Alex Smalley
	Adam Wood
2017	Chandler Eaton
	Alex Matlari
	Matt Oshrine
	Alex Smalley
2018	Chandler Eaton
	Adrien Pendaries
	Jake Shuman
	Alex Smalley
2019	Chandler Eaton
	Adrien Pendaries
	Alex Smalley
2020	Evan Katz (2nd)
	Adrien Pendaries (2nd)
2021	**Ian Siebers**
2023	**Luke Sample**
	William Love
2024	**Ethan Evans**
	William Love
	Luke Sample

ACC PLAYER OF THE YEAR

2005	Ryan Blaum
2006	Ryan Blaum

ACC FRESHMAN OF THE YEAR

1999	Matt Krauss
2003	Ryan Blaum
2010	Brinson Paolini

ACC COACH OF THE YEAR

2005	Rod Myers
2013	Jamie Green

ACC INDIVIDUAL CHAMPION

1962	John Abernethy (co)
1966	Fred Ewald (co)
1969	Thorny Hoelle (co)
1990	Jason Widener
1999	Matt Krauss
2005	Ryan Blaum

ACC INDIVIDUAL RUNNERS-UP

1954	Bob Hackett
	Denny Bolster
1959	Dick Siderowf
1963	John Abernethy
1965	Tripp O'Donnell
1966	Tom Danluck
1978	Jeff Goettman
1985	Chuck Taylor
2016	Jake Shuman

ALL-ACC

1975	Bob Caprera
1979	Bob Stanger
1981	Charlie Bolling
1983	Chuck Taylor
1984	Chuck Taylor
1985	Chuck Taylor
1988	John Karcher
1990	John Karcher
	Jason Widener
1991	Jason Widener
1993	Jason Widener
1995	Joe Ogilvie
1996	Joe Ogilvie
1997	Jason Buha
1999	Marc Chatelain
	Matt Krauss
2000	Matt Krauss
2001	Matt Krauss
2004	Ryan Blaum
	Nathan Smith
2005	Ryan Blaum
	Nathan Smith
2006	Ryan Blaum
	Jake Grodzinsky
2007	Adam Long
2008	Clark Klaasen
	Michael Schachner
2010	Adam Long
2011	Brinson Paolini
2012	Julian Suri
2013	Brinson Paolini
2016	Adam Wood
2017	Alex Smalley
	Chandler Eaton
2018	Alex Smalley
2019	Alex Smalley
	Chandler Eaton
	Adrien Pendaries
2021	Ian Siebers
2022	Ian Siebers

DUKE HONORS & AWARDS

ACC SCHOLAR-ATHLETE OF THE YEAR "ROD MYERS AWARD"

2013	Brinson Paolini
2019	*Alex Smalley*

ALL-ACC ACADEMIC TEAM

2007	Jeff Edelman
	Adam Long
2008	Matthew Pierce
	Adam Long
2009	Adam Long
	Clark Klaasen
2010	Spencer Anderson
	Adam Long
	Brinson Paolini
	Wes Roach
	Julian Suri
2011	Austin Cody
	Tim Gornik
	Yaroslav Merkulov
	Brinson Paolini
	Julian Suri
2012	Spencer Anderson
	Austin Cody
	Brinson Paolini
	Adam Sumrall
	Julian Suri
2013	Brinson Paolini
	Mads Soegaard
	Adam Sumrall
	Julian Suri
2014	Alexander Matlari
	Turner Southey-Gordon
	Motin Yeung
2015	Jake Shuman
	Turner Southey-Gordon
	Adam Wood
	Motin Yeung
2016	Max Greyserman
	Matt Oshrine
	Jake Shuman
	Alex Smalley
	Adam Wood
2017	Alexander Matlari
	Alex Smalley
	Chandler Eaton
	Matt Oshrine
	Jake Shuman
2018	Chandler Eaton
	Evan Katz
	Adrien Pendaries
	Jacob Shuman
	Alex Smalley
2019	Steven DiLisio
	Chandler Eaton
	Evan Katz
	Adrien Pendaries
	Alex Smalley
2021	Steven DiLisio
	Adrien Pendaries
	Ian Siebers
2022	Quinn Riley
	Ian Siebers
	Jimmy Zheng
2023	**Kelly Chinn**
	Ethan Evans
	William Love
	Luke Sample
	Ian Siebers
	Jimmy Zheng
2024	**Kelly Chinn**
	Daniel Choi
	Bryan Kim
	William Love
	Luke Sample
	Ian Siebers
	Jimmy Zheng

SOUTHERN CONFERENCE INDIVIDUAL CHAMPION

1933	Roger Peacock
1934	Cliff Perry
1936	Cliff Perry
1937	Johnny Morris
1938	Skip Alexander
1939	Skip Alexander
1940	Henry Russell
1941	Grover Poole
1942	Grover Poole
1947	Jimmy McNair (co)
1951	Lou McLennan

GCAA COACHES HALL OF FAME

1982	Ellis "Dumpy" Hagler
1986	Rod Myers

DUKE ATHLETICS HALL OF FAME

1976	Mike Souchak
1977	Art Wall
1980	Ellis "Dumpy" Hagler
1983	Cliff Perry
1987	Stewart "Skip" Alexander
1988	Dick Siderowf

ROD MYERS INVITATIONAL

» DUKE UNIVERSITY'S ANNUAL HOME EVENT

TEAM CHAMPIONS

Year	Winner	First	Second	Third	Total	To Par
2010	Iowa	277	286	288	851	-13
2011	**Duke**	**285**	**290**	**286**	**861**	**-3**
2012	**Duke**	**287**	**287**	**278**	**852**	**-12**
2013	Northwestern	283	280	291	854	-10
2014	East Carolina	281	280	*	561	-15
2015	Wake Forest	288	279	295	862	-2
2016	Wake Forest	278	280	283	841	-23
2017	Wake Forest	282	276	277	835	-29
2018	Penn State	278	287	287	852	-12
2019	Wake Forest	283	278	281	842	-22
2020	*Not contested (COVID-19 pandemic)*					
2021	North Carolina	274	277	286	837	-27
2022	Alabama	289	281	281	851	-13
2023	**Duke**	**278**	**291**	**287**	**856**	**-8**

INDIVIDUAL CHAMPIONS

Year	Winner	School	First	Second	Third	Total	To Par
2010	Albin Choi	NC State	69	71	71	211	-5
2011	**Julian Suri**	**Duke**	**70**	**73**	**68**	**211**	**-5**
2012	**Julian Suri**	**Duke**	**70**	**69**	**70**	**209**	**-7**
	Clark Palmer	North Carolina	69	70	70	209	-7
2013	Matt Fitzpatrick	Northwestern	67	68	72	207	-9
	Jack Perry	Northwestern	71	66	70	207	-9
2014	George Kilgore	East Carolina	68	69	*	137	-7
2015	Will Zalatoris	Wake Forest	66	66	76	208	-8
2016	Kieran Vincent	Liberty	67	67	67	201	-15
2017	Will Zalatoris	Wake Forest	69	67	68	204	-12
	Norman Xiong	Oregon	68	65	71	204	-12
2018	John Pak	Florida State	62	68	72	203	-13
2019	Jonathan Brightwell	UNC Greensboro	68	70	67	205	-11
2020	*Not contested (COVID-19 pandemic)*						
2021	Ryan Gerard	North Carolina	67	66	68	201	-15
2022	Canon Claycomb	Alabama	69	71	65	205	-11
2023	Sebastian Moss	Louisville	73	64	68	205	-11

DUKE YEAR-BY-YEAR RESULTS

Year	Finish	First	Second	Third	Total	To Par	Low Individual	Place	To Par
2010	5th	291	290	285	866	+2	Julian Suri	T-5th	-1
2011	1st	285	290	286	861	-3	Julian Suri	1st	-5
2012	1st	287	287	278	852	-12	Julian Suri	T-1st	-7
2013	3rd	297	281	287	865	+1	Motin Yeung	T-6th	-4
2014	4th	291	290	*	581	+5	Jake Shuman	T-8th	-2
2015	2nd	286	282	295	863	-1	Adam Wood	2nd	-7
2016	5th	287	297	282	866	+2	Jake Shuman	T-8th	-2
2017	2nd	289	279	274	842	-22	Chandler Eaton	3rd	-9
2018	T-2nd	288	286	280	854	-10	Chandler Eaton	2nd	-6
2019	2nd	281	274	290	845	-19	Adrien Pendaries	2nd	-10
2020	*Not contested (COVID-19 pandemic)*								
2021	3rd	289	280	287	856	-8	Jimmy Zheng	T-3rd	-9
2022	2nd	295	280	287	862	-2	William Love	T-6th	-3
2023	1st	278	291	287	856	-8	Luke Sample	T-3rd	-5

** Tournament shortened to 36 holes by weather*

LOW TEAM ROUNDS TO PAR

School	To Par		Year
Duke	274 (-14)	Third	2017
Vanderbilt		Second	2017
Duke		Second	2019
North Carolina		First	2021
Wake Forest	276 (-12)	Second	2017
Iowa	277 (-11)	First	2010
Wake Forest		Third	2017
North Carolina		Second	2021
Duke	278 (-10)	Third	2012
North Carolina		First	2014
Wake Forest		First	2016
Oregon		Second	2017
Penn State		First	2018
Wake Forest		Second	2019
Louisville		Second	2019
Duke		First	2023
Louisville		Second	2023
Wake Forest	279 (-9)	Second	2015
Duke		Second	2017
Liberty		Second	2017
NC State		Second	2021

LOW TEAM TOTALS TO PAR

School	To Par	Year
Wake Forest	835 (-29)	2017
North Carolina	837 (-27)	2021
NC State	840 (-24)	2021
Wake Forest	841 (-23)	2016
Duke	842 (-22)	2017
Wake Forest		2019
Duke	845 (-19)	2019
Vanderbilt	846 (-18)	2017
Iowa	851 (-13)	2010
Alabama	851 (-13)	2022
Duke	852 (-12)	2012
Liberty		2016
Florida State		2018
Northwestern	854 (-10)	2013
Florida State		2016
Oregon		2017
North Carolina		2018
Duke		2018
NC State	856 (-8)	2010
Duke		2021
Duke		2023
Baylor	857 (-7)	2013
UNC Greensboro		2021

LOW INDIVIDUAL ROUNDS TO PAR

Name	School	To Par	Round	Year
John Pak	Florida State	62 (-10)	First	2018
Mickey DeMorat	Liberty	64 (-8)	Second	2017
Sebastian Moss	Louisville		Second	2023
Colin Chapman	UNCG	65 (-7)	Second	2010
Boo Timko	Ohio State		Second	2013
Will Zalatoris	Wake Forest		First	2016
Norman Xiong	Oregon		Second	2017
Canon Claycomb	Alabama		Third	2022
Charlie Crockett	Missouri		Third	2022
Jack Perry	Northwestern	66 (-6)	Second	2013
Will Zalatoris	Wake Forest		Second	2015
Will Zalatoris	Wake Forest		First	2015
Christian Del Solar	Florida State		Third	2016
Alex Smalley	Duke		Third	2017
Pat McBride	Wake Forest		Second	2017
Matthias Schmid	Louisville		Second	2017
JD Hughes	Penn State		First	2018
Ryan Burnett	North Carolina		Second	2019
Parker Gillam	Wake Forest		Second	2019
John Murphy	Louisville		Second	2019
Qi wen Wong	Duke		Second	2019
Ryan Gerard	North Carolina		Second	2021
Dougie Ergood	North Carolina		Second	2021
Jimmy Zheng	Duke		Second	2021
Dongjin Park	Charlotte		Second	2022

LOW INDIVIDUAL TOTALS TO PAR

Name	School	To Par	Year
Kieran Vincent	Liberty	201 (-15)	2016
Ryan Gerard	North Carolina		2021
John Pak	Florida State	203 (-13)	2018
Max Steinlechner	NC State		2021
Will Zalatoris	Wake Forest	204 (-12)	2017
Norman Xiong	Oregon		2017
Jonathan Brightwell	UNC Greensboro	205 (-11)	2019
Canon Claycomb	Alabama		2022
Sebastian Moss	Louisville		2023
Adrien Pendaries	Duke	206 (-10)	2019
Jack Perry	Northwestern	207 (-9)	2013
Matt Fitzpatrick	Northwestern		2013
Cristobal Del Solar	Florida State		2016
Will Zalatoris	Wake Forest		2016
Chandler Eaton	Duke		2017
Ryan Burnett	North Carolina		2019
Nick Lyerly	UNC Greensboro		2021
Patrick Sheehan	Penn State		2021
Jimmy Zheng	Duke		2021
Kyle Jones	Baylor	208 (-8)	2013
Will Zalatoris	Wake Forest		2015
Alex Smalley	Duke		2017
Cameron Young	Wake Forest		2017
Matthias Schmid	Louisville		2017
Mickey DeMorat	Liberty		2017
Parker Gillam	Wake Forest		2019
Randall Hudson	UNCG		2023
Julian Suri	Duke	209 (-7)	2012
Chuck Palmer	North Carolina		2012
Adam Wood	Duke		2015
Jake Shuman	Duke		2017
John Augenstein	Vanderbilt		2017
Charles Huntszinger	Penn State		2017
Tim Bunten	NC State		2021

» DUKE'S HOME TOURNAMENT HISTORY

ABOUT DUKE'S HOME TOURNAMENTS

Since 1974, Duke has hosted an intercollegiate men's golf tournament featuring some of the most talented teams and players in the country. The Blue Devils have won a home event at the Duke University Golf Club 12 times (1978, 1979, 1999, 2004, 2005, 2006, 2008, 2011, 2012, 2015), including the inaugural Blue Devil Spring Shootout in 2015.

For the first 17 years, from 1974 to 1990, the tournament was a spring event known as the Iron Duke Classic. The Blue Devils posted wins in the event in 1978 and 1979.

From 1982 to 1995, Duke hosted the John H. Ryan Memorial in the fall. The event was held in the memory of John H. Ryan, Jr., a Duke student in the class of 1984 and member of the golf team, who died in a summer boating accident prior to his junior year. He was selected by *Golf Magazine* to the 1979 All-American Junior Golf Team. A highly-valued member of the Duke golf team and a two-year letterman, John was a young man who exemplified sportsmanship, talent and a genuine love for his fellow students and teammates. He was a gentle person with a strong sense of responsibility, an unassuming presence and a quiet determination. He will always be remembered for the honorable qualities that he exhibited during his lifetime. Duke won the event in 1988 and 1994.

The university hosted both the Iron Duke Classic and John H. Ryan Memorial until the 1989-90 season. In 1990-91, the two events combined to form the John Ryan Iron Duke Classic. The Classic was held each spring for the next four years.

The fall event became the Duke Golf Classic in 1994 and Duke claimed the team title five times (1999, 2004, 2005, 2006 and 2007). In 2008, Duke hosted the first Coca-Cola Individual Collegiate. The event featured 63 individuals from around the country. In 2009, the Blue Devils hosted the Duke Gordin Invitational. The event featured a Division III team competition, as well as 40 Division I individuals from around the country.

The Blue Devils hosted the inaugural Rod Myers Invitational in October of 2010. Duke's home fall tournament was renamed in honor of legendary Duke men's golf coach Rod Myers, who passed away on March 30, 2007, after a battle with an acute form of leukemia. The Blue Devils have won the Rod Myers Invitational twice (2011 and 2012).

DUKE TEAM WINS AT THE DUKE UNIVERSITY GOLF CLUB

Year	*Tournament Name*
1978	Iron Duke Classic
1979	Duke Fall Invitational
1988	John Ryan Iron Duke Classic
1994	John Ryan Iron Duke Classic
1998	Duke Golf Classic
2003	Coca-Cola Duke Classic
2004	Coca-Cola Duke Classic
2005	Coca-Cola Duke Classic
2007	Coca-Cola Duke Classic
2011	Rod Myers Invitational
2012	Rod Myers Invitational
2015	Blue Devil Spring Shootout
2023	Rod Myers Invitational

DUKE INDIVIDUAL WINS AT THE DUKE UNIVERSITY GOLF CLUB

Year	*Tournament Name*	*Player*
1978	Iron Duke Classic	Bob Stanger
1981	Duke Invitational	Tim Mittlehauser
1983	John Ryan Memorial	Chuck Taylor
1989	John Ryan Memorial	John Karcher
2011	Rod Myers Invitational	Julian Suri
2012	Rod Myers Invitational	Julian Suri ‹
2015	Blue Devil Spring Shootout	Motin Yeung

‹ *denotes co-champion*

IN LASTING MEMORY OF FORMER HEAD COACH ROD MYERS

The Duke University athletic department lost a valuable member of its family on Friday, March 30, 2007, with the passing of men's golf head coach Rod Myers. Myers was 67 and passed away at the Duke University Medical Center after a battle with an acute form of leukemia. The 34-year mentor of the Duke men's golf program was one of the mainstays of the Duke University athletic department and a very well respected member of the golf community.

Myers achieved many personal and professional milestones in his career, but is best remembered for his contributions to the development of thousands of young golfers.

After graduating from Ohio Wesleyan in 1961, Myers joined the coaching circle as an assistant coach at Maryland before taking the head coaching job at Ohio State in 1967. After seven seasons in Columbus, he became the head coach at Duke in 1974. During his 34 years with the Blue Devils, Myers guided Duke to 30 tournament victories, the 2005 ACC Championship and seven NCAA Championship appearances.

In 2005, he was selected as the ACC Coach of the Year and Golfweek's National Coach of the Year after leading Duke to its first ACC Championship since 1966 and an eighth-place tie at the NCAA Championships.

While at the helm of the Duke men's golf team, Myers coached 16 All-Americans, nine Academic All-Americans, 24 All-ACC selections and three ACC individual champions. In 2007, the university named the golf training center after him and an endowed athletic scholarship was created in his honor.

During his 37 years as a member of the PGA of America, Myers was a Master PGA Professional, served on the staff of the Arnold Palmer Golf Academy, was a member of the PGA Rules Committee and officiated at every Masters Championship from 1995-2003. A PGA professional while at Ohio State, Myers was a former president and treasurer of the Golf Coaches Association of America and a former chairman of the NCAA Golf Committee and the USGA Rules Committee.

In 2007, Myers received the Labron Harris, Sr. award, which is presented to the college or high school coach and PGA professional whose support of the game through teaching, coaching and involvement in the community has helped ensure the continued growth of the game and represent the finest qualities the game has to offer.

Myers, a native of Springfield, Ohio, was inducted into the Golf Coaches Association Hall of Fame in May of 1986, and was also named to the Ohio Wesleyan Sports Hall of Fame and the Springfield (Ohio) High School Hall of Fame. On February 17, 2007, Myers was inducted into the Carolinas PGA Golf Professional Hall of Fame.



NCAA CHAMPIONSHIP RESULTS

1939 - DES MOINES, IOWA
Wakonda Club
T-5th (617)

1940 - MANCHESTER, VT.
Ekwanok CC
4th (612)
Skip Alexander advanced to match play quarterfinal; Guy Berner advanced to second round; Tom Perry and Hank Russell lost in first round

1941 - COLUMBUS, OHIO
Scarlet Course
3rd (603)
Bob Brownell advanced to match play quarterfinal; Grover Poole advanced to second round; Skip Alexander and Jack DeWitt lost in first round

1942 - SOUTH BEND, IND.
Chain O'Lakes Course
No team entry
Grover Poole advanced to second round of match play

1947 - ANN ARBOR, MICH.
Championship GC
2nd (614)

	Fletcher Wall (+6)	150
	Art Wall (+7)	151
	Jim McNair (+11)	155
	Bailey Glenn (+17)	161

A. Wall advaced to second round of match play; McNair and F. Wall lost in first round

1948 - PALO ALTO, CALIF.
Stanford Univ. GC
4th (595)
Fletcher Wall, Art Wall, Jimmy McNair and Bailey Glenn advanced to second round of match play

1949 - AMES, IOWA
Course n/a
No team entry
Art Wall lost in first round of match play

1950 - ALBUQUERQUE, N.M.
Course n/a
No team entry
Bailey Glenn lost in first round of match play

1959 - EUGENE, ORE.
Eugene CC
10th (285-307=592)

	Dick Siderowf (+1)	70-75=145
	Ted McKenzie (+4)	73-75=148
	Bob Zimmerman (+4)	69-79=148
	Jack Benson (+7)	76-75=151
	Bob Lindinger (+9)	73-80=153
	John Birmingham (+14)	76-82=158

Zimmerman advanced to match play quarterfinal; Siderowf advanced to second round

1961 - LAFAYETTE, IND
North & South Courses S: Par 71; N: Par 72
T-11th (296-314=610, +34)

	John Birmingham (+1)	72
	Dick Dion (+2)	73
	George Smith (+3)	74
	Jack Doser (+6)	77
	Ted McKenzie (+9)	80

second round North Course results unavailable

1962 - DURHAM, N.C.
Duke Univ. GC ***Par 71***
3rd (603)

T-2	Dick Dion (+1)	72-71=143
T-25	John Abernathy (+10)	76-76=152
T-40	Jack Saalfield (+11)	75-78=153
T-50	Richard Bassett (+13)	81-74=155
T-60	George Smith (+14)	75-81=156

Dion, Abernathy, Saalfield and Bassett lost in first round of match play

1966 - PALO ALTO, CALIF.
Stanford Univ. GC ***Par 72***
29th (636)

	Fred Ewald (+9)	76-77=153
	Trip O'Donnell (+9)	75-78=153
	David Millar (+18)	82-80=162
	Tom Danluck (+24)	86-82=168
	Dan Hill (+27)	85-86=171

1969 - FLETCHER, N.C.
Broadmoor GC ***Par 72***
Thorny Hoelle

1972 - CAPE CORAL, FLA.
Cape Coral GC
Bill Mallon

1973 - STILLWATER, OKLA.
Karsten Creek ***Par 72***
Bill Mallon (+13) 73-72-78-78=301

1974 - SANTEE, CALIF.
Carlton Oaks CC ***Par 70***
MC Lee Keesler (+11) 76-75=151

1975 - COLUMBUS, OHIO
Scarlet Course
Bob Caprera

1979 - WINSTON-SALEM, N.C.
Old Town Club
Bob Stanger

1981 - PALO ALTO, CALIF.
Stanford Univ. GC ***Par 72***
8 Charlie Bolling (E) 78-69-71-70=288

1984 - HOUSTON, TEXAS
Bear Creek Masters GC ***Par 72***
T-24 Chuck Taylor (+2) 73-67-75-75=290

1985 - HAINES CITY, FLA.
Grenelefe Resort ***Par 70***
MC Chuck Taylor (+21) 75-79-77=231

1990 - TARPON SPRINGS, FLA.
Innisbrook Resort ***Par 72***
17th (305-304-287-299=1195, +59)

T-3	John Karcher (-4)	73-74-68-69=284
T-82	Jason Widener (+17)	78-74-73-76=301
T-111	Chris Cain (+22)	76-80-71-79=306
T-119	Dave Patterson (+23)	78-79-75-75=307
T-147	Tom Hurley (+32)	78-77-79-82=316

1992 - ALBUQUERQUE, N.M.
Championship GC ***Par 72***
MC Mike Muehr (+6) 75-75=150

1993 - LEXINGTON, KY.
The Champions ***Par 72***
10th (293-293-300-293=1179, +27)

T-22	Jason Widener (+4)	73-75-74-70=292
T-28	Mike Muehr (+6)	72-70-76-76=294
T-43	Tom Hurley (+9)	76-74-74-73=297
T-52	Justin Klein (+11)	75-74-76-74=299
77	Aaron Crewse (+27)	73-83-81-78=315

1997 - LAKE FOREST, ILL.
Conway Farms ***Par 71***
29th (300-305=605, +29)

	Jason Buha (+3)	71-74=145
	Mike Christensen (+9)	74-77=151
	Kyle Elfers (+11)	79-74=153
	Chris Schmid (+14)	76-80=156
	Erik Bertrand (+17)	79-80=159

1999 - CHASKA, MINN.
Hazeltine National ***Par 72***
T-18th (311-303=614, +38)

T-12	Matt Krauss (+10)	75-75-73-75=298
	Mike Christensen (+10)	81-73=154
	Marc Chatelain (+10)	78-76=154
	Kyle Elfers (+12)	77-79=156
	Kevin Streelman (+19)	82-81=163

2001 - DURHAM, N.C.
Duke Univ. GC ***Par 72***
MC Leif Olson (+5) 76-73=149

2003 - STILLWATER, OKLA.
Karsten Creek GC ***Par 72***
T-19th (300-326-294=920, +56)

	Nathan Smith (+10)	74-80-72=226
	Leif Olson (+12)	74-80-74=228
	Mike Castleforte (+18)	79-81-74=234
	Ryan Blaum (+24)	73-87-80=240
	Tom Lefebvre (+25)	82-85-74=241

2005 - OWINGS MILLS, MD.
Caves Valley GC ***Par 70***
T-8th (288-286-303-285=1162, +42)

T-27	Ryan Blaum (+10)	70-73-76-71=290
T-40	Michael Schachner (+12)	70-68-77-77=292
T-42	Jake Grodzinsky (+13)	74-74-76-69=293
T-42	Michael Quagliano (+13)	76-71-74-72=293
T-61	Nathan Smith (+20)	74-74-79-73=300

2006 - SUNRIVER, ORE.
Crosswater GC ***Par 72***
12th (290-297-284-291=1162, +10)

T-10	Ryan Blaum (-2)	72-73-69-72=286
T-39	Clark Klaasen (+3)	72-75-71-73=291
T-39	Jake Grodzinsky (+3)	75-73-70-73=291
T-73	Michael Schachner (+12)	71-76-74-79=300
77	Michael Quagliano (+22)	82-77-78-73=310

2007 - WILLIAMSBURG, VA.
Golden Horseshoe GC ***Par 70***
T-13th (294-278-277-291=1140, +20)

T-31	Michael Schachner (+3)	79-69-60-75=283
T-53	Clark Klaasen (+9)	74-69-72-74=289
T-53	Jake Grodzinsky (+9)	75-69-71-74=289
T-60	Adam Long (+11)	71-71-78-71=291
77	Michael Quagliano (+17)	74-77-74-72=297

2009 - TOLEDO, OHIO
Inverness Club ***Par 71***
14th (297-285-296=878, +26)

T-30	Clark Klaasen (+5)	72-75-71=218
T-30	Michael Quagliano (+5)	73-67-78=218
T-47	Adam Long (+7)	73-75-72=220
T-113	Matthew Pierce (+15)	79-70-79=228
T-120	Wes Roach (+16)	81-73-75=229

2010 - CHATTANOOGA, TENN.
The Honors Course ***Par 72***
T-27th (296-297-296=889, +25)

T-41	Wes Roach (+1)	69-73-75=217
T-64	Adam Long (+4)	73-75-72=220
T-103	Brinson Paolini (+9)	76-75-74=225
T-128	Spencer Anderson (+13)	78-74-77=229
T-139	Julian Suri (+15)	79-77-75=231

2011 - STILLWATER, OKLA.
Karsten Creek GC ***Par 72***
8th (303-293-293=899, +25)

T-13	Brinson Paolini (+2)	72-72-74=218
T-29	Tim Gornik (+5)	75-72-74=221
T-66	Austin Cody (+10)	77-77-72=226
T-81	Julian Suri (+12)	81-74-73=228
T-125	Wes Roach (+21)	79-75-83=237

Duke defeated UCLA, 3-1-1, in Match Play quarterfinals; Duke lost to Georgia, 3-2, in Match Play semifinals

2015 - BRADENTON, FLA.
The Concession GC ***Par 72***
T-24th (297-309-297=903, +39)

T-16	Jake Shuman (+2)	69-78-71=218
	Adam Wood (+5)	73-74-74=221
	T. Southey-Gordon (+13)	73-79-77=229
	Max Greyserman (+19)	82-78-75=235
	Motin Yeung (+37)	88-84-81=253

2017 - SUGAR GROVE, ILL.
Rich Harvest Farms ***Par 72***
22nd (298-292-298=888, +24)

T-50	Matt Oshrine (+1)	75-69-73=217
T-76	Alex Smalley (+5)	72-72-77=221
T-107	Jake Shuman (+9)	76-73-76=225
T-112	Chandler Eaton (+10)	75-78-73=226
T-138	Alexander Matlari (+16)	76-80-76=232

2018 - STILLWATER, OKLA.
Karsten Creek GC ***Par 72***
2nd (291-287-276-306=1160, +8)

T-15	Chandler Eaton (E)	72-71-69-76=288
T-32	Alex Smalley (+4)	74-69-70-79=292
T-32	Adrien Pendaries (+4)	75-73-69-75=292
36	Evan Katz (+6)	76-74-68-76=294
T-65	Jake Shuman (+14)	71-81-72-79=302

Duke defeated Texas, 3-2, in Match Play quarterfinals; Duke lost to Alabama, 5-0, in Match Play semifinals

2019 - FAYETTEVILLE, ARK.
Blessings GC ***Par 72***
25th (313-305-294=912, +48)

T-15	Chandler Eaton (+4)	76-71-70-75=292
T-88	Adrien Pendaries (+13)	78-77-74=229
T-110	Alex Smalley (+17)	80-80-73=233
T-124	Steven DiLisio (+19)	81-77-77=235
T-143	Evan Katz (+24)	79-80-81=240

2020 - Canceled (COVID-19 Pandemic)

2023 - SCOTTSDALE, ARIZ.
Grayhawk GC ***Par 70***
22nd (290-300-288=878, +38)

T-40	Ian Siebers (+6)	72-71-71-72=286
T-67	Kelly Chinn (+9)	71-75-73=219
T-115	William Love (+14)	73-77-74=224
T-124	Luke Sample (+15)	76-77-72=225
N/A	Ethan Evans (+14)	74-80=154
N/A	Jimmy Zheng (+2)	72=72

2024 - CARLSBAD, CALIF.
Omni La Costa Resort & Spa ***Par 72***
82nd Ethan Evans (+4) 78-75-67=220

NCAA CHAMPIONSHIP RECORDS

INDIVIDUAL LOW ROUNDS

18 Holes to Par	*Season*	*Total*	*Par*
Michael Schachner	2007	60*	-10
Chuck Taylor	1984	67	-5
Ethan Evans	**2024**	**67**	**-5**
John Karcher	1990	68	-4
Michael Quagliano	2009	67	-4
Evan Katz	2018	68	-4
Bob Zimmerman	1959	69	-3
Charlie Bolling	1981	69	-3
John Karcher	1990	69	-3
Ryan Blaum	2006	69	-3
Wes Roach	2010	69	-3
Jake Shuman	2015	69	-3
Matt Oshrine	2017	69	-3
Chandler Eaton	2018	69	-3
Alex Smalley	2018	69	-3
Adrien Pendaries	2018	69	-3
Charlie Bolling	1981	70	-2
Jason Widener	1993	70	-2
Mike Muehr	1993	70	-2
Michael Schachner	2005	68	-2
Jake Grodzinsky	2006	70	-2
Jake Shuman	2018	70	-2
Alex Smalley	2018	70	-2
Chandler Eaton	2019	70	-2

* Schachner set an NCAA record with a 60 in the third round of the 2007 NCAA Championship at the Golden Horseshoe Club in Williamsburg, Va. The 10-under matched the lowest round in relation to par in NCAA Championship history.

36 Holes to Par	*Season*	*Total*	*Par*
Chuck Taylor	1984	140	-4
Mike Muehr	1993	142	-2
Michael Schachner	2005	138	-2
Michael Quagliano	2009	140	-2
Wes Roach	2010	142	-2
Chandler Eaton	2018	143	-1
Alex Smalley	2018	143	-1
Brinson Paolini	2011	144	E
Dick Siderowf	1959	145	+1
Dick Dion	1962	143	+1
Bill Mallon	1973	145	+1
Ryan Blaum	2006	145	+1

54 Holes to Par	*Season*	*Total*	*Par*
Chandler Eaton	2018	212	-4
Alex Smalley	2018	213	-3
Ryan Blaum	2006	214	-2
Michael Schachner	2007	208	-2
Chuck Taylor	1984	215	-1
John Karcher	1990	215	-1

72 Holes to Par	*Season*	*Total*	*Par*
John Karcher	1990	284	-4
Ryan Blaum	2006	286	-2
Charlie Bolling	1981	288	E
Chandler Eaton	2018	288	E
Jake Shuman	2015	289	+1
Chuck Taylor	1984	290	+2
Clark Klaasen	2006	291	+3
Jake Grodzinsky	2006	291	+3
Michael Schachner	2007	283	+3

TEAM LOW ROUNDS

18 Holes to Par	Round	Total	Par
2018	Third	276	-12
2006	Third	284	-4
2007	Third	277	-3
2007	Second	278	-2
1990	Third	287	-1
2018	Second	287	-1
1959	First	285	+1
2009	Second	285	+1
2006	First	290	+2
2006	Fourth	291	+3
2018	First	291	+3

36 Holes to Par	Total	Par
2018	578	+2
1993	586	+10
2006	587	+11
2007	572	+12
2005	574	+14
2009	582	+14
1959	592	+16

54 Holes to Par	Total	Par
2018	854	-10
2006	871	+7
2007	849	+9
1993	886	+22
2010	889	+25
2011	899	+25
2009	878	+26
2005	877	+37

72 Holes to Par	Total	Par
2018	1160	+8
2006	1140	+10
2007	1140	+20
1993	1179	+29
2005	1162	+42
1990	1195	+59

NCAA REGIONAL RESULTS

1989 EAST REGIONAL - MYRTLE BEACH, S.C.
Long Bay Club *Par 72*

T-56	John Karcher (+14)	71-77-80=230

1990 EAST REGIONAL - WILMINGTON ISL., GA.
Savannah Resort *Par 72*
10th (291-288-292=871, +7)

T-15	John Karcher (-2)	73-69-72=214
T-29	Jason Widener (+1)	73-73-71=217
T-44	Tom Hurley (+3)	71-73-75=219
T-58	Dave Patterson (+5)	74-73-74=221
T-88	Chris Cain (+15)	77-79-75=231

1991 EAST REGIONAL - NEW HAVEN, CONN.
Yale Gold Course *Par 70*

	Jason Widener (+12)	73-73-76=222

1992 EAST REGIONAL - HAMILTON, N.Y.
Seven Oaks GC *Par 72*
T-14th (302-294-306=902, +38)

T-7	Mike Muehr (+2)	72-73-73=218
T-41	Aaron Crewse (+10)	78-71-77=226
T-56	Tom Hurley (+12)	75-74-79=228
T-64	Jason Widener (+14)	77-76-77=230
114	David Love (+31)	82-82-81=245

1993 EAST REGIONAL - CHARLOTTESVILLE, VA.
Birdwood GC *Par 72*
8th (287-290-298=875, +11)

T-19	Justin Klein (E)	68-73-75=216
T-27	Mike Muehr (+2)	70-73-75=218
T-34	Jason Widener (+3)	74-70-75=219
T-50	Tom Hurley (+6)	75-74-73=222
T-60	Aaron Crewse (+8)	75-74-75=224

1995 EAST REGIONAL - NEW HAVEN, CONN.
Yale Univ. Course *Par 70*

T-44	Joe Ogilvie (+12)	74-74-74=222

1996 EAST REGIONAL - WEST POINT, N.Y.
Monster Course *Par 72*
16th (320-294-302=916, +52)

T-18	Jason Buha (+8)	76-71-77=224
T-53	Justin Klein (+15)	80-76-75=231
T-60	Joe Ogilvie (+16)	81-73-78=232
T-60	Chris Schmid (+16)	83-76-73=232
T-83	Todd Hill (+23)	88-74-77=239

1997 EAST REGIONAL - HOT SPRINGS, VA.
Cascade Course *Par 70*
4th (296-299-289=884, +44)

2	Jason Buha (E)	68-73-69=210
T-47	Kyle Elfers (+16)	76-72-78=226
T-55	Mike Christensen (+17)	79-77-71=227
T-70	Erik Bertrand (+20)	74-77-79=230
T-89	Chris Schmid (+24)	78-85-71=234

1999 EAST REGIONAL - BARINGTON, R.I.
Rhode Island CC *Par 72*
6th (293-288-289=870, +6)

T-32	Kevin Streelman (+2)	76-69-73=218
T-37	Kyle Elfers (+3)	75-77-67=219
T-43	Matt Krauss (+4)	69-75-76=220
T-43	Marc Chatelain (+4)	74-72-74=220
T-57	Mike Christensen (+6)	75-72-75=222

2000 EAST REGIONAL - MOOSIC, PA.
Glenmaura National *Par 72*
14th (300-302-293=895, +31)

T-17	Matt Krauss (+5)	72-76-73=221
T-27	Mike Christensen (+7)	75-74-74=223
T-72	Kevin Streelman (+8)	75-74-75=230
T-87	Paul Tucker (+11)	78-83-72=233
T-92	Leif Olson (+12)	82-78-74=234

2001 EAST REGIONAL - WILLIAMSBURG, VA.
Green Course *Par 72*
T-10th (284-284-288=856, -8)

T-10	Leif Olson (-6)	69-70-71=210
T-27	Matt Krauss (-4)	71-71-70=212
T-40	Brandon LaCroix (-2)	69-71-74=214
T-72	Kevin Streelman (+4)	75-72-72=220
T-78	Paul Tucker (+6)	75-72-75=222

2002 EAST REGIONAL - ROSWELL, GA.
Settindown Creek *Par 72*
T-18th (308-309-305=922, +58)

T-47	Mike Castleforte (+10)	71-78-77=226
T-66	Leif Olson (+12)	76-79-73=228
T-73	Brandon LaCroix (+14)	79-74-77=230
T-120	Rob Beasley (+26)	83-81-78=242
T-123	Matt Krauss (+27)	82-78-83=243

2003 EAST REGIONAL - AUBURN, ALA.
Auburn Univ. Course *Par 72*
5th (286-292-288=866, +2)

T-12	Leif Olson (-5)	71-70-70=211
T-33	Ryan Blaum (+2)	72-73-73=218
T43	Tom Lefebvre (+4)	73-74-73=220
T-51	Mike Castleforte (+6)	75-75-72=222
T-102	Nathan Smith (+16)	70-83-79=232

2004 EAST REGIONAL - NEW HAVEN, CONN.
Yale Univ. Course *Par 70*
T-12th (294-295-294=883, +43)

T-12	Ryan Blaum (+3)	76-68-69=213
T-14	Nathan Smith (+4)	69-73-72=214
T-85	Mike Castleforte (+18)	78-76-74=228
T-99	Alex Wilson (+21)	72-80-79=231
T-117	Rob Beasley (+26)	77-78-81=236

2005 EAST REGIONAL - NASHVILLE, TENN.
GC of Tennessee *Par 71*
T-8th (287-272-290=849, +6)

5	Michael Schachner (-9)	69-63-72=204
T-25	Jake Grodzinsky (-1)	70-70-72=212
T-39	Ryan Blaum (+2)	73-69-73=215
T-61	Nathan Smith (+5)	75-70-73=218
130	Michael Quagliano (+23)	78-83-75=236

2006 CENTRAL REGIONAL - CHARDON, OHIO
Sand Ridge GC *Par 71*
9th (286-301-296=883, +31)

T-15	Clark Klaasen (+4)	70-75-72=217
T-37	Michael Schachner (+8)	70-76-75=221
T-56	Michael Quagliano (+11)	72-78-74=224
T-63	Jake Grodzinsky (+13)	74-77-75=226
T-63	Ryan Blaum (+13)	78-73-75=226

2007 EAST REGIONAL - ALPHARETTA, GA.
Golf Club of Georgia (Lakeside) *Par 72*
6th (288-293-293=874, +10)

13	Michael Quagliano (E)	72-73-71=216
T-17	Michael Schachner (+2)	75-70-73=218
T-32	Clark Klaasen (+6)	69-78-75=222
T-46	Jake Grodzinsky (+7)	75-74-74=223
T-50	Adam Long (+8)	72-76-76=224

2008 EAST REGIONAL - CHATTANOOGA, TENN.
Council Fire GC *Par 71*
19th (286-282-295=863, +11)

T-35	Matthew Pierce (-1)	73-67-72=212
T-38	Wes Roach (E)	71-68-74=213
T-70	Michael Schachner (+4)	73-72-72=217
T-104	Clark Klaasen (+9)	70-75-77=222
T-121	Adam Long (+12)	72-76-77=225

2009 CENTRAL REGIONAL - ALVATON, KY.
Club at Olde Stone *Par 72*
5th (298-292-291=881, +17)

T-7	Adam Long (E)	74-72-70=216
T-13	Matthew Pierce (+2)	74-71-73=218
T-27	Clark Klaasen (+7)	73-79-71=223
T-44	Wes Roach (+11)	77-72-78=227
T-55	Michael Quagliano (+16)	78-77-77=232

2010 CENTRAL REGIONAL - NOTRE DAME, IND.
Warren GC *Par 70*
4th (292-277-270=839, -1)

T-2	Adam Long (-5)	70-70-65=205
T-6	Brinson Paolini (-2)	73-70-65=208
T-22	Spencer Anderson (+1)	75-67-69=211
T-44	Wes Roach (+8)	77-70-71=218
T-63	Julian Suri (+15)	74-72-79=225

2011 EAST REGIONAL - RADFORD, VA.
Pete Dye River Course *Par 72*
1st (295-290-280=865, +1)

5	Julian Suri (-2)	76-70-68=214
T-8	Tim Gornik (E)	75-75-66=216
T-19	Wes Roach (+6)	77-71-74=222
T-19	Brinson Paolini (+6)	71-79-72=222
T-25	Austin Cody (+7)	73-74-76=223

2012 EAST REGIONAL - GREENSBORO, N.C.
Grandover East *Par 72*
6th (301-291-289=881, +17)

T-7	Brinson Paolini (+1)	73-73-71=217
T-16	Adam Sumrall (+5)	73-71-77=221
T-23	Austin Cody (+6)	79-71-72=222
T-28	Spencer Anderson (+8)	76-77-71=224
T-55	Julian Suri (+14)	79-76-75=230

2013 TEMPE REGIONAL - TEMPE, ARIZ.
ASU Karsten GC *Par 70*
T-7th (278-280-292=850, +10)

T-13	Brinson Paolini (-3)	68-67-72=207
T-20	Adam Sumrall (-1)	69-71-69=209
T-41	Mads Soegaard (+5)	70-71-74=214
T-63	Julian Suri (+13)	71-71-81=223
T-63	Austin Cody (+13)	71-75-77=223

2015 LUBBOCK REGIONAL - LUBBOCK, TEXAS
The Rawls Course *Par 71*
3rd (276-282-286=844, -8)

T-11	Adam Wood (-2)	70-72-69=211
T-11	Turner Southey-Gordon (-2)	67-68-76=211
T-22	Jake Shuman (E)	67-71-75=213
T-39	Motin Yeung (+3)	72-71-73=216
T-50	Max Greyserman (+5)	76-73-69=218

2016 STILLWATER REGIONAL - STILLWATER, OKLA.
Karsten Creek GC *Par 72*
T-8th (321-310-293=924, +60)

21	Alex Smalley (+11)	74-79-74=227
T-37	Adam Wood (+17)	83-78-72=233
T-38	Jake Shuman (+17)	82-75-76=233
T-42	Max Greyserman (+19)	85-79-71=235
T-44	Matt Oshrine (+20)	82-78-76=236

2017 BATON ROUGE REGIONAL - BATON ROUGE, LA.
University Club *Par 72*
T-2nd (291-288-295=874, +10)

T-3	Chandler Eaton (E)	74-69-73=216
T-3	Alex Smalley (E)	71-71-74=216
T-24	Matt Oshrine (+8)	77-74-73=224
T-35	Alexander Matlari (+10)	72-79-75=226
T-39	Jake Shuman (+11)	74-74-79=227

2018 RALEIGH REGIONAL - RALEIGH, N.C.
Lonnie Poole GC *Par 71*
2nd (281-272-277=830, -22)

T-10	Alex Smalley (-6)	71-70-66=207
T-10	Jake Shuman (-6)	71-64-72=207
T-13	Adrien Pendaries (-5)	70-70-68=208
T-21	Chandler Eaton (-3)	69-70-71=210
T-55	Evan Katz (+4)	73-68-76=217

2019 ATHENS REGIONAL - ATHENS, GA.
Univ. of Georgia GC *Par 71*
2nd (289-276-286=851, -1)

T-7	Alex Smalley (-1)	72-69-71=212
T-7	Chander Eaton (-1)	72-69-71=212
T-10	Evan Katz (+1)	73-70-71=214
T-10	Steven DiLisio (+1)	73-68-73=214
T-28	Adrien Pendaries (+6)	72-71-76=219

2020 - Canceled (COVID-19 Pandemic)

2021 NOBLESVILLE REGIONAL - NOBLESVILLE, IND.
The Sagamore Club *Par 72*
12th (305-289-303=897, +33)

T-18	Ian Siebers (-1)	75-69-71=215
T-54	Adrien Pendaries (+10)	76-72-78=226
58	Evan Katz (+12)	79-73-76=228
T-63	Steven DiLisio (+15)	77-75-79=231
T-63	Qi wen Wong (+15)	77-76-78=231

2022 COLUMBUS REGIONAL - COLUMBUS, OHIO
OSU Golf Club - Scarlet Course *Par 71*
8th (290-289-288=867, +15)

T-23	Jimmy Zheng (+3)	71-73-72=216
T-29	Ian Siebers (+4)	72-75-70=217
T-29	Kelly Chinn (+4)	74-71-72=217
T-49	Quinn Riley (+8)	73-73-75=221
T-49	Luke Sample (+8)	75-71-74=221

2023 NORMAN REGIONAL - NORMAN, OKLA.
Jimmie Austin OU Golf Club *Par 72*
5th (283-285-275=843, -21)

T-7	Kelly Chinn (-8)	69-72-67=208
T-9	William Love (-7)	73-69-67=209
T-28	Luke Sample (-2)	69-74-71=214
T-35	Ian Siebers (-1)	72-70-73=215
T-51	Ethan Evans (+2)	74-74-70=218

2024 BATON ROUGE REGIONAL - BATON ROUGE, LA.
University Club *Par 72*
7th (291-291-291=873, +9)

T-2	Ethan Evans (-6)	71-67-72=210
T-20	Luke Sample (+2)	74-74-70=218
T-38	William Love (+7)	72-74-77=223
np	Daniel Choi (+6)	76-74=150
np	Bryan Kim (+6)	74-76=150
np	Ian Siebers (+7)	76-76=151

NCAA REGIONAL RECORDS

INDIVIDUAL LOW ROUNDS

18 Holes to Par	*Season*	*Total*	*Par*
Michael Schachner	2005	63	-8
Jake Shuman	2018	64	-7
Tim Gornik	2011	66	-6
Adam Long	2010	65	-5
Brinson Paolini	2010	65	-5
Alex Smalley	2018	66	-5
Kelly Chinn	2023	67	-5
William Love	2023	67	-5
Ethan Evans	**2024**	**67**	**-5**
Justin Klein	1993	68	-4
Kyle Elfers	1999	67	-4
Nathan Smith	2004	66	-4
Matthew Pierce	2008	67	-4
Julian Suri	2011	68	-4
Jake Shuman	2015	67	-4
Turner Southey-Gordon	2015	67	-4
John Karcher	1990	69	-3
Leif Olson	2001	69	-3
Brandon LaCroix	2001	69	-3
Clark Klaasen	2007	69	-3
Wes Roach	2008	68	-3
Spencer Anderson	2010	67	-3
Brinson Paolini	2013	67	-3
Turner Southey-Gordon	2015	68	-3
Chandler Eaton	2017	69	-3
Evan Katz	2018	68	-3
Adrien Pendaries	2018	68	-3
Jake Shuman	2018	68	-3
Steven DiLisio	2019	68	-3
Ian Siebers	2021	69	-3
Kelly Chinn	2023	69	-3
William Love	2023	69	-3
Luke Sample	2023	69	-3

36 Holes to Par	*Season*	*Total*	*Par*
Michael Schachner	2005	132	-10
Turner Southey-Gordon	2015	135	-7
Jake Shuman	2018	135	-7
Ethan Evans	**2024**	**138**	**-6**
Leif Olson	2001	139	-5
Brinson Paolini	2013	135	-5
Brandon LaCroix	2001	140	-4
Jake Shuman	2015	138	-4
Chandler Eaton	2018	139	-3
Wes Roach	2008	139	-3
Leif Olson	2003	141	-3
Justin Klein	1993	141	-3
Kelly Chinn	2023	141	-3
John Karcher	1990	142	-2
Matt Krauss	2001	142	-2
Jake Grodzinsky	2005	140	-2
Matthew Pierce	2008	140	-2
Adrien Pendaries	2018	140	-2
Ian Siebers	2023	142	-2
William Love	2023	142	-2

54 Holes to Par	*Season*	*Total*	*Par*
Michael Schachner	2005	204	-9
Kelly Chinn	2023	208	-8
William Love	2023	209	-7
Leif Olson	2001	210	-6
Alex Smalley	2018	207	-6
Jake Shuman	2018	207	-6
Ethan Evans	**2024**	**210**	**-6**
Leif Olson	2003	211	-5
Adam Long	2010	205	-5
Adrien Pendaries	2018	208	-5
Matt Krauss	2001	212	-4
Brinson Paolini	2013	207	-3
Chandler Eaton	2018	210	-3
John Karcher	1990	214	-2
Brandon LaCroix	2001	214	-2
Brinson Paolini	2010	208	-2
Julian Suri	2011	214	-2
Adam Wood	2015	211	-2
Turner Southey-Gordon	2015	211	-2
Luke Sample	2023	214	-2
Jake Grodzinsky	2005	212	-1
Matthew Pierce	2008	212	-1
Adam Sumrall	2013	209	-1
Alex Smalley	2019	212	-1
Chandler Eaton	2019	212	-1
Ian Siebers	2021	215	-1
Ian Siebers	2023	215	-1
Jason Buha	1997	210	E
Wes Roach	2008	213	E
Tim Gornik	2011	216	E
Jake Shuman	2015	213	E
Chandler Eaton	2017	216	E
Alex Smalley	2017	216	E

TEAM LOW ROUNDS

18 Holes to Par	Round	Total	Par
2023	Third	275	-13
2005	Second	272	-12
2018	Second	272	-12
2010	Third	270	-10
2011	Third	280	-8
2015	First	276	-8
2019	Second	276	-8
2018	Third	277	-7
2023	First	283	-5
2001	First	284	-4
2001	Second	284	-4
2010	Second	277	-3
2018	First	281	-3
2023	Second	285	-3
2003	First	286	-2
2008	Second	281	-2
2013	First	278	-2
1993	First	287	-1
1990	Second	288	E
2001	Third	288	E
2003	Third	288	E
2007	First	288	E
2013	Second	280	E
2017	Second	288	E

54 Holes to Par	Total	Par
2018	830	-22
2023	843	-21
2001	856	-8
2015	844	-8
2010	839	-1
2019	851	-1
2011	865	+1
2003	866	+2
1999	870	+6
2005	849	+6
1990	871	+7
2024	**873**	**+9**
2007	874	+10
2013	850	+10
2017	874	+10

ACC CHAMPIONSHIP RESULTS

» DUKE'S ACC TEAM TITLES: 1954, 1959, 1961, 1962, 1966, 2005, 2013, 2017

1954 - WINSTON-SALEM, N.C.
Old Town Club — ***Par 72***
1st (291, +3)

T-2	Denny Bolster (E)	72
T-2	Bob Hackett (E)	72
6	John Eisinger (+1)	73
T-7	Richard Hood (+2)	74
T-18	Harold Hansen-Pruss (+5)	77
T-29	Peter Poor (+9)	81

1955 - WINSTON-SALEM, N.C.
Old Town Club — ***Par 72***
T-4th (609, +33)

7	Denny Bolster (+5)	77-72=149
T-8	Terry Thomas (+6)	75-75=150
T-15	Bob Hackett (+10)	78-76=154
T-23	Harold Hansen-Pruss (+12)	78-78=156
T-27	Clinton Toms (+13)	76-81=157
T-45	Robert Ruffini (+21)	83-82=165

1956 - WINSTON-SALEM, N.C.
Old Town Club — ***Par 72***
3rd (598, +22)

T-7	Robert Chapman (+3)	73-74=147
T-10	Terry Thomas (+4)	77-71=148
T-15	Ward King (+7)	76-75=151
T-18	Bill Beeson (+8)	79-73=152
T-32	Dick Risley (+13)	79-78=157
T-36	Robert Ruffini (+14)	79-79-158

1957 - WINSTON-SALEM, N.C.
Old Town Club — ***Par 72***
4th (610, +34)

T-11	Dick Siderowf (+5)	73-76=149
T-18	Jack Benson (+9)	76-77=153
T-24	Ward King (+10)	78-76=154
T-24	Sandy Hinkle (+10)	80-74=154
T-26	Bill Beeson (+11)	75-80=155
T-28	Tate Lanning (+12)	79-77=156
T-38	Hugh Paterson (+16)	79-81=160
T-53	Dick Risley (+23)	84-83=167

1958 - WINSTON-SALEM, N.C.
Old Town Club — ***Par 72***
5th (610, +34)

T-7	Dick Siderowf (+4)	74-74=148
16	Sandy Hinkle (+7)	75-76=151
T-17	Jack Benson (+8)	72-80=152
T-20	Hugh Paterson (+9)	80-73=153
T-30	Bob Zimmerman (+13)	79-78=157
T-30	Clinton Toms (+13)	77-80=157
T-43	Terry Thomas (+18)	82-80=162

1959 - CHAPEL HILL, N.C.
Finley Golf Course — ***Par 72***
1st (572, -4)

2	Dick Siderowf (-5)	68-71=139
T-7	Bob Zimmerman (E)	73-71=144
T-7	Bob Lindinger (E)	77-67=144
T-12	Ted McKenzie (+1)	70-75=145
T-12	Tim Be Baufre (+1)	73-72=145
T-24	Jack Benson (+6)	76-74=150
T-24	Jay Cullen (+6)	74-76=150
T-28	John Birmingham (+7)	73-78=151

1960 - DURHAM, N.C.
Duke Golf Course — ***Par 71***
2nd (603, +35)

5	Jack Doser (+6)	74-74=148
T-6	Bob Zimmerman (+9)	72-79=151
T-6	John Birmingham (+9)	76-75=151
9	Dick Dion (+11)	74-79=153
T-14	Allen Breed (+13)	79-76=155
T-17	Ted McKenzie (+14)	79-77=156
T-22	John Sronce (+16)	80-78=158
T-23	Jay Cullen (+17)	79-80=159

1961 - COLLEGE PARK, MD.
Maryland GC — ***Par 72***
1st (590, +14)

3	Jay Cullen (+1)	73-72=145
T-5	Ted McKenzie (+3)	74-73=147
T-5	John Birmingham (+3)	75-72=147
T-7	Dick Dion (+4)	71-77=148
T-7	George Smith (+4)	78-70=148
	Jack Doser (+7)	76-75=151
	Les Davies (+10)	77-77=154

1962 - WINSTON-SALEM, N.C.
Old Town Club — ***Par 72***
1st (587, +11)

T-1	John Abernethy (E)	73-71=144
T-4	George Smith (+2)	76-70=146
T-4	Jack Saalfield (+2)	73-73=146
T-15	Dick Dion (+7)	73-78=151
T-15	Richard Bassett (+7)	74-77=151
T-29	Jack Sronce (+11)	77-78=155
T-34	Dave Franklin (+12)	80-76=156

1963 - HOT SPRINGS, VA.
Cascades Course — ***Par 72***
3rd (610, +34)

T-2	John Abernathy (+5)	76-73=149
T-4	Richard Bassett (+6)	76-74=150
T-12	Jack Saalfield (+10)	80-74=154
T-22	Tom Cosgrove (+13)	78-79=157
T-25	Stan Tuttle (+14)	76-82=158
T-25	John Martin (+14)	84-74=158
T-29	Buzz Lewis (+16)	85-75=160

1964 - COLUMBIA, S.C.
Forest Lake CC — ***Par 72***
5th (755, +35)

3	Dan Hill (+1)	74-71=145
T-11	Rick Phillips (+6)	72-78=150
T-13	Tom Hackett (+7)	79-72=151
T-20	Fred Ewald (+10)	79-75=154
T-24	Tom Danluck (+11)	75-80=155
T-32	Buzz Lewis (+13)	78-79=157
T-45	Cliff Perry (+16)	83-77=160

1965 - PINEHURST, N.C.
Pinehurst No. 2 — ***Par 72***
3rd (385-373=758, +38)

T-2	Trip O'Donnell (+3)	73-74=147
6	Fred Ewald (+5)	79-70=149
T-7	Tom Danluck (+6)	76-74=150
T-22	Dan Hill (+11)	78-77=155
26	Cliff Perry (+13)	79-78=157

1966 - PINEHURST, N.C.
CC of North Carolina — ***Par 72***
1st (382-405=787, +67)

T-1	Fred Ewald (+10)	76-78=154
T-3	Tom Danluck (+12)	73-83=156
T-5	Tom Hackett (+13)	79-78=157
T-7	Trip O'Donnell (+14)	76-82=158
T-15	Dave Milar (+18)	78-84=162
T-26	Dan Hill (+21)	79-86=165
T-29	Henry Young (+22)	81-85=166

1967 - PINEHURST, N.C.
CC of North Carolina — ***Par 72***
2nd (795, +75)

T-8	Henry Young (+12)	77-79=156
T-10	George Benson (+13)	79-78=157
T-10	Trip O'Donnell (+13)	78-79=157
T-17	Mike Strickland (+15)	82-77=159
T-37	Bob Martin (+22)	87-79=166
T-41	Martin Falk (+24)	84-84=168
T-55	John Wylie (+28)	86-86=172

1968 - SANFORD, N.C.
Quail Ridge GC — ***Par 72***
1st (779, +59)

T-4	Mike Strickland (+4)	74-74=148
T-22	Bob Stuart (+9)	74-79=153
T-22	Dave Lind (+9)	79-74=153
T-30	Bob Martin (+11)	79-76=155
T-33	George Dillon (+12)	78-78=156
T-38	John Wylie (+13)	77-80=157
T-46	Roddy Ingold (+16)	81-79=160
T-52	Hy Young (+18)	80-82=162
T-59	Bob Goldman (+20)	84-80=164
T-69	Richard Semple (+27)	88-83=171

1969 - RALEIGH, N.C.
MacGregor Downs GC — ***Par 72***
3rd (767, +47)

T-1	Thorny Hoelle (+3)	72-75=147
T-6	Dave Lind (+7)	73-78=151
T-10	Harry Cashin (+9)	77-76=153
T-15	John Hoehl (+10)	77-77=154
T-21	Bob Martin (+12)	79-77=156
T-24	Dennis Satyshur (+13)	79-78=157
T-43	Sandy Dillon (+16)	78-82=160
T-52	Greg Smith (+19)	79-84=163
T-54	Hank Walters (+20)	81-83=164
56	Roddy Ingold (+21)	84-81=165
69	Richard Semple	87-WD=WD

1970 - PINEHURST, N.C.
Foxfire CC — ***Par 72***
6th (741, +21)

T-7	Hank Walters (-1)	71-72=143
T-10	Sandy Dillon (E)	73-71=144
T-19	Hank Cashin (+4)	75-73=148
T-42	Greg Wall (+9)	77-76=153
T-42	Bill Mallon (+9)	76-77=153
T-42	Thorny Hoelle (+9)	74-79=153
T-42	Dave Lind (+9)	73-80=153
T-66	Greg Smith (+20)	82-82=164
T-66	John Rynaisiwiez (+20)	78-86=164
69	Richard Semple (+28)	85-87=172
70	John Hoehl	79-WD=WD

1971 - AIKEN, S.C. & ROCKVILLE, MD.
Midland Valley CC — ***Par 72***
Woodmont CC — ***Par 72***
4th (1,513, +73)

10	Hank Walters (+10)	75-73-75-75=298
T-11	Dave Lind (+11)	73-74-72-80=299
13	Bill Mallon (+12)	73-68-81-78=300
T-21	Dennis Satyshur (+19)	74-76-81-76=307
23	Bob Barrett (+21)	76-77-78-78=309

1972 - HIGH POINT, N.C.
Willow Creek GC — ***Par 72***
3rd (1,166, +86)

T-6	Bill Mallon (+13)	74-81-74=229
T-8	Dennis Satyshur (+14)	77-79-74=230
11	Hank Walters (+15)	80-75-76=231
T-15	Bob Barrett (+18)	74-79-81=234
31	Don Detweiler (+26)	78-82-82=242
T-32	Tim Murray (+27)	83-80-80=243
T-36	Dave DeHaas (+28)	83-79-82=244

1973 - PINEHURST, N.C.
Foxfire CC — ***Par 72***
5th (1,142, +62)

4	Bill Mallon (+5)	74-73-74=221
T-5	Robert Fields (+7)	76-77-70=223
T-20	Lee Keesler (+12)	76-70-82=228
T-26	Bob Caprera (+16)	77-80-75=232
T-36	Bob Barrett (+21)	83-78-76=237
T-36	Ray Womack (+21)	80-81-76=237
T-38	Dave Wikel (+22)	78-76-84=238

1974 - SANFORD, N.C.
Carolina Trace — ***Par 72***
6th (1,223, +143)

8	Bob Caprera (+17)	79-73-81=233
13	Doug Reintgen (+21)	80-78-79=237
T-34	Ray Womack (+33)	83-82-84=249
39	Lee Keesler (+35)	89-80-82=251
40	Bob Barrett (+36)	87-80-85=252
T-42	Jeff Hall (+40)	84-87-85=256
47	Chuck Ryan (+46)	89-92-81=262

1975 - PINEHURST, N.C.
Foxfire CC — ***Par 72***
6th (1,182, +102)

T-6	Bob Caprera (+8)	78-73-73=224
T-19	Lee Keesler (+14)	76-76-78=230
T-37	Doug Reintgen (+25)	78-81-82=241
41	John Rodney (+27)	78-81-84=243
42	Hap Esbenshade (+28)	78-85-81=244
T-44	Ray Womack (+30)	88-76-82=246
T-46	Bob Hoff (+31)	78-87-82=247

1976 - RALEIGH, N.C.
North Ridge CC — ***Par 72***
6th (1,163, +83)

12	Bob Caprera (+3)	75-70-74=219
T-29	John Rodney (+15)	78-79-74=231
40	Rusty Guy (+21)	81-76-80=237
T-41	Scott Teller (+22)	76-82-80=238
T-41	Steve Potter (+22)	81-79-78=238
T-44	Mark Burden (+23)	81-74-84=239
47	Lee Keesler (+28)	85-76-83=244

1977 - RALEIGH, N.C.
North Ridge CC — ***Par 72***
6th (1,148, +68)

T-17	Mike Forgash (+6)	74-77-71=222
T-29	Charlie Bolling (+14)	80-75-75=230
T-34	Scott Teller (+15)	75-77-79=231
T-37	Chris Newman (+16)	76-75-81=232
40	Mark Burden (+17)	84-75-74=233
T-43	James Bruyette (+20)	80-75-81=236
45	Paul Spadafora (+21)	76-83-78=237

1978 - RALEIGH, N.C.
North Ridge CC — ***Par 72***
4th (1,124, +44)

T-2	Jeff Goettman (+2)	76-76-66=218
T-13	Charlie Bolling (+7)	76-74-73=223
T-22	Paul Hindsley (+10)	77-75-74=226
25	Steve Potter (+11)	76-78-73=227
T-30	Mike Forgash (+14)	76-85-69=230
44	Paul Bryan (+22)	85-75-78=238
49	Chris Newman (+36)	82-86-84=252

1979 - GREENSBORO, N.C.
The Cardinal GC — ***Par 72***
3rd (1,128, +48)

5	Paul Hindsley (+5)	70-80-71=221
T-6	Bob Stanger (+6)	77-74-71=222
T-15	Jeff Goettman (+11)	76-78-73=227
T-19	Doug Whitaker (+12)	76-76-76=228
T-24	Paul Bryan (+14)	77-77-76=230
T-30	Charlie Bolling (+16)	72-75-85=232
T-34	Len Kellermann (+18)	81-77-76=234

1980 - ROCKY MOUNT, N.C.
Northgreen CC — ***Par 72***
7th (906, +42)

T-15	Paul Hindsley (+6)	72-73-77=222
T-24	Bob Stanger (+9)	75-77-73=225
T-34	Chris Newman (+14)	75-79-76=230
T-39	Greg Nizich (+16)	80-75-77=232
42	Joe Lynch (+19)	82-77-76=235
T-46	Buddy Martin (+28)	82-77-85=244

1981 - ROCKY MOUNT, N.C.

Northgreen CC		*Par 72*
3rd (886, +22)		
T-8	Charlie Bolling (+5)	75-74-72=221
T-8	Bob Stanger (+5)	73-74-74=221
T-12	John Ryan (+8)	75-78-71=224
T-19	Paul Hindsley (+13)	75-78-76=229
T-26	Len Kellerman (+14)	81-73-76=230
30	Paul Bryan (+15)	78-81-72=231

1982 - ROCKY MOUNT, N.C.

Northgreen CC		*Par 72*
5th (308-300-296=904, +40)		
T-6	Chuck Taylor (+4)	77-71-72=220
T-17	Todd Anderson (+9)	76-73-76=225
T-22	John Ryan (+11)	73-76-78=227
35	Buddy Martin (+25)	86-80-75=241
T-36	Jeff Goettman (+26)	82-87-73=242

1983 - ROCKY MOUNT, N.C.

Northgreen CC		*Par 72*
6th (298-296-291=885, +21)		
T-6	Richard Riddle (+2)	74-70-74=218
T-14	Chuck Taylor (+6)	72-80-70=222
24	Todd Anderson (+10)	76-77-73=226
T-25	Ken Younger (+11)	78-75-74=227
T-32	David Ingram (+15)	76-74-81=231

1984 - PINEHURST, N.C.

Pinehurst No. 2		*Par 72*
4th (295-303-314=912, +48)		
T-7	Chuck Taylor (+8)	71-76-77=224
T-14	David Ingram (+13)	76-73-80=229
T-14	Todd Anderson (+13)	72-81-76=229
T-24	Mike Lopuszynski (+18)	76-77-81=234
T-33	Doug Lucci (+24)	81-77-82=240

1985 - GREENSBORO, N.C.

Bryan Park GC		*Par 72*
2nd (283-280-285=848, -16)		
2	Chuck Taylor (-7)	71-69-69=209
4	Todd Anderson (-5)	70-69-72=211
T-5	Tom Lape (-4)	68-73-71=212
T-16	David Ingram (E)	74-69-73=216
37	Bill Black (+14)	75-78-77=230

1986 - GREENSBORO, N.C.

Bryan Park GC		*Par 72*
5th (299-298-298=895, +31)		
9	Bill Black (+2)	74-75-68=218
T-13	Tom Lape (+5)	74-73-74=221
T-22	Keith Kepley (+10)	77-73-76=226
T-35	Mike Lopuszynski (+17)	75-77-81=233
40	Brian Stefanowicz (+26)	84-79-79=242

1987 - GREENSBORO, N.C.

Bryan Park GC		*Par 72*
7th (293-295-293=881, +17)		
T-13	Mike Lopuszynski (+2)	71-74-73=218
26	John Reynolds (+6)	75-72-75=222
T-29	Darrell Crall (+8)	73-76-75=224
T-29	Doug Lucci (+8)	74-80-70=224
T-36	John Karcher (+11)	75-73-76=227

1988 - GREENSBORO, N.C.

The Cardinal GC		*Par 72*
6th (302-297-310=909, +45)		
T-6	John Karcher (+7)	75-72-76=223
T-18	Darrell Crall (+13)	76-75-78=229
29	Chris Cain (+16)	80-77-75=232
T-30	John Reynolds (+17)	76-73-84=233
T-37	David Patterson (+22)	75-82-81=238

1989 - ROCKY MOUNT, N.C.

Northgreen CC		*Par 72*
6th (301-297-299=897, +33)		
T-11	Bruce Kennerson (+5)	74-71-76=221
T-11	John Reynolds (+5)	73-72-76=221
T-31	John Karcher (+12)	81-74-73-228
T-33	Steve Welsh (+15)	77-80-74=231
37	Pete O'Brien (+17)	77-80-79=236

1990 - ROCKY MOUNT, N.C.

Northgreen CC		*Par 72*
T-3rd (292-294-292=878, +14)		
1	Jason Widener (-6)	70-70-70=210
T-7	John Karcher (-1)	70-75-70=215
T-21	Chris Cain (+10)	76-73-77=226
23	Dave Patterson (+11)	76-76-75=227
T-36	Tom Hurley (+22)	77-81-80=238

1991 - ROCKY MOUNT, N.C.

Northgreen CC		*Par 72*
7th (296-295=591, +15)		
T-19	Dave Patterson (+3)	76-71=147
T-19	Mike Muehr (+3)	71-76=147
T-19	Aaron Crewse (+3)	73-74=147
36	Jason Widener (+10)	80-74=154
T-37	Tom Hurley (+11)	76-79=155

1992 - ROCKY MOUNT, N.C.

Northgreen CC		*Par 72*
T-6th (291-287-293=871, +7)		
T-12	David Love (-2)	73-72-69=214
T-17	Mike Muehr (E)	73-68-75=216
T-22	Tom Hurley (+1)	69-76-72=217
T-41	Jason Widener (+15)	76-78-77=231
T-41	Aaron Crewse (+15)	81-71-79=231

1993 - ROCKY MOUNT, N.C.

Northgreen CC		*Par 72*
T-4th (295-292-292=879, +15)		
T-6	Jason Widener (E)	72-72-72=216
T-18	Justin Klein (+5)	77-72-72=221
T-20	Aaron Crewse (+6)	72-78-72=222
T-30	Mike Muehr (+9)	74-75-76=225
T-34	Tom Hurley (+11)	78-73-76=227

1994 - ROCKY MOUNT, N.C.

Northgreen CC		*Par 72*
4th (287-300-299=886, +22)		
T-6	Mike Muehr (E)	70-73-73=216
T-13	Aaron Crewse (+5)	71-74-76=221
T-20	Justin Klein (+8)	71-80-73=224
T-32	Joe Ogilvie (+14)	80-73-77=230
T-37	David Love (+16)	75-80-77=232

1995 - NEW LONDON, N.C.

Old North State Club		*Par 72*
8th (297-295-296=888, +24)		
7	Joe Ogilvie (-3)	72-73-68=213
T-27	Jason Buha (+7)	77-72-74=223
T-31	Dan Brawley (+9)	74-75-76=225
T-38	Raleigh Shoemaker (+15)	78-75-78=231
43	Chris Schmid (+19)	74-81-80=235

1996 - NEW LONDON, N.C.

Old North State Club		*Par 72*
7th (290-293-293=876, +12)		
T-3	Joe Ogilvie (-2)	73-71-70=214
T-14	Jason Buha (+2)	71-74-73=218
T-21	Justin Klein (+5)	73-75-73=221
T-33	Todd Hill (+10)	73-75-78=226
45	Chris Schmid (+17)	83-73-77=233

1997 - FAYETTEVILLE, GA.

Whitewater CC		*Par 72*
6th (297-308-294=899, +35)		
T-14	Mike Christensen (+6)	74-76-72=222
T-14	Jason Buha (+6)	70-79-73=222
T-22	Erik Bertrand (+10)	78-76-72=226
T-30	Chris Schmid (+13)	75-77-77=229
45	Jim Donnelly (+26)	78-85-79=242

1998 - NEW LONDON, N.C.

Old North State Club		*Par 72*
8th (288-290-290=868, +4)		
10	Kyle Elfers (-5)	72-68-71=211
T-15	Mike Christensen (-2)	69-71-74=214
T-35	Paul Tucker (+6)	76-74-72=222
T-37	Chris Schmid (+7)	73-77-73=223
43	Marc Chatelain (+10)	74-78-74=226

1999 - NEW LONDON, N.C.

Old North State Club		*Par 72*
T-2nd (298-284-291=873, +9)		
1	Matt Krause (-4)	75-68-69=212
T-4	Marc Chatelain (E)	74-70-72=216
T-18	Kyle Elfers (+6)	76-72-74=222
T-26	Paul Tucker (+10)	73-77-76=226
T-38	Mike Christensen (+18)	79-74-81=234

2000 - NEW LONDON, N.C.

Old North State Club		*Par 72*
6th (296-293-294=883, +19)		
T-14	Leif Olson (+3)	74-73-72=219
T-14	Paul Tucker (+3)	74-74-71=219
T-26	Matt Krauss (+8)	74-72-78=224
T-26	Kevin Streelman (+8)	75-74-75=224
38	Mike Christensen (+13)	74-79-76=229

2001 - ORLANDO, FLA.

Disney's Magnolia Course		*Par 72*
7th (291-293-290=874, +10)		
T-15	Kevin Streelman (+2)	72-73-73=218
T-15	Paul Tucker (+2)	74-73-71=218
T-18	Matt Krauss (+3)	74-74-71=219
T-29	Brandon LaCroix (+5)	71-75-75=221
35	Leif Olson (+8)	75-73-76=224

2002 - NEW LONDON, N.C.

Old North State Club		*Par 72*
9th (291-298-289=878, +14)		
T-17	Leif Olson (-1)	72-73-70=215
29	Mike Castleforte (+3)	73-73-73=219
T-36	Rob Beasley (+7)	74-75-74=223
T-39	Matt Krauss (+9)	74-79-72=225
T-39	Brandon LaCroix (+9)	72-77-76=225

2003 - NEW LONDON, N.C.

Old North State Club		*Par 72*
5th (303-292-297=892, +28)		
T-12	Leif Olson (+4)	75-72-73=220
T-17	Tom Lefebvre (+7)	75-72-76=223
T-23	Alex Wilson (+10)	76-74-76=226
T-29	Rob Beasley (+13)	77-78-74=229
T-36	Nathan Smith (+17)	85-74-74=233

2004 - NEW LONDON, N.C.

Old North State Club		*Par 72*
6th (287-293-277=857, -7)		
T-11	Ryan Blaum (-3)	68-76-69=213
T-11	Nathan Smith (-3)	73-74-66=213
T-17	Mike Castleforte (-1)	72-73-70=215
T-25	Alex Wilson (+3)	76-71-72=219
T-32	Rob Beasley (+5)	74-75-72=221

2005 - NEW LONDON, N.C.

Old North State Club		*Par 72*
1st (292-291-282=865, +1)		
1	Ryan Blaum (-10)	68-71-67=206
4	Nathan Smith (+1)	73-72-72=217
T-22	Michael Schachner (+9)	82-73-70=225
T-24	Michael Quagliano (+10)	75-75-76=226
T-33	Jake Grodzinsky (+12)	76-79-73=228

2006 - NEW LONDON, N.C.

Old North State Club		*Par 72*
8th (287-293-286=866, +2)		
T-6	Ryan Blaum (-6)	70-71-69=210
T-28	Jake Grodzinsky (+1)	75-72-70=217
34	Michael Schachner (+3)	71-75-73=219
T-35	Clark Klaasen (+4)	71-75-74=220
51	Bryce Mueller (+16)	79-75-78=232

2007 - NEW LONDON, N.C.

Old North State Club		*Par 72*
T-4th (286-286-291=863, -1)		
T-9	Jake Grodzinsky (-1)	75-71-69=215
T-12	Michael Schachner (E)	69-73-74=216
T-15	Adam Long (+1)	72-71-74=217
T-30	Clark Klaasen (+4)	71-71-78=220
T-44	Jeff Edelman (+11)	74-79-74=227

2008 - NEW LONDON, N.C.

Old North State Club		*Par 72*
2nd (279-278-284=841, -23)		
T-8	Clark Klaasen (-5)	71-72-68=211
T-8	Wes Roach (-5)	70-68-73=211
T-13	Adam Long (-4)	74-69-69=212
T-20	Michael Schachner (-2)	69-69-76=214
T-34	Matthew Pierce (+3)	69-76-74=219

2009 - NEW LONDON, N.C.

Old North State Club		*Par 72*
3rd (290-284-287=861, -3)		
T-8	Adam Long (-3)	73-70-70=213
T-10	Clark Klaasen (-2)	70-70-74=214
T-15	Matthew Pierce (+1)	71-74-72=217
T-24	Michael Quagliano (+3)	77-70-72=219
T-46	Wes Roach (+9)	76-76-73=225

2010 - NEW LONDON, N.C.

Old North State Club		*Par 72*
T-3rd (280-282-293=855, -9)		
T-4	Brinson Paolini (-6)	73-66-71=210
T-6	Wes Roach (-5)	69-70-72=211
10	Adam Long (-4)	65-71-76=212
T-36	Spencer Anderson (+7)	74-75-74=223
T-52	Julian Suri (+17)	73-78-82=233

2011 - NEW LONDON, N.C.

Old North State Club		*Par 72*
2nd (289-279-283=851, -13)		
T-3	Julian Suri (-7)	71-69-69=209
5	Brinson Paolini (-5)	73-69-69=211
T-18	Tim Gornik (+1)	78-68-71=217
T-26	Yaroslav Merkulov (+4)	69-74-77=220
T-33	Wes Roach (+7)	76-73-74=223

2012 - NEW LONDON, N.C.

Old North State Club		*Par 72*
6th (289-278-295=862, -2)		
T-14	Adam Sumrall (-2)	72-70-72=214
T-18	Julian Suri (E)	74-66-76=216
T-21	Spencer Anderson (+1)	71-70-76=217
T-41	Austin Cody (+5)	74-76-71=221
T-49	Brinson Paolini (+10)	72-72-82=226

2013 - NEW LONDON, N.C.

Old North State Club		*Par 72*
1st (282-273-284=839, -25)		
5	Adam Sumrall (-8)	69-69-70=208
T-7	Brinson Paolini (-5)	71-68-72=211
T-7	Julian Suri (-5)	71-66-74=211
T-17	Mads Soegaard (-1)	71-72-72=215
T-17	Austin Cody (-1)	75-70-70=215

2014 - NEW LONDON, N.C.

Old North State Club		*Par 72*
10th (293-301-290=884, +20)		
T-28	Austin Cody (+3)	70-75-74=219
T-35	Motin Yeung (+6)	71-76-75=222
T-40	Turner Southey-Gordon (+7)	78-75-70=223
T-47	Alexander Matlari (+9)	74-75-76=225
T-51	Max Greyserman (+10)	78-77-71=226

2015 - NEW LONDON, N.C.

Old North State Club		*Par 72*
10th (297-299-290=886, +22)		
T-14	Adam Wood (-2)	72-72-70=214
32	Jake Shuman (+4)	74-75-71=220
T-41	Turner Southey-Gordon (+10)	76-76-74=226
T-46	Michael Ricaurte (+12)	75-76-77=228
T-49	Alexander Matlari (+13)	77-77-75=229

2016 - NEW LONDON, N.C.

Old North State Club		*Par 72*
5th (287-289-289=865, +1)		
T-2	Jake Shuman (-9)	69-71-67=207
T-23	Alex Smalley (+1)	73-71-73=217
T-31	Adam Wood (+4)	73-73-74=220
T-36	Matt Oshrine (+5)	72-74-75=221
T-46	Max Geryserman (+11)	76-76-75=227

2017 - CLINTON, S.C.

Musgrove Mill GC		*Par 72*
1st (277-285-288=850, -14)		
T-5	Alex Smalley (-4)	73-69-70=212
T-8	Jake Shuman (-2)	68-71-75-214
T-10	Alexander Matlari (-1)	69-74-72=215
T-10	Matt Oshrine (-1)	68-72-75=215
14	Chandler Eaton (E)	72-73-71=216

2018 - NEW LONDON, N.C.

Old North State Club		*Par 72*
5th (286-276-282=844, -20)		
T-12	Alex Smalley (-8)	70-67-71=208
T-19	Adrien Pendaries (-6)	74-68-68=210
T-21	Chandler Eaton (-4)	68-72-72=212
T-33	Jake Shuman (+1)	76-70-71=217
T-46	Evan Katz (+4)	74-71-75=220

2019 - NEW LONDON, N.C.

Old North State Club		*Par 72*
T-4th (271-292-289=852, -12)		
T-9	Chandler Eaton (-5)	64-78-69=211
T-16	Adrien Pendaries (-3)	70-73-70=213
T-18	Alex Smalley (-2)	67-73-74=214
T-38	Evan Katz (+4)	70-74-76=220
T-52	Steven DiLisio (+8)	73-72-79=224

2020 - Canceled (COVID-19 Pandemic)

2021 - MILTON, GA.

Capital City Club--Crabapple Course		*Par 70*
8th (285-281-297=863, +23)		
T-10	Ian Siebers (-2)	66-69-73=208
T-31	Adrien Pendaries (+5)	68-71-76=215
T-33	Qi wen Wong (+6)	74-70-72=216
--	Jimmy Zheng (+9)	78-71-xx=149
--	Steven DiLisio (+12)	xx-74-78=152
--	Evan Katz (+13)	77-xx-76=153

2022 - PANAMA CITY BEACH, FLA.

Watersound Club--Shark's Tooth GC Par 72
T-9th (292-291-282=865, +1)

T16.	Quinn Riley (-4)	70-71-71=212
T28.	Ian Siebers (-1)	72-75-68=215
T35.	Jimmy Zheng (+2)	76-73-69=218
T45.	Kelly Chinn (+5)	74-73-74=221
55.	Luke Sample (+12)	75-76-77=228

2023 - PINEHURST, N.C.

The CC of North Carolina--Dogwood Par 72
T-3rd (282-291-287=860, -4)

T3.	Luke Sample (-7)	70-72-67=209
T11.	Ian Siebers (-1)	70-72-71=213
T28.	William Love (+3)	71-73-75=219
48.	Ethan Evans (+9)	71-74-80=225
T49	Kelly Chinn (+10)	71-81-74=226

Duke lost to Georgia Tech, 3-1-1, in Match Play semifinals

2024 - CHARLOTTE, N.C.

Charlotte Country Club Par 71
6th (283-279-292=854, +2)

T12.	William Love (E)	71-68-74=213
T18.	Luke Sample (+1)	70-71-73=214
T18.	Ethan Evans (+1)	69-70-75=214
T30.	Daniel Choi (+5)	73-73-72=218
58.	Ian Siebers (+2)	70-73=143
np.	Bryan Kim (+5)	76=76

ACC CHAMPIONSHIP RECORDS

INDIVIDUAL LOW ROUNDS

18 Holes	*Season*	*Total*	*Par*
Chandler Eaton	2019	64	-8
Adam Long	2010	65	-7
Jeff Goettman	1978	66	-6
Nathan Smith	2004	66	-6
Brinson Paolini	2010	66	-6
Julian Suri	2012	66	-6
Julian Suri	2013	66	-6
Bob Lindinger	1959	67	-5
Ryan Blaum	2005	67	-5
Jake Shuman	2016	67	-5
Alex Smalley	2018	67	-5
Alex Smalley	2019	67	-5
Luke Sample	2023	67	-5
Dick Siderowf	1959	68	-4
Bill Mallon	1971	68	-4
Tom Lape	1985	68	-4
Bill Black	1986	68	-4
Mike Muehr	1992	68	-4
Joe Ogilvie	1995	68	-4
Kyle Elfers	1998	68	-4
Matt Krauss	1999	68	-4
Ryan Blaum	2004	68	-4
Ryan Blaum	2005	68	-4
Clark Klaasen	2008	68	-4
Wes Roach	2008	68	-4
Tim Gornik	2011	68	-4
Brinson Paolini	2013	68	-4
Jake Shuman	2017	68	-4
Matt Oshrine	2017	68	-4
Adrien Pendaries	2018	*68	-4
Chandler Eaton	2018	68	-4
Ian Siebers	2021	66	-4
Ian Siebers	2022	68	-4
Mike Forgash	1977	69	-3
Chuck Taylor	1985	*69	-3
Todd Anderson	1985	69	-3
David Ingram	1985	69	-3
David Love	1992	69	-3
Tom Hurley	1992	69	-3
Mike Christensen	1998	69	-3
Matt Krauss	1999	69	-3
Ryan Blaum	2004	69	-3
Ryan Blaum	2006	69	-3
Jake Grodzinsky	2007	69	-3
Michael Schachner	2007	69	-3
Adam Long	2008	*69	-3
Michael Schachner	2008	*69	-3
Matthew Pierce	2008	69	-3
Wes Roach	2010	69	-3
Brinson Paolini	2011	*69	-3
Julian Suri	2011	*69	-3
Yaroslav Merkulov	2011	69	-3
Adam Sumrall	2013	*69	-3
Jake Shuman	2016	69	-3
Alex Smalley	2017	69	-3
Chandler Eaton	2019	69	-3
Jimmy Zheng	2022	69	-3
William Love	**2024**	**68**	**-3**

** occurred twice in same tournament*

INDIVIDUAL LOW TOURNAMENT

54 Holes	*Season*	*Total*	*Par*
Ryan Blaum	2005	206	-10
Jake Shuman	2016	207	-9
Adam Sumrall	2013	208	-8
Alex Smalley	2018	208	-8
Chuck Taylor	1985	209	-7
Julian Suri	2011	209	-7
Luke Sample	2023	209	-7
Jason Widener	1990	210	-6
Ryan Blaum	2006	210	-6
Brinson Paolini	2010	210	-6
Adrien Pendaries	2018	210	-6
Todd Anderson	1985	211	-5
Kyle Elfers	1998	211	-5
Clark Klaasen	2008	211	-5
Wes Roach	2008	211	-5
Wes Roach	2010	211	-5
Brinson Paolini	2011	211	-5
Brinson Paolini	2013	211	-5
Julian Suri	2013	211	-5
Chandler Eaton	2019	211	-5
Tom Lape	1985	212	-4
Matt Krauss	1999	212	-4
Adam Long	2008	212	-4
Adam Long	2010	212	-4
Alex Smalley	2017	212	-4
Chandler Eaton	2018	212	-4
Quinn Riley	2022	212	-4

TEAM LOW ROUNDS

18 Holes	*Round*	*Total*	*Par*
2019	First	271	-17
2013	Second	273	-15
2018	Second	276	-12
2004	Third	277	-11
2017	First	277	-11
2008	Second	278	-10
2012	Second	278	-10
2008	First	279	-9
2011	Second	279	-9
1985	Second	280	-8
2010	First	280	-8
2005	Third	282	-6
2010	Second	282	-6
2013	First	282	-6
2018	Third	282	-6
2022	Third	282	-6
2023	First	282	-6
1985	First	283	-5
2011	Third	283	-5
2024	First	279	-5
1999	Second	284	-4
2008	Third	284	-4
2009	Second	284	-4
2013	Third	284	-4
1985	Third	285	-3
2006	Third	286	-2
2007	First	286	-2
2007	Second	286	-2
2018	First	286	-2

TEAM LOW TOURNAMENT

54 Holes	*Total*	*Par*
2013	839	-25
2008	841	-23
2018	844	-20
1985	848	-16
2017	850	-14
2011	851	-13
2019	852	-12
2010	855	-9
2004	857	-7
1959	572	-4
2023	860	-4
2012	862	-2

CAREER STATISTICS

MIKE ADAMS
White Plains, N.Y. (St. Stephen's Episcopal)

Year	Tournaments	Rounds	Strokes	Average	Vs. Par	Rounds in 60s	Par or Better Rds	Low 18	Wins	Best Finish
2000-01	2	4	322	80.50	+9.5	0	0	73	0	T-11th
2001-02	1	2	158	79.00	+7.0	0	0	79	0	T-18th
2002-03	1	2	146	73.00	+3.0	0	0	72	0	T-8th
2003-04	--	--	--	--	--	--	--	--	--	--
Career	**4**	**8**	**626**	**78.25**	**+7.3**	**0**	**0**	**72**	**0**	**T-8th**

ERIC AHN

Year	Tournaments	Rounds	Strokes	Average	Vs. Par	Rounds in 60s	Par or Better Rds	Low 18	Wins	Best Finish
2003-04	1	3	229	76.3	--	--	0	74	0	T-64th
Career	**1**	**3**	**229**	**76.3**	**--**	**--**	**0**	**74**	**0**	**T-64th**

SPENCER ANDERSON
Pacific Palisades, Calif. (Brentwood School)

Year	Tournaments	Rounds	Strokes	Average	Vs. Par	Rounds in 60s	Par or Better Rds	Low 18	Wins	Best Finish
2008-09	9	26	1,943	74.73	+3.4	1	6	64	0	T-7th
2009-10	12	36	2,659	73.86	+2.4	4	10	67	0	T-15th
2010-11	2	6	434	72.33	+0.8	1	4	69	0	T-5th
2011-12	10	30	2,177	72.57	+1.0	6	15	66	0	T-2nd
Career	**33**	**98**	**7,213**	**73.60**	**+2.1**	**12**	**35**	**64**	**0**	**T-2nd**

ROB BEASLEY
Greensboro, N.C. (Northwest Guilford)

Year	Tournaments	Rounds	Strokes	Average	Vs. Par	Rounds in 60s	Par or Better Rds	Low 18	Wins	Best Finish
2000-01	2	4	295	73.7	--	--	1	70	1	1st
2001-02	8	22	1,663	75.6	--	--	2	70	0	T-9th
2002-03	9	27	2,029	75.2	--	--	4	70	0	12th
2003-04	9	27	2,059	76.3	--	--	3	69	0	T-25th
Career	**28**	**80**	**6,046**	**75.2**	**--**	**--**	**10**	**69**	**1**	**1st**

ERIK BERTRAND
Tampa, Fla. (Vivian Gaither)

Year	Tournaments	Rounds	Strokes	Average	Vs. Par	Rounds in 60s	Par or Better Rds	Low 18	Wins	Best Finish
1993-94	1	3	237	79.0	--	0	0	77	0	T-58th
1994-95	3	8	636	79.5	--	0	1	72	0	T-52nd
1995-96	8	24	1,824	76.8	--	0	1	72	0	T-3rd
1996-97	13	37	2,785	75.3	--	0	8	70	0	T-6th
Career	**25**	**72**	**5,482**	**76.1**	**--**	**0**	**10**	**70**	**0**	**T-3rd**

ANDREW BIEBER
Cleveland, Ohio (Gilmour Academy)

Year	Tournaments	Rounds	Strokes	Average	Vs. Par	Rounds in 60s	Par or Better Rds	Low 18	Wins	Best Finish
2013-14	6	16	1,252	78.25	+6.6	0	1	72	0	T-40th
2014-15	6	11	839	76.27	+4.8	0	2	71	0	T-23rd
2015-16	6	16	1,215	75.94	+4.1	0	1	71	0	T-12th
2016-17	8	21	1,549	73.76	+2.2	1	7	68	1	1st
Career	**26**	**64**	**4,855**	**75.86**	**+4.3**	**1**	**11**	**68**	**1**	**1st**

JOHN BIRMINGHAM

Year	Tournaments	Rounds	Strokes	Average	Vs. Par	Rounds in 60s	Par or Better Rds	Low 18	Wins	Best Finish
1987-88	1	3	234	78.00	--	--	--	75	--	--
Career	**1**	**3**	**234**	**78.00**	**--**	**--**	**--**	**75**	**--**	**--**

ALAN BIRNEY
Houston, Texas (Cypress Creek)

Year	Tournaments	Rounds	Strokes	Average	Vs. Par	Rounds in 60s	Par or Better Rds	Low 18	Wins	Best Finish
1990-91	4	9	701	77.9	--	--	--	74	0	T-42nd
1991-92	1	2	153	76.5	--	--	--	74	0	T-54th
1992-93	3	7	528	75.4	--	--	--	71	0	22nd
Career	**8**	**18**	**1,382**	**76.6**	**--**	**--**	**--**	**71**	**0**	**22nd**

BRADLEY BLACK
St. Catherines, Ontario (Sir Winston Churchill)

Year	Tournaments	Rounds	Strokes	Average	Vs. Par	Rounds in 60s	Par or Better Rds	Low 18	Wins	Best Finish
1995-96	1	3	79	79.0	+7.0	0	0	77	0	T-75th
Career	**1**	**3**	**79**	**79.0**	**+7.0**	**0**	**0**	**77**	**0**	**T-75th**

RYAN BLAUM

Coral Gables, Fla. (Westminster Christian)

Year	Tournaments	Rounds	Strokes	Average	Vs. Par	Rounds in 60s	Par or Better Rds	Low 18	Wins	Best Finish
2002-03	10	30	2,200	73.33	+1.4	3	11	66	1	T-2nd
2003-04	8	24	1,717	71.54	0.0	10	13	65	1	T-1st
2004-05	12	36	2,588	71.85	+0.3	13	25	67	3	1st
2005-06	13	39	2,803	71.87	+0.1	9	22	65	1	1st
Career	**43**	**129**	**9,308**	**72.14**	**+0.5**	**35**	**71**	**65**	**6**	**1st**

DANIEL BRAWLEY

Wilmington, N.C. (New Hanover)

Year	Tournaments	Rounds	Strokes	Average	Vs. Par	Rounds in 60s	Par or Better Rds	Low 18	Wins	Best Finish
1992-93	1	2	154	77.0	--	0	0	76	0	T-54th
1993-94	4	12	960	80.0	--	1	1	69	0	T-16th
1994-95	12	32	2,449	76.5	--	0	4	70	0	T-4th
1995-96	6	16	1,239	77.3	--	0	3	70	0	T-15th
Career	**23**	**62**	**4,802**	**77.5**	**--**	**1**	**8**	**69**	**0**	**T-4th**

DENVER BROWN

Saratoga Springs, N.Y. (Saratoga Springs)

Year	Tournaments	Rounds	Strokes	Average	Vs. Par	Rounds in 60s	Par or Better Rds	Low 18	Wins	Best Finish
1997-98	2	4	326	81.5	--	0	0	74	0	80th
1998-99	2	5	407	81.4	--	0	0	76	0	T-36th
1999-00	1	3	231	77.0	--	0	0	76	0	T-56th
2000-01	5	13	990	76.2	--	0	2	71	0	2nd
Career	**10**	**25**	**1,954**	**78.2**	**--**	**0**	**2**	**71**	**0**	**2nd**

JASON BUHA

Farmington Hills, Mich. (Farmington)

Year	Tournaments	Rounds	Strokes	Average	Vs. Par	Rounds in 60s	Par or Better Rds	Low 18	Wins	Best Finish
1993-94	5	14	1,078	77.00	+5.0	0	2	71	0	T-21st
1994-95	10	29	2,222	76.62	+4.7	0	3	71	0	T-13th
1995-96	14	38	2,800	73.68	+1.8	3	13	67	0	2nd
1996-97	13	37	2,660	71.89	+0.3	7	22	67	1	1st
Career	**42**	**118**	**8,760**	**74.24**	**+2.4**	**10**	**40**	**67**	**1**	**1st**

CHRIS CAIN

Knoxville, Tenn. (The Webb School)

Year	Tournaments	Rounds	Strokes	Average	Vs. Par	Rounds in 60s	Par or Better Rds	Low 18	Wins	Best Finish
1987-88	9	24	1,866	77.8	--	0	1	72	0	T-18th
1988-89	1	2	164	82.0	--	0	0	81	0	--
1989-90	11	34	2,608	76.7	--	0	1	71	0	T-2nd
1990-91	3	8	619	77.4	--	0	0	74	0	T-60th
Career	**24**	**68**	**5,257**	**77.3**	**--**	**0**	**2**	**71**	**0**	**T-2nd**

JIM CANGIANO

Dickerson, Md. (Poolesville)

Year	Tournaments	Rounds	Strokes	Average	Vs. Par	Rounds in 60s	Par or Better Rds	Low 18	Wins	Best Finish
1991-92	1	2	162	81.0	--	0	0	79	0	T-98th
1992-93	1	2	167	83.5	--	0	0	80	0	-
1993-94	1	3	255	85.0	--	0	0	83	0	80th
1994-95	2	5	404	80.8	--	0	0	80	0	T-52nd
Career	**5**	**12**	**988**	**82.3**	**--**	**0**	**0**	**79**	**0**	**T-52nd**

MIKE CASTLEFORTE

Springboro, Ohio (Archbishop Alter)

Year	Tournaments	Rounds	Strokes	Average	Vs. Par	Rounds in 60s	Par or Better Rds	Low 18	Wins	Best Finish
*2000-01	7	20	1,493	74.7	--	--	--	70	0	5th
2001-02	12	36	2,651	73.64	+1.6	2	17	68	0	9th
2002-03	12	36	2,683	74.53	+2.7	3	9	67	0	3rd
2003-04	12	36	2,638	73.33	+1.7	1	13	69	0	T-7th
Career	**36**	**108**	**7,972**	**73.81**	**+2.0**	**6**	**39**	**67**	**0**	**3rd**

**Played at Indiana (stats not included in Duke career stats)*

BOBBY CASTOR

Ashland, Ohio (Ashland)

Year	Tournaments	Rounds	Strokes	Average	Vs. Par	Rounds in 60s	Par or Better Rds	Low 18	Wins	Best Finish
2000-01	2	5	383	76.6	--	0	1	72	0	T-14th
2001-02	7	18	1,371	76.2	--	0	1	70	0	T-32nd
2002-03	-	-	-	-	-	-	-	-	-	-
2003-04	2	6	486	81.0	--	0	0	74	0	T-45th
Career	**11**	**29**	**2,240**	**77.9**	**--**	**0**	**2**	**70**	**0**	**T-14th**

DUNCAN CHAPMAN

Year	Tournaments	Rounds	Strokes	Average	Vs. Par	Rounds in 60s	Par or Better Rds	Low 18	Wins	Best Finish
1987-88	1	2	156	78.0	--	0	0	78	0	--
Career	**1**	**2**	**156**	**78.0**	**--**	**0**	**0**	**78**	**0**	**--**

MARC CHATELAIN

Flims, Switzerland (York Country Dat/Susquahanna)

Year	Tournaments	Rounds	Strokes	Average	Vs. Par	Rounds in 60s	Par or Better Rds	Low 18	Wins	Best Finish
1997-98	10	29	2,166	74.7	--	--	5	69	0	T-11th
1998-99	13	37	2,699	72.9	--	--	14	67	0	T-4th
Career	**23**	**68**	**4,865**	**71.5**	**--**	**--**	**19**	**67**	**0**	**T-4th**

KELLY CHINN

Great Falls, Va. (Langley)

Year	Tournaments	Rounds	Strokes	Average	Vs. Par	Rounds in 60s	Par or Better Rds	Low 18	Wins	Best Finish
2021-22	12	36	2,623	72.86	+1.4	4	15	65	0	5th
2022-23	13	38	2,738	72.05	+0.4	12	20	66	0	2nd (2x)
2023-24	10	30	2,202	73.40	+1.8	4	11	68	0	T-14th
Career	**35**	**104**	**7,563**	**72.72**	**+1.1**	**20**	**46**	**65**	**0**	**2nd (2x)**

DANIEL CHOI

Westlake, Texas (Keller)

Year	Tournaments	Rounds	Strokes	Average	Vs. Par	Rounds in 60s	Par or Better Rds	Low 18	Wins	Best Finish
2022-23	7	19	1,394	73.37	+1.6	4	8	67	0	T-13th
2023-24	8	22	1,635	74.32	+3.0	1	4	68	0	T-9th
Career	**15**	**41**	**3,029**	**73.88**	**+2.2**	**5**	**12**	**67**	**0**	**T-9th**

MIKE CHRISTENSEN

Grand Rapids, Minn. (Grand Rapids)

Year	Tournaments	Rounds	Strokes	Average	Vs. Par	Rounds in 60s	Par or Better Rds	Low 18	Wins	Best Finish
1996-97	14	40	2,954	73.9	--	--	10	67	0	T-5th
1997-98	11	32	2,342	73.2	--	--	7	65	0	T-5th
1998-99	11	32	2,381	74.4	--	--	6	67	0	T-5th
1999-00	12	34	2,537	74.6	--	--	9	67	0	T-2nd
Career	**48**	**138**	**10,214**	**74.0**	**--**	**--**	**32**	**65**	**0**	**T-2nd**

BRAD CLARK

Atlanta, Ga. (Marist)

Year	Tournaments	Rounds	Strokes	Average	Vs. Par	Rounds in 60s	Par or Better Rds	Low 18	Wins	Best Finish
2000-01	1	2	162	81.0	--	--	0	79	0	T-43rd
2001-02	6	16	1,212	75.8	--	--	4	68	--	1st
Career	**7**	**18**	**1,374**	**76.3**	**--**	**--**	**4**	**68**	**--**	**1st**

AUSTIN CODY

North Charleston, S.C. (Pinewood Prep)

Year	Tournaments	Rounds	Strokes	Average	Vs. Par	Rounds in 60s	Par or Better Rds	Low 18	Wins	Best Finish
2010-11	8	24	1,774	73.9	+1.72	2	6	69	0	T-7th
2011-12	11	32	2,345	73.3	+1.78	4	13	67	0	T-7th
2012-13	11	31	2,272	73.3	+1.77	3	11	67	0	2nd
2013-14	10	28	2,151	76.8	+5.04	0	2	72	0	T-12th
Career	**40**	**115**	**8,534**	**74.2**	**+2.68**	**9**	**32**	**67**	**0**	**2nd**

T.J. COOPER

Greenville, Pa. (Greenville)

Year	Tournaments	Rounds	Strokes	Average	Vs. Par	Rounds in 60s	Par or Better Rds	Low 18	Wins	Best Finish
1996-97	1	3	236	78.6	--	--	0	76	0	T-59th
1997-98	5	13	1,002	77.1	--	--	1	69	0	T-4th
Career	**6**	**16**	**1,238**	**77.4**	**--**	**--**	**1**	**69**	**0**	**T-4th**

DARRELL CRALL

Year	Tournaments	Rounds	Strokes	Average	Vs. Par	Rounds in 60s	Par or Better Rds	Low 18	Wins	Best Finish
1987-88	10	27	2,076	76.9	--	--	4	70	0	T-18th
1988-89	4	10	791	79.1	--	--	0	75	0	T-20th
Career	**14**	**37**	**2,867**	**77.5**	**--**	**--**	**4**	**70**	**0**	**T-18th**

AARON CREWSE

Akron, Ohio (Hartville Lake)

Year	Tournaments	Rounds	Strokes	Average	Vs. Par	Rounds in 60s	Par or Better Rds	Low 18	Wins	Best Finish
1990-91	7	19	1,466	77.2	--	--	1	71	0	T-19th
1991-92	10	29	2,217	76.5	--	--	4	70	0	T-35th
1992-93	13	35	2,650	75.7	--	--	7	70	0	6th
1993-94	10	29	2,184	75.3	--	--	4	70	0	7th
Career	**40**	**112**	**8,517**	**76.0**	**--**	**--**	**16**	**70**	**0**	**6th**

CHRIS DAUK

Akron, Ohio (Revere)

Year	Tournaments	Rounds	Strokes	Average	Vs. Par	Rounds in 60s	Par or Better Rds	Low 18	Wins	Best Finish
1991-92	1	2	147	73.5	--	--	0	73	0	T-18th
1992-93	2	4	310	77.5	--	--	0	78	0	T-40th
1993-94	1	3	238	79.3	--	--	0	79	0	T-63rd
1994-95	6	17	1,305	76.8	--	--	2	71	0	3rd
Career	**10**	**26**	**2,000**	**76.9**	**--**	**--**	**2**	**71**	**0**	**3rd**

JAMES DICKEY

Fort Lauderdale, Fla. (St. Thomas Aquinas)

Year	Tournaments	Rounds	Strokes	Average	Vs. Par	Rounds in 60s	Par or Better Rds	Low 18	Wins	Best Finish
2003-04	3	9	695	77.2	--	--	1	71	0	T-20th
2006-07	--	--	--	--	--	--	--	--	--	--
Career	**3**	**9**	**695**	**77.2**	**--**	**--**	**1**	**71**	**0**	**T-20th**

STEVEN DiLISIO

Swampscott, Mass. (Phillips Exeter Academy [N.H.])

Year	Tournaments	Rounds	Strokes	Average	Vs. Par	Rounds in 60s	Par or Better Rds	Low 18	Wins	Best Finish
2016-17	8	21	1,594	75.90	+4.4	3	6	66	1	1st
2017-18	6	18	1,337	74.28	+2.8	0	3	70	0	T-14th
2018-19	11	33	2,426	73.52	+1.7	5	14	66	1	1st
2019-20	4	12	878	73.17	+1.4	1	5	68	0	T-9th
2020-21	8	26	1,705	74.46	+3.1	2	8	67	0	T-3rd
Career	**38**	**110**	**8,171**	**74.17**	**+2.7**	**11**	**36**	**66**	**2**	**1st**

ERIC DOLLENBERG

Flourtown, Pa. (Penn Charter)

Year	Tournaments	Rounds	Strokes	Average	Vs. Par	Rounds in 60s	Par or Better Rds	Low 18	Wins	Best Finish
1991-92	2	5	402	80.4	--	--	0	76	0	74th
1992-93	3	7	541	77.3	--	--	0	74	0	T-31st
1993-94	2	6	501	83.5	--	--	0	77	0	76th
Career	**7**	**18**	**1,444**	**80.2**	**--**	**--**	**0**	**74**	**0**	**T-31st**

SHRISH DWIVEDI

Redwood City, Calif. (Harker)

Year	Tournaments	Rounds	Strokes	Average	Vs. Par	Rounds in 60s	Par or Better Rds	Low 18	Wins	Best Finish
2015-16	6	16	1,216	76.00	+3.4	0	3	71	0	T-2nd
2016-17	7	18	1,361	75.61	+4.0	1	4	68	1	T-1st
2017-18	5	15	1,148	76.53	+5.1	1	2	69	0	T-15th
2018-19	5	12	889	74.08	+2.1	0	5	70	0	18th
Career	**23**	**61**	**4,614**	**75.64**	**+3.7**	**2**	**14**	**68**	**1**	**T-1st**

JIM DONNELLY

Beverly, Mass. (St. John's Prep)

Year	Tournaments	Rounds	Strokes	Average	Vs. Par	Rounds in 60s	Par or Better Rds	Low 18	Wins	Best Finish
1996-97	8	23	1,758	76.4	--	--	4	71	0	T-8th
1997-98	4	10	774	77.4	--	--	0	74	0	T-6th
1998-99	4	11	849	77.2	--	--	0	71	0	T-3rd
Career	**16**	**44**	**3,381**	**76.8**	**--**	**--**	**4**	**71**	**0**	**T-3rd**

CHANDLER EATON

Alpharetta, Ga. (Alpharetta)

Year	Tournaments	Rounds	Strokes	Average	Vs. Par	Rounds in 60s	Par or Better Rds	Low 18	Wins	Best Finish
2016-17	13	39	2,798	71.74	+0.3	10	21	65	0	T-3rd
2017-18	12	37	2,653	71.70	+0.3	10	21	66	1	1st
2018-19	12	35	2,475	70.71	-0.9	14	25	64	1	1st
2019-20	4	12	879	73.25	+1.5	1	4	69	0	T-13th
Career	**41**	**123**	**8,805**	**71.59**	**+0.1**	**35**	**71**	**64**	**2**	**1st**

JEFF EDELMAN

Southlake, Texas (Carroll Senior)

Year	Tournaments	Rounds	Strokes	Average	Vs. Par	Rounds in 60s	Par or Better Rds	Low 18	Wins	Best Finish
2006-07	7	21	1,559	74.2	--	--	5	65	0	T-9th
2007-08	2	6	440	73.3	--	--	3	71	0	26th
Career	**9**	**27**	**1,999**	**73.8**	**--**	**--**	**8**	**65**	**0**	**T-9th**

KYLE ELFERS

Cincinnati, Ohio (Turpin)

Year	Tournaments	Rounds	Strokes	Average	Vs. Par	Rounds in 60s	Par or Better Rds	Low 18	Wins	Best Finish
1995-96	2	5	394	78.8	--	--	0	79	0	T-40th
1996-97	7	20	1,510	75.5	--	--	3	69	0	T-6th
1997-98	12	35	2,579	73.7	--	--	9	68	0	5th
1998-99	13	37	2,734	73.9	--	--	11	67	0	4th
Career	**34**	**97**	**7,217**	**74.4**	**--**	**--**	**23**	**67**	**0**	**4th**

ETHAN EVANS

Mercer Island, Wash. (Mercer Island)

Year	Tournaments	Rounds	Strokes	Average	Vs. Par	Rounds in 60s	Par or Better Rds	Low 18	Wins	Best Finish
2022-23	13	37	2,712	73.30	+1.6	4	15	66	0	T-4th
2023-24	11	33	2,158	72.06	+0.6	9	17	65	0	T-2nd (2x)
Career	**24**	**70**	**4,870**	**72.71**	**+1.1**	**13**	**32**	**65**	**0**	**T-2nd (2x)**

DAVID FRENCH

Columbus, Ohio (Arlington)

Year	Tournaments	Rounds	Strokes	Average	Vs. Par	Rounds in 60s	Par or Better Rds	Low 18	Wins	Best Finish
2000-01	--	--	--	--	--	--	--	--	--	--
2001-02	3	6	453	75.5	--	--	2	69	0	6th
2002-03	3	9	697	77.4	--	--	0	73	0	T-25th
2003-04	1	3	243	81.0	--	--	0	78	0	68th
Career	**7**	**18**	**1,383**	**76.8**	**--**	**--**	**2**	**69**	**0**	**6th**

ANDREW GIULIANI

New York, N.Y. (St. Joseph's Regional [NJ])

Year	Tournaments	Rounds	Strokes	Average	Vs. Par	Rounds in 60s	Par or Better Rds	Low 18	Wins	Best Finish
2005-06	1	2	160	80.0	--	--	0	79	0	T-70th
2006-07	2	6	462	77.0	--	--	1	71	0	T-68th
2007-08	2	6	447	74.5	--	--	0	73	0	T-36th
Career	**5**	**14**	**1,069**	**77.2**	**--**	**--**	**1**	**71**	**0**	**T-36th**

TIM GORNIK

Ljubljana, Slovenia (Monteverde [Fla.] Academy)

Year	Tournaments	Rounds	Strokes	Average	Vs. Par	Rounds in 60s	Par or Better Rds	Low 18	Wins	Best Finish
2009-10	2	6	454	75.7	--	0	1	71	0	T-22nd
2010-11	10	30	2,176	72.5	--	3	11	66	0	T-8th
2011-12	7	21	1,556	74.1	--	2	7	69	0	T-6th
2012-13	6	14	1,032	73.7	--	1	5	69	0	3rd
Career	**25**	**71**	**5,218**	**73.5**	**--**	**6**	**24**	**66**	**0**	**3rd**

MAX GREYSERMAN

Short Hills, N.J. (Peddie School)

Year	Tournaments	Rounds	Strokes	Average	Vs. Par	Rounds in 60s	Par or Better Rds	Low 18	Wins	Best Finish
2013-14	11	31	2,321	74.87	+1.7	0	7	70	0	T-4th
2014-15	9	23	1,732	75.30	+4.1	1	1	69	0	T-21st
2015-16	11	30	2,196	73.20	+1.4	7	13	65	0	T-2nd
2016-17	5	15	1,081	72.07	+0.7	3	9	67	0	T-18th
Career	**36**	**99**	**7,330**	**74.04**	**--**	**11**	**30**	**65**	**0**	**T-2nd**

JAKE GRODZINSKY

Cornville, Ariz. (Sedona Red Rock)

Year	Tournaments	Rounds	Strokes	Average	Vs. Par	Rounds in 60s	Par or Better Rds	Low 18	Wins	Best Finish
2003-04	1	3	245	81.7	--	--	0	78	0	80th
2004-05	11	33	2,469	74.8	--	--	6	69	0	T-24th
2005-06	12	35	2,559	73.1	--	--	15	69	0	5th
2006-07	12	37	2,733	73.9	--	--	13	69	0	T-9th
Career	**36**	**108**	**8,006**	**75.9**	**--**	**--**	**34**	**69**	**0**	**5th**

JUSTIN HARE

Charleston, S.C. (Porter-Gaud School)

Year	Tournaments	Rounds	Strokes	Average	Vs. Par	Rounds in 60s	Par or Better Rds	Low 18	Wins	Best Finish
2005-06	3	8	602	75.3	--	--	1	72	0	T-17th
2006-07	1	3	230	76.7	--	--	0	74	0	T-60th
2007-08	1	3	222	74.0	--	--	1	71	0	T-51st
Career	**5**	**14**	**1,054**	**75.3**	**--**	**--**	**2**	**71**	**0**	**T-17th**

CHRIS HARRIS

Edina, Minn. (Edina)

Year	Tournaments	Rounds	Strokes	Average	Vs. Par	Rounds in 60s	Par or Better Rds	Low 18	Wins	Best Finish
1997-98	2	4	316	79.0	--	--	0	74	0	--
1998-99	4	10	755	75.5	--	--	2	71	0	T-3rd
Career	**6**	**14**	**1,071**	**76.5**	**--**	**--**	**2**	**71**	**0**	**T-3rd**

TODD HILL

Durham, N.C. (C.E. Jordan)

Year	Tournaments	Rounds	Strokes	Average	Vs. Par	Rounds in 60s	Par or Better Rds	Low 18	Wins	Best Finish
1995-96	7	18	1,396	77.5	--	--	0	73	0	T-16th
Career	**7**	**18**	**1,396**	**77.5**	**--**	**--**	**0**	**73**	**0**	**T-16th**

SETH HUFFSTETLER

Southern Pines, N.C. (Pinecrest)

Year	Tournaments	Rounds	Strokes	Average	Vs. Par	Rounds in 60s	Par or Better Rds	Low 18	Wins	Best Finish
1997-98	2	5	397	79.4	--	--	--	--	--	--
1998-99	2	5	373	74.6	--	--	1	70	0	T-14th
Career	**4**	**10**	**770**	**77.0**	**--**	**--**	**1**	**70**	**0**	**T-14th**

TOM HURLEY

Vero Beach, Fla. (Suffield Academy [Conn.])

Year	Tournaments	Rounds	Strokes	Average	Vs. Par	Rounds in 60s	Par or Better Rds	Low 18	Wins	Best Finish
1989-90	6	19	1,450	76.3	--	--	3	70	0	T-12th
1990-91	10	26	1,951	75.0	--	--	6	68	0	T-7th
1991-92	10	29	2,159	74.5	--	--	8	69	0	T-9th
1992-93	12	35	2,619	74.8	--	--	8	70	0	T-8th
Career	**38**	**109**	**8,179**	**75.0**	**--**	**--**	**25**	**68**	**0**	**T-7th**

BRAD JONES

Year	Tournaments	Rounds	Strokes	Average	Vs. Par	Rounds in 60s	Par or Better Rds	Low 18	Wins	Best Finish
1987-88	1	3	245	81.7	--	--	0	79	0	--
1988-89	1	3	234	78.0	--	--	0	75	0	--
1989-90	1	3	232	77.3	--	--	1	71	0	T-52nd
Career	**3**	**9**	**711**	**79.0**	**--**	**--**	**1**	**71**	**0**	**T-52nd**

JOHN KARCHER

Year	Tournaments	Rounds	Strokes	Average	Vs. Par	Rounds in 60s	Par or Better Rds	Low 18	Wins	Best Finish
1986-87	--	--	--	--	--	--	--	--	0	6th
1987-88	12	32	2,367	74.0	--	--	13	69	2	1st
1988-89	13	34	2,523	74.2	--	--	9	66	2	1st
1989-90	13	40	2,931	73.3	--	--	17	68	0	T-3rd
Career	**38**	**106**	**7,821**	**73.8**	**--**	**--**	**39**	**66**	**4**	**1st**

EVAN KATZ

Washington, D.C. (Landon School)

Year	Tournaments	Rounds	Strokes	Average	Vs. Par	Rounds in 60s	Par or Better Rds	Low 18	Wins	Best Finish
2017-18	9	28	2,028	72.43	+1.0	9	14	66	0	T-2nd
2018-19	11	31	2,256	72.77	+1.3	5	14	66	0	T-7th
2019-20	4	12	851	70.92	-0.8	2	10	68	0	6th
2020-21	6	17	1,286	74.59	+3.2	1	4	69	0	T-9th
Career	**30**	**88**	**6,403**	**72.76**	**+1.3**	**17**	**42**	**66**	**0**	**T-2nd**

BRUCE KENERSON

Weston, Mass. (St. Paul's School [Minn.])

Year	Tournaments	Rounds	Strokes	Average	Vs. Par	Rounds in 60s	Par or Better Rds	Low 18	Wins	Best Finish
1987-88	6	13	1,010	77.7	--	--	1	72	0	T-6th
1988-89	12	31	2,333	75.3	--	--	5	71	0	T-7th
1989-90	10	30	2,299	76.6	--	--	5	71	1	1st
1990-91	3	9	717	79.7	--	--	0	76	0	T-74th
Career	**31**	**83**	**6,359**	**76.6**	**--**	**--**	**11**	**71**	**1**	**1st**

BRIAN KIM

Yorba Linda, Calif. (Brea Olinda)

Year	Tournaments	Rounds	Strokes	Average	Vs. Par	Rounds in 60s	Par or Better Rds	Low 18	Wins	Best Finish
2006-07	--	--	--	--	--	--	--	--	--	--
2007-08	1	3	226	75.3	--	--	0	73	0	T-67th
Career	**1**	**3**	**226**	**75.3**	**--**	**--**	**0**	**73**	**0**	**T-67th**

BRYAN KIM

Brookeville, Md. (Sherwood)

Year	Tournaments	Rounds	Strokes	Average	Vs. Par	Rounds in 60s	Par or Better Rds	Low 18	Wins	Best Finish
2023-24	12	33	2,399	72.70	+1.2	4	14	65	0	5th
Career	**12**	**33**	**2,399**	**72.70**	**+1.2**	**4**	**14**	**65**	**0**	**5th**

CLARK KLAASEN

Grand Rapids, Mich. (Grand Rapids Christian)

Year	Tournaments	Rounds	Strokes	Average	Vs. Par	Rounds in 60s	Par or Better Rds	Low 18	Wins	Best Finish
2005-06	11	32	2,374	74.2	--	--	9	68	0	T-9th
2006-07	12	37	2,733	73.9	--	--	12	67	0	3rd
2007-08	12	32	2,329	72.8	--	--	14	67	0	T-8th
2008-09	13	36	2,679	74.4	--	--	12	66	0	T-10th
Career	**48**	**137**	**10,115**	**73.8**	**--**	**--**	**47**	**66**	**0**	**3rd**

JUSTIN KLEIN

Phoenix, Md. (Gilman)

Year	Tournaments	Rounds	Strokes	Average	Vs. Par	Rounds in 60s	Par or Better Rds	Low 18	Wins	Best Finish
1992-93	13	36	2,713	75.4	--	--	7	68	1	1st
1993-94	11	32	2,408	75.3	--	--	6	67	0	2nd
1994-95	5	15	1,123	74.9	--	--	3	71	0	T-9th
1995-96	14	37	2,807	75.9	--	--	3	66	0	T-3rd
Career	**43**	**120**	**9,051**	**75.4**	**--**	**--**	**19**	**66**	**1**	**1st**

MATT KRAUSS

Dumfries, Va. (C.D. Hylton)

Year	Tournaments	Rounds	Strokes	Average	Vs. Par	Rounds in 60s	Par or Better Rds	Low 18	Wins	Best Finish
1998-99	9	27	2,002	74.1	--	--	6	68	1	1st
1999-00	12	34	2,473	72.7	--	--	18	68	0	2nd
2000-01	13	38	2,768	72.8	--	--	17	67	0	T-4th
2001-02	13	39	2,922	74.9	--	--	10	69	0	T-10th
Career	**47**	**138**	**10,165**	**73.6**	**--**	**--**	**51**	**67**	**1**	**1st**

BRANDON LaCROIX

Roanoke, Va. (North Cross)

Year	Tournaments	Rounds	Strokes	Average	Vs. Par	Rounds in 60s	Par or Better Rds	Low 18	Wins	Best Finish
1998-99	3	8	597	74.6	--	--	1	72	0	T-14th
1999-00	1	3	229	76.3	--	--	1	72	0	T-50th
2000-01	9	26	1,945	74.8	--	--	7	69	0	T-4th
2001-02	13	39	2,895	74.2	--	--	14	68	0	14th
Career	**26**	**76**	**5,666**	**75.0**	**--**	**--**	**23**	**68**	**0**	**T-4th**

TOM LEFEBVRE

Camp Lejeune, N.C. (Lejeune)

Year	Tournaments	Rounds	Strokes	Average	Vs. Par	Rounds in 60s	Par or Better Rds	Low 18	Wins	Best Finish
2001-02	3	6	442	73.7	--	--	1	68	--	1st
2002-03	7	21	1,557	74.1	--	--	3	70	0	T-17th
2003-04	6	18	1,345	74.7	--	--	5	67	0	T-10th
2004-05	2	6	458	76.3	--	--	1	72	0	T-39th
Career	**18**	**51**	**3,802**	**74.5**	**--**	**--**	**10**	**67**	**--**	**1st**

ADAM LONG

St. Louis, Mo. (Francis Howell)

Year	Tournaments	Rounds	Strokes	Average	Vs. Par	Rounds in 60s	Par or Better Rds	Low 18	Wins	Best Finish
2006-07	11	34	2,477	72.9	--	--	13	65	0	2nd
2007-08	12	34	2,470	72.7	--	--	13	68	0	3rd
2008-09	13	36	2,627	73.0	--	--	13	69	0	T-3rd
2009-10	12	36	2,604	72.3	--	--	16	64	1	1st
Career	**48**	**140**	**10,178**	**72.7**	**--**	**--**	**55**	**64**	**1**	**1st**

DAVID LOVE

Atlanta, Ga. (Westminster)

Year	Tournaments	Rounds	Strokes	Average	Vs. Par	Rounds in 60s	Par or Better Rds	Low 18	Wins	Best Finish
1991-92	8	23	1,730	75.2	--	--	5	69	0	4th
1992-93	3	7	599	79.9	--	--	0	75	--	--
1993-94	4	12	925	77.1	--	--	0	73	0	T-37th
Career	**15**	**42**	**3,254**	**77.5**	**--**	**--**	**5**	**69**	**0**	**4th**

WILLIAM LOVE

Atlanta, Ga. (Westminster)

Year	Tournaments	Rounds	Strokes	Average	Vs. Par	Rounds in 60s	Par or Better Rds	Low 18	Wins	Best Finish
2022-23	12	35	2,513	71.80	+0.3	11	19	62	1	1st
2023-24	8	24	1,739	72.46	+1.1	5	10	66	0	T-2nd
Career	**20**	**59**	**4,252**	**72.07**	**+0.6**	**16**	**29**	**62**	**1**	**1st**

CAMERON MARTINEZ-PIEDRA

Miami, Fla. (Palmer Trinity)

Year	Tournaments	Rounds	Strokes	Average	Vs. Par	Rounds in 60s	Par or Better Rds	Low 18	Wins	Best Finish
2020-21	3	8	592	74.00	+2.0	1	1	67	0	T-11th
2021-22	7	21	1,590	75.71	+2.0	1	2	68	0	T-31st
2022-23	3	9	691	76.78	+4.0	0	0	73	0	T-36th
Career	**13**	**38**	**2,873**	**75.24**	**+2.4**	**2**	**3**	**67**	**0**	**T-11th**

JON MASSEY

Year	Tournaments	Rounds	Strokes	Average	Vs. Par	Rounds in 60s	Par or Better Rds	Low 18	Wins	Best Finish
1987-88	1	2	164	82.0	--	--	0	78	0	--
Career	**1**	**2**	**164**	**82.0**	**--**	**--**	**0**	**78**	**0**	**--**

ALEXANDER MATLARI

Leimen, Germany (Englisches Institut Heidelberg)

Year	Tournaments	Rounds	Strokes	Average	Vs. Par	Rounds in 60s	Par or Better Rds	Low 18	Wins	Best Finish
2013-14	11	31	2.320	74.84	+1.7	1	9	69	0	T-10th
2014-15	9	21	1,564	74.48	+3.0	2	4	68	0	T-3rd
2015-16	10	26	1,929	74.19	+2.6	1	6	69	0	6th
2016-17	13	37	2,672	72.22	+0.6	11	20	63	2	T-1st
Career	**43**	**115**	**8,485**	**73.78**	**--**	**15**	**39**	**63**	**2**	**T-1st**

YAROSLAV MERKULOV

Penfield, N.Y. (Penfield)

Year	Tournaments	Rounds	Strokes	Average	Vs. Par	Rounds in 60s	Par or Better Rds	Low 18	Wins	Best Finish
2010-11	8	23	1,681	73.1	--	6	8	67	0	T-2nd
2011-12	7	21	1,552	73.9	+2.1	3	5	67	0	T-7th
2012-13	2	4	318	79.5	+7.5	0	0	77	0	23rd
2013-14	4	12	887	73.9	+2.1	1	5	69	0	T-11th
Career	**21**	**60**	**4,438**	**74.0**	**--**	**10**	**18**	**67**	**0**	**T-2nd**

MIKE MUEHR

Great Falls, Va. (Bernards [N.J.])

Year	Tournaments	Rounds	Strokes	Average	Vs. Par	Rounds in 60s	Par or Better Rds	Low 18	Wins	Best Finish
1990-91	9	24	1,808	75.3	--	--	5	70	0	T-19th
1991-92	11	31	2,286	73.7	--	--	6	68	0	T-7th
1992-93	14	38	2,813	74.0	--	--	9	68	1	1st
1993-94	10	29	2,148	74.1	--	--	7	69	0	2nd
Career	**44**	**122**	**9,155**	**75.0**	**--**	**--**	**27**	**68**	**1**	**1st**

BRYCE MUELLER

Durham, N.C. (Durham Academy)

Year	Tournaments	Rounds	Strokes	Average	Vs. Par	Rounds in 60s	Par or Better Rds	Low 18	Wins	Best Finish
2004-05	5	14	1,056	75.4	--	--	2	71	0	T-26th
2005-06	6	16	1,215	75.9	--	--	0	71	0	13th
2006-07	1	3	229	76.3	--	--	0	76	0	T-75th
2007-08	1	3	221	73.7	--	--	1	72	0	T-47th
Career	**13**	**36**	**2,721**	**75.58**	**--**	**--**	**3**	**71**	**0**	**13th**

SKIP MURPHY

Kiawah Island, S.C. (Porter-Gaud School)

Year	Tournaments	Rounds	Strokes	Average	Vs. Par	Rounds in 60s	Par or Better Rds	Low 18	Wins	Best Finish
2004-05	1	3	241	80.3	--	--	0	76	0	74th
2005-06	--	--	--	--	--	--	--	--	--	--
2006-07	--	--	--	--	--	--	--	--	--	--
2007-08	1	3	219	73.0	--	--	1	72	0	T-28th
Career	**2**	**6**	**460**	**76.67**	**--**	**--**	**1**	**72**	**0**	**T-28th**

PETER O'BRIEN

Year	Tournaments	Rounds	Strokes	Average	Vs. Par	Rounds in 60s	Par or Better Rds	Low 18	Wins	Best Finish
1988-89	12	31	2,378	76.8	--	--	4	70	0	T-5th
1989-90	--	--	--	--	--	--	--	--	--	--
1990-91	1	3	236	78.7	--	--	0	76	0	76th
Career	**13**	**34**	**2,614**	**76.9**	**--**	**--**	**4**	**70**	**0**	**T-5th**

JOE OGILVIE

Lancaster, Ohio (Lancaster)

Year	Tournaments	Rounds	Strokes	Average	Vs. Par	Rounds in 60s	Par or Better Rds	Low 18	Wins	Best Finish
1992-93	5	10	785	78.3	--	--	0	73	0	34th
1993-94	11	32	2,406	75.2	--	--	5	69	0	T-4th
1994-95	13	38	2,804	73.8	--	--	14	68	0	T-2nd
1995-96	14	38	2,809	73.9	--	--	12	68	0	T-2nd
Career	**43**	**118**	**8,804**	**74.6**	**--**	**--**	**31**	**68**	**0**	**T-2nd**

LEIF OLSON

Golden, Colo. (St. Stephen's Episcopal)

Year	Tournaments	Rounds	Strokes	Average	Vs. Par	Rounds in 60s	Par or Better Rds	Low 18	Wins	Best Finish
1999-00	12	34	2,519	74.1	--	--	12	68	0	T-5th
2000-01	14	40	2,931	73.3	--	--	14	67	0	2nd
2001-02	13	39	2,843	72.9	--	--	19	67	0	T-5th
2002-03	13	39	2,881	73.9	--	--	15	65	2	1st
Career	**52**	**152**	**11,174**	**73.6**	**--**	**--**	**60**	**65**	**2**	**1st**

MATT OSHRINE

Baltimore, Md. (Pikesville/Loyola [Md.])

Year	Tournaments	Rounds	Strokes	Average	Vs. Par	Rounds in 60s	Par or Better Rds	Low 18	Wins	Best Finish
2015-16	12	33	2,403	72.82	+1.1	8	14	67	1	1st
2016-17	10	29	2,096	72.28	+0.8	8	16	67	0	T-7th
Career	**22**	**62**	**4,599**	**72.56**	**--**	**16**	**30**	**67**	**1**	**1st**

BRINSON PAOLINI

Virginia Beach, Va. (Frank W. Cox)

Year	Tournaments	Rounds	Strokes	Average	Vs. Par	Rounds in 60s	Par or Better Rds	Low 18	Wins	Best Finish
2009-10	12	36	2,604	72.3	--	--	18	65	0	2nd
2010-11	11	33	2,383	72.2	--	7	16	67	0	T-3rd
2011-12	11	33	2,396	72.6	+1.0	7	16	66	1	1st
2012-13	11	31	2,216	71.5	-0.1	8	19	67	0	2nd
Career	**45**	**133**	**9,599**	**72.2**	**--**	**22**	**69**	**65**	**1**	**1st**

DAVID PATTERSON

Berwyn, Pa. (Dulaney [Md.])

Year	Tournaments	Rounds	Strokes	Average	Vs. Par	Rounds in 60s	Par or Better Rds	Low 18	Wins	Best Finish
1987-88	9	24	1,864	77.7	--	--	2	71	0	--
1988-89	5	12	922	76.8	--	--	0	73	0	9th
1989-90	13	40	3,055	76.4	--	--	4	70	0	23rd
1990-91	12	32	2,376	74.3	--	--	7	69	0	T-7th
Career	**39**	**108**	**8,217**	**76.1**	**--**	**--**	**13**	**69**	**0**	**T-7th**

JOHN PETERS

Carlisle, Pa. (Carlisle)

Year	Tournaments	Rounds	Strokes	Average	Vs. Par	Rounds in 60s	Par or Better Rds	Low 18	Wins	Best Finish
2021-22	7	20	1,498	74.90	+3.4	0	3	71	0	T-9th
2022-23	7	19	1,372	72.21	+0.5	3	9	67	0	3rd
2023-24	4	12	929	77.42	+5.7	0	1	72	0	T-38th
Career	**18**	**51**	**4,668**	**74.49**	**+2.8**	**3**	**13**	**67**	**0**	**3rd**

ADRIEN PENDARIES

Neuilly-sur-Seine, France (Notre-Dame de Sainte-Croix)

Year	Tournaments	Rounds	Strokes	Average	Vs. Par	Rounds in 60s	Par or Better Rds	Low 18	Wins	Best Finish
2017-18	11	34	2,453	72.15	+0.8	8	15	67	0	T-7th
2018-19	12	34	2,426	71.35	-0.2	8	19	64	0	2nd
2019-20	4	12	852	71.00	-0.8	6	8	67	0	2nd
2020-21	9	27	1,954	72.37	+1.1	6	13	66	0	3rd
Career	**36**	**107**	**7,685**	**71.82**	**+0.4**	**28**	**55**	**64**	**0**	**2nd**

LEY PICKENS

Year	Tournaments	Rounds	Strokes	Average	Vs. Par	Rounds in 60s	Par or Better Rds	Low 18	Wins	Best Finish
1987-88	1	2	162	81.0	--	--	0	80	0	--
Career	**1**	**2**	**162**	**81.0**	**--**	**--**	**0**	**80**	**0**	**--**

MATTHEW PIERCE

Newport Beach, Calif. (Capistrano Valley)

Year	Tournaments	Rounds	Strokes	Average	Vs. Par	Rounds in 60s	Par or Better Rds	Low 18	Wins	Best Finish
2007-08	11	31	2,266	73.1	--	--	8	65	0	T-5th
2008-09	7	19	1,398	73.6	--	--	9	67	0	2nd
2009-10	--	--	--	--	--	--	--	--	--	--
Career	**18**	**50**	**3,664**	**73.3**	**--**	**--**	**17**	**65**	**0**	**2nd**

CHANCE PIPITONE

Houston, Texas (Strake Jesuit/Penn)

Year	Tournaments	Rounds	Strokes	Average	Vs. Par	Rounds in 60s	Par or Better Rds	Low 18	Wins	Best Finish
2006-07 (Penn)	11	27	2,017	74.7	--	--	7	66	0	T-2nd
2007-08	2	6	467	77.8	--	--	1	71	0	T-52nd
Career*	**2**	**6**	**467**	**77.8**	**--**	**--**	**1**	**71**	**0**	**T-52nd**

** Stats at Penn not included in Duke career totals*

DREW POWELL

Holden, Maine (Taft School/Brown)

Year	Tournaments	Rounds	Strokes	Average	Vs. Par	Rounds in 60s	Par or Better Rds	Low 18	Wins	Best Finish
2017-18 (Brown)	8	19	1,445	76.05	+5.3	0	--	72	0	T-14th
2018-19 (Brown)	3	7	503	71.86	+0.6	2	--	68	1	1st
2018-19 (Duke)	3	8	619	77.38	+5.4	0	1	72	0	T-47th
2019-20 (Duke)	2	6	466	77.67	+5.7	0	1	72	0	T-54th
2020-21 (Duke)	4	12	888	74.00	+2.5	1	2	68	0	T-18th
Career*	**9**	**26**	**1,973**	**75.88**	**+4.1**	**1**	**4**	**68**	**0**	**T-18th**

** Stats at Brown not included in Duke career totals*

MICHAEL QUAGLIANO

Ardsley, N.Y. (Ardsley)

Year	Tournaments	Rounds	Strokes	Average	Vs. Par	Rounds in 60s	Par or Better Rds	Low 18	Wins	Best Finish
2004-05	12	36	2,703	75.1	--	--	7	69	0	T-2nd
2005-06	9	27	2,042	75.6	--	--	2	72	0	T-30th
2006-07	7	22	1,628	74.0	--	--	7	71	0	13th
2007-08	1	3	222	74.0	--	--	1	71	0	T-28th
2008-09	12	33	2,488	75.4	--	--	8	65	0	T-13th
Career	**41**	**121**	**9,083**	**74.8**	**--**	**--**	**25**	**65**	**0**	**T-2nd**

JOHN REYNOLDS

Year	Tournaments	Rounds	Strokes	Average	Vs. Par	Rounds in 60s	Par or Better Rds	Low 18	Wins	Best Finish
1987-88	12	32	2,458	76.8	--	--	4	70	0	T-11th
1988-89	11	28	2,107	75.3	--	--	6	69	0	2nd
Career	**23**	**60**	**4,565**	**76.1**	**--**	**--**	**10**	**69**	**0**	**2nd**

MICHAEL RICAURTE

Columbus, Ohio (Saint Charles Prep)

Year	Tournaments	Rounds	Strokes	Average	Vs. Par	Rounds in 60s	Par or Better Rds	Low 18	Wins	Best Finish
2011-12	4	11	850	77.3	+5.9	0	1	72	0	T-31st
2012-13	5	12	928	77.3	+5.3	0	0	73	0	T-42nd
2013-14	9	25	1,923	76.9	+5.2	0	5	70	0	T-16th
2014-15	7	18	1,339	74.4	+3.2	1	1	69	0	T-8th
Career	**25**	**66**	**5,040**	**76.4**	**--**	**1**	**7**	**69**	**0**	**T-8th**

QUINN RILEY

Raleigh, N.C. (Ravenscroft School)

Year	Tournaments	Rounds	Strokes	Average	Vs. Par	Rounds in 60s	Par or Better Rds	Low 18	Wins	Best Finish
2018-19	6	17	1,253	73.71	+1.7	2	8	69	0	T-3rd
2019-20	3	9	664	73.78	+2.1	2	3	68	0	T-38th
2020-21	4	12	906	75.50	+4.8	0	2	70	0	T-18th
2021-22	11	32	2,316	72.38	+0.9	6	17	65	1	1st
Career	**24**	**70**	**5,139**	**73.40**	**+1.9**	**10**	**30**	**65**	**1**	**1st**

WES ROACH

Knoxville, Tenn. (The Webb School of Knoxville)

Year	Tournaments	Rounds	Strokes	Average	Vs. Par	Rounds in 60s	Par or Better Rds	Low 18	Wins	Best Finish
2007-08	10	28	2,070	73.9	--	--	9	68	0	T-8th
2008-09	13	36	2,689	74.7	--	--	6	69	0	T-5th
2009-10	11	33	2,400	72.7	--	--	13	67	0	T-6th
2010-11	11	33	2,415	73.2	--	--	12	69	0	6th
Career	**45**	**130**	**9,574**	**73.6**	**--**	**--**	**40**	**67**	**0**	**T-5th**

LUKE SAMPLE

New York, N.Y. (Trevor Day School)

Year	Tournaments	Rounds	Strokes	Average	Vs. Par	Rounds in 60s	Par or Better Rds	Low 18	Wins	Best Finish
2021-22	11	33	2,406	72.91	+1.4	3	15	67	0	T-9th
2022-23	13	38	2,716	71.47	0.0	12	23	66	0	T-1st
2023-24	12	36	2,584	71.78	+0.3	6	18	67	0	2nd
Career	**36**	**107**	**7,706**	**72.02**	**+0.5**	**21**	**56**	**66**	**0**	**T-1st**

JOHN SAUTER

Year	Tournaments	Rounds	Strokes	Average	Vs. Par	Rounds in 60s	Par or Better Rds	Low 18	Wins	Best Finish
1987-88	4	10	792	79.2	--	--	0	74	0	--
Career	**4**	**10**	**792**	**79.2**	**--**	**--**	**0**	**74**	**0**	**-**

MICHAEL SCHACHNER

Libertyville, Ill. (Libertyville)

Year	Tournaments	Rounds	Strokes	Average	Vs. Par	Rounds in 60s	Par or Better Rds	Low 18	Wins	Best Finish
2004-05	11	33	2,452	74.3	--	--	12	63	0	T-2nd
2005-06	9	28	2,138	76.4	--	--	5	68	0	T-23rd
2006-07	12	37	2,686	72.6	--	--	12	60	0	T-3rd
2007-08	12	34	2,434	71.6	--	--	21	66	2	T-1st
Career	**44**	**132**	**9,710**	**73.6**	**--**	**--**	**50**	**60**	**2**	**T-1st**

CHRIS SCHMID

Durham, N.C. (Riverside)

Year	Tournaments	Rounds	Strokes	Average	Vs. Par	Rounds in 60s	Par or Better Rds	Low 18	Wins	Best Finish
1994-95	6	17	1,349	79.3	--	--	0	74	0	43rd
1995-96	11	32	2,447	76.5	--	--	4	70	0	T-3rd
1996-97	14	40	3,027	75.7	--	--	4	69	0	T-17th
1997-98	11	32	2,400	75.0	--	--	5	70	0	T-11th
Career	**42**	**121**	**9,223**	**76.2**	**--**	**--**	**13**	**69**	**0**	**T-3rd**

ERIC SCHULTZ

Raleigh, N.C. (Ravenscroft Academy)

Year	Tournaments	Rounds	Strokes	Average	Vs. Par	Rounds in 60s	Par or Better Rds	Low 18	Wins	Best Finish
2006-07	--	--	--	--	--	--	--	--	--	--
2007-08	1	3	219	73.0	--	--	1	70	0	T-28th
Career	**1**	**3**	**219**	**73.0**	**--**	**--**	**1**	**70**	**0**	**T-28th**

RAELIGH SHOEMAKER

Charlotte, N.C. (West Charlotte)

Year	Tournaments	Rounds	Strokes	Average	Vs. Par	Rounds in 60s	Par or Better Rds	Low 18	Wins	Best Finish
1992-93	1	2	154	77.0	--	--	0	76	0	T-54th
1993-94	3	9	709	78.8	--	--	0	73	0	T-12th
1994-95	9	26	2,017	77.6	--	--	1	72	0	T-28th
Career	**13**	**37**	**2,880**	**77.8**	**--**	**--**	**1**	**72**	**0**	**T-12th**

JAKE SHUMAN

Needham, Mass. (Needham)

Year	Tournaments	Rounds	Strokes	Average	Vs. Par	Rounds in 60s	Par or Better Rds	Low 18	Wins	Best Finish
2014-15	13	36	2,642	73.39	+2.0	4	14	67	0	T-4th
2015-16	12	33	2,408	72.97	+1.2	6	13	65	0	T-2nd
2016-17	13	39	2,833	72.64	+1.2	7	17	66	1	T-1st
2017-18	10	31	2,241	72.29	--	7	18	64	0	T-8th
Career	**38**	**108**	**7,883**	**72.99**	**--**	**24**	**62**	**64**	**1**	**T-1st**

IAN SIEBERS

Bellevue, Wash. (Bellevue)

Year	Tournaments	Rounds	Strokes	Average	Vs. Par	Rounds in 60s	Par or Better Rds	Low 18	Wins	Best Finish
2020-21	9	27	1,919	71.07	-0.1	9	18	66	0	T-3rd
2021-22	11	33	2,349	71.18	-0.3	8	22	64	0	T-4th
2022-23	12	37	2,653	71.70	+0.4	8	21	66	1	1st
2023-24	12	34	2,492	73.29	+1.6	4	13	67	0	T-10th
Career	**44**	**131**	**9,413**	**71.85**	**+0.4**	**29**	**74**	**64**	**1**	**1st**

BEN SILVERMAN

Toledo, Ohio (Ottawa Hills)

Year	Tournaments	Rounds	Strokes	Average	Vs. Par	Rounds in 60s	Par or Better Rds	Low 18	Wins	Best Finish
2014-15	3	5	402	80.40	+8.8	0	0	77	0	T-29th
2015-16	6	16	1,214	75.88	+4.2	0	2	70	0	T-2nd
2016-17	8	23	1,696	73.74	+2.2	4	6	65	0	T-2nd
2017-18	5	15	1,108	74.87	+2.3	1	3	68	0	T-6th
Career	**22**	**59**	**4,420**	**74.91**	**--**	**5**	**11**	**65**	**0**	**T-2nd**

DAAN SLOOTER

Year	Tournaments	Rounds	Strokes	Average	Vs. Par	Rounds in 60s	Par or Better Rds	Low 18	Wins	Best Finish
1987-88	2	4	315	78.2	--	--	0	77	0	--
Career	**2**	**4**	**315**	**78.2**	**--**	**--**	**0**	**77**	**0**	**--**

ALEX SMALLEY

Wake Forest, N.C. (Wake Forest)

Year	Tournaments	Rounds	Strokes	Average	Vs. Par	Rounds in 60s	Par or Better Rds	Low 18	Wins	Best Finish
2015-16	12	33	2,398	72.67	+0.9	4	16	66	1	1st
2016-17	13	39	2,790	71.54	+0.1	7	25	65	0	T-2nd
2017-18	12	37	2,619	70.78	-0.6	10	25	65	0	T-2nd
2018-19	12	34	2,392	70.35	-1.2	16	24	61	1	1st
Career	**49**	**143**	**10,199**	**71.32**	**-0.2**	**37**	**90**	**61**	**2**	**1st**

NATHAN SMITH

Santa Cruz, Calif. (Robert Louis Stevenson)

Year	Tournaments	Rounds	Strokes	Average	Vs. Par	Rounds in 60s	Par or Better Rds	Low 18	Wins	Best Finish
2002-03	6	21	1,593	75.9	--	--	3	70	0	T-25th
2003-04	12	36	2,599	72.2	--	--	21	65	1	T-1st
2004-05	13	39	2,834	72.7	--	--	19	66	0	T-2nd
2005-06	8	24	1,821	75.9	--	--	8	70	0	T-14th
Career	**39**	**120**	**8,847**	**74.2**	**--**	**--**	**51**	**65**	**1**	**T-1st**

MADS SOEGAARD

Ikast, Jylland, Denmark (Ikast-Brande Gymnasium)

Year	Tournaments	Rounds	Strokes	Average	Vs. Par	Rounds in 60s	Par or Better Rds	Low 18	Wins	Best Finish
2012-13	11	31	2,254	72.7	+1.1	2	14	69	0	T-3rd
Career	**11**	**31**	**2,254**	**72.7**	**+1.1**	**2**	**14**	**69**	**0**	**T-3rd**

TURNER SOUTHEY-GORDON

Toronto, Ontario, Canada (Upper Canada College)

Year	Tournaments	Rounds	Strokes	Average	Vs. Par	Rounds in 60s	Par or Better Rds	Low 18	Wins	Best Finish
2011-12	5	14	1,041	74.4	+3.1	2	3	69	0	T-4th
2012-13	4	9	651	72.3	+0.7	1	4	67	0	2nd
2013-14	11	31	2,331	75.2	+3.5	1	4	69	0	T-4th
2014-15	13	35	2,599	74.3	+2.9	3	8	67	0	T-4th
Career	**33**	**89**	**6,622**	**74.4**	**--**	**7**	**19**	**67**	**0**	**2nd**

PAUL SOLOMAN

Los Angeles, Calif. (Beverly Hills/UCLA)

Year	Tournaments	Rounds	Strokes	Average	Vs. Par	Rounds in 60s	Par or Better Rds	Low 18	Wins	Best Finish
1991-92	2	5	413	82.6	--	--	0	78	0	T-105th
1992-93	2	6	470	78.3	--	--	0	73	0	--
Career	**4**	**11**	**883**	**80.3**	**--**	**--**	**0**	**73**	**0**	**T-105th**

KEVIN STREELMAN

Wheaton, Ill. (Wheaton Warrenville South)

Year	Tournaments	Rounds	Strokes	Average	Vs. Par	Rounds in 60s	Par or Better Rds	Low 18	Wins	Best Finish
1997-98	6	17	1,294	76.1	--	--	1	70	0	T-27th
1998-99	4	10	770	77.0	--	--	1	69	0	T-32nd
1999-00	12	34	2,517	74.0	--	--	7	70	0	T-20th
2000-01	13	38	2,788	73.4	--	--	14	67	1	1st
Career	**35**	**99**	**7,369**	**74.4**	**--**	**--**	**23**	**67**	**1**	**1st**

ADAM SUMRALL

South Bend, Ind. (Marian)

Year	Tournaments	Rounds	Strokes	Average	Vs. Par	Rounds in 60s	Par or Better Rds	Low 18	Wins	Best Finish
2009-10	6	18	1,362	75.7	--	--	3	71	0	5th
2010-11	4	12	896	74.7	--	1	2	69	0	10th
2011-12	6	17	1,248	73.4	+1.8	1	7	69	0	T-14th
2012-13	11	30	2,176	72.5	+0.9	6	15	67	1	1st
Career	**27**	**77**	**5,682**	**73.8**	**--**	**8**	**27**	**67**	**1**	**1st**

JULIAN SURI

St. Augustine, Fla. (Bartram Trail)

Year	Tournaments	Rounds	Strokes	Average	Vs. Par	Rounds in 60s	Par or Better Rds	Low 18	Wins	Best Finish
2009-10	13	39	2,870	73.6	--	--	13	68	0	T-2nd
2010-11	9	27	1,966	72.8	--	6	12	68	0	T-3rd
2011-12	11	33	2,352	71.3	-0.4	9	19	65	2	1st
2012-13	12	34	2,492	73.3	+1.7	4	13	66	1	T-1st
Career	**45**	**133**	**9,680**	**72.8**	**--**	**19**	**57**	**65**	**1**	**1st**

HARRISON TAEE

Virginia Water, Surrey, United Kingdom (Eton College)

Year	Tournaments	Rounds	Strokes	Average	Vs. Par	Rounds in 60s	Par or Better Rds	Low 18	Wins	Best Finish
2016-17	3	8	597	74.63	+3.3	0	1	71	0	T-20th
2017-18	3	9	665	73.89	+2.2	1	3	69	0	T-18th
2018-19	6	17	1,271	74.76	+2.9	3	5	64	0	T-3rd
2019-20	2	6	453	75.50	+3.5	0	3	72	0	T-2nd
Career	**14**	**40**	**2,986**	**74.65**	**+2.9**	**4**	**12**	**64**	**0**	**T-2nd**

PAUL TUCKER

Pageland, S.C. (Central)

Year	Tournaments	Rounds	Strokes	Average	Vs. Par	Rounds in 60s	Par or Better Rds	Low 18	Wins	Best Finish
1997-98	8	22	1,648	74.9	--	--	5	69	0	T-9th
1998-99	11	32	2,417	75.5	--	--	3	69	0	T-17th
1999-00	12	34	2,538	74.6	--	--	6	69	0	T-3rd
2000-01	13	38	2,830	74.5	--	--	7	70	0	T-13th
Career	**43**	**126**	**9,433**	**74.9**	**--**	**--**	**21**	**69**	**0**	**T-3rd**

DANIEL URANGA

Wilder, Idaho (Homedale)

Year	Tournaments	Rounds	Strokes	Average	Vs. Par	Rounds in 60s	Par or Better Rds	Low 18	Wins	Best Finish
2020-21		Did not see action								
2021-22	7	20	1,596	79.80	+8.0	0	0	73	0	T-20th
2022-23	6	16	1,248	78.00	+6.3	0	1	70	0	T-36th
2023-24	5	15	1,183	78.87	+7.1	0	1	72	0	T-36th
Career	**18**	**51**	**4,027**	**78.96**	**+7.2**	**0**	**2**	**70**	**0**	**T-36th**

NOEL VOLPE

New York, N.Y. (Hotchkiss School)

Year	Tournaments	Rounds	Strokes	Average	Vs. Par	Rounds in 60s	Par or Better Rds	Low 18	Wins	Best Finish
1991-92	1	2	162	81.0	--	--	0	79	0	T-98th
Career	**1**	**2**	**162**	**81.0**	**--**	**--**	**0**	**79**	**0**	**T-98th**

STEVE WELSH

Year	Tournaments	Rounds	Strokes	Average	Vs. Par	Rounds in 60s	Par or Better Rds	Low 18	Wins	Best Finish
1987-88	5	14	1,107	79.1	--	--	0	74	0	--
1988-89	7	19	1,465	77.1	--	--	0	73	0	T-18th
Career	**12**	**33**	**2,572**	**77.9**	**--**	**--**	**0**	**73**	**0**	**T-18th**

JASON WIDENER

Greensboro, N.C. (Northwestern Guilford)

Year	Tournaments	Rounds	Strokes	Average	Vs. Par	Rounds in 60s	Par or Better Rds	Low 18	Wins	Best Finish
1989-90	13	40	2,924	73.1	--	--	11	66	1	1st
1990-91	13	35	2,584	73.8	--	--	10	68	0	T-4th
1991-92	10	29	2,153	74.2	--	--	7	69	0	4th
1992-93	13	36	2,654	73.7	--	--	12	66	0	2nd
Career	**49**	**140**	**10,315**	**73.7**	**--**	**--**	**40**	**66**	**1**	**1st**

RYAN WILLINGHAM

Raleigh, N.C. (Enloe)

Year	Tournaments	Rounds	Strokes	Average	Vs. Par	Rounds in 60s	Par or Better Rds	Low 18	Wins	Best Finish
2000-01	2	4	326	81.5	--	--	0	78	0	T-16th
2001-02	3	6	462	77.0	--	--	0	73	0	T-5th
Career	**5**	**10**	**788**	**78.8**	**--**	**--**	**0**	**73**	**0**	**T-5th**

ALEX WILSON

Miami, Fla. (Gulliver Prep)

Year	Tournaments	Rounds	Strokes	Average	Vs. Par	Rounds in 60s	Par or Better Rds	Low 18	Wins	Best Finish
2002-03	8	24	1,797	74.9	--	--	4	68	0	T-23rd
2003-04	8	24	1,787	74.5	--	--	8	68	0	T-3rd
2004-05	3	9	701	77.8	--	--	0	75	0	T-55th
2005-06	4	11	813	73.9	--	--	2	71	0	T-19th
Career	**23**	**68**	**5,098**	**75.3**	**--**	**--**	**14**	**68**	**0**	**T-3rd**

QI WEN WONG

Singapore (IMG Academy)

Year	Tournaments	Rounds	Strokes	Average	Vs. Par	Rounds in 60s	Par or Better Rds	Low 18	Wins	Best Finish
2017-18	3	9	678	75.33	+4.3	0	1	71	0	T-4th
2018-19	6	17	1,265	74.41	+2.9	1	5	69	0	T-15th
2019-20	3	9	685	76.11	+4.1	1	1	66	0	T-24th
2020-21	6	18	1,331	73.94	+2.4	1	8	68	0	T-33rd
2021-22	7	20	1,540	77.00	+5.0	1	2	69	0	T-22nd
Career	**25**	**73**	**5,499**	**75.33**	**+3.7**	**4**	**17**	**66**	**0**	**T-4th**

ADAM WOOD

Zionsville, Ind. (Zionsville Community)

Year	Tournaments	Rounds	Strokes	Average	Vs. Par	Rounds in 60s	Par or Better Rds	Low 18	Wins	Best Finish
2014-15	13	35	2,543	72.66	+1.3	4	15	66	0	T-7th
2015-16	12	33	2,374	71.94	+0.2	10	19	67	0	2nd
2016-17	9	26	1,887	72.58	+1.2	--	15	67	0	3rd
2017-18	7	21	1,551	73.86	--	2	9	66	1	T-1st
Career	**41**	**115**	**8,355**	**72.65**	**--**	**--**	**58**	**66**	**1**	**T-1st**

MOTIN YEUNG

Beijing, China (Windermere Prep [Fla.])

Year	Tournaments	Rounds	Strokes	Average	Vs. Par	Rounds in 60s	Par or Better Rds	Low 18	Wins	Best Finish
2012-13	6	15	1,096	73.1	+1.3	1	5	69	0	T-3rd
2013-14	10	28	2,057	73.5	+1.7	3	13	68	0	3rd
2014-15	10	25	1,881	75.2	+3.7	2	7	68	1	1st
Career	**26**	**68**	**5,034**	**74.0**	**--**	**6**	**25**	**68**	**1**	**1st**

JIMMY ZHENG

Aukland, New Zealand (Macleans College)

Year	Tournaments	Rounds	Strokes	Average	Vs. Par	Rounds in 60s	Par or Better Rds	Low 18	Wins	Best Finish
2020-21	8	23	1,671	72.65	+1.5	2	11	68	0	T-15th
2021-22	12	36	2,600	72.39	+0.7	8	15	64	0	T-3rd
2022-23	8	21	1,518	72.29	+0.6	6	9	66	0	T-6th
2023-24	7	21	1,532	72.95	+1.1	5	8	68	0	4th
Career	**35**	**101**	**7,321**	**72.49**	**+1.0**	**21**	**42**	**64**	**0**	**T-3rd**

Statistics incomplete prior to the 1987-88 season

DUKE LETTERMEN

A

John Abernethy	1962-63
Frank Aiken III	1946
Charles Alexander	1940-41
Stewart Alexander	1938-40
Todd Anderson	1982-85
Spencer Anderson	2009-12

B

Al Bain	1979
Robert Barrett	1971-74
Richard Bassett	1962-63
Thomas Baxter	1964
Rob Beasley	2002-04
Williard Beeson	1956-57
George Benson	1967
John Benson	1957-59
Guy Berner	1939-40
Erik Bertrand	1995-97
Frank Beuccqua	1928
Andrew Bieber	2014-17
John Birmingham	1959-61
Alan Birney	1991-93
William Black	1983, 85-86
Brent Blackwelder	1964
Ryan Blaum	2003-06
Charles Bolling	1977-79, 1981
Dennis Bolster	1953-55
Daniel Brawley	1994-96
James Breed, Jr.	1960
James Brewer	1949
Robert Brownell	1939, 1941
Benjamin Brundred	1972
James Bruyette	1977
Paul Bryan	1977, 1979, 1981
W.P. Budd, Jr.	1934
Jason Buha	1994-97
Sam Buie	1930
Mark Burden	1976-77, 1979

C

Christopher Cain	1988-91
June Caldwell	1931-33
Jim Cangiano	1995
Robert Caprera	1973-76
Henry Cashin, III	1969-70
Mike Castleforte	2002-04
Bobby Castor	2002, 2004
John Cawley, Jr.	1964
Frank Chapman	1942
Robert Chapman	1956
Mark Chatelain	1998-99
Kelly Chinn	**2022-current**
Daniel Choi	**2023-current**
Mike Christensen	1997-2000
Brad Clark	2002-03
Henry Clark	1951-53
Austin Cody	2011-14
T.J. Cooper	1997-98
Thomas Cosgrove	1963
Darrell Crall	1987-89
John Cree	1937-39
Aaron Crewse	1991-94
John Cullenn, III	1960-61

D

Thomas Danluck	1964-66
Leslie Davies	1961
Bruce Davis	1946-47
Kenneth Davis	1950
Chris Dauk	1995
Edward DeBaufre	1959
Donald Detweiler	1972
William Deupree	1936-38
Jack DeWitt, Jr.	1941-42
James Dickey	2004, 2007
Steven DiLisio	2017-21
George Dillon, Jr.	1968-70
Richard Dion	1960-62
Wiliam Doig	1946
Jim Donnelly	2000
John Doser	1960-61
Shrish Dwivedi	2016-19

E

Chandler Eaton	2017-20
Jeff Edelman	2007-08
John Eisinger	1952-54
Kyle Elfers	1997-99
Harry Esbenshade, III	1975
Ethan Evans	**2023-current**
Fredrick Ewald	1964-66

F

Martin Falk	1967
Robert Fields	1973
Michael Forgash	1977-79
Richard Foster	1951
Robert Franklin	1962
David French	2003-04
John French	1968
David Friedman	1953

G

Frank Garrett	1942, 1947
Thomas Garrett	1965
Andrew Giuliani	2007
Charles Glaglu	1936-37
Bailey Glenn	1947-50
Aurthur Goat	1939
Jeff Goettman	1978-80, 1982
Robert Goldman	1968
William Goldthorp	1942
Tim Gornik	2010-13
Max Greyserman	2014-17
Jake Grodzinsky	2004-07
Russell Guy	1976

H

Bob Hackett	1954-55
Thomas Hackett	1964-66
Jefferey Hall	1973-74
Frank Hanes	1949-50
Herold Hansen-Pruss	1953-55
Paul Hardin	1951
Justin Hare	2007-08
Bill Hay	1931
E.C. Hester	1928
Dan Hill, III	1964-66
Todd Hill	1996
Paul Hindsley	1978-81
William Hinkle	1957-58
Thorny Hoelle	1969, 1971
Robert Hoff	1975
Richard Hood	1953-54
Frank Hooker, Jr.	1952
Dan Horton, Jr.	1929
Seth Huffstetler	1999
Tom Hurley	1990-93

I

Rod Ingold	1968-69
David Ingram	1982-85

J

W.H. Jennings	1928-30
Bradley Jones	1990
Walter Justin	1935

K

John Karcher	1987-90
Evan Katz	2018-21
Leonard Kellerman	1979-81
Bruce Kennerson	1988-91
Keith Kepley	1985-87
Lenoir Kessler, Jr.	1973-76
Brian Kim	2007-08
Bryan Kim	**2024-current**
Arthur King	1956-57
Clark Klaasen	2006-09
Justin Klein	1993, 1994, 1996
Matt Krauss	1999-2002

L

Brandon LaCroix	2001-02
James Lambeth, Jr.	1936
John Lanning, Jr.	1957
Tom Lape	1983-86
Tom Lefebvre	2003-05
Emmit Lewis	1963-64
David Lind	1969-71
Robert Lindinger	1959
Adam Long	2007-10
Michael Lopuszynski	1984-87
David Love	1991-94
William Love	**2023-current**
Douglas Luce	1984-87
Geroge Lyles	1940
Joseph Lynch	1980

M

William Mallon	1970-73
Buddy Martin	1980, 1982
John Martin	1963
Robert Martin	1967, 1969
Cameron Martinez-Piedra	2021-23
Howard Mason	1938
Jon Massey	1988
Alexander Matlari	2014-17
Yaroslav Merkulov	2011-14
Fred McCanless	1932
Theodore McKenzie	1959-61
Louis McLennan	1948-51
James McNair	1947-48
Gary Meyer	1977
John Morris	1937
David Millar	1966
Garfield Miller	1937-39
Tim Mittlehauser	1980-81
Mike Muehr	1991-94
Bryce Mueller	2005-08
Skip Murphy	2007-08
Timothy Murray	1972

N

Gordon Nazor	1947
Chris Newman	1977-80
Gregory Nizich	1980
DeWitt Nunn	1942

O

Peter O'Brien	1989
William O'Donnell, III	1965-67
Leif Olson	2000-03
Joe Ogilvie	1994-96
Matt Oshrine	2016-17
Jerry Owens	1978

P

Brinson Paolini	2010-13
David Patterson	1988-91
Hugh Patterson	1957-58
Roger Peacock	1932-33
Adrien Pendaries	2018-21
Cliff Perry	1934-36
Cliff Perry, Jr.	1964-65
Tom Perry	1938, 1940
John Peters	**2022-current**
Glenn Phillips	1964-65
J.W. Pickens III	1988
Matthew Pierce	2008-09
T.D. Pimper	1935
Chance Pipitone	2008
Henry Poe	1936
Grover Poole	1941-42
James Pollock	1950-52
Pete Poor	1953-54
Steve Potter	1976, 1978
Drew Powell	2019-21
Joe Powell	1934-35
Harlan Prater IV	1984

Q

Michael Quagliano	2005-09

R

Wilson Rander	1929-31
William Rankin	1946
Tony Reed	1949-50
Douglas Reintgen	1974-75
John Reynolds	1987-89
Michael Ricaurte	2012-15
Richard Riddle	1983-84
Quinn Riley	2019-2022
Richard Risley	1956-57
Wes Roach	2008-11
John Rodney	1974-76
Arthur Rouse, Jr.	1937
Robert Ruffini	1955-56
Henry Russal	1939-40
Charles Ryan	1974
John Ryan, Jr.	1981-82

S

John Saalfield	1962-63
Luke Sample	**2022-current**
Dennis Satyshur	1971-72
John Sauter	1988
Michael Schachner	2005-08
Chris Schmid	1995-98
Eric Schultz	2007-08
Richard Semple, III	1968-70
Raleigh Shoemaker	1994, 1995
Jake Shuman	2015-18
Dick Siderowf	1957-59
Ian Siebers	2021-24
Ben Silverman	2015-18
Alex Smalley	2016-19
George Smith, Jr.	1961-62
Lucius Smith	1946
Nathan Smith	2003-06
Mads Soegaard	2013
Paul Solomon	1993
Turner Southey-Gordon	2012-15
Michael Souchak	1948, 1950-52
Paul Spadafora	1977
John Sronce III	1960, 1962
Robert Stanger, Jr.	1979-81
Brian Stefanowicz	1985-86
Earl Stokes	1932
Bayard Storm	1933-35
Jack Stratton	1948-50
Kevin Streelman	1998, 2000-01
Roy Strickland	1968
Robert Stuart	1968
Jake Sullivan	1933-34
Adam Sumrall	2010-13
Julian Suri	2010-13

T

Harrison Taee	2017-20
J.C. Taggart	1930
Chuck Taylor	1981-85
Joe Taylor	1939
Scott Teller	1976-77
George Thomas	1958
Terry Thomas	1955-56
Clinton Toms	1955, 1958
George Toms	1951-52
Paul Tucker	1998-2001
Lynn Tuttle	1963

U

Daniel Uranga	2021-24

V

Bruce Vor Broker	1974

W

Art Wall	1947-49
Fletcher Wall	1947-48
Gregory Wall	1970-71
Henry Walters, Jr.	1969-72
Stephen Welsh	1988-90
Kenneth Whalley	1982-83
Doug Whitaker	1978-80
Thomas White	1975
Jason Widener	1990-93
Dave Wikel	1973
Ryan Willingham	2003
Alex Wilson	2003-04, 2006
Carl Wolter	1964
Ray Womack	1973-75
Qi wen Wong	2018-2022
Adam Wood	2015-18
John Wylie	1966-68

Y

Motin Yeung	2013-15
Henry Young IV	1966-68
Kenneth Younger III	1982-85

Z

Jimmy Zheng	2021-24
Robert Zimmerman	1958-60

YEARLY RESULTS

1928
Head Coach: Marshall Crichton

Date	Opponent	Result
	vs. North Carolina	T, 9-9
	vs. Wake Forest	W, 11-3
	vs. Washington & Lee	L, 16-2
	vs. Davidson	L, 10-8
	vs. North Carolina	L, 16-2
	vs. Georgia	L, 16-2

1929
Head Coach: Marshall Crichton

Date	Opponent	Result
	vs. Georgia Tech	L, 13-5
	vs. Georgia	L, 15-3
	vs. Carolina	W, 9.5-8.5
	vs. Davidson	L, 9.5-8.5
	vs. Washington & Lee	W, 12-6
	vs. NC State	W, 16.5-1.5
	vs. NC State	W, 12-6
	vs. Carolina	W, 11-7

1930
Head Coach: Bill Jennings (Acting Coach)

Date	Opponent	Result
	vs. William & Mary	L, 9.5-8.5
	vs. Carolina	L, 14.5-3.5
	vs. Virginia	L, 14-4
	vs. William & Mary	L, 9.5-8.5
	vs. Carolina	W, 9.5-8.5
	vs. NC State	L, 10-8
	vs. NC State	W, 12.5-5.5
	vs. Davidson	W, 12.5-5.5

1931

Date	Opponent	Result
	vs. Washington & Lee	W, 9.5-8.5
	vs. Carolina	T, 9-9
	vs. Georgia Tech	W, 12-6
	vs. Davidson	L, 10.5-7.5
	vs. Carolina	L, 14-4
	vs. Virginia	W, 15-3
	vs. Medical College of Virginia	W, 16-2
	vs. William & Mary	L, 5-1

1932

Date	Opponent	Result
M. 19	vs. William & Mary	W, 18-0
M. 26	vs. Washington & Lee	W, 15.5-2.5
M. 28	vs. Boston College	W, 18-0
A. 5	vs. Carolina	L, 9.5-8.5
A. 9	vs. NC State	W, 15.5-2.5
A. 21	vs. Davidson	W, 13-5
A. 27	vs. Carolina	W, 14-4

1933
Head Coach: Ellis Hagler
SOUTHERN CONFERENCE CHAMPIONS

Date	Opponent	Result
	vs. Rollins	W, 16-2
	vs. Washington & Lee	W, 15.5-2.5
	vs. Carolina	W, 12-6
	vs. Washington & Lee	W, 14-4
	vs. Richmond	L, 11.5-6.5
	vs. William & Mary	W, 11-7
	vs. Davidson	W, 11.5-6.5
	vs. Carolina	W, 13-5
	SoCon Championship (Sedgefield CC)	1st

1934
Head Coach: Ellis Hagler

Date	Opponent	Result
	vs. NC State	W, 9.5-8.5
	vs. Carolina	L, 10-8
	vs. Washington & Lee	W, 14-4
	vs. NC State	T, 9-9
	vs. Davidson	W, 15.5-2.5
	vs. Davidson	W, 14-4
	vs. Washington & Lee	L, 11-7
	vs. Washington & Lee	L, 11-7

1935
Head Coach: Ellis Hagler
SOUTHERN CONFERENCE CHAMPIONS

Date	Opponent	Result
	vs. Furman	W, 10.5-7.5
	vs. Georgia Tech	L, 10.5-7.5
	vs. Emory	W, 14.5-3.5
	vs. Georgia	W, 15.5-2.5
	vs. Florida	W, 13.5-4.5
	vs. NC State	W, 17.5-0.5
	vs. Georgia State	T, 9-9
	vs. Carolina	L, 10-8
	vs. Furman	W, 11.5-6.5
	vs. NC State	W, 16-1.5
	vs. Carolina	W, 10.5-7.5
	State Meet (Hope Valley)	1st
	SoCon Championship (Sedgefield CC)	1st

1936
Head Coach: Ellis Hagler
SOUTHERN CONFERENCE CHAMPIONS

Date	Opponent	Result
	vs. Furman	T, 9-9
	vs. Georgia Tech	W, 13-5
	vs. Emory	W, 12-6
	vs. Georgia	W, 13-5
	vs. NC State	W, 15-3
	vs. Furman	W, 12-6
	vs. Georgia	W, 11.5-6.5
	vs. Carolina	W, 15.5-2.5
	vs. NC State	W, 15.5-2.5
	vs. Washington & Lee	W, 11-7
	vs. Carolina	W, 15.5-2.5
	State Meet	1st
	Southern Intercollegiate Meet	4th
	SoCon Championship (Cascades CC)	1st

1937
Head Coach: Ellis Hagler
SOUTHERN CONFERENCE CHAMPIONS

Date	Opponent	Result
	vs. Furman	W, 12.5-5.5
	vs. Furman	W, 15-3
	vs. Georgia	L, 11.5-6.5
	vs. Emory	W, 15.5-2.5
	vs. NC State	W, 12-6
	vs. LSU	W, 13-5
	vs. Washington & Lee	W, 17.5-0.5
	vs. NC State	W, 15-3
	vs. Carolina	L, 10-8
	State Meet (Sedgefield)	1st
	Southern Intercollegiate Meet	4th
	SoCon Championship (Pinehurst No. 2)	1st

1938
Head Coach: Ellis Hagler
SOUTHERN CONFERENCE CHAMPIONS

Date	Opponent	Result
	vs. Furman	W, 16-2
	vs. Georgia	W, 21.5-5.5
	vs. South Carolina	W, 14-4
	vs. The Citadel	W, 10.5-7.5
	vs. Wake Forest	W, 15-3
	vs. Pennsylvania	W, 19.5-7.5
	vs. LSU	W, 10.5-7.5
	vs. NC State	W, 14-4
	vs. Carolina	W, 12-6
	vs. The Citadel	W, 13-5
	vs. Washington & Lee	W, 16.5-4.5
	State Intercollegiate	1st
	Southern Intercollegiate	2nd
	SoCon Championship (Cascades CC)	1st

1939
Head Coach: Ellis Hagler
SOUTHERN CONFERENCE CHAMPIONS

Date	Opponent	Result
	vs. Dartmouth	W, 25-2
	vs. Georgia Tech	W, 13.5-4.5
	vs. LSU	W, 18.5-8.5
	vs. Carolina	W, 14.5-3.5
	vs. Wake Forest	W, 15.5-2.5
	vs. Georgetown	W, 6-3
	vs. Princeton	W, 5-4
	vs. Pennsylvania	W, 8.5-0.5
	vs. Temple	W, 9-0
	vs. Swarthmore	W, 6-3
	vs. Washington & Lee	W, 16-2
	State Intercollegiate	1st
	Southern Intercollegiate	1st
	SoCon Championship (Pinehurst No. 2)	1st
	NCAA Championship (Wakonda Club)	T-5th

1940
Head Coach: Ellis Hagler
SOUTHERN CONFERENCE CHAMPIONS

Date	Opponent	Result
	vs. Pennsylvania	W, 26-1
	vs. LSU	L, 17.5-9.5
	vs. Davidson	W, 11.5-6.5
	vs. Carolina	W, 10.5-7.5
	vs. Georgia	W, 12.5-5.5
	vs. Georgetown	W, 6-3
	vs. Pennsylvania	W, 6-1
	vs. Pine Valley Club	W, 10-8
	vs. Army	W, 5.5-3.5
	vs. Washington & Lee	W, 10.5-7.5
	Southern Intercollegiate	2nd
	SoCon Championship (Sedgefield CC)	1st
	NCAA Championship (Ekwanok CC)	4th

1941
SOUTHERN CONFERENCE CHAMPIONS

Date	Opponent	Result
	vs. Timuquana Club	W, 18-9
	vs. Florida	W, 21-6
	vs. Rollins	W, 26-1
	vs. Ponte Vedra Club	L, 16-11
	vs. VPI	W, 25-2
	vs. LSU	W, 9.5-8.5
	vs. Pennsylvania	W, 15.5-5.5
	vs. Fordham	W, 27-0
	vs. Wake Forest	W, 17-1
	vs. Carolina	W, 15.5-11.5
	vs. Washington & Lee	W, 11.5-6.5
	Southern Intercollegiate	3rd
	SoCon Championship (Cascades CC)	1st
	NCAA Championship (University GC)	3rd

1942
Head Coach: Ellis Hagler
SOUTHERN CONFERENCE CHAMPIONS

Date	*Opponent*	*Result*
	vs. Georgetown	W, 22-5
	vs. Pennsylvania	W, 24-3
	vs. Carolina	W, 16-11
	vs. Carolina	W, 21-6
	vs. Davidson	W, 11-7
	vs. Washington & Lee	T, 9-9
	Southern Intercollegiate	2nd
	SoCon Championship (Old Town Club)	1st
	NCAA Championship (South Bend CC)	NTS*

1946

Date	*Opponent*	*Result*
	vs. Wake Forest	W, 26-1
	vs. South Carolina	W, 15.5-2.5
	vs. Wake Forest	W, 25.5-1.5
	vs. NC State	W, 22-5
	vs. NC State	L, 17-10
	vs. Carolina	W, 17-10
	vs. Carolina	W, 16.5-10.5

1947
Head Coach: Ellis Hagler

Date	*Opponent*	*Result*
	vs. Virginia Tech	W, 21-6
	vs. Michigan	W, 18-9
	vs. Wake Forest	W, 17.5-9.5
	vs. NC State	W, 25.5-1.5
	vs. Pennsylvania	W, 7-2
	vs. Navy	W, 5.5-3.5
	vs. Carolina	W, 18.5-8.5
	Southern Intercollegiate	1st
	SoCon Championship (Old Town Club)	2nd
	NCAA Championship (Univ. of Michigan GC)	2nd

1948
Head Coach: Ellis Hagler
SOUTHERN CONFERENCE CHAMPIONS

Date	*Opponent*	*Result*
	vs. Timuquana Country Club	W, 23-4
	vs. Florida	W, 20.5-6.5
	vs. Rollins	W, 24.5-2.5
	vs. Ponte Vedra Country Club	W, 18.5-8.5
	vs. Williams	W, 25-2
	vs. Michigan	W, 21-6
	vs. NC State	L, 14.5-12.5
	vs. Navy	W, 7-2
	vs. Pennsylvania	W, 9-0
	vs. Maryland	W, 9-0
	vs. NC State	W, 19.5-7.5
	vs. Wake Forest	L, 15-12
	vs. Carolina	W, 25-2
	Southern Intercollegiate	2nd
	SoCon Championship (Pinehurst No. 2)	1st
	NCAA Championship (Stanford GC)	4th

1949
Head Coach: Ellis Hagler
SOUTHERN CONFERENCE CHAMPIONS

Date	*Opponent*	*Result*
	vs. Michigan	W, 14.5-12.5
	vs. Purdue	L, 15-12
	vs. Ohio	W, 23-4
	vs. Pennsylvania	W, 5.5-1.5
	vs. Navy	L, 4-3
	vs. NC State	L, 15-12
	vs. Wake Forest	L, 18-9
	vs. Carolina	W, 22-5
	vs. Maryland	W, 21.5-5.5
	Southern Intercollegiate	2nd
	SoCon Championship (Old Town Club)	1st
	NCAA Championship (Veenker Memorial GC)	NTS*

1950
Head Coach: Ellis Hagler

Date	*Opponent*	*Result*
	vs. The Citadel	W, 18.5-2.5
	vs. Rollins	L, 17.5-0.5
	vs. Florida	W, 15.5-11.5
	vs. Timuquana Country Club	L, 20.5-9.5
	vs. Harvard	W, 30-0
	vs. Williams	L, 18.5-11.5
	vs. Navy	W, 23-7
	vs. Michigan	W, 23.5-6.5
	vs. NC State	W, 25-5
	vs. Davidson	W, 23.5-3.5
	vs. Wake Forest	L, 16-11
	vs. Carolina	W, 20-7
	Southern Intercollegiate	6th
	SoCon Championship (Old Town Club)	3rd
	NCAA Championship (Univ. New Mexico GC)	NTS*

1951
Head Coach: Ellis Hagler
SOUTHERN CONFERENCE CHAMPIONS

Date	*Opponent*	*Result*
M. 26	vs. Georgia Tech	W, 18.5-8.5
M. 27	vs. Georgia	W, 17-10
M. 29	vs. Clemson	W, 18-9
M. 31	vs. Davidson	W, 19.5-7.5
A. 5	vs. Williams	W, 25-2
A. 12	vs. NC State	W, 26-1
A. 13	vs. Michigan	W, 23-4
A. 17	vs. William & Mary	W, 27-3
A. 18	vs. Richmond	W, 25.5-1.5
A. 19	vs. Maryland	W, 27.5-2.5
A. 20	vs. George Washington	W, 26-1
A. 24	vs. Wake Forest	W, 25.5-1.5
A. 27	vs. Davidson	W, 18.5-8.5
M. 3	vs. Carolina	W, 14.5-12.5
M. 8	vs. Carolina	L, 14-13
M. 11-12	SoCon Championship (Cascades CC)	1st

1952
Head Coach: Ellis Hagler

Date	*Opponent*	*Result*
M. 22	vs. South Carolina	W, 18-9
M. 24	vs. The Citadel	W, 17.5-9.5
M. 26	vs. Rollins	W, 16.5-10.5
M. 27	vs. Florida	T, 13.5-13.5
M. 28	vs. Florida	L, 17.5-9.5
A. 3	vs. Williams	W, 32.5-3.5
A. 4	vs. Harvard	W, 26.5-0.5
A. 8	vs. Virginia	W, 24-3
A. 10	vs. Michigan	W, 22.5-7.5
A. 12	vs. Navy	W, 6-1
A. 14	vs. Kentucky	W, 21.5-5.5
A. 15	vs. Ohio University	W, 28.5-1.5
A. 22	vs. NC State	W, 15.5-11.5
A. 25	vs. The Citadel	W, 18.5-8.5
M. 6	vs. Wake Forest	W, 21-6
M. 9	vs. Carolina	L, 14.5-12.5
M. 14	vs. Carolina	L, 20-7
M. 16-17	SoCon Championship (Old Town Club)	5th

1953
Head Coach: Ellis Hagler

Date	*Opponent*	*Result*
M. 24	vs. South Carolina	W, 17.5-9.5
M. 26	vs. Georgia	W, 13.5-4.5
	vs. The Citadel	W, 14.5-3.5
M. 28	vs. Davidson	W, 19.5-7.5
A. 2	vs. Ohio University	W, 25-2
A. 3	vs. Florida	T, 9-9
	vs. Williams	W, 16-2
A. 6	vs. South Carolina	W, 25-2
A. 10	vs. Michigan	W, 16-11
A. 21	vs. NC State	W, 22.5-4.5
A. 30-M. 2	Southern Intercollegiates	led team entries
M. 5	vs. Wake Forest	W, 18-9
M. 11	vs. Carolina	W, 14-13
M. 15-16	SoCon Championship (Old Town Club)	2nd

1954
Head Coach: Ellis Hagler
ACC CHAMPIONS

Date	*Opponent*	*Result*
M. 29	vs. South Carolina	W, 18.5-8.5
M. 30	vs. Columbia CC	W, 25-11
A. 1	vs. Clemson College	W, 23.5-3.5
A. 2	vs. Charlotte CC	W, 19-17
A. 8	vs. Michigan	W, 22.5-4.5
A. 10	vs. U.S. Naval Academy	W, 26-1
A. 15	vs. Ohio University	W, 18-9
A. 16	vs. Maryland	W, 19-8
A. 22	vs. Wake Forest	W, 21-6
M. 5	vs. NC State	W, 22.5-4.5
M. 10	vs. Carolina	L, 20.5-6.5
M. 14-15	ACC Championship (Old Town Club)	1st

1955
Head Coach: Ellis Hagler

Date	*Opponent*	*Result*
M. 28	vs. South Carolina	W, 21.5-5.5
M. 30	vs. Clemson	W, 22-5
M. 31	vs. Georgia	L, 19.5-7.5
A. 7	vs. Virginia	T, 13.5-13.5
A. 9	vs. Ohio University	W, 24.5-2.5
A. 18	vs. NC State	W, 20.5-6.5
A. 22	vs. Wake Forest	L, 15.5-11.5
A. 29	vs. Maryland	W, 15-12
A. 30	vs. U.S. Naval Academy	L, 4-3
M. 5-7	Southern Intercollegiates	8th
M. 10	vs. Carolina	L, 14.5-12.5
M. 13-14	ACC Championship (Old Town Club)	5th

1956
Head Coach: Ellis Hagler

Date	*Opponent*	*Result*
M. 26	vs. South Carolina	W, 14.5-12.5
M. 27	vs. Fort Jackson	L, 15-12
M. 28	vs. Clemson	L, 14-13
M. 29	vs. Furman	L, 18-9
A. 3	vs. Wake Forest	L, 16.5-10.5
A. 5	vs. Michigan	W, 17-13
A. 12	vs. Maryland	W, 23-4
A. 16	vs. Virginia	L, 15-12
A. 26	vs. NC State	L, 16-11
M. 1	vs. Carolina	L, 15-12
M. 5	vs. Navy	W, 14-13
M. 10-11	ACC Championship (Old Town Club)	3rd

1957
Head Coach: Ellis Hagler

Date	*Opponent*	*Result*
M. 25	vs. Fort Jackson	L, 23.5-13.5
M. 26	vs. South Carolina	W, 17-10
M. 28	vs. Clemson	W, 16-11
M. 29	vs. Davidson	W, 16.5-10.5
A. 5	vs. Wake Forest	L, 15-12
A. 8	vs. Virginia	L, 15-12
A. 12	vs. Michigan	W, 16-14
A. 16	vs. Davidson	W, 27-9
A. 19	vs. Ohio	W, 21.5-5.5
A. 22	vs. Maryland	W, 17-10
A. 26	vs. Wake Forest	L, 23.5-3.5
A. 30	vs. NC State	W, 22.5-7.5
M. 7	vs. Carolina	L, 18.5-8.5
M. 10-11	ACC Championship (Old Town Club)	4th

1958
Head Coach: Ellis Hagler

Date	Opponent	Result
M. 24	vs. South Carolina	W, 19-8
M. 25	vs. Savannah Country Club	W, 19.5-16.5
M. 26	vs. Timuquana Country Club	W, 20.5-15.5
M. 28	vs. Riviera Country Club	W, 29-7
A. 2	vs. Wake Forest	W, 18-9
A. 4 #	vs. Ohio	W, 18-12
A. 7	vs. Indiana	W, 32-4
A. 10	vs. Michigan	wet course
A. 11	vs. Clemson	W, 20-7
A. 14	vs. Wake Forest	W, 16.5-10.5
A. 17	vs. Davidson	W, 22-5
A. 21	vs. Virginia	L, 15.5-14.5
A. 25	vs. Maryland	W, 22-5
M. 1	vs. North Carolina	rain
M. 5	vs. NC State	W, 26.5-0.5
M. 9-10	ACC Championship (Old Town Club)	4th

 # -- first intercollegiate match at Duke Golf Club

1959
Head Coach: Ellis Hagler

ACC CHAMPIONS

Date	Opponent	Result
M. 26	vs. Ohio	W, 22-8
M. 28	vs. Fort Jackson	W, 30.5-5.5
M. 30	vs. Savannah Country Club	L, 24.5-11.5
M. 31	vs. Sea Island Country Club	W, 27.5-8.5
A. 1	vs. Timuquana Country Club	L, 19.5-16.5
A. 2	vs. San Jose Country Club	W, 28-8
A. 4	vs. South Carolina	W, 19.5-7.5
A. 7	vs. Princeton	W, 16.5-10.5
A. 16	vs. Wake Forest	T, 10.5-10.5
A. 21	vs. Virginia	W, 21.5-5.5
A. 23	vs. NC State	W, 20-5
A. 24	vs. Carolina	W, 19-8
A. 27	vs. Maryland	W, 19.5-10.5
A. 28	vs. Navy	W, 6-1
M. 8-9	ACC Championship (Finley GC)	1st
	NCAA Championship (Eugene CC)	10th

1960
Head Coach: Ellis Hagler

Date	Opponent	Result
M. 26	vs. South Carolina	W, 25-5
M. 28	vs. Savannah Country Club	W, 18.5-17.5
M. 29	vs. Sea Island Country Club	W, 30-6
M. 31	vs. Timaquana Country Club	W, 21-15
A. 1	vs. San Jose Country Club	W, 27-9
A. 12	vs. NC State	W, 28.5-1.5
A. 18	vs. Georgetown	W, 26-1
A. 20	vs. Clemson	W, 26.5-0.5
A. 22	vs. Carolina	L, 14-13
A. 30	vs. Navy	W, 32-4
M. 2	vs. Virginia	W, 15.5-14.5
M. 10	vs. Wake Forest	W, 21-6
M. 13-14	ACC Championship (Duke GC)	2nd

1961
Head Coach: Ellis Hagler

ACC CHAMPIONS

Date	Opponent	Result
M. 30-A. 1	Miami Invitational (Miami, Fla.)	2nd
A. 6	vs. Michigan	W, 21-9
A. 8	vs. South Carolina	W, 22-5
A. 12	vs. NC State	W, 16-11
A. 18	vs. Wake Forest	W, 15-13
A. 28	vs. Carolina	W, 18-9
M. 4	vs. Virginia	W, 22.5-4.5
M. 10	vs. Navy	W, 6-1
M. 10	vs. Pittsburgh	W, 6-1
M. 12-13	ACC Championship (Maryland GC)	1st
	NCAA Championship (Purdue GC)	T-11th

1962
Head Coach: Ellis Hagler

ACC CHAMPIONS

Date	Opponent	Result
M. 26	vs. Davidson	W, 28-2
M. 28	vs. Georgia	L, 21-6
M. 30	vs. Georgia Tech	L, 16-11
M. 31	vs. Georgia State	W, 20-7
A. 4	vs. Ohio University	W, 24.5-2.5
A. 9	vs. South Carolina	W, 14.5-12.5
A. 14	vs. Navy	W, 26.5-3.5
A. 19	vs. Georgia	W, 16-11
A. 20	vs. Maryland	W, 26.5-9.5
A. 26	vs. Carolina	W, 15-12
A. 27	vs. Clemson	W, 24.5-2.5
M. 1	vs. NC State	W, 27.5-2.5
M. 2	vs. Wake Forest	W, 20-7
M. 4	vs. Virginia	W, 19-8
M. 10-12	ACC Championship (Old Town Club)	1st
J. 18-23	NCAA Championship (Duke GC)	3rd

1963
Head Coach: Ellis Hagler

Date	Opponent	Result
M. 15	First of 3 stroke play matches	2nd
M. 22	vs. South Carolina	T, 9-9
M. 23	vs. Clemson	W, 16-5
M. 25	vs. Furman	W, 19-2
M. 27	vs. Georgia	L, 31-5
M. 28	vs. Georgia State	W, 17-4
M. 29	vs. Georgia Tech	L, 13-8
M. 29	vs. Florida	L, 14-7
A. 2	vs. Ohio University	W, 21-9
A. 17	Second of 3 stroke play matches	T-2nd
A. 19	vs. Wake Forest	L, 17-4
A. 26	Final of 3 stroke play matches	3rd
A. 30	vs. Maryland	L, 11-10
M. 1	vs. Navy	L, 4-3
M. 6	vs. Carolina	T, 10.5-10.5
M. 7	vs. NC State	W, 13-8
M. 10-11	ACC Championship (The Cascades)	3rd

1964
Head Coach: Ellis Hagler

Date	Opponent	Result
M. 16	First of 3 stroke play matches	2nd
M. 30	vs. Georgia	L, 26.5-9.5
M. 31	vs. Georgia Tech	W, 11.5-9.5
A. 2	vs. South Carolina	W, 12-9
A. 4	vs. Clemson	W, 12.5-11.5
A. 10	vs. NC State	W, 13.5-7.5
A. 17	Second of 3 stroke play matches	3rd
A. 20	vs. Wake Forest	L, 11-10
A. 24	vs. Maryland	W, 11.5-9.5
A. 27	Final of 3 stroke play matches	2nd
A. 29	vs. Virginia	W, 19.5-1.5
M. 6	vs. Carolina	L, 18-9
M. 8-9	ACC Championship (Forest Lakes CC)	5th

1965
Head Coach: Ellis Hagler

Date	Opponent	Result
M. 16	First of 3 stroke play matches	2nd
M. 20	vs. The Citadel	W, 19.5-1.5
M. 22	vs. Clemson	W, 18.5-2.5
M. 25	vs. South Carolina	W, 13.5-7.5
A. 9	Second of 3 stroke play matches	2nd
A. 15	vs. Davidson	W, 18.5-2.5
A. 20	vs. NC State	W, 11-10
A. 22	Final fo 3 stroke play matches	1st
A. 26	vs. Wake Forest	L, 16.5-4.5
A. 29	vs. Virginia	W, 16-5
A. 30	vs. Maryland	L, 14.5-6.5
M. 3	vs. Carolina	T, 12-12
M. 7-8	ACC Championship (Pinehurst No. 2)	3rd

1966
Head Coach: Ellis Hagler

ACC CHAMPIONS

Date	Opponent	Result
M. 21	vs. Wake Forest	W, 11.5-9.5
M. 24	vs. Darmouth	W, 30-3
M. 31-A. 1	Florida Invitational	
A. 4	vs. Virginia	W, 18.5-2.5
A. 11	vs. South Carolina	W, 11-10
A. 15	vs. Maryland	W, 21.5-5.5
A. 18	vs. NC State	W, 17-4
A. 21	vs. Miami of Ohio	W, 11.5-6.5
A. 29	vs. Clemson	W, 18.5-2.5
M. 3	vs. Carolina	L, 15.5-5.5
M. 6	vs. Davidson	W, 12-9
M. 16-17	ACC Championship (CC of North Carolina)	1st
	NCAA Championship (Stanford GC)	29th

1967
Head Coach: Ellis Hagler

Date	Opponent	Result
M. 20	vs. Wake Forest	L, 18.5-2.5
M. 22	vs. Clemson	W, 17-4
A. 1	Cape Coral Invitational	1st
A. 5	vs. Davidson	W, 14.5-6.5
A. 10	vs. NC State	L, 11-10
A. 18	vs. South Carolina	W, 13.5-7.5
A. 27	vs. High Point	W, 19-2
M. 1	vs. Maryland	L, 15-6
M. 2	vs. Virginia	W, 13-8
M. 9	vs. Carolina	W, 13.5-7.5
M. 12-13	ACC Championship (Pinehurst No. 2)	2nd

1968
Head Coach: Ellis Hagler

Date	Opponent	Result
M. 25	vs. Georgia State	W, 15.5-11.5
M. 26	vs. Georgia	L, 29-7
M. 28-30	Intercollegiate Tournament	4th
A. 5	vs. William & Mary	W, 20.5-3.5
A. 12	vs. Davidson	L, 16.5-4.5
A. 18	vs. NC State	W, 17-4
A. 22	vs. Clemson	L, 12.5-11.5
A. 23	vs. South Carolina	W, 14.5-9.5
A. 29	vs. Maryland	W, 13-11
M. 2	vs. Wake Forest	L, 13-8
M. 10	vs. Carolina	L, 15-12
M. 13-14	ACC Championship (Quail Ridge GC)	5th

1969
Head Coach: Ellis Hagler

Date	Opponent	Result
M. 22	vs. Furman	L, 11-10
M. 22	vs. Ohio University	W, 11-10
M. 24	vs. Georgia	L, 17-13
M. 25	vs. Georgia	L, 16.5-13.5
A. 3	vs. Davidson	W, 15-6
A. 3	vs. Wofford	W, 18-6
A. 4	vs. Davidson	W, 18.5-2.5
A. 14	vs. Virginia	W, 16-5
A. 14	vs. Clemson	L, 11.5-9.5
A. 21	vs. Wake Forest	L, 20-7
A. 24	vs. NC State	L, 14.5-9.5
A. 28	vs. South Carolina	T, 10.5-10.5
M. 1	vs. Maryland	L, 17-4
M. 6	vs. Carolina	W, 20.5-12.5
M. 9-10	ACC Championship (MacGregor Downs CC)	3rd
	NCAA Championship (Broadmoor GC)	NTS*

1970
Head Coach: Ellis Hagler

Date	Opponent	Result
M. 19-21	Palmetto Intercollegiate	9th
M. 23	vs. Clemson	W, 12 .5-8 .5
M. 23	vs. Furman	W, 15-6
M. 23	vs. Virginia Tech	W, 13-8
M. 25-27	Red Fox Invitational	4th
A. 7	vs. East Carolina	W, 18-6
A. 10	vs. South Carolina	L, 19-2
A. 13	vs. Davidson	W, 16-5
A. 21	vs. Wake Forest	L, 13-8
A. 26	vs. Maryland	L, 11-10
A. 27	vs. NC State	W, 14 .5-6 .5
A. 29	vs. Georgetown	W, 21-0
M. 5	vs. Carolina	L, 15 .5-5 .5
M. 8-9	ACC Championship (Foxfire CC)	6th

1971
Head Coach: Ellis Hagler

Date	Opponent	Result
M. 22	vs. Bucknell	W, 16-8
M. 23	Big Four Tournament	4th
M. 30	vs. South Carolina	L, 16-5
A. 2-3	Major College Invitational	2nd
A. 6	vs. Davidson	W, 18.5-2.5
A. 6	vs. Illinois	W, 11.5-9.5
A. 9	Big Four Tournament	2nd
A. 12	vs. Washington & Lee	W, 18-0
A. 16-17	ACC Tournament	4th
A. 20	Big Four Tournament	1st
A. 28	vs. Virginia Tech	L, 12.5-8.5
A. 30	Big Four Tournament	3rd
M. 3	vs. Carolina	T, 10.5-10.5
M. 10-11	ACC Championship #	4th

 # - First and Second rounds at Midland Valley; Third and Fourth rounds at Woodmont CC

1972
Head Coach: Ellis Hagler

Date	Opponent	Result
M. 18-19	Annual Collegiate Invitational	1st
M. 20	vs. East Carolina	W, 12-9
M. 21	Big Four Tournament	3rd
M. 31	Big Four Tournament	2nd
A. 10	Big Four Tournament	T-2nd
A. 14	Big Four Tournament	2nd
M. 23-25	Palmetto Invitational	9th
M. 28	vs. Carolina	T, 10.5-10.5
A. 5-7	Major College Classic	5th
A. 13	vs. Virginia Tech	W, 16.5-4.5
A. 13	vs. Davidson	W, 9.5-2.5
A. 17	ACC Championship (Willow Creek CC)	3rd
	NCAA Championship (Cape Coral GC)	NTS*

1973
Head Coach: Ellis Hagler

Date	Opponent	Result
M. 9-11	Annual Collegiate Golf Tourney	6th
M. 16-18	Palmetto Invitational	3rd
M. 20	Big Four Tournament	2nd
M. 30	Big Four Tournament	3rd
A. 9	Big Four Tournament	2nd
A. 13	Big Four Tournament	3rd
M. 21-23	Red Fox Tourney	4th
M. 26	vs. Carolina	W, 17-9
M. 28	vs. East Carolina	L, 14.5-6.5
A. 2	vs. Davidson	L, 12-9
A. 15	ACC Championship (Foxfire CC)	5th
J. 18-23	NCAA Championship (Stillwater CC)	NTS*

1973-74
Head Coach: Rod Myers

Date	Tournament	Result
S. 28-30	All-Dixie Intercollegiate	11th
O. 26-28	LSU Invitational	14th
M. 4-6	Pinehurst Intercollegiate	6th
M. 15-17	Palmetto Invitational	5th
M. 24-25	Iron Duke Classic	Blue, 3rd/White, 8th
A. 3-5	St. Andrews Invitational	5th
A. 8	Big Four Tournament	4th
A. 13	Big Four Tournament	3rd
A. 14	Big Four Tournament	4th
A. 15	Big Four Tournament	4th
A. 22-24	ACC Championship (Carolina Trace)	6th
J. 18-22	NCAA Championship (Carlton Oaks CC)	NTS*

1974-75
Head Coach: Rod Myers

Date	Tournament	Result
N. 10-11	Duke Fall Invitational	2nd
F. 28	Big Four Tournament	3rd
M. 1	Big Four Tournament	4th
M. 2	Big Four Tournament	4th
M. 3	Big Four Tournament	4th
M. 10-12	Pinehurst Invitational	7th
M. 14-16	Palmetto Invitational	5th
M. 23-24	Iron Duke Invitational	White, 5th/Blue 10th
A. 3-5	Furman Invitational	8th
A. 17-19	ACC Championship (Foxfire CC)	6th
J. 25-28	NCAA Championship (Ohio State GC)	NTS*

1975-76
Head Coach: Rod Myers

Date	Tournament	Result
N. 2-3	Duke Fall Invitational	4th
M. 8-10	Pinehurst Invitational	12th
M. 12-14	Palmetto Invitational	13th
M. 21-22	Iron Duke Invitational	6th
M. 25-27	Furman Invitational	8th
A. 2	Big Four Tournament	4th
A. 3	Big Four Tournament	3rd
A. 4	Big Four Tournament	4th
A. 5	Big Four Tournament	4th
A. 15-17	ACC Championship (North Ridge CC)	6th
M. 27-29	Southern Intercollegiate	

1976-77
Head Coach: Rod Myers

Date	Tournament	Result
S. 23-26	Madison College Invitational	6th
O. 8-10	Dixie Intercollegiate	7th
N. 7-8	Duke Fall Invitational	6th
F. 17-19	Coastal Carolina Classic	7th
M. 7-9	Pinehurst Invitational	13th
M. 11-13	Palmetto Invitational	15th
M. 20-21	Iron Duke Invitational	7th
M. 24-26	Furman Invitational	23rd
A. 3	Big Four Tournament	4th
A. 4	Big Four Tournament	4th
A. 9	Big Four Tournament	4th
A. 10	Big Four Tournament	4th
A. 13-15	ACC Championship (North Ridge CC)	6th

1977-78
Head Coach: Rod Myers

Date	Tournament (Course)	Result
S. 23-24	Yale Invitational	10th
S. 23-24	All-American College Classic	"B" Team, T-13th
S. 30-O. 2	Buckeye Fall Classic	4th
O. 15-17	Duke Fall Invitational	Blue, 2nd/White, 12th
N.	Methodist College Tournament	"B" Team, 4th
F. 25-27	Big Four Tournament (Pinehurst/Foxfire)	4th
M. 1-3	Coastal Carolina Classic	2nd
M. 5-6	Fripp Island Invitational	4th
M. 10-12	Palmetto Invitational	10th
M. 18-20	Iron Duke Classic	Blue, 3rd/White, 7th
M. 23-25	Furman Invitational	T-13th
M. 31-A. 1	Marshall Invitational	8th
M. 31-A. 2	Camp Lejeune Invitational	"B" Team, 9th
A. 11-13	ACC Championship (North Ridge CC)	4th

1978-79
Head Coach: Rod Myers

Date	Tournament	Result
S. 29-O. 1	Foxfire College Golf Classic	2nd
S. 16	Big Three Tournament	3rd
S. 18	Big Three Tournament	3rd
S. 19	Big Three Tournament	3rd
S. 25	Methodist College Invitational	2nd
O. 3-4	Grandfather Mountain Invitational	2nd
O. 14-16	Duke Fall Invitational	Blue, 3rd/White, 6th
N. 2-3	Guilford College Invitational	1st
N. 17-19	Dixie Intercollegiate	3rd
F. 16-18	Gator Invitational	11th
M. 9-11	Palmetto Golf Tournament	7th
M. 13-15	Pinehurst Intercollegiate	10th
M. 17-19	Iron Duke Intercollegiate Golf Classic	1st/"B", 4th
M. 22-24	Furman Invitational	16th
M. 30-A. 1	Camp Lejeune Invitational	2nd
A. 17-19	ACC Championship (Cardinal GC)	3rd
A. 27-29	Chris Schenkel Invitational	13th
M. 23-26	NCAA Championship (Bermuda Run CC)	NTS*

1979-80
Head Coach: Rod Myers

Date	Tournament	Result
O. 3-4	Grandfather Mountain Tourney	7th
O. 13-15	Duke Fall Invitational	1st
O. 26-27	Cypress Gardens Intercollegiate	16th
N. 1-2	Guilford College Tourney	"B" Team, 2nd
F. 22-24	Gator Invitational	9th
M. 7-9	Palmetto Invitational	16th
M. 11-13	Pinehurst Intercollegiate	12th
M. 15-17	Iron Duke Classic	"A" 7th / "B" 15th
M. 20-22	Furman Invitational	13th
M. 28-30	Camp Lejuene Invitational	"B" Team, 12th
A. 4-7	ACC Championship (Northgreen CC)	7th
A. 25-27	Chris Schenkel Invitational	18th

1980-81
Head Coach: Rod Myers

Date	Tournament	Result
S. 18-20	Yale Invitational	1st
O. 6-8	Grandfather Mountain Invitational	7th
O. 9-10	Campbell University Invitational	5th
O. 11-13	Duke Invitational	3rd
O. 19-21	Kings Mill Invitational	1st
O. 30-31	Guilford Invitational	3rd
F. 13-15	Gator Invitational	4th
M. 6-8	Palmetto Invitational	9th
M. 10-11	East Carolina Invitational	1st
M. 13-15	Iron Duke Classic	3rd
M. 19-21	Furman Invitational	7th
A. 3-4	Marshall Invitational	2nd
A. 10-12	Tar Heel Invitational	5th
A. 17-19	ACC Championship (Northgreen CC)	3rd
A. 30-M. 3	Southern Intercollegiate	13th
M. 27-30	NCAA Championship (Stanford GC)	NTS*

1981-82
Head Coach: Rod Myers

Date	Tournament	Result
S. 18-20	Yale Invitational	7th
S. 25-27	East Tennessee Invitational	12th
O. 2-4	Forst Hills Invitational	10th
O. 22-24	8th Annual Duke Fall Invitational	5th
O. 29-30	Guilford Invitational	10th
M. 5-7	Imperial Lakeland Golf Classic	18th
M. 9-11	East Carolina Invitational	5th
M. 12-14	Iron Duke Classic	3rd
M. 18-20	Furman Invitational	13th
M. 26-28	Palmetto Invitational	14th
A. 2-4	Southeastern Invitational	13th
A. 16-18	ACC Championship (Northgreen CC)	5th
M. 6-8	Southern Intercollegiate	NTS*

1982-83
Head Coach: Rod Myers

Date	Tournament	Result
S. 16-18	Wolfpack Invitational	6th
O. 1-3	Augusta College Invitational	8th
O. 14-16	John Ryan Memorial	2nd
O. 19-20	Campbell College Invitational	14th
O. 28-29	Guilford College Invitational	7th
O. 28-30	Fresno State Classic	12th
M. 4-6	Imperialakes Invitational	11th
M. 8-10	East Carolina Invitational	2nd
M. 11-13	Iron Duke Classic	3rd
M. 17-19	Furman Invitational	11th
M. 31-A. 3	Southeastern Intercollegiate	23rd
A. 8-10	Tar Heel Invitational	9th
A. 15-17	ACC Championship (Northgreen CC)	6th

1983-84
Head Coach: Rod Myers

Date	Tournament	Result
S. 23-25	Buckeye Invitational	3rd
S. 26-28	Wolfpack Invitational	7th
S. 30-O. 2	Augusta College Invitational	6th
O. 13-15	John Ryan Memorial	5th
O. 17-19	Campbell Invitational	1st
N. 3-4	Guilford Invitational	5th
D. 2-4	Bluebonnet Invitational	3rd
F. 17-19	Gator Invitational	12th
M. 2-4	Imperial Lakes Invitational	12th
M. 9-11	Palmetto Invitational	4th
M. 23-25	Iron Duke Classic	8th
A. 5-7	Furman Invitational	8th
A. 13-15	Tar Heel Invitational	5th
A. 20-22	ACC Championship (Pinehurst No. 2)	4th
M. 23-26	NCAA Championship (Bear Creek)	NTS*

1984-85
Head Coach: Rod Myers

Date	Tournament	Result
S. 21-24	Northwestern-Americana Hotels Classic	5th
S. 27-30	Augusta College Invitational	5th
O. 5-7	McGregor Intercollegiate	3rd
O. 10-12	Campbell Invitational	2nd
O. 18-20	John Ryan Memorial	2nd
O. 29-30	Guilford College Invitational	2nd
N. 29-D. 2	Bluebonnet Bowl Invitational	NTS*
F. 15-17	Hilton Head Invitational	10th
M. 1-3	Imperialakes Invitational	13th
M. 8-10	Palmetto Invitational	7th
M. 15-17	South Carolina Invitational	4th
M. 29-31	Iron Duke Classic	2nd
A. 4-6	Furman Invitational	8th
A. 12-14	Tarheel Invitational	5th
A. 19-21	ACC Championship (Bryan Park)	2nd
M. 22-25	NCAA Championship (Grenelefe CC)	NTS*

1985-86
Head Coach: Rod Myers

Date	Tournament	Course	Result
S. 21-23	Americana Invitational Tournament		5th
S. 27-29	Grandfather Invitational		14th
O. 11-12	John Ryan Memorial Tournament		3rd
O. 15	Hargrove B. Davis Tournament		T-8th
N. 11-12	NC State Wolfpack Invitational		1st
F. 7-9	Doral Park Invitational		T-6th
F. 28-M. 2	Imperial Lakes Invitational		18th
M. 7-9	Palmetto Classic		6th
M. 28-30	Iron Duke Classic Tournament		6th
A. 3-5	Furman Invitational		T-5th
A. 11-13	Tar Heel Invitational		6th
A. 18-20	ACC Championship	Bryan Park	5th

1986-87
Head Coach: Rod Myers

Date	Tournament	Course	Result
S. 26-28	Elk River Collegiate Invitational		10th
O. 2-4	MacGregor Golf Classic		2nd
O. 10-12	Buckeye Fall Classic		T-16th
O. 17-19	John Ryan Memorial Invitational		2nd
O. 20-21	Hargrove B. David Intercollegiate		T-14th
N. 10-11	NC State Worlfpack Invitational		3rd
F. 26-M. 1	Palmetto Golf Classic		6th
M. 6-8	Imperial Lakes Golf Classic		T-9th
M. 13-14	Gamecock Invitational		6th
M. 27-29	Iron Duke Golf Classic		9th
A. 3-4	Furman Invitational		7th
A. 10-12	Tarheel Invitational		3rd
A. 17-19	ACC Championship	Bryan Park	7th

1987-88
Head Coach: Rod Myers

Date	Tournament	Course	Result
S. 21-22	Guilford Invitational		5th
S. 27-29	Butler National Invitational		13th
O. 9-10	6th Annual John Ryan Memorial		T-6th
O. 24-25	Charleston Invitational		3rd
N. 2-3	Wolfpack Invitational		10th
F. 26-28	Palmetto Invitational	Lake Marion GC	7th
M. 4-6	Imperial Lakes Invitational		12th
M. 11-12	Gamecock Invitational		6th
M. 25-27	Iron Duke Golf Classic	Duke GC	14th
M. 31-A. 2	Furman Intercollegiate	Furman GC	12th
A. 8-10	Tar Heel Invitational	Findlay GC	5th
A. 15-17	ACC Championship	Cardinal GC	6th

1988-89
Head Coach: Rod Myers

Date	Tournament	Course	Result
O. 2-4	Butler National Intercollegiate	Butler GC	T-2nd
O. 8-9	C.A. Spivey-Wachesaw Intercollegiate	Wachesaw Plantation	5th
O. 14-15	John Ryan Memorial Tournament	Duke GC	1st
N. 12-13	College of Charleston Invitational		8th
F. 25-26	Palmetto Classic	Lake Marion GC	T-5th
M. 3-5	Imperial Lakes Golf Classic		9th
M. 18-19	Hyatt Richmond Invitational		4th
M. 24-26	Iron Duke Golf Classic	Duke GC	T-3rd
M. 31-A. 2	Furman Intercollegiate		T-12th
A. 8-9	Tar Heel Invitational	Finley GC	1st
A. 14-16	ACC Championship	Northgreen CC	6th
M. 12-14	Sheraton-Cavalier Classic		6th

1989-90
Head Coach: Rod Myers

Date	Tournament	Course	Result
O. 1-3	Butler National Intercollegiate	Butler GC	4th
O. 13-15	U.S. Intercollegiate	Stanford GC	6th
O. 20-22	Carpet Capital Classic	The Farm Club	4th
F. 23-25	Taylor Made/Doral Park Invitational	Doral Park Silver	13th
M. 2-4	ImperiaLakes Golf Classic		T-8th
M. 8-10	Golf Digest Collegiate Invitational	TPC at Woodlands	T-7th
M. 12-13	Budget/UCF Golf Classic	Rio Pinar CC	4th
M. 30-A. 1	Furman Intercollegiate Tournament	Furman GC	6th
A. 6-7	The American @ MacGregor Downs	MacGregor Downs CC	6th
A. 13-15	17th Annual Iron Duke Classic	Duke GC	4th
A. 20-22	ACC Championship	Northgreen CC	T-3rd
M. 24-26	NCAA East Regional	Savannah CC	10th
J. 6-9	NCAA Championship	Innisbrook Resort	17th

1990-91
Head Coach: Rod Myers

Date	Tournament	Course	Result
S. 12-14	'90 Shesiedo Cup	Tanagura CC	T-7th
S. 21-23	Carpet Capital Classic	The Farm Club	13th
O. 7-9	MacGregor Tournament of Champions	Holston Hills	11th
N. 16-18	Golf World/Palmetto Dunes Collegiate	SC Palmetto Dunes	11th
F. 22-24	Taylor Made/Doral Park National	Doral Park	15th
M. 1-4	FSC/Imperial Lakes Golf Classic	Imperial Lakes	T-11th
M. 15-17	Golf Digest Collegiate Invitational	TPC at The Woodlands	15th
M. 30-31	22nd Furman Intercollegiate	Furman GC	13th
A. 12-13	The Ping/American Intercollegiate	Governor's Club	6th
M. 7-8	The John Ryan Iron Duke Classic	Duke GC	5th
M. 10-11	Tar Heel Intercollegiate	Finley GC	4th
M. 17-19	ACC Championship	Northgreen CC	7th

1991-92

Head Coach: Rod Myers

Date	Tournament	Course	Result
S. 21-22	Carpet Capital Classic	The Farm	11th
O. 6-7	MacGregor Tournament of Champions	Holston Hills GC	T-5th
O. 13-14	Jack Nicklaus Collegiate Invitational	Muirfield Village GC	7th
M. 6-8	FSC/ImperiaLakes Golf Classic	ImperiaLakes	14th
M. 27-29	Furman Invitational	Furman GC)	6th
A. 11-12	The PING/American Airlines Collegiate	MacGregor Downs CC	4th
A. 17-19	Super District 3N Tournament	River Run & Peninsula	T-4th
A. 25-27	Cavalier Classic	Birdwood GC	2nd
M. 12-13	John Ryan Iron Duke Classic	Duke GC	"A", 8th/"B", 20th
M. 15-17	ACC Championship	Northgreen GC	6th
M. 21-23	NCAA East Regional	Seven Oaks GC	T-14th
	NCAA Championship	Univ. of New Mexico GC	NTS*

1992-93

Head Coach: Rod Myers

Date	Tournament	Course	Result
S. 14-15	Kiawah Island Intercollegiate	Osprey Point	2nd
S. 20-21	Jack Nicklaus Invitational	Muirfield Village	1st
O. 5	Tennessee Tournament of Champions	Holston Hills	10th
O. 17-19	Stanford Shoot-Out	Stanford GC	5th
F. 12-14	Puerto Rico NCAA Golf Classic	Rio Mar GC	7th
M. 5-7	Imperial Lakes Golf Classic	Imperial Lakes CC	11th
A. 3-4	Carpet Capital Classic	The Farm	8th
A. 10-11	PING/America Intercollegiate	MacGregor Downs CC	12th
A. 17-18	ACC Championship	Northgreen CC	T-4th
A. 23-25	Cavalier Invitational	Bordwood GC	3rd
M. 11-12	John Ryan Iron Duke Classic	Duke GC	T-3rd
M. 14-15	Wofford Invitational	Carolina CC	7th
M. 19-21	NCAA East Regional	Birdwood GC	8th
J. 2-5	NCAA Championship	Champions GC	10th

1993-94

Head Coach: Rod Myers

Date	Tournament	Course	Result
S. 18-20	Jack Nicklaus Invitational	Muirfield Village GC	2nd
O. 18-19	Northwestern Univ.	Royal Melbourne/Kemper Lakes	2nd
N. 12-14	Golf World-Palmetto Dunes Collegiate	Aurthur Hills	15th
F. 13-15	NCAA/American Univ. Puerto Rico Challenge	Rio Mar GC	7th
M. 4-6	Imperial Lakes Golf Classic	Imperial Lakes CC	10th
M. 11-13	ECU Heraton/Emerald Intercollegiate Classic	Emerald Isle	1st
M. 25-26	Furman Invitational	Furman GC	9th
A. 1-3	Carpet Capital Classic	The Farm	16th
A. 9-10	PING Classic	McGregor Downs CC	9th
A. 15-17	ACC Championship	Northgreen CC	4th
M. 9-11	John Ryan Iron Duke Classic	Duke GC	1st

1994-95

Head Coach: Rod Myers

Date	Tournament	Course	Result
S. 12-13	Kiawah Intercollegiate Golf Tournament	Osprey Point	10th
S. 21-22	Jack Nicklaus Collegiate Invitational	Muirfield Village GC	5th
O. 10-11	Northwestern Windon Memorial	Kemper Lakes/Royal Melbourne	7th
O. 18-19	Adams Cup of Newport Collegiate	Newport & Ft. Judith CC	3rd
O. 23-24	John Ryan Iron Duke Classic	Duke GC	4th
F. 12-14	Puerto Rico Invitational	Rio Mar GC	14th
M. 3-5	Florida Southern Invitational	Imperial Lakes GC	15th
M. 17-19	ECU-Emerald Intercollegiate	The Emerald	12th
M. 31-A. 2	Carpet Capital Classic	The Farm	13th
A. 8-9	PING Intercollegiate	MacGregor Downs	12th
A. 14-16	ACC Championships	Old North State Club	8th
A. 21-23	Palmetto Intercollegiate Classic	Charleston National CC	10th

1995-96

Head Coach: Rod Myers

Date	Tournament	Course	Result
S. 11-12	Kiawah Intercollegiate Golf Tournament	Osprey Point	1st
S. 17-18	Reliastar Collegiate Invitational	Dellwood Hills CC	7th
S. 23-24	Keswick Club Cavalier Classic	Birdwood GC	11th
O. 9-10	Northwestern Windon Memorial	Kemper Lakes/Royal Melbourne	4th
O. 17-18	Adams Cup of Newport	Newport/Ft. Judith CC	5th
O. 22-23	Duke Golf Classic	Duke GC	4th
F. 16-18	Puerto Rico Golf Classic	Rio Mar GC	8th
M. 1-2	Matlock Collegiate Classic	Imperial Lakes	T-4th
M. 15-16	Wofford Invitational	Carolina CC	T-5th
M. 29-31	Johnny Owens Invitational	Kearney Hills Golf Links	1st
A. 5-6	PING Classic	MacGregor Downs	11th
A. 19-21	ACC Championship	Old North State Club	7th
A. 26-27	Palmetto Classic	Charleston National CC	T-5th
M. 16-18	NCAA East Regional	Grand National Lakes	16th

1996-97

Head Coach: Rod Myers

Date	Tournament	Course	Result
S. 9-10	Kiawah Intercollegiate Golf Tournament	Osprey Point	2nd
S. 21-22	Keswick Club Cavalier Classic	Kewsick GC	2nd
O. 16-17	Adams Cup of Newport	Newport/Metacomet CC	9th
O. 20-21	Duke Golf Classic	Duke GC	5th
O. 28-29	Old Dominion Seascape Invitational		2nd
N. 8-10	The Nelson Stanford Invitational	Stanford GC	8th
F. 24-25	Puerto Rico Classic	Rio Mar GC	9th
F. 28-M. 2	Matlock Collegiate Classic	Imperial Lakes GC	10th
A. 5-6	Cleveland Golf Augusta State Invitational	Forest Hills	11th
A. 12-13	PING Intercollegiate	MacGregor Downs	7th
A. 18-20	ACC Championship	Whitewater CC	6th
A. 25-26	Wofford Invitational	Carolina CC	1st
M. 15-17	NCAA East Regional	The Homestead	4th
M. 28-31	NCAA Championship	Conway Farms GC	29th

1997-98

Head Coach: Rod Myers

Date	Tournament	Course	Result
S. 9-10	Palmetto Intercollegiate Classic	Osprey Point	9th
S. 20-21	Kewick Club Cavalier Classic	Keswick GC	6th
S. 29-30	Tennessee Tournament of Champions	Holston Hills CC	10th
S. 29-30	Tom O'Briant Memorial	The Cardinal GC	"B" Team, 1st
O. 19-20	Duke Golf Classic	Duke GC	14th
N. 7-9	Stanford Joe Nelson Invitational	Stanford GC	8th
F. 23-24	Puerto Rico Classic	Rio Mar GC	15th
M. 6-8	Matlock Classic	Imperial Lakes GC	4th
M. 16-17	Cleveland Golf Collegiate Challenge	Palmetto GC	T-3rd
M. 23-24	Cuscowilla Intercollegiate	The GC at Cuscowilla	4th
A. 10-11	BELLSOUTH Yellow Pages Intercollegiate	MacGregor Downs	4th
A. 17-19	ACC Championship	Old North State Club	8th
A. 24-25	Wofford Invitational	Carolina CC	4th

1998-99

Head Coach: Rod Myers

Date	Tournament	Course	Result
S. 14-15	Palmetto Invitational	Osprey Point	8th
S. 19-20	Keswick Club Cavalier Classic	Keswick Club	6th
S. 28-29	Tom O'Briant Memorial	The Cardinal	"B" Team, 3rd
O. 5-6	Windon Memorial Classic	North Shore GC	T-7th
O. 18-19	Duke Golf Classic	Duke GC	9th
O. 30-N. 1	The Joe Nelson Invitational	Stanford GC	13th
F. 21-23	San Juan Shoot-Out	Rio Mar CC	10th
M. 5-7	Matlock Invitational	Imperial Lakes CC	12th
M. 27-28	Schenkel EZ Go Invitational	Forest Heights CC	T-5th
A. 9-10	BELLSOUTH Yellow Pages Intercollegiate	MacGregor Downs	T-6th
A. 16-18	ACC Championship	Old North State Club	T-2nd
A. 23-24	Wofford Invitational	Carolina CC	5th
M. 20-22	NCAA East Regional	Rhode Island CC	6th
J. 2-5	NCAA Championship	Hazeltine National GC	T-18th

1999-00

Head Coach: Rod Myers

Date	Tournament	Course	Result
S. 21-23	Topy Cup		2nd
O. 4-5	Windon Memorial		7th
O. 17-18	Duke Golf Classic		1st
O. 29-31	The Nelson		11th
N. 5-7	Golf World Invitational		11th
F. 27-M. 1	Puerto Rico Shootout		6th
M. 6-7	Matlock Invitational		2nd
M. 25-26	Schenkel/EZ Go		4th
A. 1-2	August/Cleveland Classic		2nd
A. 14-15	Intercollegiate at MacGregor Downs		7th
A. 21-23	ACC Championship	Old North State Club	6th
M. 18-20	NCAA East Regional	Glenmaura National GC	14th

2000-01
Head Coach: Rod Myers

Date	Tournament	Course	Result
S. 25-26	The Preview by PING & Golfweek	Duke GC	10th
O. 2-3	Windon Memorial Classic	Knollwood Club	5th
O. 9-10	The Red River Classic	Dallas Athletic Club	T-6th
O. 15-16	Duke Golf Classic	Duke GC	T-2nd
O. 27-29	The Nelson	Stanford GC	1st
F. 19-20	Mercedes-Benz Collegiate Championship	Sawgrass CC	T-10th
F. 25-27	Puerto Rico Class	Rio Mar CC	T-6th
M. 13-14	Seminole Intercollegiate	Golden Eagle CC	5th
M. 24-25	Schenkel E-Z-GO Invitational	Forest Heights CC	9th
M. 31-A. 1	Cleveland Golf/ASU Invitational	Forest Hills GC	12th
A. 14-15	The Intercollegiate	Finley GC	1st
A. 20-22	ACC Championship	Disney's Magnolia Course	7th
M. 17-19	NCAA Regional Championship	Golden Horseshoe GC	T-10th
	NCAA Championship	Duke GC	NTS*

2001-02
Head Coach: Rod Myers

Date	Tournament	Course	Result
S. 8-9	Badger Invitational		5th
O. 8-9	The Red River Classic		10th
O. 14-15	Duke Golf Classic		9th
O. 26-28	The Nelson		9th
F. 18-19	Mercedes-Benz Invitational		10th
M. 11-12	Seminole Collegiate		3rd
M. 23-24	E-Z-Go Schenkel		T-6th
A. 6-7	Cleveland Golf/ASU Invitational		8th
A. 13-14	The Intercollegiate		5th
A. 20-22	ACC Championship	Old North State Club	9th
M. 8-10	Atlanta Intercollegiate		10th
M. 16-18	NCAA East Regional	Settindown Creek	T-18th

2002-03
Head Coach: Rod Myers

Date	Tournament	Course	Result
S. 14-15	The Ridges	The Ridges GC	4th
S. 30-O. 1	Windon Memorial Classic	Glen View Club	2nd
O. 21-22	Duke Golf Classic	Duke GC	2nd
O. 25-27	The Nelson	Stanford GC	1st
N. 3-5	The Landfall Tradition	CC of the Landfall	4th
F. 17-18	Mercedes-Benz Collegiate Championship	Sawgrass CC	9th
F. 23-25	Puerto Rico Classic	Rio Mar CC	12th
M. 22-23	Schenkel E-Z-Go Invitational	Forest Heights CC	14th
A. 5-6	Cleveland Golf/ASU Invitational	Forest Hills GC	14th
A. 12-13	The Intercollegiate	Raleigh CC	14th
A. 18-20	ACC Championship	Old North State Club	5th
M. 15-17	NCAA East Regional	Auburn GC	5th
M. 27-30	NCAA Championship	Karsten Creek	19th

2003-04
Head Coach: Rod Myers

Date	Tournament	Course	Result
S. 9-11	Topy Cup	Tanagura CC	2nd
S. 20-21	Inverness Invitational	Inverness CC	T-13th
O. 3-5	Carpet Capital Collegiate	The Farm GC	8th
O. 19-20	Duke Golf Classic	Duke GC	3rd
O. 24-26	The Nelson	Stanford GC	1st
F. 8-10	Mercedes-Benz	Sawgrass CC	T-14th
F. 22-24	Puerto Rico Classic	Rio Mar CC	16th
M. 20-21	Schenkel/EZ Go Invitational	Forest Heights CC	4th
A. 3-4	Cleveland/Augusta State Invitational	Forest Hills GC	T-2nd
A. 9-10	The Intercollegiate	MacGregor Down CC	1st
A. 16-18	ACC Championship	Old North State Club	6th
M. 20-22	NCAA East Regional	Yale GC	T-12th

2004-05
Head Coach: Rod Myers

ACC CHAMPIONS

Date	Tournament	Course	Result
S. 11-12	Bank of Tennessee at the Ridges		T-10th
O. 4-5	Windon Memorial		2nd
O. 17-18	Coca-Cola Duke Golf Classic		1st
O. 29-31	Landfall Tradition		2nd
N. 5-7	Carpet Capital Collegiate		7th
F. 20-22	Mercedes-Benz Invitational		10th
F. 27-M. 1	Puerto Rico Classic		7th
M. 19-20	Schenkel/E-Z-Go Invitational		1st
A. 2-3	Augusta State Invitational		T-10th
A. 8-9	Courtyard by Marriott Intercollegiate		1st
A. 15-17	ACC Championship	Old North State Club	1st
M. 19-21	NCAA East Regional	GC of Tennessee	T-8th
J. 1-4	NCAA Championship	Caves Valley GC	T-8th

2005-06
Head Coach: Rod Myers

Date	Tournament	Course	Result
S. 26-27	Tom O'Briant Memorial	Cardinal CC	"B" Team, T-8th
S. 26-28	The NCAA Fall Preview	Crosswater GC	5th
O. 9-10	Coca-Cola Duke Golf Classic	Duke GC	1st
O. 17-18	Pirate Fall Intercollegiate	Bradford Creek GC	NTS*
O. 23 & 25	Isleworth-UCF Colegiate Invitational	Isleworth CC	6th
N. 4-6	Carpet Capital Collegiate	The Farm GC	T-7th
N. 11	Hooters Collegiate Match Play	El Campeon	0-2
	vs. Arizona	L, 2-2-1 (8-4)	
	vs. Augusta State	L, 3-2	
F. 26-28	Puerto Rico Classic	Westin Rio Mar GC	T-7th
M. 10-12	Southern Highlands Collegiate	Southern Highlands GC	10th
M. 17-19	GCAA Hall of Fame Invitational	Redstone GC	T-13th
M. 27-28	Western Intercollegiate at Pasatiempo	Pasatiempo GC	1st
A. 7-8	Courtyard by Marriott Intercollegiate	MacGregor Downs	2nd
A. 21-23	ACC Championship	Old North State Club	8th
M. 18-20	NCAA Central Regional	Sand Ridge GC	9th
M. 31-J. 3	NCAA Championship	Crosswater GC	12th

2006-07
Interim Head Coach: Brad Sparling

Date	Tournament	Course	Result
S. 15-17	Carpet Capital Collegiate	The Farm GC	13th
S. 24-25	Olympia Fields CC/Fighting Illini Invitational	Olympia Fields CC	1st
O. 8-9	Coca-Cola Duke Golf Classic	Duke GC	3rd
O. 22-24	Isleworth-UCF Collegiate Invitational	Isleworth CC	13th
O. 29-31	Callaway Collegiate Match Play	Colonial CC	5th
F. 25-27	Puerto Rico Classic	Rio Mar CC	12th
M. 11-12	General Jim Hackler Championship	TPC of Myrtle Beach	4th
M. 25-27	Hootie at Bulls Bay Intercollegiate	TPC of Myrtle Beach	6th
A. 2-3	National Invitational Tournament	Omni Tucson National	9th
A. 13-14	Courtyard by Marriott Intercollegiate	Devils Ridge GC	3rd
A. 20-22	ACC Championship	Old North State Club	T-4th
M. 17-19	NCAA East Regional	GC of Georgia	6th
M. 30-J. 2	NCAA Championship	Golden Horseshoe GC	T-13th

2007-08
Head Coach: O.D. Vincent

Date	Tournament	Course	Result
S. 3-5	TOPY Cup	Tanagura CC	4th
S. 14-16	Carpet Capital Collegiate	The Farm GC	5th
S. 30-O. 1	Fighting Illini Invitational	Olympia Fields CC	6th
O. 7-8	Coca-Cola Duke Golf Classic	Duke GC	T-1st
O. 27-29	Callaway Collegiate Match Play Championship	Lake Onconee Course	
	vs. Florida	L, 4-0-1	
	vs. Charlotte	L, 3-1-1	
F. 9-10	SunTrust Gator Invitational	Mark Bostick GC	T-6th
F. 29-M. 2	Puerto Rico Classic	Rio Mar CC	4th
M. 9-10	General Jim Hackler Championship	TPC of Myrtle Beach	3rd
M. 15	vs. San Diego (match medal format)	Grand Del Mar GC	W, 5-0
M. 23-25	Hootie at Bulls Bay Intercollegiate	Bulls Bay GC	15th
A. 11-13	River Landing Intercollegiate	Landing Course	1st
A. 18-20	ACC Championship	Old North State Club	2nd
M. 15-17	NCAA East Regional	Council Fire GC	19th

2008-09
Head Coach: O.D. Vincent (Fall)/Jamie Green (Spring)

Date	Tournament	Course	Result
S. 19-21	Olympia Fields/Fighting Illini Invitational	Olympia Fields CC	8th
O. 11-13	Brickyard Collegiate Championship	Brickyard at Riverside	7th
O. 13-14	Duke Coca-Cola Individual Collegiate	Duke GC	NTS*
O. 27-28	UNCG Bridgestone Golf Collegiate	Forest Oaks CC	1st
F. 14-15	SunTrust Gator Invitational	Mark Bostic GC	5th
F. 22-24	John Hayt Invitational	Sawgrass Oceanside Course	15th
M. 8-9	General Jim Hackler Invitational	TPC of Myrtle Beach	11th
M. 22-24	Callaway Collegiate Match Play	The Farms GC	16th
	vs. Arizona State	W, 2-2-1	
	vs. Alabama	L, 4-1	
	vs. Louisville	W, 2-1-2	
A. 4-5	Administaff Augusta State Invitational	Forest Hills GC	6th
A. 10-11	River Landing Intercollegiate	River Landing	1st
A. 17-19	ACC Championship	Old North State Club	3rd
M. 11	Big 4 Challenge	Treyburn CC	4th
	vs. North Carolina	L, 3-2	
M. 14-16	NCAA Central Regional	The Club at Olde Stone	5th
M. 26-30	NCAA Championship	Inverness Club	14th

2009-10

Head Coach: Jamie Green

Date	Tournament	Course	Result
O. 5-6	Gordin-Myers Collegiate Classic by Coca-Cola	Duke GC	NTS*
O. 16-18	Bank of Tennessee Inter. at the Ridges	Ridges CC	5th
O. 24-25	UNCG Bridgestone Collegiate	Forest Oaks CC	9th
N. 9-11	Gifford Collegiate Golf Championship	Corde Valle GC	5th
F. 13-14	SunTrust Gator Invitational	Mark Bostick GC	T-5th
F. 28-M. 2	John Hayt Collegiate Invitational	Sawgrass CC	3rd
M. 14-15	General Hackler Championship	TPC at Myrtle Beach	8th
M. 28-30	Hootie at Bulls Bay Intercollegiate	Bulls Bay GC	6th
A. 3-4	Administaff Augusta State Invitational	Forest Hills GC	3rd
A. 9-10	NC State Wolfpack Intercollegiate	Lonnie Poole GC	2nd
A. 23-25	ACC Championship	Old North State Club	T-3rd
A. 20-22	NCAA Central Regional	Warren Golf Course	4th
J. 1-3	NCAA Championship	Honors Course	T-27th

2010-11

Head Coach: Jamie Green

Date	Tournament	Course	Result
S. 17-19	Fighting Illini Invitational	Olympia Fields CC	6th
O. 4-5	Wolfpack Intercollegiate	Lonnie Poole GC	2nd
O. 10-11	Rod Myers Invitational	Duke GC	5th
O. 24-26	U.S. Collegiate Championship	The Golf Club of Georgia	7th
N. 2	TCU Match Play at Colonial	Colonial CC	W, 3 .5-2 .5
M. 7-8	Fresno State Lexus Classic	Sunnyside CC	3rd
M. 11-14	Southern Highlands Collegiate Masters	S. Highlands GC	8th
M. 20-22	Callaway Collegiate Match Play Championship	Hawks Ridge GC	
	vs. Texas (Round 1)	W, 5-0	
	vs. East Tennessee State (Quarterfinals)	W, 4-1	
	vs. USC (Semifinals)	W, 3-1-1	
	vs. Illinois (Finals)	W, 4-1	
M. 27-29	The Hootie at Bulls Bay Intercollegiate	Bulls Bay GC	T-3rd
A. 9-10	Irish Creek Collegiate	The Club at Irish Creek	1st
A. 22-24	ACC Championship	Old North State Club	2nd
M. 19-21	NCAA Virginia Tech Regional	Pete Dye River of Virginia Tech	1st
M. 31-J. 4	NCAA Championship	Karsten Creek GC	8th
	vs. UCLA (Match Play quarterfinals)	W, 3-1-1	
	vs. Georgia (Match Play semifinals)	L, 3-2	

2011-12

Head Coach: Jamie Green

Date	Tournament	Course	Result
S. 16-18	Olympia Fields Fighting Illini Invitational	Olympia Fields CC	13th
O. 1-2	Rod Myers Invitational	Duke GC	1st
O. 9-11	The Prestige at PGA West	PGA West - Norman Course	T-5th
O. 23-25	U.S. Collegiate Championship	The Golf Club of Georgia	8th
O. 31-N. 1	Royal Oaks Intercollegiate	Royal Oaks CC	2nd
F. 15-17	John A. Burns Intercollegiate	Turtle Bay Resort	T-2nd
M. 9-11	Southern Highlands Collegiate Masters	S. Highlands GC	7th
M. 18-20	Callaway Collegiate Match Play Championship	Concession GC)	2nd
	vs. Arizona State (opening round)	W, 3-1-1	
	vs. Indiana (quarterfinals)	W, 4-1	
	vs. California (semifinals)	W, 3-2	
	vs. Arkansas (final)	L, 3-1-1	
M. 31-A. 1	Irish Creek Collegiate	The Club at Irish Creek	2nd
A. 6-7	River Landing Intercollegiate	River Landing CC	T-2nd
A. 20-22	ACC Championship	Old North State Club	6th
M. 17-19	NCAA East Regional	Grandover Resort East Course	6th

2012-13

Head Coach: Jamie Green

ACC CHAMPIONS

Date	Tournament	Course	Result
S. 15-16	Tar Heel Intercollegiate	Finley GC	1st
S. 30-O. 2	Olympia Fields/Fighting Illini Invitational	Olympia Fields CC	T-4th
O. 13-14	Rod Myers Invitational	Duke GC	1st
O. 19-21	U.S. Collegiate Championship	Golf Club of Georgia	T-6th
O. 29-30	Stanford Classic	Cypress Point Club	2nd
F. 24-26	John Hayt Collegiate Invitational	Sawgrass CC	2nd
F. 25	Heel Devil Individual	Duke GC	NTS*
M. 8-10	Southern Highlands Collegiate Masters	Southern Highlands GC	T-10th
M. 10-12	Bash at the Beach	Surf Club	NTS*
M. 14	vs. Grand Canyon Univ. (6-player match play)	ASU Karsten GC	3-3
M. 24-26	The Hootie at Bulls Bay Intercollegiate	Bulls Bay GC	1st
A. 6-7	Aggie Invitational	Traditions Club	7th
A. 8-9	The Trojan	Walnut Creek CC	NTS*
A. 20-21	Wolfpack Spring Open	Lonnie Poole GC	1st
A. 26-28	ACC Championship	Old North State Club	1st
M. 16-18	NCAA Tempe Regional	Karsten GC	T-7th

2013-14

Head Coach: Jamie Green

Date	Tournament	Course	Result
S. 14-15	Tar Heel Intercollegiate	Finley GC	T-6th
S. 20-22	DICK'S Sporting Goods Collegiate Cup	GC of Tennessee	9th
		vs. Vanderbilt	L, 4-1
O. 12-13	Rod Myers Invitational	Duke University GC	3rd
O. 20-22	United States Collegiate Championship	GC of Georgia	14th
O. 28-29	Pirate Intercollegiate	Greenville CC	NTS*
F. 10-11	The Farms Collegiate Invitational	The Farms GC	5th
M. 10-11	General Jim Hackler Championship	TPC Myrtle Beach	9th
M. 14-16	Schenkel Invitational	Forest Heights CC	12th
M. 23-25	The Hootie at Bulls Bay Intercollegiate	Bulls Bay GC	12th
A. 5-6	Irish Creek Collegiate	The Club at Irish Creek	T-6th
A. 19-20	Wolfpack Spring Open	Lonnie Poole GC	5th
A. 25-27	ACC Championship	Old North State Club	10th

2014-15

Head Coach: Jamie Green

Date	Tournament	Course	Result
S. 12-14	Invitational at the Ocean Course	The Ocean Course	T-7th
S. 19-20	DSG Collegiate Challenge Cup	GC of Tennessee	11th
S. 21	DSG Collegiate Challenge Cup	GC of Tennessee	
	vs. Missouri	T, 2-2-1	
O. 6-7	Nike Golf Collegiate Invitational	Colonial CC	7th
O. 11-12	Rod Myers Invitational	Duke GC	4th
O. 27-28	Royal Oaks Intercollegiate	Royal Oaks CC	12th
O. 31	Hummingbird Intercollegiate	CC at Sapphire Valley	NTS*
F. 28 - M. 1	John Hayt Collegiate Invitational	Sawgrass CC	7th
M. 13-15	Bandon Dunes Championship	Bandon Dunes Resort	T-1st
M. 22	Blue Devil Spring Shootout	Duke GC	1st
M. 29-31	The Hootie at Bulls Bay Intercollegiate	Bulls Bay GC	7th
A. 18-19	Wolfpack Spring Open	Lonnie Poole GC	NTS*
A. 18-19	Yale Spring Invitational	The Course at Yale	4th
A. 24-26	ACC Championship	Old North State Club	10th
M. 14-16	NCAA Lubbock Regional	The Rawls GC	3rd
M. 29 - J. 3	NCAA Championship	The Concession GC	T-24th

2015-16

Head Coach: Jamie Green

Date	Tournament	Course	Result
S. 12-13	Rod Myers Invitational	Duke GC	2nd
S. 25-26	DSG Collegiate Challenge Cup	GC of Tennessee	T-5th
S. 27	DSG Collegiate Challenge Cup	GC of Tennessee	
	vs. Kentucky	W, 3-2	
O. 4-6	Nike Golf Collegiate Invitational	Pumpkin Ridge GC	T-2nd
O. 12-13	Crooked Stick Intercollegiate	Crooked Stick GC	3rd
O. 19-20	Elon Phoenix Invitational	Alamance CC	NTS*
N. 1-3	Kiawah Classic by Aramark	Turtle Point GC	3rd
F. 15-17	Prestige at PGA WEST	PGA WEST	10th
F. 27-28	Duke-UNC Individual Tournament		NTS*
M. 13-14	Cape Fear National Intercollegiate	Cape Fear National	1st
M. 20-21	Seahawk Intercollegiate	CC of Landfall)	1st
A. 3-5	The Hootie at Bulls Bay Intercollegiate	Bulls Bay GC	7th
A. 4-5	East Carolina Intercollegiate	Brook Valley	NTS*
A. 9-10	Princeton Invitational	Springdale GC	1st
A. 22-24	ACC Championship	Old North State Club	5th
M. 16-18	NCAA Stillwater Regional	Karsten Creek GC	T-8th

2016-17

Head Coach: Jamie Green

ACC CHAMPIONS

Date	Tournament	Course	Result
S. 10-11	Rod Myers Invitational	Duke GC	5th
S. 19-20	Inverness Invitational	Inverness Club	2nd
S. 19-20	Queens Invitational	Club at Irish Creek	3rd
O. 2-4	Nike Collegiate Invitational	Colonial CC	11th
O. 3-4	Myrtle Beach Intercollegiate	Ocean Ridge Plantation	1st
O. 21-23	GC of Georgia Collegiate	GC of Georgia	7th
O. 30-31	Bridgestone Golf Collegiate	Grandover Resort	1st
F. 25-26	Heel Pack Individual	Finley GC & Lonnie Poole GC	NTS*
F. 26-28	Querencia Cabo Collegiate	Querencia GC	8th
M. 13-14	Lamkin Grips San Diego Classic	San Diego CC	7th
M. 17-18	Desert Shootout/GCU Invitational	Grand Canyon GC	1st
M. 31-A. 2	Mason Rudolph Championship	Vanderbilt Legends GC	4th
M. 31-A. 2	Intercollegiate Golf Championship	Paradise Point GC	NTS*
A. 14-15	Wolfpack Spring Open	Lonnie Poole GC	3rd
A. 21-23	ACC Championship	Musgrove Mill GC	1st
M. 15-17	NCAA Baton Rouge Regional	University Club	2nd
M. 26-31	NCAA Championship	Rich Harvest Farms	22nd

2017-18

Head Coach: Jamie Green

Date	Tournament	Course	Result
S. 16-17	Rod Myers Invitational	Duke GC	2nd
O. 1-3	Nike Collegiate Invitational	Pumpkin Ridge GC	11th
O. 2-3	Hummingbird Intercollegiate	CC of Sapphire Valley	NTS*
O. 20-22	Golf Club of Georgia Collegiate	GC of Georgia	10th
O. 28-29	Grandover Collegiate	Grandover Resort	3rd
F. 5-6	Sea Best Invitational	TPC Sawgrass - Dye Valley	12th
M. 4-6	Querencia Cabo Collegiate	Querencia GC	5th
M. 18-20	Valspar Collegiate Championship	The Floridian GC	T-5th
M. 31-A. 1	D.A. Weibring Intercollegiate	Weibring Golf Club	1st
A. 13-15	Stitch Intercollegiate at MacGregor Downs	MacGregor Downs CC	1st
A. 20-22	ACC Championship	Old North State Club	5th
M. 14-16	NCAA Raleigh Regional	Lonnie Poole GC	2nd
M. 25-30	NCAA Championship	Karsten Creek GC	3rd
	vs. Texas (Match Play quarterfinals)	W, 3-2	
	vs. Alabama (Match Play semifinals)	L, 5-0	

2018-19

Head Coach: Jamie Green

Date	Tournament	Course	Result
S. 8-9	Rod Myers Invitational	Duke GC	T-2nd
S. 14-16	Louisville Cardinal Challenge	Univ. of Louisville GC	1st
S. 30-O. 2	Nike Collegiate Invitational	Colonial CC	1st
O. 19-21	Golf Club of Georgia Collegiate Championship	GC of Georgia	6th
O. 26-28	Grandover Collegiate	Grandover East Course	NTS*
O. 28-31	East Lake Cup -- Stroke Play	East Lake GC	1st
	vs. Auburn (Match Play semifinals)	L, 1-4	
	vs. Oklahoma State (Match Play finals)	W, 3-2	
F. 3-4	Georgia Southern Collegiate	Georgia Southern GC	NTS*
F. 21-23	John Burns Collegiate	Wailua GC	3rd
M. 4-5	ECU Intercollegiate	Brook Valley CC	NTS*
M. 17-19	Valspar Collegiate Championship	The Floridian GG	T-7th
M. 24-26	Hootie at Bulls Bay Intercollegiate	Bulls Bay GC	10th
A. 5-7	Clemson Invitational	The Cliffs at Keowee Falls	2nd
A. 12-13	Stitch Intercollegiate	MacGregor Downs CC	NTS*
A. 18-20	ACC Championship	Old North State Club	T-4th
M. 13-15	NCAA Athens Regional	Univ. of Georgia GC	2nd
M. 24-29	NCAA Championship	The Blessings GC	25th

2019-20

Head Coach: Jamie Green

Date	Tournament	Course	Result
S. 14-15	Rod Myers Invitational	Duke GC	2nd
S. 29-O. 1	Nike Collegiate Invitational	Pumpkin Ridge GC	7th
Oct. 7-8	Jack Nicklaus Invitational	Muirfield Village GC	2nd
	vs. Auburn (Match Play semifinals)	W, 4-1-1	
	vs. Clemson (Match Play finals)	L, 3-2-1	
O. 18-20	Golf Club of Georgia Collegiate Championship	GC of Georgia	1st
Oct. 27-28	Grandover COllegiate	Grandover Resort	NTS*
Oct. 28-29	Cypress Point Classic	Cypress Point GC	2nd
	vs. Alabama (Match Play first round)	W, 3-0-0	
	vs. Stanford (Match Play semifinals)	W, 2-1-0	
	vs. Georgia Tech (Match Play finals)	L, 5-1-0	
Feb. 16	vs. Princeton (Match Play)	Club at Emerald Hills	W, 10.5-5.5
M. 1-3	Southern Highlands Collegiate	Southern Highlands GC	12th
M. 16-17	Valspar Collegiate Championship	The Floridian GC	Canceled
M. 22-24	Hootie Intercollegiate at Bulls Bay	Bulls Bay GC	Canceled
A. 10-11	Stitch Intercollegiate	MacGregor Downs GC	Canceled
A. 17-20	ACC Championship	Old North State Club	Canceled

2020-21

Head Coach: Jamie Green

Date	Tournament	Course	Result
J. 17-19	Camp Creek Seminole Invitational	Camp Creek GC	4th
F. 1-2	Sea Best Invitational	TPC Sawgrass - Dye's Valley	T-2nd
F. 19-21	Seminole Intercollegiate	Golden Eagle CC	12th
M. 1-2	Wake Forest Invitational	Pinehurst No. 2	4th
M. 15-16	Seahawk Intercollegiate	River Landing CC	NTS*
M. 15-16	Valspar Collegiate Championship	The Floridian GC	10th
M. 28-30	Hootie Intercollegiate at Bulls Bay	Bulls Bay GC	5th
A. 9-10	Stitch Intercollegiate	MacGregor Downs GC	6th
A. 23-25	ACC Championship	Capital City Club - Crabapple	8th
M. 17-19	NCAA Noblesville Regional	The Sagamore Club	12th

2021-22

Head Coach: Jamie Green

Date	Tournament	Course	Result
S. 15-16	Turning Stone Tiger Intercollegiate	Kaluhyat GC	4th
S. 11-12	Rod Myers Invitational	Duke GC	3rd
S. 27-28	Old Town Club Collegiate	Old Town Club	4th
O. 4-5	Hamptons Intercollegiate	Maidstone GC	5th
O. 22-24	GC of Georgia Collegiate	GC of Georgia	8th
O. 23-24	Grandover Collegiate	Grandover Resort	NTS*
J. 24-25	Arizona Intercollegiate	Tucson GC	T-7th
F. 20-22	Watersound Intercollegiate	Shark's Tooth Course	11th
F. 26-27	Wolfpack Invitational	Lonnie Pool GC	NTS*
M. 7-8	Wake Forest Invitational	Pinehurst No. 2	2nd
M. 27-28	Seahawk Intercollegiate	CC of Landfall	NTS*
M. 28-29	Valspar Collegiate Championship	The Floridian	4th
A. 8-9	Stitch Intercollegiate	Lonnie Poole GC	1st
A. 15	I-40 Cup	Carolina CC	
	vs. NC State (Match Play)	L, 3.5-4.5	
A. 22-23	ACC Championship	Watersound Club	T-9th
M. 16-18	NCAA Columbus Regional	Ohio State GC - Scarlet	8th

* denotes individual event

2022-23

Head Coach: Jamie Green

Date	Tournament	Course	Result
S. 9-10	Rod Myers Invitational	Duke University GC	2nd
S. 19-20	Husky Invitational	Gold Mountain GC	7th
S. 19-20	Husky Individual	Gold Mountain GC	NTS*
O. 10-11	Georgetown Intercollegiate	Liberty National GC	1st
O. 21-23	GC of Georgia Collegiate	GC of Georgia	11th
O. 28-30	Bahamas Invitational	Ocean Club Course	1st
O. 29-30	Grandover Collegiate	Grandover Resort	NTS*
F. 25-26	Wolfpack Invitational	Lonnie Poole GC	NTS*
F. 26-28	Dorado Beach Collegiate	TPC Dorado	2nd
M. 6-7	Wake Forest Invitational	Pinehurst No. 2	7th
M. 13-14	General Hackler Championship	Dunes Golf and Beach Club	8th
M. 26-27	Seahawk Intercollegiate	CC of Landfall	NTS*
M. 27-28	Valspar Collegiate Invitational	The Floridian	9th
A. 7-11	Stitch Intercollegiate	Lonnie Poole GC	1st
A. 16	Match Play vs. UNCG	Greensboro CC	W, 5-3
A. 21-13	ACC Championship Stroke Play	CC of North Carolina	4th
	ACC Championship Match Play vs. GT		L, 1-1-3
M. 15-17	NCAA Norman Regional	Jimmie Austin OU GC	5th
M. 26-29	NCAA Championship	Grayhawk GC	22nd

* denotes individual event

2023-24

Head Coach: Jamie Green

Date	Tournament	Course	Result
S. 9-10	Sahalee Players Championship	Sahalee Country Club	5th
S. 18-19	Highlands Invitational	Chicago Highlands Club	4th
S. 24-25	Rod Myers Invitational	Duke Univeristy GC	1st
O. 13-15	GC of Georgia Collegiate	GC of Georgia	5th
O. 29-31	Bryan National Collegiate	Bryan Park	NTS*
O. 30-31	Cal Poly Invitational	The Preserve GC	5th
F. 19-21	The Prestige	PGA West (Greg Norman)	T-5th
Mar. 4-5	Wake Forest Invitational	Pinehurst No. 2	T-4th
Mar. 9-11	The Hayt	Sawgrass Country Club	5th
Mar. 24-25	Seahawk Intercollegiate	CC of Landfall (Nicklaus)	NTS*
Mar. 25-26	Valspar Collegiate Invitational	Floridian GC	6th
A. 12-13	Stitch Intercollegiate	Lonnie Poole GC	3rd
A. 19-21	ACC Championship	Charlotte CC	6th
May 13-15	NCAA Baton Rouge Regional	University Club	7th
May 24-26	NCAA Championship	Omni La Costa Resort & Spa	NTS*

* denotes individual event

INTERNATIONAL COMPETITION

RYDER CUP PARTICIPANTS

Skip Alexander	1949
	1951
Art Wall	1957
	1959
	1961
Mike Souchak	1959
	1961

WALKER CUP PARTICIPANTS

Dick Siderowf	1969
	1973
	1975
	1977

WALKER CUP CAPTAIN

Dick Siderowf	1979

PALMER CUP PARTICIPANTS

Rod Myers (coach)	1998
Ryan Blaum	2005
	2006
Alex Smalley	2019

PALMER CUP CAPTAIN

Ryan Blaum	2006

MAJOR AMATEUR WINS

Skip Alexander	1941 North/South Amateur
Dick Siderowf	1973 British Amateur
	1976 British Amateur
Jason Widener	1988 U.S. Junior Amateur



The 1977 U.S. Walker Cup Team

THE WALKER CUP

Dick Siderowf played for the United States in four Walker Cup teams in 1969, 1973, 1975 and 1977. He also captained the U.S. to victory in his fifth and final Walker Cup at Muirfield in 1979.

Siderowf helped the U.S. team to a 10 to 8 win at the Milwaukee Country Club in 1969. He led the team to a 14 to 10 win in 1973 at The Country Club and a 15 .5 to 8 .5 win at the Old Course at St. Andrews in 1975. Siderowf and the U.S. team posted a dominating 16 to 8 win at Shinnecock Hills Golf Club in 1977. He finished off his Walker Cup career in 1979 as the team captain. Siderowf was a part of five winning Walker Cup teams.

Siderowf played in eight Masters and four U.S. Opens, earning low amateur in the 1968 U.S. Open at Oak Hill. He also won the British Amateur title in 1973 at Royal Porthcawl and in 1976 at St. Andrews. Siderowf won one Canadian Open crown and played in the World Cup in 1968 and 1976.

THE RYDER CUP

Three former Blue Devils (Skip Alexander, Art Wall and Mike Souchak) played in a combined seven Ryder Cups. Alexander played in the 1949 Ryder Cup dropping his foursome match at the event as the U.S. retained the Cup with a 7-5 victory at Ganton Golf Club in Scarborough, England.

After finishing third on the 1950 Tour money list and poised for greatness on the PGA Tour, Alexander was involved in a horrific airplane crash in which he was the only survivor while flying from a tournament in Chicago back to Durham on September 24, 1950. Besides being severely burned over most of his body, his left hand was so badly damaged that he would have minimal use of it. He requested that doctors shape his left hand into a permanent golf grip position so he could resume playing golf.



Dennis Satyshur & Tom Kite

Following 17 major surgeries and less than a year after the crash, Alexander was named to his second U.S. Ryder Cup team in 1951. Unsure whether he could handle walking the 36-hole singles match on day two of the Cup, Alexander played through his pain and bleeding hands to down British Vardon Trophy winner John Patton, 8&7. The lopsided victory assisted the U.S. in retaining the Cup, 9.5 to 5.5 at Pinehurst No. 2.

Wall was a member of U.S. Ryder Cup Teams in 1957, 1959 and 1961. He posted a 4-2 record in Ryder Cup play, helping the U.S. earn the Cup in 1959 at Eldorado Country Club in Palm Desert, California and again in 1961 at Royal Lytham & St. Annes in England.

Souchak was also a member of U.S. Ryder Cup teams in 1959 and 1961, teaming with Wall, to guide the U.S. to Ryder Cup victories both years. Souchak posted a 5-1 record, including a 3-0 mark in singles matches, in Ryder Cup play.

Former Duke golfer Dennis Satyshur had the honor of being hand-picked by Tom Kite for the role of assistant captain for the U.S. for the 1997 Ryder Cup at Valderrama Golf Club in Sotogrande Spain.

THE PALMER CUP

Three former Blue Devils (Rod Myers, Ryan Blaum and Alex Smalley) have been a part of the Palmer Cup, an annual eight-person team golf competition between American college golfers and European college/university golfers. The teams are selected on the basis of nationality.

Myers, Duke's longtime head coach who passed away on March 30, 2007, served as coach of the 1998 U.S. Palmer Cup team. Myers led the team to a 12-12 tie at St. Andrew's in Scotland.

Blaum led the Americans to a 14-10 Palmer Cup victory in 2005 at the Irish Course at Whistling Straits in Kohler, Wisc. He carded five birdies en route to a 3&2 win over Rhys Davies, Europe's top player, in singles play on the second day to clinch the cup for the Americans. Blaum posted three victories in four matches for the U.S.

In 2006, Blaum served as team captain, while playing in the competition for the second straight year. The European team prevailed, 19.5 to 4.5, at the Prestwick Golf Club, birthplace of the British Open, in Scotland. Blaum posted a 4&2 win in singles play, one of the lone victories for the U.S. team during the competition.



Ryan Blaum and Rod Myers



The 1998 Palmer Cup Team

Alex Smalley was strong for Team USA in the 2019 Arnold Palmer Cup, going 3-1 in his matches, but Team International claimed the cup with a 33.5-26.5 victory at the Alotian Golf Club in Roland, Ark.

Team International won five of the first six points on Sunday, and held off a Team USA charge – that included Smalley's 2-up victory over Takumi Kanaya – to reclaim the Palmer Cup by winning 13 of the 24 points on the final day.

DUKE ON TOUR

TOUR ROSTERS

PGA TOUR

Skip Alexander	1946-50
Mike Souchak	1952-66
Art Wall	1949-1976
Bill Mallon	1975-79
Charlie Bolling	1985-88
Joe Ogilvie	1999-2002, 2004-14
Mike Muehr	2001-02
Jason Buha	2000, 2003
Kevin Streelman	2008-current
Leif Olson	2009
Nathan Smith	2011
Wes Roach	2014, 2016, 2019-21
Ryan Blaum	2017-19, 2021
Adam Long	2019-24
Alex Smalley	2021-current
Max Greyserman	2023-current

KORN FERRY TOUR

Mike Souchak	1980-90
Charlie Bolling	1990
Mike Muehr	1997-2000, 2003
Joe Ogilvie	1997-98, 2002-03
Jason Buha	2001-02, 2004-06
Leif Olson	2010-12
Nathan Smith	2012-13
Adam Long	2012-18, 24-current
Wes Roach	2012-13, 2015, 2017-18, 2020
Ryan Blaum	2014-16, 2020
Max Greyserman	2019-21
Motin Yeung	2019-20
Chandler Eaton	2020
Alex Smalley	2020

CHAMPIONS TOUR

Mike Souchak	1981-90
Art Wall	1980-96

HOOTERS TOUR

Jason Buha	1999
Kevin Streelman	2002-04
Nathan Smith	2007-08
Ryan Blaum	2007-08

EUROPEAN TOUR

Jason Widener	1996
Nathan Smith (Challenge Tour)	2009-10
Ryan Blaum (Challenge Tour)	2011
Brinson Paolini	2014
Julian Suri	**2017, 2019-21**

PGA LATINOAMERICA TOUR

Ryan Blaum	2013
Adam Long	2014
Michael Schachner	2015
Brinson Paolini	2018-19

MACKENZIE TOUR - CANADA

Ryan Blaum	2013
Clark Klaasen	2014
Adam Long	2014
Michael Schachner	2014
Brinson Paolini	2018
Alex Smalley	2021

PGA TOUR HONORS

Skip Alexander	1960 Ben Hogan Trophy
Kevin Streelman	2009 Kodak Challenge Winner
Art Wall	1959 PGA Player of the Year
	1959 Vardon Trophy (low average)

PGA TOUR WINS

Mike Souchak (15)

1955	Texas Open, Houston Open
1956	Agua Caliente Open, Azalea Open, Colonial National Invitation, St. Paul Open
1958	St. Paul Open
1959	Tournament of Champions, Western Open, Motor City Open
1960	San Diego Open, Buick Open
1961	Greater Greensboro Open
1964	Houston Classic, Memphis Open Invitational

Art Wall (14)

1953	Fort Wayne Open
1954	Tournament of Champions
1956	Fort Wayne Open
1957	Pensacola Open
1958	Rubber City Open, Eastern Open
1959	Bing Crosby National Pro-Am, Azalea Open, **THE MASTERS**, Buick Open
1960	Canadian Open
1964	San Diego Open
1966	Insurance City Open
1975	Greater Milwaukee Open

Skip Alexander (3)

1948	Tucson Open, National Capital Open
1950	Empire State Open

Adam Long (1)

2019	Desert Classic

Kevin Streelman (2)

2013	Tampa Bay Championship presented by EverBank
2014	Travelers Championship

Joe Ogilvie (1)

2007	U.S. Bank Championship

EUROPEN TOUR WINS

Julian Suri (1)

2017	Made in Denmark

SENIOR TOUR WINS

Art Wall (2)

1980	Liberty Mutual Legends of Golf (with Tommy Bolt)
1996	Liberty Mutual Legends of Golf (with Doug Ford)

KORN FERRY TOUR WINS

Joe Ogilvie (4)

1998	NIKE Monterrey Open, NIKE Greensboro Open
2003	Jacob's Creek Open, The Reese's Cup Classic

Jason Buha (1)

2002	Dayton Open

Nathan Smith (1)

2010	WNB Golf Classic

HOOTERS TOUR WINS

Adam Long (1)

2011	Woodcreek Classic

Ryan Blaum (3)

2007	Charleston Miracle League Open
2008	Michelob Ultra Classic
2011	Kandy Waters Memorial Classic

Nathan Smith (1)

2007	Capital Chevrolet Classic

Kevin Streelman (1)

2004	Opelicka Classic

Jason Buha (1)

1999	

Information included here is based on available data or research. Please contact the Blue Devils' Communications Office (henry.skutt@duke.edu) with verification of any data that may be incomplete or innacurate.



DUKE MEN'S GOLF