GAME NOTES

#4 Duke Blue Devils (2-0, 0-0 ACC) vs. Army West Point Black Knights (1-1, 0-0 Patriot)
Game #3 • Road Game #1 • Tuesday, Nov. 11 • 7:00 p.m. ET • Veterans Day
Christl Arena (5,043) • West Point, N.Y.
TV: CBS Sports Network
Radio: Blue Devil Sports Network from LEARFIELD

SCHEDULE & RESULTS

Date	AP Rank Duke	AP Rank Opp	Opponent	TV	Time (ET)
O 21	6	-	UCF EXHIBITION	ACCNX	W, 96-71
O 26	6	18	at Tennessee EXHIBITION	ESPN2	W, 83-76
NOVEMBER (2-0)					
N 4	6	RV	vs. Texas - 1	ESPN	W, 75-60
N 8	6	-	Western Carolina	The CW	W, 95-54
N 11	4	-	at Army West Point	CBSSN	7 p.m.
N 14	4	-	Indiana State	ACCN	7 p.m.
N 18	-	-	vs. Kansas - 2	ESPN	9 p.m.
N 21	-	-	Niagara	ACCN	7 p.m.
N 23	-	-	Howard	ACCN	4 p.m.
N 27	-	-	vs. Arkansas - 3	CBS	8 p.m.
DECEMBER (0-0)					
D 2	-	-	Florida - 4	ESPN	7:30 p.m.
D 6	-	-	at Michigan State	FOX	12 p.m.
D 16	-	-	Lipscomb	ACCN	6 p.m.
D 20	-	-	vs. Texas Tech - 5	ESPN	8 p.m.
D 31	-	-	Georgia Tech *	ACCN	4 p.m.
JANUARY (0-0)					
J 3	-	-	at Florida State *	CBS	3:45 p.m.
J 6	-	-	at Louisville *	ESPN	7 p.m.
J 10	-	-	SMU *	ESPN	2 p.m.
J 14	-	-	at California *	ACCN	11 p.m.
J 17	-	-	at Stanford *	ACCN	6 p.m.
J 24	-	-	Wake Forest *	The CW	5:45 p.m.
J 26	-	-	Louisville *	ESPN	7 p.m.
J 31	-	-	at Virginia Tech *	ESPN	12 p.m.
FEBRUARY (0-0)					
F 3	-	-	Boston College *	ACCN	7 p.m.
F 7	-	-	at North Carolina *	ESPN	6:30 p.m.
F 10	-	-	at Pittsburgh *	ESPN/2	9 p.m.
F 14	-	-	Clemson *	ESPN	12 p.m.
F 16	-	-	Syracuse *	ESPN	7 p.m.
F 21	-	-	vs. Michigan - 6	ESPN	6:30 p.m.
F 24	-	-	at Notre Dame *	ESPN/2	7 p.m.
F 28	-	-	Virginia *	ESPN/2	12 p.m.
MARCH (0-0)					
M 2	-	-	at NC State *	ESPN	7 p.m.
M 7	-	-	North Carolina *	ESPN	6:30 p.m.
M 10-14	-	-	ACC Tournament - 7	TBD	TBD

*Duke/opponent AP ranking at time of game | * ACC game*
1 - Dick Vitale Invitational (Spectrum Center; Charlotte, N.C.)
2 - State Farm Champions Classic (Madison Square Garden; New York, N.Y.)
3 - CBS Sports Thanksgiving Classic (United Center; Chicago, Ill.)
4 - ACC/SEC Challenge (Cameron Indoor Stadium; Durham, N.C.)
5 - SentinelOne Classic (Madison Square Garden; New York, N.Y.)
6 - Duel in the District (Capital One Arena; Washington, D.C.)
7 - ACC Tournament (Spectrum Center; Charlotte, N.C.)

DUKE TEAM LEADERS

Scoring	20.0	Cameron Boozer
Rebounds	10.0	Cameron Boozer
Assists	4.0	Cameron Boozer
Steals	1.5	Dame Sarr
Blocks	1.0	Cameron Boozer
Field Goals	11	Cameron Boozer
Field Goal Pct.	.714	Maliq Brown
3-Point Field Goals	4	Evans/Cam. Boozer
3-Point Field Goals Pct.	.500	Caleb Foster
Free Throws	14	Cameron Boozer
Free Throw Pct.	.909	Isaiah Evans

BROADCAST INFORMATION

TV	CBS Sports Net.
Play-by-Play	Tom McCarthy
Analyst	Steve Lappas
Reporter	Jon Rothstein
Director	Jonathan Segal

Radio	Blue Devil Sports Net.
Play-by-Play	David Shumate
Analyst	John Roth
Engineer	John Rose
In Durham	96.5 FM & 620 AM
SiriusXM	160 or 193 & SiriusXM app

DUKE COMMUNICATIONS

Executive Director of Communications: Kyle Serba
» kyle.serba@duke.edu // C: 919-519-7116 // O: 919-668-1712
Assistant Director of Communications: Henry Skutt
» henry.skutt@duke.edu // C: 984-287-9011 // O: 919-668-4393

STARTING FIVE - PREVIOUS GAME

Caleb Foster
#1
G • 6-5 • 205 • Jr.
Harrisburg, N.C.
Notre Dame HS (Calif.)

GP/GS	PPG	RPG	APG	FG%	3FG%	FT%	MPG
2/2	8.0	3.5	3.0	.538	.500	--	22.0

LAST GAME: 9 points, 6 rebounds, 4 assists and 1 steal in 17 minutes vs. Western Carolina (11/8)
- In third season at Duke as the longest tenured Blue Devil with 67 games played and 24 starts.
- Averaged 4.9 points per game with 54 assists and 23 steals as a sophomore in 2024-25.
- Scored a career-high 18 points with four 3-pointers against Michigan State in the 2023 Champions Classic.

Isaiah Evans
#3
G/F • 6-6 • 180 • So.
Fayetteville, N.C.
North Mecklenburg HS

GP/GS	PPG	RPG	APG	FG%	3FG%	FT%	MPG
2/2	15.0	3.5	0.5	.381	.308	.909	27.4

LAST GAME: 7 points, 6 rebounds, 2 steals and 1 block in 21 minutes vs. Western Carolina (11/8)
- Voted to the 2025-26 Preseason All-ACC Second Team.
- Shot team-best 41.6% from 3-point range (62-of-149), averaging 6.8 points per game in 2024-25.
- Scored a career-high 23 points with four 3-pointers vs. Texas (Nov. 4, 2025).

Dame Sarr
#7
G/F • 6-8 • 190 • Fr.
Oderzo, Italy
FC Barcelona

GP/GS	PPG	RPG	APG	FG%	3FG%	FT%	MPG
2/2	5.0	5.0	0.5	.222	.400	.444	22.8

LAST GAME: 2 points, 4 rebounds and 1 block in 17 minutes vs. Western Carolina (11/8)
- Rated as a five-star recruit by 247Sports.
- Posted 17 points and four rebounds for Team World against Team USA in the 2025 Nike Hoop Summit.
- Topped Duke with three steals versus Texas (Nov. 4) and was second on the team with six rebounds.

Cameron Boozer
#12
F • 6-9 • 250 • Fr.
Miami, Fla.
Columbus HS

GP/GS	PPG	RPG	APG	FG%	3FG%	FT%	MPG
2/2	20.0	10.0	4.0	.407	.308	.824	29.7

LAST GAME: 25 points, 8 rebounds, 5 assists and 1 block in 23 minutes vs. Western Carolina (11/8)
- Voted 2025-26 Preseason ACC Rookie of the Year and Preseason First Team All-ACC.
- Ranked as a five-star prospect and the third player overall in the 2025 class (ESPN, 247Sports).
- Won four straight state championships and a national title at Christopher Columbus High School.

Patrick Ngongba II
#21
C • 6-11 • 250 • So.
Manassas, Va.
St. Paul VI HS

GP/GS	PPG	RPG	APG	FG%	3FG%	FT%	MPG
2/2	10.0	5.5	2.0	.615	.000	.800	22.9

LAST GAME: 10 points, 7 rebounds, 2 assists and 1 steal in 22 minutes vs. Western Carolina (11/8)
- Appeared in 30 games as a freshman, averaging 3.9 points and 2.7 rebounds per outing.
- Averaged 8.5 points and 3.2 rebounds with 10 blocked shots in a six-game postseason stretch.
- Scored a career-high 12 points versus North Carolina in the semifinals of the 2025 ACC Tournament.

HEAD COACHES

Duke	Jon Scheyer (Duke '10)
Career Record / at Duke	91-22 (4th) / same
vs. Army West Point	1-0
Army West Point	**Kevin Kuwik (Notre Dame '96)**
Career Record / at School	28-39 (3rd) / same
vs. Duke	0-1

DUKE RECORDS

	Overall	Non-Conf.	ACC
Record	2-0	2-0	--
Streak	W2	W2	W7
Home (Streak)	1-0 (W18)	1-0 (W14)	-- (W10)
Road (Streak)	0-0 (W3)	0-0 (W1)	-- (W3)
Neutral (Streak)	1-0 (W1)	1-0 (W1)	--
Overtime	--	--	--

NEED TO KNOW

» Duke visits Army West Point on Veterans Day.
» **Mike Krzyzewski**, a 1969 West Point graduate, earned three letters and captained the team as a senior before returning as head coach from 1975–80, compiling a 73-59 record.
» Duke has won all nine meetings with Army West Point since the series returned on Dec. 22, 1996.
» Tuesday (Nov. 11) will mark Duke's earliest true road game in program history. The Blue Devils' earliest road game prior to this season was also at West Point, Nov. 16, 1997.
» Duke is the only team ranked in the top-seven nationally in both offensive efficiency (121.6, 7th) and defensive efficiency (93.2, 7th) ratings, according to KenPom.com.
» Duke leads the series with Army, 13-3, since the teams first met in 1932.
» **Jon Scheyer** picked up his 91st head coaching victory on Saturday.
» Duke is coming off its 18th Final Four appearance, 23rd ACC Tournament title and 21st ACC regular-season championship.
» The Blue Devils finished 35-4 overall last season - the 17th 30-win season in program history.
» Among the preseason rankings, the Blue Devils were No. 6 in the Associated Press poll, No. 5 in the coaches poll and No. 10 according to ESPN.
» Duke returns six players from last year, while also welcoming the nation's top-ranked recruiting class, headlined by Preseason ACC Rookie of the Year, **Cameron Boozer**.
» Boozer averaged 28.5 points and 17.5 rebounds in Duke's two exhibition games with 33 points and 12 boards versus UCF, and 24 points and 23 caroms at Tennessee.
» **Isaiah Evans**, a Preseason All-ACC Second Team selection who led last season's team in 3-point field goal percentage (41.6%), scored a career-high 23 points in Duke's 75-60 win over Texas on Nov. 4.
» Freshman guard **Cayden Boozer** (pictured) collected 14 points, seven rebounds, five assists and two steals off the bench in Duke's 95-54 home win over Western Carolina on Saturday.

ROSTER INFORMATION

Numerical

No.	Name		Pos.	Ht.	Wt.	Year	Exp.	Hometown	High School	Previous College
1	Caleb Foster		G	6-5	205	Jr.	2L	Harrisburg, N.C.	Notre Dame (Calif.)	
2	Cayden Boozer		G	6-4	205	Fr.	HS	Miami, Fla.	Columbus	
3	Isaiah Evans		G/F	6-6	180	So.	1L	Fayetteville, N.C.	North Mecklenburg	
5	Sebastian Wilkins		G/F	6-8	220	Fr.	HS	Boston, Mass.	Brewster Academy	
6	Maliq Brown	mah-LEEK	F	6-9	225	Sr.	1L	Culpeper, Va.	Blue Ridge	Syracuse
7	Dame Sarr	DAH-may sahr	G/F	6-8	190	Fr.	INT	Oderzo, Italy	FC Barcelona*	
8	Darren Harris		G/F	6-5	195	So.	1L	Herndon, Va.	St. Paul VI	
12	Cameron Boozer		F	6-9	250	Fr.	HS	Miami, Fla.	Columbus	
13	Cameron Sheffield		G/F	6-6	205	Gr.	1L	Alpharetta, Ga.	Chattahoochee	Rice
14	Nikolas Khamenia	hah-MEN-yuh	G/F	6-8	215	Fr.	HS	Los Angeles, Calif.	Harvard-Westlake	
15	Ifeanyi Ufochukwu	E-fine oo-foo-CHOO-koo	C	6-11	240	Gr.	TR	Benin City, Nigeria	Covenant Day School	Rice
20	Jack Scott		G/F	6-6	220	Sr.	TR	Colorado Springs, Colo.	Hun School	Princeton
21	Patrick Ngongba II	GUNG-buh	C	6-11	250	So.	1L	Manassas, Va.	St. Paul VI	

Alphabetical

No.	Name		Pos.	Ht.	Wt.	Year	Exp.	Hometown	High School	Previous College
12	Cameron Boozer		F	6-9	250	Fr.	HS	Miami, Fla.	Columbus	
2	Cayden Boozer		G	6-4	205	Fr.	HS	Miami, Fla.	Columbus	
6	Maliq Brown	mah-LEEK	F	6-9	225	Sr.	1L	Culpeper, Va.	Blue Ridge	Syracuse
3	Isaiah Evans		G/F	6-6	180	So.	1L	Fayetteville, N.C.	North Mecklenburg	
1	Caleb Foster		G	6-5	205	Jr.	2L	Harrisburg, N.C.	Notre Dame (Calif.)	
8	Darren Harris		G/F	6-5	195	So.	1L	Herndon, Va.	St. Paul VI	
14	Nikolas Khamenia	hah-MEN-yuh	G/F	6-8	215	Fr.	HS	Los Angeles, Calif.	Harvard-Westlake	
21	Patrick Ngongba II	GUNG-buh	C	6-11	250	So.	1L	Manassas, Va.	St. Paul VI	
7	Dame Sarr	DAH-may sahr	G/F	6-8	190	Fr.	INT	Oderzo, Italy	FC Barcelona*	
20	Jack Scott		G/F	6-6	220	Sr.	TR	Colorado Springs, Colo.	Hun School	Princeton
13	Cameron Sheffield		G/F	6-6	205	Gr.	1L	Alpharetta, Ga.	Chattahoochee	Rice
15	Ifeanyi Ufochukwu	E-fine oo-foo-CHOO-koo	C	6-11	240	Gr.	TR	Benin City, Nigeria	Covenant Day School	Rice
5	Sebastian Wilkins		G/F	6-8	220	Fr.	HS	Boston, Mass.	Brewster Academy	

* previous team

On-Court Coaching Staff

Name		Position	Years at Duke	Years in Current Position	Alma Mater
Jon Scheyer	SHY-er	Head Coach	13th	4th	Duke '10
Chris Carrawell		Associate Head Coach	8th	5th	Duke '00
Emanuel Dildy		Associate Head Coach	3rd	1st	Eastern Illinois '05
Evan Bradds		Assistant Coach	1st	1st	Belmont '17
Tyler Thornton		Assistant Coach	1st	1st	Duke '14
Jayce McCain		Player Development Specialist	3rd	1st	Cal State San Marcos '23

ROSTER BREAKDOWNS

By Class

Graduate Student (2)	Sheffield, Ufochukwu
Senior (2)	Brown, Scott
Junior (1)	Foster
Sophomore (3)	Evans, Harris, Ngongba
Freshman (5)	Cam. Boozer, Cay. Boozer, Khamenia, Sarr, Wilkins

By Height (AVERAGE HEIGHT: 6-7)

6-11 (2)	Ngongba, Ufochukwu
6-9 (2)	Cam. Boozer, Brown
6-8 (3)	Khamenia, Sarr, Wilkins
6-6 (3)	Evans, Scott, Sheffield
6-5 (2)	Foster, Harris
6-4 (1)	Cay. Boozer

By State

California (1)	Nikolas Khamenia (Los Angeles)
Colorado (1)	Jack Scott (Colorado Springs)
Florida (2)	Cameron Boozer (Miami)
	Cayden Boozer (Miami)
Georgia (1)	Cameron Sheffield (Alpharetta)
Massachusetts (1)	Sebastian Wilkins (Boston)
North Carolina (2)	Caleb Foster (Harrisburg)
	Isaiah Evans (Fayetteville)
Virginia (3)	Maliq Brown (Culpeper)
	Darren Harris (Herndon)
	Patrick Ngongba II (Manassas)
International (2)	Dame Sarr (Oderzo, Italy)
	Ifeanyi Ufochukwu (Benin City, Nigeria)

DUKE QUICK FACTS

University

Founded	1838 as Trinity College
Enrollment (undergraduate)	6,789
President	Dr. Vincent Price (Santa Clara '79)
Vice President/Director of Athletics	Nina King (Notre Dame '00)

Basketball History

Seasons of Basketball	121st in 2025-26
First Season	1905-06
NCAA Tournament Appearances	47
Record	126-42 (.750)
Last Appearance (Round)	2025 (Final Four)
NCAA Final Four Appearances (last)	18 (2025)
National Championships (five)	1991, 1992, 2001, 2010, 2015
NIT Appearances (last)	4 (1981)
ACC Championships (last)	23 (2025)

Cameron Indoor Stadium

Inaugural Game	January 6, 1940
Capacity	9,314
Consecutive Sellouts	542 (Nov. 26, 1990-present)
Undefeated Seasons (Last)	20 (2024-25)

Team Information

2024-25 Record	35-4
Home	17-0
Away	10-1
Neutral	8-3
ACC Record	19-1
Home	10-0
Away	9-1
Finish	1st
Tournament	Champion
AP / USA Today Final Ranking	3 / 3
Starters Returning/Lost (entering 2025-26)	0 / 5
Letterwinners Returning/Lost (entering 2025-26)	6 / 9
Newcomers for 2025-26	7
Freshmen	5
Transfers	2

DUKE RECORD BY STARTING LINEUP

Foster, Evans, Sarr, Cam. Boozer, Ngongba	> 2-0

> Most recent lineup

DUKE BY THE NUMBERS

Seasons of Men's Basketball	121st in 2025-26
Total Games	3,270
Duke all-time record	2,337-933 (.715)
Duke all-time ACC record (regular season only)	738-352 (.677)
Duke record at Cameron Indoor Stadium	979-174 (.849)
ACC Championships	23 (last in 2024-25)
NCAA Tournament Appearances	47 (last in 2024-25)
NIT Postseason Appearances	5 (last in 1980-81)
20+ Win Seasons	59 (last in 2024-25)
30+ Win Seasons	17 (last in 2024-25)
AP Top 10 Finishes	40 (last in 2024-25)
AP No. 1 Finishes	8 (last in 2018-19)
Years Ranked No. 1 in the country (AP only)	25 (last in 2024-25)
Overtime Games	135 (70-65)
Duke 100-Point Games	202 (196-6)
National Players of the Year	16 honors by 12 players (last in 2024-25)
National Defensive Players of the Year	9 honors by 6 players (last in 2005-06)
National Freshman of the Year	9 (last in 2024-25)
All-American Honors	80 (last in 2024-25)
Academic All-American Honors	20 (last in 2015-16)
ACC Players of the Year	19 (last in 2024-25)
ACC Freshmen of the Year	15 (last in 2024-25)
ACC Defensive Players of the Year	5 (last in 2021-22)

CURRENT OPPONENT: ARMY WEST POINT BLACK KNIGHTS

Season Stats	PPG	OPP. PPG	FG%	3FG%	FT%	RPG	APG	BPG	SPG	FOUL
Duke (2-0, 0-0 ACC)	85.0	57.0	.448	.345	.746	44.0	18.0	3.0	7.5	18.5
Army West Point (1-1, 0-0 Patriot)	74.5	66.0	.412	.293	.682	40.5	16.0	1.5	8.0	22.0

NOTES & CONNECTIONS

- Duke visits Army West Point on Veterans Day.
- **Mike Krzyzewski**, 1969 West Point graduate, earned three letters and captained the team as a senior before returning as head coach from 1975-80, compiling a 73-59 record.
- Duke has won all nine meetings with Army West Point since the series returned on Dec. 22, 1996.
- The Blue Devils and Black Knights played seven times between 1932 and 1939, all in New York, with Duke holding a 4-3 edge in those matchups.
- Kevin Kuwik (COO-ick) is in his third season as head coach at Army West Point. With more than 20 seasons of coaching experience, Kuwik spent the 2022-23 season as an assistant coach at Butler under head coach Thad Matta.
- In 2024-25, the Black Knights went 17-16 overall with a 10-8 mark in the Patriot League.
- Army opened the season with a 73-49 home victory over SUNY Maritime, as sophomore Kevin McCarthy scored a game-high 18 points.

THE SERIES

Overall	Duke leads, 13-3
In Durham, N.C.	Duke leads, 8-0
at Cameron Indoor Stadium	Duke leads, 8-0
In West Point, N.Y.	Duke leads, 5-3
at Christl Arena	Duke leads, 1-0
Neutral Sites	N/A
Last Meeting	@Duke 100, Army 58 (Nov. 8, 2024)

ON THIS DATE: NOV. 11

- Duke has a 6-1 record in games played on Nov. 11.
- The Blue Devils have won six straight contests on this date - all played at Cameron Indoor Stadium since 2008.
- Duke's lone setback on this date was in 1999, an 80-79 overtime loss to No. 13 Stanford (Duke was No. 10) at Madison Square Garden.
- The Blue Devils' last Nov. 11 outing was the second game of Jon Scheyer's head coaching tenure, an 84-39 home victory in 2022.
- Duke and Army West Point played on this date in 2018.

SERIES FACTS

Overall Streak	W9
Home Streak	W8
Road Streak	W1
Last Home Win	100-58 (Nov. 8, 2024)
Last Road Win	78-45 (Nov. 16, 1997)
Last Neutral Win	--
Last Home Loss	--
Last Road Loss	27-37 (Feb. 4, 1939)
Last Neutral Loss	--
Largest Winning Margin	62 (100-38, Dec. 22, 1996)
Largest Losing Margin	20 (20-40; Feb. 5, 1938)
Most Points Scored	101 (101-53; Nov. 23, 2002)
Most Points Allowed	73 (93-73; Nov. 30, 2014)
Fewest Points Scored	20 (20-40; Feb. 5, 1938)
Fewest Points Allowed	16 (34-16; Jan. 9, 1935)

NEXT OPPONENT: INDIANA STATE SYCAMORES

Game #4 • Home Game #2 • Friday, Nov. 14 • **Duke vs. Indiana State** • 7 p.m. ET • Durham, N.C. • Cameron Indoor Stadium • TV: ACC Network

Season Stats	PPG	OPP. PPG	FG%	3FG%	FT%	RPG	APG	BPG	SPG	FOUL
Duke (2-0, 0-0 ACC)	85.0	57.0	.448	.345	.746	44.0	18.0	3.0	7.5	18.5
Indiana State (1-1, 0-0 MVC)	90.0	82.5	.516	.271	.709	37.0	20.0	2.5	7.5	17.0

NOTES & CONNECTIONS

- Friday is the first meeting between Duke and Indiana State.
- The Sycamores posted an overall record of 14-18 in 2024-25, including an 8-12 mark in the Missouri Valley Conference.
- In 2023-24, Indiana State amassed a 32-7 overall record - the second-most wins in program history - and won The Valley regular-season title at 17-3 in conference play.
- The 2023-24 Sycamores advanced to the NIT championship game by defeating SMU, Minnesota, Cincinnati and Utah, before falling to Seton Hall.
- Indiana State announced Oct. 20 that head coach Matthew Graves will be taking a leave of absence due to a medical procedure. Associate head coach Mark Slessinger will serve as the Sycamores' acting head coach in Graves' absence.
- Four Sycamores are averaging double figures in scoring.
- Former NAIA All-American Ian Scott tops Indiana State with 18.5 points and 8.5 rebounds per game, shooting 14-of-17 (.824) from the field.
- Senior guard Xavier Hall is averaging 9.0 assists per game.

THE SERIES

Overall	First Meeting
In Durham, N.C.	--
at Cameron Indoor Stadium	--
In Terre Haute, Ind.	--
at Hulman Center	--
Neutral Sites	--
Last Meeting	--

ON THIS DATE: NOV. 14

- Duke is a perfect 10-0 when playing on Nov. 14.
- The Blue Devils last played on this date in 2023, a 74-65 win over No. 18 Michigan State in the Champions Classic in Chicago.
- Duke's last home game on Nov. 14 was an 84-46 triumph over Eastern Michigan in 2018.
- All games previously played on this date involved a Duke team ranked inside the top 10 of the Associated Press poll.

SERIES FACTS

Overall Streak	--
Home Streak	--
Road Streak	--
Last Home Win	--
Last Road Win	--
Last Neutral Win	--
Last Home Loss	--
Last Road Loss	--
Last Neutral Loss	--
Largest Winning Margin	--
Largest Losing Margin	--
Most Points Scored	--
Most Points Allowed	--
Fewest Points Scored	--
Fewest Points Allowed	--

DUKE VERSUS THE ACC

		Overall			Home			Away			Neutral			Unknown Venue			Cameron Indoor			ACC Regular Season			ACC Tournament				
	Membership	W	L	Pct.	W	L	Pct.	W	L	Pct.	W	L	Pct.	W	L	Pct.	W	L	Pct.	W	L	Pct.	W	L	Pct.	Strk	Last 10
Boston College	2005-present	30	3	.909	14	0	1.000	12	2	.857	4	1	.800	-	-	-	14	0	1.000	23	2	.920	3	0	1.000	W10	10-0
California	2024-present	3	2	.600	1	0	1.000	0	1	.000	2	1	.667	-	-	-	1	0	1.000	1	0	1.000	-	-	-	W3	3-2
Clemson	1953-present	115	34	.772	66	4	.943	39	26	.600	10	4	.714	-	-	-	63	4	.940	96	28	.774	7	4	.636	L1	7-3
Florida State	1991-present	45	11	.804	25	2	.926	17	8	.680	2	1	.667	1	0	1.000	25	2	.926	41	10	.804	2	1	.667	W4	9-1
Georgia Tech	1979-present	80	25	.762	39	5	.886	31	17	.646	10	3	.769	-	-	-	39	5	.886	59	18	.766	8	3	.727	W3	8-2
Louisville	2014-present	17	9	.654	5	3	.625	6	4	.600	6	2	.750	-	-	-	5	3	.625	9	5	.643	3	0	1.000	W7	7-3
Miami	2004-present	28	10	.737	13	3	.813	11	7	.611	4	0	1.000	-	-	-	13	3	.813	20	9	.690	4	0	1.000	W4	7-3
North Carolina	1953-present	120	145	.453	57	52	.523	40	65	.381	23	28	.451	-	-	-	48	40	.545	67	77	.465	15	9	.625	W3	6-4
NC State	1953-present	153	105	.593	68	30	.694	49	44	.527	23	19	.548	13	12	.520	55	26	.679	78	51	.605	17	10	.630	W1	6-4
Notre Dame	2013-present	32	8	.800	12	2	.857	9	4	.692	11	2	.846	-	-	-	12	2	.857	11	4	.733	2	2	.500	W5	9-1
Pittsburgh	2013-present	18	9	.667	8	4	.667	8	4	.667	2	1	.667	-	-	-	8	3	.727	11	3	.786	1	0	1.000	W1	8-2
SMU	2024-present	4	1	.800	1	0	1.000	2	0	1.000	1	1	.500	-	-	-	1	0	1.000	1	0	1.000	-	-	-	W2	4-1
Stanford	2024-present	2	2	.500	1	0	1.000	-	-	-	1	2	.333	-	-	-	1	0	1.000	1	0	1.000	-	-	-	W2	2-2
Syracuse	2013-present	17	6	.739	6	2	.750	6	2	.750	5	2	.714	-	-	-	6	2	.750	12	4	.750	2	0	1.000	W10	10-0
Virginia	1953-present	126	54	.700	60	11	.845	44	36	.550	22	6	.786	0	1	.000	55	10	.846	90	36	.714	16	4	.800	W3	7-3
Virginia Tech	2004-present	54	13	.806	24	1	.960	14	9	.609	12	2	.857	4	1	.800	20	1	.952	21	8	.724	2	1	.667	W3	7-3
Wake Forest	1953-present	182	81	.692	83	18	.822	53	42	.558	33	9	.786	13	12	.520	68	16	.810	93	47	.664	14	4	.778	W2	8-2
Totals vs. current members		**1,026**	**518**	**.665**	**483**	**137**	**.779**	**341**	**271**	**.557**	**171**	**84**	**.671**	**31**	**26**	**.544**	**434**	**117**	**.788**								
Maryland	1953-2014	114	63	.644	56	16	.778	41	35	.539	16	10	.615	1	2	.333	54	14	.794	79	41	.658	11	8	.579		
South Carolina	1953-1971	57	20	.740	27	5	.844	14	11	.560	9	3	.750	7	1	.875	21	4	.840	25	9	.735	6	1	.857		
Totals vs. all-time members																				**738**	**352**	**.677**	**113**	**47**	**.706**		

Last Time Out

» Duke men's basketball won its 44th consecutive home opener, defeating Western Carolina, 95-54, Saturday, Nov. 8 at Cameron Indoor Stadium.
» The Blue Devils were led by **Cameron Boozer**, who posted 25 points, eight rebounds and five assists.
» **Cayden Boozer**, **Maliq Brown** and **Patrick Ngongba II** all reached double-figures as well, scoring 14, 10 and 10, respectively.
» Cayden Boozer shared the team lead in assists with five, while also bringing in seven rebounds. Boozer finished the game with a game-high +/- of +32.
» Brown added 10 points, his first double-digit performance as a Blue Devil and 26th in his career.
» Ngongba scored 10 points for the second consecutive game, shooting 4-for-6 from the field, while also securing a season-high seven rebounds.
» **Caleb Foster** scored nine points, distributed four assists and matched his career high with six caroms.
» **Isaiah Evans** posted seven points, fueled by a perfect 5-for-5 day at the free throw line. The sophomore has now made 10 straight from the charity stripe, a new career long.
» Evans set a new career standard with six rebounds and equaled his career-high in steals with two.
» Since the 1965-66 season, the Blue Devils are 60-1 in their first home game of the season.
» Duke registered 21 assists on 30 made shots, while forcing 14 Western Carolina turnovers and limiting the visitors to just nine assisted baskets.
» Duke swept the specialty stats, leading in points off turnovers (21-7), points in the paint (40-28), second-chance points (19-8), fast-break points (20-8) and bench points (42-8).
» Duke's defense held Western Carolina to 54 points. The Catamounts entered the game averaging 63.0 points per game.
» Duke went 25-of-33 (.758) from the free throw line. After averaging 15.2 made free throws last season, so far this season the Blue Devils have made 22 (vs. Texas) and 25 (vs. Western Carolina).
» The Blue Devils have won seven games by at least 40 points under Scheyer.

Season-Opening Win Over Texas

» No. 6 Duke defeated Texas, 75-60, in the Dick Vitale Invitational at Spectrum Center in Charlotte on Tuesday, Nov. 4.
» Freshman **Cameron Boozer** posted a double-double with 15 points and 12 rebounds, while **Isaiah Evans** recorded a career-high 23 points, highlighted by four first-half three-pointers.
» Boozer, who distributed a team-high three assists, finished the first half with zero points and three rebounds before exploding in the second half for all 15 points and nine boards.
» Evans has now made three or more triples 12 times in his Duke career. The Blue Devils are 12-0 in those contests.
» **Patrick Ngongba II** earned his second double-digit point performance of his career, finishing with 10. He had a career-high 12 versus North Carolina on March 14.
» In his first college game, **Dame Sarr** collected eight points, led the team with three steals, and was second on the squad with six boards.
» All nine Blue Devils that played chalked up at least one assist, as Duke distributed 15 dimes on 22 field goals.
» Duke has now won its last 26 season openers. Since 1950, the Blue Devils are 69-7 (.908) in the first game of the season.
» With the victory, Duke is now a combined 104-35 (.748) all-time in 13 current NBA venues, including 12 consecutive victories and a 14-1 record when playing at Spectrum Center.
» Duke held Texas to 60 total points, including just 27 after the half, as the Longhorns made just nine field goals and six free throws after intermission.
» The Blue Devils opened the second half on a 10-0 run over the first 4:52 of action to go from trailing 33-32 at the break to up 42-33.

The 2025-26 Duke Blue Devils

» Entering the 2025-26 campaign under fourth-year head coach **Jon Scheyer**, Duke returns six players from a squad that finished 35-4 overall last season, capturing the program's 23rd ACC Tournament title, 21st ACC regular-season crown and advancing to its 18th Final Four.
» The Blue Devils also welcome the nation's No. 1-ranked recruiting class - the seventh top-ranked recruiting class for Duke since Scheyer joined the coaching staff.
» The Blue Devils are the fourth-tallest team in the country - second among Power-4 programs behind Illinois (79.4") - with an average height of 79.3 inches. (KenPom)
» Duke is one of the youngest teams in the nation with an average of 0.80 years of Division I experience, according to KenPom.com, which ranks 311th out of 365.

Strength of Schedule

» Duke's 2025-26 non-conference lineup features eight opponents that reached the NCAA Tournament a year ago: Texas (Nov. 4; Charlotte, N.C.), Kansas (Nov. 18; New York, N.Y.), Arkansas (Nov. 27; Chicago), Florida (Dec. 2; Durham), Michigan State (Dec. 6; East Lansing, Mich.), Lipscomb (Dec. 16; Durham), Texas Tech (Dec. 20; New York, N.Y.) and Michigan (Feb. 21; Washington, D.C.). Of those teams, five advanced to the Sweet 16, with three reaching the Elite Eight.
» The Blue Devils will play 10 games against teams ranked in ESPN's preseason top 25 - No. 2 Florida, No. 6 Louisville (twice), No. 8 Michigan, No. 11 Texas Tech, No. 12 Arkansas, No. 22 Kansas, No. 24 NC State and No. 25 North Carolina (twice).

AP Poll Streak Extends

» With the release of the *Associated Press* preseason poll on Oct. 13, Duke was ranked No. 6 -- extending a notable streak.
» The Blue Devils have now been ranked in the top 10 at least once in 30 consecutive seasons -- the longest active streak nationally. The next closest program is Kansas, which has held a top-10 ranking at some point in each of the last 20 seasons.
» The No. 6 ranking also marked the 18th consecutive season that the Blue Devils made their debut in the top 10.
» Duke's current run in the AP top-25 poll is 46 consecutive weeks - the fourth-longest active streak. (as of Nov. 10)

Blue Devils Efficient at Both Ends of the Floor

» Duke is the only team ranked in the top-seven nationally in both offensive efficiency (121.6, 7th) and defensive efficiency (93.2, 7th) ratings, according to KenPom.com.
» The 2024-25 Blue Devils achieved the best offensive efficiency rating (130.1) in the history of KenPom (since 1996-97 season).
» Last season, Duke was the only team in the country ranked among the top-five in both offensive (1st) and defensive (5th) adjusted efficiency (KenPom).

Duke's Three-Point Streak

» Duke has connected on at least one 3-pointer in 1,266 straight games, the longest streak nationally.
» It has been more than 35 years since Duke was held without a three-point field goal -- Dec. 30, 1989, versus Hawai'i.

CONSECUTIVE GAMES WITH A 3-POINT FIELD GOAL | ACTIVE

Rk	*School*	*Games*	*Next Game*
1.	**Duke**	**1,266**	**vs. Army West Point (11/11)**
2.	UNLV	1,261	vs. Montana (11/11)
3.	East Tennessee State	1,193	vs. Northern Kentucky (11/12)

Through games played on 11/9 based on available data

The Blue Devils Have Won Nearly 85% of Games at Cameron Indoor Stadium

» Duke has posted an all-time record of 979-174 (.849) at Cameron Indoor Stadium, including a 49-3 (.942) record under head coach **Jon Scheyer** with unblemished home records in 2022-23 (16-0) and 2024-25 (17-0).
» Duke has won more games at its current home venue than any team in college basketball.
» Now in its 87th season as the home of the Blue Devils, Duke has averaged 11.1 wins since the venue opened Jan. 6, 1940 -- a 36-27 win over Princeton.

MOST WINS AT CURRENT HOME VENUE | NCAA

Rk	*Team (Venue)*	*W*	*L*	*Pct.*	*Opened*
1.	**Duke (Cameron Indoor)**	**979**	**174**	**.849**	**1940**
2.	Kansas (Allen Fieldhouse)	876	121	.879	1955
3.	Oklahoma State (Gallagher-Iba)	871	264	.767	1938
	Penn (The Palestra)	871	424	.672	1927
5.	Vanderbilt (Memorial Gym)	825	266	.756	1952
6.	UCLA (Pauley Pavilion)	814	136	.857	1965

Through games played on 11/9 based on available data

Sellout Streak Still Staying Strong

» Duke has sold out 542 consecutive games at Cameron Indoor Stadium. The last time Duke did not have a sellout at home was on Nov. 16, 1990, against Boston College.
» The sellout figure is the longest current streak (by time) in either men's college basketball or the NBA.
» Duke's record at Cameron during the sellout streak is 493-49 (.910).

DUKE ALL-TIME AT CAMERON INDOOR STADIUM

Overall Record	979	174	.849
ACC regular-season games	434	111	.796
Non-conference games	458	41	.917
When ranked in AP Top 25	673	68	.908

All-Access with Coach Jon Scheyer

» The weekly television show, "Duke All-Access with Jon Scheyer," is back for its fourth season in 2025-26.
» The 30-minute show features **Jon Scheyer** and his Blue Devils team. Presented in magazine format and produced by John Roth, the show also includes informative player features and behind-the-scenes access to the Duke program.

Scheyer Breaks ACC Record, Ties Division I Record for Most Victories in First Three Seasons

» Entering his fourth season as Duke men's basketball head coach, **Jon Scheyer** guided the 2024-25 Blue Devils to one of the most dominant seasons in program history and the school's 18th Final Four appearance, becoming the youngest head coach to reach the Final Four since 2011.
» Scheyer achieved a record of 89-22 for a winning percentage of .802 in his first three seasons as head coach.
» Scheyer's 89 victories exceed the standard set by Bill Guthridge (80, North Carolina, 1997-2000) for the most wins by an ACC coach in their first three seasons.
» Scheyer's 89 victories ties Brad Underwood and Brad Stevens for the most wins in the first three seasons as a Division I men's basketball head coach.
» Scheyer became the first coach in conference history to win two ACC Tournament championships in his first three seasons as a head coach.
» Scheyer, one of four finalists for the Naismith Coach of the Year award, was honored as the recipient of the 2024-25 John McLendon National Coach of the Year Award (presented by College Insider) and was named NABC South Atlantic District Coach of the Year.
» He also became the youngest head coach to reach the Final Four since 2011.
» Scheyer chalked up the most victories by any Duke head coach in their first 100 games, posting 79 victories, which tops Vic Bubas's 76.
» Under Scheyer, Duke posted a 35-4 overall record in 2024-25, joining a rare group as only the sixth team in school history to notch at least 35 wins and the first in a decade to do so. The Blue Devils also captured both the ACC regular-season title (19-1) and the ACC Tournament championship – the 21st and 23rd such titles in program history, respectively – marking Scheyer's second ACC Tournament crown in three years, a first in conference history for a head coach in their opening three seasons.
» Ranked inside the AP Top 25 throughout the 2024-25 campaign, Duke spent two weeks at No. 1 and finished the season No. 3 in the final poll, marking the 41st top-10 finish in school history. The Blue Devils closed the year by winning 31 of their final 33 games, riding impressive win streaks of 16 and 15 games, and storming through the NCAA Tournament with an 86.80 points-per-game average – the second-highest by a Duke team in tournament history (min. five games), behind only the 2001 national champions.
» Scheyer's Blue Devils were a statistical powerhouse, leading the nation in scoring margin (+20.5) and becoming the first team in ACC history to lead the conference in both scoring offense (83.2) and scoring defense (62.8).
» Duke also tallied 394 made three-pointers, the second-most in program history, while becoming the only Division I team to both average over 80 points per game (83.2) and allow fewer than 63 (62.8).
» The Blue Devils achieved a KenPom net rating of 39.29, the second-highest in the site's history since 1996-97 – trailing only the 1998-99 Duke squad (43.01).
» The Northbrook, Illinois, native has been integral in the recruiting and development of several young Duke stars since joining the staff in 2013-14, and as head coach has landed the nation's No. 1-ranked recruiting class three times (2022, 2024, 2025) and a No. 2-ranked recruiting class (2023).
» Duke has signed a top-three recruiting class per ESPN in every season since Scheyer joined the staff, including the No. 1 class seven times in 12 seasons (2014, 2015, 2017, 2018, 2022, 2024, 2025).

MOST WINS IN FIRST 3 SEASONS AS HEAD COACH
Head Coach - Record (Division I - Men's)

Jon Scheyer	**89**
Brad Underwood	89
Brad Stevens	89
Tommy Lloyd	88

MOST WINS IN FIRST 100 GAMES AS DUKE COACH
Head Coach (First Season) - Record

Jon Scheyer (2022-23)	**79-21**
Vic Bubas (1959-60)	76-24
Harold Bradley (1950-51)	70-30
Eddie Cameron (1928-29)	70-30
Gerry Gerard (1942-43)	66-34

Duke Single-Season Records
BEST FG% DEFENSE (since 1960)

1.	**2024-25**	**.384**
2.	2004-05	.390
3.	1998-99	.391
4.	2018-19	.398
5.	2009-10	.401

DUKE'S ESPN.COM RECRUITING CLASS RANKINGS

2009	9
2010	6
2011	2
2012	12
2013	15
2014	››› 1
2015	1
2016	2
2017	1
2018	1
2019	2
2020	2
2021	3
2022	1
2023	2
2024	1
2025	**1**

››› Scheyer's first season on staff

Incoming Freshman Class Ranked No. 1 Nationally -- Duke's 12th Consecutive Top-3 Class

» Duke's 2025 recruiting class, under the leadership of head coach **Jon Scheyer,** was recognized as the nation's No. 1 class.
» The top-ranked class marks the fourth consecutive top-two class for Scheyer, after inking the top class for 2022 and 2024, and the second-ranked group in 2023.
» During Scheyer's tenure on Duke's coaching staff, the program has signed a top-three class in each of the last 12 seasons.
» With the top-ranked class in 2025, Scheyer has been involved with recruiting a No. 1 class to Durham for the seventh time in the last 12 years.
» The five-player class is led by No. 3 overall prospect **Cameron Boozer** (Columbus HS, Miami, Fla.), followed by No. 15 **Nikolas Khamenia** (Harvard-Westlake HS, Los Angeles, Calif.), No. 16 **Cayden Boozer** (Columbus HS, Miami, Fla.) and No. 25 **Sebastian Wilkins** (Brewster Academy, Boston, Mass.), along with the addition of **Dame Sarr** (FC Barcelona, Oderzo, Italy).

Duke Adds Three More McDonald's All-Americans

» Following the announcement of the 2025 McDonald's All-American Game rosters, Duke has signed 95 McDonald's All-Americans all-time -- the most of any NCAA program.
» The Blue Devils' most recent selections are **Cameron Boozer**, **Cayden Boozer** and **Nikolas Khamenia**.
» Duke has added at least one McDonald's All-American in 41 consecutive years.

MOST MCDONALD'S ALL-AMERICANS SIGNED

1.	**Duke**	**95**
2.	North Carolina	77
3.	Kentucky	71

› through 2025 class

NBA Champion Jayson Tatum Named Chief Basketball Officer

» Duke men's basketball head coach **Jon Scheyer** announced Tuesday the creation of a groundbreaking new opportunity within the men's basketball program and within college basketball — Chief Basketball Officer. NBA Champion and former Blue Devil standout **Jayson Tatum** has been named to this first-of-its-kind responsibility.
» As Chief Basketball Officer, Tatum will volunteer his time as a special advisor to Scheyer and the Duke program, bringing championship-level insight and professional basketball experience to player development, leadership, and life as an elite athlete. Tatum, who starred for the Blue Devils in 2016-17 before launching a decorated NBA career, will leverage the lessons he first learned in Durham to help prepare current Blue Devils for success both on and off the court.
» The creation of the Chief Basketball Officer signals a bold and innovative step in college basketball. It underscores Duke's deep connection to the NBA while affirming Scheyer's vision for a program that not only develops champions in college, but also prepares players for life and success at the game's highest level. By embedding a player of Tatum's caliber directly into the program, Duke is redefining how alumni can actively shape the future of student-athletes.
» The appointment of Tatum as Chief Basketball Officer further reinforces the power of The Brotherhood — Duke's lifelong network of players, coaches, and alumni — and illustrates how Scheyer is reimagining the college basketball model. For current student-athletes, it offers a rare and invaluable opportunity: direct access to the mindset, standards, and habits required to excel at the game's highest level.

NBA Season Begins with 24 Blue Devils on Opening Day Rosters

» When the NBA season began on Oct. 21, Duke had 24 members of The Brotherhood on opening-day rosters.
» The list was compiled from the NBA's official opening-day rosters (including two-way and inactive lists) and includes any Blue Devil that played and finished their college basketball careers at Duke.
» The Blue Devils have players at a total of 14 different franchises, including trios in Charlotte (**Sion James**, **Kon Knueppel** and **Mason Plumlee**), Dallas (**Cooper Flagg**, **Kyrie Irving** and **Dereck Lively II**), Orlando (**Paolo Banchero**, **Wendell Carter Jr.** and **Tyus Jones**) and Phoenix (**Grayson Allen**, **Khaman Maluach** and **Mark Williams**) along with duos in Atlanta (**Jalen Johnson** and **Luke Kennard**) and Toronto (**RJ Barrett** and **Brandon Ingram**).
» **Tyrese Proctor** (Cleveland) rounds out Duke's starting five from the 2024-25 Duke roster, with all five making their respective franchises' roster. **Tre Jones** (Chicago) is scheduled to matchup against his brother, Tyus, four times during the regular season. **Jayson Tatum**, recently announced as Duke's Chief Basketball Officer, continues to rehab from his injury suffered during the 2025 NBA Playoffs. In New Orleans, **Zion Williamson** enters his seventh season in the league, while **Gary Trent Jr.** (Milwaukee) and **Marvin Bagley III** (Washington) are each entering their eighth seasons. Former teammates and 2024 NBA Draft picks, **Kyle Filipowski** (Utah) and **Jared McCain** (Philadelphia) are each gearing up for their second year in the NBA.
» Duke's two dozen NBA players also join a long list of former players, coaches, managers and Duke graduates that serve on NBA coaching staffs or in front office roles for 17 of league's 30 teams, and for the league office. That includes former Hall of Fame head coach **Mike Krzyzewski**, who joined the NBA in the summer of 2024 as a special advisor, 1984 Duke graduate **Adam Silver** (NBA Commissioner), **Grant Hill** (part owner of the Atlanta Hawks), **Elton Brand** (General Manager of the Philadelphia 76ers), **Trajan Landon** (President of Basketball Operations of the Detroit Pistons), **Mike Dunleavy** (General Manager of the Golden State Warriors), **Quin Snyder** (Head Coach of the Atlanta Hawks) and **JJ Redick** (Head Coach of the Los Angeles Lakers).

BLUE DEVILS IN THE NBA

Grayson Allen - Phoenix
Marvin Bagley III - Washington
Paolo Banchero - Orlando
RJ Barrett - Toronto
Wendell Carter Jr. - Orlando
Kyle Filipowski - Utah
Cooper Flagg - Dallas
Brandon Ingram - Toronto
Kyrie Irving - Dallas
Sion James - Charlotte
Jalen Johnson - Atlanta
Tre Jones - Chicago
Tyus Jones - Orlando
Luke Kennard - Atlanta
Kon Knueppel - Charlotte
Dereck Lively II - Dallas
Khaman Maluach - Phoenix
Jared McCain - Philadelphia
Mason Plumlee - Charlotte
Tyrese Proctor - Cleveland
Jayson Tatum - Boston
Gary Trent Jr. - Milwaukee
Mark Williams - Phoenix
Zion Williamson - New Orleans

HEAD COACH JON SCHEYER

BIO

Former Duke All-American and two-time team captain Jon Scheyer is the 20th head coach in Duke University's storied basketball history. He was named to the position on June 4, 2021, succeeding Hall of Fame head coach Mike Krzyzewski.

Scheyer, who enters his fourth season as head coach in 2025-26, has vast experience on the Duke bench, having served on Krzyzewski's staff since the 2013-14 season. His previous roles with the Blue Devils include special assistant, assistant coach and the previous three years as associate head coach. Scheyer and Duke agreed to a new contract in October of 2025, extending him through the 2030-31 season.

The 35-year-old Scheyer was among the youngest head coaches in Division-I men's basketball, and the youngest at a power conference institution. He was named to *The Athletic*'s 40 Under 40 in college sports in 2022, and was previously touted as one of the best assistant coaches in college basketball.

In his first three seasons as head coach, Scheyer led the Blue Devils to two ACC Tournament titles and three NCAA Tournament appearances, including trips to the Elite Eight and Final Four.

As a player, Scheyer sparked the Blue Devils to two ACC championships and the 2010 NCAA title as a player from 2007- 10. In his time on the coaching staff, he has helped Duke compile a 272-80 (.773) record, a national championship (2015), two Final Fours (2015, 2022) and three ACC Tournament crowns (2017, 2019, 2023).

The Northbrook, Illinois, native has been integral in the recruiting and development of several young Duke stars since joining the staff, and landed the nation's No. 1-ranked recruiting class in 2022, 2024 and 2025, and No. 2-ranked class for 2023.

Duke has signed a top-three recruiting class per ESPN in every season since Scheyer joined the staff, including the No. 1 class seven times in 12 seasons (2014, 2015, 2017, 2018, 2022, 2024, 2025).

CLICK HERE FOR COACH SCHEYER'S FULL BIO

SCHEYER QUICK FACTS

Born	August 24, 1987
High School	Glenbrook North, Northbrook, Illinois
College Career	Four-year letterman, Duke, 2007-2010
College Degree	B.A., History, Duke, 2010
College Honors	Co-captain, 2009, 2010
	Consensus Second Team All-America, 2010
	All-NCAA Final Four Team, 2010
	First Team All-ACC, 2010
	NCAA Tournament All-South Region, 2010
	ACC Tournament MVP, 2009
	All-Preseason NIT, 2009
	First Team ACC All-Tournament, 2009, 2010
Coaching Career	Special Assistant, Duke, 2013-14
	Assistant Coach, Duke, 2014-18
	Associate Head Coach, Duke, 2018-22
	Head Coach, Duke, 2022-present
Family	Wife, Marcelle (married May 2017)
	Children, Noa (born January 2018)
	Jett (born August 2019)
	James (born May 2022)

SCHEYER BY THE NUMBERS

28.1	Average number of wins per season while at Duke
.787	Career winning percentage as coach and player
12	Top-3 recruiting classes in 12 years on staff
6	ACC Tournament titles (2009, 2010, 2017, 2019, 2023, 2025)
2	National Championships (2010, 2015)
31	All-ACC selections coached (13 First Team picks)
13	All-Americans coached (6 consensus First Team picks)
16	Major ACC award winners coached (5 Players of the Year)
35	NBA Draft picks coached (3 overall No. 1 picks)

"I've said many times that Jon Scheyer is one of the smartest coaches in the country. He showed that repeatedly as a member of our staff the past eight seasons. He is ready for this amazing opportunity and clearly recognizes the significance of the position in which he finds himself. He understands the unique culture of Duke Basketball and he and his staff will carry it forward in an ever-changing college athletics environment. Jon is a rising star in the profession and Duke could not be in better hands moving forward." **-- MIKE KRZYZEWSKI**

JON SCHEYER YEAR-BY-YEAR AT DUKE

Playing Career		*Overall*	*ACC*	*ACC Tournament*	*NCAA Tournament*
2006-07	Freshman Guard	22-11	8-8 (T6th)	First Rd (0-1)	NCAA First Rd (0-1)
2007-08	Sophomore Guard	28-6	13-3 (2nd)	Semifinals (1-1)	NCAA Second Rd (1-1)
2008-09	Junior Guard	30-7	11-5 (T2nd)	Champion (3-0)	NCAA Sweet 16 (2-1)
2009-10	Senior Guard	35-5	13-3 (T1st)	Champion (3-0)	NCAA Champion (6-0)
Career		**115-29 (.799)**	**45-19 (.703)**	**7-2 (.778)**	**9-3 (.750)**
Coaching Career		*Overall*	*ACC*	*ACC Tournament*	*NCAA Tournament*
2013-14	Special Assistant	26-9	13-5 (3rd)	Finals (2-1)	NCAA First Rd (0-1)
2014-15	Assistant Coach	35-4	15-3 (2nd)	Semifinals (1-1)	NCAA Champion (6-0)
2015-16	Assistant Coach	25-11	11-7 (T5th)	Quarterfinals (1-1)	NCAA Sweet 16 (2-1)
2016-17	Assistant Coach	28-9	11-7 (T5th)	Champion (4-0)	NCAA Second Rd (1-1)
2017-18	Assistant Coach	29-8	13-5 (2nd)	Semifinals (1-1)	NCAA Elite Eight (3-1)
2018-19	Associate Head Coach	32-6	14-4 (3rd)	Champion (3-0)	NCAA Elite Eight (3-1)
2019-20	Associate Head Coach	25-6	15-5 (4th)	Quarterfinals (0-0)*	--*
2020-21	Associate Head Coach	13-11	9-9 (10th)	Quarterfinals (2-0)**	--
2021-22	Associate Head Coach	32-7	16-4 (1st)	Finals (2-1)	NCAA Semifinals (4-1)
2022-23	Head Coach	27-9	14-6 (4th)	Champion (3-0)	NCAA Second Rd (1-1)
2023-24	Head Coach	27-9	15-5 (2nd)	Quarterfinals (0-1)	NCAA Elite Eight (3-1)
2024-25	Head Coach	35-4	19-1 (1st)	Champion (3-0)	NCAA Semifinals (4-1)
2025-26	Head Coach	2-0	--	--	--
Head Coach Totals		**91-22 (.805)**	**48-12 (.800)**	**6-1 (.857)**	**8-3 (.727)**
Overall Coaching Totals		**336-93 (.783)**	**165-61 (.730)**	**22-6 (.786)**	**27-9 (.750)**

** Postseason canceled by COVID-19 pandemic; **-Season ended by Duke's COVID protocols*

CAREER RECORD

Overall Record	91-22
ACC Record (regular season & tournament)	54-13
Home	49-3
Road	21-11
Neutral	21-8
vs. AP Top 25	12-10

SCHEYER'S DUKE CAREER STATS

	GP-GS	*Min*	*FG*	*Pct*	*3FG*	*Pct*	*FT*	*Pct*	*Reb*	*Avg*	*PF*	*Ast*	*Turn*	*Blk*	*Stl*	*Pts*	*Avg*
2006-07	33-32	1,112	113-284	.398	61-167	.365	115-136	.846	110	3.3	57	61	52	5	39	402	12.2
2007-08	34-1	963	115-259	.444	47-121	.388	120-135	.889	134	3.9	56	83	37	9	46	397	11.7
2008-09	37-35	1,214	146-368	.397	79-205	.385	179-214	.836	134	3.6	62	102	57	6	58	550	14.9
2009-10	40-40	1,470	212-531	.399	110-287	.383	194-221	.878	144	3.6	54	194	65	10	65	728	18.2
Total	**144-108**	**4,759**	**586-1,442**	**.406**	**297-780**	**.381**	**608-706**	**.861**	**522**	**3.6**	**229**	**440**	**211**	**30**	**208**	**2,077**	**14.4**

2024-25 IN REVIEW

SEASON SUMMARY

- The 2024-25 Blue Devils achieved a 35-4 overall record as one of six Duke teams to win at least 35 games in a season, and the first to do so in 10 years.
- Duke made its 18th Final Four appearance - tied for second-most all time - with Scheyer becoming the youngest head coach in the Final Four since 2011 (Brad Stevens, Butler).
- Duke secured the East Region title with top-25 victories over No. 21 Arizona (100-93) and No. 7 Alabama (85-65) in Newark, N.J., advancing to the Final Four at the Alamodome in San Antonio.
- Duke achieved the second-highest net rating (39.29) and best offensive efficiency rating (130.1) in the history of KenPom (since 1996-97 season). Only the 1998-99 Duke Blue Devils achieved a higher net rating (43.01).
- Duke tallied a 19-1 conference record to capture the school's 21st ACC regular-season title.
- The Blue Devils captured the ACC Tournament championship for the 23rd time in program history and the second time under third-year head coach Jon Scheyer.
- Duke was ranked inside the top 25 for the entirety of the 2024-25 season, including two weeks at No. 1 and concluding at No. 3 in the final Associated Press poll - the 41st time Duke has finished in the top 10.
- The Blue Devils won 31 of their last 33 games, including win streaks of 16 and 15 consecutive victories.
- Duke led the nation in scoring margin (+20.5) and ranked third in the country in assist-to-turnover ratio (+1.82), fourth in field goal percentage defense (.384), fifth in effective field goal percentage (.579), seventh in field goal percentage (.493), seventh in scoring defense (62.8), eighth in turnovers per game (9.3), 10th in free throw percentage (.790), 11th in scoring offense (83.2), 11th in three-point percentage (.386), 13th in rebound margin (+7.2), 17th in assists per game (17.0) and 21st in three-pointers per game (10.1) - all top marks in the ACC.
- Duke became the first team in ACC history to lead the conference in both scoring offense (83.2) and scoring defense (62.8).
- Duke was the only team in the country ranked among the top-five in both offensive (1st) and defensive (5th) adjusted efficiency, according to KenPom.
- Duke was the only Division I team to score 80 points or more per game (83.2) and hold its opponents to fewer than 63 points per game (62.8).
- The 2024-25 Blue Devils tallied the best assist-to-turnover ratio (1.82) in program history and posted the best field goal percentage defense (.384) by any Duke squad since 1960.
- Scheyer's 89 career victories tied with Brad Underwood and Brad Stevens for the most wins among Division I head coaches in their first three seasons.
- Scheyer, who received the 2024-25 John McLendon National Coach of the Year Award, is the first coach in conference history to win two ACC Tournament championships in his first three seasons as a head coach.
- Cooper Flagg was named National Player of the Year by five of the six organizations recognized by the NCAA, taking home the honor from the United State Basketball Writers Associated (USBWA), National Association of Basketball Coaches (NABC), the Associated Press (AP), Wooden and Naismith.
- Flagg swept the ACC Player and Rookie of the Year awards and became Duke's first consensus First Team All-American since 2019.
- Flagg became the first Blue Devil to lead the team in all five major statistical categories - scoring (19.2), rebounding (7.5), assists (4.2), steals (1.4) and blocks (1.4).
- Kon Knueppel was named ACC Tournament MVP, averaging 21 points per game in Duke's three games in Charlotte, while shooting 18-of-37 (.486) from the field.
- All five Duke starters were selected in the 2025 NBA Draft with Cooper Flagg picked No. 1, Kon Knueppel at No. 4 and Khaman Maluach at No. 10, with Sion James and Tyrese Procter chosen in the second round.

CURRENT STREAKS

Overall	Won 2
Unranked teams anywhere	Won 14
Ranked teams anywhere	Lost 1
Home	Won 18
Home ACC	Won 10
Home non-conference	Won 14
Home unranked non-conference	Won 32
Home ranked teams	Won 1
Home unranked teams	Won 22
Road	Won 3
Road ACC	Won 3
Road ranked teams	Won 1
Road unranked teams	Won 3
Neutral	Won 1
Neutral ranked teams	Lost 1
Neutral unranked teams	Won 6

Consecutive Made Free Throws	*Career Long**	*Season Long*	*Active*
Isaiah Evans	10	10	10
Cameron Boozer	7	7	5
Patrick Ngongba II	7	4	4
Cayden Boozer	4	4	4
Darren Harris	3	3	3
Maliq Brown	2	1	1
Dame Sarr	3	3	--
Nikolas Khamenia	2	2	--
Caleb Foster	10	--	--

**Duke career only*

Consecutive Games Played with 3-Point Field Goal	*Career Long*	*Season Long*	*Active*
Caleb Foster	6	2	2
Nikolas Khamenia	2	2	2
Isaiah Evans	5	--	--
Darren Harris	2	--	--
Cameron Sheffield	> 8	--	--
Maliq Brown	> 2	--	--

> includes previous school

Games Played	*2025-26*	*Career*
Maliq Brown	2 (2-0)	> 89 (59-30)
Caleb Foster	2 (2-0)	67 (57-10)
Isaiah Evans	2 (2-0)	38 (36-2)
Patrick Ngongba II	2 (2-0)	32 (30-2)
Darren Harris	2 (2-0)	23 (23-0)
Cameron Boozer	2 (2-0)	2 (2-0)
Cayden Boozer	2 (2-0)	2 (2-0)
Nikolas Khamenia	2 (2-0)	2 (2-0)
Dame Sarr	2 (2-0)	2 (2-0)
Cameron Sheffield	1 (1-0)	> 109 (64-45)
Jack Scott	1 (1-0)	> 68 (49-19)
Ifeanyi Ufochukwu	1 (1-0)	> 26 (11-15)

> includes previous school
Record in such games in ( )

Starts	*Consecutive*	*Career*
Caleb Foster	2	24 (20-4)
Isaiah Evans	2	5 (5-0)
Cameron Boozer	2	2 (2-0)
Patrick Ngongba II	2	2 (2-0)
Dame Sarr	2	2 (2-0)
Cameron Sheffield	--	> 55 (28-27)
Maliq Brown	--	> 25 (13-12)
Jack Scott	--	> 4 (2-2)

> includes previous school
Record in such games in ( )

SEASON / CAREER TOTALS

Double Figure Scoring Games	*2025-26*	*Career*
Patrick Ngongba II	2 (2-0)	3 (3-0)
Cameron Boozer	2 (2-0)	2 (2-0)
Maliq Brown	1 (1-0)	> 26 (19-7)
Isaiah Evans	1 (1-0)	11 (11-0)
Cayden Boozer	1 (1-0)	1 (1-0)
Cameron Sheffield	--	> 17 (8-9)
Caleb Foster	--	16 (14-2)
Jack Scott	--	> 2 (1-1)

20+ Point Games		
Cameron Boozer	1 (1-0)	1 (1-0)
Isaiah Evans	1 (1-0)	1 (1-0)
Maliq Brown	--	> 1 (0-1)

30+ Point Games		
--	--	--

10+ Rebound Games		
Cameron Boozer	1 (1-0)	1 (1-0)
Maliq Brown	--	> 9 (6-3)
Cameron Sheffield	--	> 7 (4-3)
Jack Scott	--	> 1 (1-0)

Double-Doubles		
Cameron Boozer	1 (1-0)	1 (1-0)
Maliq Brown	--	> 6 (4-2)
Cameron Sheffield	--	> 1 (1-0)

20-10 Games

--

3+ Steal Games		
Dame Sarr	1 (1-0)	1 (1-0)
Maliq Brown	--	> 16 (13-3)
Caleb Foster	--	1 (0-1)
Jack Scott	--	> 1 (0-1)

3+ Three-Point Field Goal Games		
Isaiah Evans	1 (1-0)	12 (12-0)
Cameron Boozer	1 (1-0)	1 (1-0)
Caleb Foster	--	5 (4-1)
Cameron Sheffield	--	> 7 (4-3)

Scoring Leaders		
Isaiah Evans	1	4 (4-0)
Cameron Boozer	1	1 (1-0)
Caleb Foster	--	2 (2-0)

Rebounding Leaders		
Cameron Boozer	2	2 (2-0)
Maliq Brown	--	3 (3-0)
Patrick Ngongba II	--	1 (1-0)
Caleb Foster	--	1 (0-1)

Assist Leaders		
Cameron Boozer	2	2 (2-0)
Cayden Boozer	1	1 (1-0)
Caleb Foster	--	6 (5-1)

Record in such games in ( ) *> includes previous school*

HONORS & AWARDS

Cameron Boozer

Preseason ACC Rookie of the Year
Preseason All-ACC First Team
Preseason All-America First Team (Sports Illustrated)
Preseason All-America Second Team (Blue Ribbon)
NABC Division I Player of the Year -- Preseason Watch List
Karl Malone Power Forward of the Year -- Preseason Watch List
Oscar Robertson Trophy -- Preseason Watch List
Naismith Trophy -- Preseason Watch List

Isaiah Evans

Preseason All-ACC Second Team
Jerry West Shooting Guard of the Year -- Preseason Watch List
Naismith Trophy -- Preseason Watch List

Patrick Ngongba II

Kareem Abdul-Jabbar Center of the Year -- Preseason Watch List

Dame Sarr

Julius Erving Small Forward of the Year -- Preseason Watch List

CAREER DOUBLE-DOUBLES (BY DATE)

Player (No.)	*Date*	*Opponent*	*Pts*	*R/A/B/S*
@Cameron Sheffield (1)	12/31/22	UTEP	11	16
@Maliq Brown (1)	1/11/23	Virginia Tech	11	12
@Maliq Brown (2)	12/21/23	Niagara	15	10
@Maliq Brown (3)	1/20/24	Miami (FL)	10	11
@Maliq Brown (4)	3/2/24	Louisville	10	10
@Maliq Brown (5)	3/5/24	Clemson	12	11
@Maliq Brown (6)	3/13/24	NC State	11	12
Cameron Boozer (1)	**11/4/25**	**Texas**	**15**	**12**

bold - *this season*
@ while playing at prior school
Double-doubles are points-rebounds, unless noted

DUKE IN THE ASSOCIATED PRESS POLL

DUKE'S AP POLL HISTORY

Total Polls Ranked	916 (70%)
Top 10 Rankings	752 (58%)
Top 5 Rankings	451 (35%)
No. 1 Rankings	147 (11%)
Longest Consecutive Polls Ranked	200[1]
Current Streak	46

[1] - Duke was ranked in 200 consecutive polls from 1997-2007, the third-longest streak in college basketball history.

YEARS RANKED

Total Years	65
Consecutive Years	43
Current Streak	43

FINAL POLL

Total Polls	53 (68%)
Top 10	41 (53%)
Top 5	18 (23%)
High Rank	1 (eight times)

NO. 1 RANKING

Total Weeks	147
Most No. 1 Weeks in Succession	18 (1992)

DUKE IN THE POLLS

Date	*AP*	*Coaches*
Preseason	6	5
Week 2	4	4
Week 3		
Week 4		
Week 5		
Week 6		
Week 7		
Week 8		
Week 9		
Week 10		
Week 11		
Week 12		
Week 13		
Week 14		
Week 15		
Week 16		
Week 17		
Week 18		
Week 19		
Week 20		
Final		

DUKE IN TOP 10 / TOP 25 CHARTS

CONSECUTIVE WEEKS IN AP TOP 25 RANKINGS | ALL-TIME

1.	Kansas	231 (2009-21)
2.	UCLA	221 (1967-80)
3.	**Duke**	**200 (1997-07)**
4.	North Carolina	172 (1991-2000)
5.	North Carolina	171 (1973-83)
6.	**Duke**	**167 (2008-16)**
7.	Marquette	166 (1970-80)
8.	Kentucky	164 (1991-00)
9.	Kansas	145 (1991-99)
10.	**Duke**	**143 (1987-95)**

» ***The Blue Devils have been in 531 of the last 552 polls***

CONSECUTIVE AP TOP-10 RANKINGS | ACC

1.	**Duke**	**122 (11/26/07-1/6/14)**
2.	**Duke**	**75 (12/26/61-12/6/66)**
3.	**Duke**	**69 (1/22/91-12/26/94)**
4.	Maryland	68 (11/25/72-3/2/76)
5.	**Duke**	**67 (12/20/99-3/3/03)**

CONSECUTIVE AP TOP-10 RANKINGS | NCAA

1.	UCLA	155 (11/15/66-1/20/76)
2.	**Duke**	**122 (11/26/07-1/6/14)**
3.	Kentucky	91 (3/14/94-2/15/99)
4.	Gonzaga	84 (2/12/18-11/28/22)
5.	Kansas	76 (11/21/94-12/7/98)
6.	**Duke**	**75 (12/26/61-12/6/66)**
7.	**Duke**	**69 (1/22/91-12/26/94)**
8.	Maryland	68 (11/25/72-3/2/76)
9.	**Duke**	**67 (12/20/99-3/3/03)**
10.	Marquette	66 (2/17/70-2/26/74)

All charts through Nov. 10, 2025

TOP 25 FACTS & RECORDS

Rank	*Total Weeks Ranked*	*Last Time*	*Games*	*Record as Rank*	*Pct.*	*Record vs. Rank*	*Pct.*
No. 1	147	3/17/2025	292	250-42	.856	10-22	.313
No. 2	95	3/3/2025	175	150-25	.857	20-29	.408
No. 3	80	4/8/2025	154	127-27	.825	17-24	.415
No. 4	**64**	**11/10/2025**	**117**	**99-18**	**.846**	13-20	.394
No. 5	65	12/16/2024	133	102-31	.767	12-22	.353
No. 6	75	10/13/2025	159	124-35	.780	18-11	.621
No. 7	71	10/14/2024	141	105-36	.745	19-17	.528
No. 8	60	2/19/2024	105	85-20	.810	12-22	.353
No. 9	52	12/2/2024	104	82-22	.788	15-16	.484
No. 10	44	2/26/2024	60	44-16	.733	13-7	.650
No. 11	21	11/25/2024	36	25-11	.694	17-14	.548
No. 12	20	11/18/2024	35	28-7	.800	15-7	.682
No. 13	16	3/18/2024	36	31-5	.861	20-10	.667
No. 14	17	1/1/2024	34	26-8	.765	20-8	.714
No. 15	14	12/5/2022	28	22-6	.786	14-9	.609
No. 16	14	12/25/2023	24	13-11	.542	11-6	.647
No. 17	19	12/26/2022	34	22-12	.647	15-10	.600
No. 18	11	2/6/2017	21	14-7	.667	11-10	.524
No. 19	11	1/11/2021	19	9-10	.474	13-8	.619
No. 20	9	12/28/2020	12	10-2	.833	11-13	.458
No. 21	8	12/18/2023	13	12-1	.923	9-2	.818
No. 22	1	12/4/2023	1	1-0	1.000	7-3	.700
No. 23	1	1/13/2014	2	2-0	1.000	9-2	.818
No. 24	2	1/9/2023	3	1-2	.333	8-3	.727
No. 25	0	Never	-	0-0	.000	4-1	.800
Totals	**916**	**11/10/2025**	**1,739**	**1,385-354**	**.796**	**333-295**	**.530**

DUKE AT NO. 1 CHARTS

END OF SEASON NO. 1 RANKINGS | ALL-TIME

1.	Kentucky	10
2.	**Duke**	**8**
	UCLA	8
4.	North Carolina	6
5.	Kansas	4
	Ohio State	4

END OF SEASON NO. 1 RANKINGS | SINCE 1986

1.	**Duke**	**8**
2.	Kansas	4
3.	Kentucky	3
	North Carolina	3
	Gonzaga	3
6.	Ohio State	2
	UNLV	2

WEEKS RANKED NO. 1 | ALL-TIME

1.	**Duke**	**147**
2.	UCLA	134
3.	Kentucky	125
4.	North Carolina	113
5.	Kansas	81
6.	Indiana	54
7.	Cincinnati	45
8.	Gonzaga	42
9.	Arizona	39
10.	Connecticut	37
	Ohio State	37

WEEKS RANKED NO. 1 | ACC SCHOOLS

1.	**Duke**	**147**
2.	North Carolina	113
3.	Virginia	17
4.	NC State	13
5.	Syracuse*	3
	Wake Forest	3
7.	Louisville*	2
8.	Georgia Tech	1

** as ACC member*

WEEKS RANKED NO. 1 | SINCE 1985 (NCAA TOURNEY EXPANSION)

1.	**Duke**	**129**
2.	Kansas	72
	North Carolina	72
4.	Kentucky	48
5.	Gonzaga	42

WEEKS RANKED NO. 1 | SINCE 2001 (THIS CENTURY)

1.	**Duke**	**76**
2.	Kansas	46
3.	Gonzaga	42
4.	Kentucky	38
5.	North Carolina	34

GAMES RANKED NO. 1 | ALL-TIME (SINCE 1949)

1.	**Duke**	**291 (250-41)**
2.	UCLA	257 (242-15)
3.	Kentucky	233 (203-30)
4.	North Carolina	223 (190-33)
5.	Kansas	139 (117-22)
6.	Indiana	98 (88-10)
7.	Cincinnati	79 (71-8)
8.	Ohio State	77 (71-6)
9.	Gonzaga	74 (66-8)
10.	UNLV	72 (66-6)

GAMES RANKED NO. 1 | SINCE 1998

1.	**Duke**	**189 (160-29)**
2.	North Carolina	84 (71-13)
3.	Kentucky	81 (72-9)
4.	Kansas	78 (66-12)
5.	Gonzaga	74 (66-8)
6.	Connecticut	52 (43-9)
7.	Arizona	39 (33-6)
8.	Villanova	34 (28-6)
9.	Florida	32 (26-6)
	Illinois	32 (30-2)

CONSECUTIVE SEASONS RANKED NO. 1 | NCAA

1.	UCLA	12 (1964-75)
2.	**Duke**	**7 (1998-04)**
3.	Kansas	5 (1993-97)
4.	**Duke**	**4 (2017-20)**
	Kentucky	4 (2014-17)
6.	**Duke**	**3 (1992-94)**
	North Carolina	3 (1957-59)
	North Carolina	3 (1982-84)
	North Carolina	3 (1986-88)
	North Carolina	3 (1993-95)
	North Carolina	3 (2007-09)
	Villanova	3 (2016-18)

All charts through Nov. 10, 2025

#12 • CAMERON BOOZER

F • 6-9 • 250 • Fr. • Miami, Fla. • Columbus

2025-26

- » ACC Preseason Rookie of the Year
- » ACC Preseason First Team All-ACC
- » Stuffed the stat sheet in Duke's exhibition at Tennessee, scoring 24 points alongside 23 rebounds, six assists, two blocks and one steal
- » Opened his Duke career with a double-double versus Texas (11/4), scoring all 15 of his points in the second half, while also tallying 12 total rebounds.
- » Posted his first 20-point game as a Blue Devil in Duke's win over Western Carolina (11/8), scoring 25 points on 8-of-15 shooting, including 4-for-9 from beyond the arc.

LAST FIVE GAME STATS

Date	Opponent	Start	FG	Pct.	3FG	Pct.	FT	Pct.	Reb	PF	Pts	Ast	TO	Blk	Stl	Min
10/21	UCF (Exh.)	*	12-19	.632	4-7	.571	5-6	.833	6-6-12	1	33	4	3	0	0	32
10/26	at #18 Tennessee (Exh.)	*	7-20	.350	1-3	.333	9-11	.818	6-17-23	1	24	6	1	2	1	39
11/4	vs. Texas	*	3-12	.250	0-4	.000	9-12	.750	1-11-12	2	15	3	2	1	2	36
11/8	Western Carolina	*	8-15	.533	4-9	.444	5-5	1.000	5-3-8	2	25	5	0	1	0	23
--																

CAREER HIGHS		SEASON HIGHS
25 vs. Western Carolina (11/8/25)	**Points**	25 vs. Western Carolina (11/8/25)
12 vs. Texas (11/4/25)	**Rebounds**	12 vs. Texas (11/4/25)
5 vs. Western Carolina (11/8/25)	**Assists**	5 vs. Western Carolina (11/8/25)
2 vs. Texas (11/4/25)	**Steals**	2 vs. Texas (11/4/25)
1, 2x, last vs. Western Carolina (11/8/25)	**Blocks**	1, 2x, last vs. Western Carolina (11/8/25)
8 vs. Western Carolina (11/8/25)	**FG Made**	8 vs. Western Carolina (11/8/25)
4 vs. Western Carolian (11/8/25)	**3FG Made**	4 vs. Western Carolian (11/8/25)
9 vs. Texas (11/4/25)	**FT Made**	9 vs. Texas (11/4/25)
36 vs. Texas (11/4/25)	**Minutes**	36 vs. Texas (11/4/25)

High School

- » Ranked as a five-star prospect and the third player overall in the 2025 recruiting class by both ESPN and 247Sports, as well as the No. 1 power forward and the No. 1 player in Florida (ESPN).
- » Boasts a composite ranking of 0.9993 and rating of 100 by 247Sports, and a grade of 98 by ESPN.
- » Three-time recipient of the Florida Mr. Basketball award and two-time recipient of the Gatorade National Boys Basketball Player of the Year award (2025 and 2023, at the age of 15).
- » Honored with a 2025 ESPY award as the Gatorade Player of the Year (Male, all high school sports).
- » Recipient of the Morgan Wootten boys basketball Player of the Year award, presented by the McDonald's All-American game for his commitment to the classroom and respective community with action that impact others off the court.
- » Earned co-MVP honors in the McDonald's All-American Game, finishing with 16 points and 12 rebounds.
- » Teamed up with twin brother Cayden to win four straight state championships and a national title at the 2025 Chipotle Nationals during a historic career at Christopher Columbus High School.
- » Named MVP of the 2025 Hoophall Classic after a victory over Notre Dame (CA).
- » Averaged 24.5 points and 13.4 rebounds at the EYBL 17U level, leading the circuit in both categories.
- » Joined twin brother Cayden in leading their AAU program, Nightrydas Elite, to Peach Jam championships at the 15U, 16U and 17U level, becoming the first team ever to sweep all three years.
- » Posted 20.4 points and 10.1 rebounds at the 2024 Nike Peach Jam this past summer, leading his team to the title.
- » Member of the 2025 USA Men's Nike Hoop Summit team that defeated the World Select team 124-114 in overtime, tallying 22 points (8-15 FG, 2-4 3FG, 4-5 FT), 16 rebounds (tied Hoop Summit record), 6 assists, 3 steals and 1 block.
- » Won two gold medals with USA Basketball, being named MVP at the FIBA Americas U16 Championship in 2023, while averaging 16.8 points and 9.8 rebounds, including 24 points and 12 rebounds in the gold medal win over Canada.
- » Achieved another MVP award at the 2024 FIBA U17 World Cup, averaging 20.1 points and 9.9 rebounds, highlighted by 24 points and 13 boards against Italy in the title game.

PRODUCTION	Season	Career
Double-figure points	2	2
Double-doubles	1	1
20-point games	1	1
5+ rebounds	2	2
3+ assists	2	2
2+ steals	1	1
2+ blocks	--	--
Dunks	2	2
Three-point plays	2	2

Career Statistics

Season	GP-GS	Min	FG-FGA	Pct.	3PT-A	Pct.	FT-FTA	Pct.	Reb	Avg.	PF-DQ	Ast	TO	Blk	Stl	Pts	Avg
2025-26	2-2	59	11-27	.407	4-13	.308	14-17	.824	20	10.0	4-0	8	2	2	2	40	20.0
Totals	**2-2**	**59**	**11-27**	**.407**	**4-13**	**.308**	**14-17**	**.824**	**20**	**10.0**	**4-0**	**8**	**2**	**2**	**2**	**40**	**20.0**

#2 • CAYDEN BOOZER

G • 6-4 • 205 • Fr. • Miami, Fla.• Columbus

2025-26

- » A five-star recruit (ESPN), ranked No. 16 by ESPN and No. 23 by 247Sports.
- » Scored two points in his Duke debut, versus Texas (11/4), while adding two assists
- » Tallied 14 points against Western Carolina (11/8), while registering seven boards and five assists

LAST FIVE GAME STATS

Date	Opponent	Start	FG	Pct.	3FG	Pct.	FT	Pct.	Reb	PF	Pts	Ast	TO	Blk	Stl	Min
10/21	UCF (Exh.)		3-7	.429	1-3	.333	2-4	.500	1-2-3	3	9	5	1	2	1	22
10/26	at #18 Tennessee (Exh.)		1-3	.333	0-1	.000	0-0	.000	0-0-0	0	2	2	1	1	0	15
11/4	vs. Texas		0-1	.000	0-0	.000	2-2	1.000	2-1-3	0	2	2	0	0	0	14
11/8	Western Carolina		4-8	.500	1-4	.250	5-7	.714	0-7-7	1	14	5	2	0	2	27
--																

CAREER HIGHS		SEASON HIGHS
14 vs. Western Carolina (11/8/25)	**Points**	14 vs. Western Carolina (11/8/25)
7 vs. Western Carolina (11/8/25)	**Rebounds**	7 vs. Western Carolina (11/8/25)
5 vs. Western Carolina (11/8/25)	**Assists**	5 vs. Western Carolina (11/8/25)
2 vs. Western Carolina (11/8/25)	**Steals**	2 vs. Western Carolina (11/8/25)
--	**Blocks**	--
4 vs. Western Carolina (11/8/25)	**FG Made**	4 vs. Western Carolina (11/8/25)
5 vs. Western Carolina (11/8/25)	**FT Made**	5 vs. Western Carolina (11/8/25)
27 vs. Western Carolina (11/8/25)	**Minutes**	27 vs. Western Carolina (11/8/25)

High School

- » A five-star recruit (ESPN), ranked No. 16 by ESPN and No. 23 by 247Sports.
- » Ranked fourth in the nation among point guards and is the third-best player in the state of Florida, according to ESPN.
- » Secured a composite ranking of 0.9921 by 247Sports and a grade of 90 by ESPN.
- » Teamed up with twin brother Cameron to win four straight state championships and a national title at the 2025 Chipotle Nationals during a historic career at Christopher Columbus High School.
- » Collected 12 points and a game-high six assists in the 2025 state championship game win over Windermere.
- » Scored a game-high 27 points along with two rebounds and two assists in a victory over Dynamic Prep to win the 2025 Chipotle Nationals.
- » Drilled a buzzer-beater to carry Columbus past Brewster Academy in the 2025 Chipotle semifinals.
- » Averaged 12.0 points, 7.6 assists, 2.7 rebounds and 1.8 steals a game as a junior point guard for Columbus in 2023-24.
- » Registered 16 points, nine rebounds and five assists in the 2024 high school state title win over Oak Ridge.
- » Posted six points and four assists at the McDonald's All-American Game.
- » Joined forces with twin brother Cameron to lead their AAU program, Nightrydas Elite, to Peach Jam championships at the 15U, 16U and 17U level, becoming the first team ever to sweep all three years.
- » Led the 2024 Nike EYBL circuit with 6.5 assists per game, and averaged 6.9 assists at the 2024 Nike Peach Jam, including 11 in a semifinal win over Team Takeover.
- » Amassed 22 points against Montverde Academy in October 2023, and 22 points against Link Academy in December 2023.
- » Won two gold medals with USA Basketball, highlighted by a 12-point, 9-assist output against the Philippines at the U17 World Cup, while topping the U17 World Cup in assists with 6.4 per contest.
- » Member of the 2025 USA Men's Nike Hoop Summit team that defeated the World Select team 124-114 in overtime, registering four points (1-3 FG, 2-2 FT), two assists and a block off the bench.

PRODUCTION	Season	Career
Double-figure points	1	1
Double-doubles	--	--
20-point games	--	--
5+ rebounds	1	1
3+ assists	1	1
2+ blocks	--	--
2+ steals	1	1
Dunks	--	--
Three-point plays	--	--

Career Statistics

Season	GP-GS	Min	FG-FGA	Pct.	3PT-A	Pct.	FT-FTA	Pct.	Reb	Avg.	PF-DQ	Ast	TO	Blk	Stl	Pts	Avg
2025-26	2-0	40	4-9	.444	1-4	.250	7-9	.778	10	5.0	1-0	7	2	0	2	16	8.0
Totals	**2-0**	**40**	**4-9**	**.444**	**1-4**	**.250**	**7-9**	**.778**	**10**	**5.0**	**1-0**	**7**	**2**	**0**	**2**	**16**	**8.0**

#6 • MALIQ BROWN *mah-LEEK*

F • 6-9 • 225 • Sr. • Culpeper, Va. • Blue Ridge • Syracuse

2025-26

» Finished a perfect 4-for-4 from the field against Western Carolina (11/8), reaching double-digits for the first time as a Blue Devil, with 10 points

2024-25

» Matched a career high with five steals versus the Jayhawks -- the first Blue Devil to do so since Paolo Banchero finished with five steals against Syracuse on March 10, 2022
» Played a season-high 29 minutes at Louisville (12/8), finishing a game-high +24 while grabbing 11 boards and logging three steals alongside six total points on 3-of-3 shooting
» Returned to the court after missing four games (sprained knee), logging two steals, two assists and two points vs. UNC (2/1)
» In his return to Syracuse, stuffed the stat sheet with eight rebounds, six points, four steals, two assists and one block
» Returned from a four-game absence (shoulder injury) at North Carolina (3/8), matching his season high for points (8), including two three-pointers, while also adding three assists and three boards for a plus/minus of +20 in 16 minutes

Career

» All-ACC Defensive Team selection following the 2023-24 season
» Started 25 total games at Syracuse during his first two seasons of college action
» Has played in a total of 61 games
» Finished with 24 games with at least two steals as a sophomore

High School

» Four-time state champion at Blue Ridge High School in the Virginia Independent Schools Athletic Association (VISAA)
» Named the VISAA Division II Player of the Year as a senior, averaging 15.4 points and 11.1 rebounds per contest
» Also played two years of football and two years of track at Blue Ridge

LAST FIVE GAME STATS

Date	*Opponent*	*Start*	*FG*	*Pct.*	*3FG*	*Pct.*	*FT*	*Pct.*	*Reb*	*PF*	*Pts*	*Ast*	*TO*	*Blk*	*Stl*	*Min*
4/5	vs. #2 Houston		2-2	1.000	0-0	.000	0-0	.000	3-0-3	3	4	3	2	0	2	15
10/21	UCF (Exh.)	dnp (injury)														
10/26	at #18 Tennessee (Exh.)	dnp (injury)														
11/4	vs. Texas		1-3	.333	0-1	.000	1-1	1.000	0-1-1	5	3	1	3	0	1	13
11/8	Western Carolina		4-4	1.000	1-1	1.000	1-2	.500	1-3-4	1	10	1	1	1	0	17

CAREER HIGHS		SEASON HIGHS
26 at Duke (1/2/24)	**Points**	10 vs. Western Carolina (11/8/25)
12, 4x, last at NC State (3/13/24)	**Rebounds**	4 vs. Western Carolina (11/8/25)
6 at NC State (2/20/24)	**Assists**	1, 2x, last vs. Western Carolina (11/8/25)
5, 3x, last vs. Kansas (11/26/24)	**Steals**	1 vs. Texas (11/4/25)
6 vs. Louisville (2/7/24)	**Blocks**	1 vs. Western Carolina (11/8/25)
11 at Duke (1/2/24)	**FG Made**	4 vs. Western Carolina (11/8/25)
2, 2x, last at North Carolina (3/8/25)	**3FG Made**	1 vs. Western Carolina (11/8/25)
7 vs. Boston College (1/10/24)	**FT Made**	1, 2x, last vs. Western Carolina (11/8/25)
40, 3x, last at Clemson (3/5/24)	**Minutes**	17 vs. Western Carolina (11/8/25)

Career Statistics

Season	*GP-GS*	*Min*	*FG-FGA*	*Pct.*	*3PT-A*	*Pct.*	*FT-FTA*	*Pct.*	*Reb*	*Avg.*	*PF-DQ*	*Ast*	*TO*	*Blk*	*Stl*	*Pts*	*Avg*
2022-23*	29-7	585	74-106	.698	0-0	.000	17-30	.567	133	4.6	29-0	25	23	15	26	165	5.7
2023-24*	32-18	948	127-182	.698	7-19	.368	44-61	.721	230	7.2	97-2	59	41	29	71	305	9.5
2024-25	26-0	410	27-41	.659	4-12	.333	6-16	.375	95	3.7	46-1	40	24	9	33	64	2.5
2025-26	2-0	31	5-7	.714	1-2	.500	2-3	.667	5	2.5	6-1	2	4	1	1	13	6.5
Total	**89-25**	**1974**	**233-336**	**.693**	**12-33**	**.364**	**69-110**	**.627**	**463**	**5.2**	**178-4**	**126**	**92**	**54**	**131**	**547**	**6.1**

** at Syracuse*

PRODUCTION	*Season*	*Career*
Double-figure points	1	26
Double-doubles	--	6
20-point games	--	1
3+ 3-point field goals	--	--
5+ rebounds	--	48
3+ assists	--	13
2+ steals	--	37
2+ blocks	--	7
Dunks	1	11*
Three-point plays	1	1*

** stats from Syracuse not included*

#3 • ISAIAH EVANS

G/F • 6-6 • 180 • So. • Fayetteville, N.C. • North Mecklenburg

2025-26

» Preseason Second Team All-ACC
» Scored a career-high 23 points in Duke's first game of the 2025-26 season, vs. Texas (11/4), highlighted by four first-half three-pointers

2024-25

» Exploded for 18 first-half points, courtesy of six three-pointers, against No. 2 Auburn (12/4)
» His six three-pointers against the Tigers tied for fourth-most in a single game by a Duke freshman in program history
» Logged 21 minutes at Boston College (1/18), scoring 16 points, fueled by four three-pointers
» Made each of his first five triples at Virginia (2/17), finishing 6-of-7 overall from the field for 17 points, while swatting two shots, in a career-high 22 minutes of play
» Also scored 17 points, a game high, in Duke's next game, vs. Illinois (2/22), at Madison Square Garden
» Played a career-high 26 minutes at Miami (2/25), making five three-pointers in the first en route to 16 points
» Made first career start in Duke's win over Florida State (3/1), scoring a career-high 19 points
» Fired off four three-pointers against Georgia Tech (3/13), finishing with 14 points on 5-of-9 (.556) shooting in 17 minutes of action

High School

» Five-star by both 247Sports and ESPN out of North Mecklenburg High School (Huntersville, N.C.)
» Ranked the No. 1 player in North Carolina by ESPN
» Had his jersey number 0 retired by North Mecklenburg High School
» Selected as a 2023-24 McDonald's All-American
» Announced as 2023-24 Gatorade North Carolina Player of the Year, North Carolina Mr. Basketball and MaxPreps N.C. Player of the Year, averaging 27.5 points, 6.3 rebounds, 3.0 assists, 2.4 steals and 1.3 blocks per game
» Led North Mecklenburg to a 30-3 record and the Class 4A state championship as a senior in 2023-24
» Averaged 31.3 points per game in the 2024 state playoffs, amassing 188 points in six contests
» Named North Carolina Mr. Basketball and 2022-23 MaxPreps N.C. Player of the Year after averaging 26.0 points, 6.4 rebounds and 3.5 assists as a junior
» Scored 62 points in the fourth round of the 2023 state playoffs, passing Chris Paul's 61-point performance as the sixth-best scoring output in a single game in NCHSAA lore, and averaged 43.8 points per game in the state playoffs in 2023, before falling in the semifinal to the eventual state champions
» Member of the 2024 USA Men's Nike Hoop Summit team that defeated the World Select squad 98-75, recording six points (3-4 FG) and a rebound in five minutes

LAST FIVE GAME STATS

Date	*Opponent*	*Start*	*FG*	*Pct.*	*3FG*	*Pct.*	*FT*	*Pct.*	*Reb*	*PF*	*Pts*	*Ast*	*TO*	*Blk*	*Stl*	*Min*
4/5	vs. #2 Houston		0-0	.000	0-0	.000	0-0	.000	0-0-0	0	0	0	0	0	0	2
10/21	UCF (Exh.)	*	4-12	.333	3-10	.300	3-4	.750	1-2-3	0	14	1	2	0	1	27
10/26	at #18 Tennessee (Exh.)	*	5-14	.357	4-9	.444	8-8	1.000	1-4-5	3	22	0	1	0	0	30
11/4	vs. Texas	*	7-13	.538	4-8	.500	5-6	.833	0-1-1	3	23	1	1	0	0	33
11/8	Western Carolina	*	1-8	.125	0-5	.000	5-5	1.000	3-3-6	1	7	0	2	1	2	22

CAREER HIGHS		SEASON HIGHS
23 vs. Texas (11/4/25)	**Points**	23 vs. Texas (11/4/25)
6 vs. Western Carolina (11/8/25)	**Rebounds**	6 vs. Western Carolina (11/8/25)
3 at Syracuse (2/5/25)	**Assists**	1 vs. Texas (11/4/25)
2, 2x, last vs. Western Carolina (11/8/25)	**Steals**	2 vs. Western Carolina (11/8/25)
2 at Virginia (2/17/25)	**Blocks**	1 vs. Western Carolina (11/8/25)
7 vs. Texas (11/4/25)	**FG Made**	7 vs. Texas (11/4/25)
6 vs. Auburn (12/4/24)	**3FG Made**	4 vs. Texas (11/4/25)
5, 2x, last vs. Western Carolina (11/8/25)	**FT Made**	5, 2x, last vs. Western Carolina (11/8/25)
33 vs. Texas (11/4/25)	**Minutes**	33 vs. Texas (11/4/25)

Career Statistics

Season	*GP-GS*	*Min*	*FG-FGA*	*Pct.*	*3PT-A*	*Pct.*	*FT-FTA*	*Pct.*	*Reb*	*Avg.*	*PF-DQ*	*Ast*	*TO*	*Blk*	*Stl*	*Pts*	*Avg*
2024-25	36-3	495	79-183	.432	62-149	.416	26-32	.813	41	1.1	34-0	18	16	3	7	246	6.8
2025-26	2-2	55	8-21	.381	4-13	.308	10-11	.909	7	3.5	4-0	1	3	1	2	30	15.0
Totals	**38-5**	**550**	**87-204**	**.426**	**66-162**	**.407**	**36-43**	**.837**	**48**	**1.3**	**38-0**	**19**	**19**	**4**	**9**	**276**	**7.3**

PRODUCTION	*Season*	*Career*
Double-figure points	1	12
Double-doubles	--	--
20-point games	1	1
3+ 3-point field goals	1	12
5+ rebounds	1	1
3+ assists	--	1
2+ steals	1	2
2+ blocks	--	1
Dunks	1	4
Three-point-plays	1	2
Four-point-plays	--	1

#1 • CALEB FOSTER

G • 6-5 • 202 • Jr. • Harrisburg, N.C. • Notre Dame (Calif.)

2025-26

» Matched his career high for rebounds, with six, against Western Carolina (11/8)

2024-25

» Named to Jerry West Shooting Guard of the Year Top 20 Preseason Watch List
» Came off the bench for the first time, playing 20 minutes, in Duke's win over No. 2 Auburn (12/4), scoring 11 points on 4-of-8 shooting
» Posted 12 points in seven minutes against Illinois (2/22), shooting 5-of-6 (.833) overall, including a perfect 2-for-2 from deep
» Scored six points against North Carolina (3/14), providing crucial minutes off the bench in the ACC Tournament semifinal, highlighted by a plus/minus of +22 in 10 first-half minutes
» Reached double-figures against Mount St. Mary's (3/21), scoring 12 points on 4-of-5 (.800) shooting, including 3-of-4 (.750) from deep

2023-24

» Missed the end of the season due to injury
» Burst onto the scene with an 18-point performance versus Michigan State in the Champions Classic (11/14), connecting on four three-pointers
» 17th Duke freshman all-time to shoot .800 or better from three with at least five attempts and first since AJ Griffin 2during the 2021-22 season
» Career-high seven assists at Pittsburgh (1/7) while also scoring eight points and two rebounds
» Led the team in rebounds, assists and steals versus Pittsburgh (1/20), including career-highs for boards (6) and steals (3)
» Team-high 13 points versus Notre Dame (2/7), including a perfect 4-for-4 from the charity stripe
» Matched his career high with six rebounds versus Boston College (2/10)

High School

» Rated by 247Sports with five stars as the No. 22 player nationally, the No. 4 combo guard and the No. 3 player from the state of California
» Rated by ESPN with five stars as the No. 24 player nationally, the No. 7 point guard and the No. 4 player from the state of California
» Transferred from Oak Hill Academy in Virginia to Notre Dame High School in California for his senior season
» Named MaxPreps California Player of the Year following his senior season after averaging 21.4 points, 6.8 rebounds and 3.9 assists per game
» Averaged 28.3 points, 5.7 rebounds and 4.7 assists a game in the final EYBL session in Kansas City in the summer of 2022
» Was a force at the 2022 Nike Peach Jam, averaging 25.2 points, shooting .444 from the three-point line with 4.7 assists a game

LAST FIVE GAME STATS

Date	Opponent	Start	FG	Pct.	3FG	Pct.	FT	Pct.	Reb	PF	Pts	Ast	TO	Blk	Stl	Min
4/5	vs. #2 Houston		0-3	.000	0-0	.000	0-2	.000	0-4-4	1	0	1	0	0	0	13
10/21	UCF (Exh.)	*	1-6	.167	1-3	.333	0-0	.000	1-6-7	0	3	4	0	0	0	25
10/26	at #18 Tennessee (Exh.)	*	1-4	.250	1-1	1.000	2-2	1.000	2-1-3	1	5	1	1	0	0	29
11/4	vs. Texas	*	3-6	.500	1-1	1.000	0-0	.000	0-1-1	3	7	2	1	0	0	26
11/8	Western Carolina	*	4-7	.571	1-3	.333	0-0	.000	0-6-6	4	9	4	1	0	1	18

CAREER HIGHS		SEASON HIGHS
18 vs. Michigan State (11/14/23)	**Points**	9 vs. Western Carolina (11/8/25)
6, 3x, last vs. Western Carolina (11/8/25)	**Rebounds**	6 vs. Western Carolina (11/8/25)
7 at Pittsburgh (1/9/24)	**Assists**	4 vs. Western Carolina (11/8/25)
3 vs. Pittsburgh (1/20/24)	**Steals**	1 vs. Western Carolina (11/8/25)
2 vs. Kansas (11/26/24)	**Blocks**	--
7 vs. Michigan State (11/14/23)	**FG Made**	4 vs. Western Carolina (11/8/25)
4 vs. Michigan State (11/14/23)	**3FG Made**	1, 2x, last vs. Western Carolina (11/8/25)
5 vs. Pittsburgh (1/20/24)	**FT Made**	--
36 at Georgia Tech (12/2/23)	**Minutes**	26 vs. Texas (11/4/25)

Career Statistics

Season	GP-GS	Min	FG-FGA	Pct.	3PT-A	Pct.	FT-FTA	Pct.	Reb	Avg.	PF-DQ	Ast	TO	Blk	Stl	Pts	Avg
2023-24	27-15	685	73-167	.437	28-69	.406	33-48	.688	65	2.4	53-1	58	29	2	16	207	7.7
2024-25	38-7	532	70-168	.417	25-73	.342	22-35	.629	65	1.7	42-0	54	32	3	23	187	4.9
2025-26	2-2	44	7-13	.538	2-4	.500	0-0	.000	7	3.5	7-0	6	2	0	1	16	8.0
Totals	**67-24**	**1261**	**150-348**	**.431**	**55-146**	**.377**	**55-83**	**.663**	**137**	**2.0**	**102-1**	**118**	**63**	**5**	**40**	**410**	**6.1**

PRODUCTION	Season	Career
Double-figure points	--	16
Double-doubles	--	--
20-point games	--	--
3+ 3-point field goals	--	5
5+ rebounds	1	4
3+ assists	1	17
2+ steals	--	10
2+ blocks	--	1
Dunks	--	2
Three-point plays	--	2

#8 • DARREN HARRIS

G/F • 6-6 • 195 • So. • Herndon, Va. • St. Paul VI

2025-26

» Played eight minutes in Duke's season opener (11/4), connecting on one three-pointer, while adding one assist and one steal
» Set new career highs for minutes (22) and assists (three) against Western Carolina (11/8)

2024-25

» Played a career-high 17 minutes against Florida State (3/1), making a career-high three field goals, while matching his career highs for points, rebounds, steals and assists
» Made postseason debut with a career-high seven points against Mount St. Mary's (3/21)

High School

» Four-star prospect according to both 247Sports and ESPN, out of St. Paul VI Catholic High School (Fairfax, Va.)
» Ranked No. 45 by ESPN and No. 56 by 247Sports
» Named the 2023-24 Gatorade Virginia Player of the Year after averaging 17.2 points, 4.5 rebounds, 3.1 assists and 1.9 steals per game
» Led team to 33-2 record and both conference (WCAC) and state (VISAA) championships as a senior
» Registered 24 points and four rebounds in the VISAA state championship game
» Scored 36 points, including 19 in the third quarter, during a 101-89 victory over IMG Academy in the 2024 Chipotle Nationals, eventually advancing to the national title game
» Helped lead Team Takeover to eight wins at the EYBL Peach Jam, averaging 14.3 points, 3.4 rebounds and 2.5 assists per game
» Scored 28 points on 10-of-15 shooting, including 5-of-7 from beyond the arc, in the EYBL Championship, earning MVP and All-EYBL First Team honors

LAST FIVE GAME STATS

Date	Opponent	Start	FG	Pct.	3FG	Pct.	FT	Pct.	Reb	PF	Pts	Ast	TO	Blk	Stl	Min
4/5	vs. #2 Houston	dnp (coach's decision)														
10/21	UCF (Exh.)		3-6	.500	1-3	.33	4-5	.800	4-2-6	3	11	2	0	0	0	19
10/26	at #18 Tennessee		1-6	.167	1-4	.250	0-0	.000	2-0-2	2	3	0	0	0	0	16
11/4	vs. Texas		1-3	.333	1-2	.500	0-0	.000	0-1-1	1	3	1	1	0	1	8
11/8	Western Carolina		1-1	1.000	0-0	.000	3-3	1.000	0-1-1	1	5	3	0	0	0	22

CAREER HIGHS		SEASON HIGHS
7 vs. Mount St. Mary's (3/21/25)	**Points**	5 vs. Western Carolina (11/8/25)
4, 3x, last vs. Mt. St. Mary's (3/21/25)	**Rebounds**	1, 2x, last vs. Western Carolina (11/8/25)
3 vs. Western Carolina (11/8/25)	**Assists**	3 vs. Western Carolina (11/8/25)
1, 4x, last vs. Texas (11/4/25)	**Steals**	1 vs. Texas (11/4/25)
--	**Blocks**	--
3, 2x, last vs. Mt. St. Mary's (3/21/25)	**FG Made**	1, 2x, last vs. Western Carolina (11/8/25)
1, 6x, last vs. Texas (11/4/25)	**3FG Made**	1 vs. Texas (11/4/25
3, 2x, last vs. Western Carolina (11/8/24)	**FT Made**	3 vs. Western Carolina (11/8/25)
22 vs. Western Carolina (11/8/25)	**Minutes**	22 vs. Western Carolina (11/8/25)

Career Statistics

Season	GP-GS	Min	FG-FGA	Pct.	3PT-A	Pct.	FT-FTA	Pct.	Reb	Avg.	PF-DQ	Ast	TO	Blk	Stl	Pts	Avg
2024-25	21-0	128	15-41	.366	5-22	.227	8-16	.500	24	1.1	4-0	7	1	0	3	43	2.0
2025-26	2-0	30	2-4	.500	1-2	.500	3-3	1.000	2	1.0	2-0	4	1	0	1	8	4.0
Totals	**23-0**	**159**	**17-45**	**.378**	**6-24**	**.250**	**11-19**	**.579**	**26**	**1.1**	**6-0**	**11**	**2**	**0**	**4**	**51**	**2.2**

PRODUCTION	Season	Career
Double-figure points	--	--
Double-doubles	--	--
20-point games	--	--
3+ 3-point field goals	--	--
5+ rebounds	--	--
3+ assists	1	1
2+ steals	--	--
2+ blocks	--	--
Dunks	--	2

#14 • NIKOLAS KHAMENIA *hah-MEN-yuh*

G/F • 6-8 • 215 • Fr.• Los Angeles, Calif. • Harvard-Westlake

2025-26

» Played 18 minutes in his debut versus Texas (11/4), scoring four points, while adding three rebounds and two assists
» Connected on two three-pointers against Western Carolina (11/8), en route to eight points alongside four rebounds

High School

» Ranked as a five-star recruit, the No. 15 player overall and the No. 4 player in California by both ESPN and 247Sports.
» Achieved a composite ranking of 0.9922 by 247Sports and a grade of 91 by ESPN.
» Honored as a McDonald's All-American.
» Helped Harvard-Westlake to back-to-back state championships (2024, 2023), along with overall records of 31-3 in 2024-25, 33-3 in 2023-34 and 33-2 in 2022-23.
» Played with Team USA at the 2025 FIBA U19 Men's World Cup in Switzerland.
» Member of the 2025 USA Men's Nike Hoop Summit team that defeated the World Select team 124-114 in overtime, recording five points and two rebounds off the bench.
» Represented USA Basketball at the 2024 FIBA U18 AmeriCup, along with current Duke center Patrick Ngongba II, starting all six games and helping lead the team to a gold medal, while averaging 7.7 points, 6.3 rebounds and 3.0 assists during the event.
» Secured a second gold medal with the U.S. 3x3 team at the U18 World Cup in Hungary, being named World Cup MVP.
» Earned third goal medal representing USA Basketball during the 2025 FIBA U19 Men's World Cup, averaging 9.7 points, 3.3 rebounds and 2.1 assists, including 14 points, seven boards, five assists and five steals versus Cameroon (July 1).
» Former Duke guard Spencer Hubbard also attended Harvard-Westlake.

LAST FIVE GAME STATS

Date	Opponent	Start	FG	Pct.	3FG	Pct.	FT	Pct.	Reb	PF	Pts	Ast	TO	Blk	Stl	Min
10/21	UCF (Exh.)	*	2-8	.250	1-5	.200	9-12	.750	1-7-8	1	14	0	0	1	1	32
10/26	at #18 Tennessee (Exh.)	*	2-9	.222	1-4	.250	2-2	1.000	1-2-3	3	7	0	2	0	0	27
11/4	vs. Texas		1-2	.500	1-2	.500	1-2	.500	2-1-3	2	4	2	1	0	0	18
11/8	Western Carolina		2-6	.333	2-6	.333	2-3	.667	1-3-4	2	8	1	1	0	1	20
--																

CAREER HIGHS		SEASON HIGHS
8 vs. Western Carolina (11/8/25)	**Points**	8 vs. Western Carolina (11/8/25)
4 vs. Western Carolina (11/8/25)	**Rebounds**	4 vs. Western Carolina (11/8/25)
2 vs. Texas (11/4/25)	**Assists**	2 vs. Texas (11/4/25)
1 vs. Western Carolina (11/8/25)	**Steals**	1 vs. Western Carolina (11/8/25)
--	**Blocks**	--
2 vs. Western Carolina (11/8/25)	**FG Made**	2 vs. Western Carolina (11/8/25)
2 vs. Western Carolina (11/8/25)	**3FG Made**	2 vs. Western Carolina (11/8/25)
2 vs. Western Carolina (11/8/25)	**FT Made**	2 vs. Western Carolina (11/8/25)
20 vs. Western Carolina (11/8/25)	**Minutes**	20 vs. Western Carolina (11/8/25)

PRODUCTION	Season	Career
Double-figure points	--	--
Double-doubles	--	--
20-point games	--	--
3+ 3-point field goals	--	--
5+ rebounds	--	--
3+ assists	--	--
2+ steals	--	--
2+ blocks	--	--
Dunks	--	--

Career Statistics

Season	GP-GS	Min	FG-FGA	Pct.	3PT-A	Pct.	FT-FTA	Pct.	Reb	Avg.	PF-DQ	Ast	TO	Blk	Stl	Pts	Avg
2025-26	2-0	38	3-8	.375	3-8	.375	3-5	.600	7	3.5	4-0	3	2	0	1	12	6.0
Totals	**2-0**	**38**	**3-8**	**.375**	**3-8**	**.375**	**3-5**	**.600**	**7**	**3.5**	**4-0**	**3**	**2**	**0**	**1**	**12**	**6.0**

#21 • PATRICK NGONGBA II *GUNG-buh*

C • 6-11 • 250 • So. • Manassas, Va. • St. Paul VI

2025-26

» Set a new career high for minutes, with 24, in Duke's first game of the season versus Texas

2024-25

» Made his Duke debut against Wofford (11/16) after missing the first two weeks of the season due to injury
» Praised for his performance off the bench at Wake Forest (1/25), logging a career-high 21 minutes with three rebounds, two steals and four points, en route to a team-high plus-minus of +19
» Continued to make an impact during Maliq Brown's absence due to injury, scoring a key basket in the waning minutes against NC State (1/27)
» Shot a perfect 3-for-3 from the field against Georgia Tech (3/13), while also blocking a shot and reeling in two boards
» Remained perfect from the field in the postseason, going 6-of-6 against North Carolina (3/14), scoring a career-high 12 points against the Tar Heels - highlighted with three dunks
» Blocked a career-high three shots against Louisville (3/15), while scoring seven points in the ACC title game
» Career-high eight rebounds against Mount St. Mary's (3/21), adding nine points and matching his career high with three swats

High School

» Five-star prospect according to ESPN, out of St. Paul VI Catholic High School (Fairfax, Va.)
» Missed senior season at St. Paul VI due to injury
» Named to the USA Basketball 2024 Men's U18 National Team and selected to participate in the Nike Hoop Summit
» Helped USA capture the gold medal in the 2024 FIBA Men's U18 AmeriCup (June 2024), averaging 4.5 points, 4.8 rebounds, 1.2 blocks and 1.0 assists per game, while shooting 66.7% (10 of 15) from the field
» Had a breakout season for Team Takeover on the EYBL circuit, averaging 12.0 points and 7.4 rebounds, including a statement game with a 33-point, 18-rebound and five-assist performance against Phenom University

Personal

» Son of two former collegiate basketball players, with both of his parents – Patrick and Tajama – playing for George Washington
» Tajama graduated as George Washington's all-time leading scorer with 2,134 career points and played two seasons in the WNBA

LAST FIVE GAME STATS

Date	Opponent	Start	FG	Pct.	3FG	Pct.	FT	Pct.	Reb	PF	Pts	Ast	TO	Blk	Stl	Min
4/5	vs. #2 Houston		0-0	.000	0-0	.000	0-0	.000	0-0-0	1	0	1	0	0	0	4
10/21	UCF (Exh.)	*	3-8	.375	0-2	.000	0-1	.000	2-5-7	2	6	2	2	0	1	23
10/26	at #18 Tennessee (Exh.)	*	5-6	.833	1-1	1.000	4-4	1.000	1-8-9	4	15	3	1	3	1	25
11/4	vs. Texas	*	4-7	.571	0-2	.000	2-3	.667	1-3-4	5	10	2	1	1	1	24
11/8	Western Carolina	*	4-6	.667	0-1	.000	2-2	1.000	0-7-7	1	10	2	2	0	1	22

CAREER HIGHS		SEASON HIGHS
12 vs. North Carolina (3/14/25)	**Points**	10, 2x, last vs. Western Carolina (11/8/25)
8 vs. Mount St. Mary's (3/21/25)	**Rebounds**	7 vs. Western Carolina (11/8/25)
3, 2x, last vs. Alabama (3/29/25)	**Assists**	2, 2x, last vs. Western Carolina (11/8/25)
2 at Wake Forest (1/25/25)	**Steals**	1, 2x, last vs. Western Carolina (11/8/25)
3, 2x, last vs. Mt. St. Mary's (3/21/25)	**Blocks**	1 vs. Texas (11/4/25)
6 vs. North Carolina (3/14/25)	**FG Made**	4, 2x, last vs. Western Carolina (11/8/25)
--	**3FG Made**	--
6 vs. Baylor (3/23/25)	**FT Made**	2, 2x, last vs. Western Carolina (11/8/25)
24 vs. Texas (11/4/25)	**Minutes**	24 vs. Texas (11/4/25)

PRODUCTION	Season	Career
Double-figure points	2	3
Double-doubles	--	--
20-point games	--	--
3+ 3-point field goals	--	--
5+ rebounds	1	6
3+ assists	--	2
2+ steals	--	1
2+ blocks	--	4
Dunks	3	12
Three-point-plays	--	2

Career Statistics

Season	GP-GS	Min	FG-FGA	Pct.	3PT-A	Pct.	FT-FTA	Pct.	Reb	Avg.	PF-DQ	Ast	TO	Blk	Stl	Pts	Avg
2024-25	30-0	316	46-64	.719	0-1	.000	24-33	.727	80	2.7	51-2	23	7	16	11	116	3.9
2025-26	2-2	46	8-13	.615	0-3	.000	4-5	.800	11	5.5	6-1	4	3	1	2	20	10.0
Totals	**32-2**	**362**	**54-77**	**.701**	**0-4**	**.000**	**28-38**	**.737**	**91**	**2.8**	**57-3**	**27**	**10**	**17**	**13**	**136**	**4.3**

#7 • DAME SARR *DAH-may sahr*

G/F • 6-8• 190 • Fr. • Oderzo, Italy • FC Barcelona

2025-26

» Earned the start in his Duke debut, scoring eight points against Texas (11/4). Added six boards, three steals and assist against the Longhorns

High School

» Native of Oderzo in the Italian region of Treviso.
» Rated as a five-star recruit by 247Sports.
» Signed with FC Barcelona ahead of the 2022-23 campaign, where he played for the Junior and B teams.
» Made his Spanish ACB league debut for FC Barcelona's first team when he was 16 years old, in January 2023, becoming the second-youngest player to officially log minutes for the club.
» Continued as a member of FC Barcelona B for the 2023-24 season, while also earning additional callups to the first team, before officially making the first-team roster for the 2024-25 slate.
» Tallied appearances in domestic league action during the 2024-25 season, playing 12.6 minutes per game while averaging 5.8 points and 1.7 rebounds per game.
» Shot 52.1 percent from the field and 42.9 percent from deep in 2024-25 domestic play.
» Made a splash with 21 points and three assists in a victory over CB Breogan in March 2025.
» Played in 15 EuroLeague games for FC Barcelona in 2024-25, including two starts, while averaging shooting percentages of 58.3 from the field and 40.0 from beyond the arc.
» Broke onto the collegiate scene during the 2025 Nike Hoop Summit, where he logged 17 points and four rebounds in 25 minutes for Team World, playing against a Team USA squad that including his future teammates Cameron and Cayden Boozer.
» Began his basketball career with a local academy, Orange Basket Bassano, before beginning play for Bassano del Grappa at the age of 13, where he played until signing with FC Barcelona.

LAST FIVE GAME STATS

Date	Opponent	Start	FG	Pct.	3FG	Pct.	FT	Pct.	Reb	PF	Pts	Ast	TO	Blk	Stl	Min
10/21	UCF (Exh.)	dnp (injury)														
10/26	at #18 Tennessee (Exh.)		2-6	.333	1-3	.333	0-0	.000	0-0-0	4	5	2	0	0	1	17
11/4	vs. Texas	*	2-5	.400	2-3	.667	2-4	.500	2-4-6	0	8	1	0	0	3	28
11/8	Western Carolina	*	0-4	.000	0-2	.000	2-5	.400	1-3-4	2	2	0	1	1	0	18
--																

CAREER HIGHS		SEASON HIGHS
8 vs. Texas (11/4/25)	**Points**	8 vs. Texas (11/4/25)
6 vs. Texas (11/4/25)	**Rebounds**	6 vs. Texas (11/4/25)
1 vs. Texas (11/4/25)	**Assists**	1 vs. Texas (11/4/25)
3 vs. Texas (11/4/25)	**Steals**	3 vs. Texas (11/4/25)
1 vs. Western Carolina (11/8/25)	**Blocks**	1 vs. Western Carolina (11/8/25)
2 vs. Texas (11/4/25)	**FG Made**	2 vs. Texas (11/4/25)
2 vs. Texas (11/4/25)	**3FG Made**	2 vs. Texas (11/4/25)
2, 2x, last vs. Western Carolina (11/8/25)	**FT Made**	2, 2x, last vs. Western Carolina (11/8/25)
28 vs. Texas (11/4/25)	**Minutes**	28 vs. Texas (11/4/25)

Career Statistics

Season	GP-GS	Min	FG-FGA	Pct.	3PT-A	Pct.	FT-FTA	Pct.	Reb	Avg.	PF-DQ	Ast	TO	Blk	Stl	Pts	Avg
2025-26	2-2	46	2-9	.222	2-5	.400	4-9	.444	10	5.0	2-0	1	1	1	3	10	5.0
Totals	**2-2**	**46**	**2-9**	**.222**	**2-5**	**.400**	**4-9**	**.444**	**10**	**5.0**	**2-0**	**1**	**1**	**1**	**3**	**10**	**5.0**

PRODUCTION	Season	Career
Double-figure points	--	--
Double-doubles	--	--
20-point games	--	--
3+ 3-point field goals	--	--
5+ rebounds	1	1
3+ assists	--	--
2+ steals	1	1
2+ blocks	--	--
Dunks	--	--
Three-point plays	--	--

#20 • JACK SCOTT

G/F • 6-6 • 220 • Sr. • Colorado Springs, Colo. • Hun School • Princeton

2024-25 (Junior at Princeton)

» NABC Honors Court
» Recorded 10 points, seven rebounds, five assists and two steals against Cornell (1/25)
» Scored seven points and had two rebounds against Wright State (11/21)
» Scored four points on 2-for-3 shooting had two rebounds in Princeton's win over Akron (12/30)
» Had four points, two assists and two steals against Kean (1/4)

LAST FIVE GAME STATS

Date	Opponent	Start	FG	Pct.	3FG	Pct.	FT	Pct.	Reb	PF	Pts	Ast	TO	Blk	Stl	Min
3/8	Penn		0-0	.000	0-0	.000	1-2	.500	1-2-3	0	1	0	0	0	0	3
10/21	UCF (Exh.)		0-0	.000	0-0	.000	0-0	.000	0-1-1	0	0	0	0	0	0	3
10/26	at #18 Tennessee (Exh.)	dnp (coach's decision)														
11/4	vs. Texas	dnp (coach's decision)														
11/8	Western Carolina		1-2	.500	1-1	.500	0-0	.000	1-0-1	0	3	0	0	0	0	4

Career

» Played three seasons (2022-25) at Princeton, appearing in 67 games with four starts, averaging just over 10 minutes per game.
» Collected career totals of 147 points (2.2 ppg), 121 rebounds (1.8 rpg) and 47 assists (0.7 apg).
» Made all four starts as a junior and appeared in all 29 games as a sophomore.
» Scored a career-high 13 points as a freshman, against Cairn (11/30/22), and posted a career high for rebounds as a sophomore, bringing down 12 caroms against Delaware Valley (12/22/23).

High School

» Attended the Hun School of Princeton
» Named the 2021-22 Trentonian Prep Player of the Year.
» 2021-22 First Team All-MAPL
» Hoopgroup Showcase League First Team
» Averaged a double-double his junior and senior years, while also leading the team in points, rebounds, assists and steals as a senior
» 2022 First Team Spring Jam Fest
» Prep A First Team junior and senior year

CAREER HIGHS		SEASON HIGHS
13 vs. Cairn (11/30/22)	**Points**	3 vs. Western Carolina (11/8/25)
12 vs. Delaware Valley (12/22/23)	**Rebounds**	1 vs. Western Carolina (11/8/25)
6 vs. Monmouth (12/10/22)	**Assists**	--
4 vs. Brown (3/16/24)	**Steals**	--
1, 4x, last vs. Kean (1/4/25)	**Blocks**	--
5 vs. Cairn (11/30/22)	**FG Made**	1 vs. Western Carolina (11/8/25)
2, 3x, last vs. Cornell (1/25/25)	**3FG Made**	1 vs. Western Carolina (11/8/25)
4 at Cornell (1/27/24)	**FT Made**	--
31 vs. Cornell (1/25/25)	**Minutes**	4 vs. Western Carolina (11/8/25)

Career Statistics

Season	GP-GS	Min	FG-FGA	Pct.	3PT-A	Pct.	FT-FTA	Pct.	Reb	Avg.	PF-DQ	Ast	TO	Blk	Stl	Pts	Avg
2022-23*	18-0	120	18-40	.450	4-18	.222	8-11	.727	24	1.3	7-0	13	15	0	7	48	2.7
2023-24*	29-0	355	22-53	.415	6-22	.273	16-24	.667	64	2.2	31-0	18	11	2	15	66	2.3
2024-25*	20-4	200	10-39	.256	3-13	.231	10-22	.455	33	1.7	20-0	16	13	2	6	33	1.7
2025-26	1-0	4	1-2	.500	1-1	1.000	0-0	.000	1	1.0	0-0	0	0	0	0	3	3.0
Totals	**68-4**	**679**	**51-134**	**.381**	**14-54**	**.259**	**34-57**	**.596**	**122**	**1.8**	**58-0**	**47**	**39**	**4**	**28**	**150**	**2.2**

** at Princeton*

PRODUCTION	Season	Career
Double-figure points	--	2
Double-doubles	--	--
20-point games	--	--
3+ 3-point field goals	--	--
5+ rebounds	--	5
3+ assists	--	5
2+ steals	--	8
2+ blocks	--	--
Dunks	--	--*
Three-point-plays	--	--*

** stats from Princeton not included*

#13 • CAMERON SHEFFIELD

G/F • 6-6 • 205 • Gr. • Alpharetta, Ga. • Chattahoochee • Rice

2024-25
- First Duke points came at Miami (2/25) on a three-pointer
- Played a season-high six minutes against Florida State (3/1), scoring two points from the free throw line

Career
- Played three seasons (2020-23) at Rice, appearing in 95 games with 55 starts. Missed the 2023-24 season due to injury
- Totaled 537 points (5.7 ppg), 397 rebounds (4.2 rpg), 89 assists, 51 steals and 23 blocked shots in three seasons with the Owls
- Averaged 7.6 points, 6.1 rebounds and 1.3 assists per contest as a junior in 2022-23, playing 35 games with 34 starts

LAST FIVE GAME STATS

Date	Opponent	Start	FG	Pct.	3FG	Pct.	FT	Pct.	Reb	PF	Pts	Ast	TO	Blk	Stl	Min
4/5	vs. #2 Houston	dnp (coach's decision)														
10/21	UCF (Exh.)		0-1	.000	0-1	.000	0-0	.000	0-1-1	0	0	0	0	0	0	3
10/26	at #18 Tennessee (Exh.)	dnp (coach's decision)														
11/4	vs. Texas	dnp (coach's decision)														
11/8	Western Carolina		0-2	.000	0-0	.000	0-0	.000	1-0-1	0	0	0	0	0	0	4

CAREER HIGHS		SEASON HIGHS
17 at Louisiana Tech (2/26/21)	**Points**	--
16 at UTEP (12/31/22)	**Rebounds**	1 vs. Western Carolina (11/8/25)
6 at Sam Houston (12/19/20)	**Assists**	--
2, 10x, last vs. Southern Utah (3/20/23)	**Steals**	--
2, 3x, last vs. Louisiana Tech (1/5/23)	**Blocks**	--
5, 2x, last vs. UTSA (2/16/23)	**FG Made**	--
4, 2x, last vs. UTSA (2/16/23)	**3FG Made**	--
6 at UTEP (12/31/22)	**FT Made**	--
43 at UTEP (12/31/22)	**Minutes**	4 vs. Western Carolina (11/8/25)

Career Statistics

Season	GP-GS	Min	FG-FGA	Pct.	3PT-A	Pct.	FT-FTA	Pct.	Reb	Avg.	PF-DQ	Ast	TO	Blk	Stl	Pts	Avg
2020-21*	28-12	496	39-100	.390	22-60	.367	35-52	.673	86	3.1	43-0	28	16	9	12	135	4.8
2021-22*	32-9	531	40-105	.381	23-64	.359	32-45	.711	97	3.0	38-0	17	20	3	10	135	4.2
2022-23*	35-34	1080	80-186	.430	44-118	.373	63-82	.768	214	6.1	66-0	44	50	11	29	267	7.6
2023-24*	Did not see game action																
2024-25	13-0	30	1-6	.167	1-5	.200	2-4	.500	5	0.4	1-0	2	1	0	0	5	0.4
2025-26	1-0	4	0-2	.000	0-0	.000	0-0	.000	1	1.0	0-0	0	0	0	0	0	0.0
Totals	**109-55**	**2140**	**160-399**	**.401**	**90-247**	**.364**	**132-183**	**.721**	**403**	**3.7**	**148-0**	**91**	**87**	**23**	**51**	**542**	**5.0**

** at Rice*

PRODUCTION	Season	Career
Double-figure points	--	17
Double-doubles	--	1
20-point games	--	--
3+ 3-point field goals	--	7
5+ rebounds	--	35
3+ assists	--	10
2+ steals	--	30
2+ blocks	--	10
Three-point-plays	--	--*
Dunks	--	--*

** stats from Rice not included*

#15 • IFEANYI UFOCHUKWU *E-fy oo-foo-CHOO-koo*

C • 6-11 • 240 • Gr. • Benin City, Nigeria • Covenant Day School • Rice

2025-26
- Scored first points of his Duke career against Western Carolina (11/8)

Career
- Played in two of his three seasons (2022-25) at Rice, appearing in 25 games, while averaging 3.5 minutes game, across his first two seasons before redshirting as a junior.
- Collected career totals of 50 points (2.0 ppg) and 29 rebounds (1.2 rpg).
- Shot 10-of-15 (.667) from the field across nine games as a freshman.
- Tallied 16 appearances as a sophomore, shooting 9-of-21 (.429) from the field and 10-of-13 (.769) from the charity stripe.
- Logged his career high for points in a game (seven) in both his freshman and sophomore seasons, against North American (12/15/22) and UT Martin (11/30/23), respectively.
- Named to the 2024 AAC All-Academic Team and 2023 Conference USA Commissioner's Honor Roll.

High School
- Attended Covenant Day School.
- Averaged 10.4 points, 7.1 rebounds and nearly two blocks per game as a senior.

LAST FIVE GAME STATS

Date	Opponent	Start	FG	Pct.	3FG	Pct.	FT	Pct.	Reb	PF	Pts	Ast	TO	Blk	Stl	Min
3/2/24	at Wichita State		2-3	.667	0-0	.000	0-0	.000	1-1-2	1	4	0	1	1	1	8
10/21	UCF (Exh.)		0-0	.000	0-0	.000	1-4	.250	0-2-2	0	1	0	0	0	0	3
10/26	at #18 Tennessee (Exh.)	dnp (coach's decision)														
11/4	vs. Texas	dnp (coach's decision)														
11/8	Western Carolina		1-1	1.000	0-0	.000	0-1	.000	0-1-1	1	2	0	0	0	0	4

CAREER HIGHS		SEASON HIGHS
7, 2x, last vs. UT Martin (11/30/23)	**Points**	2 vs. Western Carolina (11/8/25)
5 vs. North American (12/15/22)	**Rebounds**	1 vs. Western Carolina (11/8/25)
1, 2x, last vs. St. Thomas (TX) (11/7/23)	**Assists**	--
1, 2x, last at Wichita State (3/2/24)	**Steals**	--
1, 7x, last at Wichita State (3/2/24)	**Blocks**	--
3, 2x, last UT Martin (11/30/23)	**FG Made**	1 vs. Western Carolina (11/8/25)
--	**3FG Made**	--
2, 4x, last at Temple (1/20/24)	**FT Made**	--
8, 2x, last at Wichita State (3/2/24)	**Minutes**	4 vs. Western Carolina (11/8/25)

Career Statistics

Season	GP-GS	Min	FG-FGA	Pct.	3PT-A	Pct.	FT-FTA	Pct.	Reb	Avg.	PF-DQ	Ast	TO	Blk	Stl	Pts	Avg
2022-23*	9-0	36	10-15	.667	0-0	.000	2-5	.400	19	2.1	4-0	1	1	4	0	22	2.4
2023-24*	16-0	52	9-21	.429	0-0	.000	10-13	.769	10	0.6	5-0	1	1	3	2	28	1.8
2024-25*	did not see game action																
2025-26	1-0	4	1-1	1.000	0-0	.000	0-1	.000	1	1.0	1-0	0	0	0	0	2	2.0
Totals	**26-0**	**92**	**20-37**	**.541**	**0-0**	**.000**	**12-19**	**.632**	**30**	**1.2**	**10-0**	**2**	**2**	**7**	**2**	**52**	**2.0**

** at Rice*

PRODUCTION	Season	Career
Double-figure points	--	--
Double-doubles	--	--
20-point games	--	--
3+ 3-point field goals	--	--
5+ rebounds	--	--
3+ assists	--	--
2+ steals	--	--
2+ blocks	--	--
Three-point-plays	--	--*
Dunks	--	--*

** stats from Rice not included*

#5 • SEBASTIAN WILKINS

G/F • 6-8 • 220 • Fr. • Boston, Mass. • Brewster Academy

2025-26

» Plans to redshirt this season

High School

» Rated as a four-star prospect by 247Sports and ESPN - originally a Class of 2026 recruit before re-classifying.
» Ranked 25th nationally by ESPN and 47th nationally by 247Sports.
» Tabbed as the fifth-best power forward by ESPN and the 11th-best by 247Sports.
» A native of Boston, Mass., played in high school at Brewster Academy in Wolfeboro, N.H.
» Ranked as the second-best player in the state of New Hampshire by both ESPN and 247Sports.
» Averaged 16.4 points and 6.1 rebounds playing for the Mass Rivals grassroots program during the spring Adidas 3SSB circuit.
» Scored 22 points and grabbed 13 rebounds to lead Brewster Academy to a victory in the first round of the Chipotle Nationals, before falling to the top-seeded Christopher Columbus High School, featuring Wilkins' future teammates Cameron and Cayden Boozer.
» Led the team in scoring against Christopher Columbus with 14 points, while also reeling in a game-high 12 caroms, including seven on the offensive glass.

LAST FIVE GAME STATS

Date	Opponent	Start	FG	Pct.	3FG	Pct.	FT	Pct.	Reb	PF	Pts	Ast	TO	Blk	Stl	Min
10/21	UCF (Exh.)		2-3	.667	1-1	1.000	0-0	.000	0-0-0	1	5	0	0	2	0	10
10/26	at #18 Tennessee (Exh.)		0-1	.000	0-1	.000	0-0	.000	0-0-0	1	0	0	0	0	0	2
11/4	vs. Texas	dnp (coach's decision)														
11/8	Western Carolina	dnp (coach's decision)														
--																

CAREER HIGHS		SEASON HIGHS
--	Points	--
--	Rebounds	--
--	Assists	--
--	Steals	--
--	Blocks	--
--	FG Made	--
--	3FG Made	--
--	FT Made	--
--	Minutes	--

Career Statistics

Season	GP-GS	Min	FG-FGA	Pct.	3PT-A	Pct.	FT-FTA	Pct.	Reb	Avg.	PF-DQ	Ast	TO	Blk	Stl	Pts	Avg
2025-26	--																
Totals	--																

PRODUCTION	Season	Career
Double-figure points	--	--
Double-doubles	--	--
20-point games	--	--
3+ 3-point field goals	--	--
5+ rebounds	--	--
3+ assists	--	--
2+ steals	--	--
2+ blocks	--	--
Dunks	--	--
Three-point plays	--	--
Four-point plays	--	--

2024-25 ACC WEEKLY HONORS

2024-25 Season

Kon Knueppel	Rookie of the Week	Nov. 11
Cooper Flagg	Rookie of the Week	Nov. 18
Cooper Flagg	Rookie of the Week	Nov. 25
Cooper Flagg	Player of the Week	Nov. 25
Cooper Flagg	Rookie of the Week	Dec. 9
Cooper Flagg	Rookie of the Week	Dec. 23
Cooper Flagg	Rookie of the Week	Jan. 6
Cooper Flagg	Player of the Week	Jan. 6
Cooper Flagg	Rookie of the Week	Jan. 13
Cooper Flagg	Player of the Week	Jan. 13
Cooper Flagg	Rookie of the Week	Jan. 20
Cooper Flagg	Rookie of the Week	Jan. 27
Cooper Flagg	Rookie of the Week	Feb. 3
Cooper Flagg	Player of the Week	Feb. 3
Cooper Flagg	Rookie of the Week	Feb. 17
Cooper Flagg	Rookie of the Week	Feb. 24
Cooper Flagg	Player of the Week	Feb. 24
Isaiah Evans	Rookie of the Week	March 3
Cooper Flagg	Rookie of the Week	March 10

Career Honors by Blue Devils

Isaiah Evans	Rookie of the Week	1
Cooper Flagg	Rookie of the Week	12
	Player of the Week	5
Kon Knueppel	Rookie of the Week	1

Notable

Over the last 11 seasons (since the start of 2013-14), Duke has had an ACC Rookie of the Week in 99 of a possible 204 weeks (48.5%). Twenty-seven different Blue Devils have won the award at least once in that time.

as of March 10, 2025

Most ACC Player of the Week Selections

North Carolina	157
Duke	**152**
Virginia	86
Wake Forest	86
NC State	81
Georgia Tech	63
Clemson	50
Florida State	31
Virginia Tech	28
Boston College	21
Miami	19
Notre Dame	18
Louisville	16
Pittsburgh	15
Syracuse	12
Stanford	3
SMU	1

as of March 10, 2025

Most ACC Rookie of the Week Selections

Duke	**172**
North Carolina	97
Georgia Tech	89
Virginia	80
Wake Forest	76
NC State	72
Clemson	51
Florida State	35
Syracuse	16
Boston College	15
Miami	14
Pittsburgh	11
Virginia Tech	11
Notre Dame	9
Louisville	6
Cal	3

as of March 10, 2025

SEASON RESULTS

Overall Record: 2-0 (Home: 1-0; Road: 0-0; Neutral: 1-0) | ACC Regular Season Record: 0-0 (Home: 0-0; Road: 0-0)

Date	AP Rank DU	AP Rank OPP	Opponent	Result	High Points	High Rebounds	High Assists	High Steals	High Blocks	Attendance
N 4	6	RV	vs. Texas - 1	W, 75-60	Evans (23)	Cameron Boozer (12)	Cameron Boozer (3)	Sarr (3)	Cam. Boozer/Ngongba II (1)	12,435
N 8	6	-	WESTERN CAROLINA	W, 95-54	Cameron Boozer (25)	Cameron Boozer (8)	Cam. Boozer/Cay. Boozer (5)	Cay. Boozer/Evans (2)	Four players (1)	^ 9,314

Duke/opponent AP ranking at time of game | Home games in caps
** - denotes ACC opponent | ^ - denotes sellout*
1 - Dick Vitale Invitational (Spectrum Center, Charlotte, N.C.)

2024-25 ATTENDANCE FIGURES

Site	Games	Sellouts	Total	Average
Home	1	1	9,314	9,314
Away	-	-	-	-
Neutral	1	-	12,435	12,435
Totals	**2**	**1**	**21,749**	**10,875**

DUKE RECORD WHEN...

Plays at home	1-0
Plays on the road	**--**
Plays at neutral site	1-0
Record vs. the ACC (regular season)	--
Record against non-conference	**2-0**
Plays an unranked opponent	**2-0**
Plays a ranked opponent	--
Wins the game before	**1-0**
Loses the game before	--
Leads at half	1-0
Trails at half	1-0
Tied at half	--
Plays an overtime game	--
Shoots 50% or better	--
Shoots less than 50%	2-0
Opponent shoots 50% or less	2-0
Shoots better than opponent	2-0
Shoots worse than opponent	--
Has more FTs made than opponent	2-0
Has equal FTs made	--
Has less FTs made than opponent	--
Outrebounds opponent	1-0
Is outrebounded	1-0
Has equal rebounds	--

Has more TOs than opponent	--
Has equal or less TOs than opponent	2-0
Scores more/equal bench points	1-0
Scores less bench points	1-0
Makes 5+ 3-Pt. shots	2-0
No Duke player fouls out	1-0
1+ Duke player fouls out	1-0
Has 20+ assists	1-0
Wears white uniforms	2-0
Wears royal blue uniforms	--
Wears black uniforms	--
Wears gray uniforms	--
Wears navy blue uniforms (Brotherhood)	--
Wears alternate white uniforms (Cameron Brotherhood)	--
Plays in November	**2-0**
Plays in December	--
Plays in January	--
Plays in February	--
Plays in March	--
Plays in April	--
Plays during the day (before 6 p.m.)	1-0
Plays at night (after 6 p.m.)	**1-0**
Has a 20-pt. scorer	2-0
Has a 30-pt. scorer	--
Has a 40-pt. scorer	--

Margin is 5 pts. or less	--
Margin is between 6-10	--
Margin is between 11-20	1-0
Margin is between 21-30	--
Margin is more than 30	1-0
Plays on Sunday	--
Plays on Monday	--
Plays on Tuesday	**1-0**
Plays on Wednesday	--
Plays on Thursday	--
Plays on Friday	--
Plays on Saturday	1-0
Scores 59 points or less	--
Scores 60-69 points	--
Scores 70-79 points	1-0
Scores 80-89 points	--
Scores 90-99 points	1-0
Scores 100+ points	--
Plays on ESPN	1-0
Plays on ESPN2	--
Plays on ACC Network	--
Plays on ABC	--
Plays on CBS/TBS	--
Plays on FOX	--
Plays on CBS Sports Network	**--**
Plays on The CW	1-0

TEAM HIGHS & LOWS

		DUKE	OPPONENT
Points 1st Half	High	45 vs. Western Carolina (11/8/25)	33 by Texas (11/4/25)
	Low	32 vs. Texas (11/4/25)	21 by Western Carolina (11/8/25)
Points 2nd Half	High	53 vs. Western Carolina (11/8/25)	33 by Western Carolina (11/8/25)
	Low	43 vs. Texas (11/4/25)	27 by Texas (11/4/25)
Total Points	High	95 vs. Western Carolina (11/8/25)	60 by Texas (11/4/25)
	Low	75 vs. Texas (11/4/25)	54 by Western Carolina (11/8/25)
FG Made	High	30 vs. Western Carolina (11/8/25)	22 by Western Carolina (11/8/25)
	Low	22 vs. Texas (11/4/25)	19 by Texas (11/4/25)
FG Attempted	High	64 vs. Western Carolina (11/8/25)	72 by Western Carolina (11/8/25)
	Low	52 vs. Texas (11/4/25)	59 by Texas (11/4/25)
FG Percentage 1st Half	High	.433 (13-of-30) vs. Western Carolina (11/8/25)	.333 (10-of-30) by Texas (11/4/25)
	Low	.379 (11-of-29) vs. Texas (11/4/25)	.206 (7-of-34) by Western Carolina (11/8/25)
FG Percentage 2nd Half	High	.500 (17-of-34) vs. Western Carolina (11/8/25)	.395 (15-of-38) by Western Carolina (11/8/25)
	Low	.478 (11-of-23) vs. Texas (11/4/25)	.310 (9-of-29) by Texas (11/4/25)
FG Percentage	High	.469 (30-of-64) vs. Western Carolina (11/8/25)	.322 (19-of-59) by Texas (11/4/25)
	Low	.423 (22-of-52) vs. Texas (11/4/25)	.306 (22-of-72) by Western Carolina (11/8/25)
3-Pt. FG Made	High	10 vs. Western Carolina (11/8/25)	5 by Texas (11/4/25)
	Low	9 vs. Texas (11/4/25)	4 by Western Carolina (11/8/25)
3-Pt. FG Att.	High	32 vs. Western Carolina (11/8/25)	26 by Western Carolina (11/8/25)
	Low	23 vs. Texas (11/4/25)	17 by Texas (11/4/25)
3-Pt. Percentage 1st Half	High	.429 (6-of-14) vs. Texas (11/4/25)	.250 (2-of-8) by Texas (11/4/25)
	Low	.176 (3-of-17) vs. Western Carolina (11/8/25)	.200 (3-of-15) by Western Carolina (11/8/25)
3-Pt. Percentage 2nd Half	High	.467 (7-of-15) vs. Western Carolina (11/8/25)	.333 (3-of-9) by Texas (11/4/25)
	Low	.333 (3-of-9) vs. Texas (11/4/25)	.091 (1-of-11) by Western Carolina (11/8/25)
3-Pt. FG Pct.	High	.391 (9-of-23) vs. Texas (11/4/25)	.294 (5-of-17) by Texas (11/4/25)
	Low	.313 (10-of-32) vs. Western Carolina (11/8/25)	.154 (4-of-26) by Western Carolina (11/8/25)
FT Made	High	25 vs. Western Carolina (11/8/25)	17 by Texas (11/4/25)
	Low	22 vs. Texas (11/4/25)	6 by Western Carolina (11/8/25)
FT Attempted	High	33 vs. Western Carolina (11/8/25)	23 by Texas (11/4/25)
	Low	30 vs. Texas (11/4/25)	11 by Western Carolina (11/8/25)
FT Percentage	High	.758 (25-of-33) vs. Western Carolina (11/8/25)	.739 (17-of-23) by Texas (11/4/25)
	Low	.733 (22-of-30) vs. Texas (11/4/25)	.545 (6-of-11) by Western Carolina (11/8/25)
Off. Rebounds	High	13 vs. Western Carolina (11/8/25)	18 by Texas (11/4/25)
	Low	11 vs. Texas (11/4/25)	15 by Western Carolina (11/8/25)
Def. Rebounds	High	38 vs. Western Carolina (11/8/25)	27 by Western Carolina (11/8/25)
	Low	26 vs. Texas (11/4/25)	23 by Texas (11/4/25)
Total Rebounds	High	51 vs. Western Carolina (11/8/25)	42 by Western Carolina (11/8/25)
	Low	37 vs. Texas (11/4/25)	41 by Texas (11/4/25)
Assists	High	21 vs. Western Carolina (11/8/25)	9 by Western Carolina (11/8/25)
	Low	15 vs. Texas (11/4/25)	6 by Texas (11/4/25)
Blocked Shots	High	4 vs. Western Carolina (11/8/25)	2 by Texas (11/4/25)
	Low	2 vs. Texas (11/4/25)	1 by Western Carolina (11/8/25)
Steals	High	8 vs. Texas (11/4/25)	8 by Western Carolina (11/8/25)
	Low	7 vs. Western Carolina (11/8/25)	4 by Texas (11/4/25)
Turnovers	High	10, 2x, last vs. Western Carolina (11/8/25)	16 by Texas (11/4/25)
	Low		14 by Western Carolina (11/8/25)
Personal Fouls	High	21 vs. Texas (11/4/25)	25 by Texas (11/4/25)
	Low	16 vs. Western Carolina (11/8/25)	23 by Western Carolina (11/8/25)

INDIVIDUAL GAME HIGHS

	DUKE	OPPONENT
Total Points	25 by Cameron Boozer vs. Western Carolina (11/8/25)	16 by Dailyn Swain, Texas (11/4/25)
First Half Points	15 by Isaiah Evans vs. Texas (11/4/25)	10 by Dailyn Swain, Texas (11/4/25)
Second Half Points	15 by Cameron Boozer vs. Texas (11/4/25)	10, 2x, last by Abdulai Fanta Kabba, Western Carolina (11/8/25)
FG Made	8 by Cameron Boozer vs. Western Carolina (11/8/25)	7 by Dailyn Swain, Texas (11/4/25)
FG Attempted	15 by Cameron Boozer vs. Western Carolina (11/8/25)	18 by Dailyn Swain, Texas (11/4/25)
3-Pt. FG Made	4, 2x, last by Cameron Boozer vs. Western Carolina (11/8/25)	4 by Julien Soumaoro, Western Carolina (11/8/25)
3-Pt. FG Attempted	9 by Cameron Boozer vs. Western Carolina (11/8/25)	8 by Julien Soumaoro, Western Carolina (11/8/25)
FT Made	9 by Cameron Boozer vs. Texas (11/4/25)	9 by Matas Vokietaitis, Texas (11/4/25)
FT Attempted	12 by Cameron Boozer vs. Texas (11/4/25)	10 by Matas Vokietaitis, Texas (11/4/25)
Rebounds	13 by Cameron Boozer vs. Texas (11/4/25)	8, 2x, last by Samuel Dada, Western Carolina (11/8/25)
Offensive Rebounds	5 by Cameron Boozer vs. Western Carolina (11/8/25)	4 by two players, Texas (11/4/25)
Defensive Rebounds	11 by Cameron Boozer vs. Texas (11/4/25)	6, 2x, last by Abdulai Fanta Kabba, Western Carolina (11/8/25)
Assists	5 by Cameron Boozer/Cayden Boozer vs. Western Carolina (11/8/25)	2, 4x, last by three players, Western Carolian (11/8/25)
Turnovers	3 by Maliq Brown vs. Texas (11/4/25)	5 by Matas Vokietaitis, Texas (11/4/25)
Blocked Shots	1, 2x, last by four players vs. Western Carolina (11/8/25)	1, 3x, last by Samuel Dada, Western Carolina (11/8/25)
Steals	3 by Dame Sarr vs. Texas (11/4/25)	3 by CJ Hyland, Western Carolina (11/8/25)
Minutes	36 by Cameron Boozer vs. Texas (11/4/25)	36 by Dailyn Swain, Texas (11/4/25)

COMPARISON GAME-BY-GAME

	1st Half	2nd Half	Final	Margin	Total FG	FG Pct.	3pt. FG	3FG Pct.	FT	FT Pct.	Reb	Margin	Assists	Turns	Blocks	Steals	Fouls
vs. Texas	32-33	43-27	75-60	+15	22-52/19-59	.423/.322	9-23/5-17	.391/.294	22-30/17-23	.733/.739	37/41	-4	15/6	10/16	2/2	8/4	21/25
Western Carolina	45-21	50-33	95-54	+41	30-64/22-72	.469/.306	10-32/4-26	.313/.154	25-33/6-11	.758/.545	51/42	+9	21/9	10/14	4/1	7/8	16/23

GAME REPORTS

	Duke Jersey Color	Won Tip	Largest Duke Lead	Largest Duke Deficit	No. of Ties	No. of Lead Changes	Duke Led For	Opp. Led For	Game Tied For	Duke's First Sub(s)
vs. Texas	White	Texas	17	4	1	5	30:11	8:39	1:10	Maliq Brown
Western Carolina	White	Duke	41	4	0	1	37:39	1:24	0:57	Cayden Boozer, Maliq Brown, Darren Harris, Nikolas Khamenia

MISCELLANEOUS STATS

GAMES AS LEADING SCORER

Cameron Boozer	1
Isaiah Evans	1

GAMES AS LEADING REBOUNDER

Cameron Boozer	2

GAMES LEADING IN ASSISTS

Cameron Boozer	2
Cayden Boozer	1

GAMES LEADING IN STEALS

Cayden Boozer	1
Isaiah Evans	1
Dame Sarr	1

DOUBLE-FIGURE SCORING GAMES

Cameron Boozer	2
Patrick Ngongba II	2
Cayden Boozer	1
Maliq Brown	1
Isaiah Evans	1

20+ POINT GAMES

Cameron Boozer	1
Isaiah Evans	1

CHARGES DRAWN

Opponent	1
Duke	1
Patrick Ngongba II	1

THREE-POINT PLAYS

Opponent	4
Duke	4
Cameron Boozer	2
Maliq Brown	1
Isaiah Evans	1

DUNKS

Opponent	3
Duke	7
Patrick Ngongba II	3
Cameron Boozer	2
Maliq Brown	1
Isaiah Evans	1

DUKE'S FIRST SUBSTITUTION

Maliq Brown	2
Cayden Boozer	1
Darren Harris	1
Nikolas Khamenia	1

SHOT CLOCK VIOLATIONS FORCED

Opponent	-
Duke	1

OPENING TIPS CONTROLLED

Opponent	1
Duke	1
Patrick Ngongba II	1

TECHNICAL FOULS (UNSPORTING)

Opponent	-
Duke	-

FREE THROW SHOOTING | LAST 5:00 & OVERTIME

Duke	6-12	.500
Cayden Boozer	2-2	1.000
Cameron Boozer	2-4	.500
Maliq Brown	1-2	.500
Nikolas Khamenia	1-3	.333
Ifeanyi Ufochukwu	0-1	.000

LARGEST DUKE LEAD
41, 2x
[74-33, 95-54] vs. Western Carolina (11/8/25)

LARGEST DUKE DEFICIT
4, 3x
[3-7, 6-10, 8-12] vs. Texas (11/4/25)
[0-4] vs. Western Carolina (11/8/25)

LARGEST HALFTIME LEAD
24 [45-21] vs. Western Carolina (11/8/25)

LARGEST HALFTIME DEFICIT
1 [32-33] vs. Texas (11/4/25)

LONGEST SCORING RUN
17 [8-6 to 25-6] vs. Western Carolina (11/8/25)

LONGEST SCORING RUN ALLOWED
7 [51-41 to 51-48] by Texas (11/4/25)

10+ POINT SCORING RUNS

Opponent	-
Duke	3

LARGEST DUKE WIN
41 [95-54] vs. Western Carolina (11/8/25)

LARGEST DUKE DEFEAT
-

LONGEST WINNING STREAK
2 (11/4/25-pres.)

LONGEST LOSING STREAK
-

LARGEST ROAD CROWD
-

LARGEST NEUTRAL CROWD
12,435 (Spectrum Center, Charlotte, N.C.)

SPECIALTY STATS

	POINTS IN THE PAINT		*POINTS OFF TURNOVERS*		*2ND CHANCE POINTS*		*FAST BREAK POINTS*		*BENCH POINTS*	
	Duke	*Opp*	*Duke*	*Opp*	*Duke*	*Opp*	*Duke*	*Opp*	*Duke*	*Opp*
vs. Texas	24	26	8	8	8	14	11	6	12	20
Western Carolina	40	28	21	7	19	8	20	8	42	8
Totals	**64**	**54**	**29**	**15**	**27**	**22**	**31**	**14**	**54**	**28**
Averages	**32.0**	**27.0**	**14.5**	**7.5**	**13.5**	**11.0**	**15.5**	**7.0**	**27.0**	**14.0**

THE LAST TIME IT HAPPENED | TEAM

DUKE WAS RANKED (AP POLL)

No. 1	March 17, 2025
Top 5 (2-5)	**November 10, 2025**
Top 10 (6-10)	**October 13, 2025**
Top 25 (11-25)	November 18, 2024

DUKE PLAYED A RANKED OPPONENT (AP POLL)

No. 1	vs. Kansas on Nov. 26, 2024
Top 5 (2-5)	vs. No. 2 Houston on April 5, 2025
Top 10 (6-10)	vs. No. 7 Alabama on March 29, 2025
Top 25 (11-25)	vs. No. 21 Arizona on March 27, 2025

DUKE DEFEATED A RANKED OPPONENT (AP POLL)

No. 1	vs. Gonzaga [84-81] on Nov. 26, 2021
Top 5 (2-5)	vs. No. 2 Auburn [84-78] on Dec. 4, 2024
Top 10 (6-10)	vs. No. 7 Alabama [85-65] on March 29, 2025
Top 25 (11-25)	vs. No. 21 Arizona [100-93] on March 27, 2025

DUKE LOST TO A RANKED OPPONENT (AP POLL)

No. 1	vs. Kansas [72-75] on Nov. 26, 2024
Top 5 (2-5)	vs. No. 2 Houston [67-60] on April 5, 2025
Top 10 (6-10)	vs. No. 7 North Carolina [79-84] on March 9, 2024
Top 25 (11-25)	vs. No. 19 Kentucky [72-77] on Nov. 12, 2024

DUKE FACED NO. 1 (AP POLL)

Home	vs. Syracuse [W, 66-60] on Feb. 22, 2014
Road	vs. North Carolina [L, 83-69] on March 7, 1993
Neutral	vs. Kansas [L, 72-75] on Nov. 26, 2024

100 POINTS BY A TEAM

By Duke	100 vs. Arizona (3/27/25)
By Opponent	113 by Wake Forest (2/25/20)

40+ POINT WIN

By Duke	41 [95-54] vs. Western Carolina (11/8/25)
By Opponent	43 [109-66] by Virginia (3/11/83)

30-39 POINT WIN

By Duke	33 [93-60] vs. Wake Forest (3/3/25)
By Opponent	103-73 by UNLV (4/2/90)

OVERTIME GAME

Duke Win	98-96 at North Carolina (2/8/20)
Duke Loss	62-69 at Virginia (2/11/23)

DOUBLE OVERTIME GAME

Duke Win	66-63 vs. Virginia Tech (12/1/69)
Duke Loss	101-113 at Wake Forest (2/25/20)

TRIPLE OVERTIME GAME

Duke Win	73-72 vs. Clemson (2/24/82)
Duke Loss	70-68 at Virginia (2/25/58)

WON THE GAME IN THE FINAL SECONDS

By Duke	Tyrese Proctor, 2 FT at 1.0 second Duke defeated Clemson, 72-71 (1/27/24)
By Opponent	Reece Beekman, 3FG at 1.1 seconds Virginia defeated Duke, 69-68 (2/7/22)

WON THE GAME AT THE BUZZER

By Duke	Wendell Moore Jr., FG Duke defeated North Carolina, 98-96 [OT] (2/8/20)
By Opponent	Nathan Bain, FG Stephen F. Austin defeated Duke, 85-83 [OT] (11/26/19)

5 PLAYERS IN DOUBLE-FIGURE POINTS

By Duke	(5) vs. North Carolina (3/14/25)
By Opponent	(5) by NC State (3/14/24)

6 PLAYERS IN DOUBLE-FIGURE POINTS

By Duke	(6) vs. Virginia Tech (12/31/24)

7 PLAYERS IN DOUBLE-FIGURE POINTS

By Duke	(7) vs. Illinois (2/22/25)

8 PLAYERS IN DOUBLE-FIGURE POINTS

By Duke	(8) vs. Clemson (1/27/92)

9+ PLAYERS IN DOUBLE-FIGURE POINTS

By Duke	Never

MADE 40-49 FIELD GOALS

By Duke	40 vs. Illinois (2/22/25)
By Opponent	42 by Florida State (2/4/06)

MADE 50+ FIELD GOALS

By Duke	50 vs. Mercer (12/21/97)
By Opponent	Never

MADE FEWER THAN 20 FIELD GOALS

By Duke	19 vs. Vermont (3/22/24)
By Opponent	**19 by Texas (11/4/25**

HAD 70-79 FIELD GOAL ATTEMPTS

By Duke	70 vs. Mt. St. Mary's (3/21/25)
By Opponent	**72 by Western Carolina (11/8/25)**

HAD 80-89 FIELD GOAL ATTEMPTS

By Duke	80 at North Carolina (2/8/20)
By Opponent	80 by Syracuse (1/14/19)

HAD 90-99 FIELD GOAL ATTEMPTS

By Duke	90 vs. Wake Forest (12/18/70)
By Opponent	91 by William & Mary (12/3/73)

HAD 100+ FIELD GOAL ATTEMPTS

By Duke	102 vs. NC State (3/5/55)
By Opponent	100 by NC State (2/20/74)

HAD FEWER THAN 30 FIELD GOAL ATTEMPTS

By Duke	23 vs. North Carolina (2/24/79)
By Opponent	29 by North Carolina (3/8/02)

SHOT 60 PERCENT OR BETTER FROM THE FIELD

By Duke	.600 (33-of-55) vs. Arizona (3/27/25)
By Opponent	.604 (29-of-48) by Wake Forest (2/24/24)

SHOT 70 PERCENT OR BETTER FROM THE FIELD

By Duke	.704 (38-of-54) vs. Davidson (11/8/13)
By Opponent	.700 (7-of-10) by Wake Forest (2/7/10)

SHOT LESS THAN 30 PERCENT FROM THE FIELD

By Duke	.267 (16-of-60) vs. Oregon State (11/24/22)
By Opponent	.294 (20-of-68) by George Mason (12/17/24)

MADE 10+ THREE-POINT FIELD GOALS

By Duke	10 vs. Western Carolina (11/8/25)
By Opponent	10 by Houston (4/5/25)

MADE 15+ THREE-POINT FIELD GOALS

By Duke	15 at Miami (2/25/25)
By Opponent	18 by The Citadel (11/22/21)

MADE 0 THREE-POINT FIELD GOALS

By Duke	0-4 vs. Hawai'i (12/30/89)
By Opponent	0-8 by Tennessee (11/21/11)

HAD 30+ THREE-POINT FIELD GOAL ATTEMPTS

By Duke	**32 vs. Western Carolina (11/8/25)**
By Opponent	32 by Alabama (3/29/25)

SHOT 60 PERCENT OR BETTER FROM THE 3-POINT LINE

By Duke	.600 (15-of-25) at Miami (2/25/25)
By Opponent	.667 (10-of-15) by North Carolina (2/6/21)

SHOT 70 PERCENT OR BETTER FROM THE 3-POINT LINE

By Duke	.706 (12-of-17) vs. Virginia Tech (2/21/13)
By Opponent	.727 (8-of-11) by Georgia Tech (2/4/15)

SHOT 80 PERCENT OR BETTER FROM THE 3-POINT LINE

By Duke	.800 (8-of-10) vs. Minnesota (11/22/12)
By Opponent	.800 (12-of-15) by N. Carolina (3/5/83)

SHOT LESS THAN 20 PERCENT FROM THE 3-POINT LINE

By Duke	.167 (4-of-24) vs. Kentucky (11/12/24)
By Opponent	**.154 (4-of-26) by Western Carolina (1/8/25)**

MADE 30-39 FREE THROWS

By Duke	30 vs. Notre Dame (1/11/25)
By Opponent	37 by Wake Forest (2/25/20)

MADE 40+ FREE THROWS

By Duke	40 vs. Southern Illinois (11/20/08)
By Opponent	42 by Wake Forest (12/20/68)

MADE 5 OR FEWER FREE THROWS

By Duke	4 vs. Miami (1/14/25)
By Opponent	5 by Louisville (3/15/25)

HAD 40-49 FREE THROW ATTEMPTS

By Duke	40 vs. Georgia Tech (1/4/22)
By Opponent	40 by Florida State (3/1/06)

HAD 50+ FREE THROW ATTEMPTS

By Duke	54 vs. Fairfield (11/14/98)
By Opponent	50 by Wake Forest (2/25/20)

SHOT 90 PERCENT OR BETTER FROM THE FOUL LINE

By Duke	.900 (18-of-20) at Miami (2/25/25)
By Opponent	.913 (21-of-23) by Arizona (3/27/25)

SHOT 100 PERCENT FROM THE FOUL LINE

By Duke	15-of-15 vs. Virginia Tech (12/31/24)
By Opponent	5-of-5 by Miami (2/25/25)

HAD 50-59 REBOUNDS

By Duke	**51 vs. Western Carolina (11/8/25)**
By Opponent	50 by North Carolina (4/2/22)

HAD 60+ REBOUNDS

By Duke	61 vs. Saint Francis (Pa.) (12/5/17)
By Opponent	64 by North Carolina (3/5/16)

FIVE PLAYERS FOULED OUT

By Duke	vs. Wake Forest (2/17/08)
By Opponent	by Portland State (11/24/17)

HAD 20-29 ASSISTS

By Duke	**21 vs. Western Carolina (11/8/25)**
By Opponent	22 by Kansas (11/26/24)

HAD 30+ ASSISTS

By Duke	32 vs. Evansville (12/20/17)
By Opponent	30 by Maryland (2/10/90)

HAD 10+ BLOCKED SHOTS

By Duke	11 vs. Queens (12/30/23)
By Opponent	10 by Arkansas (11/29/23)

HAD 15+ STEALS

By Duke	15 vs. USC Upstate (11/11/22)
By Opponent	15 by Miami (1/8/22)

HAD 20+ TURNOVERS

By Duke	22 at Virginia (2/11/23)
By Opponent	20 by Miami (2/25/25)

HAD 30+ TURNOVERS

By Duke	33 vs. Maryland (2/9/91)
By Opponent	31 by Eastern Kentucky (11/25/07)

COMMITTED 10 OR FEWER TURNOVERS

By Duke	**10 vs. Western Carolina (11/8/25)**
By Opponent	9 by Houston (4/5/25)

THE LAST TIME IT HAPPENED | INDIVIDUAL

30-39 POINTS BY A PLAYER
By Duke 30, Cooper Flagg vs. Arizona (3/27/25)
By Opp. 35, Caleb Love, Arizona (3/27/24)

40+ POINTS BY A PLAYER
By Duke 42, Cooper Flagg vs. Notre Dame (1/11/25)
By Opp. 40, Bootsy Thornton, St. John's (1/24/99)

50+ POINTS BY A PLAYER
By Duke 58, Danny Ferry vs. Miami (12/10/88)
By Opp. Never

TWO PLAYERS SCORED 20 OR MORE POINTS
By Duke Cooper Flagg (30) & Kon Knueppel (20) vs. Arizona (3/27/25)
By Opp. Johni Broome (20), Tahaad Pettiford (20) Auburn (12/4/24)

THREE PLAYERS SCORED 20 OR MORE POINTS
By Duke Jared McCain (23), Kyle Filipowski (22), Jeremy Roach (20) at North Carolina (2/3/24)
By Opp. Armando Bacot (23), Caleb Love (22), RJ Davis (21), Brady Manek (20), North Carolina (3/5/22)

FOUR PLAYERS SCORED 20 OR MORE POINTS
By Duke Jabari Parker (22), Rodney Hood (22), Quinn Cook (21), Rasheed Sulaimon (20) vs. Davidson (11/8/13)
By Opp. Armando Bacot (23), Caleb Love (22), RJ Davis (21), Brady Manek (20), North Carolina (3/5/22)

TWO PLAYERS SCORED 30 OR MORE POINTS
By Duke Gerald Henderson (35), Jon Scheyer (30) vs. Wake Forest (2/22/09)
By Opp. Brian Oliver (31), Dennis Scott (31) Georgia Tech (3/10/90)

10+ FIELD GOALS MADE BY A PLAYER
By Duke 10, Cooper Flagg vs. Wake Forest (3/3/25)
By Opp. 11, Caleb Love, Arizona (3/27/25)

15+ FIELD GOALS MADE BY A PLAYER
By Duke 15, Matthew Hurt vs. Louisville (2/27/21)
By Opp. 17, Al Thornton, Florida State (2/4/06)

20-29 FIELD GOAL ATTEMPTS BY A PLAYER
By Duke 20, Cooper Flagg vs. George Mason (12/17/24)
By Opp. 21, Caleb Love, Arizona (3/27/25)

30+ FIELD GOAL ATTEMPTS BY A PLAYER
By Duke 30, RJ Barrett vs. Syracuse (1/14/19)
By Opp. 32, Al Thornton, Florida State (2/4/06)

PLAYER SHOT 1.000 WITH 5+ FIELD GOAL ATTEMPTS
By Duke 5-of-5, Khaman Maluach vs. Mt. St. Mary's (3/21/25)
By Opp. 8-8, Kadin Shedrick, Virginia (2/7/22)

PLAYER SHOT .800 WITH 10+ FIELD GOAL ATTEMPTS
By Duke 9-11 (.818), Kon Knueppel vs. Miami (1/14/25)
By Opp. 11-13 (.846) by Hunter Sallis, Wake Forest (2/24/24)

PLAYER SHOT .900 WITH 10+ FIELD GOAL ATTEMPTS
By Duke 9-10 (.900), Tyrese Proctor vs. Baylor (3/23/25)
By Opp. 10-11 (.909), Armando Bacot, North Carolina (3/5/22)

5+ 3PT FIELD GOALS MADE BY A PLAYER
By Duke 7, Tyrese Proctor vs. Baylor (3/23/25)
By Opp. 6, LJ Cryer, Houston (4/5/25)

10+ 3PT FIELD GOAL ATTEMPTS BY A PLAYER
By Duke 14, Tyrese Proctor vs. Louisville (3/5/25)
By Opp. 11, Caleb Love, Arizona (3/27/25)

PLAYER SHOT .800 WITH 5+ 3PT FIELD GOAL ATTEMPTS
By Duke 7-8 (.875), Tyrese Proctor vs. Baylor (3/23/25)
By Opp. 4-5 (.800), Miles Kelly Auburn (12/4/24)

10+ FREE THROWS MADE BY A PLAYER
By Duke 12 by Kon Knueppel vs. Georgia Tech (3/13/25)
By Opp. 10, Matthew Cleveland, Florida State(12/31/22)

15+ FREE THROWS MADE BY A PLAYER
By Duke 16, Cooper Flagg vs. Notre Dame (1/11/25)
By Opp. 15, Bryant Crawford, Wake Forest (1/28/17)

10+ FREE THROWS ATTEMPTED BY A PLAYER
By Duke 12, Cameron Boozer vs. Texas (11/4/25)
By Opp. 10, Matas Vokietaitis, Texas (11/4/25)

15+ FREE THROWS ATTEMPTED BY A PLAYER
By Duke 16, Cooper Flagg vs. Notre Dame (1/11/25)
By Opp. 17, Au'Diese Toney, Pittsburgh (1/19/21)

20+ FREE THROWS ATTEMPTED BY A PLAYER
By Duke 20, Christian Laettner vs. Boston U. (1/21/92)
By Opp. 22, Buzzy Wilkinson, Virginia (3/4/54)

PLAYER SHOT 1.000 WITH 10+ FREE THROW ATTEMPTS
By Duke 11-of-11, Jared McCain vs. NC State (3/31/24)
By Opp. 10-of-10, Matthew Cleveland, Florida State (12/31/22)

10+ REBOUNDS BY A PLAYER
By Duke 13, Cameron Boozer vs. Texas (11/4/25)
By Opp. 12, J'Wan Roberts, Houston (4/5/25)

15+ REBOUNDS BY A PLAYER
By Duke 15, Khaman Maluach vs. Miami (1/14/25)
By Opp. 16, Mohamed Diarra, NC State (3/14/24)

20+ REBOUNDS BY A PLAYER
By Duke 21, Marvin Bagley III vs. Florida State (12/30/17)
By Opp. 21, Armando Bacot, North Carolina (4/2/22)

TWO PLAYERS WITH 10 OR MORE REBOUNDS
By Duke Cooper Flagg (12), Maliq Brown (11) at Louisville (12/8/24)
By Opp. Harrison Ingram (13), Armando Bacot (10) North Carolina (2/3/24)

5+ OFFENSIVE REBOUNDS BY A PLAYER
By Duke 5, Cameron Boozer vs. Western Carolina (11/8/25)
By Opp. 5, Joseph Tugler, Houston (4/5/25)

10+ DEFENSIVE REBOUNDS BY A PLAYER
By Duke 12, Cameron Boozer vs. Texas (11/4/25)
By Opp. 10, Matthew-Alexander Moncrieffe, Seattle (11/29/24)

10+ ASSISTS BY A PLAYER
By Duke 10, Tyrese Proctor vs. Pittsburgh (3/9/23)
By Opp. 10, Dajuan Harris, Kansas (11/15/22)

5+ BLOCKED SHOTS BY A PLAYER
By Duke 5, Kyle Filipowski vs. Queens (12/30/23)
By Opp. 5, Yves Missi, Baylor (12/20/23)

10+ BLOCKED SHOTS BY A PLAYER
By Duke 10, Shelden Williams vs. Maryland (1/11/06)
By Opp. 10, Jay Huff, Virginia (2/29/20)

5+ STEALS BY A PLAYER
By Duke 5, Maliq Brown vs. Kansas (11/26/24)
By Opp. 5, Jaden Bradley, Arizona (11/22/24)

10+ STEALS BY A PLAYER
By Duke 11, Kenny Dennard vs. Maryland (2/3/79)
By Opp. Never

40 MINUTES PLAYED IN REGULATION
By Duke Jared McCain vs. NC State (3/31/24)
By Opp. LJ Cryer, Houston (4/5/25)

40+ MINUTES PLAYED IN A GAME
By Duke 42, Tyrese Proctor at Virginia (2/11/23)
By Opp. 41, Reece Beekman, Virginia (2/11/23)

50+ MINUTES PLAYED IN A GAME
By Duke 53, Chip Engelland vs. Clemson (2/24/82)
51, Vince Taylor vs. Clemson (2/24/82)
By Opp. 53, Vince Hamilton, Clemson (2/24/82)
52, Mike Eppley, Clemson (2/24/82)
51, Fred Gillam, Clemson (2/24/82)

DOUBLE-DOUBLE BY A PLAYER*
By Duke Cameron Boozer (15/13) vs. Texas (11/4/25)
By Opp. J'Wan Roberts (11/12), Houston (4/5/25)

MULTIPLE DOUBLE-DOUBLES IN A GAME*
By Duke Cooper Flagg (13/11) & Khaman Maluach (11/14) vs. Army West Point (11/8/24)
By Opp. Armando Bacot (25/10) & Harrison Ingram (21/13) North Carolina (2/3/24)

20-20 GAMES (POINTS - REBOUNDS)
By Duke 32/21, Marvin Bagley III vs. Florida State (12/30/17)
By Opp. 26/24, Sean May, North Carolina (3/6/05)

TRIPLE-DOUBLE BY A PLAYER^
By Duke 19/10/10, Wendell Moore Jr., vs. Army (11/12/21)
By Opp. 16/15/10 blocks, Tree Rollins, Clemson (2/23/77)

ALL-TIME TRIPLE-DOUBLES BY A DUKE PLAYER (5)
21/18/10 assists, Art Heyman vs. Virginia (2/28/63)
13/12/11 assists, Gene Banks vs. Lehigh (1/9/78)
19/11/10 blocks, Shelden Williams vs. Maryland (1/11/06)
23/11/10 assists, RJ Barrett vs. NC State (2/16/19)
19/10/10 assists, Wendell Moore Jr., vs. Army (11/12/21)

**Double-doubles are points and rebounds unless otherwise indicated*
^Triple-doubles are points, rebounds, and assists unless indicated

DUKE SEASON STATS

Game Records

Record	Overall	Home	Away	Neutral
ALL GAMES	2-0	1-0	0-0	1-0
CONFERENCE	0-0	0-0	0-0	0-0
NON-CONFERENCE	2-0	1-0	0-0	1-0

Score by Periods

Team	1st	2nd	OT	TOT
Duke	77	93	0	170
Opponents	54	60	0	114

Team Box Score

No.	Player				Total		3-Point		F-Throw		Rebounds											
		GP-GS	MIN	AVG	FG-FGA	FG%	3FG-3FGA	3FG%	FT-FTA	FT%	OFF	DEF	TOT	AVG	PF	DQ	A	TO	BLK	STL	PTS	AVG
12	BOOZER, Cameron	2-2	59:21	29.7	11-27	.407	4-13	.308	14-17	.824	6	14	20	10.0	4	0	8	2	2	2	40	20.0
3	EVANS, Isaiah	2-2	54:51	27.4	8-21	.381	4-13	.308	10-11	.909	3	4	7	3.5	4	0	1	3	1	2	30	15.0
21	NGONGBA, Patrick	2-2	45:51	22.9	8-13	.615	0-3	.000	4-5	.800	1	10	11	5.5	6	1	4	3	1	2	20	10.0
1	FOSTER, Caleb	2-2	43:55	22.0	7-13	.538	2-4	.500	0-0	.000	0	7	7	3.5	7	0	6	2	0	1	16	8.0
2	BOOZER, Cayden	2-0	40:23	20.2	4-9	.444	1-4	.250	7-9	.778	2	8	10	5.0	1	0	7	2	0	2	16	8.0
6	BROWN, Maliq	2-0	30:31	15.3	5-7	.714	1-2	.500	2-3	.667	1	4	5	2.5	6	1	2	4	1	1	13	6.5
14	KHAMENIA, Nikolas	2-0	37:57	19.0	3-8	.375	3-8	.375	3-5	.600	3	4	7	3.5	4	0	3	2	0	1	12	6.0
7	SARR, Dame	2-2	45:40	22.8	2-9	.222	2-5	.400	4-9	.444	3	7	10	5.0	2	0	1	1	1	3	10	5.0
8	HARRIS, Darren	2-0	30:17	15.1	2-4	.500	1-2	.500	3-3	1.000	0	2	2	1.0	2	0	4	1	0	1	8	4.0
20	SCOTT, Jack	1-0	03:39	3.7	1-2	.500	1-1	1.000	0-0	.000	1	0	1	1.0	0	0	0	0	0	0	3	3.0
15	UFOCHUKWU, Ifeanyi	1-0	03:56	3.9	1-1	1.000	0-0	.000	0-1	.000	0	1	1	1.0	1	0	0	0	0	0	2	2.0
13	SHEFFIELD, Cameron	1-0	03:39	3.7	0-2	.000	0-0	.000	0-0	.000	1	0	1	1.0	0	0	0	0	0	0	0	0.0
Team											3	3	6									
Total		**2**	**400**		**52-116**	**.448**	**19-55**	**.345**	**47-63**	**.746**	**24**	**64**	**88**	**44.0**	**37**	**2**	**36**	**20**	**6**	**15**	**170**	**85.0**
Opponents		**2**	**400**		**41-131**	**.313**	**9-43**	**.209**	**23-34**	**.676**	**33**	**50**	**83**	**41.5**	**48**	**0**	**15**	**30**	**3**	**12**	**114**	**57.0**

Team Statistics

	DU	OPP
Scoring	**170**	**114**
Points per game	85.0	57.0
Scoring margin	+28.0	-
Field goals-att	**52-116**	**41-131**
Field goal pct	.448	.313
3 point fg-att	**19-55**	**9-43**
3-point FG pct	.345	.209
3-pt FG made per game	9.5	4.5
Free throws-att	**47-63**	**23-34**
Free throw pct	.746	.676
F-Throws made per game	23.5	11.5
Rebounds	**88**	**83**
Rebounds per game	44.0	41.5
Rebounding margin	+2.5	-
Assists	**36**	**15**
Assists per game	18.0	7.5
Turnovers	**20**	**30**
Turnovers per game	10.0	15.0
Turnover margin	+5.0	-
Assist/turnover ratio	1.8	0.5
Steals	**15**	**12**
Steals per game	7.5	6.0
Blocks	**6**	**3**
Blocks per game	3.0	1.5
Winning streak	**2**	**-**
Home win streak	1	-
Attendance	**9314**	**0**
Home games-Avg/Game	1-9314	0-0
Neutral site-Avg/Game	-	1-12435

Team Results

Date	Opponent		Score	Att.
11/04/2025	vs Texas	W	75-60	12435
11/08/2025	Western Caro.	W	95-54	9314

DUKE BASKETBALL
2025-26 RADIO/TV ROSTER

1 • CALEB FOSTER
G | 6-5 | 205 | Jr.
Harrisburg, N.C.
Notre Dame HS (Calif.)



2 • CAYDEN BOOZER
G | 6-4 | 205 | Fr.
Miami, Fla.
Columbus HS

3 • ISAIAH EVANS
G/F | 6-6 | 180 | So.
Fayetteville, N.C.
North Mecklenburg HS

5 • SEBASTIAN WILKINS
G/F | 6-8 | 220 | Fr.
Boston, Mass.
Brewster Academy

6 • MALIQ BROWN
F | 6-9 | 225 | Sr.
Culpeper, Va.
Blue Ridge HS
Syracuse Univ.

7 • DAME SARR
G/F | 6-8 | 190 | Fr.
Oderzo, Italy
FC Barcelona



8 • DARREN HARRIS
G/F | 6-5 | 195 | So.
Herndon, Va.
St. Paul VI Catholic HS



12 • CAMERON BOOZER
F | 6-9 | 250 | Fr.
Miami, Fla.
Columbus HS



13 • CAMERON SHEFFIELD
G/F | 6-6 | 205 | Gr.
Alpharetta, Ga.
Chattahoochee HS
Rice Univ.

14 • NIKOLAS KHAMENIA
G/F | 6-8 | 215 | Fr.
Los Angeles, Calif.
Harvard-Westlake HS

15 • IFEANYI UFOCHUKWU
C | 6-11 | 240 | Gr.
Benin City, Nigeria
Covenant Day School
Rice Univ.

20 • JACK SCOTT
G/F | 6-6 | 220 | Sr.
Pelican Island, N.J.
Hun School
Princeton Univ.

21 • PATRICK NGONGBA II
C | 6-11 | 250 | So.
Manassas, Va.
St. Paul VI Catholic HS

JON SCHEYER
Head Coach
Duke '10
13th Season at Duke / 4th as Head Coach

CHRIS CARRAWELL
Associate Head Coach
Duke '00
8th Season at Duke



EMANUEL DILDY
Associate Head Coach
Eastern Illinois '05
3rd Season at Duke

EVAN BRADDS
Assistant Coach
Belmont '17
1st Season at Duke



TYLER THORNTON
Assistant Coach
Duke '14
1st Season at Duke

JAYCE McCAIN
Player Development Specialist
Cal State San Marcos '23
3rd Season at Duke