

2024 DUKE BASEBALL GAME NOTES

RECORD  
11-1

ACC  
0-0

RANKING  
12

HEAD COACH  
Chris Pollard

RECORD  
735-574-2

YEAR  
25<sup>th</sup>

DUKE RECORD  
350-256

YEAR  
12<sup>th</sup>

D

VS

WF

RECORD  
11-1

ACC  
0-0

RANKING  
1

HEAD COACH  
Tom Walter

RECORD  
859-674-1

YEAR  
28<sup>th</sup>

WF RECORD  
431-343-1

YEAR  
15<sup>th</sup>

112 All-ACC Honorees • 95 MLB Draft Selections • 45 MLB Alumni • 16 All-Americans • 10 NCAA Tournament Appearances • 3 College World Series Appearances

GAME INFO

Dates: Mar. 8-10, 2024

First Pitch (EST): Fri. 6 PM | Sat. 3 PM | Sun. 1 PM

Location: Winston-Salem, N.C.

Venue: David F. Couch Ballpark

TV: ACCNX

PxP: Daron Vaught / Colton DeBiase (Sat./Sun.)

Analyst: N/A

Live Stats: GoDuke.com

Twitter Updates: @DukeBASE

SERIES HISTORY

All-Time: 139-168-2

In Durham: 61-56-0

In Winston-Salem: 30-75-2

NUMBERS TO KNOW

6 Chris Pollard needs six wins to move into a tie for second all-time in program history for career wins at Duke.

13 Senior Alex Stone needs 13 home runs to tie the career program record for home runs hit. He currently sits in seventh all-time with 30.

7 Graduate closer Charlie Beilenson needs seven saves to tie the single season saves record by a Duke pitcher. Beilenson would join sophomore James Tallon who recorded 12 in 2023.

LEADING OFF

- The Blue Devils have continued to pounce on opponents like they did throughout the season in 2023. Duke has recorded 80 of its 129 runs so far this season from the fourth to eighth innings. That number accounts for 62.0% of the Blue Devils' run production this season.

- Duke is one of nine programs to make the NCAA tournament five times, appear in three Super Regionals and win a conference championship over the last seven years. The Blue Devils join LSU, ECU, Ole Miss, Vanderbilt, Stanford, North Carolina, Arkansas and Tennessee.

- The Blue Devils have faced a No. 1 overall team 27 times since 2006, posting a 5-22 record in those contests. The last win over a No. 1 team came in 2016 against Miami, where Duke defeated the Hurricanes 12-5. The last series win over a No. 1 team was beating North Carolina in 2009, where the Blue Devils took two-of-three games from the Tar Heels.

- Junior left-hander **Jonathan Santucci** has been nearly untouchable this season since returning from a season ending injury in 2023. The Leominster, Mass., native improved to 3-0 on the season, working 17 innings and striking out 31 batters. In his most recent outing, Santucci tossed a career-best six innings and 14 punchouts, allowing one hit. On the season, the lefty boasts a perfect 0.00 ERA and opponents are hitting .169 off him. Santucci became the first Duke player since **Joey Loperfido** (2021) to earn an ACC player or pitcher of the week honor on Monday.

- Current single season appearance program record holder and graduate transfer **Charlie Beilenson** has started the 2024 season as the work horse out of the bullpen for Duke once again. Beilenson has already appeared in five games and leads the country in saves with five. Beilenson's most recent outing came against Akron on Sunday, working three innings and posting a career high six strikeouts to earn his fifth save.

- Graduate transfer **Ben Miller** has been scorching hot to start the 2024 campaign, collecting hits in the first 12 games of the season. Miller has posted a .500 average at the plate, scoring 15 runs, 24 hits, six doubles, seven home runs and 18 RBI. He also has added three walks and been hit by three pitches. The Durham, N.C., native posts a 1.063 slugging percentage and .556 on base percentage heading into the fourth weekend of play. He ranks fourth in the country in hits, leading the ACC, and fifth in the country in home runs, second in the ACC.

- The Blue Devils have hit the cover off the baseball in 2024, leading the country and the ACC in home runs this season. Duke added six more long balls to their season tally on Tuesday against Appalachian State, pushing the number to 35.

PROJECTED STARTING LINEUP

Pos.	No.	Name	Yr.	B/T	GP-GS	Avg.	R	H	2B	3B	HR	RBI	SLG%	BB	HBP	SO	OBP	SB-ATT
2B	22	Zac Morris	Gr.	R/R	12-12	.311	20	14	1	0	6	15	.733	9	2	8	.446	4-4
3B	34	Ben Miller	Gr.	R/R	12-12	.500	15	24	6	0	7	18	1.063	3	3	6	.556	0-0
C	5	Alex Stone	Sr.	R/R	12-12	.256	12	11	1	0	3	9	.488	3	3	5	.333	0-0
1B	23	Logan Bravo	Gr.	R/R	12-12	.426	12	20	3	0	2	15	.617	3	1	7	.462	1-2
RF	29	AJ Gracia	Fr.	L/L	12-12	.316	12	12	2	0	3	14	.605	12	1	6	.481	3-3
CF	13	Devin Obee	Jr.	R/R	12-12	.476	14	20	3	0	5	16	.905	4	2	8	.531	4-5
LF	6	Macon Winslow	Fr.	R/R	10-10	.394	9	13	5	0	3	10	.818	2	1	7	.421	0-0
DH	15	Kyle Johnson	Fr.	R/L	11-8	.333	4	8	3	1	0	2	.542	1	0	6	.360	1-1
SS	7	Wallace Clark	Jr.	S/R	12-12	.321	12	9	2	0	2	8	.607	6	10	7	.556	2-2

PROJECTED STARTING PITCHERS

Pos.	No.	Name	Yr.	App-GS	W-L	ERA	IP	H	R	ER	BB	SO	2B	3B	HR	Avg.	WP	HBP
LHP	12	Jonathan Santucci	Jr.	3-3	3-0	0.00	17.0	10	0	0	7	31	0	0	0	.169	1	0
LHP	2	Andrew Healy	So.	3-3	1-0	3.00	12.0	11	5	4	5	16	4	1	1	.234	3	2
LHP	15	Kyle Johnson	Fr.	4-1	3-0	0.00	12.0	6	1	0	2	11	1	0	0	.154	1	0

\* Projected lineup and pitchers are based on previous lineup and weekend rotation \*

SCHEDULE

FEBRUARY

16 vs. Indiana ^

17 vs. George Mason ^

18 vs. #18 Coastal Carolina ^

21 Liberty

23 Northwestern

24 Northwestern

25 Northwestern

27 Davidson

ESPN+

ESPN+

ESPN+

ACCNX

ACCNX

ACCNX

ACCNX

ACCNX

W, 6-3

W, 23-5

W, 5-3

W, 4-2

W, 2-0

W, 8-2

W, 20-9

W, 17-0 (7)

MARCH

1 Akron

2 Akron

3 Akron

5 Appalachian State

6 Georgetown

8 at #1 Wake Forest \*

9 at #1 Wake Forest \*

10 at #1 Wake Forest \*

12 Rider

13 Rider

15 #10 Clemson \*

16 #10 Clemson \*

17 #10 Clemson \*

19 Towson

22 at #14 NC State \*

23 at #14 NC State \*

24 at #14 NC State \*

26 #22 Campbell

28 #13 Virginia \*

29 #13 Virginia \*

30 #13 Virginia \*

ACCNX

ACCNX

ACCNX

ACCNX

ACCNX

ACCNX

ACCNX

ACCNX

ACCNX

ACCNX

ACCNX

ACCNX

ACCNX

ACCNX

ACCNX

ACCNX

ACCNX

ACCNX

W, 6-0

L, 3-4

W, 7-2

W, 28-2

POSTPONED

6 PM

3 PM

1 PM

4 PM

4 PM

4 PM

3 PM

1 PM

7 PM

6 PM

3 PM

1 PM

4 PM

6 PM

6 PM

1 PM

APRIL

2 at Liberty

5 Miami \*

6 Miami \*

7 Miami \*

9 William & Mary

12 at Pitt \*

13 at Pitt \*

14 at Pitt \*

16 Gardner-Webb

19 at Virginia Tech \*

20 at Virginia Tech \*

21 at Virginia Tech \*

23 at #22 Campbell

26 Florida State \*

27 Florida State \*

28 Florida State \*

ESPN+

ACCNX

ACCNX

ACCNX

ACCNX

ACCNX

ACCNX

ACCNX

ACCNX

ACCNX

ACCNX

ACCNX

ACCNX

ACCNX

ACCNX

ACCNX

ACCNX

ACCNX

4 PM

6 PM

3 PM

1 PM

6 PM

6 PM

3 PM

1 PM

6 PM

7 PM

7 PM

1 PM

6 PM

6 PM

6 PM

4 PM

1 PM

MAY

5 Longwood (DH)

5 Longwood (DH)

7 at #11 ECU

10 at Georgia Tech \*

11 at Georgia Tech \*

12 at Georgia Tech \*

14 College of Charleston

16 #16 North Carolina \*

17 #16 North Carolina \*

18 #16 North Carolina \*

21-26 ACC Tournament @

ACCNX

ACCNX

ESPN+

ACCNX

ACCNX

ACCNX

ACCNX

ACCNX

ACCNX

ACCNX

1 PM

TBA

6 PM

6 PM

4 PM

1 PM

6 PM

7 PM

6 PM

1 PM

TBA

\* ACC contest / Bold denotes home contest

^ Baseball at the Beach Tournament (Conway, S.C.)

@ ACC Tournament - Truist Field (Charlotte, N.C.)



STARTING PITCHING DOMINATES

Duke's starting pitching has been lights out to this point in the season, bringing in a 1.36 ERA with a perfect 9-0 record in games they earn the decision. They have completed three shutouts and worked 46.1 innings on the mound, allowing seven earned runs to pass. Opponents are batting .194 off the Blue Devils starters and have punched out 73 times.

DUKE'S NATIONAL NUMBERS

Heading into the first weekend of ACC play, the Blue Devils are ranked nationally in a multitude of categories. Duke is 1st in the country and ACC in home runs (35), 4th in the country and 1st in the league in ERA (2.29), 6th in the country and 2nd in the league in hits (150), 8th in the country and 2nd in the ACC in scoring offense (10.8 runs per game), 1st in the country and 2nd in the league in slugging percentage (.691) and 5th in the country and 2nd in the league in batting average (.359).

ACC PLAY BEGINS

The Atlantic Coast Conference begins conference play this weekend, as the Blue Devils are one of five weekend series in league play. Duke travels to Winston-Salem, for just the second road trip of the season, to take on No. 1 Wake Forest at David F. Couch Ballpark. Duke and Wake Forest meet for the second consecutive season to open ACC play.

STONE CLIMBS THE HOME RUN RANKS

Senior catcher **Alex Stone** climbed into seventh all-time on the career home run list for Duke, hitting his 30th in a Blue Devils' uniform on Sunday. The home run moved him ahead of **Mike King** (1993-96) who hit 29 during his time in Durham, and Stone now trails **Griffin Conine** (2016-18) by one home run. The career home run record was set by **Nate Freiman** (2006-09) who crushed 43 home runs in a Duke uniform.

TUCCI EARNS PITCHER OF THE WEEK

Junior left-hander **Jonathan Santucci** was awarded pitcher of the week by the ACC, after his career performance against Akron on Friday. Santucci worked a quick six innings of work, punching out a new career high of 14 batters on 82 pitches. He allowed one hit and has yet to allow a run to score in his 17 innings of work. The Leominster, Mass., native becomes the first Duke player since **Joey Loperfido** (5/10/2022) to earn an ACC player of the week award and the first pitcher since **Bryce Jarvis** (2/24/2020) to earn pitcher of the week honors. The 14 strikeouts by Santucci were the most in a single game by a Blue Devil since Jarvis' perfect game on Feb. 21, 2020 (15).

ELECTRIC PITCHING STAFF

A year removed from having one of the best pitching staffs in the country, Duke has remained steady in that department through the first three weeks of play. The Blue Devils post a 2.29 ERA on the mound, marking the 4th best ERA in the country. Graduate **Charlie Beilenson** has solidified the closer role this season, tallying five saves through the first 12 games of play. Duke posts the best ERA in the ACC and left-hander **Jonathan Santucci** leads the league with 31 strikeouts.

MILESTONES ON DECK FOR THE SKIPPER

A year removed from one of the greatest bounce back seasons in program history, head coach **Chris Pollard** returns and has his sights set on some major milestones at Duke. The 12th year skipper begins the 2024 season with a career total of 347 wins in a Blue Devils' uniform and now just six wins behind **Steve Traylor** (1988-99) for second all-time with 356. Pollard also is 31 wins away from tying legendary head coach **Jack Coombs** (1929-52) for first on the all-time Duke wins list with 381. The longtime Blue Devils coach has already taken the top spot for most ACC wins in program history, entering the 2024 season with 138, and tied the most NCAA Tournament appearances last season with five. The last Duke head coach to make the NCAA Tournament five or more times during their tenure was **Ace Parker** (1953-66).

SCORE FIRST, SCORE OFTEN

The name of the game is scoring first and scoring in bunches for the Blue Devils. Since 2016, Duke has compiled a 181-58 (.757) record when scoring first and a staggering 193-40 (.828) record when scoring three or more runs in an inning.

COOMBS IS A PITCHERS PARK... FOR DUKE

Jack Coombs Field is primarily known as a graveyard on most days, with the power ally's sitting around 375 feet and center field pushing up to 400 feet. The Blue Devils pitching staff has posted a 2.05 ERA at the friendly confines of Jack Coombs Field, striking out 108 batters and limiting opponents to a .169 batting average against. Duke has allowed 21 runs to cross home plate at home in nine contests.

KJ SHINES IN FIRST START ON THE MOUND

Freshman Kyle Johnson was thrust into the Sunday starter role a week before ACC play begins for the Blue Devils. Against Akron, Johnson worked four innings and punched out a career high six batters, after a nervy first inning. Johnson settled in, striking out the side in the second before cruising to his third victory of the season.

THE JACK GETS AN UPGRADE

Following the 2024 season, Duke will begin renovations on Historic Jack Coombs Field. The new facility will include upgraded dugouts, a new indoor training lab, training room, coaches offices, team room, club house and suites. Along with upgrading all of that, seating will be expanded in the coming years to create what head coach **Chris Pollard** calls "The Cameron Indoor of College Baseball".

ACC HEADS BACK TO CHARLOTTE

The Atlantic Coast Conference and Charlotte Knights have agreed to bring the ACC Tournament back to Charlotte for the 50th season of ACC baseball. The last time the Blue Devils played in Charlotte was the 2021 season, a year where the program secured its first ACC Championship, defeating NC State, 1-0, to take the crown. The league also announced that the 2026, 28, and 30 championships would take place in Charlotte, while the 25, 27, and 29 championship would be held in Durham at the Durham Bulls Athletic Park.

KICK THE DOOR DOWN

IN THE DUGOUT / WHERE THEY ARE ON THE FIELD



14  
CHRIS POLLARD  
Head Coach



41  
TY BLANKMEYER  
3rd Base Coach



39  
BRADY KIRKPATRICK  
Mound Visits/Pitching Changes



28  
ERIC TYLER  
1st Base Coach

BLUE DEVILS RECORD WHEN...

Category	Overall	ACC
Overall	11-1	0-0
Home	8-1	0-0
Away	1-0	0-0
Neutral	2-0	0-0
vs. Ranked teams	1-0	0-0
Day games	11-1	0-0
Night (6 p.m. or later)	0-0	0-0
In February	8-0	0-0
In March	3-1	0-0
In April	0-0	0-0
In May	0-0	0-0
In June	0-0	0-0
vs. Left-handed starters	3-1	0-0
vs. Right-handed starters	8-0	0-0
One-run games	0-1	0-0
Two-run games	3-0	0-0
5+ run games	7-0	0-0
In extra innings	0-0	0-0
Shutouts	3-0	0-0
Scoring first	7-1	0-0
Scoring in 1st inning	6-0	0-0
Scoring 0-2 runs	1-0	0-0
Scoring 3-5 runs	2-1	0-0
Scoring 6-9 runs	4-0	0-0
Scoring 10+ runs	4-0	0-0
Leading after six innings	11-0	0-0
Tied after six innings	0-0	0-0
Trailing after six innings	0-1	0-0
Leading after seven innings	11-0	0-0
Tied after seven innings	0-0	0-0
Trailing after seven innings	0-1	0-0
Leading after eight innings	10-0	0-0
Tied after eight innings	0-0	0-0
Trailing after eight innings	0-1	0-0
Outhitting the opponent	9-1	0-0
Outhit by the opponent	1-0	0-0
Hits are equal	1-0	0-0
Hitting a home run	10-1	0-0
Not hitting a home run	1-0	0-0
Allowing a home run	3-0	0-0
Not allowing a home run	8-1	0-0
Making no errors	6-1	0-0
Making one error	4-0	0-0
Making two+ errors	1-0	0-0
Opponent makes no errors	5-1	0-0
Opponent makes one error	2-0	0-0
Opponent makes two+ errors	4-0	0-0

AROUND THE ACC  
ACC STANDINGS

(As of March 7, 2024)

Coastal	ACC	Pct.	Overall	Pct.	Last 10	Streak
Virginia	0-0	.000	12-1	.923	9-1	W3
<b>Duke</b>	<b>0-0</b>	<b>.000</b>	<b>11-1</b>	<b>.917</b>	<b>9-1</b>	<b>W2</b>
Pitt	0-0	.000	8-1	.889	8-1	W4
North Carolina	0-0	.000	11-2	.846	8-2	W6
Virginia Tech	0-0	.000	8-3	.727	7-3	L1
Georgia Tech	0-0	.000	7-4	.700	6-4	L3
Miami	0-0	.000	7-5	.545	5-5	W1
Atlantic	ACC	Pct.	Overall	Pct.	Last 10	Streak
Florida State	0-0	.000	10-0	1.000	10-0	W10
Wake Forest	0-0	.000	11-1	.917	9-1	W8
Clemson	0-0	.000	10-1	.909	9-1	W6
Notre Dame	0-0	.000	9-2	.818	8-2	W5
NC State	0-0	.000	8-2	.800	8-2	W5
Boston College	0-0	.000	7-3	.700	7-3	W1
Louisville	0-0	.000	8-4	.636	8-2	W8

PLAYER OF THE WEEK

Week 1	Payton Green (GT, INF)
Week 2	Vance Honeycutt (UNC, OF)
Week 3	Alec Makarewicz (NCSU, INF)
Week 4	
Week 5	
Week 6	
Week 7	
Week 8	
Week 9	
Week 10	
Week 11	
Week 12	
Week 13	
Week 14	

PITCHER OF THE WEEK

Week 1	Cam Leiter (FSU, RHP)
Week 2	Jamie Arnold (FSU, LHP)
Week 3	<b>Jonathan Santucci</b> (Duke, LHP)
Week 4	
Week 5	
Week 6	
Week 7	
Week 8	
Week 9	
Week 10	
Week 11	
Week 12	
Week 13	
Week 14	

Rumors swirled immediately following the Blue Devils third Super Regional appearance in program history that head coach **Chris Pollard** was exploring options to leave the program. Thanks to backing from the Duke administration and support of the Blue Devil baseball family, the program is set to begin renovations on Historic Jack Coombs Field beginning at the end of the 2024 season. Renovations will include a new indoor facility with a locker room, batting cages, athletic training room, classrooms, coaches offices and indoor practice facility. Additionally renovations to the dugouts and press area at Jack Coombs Field are in the works. Pollard announced his commitment to Duke with a simple phrase that was coined in his postgame press conference following the exit of the 2023 Charlottesville Super Regional... "Kick the door down" with a GIF. Kick the door down and get to Omaha echos through the program today.

NEW GEAR WITH A CAUSE

Duke baseball partnered with Wilson Baseball this season as the official equipment sponsor of the Blue Devils. A handful of Duke players are sporting a light blue glove for the 2024 campaign. Wilson has once again teamed up with Autism Speaks to collaborate and create the "Love the Moment" line of bats and gloves to spread the message of inclusion, acceptance and understanding for people on the autism spectrum. The Blue Devils have a history of supporting this cause by helping out with the Miracle League of Durham and hosting the Baseball Bonanza last season in conjunction with the Duke Center for Autism.

DUKE UNIVERSITY TURNS 100

In 2024, Duke celebrates its Centennial, marking one hundred years since Trinity College became Duke University. Duke will use this historic milestone to deepen the understanding of its history, inspire pride and strengthen bonds and partnerships, and prepare for a second century of continued excellence and impactful leadership.

D1BASEBALL.COM TOP-25 (MAR. 4, 2024)

TEAM	RECORD	PREVIOUS	PREV. WEEK
1. Wake Forest	10-1	1	4-0
2. Arkansas	9-2	2	4-0
3. LSU	11-1	3	4-0
4. Florida	8-3	4	3-2
5. TCU	12-0	5	5-0
6. Oregon State	11-1	6	4-0
7. Texas A&M	11-0	7	4-0
8. Tennessee	11-1	8	4-0
9. Vanderbilt	10-3	9	5-0
10. Clemson	9-1	10	3-0
11. East Carolina	7-4	11	2-2
<b>12. Duke</b>	<b>10-1</b>	<b>12</b>	<b>3-1</b>
13. Virginia	10-1	13	3-1
14. NC State	9-2	14	5-0
15. Alabama	11-1	16	3-1
16. North Carolina	10-2	17	5-0
17. Texas Tech	9-2	18	3-0
18. Coastal Carolina	9-2	22	4-0
19. Auburn	9-2	23	3-1
20. Dallas Baptist	10-1	25	3-1
21. South Carolina	8-3	19	1-2
22. Campbell	8-3	21	2-2
23. UC Irvine	9-0	NR	3-0
24. Texas	7-4	15	1-3
25. UC Santa Barbara	5-5	24	2-2

Dropped Out: Indiana (20)

DUKE IN THE POLLS

Week	Coaches Poll	NCBWA	D1Baseball	Baseball America	Perfect Game	RPI
Pre-Season	14	14	12	16	23	18
Week 2	14	12	12	13	17	7
Week 3	10	9	12	13	12	24
Week 4	11	10	12	12	11	13
Week 5	-	-	-	-	-	-
Week 6	-	-	-	-	-	-
Week 7	-	-	-	-	-	-
Week 8	-	-	-	-	-	-
Week 9	-	-	-	-	-	-
Week 10	-	-	-	-	-	-
Week 11	-	-	-	-	-	-
Week 12	-	-	-	-	-	-
Week 13	-	-	-	-	-	-
Week 14	-	-	-	-	-	-
Week 15	-	-	-	-	-	-
Week 16	-	-	-	-	-	-



12

Jonathan  
SANTUCCI

2024 STATS: 3-0, 0.00 ERA

HT: 6'2" WT: 205 B/T: L/L

DUKE DEBUT 2/20/2022 vs. VMI HOMETOWN Leominster, Mass.

CLASS Junior HIGH SCHOOL Phillips Academy

ARSENAL Fastball, Changeup, Slider

• Santucci was nearly flawless in his third outing of the season, earning ACC Pitcher of the Week honors against Akron. The lefty hurled six innings of one-hit baseball and struck out a career high 14 batters en route to his third victory of the season.

• The Leominster, Mass., native improved to 2-0 on the young season working six innings of scoreless baseball against Northwestern. He punched out a season high 10 strikeouts in his efficient outing, one shy of his career high that he posted against Wake Forest to open ACC play in 2023.

• Santucci returned to the mound for his first start of the 2024 season on Friday afternoon against Indiana at the Baseball at the Beach Tournament. The southpaw didn't skip a beat, working a smooth five innings in his first start back from injury. He allowed four hits and struck out seven to his two adrenaline filled walks early in the ballgame. The Blue Devils' ace looks to build on his season opening gem against Northwestern on Friday.

• Following a freak injury last season which sideline **Jonathan Santucci** for more than half the 2023 campaign, the junior left-hander returns as the Friday night ace for the Blue Devils in 2024. Many scouts and analysts, including *D1Baseball*, have noted that Santucci is back and might be even better than he was before the injury. That high praise and a solid Fall has skyrocketed Santucci's draft stock into the top-25 and some mock drafts have him going as high as No. 20 to the Toronto Blue Jays. *Perfect Game* tabbed Santucci as the No. 25 prospect in the country, while *D1Baseball* put the lefty at No. 36 in their fall reports.

• The Leominster, Mass., native earned his first preseason accolade of the 2024 season, being tabbed a second team preseason All-American by *D1Baseball*. Santucci was one of three pitchers to be named for the Blue Devils, who were one of two programs in the country with three or more pitchers across all three teams. He was also tabbed as a second team preseason All-American by *Baseball America*. In addition to his All-American nods, Santucci was pegged as the 7th-best starting pitcher in college baseball by *D1Baseball* this season.

• In 2022, Santucci was invited to the USA Collegiate National Team Training Camp, in Cary, North Carolina. The lefty ultimately did not make the team, but the lessons learned and experience from performing among some of the best in the country helped guide his journey the past few seasons.

• The former two-way star begins his junior campaign without a bat in his hands. Santucci has officially made the switch to being a pitcher only this season, allowing him to focus on his craft and future on the mound. "Obviously I know that my future in this sport is on the mound," Santucci said. "It has been a relieving thing to go to practice everyday and be able to focus on one aspect of my game. I have been able to dig deeper into the recovery process and the day-to-day activities that come with being a pitcher at this level."

2024 DAY-BY-DAY / CAREER INFO

Date	Opp.	Dec.	IP	H	R	ER	HR	BB	K	PIT/ST
2/16	IU	W, 6-3	5.0	4	0	0	0	2	7	86/53
2/23	NW	W, 2-0	6.0	5	0	0	0	3	10	92/60
3/1	AKR	W, 6-0	6.0	1	0	0	0	2	14	82/60

CAREER PITCHING

YEAR	W-L	ERA	G	GS	IP	H	R	ER	BB	SO	HR
2022	2-3	4.17	20	7	41.0	32	22	19	20	58	4
2023	2-2	4.30	7	7	29.1	27	14	14	16	50	4
2024	3-0	0.00	3	3	17.0	10	0	0	7	31	0
TOTAL	7-5	3.40	30	17	87.1	69	36	33	43	139	8

DUKE PITCHING BREAKDOWN

	W-L-S	ERA	IP	H	R	ER	HR	BB	K	AVG		W-L-S	ERA	IP	H	R	ER	HR	BB	K	AVG
STARTERS	9-0-0	1.36	46.1	33	10	7	2	19	73	.194	HOME	8-1-3	2.05	79.0	47	21	18	1	34	108	.169
RELIEVERS	2-1-5	3.02	59.2	34	22	20	3	27	68	.165	ROAD	3-0-2	3.00	27.0	20	11	9	4	12	33	.204
TOTALS	11-1-5	2.29	106.0	67	32	27	5	46	141	.178	TOTALS	11-1-5	2.29	106.0	67	32	27	5	46	141	.178



2

Andrew  
HEALY

2024 STATS: 1-0, 3.00 ERA

HT: 6'6" WT: 200 B/T: L/L  
DUKE DEBUT 2/19/2023 vs. Saint Joseph's **HOMETOWN** Glen Mills, Pa.  
CLASS Sophomore **HIGH SCHOOL** William Penn Charter  
ARSENAL ChangeUp, Curveball, Fastball, Slider

- Healy began the 2024 season in a start against George Mason, working three innings and allowing three runs in Saturday's contest. The left-hander walked two batters and struck out four in a no-decision, as No. 12 Duke rolled to a 23-5 victory against the Patriots.
- The 2023 Dick Howser Pitcher of the Month for April, *Perfect Game* Freshman First Team All-American, *National Collegiate Baseball Writers Association* Freshman All-American and *Collegiate Baseball* Freshman All-American, **Andrew Healy** posted an ideal freshman season with the Blue Devils. He finished the season 5-1 on the mound with a 2.32 ERA in 11 games started. He tallied 42.2 innings of work and punched out 45 batters throughout the season. Healy only allowed one home run during the 2023 campaign and walked seven batters.
- Healy earned national recognition this preseason, earning a third team Preseason All-America nod by *NCBWA*. Additionally, the left-hander was named by *DIBaseball* as the 108th-rated starting pitcher in college baseball entering this season.
- The 6-foot-6 left-hander enters his second season with the Blue Devils in a draft year. Healy is a draft eligible sophomore this season and was marked as the 61st-rated prospect in the 2024 MLB Draft according to *Prospects Live*.
- Healy began the 2023 season in the bullpen as many of the other Duke freshman did last season. He gradually earned pitching coach **Brady Kirkpatrick** and **Chris Pollard's** trust, moving into the midweek role to begin April. Later that month, a month where Healy was perfect on the mound with a 5-0 record and a 0.00 ERA.

2024 DAY-BY-DAY / CAREER INFO

Date	Opp.	Dec.	IP	H	R	ER	HR	BB	K	PIT/ST
2/17	GMU	ND, 23-5	3.0	3	3	3	1	2	4	64/38
2/24	NW	W, 8-2	4.0	4	1	0	0	2	3	84/56
3/2	AKR	ND, 3-4	5.0	4	1	1	0	1	9	84/60

CAREER PITCHING

YEAR	W-L	ERA	G	GS	IP	H	R	ER	BB	SO	HR
2023	5-1	2.32	19	11	42.2	40	19	11	7	45	1
2024	1-0	3.00	3	3	12.0	11	5	4	5	16	1
TOTAL	6-1	2.47	22	14	54.2	51	24	15	12	61	2

DUKE PITCHING BREAKDOWN

	W-L-S	ERA	IP	H	R	ER	HR	BB	K	AVG		W-L-S	ERA	IP	H	R	ER	HR	BB	K	AVG
STARTERS	9-0-0	1.36	46.1	33	10	7	2	19	73	.194	HOME	8-1-3	2.05	79.0	47	21	18	1	34	108	.169
RELIEVERS	2-1-5	3.02	59.2	34	22	20	3	27	68	.165	ROAD	3-0-2	3.00	27.0	20	11	9	4	12	33	.204
TOTALS	11-1-5	2.29	106.0	67	32	27	5	46	141	.178	TOTALS	11-1-5	2.29	106.0	67	32	27	5	46	141	.178



15

Kyle  
JOHNSON

2024 STATS: 3-0, 0.00 ERA

HT: 6'1" WT: 205 B/T: R/L

DUKE DEBUT 2/17/2024 vs. George Mason HOMETOWN Leesburg, Va.

CLASS Freshman PREVIOUS SCHOOL Riverside

ARSENAL ChangeUp, Fastball, Slider

• Freshman **Kyle Johnson** made his weekend rotation debut on Sunday against the Zips and marks his first career start on the mound. Johnson has appeared in three games toeing the rubber for Duke this season, allowing three hits and one unearned run in his eight innings of work. He has punched out six batters, including a career high five against Northwestern on Sunday.

• Johnson is a two-way product from Leesburg, Va. and was the fifth overall prospect in the state and third overall outfielder. *D1Baseball* and Aaron Fitt tabbed Johnson as their preseason Freshman of the Year in the ACC.

• “A premium athlete with a powerful 6-1, 205 physique, Johnson pumped 92-95 mph heat against the Seahawks in the Fall and flashed an excellent changeup with good bottom that he was comfortable throwing to both lefties and righties.” - *Aaron Fitt / D1Baseball*

• “He was one of the most impactful players in the Fall, had over a 1.000 OPS, his average exit velo was in the upper 90s. He really impacts the baseball at contact and has a really good understanding of the strike zone... If we had to the start the season tomorrow, he’s out there in right three out of the four games, and starting on the mound in the other.” - Head coach **Chris Pollard** on Johnson.

2024 DAY-BY-DAY / CAREER INFO

Date	Opp.	Dec.	IP	H	R	ER	HR	BB	K	PIT/ST
2/17	GMU	W, 23-5	3.0	1	0	0	0	0	1	36/24
2/21	LU	ND, 4-2	2.0	1	1	0	0	0	0	28/17
2/25	NW	W, 20-9	3.0	1	0	0	0	0	5	46/33
3/3	AKR	W, 7-2	4.0	3	0	0	0	2	5	65/42

CAREER PITCHING

YEAR	W-L	ERA	G	GS	IP	H	R	ER	BB	SO	HR
2024	3-0	0.00	4	1	12.0	6	1	0	2	11	0
TOTAL	3-0	0.00	4	1	12.0	6	1	0	2	11	0

DUKE PITCHING BREAKDOWN

	W-L-S	ERA	IP	H	R	ER	HR	BB	K	AVG		W-L-S	ERA	IP	H	R	ER	HR	BB	K	AVG
STARTERS	9-0-0	1.36	46.1	33	10	7	2	19	73	.194	HOME	8-1-3	2.05	79.0	47	21	18	1	34	108	.169
RELIEVERS	2-1-5	3.02	59.2	34	22	20	3	27	68	.165	ROAD	3-0-2	3.00	27.0	20	11	9	4	12	33	.204
TOTALS	11-1-5	2.29	106.0	67	32	27	5	46	141	.178	TOTALS	11-1-5	2.29	106.0	67	32	27	5	46	141	.178





Jimmy  
ROMANO

RHP | R/R | 6-1 | 200 | JR.  
Roseland, N.J. / Saint Joseph's Regional

QUICK HITS

- Worked a career high 2.0 innings against Georgia Tech (5/12), striking out a pair
- Appeared in 16 games on the mound, recording 12 innings of work
- Posted first collegiate win against Rider (5/10), striking out one batter
- Tallied his first collegiate strikeouts against Saint Joseph's (2/19)

SINGLE GAME CAREER HIGHS

Innings	2.0	vs. Georgia Tech (5/12/2023)
Strikeouts	2	vs. Akron (3/2/2024)
Walks (Low)	0	vs. Akron (3/2/2024)

SPECIALTY STATS

	2024	CAREER GAMES
5+ Strikeout Games	-	-
10+ Strikeout Games	-	-
2 or Fewer Hits Allowed	4	20
Longest Scoreless Innings Streak	4.1**	4.1**
Wins in a Row*	-	1**

\* - no decisions do not break a streak  
\*\* - designates as current



Andrew  
HEALY

LHP | L/L | 6-6 | 200 | SO.  
Glen Mills, Pa. / William Penn Charter

QUICK HITS

- Dick Howser Pitcher of the Month - April (2023)
- Preseason NCBWA Third Team All-American (2024)
- Perfect Game Freshman First Team All-American (2023)
- NCBWA Freshman All-American (2023)
- Collegiate Baseball Freshman All-American (2023)
- Recorded a perfect 5-0 record and a 0.00 ERA in the month of April
- Started 11 games, working 42.2 innings while allowing 11 earned runs and struck out 45 batters to his seven walks

SINGLE GAME CAREER HIGHS

Innings	5.0	vs. Akron (3/2/2024)
Strikeouts	9	vs. Akron (3/2/2024)
Walks (Low)	0	vs. Rider (6/3/2023)

SPECIALTY STATS

	2024	CAREER GAMES
5+ Strikeout Games	1	4
10+ Strikeout Games	-	-
2 or Fewer Hits Allowed	-	13
Longest Scoreless Innings Streak	-	12.0
Wins in a Row*	1**	6**

\* - no decisions do not break a streak  
\*\* - designates as current

BULLPEN INFORMATION

Date	Opp.	Dec.	IP	H	R	ER	HR	BB	K	PIT/ST
2/18	CCU	ND, 5-3	1.1	0	0	0	0	0	2	20/12
2/21	LU	ND, 4-2	1.0	0	0	0	0	1	0	17/7
2/27	DAV	ND, 17-0	1.0	0	0	0	0	0	2	12/8
3/2	AKR	ND, 3-4	1.0	0	0	0	0	1	2	16/9

CAREER PITCHING

YEAR	W-L	ERA	G	GS	IP	H	R	ER	BB	SO	HR
2023	1-1	6.00	16	0	12.0	14	10	8	8	13	3
2024	0-0	0.00	4	0	4.1	0	0	0	2	6	0
TOTAL	1-1	4.40	20	0	16.1	14	10	8	10	19	3

Date	Opp.	Dec.	IP	H	R	ER	HR	BB	K	PIT/ST
2/17	GMU	ND, 23-5	3.0	3	3	3	1	2	4	64/38
2/24	NW	W, 8-2	4.0	4	1	0	0	2	3	84/56
3/2	AKR	ND, 3-4	5.0	4	1	1	0	1	9	84/60

CAREER PITCHING

YEAR	W-L	ERA	G	GS	IP	H	R	ER	BB	SO	HR
2023	5-1	2.32	19	11	42.2	40	19	11	7	45	1
2024	1-0	3.00	3	3	12.0	11	5	4	5	16	1
TOTAL	6-1	2.47	22	14	54.2	51	24	15	12	61	2

BULLPEN INFORMATION



Gabe  
NARD

RHP | R/R | 5-11 | 190 | SO.  
Shaker Heights, Ohio / St. Ignatius

QUICK HITS

- Appeared in 21 games out of the bullpen in 2023
- Worked 27.0 innings, recording 22 strikeouts
- Posted a career high 2.2 innings of work against Campbell (4/25)
- Punched out a career high four batters against Davidson (4/11)

SINGLE GAME CAREER HIGHS

Innings	2.2	at Campbell (4/25/2023)
Strikeouts	4	vs. Davidson (4/11/2023)
Walks (Low)	0	at Virignia (6/11/2023)

SPECIALTY STATS

	2024	CAREER GAMES
5+ Strikeout Games	-	-
10+ Strikeout Games	-	-
2 or Fewer Hits Allowed	6	23
Longest Scoreless Innings Streak	5.2**	5.2**
Wins in a Row*	-	-

\* - no decisions do not break a streak

\*\* - designates as current

Date	Opp.	Dec.	IP	H	R	ER	HR	BB	K	PIT/ST
2/17	GMU	ND, 23-5	2.0	2	1	1	0	1	2	44/30
2/21	LU	ND, 4-2	2.0	0	0	0	0	0	3	29/17
2/24	NW	ND, 8-2	1.1	1	0	0	0	0	0	24/15
3/1	AKR	ND, 6-0	1.0	1	0	0	0	0	2	18/12
3/2	AKR	ND, 3-4	1.0	0	0	0	0	0	0	11/7
3/5	APP	ND, 28-2	0.1	0	0	0	0	0	0	2/2

CAREER PITCHING

YEAR	W-L	ERA	G	GS	IP	H	R	ER	BB	SO	HR
2023	0-1	5.76	21	0	25.0	29	18	16	16	19	2
2024	0-0	1.17	6	0	7.2	4	1	1	1	7	0
TOTAL	0-1	4.68	27	0	32.2	34	19	17	17	29	2



Josh  
ALLEN

LHP | L/L | 6-1 | 200 | SR.  
Oviedo, Fla. / Oviedo

QUICK HITS

- Tallied first outing in 464 days against Northwestern
- Missed the 2023 season due to injury
- Posted a 4-4 record in 49 career appearances with a 6.20 ERA
- Eighth-rated lefty in the state of Florida as an incoming freshman and 69th-rated player in the state according to *Perfect Game*
- Recorded a career high five strikeouts against Appalachian State (2/22/2022)

SINGLE GAME CAREER HIGHS

Innings	3.0	at Wake Forest (4/10/2022)
Strikeouts	5	vs. App State (2/22/2022)
Walks (Low)	0	at Virginia Tech (5/21/2022)

SPECIALTY STATS

	2024	CAREER GAMES
5+ Strikeout Games	-	1
10+ Strikeout Games	-	-
2 or Fewer Hits Allowed	2	41
Longest Scoreless Innings Streak	2.0**	10.0
Wins in a Row*	-	3

\* - no decisions do not break a streak

\*\* - designates as current

Date	Opp.	Dec.	IP	H	R	ER	HR	BB	K	PIT/ST
2/25	NW	ND, 20-9	1.0	0	0	0	0	1	1	13/6
3/2	AKR	ND, 3-4	1.0	1	0	0	0	0	2	15/11

CAREER PITCHING

YEAR	W-L	ERA	G	GS	IP	H	R	ER	BB	SO	HR
2021	3-1	5.64	22	0	22.1	26	20	14	8	21	7
2022	1-3	6.52	27	0	38.2	42	31	28	18	48	8
2023					- Injured -						
2024	0-0	0.00	2	0	2.0	1	0	0	1	3	0
TOTAL	4-4	6.10	51	0	63.0	69	51	42	27	72	15





Owen  
**PROKSCH**  
LHP | L/L | 6-3 | 225 | SO.  
Southlake, Texas / Carroll Senior

QUICK HITS

- Appeared in 32 games in 2023, posting a 5-3 record on the mound
- Fanned 40 batters in his debut season, including a career high four punchouts against Coastal Carolina in the Conway Regional (6/4)
- 2022 All-State First Team OF and LHP his senior season of high school
- 2022 State Championship MVP recipient his senior season

SINGLE GAME CAREER HIGHS

Innings	3.0	vs. Wake Forest (3/11/2023)
Strikeouts	4	at Coastal Carolina (6/4/2023)
Walks (Low)	0	at Coastal Carolina (2/18/2024)

SPECIALTY STATS

	2024	CAREER GAMES
5+ Strikeout Games	-	-
10+ Strikeout Games	-	-
2 or Fewer Hits Allowed	2	30
Longest Scoreless Innings Streak	-	7.1
Wins in a Row*	-	2

\* - no decisions do not break a streak  
\*\* - designates as current



Aidan  
**WEAVER**  
RHP | R/R | 6-5 | 230 | SO.  
Jamison, Pa. / Central Bucks-East

QUICK HITS

- Posted a 3-3 record in 2023, with a 4.86 ERA as a bullpen arm for the Blue Devils
- Punched out 36 batters in his first season at Duke, holding opponents to .238 average at the plate
- Allowed just eight extra base hits out of his 30 hits allowed
- No. 56 rated prospect in the 2022 class and the No. 3 prospect in the state of Pennsylvania

SINGLE GAME CAREER HIGHS

Innings	3.0	vs. Rider (5/10/2023)
Strikeouts	4	vs. Coastal Carolina (2/18/2024)
Walks (Low)	0	at Coastal Carolina (6/4/2023)

SPECIALTY STATS

	2024	CAREER GAMES
5+ Strikeout Games	-	-
10+ Strikeout Games	-	-
2 or Fewer Hits Allowed	3	25
Longest Scoreless Innings Streak	-	9.0
Wins in a Row*	1	2

\* - no decisions do not break a streak  
\*\* - designates as current

BULLPEN INFORMATION

Date	Opp.	Dec.	IP	H	R	ER	HR	BB	K	PIT/ST
2/16	IU	ND, 6-3	1.1	4	3	3	2	1	1	37/23
2/18	CCU	ND, 5-3	1.0	1	0	0	0	0	1	16/10
2/23	NW	ND, 2-0	2.0	1	0	0	0	1	3	42/25

CAREER PITCHING

YEAR	W-L	ERA	G	GS	IP	H	R	ER	BB	SO	HR
2023	5-3	4.85	32	0	39.0	35	21	21	20	40	4
2024	0-0	6.23	3	0	4.1	6	3	3	2	5	2
TOTAL	5-3	4.98	35	0	43.1	41	24	24	22	45	6

Date	Opp.	Dec.	IP	H	R	ER	HR	BB	K	PIT/ST
2/18	CCU	W, 5-3	2.2	2	1	0	0	1	4	46/28
2/25	NW	ND, 20-9	1.0	3	3	2	1	2	2	41/20
3/2	AKR	L, 3-4	0.1	1	3	3	0	1	0	14/8
3/5	APP	ND, 28-2	0.2	1	2	2	0	3	0	22/10

CAREER PITCHING

YEAR	W-L	ERA	G	GS	IP	H	R	ER	BB	SO	HR
2023	3-3	4.86	24	3	33.1	30	20	18	22	36	3
2024	1-1	14.54	4	2	4.1	7	9	7	7	6	1
TOTAL	4-4	5.97	28	5	37.2	37	29	25	29	42	4



Edward  
HART

LHP | L/L | 6-5 | 235 | SO.  
San Antonio, Texas / Alamo Heights

QUICK HITS

- Posted a 1-1 record on the mound for the Blue Devils in 2023, working 15 innings
- Punched out 16 batters and walked seven in his outings
- Finished his high school career in the Top-100 in the state of Texas for strikeouts and ERA
- First Team All-District Pitcher at Alamo Heights High School his junior and senior years

SINGLE GAME CAREER HIGHS

Innings	2.0	at Miami (5/20/2023)
Strikeouts	4	vs. Campbell (4/4/2023)
Walks (Low)	0	vs. Gardner-Webb (5/16/2023)

SPECIALTY STATS

	2024	CAREER GAMES
5+ Strikeout Games	-	-
10+ Strikeout Games	-	-
2 or Fewer Hits Allowed	4**	16
Longest Scoreless Innings Streak	3.0**	3.1
Wins in a Row*	-	1

\* - no decisions do not break a streak

\*\* - designates as current



Jonathan  
SANTUCCI

LHP | L/L | 6-2 | 205 | JR.  
Leominster, Mass. / Phillips Academy

QUICK HITS

- No. 25 prospect in the 2024 MLB Entry Draft by *Perfect Game*
- 2nd Team preseason *D1Baseball* All-American
- 2022 USA Baseball Collegiate National Team Camp Invite
- Started seven games in 2023 before missing the remainder of the season due to injury
- Tallied 38 punchouts to just four walks in his first four starts of the season
- Recorded a career high 11 batters against Wake Forest (3/10)
- Rated the No. 26 prospect in the country entering his collegiate baseball career and the eighth-ranked player in the ACC
- Second rated recruit out of Massachusetts and the 64th overall prospect in the class of 2022

SINGLE GAME CAREER HIGHS

Innings	6.0	vs. Akron (3/1/2024)
Strikeouts	14	vs. Akron (3/1/2024)
Walks (Low)	0	vs. Davidson (5/17/2022)

SPECIALTY STATS

	2024	CAREER GAMES
5+ Strikeout Games	1	11
10+ Strikeout Games	2	4
2 or Fewer Hits Allowed	1	18
Longest Scoreless Innings Streak	17.0**	17.0**
Wins in a Row*	3**	3**

\* - no decisions do not break a streak

\*\* - designates as current

BULLPEN INFORMATION

Date	Opp.	Dec.	IP	H	R	ER	HR	BB	K	PIT/ST
2/24	NW	ND, 8-2	1.1	0	0	0	0	0	1	18/13
3/1	AKR	ND, 6-0	1.0	0	0	0	0	0	1	11/9
3/3	AKR	ND, 7-2	0.1	0	0	0	0	0	0	5/2
3/5	APP	ND, 28-2	0.1	0	0	0	0	0	0	3/1

CAREER PITCHING

YEAR	W-L	ERA	G	GS	IP	H	R	ER	BB	SO	HR
2023	1-1	7.80	16	0	15.0	22	16	13	7	16	3
2024	0-0	0.00	4	0	3.0	0	0	0	0	2	0
TOTAL	1-1	6.50	20	0	18.0	22	16	13	7	18	3

Date	Opp.	Dec.	IP	H	R	ER	HR	BB	K	PIT/ST
2/16	IU	W, 6-3	5.0	4	0	0	0	2	7	86/53
2/23	NW	W, 2-0	6.0	5	0	0	0	3	10	92/60
3/1	AKR	W, 6-0	6.0	1	0	0	0	2	14	82/60

CAREER PITCHING

YEAR	W-L	ERA	G	GS	IP	H	R	ER	BB	SO	HR
2022	2-3	4.17	20	7	41.0	32	22	19	20	58	4
2023	2-2	4.30	7	7	29.1	27	14	14	16	50	4
2024	3-0	0.00	3	3	17.0	10	0	0	7	31	0
TOTAL	7-5	3.40	30	17	87.1	69	36	33	43	139	8

15

Kyle

JOHNSON

LHP | R/L | 6-1 | 205 | FR.

Leesburg, Va. / Riverside

QUICK HITS

- A two-way product from Virginia, Johnson was the fifth overall prospect in the state and third overall outfielder
- Earned 2023 Perfect Game Preseason All-American and All-Region First Team
- "A premium athlete with a powerful 6-1, 205 physique, Johnson pumped 92-95 mph heat against the Seahawks and flashed an excellent changeup with good bottom that he was comfortable throwing to lefties and righties" - Aaron Fitt | D1Baseball
- "He was one of the most impactful players in the fall, had over a 1.000 OPS, his average exit velo was in the upper 90s. He really impacts the baseball at contact and has a really good understanding of the strike zone... If we had to the start the season tomorrow, he's out there in right three out of the four games, and starting on the mound the other game" - **Chris Pollard** | Duke Head Coach

SINGLE GAME CAREER HIGHS

Innings	4.0	vs. Akron (3/3/2024)
Strikeouts	5	vs. Akron (3/3/2024)
Walks (Low)	0	vs. Northwestern (2/24/2024)

SPECIALTY STATS

	2024	CAREER GAMES
5+ Strikeout Games	2	2
10+ Strikeout Games	-	-
2 or Fewer Hits Allowed	3	3
Longest Scoreless Innings Streak	7.0**	7.0**
Wins in a Row*	3**	3**

\* - no decisions do not break a streak

\*\* - designates as current

16

Jackson

EMUS

RHP | R/R | 6-5 | 240 | GR.

Clinton, Mass. / Princeton

QUICK HITS

- Transferred to Duke for the 2024 season from Princeton
- Started and struckout nine batters in a combined no-hitter against Yale (3/31/2023)
- Tabbed the Ivy Pitcher of the Week (twice)
- Academic All-Ivy (2022-23)
- Punched out a career high 13 Rams against VCU during the 2022 campaign

SINGLE GAME CAREER HIGHS

Innings	8.0	vs. Harvard (4/23/2022)
Strikeouts	13	at VCU (3/5/2022)
Walks (Low)	0	at Georgia (2/24/2023)

SPECIALTY STATS

	2024	CAREER GAMES
5+ Strikeout Games	-	9
10+ Strikeout Games	-	2
2 or Fewer Hits Allowed	2	9
Longest Scoreless Innings Streak	1.1**	1.1**
Wins in a Row*	-	2**

\* - no decisions do not break a streak

\*\* - designates as current

BULLPEN INFORMATION

Date	Opp.	Dec.	IP	H	R	ER	HR	BB	K	PIT/ST
2/17	GMU	W, 23-5	3.0	1	0	0	0	0	1	36/24
2/21	LU	ND, 4-2	2.0	1	1	0	0	0	0	28/17
2/25	NW	W, 20-9	3.0	1	0	0	0	0	5	46/33
3/3	AKR	W, 7-2	4.0	3	0	0	0	2	5	65/42

CAREER PITCHING

YEAR	W-L	ERA	G	GS	IP	H	R	ER	BB	SO	HR
2024	3-0	0.00	4	1	12.0	6	1	0	2	11	0
TOTAL	3-0	0.00	4	1	12.0	6	1	0	2	11	0

Date	Opp.	Dec.	IP	H	R	ER	HR	BB	K	PIT/ST
2/25	NW	ND, 20-9	0.1	1	0	0	0	0	0	6/5
3/5	APP	ND, 28-2	1.0	0	0	0	0	0	0	11/6

CAREER PITCHING

YEAR	W-L	ERA	G	GS	IP	H	R	ER	BB	SO	HR
2022	2-6	4.76	12	11	68.0	66	43	36	23	69	9
2023	2-3	7.22	14	12	57.1	56	47	46	34	65	6
2024	0-0	0.00	2	0	1.1	1	0	0	0	0	0
TOTAL	4-9	5.83	28	23	126.2	123	90	82	57	134	15



James  
TALLON

LHP | L/L | 6-5 | 235 | SO.  
San Antonio, Texas / Alamo Heights

QUICK HITS

- Stopper of the Year Finalist (2023), All-ACC Second Team (2023), All-ACC Freshman Team (2023), Collegiate Baseball Freshman All-American (2023), NCBWA Freshman All-American (2023), ABCA/Rawlings All-Region (2023), NCBWA First Team All-American (2023), D1Baseball First Team Freshman All-American (2023), Baseball America First Team Freshman All-American (2023)
- Third team preseason *D1baseball* All-American, First team preseason *NCBWA* All-American, Stopper of the Year Watch List (2024)
- Broke the single season saves record at Duke with his 12th in game on against Virginia in the Charlottesville Super Regional (6/9)
- Tallied 33 innings of work, striking out 54 batters to just 11 walks
- Held opponents to a .185 batting average against in 23 games last season

SINGLE GAME CAREER HIGHS

Innings	2.0	vs. Georgia Tech (5/13/2023)
Strikeouts	4	vs. Georgia Tech (5/13/2023)
Walks (Low)	0	at Miami (5/18/2023)

SPECIALTY STATS

	2024	CAREER GAMES
5+ Strikeout Games	-	-
10+ Strikeout Games	-	-
2 or Fewer Hits Allowed	3	24
Longest Scoreless Innings Streak	1.0**	9.0
Wins in a Row*	-	1

\* - no decisions do not break a streak  
\*\* - designates as current



Tim  
NOONE

LHP | R/L | 6-0 | 190 | GR.  
Needham, Mass. / Babson College

QUICK HITS

- Transfer from Babson College
- 2023 D3Baseball.com third team All-American
- 2023 ABCA Region I first team recipient and 2023 D3Baseball.com Region I first team
- Has tallied a career mark of 11-4 with a 2.60 ERA on the bump
- Struck out 119 career batters and allowed 35 earned runs

SINGLE GAME CAREER HIGHS

Innings	9.0	at Clark University (5/6/2023)
Strikeouts	13	vs. Salem St. (3/26/2023)
Walks (Low)	0	vs. Appalachian State (3/5/2024)

SPECIALTY STATS

	2024	CAREER GAMES
5+ Strikeout Games	2	15
10+ Strikeout Games	-	3
2 or Fewer Hits Allowed	5	10
Longest Scoreless Innings Streak	7.2**	24.0
Wins in a Row*	3**	5

\* - no decisions do not break a streak  
\*\* - designates as current

BULLPEN INFORMATION

Date	Opp.	Dec.	IP	H	R	ER	HR	BB	K	PIT/ST
2/18	CCU	ND, 5-3	1.1	0	1	0	0	3	1	32/16
2/25	NW	ND, 20-9	0.2	2	6	6	0	4	0	33/15
3/5	APP	ND, 28-2	1.0	1	0	0	0	0	3	14/11

CAREER PITCHING

YEAR	W-L	ERA	G	GS	IP	H	R	ER	BB	SO	HR
2023	1-1	1.64	23	0	33.0	22	12	6	11	54	4
2024	0-0	18.00	3	0	3.0	3	7	6	7	4	0
TOTAL	1-1	3.00	26	0	36.0	25	19	12	18	58	4

Date	Opp.	Dec.	IP	H	R	ER	HR	BB	K	PIT/ST
2/21	LU	W, 4-2	3.0	2	1	1	0	0	4	41/29
2/24	NW	ND, 8-2	1.0	2	1	1	0	0	2	12/10
2/27	DAV	W, 17-0	4.0	1	0	0	0	2	5	58/36
3/2	AKR	ND, 3-4	0.2	1	0	0	0	0	1	9/7
3/5	APP	W, 28-2	3.0	1	0	0	0	0	6	46/29

CAREER PITCHING

YEAR	W-L	ERA	G	GS	IP	H	R	ER	BB	SO	HR
2022	5-2	3.31	9	9	49.0	42	20	18	14	46	2
2023	6-2	2.13	11	10	72.0	52	17	17	10	73	5
2024	3-0	1.54	5	3	11.2	7	2	2	2	18	0
TOTAL	14-4	2.51	25	22	132.2	101	39	37	26	137	7



Nick  
CONTE

RHP | R/R | 5-10 | 200 | SR.  
North Providence, R.I. / North Providence

QUICK HITS

- Missed the 2023 season due to injury
- Has worked 12.1 career innings for the Blue Devils, fanning 15 and walking 12
- Was the top-ranked prospect in the state of Rhode Island and top right-hander in the state

SINGLE GAME CAREER HIGHS

Innings	1.2	vs. Wake Forest (4/16/2021)
Strikeouts	3	at Davidson (5/18/2021)
Walks (Low)	0	vs. NC State (5/14/2022)

SPECIALTY STATS

	2024	CAREER GAMES
5+ Strikeout Games	-	-
10+ Strikeout Games	-	-
2 or Fewer Hits Allowed	1	13
Longest Scoreless Innings Streak	1.0**	5.2
Wins in a Row*	-	2

\* - no decisions do not break a streak  
\*\* - designates as current



Mike  
MILLER

RHP | L/R | 6-4 | 220 | FR.  
Mendota, Minn. / St. Thomas Academy

QUICK HITS

- No. 2 rated prospect in the state of Minnesota and the No. 1 right-handed pitcher in the state
- 2023 Perfect Game Preaseson All-American and All-Region Team recipient

SINGLE GAME CAREER HIGHS

Innings	0.0	-
Strikeouts	0	-
Walks (Low)	0	-

SPECIALTY STATS

	2024	CAREER GAMES
5+ Strikeout Games	-	-
10+ Strikeout Games	-	-
2 or Fewer Hits Allowed	-	-
Longest Scoreless Innings Streak	-	-
Wins in a Row*	-	-

\* - no decisions do not break a streak  
\*\* - designates as current

BULLPEN INFORMATION

Date	Opp.	Dec.	IP	H	R	ER	HR	BB	K	PIT/ST
3/5	APP	ND, 28-2	1.0	0	0	0	0	2	1	26/13

CAREER PITCHING

YEAR	W-L	ERA	G	GS	IP	H	R	ER	BB	SO	HR
2021	2-1	5.40	10	0	10.0	6	8	6	8	15	0
2022	0-0	11.57	3	0	2.1	3	4	3	4	0	0
2023					- Injured -						
2024	0-0	0.00	1	0	1.0	0	0	0	2	1	0
TOTAL	2-1	6.08	14	0	13.1	9	12	9	14	16	0

Date	Opp.	Dec.	IP	H	R	ER	HR	BB	K	PIT/ST
------	------	------	----	---	---	----	----	----	---	--------

CAREER PITCHING

YEAR	W-L	ERA	G	GS	IP	H	R	ER	BB	SO	HR
2024	0-0	0.00	0	0	0.0	0	0	0	0	0	0
TOTAL	0-0	0.00	0	0	0.0	0	0	0	0	0	0



Ryan  
HIGGINS

RHP | R/R | 6-2 | 210 | JR.  
New Canaan, Conn. / St. Luke's

QUICK HITS

- Appeared in 18 games and started 10 in 2023, posting a 4.04 ERA in his 42.1 innings of work
- Struck out 32 batters to his 15 walks and allowed just 19 earned runs to score
- Posted a career high five innings of work at Boston College (4/16) and struck out a career high five batters against Pittsburgh (4/2)
- Was the third-ranked right-handed pitcher out of Connecticut by *Perfect Game* and the No. 336 overall prospect in the class
- Member of the Canes National program and won the 2020 Perfect Game 17u National Championship

SINGLE GAME CAREER HIGHS

Innings	5.0	at Boston College (4/16/2023)
Strikeouts	5	vs. Pittsburgh (4/2/2023)
Walks (Low)	0	vs. Davidson (2/27/2024)

SPECIALTY STATS

	2024	CAREER GAMES
5+ Strikeout Games	-	1
10+ Strikeout Games	-	-
2 or Fewer Hits Allowed	5	28
Longest Scoreless Innings Streak	3.1	9.0
Wins in a Row*	-	4

\* - no decisions do not break a streak  
\*\* - designates as current



AJ  
GRACIA

LHP | L/L | 6-3 | 195 | FR.  
Monroe, N.J. / Ranney

QUICK HITS

- Rated the No. 1 outfielder in the state of New Jersey and the No. 37 overall prospect in the class
- "An outstanding two-way potential player that pounds the strike zone and knows how to pitch" - *Perfect Game*
- 2023 *Perfect Game* Preseason All-American and All-Region Teams
- 2022 National Showcase participant

SINGLE GAME CAREER HIGHS

Innings	0.0	-
Strikeouts	0	-
Walks (Low)	0	-

SPECIALTY STATS

	2024	CAREER GAMES
5+ Strikeout Games	-	-
10+ Strikeout Games	-	-
2 or Fewer Hits Allowed	-	-
Longest Scoreless Innings Streak	-	-
Wins in a Row*	-	-

\* - no decisions do not break a streak  
\*\* - designates as current

BULLPEN INFORMATION

Date	Opp.	Dec.	IP	H	R	ER	HR	BB	K	PIT/ST
2/17	GMU	ND, 23-5	1.0	1	1	1	1	0	1	10/7
2/24	NW	ND, 8-2	1.1	0	0	0	0	1	2	25/16
2/27	DAV	ND, 17-0	1.0	0	0	0	0	0	1	5/4
3/1	AKR	ND, 6-0	1.0	0	0	0	0	0	0	10/6
3/3	AKR	ND, 7-2	1.2	2	2	2	0	1	2	34/20

CAREER PITCHING

YEAR	W-L	ERA	G	GS	IP	H	R	ER	BB	SO	HR
2022	1-0	4.82	10	0	9.1	11	7	5	8	11	0
2023	3-1	4.04	18	10	42.1	34	21	19	15	32	5
2024	0-0	4.50	5	0	6.0	2	2	2	1	6	1
TOTAL	4-1	4.06	33	10	57.2	47	30	26	24	49	6

Date	Opp.	Dec.	IP	H	R	ER	HR	BB	K	PIT/ST
------	------	------	----	---	---	----	----	----	---	--------

CAREER PITCHING

YEAR	W-L	ERA	G	GS	IP	H	R	ER	BB	SO	HR
2024	0-0	0.00	0	0	0.0	0	0	0	0	0	0
TOTAL	0-0	0.00	0	0	0.0	0	0	0	0	0	0





**Camron POE**  
**LHP** | L/L | 6-3 | 215 | FR.  
Chesterfield, Mo. / Christian Brothers College

QUICK HITS

- Rated the No. 4 left-handed pitcher in the state of Missouri and the No. 6 overall prospect in the state
- 2023 *Perfect Game* Preseason All-American and All-Region Teams
- 2022 National Showcase participant

SINGLE GAME CAREER HIGHS

Innings	0.0	-
Strikeouts	0	-
Walks (Low)	0	-

SPECIALTY STATS

	2024	CAREER GAMES
5+ Strikeout Games	-	-
10+ Strikeout Games	-	-
2 or Fewer Hits Allowed	-	-
Longest Scoreless Innings Streak	-	-
Wins in a Row*	-	-

\* - no decisions do not break a streak  
\*\* - designates as current



**Fran OSCHELL III**  
**RHP** | R/R | 6-7 | 230 | JR.  
Phoenixville, Pa. / Malvern Prep

QUICK HITS

- First Team Preseason *DIBaseball* All-American, First Team Preseason *NCBWA* All-American, Stopper of the Year Watch List (2024)
- USA Baseball Collegiate National Team Member (2023), *Perfect Game* Second Team All-American (2023), *Baseball America* Third Team All-American (2023), *DIBaseball* Third Team All-American (2023)
- Posted a 6-0 record out of the pen for the Blue Devils in his 22 appearances, finishing the season with a 0.69 ERA
- Worked a career high four innings against NC State in the ACC Tournament
- Tallied a career high five strikeouts against Boston College (4/14)
- Punched out 66 batters to his 18 walks and held opponents to a .133 batting average against
- Finished the season on a 14 inning scoreless streak, beginning at Virginia (4/30)

SINGLE GAME CAREER HIGHS

Innings	4.0	vs. NC State (5/23/2023)
Strikeouts	5	at Boston College (4/14/2023)
Walks (Low)	0	at Virignia (6/9/2023)

SPECIALTY STATS

	2024	CAREER GAMES
5+ Strikeout Games	-	2
10+ Strikeout Games	-	-
2 or Fewer Hits Allowed	2	29
Longest Scoreless Innings Streak	-	14.0
Wins in a Row*	-	6**

\* - no decisions do not break a streak  
\*\* - designates as current

BULLPEN INFORMATION

Date	Opp.	Dec.	IP	H	R	ER	HR	BB	K	PIT/ST
------	------	------	----	---	---	----	----	----	---	--------

CAREER PITCHING

YEAR	W-L	ERA	G	GS	IP	H	R	ER	BB	SO	HR
2024	0-0	0.00	0	0	0.0	0	0	0	0	0	0
TOTAL	0-0	0.00	0	0	0.0	0	0	0	0	0	0

Date	Opp.	Dec.	IP	H	R	ER	HR	BB	K	PIT/ST
------	------	------	----	---	---	----	----	----	---	--------

2/18	CCU	ND, 5-3	0.2	1	1	1	0	2	2	24/11
2/25	NW	ND, 20-9	1.0	1	0	0	0	0	0	8/6
3/1	AKR	ND, 6-0	0.0	0	0	0	0	1	0	9/2

CAREER PITCHING

YEAR	W-L	ERA	G	GS	IP	H	R	ER	BB	SO	HR
2022	0-0	10.29	7	0	7.0	10	9	8	6	6	1
2023	6-0	0.69	22	0	39.1	18	4	3	18	66	1
2024	0-0	5.40	2	0	1.2	2	1	1	3	2	0
TOTAL	6-0	2.25	32	0	48.0	30	14	12	27	74	2

BULLPEN INFORMATION



David  
BOISVERT

RHP | R/R | 6-5 | 215 | JR.  
Charlotte, N.C. / Cannon School

QUICK HITS

- Made his collegiate debut at Miami (5/20)
- Totaled 19 innings in six appearances on the mound with a 2.61 ERA and a 3-0 record in high school
- Missed his junior and senior high school seasons due to COVID-19

SINGLE GAME CAREER HIGHS

Innings	1.0	vs. Davidson (2/27/2024)
Strikeouts	3	vs. Davidson (2/27/2024)
Walks (Low)	0	vs. Northwestern (2/25/2024)

SPECIALTY STATS

	2024	CAREER GAMES
5+ Strikeout Games	-	-
10+ Strikeout Games	-	-
2 or Fewer Hits Allowed	3	3
Longest Scoreless Innings Streak	3.0**	3.0**
Wins in a Row*	-	-

\* - no decisions do not break a streak  
\*\* - designates as current



Charlie  
BEILENSEN

RHP | R/R | 6-0 | 215 | GR.  
Los Angeles, Calif. / Brown University

QUICK HITS

- Set the Duke single-season record for most appearances, toeing the rubber 39 times in 2023
- Preseason Stopper of the Year Watch List (2024)
- One of Brown's most relied-upon relievers during his career before transferring to Duke for the 2023 season
- All-Academic Ivy League recipient and a New Zealand National Team member
- Fanned 78 batters to his 21 walks and held opponents to a .242 average at the plate in 2023
- Worked a season-high 3.1 innings against Virginia in the Charlottesville Super Regional

SINGLE GAME CAREER HIGHS

Innings	4.0	at Penn (4/23/2022)
Strikeouts	6	vs. Akron (3/3/2024)
Walks	0	vs. Akron (3/3/2024)

SPECIALTY STATS

	2024	CAREER GAMES
5+ Strikeout Games	2	4
10+ Strikeout Games	-	-
2 or Fewer Hits Allowed	5	56
Longest Scoreless Innings Streak	10.0**	10.0**
Wins in a Row*	-	3

\* - no decisions do not break a streak  
\*\* - designates as current

Date	Opp.	Dec.	IP	H	R	ER	HR	BB	K	PIT/ST
2/25	NW	ND, 20-9	1.0	0	0	0	0	0	0	14/7
2/27	DAV	ND, 17-0	1.0	1	0	0	0	1	3	30/21
3/5	APP	ND, 28-2	1.0	1	0	0	0	0	2	19/14

CAREER PITCHING

YEAR	W-L	ERA	G	GS	IP	H	R	ER	BB	SO	HR
2023	0-0	81.01	1	0	0.1	3	3	3	1	0	0
2024	0-0	0.00	3	0	3.0	2	0	0	1	5	0
TOTAL	0-0	8.10	4	0	3.0	5	3	3	2	5	0

Date	Opp.	Dec.	IP	H	R	ER	HR	BB	K	PIT/ST
2/16	IU	S, 6-3	2.2	1	0	0	0	0	5	38/22
2/18	CCU	S, 5-3	2.1	0	0	0	0	0	2	27/15
2/21	LU	S, 4-2	1.0	0	0	0	0	0	1	12/8
2/23	NW	S, 2-0	1.0	1	0	0	0	0	3	15/11
3/3	AKR	S, 7-2	3.0	2	0	0	0	0	6	42/33

CAREER PITCHING

YEAR	W-L	ERA	G	GS	IP	H	R	ER	BB	SO	HR
2019	0-1	13.91	8	0	11.0	19	17	17	3	10	5
2020	0-0	10.50	3	0	6.0	8	7	7	3	7	2
2021					- COVID-19 -						
2022	2-2	3.91	15	0	23.0	20	12	10	6	19	1
2023	6-3	3.86	39	0	60.2	56	33	26	21	78	2
2024	0-0	0.00	5	0	10.0	4	0	0	0	17	0
TOTAL	8-6	4.88	70	0	110.2	107	69	60	33	131	10



James  
RAIDT

RHP | R/R | 6-3 | 180 | FR.  
Stamford, Conn. / King & Low-Heywood Thomas School

QUICK HITS

- No. 2 rated right-handed pitcher in the state of Connecticut and the No. 2 overall prospect
- Two-time *Perfect Game* Preseason All-American and Region First Team recipient
- Played for the New York Yankees in the 2022 Area Code Games
- Was chosen to play for team Connecticut in the 2020 PBR Futures Games
- New England Baseball Journal All-New England First Team
- Two-time FAA All-League recipient

SINGLE GAME CAREER HIGHS

Innings	1.0	vs. Northwestern (2/25/2024)
Strikeouts	1	vs. Appalachian State (3/5/2024)
Walks	0	vs. Northwestern (2/25/2024)

SPECIALTY STATS

	2024	CAREER GAMES
5+ Strikeout Games	-	-
10+ Strikeout Games	-	-
2 or Fewer Hits Allowed	2	2
Longest Scoreless Innings Streak	1.2**	1.2**
Wins in a Row*	-	-

\* - no decisions do not break a streak  
\*\* - designates as current

BULLPEN INFORMATION

Date	Opp.	Dec.	IP	H	R	ER	HR	BB	K	PIT/ST
2/25	NW	ND, 20-9	1.0	0	0	0	0	0	0	9/4
3/5	APP	ND, 28-2	0.2	0	0	0	0	2	1	19/7

CAREER PITCHING

YEAR	W-L	ERA	G	GS	IP	H	R	ER	BB	SO	HR
2024	0-0	0.00	2	0	1.2	0	0	0	2	1	0
TOTAL	0-0	0.00	2	0	1.2	0	0	0	2	1	0

# HITTERS INFORMATION



Jimmy  
ROMANO

INF | R/R | 6-1 | 200 | JR.  
Roseland, N.J. / Saint Joseph's Regional

### QUICK HITS

- Appeared in 22 games at the plate and in the field for the Blue Devils last season, being used primarily as a pitcher
- Collected a single game career high of two plate appearances against Louisville (4/21/2023)
- Scored his first collegiate run against Clemson on the road (3/19/2023)
- Drew a walk against Princeton (3/4/2023)

### SINGLE GAME CAREER HIGHS

At Bats	2	vs. Louisville (4/21/2023)
Hits	--	--
Runs Scored	1	at Clemson (3/19/2023)
Runs Batted In	--	--
Doubles	--	--
Triples	--	--
Home Runs	--	--
Walks	1	vs. Princeton (3/4/2023)
Stolen Bases	--	--



Andrew  
YU

C | R/R | 6-0 | 220 | JR.  
Nashville, Tenn. / Ensworth

### QUICK HITS

- Started six of the 22 games he appeared in during the 2023 season
- Collected three hits and drove in six RBI, while walking four times and being hit by three pitches
- Saw action in 35 games his freshman campaign, starting 23 games behind the dish
- Posted a .273 average at the plate with two doubles, two home runs and 13 RBIs during his first season in Durham

### SINGLE GAME CAREER HIGHS

At Bats	5	at Georgia Tech (4/22/2022)
Hits	4	at Wake Forest (4/9/2022)
Runs Scored	3	vs. Towson (3/21/2023)
Runs Batted In	4	vs. Bucknell (3/4/2022)
Doubles	1	vs. Davidson (2/27/2024)
Triples	--	--
Home Runs	1	Notre Dame (4/14/2022)
Walks	1	at Campbell (4/25/2023)
Stolen Bases	1	vs. Towson (3/21/2023)

Date	Opp.	AB	R	H	RBI	2B	3B	HR	BB	K	SB	CS	Avg.
------	------	----	---	---	-----	----	----	----	----	---	----	----	------

### CAREER HITTING

YEAR	AVG	GP-GS	AB	R	H	2B	3B	HR	RBI	SLG%	BB	HP	SO	OB%
2023	.000	22-0	6	1	0	0	0	0	0	.000	1	0	5	.143
2024	.000	0-0	0	0	0	0	0	0	0	.000	0	0	0	.000
TOTAL	.000	22-0	6	1	0	0	0	0	0	.000	1	0	5	.143

Date	Opp.	AB	R	H	RBI	2B	3B	HR	BB	K	SB	CS	Avg.
2/17	GMU	2	1	2	0	1	0	0	0	0	0	0	1.000
2/24	NW	0	0	0	0	0	0	0	1	0	0	0	1.000
2/25	NW	1	1	0	1	0	0	0	0	0	0	0	.667
2/27	DAV	2	0	1	2	1	0	0	0	0	0	0	.600
3/2	AKR	0	1	0	0	0	0	0	0	0	0	0	.500
3/3	AKR	3	0	1	1	0	0	0	0	0	0	1	.444
3/5	APP	2	2	2	1	0	0	1	0	0	0	0	.545

### CAREER HITTING

YEAR	AVG	GP-GS	AB	R	H	2B	3B	HR	RBI	SLG%	BB	HP	SO	OB%
2022	.273	35-23	77	13	21	2	0	2	13	.377	8	5	22	.370
2023	.091	22-6	33	5	3	1	0	0	6	.121	4	3	9	.244
2024	.545	7-1	11	4	6	2	0	1	5	1.000	1	1	0	.571
TOTAL	.248	64-30	121	22	30	5	0	3	24	.364	13	9	31	.354

# HITTERS INFORMATION



Alex  
STONE

C | R/R | 6-5 | 235 | SR.  
Andover, N.J. / Newton

### QUICK HITS

- Rated the 11th best catcher in college baseball by *D1Baseball*
- Recorded a 30-game hitting streak in 2023, the third longest in program history and longest under head coach **Chris Pollard**
- Moved into a tie for 10th all-time in career home runs with 27 and his 17 in 2023 moved into a tie for sixth all-time in a single season
- Led the team with 18 multi-RBI games and tied for the team lead with 23 multi-hit games, including two four-hit contests
- Was the primary catcher for the Blue Devils starting 61 of the 63 games played
- Posted a career high four hits against NC State in the ACC Tournament (5/23/2023)
- Tallied two home runs in the Conway Regional Championship game against Coastal Carolina (6/4/2023)

### SINGLE GAME CAREER HIGHS

At Bats	6	at Virginia (4/28/2023)
Hits	4	vs. NC State (5/23/2023)
Runs Scored	4	at Virginia (4/28/2023)
Runs Batted In	4	vs. Northwestern (2/25/2023)
Doubles	2	at Miami (5/19/2023)
Triples	--	--
Home Runs	2	at Coastal Carolina (6/4/2023)
Walks	3	vs. Baylor (2/25/2023)
Stolen Bases	1	vs. NC State (5/15/2022)



Macon  
WINSLOW

C | R/R | 6-0 | 200 | FR.  
Hertford, N.C. / Pro5 Baseball Academy

### QUICK HITS

- Tallied first career home run against Northwestern (2/25)
- No. 1 rated catcher in the state of North Carolina and the No. 3 overall prospect - No. 6 rated catcher in the country
- Member of Team USA Baseball's 18U squad who won a gold medal
- 2022 *Perfect Game* All-American Classic participant
- 2023 PG Preseason All-American and All-Region recipient
- No. 8 rated freshman in the ACC by *Perfect Game*

### SINGLE GAME CAREER HIGHS

At Bats	3	vs. Coastal Carolina (2/18/2024)
Hits	2	vs. Appalachian State (3/5/2024)
Runs Scored	3	vs. Northwestern (2/25/2024)
Runs Batted In	4	vs. Appalachian State (3/5/2024)
Doubles	1	vs. Appalachian State (3/5/2024)
Triples	--	--
Home Runs	1	vs. Appalachian State (3/5/2024)
Walks	1	vs. Northwestern (2/25/2024)
Stolen Bases	--	--

Date	Opp.	AB	R	H	RBI	2B	3B	HR	BB	K	SB	CS	Avg.
2/16	IU	4	1	1	2	0	0	1	0	0	0	0	.250
2/17	GMU	3	3	2	1	0	0	1	0	0	0	0	.429
2/18	CCU	4	1	1	0	1	0	0	0	1	0	0	.364
2/21	LU	3	0	0	0	0	0	0	0	0	0	0	.286
2/23	NW	4	0	0	0	0	0	0	0	1	0	0	.222
2/24	NW	3	1	1	1	0	0	0	0	0	0	0	.238
2/25	NW	4	1	3	4	0	0	1	0	0	0	0	.320
2/27	DAV	2	1	1	0	0	0	0	2	1	0	0	.333
3/1	AKR	4	0	1	1	0	0	0	0	0	0	0	.323
3/2	AKR	4	0	0	0	0	0	0	0	1	0	0	.286
3/3	AKR	4	1	0	0	0	0	0	0	1	0	0	.256
3/5	APP	4	3	1	0	0	0	0	1	0	0	0	.256

### CAREER HITTING

YEAR	AVG	GP-GS	AB	R	H	2B	3B	HR	RBI	SLG%	BB	HP	SO	OB%
2021	.182	10-2	11	1	2	0	0	0	0	.182	0	1	5	.250
2022	.227	40-32	119	25	27	7	0	10	17	.538	9	4	39	.303
2023	.315	62-61	254	53	80	16	0	17	62	.579	17	10	43	.379
2024	.256	12-12	43	12	11	1	0	3	9	.488	3	3	5	.333
TOTAL	.281	124-107	427	91	120	24	0	30	88	.548	29	18	92	.350

Date	Opp.	AB	R	H	RBI	2B	3B	HR	BB	K	SB	CS	Avg.
2/17	GMU	3	2	2	0	0	0	0	1	0	0	0	.667
2/18	CCU	3	1	2	0	1	0	0	0	0	0	0	.667
2/21	LU	4	0	0	0	0	0	0	0	2	0	0	.400
2/24	NW	3	0	2	2	1	0	0	0	0	0	0	.462
2/25	NW	3	3	2	2	0	0	1	1	0	0	0	.500
2/27	DAV	3	0	1	1	1	0	0	0	0	0	0	.474
3/1	AKR	4	1	1	1	0	0	1	0	1	0	0	.435
3/2	AKR	4	0	0	0	0	0	0	0	2	0	0	.370
3/3	AKR	3	0	1	0	1	0	0	0	1	0	0	.367
3/5	APP	3	2	2	4	1	0	1	0	1	0	0	.394

### CAREER HITTING

YEAR	AVG	GP-GS	AB	R	H	2B	3B	HR	RBI	SLG%	BB	HP	SO	OB%
2024	.394	10-10	33	9	13	5	0	3	10	.818	2	1	7	.421
TOTAL	.394	10-10	33	9	13	5	0	3	10	.818	2	1	7	.421



Wallace  
**CLARK**  
INF | S/R | 6-0 | 180 | JR.  
Tulsa, Okla. / Oklahoma

QUICK HITS

- Transfer from Oklahoma
- All-Big 12 Freshman Team recipient (2022)
- Posted a career .247 average at the plate in his two seasons with the Sooners
- Played in 47 games and made 42 starts in his final season at Oklahoma, with 40 starts at third base
- Tallied a .345 slugging percentage and an OBP of .392 with eight doubles, 31 walks, 18 RBI and 26 runs scored

SINGLE GAME CAREER HIGHS

At Bats	6	at Kansas (4/23/2022)
Hits	3	vs. Kansas State (5/1/2023)
Runs Scored	4	vs. Mississippi State (3/4/2023)
Runs Batted In	4	vs. West Virginia (5/13/2022)
Doubles	2	vs. Kansas State (5/1/2022)
Triples	1	vs. Wichita State (4/11/2023)
Home Runs	1	vs. Northwestern (2/24/2024)
Walks	3	vs. Virginia Tech (6/11/2022)
Stolen Bases	1	vs. Coastal Carolina (2/18/2024)



Devin  
**OBEE**  
OF | R/R | 6-2 | 215 | JR.  
Nashville, Tenn. / Ensworth

QUICK HITS

- Appeared in 50 games last season with 14 starts, posting a .232 average at the plate and blasting three home runs
- Hit six home runs his freshman campaign the most by a true freshman since **Joey Loperfido** in 2018
- Was the 225th overall player in the class of 2021 according to *Perfect Game USA*
- Former 2020 Tennessee Pre-Season All-American

SINGLE GAME CAREER HIGHS

At Bats	5	at Pittsburgh (5/8/2022)
Hits	4	vs. Appalachian State (3/5/2024)
Runs Scored	3	vs. Appalachian State (3/5/2024)
Runs Batted In	6	vs. Appalachian State (3/5/2024)
Doubles	2	vs. Appalachian State (3/5/2024)
Triples	1	vs. Saint Joseph's (2/17/2023)
Home Runs	2	vs. George Mason (2/17/2024)
Walks	4	vs. Davidson (4/11/2023)
Stolen Bases	2	vs. Akron (3/1/2024)

HITTERS INFORMATION

Date	Opp.	AB	R	H	RBI	2B	3B	HR	BB	K	SB	CS	Avg.
2/16	IU	3	1	1	1	1	0	0	0	0	0	0	.333
2/17	GMU	4	1	1	2	0	0	1	0	1	0	0	.286
2/18	CCU	1	0	1	1	1	0	0	1	0	1	0	.375
2/21	LU	2	1	1	0	0	0	0	0	0	0	0	.400
2/23	NW	3	0	2	1	0	0	0	0	0	0	0	.462
2/24	NW	3	1	1	1	0	0	1	1	1	0	0	.438
2/25	NW	1	3	1	1	0	0	0	2	0	0	0	.471
2/27	DAV	2	0	0	1	0	0	0	0	1	0	0	.421
3/1	AKR	3	1	1	0	0	0	0	1	2	0	0	.409
3/2	AKR	2	1	0	0	0	0	0	0	1	0	0	.375
3/3	AKR	3	1	0	0	0	0	0	0	1	0	0	.333
3/5	APP	1	2	0	0	0	0	0	1	0	1	0	.321

CAREER HITTING

YEAR	AVG	GP-GS	AB	R	H	2B	3B	HR	RBI	SLG%	BB	HP	SO	OB%
2022	.257	48-42	152	31	39	6	0	0	27	.296	32	4	52	.397
2023	.237	47-42	139	26	33	8	2	1	18	.345	31	5	31	.392
2024	.321	12-12	28	12	9	2	0	2	8	.607	6	10	7	.556
TOTAL	.254	107-95	319	69	81	16	2	3	53	.335	69	19	90	.415

Date	Opp.	AB	R	H	RBI	2B	3B	HR	BB	K	SB	CS	Avg.
2/16	IU	4	0	1	0	0	0	0	0	0	0	0	.250
2/17	GMU	4	2	2	2	0	0	2	1	0	0	0	.375
2/18	CCU	4	0	0	0	0	0	0	0	1	0	0	.250
2/21	LU	4	0	1	0	0	0	0	0	1	0	0	.250
2/23	NW	3	1	1	0	0	0	0	0	1	1	0	.263
2/24	NW	3	1	1	0	0	0	0	0	1	0	0	.273
2/25	NW	3	3	3	3	1	0	0	2	0	1	0	.360
2/27	DAV	2	1	2	0	0	0	0	1	0	0	0	.407
3/1	AKR	4	1	3	2	0	0	1	0	1	2	0	.452
3/2	AKR	4	1	1	1	0	0	1	0	2	0	0	.429
3/3	AKR	3	1	1	1	0	0	0	0	1	0	0	.421
3/5	APP	4	3	4	6	2	0	1	0	0	0	1	.476

CAREER HITTING

YEAR	AVG	GP-GS	AB	R	H	2B	3B	HR	RBI	SLG%	BB	HP	SO	OB%
2022	.204	37-24	103	17	21	6	0	6	18	.437	9	2	34	.278
2023	.232	50-14	56	14	13	4	1	3	10	.500	9	2	31	.358
2024	.476	12-12	42	14	20	3	0	5	16	.905	4	2	8	.531
TOTAL	.269	99-50	201	45	54	13	1	14	44	.552	22	6	73	.355



## HITTERS INFORMATION



**Kyle**  
**JOHNSON**  
**OF** | R/L | 6-1 | 205 | FR.  
Leesburg, Va. / Riverside

### QUICK HITS

- Registered the first hit of the season for the Blue Devils and later scored the first run of the season against Indiana on Opening Day
- Rated the No. 18 overall outfielder in his class and the No. 3 outfielder in the state of Virginia
- A two-way prodcut who attended Riverside High School in Virginia
- Three-time Preseason Underclass All-American by *Perfect Game USA*
- Tabbed the 46th best prospect in the class by *Perfect Game USA*

### SINGLE GAME CAREER HIGHS

At Bats	4	vs. Indiana (2/16/2024)
Hits	3	vs. Appalachian State (3/5/2024)
Runs Scored	2	vs. Appalachian State (3/5/2024)
Runs Batted In	1	vs. Appalachian State (3/5/2024)
Doubles	1	vs. Davidson (2/27/2024)
Triples	1	vs. Appalachian State (3/5/2024)
Home Runs	--	--
Walks	1	vs. Davidson (2/27/2024)
Stolen Bases	--	--

Date	Opp.	AB	R	H	RBI	2B	3B	HR	BB	K	SB	CS	Avg.
2/16	IU	4	1	1	0	1	0	0	0	1	0	0	.250
2/18	CCU	3	1	2	0	0	0	0	0	0	0	0	.429
2/23	NW	3	0	0	0	0	0	0	0	0	0	0	.300
2/24	NW	4	0	1	1	0	1	0	0	1	0	0	.286
2/25	NW	0	0	0	0	0	0	0	0	0	0	0	.286
2/27	DAV	2	0	1	0	1	0	0	1	0	0	0	.313
3/1	AKR	4	0	0	0	0	0	0	0	3	0	0	.250
3/5	APP	4	2	3	1	1	0	0	0	1	1	0	.333

### CAREER HITTING

YEAR	AVG	GP-GS	AB	R	H	2B	3B	HR	RBI	SLG%	BB	HP	SO	OB%
2024	.333	11-8	24	4	8	3	1	0	2	.542	1	0	6	.360
<b>TOTAL</b>	<b>.333</b>	<b>11-8</b>	<b>24</b>	<b>4</b>	<b>8</b>	<b>3</b>	<b>1</b>	<b>0</b>	<b>2</b>	<b>.542</b>	<b>1</b>	<b>0</b>	<b>6</b>	<b>.360</b>



**Sam**  
**HARRIS**  
**1B** | L/L | 6-5 | 220 | FR.  
Urbandale, Iowa / Urbandale

### QUICK HITS

- Rated the No. 4 first baseman in the country and the No. 1 overall prospect in the state of Iowa
- Played for Central (Navy) in the 2021 Perfect Game Underclass All-American Games
- 2019 14U PG Series Classic Member
- 2022 National Showcase participant
- Four-time Preseason All-American and All-Region recipient in high school

### SINGLE GAME CAREER HIGHS

At Bats	1	vs. George Mason (2/17/2024)
Hits	--	--
Runs Scored	1	vs. Appalachian State (3/5/2024)
Runs Batted In	--	--
Doubles	--	--
Triples	--	--
Home Runs	--	--
Walks	1	vs. Appalachian State (3/5/2024)
Stolen Bases	--	--

Date	Opp.	AB	R	H	RBI	2B	3B	HR	BB	K	SB	CS	Avg.
2/17	GMU	1	0	0	0	0	0	0	0	1	0	0	.000
2/25	NW	1	0	0	0	0	0	0	0	0	0	0	.000
2/27	DAV	0	0	0	0	0	0	0	0	0	0	0	.000
3/5	APP	1	1	0	0	0	0	0	1	0	0	0	.000

### CAREER HITTING

YEAR	AVG	GP-GS	AB	R	H	2B	3B	HR	RBI	SLG%	BB	HP	SO	OB%
2024	.000	4-0	3	0	0	0	0	0	0	.000	1	0	1	.000
<b>TOTAL</b>	<b>.000</b>	<b>4-0</b>	<b>3</b>	<b>0</b>	<b>0</b>	<b>0</b>	<b>0</b>	<b>0</b>	<b>0</b>	<b>.000</b>	<b>1</b>	<b>0</b>	<b>1</b>	<b>.000</b>

# HITTERS INFORMATION



**Zac MORRIS**

**INF** | R/R | 5-11 | 185 | R-SR.  
Suffolk, Va. / VMI

### QUICK HITS

- Transfer from VMI
- Tabbed No. 35 shortstop by *D1Baseball* in the preseason
- Second Team All-SoCon honoree
- Hit .317 while starting all 55 games with 10 homers, 48 runs and 49 RBI
- Ranked sixth in the SoCon with 25 stolen bases
- Earned a spot on the initial watch list for the 2023 Brooks Wallace Award for the nations top shortstop
- Earned SoCon All-Freshman team honors in 2021

### SINGLE GAME CAREER HIGHS

At Bats	6	vs. Mercer (4/23/2023)
Hits	5	vs. Holy Cross (2/24/2023)
Runs Scored	4	vs. Davidson (2/27/2024)
Runs Batted In	4	vs. George Mason (2/17/2024)
Doubles	2	vs. SIUE (4/15/2023)
Triples	1	vs. Norfolk State (3/19/2023)
Home Runs	2	vs. George Mason (2/17/2024)
Walks	3	vs. Coppin State (3/5/2023)
Stolen Bases	4	at Mississippi State (2/18/2023)



**Logan BRAVO**

**INF** | R/R | 6-5 | 215 | GR.  
Andover, Mass. / Harvard

### QUICK HITS

- Transfer from Harvard
- First team All-Ivy honors, while garnering Academic All-Ivy accolades
- Collected Ivy League Player of the Week honors
- Started all 44 games at first base, only Crimson to play all 44 games in 2023
- Led the team in hits (52), home runs (7), OPS (.909), Slugging (.509), while ranking second in average (.304), RBI (32), runs (34), doubles (14) and OBP (.400)
- Paced the team with 14 multi-hit contests and nine multi-RBI days

### SINGLE GAME CAREER HIGHS

At Bats	6	at FAU (3/13/2023)
Hits	4	vs. Dartmouth (4/30/2022)
Runs Scored	4	vs. George Mason (2/17/2024)
Runs Batted In	7	vs. Merrimack (4/19/2022)
Doubles	3	at Cal Poly (3/12/2022)
Triples	--	--
Home Runs	2	vs. Merrimack (4/19/2022)
Walks	2	vs. Cornell (4/14/2023)
Stolen Bases	1	vs. Northwestern (2/24/2024)

Date	Opp.	AB	R	H	RBI	2B	3B	HR	BB	K	SB	CS	Avg.
2/16	IU	5	1	1	0	1	0	0	0	2	0	0	.200
2/17	GMU	6	2	2	4	0	0	2	0	0	0	0	.273
2/18	CCU	5	1	1	1	0	0	1	0	1	0	0	.250
2/21	LU	4	1	2	1	0	0	0	0	1	1	1	.300
2/23	NW	3	0	0	0	0	0	0	0	2	0	0	.261
2/24	NW	4	2	2	0	0	0	0	1	0	2	0	.296
2/25	NW	4	2	1	2	0	0	0	1	0	0	0	.290
2/27	DAV	1	4	1	1	0	0	1	2	0	0	0	.313
3/1	AKR	3	1	1	2	0	0	1	1	1	0	0	.314
3/2	AKR	4	0	1	0	0	0	0	0	0	0	0	.308
3/3	AKR	3	3	1	2	0	0	1	2	0	1	0	.310
3/5	APP	3	3	1	2	0	0	0	2	1	0	0	.311

### CAREER HITTING

YEAR	AVG	GP-GS	AB	R	H	2B	3B	HR	RBI	SLG%	BB	HP	SO	OB%
2020	.204	17-17	49	8	10	1	1	6	6	.327	4	2	9	.291
2021	.286	40-40	147	26	42	5	1	3	29	.395	9	8	31	.353
2022	.332	54-54	208	44	69	11	3	10	41	.558	27	5	39	.416
2023	.317	55-55	205	48	65	13	2	10	49	.546	24	11	38	.408
2024	.311	12-12	45	20	14	1	0	6	15	.733	9	2	8	.446
<b>TOTAL</b>	<b>.305</b>	<b>178-178</b>	<b>654</b>	<b>146</b>	<b>200</b>	<b>31</b>	<b>7</b>	<b>30</b>	<b>140</b>	<b>.512</b>	<b>73</b>	<b>28</b>	<b>125</b>	<b>.393</b>

Date	Opp.	AB	R	H	RBI	2B	3B	HR	BB	K	SB	CS	Avg.
2/16	IU	5	1	3	2	0	0	1	0	1	0	0	.600
2/17	GMU	5	4	3	1	1	0	0	0	0	0	0	.600
2/18	CCU	5	0	1	1	0	0	0	0	2	0	0	.467
2/21	LU	4	0	2	2	0	0	0	0	0	0	0	.474
2/23	NW	3	0	0	0	0	0	0	0	1	0	0	.409
2/24	NW	3	1	0	0	0	0	0	0	0	1	0	.360
2/25	NW	5	2	2	2	1	0	0	0	1	0	0	.367
2/27	DAV	4	2	2	4	1	0	1	0	0	0	0	.382
3/1	AKR	3	1	0	0	0	0	0	1	1	0	0	.351
3/2	AKR	4	0	3	1	0	0	0	0	0	0	0	.390
3/3	AKR	2	0	1	1	0	0	0	2	0	1	1	.395
3/5	APP	4	1	3	1	0	0	0	0	0	0	1	.426

### CAREER HITTING

YEAR	AVG	GP-GS	AB	R	H	2B	3B	HR	RBI	SLG%	BB	HP	SO	OB%
2019	.182	20-16	55	8	10	3	0	2	4	.345	6	1	19	.274
2020	.217	6-6	23	2	5	2	0	0	1	.304	0	0	13	.217
2021														
2022	.355	38-38	152	26	54	16	0	8	44	.618	14	6	24	.423
2023	.304	44-44	171	34	52	14	0	7	32	.509	23	7	39	.400
2024	.425	12-12	47	12	20	3	0	2	15	.617	3	1	7	.462
<b>TOTAL</b>	<b>.315</b>	<b>120-116</b>	<b>448</b>	<b>82</b>	<b>141</b>	<b>38</b>	<b>0</b>	<b>19</b>	<b>96</b>	<b>.528</b>	<b>46</b>	<b>15</b>	<b>102</b>	<b>.391</b>

## HITTERS INFORMATION



*Chad*  
**KNIGHT**

**C** | R/R | 6-0 | 210 | GR.  
Westport, Conn. / Staples

### QUICK HITS

- Returns for his fifth year at Duke
- Career .262 hitter at the plate, appearing in 119 games and starting 99
- Tallied his 100th career hit during the 2023 campaign
- Returned from injury against Presbyterian, driving in five runs and hitting two home runs
- Named a CoSIDA Academic All-District III First Team recipient in 2022
- Was the top-rated catcher in the state of Connecticut and the second-best prospect in the state according to *Perfect Game USA*

### SINGLE GAME CAREER HIGHS

At Bats	6	at Pitt (5/8/2022)
Hits	3	vs. Campbell (4/4/2023)
Runs Scored	3	vs. Campbell (4/4/2023)
Runs Batted In	5	at Presbyterian (3/15/2023)
Doubles	3	vs. UMass Lowell (3/9/2022)
Triples	1	vs. Florida State (3/8/2020)
Home Runs	2	at Presbyterian (3/15/2023)
Walks	3	vs. VMI (2/19/2022)
Stolen Bases	1	at Pitt (5/8/2022)



*Chase*  
**KREWSON**

**OF** | L/L | 6-2 | 205 | FR.  
Bridgeville, Pa. / South Fayette TWP

### QUICK HITS

- First collegiate hit was a home run against George Mason (2/17/2024)
- No. 1 outfield prospect in the state of Pennsylvania and the No. 5 overall prospect in the state
- Was a four-time *Perfect Game* All-American and four-time *Perfect Game* Nationally Ranked Player
- Two-time All-Section first team and two-time All-WPIAL first team
- Two-time *Perfect Game* Northeast Dream Team Select
- PBR Super 60 Select

### SINGLE GAME CAREER HIGHS

At Bats	1	vs. George Mason (2/17/2024)
Hits	1	vs. Appalachian State (3/5/2024)
Runs Scored	1	vs. Davidson (2/27/2024)
Runs Batted In	3	vs. Appalachian State (3/5/2024)
Doubles	--	--
Triples	--	--
Home Runs	1	vs. Appalachian State (3/5/2024)
Walks	2	vs. Davidson (2/27/2024)
Stolen Bases	--	--

Date	Opp.	AB	R	H	RBI	2B	3B	HR	BB	K	SB	CS	Avg.
2/17	GMU	1	0	0	0	0	0	0	0	1	0	0	.000
2/24	NW	1	0	0	0	0	0	0	0	0	0	0	.000
2/25	NW	1	0	0	1	0	0	0	0	0	0	0	.000
2/27	DAV	1	1	0	0	0	0	0	0	0	0	0	.000
3/5	APP	2	0	0	0	0	0	0	0	0	0	0	.000

### CAREER HITTING

YEAR	AVG	GP-GS	AB	R	H	2B	3B	HR	RBI	SLG%	BB	HP	SO	OB%
2020	.241	11-5	29	4	7	0	1	1	3	.414	0	0	5	.241
2021	.267	35-28	105	13	28	4	0	2	15	.362	8	2	30	.328
2022	.279	51-47	190	19	53	10	0	3	28	.379	14	3	38	.335
2023	.221	22-19	77	13	17	4	0	2	9	.351	7	2	12	.299
2024	.000	5-0	6	1	0	0	0	0	1	.000	0	0	1	.000
<b>TOTAL</b>	<b>.258</b>	<b>124-99</b>	<b>407</b>	<b>50</b>	<b>105</b>	<b>18</b>	<b>1</b>	<b>8</b>	<b>56</b>	<b>.368</b>	<b>29</b>	<b>7</b>	<b>86</b>	<b>.317</b>

Date	Opp.	AB	R	H	RBI	2B	3B	HR	BB	K	SB	CS	Avg.
2/17	GMU	1	1	1	2	0	0	1	0	0	0	0	1.000
2/25	NW	1	1	0	0	0	0	0	0	0	0	0	.500
2/27	DAV	0	1	0	0	0	0	0	2	0	0	0	.500
3/5	APP	2	1	1	3	0	0	1	0	0	0	0	.500

### CAREER HITTING

YEAR	AVG	GP-GS	AB	R	H	2B	3B	HR	RBI	SLG%	BB	HP	SO	OB%
2024	.500	4-0	4	4	2	0	0	2	5	2.000	2	0	0	.667
<b>TOTAL</b>	<b>.500</b>	<b>4-0</b>	<b>4</b>	<b>4</b>	<b>2</b>	<b>0</b>	<b>0</b>	<b>2</b>	<b>5</b>	<b>2.000</b>	<b>2</b>	<b>0</b>	<b>0</b>	<b>.667</b>

## HITTERS INFORMATION

29

AJ  
GRACIA

OF | L/L | 6-3 | 195 | FR.  
Monroe, N.J. / Ranney

### QUICK HITS

- No. 1 outfielder in the state of New Jersey and the No. 5 overall prospect in the state
- Was a three-time 1st team All-Shore Conference recipient
- Two-time All-State for New Jersey
- *NJ.com* Player of the Year
- PBR New Jersey Player of the Year
- NJ Athletics Player of the Year

### SINGLE GAME CAREER HIGHS

At Bats	5	vs. George Mason (2/17/2024)
Hits	4	vs. George Mason (2/17/2024)
Runs Scored	3	vs. Northwestern (2/25/2024)
Runs Batted In	9	vs. George Mason (2/17/2024)
Doubles	1	vs. Davidson (2/27/2024)
Triples	--	--
Home Runs	3	vs. George Mason (2/17/2024)
Walks	3	vs. Indiana (2/16/2024)
Stolen Bases	1	vs. George Mason (2/17/2024)

Date	Opp.	AB	R	H	RBI	2B	3B	HR	BB	K	SB	CS	Avg.
2/16	IU	2	0	0	0	0	0	0	3	1	0	0	.000
2/17	GMU	5	3	4	9	0	0	3	0	0	1	0	.571
2/18	CCU	4	0	0	0	0	0	0	1	1	0	0	.364
2/21	LU	4	0	1	0	0	0	0	0	2	0	0	.333
2/23	NW	3	0	1	0	1	0	0	0	0	0	0	.333
2/24	NW	3	1	1	1	0	0	0	0	0	1	0	.333
2/25	NW	3	3	1	0	0	0	0	2	0	0	0	.333
2/27	DAV	2	2	1	2	1	0	0	2	1	0	0	.346
3/1	AKR	4	0	1	0	0	0	0	0	0	0	0	.333
3/2	AKR	4	0	2	1	0	0	0	0	0	1	0	.353
3/3	AKR	2	0	0	1	0	0	0	2	1	0	0	.333

### CAREER HITTING

YEAR	AVG	GP-GS	AB	R	H	2B	3B	HR	RBI	SLG%	BB	HP	SO	OB%
2024	.333	11-11	36	9	12	2	0	3	12	.639	10	0	6	.468
TOTAL	.333	11-11	36	9	12	2	0	3	12	.639	10	0	6	.468

32

Sam  
YELTON

OF | L/L | 5-11 | 200 | JR.  
Harrisburg, N.C. / Central Cabarrus

### QUICK HITS

- Made his collegiate debut against George Mason (2/17/2024)
- Four-year letterwinner at Central Cabarrus High School under head coach Ronald Bost
- Named to the North Carolina AAA All-State Team, Conference Player of the Year, All-Conference and All-Observer first team in 2019
- Tabbed All-Conference in the shortened 2021 season
- Graduated high school Magna Cum Laude

### SINGLE GAME CAREER HIGHS

At Bats	--	--
Hits	--	--
Runs Scored	1	vs. George Mason (2/17/2024)
Runs Batted In	--	--
Doubles	--	--
Triples	--	--
Home Runs	--	--
Walks	--	--
Stolen Bases	--	--

Date	Opp.	AB	R	H	RBI	2B	3B	HR	BB	K	SB	CS	Avg.
2/17	GMU	1	1	0	0	0	0	0	0	1	0	0	.000
2/25	NW	0	0	0	0	0	0	0	0	0	0	0	.000
2/27	DAV	1	0	0	0	0	0	0	0	1	0	0	.000

### CAREER HITTING

YEAR	AVG	GP-GS	AB	R	H	2B	3B	HR	RBI	SLG%	BB	HP	SO	OB%
2024	.000	3-0	2	1	0	0	0	0	0	.000	0	0	2	.000
TOTAL	.000	3-0	2	1	0	0	0	0	0	.000	0	0	2	.000

## HITTERS INFORMATION



*Roman*  
**DIGIACOMO**

**C** | R/R | 6-3 | 220 | SO.

Fairfield, Conn. / Fairfield Warde

### QUICK HITS

- Appeared in five games last season, tallying his first career hit against Baylor (2/25), a grand slam
- No. 1 catcher in the state of Connecticut, leading his high school to the 2021 FCIAC Championship junior year

### SINGLE GAME CAREER HIGHS

At Bats	1	vs. Campbell (4/4/2023)
Hits	2	vs. Baylor (2/25/2023)
Runs Scored	2	vs. Baylor (2/25/2023)
Runs Batted In	4	vs. Baylor (2/25/2023)
Doubles	--	--
Triples	--	--
Home Runs	1	vs. Baylor (2/25/2023)
Walks	1	vs. Davidson (2/27/2024)
Stolen Bases	--	--



*Ben*  
**MILLER**

**1B** | R/R | 6-1 | 225 | GR.

Durham, N.C. / Penn

### QUICK HITS

- Transfer from Penn
- First Team All-Ivy selection 2022, Honorable Mention All-Ivy 2023
- Played first base at Penn, one of four players to appear in all 50 games
- Second on the team in batting average (.319), hits (65), home runs (7), total bases (102), slugging percentage (.500) and OPS (.913)

### SINGLE GAME CAREER HIGHS

At Bats	6	at Yale (4/29/2022)
Hits	5	vs. Bucknell (5/18/2022)
Runs Scored	5	at Yale (4/29/2022)
Runs Batted In	7	vs. Appalachian State (3/5/2024)
Doubles	2	vs. Delaware (5/10/2023)
Triples	1	vs. Harvard (3/26/2023)
Home Runs	2	vs. Appalachian State (3/5/2024)
Walks	3	vs. Cornell (4/17/2022)
Stolen Bases	2	at Monmouth (4/19/2023)

Date	Opp.	AB	R	H	RBI	2B	3B	HR	BB	K	SB	CS	Avg.
2/17	GMU	1	0	0	0	0	0	0	0	0	0	0	.000
2/27	DAV	1	1	0	0	0	0	0	1	1	0	0	.000
3/5	APP	1	0	0	0	0	0	0	0	1	0	0	.000

### CAREER HITTING

YEAR	AVG	GP-GS	AB	R	H	2B	3B	HR	RBI	SLG%	BB	HP	SO	OB%
2023	.250	4-0	4	2	1	0	0	1	4	1.000	0	1	2	.400
2024	.000	3-0	3	1	0	0	0	0	0	.000	1	0	2	.000
<b>TOTAL</b>	<b>.143</b>	<b>7-0</b>	<b>7</b>	<b>3</b>	<b>1</b>	<b>0</b>	<b>0</b>	<b>1</b>	<b>4</b>	<b>.571</b>	<b>1</b>	<b>1</b>	<b>4</b>	<b>.333</b>

Date	Opp.	AB	R	H	RBI	2B	3B	HR	BB	K	SB	CS	Avg.
2/16	IU	5	0	1	0	0	0	0	0	1	0	0	.200
2/17	GMU	5	2	2	1	0	0	1	1	1	0	0	.300
2/18	CCU	5	1	3	2	1	0	1	0	2	0	0	.400
2/21	LU	3	1	1	1	1	0	0	0	0	0	0	.389
2/23	NW	4	1	2	1	0	0	1	0	1	0	0	.409
2/24	NW	3	1	2	1	1	0	0	0	0	0	0	.440
2/25	NW	4	1	1	2	0	0	0	0	1	0	0	.414
2/27	DAV	3	2	2	2	0	0	1	1	0	0	0	.438
3/1	AKR	4	1	3	0	2	0	0	0	0	0	0	.472
3/2	AKR	4	1	1	0	1	0	0	0	0	0	0	.450
3/3	AKR	3	1	2	1	0	0	1	1	0	0	0	.465
3/5	APP	5	3	4	7	0	0	2	0	0	0	0	.500

### CAREER HITTING

YEAR	AVG	GP-GS	AB	R	H	2B	3B	HR	RBI	SLG%	BB	HP	SO	OB%
2020	.200	2-1	5	1	1	1	0	0	0	.400	0	0	2	.200
2021	.268	11-10	41	3	11	3	0	0	3	.341	4	0	6	.333
2022	.330	48-48	188	43	62	18	0	7	42	.537	27	5	30	.420
2023	.319	50-50	204	42	65	14	1	7	46	.500	21	14	25	.413
2024	.500	12-12	48	15	24	6	0	7	18	1.063	3	3	6	.556
<b>TOTAL</b>	<b>.342</b>	<b>123-121</b>	<b>486</b>	<b>104</b>	<b>163</b>	<b>42</b>	<b>1</b>	<b>21</b>	<b>109</b>	<b>.575</b>	<b>55</b>	<b>22</b>	<b>69</b>	<b>.429</b>

## HITTERS INFORMATION



Noah  
**MURRAY**

**INF** | R/R | 5-10 | 170 | FR.  
Crozet, Va. / The Miller School of Albemarle

### QUICK HITS

- No. 10 rated middle infielder in the state of Virginia and 40th overall rated prospect
- Played for Pro5 Baseball Academy
- VISAA All-State Second Team
- Brother, Ethan, Played baseball for Duke from 2019-21 when he was drafted by the Milwaukee Brewers

### SINGLE GAME CAREER HIGHS

At Bats	1	vs. Northwestern (2/25/2024)
Hits	1	vs. Appalachian State (3/5/2024)
Runs Scored	--	--
Runs Batted In	--	--
Doubles	1	vs. Appalachian State (3/5/2024)
Triples	--	--
Home Runs	--	--
Walks	1	vs. George Mason (2/17/2024)
Stolen Bases	--	--

Date	Opp.	AB	R	H	RBI	2B	3B	HR	BB	K	SB	CS	Avg.
2/17	GMU	0	0	0	0	0	0	0	1	0	0	0	.000
2/25	NW	1	0	0	0	0	0	0	0	0	0	0	.000
2/27	DAV	0	0	0	0	0	0	0	0	0	0	0	.000
3/5	APP	3	0	1	1	1	0	0	0	0	0	0	.333

### CAREER HITTING

YEAR	AVG	GP-GS	AB	R	H	2B	3B	HR	RBI	SLG%	BB	HP	SO	OB%
2024	.333	4-0	4	0	1	1	0	0	1	.667	1	0	0	.500
<b>TOTAL</b>	<b>.333</b>	<b>4-0</b>	<b>4</b>	<b>0</b>	<b>1</b>	<b>1</b>	<b>0</b>	<b>0</b>	<b>1</b>	<b>.667</b>	<b>1</b>	<b>0</b>	<b>0</b>	<b>.500</b>



Tyler  
**ALBRIGHT**

**OF** | R/L | 6-0 | 200 | SO.  
Greensboro, N.C. / Grimsley

### QUICK HITS

- Conway All-Regional Team Outfielder (2023)
- Started 45 of the 50 games he appeared in during the 2023 season, finishing the season with a .312 average at the plate
- He slugged .416 and posted an on base percentage of .404, tallying 34 RBI and 10 extra base hits
- Collected an 11-game hitting streak throughout the season
- Produced 15 multi-hit contests and nine multi-RBI contests

### SINGLE GAME CAREER HIGHS

At Bats	6	vs. NC State (5/23/2023)
Hits	3	at Virginia (6/10/2023)
Runs Scored	3	at Virginia (4/28/2023)
Runs Batted In	3	vs. NC State (5/23/2023)
Doubles	2	vs. UNCW (6/2/2023)
Triples	--	--
Home Runs	1	vs. Indiana (2/15/2024)
Walks	2	vs. Longwood (5/7/2023)
Stolen Bases	1	at Coastal Carolina (6/4/2023)

Date	Opp.	AB	R	H	RBI	2B	3B	HR	BB	K	SB	CS	Avg.
2/16	IU	4	1	1	1	0	0	1	0	1	0	0	.250
2/17	GMU	5	0	1	0	0	0	0	0	3	0	0	.222
2/18	CCU	1	0	1	0	0	0	0	0	0	0	0	.300
2/21	LU	3	1	2	0	1	0	0	0	0	0	0	.385
2/23	NW	3	0	0	0	0	0	0	0	2	0	0	.313
2/25	NW	3	0	0	0	0	0	0	1	2	0	0	.263
3/2	AKR	3	0	0	0	0	0	0	0	2	0	0	.227
3/3	AKR	1	0	0	0	0	0	0	0	1	0	0	.217
3/5	APP	1	2	0	0	0	0	0	1	0	0	0	.208

### CAREER HITTING

YEAR	AVG	GP-GS	AB	R	H	2B	3B	HR	RBI	SLG%	BB	HP	SO	OB%
2023	.312	50-45	154	23	48	7	0	3	34	.416	17	9	49	.404
2024	.208	9-6	24	3	5	1	0	1	1	.375	2	0	11	.269
<b>TOTAL</b>	<b>.298</b>	<b>59-51</b>	<b>178</b>	<b>26</b>	<b>53</b>	<b>8</b>	<b>0</b>	<b>4</b>	<b>35</b>	<b>.410</b>	<b>19</b>	<b>9</b>	<b>60</b>	<b>.388</b>



## HITTERS INFORMATION



**Jimmy  
EVANS**

**OF** | L/L | 5-9 | 180 | GR.

Norwalk, Conn. / Tufts University

### QUICK HITS

- Transfer from Tufts University
- All-NESCAC Second Team selection
- ABCA All-Region Third Team outfielder, starting 41 of the 42 games played
- Raked in 45 hits in 139 at bats with a .324 average
- Led the team in hits and doubles with a 1.005 OPS
- Helped Tufts to a 31-11 record, earning the 2023 NESCAC title and advancing to the NCAA Tournament

### SINGLE GAME CAREER HIGHS

At Bats	6	at Bates (4/10/2022)
Hits	4	at Coast Guard (3/14/2022)
Runs Scored	3	at Brandeis (4/29/2022)
Runs Batted In	4	vs. Bates (3/31/2023)
Doubles	2	vs. Amherst (5/7/2023)
Triples	1	vs. Bowdoin (5/12/2023)
Home Runs	1	vs. Amherst (5/6/2023)
Walks	2	vs. Middlebury (5/14/2023)
Stolen Bases	3	at Johnson & Wales (3/15/2022)

Date	Opp.	AB	R	H	RBI	2B	3B	HR	BB	K	SB	CS	Avg.
2/25	NW	1	0	0	0	0	0	0	0	0	0	0	.000
2/27	DAV	1	1	1	1	0	0	0	0	0	0	0	.500
3/5	APP	0	0	0	0	0	0	0	1	0	0	0	.500

### CAREER HITTING

YEAR	AVG	GP-GS	AB	R	H	2B	3B	HR	RBI	SLG%	BB	HP	SO	OB%
2021	.304	16-16	56	13	17	5	1	2	15	.536	8	2	9	.403
2022	.329	35-34	143	39	47	11	0	6	29	.531	17	6	14	.412
2023	.324	42-41	139	28	45	17	2	4	42	.561	23	8	19	.444
2024	.500	3-0	2	1	1	0	0	0	1	.500	1	0	0	.500
<b>TOTAL</b>	<b>.323</b>	<b>96-91</b>	<b>340</b>	<b>81</b>	<b>110</b>	<b>33</b>	<b>3</b>	<b>12</b>	<b>87</b>	<b>.544</b>	<b>49</b>	<b>16</b>	<b>42</b>	<b>.428</b>



**Harrison  
RODGERS**

**INF** | L/R | 5-11 | 185 | GR.

San Diego, Calif. / Colorado Mesa

### QUICK HITS

- Transfer from Colorado Mesa
- All-RMAC Second Team selection and RMAC All-Tournament Team
- NCBWA National Player for the Week and NCBWA South Central Region Hitter of the Week
- Hit three home runs in the season opener against Azusa Pacific
- Tallied 12 hits in the RMAC Tournament

### SINGLE GAME CAREER HIGHS

At Bats	7	at Regis (4/18/2021)
Hits	4	at Colo. Sch. of Mines (3/19/2023)
Runs Scored	5	at NM Highlands (4/22/2022)
Runs Batted In	7	vs. MSU Denver (5/12/2023)
Doubles	2	at Colorado Christian (3/25/2023)
Triples	1	at NM Highlands (4/29/2023)
Home Runs	3	at Azusa Pacific (2/10/2022)
Walks	2	Regis (4/1/2023)
Stolen Bases	3	vs. MSU Billings (3/2/2023)

Date	Opp.	AB	R	H	RBI	2B	3B	HR	BB	K	SB	CS	Avg.
2/17	GMU	2	0	0	0	0	0	0	0	2	0	0	.000
2/24	NW	0	0	0	0	0	0	0	0	0	0	0	.000
2/25	NW	1	0	0	0	0	0	0	0	0	0	0	.000
2/27	DAV	1	1	1	2	0	0	0	0	0	0	0	.250
3/5	APP	2	1	2	1	0	1	0	0	0	0	0	.500

### CAREER HITTING

YEAR	AVG	GP-GS	AB	R	H	2B	3B	HR	RBI	SLG%	BB	HP	SO	OB%
2020	.143	7-1	7	2	1	0	0	0	0	.143	0	0	2	.143
2021	.370	40-27	108	39	40	11	3	9	37	.778	15	3	21	.450
2022	.338	57-55	213	67	72	14	4	12	49	.610	40	6	35	.452
2023	.361	57-57	233	65	84	17	4	15	65	.661	24	4	40	.426
2024	.500	5-0	6	2	3	0	1	0	3	.250	0	0	2	.250
<b>TOTAL</b>	<b>.352</b>	<b>166-140</b>	<b>567</b>	<b>175</b>	<b>200</b>	<b>42</b>	<b>12</b>	<b>36</b>	<b>154</b>	<b>.658</b>	<b>79</b>	<b>13</b>	<b>100</b>	<b>.439</b>



Ben  
WEAVER

OF | L/L | 5-11 | 185 | GR.  
Doylestown, Pa. / Wheaton College

QUICK HITS

- Transfer from Wheaton College
- Appeared in 124 games starting 123
- Recorded 193 hits throughout his career, posting an average of .391 at the plate
- Tallied 106 RBI with a career slugging percentage of .588
- *D3Baseball.com* All-Region first team selection, ABCA All-Region third team selection

SINGLE GAME CAREER HIGHS

At Bats	6	at North Central (4/3/2023)
Hits	4	vs. Chicago (4/29/2023)
Runs Scored	3	vs. Chicago (4/29/2023)
Runs Batted In	5	vs. Dakota Wesleyan (3/11/2022)
Doubles	2	vs. Gettysburg (3/7/2023)
Triples	2	vs. Gallaudet University (3/11/2023)
Home Runs	1	vs. Chicago (4/29/2023)
Walks	2	vs. Chicago (4/29/2023)
Stolen Bases	2	vs. Northland College (3/11/2022)

HITTERS INFORMATION

Date	Opp.	AB	R	H	RBI	2B	3B	HR	BB	K	SB	CS	Avg.
2/17	GMU	1	1	1	0	0	0	0	0	0	0	0	1.000
2/21	LU	1	0	0	0	0	0	0	0	0	0	0	.500
2/25	NW	1	0	0	0	0	0	0	0	0	0	0	.333
2/27	DAV	1	0	0	0	0	0	0	0	1	0	0	.250
3/5	APP	2	0	0	0	0	0	0	0	1	0	0	.167

CAREER HITTING

YEAR	AVG	GP-GS	AB	R	H	2B	3B	HR	RBI	SLG%	BB	HP	SO	OB%
2020	.308	7-7	26	5	8	2	0	0	6	.385	1	1	5	.357
2021	.367	43-43	166	35	61	11	6	1	30	.524	19	6	26	.443
2022	.388	36-35	147	37	57	16	7	5	38	.694	17	1	17	.449
2023	.435	38-38	154	40	67	12	3	2	32	.591	16	3	10	.491
2024	.167	5-0	6	1	1	0	0	0	0	.250	0	0	2	.250
TOTAL	.389	129-123	497	118	194	41	16	8	106	.641	53	11	60	.474

# HOME RUN CHART

No.	Player	Game	Date	Opponent	Pitcher	On Base	Inning	Outs	Count	Score	Final
1	Alex Stone ^	1	2/16	vs. Indiana	Ryan Kraft	0	6th	1	0-0	2-0	6-3
2	Logan Bravo ^	1	2/16	vs. Indiana	Ryan Kraft	0	6th	1	1-1	3-0	6-3
3	Tyler Albright *	1	2/16	vs. Indiana	Evan Whiteaker	0	8th	0	3-2	6-3	6-3
4	AJ Gracia ^	2	2/17	vs. George Mason	Konner Eaton	2	1st	1	2-0	4-1	23-5
5	Devin Obee #^	2	2/17	vs. George Mason	Konner Eaton	0	1st	1	1-0	5-1	23-5
6	Wallace Clark^	2	2/17	vs. George Mason	Konner Eaton	1	1st	2	3-2	7-1	23-5
7	Zac Morris^	2	2/17	vs. George Mason	Konner Eaton	0	1st	2	1-0	8-1	23-5
8	AJ Gracia	2	2/17	vs. George Mason	Owen Stewart	2	2nd	0	0-1	11-1	23-5
9	Alex Stone	2	2/17	vs. George Mason	Owen Stewart	0	3rd	2	0-1	12-3	23-5
10	Devin Obee *	2	2/17	vs. George Mason	Owen Stewart	0	6th	0	2-0	14-3	23-5
11	Ben Miller	2	2/17	vs. George Mason	Owen Stewart	0	7th	0	1-2	15-4	23-5
12	AJ Gracia	2	2/17	vs. George Mason	Britt Yount	2	7th	0	1-0	18-4	23-5
13	Zac Morris	2	2/17	vs. George Mason	Britt Yount	2	7th	2	0-1	21-4	23-5
14	Chase Krewson	2	2/17	vs. George Mason	Luke Goodyear	1	8th	0	1-1	23-4	23-5
15	Zac Morris *	3	2/18	at Coastal Carolina	Ryan Lynch	0	1st	0	0-0	1-0	5-3
16	Ben Miller	3	2/18	at Coastal Carolina	Ryan Lynch	1	3rd	2	0-0	3-1	5-3
17	Ben Miller	5	2/23	Northwestern	Nolan Morr	0	1st	1	0-0	1-0	2-0
18	Wallace Clark *	6	2/25	Northwestern	Kellen Pate	0	6th	0	2-0	7-1	8-2
19	Macon Winslow	7	2/25	Northwestern	Garrett Shearer	1	3rd	1	1-1	6-3	20-9
20	Alex Stone	7	2/25	Northwestern	Drew Dickson	2	5th	2	0-0	12-3	20-9
21	Ben Miller	8	2/27	Davidson	Brycen Champey	1	1st	0	0-1	2-0	17-0
22	Zac Morris	8	2/27	Davidson	Isaac Fix	0	2nd	2	1-0	3-0	17-0
23	Logan Bravo	8	2/27	Davidson	Will Papciak	3	5th	0	2-1	12-0	17-0
24	Devin Obee ^	9	3/1	Akron	Jared Schaeffer	0	4th	1	3-1	2-0	6-0
25	Macon Winslow ^	9	3/1	Akron	Jared Schaeffer	0	4th	1	1-0	3-0	6-0
26	Zac Morris	9	3/1	Akron	Jared Schaeffer	1	4th	2	1-1	5-0	6-0
27	Devin Obee *	10	3/2	Akron	Sean Perkins	0	9th	0	0-1	3-4	3-4
28	Zac Morris ^	11	3/3	Akron	Jack Kelley	1	5th	1	2-1	3-0	7-2
29	Ben Miller ^	11	3/3	Akron	Anthony Fett	0	5th	1	1-0	4-0	7-2
30	Macon Winslow	12	3/5	Appalachian State	Tyler Tuthill	2	1st	1	3-0	6-0	28-2
31	Devin Obee *	12	3/5	Appalachian State	Trey Tujetsch	0	5th	0	3-1	7-2	28-2
32	Ben Miller	12	3/5	Appalachian State	Cy Smith	2	5th	0	0-0	12-2	28-2
33	Ben Miller	12	3/5	Appalachian State	Ryan Sleeper	3	5th	1	1-2	20-2	28-2
34	Chase Krewson	12	3/5	Appalachian State	Luke Coll	2	7th	1	0-0	25-2	28-2
35	Andrew Yu *	12	3/5	Appalachian State	Everette Harris	0	8th	0	1-1	28-2	28-2

\* - indicates leadoff home run / ^ - indicates back-to-back home run / ! - indicates walk-off home run / + - indicates pinch-hit home run / # - indicates inside the park home run

# 2024 DUKE ROSTER

## NUMERICAL

NO.	NAME	POS.	B/T	HT./WT.	YR.	HOMETOWN/PREVIOUS SCHOOL
1	Jimmy Romano	RHP/INF	R/R	6-1 / 200	Jr.	Roseland, N.J. (Saint Joseph Regional)
2	Andrew Healy	LHP	L/L	6-6 / 200	So.	Glen Mills, Pa. (William Penn Charter)
3	Andrew Yu	C	R/R	6-0 / 220	Jr.	Nashville, Tenn. (Ensworth)
4	Gabriel Nard	RHP/INF	R/R	5-11 / 190	So.	Shaker Heights, Ohio (St. Ignatius)
5	Alex Stone	C	R/R	6-5 / 235	Sr.	Andover, N.J. (Newton)
6	Macon Winslow	C	R/R	6-0 / 200	Fr.	Hertford, N.C. (Pro5 Baseball Academy)
7	Wallace Clark	INF	S/R	6-0 / 180	Jr.	Tulsa, Okla. (Oklahoma)
8	Josh Allen	LHP/OF	L/L	6-1 / 200	Sr.	Oviedo, Fla. (Oviedo)
9	Owen Proksch	LHP	L/L	6-3 / 225	So.	Southlake, Texas (Carroll Senior)
10	Aidan Weaver	RHP	R/R	6-5 / 230	So.	Jamison, Pa. (Central Bucks-East)
11	Edward Hart	LHP	L/L	6-5 / 235	So.	San Antonio, Texas (Alamo Heights)
12	Jonathan Santucci	OF/LHP	L/L	6-2 / 205	Jr.	Leominster, Mass. (Phillips Academy)
13	Devin Obee	OF	R/R	6-2 / 215	Jr.	Nashville, Tenn. (Ensworth)
15	Kyle Johnson	OF/LHP	R/L	6-1 / 205	Fr.	Leesburg, Va. (Riverside)
16	Jackson Emus	RHP/IB	S/R	6-5 / 240	Gr.	Clinton, Mass. (Princeton)
17	James Tallon	LHP	L/L	6-5 / 195	So.	Arlington, Va. (Yorktown)
18	Sam Harris	1B/OF	L/L	6-5 / 220	Fr.	Urbandale, Iowa (Urbandale)
19	Tim Noone	LHP	R/L	6-0 / 190	Gr.	Needham, Mass (Babson College)
20	Nick Conte	RHP	R/R	5-10 / 200	Sr.	North Providence, R.I. (North Providence)
21	Mike Miller	RHP/IB	L/R	6-4 / 220	Fr.	Mendota, Minn. (St. Thomas Academy)
22	Zac Morris	INF	R/R	5-11 / 185	Gr.	Suffolk, Va. (VMI)
23	Logan Bravo	INF	R/R	6-5 / 215	Gr.	Andover, Mass (Harvard)
24	Chad Knight	C	R/R	6-0 / 210	Gr.	Westport, Conn. (Staples)
25	Chase Krewson	OF/LHP	L/L	6-2 / 205	Fr.	Bridgeville, Pa. (South Fayette TWP)
27	Ryan Higgins	RHP	R/R	6-2 / 210	Jr.	New Canaan, Pa. (St. Luke's)
29	AJ Gracia	OF/LHP	L/L	6-3 / 195	Fr.	Monroe, N.J. (Ranney)
30	Cam Poe	LHP/OF	L/L	6-3 / 215	Fr.	Chesterfield, Mo. (Christian Brothers College)
31	Fran Oschell III	RHP	R/R	6-7 / 230	Jr.	Phoenixville, Pa. (Malvern Prep)
32	Sam Yelton	OF	L/L	5-11 / 200	Jr.	Harrisburg, N.C. (Central Cabarrus)
33	Roman DiGiacomo	C	R/R	6-3 / 220	So.	Fairfield, Conn. (Fairfield Warde)
34	Ben Miller	1B	R/R	6-1 / 225	Gr.	Durham, N.C. (Penn)
35	David Boisvert	RHP	R/R	6-5 / 215	Jr.	Charlotte, N.C. (Cannon School)
36	Noah Murray	INF	R/R	5-10 / 170	Fr.	Crozet, Va. (The Miller School of Albemarle)
40	Tyler Albright	OF	R/L	6-0 / 200	So.	Greensboro, N.C. (Grimsley)
45	Jimmy Evans	OF	L/L	5-9 / 180	Gr.	Norwalk, Conn. (Tufts University)
47	Charlie Beilenson	RHP	R/R	6-0 / 215	Gr.	Los Angeles, Calif. (Brown University)
49	James Raidt	RHP/OF	R/R	6-3 / 180	Fr.	Stamford, Conn. (King & Low-Heywood Thomas)
50	Harrison Rodgers	INF	L/R	5-11 / 185	Gr.	San Diego, Calif. (Colorado Mesa)
51	Ben Weaver	OF	L/L	5-11 / 185	Gr.	Doylestown, Pa. (Wheaton College)

## COACHING AND SUPPORT STAFF

NO.	NAME	POS.	AT DUKE	ALMA MATER (YEAR)
14	Chris Pollard	Head Coach	12th Season	Davidson (1996)
41	Ty Blankmeyer	Assistant Coach / Recruiting	2nd Season	St. John's (2016)
39	Brady Kirkpatrick	Pitching Coach	2nd Season	Maryland (2014)
28	Eric Tyler	Hitting Coach	2nd Season	East Carolina (2017)
	Brian Sakowski	Director of Recruiting, Analytics, Player Development	1st Season	Central Michigan (2014)
	Danny Jung	Director of Baseball Operations	3rd Season	Notre Dame (2020)
	Aldo Plata	Associate Athletic Trainer	12th Season	UNCW (2003)
	Dan Perlmutter	Director of Sports Performance	17th Season	Springfield College (2003)

## ALPHABETICAL

NO.	NAME	PRONUNCIATION
40	Tyler Albright	
8	Josh Allen	
47	Charlie Beilenson	Bee-lin-son
35	David Boisvert	Boy-vay
23	Logan Bravo	
7	Wallace Clark	
20	Nick Conte	
33	Roman DiGiacomo	D-jock-ah-mo
16	Jackson Emus	EE-mus
45	Jimmy Evans	
29	AJ Gracia	Grass-EE-ah
18	Sam Harris	
11	Edward Hart	
2	Andrew Healy	
27	Ryan Higgins	
15	Kyle Johnson	
24	Chad Knight	
25	Chase Krewson	Crew-son
34	Ben Miller	
21	Mike Miller	
22	Zac Morris	
36	Noah Murray	
4	Gabriel Nard	
19	Tim Noone	Noon
13	Devin Obee	O-bee
31	Fran Oschell III	OH-shell
30	Camron Poe	Po
9	Owen Proksch	Prok-shh
49	James Raidt	Rate
50	Harrison Rodgers	
1	Jimmy Romano	
12	Jonathan Santucci	
5	Alex Stone	
17	James Tallon	
10	Aidan Weaver	
6	Macon Winslow	
32	Sam Yelton	
3	Andrew Yu	You

## BY STATE

NO.	STATE
5	Connecticut
5	North Carolina
5	Pennsylvania
4	Massachusetts
4	Virginia
3	New Jersey
2	California
2	Tennessee
2	Texas
1	Florida
1	Iowa
1	Minnesota
1	Missouri
1	Ohio
1	Oklahoma
1	Rhode Island



# DAILY BATTING LOGS

PLAYER	SEASON HIGH HIT STREAK	2/16	2/17	2/18	2/21	2/23	2/24	2/25	2/27	3/1	3/2	3/3	3/5	3/5
		vs. IU	vs. GM	@CCU	LU	NW	NW	NW	DAV	AKR	AKR	AKR	APP	GU
Albright	4G (2/16-2/21)	koo4	kokk1	1	o21	kok		okkw			kko	k	ow	PPD
Bravo	4G (2/16-2/21)	ko411	21e1e	o1okk	11oo	koo	hooo	koo12	oo24	wook	111o	wwo1	f111k	PPD
Clark	7G (2/16-2/25)	o2ho	4ook	bw2h	1hbo	1b1	wk4o	whw1h	kfo	kwk1	hhok	khoo	hohw	PPD
DiGiacomo									wk				k	PPD
Evans	1G (2/27)							o	1				w	PPD
Gracia	7G (2/21-3/2)	wkwwo	441o4	ooowk	okk1	2oo	f1oo	oo1ww	ww2k	1ooo	11oo	owkw	woowh	PPD
Harris			k					o					wo	PPD
Johnson	2G (2/24-2/27)	o2ko		1c1b		coo	3oko		ow2	kkko			k112	PPD
Knight			k				o	o	o				oo	PPD
Krewson	1G (3/5)		4					o	ww				4o	PPD
B. Miller	12G (2/16-3/5)	keoo1	1koo4w	142kk	h2oo	41ok	1oh2	h1ook	4wo1	122c	o2oo	o14w	1o144	PPD
Morris	7G (2/24-3/5)	ook2k	o4oo4	4ooko	k11o	kokb	1o1wo	ooclw	w4hwh	ko4w	1oco	ow4wo	wko1w	PPD
Murray			w					o					o2	PPD
Obee	9G (2/21-3/5)	oo1o	4ow4e	oeko	ok1o	1ok	1koh	1ww21	w11	141k	kko4	ok1f	214h2	PPD
Rodgers	2G (2/27-3/5)		kk					o	1				13	PPD
Stone	4G (2/24-3/1)	oo4fo	h14o	o2ohk	ohoo	ooko	1oof	11o4	1kww	oo1o	okoo	ookc	woole	PPD
B. Weaver			1		o			o	kw				ko	PPD
Winslow	4G (2/24-3/1)		wloh1e	o12	kook		f21o	14wo	o2o	o4ko	koko	ok2	4k2f	PPD
Yelton			k						k					PPD
Yu	2G (3/3-3/5)		21				w	he	o2		o	oof1	14	PPD

**Key:** 1-Single, 2-Double, 3-Triple, 4-Home Run, o-Out, k-Strikeout, w-Walk, h-HBP, e-Reached on error, b-SacBunt, c-Reached on fielder's choice, f-SacFly, d-double play; **Note:** Read left-to-right for first-to-last AB. Shaded tiles represent games recording at least one hit.

LAST HR BY DUKE					LAST HR BY OPPONENT				
MJ Metz vs. Campbell (April 4, 2023)					Pinch Hit				
Ben Miller vs. Appalachian State (March 5, 2024)					Grand Slam				
Ben Miller vs. Appalachian State (March 5, 2024)					2-HR Game				
AJ Gracia vs. George Mason (February 17, 2024)					3-HR Game				
Devin Obee and Macon Winslow vs. Akron (March 1, 2024)					B2B HR				
Devin Obee and Ben Miller (2) vs. Appalachian State (March 5, 2024 - 5th)					3+ HR, 1 Inning				
Zac Morris at Coastal Carolina (February 17, 2024)					Leadoff Game				
Devin Obee vs. George Mason (February 17, 2024)					Inside-the-Park				
Alex Mooney vs. Louisville (April 21, 2021)					Walk-off HR				
Ryan Cole at Notre Dame (March 19, 2021)									

LAST TIME BY DUKE					LAST TIME BY OPPONENT				
February 23, 2024 - Northwestern; W, 2-0					Pitched a SHO				
February 21, 2020 - Cornell; W, 8-0					Pitched a No-Hitter				
March 7, 2023 - Appalachian State; W, 5-0					Pitched a One-Hitter				
February 23, 2024 - Northwestern (16)					Tossed 16+ Strikeouts				
April 6, 2021 - NC Central (18)					Tossed 18+ Strikeouts				
June 5, 2023 - Coastal Carolina (12)					Scored 10+ Runs				
February 27, 2024 - Davidson (17)					Scored 15+ Runs				
February 25, 2024 - Northwestern (20)					Scored 20+ Runs				
March 5, 2024 - Appalachian State (28)					Scored 25+ Runs				
March 5, 2024 - Appalachian State (6 - 1st inning)					Scored 6+ Runs in Inning				
February 17, 2024 - George Mason (7 - 7th inning)					Scored 7+ Runs in Inning				
February 25, 2024 - Northwestern (8 - 5th inning)					Scored 8+ Runs in Inning				
May 7, 2023 - Longwood (9 - 8th inning)					Scored 9+ Runs in Inning				
March 5, 2024 - Appalachian State (16 - 5th inning)					Scored 10+ Runs in Inning				
February 17, 2024 - George Mason (6 - 1st inning)					Recorded 6+ Hits in Inning				
February 17, 2024 - George Mason (7 - 7th inning)					Recorded 7+ Hits in Inning				
May 18, 2021 - Davidson (8 - 5th inning)					Recorded 8+ Hits in Inning				
March 5, 2024 - Appalachian State (10 - 5th inning)					Recorded 9+ Hits in Inning				
February 16-18, 2024 - Baseball at the Beach Tournament (45)					Recorded 40+ Hits in 3G Series				
February 24-26, 2023 - Baylor (47)					Recorded 45+ Hits in 3G Series				
April 21, 2023 - Louisville (4)					Hit 4+ HR in Game				
March 5, 2024 - Appalachian State (6)					Hit 5+ HR in Game				
February 17, 2024 - George Mason (11)					Hit 6+ HR in Game				
March 18-19, 2023 - Clemson (10)					Hit 8+ HR in 3G Series				
March 18-19, 2023 - Clemson (10)					Hit 10+ HR in 3G Series				
February 16-18 - Baseball at the Beach Tournament (16)					Hit 11+ HR in 3G Series				
June 2, 2023 - UNCW (6)					Stole 6 Bases in Game				
March 1, 2022 - East Carolina					Made 4+ Errors in Game				
April 3, 2021 - Miami					Made 5+ Errors in Game				
February 28, 2023 - East Carolina					Turned 3+ Double Plays				
April 14, 2018 - Florida State					Turned 4+ Double Plays				

RECORD BY POSITION									RECORD BY BATTING ORDER									
C	1B	2B	3B	SS	LF	RF	CF	DH		1st	2nd	3rd	4th	5th	6th	7th	8th	9th
0-0	0-0	0-0	0-0	0-0	5-1	0-0	0-0	0-0	ALBRIGHT	0-0	0-0	0-0	0-0	0-0	0-0	3-0	2-1	0-0
0-0	11-1	0-0	0-0	0-0	0-0	0-0	0-0	0-0	BRAVO	0-0	0-0	0-0	11-1	0-0	0-0	0-0	0-0	0-0
0-0	0-0	0-0	0-0	11-1	0-0	0-0	0-0	0-0	CLARK	0-0	0-0	0-0	0-0	0-0	0-0	0-0	0-0	11-1
0-0	0-0	0-0	0-0	0-0	0-0	0-0	0-0	0-0	DIGIACOMO	0-0	0-0	0-0	0-0	0-0	0-0	0-0	0-0	0-0
0-0	0-0	0-0	0-0	0-0	0-0	0-0	0-0	0-0	EVANS	0-0	0-0	0-0	0-0	0-0	0-0	0-0	0-0	0-0
0-0	0-0	0-0	0-0	0-0	1-0	9-1	0-0	1-0	GRACIA	0-0	0-0	0-0	0-0	11-1	0-0	0-0	0-0	0-0
0-0	0-0	0-0	0-0	0-0	0-0	0-0	0-0	0-0	HARRIS	0-0	0-0	0-0	0-0	0-0	0-0	0-0	0-0	0-0
0-0	0-0	0-0	0-0	0-0	2-0	2-0	0-0	3-0	JOHNSON	0-0	0-0	0-0	0-0	0-0	0-0	0-0	7-0	0-0
0-0	0-0	0-0	0-0	0-0	0-0	0-0	0-0	0-0	KNIGHT	0-0	0-0	0-0	0-0	0-0	0-0	0-0	0-0	0-0
0-0	0-0	0-0	0-0	0-0	0-0	0-0	0-0	0-0	KREWSON	0-0	0-0	0-0	0-0	0-0	0-0	0-0	0-0	0-0
0-0	0-0	0-0	11-1	0-0	0-0	0-0	0-0	0-0	B. MILLER	0-0	11-1	0-0	0-0	0-0	0-0	0-0	0-0	0-0
0-0	0-0	11-1	0-0	0-0	0-0	0-0	0-0	0-0	MORRIS	11-1	0-0	0-0	0-0	0-0	0-0	0-0	0-0	0-0
0-0	0-0	0-0	0-0	0-0	0-0	0-0	0-0	0-0	MURRAY	0-0	0-0	0-0	0-0	0-0	0-0	0-0	0-0	0-0
0-0	0-0	0-0	0-0	0-0	0-0	0-0	11-1	0-0	OBEE	0-0	0-0	0-0	0-0	0-0	11-1	0-0	0-0	0-0
0-0	0-0	0-0	0-0	0-0	0-0	0-0	0-0	0-0	POE	0-0	0-0	0-0	0-0	0-0	0-0	0-0	0-0	0-0
0-0	0-0	0-0	0-0	0-0	0-0	0-0	0-0	0-0	RAIDT	0-0	0-0	0-0	0-0	0-0	0-0	0-0	0-0	0-0
0-0	0-0	0-0	0-0	0-0	0-0	0-0	0-0	0-0	RODGERS	0-0	0-0	0-0	0-0	0-0	0-0	0-0	0-0	0-0
8-0	0-0	0-0	0-0	0-0	0-0	0-0	0-0	3-1	STONE	0-0	0-0	11-1	0-0	0-0	0-0	0-0	0-0	0-0
0-0	0-0	0-0	0-0	0-0	0-0	0-0	0-0	0-0	B. WEAVER	0-0	0-0	0-0	0-0	0-0	0-0	0-0	0-0	0-0
3-1	0-0	0-0	0-0	0-0	3-0	0-0	0-0	3-0	WINSLOW	0-0	0-0	0-0	0-0	0-0	0-0	8-1	1-0	0-0
0-0	0-0	0-0	0-0	0-0	0-0	0-0	0-0	0-0	YELTON	0-0	0-0	0-0	0-0	0-0	0-0	0-0	0-0	0-0
0-0	0-0	0-0	0-0	0-0	0-0	0-0	0-0	1-0	YU	0-0	0-0	0-0	0-0	0-0	0-0	0-0	1-0	0-0





# GAME-BY-GAME STARTERS BY POSITION

Opponent	C	1B	2B	3B	SS	LF	CF	RF	DH	P
Feb. 16 - Indiana	Stone	Bravo	Morris	B. Miller	Clark	Albright	Obee	Johnson	Gracia	Santucci
Feb. 17 - George Mason	Winslow	Bravo	Morris	B. Miller	Clark	Albright	Obee	Gracia	Stone	Healy
Feb. 18 - Coastal Carolina	Stone	Bravo	Morris	B. Miller	Clark	Winslow	Obee	Gracia	Johnson	A. Weaver
Feb. 21 - Liberty	Stone	Bravo	Morris	B. Miller	Clark	Albright	Obee	Gracia	Winslow	Noone
Feb. 23 - Northwestern	Stone	Bravo	Morris	B. Miller	Clark	Albright	Obee	Gracia	Johnson	Santucci
Feb. 24 - Northwestern	Winslow	Bravo	Morris	B. Miller	Clark	Gracia	Obee	Johnson	Stone	Healy
Feb. 25 - Northwestern	Stone	Bravo	Morris	B. Miller	Clark	Albright	Obee	Gracia	Winslow	A. Weaver
Feb. 27 - Davidson	Winslow	Bravo	Morris	B. Miller	Clark	Johnson	Obee	Gracia	Stone	Noone
Mar. 1 - Akron	Stone	Bravo	Morris	B. Miller	Clark	Johnson	Obee	Gracia	Winslow	Santucci
Mar. 2 - Akron	Winslow	Bravo	Morris	B. Miller	Clark	Albright	Obee	Gracia	Stone	Healy
Mar. 3 - Akron	Stone	Bravo	Morris	B. Miller	Clark	Winslow	Obee	Gracia	Yu	Johnson
Mar. 5 - Appalachian State	Stone	Bravo	Morris	B. Miller	Clark	Winslow	Obee	Gracia	Johnson	Noone
Mar. 6 - Georgetown	- Postponed -									
Mar. 8 - Wake Forest										
Mar. 9 - Wake Forest										
Mar. 10 - Wake Forest										
Mar. 12 - Rider										
Mar. 13 - Rider										
Mar. 15 - Clemson										
Mar. 16 - Clemson										
Mar. 17 - Clemson										
Mar. 19 - Towson										
Mar. 22 - NC State										
Mar. 23 - NC State										
Mar. 24 - NC State										
Mar. 26 - Campbell										
Mar. 29 - Virginia										
Mar. 30 - Virginia										
Mar. 31 - Virginia										
Apr. 2 - Liberty										
Apr. 5 - Miami										
Apr. 6 - Miami										
Apr. 7 - Miami										
Apr. 9 - William & Mary										
Apr. 12 - Pitt										
Apr. 13 - Pitt										
Apr. 14 - Pitt										
Apr. 16 - Gardner-Webb										
Apr. 19 - Virginia Tech										
Apr. 20 - Virginia Tech										
Apr. 21 - Virginia Tech										
Apr. 23 - Campbell										
Apr. 26 - Florida State										
Apr. 27 - Florida State										
Apr. 28 - Florida State										
May 5 - Longwood										
May 5 - Longwood										
May 7 - East Carolina										
May 10 - Georgia Tech										
May 11 - Georgia Tech										
May 12 - Georgia Tech										
May 14 - College of Charleston										
May 16 - North Carolina										
May 17 - North Carolina										
May 18 - North Carolina										

# GAME-BY-GAME STARTERS BY BATTING ORDER

Opponent	1	2	3	4	5	6	7	8	9
Feb. 16 - Indiana	Morris	B. Miller	Stone	Bravo	Gracia	Obee	Albright	Johnson	Clark
Feb. 17 - George Mason	Morris	B. Miller	Stone	Bravo	Gracia	Obee	Albright	Winslow	Clark
Feb. 18 - Coastal Carolina	Morris	B. Miller	Stone	Bravo	Gracia	Obee	Winslow	Johnson	Clark
Feb. 21 - Liberty	Morris	B. Miller	Stone	Bravo	Gracia	Obee	Winslow	Albright	Clark
Feb. 23 - Northwestern	Morris	B. Miller	Stone	Bravo	Gracia	Obee	Albright	Johnson	Clark
Feb. 24 - Northwestern	Morris	B. Miller	Stone	Bravo	Gracia	Obee	Winslow	Johnson	Clark
Feb. 25 - Northwestern	Morris	B. Miller	Stone	Bravo	Gracia	Obee	Winslow	Albright	Clark
Feb. 27 - Davidson	Morris	B. Miller	Stone	Bravo	Gracia	Obee	Winslow	Johnson	Clark
Mar. 1 - Akron	Morris	B. Miller	Stone	Bravo	Gracia	Obee	Winslow	Johnson	Clark
Mar. 2 - Akron	Morris	B. Miller	Stone	Bravo	Gracia	Obee	Winslow	Albright	Clark
Mar. 3 - Akron	Morris	B. Miller	Stone	Bravo	Gracia	Obee	Winslow	Yu	Clark
Mar. 5 - Appalachian State	Morris	B. Miller	Stone	Bravo	Gracia	Obee	Winslow	Johnson	Clark
Mar. 6 - Georgetown	- Postponed -								
Mar. 8 - Wake Forest									
Mar. 9 - Wake Forest									
Mar. 10 - Wake Forest									
Mar. 12 - Rider									
Mar. 13 - Rider									
Mar. 15 - Clemson									
Mar. 16 - Clemson									
Mar. 17 - Clemson									
Mar. 19 - Towson									
Mar. 22 - NC State									
Mar. 23 - NC State									
Mar. 24 - NC State									
Mar. 26 - Campbell									
Mar. 29 - Virginia									
Mar. 30 - Virginia									
Mar. 31 - Virginia									
Apr. 2 - Liberty									
Apr. 5 - Miami									
Apr. 6 - Miami									
Apr. 7 - Miami									
Apr. 9 - William & Mary									
Apr. 12 - Pittsburgh									
Apr. 13 - Pittsburgh									
Apr. 14 - Pittsburgh									
Apr. 16 - Gardner-Webb									
Apr. 19 - Virginia Tech									
Apr. 20 - Virginia Tech									
Apr. 21 - Virginia Tech									
Apr. 23 - Campbell									
Apr. 26 - Florida State									
Apr. 27 - Florida State									
Apr. 28 - Florida State									
May 5 - Longwood									
May 5 - Longwood									
May 7 - East Carolina									
May 10 - Georgia Tech									
May 11 - Georgia Tech									
May 12 - Georgia Tech									
May 14 - College of Charleston									
May 16 - North Carolina									
May 17 - North Carolina									
May 18 - North Carolina									



2024 DAY-BY-DAY RESULTS

DATE	OPP	W/L	SCORE	WP	LP	SV	REC.
2/16	vs. IU	W	6-3	Santucci (1-0)	Risedorph (0-1)	Beilenson (1)	1-0
2/17	vs. GMU	W	23-5	Johnson (1-0)	Eaton (0-1)	-	2-0
2/18	vs. CCU	W	5-3	A. Weaver (1-0)	Lynch (0-1)	Beilenson (2)	3-0
2/21	LU	W	4-2	Noone (1-0)	Moran (0-1)	Beilenson (3)	4-0
2/23	NU	W	2-0	Santucci (2-0)	Morr (1-1)	Beilenson (4)	5-0
2/24	NU	W	8-2	Healy (1-0)	McClure (0-2)	-	6-0
2/25	NU	W	20-9	Johnson (2-0)	Shearer (0-1)	-	7-0
2/27	DAV	W	17-0 (7)	Noone (2-0)	Champey (0-1)	-	8-0
3/1	AKR	W	6-0	Santucci (3-0)	Schaeffer (0-2)	-	9-0
3/2	AKR	L	3-4	Perkins (1-0)	Weaver (0-1)	-	9-1
3/3	AKR	W	7-2	Johnson (3-0)	Atkins (0-2)	Beilenson (5)	10-1
3/5	APP	W	28-2	Noone (3-0)	Boyd (0-1)	-	11-1
3/6	GU			- Postponed -			
3/8	@WF						
3/9	@WF						
3/10	@WF						
3/12	RID						
3/13	RID						
3/15	CLEM						
3/16	CLEM						
3/17	CLEM						
3/19	TOW						
3/22	@NCSU						
3/23	@NCSU						
3/24	@NCSU						
3/26	CAM						
3/29	UVA						
3/30	UVA						
3/31	UVA						
4/2	@LU						
4/5	UM						
4/6	UM						
4/7	UM						
4/9	W&M						
4/12	@PITT						
4/13	@PITT						
4/14	@PITT						
4/16	GWU						
4/19	@VT						
4/20	@VT						
4/21	@VT						
4/23	@CAM						
4/26	FSU						
4/27	FSU						
4/28	FSU						
5/5	LONG						
5/5	LONG						
5/7	@ECU						
5/10	@GT						
5/11	@GT						
5/12	@GT						
5/14	CofC						
5/16	UNC						
5/17	UNC						
5/18	UNC						

STATS BY MONTH

<b>FEBRUARY TOTALS:</b> 8-0	<b>TEAM ERA:</b> 2.44	<b>TEAM BATTING:</b> .358
<b>MARCH TOTALS:</b> 3-1	<b>TEAM ERA:</b> 2.00	<b>TEAM BATTING:</b> .360
<b>APRIL TOTALS:</b> 0-0	<b>TEAM ERA:</b> 0.00	<b>TEAM BATTING:</b> .000
<b>MAY TOTALS:</b> 0-0	<b>TEAM ERA:</b> 0.00	<b>TEAM BATTING:</b> .000
<b>JUNE TOTALS:</b> 0-0	<b>TEAM ERA:</b> 0.00	<b>TEAM BATTING:</b> .000
<b>FIRST HALF TOTALS:</b> 11-1	<b>TEAM ERA:</b> 2.29	<b>TEAM BATTING:</b> .359
<b>SECOND HALF TOTALS:</b> 0-0	<b>TEAM ERA:</b> 0.00	<b>TEAM BATTING:</b> .000
<b>OVERALL TOTALS:</b> 11-1	<b>TEAM ERA:</b> 2.29	<b>TEAM BATTING:</b> .359

RECORD BY MONTH

Month	Home	Road	Total
February	5-0	3-0	8-0
March	3-1	0-0	3-1
April	0-0	0-0	0-0
May	0-0	0-0	0-0
June	0-0	0-0	0-0
<b>Totals</b>	<b>8-1</b>	<b>3-0</b>	<b>11-1</b>

RECORD BY DAY

Month	Home	Road	Total
Sunday	2-0	1-0	3-0
Monday	0-0	0-0	0-0
Tuesday	2-0	0-0	2-0
Wednesday	1-0	0-0	1-0
Thursday	0-0	0-0	0-0
Friday	2-0	1-0	3-0
Saturday	1-1	1-0	2-1
<b>Totals</b>	<b>8-1</b>	<b>3-0</b>	<b>11-1</b>

MARGIN OF VICTORY

	1	2	3	4	5	6	7	8	9	10	11	12+	Total
Duke	0	3	1	0	1	2	0	0	0	0	1	3	98
Opponents	1	0	0	0	0	0	0	0	0	0	0	0	1

SCORING BY INNING

	1	2	3	4	5	6	7	8	9	10	11	12+	Total
Duke	23	10	15	10	32	18	16	4	1	0	0	0	129
Opponents	5	2	2	2	2	7	4	0	8	0	0	0	32

# RADIO / TV ROSTER



**1**  
**JIMMY ROMANO**  
Jr. • RHP/INF • R/R



**2**  
**ANDREW HEALY**  
So. • LHP • L/L



**3**  
**ANDREW YU**  
Jr. • C • R/R



**4**  
**GABRIEL NARD**  
So. • RHP • R/R



**5**  
**ALEX STONE**  
Sr. • C • R/R



**6**  
**MACON WINSLOW**  
Fr. • C • R/R



**7**  
**WALLACE CLARK**  
Jr. • INF • S/R




**8**  
**JOSH ALLEN**  
Sr. • LHP/OF • L/L




**9**  
**OWEN PROKSCH**  
So. • LHP • L/L



**10**  
**AIDAN WEAVER**  
So. • RHP • R/R



**11**  
**EDWARD HART**  
So. • LHP • L/L



**12**  
**JONATHAN SANTUCCI**  
Jr. • OF/LHP • L/L



**13**  
**DEVIN OBREE**  
Jr. • OF • R/R



**15**  
**KYLE JOHNSON**  
Fr. • OF/LHP • R/L



**16**  
**JACKSON EMUS**  
Gr. • RHP • S/R



**17**  
**JAMES TALLON**  
So. • LHP • L/L



**18**  
**SAM HARRIS**  
Fr. • 1B/OF • L/L



**19**  
**TIM NOONE**  
Gr. • LHP • R/L



**20**  
**NICK CONTE**  
Sr. • RHP • R/R



**21**  
**MIKE MILLER**  
Fr. • RHP/1B • L/R




**22**  
**ZAC MORRIS**  
R-Sr. • INF • R/R




**23**  
**LOGAN BRAVO**  
Gr. • INF • R/R



**24**  
**CHAD KNIGHT**  
Gr. • C • R/R



**25**  
**CHASE KREWSON**  
Fr. • OF/LHP • L/L



**27**  
**RYAN HIGGINS**  
Jr. • RHP • R/R




**29**  
**AJ GRACIA**  
Fr. • OF/LHP • L/L



**30**  
**CAMRON POE**  
Fr. • LHP/OF • L/L




**31**  
**FRAN OSHELL III**  
Jr. • RHP • R/R



**32**  
**SAM YELTON**  
Jr. • OF • L/L



**33**  
**ROMAN DIGIACOMO**  
So. • C • R/R



**34**  
**BEN MILLER**  
Gr. • 1B • R/R




**35**  
**DAVID BOISVERT**  
Jr. • RHP • R/R



**36**  
**NOAH MURRAY**  
Fr. • INF • R/R




**40**  
**TYLER ALBRIGHT**  
So. • OF • L/L




**45**  
**JIMMY EVANS**  
Gr. • OF • L/L




**47**  
**CHARLIE BEILENSEN**  
Gr. • RHP • R/R



**49**  
**JAMES RAIDT**  
Fr. • RHP/OF • R/R



**50**  
**HARRISON RODGERS**  
Gr. • INF • L/R



**51**  
**BEN WEAVER**  
Gr. • OF • L/L

