

DUKE



2024-2025


DUKE WOMEN'S BASKETBALL

For all the heart and heritage,
storied rivalries and breakout
stars. For all the culture,
competition and unrivaled
coverage year-around.

It's more than the game.
Come for it all.



COME FOR IT ALL



PREVIEW

Quick Facts	2
Roster Breakdown & Information	3
TV & Radio Chart	4
Media Information	5

PLAYERS

Vanessa de Jesus	7-8
Ashlon Jackson	9-10
Jadyon Donovan	11
Oluchi Okananwa	12
Louann Battiston	13
Delaney Thomas	14
Jordan Wood	15
Emma Koabel	16-17
Taina Mair	18-19
Reigan Richardson	20-21
Riley Nelson	22
Arianna Roberson	23
Toby Fournier	23
Jenessa Cotton	24
Ella Moore	24
Olivia Martin	25

COACHES & STAFF

Head Coach Kara Lawson	27-28
Tia Jackson	29
Kyra Elzy	30
Karen Lange	31
Karen Middleton	32
Pierre Miller	33
Support Staff	34-35

2023-24 YEAR IN REVIEW

2023-24 Season Highlights	37
2023-24 Results	38
2023-24 Overall Stats	39
ACC Stats	39
Superlatives & Miscellaneous Stats	40
Box Scores	41-49

HISTORY & TRADITION

Honors & Awards	51-56
All-Time Letterwinners	57
All-Time Jersey Numbers	58-59
Retired Jerseys	60-61
Duke in the WNBA	62-63
International Competition	64-65
Poll History	66-67
Duke vs. Ranked Opponents	68-69
Postseason History	70-74
In Season Tournament/MTE Results	75-76
100-Point Games	76
Year-by-Year Coaching Staffs	77

RECORD BOOK

Single Game Records	79-91
Season Records	92-99
Career Records	100-102
Cameron Indoor Stadium Records	103-104
NCAA Tournament Records	105-107
Miscellaneous Records	108
1,000-Point Club	109-113
Year-by-Year Leaders	114-115
All-Time Player Career Stats	116-118
Year-by-Year Stats Comparison	119-120
Year-by-Year Coaching Records	121
All-Time Results	122-131
All-Time Series History & Results	132-143
Duke vs. the Conferences	144



DUKE BASKETBALL MEDIA GUIDE CREDITS

The 2024-25 Duke Women's Basketball Media Guide was produced by the Duke Athletics Communications office.

EDITORS

Jalen Manning, Meredith Rieder, Jean Brooks, Colleen Gunning, Travis Swafford

PHOTOGRAPHY

Duke Athletics Photography (Reagan Lunn, Nat LeDonne), WNBA Teams (via Getty Images), Duke University Communications

COVER DESIGN

Selena Castillo

PRINTING



QUICK FACTS

GENERAL INFORMATION

Location	Durham, N.C.
Founded	1838 as Trinity College
Enrollment (undergraduate)	6,789
Nickname	Blue Devils
School Colors	Duke Blue & White
Conference	Atlantic Coast (ACC)
President	Dr. Vincent Price
Alma Mater	Santa Clara '79
Vice President/Director of Athletics	Nina King
Alma Mater	Notre Dame '00
Athletic Phone	(919) 684-2120
Ticket Office Phone	(919) 681-BLUE

PROGRAM HISTORY

Seasons of Basketball	50th in 2024-25
First Season	1975-76
All-Time Record	1,008-455 (.689)
NCAA Tournament Appearances	26
Record	61-26 (.701)
Last (Round)	2024 (Sweet 16)
NCAA Final Four Appearances (last)	4 (2006)
National Finalists (2)	1999, 2006
WNIT Appearances (last)	1 (1986)
ACC Championships (last)	8 (2013)

TEAM INFORMATION

2023-24 Record	22-12
Home	14-3
Away	6-7
Neutral	2-2
ACC Record	11-7
Home	8-1
Away	3-6
Finish	7th
Tournament	ACC Tournament Quarterfinal
NCAA Tournament	Sweet 16
AP / USA Today Final Ranking	#17/21
Starters Returning/Lost	4 / 1
Letterwinners Returning/Lost	11 / 2
Newcomers for 2024-25	5
Freshmen	4
Transfers	1

COACHES AND SUPPORT STAFF

Head Coach	Kara Lawson (Tennessee '03)
Overall Record	68-33 (5th Season)
Duke Record	68-33 (5th Season)
Associate Head Coach	Tia Jackson (Iowa '95)
Assistant Coach	Kyra Elzy (Tennessee '01)
Assistant Coach	Karen Lange (Iowa '96)
Assistant Coach	Karen Middleton (South Carolina '91)
Assistant Coach/Dir. of Player Development	Pierre Miller (Presbyterian '12)
Executive Assistant to the Head Coach	Ali Hoesly
Director of Basketball Operations	Kate Senger
Director of External Affairs	Selena Castillo
Director of Recruiting	Kenny Wolfe
Creative Director	Kiaira Cooper
Creative Content Producer	Calvin Koo
Video Coordinator	Cody Stratton
Player Development and Video Assistant	Tanner Brown
Director of Sports Performance	Justin Roach
Assistant Director of Athletic Medicine	Catherine Lass
Sports Physical Therapist	Jordan Busse
Integrative Recovery & Performance Specialist	Amy Hendry

CAMERON INDOOR STADIUM

Year Opened	1940
Capacity	9,314
Record	532-143 (.788)
Undefeated Seasons (Last)	4 (2013)

ROSTER BREAKDOWN

RETURNERS (11)	POS.	HT.	YR.	2023-24 STATS
Reigan Richardson	G	5-11	Sr.	12.4 PPG / 2.5 RPG / 1.6 APG
Taina Mair	G	5-9	Jr.	9.8 PPG / 3.8 RPG / 3.6 RPG
Oluchi Okananwa	G	5-10	So.	9.7 PPG / 6.1 RPG / 1.5 APG
Ashlon Jackson	G	6-0	Jr.	9.2 PPG / 2.5 RPG / 2.6 APG
Jadyn Donovan	G/F	6-0	So.	6.3 PPG / 5.7 RPG / 1.7 APG
Delaney Thomas	F	6-3	So.	5.0 PPG / 3.5 RPG / 0.5 APG
Emma Koabel	G	5-11	Jr.	3.0 PPG / 1.1 RPG / 0.7 APG
Jordan Wood	F	6-4	So.	1.4 PPG / 1.1 RPG / 0.2 APG
Louann Battiston	G	5-5	So.	0.6 PPG / 0.2 RPG / 1.2 APG
Vanessa de Jesus	G	5-8	Gr.	---
Olivia Martin	G	5-6	Jr.	---

NEWCOMERS (5)	POS.	HT.	YR.	HOMETOWN
Jenessa Cotton	F	6-2	Fr.	Orange, Calif.
Toby Fournier	F	6-2	Fr.	Toronto, Ont., Canada
Ella Moore	G	5-7	Fr.	Poolesville, Md.
Riley Nelson	G	6-2	So.	Clarksburg, Md.
Arianna Roberson	C	6-4	Fr.	San Antonio, Texas

DUKE COMMUNICATIONS

Assistant Director of Communications (WBB)	Jalen Manning
Office Phone	(919) 668-7938
Cell Phone	(316) 371-0191
Email	jalen.manning@duke.edu
Athletics Website	www.GoDuke.com

SOCIAL MEDIA

Twitter	@DukeWBB
Instagram	@dukewbb
Facebook	Facebook.com/DukeWBB

RADIO INFORMATION

Radio Station	Blue Devil IMG Sports Network
Radio Contact Person	Ian Haynes
Address	P.O. Box 2982, Durham, N.C. 27715-2982
Phone	(919) 286-1498
Play-by-Play Announcer	Chris Edwards

DUKE ATHLETICS ADDRESS

SHIPPING ADDRESS	MAILING ADDRESS
Scott Family Athletics Performance Center	PO Box 90555
Room 364	Durham, NC 27708
110 Whitford Drive	
Durham, NC 27708	

2024-25 ROSTER INFORMATION & BREAKDOWN

NUMERICAL

NO.	NAME	POS.	HEIGHT	YEAR	HOMETOWN (PREVIOUS SCHOOL)
2	Vanessa de Jesus	G	5-8	Gr.	Valencia, Calif. (Sierra Canyon)
3	Ashlon Jackson	G	6-0	Jr.	China, Texas (Hardin-Jefferson)
4	Jadyn Donovan	G/F	6-0	So.	Upper Marlboro, Md. (Sidwell Friends)
5	Oluchi Okananwa	G	5-10	So.	Boston, Mass. (Worcester Academy)
7	Louann Battiston	G	5-5	So.	Montigny le Tilleil, Belgium (Liege Panthers)
11	Riley Nelson	G	6-2	So.	Clarksburg, Md. (Maryland)
12	Delaney Thomas	F	6-3	So.	Charles Town, W. Va. (St. John's College HS)
13	Jordan Wood	F	6-4	So.	Chicago, Ill. (Carmel Catholic)
15	Emma Koabel	G	5-11	Jr.	Port Colborne, Ont., Canada (Niagara Prep)
21	Arianna Roberson	C	6-4	Fr.	San Antonio, Texas (Clark HS)
22	Taina Mair	G	5-9	So.	Boston, Mass. (Boston College)
24	Reigan Richardson	G	5-11	Sr.	Charlotte, N.C. (Georgia)
35	Toby Fournier	F	6-2	Fr.	Toronto, Ont., Canada (Crestwood Prep)
42	Jenessa Cotton	F	6-2	Fr.	Orange, Calif. (Mater Dei)
45	Ella Moore	G	5-7	Fr.	Poolesville, Md. (Holton-Arms)
53	Olivia Martin	G	5-6	Jr.	Gaithersburg, Md. (Quince Orchard HS)

ALPHABETICAL

NO.	NAME	POS.	HEIGHT	YEAR	HOMETOWN (PREVIOUS SCHOOL)
7	Louann Battiston	G	5-5	So.	Montigny le Tilleil, Belgium (Liege Panthers)
42	Jenessa Cotton	F	6-2	Fr.	Orange, Calif. (Mater Dei)
2	Vanessa de Jesus	G	5-8	Gr.	Valencia, Calif. (Sierra Canyon)
4	Jadyn Donovan	G/F	6-0	So.	Upper Marlboro, Md. (Sidwell Friends)
35	Toby Fournier	F	6-2	Fr.	Toronto, Ont., Canada (Crestwood Prep)
3	Ashlon Jackson	G	6-0	Jr.	China, Texas (Hardin-Jefferson)
15	Emma Koabel	G	5-11	Jr.	Port Colborne, Ont., Canada (Niagara Prep)
22	Taina Mair	G	5-9	So.	Boston, Mass. (Boston College)
53	Olivia Martin	G	5-6	Jr.	Gaithersburg, Md. (Quince Orchard HS)
45	Ella Moore	G	5-7	Fr.	Poolesville, Md. (Holton-Arms)
11	Riley Nelson	G	6-2	So.	Clarksburg, Md. (Maryland)
24	Reigan Richardson	G	5-11	Sr.	Charlotte, N.C. (Georgia)
5	Oluchi Okananwa	G	5-10	So.	Boston, Mass. (Worcester Academy)
21	Arianna Roberson	C	6-4	Fr.	San Antonio, Texas (Clark HS)
12	Delaney Thomas	F	6-3	So.	Charles Town, W. Va. (St. John's College HS)
13	Jordan Wood	F	6-4	So.	Chicago, Ill. (Carmel Catholic)

COACHING STAFF

Head Coach	Kara Lawson (Tennessee '03)
at Duke	5th Season (2020-Present)
Associate Head Coach	Tia Jackson (Iowa '95)
at Duke	7th Season (2005-07, 2020-Present)
Assistant Coach	Kyra Elzy (Tennessee '01)
at Duke	1st Season (2024-Present)
Assistant Coach	Karen Lange (Iowa '96)
at Duke	3rd Season (2022-Present)
Assistant Coach	Karen Middleton (South Carolina '91)
at Duke	2nd Season (2023-Present)
Assistant Coach/Dir. of Player Development	Pierre Miller (Presbyterian '12)
at Duke	2nd Season (2023-Present)

ROSTER BREAKDOWN (BY HEIGHT)

6-4 (2)	Roberson, Wood
6-3 (1)	Thomas
6-2 (3)	Cotton, Fournier, Nelson
6-0 (2)	Donovan, Jackson
5-11 (2)	Koabel, Richardson
5-10 (1)	Okananwa
5-9 (1)	Mair
5-8 (1)	de Jesus
5-7 (1)	Moore
5-6 (1)	Martin
5-5 (1)	Battiston

PRONUNCIATION GUIDE

Louann BATTISTON	"Batty-stone"
JENESSA Cotton	"Je-nes-sa"
Vanessa DE JESUS	"day-HAY-ZEUS"
Toby FOURNIER	"FORN-yay"
Emma KOABEL	"Cable"
TAINA MAIR	"Tie-ee-na (like hyena) Mayor"
OLUCHI OKANANWA	"Uh-loo-chee Uh-KAHN-Uh-Wa"
ARIANNA ROBERSON	"ARE-REE-on-nuh Raw-ber-son"


ROSTER BREAKDOWN (BY STATE)

California (2)	Cotton (Orange), de Jesus (Valencia)
Illinois (1)	Wood (Chicago)
Maryland (4)	Donovan (Upper Marlboro), Martin (Gaithersburg), Moore (Poolesville), Nelson (Clarksburg)
Massachusetts (2)	Mair (Boston), Okananwa (Boston)
North Carolina (1)	Richardson (Charlotte)
Texas (2)	Jackson (China), Roberson (San Antonio)
West Virginia (1)	Thomas (Charles Town)
International (3)	Battiston (Montigny le Tilleil, Belgium), Fournier (Toronto, Ont., Canada), Koabel (Port Colborne, Ont., Canada)

ROSTER BREAKDOWN (BY STATE)

Graduate Student (1)	de Jesus
Senior (1)	Richardson
Junior (4)	Jackson, Koabel, Mair, Martin
Sophomore (6)	Battiston, Donovan, Nelson, Okananwa, Thomas, Wood
Freshman (4)	Cotton, Fournier, Moore, Roberson

TV & RADIO CHART



2
VANESSA DE JESUS
G • Gr. • 5-8
Valencia, Calif.



3
ASHLON JACKSON
G • Jr. • 6-0
China, Texas



4
JADYN DONOVAN
G/F • So. • 6-0
Upper Marlboro, Md.



5
OLUCHI OKANAWA
G • So. • 5-10
Boston, Mass.



7
LOUANNA BATTISTON
G • So. • 5-5
Montigny le Tilleil, Belgium



11
RILEY NELSON
G • So. • 6-2
Clarksburg, Md.



12
DELANEY THOMAS
F • So. • 6-3
Charles Town, W. Va.



13
JORDAN WOOD
F • So. • 6-4
Chicago, Ill.



15
EMMA KOABEL
G • Jr. • 5-11
Port Colborne, Ont., Canada



21
ARIANNA ROBERSON
C • Fr. • 6-4
San Antonio, Texas



22
TAINA MAIR
G • Jr. • 5-10
Boston, Mass.



24
REIGAN RICHARDSON
G • Sr. • 5-11
Charlotte, N.C.



35
TOBY FOURNIER
F • Fr. • 6-2
Toronto, Ont., Canada



42
JENESSA COTTON
F • Fr. • 6-2
Orange, Calif.



45
ELLA MOORE
G • Fr. • 5-7
Poolesville, Md.



53
OLIVIA MARTIN
G • Jr. • 5-6
Gaithersburg, Md.



KARA LAWSON
Head Coach
Fifth Season
Tennessee '03



TIA JACKSON
Associate Head Coach
Seventh Season
Iowa '95



KYRA ELZY
Assistant Coach
First Season
Tennessee '01



KAREN LANGE
Assistant Coach
Third Season
Iowa '96



KAREN MIDDLETON
Assistant Coach
Second Season
S. Carolina '91



PIERRE MILLER
Assistant Coach
Second Season
Presbyterian '12



GENERAL INFORMATION

MEDIA CREDENTIALS

Credentials are issued to working media members only. Credential requests for both season and single-game should be made by contacting Jalen Manning (jalen.manning@duke.edu) or filling out the application form at GoDuke.com/wbbcredentials. Season credentials will be granted to media outlets that cover Duke women's basketball on a regular basis. All other outlets will be granted credentials on a single-game, space-available basis at the discretion of the Duke Communications Office. Duke reserves the right to refuse any credential request deemed not to be in the best interest of the university.

NON-GAMEDAY INTERVIEWS

All interview requests for student athletes and members of the women's basketball coaching staff must be made through the Duke Communications Office via Jalen Manning, Assistant Director of Communications. Cell phone numbers for players and staff will not be given out. Media members may work with the communications staff to make arrangements for in-person or virtual interviews. Interviews on gamedays will **NOT** be permitted, outside of the regularly scheduled postgame media availability.

KARA LAWSON MEDIA AVAILABILITIES

Media availabilities with head coach Kara Lawson will be conducted throughout the season. All availabilities will be conducted via zoom and announced via email by Jalen Manning at least 24 hours in advance.

PRACTICE COVERAGE

Duke practices are closed to all outside parties. No media members will be permitted to attend.

POSTGAME INTERVIEWS

The Duke locker room is closed following all games. Coach Lawson and select players are available for interviews in the Bill Brill Media Room after each home game. Interview space in the media room is limited, so first priority will be given to writers and videographers who have questions for the coaches/players. In applicable cases, the visiting team head coach and select players will also be available in person. Media members should contact the opposing team's communications contact should they be interested in participating in their postgame press conference.

PRESS RELEASES & MEDIA DISTRIBUTION LIST

All Duke press releases, statistics, recaps and general information are available via the university's official athletic website (GoDuke.com/sports/womens-basketball). Please contact Jalen Manning to be added to the women's basketball media distribution list to receive all pertinent media-related communication about the team.

ACC COMMUNICATIONS

Brandon McGinnis - Director Communications
 Cell Phone - (803) 370-6996
 Email - bmcginnis@theacc.org

GAMEDAY INFORMATION

MEDIA PARKING

Media parking is free of charge and located in Science Drive Garage, located at the corner of Cameron Blvd and Science Drive (GPS Address: 3100 Cameron Blvd). The garage opens two hours prior to tipoff and is just a short walk from Cameron Indoor Stadium.

MEDIA WILL CALL

Media entrances are located on both the north (Krzyzewskiville/Morton Plaza) and south (Tribull Plaza) sides of Cameron Indoor Stadium. Media will call is located at the Duke Athletic Ticket Office on the north side of Scott Family Athletics Performance Center - across from the main entrance into the arena - and opens two (2) hours prior to tipoff. Anyone needing access to Cameron Indoor Stadium prior to this can call or text Jalen Manning.

BILL BRILL MEDIA ROOM

Named for 1952 Duke graduate and long-time sports editor of the Roanoke Times, the Bill Brill Media Room serves as the media/photographer work area and postgame press conference location. Only credentialed media and staff are permitted to access the room.

The room is equipped with high-speed wireless internet and power, with complimentary beverages and concessions vouchers for food available for media. The Wi-Fi network is GoDuke, and no password is needed.

MEDIA MATERIALS

Limited sets of printed flip cards and game notes will be provided to the media. Final box scores and full game books will also be printed and distributed to working media following each home game. All media materials will be posted on the team's Media Hub, which can be accessed via the 'More' tab on GoDuke.com/sports/womens-basketball. Audio and video from Coach Lawson's postgame press conferences will be posted on GoDuke as soon as possible.

STAT BROADCAST

Live stats for all home games are available online at duke.statbroadcast.com.

PHOTOGRAPHERS/VIDEOGRAPHERS

Designated photo and video spots are reserved and labeled for members of both the home and visiting teams, with spots for media outlets available on a first-come, first-serve basis from there. For select home contests, the Duke Communications staff will assign all photo spots along both baselines.

DUKE ON THE ROAD

Duke women's basketball media wishing to cover the Blue Devils on the road should contact the opposing team's communications contact directly and copy Jalen Manning on the email. Duke will not conduct any Zoom media availabilities after road games, but will accommodate in-person requests from local media or Duke media members who have traveled.

RADIO/TV BROADCAST INFORMATION

Radio and TV broadcast locations are located off the court in the crows nest, above sections 6 (TV) and 7 (radio).

A hard-wired internet connection is accessible to the visiting radio network. Verification of your network or the need for additional lines must be ordered directly from Director of Game Operations & Championships, Alli Slater (alli.slater@duke.edu). Space is guaranteed for only one broadcast crew from a visiting school. Student stations will generally not be permitted to broadcast due to space limitations. All requests for additional broadcast crews should be made through the visiting team's communications office.

DUKE COMMUNICATIONS

Assistant Director of Communications (WBB)Jalen Manning
 Office Phone(919) 668-7938
 Cell Phone(316) 371-0191
 Email jalen.manning@duke.edu
 Athletics Website www.GoDuke.com

A grayscale photograph of a women's basketball team on a court. The players are wearing dark long-sleeved jerseys with the Duke 'D' logo and Nike swoosh. They are standing in a line, some looking forward and others looking down. A blue banner with the word 'PLAYERS' in white is overlaid across the middle of the image.

PLAYERS



VANESSA DE JESUS

GRADUATE STUDENT || GUARD || 5-8 || VALENCIA, CALIF. || SIERRA CANYON

CAREER HONORS

- All-ACC Academic Team (2023)
- ACC Honor Roll (2021, 2022, 2023, 2024)

2023-24

- Did not play due to injury

2022-23

- Played in 32 games, making one start against Miami (Feb. 12)
- Averaged 5.0 points, 2.1 rebounds and 1.5 assists
- Matched a career-high 17 points at Richmond (Dec. 4) and set career bests in field goals (six) and three-point field goals (three) made
- Pulled down seven rebounds - a season best - versus Charleston Southern (Nov. 10)
- Scored 15 points and dished three assists against Virginia (Dec. 21)
- Added 11 points versus Clemson (Jan. 12)
- Chipped in 10 points against Virginia Tech (Jan. 26)
- Tallied nine points, four rebounds and a season-high four steals off the bench at Florida State (Jan. 29)
- Dropped a season-best five dimes in the Play4Kay game versus Miami (Feb. 12)

2021-22

- Started 13-of-30 games played, including the first 11 games of the season
- Averaged 4.2 points, 2.5 assists and 2.3 rebounds
- In the season opener, dished eight assists and had seven points
- Notched a season-high 11 points against Virginia, also adding four rebounds, four assists and two steals in 31 minutes
- Dished four or more assists on seven different occasions
- Had seven points and eight assists on the road at Clemson
- Featured a 1.4 assist to turnover ratio

2020-21

- Started all four games and averaged 12.0 points, 3.8 rebounds and 3.8 assists
- Became the 30th Duke freshman to start her first collegiate game, scoring 13 points versus Longwood (Nov. 25)
- Registered career-bests in points (17), assists (5) and rebounds (7) against Western Carolina (Nov.29)
- Had only three turnovers in her first 68 minutes (2 games) as a Blue Devil

CAREER HIGHS

Points	17 (2x) last at Richmond	12-4-22
Rebounds	10 at Charleston Southern	12-21-21
Assists	8 (2x) last at Clemson	2-20-22
Steals	4 at Florida State	1-29-22
Blocks	1 (4x) last vs. N.C. A&T	11-7-22
FG Made	6 (2x) last at Richmond	12-4-22
3FG Made	3 (2x) last at Richmond	12-4-22
FT Made	7 (2x) last vs. Virginia	12-21-22
Minutes	37 vs. Western Carolina	11-29-20

PRODUCTION	2023-24	Career
Double-figure points	--	8
Double-doubles	--	--
20-point games	--	--
3+ assists	--	20
2+ steals	--	11
3+ 3-point field goals	--	2
5+ rebounds	--	5
2+ blocks	--	--

PREP (SIERRA CANYON)

- 2020 MaxPreps All-American and California Gatorade Player of the Year finalist
- Daily News All-Area First Team, Gold Coast League MVP, All-CIF Open Division First Team, All-Gold Coast League, LA Times ASG Basketball Team selection
- Ranked No. 37 in the 2021 Class by espnW
- Helped lead Sierra Canyon to an 81-17 record while notching 1,225 points, 333 assists, 476 rebounds and 156 steals across final three seasons
- As a senior, averaged 15.0 points, 5.0 rebounds, 3.8 assists and 2.0 steals
- Tallied seven games with 20 or more points, including a season-high 32 points at Long Beach Poly
- A two-time Cal-Hi Sports All-State and three-time All-CIF Southern Section honoree
- As a junior, averaged 15.1 points, 6.1 rebounds, 3.7 assists and 1.8 steals
- Helped guide Sierra Canyon to a school-record 33-1 mark and the 2018-19 state championship
- California Southern Section Open Division Player of the Year, Cal-Hi Sports State Junior of the Year, MaxPreps All-America selection
- Earned Gold Coast League MVP and was a California Ms. Basketball finalist
- Selected to the USA Today All-USA California Girls Basketball Team
- Earned Mark Keppel Invitational All-Tournament, Tarkanian Classic All-Tournament and Los Angeles Times All-Star Team honors
- Collected a career-high 32 points at Winward to go along with four rebounds and one steal in her junior campaign

PHILIPPINES BASKETBALL

- Competed at the 2023 FIBA Women's Asia Cup, scoring 18.3 points during group play
- Averaged 12.8 points and 3.2 assists during the tournament
- Helped lead the Philippines to its first win in group play since 2015



MEET THE BLUE DEVILS

2022-23 GAME-BY-GAME

Opponent	FG	3FG	FT	O-D-T	PF	Pts	Ast	TO	Blk	Stl	Min
vs. North Carolina A&T	2-6	1-3	0-0	2-3-5	3	5	3	0	1	0	15
vs. Charleston Southern	2-5	0-0	0-0	1-6-7	1	4	2	0	0	0	15
vs. Texas A&M	1-3	0-2	2-2	2-0-2	1	4	1	0	0	0	18
at Toledo	1-3	0-0	0-0	0-4-4	1	2	0	3	0	0	15
vs. Connecticut	0-1	0-1	0-0	0-0-0	2	0	1	0	0	0	12
vs. Oregon State	1-2	0-1	0-0	0-3-3	1	2	1	2	0	0	16
vs. Northwestern	2-3	0-1	0-0	0-2-2	1	4	2	1	0	1	14
at Richmond	6-8	3-5	2-2	1-3-4	1	17	2	2	0	2	18
vs. Austin Peay	2-4	0-1	0-0	0-1-1	2	4	4	1	0	1	17
at Florida Gulf Coast	3-4	1-1	0-0	2-1-3	0	7	2	2	0	1	20
vs. Virginia*	3-5	2-2	7-7	2-1-3	2	15	3	2	0	0	21
at NC State*	0-2	0-1	0-0	0-1-1	0	0	2	3	0	1	11
vs. Louisville*	0-1	0-1	0-0	0-1-1	1	0	2	0	0	0	6
at Wake Forest*	0-2	0-1	0-0	2-1-3	0	0	3	2	0	0	16
vs. Clemson*	2-5	2-5	5-6	0-3-3	1	11	0	1	0	2	18
at Georgia Tech*	3-7	1-1	2-4	1-1-2	0	9	1	2	0	1	20
at North Carolina*	2-5	1-3	0-0	0-1-1	3	5	1	2	0	1	18
vs. Syracuse*	1-3	0-0	0-0	1-2-3	0	2	1	2	0	0	12
vs. Virginia Tech*	2-2	1-1	5-6	0-1-1	1	10	1	0	0	0	14
at Florida State*	3-5	1-1	2-2	3-1-4	1	9	3	2	0	4	24
vs. Pittsburgh*	2-6	1-4	0-0	0-1-1	3	5	3	1	0	2	23
at Notre Dame*	0-2	0-1	0-0	1-0-1	0	0	0	0	0	0	5
at Boston College*	2-5	0-1	0-0	0-1-1	2	4	3	2	0	2	22
vs. Miami*	0-1	0-0	0-0	0-3-3	0	0	5	1	0	0	15
at Virginia Tech*	3-8	0-1	2-2	0-3-3	1	8	1	1	0	3	17
at Virginia*	1-3	1-2	0-0	0-1-1	0	3	0	5	0	2	20
vs. NC State*	0-2	0-0	0-0	0-0-0	1	0	0	0	0	0	8
vs. North Carolina*	2-4	0-1	2-2	0-1-1	0	6	1	1	0	0	11
vs. North Carolina	1-4	0-0	0-0	0-1-1	0	2	0	1	0	1	8
vs. Virginia Tech	3-10	0-1	0-0	1-1-2	0	6	0	1	0	0	13
vs. Iona	3-5	0-1	2-2	0-1-1	0	8	1	0	0	2	20
vs. Colorado	3-5	1-3	2-2	0-0-0	2	9	0	1	0	1	18

2021-22 GAME-BY-GAME

Opponent	FG	3FG	FT	O-D-T	PF	Pts	Ast	TO	Blk	Stl	Min
vs. Winthrop	3-5	1-3	0-0	2-4-6	0	7	8	0	0	0	23
at Dayton	2-7	0-2	0-0	1-5-6	3	4	6	3	0	0	26
vs. UNC Wilmington	2-7	2-3	0-0	0-3-3	1	6	3	2	0	0	18
vs. Alabama	2-5	1-4	1-2	0-0-0	3	6	5	1	0	1	26
vs. Appalachian State	2-3	1-1	0-0	0-2-2	0	5	1	3	0	0	15
vs. Troy	1-3	0-1	0-0	0-0-0	3	2	3	1	1	0	14
vs. Iowa	3-5	1-2	0-0	0-2-2	1	7	1	1	0	1	19
at Penn	2-5	0-0	0-0	0-4-4	0	4	5	2	0	0	19
vs. South Carolina	0-4	0-2	0-0	0-0-0	0	0	1	2	0	0	20
at Charleston Southern	0-3	0-2	0-0	5-5-10	1	0	1	1	0	1	22
at Virginia Tech*	4-11	1-3	0-0	0-4-4	0	9	1	5	0	0	28
vs. Notre Dame*	0-0	0-0	0-0	0-0-0	0	0	1	2	0	0	3
at Syracuse*	0-1	0-0	0-0	0-1-1	3	1	0	1	0	0	15
vs. Virginia Tech*	1-5	0-2	0-0	0-1-1	0	2	2	3	0	1	25
at NC State*	2-7	1-3	0-0	1-1-2	2	5	1	0	0	0	24
at Miami*	2-5	0-2	0-0	1-3-4	1	4	5	3	0	3	27
vs. Virginia*	2-5	0-3	7-10	1-3-4	0	11	4	1	0	2	31
vs. North Carolina*	3-5	1-2	1-2	1-0-1	3	8	0	2	1	0	16
at Louisville*	2-3	1-1	0-2	0-1-1	2	5	0	1	0	0	21
vs. Georgia Tech*	1-2	0-0	0-0	1-1-2	1	2	2	1	0	0	26
at Pittsburgh*	2-5	0-1	2-2	1-1-2	1	6	1	0	0	0	19
vs. Wake Forest*	1-2	0-1	3-4	0-1-1	0	5	1	3	0	0	20
vs. Florida State	2-8	1-1	1-1	2-0-2	0	6	2	1	0	0	14
vs. NC State*	2-7	1-4	1-2	0-2-2	1	6	1	0	0	0	21
at Virginia*	2-6	1-3	0-0	1-1-2	1	5	1	2	0	0	18
at Clemson*	3-5	0-1	1-2	0-1-1	3	7	8	3	0	2	22
vs. Boston College*	0-0	0-0	0-0	1-1-2	1	0	1	3	0	1	9
at North Carolina*	1-1	0-0	0-0	0-2-2	0	2	0	1	0	1	25
vs. Pittsburgh	0-2	0-1	1-2	1-1-2	1	1	1	2	0	0	11
vs. Miami	0-1	0-0	0-0	0-1-1	4	0	1	0	0	0	10

2020-21 GAME-BY-GAME

Opponent	FG	3FG	FT	O-D-T	PF	Pts	Ast	TO	Blk	Stl	Min
vs. Longwood	5-9	1-2	2-4	0-3-3	1	13	4	2	1	0	31
vs. Western Carolina	6-7	3-4	2-2	2-5-7	1	17	5	1	0	0	37
vs. East Carolina	3-5	1-2	0-2	1-1-2	3	7	4	3	0	0	31
vs. Louisville*	4-12	1-4	2-2	1-2-3	1	11	2	2	0	0	35

DE JESUS CAREER STATS

SEASON	GP-GS	Min	Avg	FG	Pct	3FG	Pct	FT	Pct	Reb	Avg	PF-FO	Ast	Turn	Blk	Stl	Pts	Avg
2020-21	4-4	134	33.4	18-33	.545	6-12	.500	6-10	.600	15	3.8	6-0	15	8	1	0	48	12.0
2021-22	30-13	585	19.5	47-128	.367	13-48	.271	18-29	.621	70	2.3	37-0	70	49	2	14	125	4.2
2022-23	32-1	497	15.5	56-131	.427	16-46	.348	33-37	.892	68	2.1	31-0	49	41	1	27	161	5.0
Total	66-18	1216	18.4	121-292	.414	35-106	.330	57-76	.750	153	2.3	74-0	134	98	4	41	334	5.1





ASHLON JACKSON

JUNIOR || GUARD || 6-0 || CHINA, TEXAS || HARDIN-JEFFERSON

CAREER HONORS

- ACC Honor Roll (2023, 2024)

2023-24

- Played and started in 33 games for Duke
- Averaged 9.2 points, 2.5 rebounds and 2.6 assists per game
- One of five Blue Devils with double-digit threes, leading the squad with 55
- Ranked second on the team in assists and three-point percentage (.362) and fourth in scoring
- Scored in double figures 15 times and dished out three-plus assists on 14 occasions
- Erupted for a career-high 25 points against Coastal Carolina (Nov. 9)
- Also had a 22-point outing at Stanford (Nov. 19), knocking down a career-best six triples
- Tallied career-bests in rebounds (7) and assists (6) against NC State (March 8) and Richmond (Nov. 6), respectively.
- Matched career high in assists in the season finale with six dimes at North Carolina (March 3)

2022-23

- Saw action in all 33 games off the bench for the Blue Devils
- Scored eight points and tallied three assists in Duke debut against NC A&T (Nov. 7)
- Tallied double-figure points in back-to-back games, scoring 10 versus Northwestern (Dec. 1) then a career-high 12 at Richmond (Dec. 4)
- Chipped in nine points and three rebounds against Austin Peay (Dec. 8)
- Rejected a career-high three shots at Florida State (Jan. 29)
- Added eight points off the bench at Virginia Tech (Feb. 16)
- Matched season high of three assists in road games at Davidson (Nov. 12), Toledo (Nov. 20) and Wake Forest (Jan. 5)
- Recorded a pair of steals in games at NC State (Dec. 29), versus Louisville (Jan. 1) and at Boston College (Feb. 9)

PREP (HARDIN-JEFFERSON HS)

- 2022 McDonald's All-American
- 2022 Jordan Brand Classic participant
- Ranked as high as No. 9 overall in the class of 2022 before finishing with a final ranking of No. 16 in the class of 2022 by espnW
- Finished high school career with 2,683 points, 705 assists, 695 rebounds, 561 steals and 205 blocked shots
- Led Hardin-Jefferson to three straight state tournament appearances, including the state championship game as a senior
- Averaged 19.4 points, 5.6 assists, 4.3 rebounds, 4.2 steals and 1.5 blocks while leading Hardin-Jefferson to a 35-5 record
- Registered six double-doubles, 21 games with 20 or more points and four 30-point contests, including a pair of 33-point outings
- 2021 Super Gold and SETCA Player of the Year
- 2021 22-4A District MVP
- Averaged 22.6 points, 5.8 assists, 4.6 rebounds, 4.9 steals and 1.3 blocks as a junior
- Three-time All-Region and All-State honoree (2021, 2020, 2019)
- 2019 Regional MVP and 22-4A District Newcomer of the Year

CAREER HIGHS

Points	25	vs. Coastal Carolina	11-9-23
Rebounds	7	vs. NC State	3-8-24
Assists	6 (2x)	last at North Carolina	3-3-24
Steals	2 (8x)	last vs. Georgia Tech	1-14-24
Blocks	3	at Florida State	1-29-23
FG Made	10	vs. Coastal Carolina	11-9-23
3FG Made	6	at Stanford	11-19-23
FT Made	8	vs. Florida Gulf Coast	12-10-23
Minutes	43	vs. North Carolina	2-11-24

PRODUCTION	2023-24	Career
Double-figure points	15	17
Double-doubles	--	--
20-point games	2	2
3+ assists	14	18
2+ steals	5	8
3+ 3-point field goals	11	11
5+ rebounds	3	3
2+ blocks	2	3



MEET THE BLUE DEVILS

2023-24 GAME-BY-GAME

Opponent	FG	3FG	FT	O-D-T	PF	Pts	Ast	TO	Blk	Stl	Min
vs. Richmond	0-3	0-2	0-0	0-3-3	3	0	6	1	0	1	26
vs. Coastal Carolina	10-17	5-11	0-0	0-3-3	4	25	2	1	0	2	23
at Columbia	3-10	0-4	0-0	0-0-0	1	6	3	0	0	1	27
vs. Davidson	2-7	0-4	3-3	0-0-0	2	7	0	2	0	1	27
at Stanford	7-13	6-10	2-2	0-1-1	2	22	1	2	1	2	32
at Georgia	5-10	3-5	5-7	0-3-3	1	18	5	0	0	1	39
vs. South Carolina	3-7	3-6	0-0	0-1-1	0	9	2	3	0	1	33
at Clemson*	2-5	1-4	0-0	0-1-1	2	5	1	1	1	2	22
vs. Florida Gulf Coast	3-7	0-2	8-9	0-2-2	3	14	3	3	2	1	30
vs. Toledo	3-6	1-1	2-3	0-2-2	0	9	1	0	1	1	27
vs. Coppin State	1-6	0-3	0-0	2-1-3	1	2	2	2	1	0	22
vs. Boston College*	3-4	2-2	4-6	0-0-0	0	12	5	3	0	2	31
at Louisville*	0-4	0-3	1-4	1-1-2	4	1	1	4	0	1	20
at Virginia*	3-11	0-6	0-1	0-2-2	2	6	3	3	1	1	28
vs. Georgia Tech*	4-8	3-4	0-0	1-1-2	1	11	2	0	0	2	21
vs. Virginia Tech*	4-9	2-5	3-4	0-4-4	1	13	1	3	0	0	25
at NC State*	0-8	0-4	0-0	0-2-2	0	0	1	3	0	1	28
vs. Florida State*	5-9	3-6	0-0	0-4-4	1	13	5	2	0	0	27
at Miami*	2-8	1-5	0-0	2-4-6	1	5	2	0	0	1	28
at Pittsburgh*	0-3	0-3	1-2	0-2-2	1	1	2	3	0	1	26
vs. Wake Forest*	3-6	1-3	1-1	0-1-1	0	8	2	1	0	1	25
vs. North Carolina*	4-8	2-4	0-0	0-4-4	0	10	5	2	0	1	43
at Virginia Tech*	5-11	3-7	5-6	1-1-2	0	18	2	4	2	0	33
vs. Notre Dame*	1-5	1-4	0-0	1-1-2	0	3	2	3	1	0	29
at Syracuse*	2-6	1-4	2-2	0-5-5	3	7	0	5	0	0	30
vs. NC State*	2-9	1-5	0-0	0-0-0	2	5	4	1	0	1	29
vs. Virginia*	3-6	3-5	2-2	0-1-1	1	11	5	0	0	0	27
at North Carolina*	4-11	4-8	5-5	0-3-3	1	17	6	4	0	1	36
vs. Georgia Tech	4-10	3-6	0-0	1-4-5	1	11	3	3	0	0	33
vs. NC State	1-11	0-3	0-0	0-7-7	2	2	2	2	0	1	35
vs. Richmond	5-9	4-7	0-0	0-2-2	1	14	3	3	0	1	34
at Ohio State	4-6	1-3	4-5	0-4-4	3	13	3	2	0	0	27
vs. Connecticut	1-5	1-3	2-2	0-2-2	2	5	1	3	0	1	33

2022-23 GAME-BY-GAME

Opponent	FG	3FG	FT	O-D-T	PF	Pts	Ast	TO	Blk	Stl	Min
vs. North Carolina A&T	2-6	2-4	2-2	1-1-2	2	8	3	0	0	0	17
vs. Charleston Southern	0-3	0-1	0-0	0-2-2	1	0	1	0	0	0	16
at Davidson	0-5	0-1	0-0	0-0-0	1	0	3	2	0	0	16
vs. Texas A&M	1-6	0-2	2-3	1-1-2	1	4	0	0	0	1	15
at Toledo	0-0	0-0	1-2	0-2-2	2	1	3	0	1	0	16
vs. Connecticut	2-6	2-4	0-0	0-0-0	2	6	0	0	0	1	19
vs. Oregon State	1-3	1-3	0-0	0-1-1	3	3	0	1	0	1	15
vs. Northwestern	3-6	2-4	2-3	0-0-0	2	10	1	1	0	1	21
at Richmond	5-7	2-4	0-0	1-2-3	0	12	1	0	1	0	19
vs. Austin Peay	4-6	1-3	0-0	0-3-3	1	9	0	1	1	1	22
at Florida Gulf Coast	0-1	0-1	0-0	0-0-0	0	0	0	0	0	1	6
vs. Virginia*	2-5	2-4	0-0	0-0-0	0	6	2	1	1	0	13
at NC State*	0-0	0-0	0-0	0-0-0	0	0	0	1	0	2	6
vs. Louisville*	1-2	1-2	4-4	0-1-1	0	7	0	0	0	2	15
at Wake Forest*	1-5	1-2	0-0	0-1-1	0	3	3	0	0	0	16
vs. Clemson*	1-3	1-3	0-0	0-1-1	0	3	1	2	0	1	16
at Georgia Tech*	1-1	0-0	0-0	0-0-0	1	2	1	0	0	0	7
at North Carolina*	0-3	0-2	0-0	1-0-1	2	0	0	3	1	1	11
vs. Syracuse*	0-1	0-0	0-0	0-2-2	0	0	0	0	0	0	11
vs. Virginia Tech*	1-2	0-0	0-0	0-0-0	0	2	1	1	0	0	10
at Florida State*	1-4	1-2	1-2	1-0-1	1	4	2	2	3	1	17
vs. Pittsburgh*	0-2	0-1	0-0	0-0-0	1	0	0	0	0	1	9
at Notre Dame*	0-0	0-0	0-0	0-1-1	0	0	0	0	0	0	2
at Boston College*	2-4	1-3	0-0	0-0-0	2	5	2	1	1	2	19
vs. Miami*	0-1	0-1	0-0	0-0-0	0	0	1	0	0	0	10
at Virginia Tech*	2-5	2-4	2-2	0-1-1	1	8	1	1	0	0	15
at Virginia*	0-2	0-0	0-0	0-0-0	0	0	2	0	0	0	8
vs. NC State*	1-2	1-2	0-0	1-1-2	2	3	1	1	0	0	11
vs. North Carolina*	1-3	0-0	0-0	0-0-0	0	2	0	2	0	0	9
vs. North Carolina	0-4	0-3	0-0	1-1-2	1	0	0	0	0	1	13
vs. Virginia Tech	0-3	0-2	1-2	0-0-0	0	1	0	0	0	0	13
vs. Iona	3-9	0-3	0-0	1-0-1	0	6	1	0	1	0	19
vs. Colorado	0-1	0-0	0-0	1-2-3	0	0	0	2	0	0	6



JACKSON CAREER STATS

SEASON	GP-GS	Min	Avg	FG	Pct	3FG	Pct	FT	Pct	Reb	Avg	PF-FO	Ast	Turn	Blk	Stl	Pts	Avg
2022-23	33-0	442	13.4	35-111	.315	20-64	.313	15-20	.750	32	1.0	26-0	30	22	10	17	105	3.2
2023-24	33-33	957	29.0	99-258	.384	55-152	.362	50-64	.781	81	2.5	46-0	86	68	9	30	303	9.2
Total	66-33	1399	21.2	134-369	.363	75-216	.347	65-84	.774	113	1.7	72-0	116	90	19	47	408	6.2



JADYN DONOVAN

SOPHOMORE || GUARD/FORWARD || 6-0 || UPPER MARLBORO, MD. || SIDWELL FRIENDS

CAREER HONORS

- ACC Honor Roll (2024)

2023-24

- Appeared in all 34 games for Duke with 33 starts
- Averaged 6.3 points, 5.7 rebounds, 1.4 steals and 1.2 blocks per game
- One of three Duke players with over 40 blocks
- Talled first-career double-double against Toledo (Dec. 20) with 12 points and 10 rebounds
- Posted 23 games with five-plus caroms, including 14 with seven or more, leading the team on 13 occasions - a team best
- Snagged a career-best 15 boards in the win at Syracuse (Feb. 22)
- Also registered 10 rebounds versus Wake Forest (Feb. 8)
- Grabbed six or more caroms in each of the final 10 games
- Scored in double digits eight times, registering a career-high 13 points on 6-of-7 shooting in the overtime win at Georgia (Nov. 30)
- Ranked second on the team in field goal percentage (.549) and rebounds while also checking in at No. 3 in blocks (40) and assists (17)
- Notched a career high of four blocks against South Carolina (Dec. 3) and Toledo (Dec. 20)

PREP (SIDWELL FRIENDS)

- 2023 Jordan Brand All American
- 2023 Nike Hoop Summit - Inaugural Girls Team Member
- 2023 McDonald's All-American
- 2023 Jersey Mike's Naismith HS Girls First Team All-American
- 2023 District of Columbia (D.C.) Gatorade Player of the Year
- Ranked No. 3 in the Class of 2023 by espnW
- 2023 DCSAA Girls Basketball Team Winter Washington All-Met First Team selection and Player of the Year Award recipient
- 2023 DCSAA Girls Basketball Team Winter First Team honoree
- Averaged 14.8 points, 8.2 rebounds, 3.2 assists and 2.7 steals as a senior. Led Sidwell Friends to a 28-3 record and second straight DCSAA title
- Led team to the 2023 GEICO Girls Basketball Invitational Championship
- 2022 DCSAA Girls Basketball Team Winter First Team selection
- 2022 DCSAA Girls Basketball Team Winter Washington All-Met First Team selection
- Averaged 15.2 points, 8.4 rebounds and 3.3 steals per game during the 2021-22 season
- Helped lead Sidwell Friends to a 30-0 Season, the No. 1 overall team ranking and the 2022 ISL and DCSAA Championships as a junior
- Named to the Nike Tournament of Champions All-Tournament Team during junior season
- 2022 GEICO Tournament of Champions and Girls Basketball Invitational Champion
- 2021 Art Turner Memorial Classic Player of the Game
- Averaged 15.7 points, 10.0 rebounds, 2.8 assists and 2.2 steals per game during freshman campaign
- 2020 DCSAA Girls Basketball Team Winter Washington All-Met Second Team selection
- 2020 DCSAA Girls Basketball Team Winter Honorable Mention selection
- Member of numerous clubs at Sidwell Friends, including BSU, Black Girls Society, Women in Sports Club, Mental Health Awareness Club and KidPower

USA BASKETBALL

- 2023 FIBA U19 Women's World Cup Gold Medalist
- 2022 FIBA Women's Basketball U17 World Cup Gold Medalist
- Started five of seven games for the U17 team. Helped USA to an unblemished 7-0 mark, averaging 10.3 points 5.0 rebounds and 2.0 steals.
- 2021 FIBA Americas Women's Basketball U16 Gold Medalist
- Aided Team USA to a 6-0 record while averaging 12.3 points, 6.0 rebounds and 2.6 steals as a member of the U16 squad

CAREER HIGHS

Points	13	at Georgia	11-30-23
Rebounds	15	at Syracuse	2-22-24
Assists	6 (2x)	last at Miami	1-28-24
Steals	4	vs. N.C. Central	11-26-23
Blocks	4 (2x)	last vs. Toledo	12-20-23
FG Made	6	at Georgia	11-30-23
3FG Made	--	--	--
FT Made	2 (4x)	last at Pittsburgh	2-1-24
Minutes	32	at North Carolina	3-3-24

PRODUCTION

2023-24

Career

Double-figure points	8	8
Double-doubles	1	1
20-point games	--	--
3+ assists	8	8
2+ steals	17	17
3+ 3-point field goals	--	--
5+ rebounds	22	22
2+ blocks	9	9

2023-24 GAME-BY-GAME

Opponent	FG	3FG	FT	O-D-T	PF	Pts	Ast	TO	Blk	Stl	Min
vs. Richmond	2-5	0-0	1-2	2-0-2	1	5	0	6	1	0	20
vs. Coastal Carolina	5-7	0-0	0-2	6-1-7	1	10	2	2	1	2	21
at Columbia	4-8	0-0	0-0	4-3-7	5	8	1	1	0	0	21
vs. Davidson	3-7	0-0	0-3	3-2-5	4	6	0	4	1	2	19
at Stanford	1-5	0-0	0-0	0-1-1	3	2	0	0	1	0	8
vs. N.C. Central	3-6	0-0	1-3	0-5-5	3	7	4	3	1	4	25
at Georgia	6-7	0-0	1-2	1-1-2	2	13	0	2	3	1	24
vs. South Carolina	2-10	0-0	2-2	1-5-6	4	6	1	2	4	2	22
at Clemson*	2-2	0-0	0-0	2-1-3	1	4	2	2	2	0	20
vs. Florida Gulf Coast	1-2	0-0	0-0	0-0-0	4	2	2	2	1	1	11
vs. Toledo	5-9	0-0	2-2	1-9-10	1	12	1	4	4	2	29
vs. Coppin State	1-3	0-0	0-0	5-3-8	1	2	2	3	3	1	23
vs. Boston College*	4-4	0-0	0-0	0-4-4	3	8	2	5	2	2	19
at Louisville*	1-3	0-0	0-0	4-3-7	4	2	0	3	1	0	18
at Virginia*	2-3	0-0	1-4	2-1-3	4	5	0	2	2	1	23
vs. Georgia Tech*	5-9	0-0	2-3	2-3-5	1	12	1	5	1	0	21
vs. Virginia Tech*	2-4	0-0	0-0	0-3-3	4	4	0	1	1	2	19
at NC State*	3-4	0-0	0-1	1-7-8	3	6	5	0	0	3	24
vs. Florida State*	4-11	0-0	1-2	2-7-9	0	9	6	1	0	1	21
at Miami*	5-9	0-0	2-3	1-3-4	1	10	6	6	0	0	31
at Pittsburgh*	4-8	0-0	2-3	1-2-3	1	10	1	2	0	0	19
vs. Wake Forest*	4-6	0-0	0-0	6-4-10	0	8	3	3	1	3	30
vs. North Carolina*	0-3	0-0	0-2	0-0-0	4	0	0	1	0	0	10
at Virginia Tech*	1-1	0-0	0-0	1-2-3	4	2	0	2	0	2	12
vs. Notre Dame*	5-7	0-0	0-0	1-7-8	2	10	2	1	1	2	30
at Syracuse*	4-8	0-0	0-0	7-8-15	3	8	2	3	1	1	29
vs. NC State*	2-2	0-0	0-0	0-6-6	3	4	1	2	1	3	26
vs. Virginia*	3-4	0-0	0-0	1-7-8	2	6	2	4	0	2	29
at North Carolina*	3-5	0-0	0-0	2-6-8	2	6	3	1	0	2	32
vs. Georgia Tech	5-5	0-0	0-0	1-7-8	4	10	4	3	1	2	31
vs. NC State	3-4	0-0	0-0	1-5-6	3	6	0	3	0	3	30
vs. Richmond	4-7	0-0	0-0	4-4-8	2	8	2	2	3	2	24
at Ohio State	0-1	0-0	0-0	1-5-6	4	0	1	1	1	0	13
vs. Connecticut	1-3	0-0	0-0	2-4-6	2	2	3	3	2	1	21



DONOVAN CAREER STATS

SEASON	GP-GS	Min	Avg	FG	Pct	3FG	Pct	FT	Pct	Reb	Avg	PF-FO	Ast	Turn	Blk	Stl	Pts	Avg
2023-24	34-32	753	22.1	100-182	.549	--	--	13-33	.394	194	5.7	87-1	59	85	40	47	213	6.3
Total	34-32	753	22.1	100-182	.549	--	--	13-33	.394	194	5.7	87-1	59	85	40	47	213	6.3



OLUCHI OKANANWA

SOPHOMORE || GUARD || 5-10 || BOSTON, MASS. || WORCESTER ACADEMY

CAREER HONORS

- 2024 ACC Sixth Player of the Year
- 2024 All-ACC Freshman Team

2023-24

- Tabbed the 2024 ACC Sixth Player of the Year, becoming the first Duke woman to capture the award
- Named to the All-ACC Freshman Team
- Named to the ESPN List of Top Freshman (Dec. 23), checking in at No. 11
- Played in all 34 games, averaging 21.5 minutes off the bench, leading Duke in rebounding (6.1) while ranking third in scoring (9.7)
- Tallied 16 double-figure scoring outings during the season, including two with 20-plus points, and posted the team high eight times
- Shined in her Duke debut, scoring 22 points and corralling 12 rebounds
- Recorded 25 games with five or more rebounds and four contests with 10-plus - both marking team highs
- Notched double-doubles at Virginia Tech (11 pts, 11 rebs - Feb. 15) and versus NC State (12 pts, 11 rebs - March 8)
- Grabbed a career-best 13 rebounds in the win over Florida State (Jan. 25)
- Posted career highs in assists (5) and steals (5) against NC Central (Nov. 26) and Florida Gulf Coast (Dec. 10), respectively
- Recorded a season-high three-game stretch from Dec. 29 - Jan. 4 where she scored in double figures
- Ranked third on the team in three-point shooting (.348) and steals (1.3)
- One of five Blue Devils with double-digit threes, ranking fourth with 31

PREP

- Following sensational 2022 spring and summer sessions, skyrocketed from unranked to No. 27 overall in the class of 2023 by ESPN
- 2023 McDonald's All-America nominee
- 2023 NEPSAC AA Player of the Year and All-NEPSAC First Team selection
- 2023 NEPSAC Class AA All-Star
- Team captain at Worcester Academy
- Helped lead Worcester Academy to an 18-7 overall record
- Averaged 16.5 points, 6.0 rebounds and 2.0 steals per game while competing with Mass Rivals 17U in 2022
- Competed for two seasons at New Hampton Prep
- Named All-NEPSAC (New England Prep School Athletic Conference) while leading the Huskies in points, rebounds and steals in 2019-20
- Helped lead New Hampton to a 16-11 record, the 2019-20 Lake Region Championship and the Class AA semifinals
- Played freshman season at Peabody High School and averaged 16.7 points, 7.6 rebounds and 7.2 steals per game.
- Helped lead the squad to a 19-1 regular season finish, 26-2 overall record and an appearance in the Division I North semifinals
- Named both Northeastern Conference North and Salem News Girls Player of the Year

CAREER HIGHS

Points	22	vs. Richmond	11-6-23
Rebounds	13	vs. Florida State	1-25-24
Assists	5	vs. N.C. Central	11-26-23
Steals	5	vs. Florida Gulf Coast	12-10-23
Blocks	1 (9x)	last vs. Connecticut	3-30-24
FG Made	8	vs. Richmond	11-6-23
3FG Made	3 (2x)	last vs. Georgia Tech	1-14-24
FT Made	9	vs. Coppin State	12-28-23
Minutes	31	at Stanford	11-19-23

PRODUCTION	2023-24	Career
Double-figure points	16	16
Double-doubles	3	3
20-point games	2	2
3+ assists	7	7
2+ steals	15	15
3+ 3-point field goals	2	2
5+ rebounds	25	25
2+ blocks	--	--

2023-24 GAME-BY-GAME

Opponent	FG	3FG	FT	O-D-T	PF	Pts	Ast	TO	Blk	Stl	Min
vs. Richmond	8-11	1-2	5-6	5-7-12	0	22	2	1	0	3	26
vs. Coastal Carolina	1-4	1-1	1-2	2-0-2	3	4	0	3	1	1	15
at Columbia	2-4	0-0	1-1	2-4-6	1	5	0	0	0	2	12
vs. Davidson	6-11	0-0	3-3	5-4-9	4	15	0	4	1	2	27
at Stanford	4-11	2-5	2-3	3-6-9	3	12	1	1	0	1	31
vs. N.C. Central	1-4	1-2	2-2	4-5-9	2	5	5	4	0	3	19
at Georgia	5-8	2-5	0-0	1-4-5	2	12	4	5	1	2	16
vs. South Carolina	3-5	1-2	0-0	2-2-4	2	7	2	0	0	0	15
at Clemson*	2-4	0-1	0-0	2-3-5	2	4	1	3	0	2	23
vs. Florida Gulf Coast	6-8	3-3	3-5	3-2-5	3	18	1	1	1	5	25
vs. Toledo	2-9	0-2	1-1	1-4-5	3	5	3	2	0	0	19
vs. Coppin State	2-8	0-4	9-12	4-4-8	3	13	0	1	0	3	18
vs. Boston College*	6-9	1-2	3-3	1-5-6	4	16	3	5	0	1	28
at Louisville*	6-11	1-5	1-1	3-2-5	1	14	2	3	0	2	30
at Virginia*	3-8	1-3	1-2	1-3-4	4	8	2	3	0	2	24
vs. Georgia Tech*	7-10	3-3	4-4	2-7-9	1	21	1	0	1	2	20
vs. Virginia Tech*	3-6	1-2	0-1	3-6-9	4	7	1	1	0	1	24
at NC State*	3-6	2-4	2-3	2-4-6	3	10	3	6	0	0	26
vs. Florida State*	3-11	0-4	2-4	3-10-13	2	8	1	5	0	0	27
at Miami*	5-9	1-4	2-5	1-2-3	2	13	2	4	0	1	26
at Pittsburgh*	3-4	1-2	1-1	2-3-5	3	8	0	2	0	1	15
vs. Wake Forest*	5-9	2-5	4-5	2-3-5	2	16	0	1	0	1	27
vs. North Carolina*	1-6	1-2	2-2	1-4-5	4	5	3	1	1	2	23
at Virginia Tech*	4-12	0-4	3-4	6-5-11	4	11	2	2	1	2	25
vs. Notre Dame*	1-4	0-0	1-1	2-4-6	3	3	2	3	0	0	19
at Syracuse*	1-4	1-2	0-0	1-6-7	3	3	0	3	0	2	18
vs. NC State*	0-0	0-0	0-0	0-1-1	2	0	0	1	0	0	9
vs. Virginia*	1-2	1-1	0-0	0-2-2	3	3	0	2	0	0	12
at North Carolina*	4-8	1-5	0-0	1-1-2	3	9	1	1	0	1	17
vs. Georgia Tech	7-14	1-5	0-0	1-3-4	3	15	2	2	0	2	24
vs. NC State	4-6	0-1	4-5	4-7-11	1	12	2	2	0	0	25
vs. Richmond	2-6	0-1	4-4	5-3-8	0	8	4	0	1	1	22
at Ohio State	1-2	0-1	2-2	1-1-2	3	4	1	4	0	0	14
vs. Connecticut	5-11	2-6	3-5	3-3-6	4	15	0	7	1	0	30



OKANANWA CAREER STATS

SEASON	GP-GS	Min	Avg	FG	Pct	3FG	Pct	FT	Pct	Reb	Avg	PF-FO	Ast	Turn	Blk	Stl	Pts	Avg
2023-24	34-0	730	21.5	117-245	.478	31-89	.348	66-87	.759	209	6.1	87-0	51	83	9	45	331	9.7
Total	34-0	730	21.5	117-245	.478	31-89	.348	66-87	.759	209	6.1	87-0	51	83	9	45	331	9.7



LOUANN BATTISTON

SOPHOMORE || GUARD || 5-5 || MONTIGNY LE TILLEIL, BELGIUM || LIEGE PANTHERS

2023-24

- Appeared in five games off the bench, dishing out six assists and scoring three points
- Made Duke debut in the win over Georgia Tech (Jan. 14) and dropped two dimes in three minutes off the bench
- Tallied first career point against Florida State (Jan. 25), going 1-of-2 at the free throw line while also providing a pair of assists
- Chipped in two points and two assists in the victory over Wake Forest (Feb. 8)
- Member of Duke's 2024 signing class that joined the Blue Devils ahead of the spring semester

BEFORE DUKE

- Played for the Liege Panthers in the Belgian League
- Started basketball career playing for Olympic De Mont Sur Marchienne Club in Charleroi, Belgium, competing against both girls and boys
- Had a stint with Spirou Ladies Charlero
- Most recently played four seasons for ESBVA-LM in France, helping lead her team to the 2023 LFB Championship
- Netted a career high of 25 points, eight assists and two steals.
- One of 40 girls and women invited to the inaugural Basketball Without Borders Women's Global Camp, earning MVP honors

BELGIUM BASKETBALL

- Competed for Belgium at the FIBA U20 Women's EuroBasket 2024 Division B
- Aided Belgium to a 6-1 record and the Silver Medal
- Started all seven games and averaged 9.6 points, 4.0 rebounds and 3.7 assists

CAREER HIGHS

Points	2	vs. Wake Forest	2-8-24
Rebounds	1	vs. Georgia Tech	1-14-24
Assists	2 (3x)	last vs. Wake Forest	2-8-24
Steals	1	vs. Wake Forest	2-8-24
Blocks	--	--	--
FG Made	1 (2x)	last vs. Virginia	2-29-24
3FG Made	--	--	--
FT Made	2	vs. Wake Forest	2-8-24
Minutes	4	vs. Florida State	1-25-24

PRODUCTION	2023-24	Career
Double-figure points	--	--
Double-doubles	--	--
20-point games	--	--
3+ assists	--	--
2+ steals	--	--
3+ 3-point field goals	--	--
5+ rebounds	--	--
2+ blocks	--	--

2023-24 GAME-BY-GAME

Opponent	FG	3FG	FT	O-D-T	PF	Pts	Ast	TO	Blk	Stl	Min
vs. Georgia Tech*	0-1	0-0	0-0	0-1-1	1	0	2	0	0	0	3
vs. Florida State*	0-0	0-0	1-2	0-0-0	0	1	2	1	0	0	4
at Pittsburgh*	0-0	0-0	0-0	0-0-0	0	0	0	0	0	0	2
vs. Wake Forest*	0-0	0-0	2-2	0-0-0	1	2	2	1	0	1	2
vs. Virginia*	0-1	0-0	0-0	0-0-0	0	0	0	0	0	0	1



BATTISTON CAREER STATS

SEASON	GP-GS	Min	Avg	FG	Pct	3FG	Pct	FT	Pct	Reb	Avg	PF-FO	Ast	Turn	Blk	Stl	Pts	Avg
2023-24	5-0	12	2.5	0-2	.000	--	--	3-4	.750	1	0.2	2-0	6	2	0	1	3	0.6
Total	5-0	12	2.5	0-2	.000	--	--	3-4	.750	1	0.2	2-0	6	2	0	1	3	0.6



DELANEY THOMAS

SOPHOMORE || FORWARD || 6-3 || CHARLES TOWN, W. VA. || ST. JOHN'S COLLEGE HS

CAREER HONORS

- ACC Honor Roll (2024)

2023-24

- Played in 33 of 34 games producing splits of 5.0 points and 3.5 caroms in 16.8 minutes off the bench
- Led the Blue Devils in field goal (.554) and three-point percentage (.385), respectively.
- Tallied five double-figure scoring games, three coming against top-25 opponents
- Poured in a career-high 19 points to help lead Duke to a 68-60 overtime win over North Carolina (Feb. 11)
- Scored 14 points at Stanford (Nov. 19), 13 versus South Carolina (Dec. 3) and 11 in the win over Florida State (Jan 25)
- Notched first career double-double with 10 points and 13 rebounds against N.C. Central (Nov. 26).
- Also blocked a career-best three shots against the Eagles
- Posted a career high in steals against South Carolina with three thefts

PREP (ST. JOHN'S COLLEGE HS)

- Ranked 29th in the Class of 2023 by espnW
- Two-time DCSAA All-State First Team honoree (2022, 23)
- Averaged 15.4 points and 7.1 rebounds per game as a senior
- 2023 DCSAA Girls Basketball Team Winter Washington All-Met Honorable Mention selection
- Helped lead St. John's to the 2022 WCAC Championship
- Averaged 17.7 points and 7.3 rebounds as a junior
- 2022 First Team All-WCAC honoree
- 2022 DCSAA Girls Basketball Team Winter Washington All-Met First Team honoree
- Two-time WCAC Honorable Mention selection
- NBC Sports Washington All-DMV Team
- Four-time Art Turner Memorial Classic MVP
- Member of various school clubs including National Honor Society, Latin National Honor Society, Latin Club, Best Buddies Club
- Named the Female Scholar-Athlete for Class of 2023

USA BASKETBALL

- 2021 FIBA Americas U16 Women's Championship Gold Medalist

CAREER HIGHS

Points	19	vs. North Carolina	2-11-24
Rebounds	13	vs. N.C. Central	11-26-23
Assists	3	vs. N.C. Central	11-26-23
Steals	3	vs. South Carolina	12-3-23
Blocks	3	vs. N.C. Central	11-26-23
FG Made	8	vs. North Carolina	2-11-24
3FG Made	1 (5x)	last vs. Georgia Tech	1-14-24
FT Made	6	at Ohio State	3-24-24
Minutes	31 (2x)	last vs. North Carolina	2-11-24

PRODUCTION	2023-24	Career
Double-figure points	5	5
Double-doubles	1	1
20-point games	--	--
3+ assists	1	1
2+ steals	2	2
3+ 3-point field goals	--	--
5+ rebounds	5	5
2+ blocks	2	2

2023-24 GAME-BY-GAME

Opponent	FG	3FG	FT	O-D-T	PF	Pts	Ast	TO	Blk	Stl	Min
vs. Richmond	2-2	1-1	0-0	1-2-3	0	5	1	1	0	0	16
vs. Coastal Carolina	0-4	0-2	1-2	3-1-4	2	1	0	2	1	1	18
at Columbia	2-3	0-1	2-2	1-1-2	1	6	0	1	2	1	12
vs. Davidson	0-1	0-0	0-0	2-0-2	0	0	1	0	0	0	7
at Stanford	6-10	1-2	1-1	1-2-3	3	14	0	0	1	1	30
vs. N.C. Central	5-6	0-0	0-0	4-9-13	1	10	3	4	3	0	23
at Georgia	2-3	0-0	1-2	1-2-3	2	5	0	2	0	1	29
vs. South Carolina	6-7	1-2	0-0	1-2-3	4	13	0	0	0	3	18
at Clemson*	2-4	0-0	1-1	1-2-3	2	5	0	0	0	0	20
vs. Florida Gulf Coast	1-2	0-0	0-0	2-5-7	3	2	0	1	1	0	25
vs. Toledo	2-4	0-0	0-0	1-2-3	1	4	1	1	0	0	15
vs. Coppin State	3-5	0-0	1-2	0-4-4	1	7	1	1	1	1	19
vs. Boston College*	1-2	0-1	0-0	2-4-6	4	2	0	1	1	0	15
at Louisville*	1-3	0-0	0-0	1-0-1	2	2	0	1	0	0	17
at Virginia*	2-4	1-2	1-2	2-2-4	2	6	0	1	0	0	18
vs. Georgia Tech*	3-3	1-1	0-0	0-3-3	1	7	1	1	0	0	14
vs. Virginia Tech*	0-0	0-0	0-0	1-1-2	0	0	2	1	0	0	15
at NC State*	1-3	0-0	2-2	1-2-3	2	4	0	1	0	0	15
vs. Florida State*	4-6	0-0	3-3	3-1-4	1	11	0	1	1	0	16
at Miami*	1-1	0-0	0-0	0-0-0	1	2	0	0	0	0	6
at Pittsburgh*	1-4	0-0	3-6	2-2-4	1	5	2	0	0	0	21
vs. Wake Forest*	0-1	0-0	2-2	1-1-2	3	2	1	0	0	0	15
vs. North Carolina*	8-10	0-0	3-5	3-4-7	3	19	0	1	1	0	32
at Virginia Tech*	0-3	0-0	4-8	1-3-4	1	4	0	0	0	2	27
vs. Notre Dame*	1-2	0-0	1-2	1-0-1	0	3	0	0	0	0	10
at Syracuse*	2-4	0-0	0-0	0-5-5	1	4	0	2	0	0	9
vs. NC State*	1-4	0-0	0-0	2-1-3	1	2	1	1	0	0	14
vs. Virginia*	1-2	0-1	2-2	0-1-1	2	4	0	3	0	0	8
at North Carolina*	0-1	0-0	1-2	0-0-0	1	1	0	0	0	0	8
vs. NC State	2-3	0-0	0-0	0-1-1	1	4	0	0	0	0	7
vs. Richmond	1-4	0-0	0-0	0-1-1	0	2	0	0	0	0	11
at Ohio State	1-1	0-0	6-6	1-7-8	2	8	1	0	0	1	27
vs. Connecticut	0-0	0-0	0-0	0-4-4	2	0	0	1	1	1	10



THOMAS CAREER STATS

SEASON	GP-GS	Min	Avg	FG	Pct	3FG	Pct	FT	Pct	Reb	Avg	PF-FO	Ast	Turn	Blk	Stl	Pts	Avg
2023-24	33-0	549	16.6	62-112	.554	5-13	.385	35-50	.700	114	3.5	51-0	15	28	13	12	164	5.0
Total	33-0	549	16.6	62-112	.554	5-13	.385	35-50	.700	114	3.5	51-0	15	28	13	12	164	5.0



JORDAN WOOD

SOPHOMORE || FORWARD || 6-4 || CHICAGO, ILL. || CARMEL CATHOLIC

2023-24

- Appeared in 14 games off the bench for Duke
- Made Blue Devil debut against Richmond (Nov. 6) and scored two points going 2-of-2 at the charity stripe
- Tallied a career-high six points against Coppin State (Dec. 28)
- Chipped in three points and career highs in rebounds (6) and steals (4) against Coastal Carolina (Nov. 9) in 14 minutes off the bench
- Notched career bests in minutes (16) and blocks (2) while also contributing five points and three rebounds versus NC Central (Nov. 26)

PREP (CARMEL CATHOLIC)

- 2022-23 News Sun Player of the Year
- 2022-23 Illinois AP All-State 3A First Team
- Four-time All-East Suburban Catholic Conference honoree
- McDonald's All-America Nominee
- Three-time News Sun All-Area honoree
- Lake County All-Area Selection Four-time ESCC All-Conference selection
- Four-time Daily Herald All-Area honoree
- Two-time IBCA 3A All-State First Team selection
- 2022 IBCA All-State First Team selection
- 2022 State Farm Holiday Classic All-Tourney
- 2022 3A State Champion
- 2022 3A Preps Hoop Plus All Tourney Team
- Ranked No. 62 in the ESPN 2023 Class Rankings
- Four-year varsity starter and two-year captain
- Graduated as the school leader in points (1625), assists (417), blocks (127), steals (167) and deflections (209) and No. 2 in rebounds (732)
- Averaged 14.5 points, 7.2 rebounds 3.3 assists, 1.6 steals and 1.2 blocks as a senior. Led the Corsairs to a 24-9 mark and the sectional final
- Scored over 1,000 points during her junior year and led Carmel Catholic to the Class 3A Illinois State championship
- As a sophomore, averaged 14.4 points and 6.6 rebounds and 3.2 assists per game
- Leader of BSU
- Student Section Leader
- Named to the Honor Roll all four years

13

CAREER HIGHS

Points	6	vs. Coppin State	12-28-23
Rebounds	6	vs. Coastal Carolina	11-9-23
Assists	1 (3x)	last at Pittsburgh	2-1-24
Steals	4	vs. Coastal Carolina	11-9-23
Blocks	2	vs. N.C. Central	11-26-23
FG Made	2 (2x)	last vs. Coppin State	12-28-23
3FG Made	1 (2x)	last vs. Georgia Tech	1-14-24
FT Made	2 (2x)	last vs. Coppin State	12-28-23
Minutes	17	vs. N.C. Central	11-26-23

PRODUCTION	2023-24	Career
Double-figure points	--	--
Double-doubles	--	--
20-point games	--	--
3+ assists	--	--
2+ steals	--	--
3+ 3-point field goals	--	--
5+ rebounds	1	1
2+ blocks	--	--



2023-24 GAME-BY-GAME

Opponent	FG	3FG	FT	O-D-T	PF	Pts	Ast	TO	Blk	Stl	Min
vs. Richmond	0-1	0-1	2-2	0-0-0	0	2	0	0	0	0	5
vs. Coastal Carolina	1-3	1-2	0-0	1-5-6	2	3	1	0	1	4	14
at Stanford	0-0	0-0	0-0	0-0-0	0	0	0	0	0	0	1
vs. N.C. Central	2-9	0-5	1-2	1-2-3	2	5	0	2	2	0	16
vs. Florida Gulf Coast	0-0	0-0	0-0	0-0-0	0	0	0	0	0	0	1
vs. Toledo	0-0	0-0	0-0	0-1-1	0	0	1	0	0	0	2
vs. Coppin State	2-4	0-2	2-2	1-0-1	0	6	0	0	0	0	13
vs. Georgia Tech*	1-1	1-1	0-0	2-1-3	0	3	0	2	0	0	3
vs. Florida State*	0-0	0-0	0-0	0-0-0	1	0	0	0	0	0	4
at Pittsburgh*	0-0	0-0	0-0	0-1-1	0	0	1	0	0	0	2
vs. Wake Forest*	0-0	0-0	0-0	0-0-0	0	0	0	0	0	0	2
at Virginia Tech*	0-0	0-0	0-0	0-0-0	0	0	0	0	0	0	1
vs. Virginia*	0-0	0-0	0-0	0-0-0	1	0	0	0	0	0	1
vs. Georgia Tech	0-0	0-0	0-0	0-0-0	0	0	0	0	0	0	2

WOOD CAREER STATS

SEASON	GP-GS	Min	Avg	FG	Pct	3FG	Pct	FT	Pct	Reb	Avg	PF-FO	Ast	Turn	Blk	Stl	Pts	Avg
2023-24	14-0	66	4.7	6-18	.333	2-11	.182	5-6	.833	15	1.1	6-0	3	4	3	4	19	1.4
Total	14-0	66	4.7	6-18	.333	2-11	.182	5-6	.833	15	1.1	6-0	3	4	3	4	19	1.4



EMMA KOABEL

JUNIOR || GUARD || 5-11 || PORT COLBORNE, ONT., CANADA || NIAGARA PREP

CAREER HONORS

- All-ACC Academic Team (2024)
- ACC Honor Roll (2023, 2024)

2023-24

- Played in all 34 games for the Blue Devils and averaged 12.1 minutes off the bench
- Notched double-figures twice with 12 points versus Coastal Carolina (Nov. 9) and a career-high 13 against N.C. Central (Nov. 26)
- Made first career start against the Eagles (Nov. 26) and registered career highs in minutes (28), steals (3) and blocks (2)
- Knocked down a career-high four triples against Coastal Carolina (Nov. 9) en route to helping Duke set the program single-game record
- Snagged a collegiate-best four rebounds versus Coppin State (Dec. 28) before matching that effort with four rebounds at Virginia (Jan. 7)
- Matched career high with two rejections against Georgia Tech (Jan. 14)
- Ranked fourth on the team in three-point shooting (.319)
- One of five Blue Devils with double-digit threes, ranking fifth with 23

2022-23

- Saw action in four games during the season
- Made Duke debut against Charleston Southern (Nov. 10) and scored three points to go with two assists and a steal
- Scored three points and tallied a steal at Richmond (Dec. 4)

PREP (NIAGARA PREP)

- Ranked as high as No. 79 overall in the class of 2022
- Member of U19 Canadian National Team (2021)
- Tallied 14 points, seven rebounds, four steals and two assists at the BioSteel All Canadian Games
- Averaged 10.4 points, 3.4 assists, 3.7 steals and 2.7 rebounds as a senior at Niagara Prep
- Juel Prep League Champion (2019)
- Juel Prep League First Team All-Star & All-Defensive Team (2019)
- Canadian Junior NBA Champion - Tournament MVP (2018)
- World Junior NBA Semifinalist (2018)
- No high school games as a junior at Niagara Prep
- Averaged 13.7 points, 2.1 assists, 4.1 steals as a sophomore at Niagara Prep

CANADA BASKETBALL

- 2023 FIBA U19 Women's World Cup Bronze Medalist
- Played in five games for Canada, scoring a tournament-best 11 points against Egypt
- 2021 FIBA U19 Women's World Cup
- Averaged 5.3 points and 1.3 rebounds while helping lead Canada to a fifth-place finish

CAREER HIGHS			
Points	13	vs. N.C. Central	11-26-23
Rebounds	4 (2x)	last at Virginia	1-7-24
Assists	3 (3x)	last at Pittsburgh	2-1-24
Steals	3	vs. N.C. Central	11-26-23
Blocks	2 (2x)	last vs. Georgia Tech	1-14-24
FG Made	5	vs. N.C. Central	11-26-23
3FG Made	4	vs. Coastal Carolina	11-9-23
FT Made	2	vs. Coppin State	12-28-23
Minutes	27	vs. N.C. Central	11-26-23

PRODUCTION	2023-24	Career
Double-figure points	2	2
Double-doubles	--	--
20-point games	--	--
3+ assists	3	3
2+ steals	4	4
3+ 3-point field goals	3	3
5+ rebounds	--	--
2+ blocks	2	2



2023-24 GAME-BY-GAME

Opponent	FG	3FG	FT	O-D-T	PF	Pts	Ast	TO	Blk	Stl	Min
vs. Richmond	0-1	0-0	0-0	0-0-0	2	0	2	0	0	0	10
vs. Coastal Carolina	4-7	4-7	0-0	1-0-1	0	12	1	1	1	2	18
at Columbia	0-1	0-1	0-0	0-1-1	1	0	0	1	0	1	10
vs. Davidson	2-2	1-1	0-0	0-0-0	1	5	1	1	1	0	10
at Stanford	0-1	0-0	0-0	1-0-1	0	0	0	2	0	1	12
vs. N.C. Central	5-12	3-7	0-2	0-3-3	0	13	3	1	2	3	28
at Georgia	0-1	0-1	0-0	0-3-3	4	0	1	2	0	1	15
vs. South Carolina	0-0	0-0	0-0	0-0-0	0	0	0	1	0	0	7
at Clemson*	3-8	3-7	0-0	0-1-1	1	9	2	1	0	1	22
vs. Florida Gulf Coast	2-5	1-2	0-0	0-2-2	3	5	1	0	0	0	25
vs. Toledo	1-2	0-1	1-1	0-1-1	2	3	0	0	1	1	12
vs. Coppin State	2-4	2-4	2-2	0-4-4	2	8	3	1	0	2	22
vs. Boston College*	0-1	0-1	0-0	0-0-0	1	0	0	0	0	0	8
at Louisville*	1-5	0-3	0-0	0-1-1	1	2	0	2	1	1	13
at Virginia*	1-4	0-2	0-0	2-2-4	0	2	0	0	1	0	10
vs. Georgia Tech*	2-5	2-5	0-0	0-1-1	1	6	0	1	2	1	17
vs. Virginia Tech*	1-4	1-2	0-0	1-0-1	0	3	0	1	0	1	11
at NC State*	0-1	0-1	0-0	1-1-2	2	0	0	1	0	1	10
vs. Florida State*	0-1	0-1	0-0	0-1-1	0	0	0	0	0	0	8
at Miami*	0-1	0-1	0-0	0-0-0	0	0	0	0	0	0	7
at Pittsburgh*	3-5	2-4	0-0	0-3-3	1	8	3	2	0	2	18
vs. Wake Forest*	2-5	0-3	0-0	0-1-1	3	4	0	1	0	0	12
vs. North Carolina*	1-5	1-4	0-0	0-1-1	1	3	0	0	0	0	12
at Virginia Tech*	0-0	0-0	1-2	0-0-0	0	1	0	0	0	0	3
vs. Notre Dame*	1-2	0-1	0-0	0-1-1	1	2	0	0	0	1	8
at Syracuse*	0-1	0-1	0-0	1-1-2	0	0	1	0	0	1	9
vs. NC State*	3-4	0-0	0-0	0-1-1	1	6	0	0	0	1	9
vs. Virginia*	1-2	0-1	0-0	0-0-0	1	2	0	0	0	0	19
at North Carolina*	2-6	2-4	0-0	1-0-1	0	6	0	0	0	0	11
vs. Georgia Tech	0-1	0-1	0-0	0-0-0	1	0	0	0	0	0	2
vs. NC State	0-2	0-0	0-0	0-1-1	0	0	0	1	0	1	7
vs. Richmond	1-4	1-3	0-0	0-0-0	0	3	1	0	0	0	9
at Ohio State	0-1	0-1	0-0	0-0-0	2	0	1	0	0	1	16
vs. Connecticut	0-2	0-2	0-0	0-1-1	0	0	1	1	0	0	5

2022-23 GAME-BY-GAME

Opponent	FG	3FG	FT	O-D-T	PF	Pts	Ast	TO	Blk	Stl	Min
vs. Charleston Southern	1-2	1-1	0-0	0-0-0	1	3	2	0	0	1	10
at Richmond	1-4	1-2	0-0	0-0-0	2	3	0	1	0	1	7
vs. Austin Peay	0-1	0-0	0-0	0-0-0	0	0	0	1	0	0	5
vs. Iona	0-1	0-1	0-0	0-0-0	1	0	0	1	0	0	2



KOABEL CAREER STATS

SEASON	GP-GS	Min	Avg	FG	Pct	3FG	Pct	FT	Pct	Reb	Avg	PF-FO	Ast	Turn	Blk	Stl	Pts	Avg
2022-23	4-0	24	6.0	2-8	.250	2-4	.500	--	--	--	--	4-0	2	3	0	2	6	1.5
2023-24	34-1	412	12.1	38-106	.358	23-72	.319	4-7	.571	39	1.1	32-0	23	21	9	23	103	3.0
Total	38-1	436	11.5	40-114	.351	25-76	.329	4-7	.571	39	1.1	36-0	25	24	9	25	109	2.9



TAINA MAIR

JUNIOR || GUARD || 5-9 || BOSTON, MASS. || BROOKS HS / BOSTON COLLEGE

CAREER HONORS

- All-ACC Academic Team (2024)
- ACC Honor Roll (2024)
- 2022-23 All-ACC Freshman Team
- USBWA Tamika Catchings Freshman of the Week (Jan. 10)
- ACC Freshman of the Week (Jan. 10)

2023-24

- Started all 34 games for Duke, leading the team in assists (3.7), steals (1.5), minutes (31.1) and free throw percentage (.875)
- Ranked second on the squad in scoring (9.8) and fourth in rebounding (3.8)
- Reached double figures in 14 games and led the team in scoring seven times
- Poured in 20-plus points three times during the season - 24 vs. FGCU (Dec. 10), 21 vs. Boston College (Dec. 31) and 20 vs. NC State (March 8)
- Dished five-plus assists in eight games, including a season-best nine in the win at Syracuse (Feb. 22) and eight vs. Georgia Tech (Jan. 14)
- Corralled five or more rebounds 10 times and tied a season-best of seven rebounds five times
- Notched a season-high of five steals in road contests at Georgia (Nov. 30) and Louisville (Jan. 4)
- Joined Duke prior to the 2023-24 season after transferring from Boston College

2022-23 | AT BOSTON COLLEGE

- Named to All-ACC Freshman Team
- Appeared on the scene in her freshman season, starting all 33 games while averaging a team-high 36.6 minutes per game
- One of three players nationally (Olivia Miles, Rori Harmon) to average 11.0 points, 4.5 rebounds, 6.5 assists and 1.9 steals per game
- Set the single-season freshman assists record with 217 and finished second in a single season in program history
- Finished second on the team in scoring, second in steals and tied for fourth in rebounding
- Led the ACC in assists, second in minutes per game and sixth in steals
- Led all freshmen in the league in double-doubles, assists, steals, minutes per game and second in scoring
- Scored in double figures in 19 games and dished out at least 10 assists in six games, which led all freshmen in the country
- Poured in a career-high 26 points with seven rebounds, eight assists and six steals at Pitt (Feb. 16)
- One of five players nationally to post 25 points, five rebounds, five assists and five steals in a game - two coming during ACC action
- Named USBWA and ACC Freshman of the Week, averaging 16 points, 7.5 assists and 6.0 boards in wins over No. 9 NC State and Florida State
- Set the single-game freshman assists and steals record in collegiate debut with 13 and seven, respectively, against UMass Lowell (11/7)
- Scored a career-long seven straight games in double figures, turning in 14.7 points 5.7 rebounds and 7.0 assists per game

PREP (BROOKS)

- Averaged at least 18 points, six assists, four rebounds, and three steals per game through the 2018-19 and 2019-20 seasons
- Helped her team capture the 2018-19 NEPSAC Class D title
- Earned NEPSAC All-First Team honors and was named to the NEPSAC Class D All-Star game
- Named to the Lakes Region All-Region First Team and the Kingswood Oxford Invitational All-Tournament Team
- Turned in 19 points, six rebounds and six assists per contest in '18-19
- Led her team to a 2019-20 NEPSAC Class B championship and won the Ray Brown Holiday Tournament crown
- Averaged 18 points, 8.0 rebounds, 4.0 assists and 3.0 steals, earning 2020 NEPSAC Class B Player of the Year and All-First Team honors
- Named to the NEPSAC Class B and ISL All-Star games
- Landed on the Ray Brown Holiday All-Tournament Team and was named the tournament MVP

CAREER HIGHS

Points	26	at Pittsburgh	2-16-23
Rebounds	12	vs. Georgia Tech	12-18-22
Assists	13	vs. UMass Lowell	11-7-22
Steals	7	vs. UMass Lowell	11-7-22
Blocks	2	vs. Clemson	1-22-23
FG Made	11	vs. Florida Gulf Coast	12-10-23
3FG Made	4 (4x)	last vs. Florida State	1-25-24
FT Made	8	at Ohio State	3-24-24
Minutes	44	vs. Florida State	1-8-23

PRODUCTION	2023-24	Career
Double-figure points	14	33
Double-doubles	--	5
20-point games	3	6
3+ assists	24	53
2+ steals	12	30
3+ 3-point field goals	5	13
5+ rebounds	9	24
2+ blocks	--	1



2023-24 GAME-BY-GAME

Opponent	FG	3FG	FT	O-D-T	PF	Pts	Ast	TO	Blk	Stl	Min
vs. Richmond	4-11	1-4	0-0	1-6-7	4	9	4	3	0	1	29
vs. Coastal Carolina	2-8	1-5	2-2	0-1-1	2	7	5	1	0	3	26
at Columbia	8-11	1-2	1-1	0-3-3	1	18	3	4	0	3	36
vs. Davidson	4-14	1-6	0-0	0-4-4	3	9	2	3	0	1	34
at Stanford	5-13	1-5	0-0	0-6-6	3	11	3	3	1	3	39
vs. N.C. Central	7-9	1-2	0-0	1-4-5	1	15	4	3	0	0	24
at Georgia	0-4	0-2	3-4	1-4-5	3	3	7	5	0	5	35
vs. South Carolina	3-11	1-3	0-0	0-2-2	1	7	5	4	0	2	32
at Clemson*	8-16	3-6	0-0	1-1-2	1	19	2	1	0	0	30
vs. Florida Gulf Coast	11-18	1-1	1-1	1-2-3	1	24	4	2	1	1	35
vs. Toledo	3-7	0-2	2-3	0-7-7	1	8	2	1	0	2	34
vs. Coppin State	0-4	0-2	2-2	0-4-4	3	2	3	0	0	0	20
vs. Boston College*	7-12	3-4	4-4	0-2-2	2	21	3	4	1	3	32
at Louisville*	3-11	1-5	1-2	2-0-2	4	8	2	6	0	5	31
at Virginia*	1-5	0-2	0-0	1-3-4	3	2	1	3	0	0	26
vs. Georgia Tech*	4-10	3-6	0-0	1-3-4	3	11	8	2	0	1	30
vs. Virginia Tech*	2-11	0-2	0-0	0-2-2	2	4	4	1	0	0	36
at NC State*	3-6	2-4	0-0	1-2-3	0	8	3	3	0	1	36
vs. Florida State*	6-10	4-7	2-2	1-6-7	0	18	5	0	0	1	29
at Miami*	1-6	1-4	5-5	0-4-4	1	8	2	1	1	1	33
at Pittsburgh*	2-8	1-4	2-2	0-6-6	4	7	3	4	1	1	30
vs. Wake Forest*	7-13	1-4	2-2	0-2-2	1	17	3	3	0	2	32
vs. North Carolina*	5-11	2-6	1-2	0-4-4	2	13	3	1	0	0	30
at Virginia Tech*	1-5	0-1	0-0	1-0-1	1	2	2	2	0	0	28
vs. Notre Dame*	5-8	2-4	0-0	1-1-2	2	12	3	3	0	1	28
at Syracuse*	3-13	1-7	0-0	0-3-3	4	7	9	4	0	2	31
vs. NC State*	7-17	3-10	3-3	2-5-7	2	20	2	3	0	1	37
vs. Virginia*	3-10	0-4	0-0	0-6-6	1	6	6	1	0	3	31
at North Carolina*	5-11	1-3	1-2	0-3-3	2	12	1	5	0	1	33
vs. Georgia Tech	1-7	1-3	0-0	2-5-7	3	3	7	2	1	1	32
vs. NC State	2-15	0-6	2-2	2-2-4	1	6	3	1	0	1	38
vs. Richmond	0-7	0-4	0-0	1-2-3	2	0	3	2	0	1	27
at Ohio State	1-9	1-5	8-9	0-3-3	2	11	4	2	0	1	31
vs. Connecticut	2-5	1-2	0-0	1-1-2	1	5	2	4	0	2	24

2022-23 GAME-BY-GAME

Opponent	FG	3FG	FT	O-D-T	PF	Pts	Ast	TO	Blk	Stl	Min
vs. UMass Lowell	4-11	0-3	1-4	2-4-6	3	9	13	4	0	7	36
at Harvard	1-7	0-2	1-2	1-2-3	4	3	8	5	0	4	38
vs. Ohio State	3-8	1-2	0-0	0-2-2	1	7	10	8	0	3	40
at Northeastern	1-4	0-1	2-4	1-7-8	2	4	4	6	0	2	39
vs. Providence	4-9	3-6	4-4	0-3-3	1	15	5	5	0	1	39
vs. Holy Cross	3-10	0-2	4-5	1-4-5	1	10	5	2	0	1	39
vs. Morgan State	1-5	0-2	2-2	0-6-6	1	4	6	4	0	2	28
vs. Stephen F. Austin	2-11	1-5	0-0	1-2-3	3	5	5	0	0	1	40
vs. Rutgers	5-11	3-6	1-1	2-5-7	0	14	11	4	0	5	39
vs. Boston Univ.	4-8	2-3	2-2	1-5-6	4	12	9	1	0	2	40
vs. Virginia Tech*	5-12	1-5	0-0	0-3-3	2	11	6	1	0	1	40
vs. Albany	3-8	1-3	2-2	0-2-2	3	9	7	2	0	0	24
vs. Eastern Kentucky	8-18	4-9	3-4	0-7-7	2	23	5	3	0	2	39
vs. Georgia Tech*	4-14	1-4	1-2	0-12-12	1	10	8	9	0	4	40
vs. Central Connecticut St.	6-12	2-5	1-1	0-5-5	3	15	11	3	0	2	35
at Notre Dame*	4-18	0-2	2-2	0-2-2	3	10	0	2	0	1	31
at NC State*	4-11	2-3	5-5	1-5-6	0	15	10	5	0	2	40
vs. Florida State*	5-14	4-8	3-4	0-6-6	3	17	7	6	0	0	44
vs. Syracuse*	5-14	1-7	2-2	0-2-2	3	13	8	4	0	3	40
at Virginia*	3-11	0-5	0-0	1-3-4	1	6	2	3	0	1	39
at Louisville*	6-14	4-11	0-0	2-2-4	1	16	7	3	0	0	40
vs. Clemson*	4-15	3-9	2-2	0-5-5	2	13	6	8	2	2	37
at Miami*	4-8	1-3	2-2	1-5-6	2	11	7	10	0	1	39
vs. Pittsburgh*	4-11	2-8	0-0	1-0-1	1	10	9	3	0	0	34
vs. Notre Dame*	4-10	1-4	0-0	0-1-1	3	9	4	2	0	2	25
at Syracuse*	7-11	1-3	1-2	0-2-2	4	16	10	2	0	1	26
vs. Duke*	2-14	1-5	1-2	1-2-3	1	6	0	7	0	1	38
at North Carolina*	3-11	1-6	2-2	0-3-3	1	9	3	6	0	1	34
at Pittsburgh*	10-24	3-14	3-3	1-6-7	0	26	8	6	0	6	40
vs. Louisville*	7-16	3-9	3-3	1-3-4	1	20	7	1	0	2	37
at Wake Forest*	3-6	0-0	0-0	1-5-6	5	6	2	6	1	1	30
vs. Georgia Tech	2-7	0-2	2-4	1-9-10	1	6	7	2	0	2	40
vs. Miami	3-9	1-3	0-0	1-3-4	0	7	7	7	0	2	39



MAIR CAREER STATS

SEASON	GP-GS	Min	Avg	FG	Pct	3FG	Pct	FT	Pct	Reb	Avg	PF-FO	Ast	Turn	Blk	Stl	Pts	Avg
2022-23	33-33	1208	36.6	134-372	.360	47-160	.294	52-66	.788	154	4.7	63-1	217	140	3	65	367	11.1
2023-24	34-34	1059	31.2	126-336	.375	39-137	.285	42-48	.875	130	3.8	68-0	123	87	6	50	333	9.8
Total	67-67	2267	33.8	260-708	.367	86-297	.290	94-114	.825	284	4.2	131-1	340	227	9	115	700	10.4



REIGAN RICHARDSON

SENIOR || GUARD || 5-11 || CHARLOTTE, N.C. || CANNON SCHOOL / GEORGIA

CAREER HONORS

- All-ACC Second Team (2024)
- ACC Honor Roll (2023, 2024)
- All-ACC Academic Team (2023, 2024)

2023-24

- Named to the 2023-24 All-ACC Second Team
- Started all 34 games for Duke and led the team in scoring with 12.4 points a game
- Reached double figures in 20 games and paced the team in scoring 10 times - both team highs
- Notched seven games of 20-plus points, including a career-high 28-points in the season-opening dub versus Richmond (Nov. 6)
- Netted 25 and 28 points, respectively, in wins over Richmond (March 22) and Ohio State (March 24) to help lead Duke to its 18th Sweet 16
- Scored 24 points against Virginia (Feb. 29), 23 versus Notre Dame (Feb. 19) and 22 against NC Central (Nov. 26) and Virginia Tech (Jan. 18)
- Recorded a season-high five game stretch from Feb. 15 - Feb. 29 where she scored in double figures
- Second on the team in minutes (29.1) and fourth in free throw shooting at an .829 clip
- One of five Blue Devils with double-digit threes, ranking third with 32
- Helped the Blue Devils post the ACC's top defense - No. 4 nationally (per HerHoopStats) - for the second consecutive season

2022-23

- Played in all 33 games for Duke, starting the last 26 contests of the season
- Made Duke debut against NC A&T (Nov. 7) and tallied 11 points and three assists
- Scored 13 points and added three steals versus Charleston Southern (Nov. 10)
- Chipped in 10 points against Texas A&M (Nov. 17), then 13 points at Toledo
- Tallied 12 points and three steals against Austin Peay (Dec. 8).
- Scored a dozen points in road games at Wake Forest (Jan. 5) and North Carolina (Jan. 19)
- Registered a season-high 14 points at Boston College (Feb. 9)
- Added 14 points versus Miami (Feb. 12)
- Posted 10 points and added a season-high two blocks against North Carolina (March 3) in the ACC Tournament quarterfinals
- Scored 10 points and snagged a career-high eight rebounds in the second round of the NCAA Tournament versus Colorado (March 20)
- Joined Duke prior to the 2022-23 season after transferring from Georgia

2021-22 | AT GEORGIA

- Played in 29 games for Georgia as a freshman
- Averaged 5.8 points, 1.6 rebounds and 1.0 assists in 14.7 minutes per game
- Scored in double figures in six of her last nine games of the season
- Hit 13-of-22 (59 percent) from the field in three straight contests vs. Missouri, Auburn and Arkansas
- Scored 11 points against Missouri, 12 against Auburn and 15 at Arkansas
- Had a career day against LSU with a career-high 17 points
- Led a Georgia resurgence in the second half against LSU, with 15 second-half points off a trio of 3-pointers
- Had one of her best SEC games of the year with 8 pts vs. Tennessee (1/23)
- Had a 13-point, 6-assist performance against St. Francis (12/19)

PREP (CANNON SCHOOL)

- 2021 McDonald's All-American and consensus top-40 prospect
- Named to prestigious Jordan Brand National Team
- Rated as the No. 14 guard prospect and No. 34 overall recruit nationally by ESPNW
- Charlotte Observer 2020 State of North Carolina Player of the Year
- Charlotte Independent School Athletic Association Player of the Year
- North Carolina Independent School First-Team All-State
- Associated Press All-State Team
- Part of Stephen Curry's 'Team Curry' organization
- Led Cannon School to its first state championship with a win against North Raleigh Christian in her senior season
- Scored a game-high 24 points in the championship game
- Averaged 27 points, 10.4 rebounds, 4.6 assists and 4.2 steals in her senior season
- Posted a triple-double in her senior night game, scoring 49 points to go with 11 rebounds and 11 steals

24

CAREER HIGHS

Points	28 (2x) last at Ohio State	3-24-24
Rebounds	8 vs. Colorado	3-20-23
Assists	6 vs. Saint Francis	12-19-21
Steals	3 (8x) last at Ohio State	3-24-24
Blocks	3 vs. Alabama State	11-21-21
FG Made	12 vs. Richmond	11-6-23
3FG Made	5 vs. South Carolina	12-3-23
FT Made	8 vs. N.C. Central	11-26-23
Minutes	40 vs. Colorado	3-20-23

PRODUCTION	2023-24	Career
Double-figure points	20	39
Double-doubles	--	--
20-point games	7	7
3+ assists	6	15
2+ steals	9	18
3+ 3-point field goals	5	6
5+ rebounds	3	6
2+ blocks	2	4



RICHARDSON CAREER STATS

SEASON	GP-GS	Min	Avg	FG	Pct	3FG	Pct	FT	Pct	Reb	Avg	PF-FO	Ast	Turn	Blk	Stl	Pts	Avg
2021-22	29-0	428	14.8	58-158	.367	19-67	.284	35-48	.729	45	1.6	42-1	30	30	8	11	170	5.9
2022-23	33-26	679	20.6	93-221	.421	10-43	.233	30-41	.732	74	2.2	55-0	38	54	9	27	226	6.8
2023-24	34-34	989	29.1	165-377	.438	32-106	.302	58-70	.829	84	2.5	75-1	54	86	15	34	420	12.4
Total	96-60	2096	21.8	316-756	.418	61-216	.282	123-159	.774	203	2.1	172-2	122	170	32	72	816	8.5

2023-24 GAME-BY-GAME

Opponent	FG	3FG	FT	O-D-T	PF	Pts	Ast	TO	Blk	Stl	Min
vs. Richmond	12-15	4-4	0-0	13-4	0	28	2	1	1	2	26
vs. Coastal Carolina	3-9	0-3	0-0	0-1	3	6	3	4	0	1	20
at Columbia	3-16	0-2	4-4	1-0	2	10	3	4	0	1	37
vs. Davidson	2-9	0-2	2-2	13-4	3	6	2	1	0	0	24
at Stanford	0-10	0-1	3-4	1-2	2	3	2	2	1	0	22
vs. N.C. Central	7-12	0-0	8-10	0-1	0	22	3	2	0	2	28
at Georgia	5-11	2-4	3-4	0-1	2	15	1	2	1	0	30
vs. South Carolina	6-18	5-9	0-0	0-0	1	17	0	2	1	2	34
at Clemson*	2-7	2-5	2-2	1-2	1	8	1	2	1	0	23
vs. Florida Gulf Coast	2-5	0-2	0-0	0-1	2	4	4	4	1	0	26
vs. Toledo	3-8	0-0	0-0	1-2	2	6	0	3	0	1	32
vs. Coppin State	3-9	1-3	3-3	1-4	3	10	2	3	0	2	24
vs. Boston College*	5-9	2-4	1-2	1-2	2	13	3	5	0	1	31
at Louisville*	3-9	0-3	0-0	0-2	3	6	0	4	0	3	30
at Virginia*	7-10	0-2	4-8	0-1	4	18	1	1	0	2	33
vs. Georgia Tech*	3-9	0-1	0-0	1-2	1	6	0	1	0	2	31
vs. Virginia Tech*	10-15	0-1	2-3	1-2	2	22	2	3	0	3	31
at NC State*	4-11	0-2	3-3	2-0	5	11	2	3	0	1	21
vs. Florida State*	3-6	0-0	0-0	0-5	3	6	2	5	0	1	23
at Miami*	3-10	1-3	3-3	1-2	4	10	2	1	0	1	30
at Pittsburgh*	7-9	3-4	0-0	0-3	1	17	3	1	1	1	25
vs. Wake Forest*	3-6	0-1	0-0	0-0	2	6	2	4	1	1	25
vs. North Carolina*	2-9	0-3	4-4	0-2	4	8	0	0	2	0	32
at Virginia Tech*	5-14	1-5	0-0	0-1	0	11	1	3	0	1	33
vs. Notre Dame*	8-17	3-10	4-4	0-1	4	23	2	6	0	1	35
at Syracuse*	5-9	0-4	1-1	1-2	3	11	2	2	0	0	34
vs. NC State*	6-14	1-4	2-2	2-2	0	15	2	2	1	0	36
vs. Virginia*	10-14	1-4	3-4	1-3	1	24	2	1	1	0	32
at North Carolina*	1-9	0-3	0-0	2-1	4	2	1	3	0	1	23
vs. Georgia Tech	4-10	0-2	0-0	1-2	3	8	2	6	2	0	33
vs. NC State	2-7	1-2	0-0	0-1	4	5	0	1	0	0	18
vs. Richmond	10-18	2-5	3-3	0-7	0	25	0	2	0	0	37
at Ohio State	11-18	3-3	3-4	2-5	1	28	1	1	0	3	33
vs. Connecticut	5-15	0-5	0-0	0-2	3	10	1	1	1	1	38

2022-23 GAME-BY-GAME

Opponent	FG	3FG	FT	O-D-T	PF	Pts	Ast	TO	Blk	Stl	Min
vs. North Carolina A&T	5-8	1-2	0-0	0-1	1	11	3	2	0	2	18
vs. Charleston Southern	6-7	0-0	1-1	0-2	0	13	1	1	1	3	14
at Davidson	0-3	0-1	0-0	0-0	1	0	0	5	0	0	13
vs. Texas A&M	4-13	0-2	2-2	3-1	1	10	1	1	0	2	23
at Toledo	5-8	1-3	2-4	1-2	2	13	2	2	0	2	27
vs. Connecticut	0-4	0-3	1-2	1-0	0	1	1	1	0	0	11
vs. Oregon State	1-7	0-3	0-0	0-4	1	2	3	0	0	1	23
vs. Northwestern	3-5	0-0	0-0	1-2	3	6	1	1	0	0	15
at Richmond	4-7	0-2	0-0	0-3	1	8	3	2	0	0	15
vs. Austin Peay	5-9	0-2	2-2	1-0	1	12	0	0	0	3	21
at Florida Gulf Coast	1-2	0-1	0-0	0-1	2	2	0	0	0	0	12
vs. Virginia*	0-7	0-2	1-2	0-3	4	1	1	1	0	0	18
at NC State*	4-9	1-1	0-0	2-4	3	9	0	1	0	0	18
vs. Louisville*	0-2	0-0	0-0	0-0	1	0	0	1	0	0	3
at Wake Forest*	4-6	1-1	3-3	0-1	3	12	0	1	0	0	17
vs. Clemson*	2-7	0-1	2-2	1-0	2	6	2	0	0	3	28
at Georgia Tech*	2-2	0-0	4-4	1-0	1	8	2	2	0	1	24
at North Carolina*	4-7	1-2	3-3	3-0	3	12	1	2	0	0	24
vs. Syracuse*	3-7	0-1	0-0	2-4	2	6	3	2	0	1	25
vs. Virginia Tech*	3-10	0-0	1-2	1-0	1	7	1	0	1	1	27
at Florida State*	2-10	0-1	4-6	2-4	4	8	0	2	1	0	19
vs. Pittsburgh*	1-3	0-0	0-0	1-2	2	2	1	5	0	0	14
at Notre Dame*	1-3	0-1	0-0	1-3	2	2	3	3	1	1	21
at Boston College*	7-10	0-0	0-1	1-2	2	14	1	1	0	0	22
vs. Miami*	6-12	2-3	0-0	1-2	2	14	0	1	0	1	26
at Virginia Tech*	0-5	0-1	1-2	0-0	2	1	2	2	0	0	19
at Virginia*	4-6	1-2	0-0	1-0	0	9	0	3	0	0	27
vs. NC State*	3-6	0-0	3-5	0-2	1	9	2	2	1	0	26
vs. North Carolina*	0-6	0-1	0-0	1-2	4	0	0	2	0	2	20
vs. North Carolina	5-7	0-0	0-0	0-2	1	10	1	4	2	1	26
vs. Virginia Tech	0-2	0-1	0-0	0-1	1	0	2	2	0	1	25
vs. Iona	4-9	0-1	0-0	1-2	0	8	0	1	1	0	21
vs. Colorado	4-12	2-5	0-0	2-6	1	10	1	1	1	2	40

2021-22 GAME-BY-GAME

Opponent	FG	3FG	FT	O-D-T	PF	Pts	Ast	TO	Blk	Stl	Min
vs. Gardner-Webb	1-4	0-0	1-2	1-2	1	3	2	2	1	0	14
vs. Furman	2-5	2-3	0-0	0-1	2	6	0	0	0	0	3
vs. Mercer	0-5	0-2	0-0	0-2	2	0	0	0	0	0	12
vs. Alabama State	5-7	2-3	4-5	1-2	2	16	1	0	3	0	26
vs. Notre Dame	1-4	1-3	1-4	0-0	0	4	0	0	0	0	9
vs. Marquette	1-7	0-2	0-0	0-0	0	2	0	1	0	0	14
at Texas Tech	0-2	0-1	0-0	0-0	1	0	0	1	0	0	2
vs. Georgia Tech	2-6	0-1	0-0	0-1	1	5	1	2	1	0	16
at NC State	0-1	0-0	0-0	0-0	2	0	1	2	0	0	3
vs. Saint Francis	5-12	2-7	1-1	1-0	1	13	6	1	0	0	22
vs. South Alabama	1-6	0-4	2-2	0-4	1	4	3	3	0	0	19
vs. LSU*	2-5	0-2	0-0	0-2	1	4	1	1	0	1	19
at Florida*	0-0	0-0	0-0	0-0	0	0	0	1	0	0	1
at Kentucky*	3-6	0-2	0-0	0-2	1	6	0	2	0	0	11
vs. Alabama*	0-2	0-2	0-0	0-1	3	0	1	0	0	0	5
at Mississippi State*	2-3	1-2	0-0	0-0	0	5	1	0	0	0	6
vs. Tennessee*	3-10	2-5	0-1	1-2	1	8	0	0	0	0	13
at Ole Miss*	0-1	0-1	0-0	0-0	0	0	0	0	0	0	6
vs. Vanderbilt*	2-6	0-3	1-2	1-2	2	5	3	1	0	3	15
vs. Florida*	1-2	0-0	2-2	0-1	0	4	0	0	0	0	9
at LSU*	5-10	3-4	4-5	0-1	5	17	1	1	0	1	17
vs. South Carolina*	0-2	0-0	1-2	1-2	2	1	0	0	0	0	14
vs. Missouri*	4-5	1-2	2-2	1-0	2	11	1	0	0	0	11
at Auburn*	4-7	1-3	3-4	4-3	2	12	1	3	0	0	27
at Arkansas*	5-10	2-6	3-4	0-0	4	15	3	3	1	0	27
vs. Texas A&M*	3-11	0-3	4-4	4-2	1	10	2	2	0	0	28
vs. Alabama	4-10	1-3	3-4	1-2	2	12	0	1	1	0	28
vs. Dayton	0-3	0-1	2-2	0-0	0	2	0	2	1	1	12
at Iowa State	2-6	1-2	0-0	1-2	3	5	1	0	0	1	19





RILEY NELSON

SOPHOMORE || GUARD || 6-2 || CLARKSBURG, MD. || THE BULLIS SCHOOL / MARYLAND

CAREER HONORS

- 2023-24 Big Ten Sportsmanship Award

2024-25

- Joined Duke prior to the 2024-25 season after transferring from Maryland

2023-24

- Big Ten Sportsmanship Award recipient
- Suffered ACL tear in Terrapins' game vs. Purdue (Jan. 14)
- Added nine points off the bench in a victory over Green Bay (Nov. 24)
- Scored a career-high 15 points in the win over Niagara (Nov. 29)
- Added 11 points off the bench at Nebraska (Dec. 31)

PREP (THE BULLIS SCHOOL)

- A five-star recruit and the No. 18th-ranked player in the 2023 Class by ESPN
- 2023 McDonald's All-American
- 2023 Jordan Brand All-American
- Two-time Maryland Gatorade Player of the Year (2022, 2023)
- Averaged 16.6 points, 10.9 rebounds, 2.5 assists, 1.4 steals and 1.2 blocks per game as a senior
- Led Bullis (19-10) to the Independent School League Division AA Tournament Semifinals
- Two-time 4A First Team All-State and First Team All-County honoree (2022, 2023)
- Tapped the Montgomery County WBCA Player and Private School Player of the Year. Also named Private Schools Newcomer of the Year
- First Team WBCA selection
- Team USA Finalist
- Led the Bulldogs to the 2019 & 2022 regional titles, 2022 Montgomery County crown and a runner-up finish at the 2022 State Championship
- Played AAU for the Fairfax Stars
- Played first three high school seasons at Clarksburg High School
- Also played golf

CAREER HIGHS

Points	15	vs. Niagara	11-29-23
Rebounds	5	vs. Washington State	11-23-23
Assists	3	vs. Harvard	11-6-23
Steals	1 (5x)	last at Minnesota	1-3-24
Blocks	1 (2x)	last vs. Towson	12-12-23
FG Made	7	vs. Niagara	11-29-23
3FG Made	1 (3x)	last at Nebraska	12-31-23
FT Made	4	at Nebraska	12-31-23
Minutes	33	vs. Green Bay	11-24-23

PRODUCTION	2023-24	Career
Double-figure points	3	3
Double-doubles	--	--
20-point games	--	--
3+ assists	--	--
2+ steals	--	--
3+ 3-point field goals	--	--
5+ rebounds	1	1
2+ blocks	--	--



2023-24 GAME-BY-GAME

Opponent	FG	3FG	FT	O-D-T	PF	Pts	Ast	TO	Blk	Stl	Min
vs. Harvard	1-2	0-0	1-1	0-2-2	0	2	2	1	0	0	10
at South Carolina	1-2	0-1	0-0	1-0-1	2	2	1	1	0	0	7
at Connecticut	1-3	0-2	0-0	0-1-1	1	2	0	1	0	0	12
vs. Syracuse	0-1	0-0	0-0	0-0-0	1	0	0	0	0	0	6
vs. Washington State	2-12	0-1	2-2	4-1-5	0	6	2	0	0	1	23
vs. Green Bay	4-9	0-2	1-1	1-1-2	1	9	1	0	0	0	33
vs. Massachusetts	3-8	0-1	2-2	0-2-2	2	8	1	1	1	1	21
vs. Niagara	7-11	1-2	0-1	1-0-1	1	15	2	3	0	1	26
vs. George Mason	1-1	1-1	0-0	0-0-0	0	3	0	1	0	0	7
vs. Northwestern*	1-1	0-0	0-1	0-0-0	0	2	1	0	0	0	10
vs. Towson	4-8	0-3	2-2	0-1-1	0	10	1	0	1	0	14
vs. James Madison	1-3	0-0	1-2	1-3-4	1	3	0	3	0	0	16
at Nebraska*	3-4	1-2	4-5	0-1-1	3	11	0	0	0	1	10
at Minnesota*	0-2	0-0	0-0	0-0-0	0	0	1	0	0	1	8
at Michigan State*	1-2	0-1	3-4	0-0-0	2	5	0	0	0	0	18
vs. Purdue*	1-1	0-0	0-0	0-0-0	0	2	0	0	0	0	4

NELSON CAREER STATS

SEASON	GP-GS	Min	Avg	FG	Pct	3FG	Pct	FT	Pct	Reb	Avg	PF-FO	Ast	Turn	Blk	Stl	Pts	Avg
2023-24	16-0	225	15.1	31-70	.443	3-16	.188	16-21	.762	20	1.3	14-0	13	11	2	5	81	5.1
Total	16-0	225	15.1	31-70	.443	3-16	.188	16-21	.762	20	1.3	14-0	13	11	2	5	81	5.1



ARIANNA ROBERSON

FRESHMAN || FORWARD || 6-4 || SAN ANTONIO, TEXAS || CLARK HS



PREP (CLARK HS)

- No. 17th-rated overall prospect in the espnW 2024 Class
- 2024 McDonald's All-American and Nike Hoop Summit selection
- 2024 District 28-6A Co-MVP
- 2024 TABC Class 6A and TABC 6A All-State honoree
- Averaged 18.0 points, 13.0 rebounds and 3.0 blocks as a senior. Helped lead Clark to a 33-3 overall record
- 2023 UIL Class 6A State Champion and MVP
- 2023 San Antonio Express-News Player of the Year
- 2023 District 28-6A Defensive Player of the Year
- Put up 15.0 points, 11.0 rebounds, 4.0 blocks and 2.0 steals per game as a junior
- Aided Clark to a 34-3 overall mark and its first state championship
- Also a four-year letterwinner in volleyball, earning all-district first-team honors as a middle blocker

USA BASKETBALL

- 2024 FIBA 3x3 U18 World Cup Gold Medalist
- 2024 FIBA U18 Women's AmeriCup Gold Medalist
- Averaged 8.7 points, 5.3 rebounds, 1.2 steals and 1.0 blocks in 12.3 minutes per game off the bench
- 2023 USA 3x3 Women's U17 National Team Trials



TOBY FOURNIER

FRESHMAN || FORWARD || 6-2 || TORONTO, ONT., CANADA || CRESTWOOD PREP



PREP (CRESTWOOD PREP)

- Ranked No. 10 in the espnW 2024 Class
- 2024 Jordan Brand All-American
- Two-time OSBA High School Champion (2023, 2024)
- Two-time OSBA Pool A Regular Season and Tournament MVP (2023, 2024)
- Two-time OSBA Defensive Player of the Year (2022, 2024)
- Three-time OSBA First Team All-Star (2022, 2023, 2024)

CANADA BASKETBALL

- 2023 FIBA U19 World Championship Bronze Medalist
- 2023 FIBA U19 World Championship Tournament All-Star
- Averaged 16.1 points and a tournament-best 13.7 rebounds
- Helped lead Canada to a fourth-place finish at the 2022 FIBA U17 World Cup



JENESSA COTTON

FRESHMAN || FORWARD || 6-2 || ORANGE, CALIF. || MATER DEI

PREP (MATER DEI)

- 2024 Orange County Register Player of the Year
- 2024 Trinity League MVP
- Averaged 17.9 points, 8.1 rebounds and 1.9 steals as a senior
- Led Mater Dei to a 25-8 overall record and the CIF-SS semifinals
- Two-time CIF All-Trinity League First Team selection (2023, 2024)
- 2023 Cal-Hi Sports All-State Second Team
- 2023 Orange County Register Girls Basketball First Team
- 2023 All-CIF SS Open Division First Team
- Averaged 12.4 points and 6.1 boards as a junior, assisting Mater Dei to the semifinals of the CIF-SS Open Division playoffs
- 2022 CIF All-Trinity League Second Team honoree
- Scored over 1,000 career points
- 2024 Mater Dei Female Student Athlete of the Year
- 2023 Nike EYBL Nationals Champion
- Ranked in the espnW Top 100
- McDonald's All-America nominee



ELLA MOORE

FRESHMAN || GUARD || 5-7 || POOLESVILLE, MD. || HOLTON-ARMS

PREP (HOLTON-ARMS)

- Averaged 22.2 points, 6.3 rebounds, 4.2 steals, and 3.8 assists as a senior
- Scored over 1,000 career points
- Three-time MVP (2022, 2023, 2024)
- Two-year Team Captain (2023, 2024)
- 2024 Washington Post All-Metro Honorable Mention Girls' Basketball
- Three-time All-ISL Basketball Selection (2022, 2023, 2024)
- 2023 All-Montgomery County Second Team Girls' Basketball Selection
- Two-time All-Montgomery County Private School Second Team Selection Girls' Basketball (2022, 2023)
- Four-year letter winner and two-year team captain (2023, 2024) in track & field and cross country
- Two-time Washington Post All-Metro Honorable Mention Cross Country (2021, 2022)
- Three-time All-ISL Cross Country Selection (2021, 2022, 2023)
- 2022 ISL Individual Cross Country Champion
- School Record Holder as a member of the 4x400m and 1600m Sprint Medley Relays
- Served as President of the Honor Council and Debate Team
- Served as Vice President of Black Student Union and Holton-Arms Athletic Association Vice President
- Graduated with Highest Honors and Global Scholar Accolade



OLIVIA MARTIN

JUNIOR || GUARD || 5-6 || GAITHERSBURG, MD. || QUINCE ORCHARD HS



PREP (QUINCE ORCHARD HS)

- Recipient of the Dan Shea Scholar Athlete Award (2021-22)
- Quince Orchard Women's Basketball Most Valuable Player (2021-22)
- Athlete of the Month (2020-21)
- A four-year letterwinner in track and field
- Holds school record as a member of the Quince Orchard 4x400m relay team (2019-2020)
- State Qualifier for 4x400m relay
- Representative for Student Athlete Leadership Committee
- Seal of Biliteracy Recipient
- National Honor Society Member
- Spanish Honor Society Member
- English Honor Society Member
- Treasurer of Key Club





COACHES & STAFF



HEAD COACH KARA LAWSON

5TH SEASON (2020-PRESENT) || TENNESSEE '03

Former WNBA and Olympic Champion Kara Lawson was named Duke University's fifth women's basketball head coach July 11, 2020. Lawson enters her fifth season at the helm in 2024-25.

Lawson brought her decorated basketball career, both on and off the court, to the Blue Devils after spending the 2020 season as an assistant coach with the Boston Celtics. She was the franchise's first female coach in its 73-year history.

An icon in women's college basketball, Lawson's impact on the women's hoops community is evident, as she was named one of the 100 most influential people in women's college basketball by Silver Waves Media in the summer of 2020.

Additionally, Lawson's playing career has her in a league of her own as she is currently the only active NCAA Division I women's basketball coach to play in a NCAA Final Four, win a WNBA Championship and win an Olympic Gold Medal.

THE KARA ERA

Through four seasons at Duke, Lawson has compiled a 68-33 (.673) overall record, with the Blue Devils posting 20-plus wins and notching NCAA Tournament appearances in each of the last two seasons.

Duke concluded the 2023-24 campaign with a 22-12 overall record and posted NCAA Tournament victories over Richmond and Ohio State to advance to the program's 18th Regional Semifinal. In 2022-23, Lawson guided the Blue Devils to their best season in recent history as Duke went 26-7 overall and 14-4 in ACC play - both program bests dating back to 2016-17 and 2012-13, respectively. Duke earned a No. 3 seed in the NCAA Tournament and advanced to the second round.

Under Lawson's direction, Duke has also boasted one of the nation's most elite defenses the past two seasons. The 2023-24 campaign saw the Blue Devils hold 33 of 34 opponents below their respective season scoring averages and lead the ACC in two categories - scoring defense and blocks. Duke also checked in at No. 2 in field goal percentage defense, rebounding defense and rebounding margin. Nationally, the Blue Devils' defense checked in at No. 4 nationally per HerHoopStats, while ranking sixth in the NCAA in rejections and in the top 30 in both field goal percentage defense and rebounding margin. In 2022-23, Duke ranked third in the NCAA in scoring defense (51.0) and 10th in field goal percentage defense (35.2). The team held each of its opponents below their season scoring average, including 17 to 50 points or less.

Four players have earned major honors under Lawson's tutelage, including three taking home conference Player of the Year honors. Most recently, Oluchi Okananwa was tapped the 2024 ACC Sixth Player of the Year and to the All-ACC Freshman Team, while Reigan Richardson earned a spot on the All-ACC Second Team. The 2022-23 season saw Celeste Taylor garner AP All-America Honorable Mention recognition, take home ACC Defensive Player of the Year honors and earn nods to the All-ACC First Team and All-Defensive Team, while also being named a finalist for the 2023 Naismith Women's Defensive Player of the Year. In 2021-22, Shayeann Day-Wilson turned in one of the best rookie seasons in Blue Devil history en route to earning ACC Freshman of the Year.

Additionally, the Blue Devils have made serious waves on the recruiting trail since Lawson has taken the reigns. Duke brought in its second consecutive top-10 class and third straight in the top 15, with the 2024 Freshman Class checking in at No. 7 in the nation. The 2023 recruiting haul, ranked sixth nationally, marked Duke's first since 2015 with a player ranked in the top-five nationally by ESPN, and was the first group since the 2014 class with at least three prospects ranked in the ESPN top 30.

USA BASKETBALL

Lawson has extensive experience with USA Basketball, most recently serving as an assistant coach for the U.S. Women's National Team at the 2024 Paris Olympics, where she aided the Americans to an eighth consecutive gold medal and 11th overall. Prior to that, Lawson was an assistant coach on the U.S. Women's National Team that claimed gold at the 2022 FIBA Women's World Cup.

In the summer of 2021, Lawson helped Team USA make history as she guided the United States 3x3 Women's National Team to a gold medal in its Olympic debut in Tokyo. It marked Lawson's 10th overall gold medal in USA Basketball competition and seventh as a coach, making her just one of three women in Olympic history to win gold as both a player and head coach in basketball (Anne Donovan and Dawn Staley).

THE LAWSON FILE

Birthday	February 14
High School	West Springfield High School
College Career	Tennessee, 2000-03
College Degree	B.A., Finance, Tennessee, 2003
College Highlights	126-17 overall and 54-2 SEC record Eight-time SEC Champion (4 RS, 4 Tournament) 3 NCAA Final Fours (2000, 2002, 2003) No. 6 all-time scorer at Tennessee (1,950) Four-time All-SEC First Team (2000-03) Two-time Naismith Player of the Year Finalist (2002, 2003) Two-time U.S. Basketball Writers of America All-American (2002, 0303) Kodak All-American (2003) AP Second Team All-American (2003) Arthur Ashe Jr. Female Student-Athlete of the Year (2003) CoSIDA/Verizon First Team Academic All-American (2003) Associated Press Third Team All-American (2002) Associated Press Honorable Mention All-American (2001) CoSIDA/Verizon Academic All-District (2001) Women's Basketball Journal Freshman All-American (2000) SEC All-Freshman Team (2000)
Coaching Career	Head Coach, Duke, 2020-Present Head Coach, USA Basketball 3x3, 2017-2022 Assistant Coach, Boston Celtics, 2019-20 Assistant Coach, USA Basketball - Paris Olympics, 2024 Assistant Coach, USA Basketball FIBA Women's World Cup, 2022 Head Coach, Duke, 2020-Present
WNBA Career	13-year WNBA career (2003-15) Surpassed 3,000 points, 800 rebounds and 700 assists 2007 WNBA All-Star 2005 WNBA Champion (Sacramento Monarchs) Led nine of her teams to the playoffs out of 13 seasons 2012 & 2009 Kim Perrot Sportsmanship Award winner No. 5 Overall Pick - 2003 WNBA Draft (Detroit Shock) Played on 2003 WNBA Select Team at FIBA World Cup (2nd)

USA BASKETBALL HIGHLIGHTS (PLAYER AND COACH)

- 12 Total Gold Medals
- 2024 U.S. Women's National Team Assistant Coach (Gold Medal)
- 2022 U.S. Women's National Team Assistant Coach - FIBA Women's World Cup (Gold Medal)
- 2022 USA Basketball Women's 3x3 National Team Head Coach - 2022 FIBA 3x3 World Cup
- 2020 USA 3x3 National Team - Tokyo Olympics (Gold Medal)
- Helped lead 3x3 teams to seven gold medals since 2017
- Led U18 3x3 teams to three straight titles
- Led 3x3 men's and women's teams to gold medal at 2019 Pan American Games
- 2009 National Team Training Camp
- 2008 National Team (Beijing Olympics - Gold Medal)
- 2007 FIBA Americas Championship Team (Gold Medal)
- 2006 National Team Spring Training Team
- 2001 World University Games (Gold Medal)
- 1998 World Youth Games Team (Bronze Medal)

COACH LAWSON YEAR-BY-YEAR AT DUKE

Season	Overall	ACC	ACC Tournament	NCAA Tournament
2020-21	3-1*	0-1*	--	--
2021-22	17-13	7-11 (10th)	Second Round (1-1)	--
2022-23	26-7	14-4 (T-2nd)	ACC Semifinals (1-1)	NCAA Second Round (1-1)
2023-24	22-12	11-7	ACC Quarterfinals (1-1)	NCAA Regional Semifinal (2-1)
Totals	68-33 (.673)	32-23	3-3	3-1

* Remainder of season canceled due to COVID-19



Since 2017, Lawson has had several head coaching roles with USA Basketball while leading USA women's teams to seven total 3x3 gold medals. With Lawson on the sideline, the USA U18 women have won four straight titles (2021 Olympics, 2017 & 2019 FIBA 3x3 U18 World Cups and 2018 Youth Olympic Games), while the U18 men won gold at the 2019 FIBA 3x3 U18 World Cup. Additionally, Lawson helped guide both the USA 3x3 men's and women's teams to first-place finishes at the 2019 Pan American Games.

Lawson began her USA Basketball career as an athlete in 1998, winning the bronze medal at the World Youth Games in . During her decade-long tenure as a player, she captured gold medals at the 2008 Olympic Games, 2007 FIBA Americas Championship and the 2001 World University Games.

Additionally, Lawson was invited to play with the 2006 USA Basketball Women's National Team during their spring training and played five games with the 2003 WNBA Select Team that participated in the FIBA Women's World Cup.

PRIOR TO DUKE

In her lone season with the Celtics, Lawson helped Boston to a 43-21 overall record and a third-place standing in the Eastern Conference prior to the stoppage of the 2019-20 NBA season due to COVID-19.

Following an exceptional playing career, Lawson spent two years as the primary television analyst for the Washington Wizards and broadcasted games for ESPN Radio. In addition to her role covering the Wizards for NBC Sports Washington, Lawson served as a game and studio analyst for men's and women's college basketball and the NBA on ESPN. On January 12, 2007, she became the first female analyst for a nationally-televised NBA game. Lawson also served as a color commentator during the 2020 Olympics in Tokyo with NBC.

In 13 WNBA seasons, Lawson averaged 9.8 points, 2.6 rebounds, and 2.5 assists in 377 career games with the Sacramento Monarchs, Connecticut Sun and Washington Mystics from 2003 to 2015. Drafted No. 5 overall by the Detroit Shock in the 2003 WNBA Draft, Lawson surpassed 3,000 points, 800 rebounds and 700 assists during her WNBA career. She won a WNBA championship with the Monarchs in 2005 and was tapped a WNBA All-Star in 2007.

A four-time All-SEC selection and two-time All-America choice at Tennessee, Lawson played for the late Pat Summitt and led the Lady Vols to three NCAA Final Four appearances during her collegiate career. Lawson appeared in 143 games, making 137 starts, and helped Tennessee to a 126-17 overall and 54-2 mark in the SEC over her four seasons. Lawson guided the Lady Vols to four straight SEC regular season and tournament crowns, as well as 2000, 2002 and 2003 NCAA Final Four appearances.

Lawson currently ranks third all-time at Tennessee in three-point field goals made (256), second in three-point field goal percentage (.415) and also ranks third in career free throw percentage (.847). Lawson averaged 13.6 points and 4.3 rebounds per game while closing her career ranking sixth in career points with 1,950. Lawson also was stellar in the classroom and was a 2003 CoSIDA/Verizon First Team Academic All-America selection.

As a senior at West Springfield High School, Lawson was selected the 1999 Naismith High School Player of the Year while earning All-America accolades from USA Today, Parade and the WBCA. Additionally, she was the 1998 and 1999 Gatorade Player of the Year in Virginia and led her squad to two state championships.

Lawson graduated from Tennessee in 2003 with a degree in finance, and was one of seven recipients of the prestigious Torchbearer Award given by the university. Lawson is also a founding board member for the Boston Celtics United for Social Justice group.

WHAT THEY'RE SAYING ABOUT KARA LAWSON

"Kara has had significant involvement with USA Basketball throughout the years. She started as an athlete when at Tennessee, became an Olympic gold medalist, served as a committee member and a coach/advisor for many of our USA 3x3 National Teams. Her impact with us has been tremendous and I have no doubt she'll have the same success as the new women's basketball head coach at Duke."

Jim Tooley, USA Basketball CEO

"Coach K and Coach K. Hmm... I kinda like that. In all serious, I just want to say congratulations to you, Kara, on being named the new Duke Women's Head Basketball Coach. What a tremendous hire. Of course, I have to give applause to Kevin White for this decision. Kara, I've known you for a long time.



I've been a big fan of yours going way, way, way back to when you played high school basketball at West Springfield High School in Northern Virginia. Of course, I tried to recruit you to Duke back then, unsuccessfully I might add. But I'd like to think that I kinda laid the foundation for this all to happen now. So that's my story, and that's what I'm going with. All of us at Duke are so proud and so excited for the new Kara Lawson era to begin. And of course, with you on board, we are better, and we are so grateful to have you. Congrats and good luck this year. We will all be there to support you. I'm looking forward to seeing you out there leading these women and having great success. Go Duke!"

Grant Hill, Former Duke All-American & NBA All-Star



ASSOCIATE HEAD COACH

TIA JACKSON

7TH SEASON (2005-07; 2020-PRESENT) || IOWA '95

Tia Jackson rejoined the Duke women's basketball staff as an assistant coach in July of 2020. She was elevated to associate head coach on July 1, 2022.

Jackson is a coaching veteran with nearly three decades of experience, including four as a head coach. She makes Durham, N.C., home for a second time, having spent the 2005-06 and 2006-07 seasons at Duke as an assistant coach. During her first stint at Duke, the Blue Devils compiled 63 victories and made a trip to the 2006 NCAA championship game.

Currently in her second stint with Duke, Jackson has aided the Blue Devils to a 68-33 overall record and back-to-back NCAA Tournament appearances in 2022-23 and 2023-24 - the latter marking Duke's 18th trip to the NCAA Sweet 16.

One of the main architects of Duke's stout defense, the Blue Devils have boasted one of the nation's most elite defenses the past two seasons. The 2023-24 campaign saw the Blue Devils hold 33 of 34 opponents below their respective season scoring averages and lead the ACC in two categories - scoring defense and blocks. Duke also checked in at No. 2 in field goal percentage defense, rebounding defense and rebounding margin. Nationally, the Blue Devils' defense checked in at No. 4 nationally per HerHoopStats, while ranking sixth in the NCAA in rejections and in the top 30 in both field goal percentage defense and rebounding margin. In 2022-23, Duke ranked third in the NCAA in scoring defense (51.0) and 10th in field goal percentage defense (35.2). The team held each of its opponents below their season scoring average, including 17 to 50 points or less.

She helped coach Celeste Taylor to ACC Defensive Player of the Year honors - just the fifth Blue Devil to be bestowed the defensive crown, Naismith Women's Defensive Player of the Year Finalist honors and All-ACC First Team and All-Defensive Team accolades.

Jackson returned to Durham after serving as an assistant coach at Miami from 2015-20, aiding the Hurricanes to four NCAA Tournament appearances. This stretch for the Canes included an overall record of 109-53 and four straight 20-plus win seasons. The Hurricanes also advanced to the second round of the NCAA Tournament on their home court twice (2017 and 2019).

Additionally, two players under Jackson's tutelage - Adrienne Motely (2017) and Beatrice Mompremier (2020) - were drafted to the WNBA while five Hurricanes - Erykah Davenport, Emese Hof, Mompremier, Motley and Jessica Thomas - earned a total of six All-ACC accolades. Jackson also helped coach two others players in Mydea Gray and Kelsey Marshall to ACC All-Freshman Team distinction.

Following the 2010-11 season, Jackson joined the Rutgers coaching staff and helped guide the Scarlet Knights to a trio of postseason appearances, including two trips to the NCAA Tournament. In 2014-15, the team advanced to the second round for the first time since 2011. Jackson's first two years at Rutgers, the Scarlet Knights also signed the nation's third-ranked recruiting class.

Jackson was the head coach at Washington from 2007-11. While with the Huskies, she signed a number of talented recruiting classes, including the 2008 recruiting haul that was ranked No. 11 in the nation.

In her first two seasons at Duke, Jackson helped land the No. 2 recruiting class in 2006 and No. 2 class in 2007. The Blue Devils won 31 contests in 2006 and advanced to the NCAA National Championship game. The following season, Duke became just the 14th team in NCAA history to register an undefeated regular season (29-0) and finished the year as the No. 1 ranked team in the final Associated Press poll.

Jackson also coached three Blue Devil All-America selections in Alison Bales, Monique Currie and Lindsey Harding during her two seasons in Durham. Duke featured three WNBA Draft selections in 2006 - Currie (No. 3), Mistie Bass (No. 21) and Jessica Foley (No. 38) - along with two selections in 2007 - Harding (No. 1) and Bales (No. 9).

Prior to her two-year stint at Duke, Jackson spent five seasons at UCLA, where she was an assistant coach and recruiting coordinator from 2000-05. In her time with the Bruins, Jackson helped the program sign a pair of top-10 recruiting classes and ink four McDonald's and/or WBCA All-Americans. UCLA made the NCAA Tournament in 2004, its first appearance in four years.

After her three seasons at VCU, Jackson spent one year as an assistant coach at Stanford University, working under another Hall of Fame coach, Tara VanDerveer, at one of the nation's most tradition-rich programs. The Cardinal made the second round of the NCAA Tournament in Jackson's lone season in Palo Alto, Calif.

Following the 1996-97 season at VCU, Jackson spent the summer playing professionally in the WNBA in its inaugural season. She was the ninth overall pick in the draft and played in 28 games that season for the Phoenix Mercury. The Mercury won the Western Conference Championship under head coach Cheryl Miller. Jackson averaged 2.8 points and 2.1 rebounds, but was unable to continue her career due to injury.

Jackson began her coaching career as an assistant at Virginia Commonwealth University, just one year after graduating from college. She worked for the Rams from 1996-99.

Jackson played for Hall of Fame coach C. Vivian Stringer at the University of Iowa from 1990-1995. During her time as a Hawkeye, Jackson averaged 10.2 points, 4.4 rebounds and 1.5 steals per game and helped lead Iowa to four final top-25 rankings. In 1993, the two-time All-Big Ten Honorable Mention honoree helped lead the Hawkeyes to the Big Ten Regular Season title and NCAA Final Four, earning Midwest Regional All-Tournament Team honors in the process. She graduated from Iowa in 1995 with a Bachelor of Arts degree in media studies and film, emphasizing in television production and editing.

Originally from Salisbury, Md., Jackson scored 3,108 points in her career at Mardela Springs High School.

THE JACKSON FILE	
Birthday	April 21
High School	Mardella Springs High School
College Career	Iowa, 1990-1995
College Degree	B.A., Media Studies & Film, Iowa, 1995
College Highlights	Two-time All-Big Ten HM (1993, 1995) 1993 NCAA Final Four 1993 Midwest Regional All-Tournament Team
Coaching Career	Assistant Coach - VCU (1996-99) Assistant Coach - Stanford (1999-00) Assistant Coach - UCLA, (2000-05) Assistant Coach - Duke (2005-07) Head Coach - Washington (2007-11) Assistant Coach - Rutgers (2011-15) Assistant Coach - Miami (FL) (2015-20) Assistant Coach - Duke (2020-22) Associate Head Coach - Duke (2022-Present)





ASSISTANT COACH

KYRA ELZY

1ST SEASON (2024-PRESENT) || TENNESSEE '99

Kyra Elzy was hired to the Duke women's basketball staff in the summer of 2024 and serves as an assistant coach with the Blue Devils.

Regarded as one of the country's elite recruiters and player development coaches, Elzy has helped sign nine top-20 recruiting classes, including four top-10 classes, since 2007 and helped develop some of the best talent in the SEC over the last decade.

Elzy comes to Duke after previously serving as the head coach at the University of Kentucky from 2020-24. Overall, she spent 12 seasons on the UK sidelines, serving as an assistant coach and an associate head coach for the Wildcats (2008-12, 2016-20), before being named the eighth head coach in program history in 2020.

In her first two seasons at the helm in 2020-21 and 2021-22, Elzy became the first head coach in program history to lead Kentucky to back-to-back NCAA Tournaments in their first couple of seasons. The 2021 Women's Basketball Coaches Association (WBCA) Spalding Maggie Dixon Division I NCAA Rookie Coach of the Year also led Kentucky to the 2022 SEC Tournament title, its second in program history and first since 1982, when it defeated No. 1 South Carolina, 64-62.

During her tenure with the program (2008-12, 2016-2024), Elzy helped Kentucky to seven NCAA Tournaments, two Elite Eight appearances, six 20-win seasons - 28 wins in 2010 and 2012 - and 218 total wins, including 95 league games and 33 victories over ranked opponents. Additionally, she helped produce the program's first No. 1 WNBA Draft pick in Rhyne Howard (2022).

Elzy coached five WNBA Draft selections (Evelyn Akhator, Victoria Dunlap, Makayla Epps, Rhyne Howard, A'dia Mathies), three SEC Players of the Year (Victoria Dunlap, A'dia Mathies, Rhyne Howard), three SEC Freshmen of the Year (A'dia Mathies, Brianna Goss, Rhyne Howard), one SEC Defensive Player of the Year (Victoria Dunlap), two SEC 6th Women of the Year (Keyla Snowden, Chasity Patterson), two SEC Scholar-Athletes of the Year (Alyssa Rice, Maci Morris) while her players earned 44 All-SEC honors overall.

In-between her two stints at Kentucky, Elzy spent four years (2012-16) as an assistant coach and associate head coach at her alma mater Tennessee. With the Lady Vols, she helped the team post a 108-34 overall mark, win two SEC regular-season titles and one SEC tournament title and advance to three NCAA Elite Eights.

Elzy had three WNBA Draft selections at Tennessee with Diamond DeShields going third overall and Mercedes Russell going 22nd overall in 2018. Under Elzy's tutelage, Tennessee's Meighan Simmons went 26th overall in the WNBA Draft and was tabbed the SEC Player of the Year in 2014.

Elzy started her coaching career as an administrative assistant at Virginia Tech from 2001-02 before she was the recruiting coordinator and assistant coach at WKU from 2002-04. Her last stop before going to Lexington in 2008 was a successful stint at Kansas from 2004-08.

A native of Oldham County, Kentucky, Elzy totaled over 3,000 points, 1,700 rebounds, 449 assists and 516 steals during her career at Oldham County High School. She was a two-time Parade Magazine and Street & Smith All-American and led the team to a pair of Kentucky High School Athletic Association (KHSAA) Regional Championships. After graduation, Elzy continued her basketball career at Tennessee under legendary head coach Pat Summitt.

A four-year letterwinner and the 1997 Holly Warlick Defensive Player of the Year, Elzy was a member of two national championship teams in 1997 and 1998 and a national runner-up squad in 2000. She won four SEC regular-season championships and three SEC Tournament titles at Tennessee. Elzy was just the fifth freshman in Tennessee history to start her first game as a Lady Vol.

Elzy owns two degrees from Tennessee, earning a bachelor's degree in psychology in 1999 then a master's degree in cultural studies and education with an emphasis in sports psychology in 2001. She was the first Tennessee player to earn a master's degree while still playing.

Elzy married Dexter Lander - also a Kentucky native - in August 2012 and the couple has one son, Jackson. Elzy was inducted into the Kentucky Sports Hall of Fame in 2016 and the Kentucky Basketball Hall of Fame in 2017.

THE ELZY FILE

Birthday	August 17
High School	Oldham County High School
College Career	Tennessee, 1996-01
College Degree	B.A., Psychology, Tennessee, 1999 M.S., Cultural Studies & Education, Tennessee, 2001
College Highlights	1997 Holly Warlick Defensive POTY Two-time National Champion (1997, 1998) Three NCAA Final Fours (1997, 1998, 2000) Seven-time SEC Champion (4 RS, 3 Tournament)
Coaching Career	Assistant Coach - Western Kentucky (2002-04) Assistant Coach - Kansas (2004-08) Assistant Coach - Kentucky (2008-10) Associate Head Coach - Kentucky (2010-12) Assistant Coach - Tennessee (2012-15) Associate Head Coach - Tennessee (2015-16) Associate Head Coach - Kentucky (2016-20) Head Coach - Kentucky (2020-24) Assistant Coach - Duke (2024-Present)





ASSISTANT COACH KAREN LANGE

3RD SEASON (2022-PRESENT) || IOWA '96

Karen Lange joined the Duke women's basketball staff in April of 2022 and serves as an assistant coach with the Blue Devils.

In two seasons with the Blue Devils, Lange has helped Duke compile a 48-19 record and make two NCAA Tournament appearances, including the program's 18th Regional Semifinal in 2023-24. She has also been instrumental in helping orchestrate Duke's stout defense the past two years.

The 2023-24 campaign saw the Blue Devils hold 33 of 34 opponents below their respective season scoring averages and lead the ACC in two categories - scoring defense and blocks. Duke also checked in at No. 2 in field goal percentage defense, rebounding defense and rebounding margin. Nationally, the Blue Devils' defense checked in at No. 4 nationally per HerHoopStats, while ranking sixth in the NCAA in rejections and in the top 30 in both field goal percentage defense and rebounding margin. In 2022-23, Duke ranked third in the NCAA in scoring defense (51.0) and 10th in field goal percentage defense (35.2). The team held each of its opponents below their season scoring average, including 17 to 50 points or less.

She has helped coach three players to All-ACC honors, most recently Oluchi Okanwanwa (2024 ACC Sixth Player of the Year, All-ACC Freshman Team) and Reigan Richardson (All-ACC Second Team). In 2022-23, Lange helped Celeste Taylor capture ACC Defensive Player of the Year, All-ACC First Team and All-Defensive Team accolades and be named a Naismith Women's Defensive Player of the Year Finalist.

Prior to joining the Duke staff, Lange spent seven seasons at the University of Georgia as associate head coach, where she helped lead the Bulldogs to 140 victories, a .651 winning percentage and 64 wins in SEC play. Lange and the Georgia squad advanced to four NCAA Tournaments, earning top-four seeds in 2018 and 2021.

Lange played a crucial role in developing Georgia's guards during her tenure - a group that finished near the top of the SEC in assists and among the league's best in assist-to-turnover ratio in each of her years. She helped lead the Bulldogs to a second-place ledger in the 2017-18 SEC standings and a spot in the 2021 SEC Tournament finals.

Prior to her arrival at Georgia, Lange spent four seasons at Charlotte, including two years as associate head coach (2013-15), where she helped lead the 49ers to the 2013 WNIT Round of 16. In addition, she served as an assistant coach at Virginia Tech for seven seasons from 1997-2004 and at Kansas for six seasons from 2004-10, helping guide the Hokies to the program's first NCAA Sweet 16 in 1999, and the Jayhawks to a runner-up finish in the 2009 WNIT. Lange was head coach at MidAmerica Nazarene University in Olathe, Kansas, during the 2010-11 campaign.

Lange has enjoyed stellar success recruiting and developing perimeter players throughout her coaching tenure. She brought consensus high school All-Americans such as Dawn Chriss and Angel Goodrich to Virginia Tech and Kansas, respectively. Such talent continued to blossom under Lange's tutelage. Her work with guards has produced three All-Americans (Lisa Witherspoon at Virginia Tech and Goodrich and Danielle McCray at Kansas), one freshman All-American (Carrie Mason at Virginia Tech), five conference end-of-season award winners, 21 all-conference honorees and three future WNBA players (Kerri Gardin at Virginia Tech and Goodrich and McCray at Kansas).

Lange was a standout point guard at Iowa from 1992-96 as the former Karen Clayton. She was a teammate of current Duke associate head coach Tia Jackson during their collegiate days with the Hawkeyes, which included a trip to the program's first NCAA Final Four in 1993. Lange was a member of Iowa teams that reached three NCAA Tournaments, following the 1993 Final Four appearance with trips to the 1994 second round and 1996 NCAA Sweet 16. She also helped Iowa capture Big Ten Regular Season Championships in 1993 and 1996. She graduated from Iowa with honors in 1996, receiving her bachelor's degree in exercise science.

She and her husband Cory have two children -- daughter, Ashlyn and son, Ty.

THE LANGE FILE

Birthday	September 10
High School	Broughton High School
College Career	Iowa, 1992-1996
College Degree	B.S., Exercise Science, Iowa, 1996
College Highlights	Two-time Big Ten Champion (1993, 1996) 1993 NCAA Final Four
Coaching Career	Assistant Coach - Virginia Tech (1997-04) Assistant Coach - Kansas (2004-10) Head Coach - MidAmerica Nazarene (2010-11) Assistant Coach - Charlotte (2011-13) Associate Head Coach - Charlotte (2013-15) Associate Head Coach - Georgia (2015-2022) Assistant Coach - Duke (2022-Present)





ASSISTANT COACH
KAREN MIDDLETON
 2ND SEASON (2023-PRESENT) || SOUTH CAROLINA '91

Karen Middleton was hired to the Duke women's basketball staff in May of 2023 and serves as an assistant coach with the Blue Devils.

In her first season at Duke, Middleton helped lead the Blue Devils to a 22-12 overall record and the program's 18th NCAA Sweet 16 appearance. Additionally, under her guidance, she helped Oluchi Okananwa earn 2024 ACC Sixth Player of the Year honors and a place on the All-ACC Freshman Team.

Middleton, a 30-plus-year coaching veteran with 13 years of head coaching experience, came to Duke after serving as head coach of the UW-La Crosse women's basketball team from 2016-2023. During her seven-year tenure with the Eagles, Middleton compiled a 111-58 record (.657), coached 18 players to All-WIAC honors while leading the squad to an at-large bid to the 2020 NCAA Division III Tournament.

A native of Jefferson, S.C., Middleton served as associate head coach at Cal State Fullerton University in 2015-16, overseeing the day-to-day aspects of the women's basketball program for the Titans.

THE MIDDLETON FILE

Birthdate	June 10
High School	McBee High School
College Career	South Carolina, 1987-91
College Degree	B.A., Elementary Education, South Carolina, 1991
College Highlights	Scored over 1,700 career points Set single-season three-point record (115) All-Metro Conference Team Team Captain
Coaching Career	Assistant Coach - South Carolina (1991-94) Assistant Coach - Eastern Washington (1994-97) Assistant Coach - Stanford (1997-2007) Assistant Coach - Illinois (2007-09) Head Coach - Western Carolina (2009-15) Associate Head Coach - CS Fullerton (2015-16) Head Coach - UW La Crosse (2016-2023) Assistant Coach - Duke (2023-Present)

Prior to working at Cal State Fullerton, Middleton was the head women's basketball coach at Western Carolina University for six years from 2009-15. Under Middleton's tutelage, three Catamounts earned SoCon All-Freshman Team honors while three players earned all-conference accolades, including a pair of first-team choices. Western Carolina garnered Women's Basketball Coaches Association (WBCA) Academic National Top-25 finishes twice, including 13th in 2011-12 and 14th in 2012-13.

Middleton spent two years as an assistant coach at the University of Illinois from 2007-09, helping lead the Illini to a WNIT appearance in 2007-08. She was instrumental in helping Illinois sign the No. 3 recruiting class in the country, while also working closely with two-time All-Big Ten First Team selection Jenna Smith.

Before coaching at Illinois, Middleton served as an assistant coach at Stanford University from 1997-2007 under head coach Tara VanDerveer. The Cardinal won eight Pac-10 conference titles and earned 10 consecutive NCAA Tournament appearances during her time at Stanford, including four Sweet Sixteens and three Elite Eights. Middleton also coached three Kodak All-Americans and two Pac-10 Players of the Year.

Prior to arriving at Stanford, Middleton was an assistant coach at Eastern Washington from 1994-97. She started her coaching career at her alma mater, South Carolina, as a volunteer assistant during the 1991-92 season, before being elevated to assistant coach - a role she served in from 1992-94. A member of the WBCA, Middleton was on the USA Basketball Olympic Festival Trials Staff in 1993 and the USA Basketball National Team Training Camp Staff in 1994.



Middleton played for the Gamecocks for four years, scoring over 1,700 career points and setting a single-season school record with 115 three-point field goals made. She was a team captain and most valuable player and earned All-Metro Conference honors.

She holds two degrees from the University of South Carolina, graduating cum laude in 1991 with a Bachelor of Arts in elementary education before earning her Interdisciplinary Master of Arts in physical education in 1993.



ASSISTANT COACH PIERRE MILLER

2ND SEASON (2023-PRESENT) || PRESBYTERIAN '03

Pierre Miller joined the Duke women's basketball staff in May of 2023 as the director of player development before being elevated to an assistant coach on July 1.

In his first season at Duke, Miller helped lead the Blue Devils to a 22-12 overall record and the program's 18th NCAA Sweet 16 appearance. Under his tutelage, he helped Oluchi Okananwa capture 2024 ACC Sixth Player of the Year honors and a spot on the All-ACC Freshman Team.

Miller joined the Blue Devil family after serving as an assistant coach at Louisiana Tech during the 2022-23 season, where he assisted with all aspects of the program, primarily with perimeter players and guards. In his lone year with the Lady Techsters, Miller helped guide the team to 19 wins, 12 in Conference USA, and an at-large selection to the WNIT. The 12 conference wins marked the most for the program since 2016.

Additionally, Miller worked on the defensive side of the ball and helped guide the LA Tech defense, which ranked No. 2 in C-USA in points allowed per game (61.2) and opponent field goal percentage (.387), while checking in third in opponent three-point percentage (.298).

Miller coached the team's point guards and developed Salma Bates and Silvia Nativi into the best statistical point guard combo in the conference. Bates (No. 4) and Nativi (No. 9) were the only two teammates to rank inside the top-10 in C-USA in assists and assists per game. Nativi also ranked among the best guards in the country during the season in assist-to-turnover ratio, reaching as high as No. 2 in the NCAA.

Prior to his time at La Tech, Miller served a six-year stint on staff with Campbell women's basketball, working as an assistant coach for five seasons before being promoted to associate head coach ahead of the 2021-22 campaign. During his time with the Camels, Miller helped the team compile a 119-61 record (.661), win a pair of Big South regular season titles (2019-20, 2021-22) and make postseason appearances in the WBI (2018-19) and WNIT (2021-22).

The Camels were also one of just five Division I programs to rank top-10 nationally in scoring defense in five of the past six seasons, including the top-ranked defense in 2017. Miller worked closely with 16 All-Big South Conference players, including 2017 Defensive Player of the Year MaKala Rouse.

Before Campbell, Miller spent three seasons (2013-2016) as an assistant coach for his alma mater Presbyterian. He assisted with all elements of the program, including recruiting, scouting, and monitoring student-athlete progress rates. During his time with the Blue Hose, Miller helped mentor four all-conference selections, including 2015 Big South Freshman of the Year Desean Murray.

Prior to joining the coaching ranks, Miller was a standout guard for the Blue Hose from 2007-2012. A 2012 graduate in sociology with an athletic coaching minor, Miller finished his career just shy of 1,000 points while totaling more than 300 assists. He owned numerous records in the Presbyterian record book at the time of his graduation, including program-bests in assists (328) and games played (119), while also ranking third with 207 made three-pointers.

Miller is married to the former Maurissa Strickland, and the couple has three children - Julia, Noah, and Lilah.

THE MILLER FILE

Birthdate	March 28
High School	Warner Robbins HS
College Career	Presbyterian, 2007-12
College Degree	B.S. Sociology, Presbyterian, 2012
College Highlights	Graduated No. 1 in assists (328) & games played (119) Scored just under 1,000 points and tallied 300+ assists
Coaching Career	Assistant Coach - Presbyterian (2013-2016) Assistant Coach - Campbell (2016-2021) Associate Head Coach - Campbell (2021-22) Assistant Coach - Louisiana Tech (2022-23) Assistant Coach/Dir. of Player Development - Duke (2023-Present)



Athletic Administration



NINA KING
Vice President &
Director of Athletics



BOB WEISEMAN
Deputy Director of Athletics
Operations & Capital Projects



HEATHER RYAN
Deputy Director of Athletics
Student-Athlete Experience/SWA

Team Administration & Operations



ALI HOESLY
Executive Assistant to the Head Coach



KATE SENGER
Director of Basketball Operations



SELENA CASTILLO
Director of External Affairs



KENNY WOLFE
Director of Recruiting

Creative Content



KIAIRA COOPER
Creative Director



CALVIN KOO
Creative Content Producer



CODY STRATTON
Video Coordinator



TANNER BROWN
Player Development & Video Assistant

Video & Scouting

Sports Medicine & Performance



JUSTIN ROACH
Director of
Sports Performance



CATHERINE LASS
Associate Athletic Trainer



JORDAN BUSSE
Physical Therapist &
Assistant Athletic Trainer



JEFF BYTOWSKI
Team Physician



ALISON TOTH
Team Orthopaedic Surgeon



BLAIR DOAK
Assistant Sports
Performance Coach



AMY HENDRY
Integrative Recovery & Performance
Specialist

External Operations



JALEN MANNING
Assistant Director of Communications



JACK 'BULL' SLAVIN
Associate Director of Marketing



ELINOR HURT
Assistant Director of Athletics
Ticket Operations



ASHLEY WOLFE
Executive Director of Creative Services

Facilities & Game Operations



ALLI SLATER
Director of Game Operations &
Championships



JESSICA BEAVERS
Senior Associate Director of Game
Operations, Championships & Events

Iron Dukes



MISSY DAFFRON
Assistant Director
Iron Dukes/Major Gifts



MACKENZIE DRAINE
Varsity Club Coordinator

Ticket Operations



COL ERLANDSON
Senior Director of Ticket Sales &
Service



DALLAS GUILL
Assistant Director of Ticket Operations

Photography



REAGAN LUNN
Executive Director of Athletics
Photography



NAT LEDONNE
Director of Athletics Photography

Compliance



MEEGHAN FORD
Assistant Director of
Athletics/Compliance

Equipment



KYRA WEBB
Assistant Equipment
Manager

Nutrition



ZACH KERKOW-PROVO
Director of Basketball Nutrition

Academics



JACQUELINE DAVIS
Associate Director of Academic
Services

Blue Devil Sports Network



CHRIS EDWARDS
Duke Women's Basketball
Radio Play-by-Play




2023-24

IN REVIEW

2023-24 HIGHLIGHTS

Second Consecutive 20-Win Season
26th NCAA Tournament Appearance
18th NCAA Sweet 16

- » The 49th season of Duke women's basketball was an exciting one with the team posting its second straight 20-win campaign. The Blue Devils notched five victories over ranked opponents en route to finishing the year with a 22-12 overall mark and a final *Associated Press* (AP) poll ranking of No. 17. The battle-tested group concluded the season with its Strength of Schedule (SOS) checking in at No. 3 nationally.
- » Duke entered the NCAA Tournament as an at-large selection and earned the No. 7-seed in the Portland 3 Region. After dispatching Richmond in the opening round, the Blue Devils rallied from an early 16-point deficit to punch their ticket to the Sweet 16, taking down host Ohio State in a thrilling, 75-63, victory.
- » Junior Reigan Richardson led the way for the Blue Devils in both games, erupting for 25 points against the Spiders before matching her career high with 28 points versus the Buckeyes.
- » Richardson's 28 points tied for the seventh-most in program history against a top-10 ranked opponent and tied former Duke great Alana Beard for eighth all-time on the Blue Devil NCAA Tournament individual single-game scoring list. She was the first Duke player since Beard to have back-to-back NCAA Tournament games with 25-plus points.
- » Duke featured one of the youngest rosters in the country with eight of its 11 players underclassmen. In ACC play, Duke led the league in average total team freshmen minutes played, with the Blue Devils' rookie quintet averaging 61.8 minutes per contest (of a possible 200 minutes).
- » Compared to the average total number of minutes logged between freshmen and sophomores by the rest of the league, Duke checked in at No. 2 in that metric with an average of 132.9 minutes, trailing only Georgia Tech (137.3 minutes).
- » Duke also ranked third in the league in percentage of scoring by freshmen (30.7 %) and second in percentage of scoring by freshmen and sophomores combined (64.1 %). The only schools with better production than the Blue Devils in those respective metrics were Virginia -- 37.0 percent and Notre Dame -- 31.1 percent (freshmen only), and Georgia Tech -- 78.0 percent (freshmen + sophomores).
- » With a priority on defense and rebounding, Duke held 33 of 34 opponents below their respective season scoring averages and led the ACC in two categories - scoring defense and blocks. Duke also checked in at No. 2 in field goal percentage defense, rebounding defense and rebounding margin.
- » Nationally, the Blue Devils' defense checked in at No. 4 per HerHoopStats, while ranking sixth in the NCAA in rejections and in the top 30 in both field goal percentage defense and rebounding margin.
- » Two players earned All-ACC honors for Duke as Richardson and freshman Oluchi Okanwa were recognized for their performance and efforts during the season. Richardson secured a spot on the All-ACC Second Team while Okanwa was tapped ACC Sixth Player of the Year and received a nod to the All-ACC Freshman Team.
- » Richardson started all 34 games for Duke and averaged a team-best 12.4 points, along with 2.5 rebounds and 1.6 assists per game. She scored in double figures 20 times during the season, including seven contests with 20-plus points.
- » A sparkplug off the Blue Devil bench, Okanwa injected a jolt of energy every time she stepped onto the floor. In 21.5 minutes per game, the Boston, Mass., product led Duke on the glass with 6.1 rebounds per game and finished third on the team in scoring at 9.7. She reached double figures in 16 games and tallied three double-doubles on the year.
- » Duke signed the nation's seventh-ranked recruiting class per espnW, with the haul comprised of three players in Toby Fournier (No. 10), Arianna Roberson (No. 17) and Jenessa Cotton (No. 80).



SCHEDULE & RESULTS

2023-24 Results

Overall Record: 22-12 (Home: 14-3; Road: 6-7; Neutral: 1-1) | ACC Record: 11-7 (Home: 8-1; Road: 3-6)

Date	Opponent	Result	Score	High Points	High Rebounds
Nov. 6	vs. Richmond	W	83-53	Richardson - 28	Okananwa - 12
Nov. 9	vs. Coastal Carolina	W	88-42	Jackson - 25	Emsbo/Donovan - 7
Nov. 14	at Columbia	W	66-62	Mair - 18	Donovan - 7
Nov. 16	vs. Davidson	L	62-69	Okananwa - 15	Okananwa - 9
Nov. 19	at Stanford	L	79-82 (OT)	Jackson - 22	Okananwa - 9
Nov. 26	N.C. Central	W	93-45	Richardson - 22	Thomas - 13
Nov. 30	at Georgia	W	72-65 (OT)	Jackson - 18	Mair - 5
Dec. 3	South Carolina	L	61-77	Richardson - 17	Donovan - 6
Dec. 7	at Clemson*	L	64-80	Mair - 19	Okananwa - 5
Dec. 10	vs. Florida Gulf Coast	W	82-63	Mair - 24	Thomas - 7
Dec. 20	vs. Toledo	W	70-45	Brown - 17	Donovan - 10
Dec. 28	vs. Coppin State	W	68-34	Okananwa - 13	Donovan/Okananwa - 8
Dec. 31	vs. Boston College*	W	80-75	Mair - 21	Three tied - 6
Jan. 4	at Louisville*	L	44-61	Okananwa - 14	Brown - 10
Jan. 7	at Virginia*	W	60-56	Richardson - 18	Brown - 8
Jan. 14	vs. Georgia Tech*	W	84-46	Okananwa - 21	Okananwa - 9
Jan. 18	vs. Virginia Tech*	W	63-46	Richardson - 22	Brown - 10
Jan. 21	at NC State*	L	57-72	Brown - 14	Donovan - 8
Jan. 25	vs. Florida State*	W	88-46	Mair - 18	Okananwa - 13
Jan. 28	at Miami*	L	58-64	Okananwa - 13	Brown/Jackson - 6
Feb. 1	at Pittsburgh*	W	69-38	Richardson - 17	Brown - 7
Feb. 8	vs. Wake Forest*	W	69-46	Mair - 17	Donovan - 10
Feb. 11	vs. North Carolina*	W	68-60 (OT)	Thomas - 19	Thomas - 7
Feb. 15	at Virginia Tech*	L	56-61	Jackson - 18	Okananwa - 11
Feb. 19	vs. Notre Dame*	L	62-70	Richardson - 23	Donovan - 8
Feb. 22	at Syracuse*	W	58-45	Brown - 12	Donovan - 15
Feb. 25	vs. NC State*	W	69-58	Mair - 20	Mair - 7
Feb. 29	vs. Virginia*	W	73-54	Richardson - 24	Brown/Donovan - 8
Mar. 3	at North Carolina*	L	59-63	Jackson - 17	Brown/Donovan - 8
Mar. 7	vs. Georgia Tech	W	70-58	Okananwa - 15	Brown/Donovan - 8
Mar. 8	vs. NC State	L	51-54	Okananwa - 12	Okananwa - 11
Mar. 22	vs. Richmond	W	72-61	Richardson - 25	Donovan/Okananwa - 8
Mar. 24	at Ohio State	W	75-63	Richardson - 28	Thomas - 8
Mar. 30	vs. Connecticut	L	45-53	Okananwa - 15	Brown - 10

2023-24 ATTENDANCE BREAKDOWN

Site	Games	Total	Average
Home	17	43,988	2,588
Away	13	59,317	4,563
Neutral	14	32,931	8,233
Totals	34	136,236	4,007

RECORD BY STARTING LINEUP

Brown, Donovan, Jackson, Mair, Richardson	>21-10
Brown, Emsbo, Jackson, Mair, Richardson	0-2
Brown, Donovan, Koabel, Mair, Richardson	1-0

> Last game starting 5

SEASON & CAREER TOTALS

	2023-24	Career
DOUBLE-FIGURE SCORING GAMES		
Reigan Richardson	20	39
Ashlon Jackson	15	17
Oluchi Okananwa	16	16
Kennedy Brown	14	34
Taina Mair	14	33
Jady Donovan	8	8
Delaney Thomas	5	5
Camilla Emsbo	4	62
Emma Koabel	2	2

5+ REBOUND GAMES

Oluchi Okananwa	25	25
Kennedy Brown	22	78
Jady Donovan	22	22
Taina Mair	9	24
Camilla Emsbo	6	81
Delaney Thomas	6	6
Ashlon Jackson	4	4
Reigan Richardson	4	7
Jordan Wood	1	1

10+ REBOUND GAMES

Oluchi Okananwa	4	4
Jady Donovan	3	3
Kennedy Brown	2	12
Delaney Thomas	1	1

3+ ASSIST GAMES

Taina Mair	24	53
Ashlon Jackson	14	18
Jady Donovan	8	8
Kennedy Brown	7	23
Oluchi Okananwa	7	7
Reigan Richardson	6	15
Emma Koabel	3	3
Camilla Emsbo	1	1
Delaney Thomas	1	1

SCORING LEADERS*

Reigan Richardson	10	12
Oluchi Okananwa	8	8
Taina Mair	7	7
Ashlon Jackson	5	6
Kennedy Brown	3	3
Delaney Thomas	1	1

REBOUNDING LEADERS*

Jady Donovan	13	13
Oluchi Okananwa	12	12
Kennedy Brown	10	15
Delaney Thomas	4	4
Taina Mair	2	2
Camilla Emsbo	1	1
Ashlon Jackson	1	1

*at Duke

WIN-LOSS STATS | 2023-24

	Wins	Losses
Points per game	73.6	58.2
Opponent points per game	52.8	67.2
Field goal pct.	.482	.374
Opponent field goal pct.	.332	.442
3FG percentage	.338	.284
Opponent 3FG pct.	.276	.388
Free throw pct.	.782	.727
Rebounds per game	40.2	34.8
Rebound margin	+10.2	+0.1
Assists per game	16.3	11.2
Turnovers per game	16.8	17.6
Turnover margin	+1.0	-2.2
Steals per game	8.5	8.2
Blocks per game	6.1	5.0

2023-24 OVERALL STATISTICS | 22-12

No.	Player				Total		3-Point		F-Throw		Rebounds											
		GP-GS	MIN	AVG	FG-FGA	FG%	3FG-3FGA	3FG%	FT-FTA	FT%	OFF	DEF	TOT	AVG	PF	DQ	A	TO	BLK	STL	PTS	AVG
24	RICHARDSON, Reigan	34-34	989:27	29.1	165-377	.438	32-106	.302	58-70	.829	22	62	84	2.5	75	1	54	86	15	34	420	12.4
22	MAIR, Taina	34-34	1059:23	31.2	126-336	.375	39-137	.285	42-48	.875	21	109	130	3.8	68	0	123	87	6	50	333	9.8
5	OKANANWA, Oluchi	34-0	729:54	21.5	117-245	.478	31-89	.348	66-87	.759	79	130	209	6.1	87	0	51	83	9	45	331	9.7
3	JACKSON, Ashlon	33-33	956:48	29.0	99-258	.384	55-152	.362	50-64	.781	9	72	81	2.5	46	0	86	68	9	30	303	9.2
42	BROWN, Kennedy	34-34	833:52	24.5	108-228	.474	6-26	.231	56-64	.875	67	125	192	5.6	99	4	52	65	44	25	278	8.2
4	DONOVAN, Jadyn	34-32	752:51	22.1	100-182	.549	0-0	.000	13-33	.394	65	129	194	5.7	87	1	59	85	40	47	213	6.3
12	THOMAS, Delaney	33-0	549:10	16.6	62-112	.554	5-13	.385	35-50	.700	39	75	114	3.5	51	0	15	28	13	12	164	5.0
21	EMSBO, Camilla	34-2	512:21	15.1	58-120	.483	0-2	.000	33-43	.767	39	61	100	2.9	48	1	21	42	46	15	149	4.4
15	KOABEL, Emma	34-1	412:21	12.1	38-106	.358	23-72	.319	4-7	.571	8	31	39	1.1	32	0	23	21	9	23	103	3.0
13	WOOD, Jordan	14-0	66:22	4.7	6-18	.333	2-11	.182	5-6	.833	5	10	15	1.1	6	0	3	4	3	4	19	1.4
7	BATTISTON, Louann	5-0	12:26	2.5	0-2	.000	0-0	.000	3-4	.750	0	1	1	0.2	2	0	6	2	0	1	3	0.6
Team											65	78	143							10		
Total		34	6875		879-1984	.443	193-608	.317	365-476	.767	419	883	1302	38.3	601	7	493	581	194	286	2318	68.2
Opponents		34	6875		700-1894	.370	167-528	.316	400-580	.690	368	708	1076	31.6	516	15	331	576	98	281	1967	57.9

2023-24 ACC STATISTICS | 11-7

No.	Player				Total		3-Point		F-Throw		Rebounds											
		GP-GS	MIN	AVG	FG-FGA	FG%	3FG-3FGA	3FG%	FT-FTA	FT%	OFF	DEF	TOT	AVG	PF	DQ	A	TO	BLK	STL	PTS	AVG
24	RICHARDSON, Reigan	18-18	527:49	29.3	87-187	.465	14-59	.237	29-36	.806	13	30	43	2.4	44	1	28	47	7	19	217	12.1
22	MAIR, Taina	18-18	564:35	31.4	73-183	.399	28-83	.337	21-24	.875	11	53	64	3.6	36	0	62	47	3	23	195	10.8
5	OKANANWA, Oluchi	18-0	393:13	21.8	58-123	.472	17-49	.347	26-36	.722	33	71	104	5.8	50	0	24	46	3	20	159	8.8
42	BROWN, Kennedy	18-18	465:34	25.9	57-119	.479	3-15	.200	33-35	.943	33	74	107	5.9	51	2	29	37	29	13	150	8.3
3	JACKSON, Ashlon	18-18	507:41	28.2	47-131	.359	28-82	.341	24-33	.727	6	37	43	2.4	20	0	49	42	5	15	146	8.1
4	DONOVAN, Jadyn	18-18	412:39	22.9	54-93	.581	0-0	.000	6-17	.353	33	74	107	5.9	43	0	36	44	13	24	114	6.3
12	THOMAS, Delaney	18-0	281:47	15.7	29-57	.509	2-5	.400	23-35	.657	21	32	53	2.9	28	0	7	14	3	2	83	4.6
21	EMSBO, Camilla	18-0	241:03	13.4	22-52	.423	0-2	.000	13-16	.813	14	26	40	2.2	23	0	10	21	26	11	57	3.2
15	KOABEL, Emma	18-0	205:35	11.4	21-60	.350	11-41	.268	1-2	.500	6	15	21	1.2	14	0	8	9	4	10	54	3.0
7	BATTISTON, Louann	5-0	12:26	2.5	0-2	.000	0-0	.000	3-4	.750	0	1	1	0.2	2	0	6	2	0	1	3	0.6
13	WOOD, Jordan	6-0	12:38	2.1	1-1	1.000	1-1	1.000	0-0	.000	2	2	4	0.7	2	0	1	2	0	0	3	0.5
Team											29	49	78							4		
Total		18	3625		449-1008	.445	104-337	.309	179-238	.752	201	464	665	36.9	313	3	260	315	93	138	1181	65.6
Opponents		18	3625		362-990	.366	89-273	.326	228-308	.740	190	369	559	31.1	277	6	166	291	50	158	1041	57.8

SUPERLATIVE STATS

2023-24 TEAM SUPERLATIVES

		DUKE	OPPONENT
Total Points	High	93 vs. N.C. Central (11-26-23)	82 by Stanford (11-19-23)
	Low	44 at Louisville (1-4-24)	34 by Coppin State (12-28-23)
FG Made	High	35 vs. Florida State (1-25-24)	28 by Clemson (12-7-23)
	Low	18 (2x), last vs. Connecticut (3-30-24)	14 (3x), last at Syracuse (2-22-24)
FG Attempted	High	74 at Stanford (11-19-23)	76 by Florida State (1-25-24)
	Low	45 at Ohio State (3-24-24)	42 vs. Wake Forest (2-8-24)
FG Percentage	High	.638 (30-47) vs. Boston College (12-31-23)	.509 (28-55) by Clemson (12-7-23)
	Low	.290 (18-62) vs. NC State (3-8-24)	.224 (17-76) by Florida State (1-25-24)
3-Pt. FG Made	High	14 vs. Coastal Carolina (11-9-23)	11 by Clemson (12-7-23)
	Low	1 (2x), last vs. NC State (3-8-24)	1 (2x), last at Ohio State (3-24-24)
3-Pt. FG Att.	High	33 vs. Coastal Carolina (11-9-23)	26 by Richmond (11-6-23)
	Low	7 vs. Toledo (12-20-23)	8 by Louisville (1-4-24)
3-Pt. FG Pct.	High	.591 (13-22) vs. Georgia Tech (1-14-24)	.692 (9-13) vs. Wake Forest (2-8-24)
	Low	.077 (1-13) vs. NC State (3-8-24)	.083 (1-12) by Virginia (2-29-24)
FT Made	High	24 at Ohio State (3-24-24)	23 by Stanford (11-19-23)
	Low	2 vs. South Carolina (12-3-23)	2 by Coppin State (12-28-23)
FT Attempted	High	29 at Ohio State (3-24-24)	28 by Stanford (11-19-23)
	Low	2 vs. South Carolina (12-3-23)	4 by Richmond (3-22-24)
FT Percentage	High	1.000 (9-9) vs. Richmond (3-22-24)	.882 (15-17) by NC State (2-25-24)
	Low	.444 (4-9) at Louisville (1-4-24)	.286 (2-7) by Coppin State (12-28-23)
Total Rebounds	High	58 vs. Florida State (1-25-24)	45 (2x), last vs. South Carolina (12-3-23)
	Low	24 vs. South Carolina (12-3-23)	19 by Wake Forest (2-8-24)
Assists	High	23 vs. N.C. Central (11-26-23)	17 by Stanford (11-19-23)
	Low	7 at Virginia Tech (2-15-24)	3 by Coastal Carolina (11-9-23)
Blocked Shots	High	12 vs. Coastal Carolina (11-9-23)	7 by Stanford (11-19-23)
	Low	1 at Miami (1-28-24)	0 (3x), last at Ohio State (3-24-24)
Steals	High	18 vs. Coastal Carolina (11-9-23)	15 (2x), last vs. Boston College (12-31-23)
	Low	4 vs. Florida State (1-25-24)	4 (4x), last vs. NC State (3-8-24)
Turnovers	High	28 vs. Boston College (12-31-23)	30 by Coastal Carolina (11-9-23)
	Low	9 vs. North Carolina (2-11-24)	9 by Ohio State (3-24-24)
Personal Fouls	High	25 at Stanford (11-19-23)	25 by Virginia (1-7-24)
	Low	8 vs. Richmond (3-22-24)	6 by South Carolina (12-3-23)

2023-24 INDIVIDUAL SUPERLATIVES

	DUKE	OPPONENT
Total Points	28 (2x), last by R. Richardson at Ohio State (3-24-24)	34 by Elizabeth Kitley, Virginia Tech (2-15-24)
FG Made	12, Reigan Richardson vs. Richmond (11-6-23)	13 by Elizabeth Kitley, Virginia Tech (2-15-24)
FG Attempted	18 (4x), last by R. Richardson at Ohio State (3-24-24)	25 by Dyaisha Fair, Syracuse (2-22-25)
3-Pt. FG Made	6, Ashlon Jackson at Stanford (11-19-23)	5 (3x), last by Addie Budnik, Richmond (3-22-24)
3-Pt. FG Attempted	11, Ashlon Jackson vs. Coastal Carolina (11-9-23)	10, Hannah Jump, Stanford (11-19-23)
FT Made	9, Oluchi Okananwa vs. Coppin State (12-28-23)	10 (2x), last by Tonie Morgan, Georgia Tech (3-7-24)
FT Attempted	12, Oluchi Okananwa vs. Coppin State (12-28-23)	14, Tonie Morgan, Georgia Tech (3-7-24)
Rebounds	15, Jadyyn Donovan at Syracuse (2-22-24)	14, Camilla Cardoso, South Carolina (12-3-24)
Assists	9, Taina Mair at Syracuse (2-22-24)	8, Nika Muhl, Connecticut (3-30-24)
Turnovers	7, Oluchi Okananwa vs. Connecticut (3-30-24)	7 (3x), last by Maggie Doogan, Richmond (3-22-24)
Blocked Shots	5 (2x), last by K. Brown vs. Notre Dame (2-19-24)	6 by Cameron Brink, Stanford (11-19-23)
Steals	5 (3x), Taina Mair at Louisville (1-4-24)	7 (2x), last by Saniya Rivers, NC State (1-21-24)

DUKE'S RECORD WHEN...

At home	14-3
On the road	6-7
At a neutral site	2-2
Against a top 25 opponent	3-3
Against a top 10 opponent	2-3
Against a top 5 opponent	0-2
In tournaments	3-2
On television	10-11
In white uniforms	15-2
In blue uniforms	5-5
In black uniforms	1-3
In grey uniforms	1-1
In blue/pink uniforms	--
In white/pink uniforms	0-1
On Sunday	8-5
On Monday	1-1
On Tuesday	1-0
On Wednesday	--
On Thursday	11-4
On Friday	1-1
On Saturday	0-1
Day Games	9-5
Night Games	13-7
Overtime Games	2-1
Leading at the half	16-2
Trailing at the half	5-10
Tied at the half	1-0
Outrebounding opponent	16-7
Opponent outrebounds Duke	6-4
Equal rebounds	0-1
FG% equal/over .500	11-0
FG% equal/over .400	11-4
FG% below .400	0-8
Opponent FG% equal/over .400	5-11
Opponent FG% below .400	17-1
Duke has more turnovers	8-8
Opponent has more turnovers	13-4
Teams have equal turnovers	1-0
Scoring below 50 points	0-2
Scoring 50-59 points	1-5
Scoring 60-69 points	8-4
Scoring 70-79 points	6-1
Scoring 80-89 points	6-0
Scoring 90-99 points	1-0
Scoring 100+ points	--
When leading after 3rd period	21-1
When leading w/ 5 minutes left	20-0
When trailing after 3rd period	1-9
When trailing w/ 5 minutes left	2-12
When tied after 3rd period	0-2
When tied w/ 5 minutes left	--

1

RICHMOND DUKE

53 83

CAMERON INDOOR STADIUM / DURHAM, N.C.

Official Basketball Box Score - Final
Richmond at Duke
11/02/23 Cameron Indoor Stadium Durham
2023-24 Women's Basketball

Game Time: 11:00 AM
Game Duration: 1:48
Attendance: 1,954

Officials: Dee Kuntor, Tom Ricks, Courtney Robinson

Richmond - 53
Table with columns: NO. Name, Min, FG, 3P, FT, Rebounds, Fouls, TP, AS, TO, ST, Blocks, +/-, Shooting By Period (1st-4th FG%, 3PT%, GMFG%), Dead Ball Rebounds: 6, 0

Duke - 83
Table with columns: NO. Name, Min, FG, 3P, FT, Rebounds, Fouls, TP, AS, TO, ST, Blocks, +/-, Shooting By Period (1st-4th FG%, 3PT%, GMFG%), Dead Ball Rebounds: 2, 0

Summary statistics: Biggest lead, Best Scoring Run, Lead Changes, Times Tied, Time with Lead, Points from Turnovers, Period by Period Scoring

2

COASTAL CAROLINA DUKE

42 88

CAMERON INDOOR STADIUM / DURHAM, N.C.

Official Basketball Box Score - Final
Coastal Carolina at Duke
11/02/23 Cameron Indoor Stadium Durham
2023-24 Women's Basketball

Game Time: 7:00 PM
Game Duration: 1:56
Attendance: 1,027

Officials: Ed Siskaly, John Capolino, Ashley Rich



Coastal Carolina - 42
Table with columns: NO. Name, Min, FG, 3P, FT, Rebounds, Fouls, TP, AS, TO, ST, Blocks, +/-, Shooting By Period (1st-4th FG%, 3PT%, GMFG%), Dead Ball Rebounds: 7, 0

Duke - 88
Table with columns: NO. Name, Min, FG, 3P, FT, Rebounds, Fouls, TP, AS, TO, ST, Blocks, +/-, Shooting By Period (1st-4th FG%, 3PT%, GMFG%), Dead Ball Rebounds: 2, 0

Summary statistics: Biggest lead, Best Scoring Run, Lead Changes, Times Tied, Time with Lead, Points from Turnovers, Period by Period Scoring

3

DUKE COLUMBIA

66 62

LEVIN GYMNASIUM / NEW YORK, N.Y.

Official Basketball Box Score - Final
Duke at Columbia
11/14/23 Levin Gymnasium, New York, NY
2023-24 Women's Basketball

Game Time: 6:00 PM
Game Duration: 1:55
Attendance: 2,027

Officials: John Capolino, Krystle Apellaniz, David Troyan

Duke - 66
Table with columns: NO. Name, Min, FG, 3P, FT, Rebounds, Fouls, TP, AS, TO, ST, Blocks, +/-, Shooting By Period (1st-4th FG%, 3PT%, GMFG%), Dead Ball Rebounds: 1, 0

Columbia - 62
Table with columns: NO. Name, Min, FG, 3P, FT, Rebounds, Fouls, TP, AS, TO, ST, Blocks, +/-, Shooting By Period (1st-4th FG%, 3PT%, GMFG%), Dead Ball Rebounds: 2, 1

Summary statistics: Biggest lead, Best Scoring Run, Lead Changes, Times Tied, Time with Lead, Points from Turnovers, Period by Period Scoring

4

DAVIDSON DUKE

69 62

CAMERON INDOOR STADIUM / DURHAM, N.C.

Official Basketball Box Score - Final
Davidson at Duke
11/02/23 Cameron Indoor Stadium Durham
2023-24 Women's Basketball

Game Time: 7:00 PM
Game Duration: 2:07
Attendance: 1,063

Officials: Kate Luchinsky, Ray Jackson, Sarah Williams



Davidson - 69
Table with columns: NO. Name, Min, FG, 3P, FT, Rebounds, Fouls, TP, AS, TO, ST, Blocks, +/-, Shooting By Period (1st-4th FG%, 3PT%, GMFG%), Dead Ball Rebounds: 6, 0

Duke - 62
Table with columns: NO. Name, Min, FG, 3P, FT, Rebounds, Fouls, TP, AS, TO, ST, Blocks, +/-, Shooting By Period (1st-4th FG%, 3PT%, GMFG%), Dead Ball Rebounds: 5, 7

Summary statistics: Biggest lead, Best Scoring Run, Lead Changes, Times Tied, Time with Lead, Points from Turnovers, Period by Period Scoring

GAME-BY-GAME BOX SCORES

5 DUKE [#6/6] STANFORD

• 79
82

MAPLES PAVILION / STANFORD, CALIF.



Official Basketball Box Score - Final
Duke at Stanford
11/16/23 Maples Pavilion, Stanford
2023-24 Women's Basketball

Game Time: 12:00 PM
Game Duration: 2:25
Attendance: 4,236

Officials: Brandon Perigo, Alicia Murray, Tamara Turner

NO.	Name	Min	FG	3P	FT	Rebounds		Fouls		TP	AS	TO	ST	Blocks	+/-	Shooting By Period		
						OR	DR	PF	FD							1st	2nd	
21	Camilla Embsao	F 29:21	5-7	0-0	2-2	4	0	4	5	3	12	2	1	0	2	0	9	38.9%
42	Kennedy Brown	F 21:05	1-4	0-1	1-2	1	2	3	4	1	3	0	0	1	0	0	8	100%
3	Ashlyn Jackson	G 32:17	7-13	6-10	2-2	0	1	2	6	22	1	2	2	1	2	5	0	71.5%
22	Taina Mai	G 38:34	5-13	1-5	0-0	0	6	6	3	0	11	3	3	3	1	1	2	42.9%
24	Reagan Richardson	G 22:03	0-10	0-1	3-4	1	1	2	2	2	3	2	0	1	0	0	18	100%
5	Oluchi Okanarwa	30:50	4-11	2-5	2-3	3	6	9	3	1	12	1	1	1	0	1	41.2%	
4	Jadyn Donovan	07:37	1-5	0-0	0-0	0	1	1	3	0	2	0	0	1	1	7	50.0%	
12	Delaney Thomas	30:26	6-10	1-2	1-1	1	2	3	3	1	14	0	1	1	2	16	75%	
15	Emma Koebel	11:34	0-1	0-0	0-0	1	0	1	0	2	0	0	0	1	0	0	0	
13	Jordan Wood	01:06	0-0	0-0	0-0	0	0	0	0	0	0	0	0	0	0	0	0	
Team						1	4	5	0	0	0	0	0	0	0	0	0	
Totals		29:74	10:24	11:14	12	23	35	25	16	79	9	11	8	8	7	3		

Technical Fouls: NONE

NO.	Name	Min	FG	3P	FT	Rebounds		Fouls		TP	AS	TO	ST	Blocks	+/-	Shooting By Period	
						OR	DR	PF	FD							1st	2nd
22	Camron Brink	F 29:44	9-16	1-2	10-10	2	9	11	4	10	29	3	4	1	6	2	22
44	Kiki Inster	F 30:20	9-16	0-0	8-12	2	7	9	2	7	27	1	2	0	0	3	3
10	Tatiana Lepolo	G 42:40	1-4	0-3	0-0	0	3	3	1	2	3	1	1	0	0	8	8
20	Elena Bougana	G 12:46	1-3	0-0	2-4	1	2	3	1	3	4	2	0	1	0	0	0
33	Hannah Jump	G 44:40	5-12	1-0	0-0	1	4	5	0	0	15	0	2	0	0	0	17
21	Brooke Demetre	27:17	1-4	1-4	0-0	1	4	5	1	0	3	1	0	1	0	1	19
13	Chloe Clardy	04:36	0-1	0-0	0-0	0	0	0	0	1	1	1	2	0	0	0	3
3	Nunu Agara	25:03	0-4	0-1	2-2	3	0	3	5	2	4	1	0	0	0	1	4
32	Jzanyia Harnel	05:38	0-0	0-0	0-0	0	0	0	0	0	1	1	0	0	0	0	2
40	Courtney Ogden	02:17	0-0	0-0	0-0	0	1	1	0	0	0	0	0	0	0	0	3
Team						2	3	5	0	0	2	0	0	0	0	0	0
Totals		26:61	7:21	23:28	12	33	45	16	25	82	17	15	5	7	8	3	

Technical Fouls: NONE

Biggest lead	DUKE	STAN	Points from		Period by Period Scoring							
			1st	2nd	3rd	4th	OT	TOT				
Best Scoring Run	4 (4 th 8:44)	17 (1 st 1:42)	Turnovers	20	34	DUKE	17	16	20	16	8	79
Lead Changes	6	6	Second Chance	12	11	STAN	30	13	10	18	11	82
Times Tied	8	8	Fast Breaks	4	6							
Time with Lead	04:12	35:20	Bench	28	5							



6 NC CENTRAL DUKE

• 45
93

CAMERON INDOOR STADIUM / DURHAM, N.C.



Official Basketball Box Score - Final
NC Central at Duke
11/26/23 Cameron Indoor Stadium, Durham
2023-24 Women's Basketball

Game Time: 2:00 PM
Game Duration: 1:48
Attendance: 1,211

Officials: Tiana Cruse, Timothy Bryant, Nic Cappo

NO.	Name	Min	FG	3P	FT	Rebounds		Fouls		TP	AS	TO	ST	Blocks	+/-	Shooting By Period	
						OR	DR	PF	FD							1st	2nd
3	Morgan Callahan	F 37:55	7-19	0-1	2-4	1	4	5	3	3	16	1	3	4	0	5	41
33	Nigh Cunningham	G 19:35	0-2	0-0	1-2	1	1	2	5	1	1	0	4	2	0	1	25
0	Kimera Burks	G 24:57	4-15	0-0	0-0	3	3	6	3	2	8	0	1	0	0	2	26
5	Kyla Bryant	G 27:21	1-5	1-3	2-2	1	3	4	5	1	5	1	2	1	0	0	34
13	Rayven Robinson	G 31:30	2-11	0-1	0-0	3	3	2	3	4	3	4	2	0	0	0	28
11	Tippy Robertson	20:39	2-3	1-1	2-2	0	1	1	0	1	7	2	5	1	1	0	28
12	Jada Tiggert	16:08	2-8	0-1	0-0	1	3	4	0	4	0	3	0	0	1	0	27
23	Jannah Jones	21:55	0-7	0-2	0-0	2	1	3	1	0	1	1	1	0	2	25	
Team						4	4	8	0	0	0	0	0	0	0	0	0
Totals		18:70	2:15	7:10	13	23	36	22	12	45	8	23	11	1	11	48	

Technical Fouls: NONE

NO.	Name	Min	FG	3P	FT	Rebounds		Fouls		TP	AS	TO	ST	Blocks	+/-	Shooting By Period	
						OR	DR	PF	FD							1st	2nd
42	Kennedy Brown	F 11:44	1-3	0-0	1-1	2	4	6	2	1	3	1	2	1	2	0	20
4	Jadyn Donovan	F 24:51	3-6	0-0	1-3	0	5	5	3	3	7	4	3	4	1	0	28
15	Emma Koebel	G 28:01	5-12	3-7	0-2	0	3	3	0	3	13	3	1	3	2	1	41
22	Taina Mai	G 24:19	7-9	1-2	0-0	1	4	5	1	0	15	4	3	0	0	0	44
24	Reagan Richardson	G 27:54	7-12	0-0	8-10	0	1	1	0	5	22	3	2	2	0	0	30
5	Oluchi Okanarwa	18:41	1-4	1-2	2-2	4	5	9	2	3	5	5	4	3	0	0	22
21	Camilla Embsao	25:10	4-9	0-0	5-5	2	5	7	1	4	13	0	1	1	1	0	26
12	Delaney Thomas	23:07	5-6	0-0	4-9	13	1	12	1	10	3	4	0	3	0	23	
13	Jordan Wood	16:13	2-9	0-5	1-2	1	2	3	2	1	5	0	2	0	2	0	6
Team						2	2	4	0	0	0	0	0	0	0	0	0
Totals		35:70	5:16	18:25	16	40	56	12	22	93	22	14	11	1	48		

Technical Fouls: NONE

Biggest lead	NCC	DU	Points from		Period by Period Scoring						
			1st	2nd	3rd	4th	OT	TOT			
Best Scoring Run	6 (3 rd 7:30)	18 (1 st 5:43)	Turnovers	10	26	NCC	10	6	17	12	45
Lead Changes	0	0	Paint	24	46						
Times Tied	0	0	Second Chance	8	13						
Time with Lead	00:00	39:32	Fast Breaks	5	22						
			Bench	11	33						

7 DUKE GEORGIA

• 72
65

STEGEMAN COLISEUM / ATHENS, GA.



Official Basketball Box Score - Final
Duke at Georgia
11/20/23 Stegeman Coliseum, Athens
2023-24 Women's Basketball

Game Time: 6:00 PM
Game Duration: 2:45
Attendance: 2,446

Officials: Brian Hall, Tiffany Bird, Timothy Greenawald

NO.	Name	Min	FG	3P	FT	Rebounds		Fouls		TP	AS	TO	ST	Blocks	+/-	Shooting By Period	
						OR	DR	PF	FD							1st	2nd
42	Kennedy Brown	F 26:16	2-4	0-0	2-4	0	4	4	3	2	16	0	4	1	0	8	57.1%
3	Ashlyn Jackson	G 38:34	5-10	3-5	5-7	0	3	3	1	5	18	5	0	1	0	1	5
4	Jadyn Donovan	G 24:07	6-7	0-0	1-2	1	1	2	2	3	13	0	2	1	3	1	8
22	Taina Mai	G 34:31	0-4	0-2	3-4	1	4	5	3	3	9	7	5	5	0	0	9
24	Reagan Richardson	G 30:08	5-11	2-4	3-4	0	1	1	2	2	15	1	2	0	1	0	0
21	Camilla Embsao	12:20	0-0	0-0	1-1	0	1	1	0	0	1	0	1	0	0	0	5
5	Oluchi Okanarwa	15:57	5-8	2-5	0-0	1	4	5	2	0	12	4	2	1	0	0	5
12	Delaney Thomas	28:37	2-3	0-0	1-2	1	2	3	2	2	5	0	2	1	0	0	22
15	Emma Koebel	14:31	0-1	0-1	0-0	0	3	3	4	0	1	2	1	0	0	0	0
Team						1	4	5	0	0	0	0	0	0	0	0	0
Totals		25:53	7:17	15:23	6	28	32	20	17	72	19	22	12	6	2	7	

Technical Fouls: NONE

NO.	Name	Min	FG	3P	FT	Rebounds		Fouls		TP	AS	TO	ST
-----	------	-----	----	----	----	----------	--	-------	--	----	----	----	----

9 DUKE CLEMSON • 64
• 80

LITTLEJOHN COLISEUM / CLEMSON, S.C.

10 FLORIDA GULF COAST DUKE • 63
• 82

CAMERON INDOOR STADIUM / DURHAM, N.C.

Official Basketball Box Score - Final
Duke at Clemson
 12/07/25 Littlejohn Coliseum, Clemson
 2025-26 Women's Basketball
 Game Time: 7:00 PM
 Game Duration: 2:23
 Attendance: 910
 Officials: Dee Karnter, Jeffrey Smith, Bruce Morris

NO. Name	Min	FG		3P		FT		Rebounds		Fouls		TP	AS	TO	ST	Blocks		+/-	Shooting By Period	
		M	A	M	A	M	A	OR	DR	PF	FF					1st	2nd			
42 Kennedy Brown	F 22:59	3-5	0-0	0-0	0-0	1-1	1-1	4	2	6	0	2	0	0	0	0	0	-19	1st FG% 4-10	40.0%
3 Ashlon Jackson	G 22:08	2-5	1-4	0-0	1-1	2	0	5	1	1	2	1	0	0	0	0	0	-18	FT% 0-0	0%
4 Jadyon Donovan	G 20:13	2-2	0-0	0-0	1-1	3	1	0	4	2	0	2	0	0	0	0	0	-21	2nd FG% 4-11	36.4%
22 Taina Mair	G 30:08	6-16	3-6	0-0	1-1	2	1	1	19	2	1	0	0	0	0	0	-9	3rd FG% 2-4	50.0%	
24 Reagan Richardson	G 23:14	2-7	2-5	2-2	1-1	3	1	1	8	1	2	0	1	0	0	0	-20	FT% 2-2	100%	
5 Oluchi Okanwua	G 22:51	2-4	0-1	0-0	2-3	5	2	0	4	1	3	2	0	0	0	0	0	-5	4th FG% 1-5	46.7%
12 Delaney Thomas	19:47	2-4	0-0	1-1	2-3	2	3	2	5	0	0	0	0	0	0	0	5	3PT% 0-6	0.0%	
15 Emma Koebel	21:39	3-8	3-7	0-0	1-1	1	1	3	9	2	1	1	0	0	0	0	2	FT% 1-1	100%	
21 Camilla Emsto	17:01	2-6	0-2	0-0	1-2	3	1	1	4	1	2	2	0	0	0	0	3	GMFG% 2-6	50.0%	
Team						1	3	4												
Totals		26-57	9-25	3-3	9	17	26	15	10	64	14	7	4	0	0	0	-16			

Technical Fouls: NONE
 Shooting By Period: 1st FG% 7-15 46.7%, 2nd FG% 4-11 36.4%, 3rd FG% 2-4 50.0%, 4th FG% 1-5 46.7%, FT% 2-2 100%, GMFG% 2-6 50.0%, FT% 0-0 0%, 3PT% 9-25 36.0%, FT% 3-3 100.0%

Official Basketball Box Score - Final
FCU at Duke
 12/02/25 Cameron Indoor Stadium Durham
 2025-26 Women's Basketball
 Game Time: 12:00 PM
 Game Duration: 1:54
 Attendance: 1,573
 Officials: Eric Brown, Rod O'Neach, Adlene Glenn

NO. Name	Min	FG		3P		FT		Rebounds		Fouls		TP	AS	TO	ST	Blocks		+/-	Shooting By Period	
		M	A	M	A	M	A	OR	DR	PF	FF					1st	2nd			
5 Ajala Thatha	F 22:28	3-8	0-2	5-5	2-7	1-5	1-1	1	1	0	0	2	5	0	1	1	0	2	1st FG% 4-15	26.7%
24 Uju Ezoudu	F 25:33	1-2	1-1	5-6	1-2	3-3	6-8	2	5	0	1	1	1	1	1	1	0	1	3PT% 0-3	0.0%
1 Emami Jefferson	G 22:46	5-16	1-1	6-10	4-0	4-3	7-7	0	0	3	0	0	0	0	0	0	0	0	FT% 11-12	91.7%
4 Dolly Cairns	G 31:14	2-5	0-1	0-0	0-3	3-2	4-4	3	2	1	0	0	0	0	0	0	0	0	2nd FG% 6-9	66.7%
11 Maddie Antenucci	G 34:59	7-11	3-4	2-2	1-4	5-1	2-9	0	0	1	0	0	0	0	0	0	0	0	3PT% 3-4	75.0%
2 Sofia Pearson	24:98	0-2	0-1	0-0	1-2	3-1	0-0	3	2	1	1	0	0	0	0	0	0	0	FT% 4-5	80%
3 Cenna Rolle	12:22	0-4	0-1	0-0	3-1	4-0	0-0	4	4	1	0	0	0	0	0	0	0	0	3rd FG% 6-16	37.5%
21 Kierra Adams	09:52	1-4	0-1	0-0	0-0	3-1	2-2	0	0	0	0	0	0	0	0	0	0	0	3PT% 1-1	100.0%
22 Brylee Bartram	03:22	0-0	0-0	0-0	0-0	0-0	1-1	0	0	0	0	0	0	0	0	0	0	0	FT% 2-2	100%
23 Ashley Bazaz	06:36	1-1	0-0	0-0	1-1	1-1	0-0	2	0	0	0	0	0	0	0	0	0	0	4th FG% 4-13	30.8%
10 Jordan Campbell	01:06	0-0	0-0	0-0	1-1	1-1	0-0	1	0	0	0	0	0	0	0	0	0	0	3PT% 1-4	25.0%
14 Sheikah Guhrle	01:06	0-0	0-0	0-0	0-0	0-0	0-0	0	0	0	0	0	0	0	0	0	0	0	GMFG% 20-63	37.7%
Team						2	1	3												
Totals		20-53	12-18	23-23	17	17	34	16	24	63	9	22	4	2	8	1	19			

Technical Fouls: NONE
 Shooting By Period: 1st FG% 7-15 46.7%, 2nd FG% 4-11 36.4%, 3rd FG% 2-4 50.0%, 4th FG% 1-5 46.7%, FT% 2-2 100%, GMFG% 20-63 37.7%, FT% 5-12 41.7%, FT% 18-29 78.9%

Official Basketball Box Score - Final
Clemson - 80
 Record: 6-4 (1-3)
 Game Time: 7:00 PM
 Game Duration: 1:52
 Attendance: 1,622
 Officials: Myr Bergner, Mark Berger, Linda Miles

NO. Name	Min	FG		3P		FT		Rebounds		Fouls		TP	AS	TO	ST	Blocks		+/-	Shooting By Period	
		M	A	M	A	M	A	OR	DR	PF	FF					1st	2nd			
3 Makyla Elmore	F 26:12	0-4	0-1	2-2	2-3	5-5	3-3	2	1	0	1	0	1	0	1	0	1	22	1st FG% 6-15	40.0%
5 Amari Robinson	F 29:00	7-12	3-4	5-5	3-4	7-7	1-5	22	15	2	0	0	1	0	1	32		3PT% 3-3	100%	
1 Dayshanelle Harris	G 27:56	5-10	1-2	4-4	1-2	3-3	1-2	15	5	2	2	0	1	0	1	33		FT% 4-4	100%	
11 Madi Cluse	G 27:37	4-8	1-4	0-0	0-3	0-0	0-0	9	1	0	1	0	1	0	1	18		2nd FG% 6-15	40.0%	
22 Ruby Whitson	G 26:18	4-8	0-1	0-2	1-2	3-2	2-2	8	3	3	1	0	0	0	18		3PT% 4-8	50.0%		
0 Mackenzie Kramer	12:07	3-3	3-3	1-1	0-1	1-1	0-1	10	0	0	0	0	0	0	0	0	0	0	1st FG% 8-15	53.3%
21 Eno Inyang	14:33	1-5	0-0	0-0	1-1	2-3	1-2	0	3	1	0	0	0	0	-13		3rd FG% 3-4	50.0%		
2 Nya Valentine	12:10	2-2	0-0	0-0	1-1	2-3	0-0	6	1	1	0	0	0	0	-4		4th FG% 1-1	100%		
30 Madi Ott	09:39	0-1	0-1	1-2	0-0	0-0	0-0	1	1	0	0	0	0	0	-4		FT% 5-5	100%		
34 Amari Freeman	06:53	1-1	0-0	0-0	0-0	0-0	0-0	2	2	0	0	0	0	0	-4		1st FG% 8-10	80.0%		
33 Danielle Rauch	07:36	1-1	1-1	0-0	0-0	0-0	0-0	0	3	1	0	0	0	0	-2		3PT% 1-1	100%		
Team						2	3	5												
Totals		28-55	11-18	13-16	10	20	30	15	50	15	12	7	0	4	16					

Technical Fouls: NONE
 Shooting By Period: 1st FG% 6-15 40.0%, 2nd FG% 6-15 40.0%, 3rd FG% 3-4 50.0%, 4th FG% 1-1 100%, GMFG% 28-55 50.9%, FT% 11-18 61.1%, FT% 13-16 81.3%

Official Basketball Box Score - Final
Duke - 82
 Record: 6-4
 Game Time: 7:00 PM
 Game Duration: 1:52
 Attendance: 1,622
 Officials: Angela Sullivan, Tom Dravner, Ashley Gross

NO. Name	Min	FG		3P		FT		Rebounds		Fouls		TP	AS	TO	ST	Blocks		+/-	Shooting By Period	
		M	A	M	A	M	A	OR	DR	PF	FF					1st	2nd			
42 Kennedy Brown	F 15:48	5-8	0-1	0-0	1-4	5-2	0-0	10	1	1	0	0	1	0	1	8		1st FG% 6-9	75.0%	
3 Ashlon Jackson	G 30:27	3-7	0-2	8-9	0-2	3-6	14-3	3	3	1	2	0	0	11			3PT% 0-1	0.0%		
4 Jadyon Donovan	G 10:31	1-2	0-0	0-0	0-0	4-1	2-2	2	2	1	1	0	0	9			FT% 5-5	100%		
22 Taina Mair	G 34:37	11-18	1-1	1-1	1-2	3-1	3-24	4	2	1	1	0	0	22			2nd FG% 9-15	60.0%		
24 Reagan Richardson	G 26:16	2-5	0-2	0-0	1-1	2-0	4-4	4	4	0	1	1	12			3PT% 2-4	50.0%			
12 Delaney Thomas	24:38	1-2	0-0	0-0	2-5	7-3	0-0	2	1	0	1	0	1	4			FT% 6-9	66.7%		
21 Camilla Emsto	07:01	1-1	0-0	1-1	0-1	1-0	3-2	3	1	0	1	0	0	1	0	0	0	3rd FG% 10-19	52.6%	
15 Emma Koebel	24:34	2-5	1-2	0-0	2-2	3-3	1-5	1	1	0	0	0	0	8			3PT% 2-4	50.0%		
5 Oluchi Okanwua	24:34	5-8	3-3	3-5	3-2	1-1	1-1	5	0	0	0	0	0	18			FT% 1-2	50%		
13 Jordan Wood	01:17	0-0	0-0	0-0	0-0	0-0	0-0	0	0	0	0	0	0	0	0	0	0	4th FG% 7-14	50.0%	
Team						0	0	0												
Totals		32-56	11-11	13-16	8	18	26	24	66	17	15	8	2	19						

Technical Fouls: NONE
 Shooting By Period: 1st FG% 6-9 75.0%, 2nd FG% 9-15 60.0%, 3rd FG% 10-19 52.6%, 4th FG% 7-14 50.0%, GMFG% 32-56 57.1%, FT% 13-16 81.3%

Biggest lead: 0 (1st 10:00) 24 (4th 1:43)
 Best Scoring Run: 8 (1st 0:48) 11 (4th 7:41)
 Lead Changes: 0
 Times Tied: 2
 Time with Lead: 00:00 37:31

Points from Turnovers	Points from Paint	Second Chance	Fast Breaks	Bench	
DUK 18	CLE 12	DUK 18	CLE 12	DUK 15	CLE 19

Period by Period Scoring
 1st 2nd 3rd 4th TOT
 DUK 18 12 15 19 64
 CLE 19 16 24 21 80

Biggest lead: 5 (2nd 7:46) 22 (4th 4:06)
 Best Scoring Run: 7 (4th 2:22) 9 (4th 4:06)
 Lead Changes: 6
 Times Tied: 4
 Time with Lead: 05:01 33:16

Points from Turnovers	Points from Paint	Second Chance	Fast Breaks	Bench	
FCU 13	DUK 30	FCU 18	DUK 13	FCU 19	DUK 15

Period by Period Scoring
 1st 2nd 3rd 4th TOT
 FCU 19 19 15 10 63
 DUK 17 26 22 17 82

11 TOLEDO DUKE • 45
• 70

CAMERON INDOOR STADIUM / DURHAM, N.C.

12 COPPIN STATE DUKE • 34
• 68

CAMERON INDOOR STADIUM / DURHAM, N.C.

Official Basketball Box Score - Final
Toledo at Duke
 12/22/25 Cameron Indoor Stadium Durham
 2025-26 Women's Basketball
 Game Time: 7:00 PM
 Game Duration: 1:56
 Attendance: 1,622
 Officials: Myr Bergner, Mark Berger, Linda Miles

NO. Name	Min	FG		3P		FT		Rebounds		Fouls		TP	AS	TO	ST	Blocks		+/-	Shooting By Period	
		M	A	M	A	M	A	OR	DR	PF	FF					1st	2nd			
51 Hannah Novroske	C 10:56	2-6	0-0	1-2	3-2	5-5	1-5	5												

GAME-BY-GAME BOX SCORES

13 BOSTON COLLEGE DUKE

75 • 80

CAMERON INDOOR STADIUM / DURHAM, N.C.



Official Basketball Box Score - Final
Boston College at Duke
12/31/23 Cameron Indoor Stadium, Durham
2023-24 Women's Basketball

Game Time: 2:00 PM
Game Duration: 2:07
Attendance: 1,988

Officials: Bruce Morris, Taisia Green, Saf Eabo

NO.	Name	Min	FG	3P	FT	Rebounds	Fouls	TP	AS	TO	ST	Blocks	+/-	Shooting by Period												
														1st	2nd	3rd	4th									
32	Teya Sidberry	F 34:27	5-17	1-3	6-8	4	1	5	17	1	3	4	0	-3	1st FG%: 9-16 56.3%											
2	Kaylah Ivey	G 37:34	4-11	3-8	0-0	3	0	2	11	5	1	2	1	1	3PT%: 2-3 66.7%											
21	Andrea Daley	G 32:42	8-17	0-2	2-4	1	3	0	4	18	1	4	1	0	FT%: 3-8 37.5%											
24	Dionavia Waggoner	G 27:17	1-9	0-0	1-3	5	2	7	5	4	3	0	2	6	2nd FG%: 7-13 53.8%											
30	Tyana Todd	G 29:34	4-10	2-5	1-2	0	0	4	1	11	0	5	0	-4	3PT%: 1-2 50.0%											
16	Lil Krausovec	04:04	0-1	0-0	0-0	1	0	1	3	0	0	0	0	-1	FT%: 5-8 62.5%											
4	Jolo Lacey	24:12	5-7	1-2	2-3	1	0	1	3	13	1	2	4	0	3rd FG%: 5-8 27.8%											
1	Jakayla Thompson	00:51	0-0	0-0	0-0	0	0	0	0	0	0	0	0	-2	3PT%: 0-4 0.0%											
14	Kayla Lazema	04:41	0-0	0-0	0-0	0	0	0	0	0	0	0	0	-5	FT%: 6-8 100%											
0	Nene Ndiaye	04:39	0-1	0-0	2-2	2	1	3	1	2	1	0	0	-7	4th FG%: 6-26 23.1%											
Team													6	5	11	0	1									
Totals													27-73	14-22	24	10	34	20	75	9	19	15	1	9	-5	GMFG%: 27-73 37.0%

Technical Fouls: NONE

Dead Ball Rebounds: 3, 1

NO.	Name	Min	FG	3P	FT	Rebounds	Fouls	TP	AS	TO	ST	Blocks	+/-	Shooting by Period													
														1st	2nd	3rd	4th										
42	Kennedy Brown	F 23:11	4-5	0-0	0-0	1	5	6	4	2	8	1	5	0	1	1	7										
3	Ashlyn Jackson	G 31:15	3-4	2-2	4-6	0	0	0	5	12	5	3	2	0	0	-7											
4	Jadyn Donovan	G 19:24	4-4	0-0	0-0	4	4	3	0	2	5	2	2	2	0	0											
22	Taina Mair	G 32:24	7-12	3-4	4-4	0	2	2	3	21	3	4	3	1	0	3											
24	Reigan Richardson	G 30:36	5-9	2-4	1-2	1	1	2	2	4	13	3	5	1	0	0											
12	Delaney Thomas	15:28	1-2	0-1	0-0	2	4	6	4	2	2	0	1	0	0	1											
5	Oluchi Okanarwa	26:12	6-9	1-2	3-3	1	5	6	4	3	16	3	5	1	0	18											
21	Camilla Emsto	11:33	0-1	0-0	0-0	0	1	1	0	0	0	0	0	0	0												
15	Emma Koebel	07:57	0-1	0-1	0-0	0	0	0	0	1	0	0	0	0	0												
Team													1	4	5	0	0										
Totals													30-47	8-14	12-15	6	26	32	20	80	17	28	9	9	1	5	GMFG%: 30-47 63.8%

Technical Fouls: NONE

Dead Ball Rebounds: 3, 1

BC	DU	Points from Turnovers	Points from Paint	Second Chance	Fast Breaks	Bench	Period by Period Scoring				
							1st	2nd	3rd	4th	
8	9	16	24	19	10	15	23	20	16	16	75
9	9	19	16	6	10	14	22	25	17	16	80
3	3	10	14	10	14	10	22	25	17	16	80
11:25	27:14	15	18								



Official Basketball Box Score - Final
Duke at Louisville
01/04/24 KFC Yum! Center, Louisville
2023-24 Women's Basketball

Game Time: 8:02 PM
Game Duration: 1:53
Attendance: 7,789

Officials: Maj Forsberg, Jeffrey Smith, Brandon Enters

NO.	Name	Min	FG	3P	FT	Rebounds	Fouls	TP	AS	TO	ST	Blocks	+/-	Shooting by Period													
														1st	2nd	3rd	4th										
42	Kennedy Brown	F 23:53	2-6	0-0	0-0	3	7	10	1	4	2	1	0	3	0	-11											
3	Ashlyn Jackson	G 20:11	0-4	0-3	1-4	1	1	2	4	3	1	4	1	0	-18												
4	Jadyn Donovan	G 18:24	1-3	0-0	0-0	4	3	7	4	2	2	0	3	0	-1												
22	Taina Mair	G 31:19	3-11	1-5	1-2	2	2	2	4	3	8	2	6	5	0	-6											
24	Reigan Richardson	G 29:32	3-9	0-3	0-0	0	2	2	3	6	0	4	3	0	-1												
5	Oluchi Okanarwa	29:57	6-11	1-5	1-1	3	2	5	1	3	14	2	3	2	0	-1											
12	Delaney Thomas	17:21	1-3	0-0	0-0	1	0	1	2	0	2	0	1	0	0												
15	Emma Koebel	13:16	1-5	0-3	0-0	1	1	1	1	2	0	2	1	1	0												
21	Camilla Emsto	16:07	2-5	0-0	1-2	1	2	2	1	5	1	1	0	2	-6												
Team													2	2	4	0	2										
Totals													19-57	2-19	4-9	17	19	36	22	16	44	8	27	12	7	4	-17

Technical Fouls: NONE

Dead Ball Rebounds: 4, 0

NO.	Name	Min	FG	3P	FT	Rebounds	Fouls	TP	AS	TO	ST	Blocks	+/-	Shooting by Period													
														1st	2nd	3rd	4th										
2	Nyla Harris	F 27:47	1-6	0-0	3-4	0	4	4	3	5	5	1	0	1	2	3	15										
44	Olivia Cochran	F 25:31	6-11	0-0	1-1	2	4	6	2	2	13	1	3	3	1	1	16										
1	Sydney Taylor	G 29:35	2-7	1-4	2-4	1	3	4	3	4	7	4	2	1	0	21											
12	Kiki Jefferson	G 22:10	3-8	1-2	8-8	2	2	4	1	4	15	2	1	2	0	10											
15	Nina Rickards	G 23:24	2-3	0-0	1-2	1	0	1	3	2	5	1	3	2	0	19											
30	Jayda Curry	17:02	2-4	0-0	0-0	1	0	1	2	0	4	2	5	0	1	-2											
24	Eyia Love	18:09	1-3	0-1	0-0	0	4	4	0	1	2	0	1	1	1	10											
13	Merisash Russell	19:22	4-6	0-1	2-2	0	2	2	2	10	0	2	2	0	9												
11	Eil Istanbuloglu	11:12	0-1	0-0	0	1	1	0	2	0	0	2	0	0	-6												
23	Alexia Mobley	03:43	0-1	0-0	0-0	0	1	1	0	0	0	0	0	0	-6												
3	Hennie van Schaik	01:55	0-0	0-0	0-0	0	0	0	0	0	0	0	0	0	-3												
Team													4	1	5	0	0										
Totals													21-50	2-8	17-21	11	22	33	16	22	61	11	19	12	4	7	17

Technical Fouls: NONE

Dead Ball Rebounds: 3, 0

DUK	LOU	Points from Turnovers	Points from Paint	Second Chance	Fast Breaks	Bench	Period by Period Scoring				
							1st	2nd	3rd	4th	
2	27	17	27	3	10	15	4	12	13	44	
2	2	10	10	10	10	10	15	4	12	13	44
2	2	10	10	10	10	10	21	14	19	7	61
00:36	37:33	23	16								

15 DUKE VIRGINIA

60 • 56

JPJ ARENA / CHARLOTTEVILLE, VA.



Official Basketball Box Score - Final
Duke at Virginia
01/07/24 John Paul Jones Arena, Charlottesville
Virginia vs Duke Women's Basketball

Game Time: 12:00 PM
Game Duration: 2:11
Attendance: 5,041

Officials: Carlis Fountain, Mark Resch, Meadow Overstreet

NO.	Name	Min	FG	3P	FT	Rebounds	Fouls	TP	AS	TO	ST	Blocks	+/-	Shooting by Period													
														1st	2nd	3rd	4th										
42	Kennedy Brown	F 30:49	3-10	0-1	7-8	2	6	8	2	8	13	4	0	1	3	13											
3	Ashlyn Jackson	G 27:47	3-11	0-6	0-1	0	2	2	2	4	6	3	3	1	1	0											
4	Jadyn Donovan	G 22:46	2-3	0-0	1-4	2	1	3	4	3	5	0	2	1	2	-8											
22	Taina Mair	G 26:54	1-5	0-2	0-0	1	3	4	3	0	2	1	3	0	1												
24	Reigan Richardson	G 33:20	7-10	0-2	4-8	0	1	1	4	4	18	1	2	0	6												
5	Oluchi Okanarwa	23:51	3-8	1-3	1-2	1	3	4	4	8	2	3	2	0	-3												
21	Camilla Emsto	07:14	0-0	0-0	0-0	0	0	0	0	2	0	0	0	0	-2												
12	Delaney Thomas	18:08	2-4	1-2	1-2	2	2	4	2	2	6	0	1	0	0												
15	Emma Koebel	10:12	1-4	0-2	0-0	2	2	4	0	0	2	0	0	1	0												
Team													2	9	11	0	0										
Totals													22-55	2-18	14-25	12	29	41	23	25	60	11	14	7	9	5	-4

Technical Fouls: NONE

Dead Ball Rebounds: 8, 0

NO.	Name	Min	FG	3P	FT	Rebounds	Fouls	TP	AS	TO	ST	Blocks	+/-	Shooting by Period			
														1st	2nd	3rd	4th
20	Carmyn Taylor	F 21:57	5-10	0-1	7-9	2	0	2	5	7	17	0	0	0	-11		
34	Londan Clarkson	F 17:50	0-3	0-0	3-4	3	1	4	4	3	3	0	1	0	2		
1	Paris Clark	G 15:13	0-4	0-0	2-2	1	0	1	3	1	2	0	2	0	1		
4	Jillian Brown	G 27:56	1-6	1-1	2-2	0	5										

17

[#14/14] VIRGINIA TECH
DUKE

46
• 63

CAMERON INDOOR STADIUM / DURHAM, N.C.

18

DUKE
[#4/4] NC STATE

• 57
72

REYNOLDS COLISEUM / RALEIGH, N.C.



Official Basketball Box Score - Final
Virginia Tech at Duke
01/18/24 Cameron Indoor Stadium Durham
2023-24 Women's Basketball

Game Time: 8:00 PM
Game Duration: 1:46
Attendance: 2,217

Officials: Koren Probst, Pauline Spruock-Walsh, Ed Sidiyqi

Virginia Tech - 46

NO. Name	Min	FG		3P		FT		Rebounds	Fouls	TP	AS	TO	ST	Blocks	+/-	Shooting By Period			
		M/A	M/A	M/A	M/A	OR	DR									OR	DR	1st	2nd
4 Rose McNeaux	F 06:50	0-3	0-0	0-0	0-0	3	3	1	0	0	1	0	1	0	1	1	1	0	0
3 Elizabeth Kitley	C 33:30	9-18	0-0	0-2	1	9	10	13	16	3	2	1	2	2	16	1	2	2	16
5 Georgia Amore	G 20:25	2-8	2-7	0-0	0	1	1	0	6	0	4	0	0	0	4	0	0	0	4
11 Melinda Ek	G 20:11	0-3	0-2	0-0	0	1	1	1	1	0	2	1	2	0	0	1	1	2	0
22 Cayla King	G 34:19	3-7	3-5	0-0	1	2	3	1	9	1	2	0	1	0	1	0	1	0	19
20 Olive Summitt	16:51	1-2	0-1	0-0	0	5	8	2	0	2	0	0	0	0	0	0	0	0	18
1 Carleigh Wenzel	21:42	0-4	0-2	2-4	1	2	3	0	4	2	3	4	0	0	1	1	0	1	10
13 Clara Strack	11:36	0-0	0-0	0-0	0	1	1	2	1	0	0	0	0	0	0	0	0	0	6
10 Carys Baker	14:28	0-2	0-2	0-0	0	0	0	1	0	0	0	0	0	0	0	0	0	0	6
12 Sanytha Suffren	17:08	2-4	0-0	5-8	0	2	2	6	9	1	2	2	0	0	1	1	2	2	16
Team					2	2	4	0	0	0	1	0	0	0	0	0	0	0	1
Totals		17-51	5-19	7-14	8	26	34	13	17	46	10	20	5	3	5	1	17	46	0

Technical Fouls: NONE

Dead Ball Rebounds: 4, 0

Duke - 63

NO. Name	Min	FG		3P		FT		Rebounds	Fouls	TP	AS	TO	ST	Blocks	+/-	Shooting By Period			
		M/A	M/A	M/A	M/A	OR	DR									OR	DR	1st	2nd
42 Kennedy Brown	F 29:23	2-8	0-2	2-2	2	8	10	4	2	6	0	1	1	1	1	1	1	1	1
3 Ashlyn Jackson	G 25:09	4-9	2-5	3-4	0	4	4	1	13	1	3	0	0	0	0	0	0	0	6
4 Jadyin Donovan	G 18:44	2-4	0-0	0-0	0	3	3	4	1	4	0	1	2	1	1	1	1	1	15
22 Taina Mair	G 35:37	2-11	0-2	0-0	0	2	2	2	0	4	1	1	0	0	0	0	0	0	12
24 Reagan Richardson	G 30:49	10-15	0-1	2-3	1	1	2	2	5	22	2	3	0	1	1	1	5	15	
12 Delaney Thomas	15:22	0-0	0-0	1-1	1	2	0	0	0	2	1	0	0	0	0	2	1	0	2
5 Oluchi Okanawa	23:50	3-6	1-2	0-1	3	6	9	4	1	7	1	1	1	0	1	0	1	0	22
21 Camilla Embsbo	10:37	1-2	0-0	2-2	1	1	2	0	1	4	3	0	2	3	0	2	3	0	18
15 Emma Koabel	10:30	1-4	1-2	0-0	1	0	1	0	1	3	0	1	1	0	0	1	0	0	4
Team					3	3	0	0	0	0	0	0	0	0	0	0	0	0	0
Totals		25-59	4-14	9-12	9	29	38	17	13	63	13	12	10	5	3	17	63	0	0

Technical Fouls: NONE

Dead Ball Rebounds: 2, 0

VT	DU	Points from Turnovers		Period by Period Scoring			
		1st	2nd	3rd	4th	TOT	
Biggest lead	12 (1 st 5:10)	20	4	8	12	46	
Best Scoring Run	11 (1 st 4:58-5:39)	12	3	18	20	48	
Lead Changes	0	2	7	7	7	23	
Times Tied	0	0	19	19	19	19	
Time with Lead	21:24	17:47	0	0	0	0	



Official Basketball Box Score - Final
Duke at NC State
01/21/24 Reynolds Coliseum, Raleigh
2023-24 Women's Basketball

Game Time: 12:00 PM
Game Duration: 1:52
Attendance: 5,500

Officials: Joseph Vasczy, Tara Cune, Kevin Sparrock

Duke - 57

NO. Name	Min	FG		3P		FT		Rebounds	Fouls	TP	AS	TO	ST	Blocks	+/-	Shooting By Period			
		M/A	M/A	M/A	M/A	OR	DR									OR	DR	1st	2nd
42 Kennedy Brown	F 25:35	7-14	0-1	0-0	2	0	2	5	1	14	1	1	1	1	0	1	1	1	0
3 Ashlyn Jackson	G 27:35	0-8	0-4	0-0	0	2	0	2	0	1	0	1	3	1	0	1	29	1	0
4 Jadyin Donovan	G 24:10	3-4	0-0	0-1	1	7	8	3	1	6	5	0	3	0	1	9	1	0	9
22 Taina Mair	G 35:58	3-6	2-4	0-0	1	2	3	0	1	8	3	3	1	0	0	12	1	0	12
24 Reagan Richardson	G 20:51	4-11	0-2	3-3	2	0	2	5	5	11	2	3	1	0	1	1	2	3	6
12 Delaney Thomas	15:19	1-3	0-0	2-2	1	2	3	2	1	4	0	1	0	0	0	21	1	0	21
5 Oluchi Okanawa	25:54	3-6	2-4	2-3	2	4	6	3	2	10	3	6	0	0	0	6	1	0	6
15 Emma Koabel	10:12	0-1	0-0	1-1	2	2	2	0	0	0	1	1	0	0	0	2	1	0	2
21 Camilla Embsbo	14:25	1-5	0-0	2-2	1	2	3	0	2	4	0	1	0	0	0	12	1	0	12
Team					1	1	2	0	0	0	0	0	0	0	0	0	0	0	0
Totals		22-58	4-16	9-11	12	21	33	20	16	57	15	10	8	3	3	15	57	0	0

Technical Fouls: NONE

Dead Ball Rebounds: 0, 0

NC State - 72

NO. Name	Min	FG		3P		FT		Rebounds	Fouls	TP	AS	TO	ST	Blocks	+/-	Shooting By Period			
		M/A	M/A	M/A	M/A	OR	DR									OR	DR	1st	2nd
2 Mimi Collins	F 33:29	5-9	0-2	6-8	5	5	10	1	4	16	1	1	0	2	0	21	1	1	0
1 River Baldwin	C 17:35	2-5	0-0	2-2	1	2	3	4	1	6	0	3	0	0	1	7	1	0	7
10 Aziah James	G 40:00	12-20	3-6	6-7	1	7	8	3	6	33	2	2	2	0	0	15	1	0	15
21 Madison Hayes	G 31:43	1-6	1-3	0-0	1	3	4	1	0	3	2	1	0	0	2	17	1	0	17
22 Sanytha Suffren	G 35:14	3-7	0-0	3-4	1	5	6	3	7	9	5	7	1	0	0	22	1	0	22
35 Zoe Brooks	22:27	1-6	0-1	0-0	0	0	0	0	3	1	2	1	1	0	0	4	1	0	4
24 Laci Steele	12:30	1-1	0-0	0-0	0	0	0	0	0	2	0	0	0	0	0	1	0	0	1
15 Lizzy Williamson	03:30	0-0	0-0	0-0	0	0	0	0	0	0	0	0	0	0	0	4	0	0	4
11 Maddie Cox	03:32	0-1	0-0	1-2	0	0	0	0	1	1	0	0	0	0	0	8	0	0	8
Team					1	4	5	0	0	0	0	0	0	0	0	0	0	0	0
Totals		25-55	4-12	18-23	10	26	36	16	20	72	11	16	10	3	3	15	72	0	0

Technical Fouls: NONE

Dead Ball Rebounds: 4, 0

DUKE	NCSU	Points from Turnovers		Period by Period Scoring			
		1st	2nd	3rd	4th	TOT	
Biggest lead	2 (1 st 9:47)	23	3	23	2	54	
Best Scoring Run	6 (2 nd 7:04)	11	11	11	4	30	
Lead Changes	3	13	17	17	17	17	
Times Tied	1	13	14	14	14	14	
Time with Lead	02:01	37:19	18	5	18	5	

19

[#23/24] FLORIDA STATE
DUKE

46
• 88

CAMERON INDOOR STADIUM / DURHAM, N.C.

20

DUKE
MIAMI

• 58
64

WATSCO CENTER / CORAL GABLES, FLA.



Official Basketball Box Score - Final
Florida St. at Duke
01/25/24 Cameron Indoor Stadium Durham
2023-24 Women's Basketball

Game Time: 6:00 PM
Game Duration: 1:46
Attendance: 1,779

Officials: Jeffrey Smith, Talisa Green, Teressa Skuck

Florida St. - 46

NO. Name	Min	FG		3P		FT		Rebounds	Fouls	TP	AS	TO	ST	Blocks	+/-	Shooting By Period			
		M/A	M/A	M/A	M/A	OR	DR									OR	DR	1st	2nd
21 Makyla Timpson	F 26:16	2-9	0-0	0-0	2	5	7	1	0	4	0	2	1	1	1	1	1	1	27
0 Ta'Nyia Latson	G 29:33	6-17	0-3	3-3	0	2	2	13	15	1	3	0	0	0	1	39	1	0	39
1 Brianna Turnage	G 22:10	1-2	1-2	2-4	2	4	6	1	2	5	0	1	0	0	0	23	1	0	23
3 O'Narah Gordon	G 31:32	2-13	2-6	1-2	1	2													

GAME-BY-GAME BOX SCORES

21 DUKE PITTSBURGH

• 69
• 38

PETERSEN EVENT CENTER / PITTSBURGH, PA.

Official Basketball Box Score - Final
Duke at Pitt
02/01/24 Petersen Events Center, Pittsburgh
Pitt vs Duke

Game Time: 7:00 PM
Game Duration: 1:52
Attendance: 1,199



Duke - 69		Record: 14-7 (6-4)													Shooting By Period	
NO.	Name	Min	FG	3P	FT	Rebounds	Fouls	TP	AS	TO	ST	Blocks	+/-	1st	2nd	
			MA	MA	MA	OR	DR	FF	FD			BS	BA	FG%	3P%	
42	Kennedy Brown	F 25:13	4-7	0-1	5-5	2	5	7	2	6	13	2	0	0	16	37%
3	Ashlon Jackson	G 25:55	0-3	0-3	1-2	0	2	2	1	1	2	3	1	0	0	0%
4	Jadyn Donovan	G 18:47	4-8	0-0	2-3	1	2	3	1	2	10	1	2	0	0	19%
22	Taina Mair	G 30:28	2-8	1-4	2-2	0	6	6	4	1	7	3	4	1	1	17%
24	Reigan Richardson	G 25:26	7-9	3-4	0-0	3	3	1	0	17	3	1	1	1	0	19%
5	Oluchi Okanwanwa	15:23	3-4	1-2	1-1	2	3	5	3	2	8	0	2	1	0	14%
15	Emma Koebel	18:24	3-5	2-4	0-0	0	3	3	1	0	8	3	2	2	0	18%
12	Delaney Thomas	21:13	1-4	0-0	3-6	2	2	4	1	4	5	2	0	0	0	12%
21	Camilla Ernsto	14:47	0-1	0-0	0-0	2	2	2	2	1	0	0	1	0	3	15%
7	Luann Battiston	02:12	0-0	0-0	0-0	0	0	0	0	0	0	0	0	0	0	4%
13	Jordan Wood	02:12	0-0	0-0	0-0	0	1	1	0	0	0	0	0	0	0	4%
Team						1		2		0		0				
Totals			24-49	7-18	14-19	8	30	38	16	17	69	17	6	5	3	31%

Pitt - 38		Record: 7-15 (1-8)													Shooting By Period		
NO.	Name	Min	FG	3P	FT	Rebounds	Fouls	TP	AS	TO	ST	Blocks	+/-	1st	2nd		
			MA	MA	MA	OR	DR	FF	FD			BS	BA	FG%	3P%		
2	Liatu King	F 31:37	7-14	0-0	2-5	2	6	8	3	5	16	0	4	1	1	2	
14	Jale Jordan	F 26:52	1-5	1-3	3-3	0	2	2	1	1	6	1	3	1	1	20%	
3	Jasmine Timmerman	G 27:43	0-3	0-2	2-2	0	0	2	2	2	3	3	1	0	0	25%	
11	Marley Washenitz	G 29:04	1-5	0-1	1-2	0	2	2	5	6	3	0	3	0	0	10%	
20	Aislin Malcom	G 30:11	3-9	0-2	0-0	1	1	2	0	6	1	3	0	0	1	24%	
15	Raputuchi Ayodele	17:14	0-1	0-0	0-0	2	3	5	4	0	0	0	0	0	0	19%	
10	Bella Perkins	18:27	1-2	1-2	0-2	0	1	1	0	1	3	0	1	0	0	16%	
12	Lauren Rust	12:23	1-6	0-1	0-0	1	1	0	0	2	1	2	0	0	0	14%	
13	Lauren Rust	04:17	0-1	0-0	0-0	0	1	1	0	0	0	0	0	0	0	0%	
55	Raevan Boswell	02:12	0-0	0-0	0-0	0	0	0	0	0	0	0	0	0	0	0%	
Team						0		1		0		0					
Totals			14-46	2-11	8-14	5	17	22	17	16	38	6	19	7	3	5	31%

Biggest lead	DUK		PIT		Points from Turnovers	Paint	Second Chance	Fast Breaks	Bench	Period by Period Scoring					
	1st	2nd	3rd	4th						TOT					
31 (4 th 0:40)	0	10 (1 st 10:00)	26	9	28	16	6	2	21	14	17	16	22	69	
Best Scoring Run	11 (2 nd 9:41)	5 (2 nd 7:09)	0	0	2	1	2	2	1	DUK	14	17	16	22	69
Lead Changes	0	0	0	0	0	0	0	0	0	PIT	3	15	11	9	38
Times Tied	0	0	0	0	0	0	0	0	0						
Time with Lead	39:41	00:00	0	0	0	0	0	0	0						

22 WAKE FOREST DUKE

• 46
• 69

CAMERON INDOOR STADIUM / DURHAM, N.C.

Official Basketball Box Score - Final
Wake Forest at Duke
02/05/24 Cameron Indoor Stadium Durham
2023-24 Women's Basketball

Game Time: 7:00 PM
Game Duration: 1:47
Attendance: 1,640



Wake Forest - 46		Record: 4-19 (0-11)													Shooting By Period	
NO.	Name	Min	FG	3P	FT	Rebounds	Fouls	TP	AS	TO	ST	Blocks	+/-	1st	2nd	
			MA	MA	MA	OR	DR	FF	FD			BS	BA	FG%	3P%	
5	Malaya Covles	F 17:52	2-4	0-0	0-0	1	2	3	3	1	4	2	4	1	0	-3
2	Kala Harrison	G 31:09	3-6	1-1	4-4	1	2	3	2	3	11	2	3	1	0	-14
11	Raegyn Conley	G 24:57	3-4	3-3	0-0	0	0	0	0	1	2	9	0	2	1	0
21	Elise Williams	G 30:17	2-11	1-4	2-4	1	3	4	3	4	7	2	2	2	1	-16
32	Alexandra Scruggs	G 29:08	0-4	0-0	3-4	0	1	1	4	2	3	2	4	0	2	-5
12	Kala Beale	G 25:17	1-6	1-1	0-0	0	0	0	2	2	3	3	0	0	0	-18
22	Madysyn Jordan	09:20	1-2	1-1	0-0	0	2	2	4	1	3	0	2	0	0	-5
14	Rylie Theuerkauf	10:29	1-3	1-1	0-0	0	0	0	0	0	0	3	0	1	1	0
0	Alyssa Andrews	17:27	1-2	1-2	0-0	0	2	2	0	0	0	0	1	2	0	-27
1	Makela Quimby	02:09	0-0	0-0	0-0	0	0	0	0	0	0	0	0	0	0	-3
4	Ash McWhorter	01:55	0-0	0-0	0-0	0	0	0	0	0	0	0	0	0	0	-1
Team						3		1		4		0				
Totals			14-42	9-13	9-12	6	13	19	16	46	11	23	13	1	4	-23

Duke - 69		Record: 15-7 (7-4)													Shooting By Period	
NO.	Name	Min	FG	3P	FT	Rebounds	Fouls	TP	AS	TO	ST	Blocks	+/-	1st	2nd	
			MA	MA	MA	OR	DR	FF	FD			BS	BA	FG%	3P%	
42	Kennedy Brown	F 16:13	2-2	0-0	0-0	0	5	5	3	3	4	0	3	0	2	0
3	Ashlon Jackson	G 24:59	3-6	1-3	1-1	0	1	1	0	2	8	2	1	1	0	26%
4	Jadyn Donovan	G 29:33	4-6	0-0	0-0	6	4	10	2	8	3	3	3	3	0	16%
22	Taina Mair	G 32:03	7-13	1-4	2-2	0	2	2	1	3	17	3	2	0	0	8%
24	Reigan Richardson	G 25:24	3-6	0-1	0-0	0	0	0	2	1	6	2	4	1	1	27%
21	Camilla Ernsto	14:00	1-2	0-0	0-0	1	1	1	2	2	0	1	0	0	1	10%
5	Oluchi Okanwanwa	26:44	5-9	2-5	4-5	2	3	5	2	4	0	0	1	1	0	12%
15	Emma Koebel	11:58	2-5	0-3	0-0	0	1	1	3	0	4	0	1	0	0	-11
12	Delaney Thomas	14:48	0-1	0-0	2-2	1	1	2	3	1	2	1	1	0	0	9%
7	Luann Battiston	02:09	0-0	0-0	2-2	0	0	0	1	1	2	2	1	0	0	3%
13	Jordan Wood	02:09	0-0	0-0	0-0	0	0	0	0	0	0	0	0	0	0	3%
Team						2		3		5		0				
Totals			27-50	4-16	11-12	11	21	32	16	19	69	13	18	9	4	23%

Biggest lead	WFU		DU		Points from Turnovers	Paint	Second Chance	Fast Breaks	Bench	Period by Period Scoring						
	1st	2nd	3rd	4th						TOT						
16 (2 nd 9:12)	23 (4 th 0:22)	8	3	16	20	16	20	0	15	19	19	8	5	14	46	
Best Scoring Run	16 (1 st 1:48)	14 (3 rd 2:54)	0	0	0	0	0	0	0	0	0	0	0	0	0	0
Lead Changes	2	2	0	0	0	0	0	0	0	0	0	0	0	0	0	0
Times Tied	1	1	0	0	0	0	0	0	0	0	0	0	0	0	0	0
Time with Lead	18:50	18:19	0	0	0	0	0	0	0	0	0	0	0	0	0	0

23 NORTH CAROLINA DUKE

• 60
• 68

CAMERON INDOOR STADIUM / DURHAM, N.C.

Official Basketball Box Score - End of 1st OT
North Carolina at Duke
02/11/24 Cameron Indoor Stadium Durham
2023-24 Women's Basketball

Game Time: 2:00 PM
Game Duration: 2:16
Attendance: 9,314



North Carolina - 60		Record: 16-8 (9-5)													Shooting By Period	
NO.	Name	Min	FG	3P	FT	Rebounds	Fouls	TP	AS	TO	ST	Blocks	+/-	1st	2nd	
			MA	MA	MA	OR	DR	FF	FD			BS	BA	FG%	3P%	
5	Maria Galdeng	C 26:03	1-4	0-0	2-2	1	2	3	4	1	4	0	2	3	1	2
1	Alyssa Usby	G 34:34	2-14	0-0	2-3	4	5	9	4	6	3	1	0	4	1	2
10	Ronny Kelly	G 42:01	5-10	1-4	2-2	0	2	2	0	13	2	1	1	0	0	-12
20	Levi Donarski	G 44:32	4-8	2-4	1-1	4	4	5	5	11	1	0	0	0	1	-7
25	Deja Kelly	G 37:28	6-19	1-5	7-7	1	4	5	2	4	20	1	3	1	0	3%
24	Indya Nivar	13:44	0-1	0-0	2-4	0	1	1	4	2	0	3	0	1	0	-16
13	Taoni Key	07:29	0-1	0-0	2-2	0	2									

25 [#16/17] NOTRE DAME DUKE

70 • 62

CAMERON INDOOR STADIUM / DURHAM, N.C.



Official Basketball Box Score - Final
Notre Dame at Duke
02/20/24 Cameron Indoor Stadium Durham
2023-24 Women's Basketball

Game Time: 7:00 PM
Game Duration: 1:48
Attendance: 2,485

Officials: Kolesi Lukachi, Gina Cross, Jilisa Galloway

Notre Dame - 70

NO. Name	Min	FG		3P		FT		Rebounds		Fouls		TP	AS	TO	ST	Blocks		+/-	Shooting By Period
		M/A	M/A	M/A	M/A	OR	DR	OR	DR	FF	FD					FF	FD		
21 Macky Westfield	F 38:10	4-9	0-0	6-6	1	8	9	3	3	14	1	5	1	0	2	8			1st FG%: 6-13 46.2%
22 Kylee Watson	F 20:52	2-2	0-0	0-0	0	0	0	1	4	1	3	2	0	0	3				3PT%: 3-6 50.0%
3 Hannah Hidalgo	G 39:11	7-16	3-8	6-7	2	4	6	2	5	23	4	5	4	0	2	8			2nd FG%: 3-12 25.0%
11 Sonja Citron	G 38:10	5-12	1-3	1-2	0	2	2	3	2	12	2	1	4	0	1	9			3PT%: 0-2 0.0%
13 Anna DeVelle	G 19:21	1-4	1-3	0-0	2	2	0	1	3	0	1	0	0	0	1				FT%: 5-6 83.3%
14 Kiki Brunsonford	G 23:18	3-4	0-0	2-2	0	3	3	0	1	8	3	0	2	0	0	10			3rd FG%: 10-15 66.7%
15 Natalija Marshall	G 20:58	3-5	0-0	2-2	3	0	3	2	6	1	1	0	2	2	11			3PT%: 1-3 33.3%	
Team					3	0	3	0	0	1									4th FG%: 10-15 66.7%
Totals		25-52	5-14	15-19	11	17	28	10	15	70	12	17	13	2	7	8			GMFG%: 25-52 48.1%

Technical Fouls: NONE

Dead Ball Rebounds: 2, 1

Duke - 62

NO. Name	Min	FG		3P		FT		Rebounds		Fouls		TP	AS	TO	ST	Blocks		+/-	Shooting By Period
		M/A	M/A	M/A	M/A	OR	DR	OR	DR	FF	FD					FF	FD		
42 Kennedy Brown	F 31:16	2-7	0-1	0-0	3	2	5	2	1	4	4	4	2	5	0	-5			1st FG%: 5-13 38.5%
3 Ashlyn Jackson	G 29:13	1-5	1-4	0-0	1	1	2	0	0	3	2	3	0	1	0	5			3PT%: 3-6 50.0%
4 Jacyln Donovan	G 29:38	5-7	0-0	0-0	1	7	8	2	0	10	2	1	2	1	0	3			FT%: 2-2 100%
22 Taina Mair	G 28:04	5-8	2-4	0-0	1	1	2	2	1	12	3	3	1	0	0	-8			2nd FG%: 7-17 41.2%
24 Reagan Richardson	G 35:20	6-17	3-10	4-4	0	1	4	5	23	2	6	1	0	0	-1				3PT%: 0-3 0.0%
5 Oluchi Okanwa	19:21	1-4	0-0	1-1	2	4	6	3	1	3	2	3	0	0	0	-1			FT%: 1-2 50%
12 Delaney Thomas	10:22	1-2	0-0	1-2	1	0	1	0	1	3	0	0	0	0	0	-11			3rd FG%: 3-9 33.3%
21 Camilla Embsbo	08:44	0-2	0-0	2-2	1	1	2	1	1	2	0	1	0	0	0	-3			3PT%: 1-4 25.0%
15 Emma Kosbel	08:02	1-2	0-1	0-0	0	1	1	1	0	2	0	0	1	0	0	-5			FT%: 2-2 100%
Team					1	0	1	0	0	0									4th FG%: 9-15 60.0%
Totals		24-54	6-20	8-9	11	18	29	15	10	62	15	21	7	7	2	-8			GMFG%: 24-54 44.4%

Technical Fouls: NONE

Dead Ball Rebounds: 2, 0

Points from Turnovers	UND	DU	Period by Period Scoring					
			1st	2nd	3rd	4th		
Biggest lead	15 (4 th 7:31)	6 (1 st 3:13)	UND	16	11	21	22	70
Best Scoring Run	14 (3 rd 1:33)	8 (1 st 3:13)	UND	16	11	21	22	70
Lead Changes	8	5	UND	16	11	21	22	70
Times Tied	5	5	UND	16	11	21	22	70
Time with Lead	20:17	15:59	UND	16	11	21	22	70

26 DUKE [#17/17] SYRACUSE

58 • 45

JMA WIRELESS DOME / SYRACUSE, N.Y.



Official Basketball Box Score - Final
Duke at Syracuse
02/22/24 JMA Wireless Dome, Syracuse
2023-24 Women's Basketball

Game Time: 7:00 PM
Game Duration: 1:51
Attendance: 3,480

Officials: Joseph Vascily, Timothy Bryant, Courtney Robinson

Duke - 58

NO. Name	Min	FG		3P		FT		Rebounds		Fouls		TP	AS	TO	ST	Blocks		+/-	Shooting By Period
		M/A	M/A	M/A	M/A	OR	DR	OR	DR	FF	FD					FF	FD		
42 Kennedy Brown	F 23:40	4-6	0-0	4-4	3	1	4	3	3	12	1	4	2	0	0	5			1st FG%: 6-14 42.9%
3 Ashlyn Jackson	G 29:33	2-6	1-4	2-2	0	5	5	3	1	7	0	5	0	0	0	7			3PT%: 0-5 0.0%
4 Jacyln Donovan	G 29:23	4-8	0-0	0-0	7	8	15	3	0	6	2	3	1	1	0	7			FT%: 2-2 100%
22 Taina Mair	G 30:56	3-13	1-7	0-0	0	3	3	4	3	7	9	4	2	0	0	8			2nd FG%: 8-18 44.4%
24 Reagan Richardson	G 33:31	5-9	0-4	1-1	1	2	3	3	3	11	2	2	0	0	1	1			3PT%: 2-6 33.3%
21 Camilla Embsbo	16:08	1-2	0-0	4-5	2	0	2	1	3	6	0	4	0	2	0	8			FT%: 3-4 75%
5 Oluchi Okanwa	18:11	1-4	1-2	0-0	1	6	7	3	0	3	0	3	2	0	0	16			3rd FG%: 4-12 33.3%
12 Delaney Thomas	09:16	2-4	0-0	0-0	0	5	5	1	0	4	0	2	0	0	1	6			3PT%: 0-2 0.0%
15 Emma Kosbel	09:22	0-1	0-1	0-0	1	1	2	0	1	0	1	0	0	0	0	13			FT%: 4-4 100%
Team					2	4	6	0	0	0									4th FG%: 4-9 44.4%
Totals		22-53	3-18	11-12	17	35	52	21	14	58	15	27	8	3	2	13			GMFG%: 22-53 41.5%

Technical Fouls: NONE

Dead Ball Rebounds: 0, 0

Syracuse - 45

NO. Name	Min	FG		3P		FT		Rebounds		Fouls		TP	AS	TO	ST	Blocks		+/-	Shooting By Period
		M/A	M/A	M/A	M/A	OR	DR	OR	DR	FF	FD					FF	FD		
21 Santia Wilson	F 18:24	1-2	0-0	0-1	1	1	2	2	1	2	0	2	0	0	0	-8			1st FG%: 4-16 25.0%
22 Kyra Wood	F 07:40	0-2	0-0	0-0	1	0	1	0	1	0	1	0	1	0	0	-11			3PT%: 1-5 20.0%
2 Dyaisha Fair	G 38:48	7-25	1-7	7-9	2	4	6	0	10	22	1	0	3	0	0	-13			FT%: 2-2 100%
5 Georgia Woolley	G 38:51	3-11	2-3	3-4	1	4	5	3	4	11	2	4	1	0	-11			2nd FG%: 3-15 20.0%	
25 Alaina Rice	G 31:14	2-6	0-2	2-2	2	0	2	1	2	6	1	3	2	0	-12			3PT%: 0-3 0.0%	
23 Alyssa Latham	32:21	1-4	0-0	0-0	2	4	6	3	1	2	1	2	3	1	-6			FT%: 0-1 0%	
24 Izabel Varsijko	14:04	0-2	0-1	0-0	0	0	1	0	0	1	0	1	0	0	0	-3			3rd FG%: 3-14 21.4%
4 Sophie Burrows	13:41	0-4	0-3	0-2	1	1	1	1	1	2	0	1	0	0	-1			3PT%: 1-3 33.3%	
1 Kenned Perkins	04:57	0-0	0-0	0-0	0	0	0	3	1	0	0	2	0	0	-6			FT%: 7-8 87.5%	
Team					1	1	2	0	0	0									4th FG%: 4-11 36.4%
Totals		14-56	3-16	14-18	10	15	25	14	21	45	6	15	12	2	3	-13			3PT%: 1-5 20.0%

Technical Fouls: NONE

Dead Ball Rebounds: 1, 0

Points from Turnovers	DUK	SYR	Period by Period Scoring					
			1st	2nd	3rd	4th		
Biggest lead	20 (3 rd 9:36)	1 (1 st 2:03)	DUK	11	24	14	21	58
Best Scoring Run	11 (2 nd 6:38)	9 (3 rd 6:52)	DUK	14	21	11	11	58
Lead Changes	2	2	DUK	14	21	11	11	58
Times Tied	2	2	DUK	14	21	11	11	58
Time with Lead	38:48	00:13	DUK	14	21	11	11	58

27 [#6/6] NC STATE DUKE

58 • 69

CAMERON INDOOR STADIUM / DURHAM, N.C.



Official Basketball Box Score - End of 4th Period
NC State at Duke
02/25/24 Cameron Indoor Stadium Durham
2023-24 Women's Basketball

Game Time: 5:30 PM
Game Duration: 1:46
Attendance: 4,033

Officials: Dorian Brooks, Safi Elni, Teresa Skuck

NC State - 58

NO. Name	Min	FG		3P		FT		Rebounds		Fouls		TP	AS	TO	ST	Blocks		+/-	Shooting By Period
		M/A	M/A	M/A	M/A	OR	DR	OR	DR	FF	FD					FF	FD		
2 Mimi Collins	F 30:09	1-6	0-3	0-0	1	2	3	1	0	2	0	2	1	0	0	-10			1st FG%: 2-14 14.3%
1 River Baldwin	C 35:36	4-12	0-0	0-0	6	5	10	1	5	14	0	0	0	0	0	-12			3PT%: 0-5 0.0%
10 Ashia James	G 27:29	5-16	3-6	2-2	0	2	2	3	15	3	2	1	0	0	-5			FT%: 4-4 100%	
21 Madison Hayes	G 38:19	1-6	0-2	2-2	3	5	8	1	2	4	1	2	1	0	0	-10			2nd FG%: 4-14 28.6%
22 Saniya Rivers	G 36:32	6-11	0-1	1-1	0	8	8	1	1	13	1	4	1	0	-13			3PT%: 0-4 0.0%	
35 Zoe Brooks																			

GAME-BY-GAME BOX SCORES

29 DUKE NORTH CAROLINA

• 59
63

CARMICHAEL ARENA / CHAPEL HILL, N.C.



Official Basketball Box Score - Final
Duke at North Carolina
03/03/24 Carmichael Arena, Chapel Hill
2023-24 ACC Women's Basketball

Game Time: 4:00 PM
Game Duration: 1:55
Attendance: 6,139

Officials: Mik Forsberg, Jeffery Smith, Rod Coxworth

NO.	Name	Min	FG	3P	FT	Rebounds		Fouls	TP	AS	TO	ST	Blocks			+/-	Shooting By Period			
						OR	DR						OR	DR	FF		PF	BS	BA	1st
42	Kennedy Brown	F 28:29	3-10	0-0	0-0	3	5	8	3	2	6	2	2	2	1	7	3PT% 14	25.0%	0%	
3	Ashlyn Jackson	G 35:38	4-11	4-8	5-5	0	3	3	1	3	17	6	4	1	0	1	0	0	0%	
4	Jadyn Donovan	G 31:50	3-5	0-0	0-0	2	6	8	3	2	6	3	1	2	0	0	3	2nd FG% 10-18	55.0%	0%
22	Taina Mair	G 33:04	5-11	1-3	1-2	0	3	3	2	12	1	5	1	0	0	0	0	3PT% 4-6	60.0%	0%
24	Reigan Richardson	G 23:26	1-9	0-3	0-0	2	1	3	4	0	2	1	3	1	0	1	1	FT% 0	0%	0%
21	Camilla Embsbo	11:31	0-1	0-0	0-0	2	1	3	0	1	0	1	2	2	1	1	1	3rd FG% 5-6	31.3%	0%
5	Oluchi Okanwanwa	17:23	4-8	1-5	0-0	1	1	2	3	1	9	1	1	0	0	6	3PT% 2-7	28.6%	0%	
12	Delaney Thomas	08:05	0-1	0-0	1-2	0	0	1	1	1	0	0	0	0	0	0	0	4th FG% 4-13	30.8%	0%
15	Emma Koebel	10:34	2-6	2-4	0-0	1	0	1	0	0	6	0	0	0	1	3	3PT% 1-4	25.0%	0%	
Team						3	1	4	4	0	0	0	0	0	0	0	FT% 4-5	80%	0%	
Totals		22:62	8-23	7-9	14	21	35	17	12	59	14	17	10	4	5	4		GMFG% 22-62	35.5%	0%

Technical Fouls: NONE

Dead Ball Rebounds: 1, 0

NO.	Name	Min	FG	3P	FT	Rebounds		Fouls	TP	AS	TO	ST	Blocks			+/-	Shooting By Period			
						OR	DR						OR	DR	FF		PF	BS	BA	1st
0	Alexandra Zelaya	F 18:34	2-3	2-3	0-0	0	2	2	1	0	6	0	1	0	0	5	1st FG% 7-13	53.8%	0%	
31	Arya Poole	F 06:09	0-0	0-0	2-2	0	2	2	0	0	0	0	0	0	0	0	0	3PT% 1-3	33.3%	0%
1	Ayessa Usibly	G 37:43	8-14	1-1	0-0	2	4	6	4	17	2	5	4	1	2	11	2	FT% 2-2	100%	0%
20	Lexi Donskoi	G 40:00	4-11	1-5	0-0	0	5	1	3	9	0	2	3	1	1	4	2nd FG% 6-11	54.5%	0%	
25	Deja Kelly	G 40:00	7-13	0-0	4-9	1	6	7	2	8	18	3	3	0	1	4	3PT% 1-2	50.0%	0%	
5	Maria Galdeng	24:52	4-6	0-0	2-2	3	2	5	2	1	8	0	3	0	1	6	FT% 0	0%	0%	
24	Indya Nivar	22:06	0-5	0-2	0-0	1	4	5	2	0	0	1	2	4	1	0	1	3rd FG% 7-13	53.8%	0%
13	Tecora Key	05:06	0-0	0-0	0-0	0	0	0	0	0	0	1	0	0	0	1	3PT% 2-4	50.0%	0%	
15	Sydney Barker	05:30	1-1	1-1	0-0	0	0	0	0	0	3	0	1	0	0	1	FT% 0	0%	0%	
Team						1	2	2	0	0	1	0	0	0	0	0	0	GMFG% 26-53	49.1%	0%
Totals		26:53	5-12	6-13	8	26	34	12	17	63	6	19	12	5	4	4		3PT% 5-12	41.7%	0%

Technical Fouls: NONE

Dead Ball Rebounds: 5, 1

DU	UNC	Points from Turnovers	DU	UNC	Period by Period Scoring					
					1st	2nd	3rd	4th	TOT	
Biggest lead	3 (2 nd 1:26)	15 (2 nd 8:11)	12	16	DU	7	24	15	13	59
Best Scoring Run	0 (2 nd 1:26)	6 (2 nd 8:11)	20	22	UNC	17	13	16	17	63
Lead Changes	8	9	12	12						
Times Tied	5	5	10	10						
Time with Lead	05:14	30:21								

30 GEORGIA TECH DUKE

• 58
70

GREENSBORO COLISEUM / GREENSBORO, N.C.



Official Basketball Box Score - Final
Georgia Tech at Duke
03/07/24 Greensboro Coliseum, Greensboro
2023-24 ACC Women's Basketball

Game Time: 5:00 PM
Game Duration: 1:50
Attendance: 7,454

Officials: Joe Vazzy, Talisa Green, Billy Smith

NO.	Name	Min	FG	3P	FT	Rebounds		Fouls	TP	AS	TO	ST	Blocks			+/-	Shooting By Period			
						OR	DR						OR	DR	FF		PF	BS	BA	1st
13	Kayla Blackshear	F 37:16	4-6	0-0	1-2	2	1	3	4	2	9	4	0	0	0	0	10	1st FG% 4-17	23.5%	0%
5	Tonie Morgan	G 37:17	4-13	1-1	10-14	4	4	8	2	8	19	7	5	2	0	1	7	3PT% 0-2	0.0%	0%
21	Sydney Johnson	G 13:57	0-0	0-0	0-0	0	1	1	3	0	0	0	1	0	0	0	0	FT% 0	0%	0%
22	Ines Noguero	G 30:59	1-6	0-3	1-4	0	5	5	2	2	3	0	1	2	0	1	12	2nd FG% 7-12	58.3%	0%
25	Kara Dunn	G 40:00	5-14	2-5	2-2	1	5	6	4	14	0	3	0	2	1	12	3PT% 2-4	50.0%	0%	
23	Rusne Augustinale	23:02	5-11	0-3	1-2	0	0	0	1	2	11	0	1	0	0	1	FT% 2-5	40%	0%	
20	Ariadne Termis	05:45	0-1	0-0	0-0	0	0	0	0	0	1	0	0	0	0	1	3rd FG% 4-11	36.4%	0%	
32	D'Asia Thomas-Harris	02:40	0-0	0-0	0-0	0	0	0	0	0	0	0	0	0	0	0	3PT% 1-4	25.0%	0%	
11	Alexa Wone Aranzaz	09:04	1-2	0-0	0-1	0	0	0	0	1	2	0	0	1	0	1	FT% 8-9	88.9%	0%	
Team						1	2	3	0	0	0	0	0	0	0	0	0	4th FG% 5-13	38.5%	0%
Totals		20:53	3-12	15-25	8	19	27	14	19	58	11	12	5	2	4	12		GMFG% 20-53	37.7%	0%

Technical Fouls: NONE

Dead Ball Rebounds: 4, 0

NO.	Name	Min	FG	3P	FT	Rebounds		Fouls	TP	AS	TO	ST	Blocks			+/-	Shooting By Period			
						OR	DR						OR	DR	FF		PF	BS	BA	1st
42	Kennedy Brown	F 27:32	7-11	0-1	4	4	8	2	3	14	2	1	1	0	1	3	1st FG% 8-13	61.5%	0%	
3	Ashlyn Jackson	G 32:57	4-10	3-6	0-0	1	4	5	1	2	11	3	3	0	0	2	3PT% 1-3	33.3%	0%	
4	Jadyn Donovan	G 31:36	5-5	0-0	0-0	1	7	8	4	0	10	4	3	2	1	0	2	FT% 0	0%	0%
22	Taina Mair	G 32:29	1-7	1-3	0-0	2	5	7	3	1	3	7	2	1	1	0	8	2nd FG% 8-18	44.4%	0%
24	Reigan Richardson	G 33:22	4-10	0-2	0-0	1	1	2	3	5	8	2	6	0	2	1	20	3PT% 4-8	50.0%	0%
5	Oluchi Okanwanwa	24:07	7-14	1-5	0-0	1	3	4	3	0	15	2	2	0	0	13	FT% 1-1	100%	0%	
21	Camilla Embsbo	14:15	3-3	0-0	3-4	1	5	6	2	3	9	0	1	0	0	11	3rd FG% 8-15	53.3%	0%	
13	Jordan Wood	02:06	0-0	0-0	0-0	0	0	0	0	0	0	0	0	0	0	5	3PT% 0-4	0.0%	0%	
15	Emma Koebel	01:36	0-1	0-1	0-0	0	0	0	0	1	0	0	0	0	0	4	FT% 2-4	50%	0%	
Team						2	2	2	0	0	1	0	0	0	0	0	0	4th FG% 7-15	46.7%	0%
Totals		31:61	5-18	3-5	13	29	42	19	14	70	20	19	6	4	2	12		GMFG% 31-61	50.8%	0%

Technical Fouls: NONE

Dead Ball Rebounds: 0, 2

GT	DUKE	Points from Turnovers	GT	DUKE	Period by Period Scoring					
					1st	2nd	3rd	4th	TOT	
Biggest lead	2 (1 st 6:31)	17 (2 nd 1:36)	20	13	GT	8	18	17	15	58
Best Scoring Run	8 (2 nd 8:23)	11 (1 st 0:48)	26	46	UNC	17	21	18	14	70
Lead Changes	4	4	15	15						
Times Tied	5	7	7	7						
Time with Lead	00:45	34:02								

31 DUKE [10/10] NC STATE

• 51
54

GREENSBORO COLISEUM / GREENSBORO, N.C.



Official Basketball Box Score - Final
Duke at NC State
03/03/24 Greensboro Coliseum, Greensboro
2023-24 ACC Women's Basketball

Game Time: 5:00 PM
Game Duration: 2:01

Officials: Paulini Spruiell, Ed Sidisky, Meadow Overstreet

NO.	Name	Min	FG	3P	FT	Rebounds		Fouls	TP	AS	TO	ST	Blocks			+/-	Shooting By Period			
						OR	DR						OR	DR	FF		PF	BS	BA	1st
42	Kennedy Brown	F 26:59	2-10	0-1	5-6	1	6	7	4	3	9	0	1	2	2	1	2	1st FG% 8-18	44.4%	0%
4	Jadyn Donovan	G 29:50	3-4	0-0	0-0	1	5	6	3	1	6	0	3	3	0	0	4	3PT% 0-3	0.0%	0%
22	Taina Mair	G 38:19	2-15	0-6	2-2	2	4	1	1	6	3	1								

33 DUKE [#7/6] OHIO STATE • 75 63

VALUE CITY ARENA / COLUMBUS, OHIO.

34 DUKE [#10/7] UCONN • 45 53

MODA CENTER / PORTLAND, ORE.



Official Basketball Box Score - Final
Duke at Ohio State
 03/24/24 Value City Arena, Columbus, Ohio
 NCAA Division I Women's Basketball Championship - Second Round

Game Time: 12:00 PM
 Game Duration: 2:01
 Attendance: 6,333

Officials: Natasha Cany, Mark Resch, Timothy Greene

Duke - 75 Record: 22-11

NO.	Name	Min	FG	3P	FT	Rebounds	Fouls	TP	AS	TO	ST	Blocks	+/-	Shooting By Period				
			M/A	M/A	M/A	OR	DR	FF	FD			BS	BA					
42	Kennedy Brown	F 30:24	4-6	0-0	1-1	2	3	5	4	2	9	1	5	1	0	0	4	1st FG% 2-11 18.2%
3	Ashlyn Jackson	G 27:09	4-6	1-3	4-5	0	4	4	3	3	13	3	2	0	0	0	10	FT% 0-4 0.0%
4	Jadyn Donovan	G 12:46	0-1	0-0	0-0	1	5	6	4	1	0	1	1	0	1	0	-12	FT% 0-9 0.0%
22	Taina Mair	G 30:40	1-9	1-5	8-9	0	3	3	2	4	11	4	2	1	0	0	2	2nd FG% 8-13 61.5%
24	Reigan Richardson	G 32:42	11-18	3-3	3-4	2	5	7	1	5	28	1	1	3	0	0	17	3PT% 3-5 60.0%
5	Oluchi Okanwanwa	13:30	1-2	0-1	2-2	1	1	2	3	2	4	1	4	0	0	0	2	FT% 3-3 100%
12	Delaney Thomas	27:09	1-1	0-0	6-6	1	7	8	2	3	8	1	0	1	0	0	22	3PT% 1-3 33.3%
15	Emma Koabel	16:54	0-1	0-1	0-0	0	0	0	2	1	0	0	1	0	1	0	7	FT% 2-2 100%
21	Camilla Ernsbo	09:36	1-1	0-0	0-2	1	1	2	1	1	2	0	0	0	4	0	8	4th FG% 5-10 50.0%
Team						0	1	1		0								3PT% 1-1 100.0%
Totals		23:45	5-13	24-29	8	30	38	22	22	75	13	16	7	5	0	12		FT% 13-15 86.7%

Technical Fouls: NONE
 Dead Ball Rebounds: 3, 0

Ohio State - 63 Record: 26-6

NO.	Name	Min	FG	3P	FT	Rebounds	Fouls	TP	AS	TO	ST	Blocks	+/-	Shooting By Period				
			M/A	M/A	M/A	OR	DR	FF	FD			BS	BA					
23	Rebeka Mikulasikova	F 36:52	2-6	0-1	2-2	0	3	3	5	1	6	5	3	0	0	1	-9	1st FG% 8-16 50.0%
32	Colie McMahon	F 37:14	9-17	0-0	9-13	0	5	3	12	27	0	1	0	0	3	-5		3PT% 0-4 0.0%
2	Taylor Thierry	G 32:11	2-5	0-1	1-2	1	1	2	5	2	5	1	1	2	0	0	-7	FT% 4-5 80.0%
4	Jacy Shelton	G 40:00	5-13	1-4	2-4	2	1	3	3	2	13	4	2	0	0	0	-12	2nd FG% 6-11 54.5%
12	Celeste Taylor	G 28:10	3-10	0-4	0-0	1	1	2	5	0	6	1	2	4	0	0	4	3PT% 0-0 0.0%
1	Rikki Harris	15:04	0-2	0-1	4-6	0	2	2	0	4	4	0	0	1	0	0	-20	FT% 4-7 57.1%
14	Talyfer Parks	03:08	1-1	0-0	0-0	0	0	0	1	1	2	0	0	0	0	0	-3	3rd FG% 4-14 28.6%
0	Madison Greene	07:21	0-0	0-0	0-0	0	0	0	0	0	0	0	0	0	0	0	-8	FT% 0-4 0.0%
Team						1	2	3		0								FT% 6-9 66.7%
Totals		22:54	1-11	18-27	5	15	20	22	22	63	13	9	7	0	5	-12		4th FG% 4-13 30.8%

Technical Fouls: NONE
 Dead Ball Rebounds: 6, 1

	DUK	OSU	Points from	DUK	OSU	Period by Period Scoring
Biggest lead	13 (4 th 0:19)	16 (2 nd 5:07)	Turnovers	12	13	1st 2nd 3rd 4th TOT
Best Scoring Run	11 (3 rd 8:26)	8 (1 st 1:16)	Paint	22	36	DUK 10 22 19 24 75
Lead Changes	5	8 (1 st 1:16)	Second Chance	7	7	OSU 20 16 14 13 63
Times Tied	4		Fast Breaks	4	6	
Time with Lead	08:17	28:33	Bench	14	6	



Official Basketball Box Score - Final
Duke at UConn
 03/20/24 Moda Center, Portland
 2023-24 Women's Basketball

Game Time: 5:00 PM
 Game Duration: 1:49
 Attendance: 12,103

Officials: Eric Brewton, Karen Piroto, Fatou Gasoko-Shegers

Duke - 45 Record: 22-12

NO.	Name	Min	FG	3P	FT	Rebounds	Fouls	TP	AS	TO	ST	Blocks	+/-	Shooting By Period				
			M/A	M/A	M/A	OR	DR	FF	FD			BS	BA					
42	Kennedy Brown	F 26:36	2-10	0-1	0-0	4	6	10	5	0	4	0	1	0	1	3	-11	1st FG% 3-13 23.1%
3	Ashlyn Jackson	G 32:36	1-5	1-3	2-2	0	2	2	2	5	1	3	1	0	0	-8		3PT% 0-5 0.0%
4	Jadyn Donovan	G 21:06	1-3	0-0	0-0	2	4	6	2	0	2	3	3	1	2	0	1	FT% 0-0 0.0%
22	Taina Mair	G 23:41	2-5	1-2	0-0	1	1	2	1	0	5	2	4	2	0	1	-12	2nd FG% 2-11 18.2%
24	Reigan Richardson	G 37:36	5-15	0-5	0-0	0	2	2	3	3	10	1	1	1	0	-9		3PT% 1-4 25.0%
12	Delaney Thomas	10:01	0-0	0-0	0-0	0	4	4	2	1	0	0	1	1	1	0	-3	FT% 2-4 50%
5	Oluchi Okanwanwa	29:38	5-11	2-6	3-5	3	3	6	4	4	15	0	7	0	1	1	1	3rd FG% 6-15 40.0%
15	Emma Koabel	05:22	0-2	0-2	0-0	0	1	1	0	0	0	1	1	0	0	0	-2	FT% 0-0 0.0%
21	Camilla Ernsbo	13:24	2-4	0-0	0-0	2	2	4	1	1	4	0	1	0	0	1	3	4th FG% 7-16 43.8%
Team						4	2	6		0								3PT% 1-4 25.0%
Totals		18:55	4-19	5-7	16	27	43	20	11	45	8	23	6	6	6	8		GM FG% 18-55 32.7%

Technical Fouls: NONE
 Dead Ball Rebounds: 2, 0

UConn - 53 Record: 32-5

NO.	Name	Min	FG	3P	FT	Rebounds	Fouls	TP	AS	TO	ST	Blocks	+/-	Shooting By Period				
			M/A	M/A	M/A	OR	DR	FF	FD			BS	BA					
3	Aaliyah Edwards	F 28:46	6-7	0-0	0-1	1	6	7	4	7	12	1	3	2	2	0	13	1st FG% 5-14 35.7%
2	KK Arnold	G 40:00	5-15	0-4	2-2	0	3	3	2	3	12	4	2	5	0	3	8	3PT% 0-2 0.0%
5	Paige Bueckers	G 40:00	9-21	2-6	4-7	1	4	5	2	5	24	1	2	3	2	0	8	FT% 0-0 0.0%
10	Nika Muhl	G 40:00	1-6	1-3	0-0	3	3	6	0	4	3	8	3	4	0	1	8	2nd FG% 6-14 42.9%
12	Ashlynn Shade	G 37:58	0-4	0-3	0-0	4	4	2	1	0	1	1	1	0	0	1	9	3PT% 0-3 0.0%
25	Ice Brady	13:16	1-2	0-0	0-0	0	1	1	1	0	2	1	1	0	2	1	-6	FT% 1-4 25%
Team						2	0	2		0								3rd FG% 7-13 53.8%
Totals		22:55	3-16	6-10	7	21	28	11	20	53	16	13	14	6	6	8		3PT% 3-8 37.5%

Technical Fouls: NONE
 Dead Ball Rebounds: 3, 0

	DUK	CON	Points from	DUK	CON	Period by Period Scoring
Biggest lead	0 (1 st 10:00)	20 (3 rd 2:58)	Turnovers	6	23	1st 2nd 3rd 4th TOT
Best Scoring Run	10 (4 th 1:59)	7 (3 rd 7:16)	Paint	20	26	DUK 6 7 14 18 45
Lead Changes	0		Second Chance	11	2	CON 10 13 19 11 53
Times Tied	1		Fast Breaks	8	10	
Time with Lead	00:00	36:50	Bench	19	2	

A black and white photograph of a woman with curly hair, wearing a dark jacket and a white turtleneck, laughing joyfully while holding a basketball. She is wearing a name tag and a watch. In the background, another person is partially visible wearing a white jersey with the number '20'.

TRADITION

NATIONAL PLAYER OF THE YEAR

Alana Beard	²⁵ 2003
Alana Beard	^{12,4,6} 2004
Lindsey Harding	^{2,3} 2007

AP, ESPN, Naismith, Wade Trophy, Victor Award, USBWA, Wooden, SI, WBCA, Basketball Times, SI for Women, Women's Basketball Journal, WomensCollegeHoops.com, CBS Sportsline, Honda Award, Basketball Yearbook, Kodak/WBCA, Women's Basketball News Service, AWSF/Fast Break, State Farm/Kodak, GBallMag.com, Russell Athletic/WBCA, WBCA District II, NCAA District III

NATIONAL DEFENSIVE PLAYER OF THE YEAR

Lindsey Harding	⁹ 2007
Elizabeth Williams	⁹ 2015

AP, ESPN, Naismith, Wade Trophy, Victor Award, USBWA, Wooden, SI, WBCA, Basketball Times, SI for Women, Women's Basketball Journal, WomensCollegeHoops.com, CBS Sportsline, Honda Award, Basketball Yearbook, Kodak/WBCA, Women's Basketball News Service, AWSF/Fast Break, State Farm/Kodak, GBallMag.com, Russell Athletic/WBCA, WBCA District II, NCAA District III

NATIONAL FRESHMAN OF THE YEAR

Alana Beard	^{6,8,11,12,13,14} 2001
Elizabeth Williams	^{2,6,10} 2012

AP, ESPN, Naismith, Wade Trophy, Victor Award, USBWA, Wooden, SI, WBCA, Basketball Times, SI for Women, Women's Basketball Journal, WomensCollegeHoops.com, CBS Sportsline, Honda Award, Basketball Yearbook, Kodak/WBCA, Women's Basketball News Service, AWSF/Fast Break, State Farm/Kodak, GBallMag.com, Russell Athletic/WBCA, WBCA District II, NCAA District III

NATIONAL COACH OF THE YEAR

Debbie Leonard	²⁴ 1985
Gail Goestenkers	²⁴ 1995
Gail Goestenkers	⁵ 1999
Gail Goestenkers	¹⁰ 2000
Gail Goestenkers	²³ 2001
Gail Goestenkers	^{21,23} 2002
Gail Goestenkers	^{3,5,22,23} 2003
Gail Goestenkers	²³ 2004
Gail Goestenkers	^{1,3,6,10,22} 2007

AP, ESPN, Naismith, Wade Trophy, Victor Award, USBWA, Wooden, SI, WBCA, Basketball Times, SI for Women, Women's Basketball Journal, WomensCollegeHoops.com, CBS Sportsline, Honda Award, Basketball Yearbook, Kodak/WBCA, Women's Basketball News Service, AWSF/Fast Break, State Farm/Kodak, GBallMag.com, Russell Athletic/WBCA, WBCA District II, NCAA District III

POSITIONAL/OTHER AWARDS

ESPN THE MAGAZINE SHOOTING GUARD OF THE YEAR	
Alana Beard	2003
FRANCES POMEROY NAISMITH AWARD	
Lindsey Harding	2007
NANCY LIEBERMAN AWARD (TOP POINT GUARD)	
Lindsey Harding	2007
ROBIN ROBERTS/WBCA BROADCASTING SCHOLARSHIP	
Lindsey Harding	2007
SENIOR CLASS AWARD	
Alana Beard	2004
Alison Bales	2007



ASSOCIATED PRESS (AP) ALL-AMERICA

Nicole Erickson (HM)	1999
Michele Van Gorp (3rd)	1999
Alana Beard (HM)	2001
Georgia Schweitzer (3rd)	2001
Alana Beard (1st)	2002
Iciss Tillis (HM)	2002
Alana Beard (1st)	2003
Iciss Tillis (HM)	2003
Alana Beard (1st)	2004
Iciss Tillis (HM)	2004
Monique Currie (1st)	2005
Monique Currie (2nd)	2006
Lindsey Harding (HM)	2006
Alison Bales (3rd)	2007
Lindsey Harding (1st)	2007
Abby Waner (HM)	2007
Chante Black (HM)	2008
Abby Waner (HM)	2008
Chante Black (3rd)	2009
Jasmine Thomas (3rd)	2010
Jasmine Thomas (2nd)	2011
Chelsea Gray (HM)	2012
Elizabeth Williams (3rd)	2012
Chelsea Gray (2nd)	2013
Elizabeth Williams (3rd)	2013
Tricia Liston (3rd)	2014
Elizabeth Williams (3rd)	2014
Elizabeth Williams (2nd)	2015
Azurá Stevens (HM)	2016
Lexie Brown (3rd)	2017
Lexie Brown (3rd)	2018
Haley Gorecki (HM)	2020
Celeste Taylor (HM)	2023

AWARD FINALISTS

NATIONAL PLAYER OF THE YEAR	
Georgia Schweitzer	³ 2001
Alana Beard	³ 2002
Alana Beard	³ 2003
Iciss Tillis	³ 2003
Alana Beard	^{3,4,7} 2004
Iciss Tillis	^{3,4} 2004
Monique Currie	^{3,4,7} 2005
Monique Currie	^{4,7} 2006
Alison Bales	⁴ 2007
Lindsey Harding	^{3,4,7} 2007
Chante Black	⁴ 2008
Jasmine Thomas	^{3,4,7} 2010
Jasmine Thomas	⁷ 2011
Elizabeth Williams	^{3,4,7} 2012
Chelsea Gray	⁷ 2013
Elizabeth Williams	⁷ 2013
Elizabeth Williams	^{6,7,17,20} 2015

NATIONAL COACH OF THE YEAR (NAISMITH)	
Gail Goestenkers	2001, '02, '03, '04

NATIONAL DEFENSIVE PLAYER OF THE YEAR	
Celeste Taylor	³ 2023

WBCA NCAA DIVISION I COACHES ALL-AMERICA	
Celeste Taylor	2023

SENIOR CLASS AWARD	
Monique Currie	2006
Abby Waner	2009
Joy Cheek	2010
Jasmine Thomas	2011
Haley Peters	2014
Elizabeth Williams	2015
Lexie Brown	2018
Rebecca Greenwell	2018

ALL-AMERICA (OTHER ORGANIZATIONS)

Katie Meier	¹⁶ 1986
Chris Moreland	²⁰ 1986
Chris Moreland	^{18,20} 1988
Katie Meier	²⁰ 1990
Sue Harnett	¹⁹ 1991
Tyish Hall	²⁰ 1996
Hilary Howard	²⁰ 1998
Michele Van Gorp	¹⁷ 1999
Peppi Browne	¹² 2000
Georgia Schweitzer	²⁰ 2000
Alana Beard	^{10,13,18,20} 2001
Georgia Schweitzer	^{6,17,20} 2001
Alana Beard	^{6,17,20} 2002
Monique Currie	¹³ 2002
Iciss Tillis	²⁰ 2002
Alana Beard	^{6,17,18,20} 2003
Iciss Tillis	^{17,20} 2003
Alana Beard	^{6,7,17,18,20} 2004
Iciss Tillis	²⁰ 2004
Monique Currie	^{6,17,20} 2005
Monique Currie	^{6,17,20} 2006
Lindsey Harding	²⁰ 2006
Alison Bales	^{6,20} 2007
Lindsey Harding	^{6,17,20} 2007
Chante Black	²⁰ 2008
Chante Black	⁶ 2009
Jasmine Thomas	^{6,20} 2010
Jasmine Thomas	²⁰ 2011
Chelsea Gray	^{6,20} 2012
Elizabeth Williams	²⁰ 2012
Chelsea Gray	^{17,20} 2013
Elizabeth Williams	²⁰ 2013
Tricia Liston	²⁰ 2014
Elizabeth Williams	^{6,17,20} 2015
Azurá Stevens	²⁰ 2016
Lexie Brown	²⁰ 2017
Rebecca Greenwell	²⁰ 2017
Lexie Brown	²⁰ 2018
Rebecca Greenwell	²⁰ 2018
Haley Gorecki	⁶ 2020

AP, ESPN, Naismith, Wade Trophy, Victor Award, USBWA, Wooden, SI, WBCA, Basketball Times, SI for Women, Women's Basketball Journal, WomensCollegeHoops.com, CBS Sportsline, Honda Award, Basketball Yearbook, Kodak/WBCA, Women's Basketball News Service, AWSF/Fast Break, State Farm/Kodak, GBallMag.com, Russell Athletic/WBCA, WBCA District II, NCAA District III

AWARD WATCH LISTS/NOMINATIONS

NANCY LIEBERMAN AWARD WATCH LIST	
Georgia Schweitzer	2001
Alana Beard	2002
Lindsey Harding	2004, '06
Jasmine Thomas	2010, '11
Chelsea Gray (finalist)	2012, '13
Chelsea Gray	2014
Lexie Brown (finalist)	2017, '18
Kyra Lambert	2019
ANN MEYERS-DRYSDALE AWARD WATCH LIST	
Lexie Brown	2017
Haley Gorecki	2019
Haley Gorecki (finalist)	2020
Celeste Taylor	2022, '23
CHERYL MILLER AWARD WATCH LIST	
Leaonna Odom	2019
Elizabeth Balogun	2021, '22, '23
KATRINA MCCLAIN AWARD WATCH LIST	
Leaonna Odom	2020
LISA LESLIE AWARD WATCH LIST	
Erin Mathias	2018
Jade Williams	2019, '20, '21
Kennedy Brown	2023, '24
DAWN STALEY AWARD WATCH LIST	
Lexie Brown (midseason)	2017
Lexie Brown (Top 15)	2018
HONDA AWARD (NATIONAL PLAYER OF THE YEAR)	
Alana Beard	2002, '03, '04
Monique Currie	2005
Lindsey Harding	2007
ESPN THE MAGAZINE POWER FORWARD OF THE YEAR	
Iciss Tillis	20
WERNER LADDER NAISMITH WOMEN'S COTY LATE SEASON WATCH LIST	
Kara Lawson	2023

NATIONAL HONORS & AWARDS

NCAA ALL-TOURNAMENT TEAMS

ALL-NCAA FINAL FOUR TEAM (5)

Nicole Erickson	1999
Michele Van Gorp	1999
Alana Beard	2003
Alison Bales	2006
Monique Currie	2006

ALL-NCAA EAST REGIONAL (6)

Nicole Erickson	1999
Georgia Schweitzer*	1999
Michele Van Gorp	1999
Alana Beard*	2002
Michele Matyasovsky	2002
Sheana Mosch	2022

* - Named Most Outstanding Player

ALL-NCAA WEST REGIONAL (3)

Peppi Browne	1998
Nicole Erickson	1998
Alana Beard	2001

ALL-NCAA MIDWEST REGIONAL (2)

Alana Beard*	2003
Iciss Tillis	2003

* - Named Most Outstanding Player

ALL-NCAA MIDEAST REGIONAL (2)

Alana Beard	2004
Monique Currie	2004

ALL-NCAA CHATTANOOGA REGIONAL (2)

Monique Currie	2005
Mistie Williams	2005

ALL-NCAA BRIDGEPORT REGIONAL (2)

Alison Bales*	2006
Abby Waner	2006

* - Named Most Outstanding Player

ALL-NCAA GREENSBORO REGIONAL (1)

Alison Bales	2007
--------------	------

ALL-NCAA OKLAHOMA CITY REGIONAL (1)

Chante Black	2008
--------------	------

ALL-NCAA MEMPHIS REGIONAL (3)

Joy Cheek	2010
Karima Christmas	2010
Jasmine Thomas	2010

ALL-NCAA PHILADELPHIA REGIONAL (2)

Karima Christmas	2011
Jasmine Thomas	2011

ALL-NCAA FRESNO REGIONAL (2)

Chelsea Gray	2012
Elizabeth Williams	2012

ALL-NCAA NORFOLK REGIONAL (2)

Alexis Jones	2013
Tricia Liston	2013

WBCA HIGH SCHOOL ALL-AMERICANS

Windsor Coggeshall	1993
Nicole Erickson	1994
Olga Gvozdenovic	1999
Michele Matyasovsky	1999
Alana Beard	2000
Iciss Tillis	2000
Rometria Craig	2000
Monique Currie	2001
Wynter Whitley	2001
Mistie Bass	2002
Brooke Smith	2002
Alison Bales	2003
Brittany Hunter	2003
Wanisha Smith	2004
Chante Black	2004
Carrem Gay	2005
Abby Waner	2005
Bridgette Mitchell	2006
Karima Christmas	2007
Jasmine Thomas	2007
Krystal Thomas	2007
Shay Selby	2008
Chelsea Gray	2010
Richa Jackson	2010
Amber Henson	2011
Elizabeth Williams	2011
Alexis Jones	2012
Oderah Chidom	2013
Kendall Cooper	2013
Rebecca Greenwell	2013
Sierra Calhoun	2014
Kyra Lambert	2015

MCDONALD'S HIGH SCHOOL ALL-AMERICANS

Mistie Bass	2002
Brooke Smith	2002
Alison Bales	2003
Brittany Hunter	2003
Chante Black	2004
Wanisha Smith	2004
Carrem Gay	2005
Abby Waner	2005
Joy Cheek	2006
Bridgette Mitchell	2006
Jasmine Thomas	2007
Krystal Thomas	2007
Chelsea Gray	2010
Richa Jackson	2010
Haley Peters	2010
Amber Henson	2011
Elizabeth Williams	2011
Alexis Jones	2012
Sierra Moore	2012
Lexie Brown	2013
Oderah Chidom	2013
Kendall Cooper	2013
Rebecca Greenwell	2013
Lynéé Belton	2014
Sierra Calhoun	2014
Kyra Lambert	2015
Leaonna Odom	2016
Jade Williams	2017
Elizabeth Balogun	2018
Nyah Green	2019
Jordyn Oliver	2019
Celeste Taylor	2019
Ashlon Jackson	2022
Jadyn Donovan	2023
Riley Nelson	2023
Arianna Roberson	2024

JORDAN BRAND CLASSIC ALL-AMERICANS

Kyra Lambert	2015
Leaonna Odom	2016
Lexi Gordon	2017
Jade Williams	2017
Elizabeth Balogun	2018
Nyah Green	2018
Jordyn Oliver	2018
Celeste Taylor	2018
Ashlon Jackson	2022
Jadyn Donovan	2023
Riley Nelson	2023
Delaney Thomas	2023
Toby Fournier	2024



MAJOR CONFERENCE AWARDS

ACC PLAYER OF THE YEAR

Chris Moreland	1987
Georgia Schweitzer	2000, '01
Alana Beard	2002, '03, '04
Monique Currie	2005
Lindsey Harding	2007
Chelsea Gray (co)	2013

ACC DEFENSIVE PLAYER OF THE YEAR

Lindsey Harding	2006, '07
Chante Black	2009
Elizabeth Williams	2012, '13, '14, '15
Lexie Brown	2018
Celeste Taylor	2023

ACC COACH OF THE YEAR

Debbie Leonard	1985
Gail Goestenkors	1995, '96, '99, '02, '03, '04
Joanne P. McCallie	2010
Joanne P. McCallie	2012
Joanne P. McCallie	2013

ACC 6TH PLAYER OF THE YEAR

Oluchi Okananwa	2024
-----------------	------

ACC ROOKIE OF THE YEAR

Chris Moreland	1985
Katie Meier	1986
Alana Beard	2001
Elizabeth Williams	2012
Shayann Day-Wilson	2022

ACC ATHLETE OF THE YEAR (MARY GABER AWARD)

Alana Beard	2003
Lindsey Harding	2007

ALL-ACC

Chris Moreland (2nd)	1985
Connie Goins (2nd)	1986
Chris Moreland (1st)	1986
Chris Moreland (1st)	1987
Chris Moreland (2nd)	1988
Sue Harnett (2nd)	1989
Katie Meier (1st)	1990
Sue Harnett (2nd)	1991
Carey Kauffman (2nd)	1994
Ali Day (1st)	1995
Carey Kauffman (2nd)	1995
Ali Day (2nd)	1996
Tyish Hall (2nd)	1996
Tyish Hall (2nd)	1997
Kira Orr (2nd)	1997
Nicole Erickson (2nd)	1998
Hilary Howard (1st)	1998
Nicole Erickson (2nd)	1999
Hilary Howard (2nd)	1999
Michele Van Gorp (1st)	1999
Peppi Browne (1st)	2000
Georgia Schweitzer (1st)	2000
Alana Beard (1st)	2001
Sheana Mosch (3rd)	2001
Georgia Schweitzer (1st)	2001
Alana Beard (1st)	2002
Monique Currie (2nd)	2002
Iciss Tillis (1st)	2002
Alana Beard (1st)	2003
Vicki Krapohl (3rd)	2003
Iciss Tillis (1st)	2003
Mistie Bass (3rd)	2004
Alana Beard (1st)	2004
Monique Currie (2nd)	2004
Lindsey Harding (3rd)	2004
Iciss Tillis (1st)	2004
Mistie Bass (3rd)	2005
Monique Currie (1st)	2005
Jessica Foley (3rd)	2005
Mistie Bass (2nd)	2006
Monique Currie (1st)	2006
Lindsey Harding (2nd)	2006
Alison Bales (1st)	2007
Lindsey Harding (1st)	2007
Abby Waner (2nd)	2007
Chante Black (2nd)	2008
Abby Waner (3rd)	2008
Chante Black (1st)	2009

ALL-ACC (CONT.)

Joy Cheek (3rd)	2010
Jasmine Thomas (1st)	2010
Jasmine Thomas (1st)	2011
Krystal Thomas (3rd)	2011
Chelsea Gray (1st)	2012
Haley Peters (3rd)	2012
Elizabeth Williams (1st)	2012
Chelsea Gray (1st)	2013
Chelsea Gray (1st)^	2013
Tricia Liston (2nd)	2013
Haley Peters (2nd)	2013
Elizabeth Williams (1st)	2013
Elizabeth Williams (1st)^	2013
Alexis Jones (2nd)^	2014
Tricia Liston (1st)	2014
Tricia Liston (1st)^	2014
Elizabeth Williams (1st)	2014
Elizabeth Williams (1st)^	2014
Azurá Stevens (2nd)	2015
Elizabeth Williams (1st)	2015
Elizabeth Williams (1st)^	2015
Rebecca Greenwell (2nd)	2016
Rebecca Greenwell (2nd)^	2016
Azurá Stevens (1st)	2016
Azurá Stevens (1st)^	2016
Lexie Brown (1st)	2017
Lexie Brown (1st)^	2017
Rebecca Greenwell (1st)	2017
Rebecca Greenwell (1st)^	2017
Lexie Brown (1st)	2018
Lexie Brown (1st)^	2018
Rebecca Greenwell (2nd)	2018
Rebecca Greenwell (2nd)^	2018
Haley Gorecki (1st)	2019
Haley Gorecki (2nd)^	2019
Haley Gorecki (1st)	2020
Haley Gorecki (1st)^	2020
Leaonna Odom (2nd)	2020
Leaonna Odom (2nd)^	2020
Celeste Taylor (1st)	2023
Reigan Richardson (2nd)	2024

^voted by league head coach's (2012-2022)

ACC ALL-DEFENSIVE TEAM

Peppi Browne	2000
Rochelle Parent	2000
Alana Beard	2001
Rochelle Parent	2001
Alana Beard	2002
Iciss Tillis	2002
Alana Beard	2003
Alana Beard	2004
Lindsey Harding	2004
Allison Bales	2005
Lindsey Harding	2006
Allison Bales	2007
Lindsey Harding	2007
Chante Black	2009
Keturah Jackson	2010
Jasmine Thomas	2011
Elizabeth Williams	2012
Chelsea Gray	2013
Elizabeth Williams	2013
Elizabeth Williams	2014
Elizabeth Williams	2015
Azurá Stevens	2016
Lexie Brown	2017
Lexie Brown	2018
Haley Gorecki^	2020
Celeste Taylor	2023

^voted by league head coach's (2012-2022)

ACC HONORS & AWARDS

ALL-ACC FRESHMAN TEAM

Jennifer Scanlon	1993
Payton Black	1996
Peppi Browne	1997
Georgia Schweitzer	1998
Krista Gingrich	1999
Michele Matyasovsky	2000
Sheana Mosch	2000
Alana Beard	2001
Iciss Tillis	2001
Monique Currie	2002
Wynter Whitley	2002
Mistie Bass	2003
Lindsey Harding	2003
Wanisha Smith	2005
Abby Waner	2006
Allison Vernerey	2010
Chelsea Gray	2011
Elizabeth Williams	2012
Alexis Jones	2013
Alexis Jones^	2013
Azurá Stevens	2015
Azurá Stevens^	2015
Leaonna Odom	2017
Leaonna Odom^	2017
Jade Williams6	2018
Miela Goodchild	2019
Miela Goodchild^	2019
Shayeann Day-Wilson	2022
Shayeann Day-Wilson^	2022
Oluchi Okananwa	2024

^voted by league head coach's (2012-2022)

ACC TOURNAMENT MVP

Georgia Schweitzer	2001
Monique Currie	2002
Iciss Tillis	2003
Iciss Tillis	2004
Jasmine Thomas	2010
Jasmine Thomas	2011
Alexis Jones	2013

ACC ALL-TOURNAMENT TEAM

Chris Moreland	1985
Katie Meier	1990
Ali Day (2nd)	1995
Kira Orr (1st)	1995
Payton Black (2nd)	1996
Kira Orr (1st)	1996
Kira Orr (1st)	1997
Nicole Erickson (2nd)	1998
Hilary Howard (1st)	1998
Michele Van Gorp (2nd)	1999
Sheana Mosch (2nd)	2000
Lauren Rice (1st)	2000
Georgia Schweitzer (1st)	2000
Missy West (2nd)	2000
Alana Beard (1st)	2001
Michele Matyasovsky (2nd)	2001
Rochelle Parent (1st)	2001
Alana Beard (1st)	2002
Monique Currie (1st)	2002
Krista Gingrich (2nd)	2002
Iciss Tillis (2nd)	2002
Alana Beard (1st)	2003
Lindsey Harding (2nd)	2003
Sheana Mosch (2nd)	2003
Mistie Bass (2nd)	2004
Alana Beard (1st)	2004
Monique Currie (1st)	2004
Chante Black (2nd)	2005
Monique Currie (1st)	2005
Monique Currie (2nd)	2006
Alison Bales (2nd)	2007
Abby Waner (1st)	2007
Joy Cheek (2nd)	2008
Abby Waner (1st)	2008
Carrem Gay (1st)	2009
Abby Waner (1st)	2009
Joy Cheek (1st)	2010
Karima Christmas (1st)	2010
Karima Christmas (1st)	2011
Chelsea Gray (2nd)	2011
Chelsea Gray (2nd)	2012
Tricia Liston (2nd)	2013
Haley Peters (1st)	2013
Elizabeth Williams (1st)	2013
Tricia Liston (1st)	2014
Haley Peters (2nd)	2014
Elizabeth Williams (1st)	2014
Elizabeth Williams (1st)	2015
Azurá Stevens (2nd)	2016
Lexie Brown (1st)	2017
Rebecca Greenwell (2nd)	2017



ACC PLAYER OF THE WEEK

Maura Hertzog	1984
Chris Moreland (2)	1985
Connie Goins	1986
Katie Meier	1987
Chris Moreland	1987
Katie Meier	1988
Chris Moreland	1988
Sue Harnett	1989
Katie Meier (2)	1990
Sue Harnett	1991
Carey Kauffman	1994
Ali Day (2)	1995
Carey Kauffman	1995
Tyish Hall (4)	1996
Payton Black	1997
Tyish Hall	1997
Hilary Howard	1998
Michele Van Gorp	1998
Nicole Erickson (3)	1999
Michele Van Gorp	1999
Georgia Schweitzer (2)	2000
Alana Beard	2001
Sheana Mosch	2001
Alana Beard (5)	2002
Alana Beard (6)	2003
Iciss Tillis (4)	2003
Mistie Bass	2004
Alana Beard (6)	2004
Iciss Tillis	2004
Monique Currie (2)	2005
Monique Currie (2)	2006
Lindsey Harding	2006
Alison Bales	2007
Lindsey Harding (2)	2007
Wanisha Smith	2007
Abby Waner	2007
Jasmine Thomas	2010
Jasmine Thomas	2011
Chelsea Gray (2)	2012
Chelsea Gray	2013
Tricia Liston	2013
Elizabeth Williams	2013
Chelsea Gray (2)	2014
Tricia Liston	2014
Elizabeth Williams	2015
Azurá Stevens (2)	2016
Lexie Brown	2017
Rebecca Greenwell	2017
Lexie Brown (3)	2018
Haley Gorecki (2)	2020
Leaonna Odom	2020

▲ Alana Beard holds the ACC record with 18 ACC Player of the Week Selections ▲

ACC ROOKIE OF THE WEEK

Shannon Wills	1991
Jen Scanlon	1993
Payton Black (3)	1996
Nazrawit Medhanie	1996
Peppi Browne (2)	1997
Georgia Schweitzer	1998
Alana Beard (7)	2001
Rometra Craig	2001
Iciss Tillis (2)	2001
Monique Currie (5)	2002
Wynter Whitley	2002
Mistie Bass (2)	2003
Jessica Foley	2003
Lindsey Harding	2003
Chante Black	2005
Wanisha Smith (3)	2005
Abby Waner (2)	2006
Joy Cheek	2007
Krystal Thomas	2008
Allison Vernerey	2010
Chelsea Gray	2011
Elizabeth Williams (9 - tied ACC record)	2012
Alexis Jones (3)	2013
Azurá Stevens (4)	2015
Rebecca Greenwell	2015
Miela Goodchild (2)	2019
Shayean Day-Wilson (3)	2022

ALL-ACC ACADEMIC TEAM

Payton Black	1998
Michele Van Gorp	1998
Georgia Schweitzer	1999
Krista Gingrich	2000
Georgia Schweitzer	2000
Georgia Schweitzer	2001
Krista Gingrich	2002
Michele Matyasovsky	2002
Jessica Foley	2003
Michele Matyasovsky	2003
Vicki Krapohl	2004
Jessica Foley	2005
Jessica Foley	2006
Alison Bales	2007
Abby Waner	2007
Abby Waner	2008
Bridgette Mitchell	2009
Jasmine Thomas	2009
Keturah Jackson	2010
Bridgette Mitchell	2010
Jasmine Thomas	2010
Allison Vernerey	2010
Haley Peters	2011
Kathleen Scheer	2011
Shay Selby	2011
Jasmine Thomas	2011
Allison Vernerey	2011
Tricia Liston	2012
Haley Peters	2012
Kathleen Scheer	2012
Shay Selby	2012
Allison Vernerey	2012
Elizabeth Williams	2012
Chelsea Gray	2013
Alexis Jones	2013
Tricia Liston	2013
Haley Peters	2013
Allison Vernerey	2013
Chelsea Gray	2014
Tricia Liston	2014
Haley Peters	2014
Elizabeth Williams	2014
Rebecca Greenwell	2015
Elizabeth Williams	2015
Rebecca Greenwell	2016
Kyra Lambert	2016
Lexie Brown	2016
Rebecca Greenwell	2016
Kyra Lambert	2016
Lexie Brown	2017
Rebecca Greenwell	2017
Kyra Lambert	2017
Leaonna Odom	2017
Lexie Brown	2018
Rebecca Greenwell	2018
Erin Mathias	2018
Leaonna Odom	2018
Miela Goodchild	2019
Miela Goodchild	2020
Haley Gorecki	2020
Kyra Lambert	2020
Kennedy Brown	2023
Taya Corosdale	2023
Vanessa de Jesus	2023
Mia Heide	2023
Jordyn Oliver	2023
Reigan Richardson	2023
Celeste Taylor	2023
Kennedy Brown	2024
Camilla Emsbo	2024
Emma Koabel	2024
Taina Mair	2024
Reigan Richardson	2024
Delaney Thomas	2024

OTHER ACC HONORS

ACC KAY YOW ACC SCHOLAR-ATHLETE OF THE YEAR

Jasmine Thomas	2010, '11
Elizabeth Williams	2015
Lexie Brown	2017, '18

ACC POSTGRADUATE SCHOLARSHIP

Ali Day	1996
---------	------

ACADEMIC/MISCELLANEOUS HONORS & AWARDS

ACC HONOR ROLL

Connie Goins, Jo Harlow, Stacy Hurd, Margo Walsh	1983
Connie Goins, Jo Harlow, Maura Hertzog, Stacy Hurd	1984
Paula Anderson, Connie Goins	1985
Paula Anderson, Connie Goins, Kimberly Hunter, Rita Kalinowski, Katie Meier, Chris Moreland, Kathryn Radabaugh	1986
Paula Anderson, Rita Kalinowski, Katie Meier, Chris Moreland, Carolyn Sonzogni	1987
Paula Anderson, Dade Fletcher, Katie Meier, Leigh Morgan, Teri Rodgers	1988
Sue Harnett, Katie Meier, Leigh Morgan, Teri Rodgers	1989
Sue Harnett, Pamela McFarland, Jacki McKisson, Leigh Morgan, Teri Rodgers	1990
Monica Kost	1991
Susan Brandau, Valerie Evans, Carey Kauffman, Monika Kost, Celeste Lavoie, Pamela McFarland, Heather McKaig	1992
Susan Brandau, Ali Day, Carey Kauffman	1993
Susan Brandau, Ali Day, Valerie Evans, Carey Kauffman, Kristina Meiman, Mary Ann Puckett	1994
Zeki Blanding, Susan Brandau, Ali Day, Carey Kauffman, Kristina Meiman	1995
Shaeeta Brown, Ali Day, Naz Medhanie	1996
Katie Brodnik, Shaeeta Brown, Windsor Coggeshall, Jennifer Forte, Tye Hall, Naz Medhanie	1997
Payton Black, Shaeeta Brown, Naz Medhanie, Michele Van Gorp	1998
Payton Black, Krista Gingrich, Naz Medhanie, Lauren Rice, Georgia Schweitzer	1999
Jennifer Forte, Krista Gingrich, Rochelle Parent, Georgia Schweitzer	2000
Krista Gingrich, Vicki Krapohl, Georgia Schweitzer, Missy West	2001
Krista Gingrich, Michele Matyasovsky	2002
Monique Currie, Jessica Foley, Caitlin Howe, Vicki Krapohl, Michele Matyasovsky, Brooke Smith	2003
Alison Bales, Jessica Foley, Caitlin Howe, Vicki Krapohl, Kalita Marsh	2004
Alison Bales, Jessica Foley, Caitlin Howe, Emily Waner	2005
Alison Bales, Jessica Foley, Abby Waner, Emily Waner, Mistie Bass	2006
Alison Bales, Chante Black, Bridgette Mitchell, Abby Waner, Emily Waner	2007
Chante Black, Bridgette Mitchell, Jasmine Thomas, Abby Waner, Emily Waner	2008
Chante Black, Joy Cheek, Carrem Gay, Chelsea Hopkins, Bridgette Mitchell, Kathleen Scheer, Jasmine Thomas, Abby Waner	2009
Chelsea Hopkins, Bridgette Mitchell, Kathleen Scheer, Shay Selby, Jasmine Thomas, Allison Vernerey	2010
Karima Christmas, Chelsea Gray, Tricia Liston, Haley Peters, Kathleen Scheer, Shay Selby, Jasmine Thomas, Krystal Thomas	2011
Jenna Frush, Amber Henson, Richa Jackson, Allison Vernerey, Elizabeth Williams	2012
Jenna Frush, Chelsea Gray, Katie Heckman, Amber Henson, Ka'lia Johnson, Alexis Jones, Tricia Liston, Sierra Moore, Haley Peters, Allison Vernerey, Elizabeth Williams	2013
Oderah Chidom, Jenna Frush, Chelsea Gray, Rebecca Greenwell, Katie Heckman, Richa Jackson, Ka'lia Johnson, Tricia Liston, Haley Peters, Chloe Wells, Elizabeth Williams	2014
Jenna Frush, Rebecca Greenwell, Amber Henson, Erin Mathias, Mercedes Riggs, Azurá Stevens, Elizabeth Williams	2015
Lexie Brown, Oderah Chidom, Rebecca Greenwell, Amber Henson, Kyra Lambert, Erin Mathias, Crystal Primm, Mercedes Riggs	2016
Lexie Brown, Rebecca Greenwell, Kyra Lambert, Erin Mathias, Leaonna Odom, Crystal Primm, Emily Schubert	2017
Jayda Adams, Mikayla Boykin, Lexie Brown, Bego Faz Davalos, Rebecca Greenwell, Kyra Lambert, Erin Mathias, Sofia Roma, Madison Treece	2018
Mikayla Boykin, Miela Goodchild, Onome Akinbode-James, Kyra Lambert, Sofia Roma, Emily Schubert, Faith Suggs	2019
Jayda Adams, Onome Akinbode-James, Mikayla Boykin, Jada Claude, Miela Goodchild, Haley Gorecki, Kyra Lambert, Jaida Patrick	2020
Onome Akinbode-James, Sara Anastasieska, Mikayla Boykin, Vanessa de Jesus, Miela Goodchild, Nyah Green, Jiselle Havas, Jaida Patrick	2021
Shay Bollin, Kennedy Brown, Taya Corosdale, Shayeann Day-Wilson, Vanessa de Jesus, Mia Heide, Ashlon Jackson, Emma Koabel, Imani Lewis, Jordyn Oliver, Reigan Richardson, Emma Schmidt, Bo Shaffer, Celeste Taylor	2023
Kennedy Brown, Vanessa de Jesus, JadyN Donovan, Camilla Emso, Ashlon Jackson, Emma Koabel, Taina Mair, Olivia Martin, Reigan Richardson, Delaney Thomas	2024

COSIDA ACADEMIC AWARDS & HONORS

ALL-AMERICA

Stacy Hurd (HM)	1983, '84
Katie Meier (2nd)	1988
Abby Waner (1st)	2007
Jasmine Thomas (3rd)	2010
Jasmine Thomas (2nd)	2011
Haley Peters (3rd)	2014
Elizabeth Williams (3rd)	2015
Lexie Brown (1st)	2017

ALL-DISTRICT III

Paula Anderson	1988
Jessica Foley	2005
Jessica Foley	2006
Abby Waner	2007
Abby Waner	2008
Jasmine Thomas	2009
Jasmine Thomas	2010
Jasmine Thomas	2011
Allison Vernerey	2012
Haley Peters	2013
Haley Peters	2014
Elizabeth Williams	2015
Rebecca Greenwell	2016
Lexie Brown	2017
Rebecca Greenwell	2018

ALL-TIME IN-SEASON TOURNAMENT TEAM SELECTIONS

USF Holiday Classic - Joanne Boyle, Connie Goins	1984
Cahill Invitational - Chris Moreland	1986
Lady Friar Classic - Katie Meier*, Chris Moreland	1987
Anhueser Busch Tip-Off Classic - Katie Meier*, Sue Harnett, Chris Moreland	1987
Downeast Auto Classic - Sue Harnett*	1988
Duke Dial Soap Classic - Sue Harnett*, Robin Baker, Jenni Kraft	1988
VCU Classic - Sue Harnett*, Jenni Kraft	1988
Bowling Green Bank - Sue Harnett, Katie Meier	1989
Duke Dial Soap Classic - Sue Harnett*, Sue Harnett	1989
Felpausch/MSU Holiday Classic - Sue Harnett	1990
Duke Dial Soap Classic - Sue Harnett, Traci Williams	1990
Coca-Cola Jowers Jamboree - Sue Harnett*, Traci Williams	1990
USF Holiday Classic - Traci Williams*, Sue Harnett	1990
Harvard Invitational - Monika Kost*, Celeste Lavoie	1991
Duke Classic - Celeste Lavoie	1991
Boilermaker Classic - Robin Baker, Monika Kost	1991
Duke Classic - Zeki Blanding	1992
Seattle Times Husky Classic - Jennifer Scanlon	1992
Oakland Tribune Classic - Carey Kauffman, Jennifer Scanlon	1993
Duke Classic - Missy Anderson*, Zeki Blanding	1993
St. Joe's Hawk Classic - Jennifer Scanlon*, Carey Kauffman	1994
Duke Classic - Jennifer Scanlon*, Ali Day, Kira Orr	1994
ODU Dial Soap Classic - Carey Kauffman, Kira Orr	1994
ACC Big Four Classic - Tyish Hall	1995
Duke Classic - Tyish Hall*, Kira Orr, Jennifer Scanlon	1995
UNO Thanksgiving Classic - Tyish Hall*, Ali Day	1995
Duke Classic - Kira Orr*, Payton Black, Peppi Browne	1996
Central Fidelity Invitational - Payton Black	1996
San Juan Shootout - Payton Black, Michele Van Gorp	1997
Duke Classic - Nicole Erickson*	1997
State Farm Classic - Payton Black, Michele Van Gorp	1997
Nike Four in the Fall - Michele Van Gorp	1998
Duke Classic - Nicole Erickson*, Michele Van Gorp	1998
Duke Classic - Georgia Schweitzer*, Peppi Browne	1999
Sun Splash Shootout - Peppi Browne*, Georgia Schweitzer	1999
Fun in the Sun Shootout - Georgia Schweitzer*, Sheana Mosch	2000
Duke Classic - Georgia Schweitzer*, Alana Beard, Rometra Craig	2000
Women's Sports Foundation Classic - Alana Beard*, Georgia Schweitzer, Iciss Tillis	2000
Duke Classic - Alana Beard	2001
South Padre Shootout - Alana Beard*, Sheana Mosch, Jessica Foley	2002
Duke Classic - Alana Beard*, Iciss Tillis	2002
Paradise Jam - Alana Beard*, Iciss Tillis	2002
Duke Classic - Alana Beard*, Iciss Tillis	2003
South Padre Shootout - Alana Beard*, Sheana Mosch, Jessica Foley	2003
LMU Marina Beach Classic - Alana Beard*, Monique Currie	2004
Duke Classic - Alana Beard*, Monique Currie, Iciss Tillis	2004
Sportsview.tv WNIT - Monique Currie	2005
Surf'N Slam Classic - Monique Currie*, Chante Black, Mistie Williams	2006
Duke Classic - Lindsey Harding*, Mistie Bass	2006
Blue Sky Classic - Lindsey Harding*, Abby Waner	2007
Paradise Jam - Chante Black	2008

MISCELLANEOUS

WALLACE WADE SCHOLARSHIP

Sue Harnett	1991
Ali Day	1997

MOUNTAIN DEW/STATE FARM THREE-POINT CHAMPIONSHIP

Vicki Krapohl	2004
Tricia Liston	2014
Lexie Brown	2018
Rebecca Greenwell	2018

WBCA ALL-STAR CHALLENGE

Georgia Schweitzer	2001
Alana Beard	2004
Iciss Tillis	2004
Mistie Bass	2006
Monique Currie	2006

ACC ALL-STAR TEAM

Jennifer Scanlon	1993
Windsor Coggeshall	1994
Tyish Hall	1994

U.S. OLYMPIC FESTIVAL

Chris Moreland	1986
Debbie Leonard (coach)	1987
Kira Orr	1994
Payton Black	1994
Kira Orr	1995

- A -

Adams, Jayda	2018-21
Akinbode-James, Onome	2019-22
Anastasieska, Sara	2021
Anderson, Missy	1991-94
Anderson, Paula	1985-88

- B -

Baines, Azana	2020
Bales, Alison	2004-07
Balogun, Elizabeth	2022-23
Baker, Robin	1989-92
Bass, Mistie	2003-06
Battiston, Louann	2024-Present
Beard, Alana	2001-04
Belton, Lyneé	2015-17
Bergeron, Betsy	1976-79
Black, Chante	2005-09
Black, Payton	1996-99
Blanding, Zeki	1992-95
Bollin, Shay	2023
Boykin, Mikayla	2018-21
Boyle, Joanne	1982-85
Brandau, Susan	1992-95
Brodnik, Katie	1996-97
Brown, Kennedy	2023-24
Brown, LaNedra	2000-01
Brown, Lexie	2016-18
Brown, Shaeeta	1994-98
Browne, Peppi	1997-00
Bulger, Liz	1977-79

- C -

Carter, Tracy	1989
Cheek, Joy	2007-10
Chestnut, Jennifer	1981-84
Chidom, Oderah	2014-17
Christmas, Karima	2008-11
Christopher, Tracey	1986-89
Claude, Jada	2020-21
Coggeshall, Windsor	1994-97
Conway, Heather	1981
Cooper, Kendall	2014-15, '17
Copeland, Jennifer	1982
Corosdale, Taya	2023
Craig, Rayah	2019
Craig, Rometria	2001
Currie, Monique	2002, '04-'06

- D -

Davalos, Bego Faz	2018
Day, Ali	1993-96
Day-Wilson, Shayeann	2022-23
Donovan, Jadyn	2024-Present
de Jesus, Vanessa	2021-Present

- E -

Earnhardt, Leslie	1979-80
Emsbo, Camilla	2024
Ellis, Ruth	1978
Erickson, Nicole	1998-99
Evans, Valerie	1991-94
Ezeh, Jennifer	2020-21

- F -

Finklea-Guity, Amaya	2022
Fletcher, Dade	1988
Foley, Jessica	2003-06
Forté, Jennifer	1997-99
Friend, Kathy	1978
Frush, Jenna	2012-15

- G -

Gay, Carrem	2006-09
Gebisa, Lello	2000-01
Gingrich, Krista	1999-02
Giordano, Carol	1978
Goins, Connie	1983-86
Goodchild, Miela	2019-22
Gordon, Lexi	2022
Gorecki, Haley	2016-20
Gray, Chelsea	2011-14

Green, Nyah	2022
Greenwell, Rebecca	2014-18
Griffin, Jeanne	1979
Gvozdenovic, Olga	2000-01

- H -

Hall, Tyish	1994-97
Hanrahan, Lynne	1986
Harding, Lindsay	2003-07
Harlow, Jo	1981-84
Harnett, Sue	1987-91
Hart, Allison	1983-85
Hathorn, Maureen	1978
Havas, Jiselle	2021-23
Hayes, Janee	1999-01
Heckman, Katie	2013
Henson, Amber	2012-16
Healey, Ada	1981
Heide, Mia	2023
Hepburn, Juanita	1996-98
Hertzog, Maura	1982-85
Hookins, Chelsea	2009-10
Howard, Hillary	1996-99
Howe, Caitlin	2003-05
Hunter, Brittany	2004
Hunter, Kim	1984-87
Hurd, Stacy	1981-84

- J -

Jackson, Ashlon	2023-Present
Jackson, Keturah	2006-10
Jackson, Richa	2011-14
James, Joy	1976
Johnson, Ka'Lia	2012-15
Johnson, Nicole	1991-94
Jones, Alexis	2013-14
Jones, Takisha	1996-99

- K -

Kalinowski, Rita	1985-87
Kauffman, Carey	1992-95
Koabel, Emma	2023-Present
Koffenberger, Laurie	1976-77
Kost, Monika	1988, '90-'92
Kraft, Jenni	1989
Krapohl, Vicki	2001-04
Krause, Barb	1979-81
Kurz, Laura	2005-06

- L -

Lambert, Kyra	2016-20
Langhi, Ellen	1986-89
Lavoie, Celeste	1991-92
Layman, Laurie	1976
Leonard, Sue	1979
Lewis, Imani	2022-23
Liston, Tricia	2011-14
Lockey, Mary	1977-78

- M -

Mair, Taina	2024-Present
Markiewicz, Pam	1979-80
Marsh, Kalita	2004
Martin, Olivia	2024-Present
Mathias, Erin	2015-18
Matthews, Kim	1979-82
Matyasovsky, Michele	2000-03
McCarthy, Tara	1978-80
McDonald, Dana	1990-93
McFarland, Pam	1989-92
McGinnis, Jennifer	1995
McKaig, Heather	1991-93
McKisson, Jackie	1990
Medhanie, Nazrawit	1996-99
Meier, Katie	1986-90
Meiman, Kristina	1992-95
Mikels, Candy	1982-85
Mitch, Brittany	2006-08
Mitchell, Bridgette	2007-10
Monroe, Sue	1979-80
Moore, Sierra	2013
Moreland, Chris	1985-88

Morgan, Dana	2004
Morgan, Leigh	1987-90
Mosch, Sheana	2000-03

- N -

Nwoke, Uchenna	2019-21
----------------	---------

- O -

Odom, Leaonna	2017-20
Okananwa, Oluchi	2024-Present
Oliver, Jordyn	2022-23
Orr, Kira	1994-97

- P -

Parent, Rochelle	1998-01
Patrick, Jaida	2020-21
Peters, Haley	2011-14
Peterson, Marcy	1989-90
Primm, Crystal	2016-17
Puckett, Mary Ann	1994

- R -

Radabaugh, Kathy	1986
Reid, Holly	1980-81
Rice, Lauren	1997-00
Richardson, Reigan	2023-Present
Riggs, Mercedes	2015-16
Rodgers, Teri	1988-90
Rogers, Alexis	2010
Rokus, Jennifer	1980
Roma, Sofia	2017-19
Rose, Claire	1980-83

- S -

Salvadores, Angela	2016
Scanlon, Jennifer	1993-96
Scheer, Kathleen	2009-12
Schubert, Emily	2017-20
Schmidt, Emma	2022-23
Schweitzer, Georgia	1998-01
Selby, Shay	2009-12
Shaffer, Bo	2023
Smith, Brooke	2003
Smith, Wanisha	2005-08
Sonzogni, Carolyn	1984-87
Steuby, Alice	1990
Stevens, Azurá	2015-16
Suggs, Faith	2016-19
Sullivan, Sarah	1983-87

- T -

Taylor, Celeste	2022-23
Taylor, Sigrid	1977
Tenney, Kathy	1981
Thomas, Delaney	2024-Present
Thomas, Jasmine	2008-11
Thomas, Krystal	2008-11
Thomasson, Patti	1980-81
Tillis, Iciss	2001-04
Treece, Madison	2018-19

- V -

Van Gorp, Michele	1998-99
Vernerey, Allison	2010-13
Volker, Lee	2022

- W -

Walsh, Margo	1980-83
Walsh, Patty	1976-77
Waner, Abby	2006-09
Waner, Emily	2006-08
Warren, Lisa	1977-80
Weeks, Susan	1985
Wells, Chloe	2011-14
West, Missy	1997, '99-01
White, Crystal	2001
Whitley, Wynnter	2002-05
Williams, Elizabeth	2012-15
Williams, Jade	2018-22
Williams, Traci	1988-91
Wills, Shannon	1990-92
Wood, Jordan	2024-Present

ALL-TIME JERSEY NUMBERS

- 0 -									
Celeste Taylor		2022-23	Vicki Krapohl		2001-04	Wanisha Smith		2005-08	
Jaida Patrick		2020-21	Kira Orr		1994-97	Georgia Schweitzer		1998-01	
Pam McFarland		1992 (Partial)	Leigh Morgan		1988-89	Carey Kauffman		1992-95	
			Jennifer Copeland		1981-82	Sue Harnett		1987-91	
- 1 -			Patti Thomasson		1980	Joanne Boyle		1983-85	
Elizabeth Williams ▲		2012-15	Tara McCarthy		1978-79	Maura Hertzog		1982	
Chelsea Hopkins		2009-10	Patty Walsh		1977	Heather Conway		1981	
Mistie Bass		2003-06				Frances Strickland		1977 (white uniform)	
						Mary Mahoney		1977 (blue uniform)	
- 2 -			- 13 -			- 24 -			
Vanessa de Jesus		2021-Present	Jordan Wood		2024-Present	Reigan Richardson		2023-Present	
Haley Gorecki		2016-20	Lee Volker		2022-23	Onome Akinbode-James		2019-22	
Alexis Jones		2013-14	Uchenna Nwoke		2019-21	Kathleen Scheer		2009-12	
Emily Waner		2006-08	Crystal Primm		2016-17	Jessica Foley		2003-06	
			Karima Christmas		2008-11	Olga Gvozdenovic		2000-01	
- 3 -			Jennifer Scanlon		1993-96	Tyish Hall		1994-97	
Ashlon Jackson		2023-Present	Alice Steuby		1990	Chris Moreland		1985-88	
Miela Goodchild		2019-22				Mary Lockey		1978	
Angela Salvadores		2016	- 14 -			Robin Reid		1976-77	
Kianna Holland		2014	Faith Suggs		2016-19				
Shay Selby		2009-12	Ka'Lia Johnson		2012-15				
Laura Kurz		2004-06	Candy Mikels		1985				
Sheana Mosch		2000-03				- 25 -			
Teri Rodgers		1988-90	- 15 -			Jade Williams		2018-22	
			Emma Koabel		2023-Present	Katie Heckman		2013	
- 4 -			Kyra Lambert		2016-20	Monique Currie		2002-06	
Jadyn Donovan		2024-Present	Richa Jackson		2011-14	Missy West		1997-01	
Elizabeth Balogun		2022-23	Bridgette Mitchell		2007-10	Monika Kost		1988-92	
Jada Claude		2020-21	Windsor Coggeshall		1994-97	Carol Giordano		1978	
Lexie Brown		2016-18	Tracy Carter		1989	Sue Brown		1977 (blue uniform)	
Sierra Calhoun		2015	Kathy Friend		1978				
Chloe Wells		2011-14	- 20 -			- 30 -			
Abby Waner		2006-09	Alana Beard ▲		2001-04	Shayeann Day-Wilson		2022-23	
Rochelle Parent		1998-01	Lello Gebisa		2000	Emily Schubert		2017-20	
Pam McFarland		1989-92 (Partial)	Missy Anderson		1991-94	Amber Henson		2012-16	
Paula Anderson		1985-88	Leigh Morgan		1990	Carrem Gay		2006-09	
			Kim Hunter		1985-87	Katie Brodnik		1996-97	
- 5 -			Claire Rose		1980-83	Valerie Evans		1991-94	
Oluchi Okananwa		2024-Present	Betsy Bergeron		1979	Jenni Kraft		1989	
Taya Corosdale		2023	Mary Mahoney		1977 (white uniform)	Kathy Radabaugh		1986	
Leaonna Odom		2017-20				Jennifer Chestnut		1982-84	
Katie Heckman		2014	- 21 -			Holly Reid		1981	
Sierra Moore		2013	Arianna Roberson		2025-Present	Lisa Warren		1978-80	
Jasmine Thomas		2007-10	Camilla Emsbo		2024	Sue Brown		1977 (white uniform)	
Rometria Craig		2001-02	Kennedy Brown		2023				
Nazrawit Medhanie		1996-99	Bego Faz Devalos		2018	- 31 -			
Heather McKaig		1991-93	Kendall Cooper		2014-17	Nyah Green		2022	
Leigh Morgan		1987	Joy Cheek		2007-10	Keturah Jackson		2007-10	
			Krista Gingrich		1999-02	Winter Whitley		2002-05	
- 7 -			Kristina Meiman		1992-95	Michele Van Gorp		1998-99	
Louann Battiston		2024-Present	Traci Williams		1988-91	Susan Brandau		1992-95	
			Maura Hertzog		1983-85	Katie Meier		1986-90	
- 10 -			Joanne Boyle		1982	Margo Walsh		1981	
Lindsey Harding ▲		2003-07	Leslie Earnhardt		1979-80	Liz Bulger		1979	
Peppi Browne		1997-00	Stephanie Faserberg		1978	Sue Monroe		1978	
Robin Baker		1989-92				- 32 -			
Tara McCarthy		1980	- 22 -			Bo Shaffer		2023	
			Taina Mair		2024-Present	Jayda Adams		2018-21	
- 11 -			Shay Bollin		2023	Erin Mathias		2015	
Riley Nelson		2025-Present	Amaya Finklea-Guity		2022	Tricia Liston		2011-14	
Jordyn Oliver		2022-23	Jennifer Ezeh		2020-21	Alexis Rogers		2010	
Sara Anastasieska		2021	Oderah Chidom		2014-17	Caitlin Howe		2003-05	
Azana Baines		2020	Brittany Mitch		2006-08	LaNedra Brown		2000-01	
Sofia Roma		2017-19	Brooke Smith		2003	Shaeeta Brown		1994-98	
Azurá Stevens		2015-16	Lello Gebisa		2001	Dade Fletcher		1988	
Chante Black		2005-09	Nicole Erickson		1998-99	Connie Goins		1983-86	
Hilary Howard		1996-99	Zeki Blanding		1992-95	Kim Matthews		1980-82	
Celeste Lavoie		1991-92	Marci Peterson		1989-90	Susan Leonard		1979	
Sarah Sullivan		1985-87	Carolyn Sonzogni		1984-87				
Patti Thomasson		1981	Margo Walsh		1982-83	- 33 -			
Pam Markiewicz		1979-80	Kathy Tenney		1981	Jiselle Havas		2022-23	
			Sue Monroe		1979-80	Haley Peters		2011-14	
- 12 -			Amy Smolens		1978	Iciss Tillis		2001-04	
Delaney Thomas		2024-Present				Payton Black		1996-99	
Mikayla Boykin		2018-21	- 23 -			Jennifer McGinnis		1995	
Mercedes Riggs		2015-16	Imani Lewis		2022-23	Dana McDonald		1990-93	
Chelsea Gray		2011-14	Rayah Craig		2019	Tracy Christopher		1986-89	
			Rebecca Greenwell		2014-18	Jeanne Griffin		1979	

Maureen Hathorn	1978
- 34 -	
Lexie Gordon	2022
Lyneé Belton	2015-17
Krystal Thomas	2008-11
Jennifer Forte	1997-99
Rita Kalinowski	1986-87
Susan Weeks	1985
Jo Harlow	1981-84
Margo Walsh	1980
Kathy Friend	1979
Liz Bulger	1978
Laurie Koffenberger	1976-77

- 35 -	
Toby Fournier	2025-Present
Erin Mathias	2016-18
Jenna Frush	2012-15
Missy Ayotte	1990

- 37 -	
Frances Strickland	1976-77 (blue uniform)

- 40 -	
Lauren Rice	1997-00
Nicole Johnson	1991-94
Ellen Langhi	1986-89
Allison Hart	1983-85
Betsy Bergeron	1978

- 41 -	
Michele Matyasovsky	2000-03
Holly Reid	1980
Kim Matthews	1979
Sigrid Taylor	1978

- 42 -	
Jenessa Cotton	2025-Present
Kennedy Brown	2024
Mia Heide	2023
Janee Hayes	1999-01
Jennifer Chestnut	1981
Lynne Hanrahan	1986
Rita Kaliwnoski	1985
Stacy Hurd	1982-84
Jennifer Rokus	1980
Ruth Ellis	1978

- 43 -	
Allison Vernerey	2010-13
Alison Bales	2004-07

- 44 -	
Madison Treece	2018-19
Brittany Hunter	2004
Shannon Willis	1992
Brittany James	1989
Sarah Sullivan	1983
Barb Krause	1979-81
Tarlough Morgan	1978

- 45 -	
Ella Moore	2025-Present
Emma Schmidt	2022-23
Takisha Jones	

- 50 -	
Susan Weeks	1984
Stacy Hurd	1981

- 52 -	
Ali Day	1993-96
Candy Mikels	1982-84
Ada Healey	1981

- 53 -	
Olivia Martin	2024-Present

- 54 -	
Jackie McKisson	1990
Kim Hunter	1985-87

- 55 -	
Crystal White	2001-02
Juanita Hepburn	1996-98
Mary Ann Puckett	1994

- UNKNOWN NUMBERS -	
Joy James	1976
Laurie Layman	1976

▲ Jersey retired

retired jerseys



January 24, 2004



January 20, 2008



December 29, 2016

Duke Basketball's Highest Honor

There is no higher honor than having your basketball number and jersey retired. A player must achieve at the highest national level. What distinguishes Duke's retired jersey players from many other schools is the main criteria: no jersey will be retired at Duke unless the player has earned their degree.



Duke has set aside a day to recognize one of its own on three (3) occasions. Three women's banners hang from the rafters of Cameron Indoor Stadium, honoring each of those events. It's officially known as Retirement Day.

There is no higher honor than having your basketball number and jersey retired. The names, listed in alphabetical order, reverberate in prestige – Alana Beard, Lindsey Harding and Elizabeth Williams.

Though there are no 'official' criteria to have a jersey retired at Duke, a player must achieve at a national level – earn National Player of the Year or National Defensive Player of the Year honors, set an NCAA record, win a gold medal representing her country in the Olympics or earn All-America recognition. What distinguishes Duke's retired jersey players from many other schools is the main criteria. No jersey will be retired at Duke unless the player has earned her degree.



ALANA BEARD

On Jan. 24, 2004, Alana Beard became the first women's basketball player at Duke to have her jersey retired.

A sellout crowd of 9,314 packed Cameron Indoor Stadium to view the ceremony in a contest versus Tennessee. Beard, a native of Shreveport, La., joined the 11 men's basketball players who have had their jerseys retired.

In attendance along with Alana were her parents LeRoy and Marie Beard.

Over her career, Beard was the 2002-03 and 2003-04 National Player of the Year, a three-time ACC Player of the Year, three-time Kodak All-American, three-time *Associated Press* All-American, four-time All-ACC Defensive selection, among numerous other accolades.

Beard left Duke scoring an amazing 2,687 points, which is more than any women's player in Duke history. For her career, Beard registered averages of 19.8 points, 5.8 rebounds, 3.7 assists, 3.0 steals and hit 52.7 percent of her field goals.

Over her four years, she was selected ACC Player of the Week an ACC-record 18 times, which is 11 more than any other player in the history of the ACC. Beard was also the first player in ACC history to be named ACC Player of the Year for three straight years.



LINDSEY HARDING

When Lindsey Harding arrived at Duke, no Blue Devil had ever had the honor of a retired jersey. She went on to watch Alana Beard's jersey be hung in the rafters in 2004 and wanted to have hers next to Beard's one day.

This dream became a reality on Jan. 20, 2008, as Harding's jersey was raised among the other great Duke Basketball players at halftime of the N.C. State game.

In attendance along with Harding were her father, Michael Harding, her mom Lillian Andrews and her stepmom Carlotta Harding.

Over her career, Harding scored 1,298 points, posted a school-record 579 assists, 565 rebounds and 261 steals.

Harding, a product of Houston, Texas, became only the second Duke player (Alana Beard) and sixth ACC player in league history to notch over 1,000 points, 500 assists, 500 rebounds and 250 steals over their career.

As a senior, Harding earned the Naismith Award and ESPN.com National Player of the Year, while also taking home the inaugural Defensive Player of the Year award from the WBCA. A first team All-America selection as a senior, Harding also won the Nancy Lieberman Award as the nation's top point guard, the ACC Player and Defensive Player of the Year awards and earned the Frances Pomeroy Naismith Award.



ELIZABETH WILLIAMS

After coming in as a nation's No. 1 recruit, Elizabeth Williams didn't dissappoint over her four years with the Blue Devils.

On Dec. 29, 2016, Williams had her jersey retired and in attendance with her were her parents Dr. Alex & Margaret Williams, brother (Mark) and sister (Victoria).

Williams, Duke's first four-time Associated Press All-America and only the eighth NCAA player to earn those honors each of her four years, earned the 2015 WBCA National Defensive Player of the Year.

She became the first ACC player in history to register over 1,900 points, 1,000 rebounds and 400 blocks and just the second Duke player to post 1,000 rebounds in a career

Williams was the the second player in ACC history to be named First Team All-ACC four straight years and was the first four-time ACC Defensive Player of the Year.

A product of Virginia Beach, Va., Williams blocked a shot in the first 91 games she appeared in at Duke, which is a Duke and ACC record and became the fourth-quickest Blue Devil to reach 1,000 points in 69 games. She was one of only six Duke players to post a triple-double.

She finished her career ranking ninth all-time in NCAA history in blocked shots with 426 and listed fifth in NCAA Tournament history with 44.

CAREER STATS

YEARS	NAME	GP-GS	MIN-AVG	FG-FGA	PCT.	3P-3PA	PCT.	FT-FTA	PCT.	REB	AVG.	PF-FO	AST	TO	BS	ST	PTS	AVG.
2001-04	Beard, Alana	136-136	4285-31.5	1005-1906	.527	95-317	.300	582-752	.774	789	5.8	346-6	509	337	149	404	2687	19.8
2003-07	Harding, Lindsey	140-118	4008-28.6	474-1041	.455	55-161	.342	295-399	.739	565	4.0	220-3	579	296	25	261	1298	9.3
2012-15	Williams, Elizabeth	136-132	4162-30.6	791-1575	.502	1-3	.333	372-601	.619	1078	7.9	288-6	256	350	426	185	1955	14.4

DUKE IN THE WNBA

A total of 21 former Duke players have appeared on WNBA rosters, with 26 all-time draft selections. 11 of those selections have come in the first round, including four in the top five. In 2007, Lindsey Harding made Duke history as she became the first Blue Devil women's basketball player to be taken as the top overall pick when she was taken by the Phoenix Mercury at No. 1. Overall, the Blue Devils have produced six WNBA Champions, 16 all-defensive team and two all-rookie team nods, 12 WNBA All-Star Game selections, three All-WNBA honors, a WNBA Defensive Player of the Year and a WNBA Most Improved Player of the Year.

WNBA CHAMPIONS

Karima Christmas	2012
Mistie Bass (Phoenix)	2014
Tricia Liston (Minnesota)	2015
Alana Beard (Los Angeles)	2016
Chelsea Gray (Los Angeles)	2016
Lexie Brown (Chicago)	2021
Chelsea Gray (Las Vegas)	2022, '23 ▲

ALL-WNBA TEAM

Alana Beard	2006 (2nd)
Chelsea Gray	2017 (2nd)
Chelsea Gray	2019 (1st)

WNBA DEFENSIVE PLAYER OF THE YEAR

Alana Beard	2017, 2018
-------------	------------

WNBA MOST IMPROVED PLAYER OF THE YEAR

Elizabeth Williams	2016
--------------------	------

WNBA ALL-DEFENSIVE TEAM

Alana Beard	2005 (2nd), '06 (2nd), '07 (1st), '09 (1st), '12 (2nd), '14 (2nd), '16 (1st), '17 (1st), '18 (1st)
Lindsey Harding	2010 (2nd)
Jasmine Thomas	2016 (2nd), '17 (1st), '18 (1st), '19 (1st), '21 (2nd)
Elizabeth Williams	2020 (1st)

WNBA ALL-ROOKIE TEAM

Monique Currie	2006
Lindsey Harding	2007

WNBA ALL-STAR GAME SELECTIONS

Alana Beard	2005, 2006, 2007, 2009
Monique Currie	2010
Lindsey Harding	2010
Jasmine Thomas	2017
Elizabeth Williams	2017
Chelsea Gray	2017, 2018, 2019, 2021, 2023



DUKE'S WNBA DRAFT PICKS

2020	Leaonna Odom	New York Liberty	2nd (15)
2020	Haley Gorecki	Seattle Storm	3rd (31)
2019	Angela Salvadores	Los Angeles Sparks	3rd (31)
2018	Lexie Brown	Connecticut Sun	1st (9)
2018	Rebecca Greenwell	Washington Mystics	3rd (31)
2017	Oderah Chidom	Atlanta Dream	3rd (31)
2015	Elizabeth Williams	Connecticut Sun	1st (4)
2014	Chelsea Gray	Connecticut Sun	1st (11)
2014	Tricia Liston	Minnesota Lynx	1st (12)
2011	Jasmine Thomas	Seattle Storm	1st (12)
2011	Karima Christmas	Washington Mystics	2nd (23)
2011	Krystal Thomas	Seattle Storm	3rd (36)
2010	Joy Cheek	Indiana Fever	3rd (35)
2009	Chante Black	Connecticut Sun	1st (9)
2009	Abby Waner	New York Liberty	2nd (21)
2008	Wanisha Smith	New York Liberty	2nd (27)
2007	Lindsey Harding	Phoenix Mercury	1st (1)
2007	Alison Bales	Indiana Fever	1st (9)
2006	Monique Currie	Charlotte Sting	1st (3)
2006	Mistie Bass	Phoenix Mercury	2nd (21)
2006	Jessica Foley	Indiana Fever	3rd (38)
2004	Alana Beard	Washington Mystics	1st (2)
2004	Iciss Tillis	Detroit Shock	1st (11)
2001	Georgia Schweitzer	Miami Sol	2nd (21)
2000	Peppi Browne	Charlotte Sting	3rd (43)
1999	Michele Van Gorp	New York Liberty	2nd (18)

DUKE'S ABL DRAFT PICKS

1997	Kira Orr	Seattle Reign	4th (33)
------	----------	---------------	----------



ALISON BALES

Indiana 2007-08
Atlanta 2008, 2010-11

MISTIE BASS

Houston 2006-08
Chicago 2009-10
Connecticut 2012-13
Phoenix 2013-16

ALANA BEARD

Washington 2004-11
Los Angeles 2012-19

CHANTE BLACK

Connecticut 2009
Tulsa 2010, 2012
San Antonio 2013

LEXIE BROWN

Connecticut 2018
Minnesota 2019-20
Chicago 2021
Los Angeles 2022-Present

JOY CHEEK

Indiana 2010
Washington 2011

KARIMA CHRISTMAS

Washington 2011
Tulsa 2011-12, 2015
Indiana 2012-14
Dallas 2016-18
Minnesota 2019-20

MONIQUE CURRIE

Charlotte 2006
Chicago 2007
Washington 2007-14; 2018
Phoenix 2015
San Antonio 2016
Phoenix 2017

HALEY GORECKI

Seattle 2021
Phoenix 2021

CHELSEA GRAY

Connecticut 2014-15
Los Angeles 2016-20
Las Vegas 2021-Present

LINDSEY HARDING

Phoenix 2007^
Minnesota 2007-08
Washington 2009-10
Atlanta 2011-12
Los Angeles 2013-14
New York 2016
Phoenix 2016

TRICIA LISTON

Minnesota 2014-15

LEAONNA ODOM

New York 2020-21

HALEY PETERS

San Antonio 2016
Washington 2017
Atlanta 2019

GEORGIA SCHWEITZER

Minnesota 2001-03

WANISHA SMITH

New York 2008

JASMINE THOMAS

Washington 2011-12
Atlanta 2013-14
Connecticut 2015-2022
Los Angeles 2023

KRYSTAL THOMAS

Seattle/Phoenix 2011
Phoenix 2012-13
Indiana 2013-14
Seattle 2016
Washington 2017-18

ICISS TILLIS

Detroit 2004
New York 2006
Los Angeles 2007
Detroit 2007

MICHELE VAN GORP

New York 1999
Portland 2000
Minnesota 2001-04

ELIZABETH WILLIAMS

Connecticut 2015
Atlanta 2016-21
Washington 2022
Chicago 2023-Present

^ - Drafted by Phoenix and traded to Minnesota on draft day

CURRENT BLUE DEVILS IN THE WNBA





OLYMPIC GAMES

Gail Goestenkers (USA - Asst.)	Gold	2004
Lindsey Harding (Belarus)		2016
Chelsea Gray (USA)	Gold	2020
Elizabeth Balogun (Nigeria)		2020
Oderah Chidom (Nigeria)		2020
Kara Lawson (USA - 3x3 Head Coach)	Gold	2020
Sofia Roma (Puerto Rico)		2024
Elizabeth Balogun (Nigeria)		2024
Chelsea Gray (USA)	Gold	2024
Kara Lawson (USA - Asst.)	Gold	2024

FIBA WORLD CUP

Miela Goodchild (Australia - U19)		2019
Chelsea Gray (USA)	Gold	2022
Kara Lawson (USA - Asst.)	Gold	2022
Kara Lawson (USA - 3x3 Head Coach)		2022
Jadyn Donovan (USA - U19)	Gold	2023
Emma Koabel (Canada - U19)	Bronze	2023

FIBA WOMEN'S AFROBASKET

Elizabeth Balogun (Nigeria)	Gold	2023
-----------------------------	------	------

FIBA AMERICUP

Arianna Roberson (USA)	Gold	2024
------------------------	------	------

FIBA WOMEN'S ASIA CUP

Vanessa de Jesus (Philippines)		2023
--------------------------------	--	------

WORLD UNIVERSITY GAMES / JUNIOR WORLD CHAMPIONSHIP

Alana Beard (USA)	Gold	2000
Alana Beard (USA)	Bronze	2001
Monique Currie (USA)	Bronze	2001
Jessica Foley (Australia)		2001
Wynter Whitley (USA)	Bronze	2001
Jessica Foley (Australia)		2003
Monique Currie (USA)	Gold	2005
Jessica Foley (Australia)		2005
Jessica Foley (Australia)		2007
Tricia Liston (USA)	Gold	2013

WORLD CHAMPIONSHIPS

Gail Goestenkers (USA - Asst.)	Gold	2002
Alana Beard (USA)	Bronze	2006
Gail Goestenkers (USA - Asst.)	Bronze	2006

U23 NATIONS TEAM

Joanne P. McCallie (USA - Head Coach)	Gold	2006
Celeste Taylor (USA - 3x3)		2022

U23 GLOBLJAM

Shayeann Day-Wilson (Canada)	Gold	2022
------------------------------	------	------

U21 WORLD CHAMPIONSHIP TEAM

Abby Waner (USA)	Gold	2007
Joanne P. McCallie (USA - Head Coach)	Gold	2007

U20 NATIONAL TEAM

Joanne P. McCallie (USA - Head Coach)	Gold	2006
---------------------------------------	------	------

FIBA U20 EUROBASKET

Louann Battiston (Belgium)		2024
----------------------------	--	------

U19 WORLD CHAMPIONSHIP

Abby Waner (USA)	Gold	2005
Gail Goestenkers (USA - Head Coach)	Gold	2005
Jasmine Thomas (USA)	Gold	2007
Krystal Thomas (USA)	Gold	2007
Allison Vernerey (France)		2009
Alexis Jones (USA)	Gold	2011
Elizabeth Williams (USA)	Gold	2011
Alexis Jones (USA)	Gold	2013
Azurá Stevens (USA)	Gold	2015

U18 3X3 NATIONAL TEAM

Arianna Roberson (USA)	Gold	2024
------------------------	------	------

U18 EUROPEAN CHAMPIONSHIP

Allison Vernerey (France)		2008
---------------------------	--	------

U18 FIBA WOMEN'S ASIAN CHAMPIONSHIP

Miela Goodchild (Australia)	Bronze	2018
-----------------------------	--------	------

U16 EUROPEAN CHAMPIONSHIP

Allison Vernerey (France)		2006
---------------------------	--	------

SENIOR NATIONAL TEAM

Alana Beard (USA)		2007
Lindsey Harding (USA)		2007
Jessica Foley (Australia)		
Allison Vernerey (France)		

JUNIOR YOUNG WOMEN'S NATIONAL TEAM

Alana Beard (USA)	Gold	2003
-------------------	------	------

USA SELECT TEAM

Jasmine Thomas		2010
----------------	--	------

USA WORLD YOUTH GAMES

Sheana Mosch (USA)		1998
Iciss Tillis (USA)		1998

PAN AMERICAN GAMES

Iciss Tillis (USA)	Silver	2003
Rebecca Greenwell (USA)		2015

R. WILLIAM JONES CUP

Debbie Leonard (USA - Asst.)	Silver	1988
Katie Meier (USA)	Bronze	1990
Kira Orr (USA)	Silver	1997
Michele Van Gorp (USA)	Silver	1997
Tyish Hall (USA)	Silver	1997
Gail Goestenkers (USA - Head Coach)	Silver	1997
Peppi Browne (USA)	Gold	1998

NIKE HOOP SUMMIT

Jadyn Donovan (USA)		2023
Toby Fournier (World Team)		2024
Arianna Roberson (USA)		2024

U.S. OLYMPIC FESTIVAL

Chris Moreland (East)		1986
Debbie Leonard (Asst.)		1987
Kira Orr (South)		1994
Kira Orr (East)		1995

BLUE DEVILS OVERSEAS

Alison Bales	Turkey, Russia, France
Elizabeth Balogun	Spain
Mistie Bass	Israel, Italy, France, Turkey, Australia, Lebanon
Alana Beard	Poland, South Korea, Australia, Israel, Spain
Chante Black	China, Turkey, Italy, Australia, Israel, South Korea
Payton Black	Germany, Israel
Joanne Boyle	Luxembourg/Germany
Kennedy Brown	Armenia
Lexie Brown	Hungary
Joy Cheek	Poland
Oderah Chidom	Slovenia, Greece, France
Karima Christmas	Israel, Italy, South Korea
Kendall Cooper	France
Taya Corosdale	Sweden
Monique Currie	Israel, Poland, Russia, Turkey, South Korea, Romania, Spain, Italy
Ali Day	France, Greece
Nicole Erickson	France
Jessica Foley	Australia
Carrem Gay	Israel, France, Switzerland
Miela Goodchild	Australia
Haley Gorecki	Spain, Turkey, Poland
Chelsea Gray	Spain, Israel, Turkey
Tye Hall	France
Lindsey Harding	Russia, Turkey, Lithuania
Sue Harnett	Belgium
Jiselle Havas	England
Janee Hayes	Finland
Mia Heide	Sweden
Hilary Howard	Sweden
Richa Jackson	Brazil
Ka'lia Johnson	Czech Republic, Switzerland
Carey Kauffman	Spain
Ellen Langhi	Luxembourg
Celeste Lavoie	Germany
Tricia Liston	Italy, Spain, South Korea
Barb Krause	Germany
Nicole Johnson	Germany
Erin Mathias	Italy, Germany
Katie Meier	Belgium
Bridgette Mitchell	France, Poland
Chris Moreland	France
Sheana Mosch	France, Turkey, Russia, Israel, Spain
Rochelle Parent	Luxembourg
Haley Peters	Spain, France
Sofia Roma	Italy, Spain, Sweden
Angela Salvadores	Spain, Hungary, Turkey
Jen Scanlon	Sweden
Kathleen Scheer	Australia, Poland, Russia
Shay Selby	Germany, Netherlands, Czech Republic, Turkey, Spain
Sarah Sullivan	Australia
Jasmine Thomas	Czech Republic, Russia, Israel, Turkey, Poland
Krystal Thomas	France, China, Spain, Turkey, South Korea
Iciss Tillis	South Korea, Russia, France
Michele Van Gorp	France, Greece, Italy
Lisa Warren	France
Chloe Wells	Brazil, Spain, Czech Republic, Russia, Israel
Missy West	Germany
Wynter Whitley	Switzerland, Turkey
Elizabeth Williams	Turkey, Russia, China, Lebanon
Jade Williams	Greece

ASSOCIATED PRESS (AP) POLL HISTORY

ASSOCIATED PRESS (AP) POLL HISTORY

SEASON	PS	1	2	3	4	5	6	7	8	9	10	11	12	13	14	15	16	17	18	19	DATES
1985-86	-	-	-	-	-	-	-	20	18	18	17	20	18	-	-	-	-	-	-	-	Nov. 12 - March 9
1986-87	-	-	-	-	-	-	-	-	-	-	-	-	-	-	-	-	-	-	-	-	Nov. 18 - March 10
1987-88	19	18	14	13	10	10	9	11	13	17	17	-	-	-	-	-	-	-	-	-	Nov. 23 - March 14
1988-89	-	-	-	20	19	-	20	-	-	-	-	-	-	-	-	-	-	-	-	-	Nov. 21 - March 13
1989-90	-	-	-	-	-	-	-	-	-	-	-	-	-	-	-	-	-	-	-	-	Nov. 20 - March 12
1990-91	-	-	-	-	-	-	-	-	-	-	-	-	-	-	-	-	-	-	-	-	Nov. 27 - March 13
1991-92	-	-	-	-	-	-	-	-	-	-	-	-	-	-	-	-	-	-	-	-	Nov. 27 - March 12
1992-93	-	-	-	-	-	-	-	-	-	-	-	-	-	-	-	-	-	-	-	-	Nov. 24 - March 16
1993-94	-	-	-	-	-	-	-	-	-	-	-	-	-	-	-	-	-	-	-	-	Nov. 16 - March 15
1994-95	-	-	-	-	-	-	-	-	-	25	21	14	21	22	19	22	21	20	-	-	Nov. 13 - March 14
1995-96	17	22	19	17	16	16	16	15	16	13	12	12	14	14	12	12	13	13	-	-	Nov. 14 - March 11
1996-97	16	17	16	15	17	15	13	16	14	19	24	22	20	18	22	25	25	-	-	-	Nov. 12 - March 10
1997-98	19	19	15	15	11	17	23	23	25	25	24	13	14	13	11	8	8	8	-	-	Nov. 7 - March 9
1998-99	4	6	20	16	16	17	16	17	13	12	11	9	9	7	8	8	10	10	-	-	Nov. 6 - March 8
1999-00	21	22	-	22	20	18	17	15	14	11	9	9	12	14	14	9	12	11	10	-	Nov. 9 - March 13
2000-01	5	3	3	3	3	7	6	6	5	5	5	4	4	4	4	7	4	5	5	-	Nov. 7 - March 12
2001-02	5	9	14	11	8	9	9	11	7	6	5	5	5	5	5	4	3	3	-	-	Nov. 12 - March 11
2002-03	1	1	1	1	1	1	1	1	1	1	1	1	2	2	2	2	2	2	2	2	Nov. 18 - March 17
2003-04	2	4	4	4	3	3	4	4	1	1	1	2	2	4	4	3	2	1	1	-	Nov. 17 - March 15
2004-05	6	6	10	10	3	3	3	2	2	1	1	1	3	3	3	2	6	5	7	-	Nov. 15 - March 14
2005-06	1	1	1	2	2	2	2	2	2	2	2	2	2	1	1	2	4	4	-	-	Nov. 21 - March 13
2006-07	6	6	5	5	4	4	4	3	3	3	1	1	1	1	1	1	1	1	1	-	Nov. 6 - March 12
2007-08	10	10	9	11	17	15	14	13	12	12	10	10	9	11	12	12	12	12	10	9	Nov. 12 - March 18
2008-09	8	6	12	12	11	8	6	6	5	4	4	3	4	4	7	10	8	6	6	-	Nov. 17 - March 9
2009-10	6	11	10	11	7	7	8	8	9	7	6	7	6	8	8	6	9	7	6	-	Nov. 16 - March 15
2010-11	6	6	6	5	5	4	3	3	3	3	3	3	3	5	7	9	8	6	6	-	Nov. 16 - March 14
2011-12	8	8	7	7	6	9	9	8	7	7	5	5	5	5	5	7	5	6	6	-	Oct. 29 - March 12
2012-13	3	3	4	4	4	4	4	4	3	4	4	4	5	5	5	5	5	6	5	5	Oct. 27 - March 18
2013-14	2	2	2	2	2	2	2	3	3	3	3	3	3	5	3	7	7	10	9	9	Nov. 1 - March 17
2014-15	7	7	8	9	13	13	10	10	13	16	15	17	15	11	10	16	16	16	16	-	Nov. 17-March 16
2015-16	14	14	15	14	13	13	13	12	18	22	-	-	-	-	-	-	-	-	-	-	Nov. 16-March 14
2016-17	-	-	-	-	21	18	17	15	13	12	15	14	15	14	13	13	13	9	9	-	Nov. 4-March 6
2017-18	12	-	11	16	14	14	14	14	14	17	16	15	18	19	19	17	20	18	20	-	Oct. 22-March 5
2018-19	21	-	-	-	-	-	-	-	-	-	-	-	-	-	-	-	-	-	-	-	Nov 11-March 7
2019-20	-	-	-	-	-	-	-	-	-	-	-	-	-	-	-	-	-	-	-	-	Oct. 30 - March 17
2020-21	-	-	-	-	-	-	-	-	-	-	-	-	-	-	-	-	-	-	-	-	Nov. 10 - March 22
2021-22	-	-	-	-	-	19	15	16	15	17	16	21	21	-	-	-	-	-	-	-	Oct. 19 - March 14
2022-23	-	-	-	-	-	-	-	-	-	19	16	13	16	16	9	9	11	13	13	13	Oct. 18-March 13
2023-24	-	-	-	-	-	-	-	-	-	-	-	-	-	-	-	-	-	-	-	-	Oct. 17-March 11

CHARTING DUKE IN THE POLLS

Total Polls Ranked.....	463
Top 10 Rankings.....	272
Longest Consecutive Polls Ranked.....	308 ('99-'16)
Current Streak.....	11
Years Ranked	
Total Years.....	30
Consecutive Years.....	25
Current Streak.....	2
Final Poll	
Total Polls.....	23
Top 10.....	18
High Rank.....	1 ('04, '07)
No. 1 Ranking	
Total Rankings.....	34
Most No. 1 Weeks in Succession.....	12

FINAL TOP-25 RANKINGS

1995.....	20
1996.....	13
1998.....	8
1999.....	10
2000.....	10
2001.....	5
2002.....	3
2003.....	2
2004.....	1
2005.....	7
2006.....	4
2007.....	1

2008.....	9
2009.....	6
2010.....	6
2011.....	6
2012.....	6
2013.....	5
2014.....	9
2015.....	16
2017.....	9
2018.....	20
2023.....	13
2024.....	17

WEEKS RANKED (BY RANKING)

First Ranked: January 12, 1986 (No. 20)
Last Ranked: March 13, 2023 (No. 13)

Rank.....	Weeks
No. 1.....	34
No. 2.....	32
No. 3.....	35
No. 4.....	33
No. 5.....	32
No. 6.....	25
No. 7.....	21
No. 8.....	18
No. 9.....	23
No. 10.....	18
No. 11.....	15
No. 12.....	18
No. 13.....	24
No. 14.....	21
No. 15.....	16
No. 16.....	23

No. 17.....	17
No. 18.....	10
No. 19.....	11
No. 20.....	10
No. 21.....	8
No. 22.....	8
No. 23.....	2
No. 24.....	2
No. 25.....	5



USA TODAY COACHES POLL HISTORY

SEASON	PS	1	2	3	4	5	6	7	8	9	10	11	12	13	14	15	16	17	18	19	20
1984-85	-	-	-	-	-	-	-	-	-	-	-	-	-	-	-	-	-	-	-	-	-
1985-86	-	-	-	-	-	-	-	-	-	23	25	-	21	25	-	-	-	-	-	-	-
1986-87	-	-	-	-	-	-	-	-	-	-	-	-	-	-	-	-	-	-	-	-	-
1987-88	18	16	13	13	9	9	8	11	9	17	19	-	-	-	-	-	-	-	-	-	-
1988-89	19	21	21	23	24	-	-	25	-	-	-	-	-	-	-	-	-	-	-	-	-
1989-90	-	-	-	-	-	-	-	-	-	-	-	-	-	-	-	-	-	-	-	-	-
1990-91	-	-	-	-	-	-	-	-	-	-	-	-	-	-	-	-	-	-	-	-	-
1991-92	-	-	-	-	-	-	-	-	-	-	-	-	-	-	-	-	-	-	-	-	-
1992-93	-	-	-	-	-	-	-	-	-	-	-	-	-	-	-	-	-	-	-	-	-
1993-94	-	-	-	-	-	-	-	-	-	-	-	-	-	-	-	-	-	-	-	-	-
1994-95	-	-	-	-	-	-	-	-	-	-	21	25	25	22	25	22	17	-	-	-	-
1995-96	16	19	20	17	18	18	16	14	16	16	13	11	13	13	12	12	13	13	19	-	-
1996-97	18	18	17	16	16	14	13	17	14	18	20	21	20	17	19	22	24	-	-	-	-
1997-98	19	16	17	14	18	22	22	23	20	23	15	16	14	13	10	9	9	7	-	-	-
1998-99	4	15	16	15	19	20	19	17	16	15	13	11	7	9	9	10	11	2	-	-	-
1999-00	22	25	19	18	15	15	11	10	8	8	9	10	12	12	8	10	9	7	11	-	-
2000-01	4	3	3	3	5	5	5	5	5	5	4	4	4	4	6	4	5	5	8	-	-
2001-02	4	4	7	12	9	8	9	9	10	7	6	6	5	5	5	4	3	3	4	-	-
2002-03	1	1	1	1	1	1	1	1	1	1	1	1	2	2	2	2	2	1	4	-	-
2003-04	2	4	4	4	4	4	4	4	2	2	1	2	2	4	4	3	2	1	1	5	-
2004-05	6	6	9	9	3	3	3	2	2	1	1	4	4	4	3	6	8	8	8	-	-
2005-06	2	2	2	2	2	2	2	2	2	2	2	1	2	2	1	1	2	4	4	2	-
2006-07	6	5	5	5	4	4	4	3	3	3	1	1	1	1	1	1	1	1	1	6	-
2007-08	9	9	8	10	15	15	15	14	13	13	12	10	11	12	12	11	11	11	10	10	9
2008-09	8	5	13	14	12	12	11	11	10	10	8	6	8	10	8	11	10	8	14	-	-
2009-10	6	12	12	12	10	8	8	9	9	7	7	7	6	7	7	6	8	6	6	6	-
2010-11	5	6	6	5	4	4	3	3	3	3	3	3	5	7	7	9	7	6	6	7	-
2011-12	8	8	6	6	5	9	9	7	6	6	5	5	6	5	5	7	6	6	6	-	-
2012-13	3	4	4	4	4	4	4	4	5	4	5	4	4	4	4	6	5	5	6	-	-
2013-14	2	2	2	2	2	2	2	3	3	3	3	3	3	5	7	7	8	10	10	10	13
2014-15	7	7	7	8	12	13	10	12	12	14	13	16	15	11	12	17	16	16	16	12	-
2015-16	12	9	12	13	11	11	12	12	16	19	-	-	-	-	-	-	-	-	-	-	-
2016-17	-	-	-	-	21	20	18	17	15	15	16	15	15	15	14	13	11	9	9	15	-
2017-18	12	-	-	17	16	14	14	15	15	18	18	15	18	19	19	16	16	15	18	-	-
2018-19	20	-	-	-	-	-	-	-	-	-	-	-	-	-	-	-	-	-	-	-	-
2019-20	-	-	-	-	-	-	-	-	-	-	-	-	-	-	-	-	-	-	-	-	-
2020-21	-	-	-	-	-	-	-	-	-	-	-	-	-	-	-	-	-	-	-	-	-
2021-22	-	-	-	-	-	25	23	22	22	21	24	23	-	-	-	-	-	-	-	-	-
2022-23	-	-	-	-	-	-	-	-	-	22	19	14	16	15	11	11	12	12	14	13	16
2023-24	19	19	22	22	22	-	-	-	-	-	-	-	-	-	-	-	-	-	-	-	21

CHARTING DUKE IN THE POLLS

Total Polls Ranked.....	467
Top 10 Rankings.....	285
Longest Consecutive Polls Ranked.....	341 ('98-'16)
Current Streak.....	1

Years Ranked	
Total Years.....	31
Consecutive Years.....	25 ('95-'19)
Current Streak.....	2

Final Poll	
Total Polls.....	25
Top 10.....	14
High Rank.....	2 ('99, '06)

No. 1 Ranking	
Total Rankings.....	30
Most No. 1 Weeks in Succession.....	12 ('03)

FINAL TOP-25 RANKINGS

1995.....	17
1996.....	19
1998.....	7
1999.....	2
2000.....	11
2001.....	8
2002.....	4
2003.....	4
2004.....	5
2005.....	8
2006.....	2
2007.....	6
2008.....	9

2009.....	14
2010.....	6
2011.....	7
2012.....	7
2013.....	6
2014.....	13
2015.....	12
2017.....	15
2018.....	12
2023.....	16
2024.....	21

WEEKS RANKED (BY RANKING)

First Ranked: January 12, 1986 (No. 20)
Last Ranked: April 8, 2024 (No. 21)

Rank.....	Weeks
No. 1.....	30
No. 2.....	37
No. 3.....	20
No. 4.....	42
No. 5.....	27
No. 6.....	25
No. 7.....	17
No. 8.....	22
No. 9.....	24
No. 10.....	19
No. 11.....	19
No. 12.....	26
No. 13.....	19
No. 14.....	14
No. 15.....	21
No. 16.....	22
No. 17.....	10
No. 18.....	14

No. 19.....	14
No. 20.....	9
No. 21.....	7
No. 22.....	13
No. 23.....	9
No. 24.....	2
No. 25.....	9



DUKE VERSUS AP RANKED OPPONENTS

1976-77 (0-1)			1989-90 (1-5)			1998-99 (11-6)			2005-06 (8-4)		
Feb. 1	#14 NC State	L, 35-77	Dec. 18	at #23 Old Dominion	L, 78-92	Feb. 19	#10 NC State	W, 65-62	Jan. 24	at #12 North Carolina	L, 51-56
1977-78 (0-4)			1990-91 (0-7)			1999-00 (3-4)			2006-07 (10-2)		
Jan. 14	#7 Maryland	L, 47-117	Jan. 5	at #12 Maryland	L, 60-68	Nov. 17	#20 Boston College	L, 70-77	Dec. 4	at #19 Rutgers	W, 85-45
Jan. 19	at #2 NC State	L, 43-125	Jan. 10	#8 NC State	L, 87-103	Nov. 28	#9 Penn State	W, 63-49	Dec. 7	#11 Vanderbilt	W, 69-48
Feb. 2	#2 NC State	L, 36-86	Jan. 16	#9 Virginia	W, 84-74	Dec. 8	at #24 Virginia Tech	W, 70-61	Dec. 10	#22 Texas	W, 80-52
Feb. 9	vs. #7 Maryland	L, 39-103	Feb. 7	at #11 NC State	L, 61-80	Jan. 20	at #6 NC State	L, 75-80 (OT)	Dec. 19	vs. #25 Bowling Green	W, 55-46
1978-79 (0-2)			1991-92 (1-9)			2000-01 (6-2)			2007-08 (4-9)		
Jan. 18	at #3 Maryland	L, 55-82	Dec. 2	#9 Purdue	L, 58-69	Nov. 11	vs. #7 LSU	W, 56-45	Nov. 22	vs. #22 Purdue	W, 53-41
Jan. 20	#7 NC State	L, 44-99	Jan. 5	#1 Virginia	L, 56-92	Nov. 20	at #9 Penn State	W, 88-87	Nov. 25	vs. #2 Connecticut	L, 48-74
1979-80 (0-3)			1992-93 (0-7)			2001-02 (7-2)			2008-09 (8-4)		
Nov. 29	at #5 NC State	L, 55-86	Jan. 7	at #12 NC State	W, 73-69	Dec. 2	#6 Louisiana Tech	W, 76-64	Nov. 14	#14 Oklahoma State	W, 77-68
Jan. 9	at #18 Clemson	L, 56-111	Jan. 10	#15 Clemson	L, 72-107	Dec. 27	vs. #2 Tennessee	L, 68-89	Dec. 16	#3 Stanford	W, 56-52
Jan. 18	#15 Maryland	L, 63-82	Jan. 24	#1 Maryland	L, 54-80	Jan. 24	#21 North Carolina	W, 102-82	Jan. 12	#12 Maryland	W, 68-65
1980-81 (0-4)			1993-94 (0-4)			2002-03 (7-2)			2009-10 (8-3)		
Dec. 4	#10 NC State	L, 78-96	Jan. 9	at #9 Virginia	L, 57-76	Nov. 24	vs. #2 Tennessee	W, 76-55	Nov. 14	at #18 Florida State	L, 75-82 (OT)
Jan. 10	at #17 Maryland	L, 68-85	Jan. 16	at #20 North Carolina	L, 54-66	Nov. 30	vs. #17 Arkansas	W, 74-72 (OT)	Dec. 16	at #17 Virginia	W, 81-67
Feb. 2	#20 Clemson	L, 54-67	Jan. 31	at #18 Clemson	L, 63-88	Jan. 20	at #8 North Carolina	W, 78-67 (OT)	Jan. 12	at #8 North Carolina	L, 60-75
Feb. 12	#12 Maryland	L, 49-72	Feb. 5	at #7 Maryland	L, 71-90	Feb. 1	#2 Connecticut	L, 67-78	Jan. 29	at #18 Florida State	L, 75-82 (OT)
1981-82 (0-4)			1994-95 (2-5)			2003-04 (7-3)			2010-11 (10-2)		
Dec. 8	#9 NC State	L, 53-70	Jan. 10	at #9 Virginia	L, 62-78	Nov. 16	vs. #3 Texas	L, 77-85	Feb. 5	at #17 Virginia	W, 81-67
Jan. 2	#12 Maryland	L, 52-65	Jan. 25	#3 North Carolina	W, 74-72	Nov. 23	vs. #5 Purdue	W, 93-63	Feb. 9	at #8 North Carolina	L, 60-75
Feb. 10	at #8 NC State	L, 61-81	Feb. 12	#8 Virginia	L, 61-67	Nov. 29	#25 Auburn	W, 66-57	Feb. 16	at #13 Tennessee	W, 62-54
Feb. 26	at #9 NC State	L, 55-69	Feb. 25	at #12 North Carolina	L, 57-82	Jan. 3	at #1 Connecticut	W, 68-67	Feb. 22	at #9 Maryland	L, 59-77
1982-83 (0-5)			1995-96 (4-4)			2004-05 (12-5)			2011-12 (10-2)		
Jan. 11	#20 North Carolina	L, 68-84	Jan. 4	at #14 NC State	L, 73-75	Nov. 17	at #11 Notre Dame	L, 65-76	Dec. 3	#3 Ohio State	W, 83-67
Jan. 18	#3 Maryland	L, 49-72	Jan. 8	#8 Virginia	L, 60-61	Nov. 19	#23 Penn State	W, 66-58	Dec. 15	at #2 Stanford	L, 55-71
Feb. 13	at #8 Maryland	L, 68-89	Jan. 31	#17 Clemson	W, 74-63	Nov. 27	vs. #16 Kansas State	W, 63-51	Dec. 18	#24 James Madison	W, 79-65
Feb. 17	at #20 North Carolina	L, 65-82	Feb. 2	#17 NC State	L, 74-80	Dec. 2	vs. #4 Tennessee	W, 59-57	Jan. 14	at #25 Miami	W, 69-62
Feb. 22	#16 NC State	L, 81-102	Feb. 10	at #9 Virginia	W, 72-69	Dec. 8	vs. Purdue	W, 66-48	Jan. 18	#1 Connecticut	L, 48-81
1983-84 (2-7)			1996-97 (1-9)			2012-13 (10-2)			2013-14 (10-2)		
Dec. 6	#15 Clemson	L, 72-78	Mar. 2	vs. #19 NC State	W, 79-62	Nov. 19	at #15 North Carolina	W, 89-79	Feb. 19	#19 Georgia Tech	W, 64-50
Dec. 10	at #8 Maryland	L, 54-81	Mar. 3	vs. #22 Clemson	L, 54-71	Nov. 29	at #11 North Carolina	W, 79-57	Feb. 26	#21 Virginia	W, 83-65
Jan. 17	at #14 Clemson	L, 73-79	1997-98 (7-4)			2014-15 (10-2)			2015-16 (10-2)		
Jan. 24	#20 NC State	L, 62-86	Nov. 30	vs. #8 Illinois	L, 65-77	Nov. 17	at #11 Notre Dame	L, 65-76	Mar. 22	vs. #21 LSU	W, 60-52
Feb. 4	at #17 Virginia	L, 55-82	Dec. 29	at #12 Florida	L, 63-70	Nov. 19	at #15 North Carolina	W, 89-79	Mar. 29	vs. #14 Baylor	L, 48-51
Feb. 8	#17 Maryland	L, 63-64	Jan. 12	at #8 North Carolina	L, 74-83	Dec. 2	at #4 Tennessee	W, 59-57			
Feb. 16	#16 North Carolina	W, 80-67	Jan. 19	at #8 NC State	W, 75-61	Dec. 8	vs. #19 Virginia	W, 63-47			
Feb. 21	at #15 NC State	W, 74-73 (OT)	Jan. 23	#11 Virginia	W, 93-66	Dec. 18	at #15 North Carolina	W, 89-79			
Mar. 2	vs. #16 NC State	L, 68-81	Jan. 25	#19 Clemson	W, 78-69	Jan. 9	#25 Virginia Tech	W, 88-67			
1984-85 (0-4)			1998-99 (11-6)			2016-17 (10-2)			2017-18 (10-2)		
Jan. 5	#11 Virginia	L, 58-75	Jan. 5	at #12 Maryland	L, 60-68	Jan. 14	#8 Maryland	L, 86-87	Jan. 14	at #25 NC State	W, 52-49
Feb. 2	at #15 Virginia	L, 66-74	Jan. 10	#8 NC State	L, 87-103	Jan. 17	#16 NC State	L, 68-75	Feb. 6	#24 Florida State	W, 75-64
Feb. 19	#15 NC State	L, 72-73	Jan. 16	#9 Virginia	W, 84-74	Jan. 19	at #2 NC State	L, 43-125	Feb. 13	at #19 Maryland	W, 60-49
Mar. 2	vs. #14 NC State	L, 57-89	Feb. 7	at #11 NC State	L, 61-80	Feb. 2	#2 NC State	L, 36-86	Feb. 27	#8 North Carolina	L, 68-77
1985-86 (2-2)			1999-00 (3-4)			2018-19 (10-2)			2019-20 (10-2)		
Jan. 7	#19 North Carolina	W, 79-78	Nov. 17	#20 Boston College	L, 70-77	Jan. 14	at #6 Maryland	W, 90-80	Jan. 30	at #25 NC State	W, 52-49
Jan. 18	at #4 Virginia	L, 76-90	Nov. 28	#9 Penn State	W, 63-49	Jan. 25	at #2 North Carolina	L, 65-77	Feb. 6	#24 Florida State	W, 75-64
Feb. 1	#3 Virginia	L, 67-81	Dec. 8	at #24 Virginia Tech	W, 70-61	Feb. 13	#4 Maryland	W, 90-80	Feb. 13	at #19 Maryland	W, 60-49
Feb. 12	at #13 North Carolina	W, 86-79	Jan. 20	at #6 NC State	L, 75-80 (OT)	Feb. 25	at #2 North Carolina	L, 65-77	Feb. 27	#8 North Carolina	L, 68-77
1986-87 (2-4)			2000-01 (6-2)			2020-21 (10-2)			2021-22 (10-2)		
Dec. 12	at #16 Maryland	L, 64-65	Nov. 11	vs. #7 LSU	W, 56-45	Jan. 4	at #20 North Carolina	L, 70-77	Mar. 6	vs. #25 Maryland	W, 74-44
Jan. 21	#14 NC State	L, 79-86	Nov. 20	at #9 Penn State	W, 88-87	Jan. 14	at #7 North Carolina	W, 3-71	Mar. 7	vs. #4 North Carolina	L, 67-88
Jan. 24	at #6 Virginia	L, 43-71	Dec. 30	#5 Iowa State	W, 81-63	Jan. 22	at #16 Virginia	W, 66-56	Mar. 22	vs. #25 Boston College	W, 70-65
Feb. 3	at #13 NC State	W, 76-69	Jan. 18	#22 NC State	W, 62-59	Feb. 4	at #16 Virginia	W, 66-56	Mar. 26	vs. #20 Georgia	L, 63-57
Feb. 21	#7 Virginia	W, 77-76	Jan. 28	#15 Clemson	W, 92-42	Feb. 14	#16 Clemson	L, 71-76	Mar. 28	vs. #2 LSU	L, 49-59
Mar. 13	at #5 Rutgers	L, 64-78	Feb. 18	at #24 NC State	L, 55-69	Feb. 21	vs. Clemson	L, 71-76			
1987-88 (1-3)			2001-02 (7-2)			2022-23 (10-2)					
Jan. 9	at #15 Maryland	L, 73-83	Nov. 11	#7 Texas Tech	W, 85-69	Jan. 4	#22 Virginia	W, 84-68			
Jan. 23	Virginia	L, 49-72	Dec. 2	#6 Louisiana Tech	W, 76-64	Jan. 14	#16 Clemson	W, 86-77			
Feb. 13	#11 Maryland	W, 81-73	Dec. 27	vs. #2 Tennessee	L, 68-89	Jan. 14	#16 Clemson	W, 86-77			
Feb. 27	at #9 Virginia	L, 67-69	Jan. 24	#21 North Carolina	W, 102-82	Jan. 25	at #16 North Carolina	W, 87-80			
1988-89 (0-8)			2002-03 (7-2)			2023-24 (10-2)					
Dec. 20	#6 Stanford	L, 76-91	Nov. 24	vs. #2 Tennessee	W, 76-55	Jan. 4	at #16 North Carolina	W, 87-80			
Jan. 7	at #13 Virginia	L, 66-78	Nov. 30	vs. #17 Arkansas	W, 74-72 (OT)	Jan. 14	at #16 North Carolina	W, 87-80			
Jan. 14	#8 Maryland	L, 86-87	Jan. 20	at #8 North Carolina	W, 78-67 (OT)	Jan. 14	at #16 North Carolina	W, 87-80			
Jan. 17	#16 NC State	L, 68-75	Feb. 1	#2 Connecticut	L, 67-78	Feb. 17	#4 Maryland	L, 69-76			
Feb. 4	at #6 Maryland	L, 64-100	Feb. 20	#6 North Carolina	W, 97-63	Mar. 2	at #2 North Carolina	L, 51-82			
Feb. 11	#14 Virginia	L, 81-99	Mar. 10	vs. #11 North Carolina	W, 77-59	Mar. 7	at #2 North Carolina	L, 51-82			
Feb. 21	at #15 NC State	L, 78-92	Mar. 29	vs. #19 Georgia	W, 66-63	Mar. 9	vs. #5 Maryland	W, 74-63			
Mar. 4	vs. #14 NC State	L, 50-89	Mar. 31	vs. #7 Texas Tech	W, 57-51	Mar. 9	vs. #2 North Carolina	L, 73-86			

2010-11 (10-4)

Dec. 6	#7 Texas A&M	W, 61-58
Dec. 21	#4 Xavier	W, 46-45
Jan. 4	#10 Kentucky	W, 54-48
Jan. 6	#14 Maryland	W, 71-64
Jan. 14	at #21 Florida State	W, 87-70
Jan. 31	at #2 Connecticut	L, 51-87
Feb. 3	#18 Miami	W, 82-58
Feb. 7	at #13 North Carolina	L, 60-62
Feb. 17	at #16 Maryland	L, 47-69
Feb. 27	#13 North Carolina	W, 66-58
Mar. 6	vs. #19 North Carolina	W, 81-66
Mar. 21	vs. #19 Marist	W, 71-66
Mar. 27	vs. #10 DePaul	W, 70-63
Mar. 29	vs. #1 Connecticut	L, 40-75

2011-12 (5-5)

Nov. 26	vs. #4 Notre Dame	L, 54-56
Dec. 1	#13 Purdue	W, 64-53
Dec. 8	at #10 Kentucky	L, 65-72
Jan. 22	#8 Maryland	W, 80-72
Jan. 30	#3 Connecticut	L, 45-61
Feb. 6	#22 North Carolina	W, 96-56
Feb. 19	at #8 Maryland	L, 61-63
Feb. 24	#5 Miami	W, 74-64
Mar. 24	vs. #14 St. John's	W, 74-47
Mar. 26	vs. #2 Stanford	L, 69-81

2012-13 (9-2)

Dec. 2	#10 California	W, 77-63
Jan. 21	at #3 Connecticut	L, 49-79
Feb. 3	at #11 North Carolina	W, 84-63
Feb. 11	#7 Maryland	W, 71-56
Feb. 22	#19 Florida State	W, 61-50
Feb. 24	at #8 Maryland	W, 75-59
Mar. 3	#15 North Carolina	W, 65-58
Mar. 9	vs. #23 Florida State	W, 72-66
Mar. 10	vs. #15 North Carolina	W, 92-73
Mar. 31	vs. #24 Nebraska	W, 53-45
Apr. 2	vs. #2 Notre Dame	L, 76-87

2013-14 (8-7)

Nov. 10	at #9 California	W, 70-58
Dec. 5	#16 Purdue	W, 99-78
Dec. 8	at #17 Oklahoma	W, 94-85
Dec. 17	#1 Connecticut	L, 61-83
Dec. 22	at #5 Kentucky	W, 69-61
Jan. 23	at #24 Florida State	W, 85-77 (OT)
Feb. 2	#2 Notre Dame	L, 67-88
Feb. 10	#17 North Carolina	L, 78-89
Feb. 17	#8 Maryland	W, 84-63
Feb. 20	#14 NC State	W, 83-70
Feb. 23	at #2 Notre Dame	L, 70-81
Mar. 2	at #14 North Carolina	L, 60-64
Mar. 8	vs. #13 North Carolina	W, 66-61
Mar. 9	vs. #2 Notre Dame	L, 53-69
Mar. 23	#23 DePaul	L, 65-74

2014-15 (6-7)

Nov. 30	at #7 Texas A&M	L, 59-63
Dec. 3	at #12 Nebraska	L, 54-60
Dec. 7	#1 South Carolina	L, 50-51
Dec. 21	#8 Kentucky	W, 89-68
Dec. 29	at #2 Connecticut	L, 52-83
Jan. 8	#21 Syracuse	W, 74-72
Jan. 25	at #12 North Carolina	W, 74-67 (OT)
Feb. 2	#8 Louisville	W, 66-58
Feb. 16	at #2 Notre Dame	L, 50-63
Mar. 1	#15 North Carolina	W, 81-80
Mar. 7	vs. #2 Notre Dame	L, 49-55
Mar. 22	vs. Mississippi State	W, 64-56
Mar. 28	vs. #4 Maryland	L, 55-65

2015-16 (0-7)

Nov. 18	#12 Texas A&M	L, 66-72
Dec. 6	at #2 South Carolina	L, 55-66
Dec. 20	at #8 Kentucky	L, 61-71
Feb. 1	#3 Notre Dame	L, 61-68
Feb. 7	at #16 Miami	L, 53-61
Feb. 11	#10 Florida State	L, 53-69
Mar. 4	vs. #2 Notre Dame	L, 54-83

2016-17 (8-4)

Dec. 14	#3 South Carolina	W, 74-63
Dec. 29	#17 Kentucky	W, 69-54
Jan. 2	#8 Louisville	W, 58-55
Jan. 8	at #6 Florida State	L, 45-69
Jan. 15	at #23 NC State	L, 52-55
Jan. 19	#17 Virginia Tech	W, 84-59
Jan. 26	at #8 Notre Dame	L, 58-2
Feb. 10	#20 Syracuse	W, 72-55
Feb. 19	#16 Miami	W, 83-70
Mar. 3	vs. #21 Syracuse	W, 68-46
Mar. 4	vs. #16 Miami	W, 57-52
Mar. 5	vs. #3 Notre Dame	L, 61-84

2017-18 (5-5)

Nov. 25	#17 Oregon State	W, 72-65
Nov. 30	#8 Ohio State	W, 69-60
Dec. 3	at #5 South Carolina	L, 52-72
Jan. 4	at #3 Louisville	L, 60-66
Feb. 4	#5 Notre Dame	L, 54-72
Feb. 19	#9 Florida State	W, 79-66
Mar. 2	#23 NC State	L, 45-61
Mar. 17	vs. #23 Belmont	W, 72-58
Mar. 19	vs. #18 Georgia	W, 66-40
Mar. 24	vs. #1 Connecticut	L, 59-72

2018-19 (0-7)

Nov. 25	vs. #21 Missouri	L, 54-62
Dec. 20	at #11 Oregon State	L, 57-71
Jan. 3	at #9 NC State	L, 51-63
Jan. 6	#3 Louisville	L, 51-73
Jan. 27	#13 Syracuse	L, 55-64
Feb. 21	at #5 Notre Dame	L, 61-89
Mar. 7	vs. #22 Florida State	L, 41-51

2019-20 (2-4)

Nov. 10	at #6 Texas A&M	L, 58-79
Dec. 19	at #5 South Carolina	L, 46-89
Jan. 5	at #7 Louisville	L, 55-60
Feb. 2	#7 NC State	L, 60-63
Feb. 16	#14 Florida State	W, 66-64
Feb. 24	at #8 NC State	W, 70-65

2020-21 (0-1)

Dec. 9	#2 Louisville	L, 49-73
--------	---------------	----------

2021-22 (2-6)

Dec. 2	#9 Iowa	W, 79-64
Dec. 15	#1 South Carolina	L, 46-55
Jan. 2	#17 Notre Dame	W, 72-70
Jan. 16	at #4 NC State	L, 60-84
Jan. 30	at #5 Louisville	L, 65-77
Feb. 1	#12 Georgia Tech	L, 46-59
Feb. 13	#5 NC State	L, 62-77
Feb. 27	at #18 North Carolina	L, 46-74

2022-23 (4-7)

Nov. 25	vs. #3 Connecticut	L, 50-78
Dec. 29	at #6 NC State	W, 72-58
Jan. 19	at #17 North Carolina	L, 56-61
Jan. 26	#12 Virginia Tech	W, 66-55
Jan. 29	at #24 Florida State	L, 57-70
Feb. 5	at #9 Notre Dame	W, 57-52
Feb. 16	at #11 Virginia Tech	L, 45-61
Feb. 26	#22 North Carolina	L, 41-45
Mar. 3	vs. #18 North Carolina	W, 44-40
Mar. 4	vs. #8 Virginia Tech	L, 37-58
Mar. 20	#21 Colorado	L, 53-61 (OT)

2023-24 (5-8)

Nov. 19	at #6 Stanford	L, 79-82 (OT)
Dec. 3	#1 South Carolina	L, 61-77
Jan. 4	at #17 Louisville	L, 44-61
Jan. 18	#14 Virginia Tech	W, 63-46
Jan. 21	at #4 NC State	L, 57-72
Jan. 25	#23 Florida State	W, 88-46
Feb. 15	at #12 Virginia Tech	L, 56-61
Feb. 19	#16 Notre Dame	L, 62-70
Feb. 22	at #17 Syracuse	W, 58-45
Feb. 25	#6 NC State	W, 69-58
Mar. 8	vs. #10 NC State	L, 51-54
Mar. 24	at #7 Ohio State	W, 75-63
Mar. 30	vs. #10 Connecticut	L, 45-53

HISTORY VERSUS RANKED OPPONENTS

TEAM	
First Win	vs. #16 North Carolina (2-16-84)
Margin of Victory	30 vs. #15 Clemson (1-28-01)
Margin of Defeat	82 vs. #12 NC State (1-19-78)
Most Points Scored	102 vs. #21 North Carolina (1-24-02)
Fewest Points Scored	35 vs. #14 NC State (2-1-77)
Most Points Allowed	125 vs. #12 NC State (1-19-78)
Fewest Points Allowed	40 vs. #18 North Carolina (3-3-23)
Most Wins (Season)	12 in 2004-05
Most Losses (Season)	9 in 1996-97
Overall Record	178-225

INDIVIDUAL

Most Points	36 vs. #13 NC State (2-3-87)	Katie Meier
Most Rebounds	20 vs. #11 North Carolina (3-10-03)	Alana Beard
Most Assists	12 vs. #8 NC State (1-10-90)	Katie Meier
Most Blocks	8 (2x), last vs. #8 Connecticut (3-28-06)	Alison Bales
Most Steals	10 (2x), last vs. #21 Colorado (3-20-23)	Celeste Taylor

HEAD COACHING RECORDS

Emma Jean Howard (1976-77): 0-1
 Debbie Leonard (1978-92): 9-71
 Gail Goestenkers (1993-07): 85-63
 Joanne P. McCallie (2008-2020): 73-68
 Kara Lawson (2021-Present): 11-22



ACC TOURNAMENT HISTORY

1978 | SEED: #7

First Round	2/9	Charlottesville, Va.	Maryland ²	L	39-103
-------------	-----	----------------------	-----------------------	---	--------

1979 | SEED: #6

First Round	2/8	Raleigh, N.C.	Clemson ³	L	56-81
-------------	-----	---------------	----------------------	---	-------

1980 | SEED: #5

Quarterfinals	2/8	College Park, Md.	North Carolina ⁴	L	63-85
---------------	-----	-------------------	-----------------------------	---	-------

1981 | SEED: #6

Quarterfinals	2/12	Clemson, S.C.	Maryland ³	L	49-72
---------------	------	---------------	-----------------------	---	-------

1982 | SEED: #7

Quarterfinals	2/26	Raleigh, N.C.	NC State ²	L	55-69
---------------	------	---------------	-----------------------	---	-------

1983 | SEED: #4

Quarterfinals	3/4	Fayetteville, N.C.	Clemson ⁵	L	92-93 (OT)
---------------	-----	--------------------	----------------------	---	------------

1984 | SEED: #6

Quarterfinals	3/2	Fayetteville, N.C.	NC State ³	L	68-81
---------------	-----	--------------------	-----------------------	---	-------

1985 | SEED: #5

Quarterfinals	3/1	Fayetteville, N.C.	Clemson ⁴	W	81-76
Semifinals	3/2	Fayetteville, N.C.	NC State ¹	L	57-89

1986 | SEED: #3

Quarterfinals	3/1	Fayetteville, N.C.	Wake Forest ⁶	L	71-72
---------------	-----	--------------------	--------------------------	---	-------

1987 | SEED: #4

Quarterfinals	2/28	Fayetteville, N.C.	Maryland ⁵	L	62-64
---------------	------	--------------------	-----------------------	---	-------

1988 | SEED: #4

Quarterfinals	3/5	Fayetteville, N.C.	Clemson ⁵	L	65-81
---------------	-----	--------------------	----------------------	---	-------

1989 | SEED: #7

Quarterfinals	3/4	Fayetteville, N.C.	NC State ²	L	50-89
---------------	-----	--------------------	-----------------------	---	-------

1990 | SEED: #6

First Round	3/3	Fayetteville, N.C.	Clemson ³	L	68-77
-------------	-----	--------------------	----------------------	---	-------

1991 | SEED: #5

Quarterfinals	3/2	Fayetteville, N.C.	Clemson ⁴	L	58-60
---------------	-----	--------------------	----------------------	---	-------

1992 | SEED: #8

First Round	3/6	Rock Hill, S.C.	Wake Forest ⁹	W	61-52
Quarterfinals	3/7	Rock Hill, S.C.	Virginia ¹	L	55-81

1993 | SEED: #9

First Round	3/5	Rock Hill, S.C.	Wake Forest ⁸	L	69-70
-------------	-----	-----------------	--------------------------	---	-------

1994 | SEED: #4

Quarterfinals	3/5	Rock Hill, S.C.	Maryland ⁹	L	45-60
---------------	-----	-----------------	-----------------------	---	-------

1995 | SEED: #4

Quarterfinals	3/3	Rock Hill, S.C.	Clemson ⁵	W	78-71
Semifinals	3/4	Rock Hill, S.C.	Virginia ¹	W	83-82 (OT)
Championship	3/5	Rock Hill, S.C.	North Carolina ²	L	70-95

1996 | SEED: #2

Quarterfinals	3/1	Rock Hill, S.C.	Wake Forest ⁷	W	67-61
Semifinals	3/2	Rock Hill, S.C.	NC State ³	W	79-62
Championship	3/3	Rock Hill, S.C.	Clemson ⁴	L	54-71

1997 | SEED: #5

Quarterfinals	2/28	Charlotte, N.C.	Maryland ⁴	W	60-52 (OT)
Semifinals	3/1	Charlotte, N.C.	North Carolina ¹	L	55-66

1998 | SEED: #1

Quarterfinals	2/27	Charlotte, N.C.	Georgia Tech ⁸	W	100-56
Semifinals	2/28	Charlotte, N.C.	North Carolina ⁴	L	52-56

1999 | SEED: #1

First Round	2/26	Charlotte, N.C.	Florida State ⁹	W	90-57
Semifinals	2/28	Charlotte, N.C.	Clemson ⁴	L	71-76

2000 | SEED: #2 | ACC CHAMPION

Quarterfinals	3/4	Greensboro, N.C.	Florida State ⁸	W	92-65
Semifinals	3/5	Greensboro, N.C.	Georgia Tech ⁶	W	77-56
Championship	3/6	Greensboro, N.C.	North Carolina ⁵	W	79-76

2001 | SEED: #1 | ACC CHAMPION

First Round	3/2	Greensboro, N.C.	Wake Forest ⁹	W	75-68 (OT)
Semifinals	3/4	Greensboro, N.C.	Florida State ⁴	W	72-56
Championship	3/5	Greensboro, N.C.	NC State ³	W	57-45

2002 | SEED: #2 | ACC CHAMPION

First Round	3/1	Greensboro, N.C.	Florida State ⁹	W	82-66
Semifinals	3/3	Greensboro, N.C.	Virginia ⁴	W	71-67
Championship	3/4	Greensboro, N.C.	North Carolina ²	W	87-80

2003 | SEED: #1 | ACC CHAMPION

First Round	3/7	Greensboro, N.C.	Wake Forest ⁹	W	64-59
Semifinals	3/9	Greensboro, N.C.	Georgia Tech ⁵	W	76-52
Championship	3/10	Greensboro, N.C.	North Carolina ²	W	77-59

2004 | SEED: #1 | ACC CHAMPION

Quarterfinals	3/6	Greensboro, N.C.	Wake Forest ⁹	W	77-59
Semifinals	3/7	Greensboro, N.C.	Maryland ⁴	W	70-63
Championship	3/8	Greensboro, N.C.	North Carolina ²	W	63-47

2005 | SEED: #2

Quarterfinals	3/5	Greensboro, N.C.	Wake Forest ¹⁰	W	107-50
Semifinals	3/6	Greensboro, N.C.	Maryland ⁶	W	74-44
Championship	3/7	Greensboro, N.C.	North Carolina ¹	L	67-88

2006 | SEED: #2

Quarterfinals	3/3	Greensboro, N.C.	Virginia Tech ⁷	W	69-56
Semifinals	3/4	Greensboro, N.C.	Maryland ¹	L	70-78

2007 | SEED: #1

Quarterfinals	3/2	Greensboro, N.C.	Virginia ⁸	W	79-58
Semifinals	3/3	Greensboro, N.C.	NC State ⁴	L	65-70

2008 | SEED: #3

Quarterfinals	3/7	Greensboro, N.C.	Florida State ⁶	W	81-67
Semifinals	3/8	Greensboro, N.C.	Maryland ²	W	74-63
Championship	3/9	Greensboro, N.C.	North Carolina ¹	L	73-86

2009 | SEED: #3

Quarterfinals	3/6	Greensboro, N.C.	Virginia ⁶	W	76-53
Semifinals	3/7	Greensboro, N.C.	Florida State ²	W	75-57
Championship	3/8	Greensboro, N.C.	Maryland ¹	L	89-92 (OT)

2010 | SEED: #1

Quarterfinals	3/5	Greensboro, N.C.	Maryland ⁹	W	66-64
Semifinals	3/6	Greensboro, N.C.	Georgia Tech ⁴	W	67-55
Championship	3/7	Greensboro, N.C.	NC State ⁶	W	70-60

2011 | SEED: #1

Quarterfinals	3/4	Greensboro, N.C.	Wake Forest ⁹	W	79-50
Semifinals	3/5	Greensboro, N.C.	Georgia Tech ⁵	W	74-66
Championship	3/6	Greensboro, N.C.	North Carolina ⁶	W	81-66

2012 | SEED: #1

Quarterfinals	3/2	Greensboro, N.C.	NC State ⁹	L	73-75
---------------	-----	------------------	-----------------------	---	-------

2013 | SEED: #1

Quarterfinals	3/5	Greensboro, N.C.	NC State ⁸	W	79-65
Semifinals	3/6	Greensboro, N.C.	Florida State ⁴	W	72-66
Championship	3/7	Greensboro, N.C.	North Carolina ²	W	92-73

2014 | SEED: #2

Quarterfinals	3/7	Greensboro, N.C.	Georgia Tech ⁷	W	82-52
Semifinals	3/8	Greensboro, N.C.	North Carolina ⁶	W	66-61
Championship	3/9	Greensboro, N.C.	Notre Dame ¹	L	53-69

2015 | SEED: #4

Quarterfinals	3/6	Greensboro, N.C.	Wake Forest ¹³	W	77-68
Semifinals	3/7	Greensboro, N.C.	Notre Dame ¹	L	49-55

2016 | SEED: #8

Second Round	3/3	Greensboro, N.C.	Virginia ⁹	W	57-53
Quarterfinals	3/4	Greensboro, N.C.	Notre Dame ¹	L	54-83

2017 | SEED: #3

Quarterfinals	3/3	Greensboro, N.C.	Syracuse ⁶	W	68-46
Semifinals	3/4	Greensboro, N.C.	Miami ⁷	W	57-52
Championship	3/5	Greensboro, N.C.	Notre Dame ¹	L	61-84

2018 | SEED: #4

Quarterfinals	3/2	Greensboro, N.C.	NC State ⁵	L	45-51
---------------	-----	------------------	-----------------------	---	-------

2019 | SEED: #11

First Round	3/6	Greensboro, N.C.	Pittsburgh ¹⁴	W	86-64
Second Round	3/7	Greensboro, N.C.	Florida State ⁶	L	41-51

2020 | SEED: #3

Quarterfinals	3/6	Greensboro, N.C.	Boston College ⁶	L	77-84
---------------	-----	------------------	-----------------------------	---	-------

2022 | SEED: #10

First Round	3/4	Greensboro, N.C.	Pittsburgh ¹⁵	W	55-52
Second Round	3/5	Greensboro, N.C.	Miami ⁷	L	55-61

2023 | SEED: #2

Quarterfinals	3/3	Greensboro, N.C.	North Carolina ⁷	W	44-40
Semifinals	3/4	Greensboro, N.C.	Virginia Tech ³	L	37-58

2024 | SEED: #7

Quarterfinals	3/7	Greensboro, N.C.	Georgia Tech ¹⁰	W	70-58
Semifinals	3/8	Greensboro, N.C.	NC State ²	L	51-54

* Duke did not participate in 2021 ACC Tournament; Season cancelled after four games due to the COVID-19 pandemic

ACC TOURNAMENT CHAMPIONSHIPS



1999-00



2000-01



2001-02



2002-03



2003-04



2009-10



2010-11



2012-13

NCAA POSTSEASON HISTORY

Round	Date	Site	(Rank) Opponent (Seed)	W/L	Score	Duke High Points	Duke High Rebounds	Duke High Assists	Duke High Blocks
1986 WNIT									
Game 1	3/20	Amarillo, Texas	West Texas State	W	68-67	27 - Moreland	14 - Moreland	3 - Goins	0
Game 2	3/21	Amarillo, Texas	Northwestern State (La.)	L	88-89	34 - Moreland	13 - Moreland	5 - Meier	1 - Sullivan
Game 3	3/22	Amarillo, Texas	Notre Dame	L	67-74	25 - Moreland	10 - Moreland	3 - Meier	0
1987 EAST REGION (#7 SEED)									
First Round	3/11	Durham, N.C.	Manhattan (#10 Seed)	W	70-55	25 - Moreland	11 - Meier	10 - Meier	2 - Harnett
Second Round	3/14	Piscataway, N.J.	Rutgers (#2 Seed)	L	64-78	22 - Moreland	12 - Moreland	4 - Meier	0
1995 EAST REGION (#5 SEED)									
First Round	3/16	Tuscaloosa, Ala.	Oklahoma State (#12 Seed)	W	76-64	22 - Hall	7 - Kauffman	3 - Hall/Meiman	1 - Hall/Kauffman
Second Round	3/18	Tuscaloosa, Ala.	#13/14 Alabama (#4 Seed)	L	120-121 (40T)	37 - Day	14 - Kauffman	6 - Day/Hall	1 - Hall
1996 MIDEAST REGION (#4 SEED)									
First Round	3/16	Greensboro, N.C.	James Madison (#13 Seed)	W	85-53	18 - Black/Scanlon	9 - Howard	4 - Hall/Orr	3 - Hall
Second Round	3/18	Durham, N.C.	San Francisco (#12 Seed)	L	60-64	21 - Black	9 - Black	6 - Howard	3 - Black
1997 MIDWEST REGION (#5 SEED)									
First Round	3/14	Champaign, Ill	DePaul (#12 Seed)	W	70-56	20 - Orr	8 - Browne/Orr	4 - Black/Howard	1 - Browne
Second Round	3/16	Champaign, Ill	Illinois (#4 Seed)	L	67-85	22 - Orr	10 - Orr	7 - Howard	1 - Black
1998 WEST REGION (#2 SEED)									
First Round	3/14	Durham, N.C.	Middle Tenn. State (#15 Seed)	W	92-67	19 - Van Gorp	7 - Parent	9 - Howard	1 - Van Gorp
Second Round	3/16	Durham, N.C.	Louisville (#10 Seed)	W	69-53	21 - Erickson	11 - Browne	7 - Howard	1 - 4 Players
Regional Semi	3/21	Oakland, Calif.	#13/12 Florida (#3 Seed)	W	71-58	20 - Erickson	8 - Parent	5 - Erickson	0
Regional Final	3/23	Oakland, Calif.	Arkansas (#9 Seed)	L	72-77	20 - Browne	6 - Rice/Parent/Schweitzer	5 - Erickson	1 - 4 Players
1999 EAST REGION (#3 SEED)									
First Round	3/13	Durham, N.C.	Holy Cross (#14 Seed)	W	79-51	19 - Van Gorp	8 - Van Gorp	5 - Howard	1 - Schweitzer
Second Round	3/15	Durham, N.C.	St. Joseph's (#11 Seed)	W	66-60	20 - Van Gorp	7 - Browne/Van Gorp	3 - Browne/Howard	1 - 3 Players
Regional Semi	3/20	Greensboro, N.C.	#5/5 Old Dominion (#2 Seed)	W	76-63	24 - Erickson	7 - Erickson/Schweitzer	4 - Howard/Van Gorp	0
Regional Final	3/22	Greensboro, N.C.	#2/2 Tennessee (#1 Seed)	W	69-63	22 - Schweitzer	9 - Browne	7 - Howard	2 - Browne
Final Four	3/26	San Jose, Calif.	#12/12 Georgia (#3 Seed)	W	81-69	22 - Erickson	9 - Van Gorp	5 - Erickson/Howard	1 - Browne/Van Gorp
Championship	3/28	San Jose, Calif.	#1/1 Purdue (#1 Seed)	L	45-62	15 - Van Gorp	9 - Browne	4 - Erickson/Parent	1 - Rice/ Van Gorp
2000 EAST REGION (#2 SEED)									
First Round	3/18	Durham, N.C.	Campbell (#15 Seed)	W	71-42	15 - West	7 - Hayes	5 - Gingrich	1 - 4 Players
Second Round	3/20	Durham, N.C.	Western Kentucky (#10 Seed)	W	90-70	25 - Mosch/Schweitzer	11 - Parent	4 - Schweitzer	2 - Matyasovsky
Regional Semi	3/25	Richmond, Va.	#15/12 LSU (#3 Seed)	L	66-79	17 - Rice	8 - Parent	5 - Rice	0
2001 WEST REGION (#1 SEED)									
First Round	3/17	Durham, N.C.	Univ. of Wisc.-Milw. (#16 Seed)	W	96-63	22 - Beard	5 - Schweitzer	4 - Beard/Mosch	4 - White
Second Round	3/19	Durham, N.C.	Arkansas (#9 Seed)	W	75-54	14 - Beard	7 - Beard	6 - Beard	2 - 3 Players
Regional Semi	3/24	Spokane, Wash.	#15/15 SW Missouri (#5 Seed)	L	71-81	27 - Beard	8 - Tillis	5 - Schweitzer	3 - Parent
2002 EAST REGION (#1 SEED)									
First Round	3/15	Durham, N.C.	Norfolk State (#16 Seed)	W	95-48	29 - Beard	13 - Currie	7 - Krapohl	1 - Beard/Krapohl
Second Round	3/17	Durham, N.C.	#-/25 TCU (#8 Seed)	W	76-66	26 - Beard	11 - Beard	6 - Shaw	0
Regional Semi	3/23	Raleigh, N.C.	#14/14 Texas (#4 Seed)	W	62-46	15 - Beard	7 - Currie	3 - Currie/Tillis	1 - Beard
Regional Final	3/25	Raleigh, N.C.	#13/13 South Carolina (#3 Seed)	W	77-68	24 - Beard	7 - Beard/Tillis	5 - Beard	4 - Matyasovsky
Final Four	3/29	San Antonio, Tex.	#2/2 Oklahoma (#1 Seed)	L	71-86	19 - Tillis	9 - Tillis	5 - Beard	1 - Beard
2003 MIDWEST REGION (#1 SEED)									
First Round	3/23	Raleigh, N.C.	Georgia State (#16 Seed)	W	66-48	19 - Beard	8 - Beard	4 - Harding	4 - Beard
Second Round	3/25	Raleigh, N.C.	Utah (#8 Seed)	W	65-54	27 - Beard	10 - Tillis	4 - Harding	1 - Beard/Matyasovsky
Regional Semi	3/29	Albuquerque, N.M.	#19/20 Georgia (#5 Seed)	W	66/63	21 - Tillis	5 - Harding	5 - Beard/Harding	1 - Beard/Bass
Regional Final	3/31	Albuquerque, N.M.	#7/8 Texas Tech (#2 Seed)	W	57-51	28 - Beard	8 - Beard	5 - Harding	4 - Beard
Final Four	4/6	Atlanta, Ga.	#4/4 Tennessee (#1 Seed)	L	56-66	29 - Beard	6 - Beard	4 - Harding	2 - Tillis/Matyasovsky
2004 MIDEAST REGION (#1 SEED)									
First Round	3/21	Durham, N.C.	Northwestern State (#16 Seed)	W	103-51	18 - Foley	11 - Tillis	9 - Beard	5 - Bales
Second Round	3/23	Durham, N.C.	Marquette (#9 Seed)	W	76-67	30 - Beard	8 - Tillis	7 - Harding	3 - Beard
Regional Semi	3/28	Norfolk, Va.	#7/5 Louisiana Tech (#5 Seed)	W	63-49	18 - Currie	8 - Beard/Bass	3 - Harding	3 - Tillis
Regional Final	3/30	Norfolk, Va.	#24/22 Minnesota (#7 Seed)	L	75-82	19 - Currie	7 - Currie	5 - Harding	3 - Bass
2005 CHATTANOOGA REGION (#2 SEED)									
First Round	3/20	Chapel Hill, N.C.	Canisius (#15 Seed)	W	80-48	21 - Williams	11 - Black	6 - Bales/Smith	6 - Bales
Second Round	3/22	Chapel Hill, N.C.	#25/- Boston College (7 Seed)	W	70-65	21 - Currie	11 - Black	4 - Smith	6 - Bales
Regional Semi	3/26	Chattanooga, Ten.	#20/20 Georgia (#6 Seed)	W	63-57	16 - Currie	13 - Williams	3 - Currie/Smith	3 - Bales
Regional Final	3/28	Chattanooga, Ten.	#2/4 LSU (#1 Seed)	L	49-59	15 - Williams	6 - Williams	5 - Currie	2 - Black

2006 | BRIDGEPORT REGION (#1 SEED)

First Round	3/19	Norfolk, Va.	Southern (#16 Seed)	W	96-27	19 - Currie	11 - Black	3 - 4 Players	3 - Black
Second Round	3/21	Norfolk, Va.	Southern California (#8 Seed)	W	85-51	22 - Bales	9 - Bales/Currie	6 - Harding	6 - Bales
Regional Semi	3/26	Bridgeport, Conn.	#16/17 Michigan State (#4 Seed)	W	86-61	17 - Currie	8 - Bales	7 - Harding	5 - Bales
Regional Final	3/28	Bridgeport, Conn.	#8/8 Connecticut (#2 Seed)	W	63-61	15 - Bales	13 - Bales	3 - Harding	8 - Bales
Final Four	4/2	Boston, Mass.	#5/5 LSU (#1 Seed)	W	64-45	14 - Williams	9 - Williams	5 - Harding	6 - Bales
Championship	4/4	Boston, Mass.	#3/3 Maryland (#2 Seed)	L	75-78 (OT)	22 - Currie	12 - Bales	4 - Currie/A. Waner	3 - Bales

2007 | GREENSBORO REGION (#1 SEED)

First Round	3/18	Raleigh, N.C.	Holy Cross (#16 Seed)	W	81-44	26 - A. Waner	8 - Bales	9 - Smith	5 - Bales
Second Round	3/20	Raleigh, N.C.	Temple (#8 Seed)	W	62-52	18 - Harding	10 - Gay	4 - Harding	2 - Bales
Regional Semi	3/24	Greensboro, N.C.	#15/18 Rutgers (#4 Seed)	L	52-53	21 - Bales	6 - Gay/Waner	5 - Harding	4 - Bales

2008 | OKLAHOMA CITY REGION (#3 SEED)

First Round	3/23	College Park, Md.	Murray State (#14 Seed)	W	78-57	16 - Smith	9 - J. Thomas	6 - J. Thomas	1 - Black
Second Round	3/25	College Park, Md.	Arizona State (#6 Seed)	W	67-59	26 - Black	13 - Black	4 - Smith	3 - Black
Regional Semi	3/30	Oklahoma City, Ok.	#8/9 Texas A&M (#2 Seed)	L	63-77	17 - Black	12 - Black	4 - Smith	2 - Black

2009 | BERKELEY REGION (#1 SEED)

First Round	3/22	East Lansing, Mich.	Austin Peay (#16 Seed)	W	83-42	14 - Black	9 - K. Thomas	2 - 4 Players	4 - K. Thomas
Second Round	3/24	East Lansing, Mich.	Michigan State (#9 Seed)	L	49-63	14 - J. Thomas	13 - Christmas	4 - J. Thomas	1 - 5 Players

2010 | MEMPHIS REGION (#2 SEED)

First Round	3/20	Durham, N.C.	Hampton (#15 Seed)	W	72-37	13 - 3 Players	8 - Vernerey	4 - J. Thomas	3 - Mitchell
Second Round	3/22	Durham, N.C.	#21/- LSU (#7 Seed)	W	60-52	15 - J. Thomas	6 - Christmas/Mitchell	1 - 5 Players	2 - K. Thomas
Regional Semi	3/27	Memphis, Tenn.	San Diego State (#11 Seed)	W	66-58	29 - J. Thomas	8 - Mitchell	6 - J. Thomas	2 - K. Thomas
Regional Final	3/29	Memphis, Tenn.	#14/18 Baylor (#4 Seed)	L	48-51	16 - J. Thomas	12 - Christmas	2 - K. Thomas	2 - Christmas

2011 | PHILADELPHIA REGION (#2 SEED)

First Round	3/19	Durham, N.C.	UT Martin (#15 Seed)	W	90-45	18 - J. Thomas	7 - Christmas/Jackson	5 - K. Thomas/J. Thomas	1 - Wells
Second Round	3/21	Durham, N.C.	#19/17 Marist (#10 Seed)	W	71-66	17 - J. Thomas	8 - K. Thomas	4 - J. Thomas	1 - Christmas
Regional Semi	3/27	Philadelphia, Pa.	#10/12 DePaul (#3 Seed)	W	70-63	23 - Christmas	9 - Christmas	4 - J. Thomas	1 - K. Thomas/J. Thomas
Regional Final	3/29	Philadelphia, Pa.	#1/1 Connecticut (#1 Seed)	L	40-75	17 - J. Thomas	6 - J. Thomas	4 - J. Thomas	0

2012 | FRESNO REGION (#2 SEED)

First Round	3/18	Nashville, Tenn.	Samford (#15 Seed)	W	82-47	22 - Liston	7 - Peters	6 - Gray	3 - Williams
Second Round	3/20	Nashville, Tenn.	#7/7 Vanderbilt (#7 Seed)	W	96-80	25 - Peters	6 - Peters/Williams	12 - Gray	2 - Williams/Vernerey
Regional Semi	3/24	Fresno, Calif.	#14/21 St. John's (#3 Seed)	W	74-47	18 - Selby	7 - Peters	7 - Selby	2 - Vereney
Regional Final	3/26	Fresno, Calif.	#2/2 Stanford (#1 Seed)	L	69-81	23 - Gray	9 - Peters	2 - Peters/Williams	1 - Williams

2013 | NORFOLK REGION (#2 SEED)

First Round	3/24	Durham, N.C.	Hampton (#15 Seed)	W	67-51	20 - Liston	10 - Peters	10 - Jones	3 - Williams
Second Round	3/26	Durham, N.C.	Oklahoma State (#7 Seed)	W	68-59	16 - Williams	13 - Peters	7 - Jones	3 - Williams
Regional Semi	3/31	Norfolk, Va.	#24/25 Nebraska (#6 Seed)	W	53-45	17 - Liston	9 - Jones/Williams	6 - Jones	7 - Williams
Regional Final	4/2	Norfolk, Va.	#2/2 Notre Dame (#1 Seed)	L	76-87	19 - Liston	10 - Peters	4 - Wells	3 - Williams

2014 | LINCOLN REGION (#2 SEED)

First Round	3/22	Durham, N.C.	Winthrop (#15 Seed)	W	87-45	20 - Liston	10 - McCravey-Cooper	6 - Peters	3 - Williams
Second Round	3/24	Durham, N.C.	#23/21 DePaul (#7 Seed)	L	65-74	12 - Williams	10 - Williams	2 - 4 Players	7 - Williams

2015 | SPOKANE REGION (#4 SEED)

First Round	3/20	Durham, N.C.	Albany (#13 Seed)	W	54-52	20 - Greenwell	12 - Williams	3 - Johnson/Henson/Williams	9 - Williams
Second Round	3/22	Durham, N.C.	#12/14 Mississippi State (#5 Seed)	W	64-56	22 - Stevens	10 - Stevens	4 - Johnson/Williams	2 - 3 Players
Regional Semi	3/28	Spokane, Wash.	#4/3 Maryland (#1 Seed)	L	55-65	18 - Williams	8 - Williams	2 - Johnson/Williams	1 - Stevens

2017 | BRIDGEPORT REGION (#2 SEED)

First Round	3/18	Durham, N.C.	Hampton (#15 Seed)	W	94-31	26 - Greenwell	10 - Greenwell	9 - Brown	3 - Greenwell
Second Round	3/20	Durham, N.C.	Oregon (#10 Seed)	L	65-74	25 - Brown	9 - Cooper/Greenwell	6 - Brown	3 - Cooper

2018 | ALBANY REGION (#5 SEED)

First Round	3/17	Athens, Ga.	Belmont (#12 Seed)	W	72-58	25 - Odom	8 - Suggs	5 - Brown	2 - Mathias
Second Round	3/19	Athens, Ga.	#18/17 Georgia (#4 Seed)	W	66-40	16 - Odom	9 - Greenwell	6 - Brown	1 - 3 Players
Regional Semi	3/24	Albany, N.Y.	#1/1 Connecticut (#1 Seed)	L	59-72	22 - Odom	8 - Mathias/Odom	4 - Brown/Odom	1 - Mathias/Williams

2023 | SEATTLE 4 REGION (#3 SEED)

First Round	3/18	Durham, N.C.	Iona (#11 Seed)	W	89-49	13 - Balogun/Taylor	8 - Brown	7 - Day-Wilson	2 - Brown
Second Round	3/20	Durham, N.C.	#21/21 Colorado (#6 Seed)	L	53-61 (OT)	14 - Balogun	10 - Taylor	8 - Taylor	2 - Brown

2024 | PORTLAND 3 REGION (#7 SEED)

First Round	3/22	Columbus, Ohio	Richmond (#10 Seed)	W	72-61	25 - Richardson	8 - Donovan/Okananwa	5 - Brown	3 - Donovan
Second Round	3/24	Columbus, Ohio	#7/9 Ohio State (#2 Seed)	W	75-63	28 - Richardson	8 - Thomas	4 - Mair	4 - Emsbo
Regional Semi	3/30	Portland, Ore.	#10/7 Connecticut (#3 Seed)	L	45-53	15 - Okananwa	10 - Brown	3 - Donovan	2 - Donovan

POSTSEASON RESULTS & HISTORY

ACC TOURNAMENT HISTORY

Appearances (Last)	46 (2024)
Championships (Last)	8 (2013)
Title Game Appearances (Last)	14 (2017)
Title Game Record	8-6 (.571)
Overall Record	51-38 (.573)
Record under Coach Lawson	3-3 (.500)
Times as Number One Seed	10, last in 2013 (24-4, .857)
Times as Number Two Seed	6th in 2023 (10-4, .714)

RECORD BY ROUND

First Round	6-1 (.857)
Second Round	2-2 (.500)
Quarterfinals	20-19 (.513)
Semifinals	15-9 (.625)
Championship Game	8-7 (.533)

RECORD BY SITE

Charlottesville, Va.	0-1 (.000)
Charlotte, N.C.	3-3 (.500)
Clemson, S.C.	0-1 (.000)
College Park, Md.	0-1 (.000)
Conway, S.C.	2-1 (.667)
Fayetteville, N.C.	1-9 (.100)
Greensboro, N.C.	40-15 (.727)
Raleigh, N.C.	0-2 (.000)
Rock Hill, S.C.	5-5 (.500)

RECORD BY DECADE

1970-79	0-3 (.400)
1980-89	1-10 (.090)
1990-99	8-10 (.444)
2000-09	23-5 (.821)
2010-19	16-7 (.696)
2020-Present	3-3 (.500)

RECORD VS. OPPONENTS

Boston College	0-1 (.1000)
Clemson	2-7 (.222)
Florida State	7-1 (.875)
Georgia Tech	7-0 (1.000)
Louisville	0-0 (.000)
*Maryland	5-6 (.455)
Miami	1-1 (.500)
North Carolina	8-6 (.571)
Notre Dame	0-4 (.000)
NC State	4-8 (.333)
Pittsburgh	2-0 (1.000)
Syracuse	1-0 (1.000)
Virginia	5-1 (.833)
Virginia Tech	1-1 (.500)
Wake Forest	8-2 (.800)

* left the ACC in 2014

ACC TOURNAMENT COMPOSITE RECORDS

Team	Won	Lost	Pct	Semis	Finals	Titles
Notre Dame	21	5	.808	9	7	6
Louisville	15	9	.625	7	4	1
North Carolina	64	38	.623	28	18	9
NC State	60	40	.600	25	16	8
Duke	51	38	.581	23	15	8
Virginia	38	43	.469	21	6	3
Syracuse	9	11	.450	3	1	0
Clemson	35	45	.438	18	6	2
Miami	14	20	.412	4	1	0
Virginia Tech	13	19	.406	2	1	1
Boston College	11	18	.379	2	0	0
Wake Forest	26	47	.356	3	0	0
Florida State	17	33	.340	7	2	0
Georgia Tech	22	45	.328	7	2	0
Pittsburgh	2	11	.154	0	0	0

*Through 2024 ACC Tournament

NCAA TOURNAMENT HISTORY

NCAA Tournament Appearances	26
Championship Game Appearances	2
Final Four Appearances	4
Elite Eight Appearances	11
Sweet 16 Appearances	18
Overall NCAA Tournament Record	61-26 (.701)
As an at-large bid	37-19 (.661)
As an automatic bid	24-7 (.774)
NCAA Record under Lawson	3-2 (.600)

BY DECADE

1980-89	1-1 (.500)
1990-99	11-5 (.688)
2000-09	28-10 (.737)
2010-19	18-8 (.692)
2020-present	3-2 (.600)

NCAA APPEARANCES (26)

1987, 1995, 1996, 1997, 1998, 1999, 2000, 2001, 2002, 2003, 2004, 2005, 2006, 2007, 2008, 2009, 2010, 2011, 2012, 2013, 2014, 2015, 2017, 2018, 2023, 2024

TITLE GAME APPEARANCES (2)

1999, 2006

FINAL FOUR APPEARANCES (4)

1999, 2002, 2003, 2006

REGIONAL CHAMPIONSHIPS (4)

1999, 2002, 2003, 2006

ELITE EIGHT APPEARANCES (11)

1998, 1999, 2002, 2003, 2004, 2005, 2006, 2010, 2011, 2012, 2013

SWEET 16 APPEARANCES (18)

1998, 1999, 2000, 2001, 2002, 2003, 2004, 2005, 2006, 2007, 2008, 2010, 2011, 2012, 2013, 2015, 2018, 2024

*Sweet 16 records begin in 1975

TIMES AS A NUMBER ONE SEED (7)

2001	2-1 (.667)
2002	4-1 (.800)
2003	4-1 (.800)
2004	3-1 (.750)
2006	5-1 (.833)
2007	2-1 (.667)
2009	1-1 (.500)
7 Times	21-7 (.750)



IN-SEASON TOURNAMENT/MTE RESULTS

ACC BIG FOUR CLASSIC

1996-97 (Greensboro, N.C.)
 Dec. 28 Rutgers W, 74-36
 Dec. 29 George Wash. L, 48-54

1995-96 (Greensboro, N.C.)
 Dec. 29 Kentucky W, 73-54
 Dec. 30 Syracuse W, 84-40

ACC/BIG TEN CHALLENGE

2022-23 (Durham, N.C.)
 Dec. 1 Northwestern W, 66-50

2021-22 (Durham, N.C.)
 Dec. 2 Iowa W, 79-64

2019-20 (Lincoln, Neb.)
 Dec. 4 Nebraska L, 79-83

2018-19 (Madison, Wisc.)
 Nov. 28 Wisconsin W, 60-53

2017-18 (Durham, N.C.)
 Nov. 30 Ohio State W, 69-60

2016-17 (New Brunswick, N.J.)
 Dec. 1 Rutgers W, 68-32

2015-16 (Durham, N.C.)
 Dec. 3 Minnesota W, 84-64

2014-15 (Lincoln, Neb.)
 Dec. 3 Nebraska L, 60-54

2013-14 (Durham, N.C.)
 Dec. 5 Purdue W, 99-78

2012-13 (Ann Arbor, Mich.)
 Nov. 28 Michigan W, 71-54

2011-12 (Durham, N.C.)
 Dec. 1 Purdue W, 64-53

2010-11 (Madison, Wisc.)
 Dec. 2 Wisconsin W, 59-51

2009-10 (Durham, N.C.)
 Dec. 3 Ohio State W, 83-67

2008-09 (Durham, N.C.)
 Dec. 4 Iowa W, 71-47

2007-08 (State College, Pa.)
 Dec. 2 at Penn State L, 86-84

ACC/SEC CHALLENGE

2023-24 (Athens, Ga.)
 Nov. 30 at Georgia W, 72-65 (OT)

2001-02 (Atlanta, Ga.)
 Dec. 27 Tennessee L, 68-89

AUBURN HOLIDAY CLASSIC

2004-05 (Auburn, Ala.)
 Dec. 29 Rhode Island W, 89-63
 Dec. 31 Auburn W, 80-61

BLOCKBUSTER CLASSIC

2004-05 (Indianapolis, Ind.)
 Dec. 18 Purdue W, 66-48

BLUE SKY CLASSIC

2006-07 (Hanover, N.H.)
 Dec. 29 Dartmouth W, 77-40
 Dec. 30 Boston University W, 72-42

BOILERMAKER CLASSIC

1992-92 (West Lafayette, Ind.)
 Dec. 28 Purdue L, 58-74
 Dec. 29 Kent State W, 84-79

BOWLING GREEN BANK

1989-90 (Bowling Green, Ky.)
 Nov. 25 Illinois L, 63-68
 Nov. 26 St. John's W, 95-63

CAHILL INVITATIONAL

1986-87 (Jamaica, N.Y.)
 Dec. 29 St. John's W, 80-63
 Dec. 30 Kentucky W, 68-63

CARIBBEAN CHALLENGE

2015-16 (Cancun, Mexico)
 Nov. 26 Idaho W, 74-68
 Nov. 27 Iowa State W, 86-48
 Nov. 28 Texas State W, 85-34

2009-10 (Cancun, Mexico)
 Nov. 26 Western Kentucky W, 70-47
 Nov. 27 Marquette W, 74-43

2006-07 (Cancun, Mexico)

Dec. 19 Bowling Green W, 55-46
 Dec. 20 SMU W, 75-45
 Dec. 21 Pittsburgh W, 72-51

CENTRAL FIDELITY INVITATIONAL

1996-97 (Richmond, Va.)
 Dec. 7 Old Dominion L, 77-89
 Dec. 8 Richmond W, 89-60

COCA COLA JOWERS JAMBOREE

1990-91 (San Marcos, Texas)
 Dec. 7 San Antonio W, 71-68
 Dec. 8 SW Texas State W, 68-57

DEPAUL INVITATIONAL

2008-09 (Chicago, Ill.)
 Nov. 21 Hartford L, 51-53
 Nov. 22 Southern W, 93-52

1986-87 (Chicago, Ill.)
 Nov. 28 Florida W, 76-74
 Nov. 29 DePaul L, 72-78

DIAL CLASSIC

1983-84 (Miami, Fla.)
 Dec. 29 Providence L, 64-65
 Dec. 30 Seton Hall L, 67-74

DISNEY HONDA ELITE 4 CLASSIC

2001-02 (Orlando, Fla.)
 Dec. 2 Louisiana Tech W, 76-64

1998-99 (Orlando, Fla.)
 Dec. 6 Tennessee L, 60-74

DOWNEAST AUTO CLASSIC

1988-89 (Bangor, Maine)
 Nov. 25 Eastern Wash. W, 79-57
 Nov. 26 San Diego W, 64-56

DUKE CLASSIC

2005-06 (Durham, N.C.)
 Nov. 25 Arkansas State W, 110-56
 Nov. 27 Auburn W, 69-37

2003-04 (Durham, N.C.)
 Nov. 29 Stephen F. Austin W, 119-53
 Nov. 30 Auburn W, 66-57

2002-03 (Durham, N.C.)
 Dec. 6 Howard W, 128-53
 Dec. 8 St. Joseph's W, 82-48

2001-02 (Durham, N.C.)
 Nov. 24 Davidson W, 107-58
 Nov. 25 South Carolina L, 81-87 (OT)

2000-01 (Durham, N.C.)
 Nov. 25 Duquesne W, 97-66
 Nov. 26 Toledo W, 71-41

1999-00 (Durham, N.C.)
 Nov. 27 Florida A&M W, 93-38
 Nov. 28 Penn State W, 63-49

1998-99 (Durham, N.C.)
 Nov. 28 Villanova W, 75-47
 Nov. 29 Marquette W, 91-60

1997-98 (Durham, N.C.)
 Dec. 6 Ohio W, 99-59
 Dec. 7 Michigan W, 64-63

1996-97 (Durham, N.C.)
 Nov. 30 Illinois State W, 85-58
 Dec. 1 St. Joseph's W, 63-46

1995-96 (Durham, N.C.)
 Dec. 2 Delaware W, 95-50
 Dec. 4 Michigan State W, 67-52

1994-95 (Durham, N.C.)
 Dec. 3 Wis.-Milwaukee W, 104-34
 Dec. 4 Indiana State W, 100-66

1993-94 (Durham, N.C.)
 Dec. 4 American W, 104-71
 Dec. 5 Miami (Ohio) W, 98-54

1992-93 (Durham, N.C.)
 Dec. 4 Northeastern W, 64-53
 Dec. 5 Virginia Tech W, 85-63

1991-92 (Durham, N.C.)
 Dec. 6 Yale W, 60-55
 Dec. 7 Seton Hall L, 60-67

1990-91 (Durham, N.C.)
 Dec. 1 Harvard W, 90-76
 Dec. 2 Purdue L, 58-69

1989-90 (Durham, N.C.)
 Dec. 1 New Hampshire W, 82-47
 Dec. 2 Boston College W, 85-64

1988-89 (Durham, N.C.)
 Dec. 2 Cleveland State W, 100-60
 Dec. 3 James Madison W, 80-79

DUKE/WAKE FOREST CLASSIC

1984-85 (Winston-Salem, N.C.)
 Nov. 23 Furman W, 103-66
 Nov. 24 William & Mary W, 86-48

EASTERN KENTUCKY TOURNAMENT

1983-84 (Richmond, Va.)
 Dec. 2 Toledo W, 66-59
 Dec. 3 Eastern Kentucky L, 44-46

ESPNU INVITATIONAL

2007-08 (Tampa, Fla.)
 Nov. 15 South Florida W, 89-52

FELPAUSCH/MSU HOLIDAY CLASSIC

1990-91 (Lansing, Mich.)
 Nov. 24 Louisville L, 66-73
 Nov. 25 Georgetown W, 80-68

FUN IN THE SUN SHOOTOUT

2000-01 (Cancun, Mexico)
 Dec. 17 Arkansas State W, 69-45
 Dec. 19 Oral Roberts W, 62-51

GULF COAST CLASSIC

2018-19 (Estero, Fla.)
 Nov. 23 Washington L, 64-71
 Nov. 24 Ball State W, 79-62
 Nov. 25 Missouri L, 54-62

HARVARD INVITATIONAL

1991-92 (Cambridge, Mass.)
 Nov. 30 Fairfield W, 75-68
 Dec. 1 Harvard W, 86-63

HATTER CLASSIC

1981-82 (DeLand, Fla.)
 Jan. 8 Stetson W, 79-59
 Jan. 9 Georgia Southern L, 58-64

JIMMY V WOMEN'S BASKETBALL CLASSIC

2013-14 (Durham, N.C.)
 Dec. 17 Connecticut L, 61-83

2010-11 (Durham, N.C.)
 Dec. 6 Texas A&M W, 61-58

2006-07 (Piscataway, N.J.)
 Dec. 4 Rutgers W, 85-45

2003-04 (Raleigh, N.C.)
 Nov. 23 Purdue W, 93-63

2002-03 (Raleigh, N.C.)
 Nov. 24 Tennessee W, 76-55

JUNKANOO JAM

2011-12 (Grand Bahamas Island, Bahamas)
 Nov. 25 Gardner-Webb W, 97-31
 Nov. 26 Notre Dame L, 54-56

2004-05 (Grand Bahamas Island, Bahamas)
 Nov. 26 Stephen F. Austin W, 84-29
 Nov. 27 Kansas State 63-51

LADY FRIAR CLASSIC

1987-88 (Providence, R.I.)
 Dec. 5 Southern Cal. W, 78-75
 Dec. 6 Providence W, 87-75

LMU MARINA DEL REY MARRIOTT CLASSIC

2003-04 (Los Angeles, Calif.)
 Dec. 28 Hampton W, 90-59
 Dec. 29 Loyola Marymount W, 81-53

MAGGIE DIXON CLASSIC

2007-08 (New York, N.Y.)
 Dec. 8 Pittsburgh W, 51-49

2021-22 (Fort Worth, TX.)
 Nov. 21 Alabama W, 74-71

NIKE FOUR IN THE FALL

1998-99 (San Jose, Calif.)
 Nov. 13 Connecticut L, 74-104
 Nov. 14 Stanford W, 77-57

OAKLAND TRIBUNE CLASSIC

1993-94 (Berkeley, Calif.)
 Dec. 20 Detroit Mercy W, 94-82
 Dec. 21 California L, 66-72

OLD DOMINION TOURNAMENT

1994-95 (Norfolk, Va.)
 Nov. 26 Montana W, 89-49
 Nov. 27 Old Dominion L, 59-64

PARADISE JAM

2013-14 (St. Thomas, USVI)
 Nov. 28 Xavier W, 81-54
 Nov. 29 Central Michigan W, 97-64
 Nov. 30 Kansas L, 73-40

2007-08 (St. Thomas, USVI)
 Nov. 22 Purdue W, 53-41
 Nov. 23 Temple W, 64-53
 Nov. 25 Connecticut L, 48-74

2002-03 (St. Thomas, USVI)
 Nov. 28 Hampton W, 71-34
 Nov. 29 Old Dominion W, 65-52
 Nov. 30 Arkansas W, 74-72 (OT)

2002-03 (St. Thomas, USVI)
 Nov. 28 Hampton W, 71-34
 Nov. 29 Old Dominion W, 65-52
 Nov. 30 Arkansas W, 74-72 (OT)

2002-03 (St. Thomas, USVI)
 Nov. 28 Hampton W, 71-34
 Nov. 29 Old Dominion W, 65-52
 Nov. 30 Arkansas W, 74-72 (OT)

PK LEGACY

2022-23 (Portland, Ore.)
 Nov. 25 Connecticut L, 50-78
 Nov. 27 Oregon State W, 54-41

IN-SEASON TOURNAMENT/MTE RESULTS

PRESEASON WNIT

2004-05	(Durham, N.C.)	
Nov. 12	Davidson	W, 89-69
Nov. 14	South Florida	W, 82-50

2004-05	(Notre Dame, Ind.)	
Nov. 17	Notre Dame	L, 65-76

1999-00	(Durham, N.C.)	
Nov. 15	UNC Greensboro	W, 72-47
Nov. 17	Boston College	L, 70-77

1995-96	(Durham, N.C.)	
Nov. 15	VCU	W, 93-51

1995-96	(College Station, Texas)	
Nov. 17	Texas A&M	L, 73-83

SAN JUAN SHOOTOUT

1997-98	(San Juan, Puerto Rico)	
Nov. 28	Detroit	W, 87-65
Nov. 29	Southern Illinois	W, 76-54
Nov. 30	Illinois	L, 65-77

SEATTLE TIMES HUSKY CLASSIC

1992-93	(Seattle, Wash.)	
Dec. 27	Drake	W, 71-58
Dec. 28	Washington	L, 48-72

SOUTH PADRE SHOOTOUT

2002-03	(South Padre Island, Texas)	
Dec. 27	Detroit Mercy	W, 92-52
Dec. 29	Iowa State	W, 88-59

ST. JOSEPH'S TOURNAMENT

1994-95	(Philadelphia, Pa.)	
Dec. 28	James Madison	W, 75-63
Dec. 29	St. Joseph's	W, 67-64

STATE FARM TIP-OFF CLASSIC

2003-04	(West Lafayette, Ind.)	
Nov. 16	Texas	L, 77-85

2001-02	(Durham, N.C.)	
Nov. 11	Texas Tech	W, 85-69

STATE FARM CLASSIC

1997-98	(Gainesville, Fla.)	
Dec. 28	Kent State	W, 69-57
Dec. 29	Florida	L, 63-70

SURF 'N SLAM CLASSIC

2005-06	(San Diego, Calif.)	
Dec. 28	St. John's	W, 105-57
Dec. 30	San Diego	W, 119-52

SUN SPLASH SHOOTOUT

1999-00	(Nassau, The Bahamas)	
Dec. 20	Sacramento State	W, 81-45
Dec. 21	Liberty	W, 66-45

TEXACO-HAVOLINE CHRISTMAS CLASSIC

1985-86	(Villanova, Pa.)	
Dec. 27	Washington	L, 71-83
Dec. 28	Cheyney	W, 100-56

TIP-OFF CLASSIC

1987-88	(San Jose, Calif.)	
Dec. 29	San Jose State	W, 86-47
Dec. 30	Purdue	W, 76-71

UNIV. OF NEW ORLEANS TOURNAMENT

1995-96	(New Orleans, La.)	
Nov. 24	Pepperdine	W, 108-70
Nov. 25	Mississippi State	W, 72-67

USF HOLIDAY CLASSIC

1990-91	(Tampa, Fla.)	
Dec. 21	South Alabama	W, 76-70
Dec. 22	South Florida	W, 78-62

1984-85	(Tampa, Fla.)	
Dec. 20	Georgetown	W, 84-49
Dec. 21	Georgia Southern	W, 71-65

VCU CLASSIC

1988-89	(Richmond, Va.)	
Dec. 9	Connecticut	W, 83-69
Dec. 10	VCU	W, 83-76

WAGNER CHRISTMAS TOURNAMENT

1989-90	(Staten Island, N.Y.)	
Dec. 25	Wagner	W, 66-56
Dec. 28	Hofstra	W, 86-48

WOMEN OF TROY CLASSIC

2012-13	(Los Angeles, Calif.)	
Dec. 21	CSU Bakersfield	W, 97-63
Dec. 22	at Southern Cal.	W, 75-60

2008-09 (Los Angeles, Calif.)

Dec. 19	Southern Cal.	W, 97-89 (OT)
Dec. 20	Siena	W, 86-41

WOMEN'S SPORTS FOUNDATION CLASSIC

2000-01	(Albuquerque, N.M.)	
Nov. 10	UCLA	W, 80-52
Nov. 11	LSU	W, 56-45

100-POINT GAMES (BY POINT TOTAL)

128	vs. Howard (53)	12-6-02
123	vs. USC Upstate (40)	11-14-13
120	at Alabama (121) (40T)*	3-18-95
119	at San Diego (52)	12-30-04
	vs. Stephen F. Austin (53)	11-29-03
117	vs. N.C. Central (28)	12-28-10
	vs. Western Carolina (44)	2-9-94
116	vs. Morgan State (63)	11-26-93
114	vs. UNC Asheville (57)	11-30-94
	vs. East Tennessee State (74)	12-8-92
113	vs. Georgia Tech (46)	1-7-99
112	vs. Temple (34)	12-12-98
111	vs. Charleston Southern (50)	11-10-22
	vs. Pittsburgh (67)	1-16-14
110	vs. Ball State (24)	12-19-05
	vs. Arkansas State (56)	11-25-05
	vs. Fairfield (44)	11-22-05
	at East Carolina (69)	1-5-94
109	vs. Loyola (Md.) (59)	2-5-92
	vs. N.C. Central (53)	11-20-84
108	vs. Elon (26)	1-21-03
	vs. East Carolina (46)	11-22-02
	vs. Pepperdine (70)	11-24-95
107	vs. UNC Wilmington (45)	12-20-11
	vs. Wake Forest (50)^	3-5-05
	vs. Davidson (58)	11-24-01
	vs. Virginia (73)	12-6-01
106	vs. Florida International (58)	12-18-02
	vs. Charleston Southern (38)	12-16-02
105	vs. Longwood (48)	11-17-16
	vs. Clemson (53)	2-8-07
	vs. St. John's (57)	12-28-05
	at Northwestern State (53)	12-20-03
104	at Houston Baptist (35)	11-13-09
	vs. UW-Milwaukee (34)	12-3-94
	vs. American (71)	12-4-93
	at East Tennessee State (71)	11-23-91
103	vs. Northwestern State (51)*	3-21-04
	vs. McNeese State (50)	12-11-93
	vs. Furman (66)	11-23-84
	vs. N.C. Central (60)	11-26-83
102	vs. Northeastern (49)	11-11-06
	vs. Clemson (45)	2-27-04
	vs. Elon (52)	11-16-01
	vs. Florida State (80)	1-27-02
	vs. North Carolina (82)	1-24-02
101	vs. Winthrop (30)	12-10-17
	vs. Holy Cross (42)	1-4-05
	vs. Maryland (52)	1-23-03
	vs. North Carolina (58)	1-27-00
	vs. Elon (44)	12-2-99
	vs. Manhattan (71)	1-1-95
	vs. Charleston Southern (57)	12-21-94
	vs. UNC Asheville (53)	12-8-79
100	at Richmond (49)	12-4-22
	vs. Iona (31)	11-8-12
	vs. Wake Forest (54)	1-2-06
	vs. Georgia Tech (56)^	2-27-98
	vs. Indiana State (66)	12-4-94
	vs. UNC Asheville (42)	12-11-91
	vs. Cleveland State (60)	12-2-88
	vs. Cheney (56)	12-28-85

*NCAA Tournament | ^ACC Tournament

YEAR-BY-YEAR COACHING STAFFS

1975-76 - Head Coach: Emma Jean Howard

1976-77 - Head Coach: Emma Jean Howard

1977-78 - Head Coach: Debbie Leonard

1978-79 - Head Coach: Debbie Leonard
Assistant Coach: Jacki Silar

1979-80 - Head Coach: Debbie Leonard
Assistant Coach: Jacki Silar

1980-81 - Head Coach: Debbie Leonard
Assistant Coach: Jacki Silar

1981-82 - Head Coach: Debbie Leonard
Assistant Coach: Jacki Silar

1982-83 - Head Coach: Debbie Leonard
Assistant Coach: Jacki Silar

1983-84 - Head Coach: Debbie Leonard
Assistant Coaches: Jacki Silar, Nancy Frank

1984-85 - Head Coach: Debbie Leonard
Assistant Coaches: Patience V. Murphy, Jacki Silar

1985-86 - Head Coach: Debbie Leonard
Assistant Coach: Jacki Silar

1986-87 - Head Coach: Debbie Leonard
Assistant Coach: Jacki Silar

1987-88 - Head Coach: Debbie Leonard
Assistant Coaches: Sherri Pickard, Jacki Silar

1988-89 - Head Coach: Debbie Leonard
Assistant Coaches: Sherri Pickard, Jacki Silar

1989-90 - Head Coach: Debbie Leonard
Assistant Coaches: Jacki Silar, Gale Valley

1990-91 - Head Coach: Debbie Leonard
Assistant Coaches: Jacki Silar, Gale Valley

1991-92 - Head Coach: Debbie Leonard
Assistant Coaches: Jacki Silar, Gale Valley

1992-93 - Head Coach: Gail Goestenkers
Assistant Coaches: Gale Valley, Cleve Wright

1993-94 - Head Coach: Gail Goestenkers
Assistant Coaches: Joanne Boyle, Gale Valley, Lisa Zodtner

1994-95 - Head Coach: Gail Goestenkers
Assistant Coaches: Joanne Boyle, LaWaynta Dawson, Gale Valley

1995-96 - Head Coach: Gail Goestenkers
Assistant Coaches: Joanne Boyle, Shonta Tabourn, Gale Valley

1996-97 - Head Coach: Gail Goestenkers
Assistant Coaches: Joanne Boyle, Shonta Tabourn, Gale Valley

1997-98 - Head Coach: Gail Goestenkers
Assistant Coaches: Joanne Boyle, Shonta Tabourn, Gale Valley

1998-99 - Head Coach: Gail Goestenkers
Assistant Coaches: Joanne Boyle, Shonta Tabourn, Gale Valley

1999-00 - Head Coach: Gail Goestenkers
Assistant Coaches: Joanne Boyle, Shonta Tabourn, Gale Valley

2000-01 - Head Coach: Gail Goestenkers
Assistant Coaches: Joanne Boyle, Shonta Tabourn, Gale Valley

2001-02 - Head Coach: Gail Goestenkers
Assistant Coaches: Joanne Boyle, Shaeeta Brown, Gale Valley, Georgia Schweitzer

2002-03 - Head Coach: Gail Goestenkers
Assistant Coaches: Georgia Schweitzer, Gale Valley, LaVonda Wagner

2003-04 - Head Coach: Gail Goestenkers
Assistant Coaches: Georgia Schweitzer, Gale Valley, LaVonda Wagner

2004-05 - Head Coach: Gail Goestenkers
Assistant Coaches: Shannon Perry, Gale Valley, LaVonda Wagner

2005-06 - Head Coach: Gail Goestenkers
Assistant Coaches: Tia Jackson, Shannon Perry, Gale Valley

2006-07 - Head Coach: Gail Goestenkers
Assistant Coaches: Tia Jackson, Shannon Perry, Gale Valley

2007-08 - Head Coach: Joanne P. McCallie
Assistant Coaches: Al Brown, Shannon Perry, Samantha Williams

2008-09 - Head Coach: Joanne P. McCallie
Assistant Coaches: Al Brown, Shannon Perry, Samantha Williams

2009-10 - Head Coach: Joanne P. McCallie
Assistant Coaches: Al Brown, Trisha Stafford-Odom, Samantha Williams

2010-11 - Head Coach: Joanne P. McCallie
Assistant Coaches: Al Brown, Trisha Stafford-Odom, Samantha Williams

2011-12 - Head Coach: Joanne P. McCallie
Assistant Coaches: Al Brown, Candice M. Jackson, Joy Cheek

2012-13 - Head Coach: Joanne P. McCallie
Assistant Coaches: Al Brown, Candice M. Jackson, Joy Cheek

2013-14 - Head Coach: Joanne P. McCallie
Assistant Coaches: Al Brown, Candice M. Jackson, Hernando Planells

2014-15 - Head Coach: Joanne P. McCallie
Assistant Coaches: Al Brown, Hernando Planells, Rene Haynes, Michele Van Gorp

2015-16 - Head Coach: Joanne P. McCallie
Assistant Coaches: Al Brown, Hernando Planells, Rene Haynes, Michele Van Gorp

2016-17 - Head Coach: Joanne P. McCallie
Assistant Coaches: Al Brown, Hernando Planells, Rene Haynes

2017-18 - Head Coach: Joanne P. McCallie
Assistant Coaches: Hernando Planells, Rene Haynes, Sam Miller
Special Assistant: Jim Corrigan

2018-19 - Head Coach: Joanne P. McCallie
Assistant Coaches: Hernando Planells, Rene Haynes, Sam Miller
Special Assistant: Jim Corrigan

2019-20 - Head Coach: Joanne P. McCallie
Assistant Coaches: Sam Miller, Jim Corrigan, Wanisha Smith
Special Assistant: Keturah Jackson

2020-21 - Head Coach: Kara Lawson
Assistant Coaches: Beth Cunningham, Winston Gandy, Tia Jackson
Special Assistant: Sarah Wilkinson

2021-22 - Head Coach: Kara Lawson
Assistant Coaches: Beth Cunningham, Winston Gandy, Tia Jackson
Special Assistant: Sarah Wilkinson

2022-23 - Head Coach: Kara Lawson
Associate Head Coaches: Tia Jackson, Winston Gandy
Assistant Coach: Karen Lange
Special Assistant: Sarah Wilkinson

2023-24 - Head Coach: Kara Lawson
Associate Head Coach: Tia Jackson
Assistant Coaches: Karen Lange, Karen Middleton, Pierre Miller
Special Assistant: Sarah Wilkinson

2024-25 - Head Coach: Kara Lawson
Associate Head Coach: Tia Jackson
Assistant Coaches: Kyrá Elzy, Karen Lange, Karen Middleton, Pierre Miller
Special Assistant: Ali Hoesly



RECORDS



TEAM SINGLE GAME RECORDS

MOST POINTS IN A GAME

RANK	TOTAL	OPPONENT	DATE
1.	128	vs. Howard	12-6-02
2.	123	vs. USC Upstate	11-14-13
3.	120	at Alabama	3-18-95
4.	119	at San Diego	12-30-05
	119	vs. Stephen F. Austin	11-29-03
6.	117	vs. N.C. Central	12-28-09
	117	vs. Western Carolina	2-9-94
8.	116	vs. Morgan St.	11-26-93
9.	114	vs. UNC Asheville	11-30-94
	114	vs. ETSU	12-8-92

HIGHEST 1ST QUARTER FG PERCENTAGE

RANK	PCT.	OPPONENT	DATE
1.	80.0	at Louisville	1-4-18
2.	75.0	vs. FGCU	12-10-23
	75.0	vs. Western Carolina	12-29-15
4.	72.7	at Long Beach State	11-25-16
5.	69.2	vs. Boston College	12-31-23
	69.2	vs. Villanova	12-21-16
7.	66.7	at Penn	12-5-21
	66.7	vs. Winthrop	12-10-17
	66.7	vs. Virginia	2-4-16
10.	64.7 (3x)	vs. Richmond (most recent)	3-2-24

HIGHEST 2ND QUARTER FG PERCENTAGE

RANK	PCT.	OPPONENT	DATE
1.	84.6	vs. Iona	3-18-23
2.	81.3	at Richmond	12-4-22
3.	80.0	at North Carolina	2-7-19
4.	77.8	vs. Virginia	2-20-20
	77.8	vs. Ball State	11-24-18
6.	75.0	vs. Notre Dame	1-2-22
7.	73.3	vs. Boston College	12-31-23
8.	72.7	at Virginia	2-10-19
	72.7	vs. Liberty	12-29-17
10.	69.2	vs. FGCU	12-30-18

FEWEST POINTS IN A GAME

RANK	TOTAL	OPPONENT	DATE
1.	36	vs. NC State	2-2-78
2.	37	vs. Virginia Tech (N)	3-4-23
3.	39	vs. Maryland	2-9-78
4.	40	vs. Connecticut	3-29-11
5.	41	vs. Florida State	3-7-19
	41	vs. North Carolina (N)	3-3-23
7.	42	vs. Northwestern	11-17-19
8.	43	at Virginia	1-24-87
	43	at NC State	1-19-78
10.	44 (3x)	vs. North Carolina (most recent)	3-3-23

LOWEST 1ST QUARTER FG PERCENTAGE

RANK	PCT.	OPPONENT	DATE
1.	13.3	vs. FGCU	12-30-18
2.	15.4	vs. South Carolina	12-15-21
	15.4	vs. Notre Dame	1-16-20
4.	17.6	at Clemson	1-19-20
5.	18.2	at Ohio State	3-24-24
6.	18.8	vs. Pitt	3-2-22
7.	19.0	vs. Florida State	2-10-22
8.	20.0 (8x)	at North Carolina (most recent)	3-3-24

LOWEST 2ND QUARTER FG PERCENTAGE

RANK	PCT.	OPPONENT	DATE
1.	0.0	at Miami	2-7-16
2.	7.1	vs. Richmond	3-22-24
	7.1	vs. NC State	3-2-18
4.	9.1	at Virginia Tech	2-16-23
5.	11.8	at Clemson	1-19-20
6.	12.5	at South Carolina	12-19-19
7.	14.3	at Louisville	1-4-24
8.	15.4	at NC State	1-15-17
	15.4	at FSU	1-8-17
10.	16.7	at FSU	1-29-23

MOST 1ST QUARTER POINTS

RANK	TOTAL	OPPONENT	DATE
1.	33	vs. Longwood	11-15-16
2.	32	vs. NC Central	11-26-23
	32	vs. Charleston Southern	11-10-22
4.	31	vs. Troy	11-24-19
5.	29	vs. Pepperdine	11-27-16
6.	28	vs. Winthrop	12-10-17
	28	vs. Old Dominion	11-22-16
8.	27	vs. Texas State	11-28-15
	27	vs. Winthrop	11-15-15
10.	26 (3x)	vs. Coastal Carolina (most recent)	11-9-23

MOST 2ND QUARTER POINTS

RANK	TOTAL	OPPONENT	DATE
1.	33	at Richmond	12-4-22
2.	31	vs. Hampton	3-18-17
3.	30	vs. Charleston Southern	11-10-22
	30	at North Carolina	2-28-16
5.	29	vs. Liberty	12-17-15
6.	28	at Syracuse	1-23-20
7.	27	at Pepperdine	11-27-16
8.	26 (4x)	vs. FGCU (most recent)	12-10-23

MOST POINTS IN 1ST HALF

RANK	TOTAL	OPPONENT	DATE
1.	65	vs. N.C. Central	12-28-09
	65	vs. Fairfield	11-22-05
	65	vs. Morgan State	11-26-93
4.	64	vs. Temple	12-12-98
5.	63	vs. East Carolina	11-22-02
6.	62	vs. Wake Forest	3-5-05
7.	61	vs. FIU	12-18-02
8.	60	vs. Howard	12-6-02
	60	vs. USC Upstate	11-14-13
10.	59 (2x)	vs. Clemson (most recent)	1-26-11

FEWEST 1ST QUARTER POINTS

RANK	TOTAL	OPPONENT	DATE
1.	4	vs. Notre Dame	1-16-20
2.	5	at North Carolina	1-19-23
	5	vs. Georgia Tech	2-1-22
4.	6	vs. Connecticut	3-30-24
	6	vs. Wake Forest	2-8-24
	6	vs. FGCU	12-30-18
7.	7 (5x)	at North Carolina (most recent)	3-3-24

FEWEST 2ND QUARTER POINTS

RANK	TOTAL	OPPONENT	DATE
1.	2	at Louisville	1-10-16
	2	at Miami	2-7-16
3.	3	at Virginia Tech	2-16-23
4.	4	at Louisville	1-4-24
	4	vs. NC State	3-2-18
6.	5	vs. Richmond	3-22-24
	5	at South Carolina	12-19-19
8.	6 (4x)	vs. North Carolina (most recent)	2-26-23

FEWEST POINTS IN 1ST HALF

RANK	TOTAL	OPPONENT	DATE
1.	11	at Miami	2-7-16
2.	12	at Virginia	1-30-00
3.	13	vs. Connecticut	3-30-24
	13	at North Carolina	1-24-05
5.	14	at Clemson	1-19-20
	14	vs. George Washington	12-29-96
7.	15	at Florida State	1-8-17
	15	vs. Notre Dame	3-7-15
	15	at North Carolina	2-20-79
10.	16 (4x)	vs. Maryland (most recent)	2-12-81

TEAM SINGLE GAME RECORDS

LARGEST HALFTIME LEAD

RANK	TOTAL	OPPONENT	DATE
1.	56	vs. N.C. Central	12-28-09
2.	52	vs. Temple	12-12-98
3.	48	vs. Ball State	12-19-05
4.	47	vs. Clemson	1-26-11
5.	44	vs. Morgan State	11-26-93
6.	43	vs. East Carolina	11-22-02
7.	42	vs. Fairfield	11-22-05
	42	vs. USC Upstate	11-14-13
9.	40	vs. Winthrop	12-10-17
	40	vs. Holy Cross	1-4-05

LARGEST HALFTIME DEFICIT

RANK	TOTAL	OPPONENT	DATE
1.	34	vs. East Carolina	3-2-78
2.	30	vs. Virginia	2-19-97
3.	27	vs. N.C. State	1-20-79
4.	26	vs. N.C. State	2-6-91
	26	at Connecticut	1-31-11
6.	25	at Clemson	1-9-80
7.	23	vs. Virginia	2-1-92
	23	vs. Virginia	1-5-91
9.	22 (3x)	vs. Clemson (most recent)	1-10-92

HIGHEST 1ST HALF FIELD GOAL PERCENTAGE

RANK	PCT.	OPPONENT	DATE
1.	79.3	at Boston College	1-6-13
	79.3	vs. Davidson	11-24-01
3.	71.4	at Louisville	1-4-18
4.	70.9	vs. Cheyney	11-26-85
5.	69.7	at UNC Asheville	11-29-95
6.	69.4	vs. Temple	12-12-98
7.	68.4	vs. Wake Forest	3-5-05
	68.4	vs. Peace College	1-26-79
9.	68.0	vs. Florida State	2-26-99
	68.0	vs. Georgia Southern	12-21-84

LOWEST 1ST HALF FIELD GOAL PERCENTAGE

RANK	PCT.	OPPONENT	DATE
1.	12.1	at Miami	2-7-16
2.	13.0	vs. Virginia	2-19-97
	13.0	vs. George Washington	12-29-96
4.	14.7	at Clemson	1-19-20
5.	15.6	at Connecticut	1-31-11
6.	16.7	at North Carolina	1-24-05
7.	18.2	at Virginia	1-30-00
8.	19.2	vs. N.C. State	3-2-18
9.	19.4	at N.C. State	1-19-78
10.	20.0	vs. Virginia	2-1-92

MOST 3RD QUARTER POINTS

RANK	TOTAL	OPPONENT	DATE
1.	40	at Richmond	12-4-22
2.	34	vs. Wake Forest	1-7-16
3.	33	vs. App State	11-24-21
4.	32	vs. ECU	12-28-18
	32	vs. Virginia Tech	1-19-17
6.	31	at Virginia Tech	1-18-18
7.	30	vs. Longwood	11-25-20
8.	29	vs. High Point	11-5-19
	29	at Wake Forest	2-16-17
	29	vs. Old Dominion	11-22-16

FEWEST 3RD QUARTER POINTS

RANK	TOTAL	OPPONENT	DATE
1.	4	vs. Northwestern	11-17-19
2.	7	vs. Virginia Tech	1-26-23
3.	8	at Virginia	2-17-22
	8	vs. NC State	2-13-22
	8	at Wisconsin	11-28-18
	8	at Villanova	11-19-17
7.	9 (5x)	vs. Notre Dame (most recent)	2-19-24

HIGHEST 3RD QUARTER FG PERCENTAGE

RANK	PCT.	OPPONENT	DATE
1.	81.3	at Virginia Tech	1-18-18
2.	80.0	at Virginia Tech	2-18-16
3.	76.9	at Georgia Tech	1-15-23
4.	76.5	vs. ECU	12-28-18
5.	75.0	vs. Wake Forest	2-8-24
	75.0	at Long Beach State	11-25-16
	75.0	vs. Western Carolina	12-29-15
8.	72.7	at Ohio State	3-24-24
	72.7	vs. Davidson	11-27-19
10.	71.4 (2x)	vs. Virginia Tech (most recent)	1-19-17

LOWEST 3RD QUARTER FG PERCENTAGE

RANK	PCT.	OPPONENT	DATE
1.	11.1	vs. Northwestern	11-17-19
2.	17.4	at Virginia Tech	12-30-21
3.	17.6	at FSU	1-29-23
4.	21.4	at Miami	3-3-22
	21.4	vs. NC State	2-13-22
	21.4	at Wisconsin	11-28-18
	21.4	at Louisville	1-4-18
8.	23.5	at North Carolina	1-19-23
9.	25.0 (6x)	vs. NC State (most recent)	3-8-24

MOST 4TH QUARTER POINTS

RANK	TOTAL	OPPONENT	DATE
1.	33	vs. Troy	11-24-19
2.	32	at North Carolina	2-26-17
3.	29	vs. Winthrop	12-10-17
	29	vs. Iowa State	11-27-15
5.	28	vs. Connecticut	3-24-18
6.	27	vs. Winthrop	11-9-21
	27	at Clemson	1-19-20
	27	vs. Longwood	11-15-16
	27	at Liberty	11-11-16
10.	26 (2x)	vs. Pitt (most recent)	3-6-19

FEWEST 4TH QUARTER POINTS

RANK	TOTAL	OPPONENT	DATE
1.	5	at Syracuse	1-3-16
2.	6	vs. Miami	2-12-23
3.	7	vs. Colorado	3-20-23
	7	vs. Virginia Tech	3-4-23
	7	vs. UConn	11-25-22
6.	8	vs. Texas A&M	11-17-22
	8	vs. Notre Dame	2-4-18
	8	vs. Liberty	12-29-17
9.	9 (6x)	vs. NC State (most recent)	3-8-24

HIGHEST 4TH QUARTER FIELD GOAL PERCENTAGE

RANK	PCT.	OPPONENT	DATE
1.	86.7	at North Carolina	2-26-17
2.	77.8	at Dayton	11-12-21
	77.8	vs. Georgia Tech	2-1-18
4.	76.9	vs. Florida State	1-25-24
	76.9	at FGCU	12-11-22
6.	75.0	vs. Texas State	11-28-15
7.	73.3	vs. Winthrop	12-10-17
8.	72.7	vs. Hampton	3-18-17
	72.7	vs. Presbyterian	11-26-17
10.	71.4	vs. Pittsburgh	3-6-19

LOWEST 4TH QUARTER FIELD GOAL PERCENTAGE

RANK	PCT.	OPPONENT	DATE
1.	12.5	at NC State	1-3-19
2.	16.7	vs. Virginia Tech	3-4-23
3.	17.6	vs. UConn	11-25-22
4.	18.2	vs. Notre Dame	2-4-18
5.	18.8	vs. NC State	3-8-24
6.	20.0	at Wake Forest	1-11-18
	20.0	vs. Virginia	3-3-16
	20.0	vs. Virginia	12-21-22
9.	21.4	vs. South Carolina	12-3-23
	21.4	at Miami	2-7-16

TEAM SINGLE GAME RECORDS

MOST 2ND HALF POINTS

RANK	TOTAL	OPPONENT	DATE
1.	70	vs. Stephen F. Austin	11-29-03
2.	68	vs. Howard	12-6-02
3.	64	vs. Maryland	1-23-03
	64	vs. ETSU	12-8-92
	64	vs. UNC Asheville	12-11-91
6.	63	vs. Houston Baptist	11-13-09
	63	vs. Furman	11-23-84
	63	vs. USC Upstate	11-14-13
9.	62	vs. Indiana State	12-4-94
10.	61	at San Diego	12-30-05

HIGHEST FIELD GOAL PERCENTAGE

RANK	PCT.	OPPONENT	DATE
1.	68.2	vs. Arkansas State	11-25-05
2.	67.6	vs. Stephen F. Austin	11-29-03
3.	67.2	vs. Davidson	11-24-01
4.	66.7	vs. Temple	12-12-98
5.	66.0	at Georgia Tech	1-27-97
6.	65.6	at Vanderbilt	3-20-12
7.	65.5	at Boston College	1-6-13
8.	64.5	vs. UW-Milwaukee	3-17-01
9.	64.3	at San Diego	12-30-05
	64.3	vs. Duquesne	11-25-00

3-PT FIELD GOALS

RANK	TOTAL	OPPONENT	DATE
1.	14	vs. Coastal Carolina	11-9-23
2.	13	vs. Georgia Tech	1-14-24
	13	vs. Western Carolina	11-29-20
	13	at Old Dominion	11-22-17
	13	at San Diego	12-30-05
	13	vs. St. John's	12-28-05
	13	vs. Georgia Tech	1-17-05
8.	12 (9x)	vs. Pittsburgh (most recent)	3-6-19

FEWEST 2ND HALF POINTS

RANK	TOTAL	OPPONENT	DATE
1.	15	at Maryland	1-30-98
2.	16	vs. N.C. State	2-2-78
3.	17	vs. Northwestern	11-17-19
4.	18	at Syracuse	1-3-16
	18	vs. Notre Dame	11-26-11
	18	vs. North Carolina	12-3-81
	18	vs. Georgia Tech	11-27-81
	18	vs. N.C. State	1-20-79
9.	19 (3x)	vs. Virginia Tech (N) (most recent)	3-4-23

LOWEST FIELD GOAL PERCENTAGE

RANK	PCT.	OPPONENT	DATE
1.	22.2	at Clemson	1-29-90
2.	23.1	vs. Baylor	3-29-10
3.	23.3	at North Carolina	1-24-05
4.	24.5	at George Washington	12-29-96
5.	24.6	vs. Connecticut	1-30-12
	24.6	at Wake Forest	2-16-91
7.	25.0	at Maryland	2-9-78
8.	25.4	at Florida State	1-8-17
	25.4	vs. Connecticut	3-29-11
10.	26.1	vs. Kentucky	1-4-11

3-PT FIELD GOAL ATTEMPTS

RANK	TOTAL	OPPONENT	DATE
1.	33	vs. Western Carolina	11-29-20
2.	31	at Pepperdine	11-27-16
3.	30	at Illinois	3-16-97
	30	vs. Georgia Tech	1-17-05
	30	vs. Pacific	12-4-04
6.	29	vs. Clemson	1-26-11
	29	vs. Maryland	1-6-11
	29	vs. Northwestern St.	3-21-04
9.	28	vs. Georgia Tech	2-11-00
10.	27 (2x)	vs. Georgia Tech (most recent)	1-17-05

HIGHEST 2ND HALF FIELD GOAL PERCENTAGE

RANK	PCT.	OPPONENT	DATE
1.	76.2	at SE Louisiana	12-30-88
2.	75.0	vs. Duquesne	11-25-00
3.	74.2	vs. Wake Forest	1-2-06
4.	73.1	at Georgia Tech	1-27-97
5.	73.0	vs. Wisconsin-Green Bay	1-2-91
	73.0	vs. N.C. Central	11-20-84
7.	72.7	vs. N.C. State	1-21-87
8.	72.0	vs. Virginia	2-10-06
	72.0	vs. Oklahoma State	3-16-95
10.	71.4	vs. Norfolk State	3-15-02

FIELD GOALS

RANK	TOTAL	OPPONENT	DATE
1.	51	vs. Howard	12-6-03
2.	49	vs. Morgan State	11-26-93
3.	48	at Alabama	3-18-95
4.	47	vs. NC Central	12-28-09
	47	at ETSU	11-23-91
6.	46	vs. USC Upstate	11-14-13
	46	vs. Stephen F. Austin	11-29-03
	46	vs. NC Central	11-20-84
9.	45	at San Diego	12-30-05
	45	vs. Arkansas St.	11-25-05

FREE THROWS

RANK	TOTAL	OPPONENT	DATE
1.	40	vs. Cheyney State	12-28-85
2.	38	at Connecticut	11-13-98
3.	34	at Virginia	2-22-98
4.	32	at St. John's	12-29-86
	32	vs. Clemson	3-4-83
6.	31	vs. Troy	11-24-19
7.	30	vs. Pittsburgh	12-21-06
	30	at Miami	2-19-06
	30	at Florida State	2-15-98
10.	29 (2x)	vs. North Carolina (most recent)	1-27-00

LOWEST 2ND HALF FIELD GOAL PERCENTAGE

RANK	PCT.	OPPONENT	DATE
1.	19.2	vs. Notre Dame	11-26-11
2.	19.4	at N.C. State	1-3-19
	19.4	at Old Dominion	11-27-94
	19.4	at Virginia	2-4-84
5.	20.0	vs. Connecticut	1-30-12
6.	21.1	vs. Old Dominion	1-21-89
7.	21.2	vs. Wake Forest	2-16-91
8.	21.4	vs. NC State	3-8-24
9.	21.6	vs. North Carolina	2-22-80
10.	21.9 (2x)	vs. Northwestern (most recent)	11-17-19

FIELD GOAL ATTEMPTS

RANK	TOTAL	OPPONENT	DATE
1.	97	vs. Morgan State	11-26-93
2.	94	vs. Utah Valley	12-18-07
3.	93	at Alabama	3-18-95
4.	92	vs. Catawba	1-10-79
5.	91	vs. Bucknell	12-21-07
6.	90	vs. Wake Forest	11-24-79
7.	87	vs. North Carolina	3-1-09
	87	at Furman	11-23-84
9.	86	vs. UNC Asheville	11-30-94
10.	85 (3x)	vs. American (most recent)	12-4-93

FREE THROW ATTEMPTS

RANK	TOTAL	OPPONENT	DATE
1.	49	vs. Cheyney State	12-28-85
2.	48	at Connecticut	11-13-98
3.	45	at UNC Wilmington	2-23-85
4.	44	vs. Northwestern St.	12-20-03
	44	vs. Howard	11-30-87
6.	43	at Miami	2-19-06
	43	vs. Clemson	3-4-83
8.	42 (3x)	at Virginia (most recent)	2-22-98

TEAM SINGLE GAME RECORDS

TOTAL REBOUNDS

RANK	TOTAL	OPPONENT	DATE
1.	67	at Notre Dame	11-21-98
	67	at Clemson	1-9-80
3.	64	at Charleston Southern	12-21-21
	64	at N.C. State	1-19-78
5.	63	vs. Maryland	2-9-78
6.	62	vs. Clemson	3-3-90
	62	at UNC Charlotte	2-4-78
	62	at East Carolina	12-3-77
9.	61	at East Carolina	3-2-78
10.	59 (2x)	at Alabama (most recent)	3-18-95

OFFENSIVE REBOUNDS

RANK	TOTAL	OPPONENT	DATE
1.	29	at Alabama	3-18-95
2.	28	vs. North Carolina	3-3-13
	28	vs. Clemson	3-3-90
4.	27	at Tennessee	1-22-07
	27	vs. Clemson	2-26-90
6.	26	vs. Kentucky	12-21-14
	26	vs. Virginia Tech	2-22-06
	26	vs. North Carolina	1-25-95
9.	25 (4x)	at North Carolina (most recent)	2-25-06

ASSISTS

RANK	TOTAL	OPPONENT	DATE
1.	36	vs. UNC Wilmington	12-20-11
	36	at San Diego	12-30-05
3.	35	vs. N.C. Central	12-28-09
	35	vs. Howard	12-6-02
5.	33	vs. Ball State	12-19-05
	33	vs. Elon	11-21-03
7.	32	vs. Stephen F. Austin	11-29-03
	32	vs. Elon	12-02-99
	32	at East Carolina	1-5-94
10.	31	vs. Fairfield	11-22-05

BLOCKS

RANK	TOTAL	OPPONENT	DATE
1.	16	vs. Winthrop	11-15-16
	16	at Wake Forest	1-6-12
	16	at Ball State	12-20-04
4.	15	vs. Wake Forest	1-4-15
	15	vs. Ball State	12-19-05
6.	14	vs. South Florida	11-15-07
	14	vs. Wake Forest	2-12-04
8.	13 (4x)	vs. Georgia Tech (most recent)	3-7-14

STEALS

RANK	TOTAL	OPPONENT	DATE
1.	31	vs. N.C. Central	12-28-09
2.	28	vs. Longwood	11-15-16
	28	vs. UNC Wilmington	12-20-11
	28	vs. UNC Greensboro	11-18-07
5.	26	at Houston Baptist	11-13-09
6.	25	at Maine	12-21-09
	25	vs. Quinnipiac	12-28-08
	25	at Tulsa	12-21-02
	25	vs. Charleston Southern	2-16-02
10.	25	vs. Guilford	12-4-78

MOST TURNOVERS

RANK	TOTAL	OPPONENT	DATE
1.	39	vs. Virginia	1-23-88
2.	37	at N.C. State	1-19-78
	37	at Clemson	1-11-78
4.	36	vs. Colorado	1-5-80
	36	at North Carolina	2-20-79
6.	35	at Maryland	1-10-81
	35	vs. North Carolina	2-24-78
8.	34	vs. BYU	1-10-87
	34	vs. North Carolina	2-14-80
10.	33 (3x)	vs. Virginia (most recent)	1-5-91

FEWEST TURNOVERS

RANK	TOTAL	OPPONENT	DATE
1.	4	vs. Appalachian State	2-16-79
2.	5	vs. Northwestern State	3-21-86
	5	vs. Appalachian State	12-6-80
4.	6	vs. Georgia	3-29-03
	6	vs. Clemson	12-31-84
6.	8 (19x)	vs. Miami (most recent)	2-12-23

MARGIN OF VICTORY

RANK	TOTAL	OPPONENT	DATE
1.	89	vs. N.C. Central	12-28-09
2.	86	vs. Ball State	12-19-05
3.	83	vs. USC Upstate	11-14-13
4.	82	vs. Elon	11-21-03
5.	78	vs. Temple	12-12-98
6.	75	vs. Howard	12-6-02
7.	73	vs. Western Carolina	2-9-94
8.	71	vs. Winthrop	12-10-17
9.	70	vs. Wisconsin-Milwaukee	12-3-94
10.	69 (3x)	vs. Iona (most recent)	11-18-12

MARGIN OF DEFEAT

RANK	TOTAL	OPPONENT	DATE
1.	82	at N.C. State	1-19-78
2.	64	vs. Maryland	2-9-78
3.	59	at Clemson	1-11-78
4.	55	N.C. State	1-20-79
	55	at Clemson	1-9-80
6.	50	N.C. State	2-2-78
7.	48	UNC Asheville	12-8-79
8.	45	at Virginia	2-15-92
9.	43	at South Carolina	12-19-19
10.	40	vs. East Carolina	3-2-78

OPPONENT SINGLE GAME RECORDS

MOST POINTS IN A GAME

RANK	TOTAL	OPPONENT	DATE
1.	125	N.C. State	1-19-78
2.	121	Alabama	3-18-95
3.	118	Clemson	1-11-78
4.	117	Maryland	1-14-78
5.	111	Clemson	1-9-80
6.	107	Clemson	1-10-92
7.	104	Connecticut	11-13-98
8.	103	NC State	1-10-90
	103	Maryland	2-9-78
10.	102	NC State	2-5-86
	102	NC State	2-22-83

HIGHEST 1ST QUARTER FG PERCENTAGE

RANK	PCT.	OPPONENT	DATE
1.	71.1	Richmond	3-22-24
2.	70.0	South Carolina	12-3-23
	70.0	Virginia	1-14-18
4.	69.2	Boston College	2-24-22
5.	66.7	NC State	2-13-22
6.	64.7	Stanford	11-19-23
7.	64.3	Notre Dame	3-5-17
	64.3	Wake Forest	1-7-16
9.	63.6	Pittsburgh	1-28-16
10.	63.2	Syracuse	1-3-16

HIGHEST 2ND QUARTER FG PERCENTAGE

RANK	PCT.	OPPONENT	DATE
1.	75.0	North Carolina	1-27-22
2.	69.2	Davidson	11-16-23
	69.2	Virginia Tech	3-4-23
	69.2	Florida Gulf Coast	12-29-19
5.	66.7	Florida Gulf Coast	12-10-23
	66.7	Virginia Tech	2-27-20
7.	63.6	Louisville	11-4-18
	63.6	Notre Dame	2-4-18
9.	62.5	Notre Dame	1-2-22
	62.5	App State	11-24-21

FEWEST POINTS IN A GAME

RANK	TOTAL	OPPONENT	DATE
1.	24	Ball State	12-18-05
2.	25	Davidson	2-12-79
3.	26	Virginia Tech	1-16-13
	26	Elon	11-21-03
5.	27	Boston College	2-9-23
	27	Southern	3-19-06
	27	UNC Asheville	12-19-98
8.	28	N.C. Central	12-28-09
9.	29	N.C. Central	1-3-08
	29	Stephen F. Austin	11-26-04

LOWEST 1ST QUARTER FG PERCENTAGE

RANK	PCT.	OPPONENT	DATE
1.	0.0	NC A&T	11-7-22
	0.0	Austin Peay	12-8-22
3.	5.9	Georgia Tech	2-21-16
4.	7.7	Pitt	2-3-22
5.	10.0	Coppin State	12-20-23
6.	11.8	Pennsylvania	11-13-15
7.	12.5	Davidson	11-12-22
8.	13.3	ECU	12-5-20
	13.3	Winthrop	12-10-17
	13.3	Virginia	1-23-22

LOWEST 2ND QUARTER FG PERCENTAGE

RANK	PCT.	OPPONENT	DATE
1.	5.3	Georgia	3-19-18
2.	6.3	Liberty	11-11-16
3.	7.1	Hampton	3-18-17
	7.1	North Carolina	1-12-17
5.	7.7	Syracuse	1-27-19
6.	8.3	Texas State	11-28-15
7.	9.1	Toledo	11-20-22
8.	10.0	Wake Forest	1-29-17
9.	11.1	NC Central	11-26-23
10.	12.5	Liberty	12-17-15

MOST 1ST QUARTER POINTS

RANK	TOTAL	OPPONENT	DATE
1.	30	Stanford	11-19-23
	30	Syracuse	1-3-16
3.	27	Notre Dame	2-21-19
	27	Notre Dame	3-15-17
5.	26	Richmond	3-22-24
	26	Louisville	1-14-18
7.	25	Louisville	1-30-22
	25	Wake Forest	1-7-16
9.	24	North Carolina	2-7-19
	24	NC State	1-15-17

MOST 2ND QUARTER POINTS

RANK	TOTAL	OPPONENT	DATE
1.	28	North Carolina	1-27-22
	28	Florida Gulf Coast	12-29-19
	28	Nebraska	12-4-19
3.	27	Florida State	1-20-19
4.	25	Notre Dame	2-21-19
	25	Notre Dame	3-4-16
6.	24	Davidson	11-16-23
	24	App State	11-24-21
	24	Georgia Tech	2-21-18
	24	North Carolina	1-24-16
10.	23 (4x)	Virginia Tech (most recent)	3-4-23

MOST POINTS IN 1ST HALF

RANK	TOTAL	OPPONENT	DATE
1.	62	Clemson	1-11-78
2.	58	NC State	1-19-78
3.	53	NC State	1-20-79
4.	52	Notre Dame	2-21-19
	52	Virginia	2-19-97
	52	NC State	1-10-90
	52	Northwestern State	3-21-86
8.	51	Connecticut	11-13-98
	51	Clemson	1-10-92
10.	50 (3x)	NC State (most recent)	2-21-89

FEWEST 1ST QUARTER POINTS

RANK	TOTAL	OPPONENT	DATE
1.	0	Austin Peay	12-8-22
2.	3	Pitt	2-1-24
	3	Coppin State	12-20-23
4.	4	Pitt	2-3-22
	4	ECU	12-5-20
	4	Penn	11-13-15
7.	5 (6x)	Virginia (most recent)	1-23-22

FEWEST 2ND QUARTER POINTS

RANK	TOTAL	OPPONENT	DATE
1.	2	Georgia	3-19-18
	2	Hampton	3-18-17
3.	3	Toledo	11-20-22
4.	4	North Carolina	1-12-17
	4	Longwood	11-15-16
	4	Texas State	11-28-15
7.	5	Boston College	2-9-23
	5	Virginia	1-14-18
	5	Liberty	12-17-15
10.	6 (10x)	Syracuse (most recent)	2-22-24

FEWEST POINTS IN 1ST HALF

RANK	TOTAL	OPPONENT	DATE
1.	3	Monmouth	12-30-12
2.	7	Ball State	12-20-04
3.	8	Boston Univ.	12-30-06
4.	9	Coppin State	12-28-23
	9	Oklahoma State	12-12-10
	9	N.C. Central	12-28-09
	9	Ball State	12-19-05
8.	10	Hampton	3-18-17
9.	11 (7x)	Austin Peay (most recent)	12-8-22

OPPONENT SINGLE GAME RECORDS

HIGHEST 1ST HALF FIELD GOAL PERCENTAGE

RANK	PCT.	OPPONENT	DATE
1.	81.3	Georgia Tech	2-6-82
2.	78.2	UNC Wilmington	12-2-80
3.	75.0	Maryland	2-4-89
4.	71.4	North Carolina	1-19-82
5.	68.0	Georgia Tech	3-2-92
6.	66.7	Virginia	1-25-94
	66.7	Richmond	1-31-89
	66.7	Maryland	1-14-89
	66.7	North Carolina	2-12-85
10.	65.2 (2x)	Seton Hall (most recent)	12-7-91

HIGHEST 3RD QUARTER FG PERCENTAGE

RANK	PCT.	OPPONENT	DATE
1.	90.0	North Carolina	1-19-23
2.	71.4	Boston College	1-17-16
3.	66.7	Syracuse	1-27-19
4.	64.3	Texas A&M	11-10-19
	64.3	Pennsylvania	11-13-15
6.	63.6	Notre Dame	2-4-18
7.	62.5	Clemson	1-12-23
8.	61.5	North Carolina	1-12-17
	61.5	Louisville	1-2-17
	61.5	Penn	11-29-19

HIGHEST 4TH QUARTER FIELD GOAL PERCENTAGE

RANK	PCT.	OPPONENT	DATE
1.	80.0	Clemson	12-7-23
	80.0	Wisconsin	11-28-18
3.	72.7	Notre Dame	3-5-17
4.	66.7	Virginia Tech	2-27-20
5.	63.6	Syracuse	2-15-18
6.	63.2	Notre Dame	2-21-19
7.	61.5	Boston College	3-6-20
	61.5	Notre Dame	2-1-16
9.	60.0 (3x)	North Carolina (most recent)	1-19-23

LOWEST 1ST HALF FIELD GOAL PERCENTAGE

RANK	PCT.	OPPONENT	DATE
1.	4.0	Monmouth	12-30-12
2.	7.4	N.C. A&T	11-7-22
3.	9.1	Ball State	12-19-05
	9.1	Stephen F. Austin	11-26-04
5.	10.5	Boston Univ.	12-30-06
6.	13.6	Maryland	3-6-05
7.	13.8	Hampton	3-18-17
	13.8	Virginia	2-24-11
	13.8	Temple	12-12-98
10.	14.3 (2x)	Oklahoma State (most recent)	12-12-10

LOWEST 3RD QUARTER FG PERCENTAGE

RANK	PCT.	OPPONENT	DATE
1.	7.7	Boston College	2-9-23
2.	8.3	Wake Forest	2-8-24
	8.3	Army	11-22-15
4.	11.1	Maine	12-19-17
5.	11.8	North Carolina	1-24-16
6.	12.5	North Carolina	2-6-20
	12.5	NC State	3-2-18
8.	13.3	Wake Forest	2-14-16
9.	15.4	Davidson	11-12-22
	15.4	Charleston Southern	12-21-21

LOWEST 4TH QUARTER FIELD GOAL PERCENTAGE

RANK	PCT.	OPPONENT	DATE
1.	0.0	Liberty	11-11-16
2.	5.9	Winthrop	11-15-15
3.	7.7	Georgia Tech	1-14-24
4.	10.5	Syracuse	2-10-17
5.	11.8	Syracuse	3-3-17
6.	12.5	North Carolina	3-3-23
7.	14.3	North Carolina	2-11-24
	14.3	Syracuse	1-23-20
	14.3	FGCU	12-30-18
10.	15.0	Maine	12-19-17

MOST 3RD QUARTER POINTS

RANK	TOTAL	OPPONENT	DATE
1.	31	Syracuse	1-27-19
2.	29	Wake Forest	2-6-22
	29	Northwestern	11-17-19
3.	28	Northwestern	11-11-18
4.	26	South Carolina	12-19-19
	26	Villanova	11-19-17
	26	Syracuse	1-3-16
7.	25	FGCU	12-29-19
	25	Pennsylvania	11-13-15
9.	24	Clemson	12-7-23
10.	23 (4x)	Troy (most recent)	11-28-21

MOST 4TH QUARTER POINTS

RANK	TOTAL	OPPONENT	DATE
1.	31	NC State	2-13-22
	29	Troy	11-24-19
3.	26	South Carolina	12-19-19
	26	Wake Forest	2-4-16
5.	25	Notre Dame	2-21-19
6.	24 (7x)	NC State (most recent)	1-16-22

MOST 2ND HALF POINTS

RANK	TOTAL	OPPONENT	DATE
1.	67	NC State	1-19-78
2.	63	Clemson	1-9-80
3.	60	NC State	1-19-88
4.	59	NC State	1-9-91
5.	58	Oklahoma	12-8-13
	58	North Carolina	12-6-79
7.	57	North Carolina	3-5-95
	57	NC State	2-5-86
	57	NC State	2-22-83
	57	NC State	12-4-80

FEWEST 3RD QUARTER POINTS

RANK	TOTAL	OPPONENT	DATE
1.	4	Charleston Southern	12-21-21
	4	Syracuse	1-27-19
3.	5	Wake Forest	2-8-24
	5	NC State	3-2-18
	5	Wake Forest	2-14-16
	5	Army	11-22-15
7.	6 (6x)	Toledo (most recent)	12-20-23

FEWEST 4TH QUARTER POINTS

RANK	TOTAL	OPPONENT	DATE
1.	2	Liberty	11-11-16
2.	4	North Carolina	3-3-23
	4	Georgia Tech	1-26-20
4.	5	Georgia Tech	1-14-24
	5	Boston College	2-9-23
6.	6 (7x)	Florida State (most recent)	1-25-24

FEWEST 2ND HALF POINTS

RANK	TOTAL	OPPONENT	DATE
1.	6	Catawba	1-10-79
2.	8	Davidson	2-12-79
3.	9	Elon	11-21-03
4.	10	Denver	11-11-07
5.	11	Southern	3-19-06
	11	Eastern Kentucky	12-3-83
7.	12	Manhattan	12-21-96
8.	13	Boston College	2-9-23
	13	Iona	11-18-12
10.	14 (8x)	Liberty (most recent)	11-11-16

OPPONENT SINGLE GAME RECORDS

HIGHEST 2ND HALF FIELD GOAL PERCENTAGE

RANK	PCT.	OPPONENT	DATE
1.	78.6	North Carolina	2-23-87
2.	75.0	North Carolina	1-19-23
3.	72.0	Connecticut	3-29-11
4.	70.8	NC State	1-19-88
5.	70.0	Maryland	12-10-83
6.	69.4	NC State	2-22-83
7.	68.2	Maryland	2-18-90
8.	68.0	Clemson	2-16-97
9.	67.9	Old Dominion	12-7-96
10.	66.7 (6x)	Texas A&M (most recent)	11-15-09

MOST FIELD GOALS MADE

RANK	TOTAL	OPPONENT	DATE
1.	52	Clemson	1-11-78
2.	50	Clemson	1-9-80
3.	48	NC State	1-19-78
4.	45	Clemson	2-5-79
	45	NC State	1-20-79
6.	44	NC State	1-10-90
	44	Alabama	3-18-95
	44	NC State	2-22-83
	44	Maryland	2-9-78
10.	43	Maryland	2-4-89

3-PT FIELD GOALS MADE

RANK	TOTAL	OPPONENT	DATE
1.	15	Syracuse	2-15-18
	15	Villanova	11-19-17
3.	14	Syracuse	1-3-16
	14	North Carolina	3-1-15
	14	DePaul	3-24-14
6.	13 (6x)	North Carolina (most recent)	1-21-18

LOWEST 2ND HALF FIELD GOAL PERCENTAGE

RANK	PCT.	OPPONENT	DATE
1.	11.5	Davidson	2-12-79
2.	12.0	UNC Asheville	12-19-98
3.	12.9	Southern	3-19-06
4.	13.0	Liberty	11-11-16
	13.0	Denver	11-11-07
6.	13.2	Maine	12-19-17
7.	13.8	Iona	11-18-12
	13.8	Stephen F. Austin	11-26-04
9.	14.3	Eastern Kentucky	12-3-83
10.	15.8	Ball State	12-19-05

FEWEST FIELD GOALS MADE

RANK	TOTAL	OPPONENT	DATE
1.	7	Stephen F. Austin	11-26-04
2.	7	UNC Asheville	12-19-98
3.	8	Catawba	1-10-79
4.	9	Boston College	2-9-23
	9	N.C. Central	12-28-09
	9	Ball State	12-19-05
7.	10 (6x)	Houston Baptist (most recent)	11-13-09

3-PT FIELD GOALS ATTEMPTED

RANK	TOTAL	OPPONENT	DATE
1.	52	Alabama	3-18-95
2.	43	Maine	12-19-17
3.	42	Troy	11-24-19
4.	41	Villanova	12-21-16
5.	40	High Point	11-5-19
	40	Villanova	11-19-17
7.	39	Marquette	11-23-14
8.	38	Syracuse	1-9-14
	38	Syracuse	1-8-15
10.	37 (2x)	Syracuse (most recent)	2-10-17

HIGHEST FIELD GOAL PERCENTAGE

RANK	PCT.	OPPONENT	DATE
1.	68.3	Maryland	2-4-89
2.	65.5	Virginia	1-25-94
3.	63.8	NC State	2-22-83
4.	62.9	Dayton	1-3-81
5.	62.5	Clemson	1-28-94
6.	61.8	Notre Dame	2-2-14
7.	61.2	Clemson	1-11-78
8.	61.1	NC State	1-10-90
9.	60.9	North Carolina	1-19-82
10.	60.7	Maryland	12-10-83

MOST FIELD GOALS ATTEMPTED

RANK	TOTAL	OPPONENT	DATE
1.	114	Alabama	3-18-95
2.	95	East Carolina	12-3-77
3.	92	Clemson	1-9-80
4.	89	Clemson	2-5-79
	89	NC State	1-20-79
6.	88	Clemson	2-8-79
	88	North Carolina	12-6-79
	88	NC State	1-19-78
9.	87	East Carolina	2-22-79
10.	86	Florida State	1-23-14

MOST 1ST HALF FIELD GOALS MADE

RANK	TOTAL	OPPONENT	DATE
1.	23	Clemson	1-9-80
	23	Maryland	2-9-78
	23	NC State	1-19-78
4.	22	NC State	1-10-90
	22	NC State	2-21-89
	22	East Carolina	3-2-78
7.	21 (5x)	Notre Dame (most recent)	2-22-19

LOWEST FIELD GOAL PERCENTAGE

RANK	PCT.	OPPONENT	DATE
1.	11.3	Stephen F. Austin	11-26-04
2.	12.7	Ball State	12-19-05
3.	14.0	UNC Asheville	12-19-98
4.	17.2	Iona	11-18-12
5.	18.2	Hampton	3-18-17
6.	18.3	Southern	3-19-06
7.	18.4	Boston College	2-9-23
8.	18.6	Davidson	2-12-79
9.	19.2	Ball State	12-20-04
10.	20.0 (3x)	Maine (most recent)	12-19-17

FEWEST FIELD GOALS ATTEMPTED

RANK	TOTAL	OPPONENT	DATE
1.	35	Presbyterian	11-17-12
2.	37	Catawba	1-10-79
3.	38	Maine	11-16-08
	38	Detroit Mercy	12-27-02
5.	39	Auburn	11-27-05
6.	40	Clemson	1-16-00
	40	Eastern Kentucky	12-3-83
8.	41	Purdue	11-22-07
	41	NC Central	12-28-09
	41	UNC Asheville	11-23-96

MOST 1ST HALF FIELD GOALS ATTEMPTED

RANK	TOTAL	OPPONENT	DATE
1.	48	Providence	12-6-87
2.	47	NC State	2-6-91
	47	VCU	1-20-78
4.	46	Clemson	2-8-79
5.	45	Troy	11-24-19
	45	Maryland	1-13-07
	45	Virginia	1-9-93
8.	44 (5x)	North Carolina (most recent)	3-4-02

OPPONENT SINGLE GAME RECORDS

FEWEST 1ST HALF FIELD GOALS MADE

RANK	TOTAL	OPPONENT	DATE
1.	1	Monmouth	12-30-12
2.	3	Oklahoma State	12-12-10
	3	N.C. Central	12-28-09
	3	UNC Greensboro	11-18-07
	3	Ball State	12-19-05
	3	Maryland	3-6-05
	3	Holy Cross	1-4-05
	3	Ball State	12-20-04
	3	Stephen F. Austin	11-26-04
10.	4 (8x)	Coppin State (most recent)	12-28-23

FEWEST 2ND HALF FIELD GOALS MADE

RANK	TOTAL	OPPONENT	DATE
1.	2	Eastern Kentucky	12-3-83
2.	3	Liberty	11-11-16
	3	Denver	11-11-07
	3	UNC Asheville	12-19-98
5.	4	Iona	11-18-2012
	4	Houston Baptist	11-13-09
	4	Southern	3-19-06
	4	Stephen F. Austin	11-26-04
	4	Elon	11-21-03
10.	5 (14x)	Maine (most recent)	12-19-17

MOST REBOUNDS

RANK	TOTAL	OPPONENT	DATE
1.	67	Notre Dame	11-21-98
	67	Clemson	1-9-80
3.	64	NC State	1-19-78
4.	63	Maryland	2-9-18
5.	62	Clemson	3-3-90
	62	Charlotte	2-4-78
	62	East Carolina	12-3-77
8.	61	East Carolina	3-2-78
9.	59	Alabama	3-18-95
	59	North Carolina	2-25-95

FEWEST 1ST HALF FIELD GOALS ATTEMPTED

RANK	TOTAL	OPPONENT	DATE
1.	15	Monmouth	12-30-12
2.	16	UNCG	11-18-07
	16	Florida State	1-16-94
	16	Georgia Tech	2-6-82
5.	18	Virginia Tech	2-14-13
	18	Wisconsin	12-2-10
	18	Penn State	11-18-05
8.	19	Temple	12-31-09
	19	Maryland	3-8-08
	19	UNCG	11-24-96

FEWEST 2ND HALF FIELD GOALS ATTEMPTED

RANK	TOTAL	OPPONENT	DATE
1.	14	Georgia Tech	1-21-11
	14	Maine	12-21-09
	14	Eastern Kentucky	12-3-83
4.	17	Auburn	11-27-05
	17	Maryland	2-3-00
	17	Florida State	1-21-92
	17	Wake Forest	2-16-91
	17	North Carolina	2-20-88
	17	Notre Dame	2-6-88
10.	18 (6x)	Xavier (most recent)	12-21-10

FEWEST REBOUNDS

RANK	TOTAL	OPPONENT	DATE
1.	14	Iona	3-18-23
	14	Stephen F. Austin	11-29-03
3.	17	Maine	11-16-08
4.	18	Elon	11-21-03
	18	St. John's	11-26-89
	18	Holy Cross	3-13-99
7.	19	Clemson	2-6-14
	19	Arkansas State	11-25-05
9.	20	St. Joseph's	12-8-02
10.	21 (5x)	Georgia Tech (most recent)	1-14-24

MOST 2ND HALF FIELD GOALS MADE

RANK	TOTAL	OPPONENT	DATE
1.	27	Clemson	1-9-80
	27	North Carolina	12-6-79
3.	25	NC State	2-22-83
	25	NC State	1-19-78
5.	24	Georgia Tech	1-28-89
6.	23	North Carolina	1-10-89
7.	22 (10x)	Virginia (most recent)	2-13-93

FREE THROWS MADE

RANK	TOTAL	OPPONENT	DATE
1.	35	Clemson	12-9-00
	35	NC State	1-19-88
3.	34	N.C. A&T	11-7-22
	34	North Carolina	3-9-08
	34	DePaul	11-29-86
6.	33	Maryland	1-14-08
	33	Illinois	3-16-97
	33	Clemson	3-3-90
9.	31	Penn State	11-18-05
10.	30 (2x)	Penn State (most recent)	11-20-00

MOST OFFENSIVE REBOUNDS

RANK	TOTAL	OPPONENT	DATE
1.	29	Alabama	3-18-95
2.	28	North Carolina	3-3-13
	28	Clemson	3-3-90
4.	27	Tennessee	1-22-07
	27	Clemson	2-26-90
6.	26	Kentucky	12-21-14
	26	Virginia Tech	2-22-06
	26	North Carolina	1-25-95
9.	25 (4x)	North Carolina (most recent)	2-25-06

MOST 2ND HALF FIELD GOALS ATTEMPTED

RANK	TOTAL	OPPONENT	DATE
1.	52	East Carolina	2-22-79
2.	48	Clemson	1-9-80
3.	47	Charleston	12-18-90
	47	NC State	1-19-78
5.	46	North Carolina	2-24-02
	46	Montana	11-26-94
	46	North Carolina	1-10-89
8.	45 (9x)	North Carolina (most recent)	1-22-99

FREE THROW ATTEMPTS

RANK	TOTAL	OPPONENT	DATE
1.	57	Clemson	3-3-90
2.	48	NC State	1-19-88
3.	44	North Carolina	3-8-08
4.	42	Maryland	1-14-08
	42	Penn State	11-18-05
	42	DePaul	11-29-16
	42	Maryland	2-13-83
8.	41	Clemson	12-9-00
	41	NC State	1-19-78
10.	40 (2x)	Illinois (most recent)	3-16-97

FEWEST OFFENSIVE REBOUNDS

RANK	TOTAL	OPPONENT	DATE
1.	2	Holy Cross	3-13-99
2.	3	Iona	3-18-23
	3	Florida Gulf Coast	12-29-19
	3	Boston College	1-17-16
	3	Wake Forest	1-13-00
	3	Clemson	1-28-94
7.	4 (10x)	Richmond (most recent)	3-22-24

OPPONENT SINGLE GAME RECORDS**ASSISTS**

RANK	TOTAL	OPPONENT	DATE
1.	36	Maryland	2-4-89
2.	35	NC State	2-21-89
3.	29	NC State	1-10-90
	29	Clemson	1-9-80
5.	28	NC State	1-9-91
	28	Virginia	2-11-89
	28	Stanford	12-20-88
	28	NC State	1-20-79
9.	27 (3x)	Texas A&M (most recent)	11-17-95

FEWEST ASSISTS

RANK	TOTAL	OPPONENT	DATE
1.	1	Hampton	11-28-02
2.	2	Boston College	2-9-23
	2	Austin Peay	12-8-22
4.	3	Coastal Carolina	11-9-23
	3	Maryland	3-6-05
	3	Stephen F. Austin	11-26-04
	3	Georgia Tech	3-9-03
8.	4 (9x)	Coppin State (most recent)	12-28-23

BLOCKS

RANK	TOTAL	OPPONENT	DATE
1.	11	North Carolina	2-28-10
	11	Texas A&M	11-15-09
	11	Michigan State	3-24-09
	11	NC State	1-19-09
	11	Clemson	1-29-90
6.	10	St. John's	12-9-12
	10	Auburn	12-31-04
8.	9 (4x)	Mississippi State (most recent)	3-22-15

MOST TURNOVERS

RANK	TOTAL	OPPONENT	DATE
1.	53	UNCG	1-16-79
2.	45	N.C. Central	12-28-09
	45	Morgan State	11-26-93
4.	41	East Carolina	1-5-94
	41	North Carolina	2-20-79
6.	40	UNC Wilmington	12-20-11
	40	Stephen F. Austin	11-29-03
8.	39	Utah Valley	12-18-07
	39	Manhattan	12-21-96
10.	38 (2x)	Maine (most recent)	11-16-08

FEWEST TURNOVERS

RANK	TOTAL	OPPONENT	DATE
1.	5	Notre Dame	2-1-16
2.	6	Miami	1-30-14
	6	Clemson	3-3-96
	6	Virginia	2-15-92
	6	West Texas State	3-20-86
6.	7	NC State	2-22-15
	7	St. Joseph's	12-29-94
	7	Georgia Tech	3-25-89
9.	8 (4x)	Villanova (most recent)	11-19-17

INDIVIDUAL SINGLE GAME RECORDS

POINTS

RANK	TOTAL	PLAYER/OPPONENT	DATE
1.	43	Monique Currie at Miami	2-19-06
2.	41	Alana Beard at Virginia	1-9-03
3.	37	Ali Day vs. Alabama	3-18-95
	37	Sue Harnett at VCU	12-10-88
5.	36	Katie Meier at NC State	2-3-87
6.	35	Alana Beard vs. Maryland	1-2-02
	35	Michele Van Gorp at Clemson	2-14-99
	35	Carey Kauffman vs. UNCA	11-30-94
9.	34 (4x)	Lexie Brown vs. NC State [▲]	1-7-18

[▲] = most recent

3-PT FIELD GOALS

RANK	TOTAL	PLAYER/OPPONENT	DATE
1.	8	Shayeann Day-Wilson vs. Troy	11-28-21
	8	Miela Goodchild at Notre Dame	2-21-19
	8	Rebecca Greenwell at Pepperdine	11-27-16
4.	7	Rebecca Greenwell vs. UNC	2-25-18
	7	Haley Gorecki at UNC	1-21-18
	7	Haley Gorecki at Virginia Tech	1-18-18
	7	Lexie Brown vs. NC State	1-7-18
	7	Jessica Foley vs. Georgia Tech	1-17-05
	7	Nicole Erickson vs. Clemson	1-14-99
10.	6 (18x)	Ashlon Jackson at Stanford [▲]	11-19-23

[▲] = most recent

FREE THROW ATTEMPTS (MIN. 10 ATTEMPTS)

RANK	TOTAL	PLAYER/OPPONENT	DATE
1.	22	Tara McCarthy vs. UNC	2-24-78
2.	20	Katie Meier vs. Virginia	1-16-90
	20	Tara McCarthy vs. UNC	2-24-78
4.	19	Chris Moreland vs. Howard	11-30-87
	19	Chris Moreland vs. Georgia Tech	1-25-86
6.	18	Nicole Johnson vs. WFU	2-26-92
	18	Tara McCarthy vs. UNC	12-7-78
8.	17	Barb Krause vs. Colorado	1-5-80
9.	16 (7x)	Haley Gorecki vs. Florida State [▲]	2-16-20

[▲] = most recent

FIELD GOALS

RANK	TOTAL	PLAYER/OPPONENT	DATE
1.	16	Alana Beard vs. Virginia	1-9-03
	16	Sue Harnett vs. VCU	12-10-88
3.	15	Michele Van Gorp vs. Clemson	2-14-99
	15	Katie Meier vs. NC State	2-3-87
	15	Alana Beard vs. Maryland	1-2-02
6.	14 (10x)	Azurá Stevens vs. Army [▲]	11-22-15

[▲] = most recent

3-PT FIELD GOAL ATTEMPTS

RANK	TOTAL	PLAYER/OPPONENT	DATE
1.	16	Rebecca Greenwell at Pepperdine	11-27-16
2.	15	Rebecca Greenwell vs. UNC	2-25-18
	15	Haley Gorecki at Virginia Tech	1-18-19
4.	14	Miela Goodchild at Notre Dame	2-21-19
	14	Rebecca Greenwell vs. FSU	2-19-18
6.	13	Sara Anastasieska vs. WCU	11-29-20
	13	Haley Gorecki at Georgia Tech	1-10-19
	13	Lexie Brown vs. NC State	1-7-18
	13	Kira Orr vs. Illinois	3-16-97
10.	12 (6x)	Haley Gorecki vs. Missouri [▲]	11-25-18

[▲] = most recent

FREE THROW PERCENTAGE

RANK	PCT.	PLAYER/OPPONENT	DATE
1.	1.000 (14-14)	Monique Currie vs. UNC	3-4-02
	1.000 (13-13)	Alison Bales vs. Clemson	2-25-07
	1.000 (13-13)	Robin Baker at Ga. Tech	1-26-91
	1.000 (12-12)	Nicole Erickson vs. UNC	2-12-98
	1.000 (11-11)	Lexie Brown vs. High Point	11-16-17
	1.000 (11-11)	Nicole Erickson vs. ODU	3-20-99
	1.000 (11-11)	Lauren Rice vs. UConn	11-13-98
	1.000 (11-11)	Chris Moreland vs. WTS	3-20-86
	1.000 (10-10)	Haley Gorecki vs. Troy	11-24-19
	1.000 (10-10)	Kira Orr vs. NC State	2-12-97
	1.000 (10-10)	Kristina Meiman vs. UWM	12-3-94
	1.000 (10-10)	Jenni Kraft at Connecticut	12-9-88

FIELD GOAL ATTEMPTS

RANK	TOTAL	PLAYER/OPPONENT	DATE
1.	30	Alana Beard vs. Virginia	1-9-03
2.	26	Iciss Tillis vs. Florida State	1-26-03
	26	Iciss Tillis at UNC	1-20-03
4.	25	Elizabeth Williams at UNC	1-25-15
	25	Sue Harnett vs. VCU	12-10-88
	25	Stacy Hurd vs. Vanderbilt	3-13-82
7.	24 (5x)	Jasmine Thomas vs. Kentucky [▲]	1-4-11

[▲] = most recent

3-PT FIELD GOAL PERCENTAGE (MIN. 6 MAKES)

RANK	PCT.	PLAYER/OPPONENT	DATE
1.	1.000 (6-6)	Nicole Erickson vs. Notre Dame	11-22-97
2.	.857 (6-7)	Rebecca Greenwell at ODU	11-22-17
	.857 (6-7)	Chloe Wells vs. UNC	1-3-13
4.	.800 (8-10)	Shayeann Day-Wilson vs. Troy	11-28-21
5.	.750 (6-8)	Tricia Liston vs. Vanderbilt	11-21-13
	.750 (6-8)	Abby Waner vs. Holy Cross	3-18-07
7.	.700 (7-10)	Haley Gorecki at Virginia Tech	1-18-18
8.	.667 (6-9) (6x)	Miela Goodchild vs. Pittsburgh [▲]	2-3-19

[▲] = most recent

TOTAL REBOUNDS

RANK	TOTAL	PLAYER/OPPONENT	DATE
1.	24	Barb Krause vs. Catawba,	1-10-79
2.	23	Barb Krause vs. Georgia Tech	1-13-79
3.	20	Elizabeth Williams vs. Oklahoma	12-17-14
	20	Haley Peters vs. USC Upstate	11-14-13
	20	Alana Beard vs. North Carolina	3-10-03
	20	Chris Moreland at UNC	2-20-88
7.	19 (5x)	Carey Kauffman vs. UNCA [▲]	11-30-94

[▲] = most recent

FIELD GOAL PERCENTAGE

RANK	PCT.	PLAYER/OPPONENT	DATE
1.	1.000 (12-12)	Sheana Mosch vs. Clemson	1-28-01
	1.000 (10-10)	Elizabeth Williams vs. USCU	12-11-11
	1.000 (9-9)	Tyvis Hall vs. Oklahoma St.	3-16-95
	1.000 (9-9)	Kathy Friend vs. UNC	2-24-78
	1.000 (8-8)	Payton Black vs. Florida State	12-6-95
	1.000 (8-8)	Tyvis Hall vs. VCU	11-15-95
	1.000 (8-8)	Alison Day vs. ECU	1-5-94
	1.000 (8-8)	Stacy Hurd vs. Clemson	1-29-83

FREE THROWS

RANK	TOTAL	PLAYER/OPPONENT	DATE
1.	15	Monique Currie at Miami	2-19-06
	15	Nicole Johnson vs. WFU	2-26-92
3.	14	Haley Gorecki vs. Florida State	2-16-20
	14	Georgia Schweitzer vs. WFU	3-2-01
	14	Tara McCarthy vs. UNC	12-7-78
	14	Monique Currie vs. UNC	3-4-02
7.	13 (9x)	Haley Gorecki at FGCU [▲]	12-29-19

[▲] = most recent

OFFENSIVE REBOUNDS

RANK	TOTAL	PLAYER/OPPONENT	DATE
1.	13	Carey Kauffman vs. UNC Asheville	11-30-94
2.	11	Bridgette Mitchell vs. Northeastern	11-11-06
3.	10	Jade Williams vs. W. Carolina	11-29-20
	10	Alana Beard vs. UNC	3-10-03
5.	9	Azurá Stevens vs. Virginia	3-3-16
	9	Elizabeth Williams vs. Oklahoma	12-17-14
	9	Carrem Gay vs. UNC	3-1-09
	9	Carrem Gay vs. Southern Cal	12-19-08
	9	Peppi Browne vs. NC State	1-20-99
10.	8 (11x)	Leaonna Odum vs. Penn [▲]	11-29-19

[▲] = most recent

INDIVIDUAL SINGLE GAME RECORDS

DEFENSIVE REBOUNDS

RANK	TOTAL	PLAYER/OPPONENT	DATE
1.	15	Haley Peters vs. USC Upstate	11-14-13
2.	13	Haley Gorecki at Boston College	1-31-19
	13	Rebecca Greenwell vs. UNC	2-25-18
4.	12	Azurá Stevens vs. Texas A&M	11-18-15
	12	Tricia Liston vs. Virginia	1-16-14
	12	Alison Bales vs. Maryland	2-18-07
	12	Alison Bales vs. UNC	2-8-07
	12	Chante Black vs. Clemson	2-17-05
	12	Monique Currie vs. UNC	1-11-04
10.	11 (22x)	O. Akinbode-James vs. Longwood [▲]	11-25-20

[▲] = most recent

POINTS OFF THE BENCH

RANK	TOTAL	PLAYER/OPPONENT	DATE
1.	29	Tricia Liston vs. WFU	2-17-13
2.	28	Nicole Erickson vs. Clemson	1-14-99
	28	Jenni Kraft vs. Cleveland St.	12-2-88
4.	27	Tyish Hall at Clemson	1-23-94
	27	Nicole Johnson vs. WFU	2-26-92
6.	26	Shayeann Day-Wilson vs. Troy	11-28-21
	26	Zeki Blanding vs. UNC Asheville	12-11-91
	26	Chris Moreland at Hofstra	12-27-86
9.	25 (6x)	Karima Christmas vs. Maryland [▲]	2-21-10

[▲] = most recent

POINTS VS. TOP-3 TEAM

RANK	TOTAL	PLAYER/OPPONENT	DATE
1.	29	Rebecca Greenwell vs. #3 S. Carolina	12-4-16
	29	Jasmine Thomas vs. #3 Ohio State	12-3-09
3.	28	Lindsey Harding vs. #1 Maryland	1-13-07
4.	26	Alana Beard vs. #2/2 Connecticut	2-1-03
5.	25	Haley Gorecki at #3 Louisville	1-4-18
	25	Dana McDonald vs. #3 NC State	1-9-91
7.	23	Chelsea Gray vs. #2 Stanford	3-26-12
	23	Traci Williams vs. #3 NC State	1-9-91
9.	22 (4x)	Monique Currie vs. #3 Maryland [▲]	4-4-06

[▲] = most recent

ASSISTS

RANK	TOTAL	PLAYER/OPPONENT	DATE
1.	15	Alexis Jones at Florida State	1-23-14
	15	Chelsea Gray vs. Clemson	1-10-13
3.	13	Kyra Lambert at UNC	2-26-17
	13	Ka'lia Johnson at ODU	11-20-14
	13	Chelsea Gray at Marquette	11-24-13
	13	Chelsea Gray vs. Pittsburgh	12-4-11
7.	12 (5x)	Lexie Brown at Pepperdine [▲]	11-26-16

[▲] = most recent

POINTS VS. TOP-25 TEAM

RANK	TOTAL	PLAYER/OPPONENT	DATE
1.	37	Ali Day vs. #13 Alabama	3-18-95
2.	36	Katie Meier vs. #13 NC State	2-3-87
3.	35	Michele Van Gorp vs. #19 Clemson	2-14-99
4.	33	Elizabeth Williams vs. #12 UNC	1-25-15
5.	31	Monique Currie vs. #4 Maryland	2-13-06
	31	Alana Beard vs. #15 UNC	2-14-04
7.	30	Lexie Brown vs. #9 Florida State	2-19-18
	30	Sheana Mosch vs. #15 Clemson	1-28-01
	30	Kira Orr vs. #13 Alabama	3-18-95
10.	29 (5x)	Lexie Brown vs. #17 Virginia Tech [▲]	1-19-17

[▲] = most recent

HIGHEST SCORING DUOS

RANK	TOTAL	PLAYER/OPPONENT	DATE
1.	67	A. Day (37) & K. Orr (30) vs. Alabama	3-18-95
2.	58	C. Moreland (31) & C. Mikels (27) vs. UNCW	2-23-85
3.	57	R. Greenwell (30) & L. Brown (27) vs. Longwood	11-5-16
4.	56	L. Brown (32) & R. Greenwell (24) vs. ODU	11-22-16
	56	K. Meier (30) & C. Moreland (26) vs. NC State	2-3-87
6.	55	M. Currie (43) & M. Williams (12) vs. Miami	2-19-06
	55	M. Currie (30) & A. Beard (25) vs. UNC	2-4-02
	55	A. Beard (35) & I. Tillis (20) vs. Maryland	1-2-02
	55	C. Kauffman (35) & A. Day (20) vs. UNC Asheville	11-30-94
10.	54 (2x)	A. Beard (31) & M. Currie (23) vs. UNC [▲]	12-4-02

[▲] = most recent

STEALS

RANK	TOTAL	PLAYER/OPPONENT	DATE
1.	10	Celeste Taylor vs. Colorado	3-20-23
	10	Alexis Jones vs. Notre Dame	2-2-14
	10	Abby Waner vs. Utah Valley	12-18-07
4.	9	Chelsea Gray vs. Clemson	1-24-13
	9	Missy Anderson vs. Drake	12-28-92
	9	Kim Matthews vs. Davidson	2-2-79
7.	8 (10x)	Lexie Brown at Miami [▲]	12-31-17

[▲] = most recent

POINTS VS. TOP-10 TEAM

RANK	TOTAL	PLAYER/OPPONENT	DATE
1.	31	Monique Currie vs. #4 Maryland	2-13-06
2.	30	Lexie Brown vs. #9 Florida State	2-19-18
3.	29	Rebecca Greenwell vs. #3 S. Carolina	12-4-16
	29	Jasmine Thomas vs. #3 Ohio State	12-3-09
	29	Lindsey Harding vs. #6 Maryland	2-18-07
	29	Alana Beard vs. #4 Tennessee	4-6-03
7.	28 (7x)	Reigan Richardson at #7 Ohio State [▲]	3-24-24

[▲] = most recent

POINTS IN A SEASON OPENER

RANK	TOTAL	PLAYER/OPPONENT	DATE
1.	30	Chris Moreland vs. N.C. Central	11-20-84
2.	28	Reigan Richardson vs. Richmond	11-6-23
	28	Rebecca Greenwell at Liberty	11-11-16
	28	Chante Black at Oklahoma State	11-14-08
	28	Katie Meier vs. Illinois	11-25-89
6.	27	Katie Meier vs. Wisconsin	11-27-87
7.	26	Katie Meier vs. Florida	11-28-86
8.	23	Zeki Blanding vs. Montana	11-26-94
9.	23	Sue Harnett vs. Eastern Washington	11-25-88
10.	22 (3x)	Oluchi Okananwa vs. Richmond [▲]	11-6-23

[▲] = most recent

BLOCKS

RANK	TOTAL	PLAYER/OPPONENT	DATE
1.	12	Elizabeth Williams at WFU	1-6-12*
2.	11	Sarah Sullivan vs. Richmond	1-22-83
3.	9	Elizabeth Williams vs. Albany	3-20-15
	9	Alison Bales vs. Penn State	11-21-06
5.	8 (7x)	Azurá Stevens vs. Winthrop [▲]	11-15-15

[▲] = most recent

POINTS VS. TOP-5 TEAM

RANK	TOTAL	PLAYER/OPPONENT	DATE
1.	31	Monique Currie vs. #4 Maryland	2-13-06
2.	29	Rebecca Greenwell vs. #3 South Carolina	12-4-16
	29	Jasmine Thomas vs. #3 Ohio State	12-3-09
	29	Alana Beard vs. #4 Tennessee	4-6-03
5.	28	Tricia Liston vs. #5 Kentucky	12-22-13
	28	Lindsey Harding vs. #1 Maryland	1-13-07
7.	27	Nicole Erickson vs. #5 UNC	2-12-97
8.	26	Miela Goodchild at #5 Notre Dame	2-21-19
	26	Monique Currie vs. #4 UNC	3-7-05
	26	Alana Beard vs. #2 Connecticut	2-1-03

FRESHMAN SINGLE GAME RECORDS

POINTS

RANK	TOTAL	PLAYER/OPPONENT	DATE
1.	33	Alana Beard at Maryland	1-14-01
2.	31	Chris Moreland at UNCW	2-23-85
		Stacy Hurd vs. WFU	12-8-80
4.	30	Monique Currie vs. UNC	3-4-02
	30	Chris Moreland vs. N.C. Central	11-20-84
6.	29	Alana Beard vs. Georgia Tech	1-11-01
	29	Chris Moreland at Clemson	3-1-85
8.	28	Jenni Kraft vs. Cleveland St.	12-2-88
9.	27 (3x)	Alana Beard vs. SW Miss. St. [^]	3-24-01

[^] = most recent

ASSISTS

RANK	TOTAL	PLAYER/OPPONENT	DATE
1.	11	Patti Thomasson vs. App State	2-2-80
2.	10	Alexis Jones vs. Miami	1-31-13
	10	Abby Waner at San Diego	12-30-05
	10	Wanisha Smith vs. Miami	2-24-05
	10	Krista Gingrich vs. Temple	12-12-98
	10	Patti Thomasson vs. Connecticut	1-11-80
7.	9	Alexis Jones at Maryland	2-24-13
	9	Sheana Mosch vs. Elon	12-2-99
9.	8 (10x)	Angela Salvadores vs. Liberty [^]	12-17-16

[^] = most recent

FIELD GOAL ATTEMPTS

RANK	TOTAL	PLAYER/OPPONENT	DATE
1.	23	Dana McDonald vs. NC State	1-10-90
2.	21	Azurá Stevens at WFU	2-5-15
3.	20	Alana Beard vs. Iowa State	12-30-00
	20	Zeki Blanding vs. UNC Asheville	12-11-91
5.	19	Rebecca Greenwell at Texas A&M	11-30-14
	19	Alexis Jones at Maryland	2-24-13
	19	Sheana Mosch vs. Russian Juniors	11-6-99
	19	Jennifer Scanlon vs. Florida State	1-3-93
9.	18 (10x)	Rebecca Greenwell vs. Marquette [^]	11-23-14

[^] = most recent

TOTAL REBOUNDS

RANK	TOTAL	PLAYER/OPPONENT	DATE
1.	17	Elizabeth Williams vs. Purdue	12-1-11
2.	16	Elizabeth Williams at WFU	1-6-12
	16	Chante Black vs. Clemson	2-17-05
4.	15	Chris Moreland at N.C. State	1-22-85
	15	Chris Moreland vs. WFU	1-19-85
6.	14 (10x)	O. Akinbode-James vs. Clemson [^]	2-28-19

[^] = most recent

BLOCKS

RANK	TOTAL	PLAYER/OPPONENT	DATE
1.	12	Elizabeth Williams at WFU	1-6-12
2.	11	Sarah Sullivan vs. Richmond	1-22-83
3.	8	Elizabeth Williams at Boston College	2-9-12
	8	Krystal Thomas at Charlotte	11-27-10
5.	7	Elizabeth Williams vs. NC State	3-2-12
	7	Elizabeth Williams vs. Notre Dame	11-26-11
7.	6	O. Akinbode-James vs. Clemson	2-28-19
	6	Jade Williams vs. Georgia Tech	2-1-18
	6	Elizabeth Williams vs. UNC	2-6-12
	6	Krystal Thomas vs. USF	11-15-07

FIELD GOAL PERCENTAGE (MIN. 5 ATTEMPTS)

RANK	PCT.	PLAYER/OPPONENT	DATE
1.	1.000 (10-10)	Elizabeth Williams vs. USC Upstate	12-11-11
	1.000 (8-8)	Allison Vernerey vs. Virginia	2-26-10
	100.0 (7-7)	Kendall Cooper vs. Winthrop	3-22-14
	1.000 (6-6)	Chante Black vs. Holy Cross	1-4-05
	1.000 (6-6)	Rochelle Parent vs. MTSU	3-24-98
	1.000 (5-5)	Chelsea Gray vs. DePaul	3-27-11
	100.0 (5-5)	Mistie Bass vs. Arkansas	11-30-02
	100.0 (5-5)	Rochelle Parent vs. Georgia Tech	2-27-98
	100.0 (5-5)	Tyish Hall vs. UNC	1-19-94
	100.0 (5-5)	Tyish Hall vs. East Carolina	1-5-94
	100.0 (5-5)	Sue Harnett vs. Winthrop	12-9-87

OFFENSIVE REBOUNDS

RANK	TOTAL	PLAYER/OPPONENT	DATE
1.	11	Bridgette Mitchell vs. Northeastern	11-11-06
2.	9	Leaonna Odom at Pepperdine	11-27-16
	8	Azurá Stevens at Notre Dame	2-16-15
	8	Joy Cheek vs. UNC	2-25-07
5.	7	Bridgette Mitchell vs. Boston College	2-15-07
	7	Chante Black at Maryland	2-13-05
	7	Rebecca Greenwell at UNC	1-25-05
	7	Chante Black vs. Davidson	11-12-04
	7	Tyish Hall at Clemson	1-23-94
10.	6 (10x)	Jada Claude vs. High Point [^]	11-5-19

[^] = most recent

STEALS

RANK	TOTAL	PLAYER/OPPONENT	DATE
1.	9	Katie Meier vs. Radford	1-4-86
	9	Kim Matthews vs. Davidson	2-12-79
3.	8	Kim Matthews vs. Guilford	12-4-78
4.	7	Rebecca Greenwell at Alabama	11-16-14
	7	Alana Beard vs. UWM	3-17-01
	7	Alana Beard vs. Maryland	2-15-01
	7	Katie Meier vs. N.C. State	1-21-86
	7	Tara McCarthy vs. App State	1-28-78
9.	6 (10x)	Alexis Jones vs. Virginia Tech [^]	1-16-13

[^] = most recent

FREE THROWS

RANK	TOTAL	PLAYER/OPPONENT	DATE
1.	14	Monique Currie vs. UNC	3-4-02
2.	13	Jenni Kraft vs. Cleveland St.	12-2-88
3.	11	Alexis Jones vs. UNC	3-3-13
	11	Sheana Mosch vs. WKU	3-20-00
	11	Jenni Kraft vs. Stanford	12-20-88
6.	10	Wanisha Smith vs. Jacksonville St.	12-15-04
	10	Monique Currie vs. WFU	1-6-02
	10	Monique Currie at Georgia Tech	12-20-01
	10	Jenni Kraft vs. Connecticut	12-9-88
10.	9 (6x)	Shayeanne Day-Wilson at Louisville [^]	1-30-22

[^] = most recent

DEFENSIVE REBOUNDS

RANK	TOTAL	PLAYER/OPPONENT	DATE
1.	12	Chante Black vs. Clemson	2-17-05
2.	11	Haley Peters vs. USC	11-15-10
	11	Monique Currie vs. Norfolk State	3-15-02
	11	Iciss Tillis at Florida State	1-8-01
5.	10	O. Akinbode-James at Wisconsin	11-28-18
	10	Azurá Stevens vs. Pittsburgh	1-29-15
	10	Chante Black vs. South Florida	11-14-04
8.	9 (14x)	O. Akinbode-James vs. Clemson [^]	2-28-19

[^] = most recent

FIELD GOALS

RANK	TOTAL	PLAYER/OPPONENT	DATE
1.	13	Zeki Blanding vs. UNC Asheville	12-11-91
2.	12	Alana Beard vs. Georgia Tech	1-11-01
	12	Alana Beard at Maryland	1-14-01
	12	Alana Beard vs. Iowa State	12-30-00
5.	11	Azurá Stevens at WFU	2-5-15
	11	Alana Beard vs. Maryland	2-15-01
	11	Katie Meier at Clemson	1-13-86
	11	Katie Meier at Georgia Tech	1-11-86
9.	10 (4x)	Elizabeth Williams vs. USC Upstate [^]	12-11-11

[^] = most recent

FREE THROW ATTEMPTS

RANK	TOTAL	PLAYER/OPPONENT	DATE
1.	14	Monique Currie vs. UNC	3-4-02
	14	Jenni Kraft vs. Cleveland St.	12-2-88
3.	13	Allison Vernerey vs. JMU	12-18-09
4.	12	Alexis Jones vs. UNC	3-3-13
	12	Payton Black vs. Pepperdine	11-24-95
	12	Jenni Kraft vs. Stanford	12-20-88
7.	11 (6x)	Wanisha Smith vs. Jacksonville St. [^]	12-15-04

[^] = most recent

FREE THROW PERCENTAGE

RANK	PCT.	PLAYER/OPPONENT	DATE
1.	1.000 (14-14)	Monique Currie vs. UNC	3-4-02
	1.000 (11-11)	Sheana Mosch vs. WKU	3-20-00
	1.000 (10-10)	Monique Currie at Georgia Tech	12-30-01
	1.000 (10-10)	Jenni Kraft vs. Connecticut	12-9-88
	1.000 (9-9)	Lindsey Harding vs. UNC	3-10-03
	1.000 (8-8)	Azurá Stevens vs. WFU	3-6-15
	1.000 (8-8)	Rebecca Greenwell at Alabama	11-16-14
	1.000 (8-8)	Alana Beard at Clemson	12-9-00
	1.000 (8-8)	Payton Black vs. Florida State	12-6-95
	1.000 (7-7)	Rebecca Greenwell at Florida State	1-11-15
	1.000 (7-7)	Joy Cheek at WFU	2-11-07
	1.000 (7-7)	Jenni Kraft vs. Maryland	1-14-89

3-PT FIELD GOALS

RANK	TOTAL	PLAYER/OPPONENT	DATE
1.	8	Shayeann Day-Wilson vs. Troy	11-28-21
	8	Miela Goodchild at Notre Dame	2-21-19
3.	6	Miela Goodchild vs. Pittsburgh	2-3-19
	6	Rebecca Greenwell vs. Albany	3-20-15
5.	5	Miela Goodchild vs. Pittsburgh	3-6-19
	5	Miela Goodchild at Boston College	1-31-19
	5	Abby Waner vs. Colorado St.	12-22-05
	5	Krista Gingrich vs. Florida State	12-2-98
	5	Jenni Kraft at WFU	2-27-89
10.	4 (25x)	Miela Goodchild at WFU [^]	2-24-19

3-PT FIELD GOAL ATTEMPTS

RANK	TOTAL	PLAYER/OPPONENT	DATE
1.	14	Shayeann Day-Wilson vs. Troy	11-28-21
	14	Miela Goodchild at Notre Dame	2-21-19
3.	11	Miela Goodchild vs. WFU	1-24-19
	11	Rebecca Greenwell vs. Albany	3-20-15
	11	Rebecca Greenwell at NC State	2-22-15
	11	Dana McDonald vs. NC State	1-10-90
7.	10	Shayeann Day-Wilson vs. Troy	11-28-21
	10	Rebecca Greenwell at Virginia	2-12-15
9.	9 (3x)	Miela Goodchild vs. Clemson [^]	2-28-19

[^] = most recent

3-PT PERCENTAGE (MIN. 3 MAKES)

RANK	PCT.	PLAYER/OPPONENT	DATE
1.	1.000	Rometra Craig vs. UW-Milwaukee	3-17-01
2.	.830	Miela Goodchild at Boston College	1-31-19
3.	.800	Shayeann Day-Wilson vs. Troy	11-28-21
	.800	Miela Goodchild vs. UNLV	12-6-18
	.800	Wanisha Smith vs. Georgia Tech	1-17-05
	.800	Rebecca Greenwell at Florida State	1-11-15
	.800	Rebecca Greenwell vs. N.C. A&T	1-2-15
8.	.750 (8x)	Vanessa de Jesus vs. W. Carolina [^]	11-29-20

[^] = most recent

TEAM SEASON RECORDS

POINTS

RANK	TOTAL	YEAR
1.	3009	2005-06
2.	2922	2001-02
	2922	2002-03
4.	2860	1998-99
5.	2800	2013-14
6.	2785	2003-04
7.	2737	2004-05
8.	2683	2012-13
9.	2568	2006-07
10.	2558	2000-01

FIELD GOAL PERCENTAGE

RANK	PCT.	YEAR
1.	.499	2013-14
2.	.498	2005-06
3.	.490	2001-02
4.	.485	1995-96
5.	.484	1998-99
6.	.476	2011-12
7.	.475	1986-87
8.	.475	1985-86
9.	.474	2016-17
10.	.473	2003-04

FREE THROWS

RANK	TOTAL	YEAR
1.	580	2002-03
2.	576	1999-00
3.	565	1998-99
4.	563	2001-02
5.	557	1985-86
6.	549	2003-04
7.	547	2005-06
8.	528	2004-05
	528	2006-07
10.	513	1997-98

POINTS PER GAME

RANK	TOTAL	YEAR
1.	86.0	2005-06
2.	83.5	2001-02
3.	81.9	2003-04
4.	80.8	1985-86
5.	80.0	2013-14
6.	79.6	1994-95
7.	79.4	1998-99
8.	79.0	2002-03
9.	76.1	1993-94
10.	76.0	2004-05

3-PT FIELD GOALS

RANK	TOTAL	YEAR
1.	213	1998-99
2.	212	2005-06
3.	209	2017-18
4.	199	2010-11
	199	2001-02
6.	198	1999-00
7.	193	2023-24
	193	2012-13
8.	192	1995-96
10.	190	2002-03

FREE THROW ATTEMPTS

RANK	TOTAL	YEAR
1.	818	1985-86
2.	791	1998-99
3.	788	2002-03
4.	765	1999-00
5.	760	2003-04
6.	754	2004-05
7.	747	2005-06
8.	745	1997-98
9.	741	2001-02
10.	728	2013-14

FIELD GOALS

RANK	TOTAL	YEAR
1.	1125	2005-06
2.	1080	2001-02
3.	1076	2002-03
4.	1067	2013-14
5.	1041	1998-99
6.	1027	2003-04
7.	1013	2004-05
8.	1011	2012-13
9.	964	2011-12
10.	958	2007-08
	958	2000-01

3-PT FIELD GOAL ATTEMPTS

RANK	TOTAL	YEAR
1.	608	2023-24
2.	581	2010-11
3.	574	2002-03
4.	553	1998-99
5.	546	2003-04
6.	543	2017-18
7.	542	2005-06
	542	1999-00
9.	525	1995-96
10.	520	2001-02

FREE THROW PERCENTAGE

RANK	PCT.	YEAR
1.	.767	2023-24
2.	.760	2001-02
3.	.753	1999-00
4.	.750	2016-17
5.	.741	2012-13
6.	.738	2006-07
7.	.736	2002-03
8.	.732	2005-06
9.	.722	2003-04
10.	.717	1996-97

FIELD GOAL ATTEMPTS

RANK	TOTAL	YEAR
1.	2354	2002-03
2.	2273	2009-10
3.	2259	2005-06
4.	2255	2007-08
5.	2241	2010-11
6.	2228	2012-13
7.	2209	2004-05
8.	2203	2001-02
9.	2169	2003-04
10.	2160	2008-09

3-PT FIELD GOAL PERCENTAGE

RANK	PCT.	YEAR
1.	.407	2013-14
2.	.406	1988-89
3.	.405	2012-13
4.	.391	2005-06
5.	.385	2017-18
	.385	1998-99
7.	.383	2001-02
8.	.382	2016-17
9.	.374	1992-93
10.	.372	1989-90

TOTAL REBOUNDS

RANK	TOTAL	YEAR
1.	1563	2004-05
2.	1555	2009-10
3.	1532	2014-15
	1532	2005-06
5.	1516	2012-13
6.	1513	2010-11
7.	1494	2002-03
8.	1489	2013-14
9.	1482	2007-08
10.	1475	2008-09

TEAM SEASON RECORDS

REBOUNDS PER GAME

RANK	AVG.	YEAR
1.	45.2	1985-86
2.	45.1	2014-15
3.	44.7	2008-09
4.	43.8	2005-06
5.	43.7	1987-88
6.	43.4	2004-05
7.	43.2	2009-10
8.	43.2	1979-80
9.	42.5	2013-14
10.	42.4	2006-07

ASSISTS PER GAME

RANK	AVG.	YEAR
1.	20.5	2005-06
2.	20.1	2003-04
3.	19.4	2001-02
4.	18.7	1995-96
5.	18.2	2004-05
6.	17.8	1998-99
7.	17.1	2006-07
8.	17.0	2000-01
9.	16.9	2002-03
10.	16.8	2013-14

STEALS PER GAME

RANK	AVG.	YEAR
1.	13.3	2009-10
2.	13.3	2008-09
3.	12.6	2007-08
4.	12.5	2002-03
5.	12.5	2011-12
6.	12.4	2010-11
7.	12.1	2000-01
8.	11.7	2005-06
9.	11.7	2003-04
10.	11.5	2001-02
	11.5	2012-13

OFFENSIVE REBOUNDS

RANK	TOTAL	YEAR
1.	629	2009-10
2.	607	2010-11
3.	600	1987-88
	600	1986-87
	600	1985-86
6.	593	2007-08
7.	587	2008-09
8.	551	2012-13
9.	550	2002-03
10.	536	2004-05

BLOCKS

RANK	TOTAL	YEAR
1.	267	2005-06
	267	2004-05
3.	231	2003-04
4.	224	2006-07
5.	221	2014-15
6.	210	2013-14
	210	2007-08
8.	194	2023-24
9.	191	2008-09
	191	2011-12

GAMES PLAYED

RANK	TOTAL	YEAR
1.	37	2002-03
2.	36	2012-13
	36	2010-11
	36	2009-10
	36	1998-99
	36	2004-05
7.	35	2013-14
	35	2005-06
	35	2001-02
	35	2007-08

DEFENSIVE REBOUNDS

RANK	TOTAL	YEAR
1.	1027	2004-05
2.	1015	2005-06
3.	1002	2014-15
4.	985	2013-14
5.	981	2001-02
6.	965	2012-13
7.	953	2006-07
8.	944	2002-03
9.	929	2016-17
10.	926	2009-10

BLOCKS PER GAME

RANK	AVG.	YEAR
1.	7.6	2005-06
2.	7.4	2004-05
3.	6.8	2003-04
4.	6.6	2006-07
5.	6.5	2014-15
6.	6.0	2013-14
	6.0	2007-08
8.	5.8	2008-09
	5.8	2011-12
10.	5.7	2023-24

MINUTES PLAYED

RANK	TOTAL	YEAR
1.	7450	2002-03
2.	7202	2004-05
3.	7200	2012-13
	7200	2009-10
	7200	2010-11
	7200	1998-99
7.	7100	2005-06
8.	7026	2001-02
9.	7025	2013-14
10.	7000	2007-08

ASSISTS

RANK	TOTAL	YEAR
1.	717	2005-06
2.	685	2003-04
3.	678	2001-02
4.	656	2004-05
5.	640	1998-99
6.	626	2002-03
7.	617	1995-96
8.	588	2013-14
9.	581	2006-07
10.	579	2000-01

STEALS

RANK	TOTAL	YEAR
1.	480	2009-10
2.	462	2002-03
3.	447	2010-11
4.	442	2007-08
5.	438	2008-09
6.	414	2012-13
7.	412	2011-12
	412	2000-01
9.	411	2005-06
10.	404	2001-02

FEWEST TURNOVERS PER GAME

RANK	AVG.	YEAR
1.	13.6	2002-03
2.	14.5	2003-04
3.	15.2	2017-18
4.	15.6	2016-17
	15.6	2006-07
6.	16.6	2012-13
	16.6	2010-11
	16.6	2004-05
	16.6	2001-02
10.	16.8	2011-12

INDIVIDUAL SEASON RECORDS

POINTS

RANK	TOTAL	PLAYER	YEAR
1.	813	Alana Beard	02-03
2.	694	Alana Beard	01-02
3.	691	Chris Moreland	85-86
4.	671	Alana Beard	03-04
5.	641	Lexie Brown	17-18
6.	630	Monique Currie	04-05
7.	622	Lexie Brown	16-17
8.	610	Michele Van Gorp	98-99
9.	603	Tricia Liston	13-14
10.	586	Chris Moreland	86-87

FIELD GOAL PERCENTAGE

RANK	PCT.	PLAYER	YEAR
1.	.655	Tyish Hall	95-96
2.	.650	Rochelle Parent	98-99
3.	.620	Michele Van Gorp	98-99
4.	.618	Mistie Bass	05-06
5.	.617	Tyish Hall	96-97
6.	.611	Mistie Bass	03-04
7.	.609	Ali Day	93-94
8.	.603	Oderah Chidom	13-14
9.	.600	Rochelle Parent	97-98
10.	.589	Chris Moreland	87-88

FREE THROWS

RANK	TOTAL	PLAYER	YEAR
1.	201	Alana Beard	02-03
2.	183	Chris Moreland	85-86
3.	168	Monique Currie	04-05
4.	167	Katie Meier	89-90
5.	166	Haley Gorecki	19-20
6.	151	Alana Beard	03-04
7.	148	Chris Moreland	86-87
8.	138	Monique Currie	01-02
9.	132	Chris Moreland	87-88
10.	130	Lexie Brown	17-18

POINTS PER GAME

RANK	AVG.	PLAYER	YEAR
1.	23.0	Chris Moreland	85-86
2.	22.0	Alana Beard	02-03
3.	20.9	Chris Moreland	86-87
4.	19.8	Alana Beard	01-02
5.	19.7	Alana Beard	03-04
6.	19.5	Sue Harnett	88-89
7.	19.4	Lexie Brown	17-18
8.	18.9	Azurá Stevens	15-16
9.	18.9	Katie Meier	89-90
10.	18.5	Haley Gorecki	19-20

3-PT FIELD GOALS

RANK	TOTAL	PLAYER	YEAR
1.	87	Tricia Liston	13-14
2.	83	Rebecca Greenwell	16-17
3.	80	Tricia Liston	12-13
4.	73	Miela Goodchild	18-19
5.	73	Rebecca Greenwell	17-18
6.	73	Lexie Brown	16-17
7.	73	Rebecca Greenwell	15-16
8.	72	Rebecca Greenwell	14-15
9.	69	Lexie Brown	17-18
10.	68 (2x)	Abby Waner (most recent)	06-07

FREE THROW ATTEMPTS

RANK	TOTAL	PLAYER	YEAR
1.	267	Chris Moreland	85-86
2.	259	Alana Beard	02-03
3.	229	Katie Meier	89-90
4.	222	Chris Moreland	86-87
5.	219	Chris Moreland	87-88
6.	215	Monique Currie	04-05
7.	194	Haley Gorecki	19-20
8.	194	Alana Beard	03-04
9.	179	Monique Currie	01-02
10.	167	Elizabeth Williams	12-13

FIELD GOALS

RANK	TOTAL	PLAYER	YEAR
1.	294	Alana Beard	02-03
2.	275	Alana Beard	01-02
3.	258	Michele Van Gorp	98-99
4.	254	Chris Moreland	85-86
5.	242	Alana Beard	03-04
6.	221	Lexie Brown	17-18
7.	219	Chris Moreland	86-87
8.	218	Monique Currie	04-05
9.	216	Tyish Hall	95-96
10.	215	Elizabeth Williams	12-13

3-PT FIELD GOAL ATTEMPTS

RANK	TOTAL	PLAYER	YEAR
1.	208	Haley Gorecki	18-19
2.	208	Rebecca Greenwell	16-17
3.	202	Rebecca Greenwell	14-15
4.	191	Jessica Foley	04-05
5.	188	Abby Waner	07-08
6.	188	Abby Waner	06-07
7.	186	Lexie Brown	17-18
8.	184	Abby Waner	08-09
9.	183	Lexie Brown	16-17
10.	181	Tricia Liston	13-14

FREE THROW PERCENTAGE

RANK	PCT.	PLAYER	YEAR
1.	.931	Tricia Liston	12-13
2.	.928	Lexie Brown	16-17
3.	.900	Jenni Kraft	88-89
4.	.893	Taya Corosdale	22-23
5.	.892	Vanessa De Jesus	22-23
6.	.885	Nicole Erickson	98-99
7.	.877	Rebecca Greenwell	16-17
8.	.876	Nicole Erickson	97-98
9.	.875	Kennedy Brown	23-24
10.	.875	Taina Mair	23-24

FIELD GOAL ATTEMPTS

RANK	TOTAL	PLAYER	YEAR
1.	558	Alana Beard	02-03
2.	513	Jasmine Thomas	10-11
3.	489	Monique Currie	04-05
4.	488	Alana Beard	03-04
5.	481	Alana Beard	01-02
6.	477	Lexie Brown	17-18
7.	476	Iciss Tillis	02-03
8.	469	Haley Gorecki	18-19
9.	438	Chris Moreland	85-86
10.	436	Iciss Tillis	01-02

3-PT FIELD GOAL PERCENTAGE

RANK	PCT.	PLAYER	YEAR
1.	.539	Jenni Kraft	88-89
2.	.481	Tricia Liston	13-14
3.	.474	Vicki Krapohl	01-02
4.	.474	Haley Peters	12-13
5.	.473	Naz Medhanie	96-97
6.	.467	Elizabeth Balogun	22-23
7.	.465	Tricia Liston	12-13
8.	.465	Krista Gingrich	01-02
9.	.460	Tricia Liston	11-12
10.	.459	Karima Christmas	08-09

TOTAL REBOUNDS

RANK	TOTAL	PLAYER	YEAR
1.	354	Chris Moreland	85-86
2.	343	Chris Moreland	87-88
3.	300	Krystal Thomas	10-11
4.	294	Chris Moreland	86-87
5.	288	Elizabeth Williams	14-15
6.	278	Chante Black	08-09
7.	273	Haley Peters	12-13
8.	273	Iciss Tillis	02-03
9.	271	Iciss Tillis	01-02
10.	271	Azurá Stevens	14-15

INDIVIDUAL SEASON RECORDS

REBOUNDS PER GAME

RANK	AVG.	PLAYER	YEAR
1.	12.3	Chris Moreland	87-88
2.	11.8	Chris Moreland	85-86
3.	10.7	Barb Krause	78-79
4.	10.5	Chris Moreland	86-87
5.	9.7	Barb Krause	80-81
6.	9.6	Azurá Stevens	15-16
	9.6	Tracey Christopher	88-89
8.	9.5	Chris Moreland	84-85
9.	9.3	Barb Krause	79-80
10.	9.0	Elizabeth Williams	14-15

BLOCKS

RANK	TOTAL	PLAYER	YEAR
1.	151	Alison Bales	06-07*
2.	134	Alison Bales	04-05
3.	120	Alison Bales	05-06
4.	116	Elizabeth Williams	11-12
5.	108	Elizabeth Williams	13-14
6.	107	Elizabeth Williams	12-13
7.	95	Elizabeth Williams	14-15

10+ REBOUND GAMES

RANK	TOTAL	PLAYER	YEAR
1.	23	Chris Moreland	87-88
2.	22	Chris Moreland	85-86
3.	16	Chris Moreland	86-87
4.	14	Azurá Stevens	15-16
	14	Traci Christopher	88-89
6.	13	Haley Peters	12-13
	13	Barb Krause	79-80
8.	12	Elizabeth Williams	14-15
	12	Azurá Stevens	14-15
10.	11 (3x)	Krystal Thomas (most recent)	10-11

OFFENSIVE REBOUNDS

RANK	TOTAL	PLAYER	YEAR
1.	154	Chris Moreland	85-86
2.	143	Chris Moreland	87-88
3.	138	Chris Moreland	84-85
4.	130	Elizabeth Williams	12-13
5.	125	Elizabeth Williams	14-15
6.	122	Barb Krause	80-81
7.	121	Elizabeth Williams	13-14
8.	120	Azurá Stevens	14-15
	120	Krystal Thomas	10-11
	120	Jennifer Chesnut	81-82

STEALS

RANK	TOTAL	PLAYER	YEAR
1.	122	Lexie Brown	17-18
2.	114	Alana Beard	01-02
3.	106	Alana Beard	00-01
4.	104	Alana Beard	02-03
5.	100	Jasmine Thomas	09-10
6.	96	Lexie Brown	16-17
7.	93	Chelsea Gray	11-12
8.	89	Chelsea Gray	12-13
9.	85	Jasmine Thomas	10-11
	85	Abby Waner	06-07

ASSIST/TURNOVER RATIO

RANK	AVG.	PLAYER	YEAR
1.	2.67 (80/30)	Vicki Krapohl	03-04
2.	2.22 (122/55)	Chelsea Gray	13-14
3.	2.21 (168/76)	Lindsey Harding	03-04
4.	2.18 (140/64)	Hilary Howard	97-98
5.	2.14 (94/44)	Vicki Krapohl	01-02
6.	2.12 (91/43)	Hilary Howard	95-96
7.	2.10 (124/59)	Lindsey Harding	02-03
8.	2.06 (136/66)	Chelsea Gray	12-13
9.	2.00 (116/58)	Kyra Lambert	16-17
10.	1.94 (122/73)	Jessica Foley	04-05

DEFENSIVE REBOUNDS

RANK	TOTAL	PLAYER	YEAR
1.	213	Alison Bales	06-07
2.	205	Iciss Tillis	01-02
3.	200	Barb Krause	79-80
	200	Barb Krause	78-79
	200	Chris Moreland	87-88
	200	Jennifer Chesnut	83-84
	200	Chris Moreland	85-86
8.	194	Chris Moreland	86-87
9.	190	Haley Gorecki	18-19
10.	185	Iciss Tillis	02-03

DOUBLE-DOUBLES

RANK	TOTAL	PLAYER	YEAR
1.	24	Chris Moreland,	85-86
2.	23	Chris Moreland	87-88
3.	16	Chris Moreland	86-87
4.	14	Azurá Stevens	15-16
5.	13	Barb Krause	79-80
6.	12	Katie Meier	89-90
7.	11	Iciss Tillis	02-03
	11	Sue Harnett	90-91
9.	10 (6x)	E. Williams / A. Stevens (most recent)	14-15

MINUTES

RANK	TOTAL	PLAYER	YEAR
1.	1172	Jasmine Thomas,	10-11
2.	1171	Rebecca Greenwell	14-15
3.	1168	Jasmine Thomas	09-10
4.	1165	Lexie Brown	17-18
5.	1164	Alana Beard	01-02
6.	1163	Wanisha Smith	04-05
7.	1161	Alana Beard	02-03
8.	1153	Lexie Brown	16-17
9.	1151	Kira Orr	95-96
10.	1143	Rebecca Greenwell	16-17

ASSISTS

RANK	TOTAL	PLAYER	YEAR
1.	201	Chelsea Gray	11-12
2.	170	Kira Orr	95-96
3.	168	Lindsey Harding	03-04
4.	156	Lindsey Harding	05-06
5.	154	Alana Beard	01-02
	154	Wanisha Smith	04-05
7.	153	Hilary Howard	98-99
8.	149	Hilary Howard	96-97
9.	148	Alexis Jones	13-14
10.	146 (2x)	Lexie Brown (most recent)	17-18

20-PT GAMES

RANK	TOTAL	PLAYER	YEAR
1.	23	Alana Beard	02-03
	23	Chris Moreland	85-86
3.	19	Alana Beard	03-04
	19	Chris Moreland	86-87
5.	18	Alana Beard	01-02
6.	16	Lexie Brown	17-18
	16	Lexie Brown	16-17
	16	Tricia Liston	13-14
9.	14	Katie Meier	89-90
	14	Sue Harnett	88-89

MINUTES PER GAME

RANK	AVG.	PLAYER	YEAR
1.	36.5	Haley Gorecki	19-20
2.	36.0	Haley Gorecki	18-19
	36.0	Katie Meier	89-90
4.	35.5	Leigh Morgan	89-90
5.	35.3	Lexie Brown	17-18
6.	34.9	Kira Orr	95-96
7.	34.6	Jo Harlow	83-84
8.	34.4	Rebecca Greenwell	14-15
9.	34.3	Hilary Howard	96-97
10.	33.9 (2x)	Lexie Brown (most recent)	16-17

INDIVIDUAL SEASON RECORDS

CONSECUTIVE 20-PT GAMES

RANK	TOTAL	PLAYER	YEAR
1.	8	Alana Beard	02-03
	8	Alana Beard	01-02
3.	6	Tricia Liston	13-14
	6	Alana Beard	03-04
5.	5	Lexie Brown	17-18
	5	Alana Beard	02-03
7.	4	Lexie Brown	16-17
	4	Sheana Mosch	00-01
	4	Payton Black	96-97

30-PT GAMES

RANK	TOTAL	PLAYER	YEAR
1.	3	Lexie Brown	17-18
	3	Chris Moreland	85-86
3.	2	Rebecca Greenwell	16-17
	2	Azurá Stevens	15-16
	2	Monique Currie	04-05
	2	Alana Beard	01-02/03-04
	2	Tyish Hall	95-96
	2	Alison Day	94-95
	2	Kira Orr	94-95
	2	Sue Harnett	88-89
	2	Chris Moreland	84-85

STARTS

RANK	TOTAL	PLAYER	YEAR
1.	37	Alana Beard	02-03
	37	Vickie Krapohl	02-03
	37	Iciss Tillis	02-03
	37	Lindsey Harding	02-03
	37	Sheana Mosch	02-03
	37	Wynter Whitley	02-03
7.	36	Mistie Bass	04-05
	36	Joy Cheek	09-10
	36	Monique Currie	04-05
	36	Hilary Howard	98-99

GAMES PLAYED

RANK	TOTAL	PLAYER	YEAR
1.	37	Alana Beard	02-03
	37	Vicki Krapohl	02-03
	37	Iciss Tillis	02-03
4.	36	Mistie Bass	04-05
	36	Joy Cheek	09-10
	36	Monique Currie	04-05
	36	Hilary Howard	98-99
	36	Alexis Jones	12-13
	36	Michele Matyasovsky	02-03
	36	Haley Peters	12-13

FASTEST TO 1,000 POINTS (FEWEST GAMES)

RANK	TOTAL	PLAYER
1.	50	Chris Moreland
2.	53	Lexie Brown
3.	56	Alana Beard
4.	62	Katie Meier
5.	67	Rebecca Greenwell
6.	69	Elizabeth Williams
7.	73	Sue Harnett
8.	74	Monique Currie
9.	76	Stacy Hurd
10.	77	Haley Gorecki

FRESHMAN SEASON RECORDS

POINTS

RANK	TOTAL	PLAYER	YEAR
1.	509	Alana Beard	00-01~
2.	502	Monique Currie	01-02
3.	476	Rebecca Greenwell	14-15~
4.	466	Azurá Stevens	14-15
5.	461	Elizabeth Williams	11-12~
6.	439	Chris Moreland	84-85
7.	438	Katie Meier	85-86
8.	394	Wanisha Smith	04-05
9.	381	Jenni Kraft	88-89
10.	368	Shayeann Day-Wilson	21-22~
11.	350	Payton Black	95-96

FIELD GOAL PERCENTAGE

RANK	PCT.	PLAYER	YEAR
1.	.603	Oderah Chidom	13-14~
2.	.600	Rochelle Parent	97-98
3.	.591	Tyish Hall	93-94
4.	.571	Payton Black	95-96
5.	.566	Chris Moreland	84-85~
6.	.558	Brittany Hunter	03-04
7.	.554	Delaney Thomas	23-24
8.	.549	Jadyn Donovan	23-24
9.	.542	Leaonna Odom	16-17
10.	.527	Chante Black	04-05

FREE THROWS

RANK	TOTAL	PLAYER	YEAR
1.	138	Monique Currie	01-02~
2.	113	Chris Moreland	84-85~
3.	111	Alana Beard	00-01~
4.	102	Katie Meier	85-86
5.	90	Rebecca Greenwell	14-15~
	90	Jenni Kraft	88-89
7.	88	Elizabeth Williams	11-12~
8.	86	Payton Black	95-96
9.	85	Wanisha Smith	04-05
10.	84	Wynter Whitley	01-02

POINTS PER GAME

RANK	AVG.	PLAYER	YEAR
1.	17.6	Chris Moreland	84-85~
2.	17.0	Alana Beard	00-01~
3.	16.6	Tara McCarthy	77-78~
4.	14.6	Katie Meier	85-86
5.	14.3	Monique Currie	01-02
6.	14.1	Azurá Stevens	14-15
7.	14.0	Rebecca Greenwell	14-15
	14.0	Elizabeth Williams	11-12~
9.	13.6	Jenni Kraft	88-89
10.	13.0	Stacy Hurd	80-81~

3-PT FIELD GOALS

RANK	TOTAL	PLAYER	YEAR
1.	73	Miela Goodchild	18-19~
2.	72	Rebecca Greenwell	14-15
3.	50	Abby Waner	05-06
4.	43	Shayeann Day-Wilson	21-22
5.	41	Wanisha Smith	04-05
	41	Jenni Kraft	88-89~
7.	37	Georgia Schweitzer	97-98
8.	36	Dana McDonald	89-90
9.	33	Laura Kurz	04-05
	33	Chelsea Gray	10-11

FREE THROW ATTEMPTS

RANK	TOTAL	PLAYER	YEAR
1.	179	Monique Currie	01-02~
2.	160	Chris Moreland	84-85~
3.	145	Elizabeth Williams	11-12~
4.	141	Alana Beard	00-01~
5.	138	Katie Meier	85-86
6.	133	Payton Black	95-96~
7.	118	Wanisha Smith	04-05
	118	Wynter Whitley	01-02
9.	117	Shayeann Day-Wilson	21-22~
10.	114	Rebecca Greenwell	14-15

FIELD GOALS

RANK	TOTAL	PLAYER	YEAR
1.	194	Azurá Stevens	14-15
	194	Alana Beard	00-01
3.	186	Elizabeth Williams	11-12
4.	178	Monique Currie	01-02
5.	168	Katie Meier	85-86
6.	163	Chris Moreland	84-85
7.	157	Rebecca Greenwell	14-15
8.	138	Stacey Hurd	80-81
9.	134	Wanisha Smith	04-05
10.	132	Payton Black	95-96

3-PT FIELD GOAL ATTEMPTS

RANK	TOTAL	PLAYER	YEAR
1.	202	Rebecca Greenwell	14-15
2.	164	Miela Goodchild	18-19~
3.	131	Abby Waner	05-06
4.	128	Shayeann Day-Wilson	21-22
5.	104	Georgia Schweitzer	97-98
6.	100	Wanisha Smith	04-05
7.	98	Dana McDonald	89-90
8.	97	Jasmine Thomas	07-08
9.	89	Oluchi Okananwa	23-24
10.	86	Jessica Foley	02-03

FREE THROW PERCENTAGE

RANK	PCT.	PLAYER	YEAR
1.	.900	Jenni Kraft	88-89~
2.	.871	Miela Goodchild	18-19~
3.	.812	Sheana Mosch	99-00~
4.	.805	Chelsea Gray	10-11~
5.	.795	Alexis Jones	12-13
6.	.789	Rebecca Greenwell	14-15~
7.	.787	Alana Beard	00-01
8.	.786	Bridgette Mitchell	06-07
9.	.771	Monique Currie	01-02
10.	.765	Lindsey Harding	02-03

FIELD GOAL ATTEMPTS

RANK	TOTAL	PLAYER	YEAR
1.	396	Rebecca Greenwell	14-15
2.	383	Elizabeth Williams	11-12
3.	379	Azurá Stevens	14-15
	379	Alana Beard	00-01
5.	360	Monique Currie	01-02
6.	339	Katie Meier	85-86
7.	324	Shayeann Day-Wilson	21-22~
8.	319	Jasmine Thomas	07-08
9.	312	Wanisha Smith	04-05
10.	297	Alexis Jones	12-13

3-PT FIELD GOAL PERCENTAGE

RANK	PCT.	PLAYER	YEAR
1.	.539	Jenni Kraft	88-89~
2.	.452	Laura Kurz	04-05~
3.	.445	Miela Goodchild	18-19~
4.	.419	Robin Baker	88-89
5.	.417	Nazrawit Medhanie	95-96
	.417	Shay Selby	08-09
7.	.414	Lauren Rice	96-97
8.	.410	Wanisha Smith	04-05
9.	.400	Kathleen Scheer	08-09
10.	.403	Krista Gingrich	98-99

TOTAL REBOUNDS

RANK	TOTAL	PLAYER	YEAR
1.	271	Azurá Stevens	14-15
2.	260	Chante Black	04-05~
3.	259	Elizabeth Williams	11-12~
3.	238	Chris Moreland	84-85
4.	209	Oluchi Okananwa	23-24
	209	Monique Currie	01-02
6.	194	Jadyn Donovan	23-24
7.	188	Iceiss Tillis	00-01
8.	187	Rebecca Greenwell	14-15
9.	175	Allison Vernerey	09-10
10.	174	Stacy Hurd	80-81

FRESHMAN SEASON RECORDS

REBOUNDS PER GAME

RANK	AVG.	PLAYER	YEAR
1.	9.5	Chris Moreland	84-85~
2.	8.2	Azurá Stevens	14-15
3.	7.8	Elizabeth Williams	11-12~
4.	7.6	Chante Black	04-05~
5.	6.9	Stacy Hurd	80-81
6.	6.1	Oluchi Okananwa	23-24
7.	6.0	Monique Currie	01-02
8.	5.8	Sue Harnett	86-87
9.	5.7	Jadyn Donovan	23-24
	5.7	Leslie Earnhardt	78-89

OFFENSIVE REBOUNDS

RANK	TOTAL	PLAYER	YEAR
1.	120	Azurá Stevens	14-15
2.	118	Elizabeth Williams	11-12
3.	97	Chante Black	04-05
4.	84	Monique Currie	01-02
5.	79	Oluchi Okananwa	23-24
6.	75	Leaonna Odom	16-17
7.	70	Bridgette Mitchell	06-07
8.	68	Allison Vernerey	09-10
	68	Mistie Bass	02-03
10.	65	Jadyn Donovan	23-24

DEFENSIVE REBOUNDS

RANK	TOTAL	PLAYER	YEAR
1.	163	Chante Black	04-05
2.	151	Azurá Stevens	14-15
3.	141	Rebecca Greenwell	14-15
	141	Elizabeth Williams	11-12
5.	138	iciss Tillis	00-01
6.	130	Oluchi Okananwa	23-24
7.	129	Jadyn Donovan	23-24
8.	125	Monique Currie	01-02
9.	124	Wynter Whitley	01-02
10.	108	Alexis Jones	12-13

ASSISTS

RANK	TOTAL	PLAYER	YEAR
1.	154	Wanisha Smith	04-05~
2.	144	Alexis Jones	12-13
3.	124	Lindsey Harding	02-03~
4.	113	Alana Beard	00-01
5.	112	Abby Waner	05-06
6.	107	Shayeann Day-Wilson	21-22~
7.	101	Robin Baker	88-89
8.	96	Angela Salvadores	15-16
9.	93	Patti Thomasson	79-80
10.	91	Hilary Howard	95-96

BLOCKS

RANK	TOTAL	PLAYER	YEAR
1.	116	Elizabeth Williams	11-12~
2.	68	Sarah Sullivan	82-83
3.	46	Chante Black	04-05
4.	42	Onome Akinbode-James	18-19
5.	40	Jadyn Donovan	23-24
	40	Jade Williams	17-18
	40	iciss Tillis	00-01
8.	37	Sue Harnett	86-87
9.	35	Krystal Thomas	07-08
10.	33	Brittany Hunter	03-04

STEALS

RANK	TOTAL	PLAYER	YEAR
1.	106	Alana Beard	00-01~
2.	68	Lindsey Harding	02-03
3.	66	Rebecca Greenwell	14-15
	66	Chelsea Gray	10-11
5.	65	Abby Waner	05-06
6.	63	Alexis Jones	12-13
7.	61	Wanisha Smith	04-05
8.	58	Katie Meier	85-86~
9.	54	iciss Tillis	00-01
10.	53	Chloe Wells	10-11

MINUTES

RANK	TOTAL	PLAYER	YEAR
1.	1171	Rebecca Greenwell	14-15
2.	1163	Wanisha Smith	04-05
3.	1049	Alexis Jones	12-13
4.	1008	Elizabeth Williams	11-12
5.	971	Monique Currie	01-02
6.	958	Lindsey Harding	02-03
7.	950	Azurá Stevens	14-15
8.	926	Miela Goodchild	18-19
9.	893	Alana Beard	00-01
10.	884	Jasmine Thomas	07-08

MINUTES PER GAME

RANK	AVG.	PLAYER	YEAR
1.	34.4	Rebecca Greenwell	14-15
2.	33.0	Robin Baker	04-05
3.	32.3	Wanisha Smith	04-05
4.	30.9	Miela Goodchild	18-19
5.	30.5	Elizabeth Williams	11-12
6.	29.8	Alana Beard	00-01
7.	29.1	Alexis Jones	12-13
8.	28.3	Hilary Howard	95-96
9.	27.8	Shayeann Day-Wilson	21-22
10.	27.7	Monique Currie	01-02

20-PT GAMES

RANK	TOTAL	PLAYER	YEAR
1.	10	Alana Beard	00-01
	10	Chris Moreland	84-85
3.	7	Rebecca Greenwell	14-15
	7	Monique Currie	01-02
5.	5	Azurá Stevens	14-15
	5	Jenni Kraft	88-89
	5	Tara McCarthy	77-78
8.	4	Shayeann Day-Wilson	21-22
	4	Dana McDonald	89-90
	4	Katie Meier	85-86

30-PT GAMES

RANK	TOTAL	PLAYER/OPPONENT	DATE
1.	33	Alana Beard at Maryland	1-14-01
2.	31	Chris Moreland at UNC Wilmington	2-23-85
	31	Stacy Hurd vs. WFU	12-8-80
4.	30	Monique Currie vs. UNC	3-4-02
	30	Chris Moreland vs. N.C. Central	11-20-84

DOUBLE-DOUBLES

RANK	TOTAL	PLAYER	YEAR
1.	10	Azurá Stevens	14-15
	10	Chris Moreland	84-85
3.	9	Monique Currie	01-02
4.	7	Elizabeth Williams	11-12~
5.	5	Rebecca Greenwell	14-15
	5	Chante Black	04-05
7.	4	Sue Harnett	86-87
8.	3	Oluchi Okananwa	23-24
	3	Stacy Hurd	80-81
10.	2 (5x)	Leaonna Odom (most recent)	16-17

DOUBLE FIGURE SCORING

RANK	TOTAL	PLAYER	YEAR
1.	28	Rebecca Greenwell	14-15~
	28	Azurá Stevens	14-15~
3.	27	Elizabeth Williams	11-12~
4.	26	Monique Currie	01-02
	26	Alana Beard	00-01
6.	25	Katie Meier	85-86
7.	23	Chris Moreland	84-85~
8.	22	Shayeann Day-Wilson	21-22~
	22	Wanisha Smith	04-05
10.	19 (3x)	Chelsea Gray (most recent)	10-11

DOUBLE FIGURE REBOUNDS

RANK	TOTAL	PLAYER	YEAR
1.	12	Azurá Stevens	14-15~
2.	11	Chante Black	04-05
3.	10	Chris Moreland	84-85
4.	9	Monique Currie	01-02
5.	8	Elizabeth Williams	11-12~
6.	5	Rebecca Greenwell	14-15
7.	4 (6x)	Oluchi Okananwa (most recent)	23-24

DOUBLE FIGURE ASSISTS

RANK	TOTAL	PLAYER	YEAR
1.	2	Patti Thomasson	79-80
2.	1	Alexis Jones	12-13
	1	Abby Waner	05-06
	1	Krista Gingrich	98-99

CONSECUTIVE DOUBLE FIGURE SCORING GAMES

RANK	TOTAL	PLAYER	YEAR
1.	19	Elizabeth Williams	11-12
2.	17	Katie Meier	85-86

DOUBLE-DOUBLE IN 1ST GAME

PLAYER	OPPONENT	STAT LINE	DATE
Chris Moreland	N.C. Central	30 pts-13 reb	11-20-84
Monique Currie	Texas Tech	17 pts-10 reb	11-11-01
Bridgette Mitchell	Northeastern	18 pts-13 reb	11-11-06
Joy Cheek	Northeastern	12 pts-11 reb	11-11-06
Rebecca Greenwell	Alabama	17 pts-10 reb	11-16-14
Azurá Stevens	Alabama	10 pts-10 reb	11-16-14
Oluchi Okananwa	Richmond	22 pts-12 reb	11-4-23

EARLIEST TO START 1ST GAME

RANK	PLAYER/OPPONENT	DATE
1st game	Patti Thomason at Virginia	11-24-79
	Ada Headly at St. Joseph's	11-21-80
	Stacy Hurd at St. Joseph's	11-21-80
	Sara Sullivan vs. E.Kentucky	11-26-82
	Connie Goins vs. E. Kentucky	11-26-82
	Chris Moreland vs. N.C. Central	11-20-84
	Sue Harnett vs. Florida	11-28-86
	Jenni Kraft vs. E. Washington	11-25-88
	Robin Baker vs. E. Washington	11-25-88
	Shannon Wills vs. Xavier	12-28-90
	Alison Day vs. UNCW	12-1-92
	Nazrawit Medhanie vs. VCU	11-15-95
	Missy West at UNC Asheville	11-23-96
	Georgia Schweitzer vs. Florida State	1-16-98
	Michele Matyasovsky vs. Vanderbilt	11-24-99
	Alana Beard vs. UCLA	11-10-00
	Iciss Tillis vs. UCLA	11-10-00
	Wynter Whitley vs. Texas Tech	11-11-01
	Chante Black vs. Davidson	11-12-04
	Abby Waner at Penn State	11-18-05
	Chloe Wells vs. BYU	11-13-10
	Elizabeth Williams at BYU	11-11-11
	Alexis Jones vs. Presbyterian	11-17-12
	Rebecca Greenwell at Alabama	11-16-14
	Sierra Calhoun at Alabama	11-16-14
	Kyra Lambert at Penn	11-13-15
	Crystal Primm at Penn	11-13-15
	Mikayla Boykin at GCU	11-12-17
	O. Akinbode-James at Northwestern	11-11-18
	V. de Jesus vs. Longwood	11-25-20
	Jadyn Donovan vs. Richmond	11-6-23

INDIVIDUAL CAREER RECORDS

POINTS

RANK	TOTAL	PLAYER	YEARS
1.	2,687	Alana Beard	01-04
2.	2,232	Chris Moreland	85-88
3.	2,122	Monique Currie	02-06
4.	1,955	Elizabeth Williams	12-15
5.	1,874	Rebecca Greenwell	15-18
6.	1,785	Sue Harnett	88-91
7.	1,761	Katie Meier	87-90
8.	1,712	Iciss Tillis	01-04
9.	1,704	Jasmine Thomas	08-11
10.	1,664	Tricia Liston	11-14

FIELD GOAL PERCENTAGE (2-YEAR MIN.)

RANK	PCT.	PLAYER	YEARS
1.	.630	Tyish Hall	94-97
2.	.599	Michele Van Gorp	98-99
3.	.580	Rochelle Parent	98-01
4.	.572	Chris Moreland	85-88
5.	.567	Mistie Bass	03-06
6.	.554	Oderah Chidom	14-17
7.	.545	Payton Black	96-99
8.	.543	Carrem Gay	06-09
9.	.537	Ali Day	93-96
10.	.537	Barb Krause	79-81

FREE THROWS

RANK	TOTAL	PLAYER	YEARS
1.	582	Alana Beard	01-04*
2.	576	Chris Moreland	85-88
3.	538	Monique Currie	02-06
4.	447	Katie Meier	87-90
5.	372	Elizabeth Williams	12-15
6.	346	Sheana Mosch	00-03
7.	334	Haley Gorecki	16-20
8.	331	Sue Harnett	88-91
9.	308	Chante Black	05-09
10.	300	Monika Kost	88-92

POINTS PER GAME (2-YEAR MIN.)

RANK	AVG.	PLAYER	YEARS
1.	20.1	Chris Moreland	85-88
2.	19.8	Alana Beard	01-04
3.	18.9	Lexie Brown	18-19
4.	16.2	Azurá Stevens	15-16
	16.2	Katie Meier	86-90
6.	15.3	Sue Harnett	88-91
7.	15.2	Monique Currie	02-06
8.	14.9	Rebecca Greenwell	15-18
9.	14.4	Elizabeth Williams	12-15
10.	14.3	Haley Gorecki	16-20

3-PT FIELD GOALS

RANK	TOTAL	PLAYER	YEARS
1.	301	Rebecca Greenwell	15-18
2.	252	Tricia Liston	11-14
3.	222	Abby Waner	06-09
4.	202	Georgia Schweitzer	98-01
5.	180	Jasmine Thomas	08-11
6.	175	Jessica Foley	03-06
7.	171	Vicki Krapohl	01-04
8.	170	Haley Gorecki	16-20
9.	159	Jennifer Scanlon	93-96
10.	142	Lexie Brown	17-18

FREE THROW ATTEMPTS

RANK	TOTAL	PLAYER	YEARS
1.	868	Chris Moreland	85-88
2.	752	Alana Beard	01-04
3.	688	Monique Currie	02-06
4.	624	Katie Meier	86-90
5.	601	Elizabeth Williams	12-15
6.	484	Sue Harnett	88-91
7.	474	Monika Kost	88-92
8.	459	Mistie Bass	03-06
9.	451	Chante Black	05-09
10.	443	Payton Black	96-99

FIELD GOALS

RANK	TOTAL	PLAYER	YEARS
1.	1,005	Alana Beard	01-04
2.	828	Chris Moreland	85-88
3.	791	Elizabeth Williams	12-15
4.	749	Monique Currie	02-06
5.	727	Sue Harnett	87-91
6.	673	Iciss Tillis	01-04
7.	653	Katie Meier	86-90
8.	639	Rebecca Greenwell	15-18
9.	629	Jasmine Thomas	08-11
10.	599	Leaonna Odom	17-20

3-PT FIELD GOAL ATTEMPTS

RANK	TOTAL	PLAYER	YEARS
1.	755	Rebecca Greenwell	15-18
2.	691	Abby Waner	06-09
3.	549	Tricia Liston	11-14
4.	538	Jasmine Thomas	08-11
5.	526	Haley Gorecki	16-20
6.	504	Georgia Schweitzer	98-01
7.	490	Jessica Foley	03-06
8.	420	Jennifer Scanlon	93-96
9.	416	Kira Orr	94-97
10.	403	Vicki Krapohl	01-04

FREE THROW PERCENTAGE (2-YEAR MIN./100 ATTEMPTS)

RANK	PCT.	PLAYER	YEARS
1.	.880	Nicole Erickson	98-99
2.	.875	Lexie Brown	17-18
3.	.856	Tricia Liston	11-14
4.	.821	Jessica Foley	03-06
5.	.819	Rebecca Greenwell	15-18
6.	.814	Chelsea Gray	11-14
7.	.798	Ali Day	93-96
8.	.794	Kristina Meiman	92-96
	.794	Sheana Mosch	00-03
10.	.792	Alexis Jones	13-14

FIELD GOAL ATTEMPTS

RANK	TOTAL	PLAYER	YEARS
1.	1,906	Alana Beard	01-04
2.	1,674	Jasmine Thomas	08-11
3.	1,592	Monique Currie	02-06
4.	1,575	Elizabeth Williams	12-15
5.	1,537	Iciss Tillis	01-04
6.	1,482	Rebecca Greenwell	15-18
7.	1,448	Chris Moreland	85-88
8.	1,385	Sue Harnett	87-91
9.	1,374	Katie Meier	86-90
10.	1,283	Abby Waner	06-09

3-PT FIELD GOAL PERCENTAGE (2-YEAR MIN./100 ATTEMPTS)

RANK	PCT.	PLAYER	YEARS
1.	.459	Tricia Liston	11-14
2.	.448	Laura Kurz	05-06
3.	.429	Ali Day	93-96
4.	.424	Vicki Krapohl	01-04
5.	.401	Georgia Schweitzer	98-01
6.	.399	Rebecca Greenwell	15-18
7.	.395	Nicole Erickson	98-99
	.395	Kristina Meiman	91-94
9.	.394	Miela Goodchild	19-22
10.	.394	Haley Peters	11-14

REBOUNDS

RANK	TOTAL	PLAYER	YEARS
1.	1229	Chris Moreland	85-88
2.	1078	Elizabeth Williams	12-15
3.	995	Chante Black	05-09
4.	946	Iciss Tillis	01-04
5.	899	Sue Harnett	87-91
6.	874	Monique Currie	02-06
7.	826	Haley Peters	11-14
8.	804	Alison Bales	04-07
9.	800	Mistie Bass	03-06
10.	789	Alana Beard	01-04

INDIVIDUAL CAREER RECORDS

REBOUNDS PER GAME (2-YEAR MIN.)

RANK	AVG.	PLAYER	YEARS
1.	11.1	Chris Moreland	85-88
2.	9.9	Barb Krause	79-81
3.	8.8	Azurá Stevens	15-16
4.	7.9	Elizabeth Williams	12-15
5.	7.7	Sue Harnett	87-91
6.	7.4	Jennifer Chestnut	81-84
7.	7.3	Chante Black	05-09
8.	6.9	iciss Tillis	01-04
9.	6.6	Lisa Warren	77-80
10.	6.5	Carey Kauffman	91-94

BLOCKS

RANK	TOTAL	PLAYER	YEARS
1.	434	Alison Bales	04-07*
2.	426	Elizabeth Williams	12-15
3.	261	Chante Black	05-09
4.	212	Sarah Sullivan	83-87
5.	196	Krystal Thomas	08-11
6.	153	Oderah Chidom	14-17
7.	152	Azurá Stevens	15-16
8.	151	iciss Tillis	01-04
9.	149	Alana Beard	01-04
10.	131	Mistie Bass	03-06

20-PT GAMES

RANK	TOTAL	PLAYER	YEARS
1.	69	Alana Beard	01-04
2.	61	Chris Moreland	85-88
3.	33	Lexie Brown	17-18
4.	32	Katie Meier	86-90
5.	30	Rebecca Greenwell	15-18
6.	29	Monique Currie	02-06
	29	Sue Harnett	87-91
	29	Tricia Liston	10-14
9.	26	Haley Gorecki	16-20
10.	20	Elizabeth Williams	12-15

OFFENSIVE REBOUNDS

RANK	TOTAL	PLAYER	YEARS
1.	535	Chris Moreland	85-88
2.	494	Elizabeth Williams	12-15
3.	386	Chante Black	05-09
4.	385	Sue Harnett	87-91
5.	352	Mistie Bass	03-06
6.	315	Karima Christmas	08-11
7.	308	Monique Currie	02-06
8.	300	Krystal Thomas	07-11
9.	298	Carey Kauffman	92-95
10.	286	Tyish Hall	94-97

STEALS

RANK	TOTAL	PLAYER	YEARS
1.	404	Alana Beard	01-04
2.	313	Abby Waner	06-09
3.	298	Chelsea Gray	11-14
4.	287	Jasmine Thomas	08-11
5.	270	iciss Tillis	01-04
6.	261	Lindsey Harding	03-07
7.	232	Katie Meier	86-90
8.	228	Monique Currie	02-06
9.	223	Maura Hertzog	82-85
10.	218	Lexie Brown	17-18

30-PT GAMES

RANK	TOTAL	PLAYER	YEARS
1.	6	Alana Beard	01-04
2.	5	Chris Moreland	85-88
3.	4	Lexie Brown	17-18
	4	Rebecca Greenwell	15-18
5.	3	Monique Currie	02-06
	3	Sue Harnett	87-91
7.	2	Azurá Stevens	15-16
	2	Tyish Hall	93-97
	2	Kira Orr	94-97
	2	Allison Day	92-96

DEFENSIVE REBOUNDS

RANK	TOTAL	PLAYER	YEARS
1.	694	Chris Moreland	85-88
2.	673	iciss Tillis	01-04
3.	609	Chante Black	05-09
4.	598	Alison Bales	04-07
5.	584	Elizabeth Williams	12-15
6.	566	Monique Currie	02-06
7.	556	Haley Peters	11-14
8.	527	Alana Beard	01-04
9.	522	Barb Krause	79-81
10.	514	Sue Harnett	87-91

DOUBLE FIGURE SCORING GAMES

RANK	TOTAL	PLAYER	YEARS
1.	127	Alana Beard	01-04
2.	118	Monique Currie	02-06
3.	110	Elizabeth Williams	12-15
4.	106	Chris Moreland	85-88
5.	102	Sue Harnett	87-91
6.	100	Rebecca Greenwell	15-18
7.	92	Katie Meier	86-90
8.	88	iciss Tillis	01-04
9.	81	Chante Black	05-09
10.	80	Georgia Schweitzer	98-01

TOTAL WINS

RANK	TOTAL	PLAYER	YEARS
1.	128	Lindsey Harding	03-07
2.	127	Mistie Bass	03-06
3.	124	iciss Tillis	01-04
	124	Sheana Mosch	00-03
5.	123	Alana Beard	01-04
	123	Monique Currie	02-06
7.	122	Alison Bales	04-07
8.	121	Michele Matyasovsky	00-03
	121	Allison Vernerrey	10-13
10.	120	Jessica Foley	03-06

ASSISTS

RANK	TOTAL	PLAYER	YEARS
1.	579	Lindsey Harding	03-07
2.	545	Chelsea Gray	11-14
3.	533	Hilary Howard	96-99
4.	509	Alana Beard	01-04
5.	496	Wanisha Smith	05-08
6.	449	Jasmine Thomas	08-11
7.	445	Kira Orr	94-97
8.	432	Abby Waner	06-09
9.	428	Georgia Schweitzer	98-01
10.	413	Monique Currie	02-06

CONSECUTIVE DOUBLE FIGURE SCORING GAMES

RANK	TOTAL	PLAYER	YEARS
1.	67	Chris Moreland	85-88
2.	40	Alana Beard	01-03
3.	39	Azurá Stevens	14-16
4.	30	Monique Currie	03-05
	30	Sue Harnett	87-89
6.	27	Chante Black	08-09
7.	23	Elizabeth Williams	12-13
8.	22	Katie Meier	86-87

ACC WINS (REGULAR SEASON)

RANK	TOTAL	PLAYER	YEARS
1.	59	iciss Tillis	01-04
2.	57	Sheana Mosch	00-03
	57	Lindsey Harding	03-07
4.	56	Alana Beard	01-04
5.	55	Elizabeth Williams	12-15
	55	Monique Currie	02-06
	55	Mistie Bass	03-06
	55	Michele Matyasovsky	00-03
	55	Vicki Krapohl	01-04
10.	53	Alison Bales	04-07

INDIVIDUAL CAREER RECORDS

DOUBLE-DOUBLES

RANK	TOTAL	PLAYER	YEARS
1.	72	Chris Moreland	85-88
2.	31	Sue Harnett	87-91
3.	29	Elizabeth Williams	12-15
4.	28	Barb Krause	79-81
5.	27	Chante Black	05-09
6.	26	Iciss Tillis	01-04
7.	22	Azurá Stevens	15-16
	22	Monique Currie	02-06
	22	Alana Beard	01-04
10.	20	Carey Kauffman	92-95
	20	Katie Meier	86-90

WIN PERCENTAGE

RANK	PCT.	PLAYER	YEARS
1.	.914 (128-12)	Lindsey Harding	03-07
2.	.907 (117-12)	Alison Bales	04-07
3.	.906 (115-12)	Vicki Krapohl	01-04
4.	.905 (124-13)	Iciss Tillis	01-04
5.	.901 (100-11)	Wynter Whitley	02-05
6.	.897 (122-14)	Alana Beard	01-04
7.	.894 (127-15)	Mistie Bass	03-06
8.	.890 (97-12)	Chelsea Gray	11-14
9.	.889 (121-15)	Michele Matvasovsky	00-03
10.	.888 (120-15)	Jessica Foley	03-06

ASSIST/TURNOVER RATIO

RANK	AVG.	PLAYER	YEARS
1.	2.13 (290/141)	Vicki Krapohl	01-04
2.	1.96 (579/296)	Lindsey Harding	03-07
3.	1.84 (533/289)	Hilary Howard	95-99
4.	1.83 (545/298)	Chelsea Gray	11-14
5.	1.61 (310/193)	Jessica Foley	02-06
6.	1.56 (245/157)	Kyra Lambert	16-20
7.	1.51 (509/337)	Alana Beard	01-04
8.	1.48 (118/80)	Mikayla Boykin	18-21
9.	1.46 (212/145)	Nicole Erickson	97-99
10.	1.43 (277/194)	Lexie Brown	17-18

GAMES PLAYED

RANK	TOTAL	PLAYER	YEARS
1.	142	Mistie Bass	03-06
2.	140	Monique Currie	02-06
	140	Sheana Mosch	00-03
	140	Allison Vernery	10-13
5.	137	Joy Cheek	07-10
	137	Jasmine Thomas	08-11
	137	Iciss Tillis	01-04
8.	136	Alana Beard	01-04
	136	Chante Black	05-09
	136	Tricia Liston	10-14

GAMES STARTED

RANK	TOTAL	PLAYER	YEARS
1.	136	Alana Beard	01-04
2.	132	Elizabeth Williams	12-15
3.	127	Monique Currie	02-06
	127	Iciss Tillis	01-04
5.	123	Rebecca Greenwell	15-18
6.	120	Mistie Bass	03-06
	120	Jasmine Thomas	08-11
8.	119	Wanisha Smith	05-08
9.	118	Lindsey Harding	03-07
	118	Georgia Schweitzer	98-01

CAMERON INDOOR STADIUM RECORDS

YEAR-BY-YEAR WIN-LOSS RECORD

YEAR	W	L	PCT.
1975-76	0	8	.000
1976-77	2	5	.286
1977-78	0	9	.000
1978-79	8	3	.727
1979-80	8	3	.727
1980-81	8	3	.727
1981-82	8	5	.615
1982-83	9	3	.750
1983-84	9	5	.643
1984-85	8	3	.727
1985-86	11	2	.846
1986-87	12	3	.800
1987-88	9	4	.692
1988-89	5	8	.385
1989-90	9	3	.750
1990-91	8	6	.571
1991-92	7	7	.500
1992-93	7	6	.539
1993-94	10	3	.769
1994-95	12	2	.857
1995-96	11	3	.786
1996-97	11	2	.846
1997-98	14	1	.933
1998-99	15	1	.938
1999-00	16	2	.889
2000-01	14	1	.933
2001-02	15	1	.938
2002-03	13	1	.929
2003-04	14	1	.933
2004-05	13	1	.929
2005-06	12	1	.923
2006-07	14	0	1.000
2007-08	10	3	.769
2008-09	14	0	1.000
2009-10	16	1	.941
2010-11	17	0	1.000
2011-12	13	1	.929
2012-13	16	0	1.000
2013-14	13	4	.765
2014-15	17	1	.944
2015-16	11	5	.687
2016-17	17	1	.944
2017-18	16	1	.941
2018-19	9	4	.692
2019-20	12	3	.800
2020-21	3	1	.750
2021-22	8	7	.533
2022-23	14	2	.875
2023-24	14	3	.824
TOTALS	532	143	.788



LARGEST CAMERON INDOOR STADIUM CROWDS

ATTENDANCE	OPPONENT	DATE	RESULT
9,314	North Carolina	2-11-24	W, 68-60 (OT)
9,314	North Carolina	2-26-23	L, 41-45
9,314	North Carolina	3-3-19	W, 62-44
9,314	North Carolina	3-3-19	W, 62-44
9,314	North Carolina	2-25-18	W, 70-54
9,314	North Carolina	3-1-15	W, 81-80
9,314	Connecticut	12-17-13	L, 61-83
9,314	North Carolina	3-3-13	W, 65-58
9,314	North Carolina	2-27-11	W, 66-58
9,314	Connecticut	1-18-10	L, 48-81
9,314	North Carolina	3-1-09	W, 81-79 (OT)
9,314	Maryland	2-17-08	L, 69-76
9,314	North Carolina	2-4-08	L, 76-93
9,314	Tennessee	1-28-08	L, 64-67
9,314	North Carolina	2-25-07	W, 67-62
9,314	Maryland	1-13-07	W, 81-62
9,314	North Carolina	1-29-06	L, 70-74
9,314	Tennessee	1-23-06	W, 75-53
9,314	Tennessee	1-24-04	L, 69-72
9,314	North Carolina	1-11-04	W, 79-57
9,314	North Carolina	2-20-03	W, 97-63
9,314	Connecticut	2-1-03	L, 65-77
8,874	N.C. State	3-2-03	W, 86-60
8,572	North Carolina	2-21-99	W, 88-78
8,257	North Carolina	2-26-01	W, 72-67

A sellout crowd in Cameron Indoor Stadium is 9,314

TOP-10 CAMERON INDOOR STADIUM ATTENDANCE RECORDS (BY AVERAGE)

	TOTAL ATTENDANCE	SEASON	GAMES	AVERAGE
1.	87,931	2007-08	13	6,764
2.	93,174	2008-09	14	6,655
3.	93,554	2003-04	15	6,237
4.	78,948	2005-06	13	6,073
5.	81,921	2006-07	14	5,852
6.	78,072	2002-03	14	5,577
7.	75,054	2011-12	14	5,361
8.	88,667	2010-11	17	5,216
9.	69,526	2004-05	14	4,966
10.	79,328	2012-13	16	4,958

CAMERON INDOOR STADIUM RECORDS



INDIVIDUAL

	DUKE	OPPONENT
Total Points	35 (2x), last - Alana Beard vs. Maryland (1-2-02)	33 (2x), last - Jennie Sims, ODU (11-22-16)
FG Made	16 - Sue Harnett vs. VCU (12-10-88)	14 (2x), last - Tracy Reid, North Carolina (2-21-97)
FG Attempted	25 (2x), last - Sue Harnett vs. VCU (12-10-88)	28 - Andrea Riley, Oklahoma State (11-14-08)
3-Pt. FG Made	8 - Shayeann Day-Wilson vs. Troy (11-28-21)	8 - Kelly Morrone, South Carolina (11-25-01)
FT Made	15 - Nicole Johnson vs. Wake Forest (2-26-92)	14 - Joyce. Pierce, Georgia Tech (1-29-93)
FT Attempted	22 - Tara McCarthy vs. North Carolina (2-24-78)	18 - Deana Tate, Maryland (2-22-86)
Total Rebounds	24 - Barb Krause vs. Catawba (1-10-79)	20 - Robyn Fairbanks, Utah Valley (12-18-07)
Assists	13 - Chelsea Gray vs. Pittsburgh (12-4-11)	12 - Dawn Staley, Virginia (2-11-89)
Blocked Shots	11 - Sarah Sullivan vs. Richmond (1-22-83)	7 (2x), last - Jassany Williams, Auburn (11-18-11)
Steals	10 (2x), last - Celeste Taylor vs. Colorado (3-20-23)	8 (3x), last - Imani Tate, Albany (3-20-15)

TEAM

	DUKE	OPPONENT
Total Points	128 vs. Howard (12-6-02)	107 by Clemson (1-10-92)
FG Made	51 vs. Howard (12-6-02)	44 by NC State (1-10-90)
FG Attempted	97 vs. Morgan State (11-26-93)	84 by Troy (11-24-19)
FG Percentage	.682 vs. Arkansas State (11-25-05)	.655 by Virginia (1-25-94)
3-Pt. FG Made	14 vs. Coastal Carolina (11-9-23)	14 (2x), last by North Carolina (3-1-15)
FT Made	31 vs. Troy (11-24-19)	30 (2x), last by Virginia (2-27-87)
FT Attempted	44 vs. Howard (11-30-87)	45 by NC State (1-21-87)
FT Percentage	1.000 (17-17) vs. Virginia Tech (1-19-17)	1.000 (3x), last by Liberty (12-19-17)
Total Rebounds	69 vs. Buffalo (11-25-14)	57 by Virginia (2-13-93)
Assists	36 vs. UNC Wilmington (12-20-11)	29 by NC State (1-10-90)
Blocked Shots	16 vs. Winthrop (11-15-15)	11 by Auburn (11-18-11)
Steals	31 vs. N.C. Central (12-28-09)	24 by Virginia (1-5-91)
Points in a Half (1st)	65 (3x), last vs. N.C. Central (12-28-10)	52 by Virginia (2-29-97)
Points in a Half (2nd)	70 vs. Stephen F. Austin (11-29-03)	60 by NC State (1-19-88)
Margin of Victory	89 (117-28) vs. N.C. Central (12-28-10)	36 (97-61) by Virginia (2-13-93)

NCAA TOURNAMENT SINGLE GAME RECORDS

POINTS

RANK	TOTAL	PLAYER/OPPONENT	DATE
1.	37	Ali Day vs. Alabama (4OT)	3-18-95
2.	30	Alana Beard vs. Marquette	3-23-04
	30	Kira Orr vs. Alabama (4OT)	3-18-95
4.	29	Jasmine Thomas vs. SDSU	3-27-10
	29	Alana Beard vs. Tennessee	4-6-03
	29	Alana Beard vs. Norfolk State	3-15-02
7.	28	Reigan Richardson at Ohio State	3-24-24
	28	Alana Beard vs. Texas Tech	3-31-03
9.	27	Alana Beard vs. SW Missouri St.	3-24-01
	27	Alana Beard vs. Utah	3-25-03

FIELD GOALS

RANK	TOTAL	PLAYER/OPPONENT	DATE
1.	14	Ali Day vs. Alabama (4OT)	3-18-95
2.	12	Haley Peters at Vanderbilt	3-20-12
	12	Alana Beard vs. Tennessee	4-6-03
	12	Alana Beard vs. Norfolk State	3-15-02
	12	Kira Orr vs. Alabama (4OT)	3-18-95
6.	11	Reigan Richardson at Ohio State	3-24-24
	11	Leaonna Odum vs. Belmont	3-17-18
	11	Alana Beard vs. Marquette	3-23-04
9.	10 (6x)	Reigan Richardson vs. Richmond [▲]	3-22-24

▲ = most recent

FIELD GOAL ATTEMPTS

RANK	TOTAL	PLAYER/OPPONENT	DATE
1.	24	Alana Beard vs. Tennessee	4-6-03
2.	23	Alana Beard vs. TCU	3-17-02
	23	Kira Orr vs. Alabama (4OT)	3-18-95
4.	22	Jasmine Thomas vs. Connecticut	3-29-11
	22	Jasmine Thomas vs. Marist	3-21-11
6.	21	Kira Orr vs. Illinois	3-16-97
7.	20	Chante Black vs. Arizona State	3-25-08
	20	Alana Beard vs. Texas Tech	3-31-03
	20	Iciss Tillis vs. Oklahoma	3-29-02
	20	Ali Day vs. Alabama (4OT)	3-18-95

FIELD GOAL PERCENTAGE (MIN. 10 ATTEMPTS)

RANK	PCT.	PLAYER/OPPONENT	DATE
1.	.833 (10-12)	Alana Beard vs. Utah,	3-25-03
2.	.800 (12-15)	Alana Beard vs. Norfolk State	3-15-02
3.	.750 (12-16)	Haley Peters at Vanderbilt	3-20-12
	.750 (9-12)	Alana Beard vs. S. Carolina	3-25-02
	.750 (9-12)	Alana Beard vs. UW-Milwaukee	3-17-01
	.750 (9-12)	Peppi Browne vs. Arkansas	3-23-98
7.	.727 (8-11)	Michele Van Gorp vs. St. Joseph's	3-15-99
8.	.700 (7-10) (4x)	Tricia Liston vs. Samford [▲]	3-18-12

▲ = most recent

3-PT FIELD GOALS

RANK	TOTAL	PLAYER/OPPONENT	DATE
1.	6	Rebecca Greenwell vs. Albany	3-20-15
	6	Abby Waner vs. Holy Cross	3-18-07
3.	5	Nicole Erickson vs. Louisville	3-16-98
4.	4	Ashlon Jackson vs. Richmond	3-22-24
	4	Rebecca Greenwell vs. Belmont	3-17-18
	4	Lexie Brown vs. Hampton	3-18-17
	4	Tricia Liston vs. Winthrop	3-22-14
	4	Jessica Foley vs. Northwestern St.	3-21-04
	4	Vicki Krapohl vs. Norfolk State	3-15-02
	4	Nicole Erickson vs. Georgia	3-26-99

3-PT ATTEMPTS

RANK	TOTAL	PLAYER/OPPONENT	DATE
1.	13	Kira Orr vs. Illinois,	3-16-97
2.	11	Rebecca Greenwell vs. Belmont	3-17-18
	11	Rebecca Greenwell vs. Albany,	3-20-15
	11	Missy West vs. WKU,	3-20-00
5.	10	Tricia Liston vs. Hampton	3-24-13
6.	9	Abby Waner at Michigan State,	3-24-09
	9	Abby Waner vs. Texas A&M	3-30-08
	9	Jessica Foley vs. Northwestern State	3-21-04
9.	8 (5x)	Tricia Liston vs. Oklahoma St. [▲]	3-26-13

▲ = most recent

FREE THROWS

RANK	TOTAL	PLAYER/OPPONENT	DATE
1.	12	Alana Beard vs. Texas Tech	3-21-03
2.	11	Sheana Mosch vs. WKU	3-20-00
	11	Nicole Erickson vs. ODU	3-20-99
3.	9	Chelsea Gray vs. Stanford	3-26-12
	9	Karima Christmas vs. DePaul	3-27-11
	9	Monique Currie vs. Southern	3-19-06
	9	Sheana Mosch vs. Texas	3-23-02
	9	Monique Currie vs. TCU	3-17-02
8.	8 (4x)	Taina Mair at Ohio State [▲]	3-24-24

▲ = most recent

FREE THROW ATTEMPTS

RANK	TOTAL	PLAYER/OPPONENT	DATE
1.	14	Karima Christmas vs. DePaul	3-27-11
	14	Alana Beard vs. Texas Tech	3-31-03
3.	11	Chante Black vs. Texas A&M	3-20-08
	11	Sheana Mosch vs. WKU	3-20-00
	11	Nicole Erickson vs. ODU	3-20-99
6.	10	Elizabeth Williams vs. Albany	3-20-15
	10	Chante Black vs. Arizona State	3-25-08
	10	Monique Currie vs. Southern	3-19-06
	10	Sheana Mosch vs. Texas	3-23-02
	10	Monique Currie vs. TCU	3-17-02

FREE THROW PERCENTAGE (MIN. 6 ATTEMPTS)

RANK	TOTAL	PLAYER/OPPONENT	DATE
1.	1.000 (11-11)	Sheana Mosch vs. WKU	3-20-00
	1.000 (11-11)	Nicole Erickson vs. ODU	3-20-99
	1.000 (9-9)	Chelsea Gray vs. Stanford	3-26-12
	1.000 (8-8)	Jasmine Thomas vs. SDSU	3-27-10
	1.000 (7-7)	Lexie Brown vs. Oregon	3-20-17
	1.000 (6-6)	Delaney Thomas at Ohio State	3-24-24
	1.000 (6-6)	Rebecca Greenwell vs. Hampton	3-18-17
	1.000 (6-6)	Tricia Liston vs. Samford	3-18-12
	1.000 (6-6)	Haley Peters vs. Samford	3-18-12
	1.000 (6-6)	Monique Currie vs. Georgia	3-26-05
	1.000 (6-6)	Nicole Erickson vs. Cal	3-21-98
	1.000 (6-6)	Ali Day vs. Alabama (4OT)	3-18-95

REBOUNDS

RANK	TOTAL	PLAYER/OPPONENT	DATE
1.	14	Carey Kauffman vs. Alabama (3OT)	3-18-95
2.	13	Haley Peters vs. Oklahoma St.	3-26-13
	13	Karima Christmas vs. Michigan St.	3-24-09
	13	Chante Black vs. Arizona State,	3-25-08
	13	Alison Bales vs. Connecticut,	3-28-06
	13	Mistie Bass vs. Georgia,	3-26-05
	13	Monique Currie vs. Norfolk State,	3-15-02
	13	Tyish Hall vs. Alabama (4OT)	3-18-95
9.	12 (6x)	Elizabeth Williams vs. Albany [▲]	3-20-15

▲ = most recent

ASSISTS

RANK	TOTAL	PLAYER/OPPONENT	DATE
1.	12	Chelsea Gray at Vanderbilt	3-20-12
2.	10	Katie Meier vs. Manhattan	3-11-87
	10	Alexis Jones vs. Hampton	3-24-13
4.	9	Lexie Brown vs. Hampton	3-18-17
	9	Wanisha Smith vs. Holy Cross	3-18-07
	9	Alana Beard vs. Northwestern State	3-21-04
	9	Hilary Howard vs. MTSU	3-14-98
8.	8	Celeste Taylor vs. Colorado	3-20-23
9.	7 (10x)	Shayean Day-Wilson vs. Iona [▲]	3-18-23

▲ = most recent

BLOCKS

RANK	TOTAL	PLAYER/OPPONENT	DATE
1.	9	Elizabeth Williams vs. Albany	3-20-15
2.	8	Alison Bales vs. Connecticut	3-28-06
3.	7	Elizabeth Williams vs. DePaul	3-24-14
4.	6	Alison Bales vs. LSU	4-2-06
	6	Alison Bales vs. USC	3-21-06
	6	Alison Bales vs. Boston College	3-22-05
	6	Alison Bales vs. Canisius	3-20-05
8.	5	Alison Bales vs. Holy Cross	3-18-07
	5	Alison Bales vs. Michigan State	3-26-06
10.	4 (3x)	Alana Beard vs. Texas Tech [▲]	3-31-03

▲ = most recent

NCAA TOURNAMENT SINGLE GAME RECORDS

STEALS

RANK	TOTAL	PLAYER/OPPONENT	DATE
1.	10	Celeste Taylor vs. Colorado	3-20-23
2.	8	Chelsea Gray vs. St. John's	3-24-12
3.	7	Bridgette Mitchell vs. SDSU	3-27-10
	7	Alana Beard vs. UW-Milwaukee	3-17-01
5.	6	Keturah Jackson vs. SDSU	3-27-10
	6	Alana Beard vs. Texas	3-23-02
7.	5 (4x)	Lexie Brown vs Hampton [^]	3-18-17

[^] = most recent

MINUTES

RANK	TOTAL	PLAYER/OPPONENT	DATE
1.	60	Jennifer Scanlon vs. Alabama (40T)	3-18-95
2.	57	Ali Day vs. Alabama (40T)	3-18-95
3.	56	Carey Kauffman vs. Alabama (40T)	3-18-95
4.	51	Kira Orr vs. Alabama (40T)	3-18-95
5.	41	Alison Bales vs. Maryland	4-4-06
	41	Lindsey Harding vs. Connecticut	3-28-06
7.	40 (11x)	Azurá Stevens vs. Mississippi St. [^]	3-22-15

[^] = most recent



TEAM HIGHS & LOWS

		DUKE	OPPONENT
Total Points	High	120 vs. Alabama (40T), 3-18-95	121 by Alabama (40T), 3-18-95
	Low	40 vs. Connecticut, 3-29-11	27 by Southern, 3-19-06
FG Made	High	48 vs. Alabama (40T), 3-18-95	44 by Alabama (40T), 3-18-95
	Low	15 (2x), last vs. Connecticut, 3-29-11	11 by Southern, 3-19-06
FG Attempted	High	93 vs. Alabama (40T), 3-18-95	114 by Alabama (40T), 3-18-95
	Low	44 (2x), last vs. Old Dominion, 3-20-99	42 (2x), last vs. Tennessee-Martin, 3-19-11
FG Percentage	High	.656 at Vanderbilt, 3-20-12	.556 by LSU, 3-25-00
	Low	.231 vs. Baylor, 3-29-10	.182 by Hampton, 3-18-17
3-Pt. FG Made	High	11 vs. Norfolk State, 3-15-02	14 by DePaul, 3-24-14
	Low	0 vs. San Francisco, 3-18-96	0 by Temple, 3-20-07
3-Pt. FG Attempted	High	29 vs. Northwestern State, 3-15-04	52 by Alabama (40T), 3-18-95
	Low	3 vs. LSU, 4-2-06	3 by Texas Tech, 3-31-03
3-Pt. FG Percentage	High	.636 at Vanderbilt, 3-20-12	.500 by Middle Tennessee State, 3-14-98
	Low	.000 vs. San Francisco, 3-18-96	.000 by Temple, 3-20-07
FT Made	High	26 vs. Western Kentucky, 3-20-00	33 by Illinois, 3-16-97
	Low	4 vs. Purdue, 3-28-99	2 (4x), last by Nebraska, 3-31-13
FT Attempted	High	31 (2x), last 31 vs. Minnesota, 3-30-04	40 by Illinois, 3-16-97
	Low	6 (3x), last vs. Tennessee, 4-6-03	2 by Nebraska, 3-31-13
FT Percentage	High	1.000 (16-16) vs. Stanford, 3-26-12	1.000 (2x), last by LSU, 3-22-10
	Low	.444 vs. Mississippi State, 3-22-15	.200 by Georgia State, 3-23-03
Total Rebounds	High	67 vs. Alabama (40T), 3-18-95	59 by Alabama (40T), 3-18-95
	Low	24 vs. Maryland, 3-28-15	14 by Iona, 3-18-23
Assists	High	30 vs. Northwestern State, 3-21-04	22 (2x), last vs. LSU, 3-25-00
	Low	5 vs. LSU, 3-22-10	4 by Hampton, 3-20-10
Blocked Shots	High	12 vs. Texas Tech, 3-31-03	11 by Michigan State, 3-24-09
	Low	0 (4x), last vs. Connecticut, 3-29-11	0 (15x), last by Ohio State, 3-24-24
Steals	High	23 vs. San Diego State, 3-27-10	16 by Albany, 3-20-15
	Low	2 vs. Purdue, 3-28-99	2 by Belmont, 3-17-18
Turnovers	High	26 vs. Marquette, 3-23-04	26 (3x), last by SDSU, 3-27-10
	Low	6 vs. Georgia, 3-29-03	8 (2x), last by Purdue, 3-28-99
Margin of Victory	High	69 (96-27) vs. Southern, 3-19-06	35 (75-40) by Connecticut, 3-29-11
	Low	2 (63-61) vs. Connecticut, 3-28-06	1 (121-120) by Alabama (40T), 3-18-95

POINTS

RANK	TOTAL	PLAYER (YEARS)	GAMES
1.	352	Alana Beard (01-04)	17
2.	290	Monique Currie (02-06)	19
3.	192	Jasmine Thomas (08-11)	13
4.	186	Georgia Schweitzer (98-01)	16
5.	185	Iciss Tillis (01-04)	17
	185	Tricia Liston (11-14)	12
7.	171	Mistie Bass (03-06)	19
8.	166	Alison Bales (04-07)	15
9.	157	Elizabeth Williams (12-15)	13
10.	150	Haley Peters (11-14)	12

REBOUNDS

RANK	TOTAL	PLAYER (YEARS)	GAMES
1.	123	Monique Currie (02-06)	19
2.	119	Mistie Bass (03-06)	19
3.	116	Chante Black (05-09)	15
4.	109	Iciss Tillis (01-04)	17
5.	103	Alana Beard (01-04)	17
6.	98	Elizabeth Williams (12-15)	13
7.	97	Haley Peters (11-14)	14
8.	96	Alison Bales (04-07)	15
9.	81	Lindsey Harding (03-07)	18
10.	75	Georgia Schweitzer (98-01)	16

GAMES PLAYED

RANK	TOTAL	PLAYER	YEARS
1.	19	Mistie Bass	03-06
	19	Monique Currie	02-06
3.	18	Lindsey Harding	03-07
4.	17	Jessica Foley	03-06
	17	Alana Beard	01-04
	17	Iciss Tillis	01-04
7.	16 (6x)	Wanisha Smith [^]	05-08

[^] = most recent

FIELD GOALS

RANK	TOTAL	PLAYER (YEARS)	GAMES
1.	130	Alana Beard (01-04)	17
2.	94	Monique Currie (02-06)	19
3.	73	Iciss Tillis (01-04)	17
4.	70	Mistie Bass (03-06)	19
5.	68	Jasmine Thomas (08-11)	13
6.	65	Elizabeth Williams (12-15)	13
7.	64	Haley Peters (11-14)	14
8.	63	Alison Bales (04-07)	15
	63	Georgia Schweitzer (98-01)	16
	63	Tricia Liston (11-14)	14

ASSISTS

RANK	TOTAL	PLAYER (YEARS)	GAMES
1.	79	Lindsey Harding (03-07)	18
2.	59	Monique Currie (02-06)	19
3.	54	Alana Beard (01-04)	17
4.	48	Wanisha Smith (05-08)	16
5.	45	Jasmine Thomas (08-11)	13
6.	40	Georgia Schweitzer (98-01)	16
7.	34	Sheana Mosch (00-03)	16
8.	33	Nicole Erickson (98-99)	10
	33	Alison Bales (04-07)	15
10.	32	Chelsea Gray (10-14)	8

GAMES STARTED

RANK	TOTAL	PLAYER	YEARS
1.	19	Monique Currie	02-06
2.	18	Lindsey Harding	03-07
3.	17	Alana Beard	01-04
4.	16	Wanisha Smith	05-08
5.	14	Mistie Bass	03-06
	14	Iciss Tillis	01-04
	14	Georgia Schweitzer	98-01
8.	13	Elizabeth Williams	12-15
	13	Alison Bales	04-07
	13	Michele Matyasovsky	99-03

3-PT FIELD GOALS

RANK	TOTAL	PLAYER (YEARS)	GAMES
1.	27	Vicki Krapohl (01-04)	16
2.	25	Tricia Liston (11-14)	14
3.	23	Abby Waner (06-09)	13
4.	21	Rebecca Greenwell (14-18)	8
5.	20	Jessica Foley (03-06)	17
6.	19	Jasmine Thomas (08-11)	13
	19	Georgia Schweitzer (98-01)	16
8.	14	Iciss Tillis (01-04)	17
9.	13	Hilary Howard (96-99)	14
10.	11 (2x)	Monique Currie (02-06) [^]	19

[^] = most recent

BLOCKS

RANK	TOTAL	PLAYER (YEARS)	GAMES
1.	62	Alison Bales (04-07)	15
2.	44	Elizabeth Williams (12-15)	13
3.	23	Alana Beard (01-04)	17
4.	20	Chante Black (05-09)	15
5.	19	Mistie Bass (03-06)	19
6.	14	Iciss Tillis (01-04)	17
7.	12	Krystal Thomas (08-11)	13
8.	11	Michele Matyasovsky (99-03)	16
9.	8	Bridgette Mitchell (06-10)	11
	8	Rochelle Parent (98-01)	12

FREE THROWS

RANK	TOTAL	PLAYER (YEARS)	GAMES
1.	91	Monique Currie (02-06)	19
2.	82	Alana Beard (01-04)	17
3.	41	Georgia Schweitzer (98-01)	16
4.	40	Alison Bales (04-07)	15
5.	38	Sheana Mosch (00-03)	16
6.	37	Jasmine Thomas (08-11)	13
7.	36	Lauren Rice (96-00)	15
8.	35	Lindsey Harding (03-07)	18
9.	32	Karima Christmas (07-11)	12
10.	31	Mistie Bass (03-06)	19

STEALS

RANK	TOTAL	PLAYER (YEARS)	GAMES
1.	47	Alana Beard (01-04)	17
2.	35	Lindsey Harding (03-07)	18
3.	29	Iciss Tillis (01-04)	17
4.	26	Chelsea Gray (10-14)	8
	26	Monique Currie (02-06)	19
6.	25	Wanisha Smith (05-08)	16
7.	24	Abby Waner (06-09)	13
8.	23	Lexie Brown (17-18)	5
	23	Jasmine Thomas (08-11)	13
10.	21	Georgia Schweitzer (98-01)	16

MISCELLANEOUS RECORDS

	SEASON
Most Games Played	37, 2002-03
Most Wins	35, 2002-03
Most Losses	19, 1977-78
Best W/L Percentage	946, 2002-03
Most ACC Wins.....	17, 2012-13+
Most ACC Losses.....	13, 1992-93
Fewest ACC Wins.....	2, 1981-82 & 1988-89
Fewest ACC Losses.....	0, 2001-02, 2002-03, 2006-07+
Best ACC W/L Percentage	1.000 (16-0), 2001-02 & 2002-03, 14-0 in 2006-07+
Most Consecutive Season Wins	30, 2006-07
Most Consecutive Season Losses	14, 1975-76
Most Consecutive ACC Wins.....	42, 2001-04*
Most Consecutive ACC Losses.....	10, 1988-89
Most Consecutive Home Wins	34, Jan. 21, 2010-Jan. 30, 2012
Most Consecutive Away Wins	26, Nov. 18, 2001-Feb. 2, 2004
Most Consecutive Home Losses	9, 1977-78
Most Consecutive Away Losses	7, 1977-78
Largest Average Winning Margin	27.7 (86.0 to 58.2), 2005-06
Largest Winning Margin in ACC Play	+23.9 in 2003-04*
Largest Average Losing Margin	-24.0 (69.6 to 45.6), 1975-76
Best Scoring Defense.....	51.4, 2006-07+
Fewest Points Scored.....	638 (14 games), 1975-76
Best Start	30-0, 2006-07
Undefeated Starts	30-0, 2006-07; 20-0 (3x), last in 2010-11; 12-0, 1987-88
Best ACC Start.....	16-0, 2001-02, 2002-03, 2012-13
Average Assists	20.5 in 2005-06
Average Blocks	7.6 in 2005-06
Most Combined Free Throws Made	52 at Miami, 2-19-06
Most Combined Free Throws Attempted	70 at Miami, 2-19-06
Most Combined 3-Point Field Goals Made	23 (3x), last at Pepperdine, 11-27-16,
Most Combined 3-Point Field Goal Attempts.....	56 vs. Troy, 11-24-19

* ACC Record + Tied ACC Record ^ NCAA Record

SEEING DOUBLE

DOUBLE FIGURE SCORING

Career	127, Alana Beard (01-04)
Season	36, Alana Beard (02-03)
Consecutive	67, Chris Moreland (12-19-85 to 1-19-88)
Consecutive Games with 20+	11, Chris Moreland (12-19-85 to 1-25-86)

DOUBLE FIGURE REBOUNDING

Career	74, Chris Moreland (85-88)
Season	24, Chris Moreland (1985-86, '87-88)
Consecutive	15, Chris Moreland (1-25-86 to 11-29-86)

OTHER

MINUTES PLAYED

Career	4,285, Alana Beard (01-04)
Season	1,172, Jasmine Thomas (10-11)

CONSECUTIVE FREE THROWS MADE

Season	56, Lexie Brown (16-17)
To Start Career	14, Sierra Calhoun (14-15)

MOST POINTS

In A Half	29 (2nd), Alana Beard at Maryland (1-14-01)
Overtime	15, Monique Currie at Miami (2-19-06)

MOST ASSISTS

In A Half	11 (1st), Monique Currie vs. Georgia Tech (2-7-04)
-----------------	--

TRIPLE DOUBLES (8)

HALEY GORECKI

vs. Pittsburgh (2-3-19)	16 pts, 10 rebs, 10 ast
-------------------------------	-------------------------

KA'LIA JOHNSON

at ODU (11-20-14)	18 pts, 11 rebs, 13 ast
-------------------------	-------------------------

ELIZABETH WILLIAMS

at Wake Forest (1-6-12)	18 pts, 16 rebs, 12 blks
-------------------------------	--------------------------

CHELSEA GRAY

at Boston College (1-6-13)	18 pts, 11 rebs, 10 ast
vs. Pittsburgh	14 pts, 11 rebs, 13 ast

JASMINE THOMAS

vs. Marquette (11-27-09)	11 pts, 11 rebs, 12 ast
--------------------------------	-------------------------

MONIQUE CURRIE

vs. Florida State (1-5-06)	21 pts, 12 rebs, 11 ast
----------------------------------	-------------------------

KATIE MEIER

vs. Manhattan (3-11-87)	16 pts, 11 rebs, 10 ast
-------------------------------	-------------------------

Duke became just the fourth school in NCAA history to have two different players notch triple-doubles in the same season -- Central Michigan (2010-11), Georgia State (2009-10), UAB (2001-02)

ALANA BEARD - 2,687 POINTS

YEAR	G-GS	MIN-AVG	FG-FGA	PCT	3P-3PA	PCT	FT-FTA	PCT	REB	AVG	PF-FO	AST	TO	BS	ST	PTS	AVG
2000-01	30-30	893-29.8	194-379	.512	10-51	.196	111-141	.787	136	4.5	86-4	113	81	30	106	509	17.0
2001-02	35-35	1164-33.1	275-481	.572	25-66	.379	119-158	.753	213	6.1	88-2	154	93	25	114	694	19.8
2002-03	37-37	1161-31.4	294-558	.527	24-85	.282	201-259	.776	256	6.9	98-0	110	87	48	104	813	22.0
2003-04	34-34	1067-31.4	242-488	.496	36-115	.313	151-194	.778	184	5.4	74-0	132	76	46	80	671	19.7
Career	136-136	4285-31.5	1005-1906	.527	95-317	.300	582-752	.774	789	5.8	346-6	509	337	149	404	2687	19.8

CHRIS MORELAND - 2,232 POINTS

YEAR	G-GS	MIN-AVG	FG-FGA	PCT	3P-3PA	PCT	FT-FTA	PCT	REB	AVG	PF-FO	AST	TO	BS	ST	PTS	AVG
1984-85	25-25	797-31.9	163-288	.566	----	----	113-160	.706	238	9.5	75-2	32	68	10	18	439	17.6
1985-86	30-29	917-30.6	254-438	.580	----	----	183-267	.685	354	11.8	78-1	20	74	9	25	691	23.0
1986-87	28-27	944-33.7	219-396	.553	----	----	148-222	.667	294	10.5	76-0	39	69	5	24	586	20.9
1987-88	28-28	891-31.8	192-326	.589	0-0	.000	132-219	.603	343	12.3	83-3	28	66	4	27	516	18.4
Career	111-109	3549-32.0	828-1448	.572	0-0	.000	576-868	.664	1229	11.1	312-6	119	277	28	94	2232	20.1

MONIQUE CURRIE - 2,122 POINTS

YEAR	G-GS	MIN-AVG	FG-FGA	PCT	3P-3PA	PCT	FT-FTA	PCT	REB	AVG	PF-FO	AST	TO	BS	ST	PTS	AVG
2001-02	35-22	971-27.7	178-360	.494	8-34	.235	138-179	.771	209	6.0	87-2	90	90	24	50	502	14.3
2002-03	Medical Redshirt																
2003-04	34-34	943-27.7	151-318	.475	10-42	.238	105-139	.755	208	6.1	103-4	101	83	28	53	417	12.6
2004-05	36-36	1127-31.3	218-489	.446	26-82	.317	168-215	.781	254	7.1	85-2	123	109	14	77	630	17.5
2005-06	35-35	972-27.8	202-425	.475	42-100	.420	127-155	.819	203	5.8	83-0	99	69	9	48	573	16.4
Career	140-127	4013-28.7	749-1592	.470	86-258	.333	538-688	.782	874	6.2	358-8	413	351	75	228	2122	15.2

ELIZABETH WILLIAMS - 1,955 POINTS

YEAR	G-GS	MIN-AVG	FG-FGA	PCT	3P-3PA	PCT	FT-FTA	PCT	REB	AVG	PF-FO	AST	TO	BS	ST	PTS	AVG
2011-12	33-33	1008-30.5	186-383	.486	1-2	.500	88-145	.607	259	7.8	78-1	54	101	116	51	461	14.0
2012-13	36-36	1063-29.5	215-423	.508	0-1	.000	116-167	.695	264	7.3	63-0	45	78	107	41	546	15.2
2013-14	35-35	1066-30.5	202-384	.526	0-0	.000	80-142	.563	267	7.6	77-4	76	79	108	45	484	13.8
2014-15	32-32	1025-32.0	188-385	.488	0-0	.000	88-147	.599	288	9.0	10-1	81	92	95	48	464	14.5
Career	136-132	4162-30.6	791-1575	.502	1-3	.333	372-601	.619	1078	7.9	288-6	256	350	426	185	1955	14.4

REBECCA GREENWELL - 1,874 POINTS

YEAR	G-GS	MIN-AVG	FG-FGA	PCT	3P-3PA	PCT	FT-FTA	PCT	REB	AVG	PF-FO	AST	TO	BS	ST	PTS	AVG
2014-15	34-34	1171-34.4	157-396	.396	72-202	.356	90-114	.789	187	5.5	54-1	70	107	8	66	476	14.0
2015-16	30-30	1011-33.7	158-357	.443	73-175	.417	63-81	.778	177	5.9	52-0	63	85	7	45	452	15.1
2016-17	34-34	114-33.6	187-422	.443	83-208	.399	100-114	.877	217	6.4	61-0	83	92	8	53	557	16.4
2017-18	28-25	893-31.9	137-307	.446	73-170	.429	42-51	.824	180	6.4	45-0	44	52	3	51	389	13.9
Career	126-123	4218-33.5	639-1482	.431	301-755	.399	295-361	.817	761	6.0	212-1	260	336	26	215	1874	14.9

SUE HARNETT - 1,785 POINTS

YEAR	G-GS	MIN-AVG	FG-FGA	PCT	3P-3PA	PCT	FT-FTA	PCT	REB	AVG	PF-FO	AST	TO	BS	ST	PTS	AVG
1986-87	29-8	613-21.1	122-248	.492	----	----	46-64	.719	168	5.8	64-0	30	33	37	7	290	10.0
1987-88	28-23	756-27.0	157-316	.497	0-1	.000	74-112	.661	218	7.8	79-3	36	78	36	13	388	12.9
1988-89	27-26	816-30.2	211-393	.537	0-0	.000	104-154	.675	222	8.2	78-1	41	73	21	40	526	19.5
1989-90(RS)	5-5	138-27.6	43-66	.652	0-0	.000	5-11	.455	44	8.8	19-2	3	18	4	4	91	18.2
1990-91	28-28	897-32.0	194-362	.536	0-0	.000	102-143	.713	247	8.8	69-3	54	88	32	22	490	17.5
Career	117-90	3220-27.5	727-1385	.525	0-1	.000	331-484	.684	899	7.7	309-9	164	290	130	86	1785	15.3

KATIE MEIER - 1,761 POINTS

YEAR	G-GS	MIN-AVG	FG-FGA	PCT	3P-3PA	PCT	FT-FTA	PCT	REB	AVG	PF-FO	AST	TO	BS	ST	PTS	AVG
1985-86	30-5	725-24.8	168-339	.496	----	----	102-138	.739	148	4.9	84-4	84	87	11	58	438	14.6
1986-87	29-29	978-33.7	196-408	.480	----	----	98-150	.653	151	5.2	76-3	129	106	11	68	490	16.9
1987-88	22-17	578-26.3	110-237	.464	4-17	.235	80-107	.748	123	5.6	50-1	83	69	15	54	304	13.8
1988-89	Medical Redshirt																
1989-90	28-28	1009-36.0	179-390	.459	4-15	.267	167-229	.729	248	8.9	83-2	113	99	16	52	529	18.9
Career	109-79	3310-30.4	653-1374	.475	8-32	.250	447-624	.716	670	6.1	293-10	409	361	53	232	1761	16.2

1,000-POINT CLUB

ICISS TILLIS - 1,712 POINTS

YEAR	G-GS	MIN-AVG	FG-FGA	PCT	3P-3PA	PCT	FT-FTA	PCT	REB	AVG	PF-FO	AST	TO	BS	ST	PTS	AVG
2000-01	34-25	829-24.4	118-270	.437	27-74	.365	29-40	.725	188	5.5	86-2	60	70	40	54	292	8.6
2001-02	34-33	1032-30.4	197-436	.452	30-89	.337	62-91	.681	271	8.0	91-2	94	99	30	79	486	14.3
2002-03	37-37	1128-30.5	212-476	.445	47-122	.385	64-80	.800	273	7.4	93-3	79	91	38	80	535	14.5
2003-04	32-32	897-28.0	146-355	.411	24-82	.293	83-96	.865	214	6.7	82-3	68	61	43	57	399	12.5
Career	137-127	3886-28.4	673-1537	.438	128-367	.349	238-307	.775	946	6.9	352-10	301	321	151	270	1712	12.5

JASMINE THOMAS - 1,704 POINTS

YEAR	G-GS	MIN-AVG	FG-FGA	PCT	3P-3PA	PCT	FT-FTA	PCT	REB	AVG	PF-FO	AST	TO	BS	ST	PTS	AVG
2007-08	35-20	884-25.3	112-319	.351	24-97	.247	29-48	.604	98	2.8	55-0	82	88	30	52	277	7.9
2008-09	30-38	885-29.5	112-310	.361	28-98	.286	55-74	.743	82	2.7	48-0	98	78	7	50	307	10.2
2009-10	36-36	1168-32.4	206-532	.387	63-177	.356	102-129	.791	153	4.3	63-0	146	115	7	100	577	16.0
2010-11	36-36	1172-32.6	199-513	.388	65-166	.392	80-121	.661	139	3.9	57-0	123	104	20	85	543	15.1
Career	137-120	4109-30.0	629-1674	.376	180-538	.335	266-372	.715	472	3.4	223-0	449	385	64	287	1704	12.4

TRICIA LISTON - 1,664 POINTS

YEAR	G-GS	MIN-AVG	FG-FGA	PCT	3P-3PA	PCT	FT-FTA	PCT	REB	AVG	PF-FO	AST	TO	BS	ST	PTS	AVG
2010-11	32-2	384-12.0	60-131	.458	28-72	.389	29-42	.690	67	2.1	24-0	28	30	2	19	177	5.5
2011-12	33-17	871-26.4	134-276	.486	57-124	.460	72-83	.867	129	3.9	46-0	48	49	1	42	397	12.0
2012-13	36-28	1046-29.1	163-364	.448	80-172	.465	81-87	.931	182	5.1	90-0	52	72	3	35	487	13.5
2013-14	35-35	1098-31.4	209-398	.525	87-181	.481	98-115	.852	183	5.2	58-0	57	81	6	20	603	17.2
Career	136-82	3399-25.0	566-1169	.484	252-549	.459	280-327	.856	561	4.1	177-0	185	232	12	116	1664	12.2

GEORGIA SCHWEITZER - 1,620 POINTS

YEAR	G-GS	MIN-AVG	FG-FGA	PCT	3P-3PA	PCT	FT-FTA	PCT	REB	AVG	PF-FO	AST	TO	BS	ST	PTS	AVG
1997-98	32-15	816-25.5	85-205	.415	37-104	.356	40-54	.741	89	2.8	47-0	73	52	4	41	247	7.7
1998-99	36-32	958-26.6	132-270	.489	40-96	.417	56-83	.675	147	4.1	63-0	103	83	14	35	360	10.0
1999-00	34-34	1069-31.4	187-408	.458	60-149	.403	98-127	.772	136	4.0	42-0	112	83	12	45	532	15.6
2000-01	34-34	1100-32.4	175-365	.479	65-155	.419	66-94	.702	161	4.7	58-0	140	92	11	50	481	14.1
Career	136-115	3943-29.0	579-1248	.464	202-504	.401	260-358	.726	533	3.9	210-0	428	310	41	171	1620	11.9

CHANTE BLACK - 1,438 POINTS

YEAR	G-GS	MIN-AVG	FG-FGA	PCT	3P-3PA	PCT	FT-FTA	PCT	REB	AVG	PF-FO	AST	TO	BS	ST	PTS	AVG
2004-05	34-3	641-18.9	87-165	.527	0-0	.000	36-70	.514	260	7.6	64-0	39	57	46	28	210	6.2
2005-06	34-12	636-18.7	109-202	.540	0-0	.000	49-84	.583	208	6.1	90-1	20	57	65	28	267	7.9
2006-07		Medical Redshirt															
2007-08	35-35	953-27.2	191-364	.525	0-0	.000	112-144	.778	249	7.1	84-1	49	77	81	49	494	14.1
2008-09	33-33	949-28.8	178-366	.486	0-3	.000	111-153	.725	278	8.4	75-3	49	85	69	47	467	14.2
Career	136-83	3179-23.4	565-1097	.515	0-3	.000	308-451	.683	995	7.3	313-5	157	276	261	152	1438	10.6

MISTIE BASS - 1,409 POINTS

YEAR	G-GS	MIN-AVG	FG-FGA	PCT	3P-3PA	PCT	FT-FTA	PCT	REB	AVG	PF-FO	AST	TO	BS	ST	PTS	AVG
2002-03	37-15	594-16.1	89-181	.492	0-0	.000	78-115	.678	138	3.7	76-2	28	38	26	24	256	6.9
2003-04	34-34	776-22.8	132-216	.611	0-0	.000	77-122	.631	182	5.4	84-0	26	51	42	31	341	10.0
2004-05	36-36	975-27.1	176-327	.538	0-1	.000	68-111	.613	258	7.2	79-0	64	63	30	41	420	11.7
2005-06	35-35	867-24.8	160-259	.618	0-0	.000	72-111	.649	222	6.3	75-1	57	69	33	31	392	11.2
Career	142-120	3212/22.6	557-983	.567	0-1	.000	295-459	.643	800	5.6	314-3	175	221	131	127	1409	9.9

ABBY WANER - 1,408 POINTS

YEAR	G-GS	MIN-AVG	FG-FGA	PCT	3P-3PA	PCT	FT-FTA	PCT	REB	AVG	PF-FO	AST	TO	BS	ST	PTS	AVG
2005-06	35-15	758-21.7	111-246	.451	50-131	.382	38-55	.691	87	2.5	62-0	112	86	8	65	310	8.9
2006-07	34-34	969-28.5	175-380	.461	68-188	.362	60-78	.769	150	4.4	57-0	93	67	15	85	478	14.1
2007-08	31-31	921-29.7	110-336	.327	49-188	.261	50-68	.735	113	3.6	77-1	117	91	6	80	319	10.3
2008-09	31-31	975-31.5	107-321	.333	55-184	.299	32-41	.780	95	3.1	61-1	110	103	15	83	301	9.7
Career	131-111	3623-27.7	503-1283	.392	222-691	.321	180-242	.744	445	3.4	257-2	432	347	44	313	1408	10.7

KIRA ORR - 1,388 POINTS

YEAR	G-GS	MIN-AVG	FG-FGA	PCT	3P-3PA	PCT	FT-FTA	PCT	REB	AVG	PF-FO	AST	TO	BS	ST	PTS	AVG
1993-94	27-0	466-17.3	44-115	.383	7-31	.226	19-35	.543	49	1.8	47-0	56	73	1	28	114	4.2
1994-95	30-29	974-32.5	125-330	.379	28-91	.308	54-81	.667	121	4.0	73-1	126	103	1	57	332	11.1
1995-96	33-33	1151-34.9	155-371	.418	42-133	.316	82-113	.726	173	5.2	54-0	170	112	0	60	434	13.2
1996-97	29-29	984-33.9	176-419	.420	56-161	.348	100-120	.833	162	5.6	57-0	93	96	3	59	508	17.5
Career	119-91	3575-30.0	500-1235	.405	133-416	.320	255-349	.731	505	4.2	231-1	445	384	5	204	1388	11.7

LEONNA ODOM - 1,387 POINTS

YEAR	G-GS	MIN-AVG	FG-FGA	PCT	3P-3PA	PCT	FT-FTA	PCT	REB	AVG	PF-FO	AST	TO	BS	ST	PTS	AVG
2016-17	34-17	784-23.1	115-212	.542	0-2	.000	46-72	.639	156	4.6	82-0	24	49	32	39	276	8.1
2017-18	33-27	987-29.9	139-263	.529	0-1	.000	40-67	.597	207	6.3	78-0	55	57	38	36	318	9.6
2018-19	30-29	1033-34.4	169-334	.506	0-1	.000	56-95	.589	192	6.4	72-1	76	94	27	49	394	13.1
2019-20	28-26	912-32.6	176-322	.547	3-8	.375	44-71	.620	174	6.2	84-5	46	69	17	52	399	14.3
Career	125-99	3716-29.7	599-1131	.530	3-12	.250	186-305	.610	729	5.8	316-6	201	269	114	176	1387	11.1

HALEY GORECKI - 1,384 POINTS

YEAR	G-GS	MIN-AVG	FG-FGA	PCT	3P-3PA	PCT	FT-FTA	PCT	REB	AVG	PF-FO	AST	TO	BS	ST	PTS	AVG
2015-16	14-1	227-16.2	20-72	.278	8-36	.222	15-17	.882	37	2.6	9-0	15	25	1	16	63	4.5
2017-18	23-13	575-25.0	85-201	.423	44-104	.423	38-53	.717	89	3.9	24-0	66	49	4	30	252	11.0
2018-19	30-30	1080-36.0	171-469	.365	58-208	.279	115-160	.719	213	7.1	52-1	116	108	10	79	515	17.2
2019-20	30-30	1095-36.5	164-413	.397	60-178	.337	166-194	.856	199	6.6	54-1	131	115	18	62	554	18.5
Career	97-74	2977-30.7	440-1155	.381	170-526	.323	334-424	.788	538	5.5	139-2	328	297	33	187	1384	14.3

JENNIFER SCANLON - 1,377 POINTS

YEAR	G-GS	MIN-AVG	FG-FGA	PCT	3P-3PA	PCT	FT-FTA	PCT	REB	AVG	PF-FO	AST	TO	BS	ST	PTS	AVG
1992-93	27-4	592-21.9	102-255	.400	25-63	.397	40-68	.588	76	2.8	42-0	34	49	2	22	269	10.0
1993-94	27-25	676-25.0	118-267	.442	35-95	.368	45-59	.763	70	2.6	44-0	52	55	7	32	316	11.7
1994-95	31-31	947-30.5	142-337	.421	51-131	.389	69-100	.690	108	3.5	61-1	66	80	1	37	404	13.0
1995-96	33-33	1089-33.0	140-347	.403	48-131	.366	60-88	.682	136	4.1	60-1	107	70	2	31	388	11.8
Career	118-93	3304-28.0	502-1206	.416	159-420	.379	214-315	.679	390	3.3	207-2	259	254	12	122	1377	11.7

HALEY PETERS - 1,367 POINTS

YEAR	G-GS	MIN-AVG	FG-FGA	PCT	3P-3PA	PCT	FT-FTA	PCT	REB	AVG	PF-FO	AST	TO	BS	ST	PTS	AVG
2010-11	36-9	635-17.6	97-186	.522	6-21	.286	25-34	.735	131	3.6	76-1	24	64	7	16	225	6.3
2011-12	33-33	902-27.3	155-303	.512	18-41	.439	29-39	.744	186	5.6	82-2	44	82	9	44	357	10.8
2012-13	36-36	1083-30.1	184-363	.507	27-57	.474	43-56	.768	273	7.6	91-5	67	97	17	40	438	12.2
2013-14	31-31	966-31.2	143-307	.466	18-56	.321	43-63	.683	236	7.6	61-0	54	82	6	39	347	11.2
Career	136-109	3586-26.4	579-1159	.500	69-175	.394	140-192	.729	826	6.1	310-8	189	325	39	139	1367	10.1

PAYTON BLACK - 1,312 POINTS

YEAR	G-GS	MIN-AVG	FG-FGA	PCT	3P-3PA	PCT	FT-FTA	PCT	REB	AVG	PF-FO	AST	TO	BS	ST	PTS	AVG
1995-96	33-0	625-18.9	132-231	.571	0-0	.000	86-133	.647	170	5.2	94-3	19	63	23	20	350	10.6
1996-97	29-29	798-27.5	160-310	.516	0-0	.000	78-117	.667	172	5.9	91-2	47	59	27	32	398	13.7
1997-98	30-19	594-19.8	124-227	.546	0-0	.000	67-112	.598	107	3.6	65-0	24	57	25	21	315	10.5
1998-99	35-1	412-11.6	94-168	.560	0-1	.000	61-81	.753	92	2.6	61-2	14	33	3	13	249	7.1
Career	127-49	2429-19.1	510-936	.545	0-1	.000	292-443	.659	541	4.3	311-7	104	212	78	86	1312	10.3

LINDSEY HARDING - 1,298 POINTS

YEAR	G-GS	MIN-AVG	FG-FGA	PCT	3P-3PA	PCT	FT-FTA	PCT	REB	AVG	PF-FO	AST	TO	BS	ST	PTS	AVG
2002-03	37-16	958-25.9	84-192	.438	1-13	.077	62-81	.765	145	3.9	63-1	124	59	9	68	231	6.2
2003-04	34-33	1003-29.5	83-181	.459	7-29	.241	57-87	.655	154	4.5	60-1	168	76	2	67	230	6.8
2004-05	Redshirt Season																
2005-06	35-35	1012-28.9	138-287	.481	23-56	.411	75-96	.781	130	3.7	48-1	156	84	4	75	374	10.7
2006-07	34-34	1035-30.4	169-381	.444	24-63	.381	101-135	.748	136	4.0	49-0	131	77	10	51	463	13.6
Career	140-118	4008-28.6	474-1041	.455	55-161	.342	295-399	.739	565	4.0	220-3	579	296	25	261	1298	9.3

1,000-POINT CLUB

TYISH HALL - 1,286 POINTS

YEAR	G-GS	MIN-AVG	FG-FGA	PCT	3P-3PA	PCT	FT-FTA	PCT	REB	AVG	PF--FO	AST	TO	BS	ST	PTS	AVG
1993-94	23-3	290-12.6	55-93	.591	0-0	.000	29-39	.744	75	3.3	40-0	19	20	13	18	139	6.0
1994-95	31-30	805-26.0	124-199	.623	0-0	.000	43-70	.614	197	6.4	85-1	46	58	26	33	291	9.4
1995-96	33-33	982-29.8	216-30	.655	0-0	.000	65-93	.699	232	7.0	92-3	44	62	44	39	497	15.1
1996-97	22-21	702-31.9	148-240	.617	0-0	.000	63-88	.716	128	5.8	59-4	26	50	13	34	359	16.3
Career	109-87	2779-25.5	543-862	.630	0-0	.000	200-290	.690	632	5.8	276-8	135	190	96	124	1286	11.8

SHEANA MOSCH - 1,283 POINTS

YEAR	G-GS	MIN-AVG	FG-FGA	PCT	3P-3PA	PCT	FT-FTA	PCT	REB	AVG	PF--FO	AST	TO	BS	ST	PTS	AVG
1999-00	34-18	846-24.9	107-249	.430	11-28	.393	82-101	.812	112	3.3	49-1	65	67	3	51	307	9.0
2000-01	34-34	915-26.9	129-276	.467	7-18	.389	99-125	.792	154	4.5	41-0	66	60	5	42	364	10.7
2001-02	35-15	868-24.8	109-243	.449	12-39	.308	90-108	.833	123	3.5	46-1	86	57	5	33	320	9.1
2002-03	37-6	739-20.0	103-240	.429	11-38	.289	75-102	.735	111	3.0	48-0	54	39	3	57	292	7.9
Career	140-73	3368-24.1	448-1008	.444	41-123	.333	346-436	.794	500	3.6	184-2	271	223	16	183	1283	9.2

LXIE BROWN 1,263 POINTS

YEAR	G-GS	MIN-AVG	FG-FGA	PCT	3P-3PA	PCT	FT-FTA	PCT	REB	AVG	PF--FO	AST	TO	BS	ST	PTS	AVG
2016-17	34-34	1153-33.9	210-430	.488	73-183	.399	129-139	.928	126	3.7	51-0	131	92	1	96	622	18.3
2017-18	33-33	1165-35.3	221-477	.463	69-186	.371	130-157	.828	145	4.4	60-1	146	102	5	122	641	19.4
Career	67-67	2318-34.6	431-907	.475	142-369	.385	259-296	.875	271	4.0	111-1	277	194	6	218	1263	18.9

WANISHA SMITH 1,256 POINTS

YEAR	G-GS	MIN-AVG	FG-FGA	PCT	3P-3PA	PCT	FT-FTA	PCT	REB	AVG	PF--FO	AST	TO	BS	ST	PTS	AVG
2004-05	36-35	1163-32.3	134-312	.429	41-100	.410	85-118	.720	101	2.8	80-3	154	134	3	61	394	10.9
2005-06	35-20	738-21.1	98-224	.438	20-63	.317	43-61	.705	96	2.7	56-2	121	74	4	42	259	7.4
2006-07	34-34	930-27.4	105-251	.418	27-75	.360	83-110	.755	147	4.3	48-0	135	89	3	36	320	9.4
2007-08	30-30	825-27.5	90-259	.347	30-98	.306	73-96	.760	94	3.1	44-0	86	78	1	28	283	9.4
Career	135-119	3656-27.1	427-1046	.408	118-336	.351	284-385	.738	438	3.2	228-5	496	375	11	167	1256	9.3

STACY HURD - 1,241 POINTS

YEAR	G-GS	MIN-AVG	FG-FGA	PCT	3P-3PA	PCT	FT-FTA	PCT	REB	AVG	PF--FO	AST	TO	BS	ST	PTS	AVG
1980-81	25-22	730-29.2	138-278	.496	----	----	49-67	.731	174	6.9	64-1	18	46	4	12	325	13.0
1981-82	29-23	922-31.8	178-403	.442	----	----	39-66	.591	192	6.6	77-3	29	68	23	24	395	13.6
1982-83	25-9	618-24.7	147-294	.500	----	----	44-61	.721	138	5.5	38-1	24	51	6	11	338	13.5
1983-84	25-6	496-14.8	78-194	.402	----	----	27-32	.844	91	3.6	21-0	26	39	11	15	183	7.3
Career	104-60	2766-26.6	541-1169	.463	----	----	159-226	.704	595	5.7	200-5	97	204	44	62	1241	11.9

ALI DAY - 1,235 POINTS

YEAR	G-GS	MIN-AVG	FG-FGA	PCT	3P-3PA	PCT	FT-FTA	PCT	REB	AVG	PF--FO	AST	TO	BS	ST	PTS	AVG
1992-93	26-8	525-20.2	56-109	.514	0-1	.000	36-48	.750	95	3.7	58-1	24	60	5	20	148	5.7
1993-94	25-11	529-21.2	78-128	.609	0-1	.000	44-52	.846	97	3.9	39-0	18	37	2	25	200	8.0
1994-95	31-31	1012-32.6	190-342	.556	16-27	.593	103-124	.831	204	6.6	84-1	46	96	2	28	499	16.1
1995-96	33-33	975-29.5	149-302	.493	44-111	.396	46-63	.730	221	6.7	74-2	68	87	12	37	388	11.8
Career	115-83	3041-26.4	473-881	.537	60-140	.429	229-287	.798	617	5.4	255-4	156	280	21	110	1235	10.7

CAREY KAUFFMAN - 1,228 POINTS

YEAR	G-GS	MIN-AVG	FG-FGA	PCT	3P-3PA	PCT	FT-FTA	PCT	REB	AVG	PF--FO	AST	TO	BS	ST	PTS	AVG
1991-92	26-3	295-11.3	49-110	.445	1-2	.500	22-32	.688	61	2.3	33-1	14	34	7	12	121	4.7
1992-93	27-27	790-29.3	136-288	.472	0-0	.000	54-72	.750	181	6.7	82-4	32	94	16	20	326	12.1
1993-94	27-19	679-25.1	142-274	.518	0-1	.000	59-87	.678	223	8.3	58-1	26	47	13	36	343	12.7
1994-95	31-31	993-32.0	179-383	.467	1-2	.500	79-96	.823	261	8.4	74-2	68	57	13	30	438	14.1
Career	111-80	2757-24.8	506-1055	.480	2-5	.400	214-287	.746	726	6.5	247-8	140	232	49	98	1228	11.1

CHELSEA GRAY - 1,210 POINTS

YEAR	G-GS	MIN-AVG	FG-FGA	PCT	3P-3PA	PCT	FT-FTA	PCT	REB	AVG	PF--FO	AST	TO	BS	ST	PTS	AVG
2010-11	34-18	721-21.2	99-229	.432	33-83	.398	66-82	.805	113	3.3	49-0	86	62	7	66	297	8.7
2011-12	33-33	1064-32.2	153-334	.458	29-77	.377	78-95	.821	162	4.9	66-0	201	115	12	93	413	12.5
2012-13	25-25	758-30.3	107-254	.421	22-54	.407	80-94	.851	132	5.3	45-0	136	66	3	89	316	12.6
2013-14	17-17	471-27.7	68-135	.504	10-30	.333	38-51	.745	71	4.2	33-0	122	55	4	50	184	10.8
Career	109-93	3014-27.7	427-952	.449	94-244	.385	262-322	.814	478	4.4	193-0	545	298	26	298	1210	11.1

JOY CHEEK - 1,148 POINTS

YEAR	G-GS	MIN-AVG	FG-FGA	PCT	3P-3PA	PCT	FT-FTA	PCT	REB	AVG	PF--FO	AST	TO	BS	ST	PTS	AVG
2006-07	33-0	519-15.7	64-142	.451	0-4	.000	48-64	.750	127	3.8	66-0	16	53	4	27	176	5.3
2007-08	35-24	783-22.3	138-269	.513	11-26	.423	47-69	.681	184	5.3	104-4	26	68	11	43	334	5.5
2008-09	33-16	720-21.8	111-284	.391	12-45	.267	47-67	.701	156	4.7	96-1	30	70	12	42	281	8.5
2009-10	36-36	986-27.1	137-364	.376	16-49	.327	67-98	.684	212	5.9	79-1	46	93	20	53	357	9.9
Career	137-76	2998-21.1	450-1059	.425	39-124	.315	209-298	.701	679	5.0	345-6	118	284	47	165	1148	8.4

CONNIE GOINS - 1,140 POINTS

YEAR	G-GS	MIN-AVG	FG-FGA	PCT	3P-3PA	PCT	FT-FTA	PCT	REB	AVG	PF--FO	AST	TO	BS	ST	PTS	AVG
1982-83	19-16	381-23.8	71-159	.447	----	----	37-50	.740	80	4.2	25-0	39	32	3	21	179	9.4
1983-84	27-25	668-24.7	91-192	.474	----	----	66-92	.717	95	3.5	29-1	60	55	2	28	248	9.2
1984-85	27-27	838-31.0	124-255	.486	----	----	86-106	.811	140	5.2	32-0	71	67	2	36	334	12.4
1985-86	28-28	821-29.3	142-300	.473	----	----	95-126	.754	146	5.2	34-0	127	67	10	35	379	13.5
Career	101-96	2708-26.8	428-906	.472	----	----	284-374	.759	461	4.6	120-1	297	221	20	120	1140	11.3

PEPPI BROWNE - 1,132 POINTS

YEAR	G-GS	MIN-AVG	FG-FGA	PCT	3P-3PA	PCT	FT-FTA	PCT	REB	AVG	PF--FO	AST	TO	BS	ST	PTS	AVG
1996-97	30-15	742-24.7	69-161	.429	6-27	.222	65- 87	.747	122	4.1	60-3	64	61	9	43	209	7.0
1997-98	32-32	875-27.3	136-253	.538	1-5	.200	70-109	.642	197	6.2	90-3	54	93	6	61	343	10.7
1998-99	35-33	882-25.2	112-240	.467	3-10	.300	79-111	.712	222	6.3	66-1	66	90	14	52	306	8.7
1999-00	20-20	616-30.8	100-211	.474	1-6	.167	73-92	.793	136	6.8	46-1	50	61	10	61	274	13.7
Career	117-100	3115-26.6	417-865	.482	11-48	.229	287-399	.719	677	5.8	262-8	234	305	39	217	1132	9.7

ALISON BALES - 1,075 POINTS

YEAR	G-GS	MIN-AVG	FG-FGA	PCT	3P-3PA	PCT	FT-FTA	PCT	REB	AVG	PF--FO	AST	TO	BS	ST	PTS	AVG
2003-04	24-0	237-9.9	29-52	.558	0-0	.000	20-29	.690	67	2.8	30-0	13	19	29	6	78	3.3
2004-05	36-33	876-24.3	106-221	.480	1-1	1.000	63-94	.670	236	6.6	73-0	67	35	134	17	276	7.7
2005-06	35-23	731-20.9	113-215	.526	0-0	.000	92-117	.786	236	6.7	64-0	40	44	120	42	318	9.1
2006-07	34-34	990-29.1	142-306	.464	1-2	.500	118-159	.742	265	7.8	79-1	67	68	151	39	403	11.9
Career	129-90	2834-22.0	390-794	.491	2-3	.667	293-399	.734	804	6.2	246-1	187	166	434	104	1075	8.3

KARIMA CHRISTMAS - 1,052 POINTS

YEAR	G-GS	MIN-AVG	FG-FGA	PCT	3P-3PA	PCT	FT-FTA	PCT	REB	AVG	PF-FO	AST	TO	BS	ST	PTS	AVG
2007-08	30-0	317-10.6	50-96	.521	0-6	.000	23-39	.590	78	2.6	32-0	15	19	5	24	123	4.1
2008-09	32-2	616-19.3	84-170	.494	17-37	.459	54-83	.651	134	4.2	53-1	32	35	8	44	239	7.5
2009-10	36-18	922-25.6	121-281	.431	24-84	.286	81-113	.717	189	5.3	80-0	53	49	16	79	347	9.6
2010-11	36-35	949-26.4	107-285	.375	15-71	.211	114-163	.699	227	6.3	73-0	60	76	13	57	343	9.5
Career	134-55	2804-20.9	362-832	.435	56-198	.283	272-398	.683	628	4.7	238-1	160	179	42	204	1052	7.9

JENNIFER CHESTNUT - 1,023 POINTS

YEAR	G-GS	MIN-AVG	FG-FGA	PCT	3P-3PA	PCT	FT-FTA	PCT	REB	AVG	PF--FO	AST	TO	BS	ST	PTS	AVG
1980-81	22-5	314-14.3	57-105	.542	----	----	17-46	.369	103	4.6	44-0	3	37	9	15	131	6.9
1981-82	29-20	722-24.9	117-264	.443	----	----	54-100	.540	250	8.3	81-4	16	55	16	32	288	9.9
1982-83	22-20	325-23.2	130-249	.522	----	----	49-80	.613	163	7.4	59-2	27	34	5	16	309	14.0
1983-84	27-27	809-30.0	119-266	.447	----	----	57-116	.491	231	8.6	81-6	37	78	7	54	295	10.9
Career	100/74	2170-21.7	423-884	.479	----	----	177-342	.518	737	7.4	265-12	82	204	37	117	1023	10.2

YEAR-BY-YEAR LEADERS

POINTS PER GAME

1977-78	Tara McCarthy	16.6
1978-79	Barb Krause	14.5
1979-80	Barb Krause	13.1
1980-81	Stacy Hurd	13.0
1981-82	Stacy Hurd	13.6
1982-83	Jennifer Chestnut	14.0
1983-84	Candy Mikels	14.3
1984-85	Chris Moreland	17.6
1985-86	Chris Moreland	23.0
1986-87	Chris Moreland	20.9
1987-88	Chris Moreland	18.4
1988-89	Sue Harnett	19.5
1989-90	Katie Meier	18.9
1990-91	Sue Harnett	17.5
1991-92	Celeste Lavoie	12.8
1992-93	Carey Kauffman	12.1
1993-94	Carey Kauffman	12.7
1994-95	Ali Day	16.1
1995-96	Tyish Hall	15.1
1996-97	Kira Orr	17.5
1997-98	Nicole Erickson	12.8
1998-99	Michele Van Gorp	16.9
1999-00	Georgia Schweitzer	15.6
2000-01	Alana Beard	17.0
2001-02	Alana Beard	19.8
2002-03	Alana Beard	22.0
2003-04	Alana Beard	19.7
2004-05	Monique Currie	17.5
2005-06	Monique Currie	16.4
2006-07	Abby Waner	14.1
2007-08	Chante Black	14.1
2008-09	Chante Black	14.2
2009-10	Jasmine Thomas	16.0
2010-11	Jasmine Thomas	15.1
2011-12	Elizabeth Williams	14.0
2012-13	Elizabeth Williams	15.2
2013-14	Tricia Liston	17.2
2014-15	Elizabeth Williams	14.5
2015-16	Azurá Stevens	18.9
2016-17	Lexie Brown	18.3
2017-18	Lexie Brown	19.4
2018-19	Haley Gorecki	17.2
2019-20	Haley Gorecki	18.5
2020-21*	N/A	
2021-22	Shayeann Day-Wilson	12.7
2022-23	Celeste Taylor	11.4
2023-24	Reigan Richardson	12.4

REBOUNDS PER GAME

1977-78	Lisa Warren	7.2
1978-79	Barb Krause	10.7
1979-80	Barb Krause	9.3
1980-81	Barb Krause	9.7
1981-82	Jennifer Chestnut	8.3
1982-83	Jennifer Chestnut	7.4
1983-84	Jennifer Chestnut	8.6
1984-85	Chris Moreland	9.5
1985-86	Chris Moreland	11.8
1986-87	Chris Moreland	10.5
1987-88	Chris Moreland	12.3
1988-89	Tracey Christopher	9.6
1988-90	Katie Meier	8.9
1990-91	Sue Harnett	8.8
1991-92	Celeste Lavoie	6.2
1992-93	Carey Kauffman	6.7
1993-94	Carey Kauffman	8.3
1994-95	Carey Kauffman	8.4
1995-96	Tyish Hall	7.0
1996-97	Payton Black	5.9
1997-98	Peppi Browne	6.2
1998-99	Peppi Browne	6.3

1999-00	Lauren Rice	6.9
2000-01	Rochelle Parent	6.0
2001-02	Iciss Tillis	8.0
2002-03	Iciss Tillis	7.4
2003-04	Iciss Tillis	6.7
2004-05	Chante Black	7.6
2005-06	Alison Bales	6.7
2006-07	Alison Bales	7.8
2007-08	Chante Black	7.1
2008-09	Chante Black	8.4
2009-10	Krystal Thomas	6.6
2010-11	Krystal Thomas	8.3
2011-12	Elizabeth Williams	7.8
2012-13	Haley Peters	7.6
2013-14	Williams/Peters	7.6
2014-15	Elizabeth Williams	9.0
2015-16	Azurá Stevens	9.6
2016-17	Rebecca Greenwell	6.4
2017-18	Rebecca Greenwell	6.4
2018-19	Haley Gorecki	7.1
2019-20	Haley Gorecki	6.6
2020-21*	N/A	
2021-22	Celeste Taylor	5.5
2022-23	Elizabeth Balogun	5.2
2023-24	Oluchi Okanawa	6.1

FIELD GOAL PERCENTAGE

1977-78	Tara McCarthy	.475
1978-79	Leslie Earnhardt	.483
1979-80	Barb Krause	.436
1980-81	Barb Krause	.508
1981-82	Maura Hertzog	.446
1982-83	Jennifer Chestnut	.522
1983-84	Jo Harlow	.476
1984-85	Chris Moreland	.566
1985-86	Chris Moreland	.580
1986-87	Chris Moreland	.553
1987-88	Chris Moreland	.589
1988-89	Sue Harnett	.537
1989-90	Monika Kost	.509
1990-91	Sue Harnett	.536
1991-92	Celeste Lavoie	.515
1992-93	Ali Day	.514
1993-94	Ali Day	.609
1994-95	Ali Day	.593
1995-96	Tyish Hall	.655
1996-97	Tyish Hall	.617
1997-98	Michele Van Gorp	.562
1998-99	Rochelle Parent	.650
1999-00	Rochelle Parent	.579
2000-01	Rochelle Parent	.525
2001-02	Alana Beard	.572
2002-03	Alana Beard	.527
2003-04	Mistie Williams	.611
2004-05	Mistie Williams	.538
2005-06	Mistie Williams	.618
2006-07	Carrem Gay	.581
2007-08	Chante Black	.525
2008-09	Karima Christmas	.494
2009-10	Krystal Thomas	.503
2010-11	Haley Peters	.522
2011-12	Allison Vernerey	.560
2012-13	Elizabeth Williams	.508
2013-14	Oderah Chidom	.603
2014-15	Oderah Chidom	.566
2015-16	Azurá Stevens	.535
2016-17	Kendall Cooper	.543
2017-18	Leaonna Odom	.529
2018-19	Leaonna Odom	.506
2019-20	Leaonna Odom	.547
2020-21*	N/A	
2021-22	Amaya Finklea-Guity	.733

2022-23	Elizabeth Balogun	.512
2023-24	Delaney Thomas	.554

FREE THROW PERCENTAGE

1977-78	Ruth Ellis	.750
1978-79	Leslie Earnhardt	.739
1979-80	Barb Krause	.733
1980-81	Barb Krause	.804
1981-82	Margo Walsh	.820
1982-83	Jo Harlow	.871
1983-84	Stacy Hurd	.844
1984-85	Connie Goins	.811
1985-86	Connie Goins	.754
1986-87	Sue Harnett	.719
1987-88	Katie Meier	.748
1988-89	Jenni Kraft	.900
1989-90	Katie Meier	.729
1990-91	Dana McDonald	.795
1991-92	Robin Baker	.767
1992-93	Kristina Meiman	.849
1993-94	Ali Day	.846
1994-95	Ali Day	.831
1995-96	Ali Day	.730
1996-97	Kira Orr	.833
1997-98	Nicole Erickson	.876
1998-99	Nicole Erickson	.885
1999-00	Sheana Mosch	.812
2000-01	Sheana Mosch	.792
2001-02	Sheana Mosch	.833
2002-03	Iciss Tillis	.800
2003-04	Iciss Tillis	.865
2004-05	Monique Currie	.781
2005-06	Monique Currie	.819
2006-07	Abby Waner	.769
2007-08	Chante Black	.778
2008-09	Abby Waner	.780
2009-10	Jasmine Thomas	.791
2010-11	Chelsea Gray	.805
2011-12	Tricia Liston	.867
2012-13	Tricia Liston	.931
2013-14	Tricia Liston	.852
2014-15	Rebecca Greenwell	.789
2015-16	Rebecca Greenwell	.778
2016-17	Lexie Brown	.928
2017-18	Lexie Brown	.828
2018-19	Miela Goodchild	.871
2019-20	Haley Gorecki	.856
2020-21*	N/A	
2021-22	Lee Volker	.938
2022-23	Taya Corosdale	.893
2023-24	Taina Mair	.875

ASSISTS

1977-78	Tara McCarthy	65
1978-79	Tara McCarthy	72
1979-80	Patti Thomasson	93
1980-81	Claire Rose	97
1981-82	Claire Rose	122
1982-83	Claire Rose	82
1983-84	Maura Hertzog	72
1984-85	Joanne Boyle	80
1985-86	Connie Goins	127
1986-87	Katie Meier	129
1987-88	Paula Anderson	110
1988-89	Leigh Morgan	118
1989-90	Katie Meier	113
1990-91	Robin Baker	81
1991-92	Robin Baker	69
1992-93	Missy Anderson	102
1993-94	Missy Anderson	90
1994-95	Kira Orr	126
1995-96	Kira Orr	170

1996-97	Hilary Howard	149
1997-98	Hilary Howard	140
1998-99	Hilary Howard	153
1999-00	Georgia Schweitzer	112
2000-01	Georgia Schweitzer	140
2001-02	Alana Beard	154
2002-03	Lindsey Harding	124
2003-04	Lindsey Harding	168
2004-05	Wanisha Smith	154
2005-06	Lindsey Harding	156
2006-07	Wanisha Smith	135
2007-08	Abby Waner	117
2008-09	Abby Waner	110
2009-10	Jasmine Thomas	146
2010-11	Jasmine Thomas	123
2011-12	Chelsea Gray	201
2012-13	Alexis Jones	144
2013-14	Alexis Jones	148
2014-15	Ka'lia Johnson	126
2015-16	Angela Salvadores	96
2016-17	Lexie Brown	131
2017-18	Lexie Brown	146
2018-19	Haley Gorecki	116
2019-20	Haley Gorecki	131
2020-21*	N/A	
2021-22	Shayeann Day-Wilson	107
2022-23	Shayeann Day-Wilson	83
2023-24	Taina Mair	123

STEALS

1978-79	Kim Matthews	60
1979-80	Patti Thomasson	48
1980-81	Claire Rose	55
1981-82	Maura Hertzog	57
1982-83	Maura Hertzog	48
1983-84	Maura Hertzog	65
1984-85	Joanne Boyle	75
1985-86	Katie Meier	58
1986-87	Katie Meier	68
1987-88	Katie Meier	54
1988-89	Tracey Christopher	47
1989-90	Katie Meier	52
1990-91	Traci Williams	38
1991-92	Dana McDonald	37
1992-93	Missy Anderson	63
1993-94	Missy Anderson	51
1994-95	Kira Orr	57
1995-96	Kira Orr	60
1996-97	Kira Orr	59
1997-98	Peppi Browne	61
1998-99	Peppi Browne	52
1999-00	Peppi Browne	61
2000-01	Alana Beard	106
2001-02	Alana Beard	114
2002-03	Alana Beard	104
2003-04	Alana Beard	80
2004-05	Monique Currie	77
2005-06	Lindsey Harding	75
2006-07	Abby Waner	85
2007-08	Abby Waner	80
2008-09	Abby Waner	83
2009-10	Jasmine Thomas	100
2010-11	Jasmine Thomas	85
2011-12	Chelsea Gray	93
2012-13	Chelsea Gray	89
2013-14	Alexis Jones	59
2014-15	Rebecca Greenwell	66
2015-16	Rebecca Greenwell	45
2016-17	Lexie Brown	96
2017-18	Lexie Brown	122
2018-19	Haley Gorecki	79
2019-20	Haley Gorecki	62

2020-21*	N/A		1994-95	Ali Day	32.6
2021-22	Celeste Taylor	41	1995-96	Kira Orr	34.9
2022-23	Celeste Taylor	72	1996-97	Hilary Howard	34.3
2023-24	Taina Mair	50	1997-98	Nicole Erickson	31.8
			1998-99	Nicole Erickson	28.6
			1999-00	Georgia Schweitzer	31.4
			2000-01	Georgia Schweitzer	32.4
			2001-02	Alana Beard	33.1
			2002-03	Alana Beard	31.4
			2003-04	Alana Beard	31.4
			2004-05	Wanisha Smith	32.3
			2005-06	Lindsey Harding	28.9
			2006-07	Lindsey Harding	30.4
			2007-08	Abby Waner	29.7
			2008-09	Abby Waner	31.5
			2009-10	Jasmine Thomas	32.4
			2010-11	Jasmine Thomas	32.6
			2011-12	Chelsea Gray	32.4
			2012-13	Chelsea Gray	30.3
			2013-14	Tricia Liston	31.4
			2014-15	Rebecca Greenwell	34.4
			2015-16	Rebecca Greenwell	33.7
			2016-17	Lexie Brown	33.9
			2017-18	Lexie Brown	35.3
			2018-19	Haley Gorecki	36.0
			2019-20	Haley Gorecki	36.5
			2020-21*	N/A	
			2021-22	Celeste Taylor	28.6
			2022-23	Celeste Taylor	28.9
			2023-24	Taina Mair	31.1

* Only played four games in 2020-21 due to COVID-19

BLOCKED SHOTS

1978-79	Lisa Warren	14
1979-80	Barb Krause	16
1980-81	Jennifer Chestnut	9
1981-82	Stacy Hurd	23
1982-83	Sarah Sullivan	68
1983-84	Hurd/Hertzog	11
1984-85	Sarah Sullivan	37
1985-86	Sarah Sullivan	58
1986-87	Sarah Sullivan	45
1987-88	Sue Harnett	36
1988-89	Sue Harnett	21
1989-90	Katie Meier	16
1990-91	Sue Harnett	32
1991-92	Nicole Johnson	24
1992-93	Zeki Blanding	23
1993-94	Zeki Blanding	20
1994-95	Tyish Hall	26
1995-96	Tyish Hall	44
1996-97	Payton Black	27
1997-98	Payton Black	25
1998-99	Michele Van Gorp	36
1999-00	Michele Matyasovsky	14
2000-01	Iciss Tillis	40
2001-02	Iciss Tillis	30
2002-03	Alana Beard	48
2003-04	Alana Beard	46
2004-05	Alison Bales	134
2005-06	Alison Bales	120
2006-07	Alison Bales	151
2007-08	Chante Black	81
2008-09	Chante Black	69
2009-10	Krystal Thomas	70
2010-11	Krystal Thomas	59
2011-12	Elizabeth Williams	116
2012-13	Elizabeth Williams	107
2013-14	Elizabeth Williams	108
2014-15	Elizabeth Williams	95
2015-16	Azurá Stevens	53
2016-17	Oderah Chidom	67
2017-18	Jade Williams	40
2018-19	Onome Akinbode-James	42
2019-20	Onome Akinbode-James	32
2020-21*	N/A	
2021-22	Onome Akinbode-James	29
2022-23	Kennedy Brown	46
2023-24	Camilla Emsbo	46

MINUTES PER GAME

1978-79	Leslie Earnhardt	33.4
1979-80	Barb Krause	32.3
1980-81	Barb Krause	33.5
1981-82	Stacy Hurd	31.8
1982-83	Jo Harlow	27.6
1983-84	Jo Harlow	34.6
1984-85	Maura Hertzog	31.9
1985-86	Chris Moreland	30.6
1986-87	Katie Meier	33.7
1987-88	Leigh Morgan	31.9
1988-89	Robin Baker	33.0
1989-90	Katie Meier	36.0
1990-91	Traci Williams	32.3
1991-92	Robin Baker/ Monika Kost	28.7
1992-93	Missy Anderson	31.4
1993-94	Nicole Johnson	26.2

ALL-TIME PLAYER CAREER STATS

YEARS	NAME	GP-GS	MIN-AVG	FG-FGA	PCT.	3P-3PA	PCT.	FT-FTA	PCT.	REB	AVG.	PF-FO	AST	TO	BS	ST	PTS	AVG.
2018-19	Adams, Jada	63-2	966-15.3	53-165	.321	32-98	.327	15-27	.556	66	1.0	57-0	52	61	3	25	153	2.4
2019-22	Akinbode-James, Onome	94-72	1846-20.6	175-381	.459	0-13	.000	68-128	.531	506	6.7	214-2	66	170	103	56	418	5.1
2021	Anastasieska, Sara	4-0	98-24.5	16-33	.485	6-18	.333	2-4	.500	7	1.8	5-0	4	10	2	4	40	10.0
1991-94	Anderson, Missy	100-71	2080-20.8	129-377	.342	20-76	.263	87-138	.630	225	2.3	151-1	224	198	2	148	365	3.7
1985-88	Anderson, Paula	109-80	2684-24.6	322-773	.417	6-17	.353	136-203	.670	466	4.3	266-9	240	276	24	100	786	7.2
1990	Ayotte, Missy	2-0	19-9.5	0-2	.000	0-0	.000	0-0	.000	3	1.5	1-0	2	0	0	0	0	0.0
2020	Baines, Azaina	29-4	430-14.8	49-133	.368	5-29	.172	35-54	.648	92	3.2	43-0	23	46	14	16	138	4.8
1989-92	Baker, Robin	82-70	2442-29.8	211-574	.368	58-182	.319	179-237	.755	226	2.8	182-3	252	241	5	96	659	8.0
2004-07	Bales, Alison	129-90	2834-22.0	390-794	.491	2-3	.667	293-399	.734	804	6.2	246-1	187	166	434	104	1075	8.3
2022-23	Balogun, Elizabeth	63-51	1513-24.0	231-488	.473	47-134	.351	76-103	.738	304	4.8	99-0	55	119	56	56	585	9.3
2003-06	Bass, Mistie	142-120	3212-22.6	557-983	.567	0-1	.000	295-459	.643	800	5.6	314-3	175	221	131	127	1409	9.9
2024-Present	Battiston, Louann	5-0	12-2.4	0-2	.000	0-0	.000	3-4	.750	1	0.2	2-0	6	2	0	1	3	0.6
2001-04	Beard, Alana	136-136	4285-31.5	1005-1906	.527	95-317	.300	582-752	.774	789	5.8	346-6	509	337	149	404	2687	19.8
2015-17	Belton, Lynee	57-4	464-8.1	45-103	.437	0-0	.000	39-67	.582	128	2.2	65-0	21	66	9	17	129	2.3
1978-79	Bergeron, Betsy	35-7	---	21-69	.304	0-0	.000	8-17	.471	37	1.1	8-0	42	0	0	0	50	1.4
2005-09	Black, Chante	136-83	3179-23.4	565-1097	.515	0-3	.000	308-451	.683	995	7.3	313-5	157	276	261	152	1438	10.6
1996-99	Black, Peyton	127-49	2429-19.1	510-936	.545	0-1	.000	292-443	.659	541	4.3	311-7	104	212	78	86	1312	10.3
1992-95	Blanding, Zeki	100-25	1393-13.9	313-671	.466	0-0	.000	74-145	.510	352	3.5	195-6	36	126	62	50	700	7.0
2023	Bollin, Shay	8-0	43-5.4	9-18	.500	0-6	.000	1-1	1.000	8	1.0	4-0	2	3	1	1	19	2.4
1982-85	Boyle, Joanne	94-9	1293-17.5	242-573	.422	0-0	.000	117-173	.676	227	2.4	173-7	128	139	25	113	601	6.4
2018-21	Boykin, Mikayla	37-13	860-23.2	98-253	.387	32-93	.344	23-33	.697	106	2.9	54-0	121	86	1	56	251	6.8
1992-95	Brandau, Susan	91-8	965-10.6	32-82	.390	5-14	.357	34-61	.557	84	0.9	92-2	137	132	3	71	103	1.1
1996-97	Brodnik, Katie	23-0	116-5.0	5-7	.294	0-0	.000	1-4	.250	16	0.7	8-0	10	9	3	5	11	0.5
2023-24	Brown, Kennedy	67-67	1627-24.3	200-425	.471	6-30	.200	85-102	.833	350	5.2	182-5	84	120	90	43	491	7.3
2000-01	Brown, LaNedra	35-0	245-7.0	37-59	.627	0-0	.000	16-29	.552	58	1.7	42-0	6	26	9	9	90	2.6
2017-18	Brown, Lexie	67-67	2318-34.6	431-907	.475	142-369	.385	259-296	.875	271	4.0	111-1	277	194	6	218	1263	18.9
1994-98	Brown, Shaeta	80-2	687-8.6	64-149	.430	0-3	.000	26-66	.394	109	1.4	57-0	62	62	1	42	154	1.9
1997-00	Brown, Peppi	117-100	3115-26.6	417-865	.482	11-48	.229	287-399	.719	677	5.8	262-8	234	305	39	217	1132	9.7
1978-79	Bulger, Liz	42-9	---	54-163	.331	0-0	.000	22-69	.319	184	4.4	34-0	15	0	0	0	130	3.1
2015	Calhoun, Sierra	13-13	389-29.9	38-121	.314	18-62	.290	37-42	.881	49	3.8	25-0	18	19	3	14	131	10.1
1989	Carter, Tracy	8-0	13-1.6	0-0	.000	0-0	.000	0-0	.000	2	.3	3-0	0	1	0	0	0	0.0
2007-10	Cheek, Joy	137-76	2998-21.1	450-1059	.425	39-124	.315	209-298	.701	679	5.0	345-6	118	284	47	165	1148	8.4
1981-84	Chestnut, Jennifer	100-74	2170-21.7	423-884	.479	---	---	177-342	.518	737	7.4	265-12	82	204	37	117	1023	10.2
2014-17	Chidom, Oderah	122-55	2437-20.0	401-724	.554	1-4	.250	159-269	.591	629	5.2	265-3	141	249	153	115	962	7.9
2008-11	Christmas, Karima	134-55	2804-20.9	362-832	.435	56-198	.283	272-398	.683	628	4.7	238-1	160	179	42	204	1052	7.9
1986-89	Christopher, Tracy	106-35	1673-15.8	174-363	.479	0-0	.000	85-158	.538	473	4.5	188-5	91	168	12	90	433	4.1
2020-21	Claude, Jada	22-3	234-10.6	17-47	.362	1-5	.200	9-15	.600	59	2.7	30-0	6	12	3	10	44	2.0
1994-97	Coggeshall, Windsor	96-31	1430-14.9	180-444	.405	49-151	.325	20-32	.625	167	1.7	81-0	125	107	15	50	429	4.5
1981	Conway, Heather	5-1	---	13-23	.565	0-0	.000	11-21	.524	28	5.6	14-0	0	0	0	0	37	7.4
2014-17	Copper, Kendall	110-32	1545-14.0	190-389	.488	1-9	.111	79-137	.577	385	3.5	221-2	93	138	119	68	460	4.2
2023	Corosdale, Taya	28-3	400-14.3	30-96	.313	7-32	.219	25-28	.893	84	3.0	41-1	17	31	15	21	92	3.3
1982	Copeland, Jenny	13-0	---	1-5	.200	0-0	.000	1-3	.333	3	0.2	3-0	2	0	0	0	3	0.2
2019	Craig, Rayah	9-1	89-9.9	9-21	.429	4-10	.400	3-4	.750	11	1.2	12-1	5	11	1	5	25	2.8
2001-02	Craig, Rometra	40-5	716-17.9	105-281	.374	41-74	.274	41-74	.554	83	2.1	77-0	49	76	3	45	274	6.9
2002-06	Currie, Monique	140-127	4013-28.7	749-1592	.470	86-258	.333	538-688	.782	874	6.2	358-8	413	351	75	228	2122	15.2
1993-96	Day, Ali	115-83	3041-26.4	473-881	.537	60-140	.429	229-287	.798	617	5.4	255-4	156	280	21	110	1235	10.7
2022-23	Day-Wilson, Shayeanm	62-46	1608-25.9	206-573	.360	74-234	.316	148-215	.688	184	3.0	127-2	190	158	1	56	634	10.2
2021-Present	De Jesus, Vanessa	66-18	1216-18.4	121-292	.414	35-106	.330	57-76	.750	153	2.3	74-0	134	98	4	41	334	5.1
1979-80	Earnhardt, Leslie	47-38	---	181-393	.461	0-0	.000	41-61	.672	238	5.1	79-0	60	0	0	0	403	8.6
1978	Ellis, Ruth	20-15	---	58-156	.372	0-0	.000	48-64	.750	76	3.8	0-0	20	0	0	0	164	8.2
1998-99	Erickson, Nicole	66-59	1991-30.2	252-609	.414	122-309	.395	161-183	.880	196	3.0	138-4	212	145	7	66	787	11.9
1991-94	Evans, Valerie	69-31	1012-14.7	123-301	.409	0-2	.000	96-135	.711	235	3.4	96-2	38	71	13	19	342	5.0
1978	Fagerberg, Stephanie	10-1	---	2-15	.133	0-0	.000	5-10	.500	5	0.5	0-0	0	0	0	0	9	0.9
2018	Faz Davalos, Bego	31-11	350-11.3	25-48	.521	0-0	.000	5-14	.357	82	2.6	24-0	26	30	23	9	55	1.8
2024-Present	Donovan, Jadyn	34-32	756-22.2	100-182	.549	0-0	.000	13-33	.394	194	5.7	87-1	59	85	40	47	213	6.3
2022	Finklea-Guity, Amaya	21-0	176-8.4	22-30	.733	0-0	.000	8-12	.667	45	2.1	24-0	7	13	11	6	52	2.5
1988	Fletcher, Dade	14-0	40-2.9	3-4	.750	0-0	.000	6-9	.667	5	0.4	3-0	0	3	0	0	12	0.9
2003-06	Foley, Jessica	135-32	2590-19.2	322-815	.395	175-490	.357	110-134	.821	327	2.4	215-5	310	193	20	144	929	6.9
1997-98	Forte, Jennifer	22-2	145-6.6	9-27	.333	0-0	.000	23-34	.676	41	1.9	29-0	4	21	1	4	41	1.9
1978-79	Friend, Kathy	24-8	---	55-148	.372	0-0	.000	10-13	.769	44	1.8	2-0	12	0	0	0	120	5.0
2012-15	Frush, Jenna	49-1	117-2.4	4-20	.200	4-18	.222	8-12	.667	14	0.3	4-0	4	8	0	2	20	0.4
2006-09	Gay, Carrem	128-73	2369-18.5	347-673	.516	5-21	.238	147-218	.674	606	5.1	253-3	101	190	80	180	846	6.6
2000-01	Gebisa, Lello	33-0																

ALL-TIME PLAYER CAREER STATS

YEARS	NAME	GP-GS	MIN-AVG	FG-FGA	PCT.	3P-3PA	PCT.	FT-FTA	PCT.	REB	AVG.	PF-FO	AST	TO	BS	ST	PTS	AVG.
1986	Hanrahan, Lynne	10-0	23-2.3	0-4	.000	0-0	.000	2-3	.667	5	0.5	1-0	0	0	0	0	2	0.2
2003-07	Harding, Lindsey	140-118	4008-28.6	474-1041	.455	55-161	.342	295-399	.739	565	4.0	220-3	579	296	25	261	1298	9.3
1981-84	Harlow, Jo	104-70	1411-27.14	324-720	.450	0-0	.000	122-171	.713	554	5.3	170-4	159	79	4	55	770	7.4
1987-91	Harnett, Sue	117-90	3220-27.5	727-1385	.525	0-1	.000	331-484	.684	899	7.7	309-9	164	290	130	86	1785	15.3
1982-84	Hart, Allison	53-0	140-3.8	37-88	.420	0-0	.000	33-48	.688	96	1.8	52-0	12	19	0	1	107	2.0
1978	Hathorn, Maureen	19-6	---	29-99	.293	0-0	.000	13-25	.520	86	4.5	0-0	3	0	0	0	71	3.7
2022-23	Havas, Jiselle	12-0	59-4.9	5-11	.455	2-6	.333	0-0	.000	6	0.5	4-0	7	2	0	0	12	1.0
1999-00	Hayes, Janee	45-1	361-8.0	35-76	.461	0-0	.000	43-69	.632	83	1.8	20-0	5	23	3	12	113	2.5
1981	Healey, Ada	23-9	---	58-146	.397	0-0	.000	30-41	.732	82	3.6	47-1	19	0	0	0	146	6.3
2023	Heide, Mia	33-0	451-13.7	38-94	.404	0-0	.000	30-39	.769	95	2.9	75-2	17	36	30	13	106	3.2
2012-16	Henson, Amber	88-38	1446-16.4	111-318	.349	21-78	.269	39-63	.619	295	3.4	160-1	83	120	89	56	282	3.2
1998	Hepburn, Juanita	11-0	47-4.3	10-20	.500	0-0	.000	9-14	.643	21	1.9	8-0	3	4	1	4	29	2.6
1982-85	Hertzog, Maura	104-85	1993-30.2	308-681	.452	0-0	.000	84-114	.737	252	2.4	228-3	258	203	19	149	700	6.7
2009-10	Hopkins, Chelsea	46-0	376-8.2	24-54	.444	3-8	.375	33-49	.673	47	1.0	24-0	31	48	0	34	84	1.8
1996-99	Howard, Hillary	121-110	3759-31.1	349-877	.398	132-354	.373	156-215	.726	381	3.1	191-2	533	289	6	144	986	8.1
2004-05	Howe, Caitlin	27-1	268-9.9	27-86	.314	15-59	.244	5-6	.833	24	0.9	19-0	20	18	0	12	74	2.7
2004	Hunter, Brittany	27-0	424-15.7	96-172	.558	0-0	.000	26-52	.500	131	4.9	58-1	20	41	33	22	218	8.1
1984-87	Hunter, Kim	99-39	1495-15.1	92-266	.346	0-0	.000	57-82	.695	111	1.1	153-4	146	170	0	87	241	2.4
1981-84	Hurd, Stacy	104-64	857-17.14	541-1169	.463	0-0	.000	159-226	.704	595	5.7	200-5	97	69	15	23	1241	11.9
2023-Present	Jackson, Ashlon	66-33	1403-21.3	134-369	.363	75-216	.347	65-84	.774	113	1.7	72-0	116	90	19	47	408	6.2
2007-10	Jackson, Keturah	126-59	2338-18.6	199-505	.394	18-65	.277	84-155	.542	372	3.0	218-4	185	204	35	192	500	4.0
2011-14	Jackson, Richa	115-47	2278-19.8	297-651	.456	22-82	.268	169-269	.628	402	3.5	168-3	99	167	13	151	785	6.8
2012-15	Johnson, Ka' Lia	123-37	1996-16.2	164-387	.424	32-98	.327	125-183	.683	355	2.9	178-1	165	164	8	106	485	3.9
1991-94	Johnson, Nicole	101-63	2267-22.4	294-701	.419	0-0	.000	161-225	.716	361	3.6	204-5	177	202	62	83	749	7.4
2013-14	Jones, Alexis	64-64	1908-29.8	264-587	.450	66-179	.369	114-144	.792	275	4.3	150-2	292	219	15	122	708	11.1
1996-99	Jones, Takisha	62-0	342-5.5	45-101	.446	0-0	.000	17-50	.340	112	1.8	63-1	6	27	5	5	107	1.7
1985-87	Kalinowski, Rita	48-1	259-5.4	16-58	.276	0-0	.000	3-13	.231	81	1.7	28-0	7	16	3	2	35	0.7
1992-95	Kauffman, Carey	111-80	2757-24.8	506-1055	.480	2-5	.400	214-287	.746	726	6.5	247-8	140	232	49	98	1228	11.1
2023-Present	Koabel, Emma	38-1	435-11.4	40-114	.351	25-76	.329	4-7	.571	39	1.0	36-0	25	24	9	25	109	2.9
1988-92	Kost, Monika	112-80	2808-25.1	334-634	.527	0-0	.000	300-474	.633	612	5.5	258-6	134	214	15	47	968	8.6
1989	Kraft, Jenni	28-3	564-20.1	125-245	.510	41-76	.539	90-100	.900	76	2.7	55-0	36	43	3	12	381	13.6
2001-04	Krapohl, Vicki	127-69	2432-19.1	185-437	.423	171-403	.424	25-42	.595	213	1.7	98-1	290	141	4	132	566	4.5
1979-81	Krause, Barb	74-72	---	383-813	.471	0-0	.000	232-314	.739	732	9.9	220-7	85	0	0	0	998	13.5
2005-06	Kurz, Laura	65-0	882-13.6	140-269	.520	56-125	.448	22-27	.815	151	2.3	97-1	41	59	28	41	358	5.5
2016-20	Lambert, Kyra	95-77	2629-27.7	233-571	.408	68-194	.351	96-137	.701	310	3.3	163-2	245	157	12	129	630	6.6
1986-89	Langhi, Ellen	114-34	1808-15.9	256-664	.386	19-71	.268	77-114	.675	269	2.4	130-4	118	149	6	25	608	5.3
1991-92	Lavoie, Celeste	40-29	854-21.4	165-329	.502	0-1	.000	59-93	.634	193	4.8	71-2	68	67	11	31	389	9.7
1979	Leonard, Sue	14-0	---	7-32	.219	0-0	.000	6-10	.600	9	0.6	7-0	14	0	0	0	20	1.4
2022-23	Lewis, Imani	17-0	122-7.2	21-43	.488	0-0	.000	18-31	.581	41	2.4	10-0	3	6	3	10	60	3.5
2011-14	Liston, Tricia	136-82	3399-25.0	566-1169	.484	252-549	.459	280-327	.856	561	4.1	177-0	185	232	12	116	1664	12.2
1979	Lockey, Mary	16-6	---	34-88	.386	0-0	.000	4-4	1.000	26	1.6	0-0	4	0	0	0	72	4.5
2024-Present	Mair, Taina	34-34	1057-31.1	126-336	.375	39-137	.285	42-48	.875	130	3.8	68-0	123	87	6	50	333	9.8
1979-80	Markeiwicz, Pam	42-6	---	57-123	.463	0-0	.000	12-15	.800	57	1.4	41-0	24	0	0	0	126	3.0
2004	Marsh, Kalita	7-0	17-2.4	3-8	.375	1-2	.500	0-1	.000	4	0.6	4-0	1	1	0	0	7	1.0
1982	Martin, Patti	11-4	---	7-20	.350	0-0	.000	1-2	.500	16	1.5	21-0	24	0	0	0	15	1.4
1979-82	Matthews, Kim	94-45	---	202-496	.407	0-0	.000	208-298	.698	422	4.5	234-14	150	0	0	0	612	6.5
2015-18	Mathias, Erin	124-42	2022-16.3	204-470	.434	0-3	.000	107-153	.699	415	3.3	197-4	118	137	72	73	515	4.2
2000-03	Matyasovsky, Michele	136-69	2720-20.0	340-730	.466	47-148	.318	100-133	.752	450	3.3	334-8	130	193	68	90	827	6.1
1978-80	McCarthy, Tara	67-62	---	354-813	.435	0-0	.000	171-268	.638	246	3.7	94-0	212	0	0	0	879	13.1
1990-93	McDonald, Dana	98-38	2213-22.6	350-877	.399	77-42	.318	83-111	.748	208	2.1	202-5	145	182	6	101	860	8.8
1989-92	McFarland, Pam	80-26	706-8.8	13-51	.255	0-0	.000	15-34	.441	56	0.7	86-0	84	121	4	45	41	0.5
1995	McGinnis, Jennifer	13-0	82-6.3	12-28	.429	5-15	.333	5-9	.556	29	2.2	10-0	3	6	3	5	34	2.6
1991-93	McKaig, Heather	26-0	62-2.7	5-12	.417	0-0	.000	3-4	.750	8	0.3	3-0	3	5	0	1	13	0.5
1990	McKisson, Jackie	25-0	191-7.6	27-51	.529	0-0	.000	18-26	.692	43	1.7	30-0	3	18	1	3	72	2.9
1996-99	Medhanie, Nazrawit	108-6	1419-13.1	120-325	.369	90-251	.359	54-82	.659	178	1.6	176-6	117	146	1	72	384	3.4
1986-90	Meier, Katie	109-79	3310-30.4	653-1374	.475	8-32	.250	447-624	.716	670	6.1	293-10	409	361	53	232	1761	16.2
1992-95	Meiman, Kristina	96-18	1202-12.5	171-396	.432	66-167	.395	112-141	.794	174	1.8	110-1	119	107	2	49	520	5.4
1982-85	Mikels, Candy	106-47	1743-22.1	374-842	.444	0-0	.000	250-351	.712	554	5.2	232-8	109	200	24	58	998	9.4
2006-08	Mitch, Brittany	59-5	767-13.0	66-151	.437	18-70	.257	16-33	.485	88	1.5	75-0	71	51	5	58	166	2.8
2007-10	Mitchell, Bridgette	131-43	1838-14.0	266-600	.443	18-65	.278	136-185	.735	492	3.8	242-1	97	154	47	127	686	5.2
1978-80	Monroe, Sue	50-2	---	13-39	.333	0-0	.000	14-19	.737	33	0.7	30-0	12	0	0	0	40	0.8
2013	Moore, Sierra	25-0	194-7.8	26-58	.448	0-0	.000	11-22	.500	24	1.0	21-0	12	6	2	11	63	2.5
1985-88	Moreland, Chris	111-109	3549-32.0	828-1448	.572	0-0	.000	576-868	.664	1229	11.1	312-6	119	277	28	94	2232	20.1
2004	Morgan, Dana	10-0	38-3.8	4-10	.400	2-5	.400	0-0	.000	2	0.2	5-0	1	3	0	6	10	1.0
1987-90	Morgan, Leigh	106-79	2894-27.8	202-514	.393	90-229	.393	94-122	.770	191	1.8	196-6	340	270	3	86	588	5.7
1978	Morgan, Tarlough	4-0	---	0-1	.000	0-0	.000	0-0	.000	0	0	0	0	0	0	0	0	0.0
2000-03	Mosch, Sheana	140-73	3368-24.1	448-1008	.444	41-123	.333	346-436	.794	500	3.6	184-2	271	223	16	183	1283	9.2
2019-21	Nwoke, Uchenna	25-0	88-3.5	4-15	.267	0-0	.000	3-6	.500	18	0.7	9-0	3	8	3	2	11	0.4
2017-20	Odom, Leaonna	125-99	3716-29.7	599-1131	.530	3-12	.250	186-305	.610	729	5.8	316-6	201	269	114	176	1387	11.1
2024-Present	Okananwa, Oluchi	34-0	727-21.4	117-245	.478	31-89	.348	66-87	.759	209								

ALL-TIME PLAYER CAREER STATS

YEARS	NAME	GP-GS	MIN-AVG	FG-FGA	PCT.	3P-3PA	PCT.	FT-FTA	PCT.	REB	AVG.	PF-FO	AST	TO	BS	ST	PTS	AVG.
1989-90	Peterson, Marcy	54-23	1213-22.5	172-455	.378	3-18	.167	67-117	.573	257	4.8	104-3	42	80	16	50	414	7.7
2016-17	Primm, Crystal	65-14	963-14.8	80-204	.392	0-3	.000	70-114	.614	135	2.1	92-0	56	76	0	39	230	3.5
1994	Puckett, Mary Ann	5-0	30-6.0	7-9	.778	0-0	.000	2-4	.500	7	1.4	6-0	2	1	1	0	16	3.2
1986	Radabaugh, Kathy	12-0	36-3.0	1-1	1.000	0-0	.000	2-5	.400	1	0.1	0-0	2	2	0	0	4	0.3
1980-81	Reid, Holly	42-1	---	33-86	.384	0-0	.000	16-27	.593	62	1.5	28-0	9	0	0	0	82	2.0
1997-00	Rice, Lauren	126-45	2455-19.5	233-556	.419	65-189	.344	259-342	.757	606	4.8	230-5	204	233	17	132	790	6.3
2023-Present	Richardson, Reigan	67-60	1668-24.9	258-598	.431	42-149	.282	88-111	.793	158	2.4	130-1	92	140	24	61	646	9.6
2015-16	Riggs, Mercedes	56-3	513-9.2	16-68	.235	15-63	.238	6-11	.545	33	0.6	32-0	33	26	1	19	53	1.0
1988-90	Rodgers, Teri	55-0	258-4.7	5-18	.278	0-3	.000	13-20	.650	19	0.3	13-0	29	37	0	6	23	0.4
2010	Rodgers, Alexis	24-0	125-5.2	15-36	.417	0-8	.000	5-7	.714	38	1.6	20-0	8	13	1	8	35	1.5
1980	Rokus, Jennifer	16-0	---	2-9	.222	0-0	.000	3-5	.600	8	0.5	3-0	1	0	0	0	7	0.4
2018-19	Roma, Sofia	36-0	200-5.6	7-18	.389	0-0	.000	4-8	.500	39	1.1	32-0	8	19	2	5	18	0.5
1980-83	Rose, Claire	105-55	405-16.2	307-776	.396	0-0	.000	160-207	.773	154	1.5	183-2	335	45	3	27	774	7.4
2016	Salvadores, Angela	29-15	751-25.9	93-216	.431	26-75	.347	41-63	.651	81	2.8	50-0	96	94	4	35	253	8.7
1993-96	Scanlon, Jennifer	118-93	3304-28.0	502-1206	.416	159-420	.379	214-315	.679	390	3.3	207-2	259	254	12	122	1377	11.7
2009-12	Scheer, Kathleen	120-18	1169-9.7	125-350	.357	43-159	.270	40-64	.625	250	2.1	134-1	63	84	54	61	333	2.8
2018-20	Schubert, Emily	20-0	40-2.0	1-6	.167	0-0	.000	0-0	.000	3	0.2	5-0	2	2	2	0	2	0.1
2022-23	Schmidt, Emma	2-0	1-0.5	0-1	.000	0-1	.000	0-0	.000	0	0.0	0	0	0	0	0	0	0.0
1998-01	Schweitzer, Georgia	136-115	3943-29.0	579-1248	.464	202-504	.401	260-358	.726	533	3.9	210-0	428	310	41	171	1620	11.9
2009-12	Selby, Shay	122-28	1752-14.4	180-446	.404	66-192	.344	62-87	.713	205	1.7	130-0	167	141	11	122	488	4.0
2023	Shaffer, Bo	1-0	1-1.0	1-1	1.000	0-0	.000	0-0	.000	0	0.0	0-0	0	0	0	0	2	2.0
2003	Smith, Brooke	25-0	233-9.3	34-64	.531	0-1	.000	17-26	.654	62	2.5	16-0	9	16	11	11	85	3.4
2005-08	Smith, Wanisha	135-119	3656-27.1	427-1046	.408	118-336	.351	284-385	.738	438	3.2	228-5	496	375	11	167	1256	9.3
1978	Smollens, Amy	4-0	---	1-1	1.000	0-0	.000	0-0	.000	0	0.0	0-0	0	0	0	0	2	0.5
1984-87	Sonzogni, Carolyn	101-20	1556-15.4	195-435	.448	0-0	.000	111-161	.689	112	1.1	174-6	172	217	8	101	501	5.0
1990	Steuby, Alice	7-0	19-2.7	2-2	1.000	0-0	.000	0-2	.000	5	0.7	1-0	0	2	0	0	4	0.6
2015-16	Stevens, Azurá	58-51	1731-29.8	383-732	.523	32-99	.323	140-209	.670	512	8.8	107-1	97	152	83	67	938	16.2
2016-19	Suqgs, Faith	122-24	1319-10.8	94-243	.387	22-81	.272	46-86	.535	197	1.6	117-0	40	85	4	52	156	2.1
1983-87	Sullivan, Sarah	113-104	2366-20.9	276-642	.430	0-0	.000	131-236	.555	671	5.9	400-23	106	166	210	44	683	6.0
2022-23	Taylor, Celeste	56-55	1610-28.7	234-597	.392	68-209	.325	92-135	.681	283	5.1	100-1	131	138	32	113	628	11.2
1978	Taylor, Sigrid	13-0	---	2-8	.250	0-0	.000	3-10	.300	13	1.0	0-0	1	0	0	0	7	0.5
1981	Tenney, Kathy	5-0	---	0-0	.000	0-0	.000	1-2	.500	0	0.0	1-0	0	0	0	0	1	0.2
2024-Present	Thomas, Delaney	33-0	548-16.6	62-112	.554	5-13	.385	35-50	.700	114	3.5	51-0	15	28	13	12	164	5.0
2008-11	Thomas, Jasmine	137-120	4109-30.0	629-1674	.376	180-538	.335	266-372	.715	472	3.4	223-0	449	385	64	287	1704	12.4
2008-11	Thomas, Krystal	135-62	2575-19.1	311-600	.471	0-2	.000	189-321	.589	779	5.7	238-3	92	244	196	85	811	6.0
1980-81	Thomasson, Patti	52-40	---	124-319	.389	0-0	.000	35-42	.762	112	2.2	130-8	186	0	0	0	280	5.4
2001-04	Tillis, Iciss	137-127	3886-28.4	673-1537	.438	128-367	.349	238-307	.775	946	6.9	352-10	301	321	151	270	1712	12.5
2018-19	Treece, Madison	21-0	110-5.2	5-22	.227	0-4	.000	8-15	.533	20	1.0	11-0	6	6	1	2	18	0.9
1998-99	Van Gorp, Michele	68-58	1266-18.6	389-649	.599	8-27	.296	157-248	.633	327	4.8	179-7	63	166	58	33	943	13.9
2010-13	Vernerey, Allison	140-23	2327-16.6	313-623	.502	0-0	.000	110-257	.428	515	3.7	235-4	108	203	109	104	736	5.3
2022-23	Volker, Lee	39-7	584-15.0	47-126	.373	3-30	.100	16-18	.889	99	2.5	62-2	30	41	13	32	113	2.9
1980-83	Walsh, Margo	102-44	151-6.6	334-848	.394	0-0	.000	135-190	.711	280	2.7	170-2	154	21	1	9	803	7.9
2006-09	Waner, Abby	131-111	3623-27.7	503-1283	.392	222-691	.321	180-242	.744	445	3.4	257-2	432	347	44	313	1408	10.7
2006-08	Waner, Emily	72-3	843-11.7	68-205	.332	49-150	.327	12-20	.600	81	1.1	48-0	86	64	5	37	197	2.7
1978-80	Warren, Lisa	69-63	---	257-635	.405	0-0	.000	166-264	.629	455	6.6	162-6	64	0	0	0	680	9.9
1984	Weeks, Susan	10-0	25-2.5	3-6	.500	0-0	.000	3-8	.375	8	0.8	4-0	1	20	0	1	9	0.9
2011-14	Wells, Chloe	96-23	1587-16.5	173-422	.410	63-172	.366	52-72	.722	126	1.3	103-0	190	101	13	167	461	4.8
1997-01	West, Missy	96-9	1087-11.3	158-398	.397	75-219	.342	58-76	.763	141	1.5	93-0	75	78	4	65	449	4.7
2001-02	White, Crystal	34-0	266-7.8	43-85	.506	0-0	.000	20-36	.556	72	2.1	46-0	6	26	31	6	106	3.1
2002-05	Whitley, Wynter	111-25	2021-18.2	224-512	.438	19-86	.221	162-239	.678	386	3.5	240-3	92	180	39	114	629	5.7
2012-15	Williams, Elizabeth	136-132	4162-30.6	791-1575	.502	1-3	.333	372-601	.619	1078	7.9	288-6	256	350	426	185	1955	14.4
2018-22	Williams, Jade	107-75	2842-23.7	351-696	.525	12-42	.139	97-194	.472	561	5.2	299-7	146	256	114	95	811	7.2
1988-91	Williams, Traci	100-67	2490-24.9	340-846	.402	4-15	.267	226-334	.677	529	5.3	253-13	200	275	23	108	910	9.1
1991-93	Willis, Shannon	59-2	808-13.7	132-264	.500	0-0	.000	74-125	.592	250	4.2	94-2	20	86	28	30	338	5.7
2024-Present	Wood, Jordan	14-0	66-4.7	6-18	.333	2-11	.182	5-6	.833	15	1.1	6-0	3	4	3	4	19	1.4

YEAR-BY-YEAR STATS

YEAR	TEAM	FG-A	PCT.	3FG-A	PCT.	FT-A	PCT.	REB-AVG.	F	A	T	B	S	PTS-AVG.
1975-76	Duke													
	Opp													
1976-77	Duke													
	Opp													
1977-78	Duke	419-1139	.357	-	-	258-427	.604	693-36.5	-	-	-	-	-	1096-54.8
	Opp	-	-	-	-	-	-	-	-	-	-	-	-	-
1978-79	Duke	604-1401	.431	-	-	253-399	.637	906-41.1	370	272	456	-	-	1461-66.4
	Opp	612-1529	.400	-	-	250-386	.647	941-42.7	382	262	436	-	-	1474-67.0
1979-80	Duke	746-1845	.404	-	-	383-579	.661	1166-43.2	538	355	602	-	-	1875-69.4
	Opp	833-1990	.419	-	-	328-506	.648	1268-47.0	576	384	576	-	-	1994-73.9
1980-81	Duke	726-1613	.450	-	-	329-478	.688	1021-40.8	504	373	503	-	-	1781-71.2
	Opp	711-1602	.443	-	-	337-484	.696	942-37.6	488	356	474	-	-	1759-70.3
1981-82	Duke	776-1859	.417	-	-	349-512	.682	1160-40.0	528	394	567	-	-	1901-65.6
	Opp	766-1791	.428	-	-	353-530	.666	1135-39.1	531	389	599	-	-	1885-65.0
1982-83	Duke	774-1662	.466	-	-	312-451	.692	1034-41.4	462	315	477	-	-	1860-74.4
	Opp	662-1609	.411	-	-	330-499	.661	960-38.4	479	297	478	-	-	1653-66.1
1983-84	Duke	736-1682	.438	-	-	416-617	.674	1072-39.7	466	335	511	-	-	1888-69.9
	Opp	764-1729	.442	-	-	294-480	.613	1064-39.4	558	355	549	-	-	1822-67.5
1984-85	Duke	789-1685	.468	-	-	439-620	.708	1103-40.9	487	399	506	-	-	2017-74.7
	Opp	735-1712	.429	-	-	302-486	.621	964-35.7	545	337	524	-	-	1772-65.6
1985-86	Duke	933-1964	.475	-	-	557-818	.681	1357-45.2	593	475	558	103	252	2423-80.8
	Opp	817-1914	.427	-	-	403-618	.652	1054-35.1	652	395	524	68	250	2037-67.9
1986-87	Duke	855-1799	.475	-	-	433-660	.656	1210-41.7	573	463	549	105	215	2143-73.9
	Opp	763-1815	.420	-	-	449-637	.705	1064-36.7	598	394	494	72	275	1975-68.1
1987-88	Duke	785-1726	.455	29-101	.287	467-716	.652	1223-43.7	530	453	593	79	219	2066-73.8
	Opp	741-1794	.413	64-196	.327	377-575	.656	1037-37.0	582	399	545	56	261	1923-68.7
1988-89	Duke	783-1754	.446	102-251	.406	436-610	.715	1087-38.8	479	461	510	44	205	2104-75.1
	Opp	865-1850	.468	68-197	.345	348-525	.663	1083-38.7	556	540	470	49	262	2146-75.6
1989-90	Duke	743-1707	.435	87-234	.372	406-614	.661	1123-40.1	495	421	488	42	191	1979-70.7
	Opp	754-1773	.425	89-265	.336	308-472	.653	1074-38.4	525	430	478	71	167	1905-68.0
1990-91	Duke	727-1629	.446	31-134	.231	455-669	.680	1145-40.9	484	371	543	74	186	1940-69.3
	Opp	727-1769	.411	114-311	.367	363-532	.682	1029-36.8	570	376	468	62	272	1931-69.0
1991-92	Duke	778-1700	.458	50-154	.325	425-647	.657	1066-36.8	524	398	547	76	238	2031-70.0
	Opp	747-1720	.434	99-289	.343	411-595	.691	1064-36.7	576	383	561	52	258	2004-69.1
1992-93	Duke	717-1685	.426	58-155	.374	372-532	.699	1047-38.8	533	359	532	74	247	1864-69.0
	Opp	731-1675	.436	75-243	.309	396-610	.649	1081-40.0	481	404	548	70	215	1933-71.6
1993-94	Duke	804-1744	.461	84-252	.333	363-529	.686	1049-38.9	478	448	475	82	289	2055-76.1
	Opp	689-1578	.437	69-203	.340	340-507	.671	974-36.1	466	306	586	55	220	1787-66.2
1994-95	Duke	948-2036	.466	139-383	.363	432-616	.701	1320-42.6	544	499	535	62	256	2467-79.6
	Opp	838-2031	.413	127-406	.313	352-532	.662	1164-37.5	549	361	545	72	241	2155-69.5
1995-96	Duke	957-1974	.485	192-525	.366	376-560	.671	1294-39.2	532	617	546	94	252	2482-75.2
	Opp	820-2095	.391	118-399	.296	268-438	.612	1189-36.0	554	382	568	70	244	2026-61.4
1996-97	Duke	814-1787	.456	160-454	.352	424-591	.717	1124-37.5	502	470	528	60	270	2212-73.7
	Opp	758-1758	.431	101-318	.318	333-474	.703	1040-34.7	537	356	577	69	241	1950-65.0
1997-98	Duke	867-1865	.465	177-503	.352	513-745	.689	1217-38.0	542	510	558	69	280	2424-75.8
	Opp	794-1948	.408	125-397	.315	327-505	.648	1083-33.8	671	368	590	55	252	2040-63.8
1998-99	Duke	1041-2153	.484	213-553	.385	565-791	.714	1460-40.6	644	640	638	88	292	2860-79.4
	Opp	890-2280	.390	137-499	.275	388-599	.648	1244-34.6	720	407	618	99	321	2305-64.0
1999-00	Duke	880-1976	.445	198-542	.365	576-765	.753	1337-39.3	573	560	600	75	361	2534-74.5
	Opp	716-1931	.371	135-470	.287	352-544	.647	1119-32.9	659	392	718	78	284	1919-56.4
2000-01	Duke	958-2092	.458	166-488	.340	476-679	.701	1344-39.5	666	579	611	173	412	2558-75.2
	Opp	720-1938	.372	153-480	.319	482-707	.682	1229-36.1	632	405	756	80	274	2075-61.0
2001-02	Duke	1080-2203	.490	199-520	.383	563-741	.760	1465-40.7	584	678	581	129	404	2922-83.5
	Opp	835-2194	.381	164-533	.308	415-596	.696	1238-35.4	633	433	688	72	273	2249-64.3
2002-03	Duke	1076-2354	.457	190-574	.331	580-788	.736	1494-40.4	629	626	504	169	462	2922-79.0
	Opp	729-2012	.362	153-472	.311	387-574	.674	1255-33.9	673	396	796	103	233	1998-54.0
2003-04	Duke	1027-2169	.473	182-546	.333	549-760	.722	1404-41.3	597	685	494	231	399	2785-81.9
	Opp	704-1944	.362	135-458	.295	408-581	.702	1132-33.3	605	387	707	108	225	1951-57.4
2004-05	Duke	1013-2209	.459	183-514	.356	528-754	.700	1563-43.4	601	656	597	267	372	2737-76.0
	Opp	721-2156	.334	178-620	.287	396-580	.683	1256-34.9	623	424	665	112	296	2016-56.0
2005-06	Duke	1125-2259	.498	212-542	.391	547-747	.732	1532-43.8	608	717	600	267	411	3009-86.0
	Opp	732-2085	.351	148-510	.290	426-636	.670	1167-33.3	626	384	741	111	306	2038-58.2
2006-07	Duke	940-2052	.458	160-465	.344	528-715	.738	1441-42.4	532	581	532	224	385	2568-75.5
	Opp	656-1954	.336	123-474	.259	313-474	.660	1154-33.9	580	333	688	117	255	1748-51.4
2007-08	Duke	958-2255	.425	131-486	.270	444-662	.671	1482-42.3	649	524	634	210	442	2491-71.2
	Opp	708-1941	.365	157-478	.328	514-724	.710	1251-35.7	585	353	756	119	285	2087-59.6
2008-09	Duke	885-2160	.410	147-460	.320	462-665	.695	1475-44.7	594	449	631	191	438	2379-72.1
	Opp	664-1904	.349	161-547	.294	411-614	.669	1224-37.1	568	354	759	109	305	1900-57.6
2009-10	Duke	947-2273	.417	156-512	.305	487-725	.672	1555-43.2	623	495	637	186	480	2537-70.5
	Opp	676-1925	.351	187-590	.317	421-629	.669	1231-34.2	640	404	819	128	271	1960-54.4

YEAR-BY-YEAR STATS

YEAR	TEAM	FG-A	PCT.	3FG-A	PCT.	FT-A	PCT.	REB-AVG.	F	A	T	B	S	PTS-AVG.
2010-11	Duke	939-2241	.419	199-581	.343	461-714	.646	1513-42.0	580	540	596	166	447	2538-70.5
	Opp	732-1972	.371	198-650	.305	341-544	.627	1262-35.1	636	450	766	123	268	2003-55.6
2011-12	Duke	964-2025	.476	146-394	.371	406-590	.688	1322-40.1	486	544	555	191	412	2480-75.2
	Opp	684-1876	.365	162-539	.301	316-455	.695	1085-32.9	522	392	698	127	281	1846-55.9
2012-13	Duke	1011-2228	.454	193-476	.405	468-632	.741	1516-42.1	580	571	597	187	414	2683-74.5
	Opp	720-2111	.341	179-623	.287	321-487	.659	1249-34.7	636	433	731	129	302	1940-53.9
2013-14	Duke	1067-2138	.499	187-460	.407	479-728	.658	1489-42.5	564	588	605	210	343	2800-80.0
	Opp	807-2194	.368	244-444	.314	370-526	.703	1176-33.6	641	464	599	91	266	2228-63.7
2014-15	Duke	875-1984	.441	151-466	.324	466-690	.675	1532-45.1	537	501	623	221	306	2367-69.9
	Opp	716-2071	.346	247-835	.296	327-495	.661	1140-33.5	593	435	537	114	283	2006-59.0
2015-16	Duke	829-1865	.445	158-460	.343	373-562	.664	1335-41.7	539	441	593	173	268	2189-68.4
	Opp	691-1955	.353	207-700	.296	299-464	.644	1104-34.5	532	396	515	109	269	1888-59.0
2016-17	Duke	933-1970	.474	183-479	.382	457-609	.750	1316-38.7	540	530	530	189	376	2506-73.7
	Opp	686-2037	.337	210-801	.262	303-458	.662	1158-34.1	546	407	616	88	260	1885-55.4
2017-18	Duke	847-1857	.456	209-543	.385	368-532	.692	1253-38.0	461	490	502	157	340	2271-68.0
	Opp	683-1927	.354	235-790	.297	258-389	.663	1098-33.3	502	502	536	99	228	1859-56.3
2018-19	Duke	722-1689	.427	171-489	.350	294-453	.649	1086-36.2	459	377	544	112	268	1909-63.6
	Opp	687-1786	.385	198-667	.297	289-417	.693	1078-35.9	444	412	512	94	256	1861-62.0
2019-20	Duke	761-1764	.431	165-513	.322	345-484	.713	1127-37.6	470	416	538	122	303	2032-67.7
	Opp	702-1811	.388	199-686	.290	302-436	.693	1068-35.6	468	417	546	66	232	1905-63.5
2020-21	Duke	116-247	.470	29-85	.341	37-55	.673	192-48.0	52	65	66	9	21	298-74.5
	Opp	97-262	.370	18-67	.269	28-45	.622	119-29.8	54	34	43	9	35	240-60.0
2021-22	Duke	731-1785	.410	201-647	.311	288-435	.662	1168-38.9	441	413	495	123	200	1951-65.0
	Opp	722-1828	.395	151-458	.330	270-391	.691	1090-36.3	459	333	435	96	224	1865-62.2
2022-23	Duke	796-1911	.417	158-505	.313	349-489	.714	1253-38.0	550	456	507	173	295	2099-63.6
	Opp	609-1726	.352	140-497	.282	326-454	.718	1040-31.5	534	271	609	80	241	1684-51.0
2023-24	Duke	879-1984	.443	193-608	.317	365-476	.767	1302-38.3	601	493	581	194	286	2316-68.1
	Opp	700-1894	.370	167-528	.316	400-580	.690	1076-31.6	516	331	576	98	281	1967-57.9

YEAR-BY-YEAR COACHING RECORDS

YEAR	COACH	OVERALL	ACC	HOME	AWAY	NEUTRAL	ACC RS	ACCT FINISH	FINAL AP RANK	FINAL USA TODAY RANK	POSTSEASON
1975-76	Emma Jean Howard	0-14	--	0-8	0-6	0-0	--	--	--	--	--
1976-77	Emma Jean Howard	2-12	--	2-5	0-6	0-1	--	--	--	--	--
HOWARD'S TOTALS (2 SEASONS)		2-26	--	2-13	0-12	0-1					
1977-78	Debbie Leonard	1-19	0-8	0-9	1-8	0-2	7th	Quarterfinalist	--	--	--
1978-79	Debbie Leonard	11-11	3-6	8-3	3-6	0-2	5th	Quarterfinalist	--	--	--
1979-80	Debbie Leonard	14-13	5-5	8-3	5-5	1-5	4th	Quarterfinalist	--	--	--
1980-81	Debbie Leonard	11-14	3-6	8-3	3-9	0-2	6th	Quarterfinalist	--	--	--
1981-82	Debbie Leonard	14-15	3-8	8-5	4-7	2-3	6th	Quarterfinalist	--	--	--
1982-83	Debbie Leonard	15-10	6-7	9-3	4-6	2-1	4th	Quarterfinalist	--	--	--
1983-84	Debbie Leonard	13-14	5-9	9-5	3-6	1-3	6th	Quarterfinalist	--	--	--
1984-85	Debbie Leonard	19-8	7-7	8-3	6-4	5-1	5th	Semifinalist	--	--	--
1985-86	Debbie Leonard	21-9	9-5	11-2	9-3	1-4	3rd	Quarterfinalist	--	--	WNIT
1986-87	Debbie Leonard	19-10	7-7	12-3	5-6	2-1	4th	Quarterfinalist	--	--	NCAA Second Round
1987-88	Debbie Leonard	17-11	5-9	9-4	6-6	2-1	5th	Quarterfinalist	--	--	--
1988-89	Debbie Leonard	12-16	2-12	5-8	4-7	3-1	7th	Quarterfinalist	--	--	--
1989-90	Debbie Leonard	15-13	4-10	9-3	4-8	2-2	6th	Quarterfinalist	--	--	--
1990-91	Debbie Leonard	16-12	6-8	8-6	5-4	3-2	5th	Quarterfinalist	--	--	--
1991-92	Debbie Leonard	14-15	4-12	7-7	4-7	3-1	8th	Quarterfinalist	--	--	--
LEONARD'S TOTALS (15 YEARS)		212-190	69-119	119-67	66-92	27-31					
1992-93	Gail Goesten Kors	12-15	3-13	7-6	4-8	1-1	9th	First Round	--	--	--
1993-94	Gail Goesten Kors	16-11	7-9	10-3	5-7	1-1	5th	Quarterfinalist	--	--	--
1994-95	Gail Goesten Kors	22-9	10-6	12-2	5-6	5-1	4th	Finalist	20	17	NCAA Second Round
1995-96	Gail Goesten Kors	26-7	12-4	11-3	9-3	6-1	2nd	Finalist	13	19	NCAA Second Round
1996-97	Gail Goesten Kors	19-11	9-7	11-2	5-6	3-3	5th	Semifinalist	--	--	NCAA Second Round
1997-98	Gail Goesten Kors	24-8	13-3	14-1	5-4	5-3	1st	Semifinalist	8	7	NCAA Elite Eight
1998-99	Gail Goesten Kors	29-7	15-1	15-1	9-2	5-4	1st	Semifinalist	10	2	NCAA Finalist
1999-00	Gail Goesten Kors	28-6	12-4	16-2	7-3	5-1	2nd	Champion	10	11	NCAA Sweet 16
2000-01	Gail Goesten Kors	30-4	13-3	14-1	9-2	7-1	1st	Champion	5	8	NCAA Sweet 16
2001-02	Gail Goesten Kors	31-4	16-0	15-1	10-1	6-2	1st	Champion	3	4	NCAA Semifinalist
2002-03	Gail Goesten Kors	35-2	16-0	13-1	9-0	13-1	1st	Champion	2	4	NCAA Semifinalist
2003-04	Gail Goesten Kors	30-4	15-1	14-1	10-1	6-2	1st	Champion	1	5	NCAA Elite Eight
2004-05	Gail Goesten Kors	31-5	12-2	13-1	9-2	9-2	1st	Finalist	7	8	NCAA Elite Eight
2005-06	Gail Goesten Kors	31-4	12-2	12-1	12-1	7-2	2nd	Semifinalist	4	2	NCAA Finalist
2006-07	Gail Goesten Kors	32-2	14-0	14-0	11-0	7-2	1st	Semifinalist	1	6	NCAA Sweet 16
GOESTENKORS' TOTALS (15 YEARS)		396-99	179-55	191-26	119-46	86-27					
2007-08	Joanne P. McCallie	25-10	10-4	10-3	7-4	8-3	3rd	Finalist	9	9	NCAA Sweet 16
2008-09	Joanne P. McCallie	27-6	11-3	14-0	8-4	5-2	3rd	Finalist	6	14	NCAA Second Round
2009-10	Joanne P. McCallie	30-6	12-2	16-1	8-4	6-1	1st	Champion	6	6	NCAA Elite Eight
2010-11	Joanne P. McCallie	32-4	12-2	17-0	11-3	4-1	1st	Champion	6	7	NCAA Elite Eight
2011-12	Joanne P. McCallie	27-6	15-1	13-1	11-2	3-3	1st	Quarterfinalist	6	7	NCAA Elite Eight
2012-13	Joanne P. McCallie	33-3	17-1	16-0	11-2	6-1	1st	Champion	5	6	NCAA Elite Eight
2013-14	Joanne P. McCallie	28-7	12-4	13-4	10-2	5-1	2nd	Finalist	9	13	NCAA Second Round
2014-15	Joanne P. McCallie	23-11	11-5	17-1	5-8	1-2	4th	Semifinalist	16	12	NCAA Sweet 16
2015-16	Joanne P. McCallie	20-12	8-8	11-5	5-6	4-1	7th	Quarterfinalist	--	--	--
2016-17	Joanne P. McCallie	28-6	13-3	17-1	9-4	2-1	2nd	Semifinalist	9	15	NCAA Second Round
2017-18	Joanne P. McCallie	24-9	11-5	16-1	7-6	1-2	4th	Quarterfinalist	20	18	NCAA Sweet 16
2018-19	Joanne P. McCallie	15-15	6-10	9-4	4-8	2-3	10th	Second Round	-	-	-
2019-20	Joanne P. McCallie	18-12	12-6	12-3	6-8	0-1	3rd	Quarterfinalist	-	-	-
MCCALLIE' S TOTALS (13 YEARS)		330-107	150-54	181-24	102-61	47-22					
2020-21	Kara Lawson	3-1	0-1	3-1	0-0	0-0	-	N/A			
2021-22	Kara Lawson	17-13	7-11	8-7	7-5	2-1	10th	Second Round	-	-	-
2022-23	Kara Lawson	26-7	14-4	14-2	10-3	2-2	2nd	Semifinalist	13	16	NCAA Second Round
2023-24	Kara Lawson	22-12	11-7	14-3	6-7	2-2	7th	Quarterfinalist	17	21	NCAA Sweet 16
LAWSON'S TOTALS (2 YEARS)		68-33	32-23	39-13	23-15	6-5					

OVERALL TOTALS (49 YEARS) 1008-455 430-251 532-143 310-226 166-86

ALL-TIME RESULTS

1975-76

Coach: Emma Jean Howard

Record: 0-14

Dec. 3	St. Augustine	L	45-65
Dec. 6	Pfeiffer	L	49-77
Dec. 9	at Peace	L	48-81
Jan. 13	at North Carolina	L	53-85
Jan. 15	N.C. Central	L	36-64
Jan. 20	East Carolina	L	31-72
Jan. 22	at Campbell	L	55-73
Jan. 26	N.C. Central	L	43-44
Jan. 29	N.C. State	L	37-67
Jan. 31	at UNC Charlotte	L	47-64
Feb. 3	Campbell	L	69-72
Feb. 7	at Elon College	L	43-82
Feb. 14	Elon College	L	47-50
Feb. 19	at N.C. State	L	35-78

1976-77

Coach: Emma Jean Howard

Record: 2-12

Jan. 19	at Wake Forest	L	52-57
Jan. 21	Elon College	L	47-48
Jan. 25	UNC Charlotte	W	64-60
Jan. 28	Virginia Commonwealth	L	48-49
Feb. 1	#14 N.C. State	L	35-87
Feb. 3	at Campbell	L	63-78
Feb. 5	Shaw	L	59-76
Feb. 8	at Shaw	L	51-89
Feb. 11	at Western Carolina	L	45-77
Feb. 12	at N.C. Central	L	47-52
Feb. 16	N.C. Central	W	58-53
Feb. 19	Campbell	L	48-66
Feb. 21	at Elon College	L	38-74
Feb. 24	vs. Campbell ¹	L	50-61

1 - NCAIAW Tournament (High Point, N.C.)

1977-78

Coach: Debbie Leonard

Record: 1-19, 0-8 ACC (7th)

Dec. 1	UNC Greensboro	L	57-82
Dec. 3	at East Carolina	L	55-80
Dec. 5	Virginia*	L	57-74
Dec. 8	Wake Forest*	L	54-55
Jan. 11	at Clemson*	L	59-118
Jan. 14	#7 Maryland*	L	47-117
Jan. 19	at #2 N.C. State*	L	43-125
Jan. 20	at Virginia Commonwealth	W	65-59
Jan. 24	at North Carolina*	L	68-87
Jan. 26	at UNC Greensboro	L	63-81
Jan. 28	at Appalachian State	L	60-87
Feb. 2	#2 N.C. State*	L	36-86
Feb. 4	at UNC Charlotte	L	62-72
Feb. 6	East Carolina	L	66-70
Feb. 9	vs. #7 Maryland ¹	L	39-103
Feb. 16	Appalachian State	L	68-75
Feb. 18	Western Carolina	L	56-93
Feb. 20	at Davidson	L	61-62
Feb. 24	North Carolina*	L	72-80
Mar. 2	vs. East Carolina ²	L	47-87

1 - ACC Tournament (Charlottesville, Va.)

2 - NCAIAW Tournament (Greenville, N.C.)

1978-79

Coach: Debbie Leonard

Record: 11-11, 3-6 ACC (5th)

Nov. 28	UNC Wilmington	W	71-61
Nov. 30	at Wake Forest*	W	65-52
Dec. 2	at East Carolina	L	66-81
Dec. 4	Guilford	W	82-48
Dec. 7	North Carolina*	L	65-82
Dec. 12	at Virginia Commonwealth	W	70-57
Jan. 10	Catawba	W	82-33
Jan. 13	Georgia Tech*	W	70-55
Jan. 16	at UNC Greensboro	W	65-51
Jan. 18	at #3 Maryland*	L	55-82
Jan. 20	#7 N.C. State*	L	44-99
Jan. 24	at Virginia*	L	61-68
Jan. 26	Peace	W	90-75
Jan. 29	Wake Forest*	W	77-66
Jan. 31	UNC Greensboro	W	64-52
Feb. 5	Clemson*	L	58-94
Feb. 8	vs. Clemson ¹	L	56-81
Feb. 12	Davidson	W	78-25
Feb. 16	at Appalachian State	L	64-85
Feb. 17	at Western Carolina	L	78-89
Feb. 20	at North Carolina*	L	54-69
Feb. 22	vs. East Carolina ²	L	46-69

1 - ACC Tournament (Raleigh, N.C.)

2 - NCAIAW Tournament (Boone, N.C.)

1979-80

Coach: Debbie Leonard

Record: 14-13, 5-5 ACC (4th)

Nov. 24	vs. Wake Forest* ¹	W	80-70
Nov. 25	at Virginia*	L	58-74
Nov. 29	at #5 N.C. State*	L	55-86
Dec. 1	East Carolina	W	76-75
Dec. 3	at Furman	W	90-56
Dec. 6	at North Carolina*	L	58-91
Dec. 8	UNC Asheville	W	101-53
Dec. 21	vs. St. John's	L	55-79
Dec. 22	at Princeton	W	66-61
Jan. 5	Colorado	L	64-78
Jan. 9	at #18 Clemson*	L	56-111
Jan. 11	Connecticut ²	L	69-81
Jan. 12	vs. Georgia State ³	L	57-68
Jan. 16	Wake Forest*	W	71-68
Jan. 18	#15 Maryland*	L	63-82
Jan. 19	Virginia Commonwealth	W	64-58
Jan. 21	at Georgia Tech*	W	72-71
Jan. 23	Virginia*	W	65-63
Jan. 28	Peace	W	83-60
Feb. 2	Appalachian State	W	88-70
Feb. 5	at UNC Wilmington	L	67-68
Feb. 8	vs. North Carolina ⁴	L	63-85
Feb. 11	at UNC Greensboro	W	82-74
Feb. 14	North Carolina	W	66-61
Feb. 19	at Guilford	W	82-69
Feb. 22	vs. North Carolina ⁵	L	59-83
Feb. 23	vs. East Carolina ⁵	L	65-99

1 - ACC Tip-Off Classic (Charlottesville, Va.)

2 - Duke/Carolina Doubleheader (Durham, N.C.)

3 - Duke/Carolina Doubleheader (Chapel Hill, N.C.)

4 - ACC Tournament (College Park, Md.)

5 - NCAIAW Tournament (Raleigh, N.C.)

1980-81

Coach: Debbie Leonard

Record: 11-14, 3-6 ACC (6th)

Nov. 21	at St. Joseph's	L	57-84
Nov. 22	at LaSalle	L	74-91
Nov. 29	George Mason	W	86-50
Dec. 2	UNC Wilmington	W	78-77
Dec. 4	#10 N.C. State*	L	78-96
Dec. 6	Appalachian State	W	90-71
Dec. 8	Wake Forest*	W	98-75
Dec. 10	at Virginia*	L	57-73
Jan. 2	at Cincinnati	L	64-86
Jan. 3	at Dayton	L	78-99
Jan. 5	at Xavier	W	74-46
Jan. 8	Manhattan	W	74-54
Jan. 10	at #17 Maryland*	L	68-85
Jan. 14	at Wake Forest*	W	76-61
Jan. 19	at East Carolina	L	69-79
Jan. 24	at Virginia Tech	L	55-66
Jan. 29	North Carolina*	L	65-77
Jan. 31	UNC Asheville	W	85-54
Feb. 2	#20 Clemson*	L	54-67
Feb. 6	Georgia Tech*	W	74-51
Feb. 7	Furman	W	89-48
Feb. 12	vs. #12 Maryland ¹	L	49-72
Feb. 18	at North Carolina*	L	47-77
Feb. 23	at Appalachian State	W	69-46
Mar. 2	vs. Appalachian State ²	L (OT)	73-74

1 - ACC Tournament (Clemson, S.C.)

2 - NCAIAW Tournament (Chapel Hill, N.C.)

1981-82

Coach: Debbie Leonard

Record: 14-15, 3-8 ACC (6th)

Nov. 20	George Washington	W	82-45
Nov. 21	Marshall	L	57-58
Nov. 27	Georgia Tech*	W	62-50
Dec. 1	at Wake Forest*	L	60-67
Dec. 3	North Carolina*	L	47-73
Dec. 8	#9 N.C. State*	L	53-70
Dec. 11	Virginia Tech	W	71-58
Jan. 3	#12 Maryland*	L	52-65
Jan. 8	at Stetson ¹	W	79-59
Jan. 9	vs. Georgia Southern ¹	L	58-64
Jan. 12	Wake Forest*	W	75-52
Jan. 15	vs. James Madison ²	L	75-76
Jan. 16	vs. Campbell ²	W	83-64
Jan. 19	at North Carolina*	L	59-93
Jan. 23	at Clemson*	L	59-84
Jan. 25	Stetson	W	70-44
Jan. 27	Virginia*	W	80-63
Jan. 30	at Appalachian State	W	75-60
Feb. 5	at North Georgia	W	74-62
Feb. 6	at Georgia Tech*	L	61-64
Feb. 10	at #8 N.C. State*	L	61-81
Feb. 13	at UNC Asheville	W	60-45
Feb. 16	East Carolina	W	57-79
Feb. 19	Appalachian State	W	85-73
Feb. 21	at UNC Wilmington	L	57-59
Feb. 26	at #9 N.C. State ³	L	55-69
Mar. 9	James Madison ⁴	W	63-60
Mar. 12	at East Tennessee St. ⁵	W (OT)	74-73
Mar. 13	vs. Vanderbilt ⁵	L	57-75

1 - Hatter Classic (DeLand, Fla.)

2 - Played in Greenville, N.C.

3 - ACC Tournament (Raleigh, N.C.)

4 - AIAW Region II Tournament (Durham, N.C.)

5 - AIAW Region II Tournament (Johnson City, Tenn.)

1982-83

Coach: Debbie Leonard

Record: 15-10, 6-7 ACC (4th)

Nov. 26	Eastern Kentucky	W	74-57
Dec. 1	at Clemson*	W	72-70
Dec. 4	UNC Charlotte	W	78-46
Dec. 10	vs. Furman	W	88-51
Dec. 11	vs. Baptist	W	86-37
Dec. 30	Virginia*	W	73-63
Jan. 3	at Georgia Tech*	W	55-43
Jan. 6	at Manhattan	L	64-69
Jan. 7	at Wagner	W	87-56
Jan. 11	#20 North Carolina*	L	68-84
Jan. 14	San Diego State	W	82-68
Jan. 18	#3 Maryland*	L	49-72
Jan. 22	Richmond	W	77-65
Jan. 26	at N.C. State*	L	55-71
Jan. 29	Clemson*	W	95-81
Jan. 31	Georgia Tech*	W	80-40
Feb. 2	at Wake Forest*	W	76-58
Feb. 5	at Virginia*	L	63-66
Feb. 13	at #8 Maryland*	L	68-89
Feb. 17	at #20 North Carolina*	L	65-82
Feb. 19	at UNC Charlotte	L	66-73
Feb. 22	#16 N.C. State*	L	81-102
Feb. 25	Appalachian State	W	89-51
Feb. 28	Western Carolina	W	77-67
Mar. 4	Clemson ¹	L (OT)	92-93

1 - ACC Tournament (Fayetteville, N.C.)

1983-84

Coach: Debbie Leonard

Record: 13-14, 5-9 ACC (6th)

Nov. 26	N.C. Central	W	103-60
Nov. 27	Mars Hill	W	90-47
Nov. 29	Virginia*	L	58-72
Dec. 2	vs. Toledo ¹	W	66-59
Dec. 3	at Eastern Kentucky ¹	L	44-46
Dec. 6	#15 Clemson*	L	72-78
Dec. 10	at #8 Maryland*	L	54-81
Dec. 29	vs. Providence ²	L	64-65
Dec. 30	vs. Seton Hall ²	L	67-74
Jan. 1	vs. Florida International ²	L	56-83
Jan. 7	at Georgia Tech*	W	74-72
Jan. 11	at North Carolina*	L	63-72
Jan. 14	Pennsylvania	W	74-47
Jan. 17	at #14 Clemson*	L	73-79
Jan. 20	Wake Forest*	W	66-57
Jan. 24	#20 N.C. State*	L	62-86
Jan. 28	at Richmond	W	81-71
Feb. 1	at Wake Forest*	L	58-73
Feb. 4	at #17 Virginia*	L	55-82
Feb. 8	#17 Maryland*	L	63-64
Feb. 11	Georgia Tech*	W	69-61
Feb. 16	#16 North Carolina*	W	80-67
Feb. 18	Campbell	W	89-64
Feb. 21	at #15 N.C. State*	W (OT)	74-73
Feb. 25	UNC Wilmington	W	87-69
Feb. 27	North Carolina A&T	W	78-39
Mar. 2	vs. #16 N.C. State ³	L	68-81

1 - Eastern Kentucky Tournament (Richmond, Ky.)

2 - Dial Classic (Miami, Fla.)

3 - ACC Tournament (Fayetteville, N.C.)

1984-85

Coach: Debbie Leonard

Record: 19-8, 7-7 ACC (5th)

Nov. 20	N.C. Central	W	109-53
Nov. 23	vs. Furman ¹	W	103-66
Nov. 24	vs. William & Mary ¹	W	86-48

Nov. 28	Mars Hill	W	93-60
Dec. 1	at Radford	W	83-64
Dec. 5	at Wake Forest*	L	53-64
Dec. 8	Maryland*	W	68-58
Dec. 19	at Stetson	W	67-56
Dec. 20	vs. Georgetown ²	W	84-49
Dec. 21	vs. Georgia Southern ²	W	71-65
Dec. 31	Clemson*	W	84-76
Jan. 5	#11/-- Virginia*	L	58-75
Jan. 8	North Carolina*	W	63-62
Jan. 12	at Georgia Tech*	W	65-58
Jan. 14	at Clemson*	W	76-70
Jan. 19	Wake Forest*	L	55-59
Jan. 22	at N.C. State*	L	62-68
Jan. 25	Georgia Tech*	W	75-67
Jan. 29	Richmond	W	73-46
Feb. 2	at #15/17 Virginia*	L	66-74
Feb. 6	at Maryland*	W	63-60
Feb. 12	at North Carolina*	L	68-88
Feb. 15	Virginia Commonwealth	W	86-62
Feb. 19	#15/15 N.C. State*	L	72-73
Feb. 23	at UNC Wilmington	W	96-86
Mar. 1	vs. Clemson ³	W	81-76
Mar. 2	vs. #14/14 N.C. State ³	L	57-89

1 - Duke/WFU Doubleheader (Winston-Salem, N.C.)

2 - USF Holiday Classic (Tampa, Fla.)

3 - ACC Tournament (Fayetteville, N.C.)

1985-86

Coach: Debbie Leonard

Record: 21-9, 9-5 ACC (3rd)

Women's National Invitational

Nov. 23	Maryland-Eastern Shore	W	85-58
Nov. 26	Cheyney	W	98-66
Nov. 30	at George Mason	W	85-66
Dec. 1	at Richmond	W	99-65
Dec. 4	Wake Forest*	W	77-67
Dec. 7	at Maryland*	L	60-74
Dec. 18	at Rider	W	79-36
Dec. 19	at Seton Hall	W	88-66
Dec. 27	vs. Washington ¹	L	71-83
Dec. 28	vs. Cheyney ¹	W	100-56
Dec. 30	Indiana State	W	94-40
Jan. 4	Radford	W	86-72
Jan. 7	#19/18 North Carolina*	W	79-78
Jan. 11	at Georgia Tech*	W	78-69
Jan. 13	at Clemson*	W	93-77
Jan. 18	at #4/4 Virginia*	L	76-90
Jan. 21	N.C. State*	W	70-66
Jan. 25	Georgia Tech*	W	77-61
Jan. 27	Princeton	W	77-35
Feb. 1	#3/3 Virginia*	L	67-81
Feb. 5	at N.C. State*	L	86-102
Feb. 8	Clemson*	W	80-76
Feb. 12	at #13/13 North Carolina*	W	86-79
Feb. 15	at Wake Forest*	W	76-59
Feb. 17	UNC Asheville	W	95-41
Feb. 22	Maryland*	L	67-72
Mar. 1	vs. Wake Forest ²	L	71-72
Mar. 20	at West Texas State ³	W	68-67
Mar. 21	vs. Northwestern State ³	L	88-89
Mar. 22	vs. Notre Dame ³	L	67-74

1 - Texaco-Havoline Christmas Cla. (Villanova, Pa.)

2 - ACC Tournament (Fayetteville, N.C.)

3 - WNIT (Amarillo, Texas)

1986-87

Coach: Debbie Leonard

Record: 19-10, 7-7 ACC (4th)

NCAA Tournament - Second Round

Nov. 28	vs. Florida ¹	W	76-74
Nov. 29	at DePaul ¹	L	72-78
Dec. 3	Clemson*	W	78-72
Dec. 6	Appalachian State	W	84-66
Dec. 9	Winthrop	W	80-45
Dec. 12	at #16/17 Maryland*	L	64-65
Dec. 27	at Hofstra	W	82-69
Dec. 29	at St. John's ²	W	80-63
Dec. 30	vs. Kentucky ²	W	68-63
Jan. 2	East Carolina	W	84-70
Jan. 4	Old Dominion	W	63-56
Jan. 7	at North Carolina*	L	68-76
Jan. 10	Brigham Young	W	80-60
Jan. 14	Wake Forest*	L	72-73
Jan. 17	#--/22 Maryland*	W	70-63
Jan. 21	#14/14 N.C. State*	L	79-86
Jan. 24	at #6/6 Virginia*	L	43-71
Jan. 26	Georgia Tech*	W	85-66
Jan. 31	at Wake Forest*	W	84-63
Feb. 3	at #13/15 N.C. State*	W	76-69
Feb. 7	at Georgia Tech*	W	86-72
Feb. 9	at Clemson*	L	76-79
Feb. 12	Richmond	W	68-52
Feb. 14	Northern Illinois	W	85-68
Feb. 21	#7/9 Virginia*	W	77-76
Feb. 23	North Carolina*	L	67-83
Feb. 28	vs. Maryland ³	L	62-64
Mar. 11	Manhattan ⁴	W	70-55
Mar. 14	at #5/6 Rutgers ⁵	L	64-78

1 - DePaul Tournament (Chicago, Ill.)

2 - Cahill Invitational (Jamaica, N.Y.)

3 - ACC Tournament (Fayetteville, N.C.)

4 - NCAA First Round (Durham, N.C.)

5 - NCAA Second Round (Piscataway, N.J.)

1987-88

Coach: Debbie Leonard

Record: 17-11, 5-9 ACC (5th)

Nov. 27	Wisconsin	W	86-66
Nov. 30	Howard	W	83-71
Dec. 5	vs. Southern California ¹	W	78-75
Dec. 6	at Providence ¹	W	87-75
Dec. 10	East Tennessee State	W	86-48
Dec. 12	at East Carolina	W	68-49
Dec. 21	Harvard	W	86-61
Dec. 27	at California	W	85-57
Dec. 29	at San Jose State ²	W	86-47
Dec. 30	vs. Purdue ²	W	76-71
Jan. 2	Boston University	W	73-58
Jan. 4	Clemson*	W	68-61
Jan. 9	at #15/14 Maryland*	L	73-83
Jan. 12	at Wake Forest*	L	57-58
Jan. 15	Georgia Tech*	W (OT)	77-71
Jan. 19	at N.C. State*	L	85-97
Jan. 23	#14/14 Virginia*	L	49-72
Jan. 27	North Carolina*	L	65-66
Jan. 30	at Georgia Tech*	W	80-71
Feb. 1	at Clemson*	L	65-78
Feb. 6	Notre Dame	L	66-78
Feb. 10	at Old Dominion	W	83-81
Feb. 13	#11/12 Maryland*	W	81-73
Feb. 16	Wake Forest*	L	59-62
Feb. 20	at North Carolina*	L	64-68
Feb. 24	N.C. State*	W	68-66
Feb. 27	at #9/10 Virginia*	L	67-79
Mar. 5	vs. #--/25 Clemson ³	L	65-81

ALL-TIME RESULTS

- 1 - Lady Friar Classic (Providence, R.I.)
 2 - Tip-Off Classic (San Jose, Calif.)
 3 - ACC Tournament (Fayetteville, N.C.)

1988-89

Coach: Debbie Leonard

Record: 12-16, 2-12 ACC (7th)

Nov. 25	vs. Eastern Washington ¹	W	79-57
Nov. 26	vs. San Diego ¹	W	64-56
Nov. 30	East Carolina	W	93-60
Dec. 2	Cleveland State ²	W	100-60
Dec. 3	James Madison ²	W	80-79
Dec. 5	William & Mary	W	65-47
Dec. 9	vs. Connecticut ³	W	83-69
Dec. 10	at Virginia Commonwealth ³	W	83-76
Dec. 20	#6/7 Stanford	L	76-91
Dec. 29	at Tulane	W	80-72
Dec. 30	at Southeastern Louisiana	W	82-71
Jan. 2	at Clemson*	L	55-69
Jan. 7	at #13/13 Virginia*	L	66-78
Jan. 10	at North Carolina*	L (OT)	92-93
Jan. 14	#8/8 Maryland*	L	86-87
Jan. 17	#16/14 N.C. State*	L	68-75
Jan. 21	#--/24 Old Dominion	L	70-77
Jan. 24	Wake Forest*	L	69-72
Jan. 28	Georgia Tech*	L (OT)	94-97
Jan. 31	at Richmond	L	70-87
Feb. 4	at #6/4 Maryland*	L	64-100
Feb. 8	Clemson*	L	50-71
Feb. 11	#14/14 Virginia*	L	81-99
Feb. 15	North Carolina*	W	74-72
Feb. 21	at #15/14 N.C. State*	L	78-92
Feb. 25	at Georgia Tech*	W	78-71
Feb. 27	at Wake Forest*	L	74-79
Mar. 4	vs. #14/14 N.C. State ⁴	L	50-89

- 1 - Downeast Auto Classic (Bangor, Maine)
 2 - Duke Dial Soap Classic (Durham, N.C.)
 3 - VCU Classic (Richmond, Va.)
 4 - ACC Tournament (Fayetteville, N.C.)

1989-90

Coach: Debbie Leonard

Record: 15-13, 4-10 ACC (6th)

Nov. 25	vs. Illinois ¹	L	63-68
Nov. 26	vs. St. John's ¹	W	95-63
Nov. 28	at Appalachian State	W	73-65
Dec. 1	New Hampshire ²	W	82-47
Dec. 2	Boston College ²	W	85-64
Dec. 6	Western Carolina	W	77-64
Dec. 9	at William & Mary	W	65-62
Dec. 18	at #23/24 Old Dominion	L	78-92
Dec. 28	vs. Hofstra ³	W	86-48
Dec. 29	at Wagner ³	W	66-56
Dec. 31	at Seton Hall	W	72-65
Jan. 3	Radford	W	62-58
Jan. 5	at #12/13 Maryland*	L	60-68
Jan. 10	#8/11 N.C. State*	L	87-103
Jan. 13	Georgia Tech*	W	72-68
Jan. 16	#9/12 Virginia*	W	84-74
Jan. 20	North Carolina*	W	90-88
Jan. 24	at Wake Forest*	L	63-72
Jan. 27	at Georgia Tech*	L	74-78
Jan. 29	at Clemson*	L	49-64
Feb. 3	Wake Forest*	W	66-61
Feb. 7	at #11/11 N.C. State*	L	61-80
Feb. 10	at #12/12 Virginia*	L	62-86
Feb. 14	UNC Charlotte	W	65-49
Feb. 18	Maryland*	L	58-62
Feb. 21	at North Carolina*	L	56-58
Feb. 26	Clemson*	L	60-65

Mar. 3	vs. Clemson ⁴	L	68-77
--------	--------------------------	---	-------

1 - Bowling Green Bank (Bowling Green, Ky.)
 2 - Duke Dial Soap Classic (Durham, N.C.)
 3 - Wagner Christmas Tournament (Staten Island, N.Y.)
 4 - ACC Tournament (Fayetteville, N.C.)

1990-91

Coach: Debbie Leonard

Record: 16-12, 6-8 ACC (5th)

Nov. 24	vs. Louisville ¹	L	66-73
Nov. 25	vs. Georgetown ¹	W	80-68
Nov. 29	East Tennessee State	W	85-55
Dec. 1	Harvard ²	W	90-76
Dec. 2	#9/9 Purdue ²	L	58-69
Dec. 7	vs. San Antonio ³	W	71-68
Dec. 8	at Southwest Texas St. ³	W	68-57
Dec. 18	Charleston	W	82-54
Dec. 21	vs. South Alabama ⁴	W	76-70
Dec. 22	at South Florida ⁴	W	78-62
Dec. 28	Xavier	L	73-78
Jan. 2	Wisconsin-Green Bay	W	70-59
Jan. 5	#1/1 Virginia*	L	56-92
Jan. 9	at #3/4 N.C. State*	L	84-96
Jan. 12	Old Dominion	W	70-62
Jan. 15	North Carolina*	W	78-72
Jan. 18	Wake Forest*	W	65-52
Jan. 21	Maryland*	L	63-74
Jan. 26	at Georgia Tech*	W	93-79
Jan. 28	at #20/20 Clemson*	L	49-63
Feb. 1	at Maryland*	W	45-44
Feb. 6	#3/4 N.C. State*	L	63-98
Feb. 9	at #1/1 Virginia*	L	61-86
Feb. 16	at Wake Forest*	L	51-68
Feb. 19	at North Carolina*	W	59-54
Feb. 22	#24/-- Clemson*	L	59-67
Feb. 24	Georgia Tech*	W	89-76
Mar. 2	vs. Clemson ⁵	L	58-60

- 1 - Felpausch/MSU Holiday Classic (Lansing, Mich.)
 2 - Duke Dial Soap Classic (Durham, N.C.)
 3 - Coca Cola Jowers Jamboree (San Marcos, Texas)
 4 - USF Holiday Classic (Tampa, Fla.)
 5 - ACC Tournament (Fayetteville, N.C.)

1991-92

Coach: Debbie Leonard

Record: 14-15, 4-12 ACC (8th)

Nov. 23	at East Tennessee State	W	104-71
Nov. 27	UNC Wilmington	W	94-37
Nov. 30	vs. Fairfield ¹	W	75-68
Dec. 1	at Harvard ¹	W	86-63
Dec. 6	Yale ²	W	60-55
Dec. 7	Seton Hall ²	L	60-67
Dec. 11	UNC Asheville	W	100-42
Dec. 14	UNC Greensboro	W	87-76
Dec. 28	at #12/11 Purdue ³	L	58-74
Dec. 29	vs. Kent State ³	W	84-79
Jan. 3	Georgia Tech*	W	80-76
Jan. 7	at #12/11 N.C. State*	W	73-69
Jan. 10	#15/15 Clemson*	L	72-107
Jan. 15	at North Carolina*	L	54-58
Jan. 18	at Wake Forest*	W	73-59
Jan. 21	at Florida State*	L	55-67
Jan. 24	#1/1 Maryland*	L	54-80
Feb. 1	#2/2 Virginia*	L	54-81
Feb. 5	Loyola (MD)	W	109-59
Feb. 8	Florida State*	L	53-61
Feb. 12	#24/24 North Carolina*	L	64-69
Feb. 15	at #2/2 Virginia*	L	48-93
Feb. 18	N.C. State*	L	67-87
Feb. 22	at #4/5 Maryland*	L	69-74

Feb. 26	Wake Forest*	W	69-61
Feb. 29	at #19/18 Clemson*	L	59-63
Mar. 2	at Georgia Tech*	L	53-75
Mar. 6	vs. Wake Forest ⁴	W	61-52
Mar. 7	vs. #1/1 Virginia ⁴	L	55-81

- 1 - Harvard Invitational (Cambridge, Mass.)
 2 - Duke Classic (Durham, N.C.)
 3 - Boilermaker Classic (West Lafayette, Ind.)
 4 - ACC Tournament (Rock Hill, S.C.)

1992-93

Coach: Gail Goestenkors

Record: 12-15, 3-13 ACC (9th)

Dec. 1	UNC Wilmington	W	88-52
Dec. 4	Northeastern ¹	W	64-53
Dec. 5	Virginia Tech ¹	W	85-63
Dec. 8	East Tennessee State	W	114-74
Dec. 11	at UNC Greensboro	W	80-76
Dec. 20	Appalachian State	W	79-76
Dec. 27	vs. Drake ²	W	71-58
Dec. 28	at Washington ²	L	48-72
Jan. 3	Florida State*	L	72-84
Jan. 6	Loyola (MD)	W	61-52
Jan. 9	at #9/9 Virginia*	L	57-76
Jan. 13	at N.C. State*	L	60-77
Jan. 16	#3/9 Maryland*	L	51-82
Jan. 19	at #20/20 North Carolina*	L	54-66
Jan. 23	at Radford	W	59-58
Jan. 25	Wake Forest*	L	60-64
Jan. 29	Georgia Tech*	L (OT)	80-86
Jan. 31	at #21/18 Clemson*	L	63-88
Feb. 5	at #7/9 Maryland*	L	71-90
Feb. 9	N.C. State*	W	82-65
Feb. 13	#14/14 Virginia*	L	61-97
Feb. 15	#--/21 Clemson*	W	67-65
Feb. 19	at Wake Forest*	W	71-59
Feb. 23	#18/18 North Carolina*	L	63-84
Feb. 26	at Georgia Tech*	L	67-72
Feb. 28	at Florida State*	L	67-74
Mar. 5	vs. Wake Forest ³	L	69-70

- 1 - Duke Classic (Durham, N.C.)
 2 - Seattle Times Husky Classic (Seattle, Wash.)
 3 - ACC Tournament (Rock Hill, S.C.)

1993-94

Coach: Gail Goestenkors

Record: 16-11, 7-9 ACC (5th)

Nov. 26	Morgan State	W	116-63
Nov. 29	at Loyola (MD)	W	76-67
Dec. 4	American ¹	W	104-71
Dec. 5	Miami (Ohio) ¹	W	98-54
Dec. 8	at Appalachian State	W	79-66
Dec. 11	McNeese State	W	103-50
Dec. 20	vs. Detroit Mercy ²	W	94-82
Dec. 21	at California ²	L	66-72
Dec. 31	N.C. State*	W	69-66
Jan. 2	at Wake Forest*	W	56-50
Jan. 5	at East Carolina	W	110-69
Jan. 12	at N.C. State*	L	70-71
Jan. 14	Georgia Tech*	W	77-59
Jan. 16	Florida State*	W	66-60
Jan. 19	#7/7 North Carolina*	L	68-79
Jan. 23	at Clemson*	W	74-67
Jan. 25	#12/12 Virginia*	L	66-87
Jan. 28	Clemson*	L	82-90
Feb. 1	Wake Forest*	W	60-51
Feb. 5	at Maryland*	L	50-67
Feb. 9	Western Carolina*	W	117-44

Feb. 12	at #9/9 Virginia*	L	60-73
Feb. 18	Maryland*	W	62-60
Feb. 22	at #5/5 North Carolina*	L	58-70
Feb. 25	at Florida State*	L	73-78
Feb. 27	at Georgia Tech*	L	56-61
Mar. 5	vs. Maryland ³	L	45-60

- 1 - Duke Classic (Durham, N.C.)
- 2 - Oakland Tribune Classic (Berkeley, Calif.)
- 3 - ACC Tournament (Rock Hill, S.C.)

1994-95

Coach: Gail Goestenkers

Record: 22-9, 10-6 ACC (4th)

NCAA Tournament - Second Round

Nov. 26	vs. Montana ¹	W	89-49
Nov. 27	at Old Dominion ¹	L	59-64
Nov. 30	UNC Asheville	W	114-57
Dec. 3	Wisconsin-Milwaukee ²	W	104-34
Dec. 4	Indiana State ²	W	100-66
Dec. 7	Florida State*	W	84-68
Dec. 18	Princeton	W	67-64
Dec. 21	Charleston Southern	W	101-57
Dec. 28	vs. James Madison ³	W	75-63
Dec. 29	at St. Joseph's ³	W	67-64
Jan. 1	Manhattan	W	101-71
Jan. 4	N.C. State*	W	91-70
Jan. 8	at Maryland*	W	80-62
Jan. 10	at #9/11 Virginia*	L	62-78
Jan. 16	Wake Forest*	W	76-58
Jan. 18	at Georgia Tech*	W	80-71
Jan. 25	#3/3 North Carolina*	W	74-72
Jan. 28	at Florida State*	W	75-71
Feb. 1	at Clemson*	L	64-78
Feb. 5	at N.C. State*	L	55-71
Feb. 7	Maryland*	W	67-63
Feb. 12	#8/9 Virginia*	L	61-67
Feb. 16	at Wake Forest*	W	78-66
Feb. 18	Georgia Tech*	W	77-68
Feb. 20	Clemson*	L (OT)	82-88
Feb. 25	at #12/12 North Carolina*	L	57-82
Mar. 3	vs. Clemson ⁴	W	78-71
Mar. 4	vs. #6 Virginia ⁴	W (OT)	83-82
Mar. 5	vs. #12 North Carolina ⁴	L	70-95
Mar. 16	vs. Oklahoma State ⁵	W	76-64
Mar. 18	at #13/15 Alabama ⁵	L (4OT)	120-121

- 1 - Old Dominion Tournament (Norfolk, Va.)
- 2 - Duke Women's Tournament (Durham, N.C.)
- 3 - St. Joseph's Tournament (Philadelphia, Pa.)
- 4 - ACC Tournament (Rock Hill, S.C.)
- 5 - NCAA First & Second Rounds (Tuscaloosa, Ala.)

1995-96

Coach: Gail Goestenkers

Record: 26-7, 12-4 ACC (2nd)

NCAA Tournament - Second Round

Nov. 15	Virginia Commonwealth ¹	W	93-51
Nov. 17	at Texas A&M ¹	L	73-83
Nov. 24	vs. Pepperdine ²	W	108-70
Nov. 25	vs. Mississippi State ²	W	72-67
Nov. 29	at UNC Asheville	W	95-57
Dec. 2	Delaware ³	W	95-50
Dec. 4	Michigan State ³	W	67-52
Dec. 6	Florida State*	W	92-30
Dec. 10	Seton Hall	W	76-66
Dec. 18	at West Virginia	W	84-64
Dec. 20	at Manhattan	W	73-61
Dec. 29	vs. Kentucky ⁴	W	73-54
Dec. 30	vs. Syracuse ⁴	W	84-40
Jan. 4	at #13/15 N.C. State*	L	73-75
Jan. 8	#8/5 Virginia*	L	60-61

Jan. 11	Maryland*	W	57-53
Jan. 14	at Wake Forest*	W	74-64
Jan. 17	Georgia Tech*	W	78-66
Jan. 24	at #-/24 North Carolina*	W	86-85
Jan. 27	at Florida State*	W	61-47
Jan. 31	#17/18 Clemson*	W	74-63
Feb. 2	#14/17 N.C. State*	L	74-80
Feb. 5	at Maryland*	L	52-63
Feb. 8	Wake Forest*	W	85-66
Feb. 10	at #9/8 Virginia*	W	72-69
Feb. 17	at Georgia Tech*	W	70-55
Feb. 19	at #16/20 Clemson*	W	75-65
Feb. 23	North Carolina*	W	61-58
Mar. 1	vs. Wake Forest ⁵	W	67-61
Mar. 2	vs. #19/23 N.C. State ⁵	W	79-62
Mar. 3	vs. #22/20 Clemson ⁵	L	54-71
Mar. 16	James Madison ⁶	W	85-53
Mar. 18	San Francisco ⁶	L	60-64

- 1 - Preseason NIT (Durham, NC & College Station, Texas)
- 2 - Univ. of New Orleans Tourn. (New Orleans, La.)
- 3 - Duke Classic (Durham, N.C.)
- 4 - ACC Big Four Classic (Greensboro, N.C.)
- 5 - ACC Tournament (Rock Hill, S.C.)
- 6 - NCAA First & Second Rounds (Durham, N.C.)

1996-97

Coach: Gail Goestenkers

Record: 19-11, 9-7 ACC (5th)

NCAA Tournament - Second Round

Nov. 23	UNC Asheville	W	90-52
Nov. 24	at UNC Greensboro	W	98-68
Nov. 27	West Virginia	W	84-70
Nov. 30	Illinois State ¹	W	85-58
Dec. 1	St. Joseph's ¹	W	63-46
Dec. 7	vs. #6/6 Old Dominion ²	L	77-89
Dec. 8	at Richmond ²	W	89-60
Dec. 12	Georgia Tech*	W	74-65
Dec. 21	Manhattan	W	85-36
Dec. 28	vs. Rutgers ³	W	74-36
Dec. 29	vs. George Washington ³	L	48-54
Jan. 3	Florida State*	W	87-46
Jan. 6	at #13/13 Virginia*	L	55-62
Jan. 9	Wake Forest*	W	82-70
Jan. 12	at Maryland*	L	64-68
Jan. 15	at #15/13 N.C. State*	L	73-86
Jan. 18	#10/10 North Carolina*	L	73-87
Jan. 24	#10/10 Clemson*	W	70-61
Jan. 27	at Georgia Tech*	W	83-58
Feb. 2	at Florida State*	W	77-70
Feb. 6	at Wake Forest*	W	81-58
Feb. 9	Maryland*	W	66-57
Feb. 12	N.C. State*	W (OT)	96-95
Feb. 16	at #22/21 Clemson*	L	69-72
Feb. 19	#11/9 Virginia*	L	56-86
Feb. 21	at #4/5 North Carolina*	L	61-81
Feb. 28	vs. Maryland ⁴	W (OT)	60-52
Mar. 1	vs. #5/6 North Carolina ⁴	L	55-66
Mar. 14	vs. DePaul ⁵	W	70-56
Mar. 16	at #16/19 Illinois ⁵	L	67-85

- 1 - Duke Classic (Durham, N.C.)
- 2 - Central Fidelity Invitational (Richmond, Va.)
- 3 - ACC Big Four Classic (Greensboro, N.C.)
- 4 - ACC Tournament (Charlotte, N.C.)
- 5 - NCAA First & Second Rounds (Champaign, Ill.)

1997-98

Coach: Gail Goestenkers

Record: 24-8, 13-3 ACC (1st)

NCAA Tournament - Elite Eight

Nov. 19	UNC Greensboro	W	78-51
Nov. 22	Notre Dame	W	80-62
Nov. 28	vs. Detroit ¹	W	87-65
Nov. 29	vs. Southern Illinois ¹	W	76-54
Nov. 30	vs. #8/8 Illinois ¹	L	65-77
Dec. 6	Ohio ²	W	99-59
Dec. 7	Michigan ²	W	64-63
Dec. 13	at Clemson*	L	61-72
Dec. 20	UCLA	L	83-93
Dec. 22	Maryland*	W	65-48
Dec. 28	vs. Kent State ³	W	69-57
Dec. 29	at #12/15 Florida ³	L	63-70
Jan. 2	at Wake Forest*	W	73-60
Jan. 4	Georgia Tech*	W	87-56
Jan. 12	at #8/7 North Carolina*	L	74-83
Jan. 16	Florida State*	W	96-76
Jan. 19	at #8/7 N.C. State*	W	75-61
Jan. 23	#11/10 Virginia*	W	93-66
Jan. 25	#19/22 Clemson*	W	78-59
Jan. 30	at Maryland*	L	53-54
Feb. 2	Wake Forest*	W	79-55
Feb. 5	at Georgia Tech*	W	58-55
Feb. 12	#5/5 North Carolina*	W	83-70
Feb. 15	at Florida State*	W	79-67
Feb. 19	#10/8 N.C. State*	W	65-62
Feb. 22	at #15/14 Virginia*	W (OT)	85-78
Feb. 27	vs. Georgia Tech ⁴	W	100-56
Feb. 28	vs. #8/10 North Carolina ⁴	L	52-56
Mar. 14	Middle Tennessee State ⁵	W	92-67
Mar. 16	Louisville ⁵	W	69-53
Mar. 21	vs. #13/12 Florida ⁶	W	71-58
Mar. 23	vs. Arkansas ⁶	L	72-77

- 1 - San Juan Shootout (San Juan, Puerto Rico)
- 2 - Duke Classic (Durham, N.C.)
- 3 - The State Farm Classic (Gainesville, Fla.)
- 4 - ACC Tournament (Charlotte, N.C.)
- 5 - NCAA First & Second Rounds (Durham, N.C.)
- 6 - NCAA West Regional (Oakland, Calif.)

1998-99

Coach: Gail Goestenkers

Record: 29-7, 15-1 ACC (1st)

NCAA Tournament - National Finals

Nov. 13	vs. #3/3 Connecticut ¹	L	74-104
Nov. 14	vs. #19/17 Stanford ¹	W	77-57
Nov. 17	Virginia Tech	L	70-72
Nov. 21	at #11/19 Notre Dame	L	57-84
Nov. 23	at #18/22 Vanderbilt	W	79-71
Nov. 28	Villanova ²	W	75-47
Nov. 29	Marquette ²	W	91-60
Dec. 2	Florida State*	W	91-72
Dec. 6	vs. #3/3 Tennessee ³	L	60-74
Dec. 8	Hampton	W	83-47
Dec. 12	Temple	W	112-34
Dec. 19	UNC Asheville	W	94-27
Dec. 28	at #9/11 UCLA	W	85-80
Jan. 2	at Maryland*	W	90-61
Jan. 4	#22/22 Virginia*	W	84-68
Jan. 7	Georgia Tech*	W	113-46
Jan. 11	at Wake Forest*	W	74-59
Jan. 14	#16/12 Clemson*	W	86-77
Jan. 17	at N.C. State*	W	67-62
Jan. 22	at #7/6 North Carolina*	W	93-71
Jan. 25	at Florida State*	W	92-75
Feb. 1	Maryland*	W	72-54
Feb. 4	at #16/16 Virginia*	W	66-56

ALL-TIME RESULTS

Feb. 7	at Georgia Tech*	W	74-73
Feb. 11	Wake Forest*	W	86-48
Feb. 14	at #19/19 Clemson*	L	75-80
Feb. 18	N.C. State*	W	75-67
Feb. 21	#13/12 North Carolina*	W	88-78
Feb. 26	vs. Florida State ⁴	W	90-57
Feb. 28	vs. #16 Clemson ⁴	L	71-76
Mar. 13	Holy Cross ⁵	W	79-51
Mar. 15	St. Joseph's ⁵	W	66-60
Mar. 20	vs. #5/5 Old Dominion ⁶	W	76-63
Mar. 22	vs. #2/2 Tennessee ⁶	W	69-63
Mar. 26	vs. #12/12 Georgia ⁷	W	81-69
Mar. 28	vs. #1/1 Purdue ⁷	L	45-62

- 1 - Nike Four in the Fall (San Jose, Calif.)
 2 - Duke Classic (Durham, N.C.)
 3 - Honda Elite Four Holiday Classic (Orlando, Fla.)
 4 - ACC Tournament (Charlotte, N.C.)
 5 - NCAA First & Second Rounds (Durham, N.C.)
 6 - NCAA EAST Region (Greensboro, N.C.)
 7 - NCAA Final Four (San Jose, Calif.)

1999-2000

Coach: Gail Goestenkors
 Record: 28-6, 12-4 ACC (2nd)
 ACC Tournament Champion
 NCAA Tournament - Sweet 16

Nov. 15	UNC Greensboro ¹	W	72-47
Nov. 17	#20/21 Boston College ¹	L	70-77
Nov. 24	Vanderbilt	W	68-59
Nov. 27	Florida A&M ²	W	93-38
Nov. 28	#9/8 Penn State ²	W	63-49
Dec. 2	Elon College	W	101-44
Dec. 5	Virginia*	W	83-62
Dec. 8	at #24/24 Virginia Tech	W	70-61
Dec. 11	at Seton Hall	W	66-52
Dec. 20	vs. Sacramento State ³	W	81-45
Dec. 21	vs. Liberty ³	W	66-45
Dec. 28	George Mason	W	95-56
Dec. 30	Georgetown	W	68-53
Jan. 3	at Maryland*	W	79-61
Jan. 9	at Georgia Tech*	W	64-45
Jan. 13	Wake Forest*	W	82-48
Jan. 16	Clemson*	W	60-51
Jan. 20	at #6/5 N.C. State*	L (OT)	75-80
Jan. 24	at Florida State*	W	59-54
Jan. 27	North Carolina*	W	101-58
Jan. 30	at #24/25 Virginia*	L	49-61
Feb. 3	Maryland*	L	62-63
Feb. 11	Georgia Tech*	W	83-51
Feb. 14	at Wake Forest*	W	69-38
Feb. 17	#7/7 N.C. State*	W	70-64
Feb. 21	at Clemson*	W	59-44
Feb. 24	Florida State*	W	87-52
Feb. 27	at North Carolina*	L	64-73
Mar. 4	vs. Florida State ⁴	W	92-65
Mar. 5	vs. Georgia Tech ⁴	W	77-56
Mar. 6	vs. North Carolina ⁴	W	79-76
Mar. 18	Campbell ⁵	W	71-42
Mar. 20	Western Kentucky ⁵	W	90-70
Mar. 25	vs. #15/12 LSU ⁶	L	66-79

- 1 - Preseason WNIT (Durham, N.C.)
 2 - Duke Classic (Durham, N.C.)
 3 - Sun Splash Shootout (Nassau, The Bahamas)
 4 - ACC Tournament (Greensboro, N.C.)
 5 - NCAA First & Second Rounds (Durham, N.C.)
 6 - NCAA EAST Region (Richmond, Va.)

2000-01

Coach: Gail Goestenkors
 Record: 30-4, 13-3 ACC (1st)
 ACC Tournament Champion
 NCAA Tournament - Sweet 16

Nov. 10	vs. UCLA ¹	W	80-52
Nov. 11	vs. #7/8 LSU ¹	W	56-45
Nov. 18	William & Mary	W	81-46
Nov. 20	at #9/8 Penn State	W	88-87
Nov. 22	at #-/24 Boston College	W	67-49
Nov. 25	Duquesne ²	W	97-66
Nov. 26	Toledo ²	W	71-41
Nov. 29	Charlotte	W	78-59
Dec. 3	at George Mason	W	88-69
Dec. 9	at Clemson*	L	75-93
Dec. 17	vs. Arkansas State ³	W	69-45
Dec. 19	vs. Oral Roberts ³	W	62-51
Dec. 30	#5/6 Iowa State	W	81-63
Jan. 2	Wake Forest*	W	81-56
Jan. 8	at Florida State*	W	73-60
Jan. 11	Georgia Tech*	W	86-83
Jan. 14	at Maryland*	W	75-64
Jan. 18	#22/19 N.C. State*	W	62-59
Jan. 22	at --/24 Virginia*	W	71-68
Jan. 25	at North Carolina*	W (OT)	92-85
Jan. 28	#15/16 Clemson*	W	92-42
Feb. 1	at Wake Forest*	W	66-58
Feb. 8	Florida State*	L	69-71
Feb. 12	at Georgia Tech*	W	74-54
Feb. 15	Maryland*	W	75-54
Feb. 18	at #24/21 N.C. State*	L	55-69
Feb. 22	Virginia*	W	76-53
Feb. 26	North Carolina*	W	72-67
Mar. 2	vs. Wake Forest ⁴	W (OT)	75-68
Mar. 4	vs. Florida State ⁴	W	72-56
Mar. 5	vs. #21/20 N.C. State ⁴	W	57-45
Mar. 17	UW-Milwaukee ⁵	W	96-63
Mar. 19	Arkansas ⁵	W	75-54
Mar. 24	vs. #15/15 SW Miss. St. ⁶	L	71-81

- 1 - Women's Sports Foundation Clas. (Albuquerque, N.M.)
 2 - Duke Classic (Durham, N.C.)
 3 - Fun in the Sun Shootout (Cancun, Mexico)
 4 - ACC Tournament (Greensboro, N.C.)
 5 - NCAA First & Second Rounds (Durham, N.C.)
 6 - NCAA Final 16 (Spokane, Wash.)

2001-02

Coach: Gail Goestenkors
 Record: 31-4, 16-0 ACC (1st)
 ACC Tournament Champion
 NCAA Tournament - Final Four

Nov. 11	#7/7 Texas Tech ¹	W	85-69
Nov. 16	Elon	W	102-52
Nov. 18	at Toledo	L	65-71
Nov. 24	Davidson ²	W	107-58
Nov. 25	South Carolina ²	L (OT)	81-87
Nov. 29	at Charlotte	W	64-39
Dec. 2	vs. #6/5 Louisiana Tech ³	W	76-64
Dec. 6	at Virginia*	W	107-73
Dec. 8	at Georgetown	W	89-54
Dec. 16	UNC Greensboro	W	90-58
Dec. 20	Liberty	W	95-53
Dec. 27	vs. #2/2 Tennessee ⁴	L	68-89
Dec. 30	at Georgia Tech*	W	76-60
Jan. 2	Maryland*	W	90-74
Jan. 6	Wake Forest*	W	91-46
Jan. 10	at Clemson*	W	81-58

Jan. 13	at N.C. State*	W	73-68
Jan. 20	Virginia*	W	86-69
Jan. 24	#21/20 North Carolina*	W	102-82
Jan. 27	at Florida State*	W	102-80
Jan. 31	Georgia Tech*	W	86-50
Feb. 2	at Maryland*	W	66-55
Feb. 7	at Wake Forest*	W	83-60
Feb. 10	Clemson*	W	77-69
Feb. 18	N.C. State*	W	81-54
Feb. 21	Florida State*	W	88-55
Feb. 24	at #19/20 North Carolina*	W	90-75
Mar. 1	vs. Florida State ⁵	W	82-66
Mar. 3	vs. Virginia ⁵	W	71-67
Mar. 4	vs. #16/19 North Carolina ⁵	W	87-80
Mar. 15	Norfolk State ⁶	W	95-48
Mar. 17	#--/25 TCU ⁶	W	76-66
Mar. 23	vs. #14/14 Texas ⁷	W	62-46
Mar. 25	vs. #13/13 South Carolina ⁷	W	77-68
Mar. 29	vs. #2/2 Oklahoma ⁸	L	71-86

- 1 - State Farm Tip-Off Classic (Durham, N.C.)
 2 - Duke Classic (Durham, N.C.)
 3 - Disney Honda Elite 4 Classic (Orlando, Fla.)
 4 - ACC/SEC Challenge (Atlanta, Ga.)
 5 - ACC Tournament (Greensboro, N.C.)
 6 - NCAA First & Second Rounds (Durham, N.C.)
 7 - NCAA Final 16 & 8 (Raleigh, N.C.)
 8 - NCAA Final Four (San Antonio, Texas)

2002-03

Coach: Gail Goestenkors
 Record: 35-2, 16-0 ACC (1st)
 ACC Tournament Champion
 NCAA Tournament - Final Four

Nov. 22	East Carolina	W	108-46
Nov. 24	vs. #2/2 Tennessee ¹	W	76-55
Nov. 28	vs. Hampton ²	W	71-34
Nov. 29	vs. Old Dominion ²	W	65-52
Nov. 30	vs. #17/15 Arkansas ²	W (OT)	74-72
Dec. 6	Howard ³	W	128-53
Dec. 8	St. Joseph's ³	W	82-48
Dec. 16	Charleston Southern	W	106-38
Dec. 18	Florida International	W	106-58
Dec. 21	at Tulsa	W	90-36
Dec. 27	vs. Detroit Mercy ⁴	W	92-52
Dec. 29	vs. Iowa State ⁴	W	88-59
Jan. 6	Clemson*	W	69-53
Jan. 9	at Virginia*	W	60-59
Jan. 13	at Georgia Tech*	W	79-59
Jan. 16	Wake Forest*	W	71-61
Jan. 20	at #8/10 North Carolina*	W (OT)	78-67
Jan. 23	Maryland*	W	101-52
Jan. 26	Florida State*	W	81-63
Jan. 29	at N.C. State*	W	54-44
Feb. 1	#2/2 Connecticut	L	65-77
Feb. 6	at Clemson*	W	61-49
Feb. 10	Virginia*	W	75-48
Feb. 13	Georgia Tech*	W	82-43
Feb. 17	at Wake Forest*	W	83-41
Feb. 20	#6/6 North Carolina*	W	97-63
Feb. 24	at Maryland*	W	97-55
Feb. 27	at Florida State*	W	70-49
Mar. 2	N.C. State*	W	86-60
Mar. 7	vs. Wake Forest ⁵	W	64-59
Mar. 9	vs. Georgia Tech ⁵	W	76-52
Mar. 10	vs. #11/9 North Carolina ⁵	W	77-59
Mar. 23	vs. Georgia State ⁶	W	66-48
Mar. 25	vs. Utah ⁶	W	65-54
Mar. 29	vs. #19/20 Georgia ⁷	W	66-63
Mar. 31	vs. #7/8 Texas Tech ⁷	W	57-51
Apr. 6	vs. #4/4 Tennessee ⁸	L	56-66

- 1 - Jimmy V Basketball Classic (Raleigh, N.C.)
- 2 - Paradise Jam (St. Thomas, USVI)
- 3 - Duke Classic (Durham, N.C.)
- 4 - South Padre Shootout (South Padre Island, Texas)
- 5 - ACC Tournament (Greensboro, N.C.)
- 6 - NCAA First & Second Rounds (Raleigh, N.C.)
- 7 - NCAA Final 16 & 8 (Albuquerque, N.M.)
- 8 - NCAA Final Four (Atlanta, Ga.)

2003-04

Coach: Gail Goestenkers

Record: 30-4, 15-1 ACC (1st)

ACC Tournament Champion

NCAA Tournament - Elite Eight

Nov. 16	vs. #3/3 Texas ¹	L	77-85
Nov. 21	Elon	W	108-26
Nov. 23	vs. #5/6 Purdue ²	W	93-63
Nov. 29	Stephen F. Austin ³	W	119-53
Nov. 30	#25/- Auburn ³	W	66-57
Dec. 5	at Wake Forest*	W	88-55
Dec. 14	Tulsa	W	90-36
Dec. 20	at Northwestern State	W	105-53
Dec. 28	vs. Hampton ⁴	W	90-59
Dec. 29	at Loyola Marymount ⁴	W	81-53
Jan. 3	at #1/1 Connecticut	W	68-67
Jan. 5	Florida State*	W	79-66
Jan. 8	at Georgia Tech*	W	77-45
Jan. 11	#13/13 North Carolina*	W	79-57
Jan. 18	at Virginia*	W	63-52
Jan. 22	Maryland*	W	78-48
Jan. 24	#2/2 Tennessee	L	69-72
Jan. 30	N.C. State*	W	75-56
Feb. 2	at Clemson*	W	78-60
Feb. 4	at Florida State*	L	74-80
Feb. 7	Georgia Tech*	W	81-41
Feb. 12	Wake Forest*	W	80-55
Feb. 14	at #15/14 North Carolina*	W	89-79
Feb. 19	Virginia*	W	87-54
Feb. 22	at Maryland*	W	72-59
Feb. 27	Clemson*	W	102-45
Mar. 1	at N.C. State*	W	90-57
Mar. 6	vs. Wake Forest ⁵	W	77-59
Mar. 7	vs. Maryland ⁵	W	70-63
Mar. 8	vs. #9/10 North Carolina ⁵	W	63-47
Mar. 21	Northwestern State ⁶	W	103-51
Mar. 23	Marquette ⁶	W	76-67
Mar. 28	vs. #7/5 Louisiana Tech ⁷	W	63-49
Mar. 30	vs. #24/20 Minnesota ⁷	L	75-82

- 1 - State Farm Tip-Off Classic (West Lafayette, Ind.)
- 2 - Jimmy V Women's Basketball Classic (Raleigh, N.C.)
- 3 - Duke Classic (Durham, N.C.)
- 4 - LMU Marina del Rey Marriott (Los Angeles, Calif.)
- 5 - ACC Tournament (Greensboro, N.C.)
- 6 - NCAA First & Second Rounds (Durham, N.C.)
- 7 - NCAA Final 16 & 8 (Norfolk, Va.)

2004-05

Coach: Gail Goestenkers

Record: 31-5, 12-2 ACC (1-1st)

NCAA Tournament - Elite Eight

Nov. 12	Davidson ¹	W	89-69
Nov. 14	South Florida ¹	W	82-50
Nov. 17	at #11/11 Notre Dame ²	L	65-76
Nov. 19	#23/23 Penn State	W	66-58
Nov. 26	vs. Stephen F. Austin ³	W	84-29
Nov. 27	vs. #16/16 Kansas State ³	W	63-51
Dec. 2	at #4/5 Tennessee	W	59-57
Dec. 4	Pacific	W	86-30
Dec. 12	Liberty	W	83-48
Dec. 15	Jacksonville State	W	99-36

Dec. 18	vs. #20/18 Purdue ⁴	W	66-48
Dec. 20	at Ball State	W	81-31
Dec. 29	vs. Rhode Island ⁵	W	89-63
Dec. 31	at Auburn ⁵	W	80-61
Jan. 4	Holy Cross	W	101-42
Jan. 9	#25/25 Virginia Tech*	W	88-67
Jan. 14	at Virginia*	W	87-65
Jan. 17	Georgia Tech*	W	82-59
Jan. 19	at Wake Forest*	W	99-86
Jan. 24	at #12/6 North Carolina*	L	51-56
Jan. 27	#20/22 Maryland*	W	60-57
Jan. 30	at #25/- N.C. State*	W	52-49
Feb. 3	at Miami*	W	72-63
Feb. 6	#24/24 Florida State*	W	75-64
Feb. 13	at #19/21 Maryland*	W	60-49
Feb. 17	Clemson*	W	72-48
Feb. 20	at Georgia Tech*	W	73-55
Feb. 24	Miami*	W	95-61
Feb. 27	#8/4 North Carolina*	L	68-77
Mar. 5	vs. Wake Forest ⁶	W	107-50
Mar. 6	vs. #25/- Maryland ⁶	W	74-44
Mar. 7	vs. #4/3 North Carolina ⁶	L	67-88
Mar. 20	vs. Canisius ⁷	W	80-48
Mar. 22	vs. #25/- Boston College ⁷	W	70-65
Mar. 26	vs. #20/20 Georgia ⁸	W	63-57
Mar. 28	vs. #2/4 LSU ⁸	L	49-59

- 1 - Preseason WNIT (Durham, N.C.)
- 2 - Preseason WNIT (Notre Dame, Ind.)
- 3 - Junkanoo Jam (Grand Bahamas Island, Bahamas)
- 4 - Blockbuster Classic (Indianapolis, Ind.)
- 5 - Auburn Holiday Classic (Auburn, Ala.)
- 6 - ACC Tournament (Greensboro, N.C.)
- 7 - NCAA First & Second Rounds (Chapel Hill, N.C.)
- 8 - NCAA Final 16 & 8 (Chattanooga, Tenn.)

2005-06

Coach: Gail Goestenkers

Record: 31-4, 12-2 ACC (2nd)

NCAA Tournament - National Finals

Nov. 18	at Penn State	W	93-67
Nov. 20	at Old Dominion	W	93-56
Nov. 22	Fairfield	W	110-44
Nov. 26	Arkansas State ¹	W	110-56
Nov. 27	Auburn ¹	W	69-37
Dec. 4	at #18/16 Texas	W	84-70
Dec. 6	at TCU	W	92-52
Dec. 19	Ball State	W	110-24
Dec. 22	Colorado State	W	99-52
Dec. 28	vs. St. John's ²	W	105-57
Dec. 30	at San Diego ²	W	119-52
Jan. 2	Wake Forest*	W	100-54
Jan. 5	Florida State*	W	87-68
Jan. 8	at #6/6 Maryland*	W	86-68
Jan. 11	at Georgia Tech*	W	67-59
Jan. 14	at #22/22 Boston College*	W	66-52
Jan. 16	at Holy Cross	W	84-36
Jan. 19	N.C. State*	W	77-57
Jan. 23	#1/1 Tennessee	W	75-53
Jan. 26	at Clemson*	W	97-65
Jan. 29	#3/2 North Carolina*	L	70-74
Feb. 6	at Virginia Tech*	W	73-62
Feb. 10	Virginia*	W	88-65
Feb. 13	#4/6 Maryland*	W	90-80
Feb. 19	at Miami*	W (2OT)	99-93
Feb. 22	Virginia Tech*	W	93-51
Feb. 25	at #2/2 North Carolina*	L	65-77
Mar. 3	vs. Virginia Tech ³	W	69-56
Mar. 4	vs. #4/4 Maryland ³	L	70-78
Mar. 19	vs. Southern ⁴	W	96-27

Mar. 21	vs. Southern California ⁴	W	85-51
Mar. 26	vs. #16/17 Michigan State ⁵	W	86-61
Mar. 28	vs. #8/8 Connecticut ⁵	W (OT)	63-61
Apr. 2	vs. #5/5 LSU ⁶	W	84-45
Apr. 4	vs. #3/3 Maryland ⁶	L (OT)	75-78

- 1 - Duke Classic (Durham, N.C.)
- 2 - Surf 'N Slam Classic (San Diego, Calif.)
- 3 - ACC Tournament (Greensboro, N.C.)
- 4 - NCAA First & Second Rounds (Norfolk, Va.)
- 5 - NCAA Final 16 & 8 (Bridgeport, Conn.)
- 6 - NCAA Final Four (Boston, Mass.)

2006-07

Coach: Gail Goestenkers

Record: 32-2, 14-0 ACC (1st)

NCAA Tournament - Sweet 16

Nov. 11	Northeastern	W	102-49
Nov. 17	Marist	W	71-50
Nov. 19	Houston	W	81-35
Nov. 21	Penn State	W	70-42
Nov. 25	at Michigan	W	92-47
Nov. 29	Old Dominion	W	89-40
Dec. 4	at #19/17 Rutgers ¹	W	85-45
Dec. 7	#11/11 Vanderbilt	W	69-48
Dec. 10	#22/22 Texas	W	80-52
Dec. 19	vs. #25/21 Bowling Green ²	W	55-46
Dec. 20	vs. SMU ²	W	75-45
Dec. 21	vs. #22/22 Pittsburgh ²	W	72-51
Dec. 29	at Dartmouth ³	W	77-40
Dec. 30	vs. Boston University ³	W	72-42
Jan. 3	Miami*	W	72-42
Jan. 7	at Virginia Tech*	W	86-54
Jan. 10	Georgia Tech*	W	83-51
Jan. 13	#1/1 Maryland*	W	81-62
Jan. 18	at N.C. State*	W	65-51
Jan. 22	at #4/4 Tennessee	W	74-70
Jan. 25	at Florida State*	W	73-60
Jan. 29	Virginia Tech*	W	75-65
Feb. 2	at Virginia*	W	76-61
Feb. 5	Clemson*	W	105-53
Feb. 8	at #2/2 North Carolina*	W	64-53
Feb. 11	at Wake Forest*	W	77-45
Feb. 15	Boston College*	W	73-52
Feb. 18	at #6/6 Maryland*	W	69-57
Feb. 25	#4/4 North Carolina*	W	67-62
Mar. 2	vs. Virginia ⁴	W	79-58
Mar. 3	vs. #24/25 N.C. State ⁴	L	65-70
Mar. 18	vs. Holy Cross ⁵	W	81-44
Mar. 20	vs. Temple ⁵	W	62-52
Mar. 24	vs. #15/18 Rutgers ⁶	L	52-53

- 1 - Jimmy V Classic (Piscataway, N.J.)
- 2 - Caribbean Classic (Cancun, Mexico)
- 3 - Blue Sky Classic (Hanover, N.H.)
- 4 - ACC Tournament (Greensboro, N.C.)
- 5 - NCAA First & Second Rounds (Raleigh, N.C.)
- 6 - NCAA Sweet 16 (Greensboro, N.C.)

2007-08

Coach: Joanne P. McCallie

Record: 25-10, 10-4 ACC (3rd)

NCAA Tournament - Sweet 16

Nov. 11	at Denver	W	57-37
Nov. 15	vs. South Florida ¹	W	89-52
Nov. 18	UNC Greensboro	W	84-39
Nov. 22	vs. #22/20 Purdue ²	W	53-41
Nov. 23	vs. Temple ²	W	64-53
Nov. 25	vs. #2/2 Connecticut ²	L	48-74
Nov. 28	at #23/18 Vanderbilt	L	55-68
Dec. 2	at Penn State	L	84-86
Dec. 6	#4/3 Rutgers	W	49-44

ALL-TIME RESULTS

Dec. 8	vs. Pittsburgh ³	W	51-49
Dec. 18	Utah Valley	W	95-61
Dec. 21	Bucknell	W	92-49
Dec. 28	at Houston	W	84-68
Jan. 3	N.C. Central	W	82-29
Jan. 5	at Miami*	W	84-72
Jan. 11	Florida State*	W	70-38
Jan. 14	at #4/4 Maryland*	L	70-85
Jan. 20	N.C. State*	W	71-57
Jan. 24	at #23/23 Georgia Tech*	W	73-47
Jan. 28	#2/2 Tennessee	L	64-67
Feb. 1	Virginia Tech*	W	85-50
Feb. 4	#3/3 North Carolina*	L	76-93
Feb. 7	at Boston College*	W	51-41
Feb. 10	Wake Forest*	W	71-36
Feb. 13	at Clemson*	W	83-54
Feb. 17	#4/5 Maryland*	L	69-76
Feb. 22	at Virginia Tech*	W	72-60
Feb. 24	Virginia*	W	78-70
Mar. 2	at #2/2 North Carolina*	L	51-82
Mar. 7	vs. Florida State ⁴	W	81-67
Mar. 8	vs. #5/4 Maryland ⁴	W	74-63
Mar. 9	vs. #2/2 North Carolina ⁴	L	73-86
Mar. 23	vs. Murray State ⁵	W	78-57
Mar. 25	vs. Arizona State ⁵	W	67-59
Mar. 30	vs. #8/9 Texas A&M ⁶	L	63-77

- 1 - ESPNU Invitational (Tampa, Fla.)
 2 - Paradise Jam (St. Thomas, USVI)
 3 - Maggie Dixon Classic (New York, N.Y.)
 4 - ACC Tournament (Greensboro, N.C.)
 5 - NCAA First & Second Rounds (College Park, Md.)
 6 - NCAA Regional Semifinal (Oklahoma City, Okla.)

2008-09

Coach: Joanne P. McCallie

Record: 27-6, 11-3 ACC (3rd)

NCAA Tournament - Second Round

Nov. 14	#14/15 Oklahoma St.	W	77-68
Nov. 16	Maine	W	98-31
Nov. 21	vs. Hartford ¹	L	51-53
Nov. 22	vs. Southern ¹	W	93-52
Nov. 28	at Western Kentucky	W	59-56
Dec. 4	Iowa	W	71-47
Dec. 7	Michigan	W	60-45
Dec. 16	#3/4 Stanford	W	56-52
Dec. 19	at Southern California ²	W (OT)	97-89
Dec. 20	vs. Siena ²	W	86-41
Dec. 28	Quinnipiac	W	78-50
Dec. 31	at Providence	W	66-49
Jan. 5	Temple	W	87-52
Jan. 9	Miami*	W	73-58
Jan. 12	#12/15 Maryland*	W	68-65
Jan. 16	at Virginia Tech*	W	57-52
Jan. 19	at N.C. State*	W (OT)	61-58
Jan. 25	Georgia Tech*	W	60-34
Jan. 29	at #18/20 Florida State*	L (OT)	75-82
Feb. 2	Boston College*	W	69-58
Feb. 5	at #17/15 Virginia*	W	81-67
Feb. 9	at #8/9 North Carolina*	L	60-75
Feb. 13	Clemson*	W	77-53
Feb. 16	at #13/18 Tennessee	W	62-54
Feb. 19	Virginia Tech*	W	62-46
Feb. 22	at #9/7 Maryland*	L	59-77
Feb. 25	at Wake Forest*	W	83-50
Mar. 1	#9/10 North Carolina*	W (OT)	81-79
Mar. 6	vs. #24/20 Virginia ³	W	76-53
Mar. 7	vs. #12/13 Florida State ³	W	75-57
Mar. 8	vs. #4/4 Maryland ³	L (OT)	89-92
Mar. 22	vs. Austin Peay ⁴	W	83-42
Mar. 24	at Michigan State ⁴	L	49-63

- 1 - DePaul Invitational (Chicago, Ill.)
 2 - Women of Troy Classic (Los Angeles, Calif.)
 3 - ACC Tournament (Greensboro, N.C.)
 4 - NCAA First & Second Rounds (East Lansing, Mich.)

2009-10

Coach: Joanne P. McCallie

Record: 30-6, 12-2 ACC (1st)

ACC Tournament Champion

NCAA Tournament - Elite Eight

Nov. 13	at Houston Baptist	W	104-35
Nov. 15	at #-/16 Texas A&M	L	77-95
Nov. 19	Georgia Southern	W	69-42
Nov. 23	Charlotte	W	57-44
Nov. 26	vs. Western Kentucky ¹	W	70-47
Nov. 27	vs. Marquette ¹	W	74-43
Dec. 3	#3/3 Ohio State	W	83-67
Dec. 6	Southern California	W	78-72
Dec. 15	at #2/2 Stanford	L	55-71
Dec. 18	#24/25 James Madison	W	79-65
Dec. 21	at Maine	W	75-34
Dec. 28	N.C. Central	W	117-28
Dec. 31	at Temple	W	70-62
Jan. 3	Providence	W	88-63
Jan. 7	at Clemson*	W	67-41
Jan. 10	Wake Forest*	W	65-51
Jan. 14	at #25/-- Miami*	W	69-62
Jan. 18	#1/1 Connecticut	L	48-81
Jan. 21	Virginia Tech*	W	69-38
Jan. 24	at Maryland*	W	58-57
Jan. 29	#13/14 Florida State*	W	73-43
Feb. 4	at Boston College*	L	57-61
Feb. 8	#18/15 North Carolina*	W	79-51
Feb. 11	N.C. State*	W	70-39
Feb. 14	at Virginia Tech*	W	65-53
Feb. 19	at #19/-- Georgia Tech*	W	64-50
Feb. 21	Maryland*	W	71-59
Feb. 26	#21/18 Virginia*	W	83-65Feb.
28	at North Carolina*	L	54-64
Mar. 5	vs. Maryland ²	W	66-64
Mar. 6	vs. Georgia Tech ²	W	67-55
Mar. 7	vs. N.C. State ²	W	70-60
Mar. 20	Hampton ³	W	72-37
Mar. 22	#21/-- LSU ³	W	60-52
Mar. 27	vs. San Diego State ⁴	W	66-58
Mar. 29	vs. #14/18 Baylor ⁴	L	48-51

- 1 - Caribbean Challenge in Cancun, Mexico
 2 - ACC Tournament (Greensboro, N.C.)
 3 - NCAA First & Second Rounds (Durham, N.C.)
 4 - NCAA Regional (Memphis, Tenn.)

2010-11

Coach: Joanne P. McCallie

Record: 32-4, 12-2 ACC (1st)

ACC Tournament Champion

NCAA Tournament - Elite Eight

Nov. 13	Brigham Young	W	69-54
Nov. 15	Southern California	W	75-50
Nov. 18	at Auburn	W	75-62
Nov. 21	Western Kentucky	W	85-55
Nov. 24	at Pittsburgh	W	93-55
Nov. 27	at Charlotte	W	61-55
Nov. 30	at James Madison	W	75-58
Dec. 2	at Wisconsin	W	59-51
Dec. 6	#7/7 Texas A&M ¹	W	61-58
Dec. 9	Albany	W	83-48
Dec. 12	at Oklahoma State	W	73-45
Dec. 21	#4/4 Xavier	W	46-45
Dec. 30	Temple	W	71-64
Jan. 4	#10/10 Kentucky	W	54-48

Jan. 6	#14/15 Maryland*	W	71-64
Jan. 14	at #21/15 Florida State*	W	87-70
Jan. 16	at Virginia Tech*	W	57-43
Jan. 21	Georgia Tech*	W	69-32
Jan. 23	at N.C. State*	W	65-64
Jan. 26	Clemson*	W	92-37
Jan. 31	at #2/2 Connecticut	L	51-87
Feb. 3	#18/21 Miami*	W	82-58
Feb. 7	at #13/12 North Carolina*	L	60-62
Feb. 11	at Wake Forest*	W	82-39
Feb. 13	Boston College*	W	66-53
Feb. 17	at #16/17 Maryland*	L	47-69
Feb. 20	Virginia Tech*	W	90-40
Feb. 24	at Virginia*	W	71-48
Feb. 27	#13/16 North Carolina*	W	66-58
Mar. 4	vs. Wake Forest ²	W	79-50
Mar. 5	vs. Georgia Tech ²	W	74-66
Mar. 6	vs. #19/19 North Carolina ²	W	81-66
Mar. 19	UT Martin ³	W	90-45
Mar. 21	#19/17 Marist ³	W	71-66
Mar. 27	vs. #10/12 DePaul ⁴	W	70-63
Mar. 29	vs. #1/1 Connecticut ⁴	L	40-75

- 1 - Jimmy V Classic (Durham, N.C.)
 2 - ACC Tournament (Durham, N.C.)
 3 - NCAA First & Second Rounds (Durham, N.C.)
 4 - NCAA Regional (Philadelphia, Pa.)

2011-12

Coach: Joanne P. McCallie

Record: 27-6, 15-1 ACC (1st)

NCAA Tournament - Elite Eight

Nov. 11	at Brigham Young	W	61-55
Nov. 18	Auburn	W	73-50
Nov. 20	at Western Kentucky	W	80-54
Nov. 25	vs. Gardner-Webb ¹	W	97-31
Nov. 26	vs. #4/3 Notre Dame ¹	L	54-56
Dec. 1	#13/16 Purdue	W	64-53
Dec. 4	Pittsburgh	W	92-43
Dec. 8	at #10/10 Kentucky	L	65-72
Dec. 11	USC Upstate	W	93-35
Dec. 20	UNC Wilmington	W	107-45
Dec. 30	at Temple	W	65-54
Jan. 2	Virginia*	W	77-66
Jan. 6	at Wake Forest*	W	76-58
Jan. 8	NC State*	W	83-59
Jan. 13	Florida State*	W	73-66
Jan. 15	at Virginia Tech*	W	61-34
Jan. 18	at Georgia Tech*	W	79-62
Jan. 22	#8/7 Maryland*	W	80-72
Jan. 27	at Clemson*	W	81-37
Jan. 30	#3/3 Connecticut	L	45-61
Feb. 2	Wake Forest*	W	75-43
Feb. 6	#22/24 North Carolina*	W	96-56
Feb. 9	at Boston College*	W	71-62
Feb. 12	at Florida State*	W	67-57
Feb. 15	Virginia Tech*	W	67-45
Feb. 19	at #8/7 Maryland*	L	61-63
Feb. 24	#5/5 Miami*	W	74-64
Feb. 26	at North Carolina*	W	69-63
Mar. 2	vs. NC State ²	L	73-75
Mar. 18	vs. Samford ³	W	82-47
Mar. 20	vs. Vanderbilt ³	W	96-80
Mar. 24	vs. #14/21 St. John's ⁴	W	74-47
Mar. 26	vs. #2/2 Stanford ⁴	L	69-81

- 1 - Junkanoo Jam (Freeport, Bahamas)
 2 - ACC Tournament (Greensboro, N.C.)
 3 - NCAA First & Second Rounds (Nashville, Tenn.)
 4 - NCAA Regional (Fresno, Calif.)

2012-13

Coach: Joanne P. McCallie

Record: 33-3, 17-1 ACC (1st)

ACC Tournament Champion

NCAA Tournament - Elite Eight

Nov. 17	Presbyterian	W	84-45
Nov. 18	Iona	W	100-31
Nov. 23	Valparaiso	W	90-45
Nov. 25	at Xavier	W	82-59
Nov. 28	at Michigan	W	71-54
Dec. 2	#10/11 California	W	77-63
Dec. 6	Georgia Tech*	W	85-52
Dec. 9	vs. #-/25 St. John's ¹	W	60-42
Dec. 21	vs. CSU Bakersfield ²	W	97-63
Dec. 22	at Southern California ²	W	75-60
Dec. 30	Monmouth	W	73-32
Jan. 3	at N.C. State*	W	67-57
Jan. 6	at Boston College*	W	90-53
Jan. 10	Clemson*	W	82-45
Jan. 13	at Wake Forest*	W	73-44
Jan. 16	Virginia Tech*	W	58-26
Jan. 21	at #3/2 Connecticut	L	49-79
Jan. 24	at Clemson*	W	60-46
Jan. 27	Boston College*	W	80-56
Jan. 31	Miami*	W	82-43
Feb. 3	at #11/18 North Carolina*	W	84-63
Feb. 8	at Virginia*	W	62-41
Feb. 11	#7/7 Maryland*	W	71-56
Feb. 14	at Virginia Tech*	W	77-33
Feb. 17	Wake Forest*	W	81-70
Feb. 22	#19/20 Florida State*	W	61-50
Feb. 24	at #8/8 Maryland*	W	75-59
Feb. 28	at Miami*	L	65-69
Mar. 3	#15/17 North Carolina*	W	65-58
Mar. 8	vs. N.C. State ³	W	79-65
Mar. 9	vs. #23/23 Florida State ³	W	72-66
Mar. 10	vs. #15/17 North Carolina ³	W	92-73
Mar. 24	Hampton ⁴	W	67-51
Mar. 26	Oklahoma State ⁴	W	68-59
Mar. 31	vs. #24/25 Nebraska ⁵	W	53-45
Apr. 2	vs. #2/2 Notre Dame ⁵	L	76-87

1 - Maggie Dixon Classic (New York, N.Y.)

2 - Women of Troy Basketball Classic (Los Angeles, Calif.)

3 - ACC Tournament (Greensboro, N.C.)

4 - NCAA First & Second Rounds (Durham, N.C.)

5 - NCAA Regional (Norfolk, Va.)

2013-14

Coach: Joanne P. McCallie

Record: 28-7, 12-4 ACC (2nd)

NCAA Tournament - Second Round

Nov. 10	at #9/9 California	W	70-58
Nov. 14	USC Upstate	W	123-40
Nov. 17	Alabama	W	92-57
Nov. 21	Vanderbilt	W	88-69
Nov. 24	at Marquette	W	78-61
Nov. 28	vs. Xavier ¹	W	81-54
Nov. 29	vs. Central Michigan ¹	W	97-64
Nov. 30	vs. Kansas ¹	W	73-40
Dec. 5	#16/22 Purdue	W	99-78
Dec. 8	at #17/15 Oklahoma	W	94-85
Dec. 17	#1/1 Connecticut ²	L	61-83
Dec. 19	Albany	W	80-51
Dec. 22	at #5/6 Kentucky	W	69-61
Jan. 2	Old Dominion	W	87-63
Jan. 5	at Georgia Tech*	W	64-47
Jan. 9	at Syracuse*	W	86-53
Jan. 12	Boston College*	W	78-57
Jan. 16	Virginia*	W	90-55
Jan. 19	at Virginia Tech*	W	74-70

Jan. 23	at #24/25 Florida State*	W (OT)	85-77
Jan. 26	Pittsburgh*	W	111-67
Jan. 30	at Miami*	W	76-75
Feb. 2	#2/2 Notre Dame*	L	67-88
Feb. 6	at Clemson*	W	78-51
Feb. 10	#17/11 North Carolina*	L	78-89
Feb. 17	#8/9 Maryland*	W	84-63
Feb. 20	#14/16 N.C. State*	W	83-70
Feb. 23	at #2/2 Notre Dame*	L	70-81
Feb. 27	Wake Forest*	W	71-56
Mar. 2	at #14/11 North Carolina*	L	60-64
Mar. 7	vs. Georgia Tech ³	W	82-52
Mar. 8	vs. #13/12 North Carolina ³	W	66-61
Mar. 9	vs. #2/2 Notre Dame ³	L	53-69
Mar. 22	Winthrop ⁴	W	87-45
Mar. 23	#23/21 DePaul ⁴	L	65-74

1 - Paradise Jam (St. Thomas, USVI)

2 - Jimmy V Classic (Durham, N.C.)

3 - ACC Tournament (Greensboro, N.C.)

4 - NCAA First & Second Rounds (Durham, N.C.)

2014-15

Coach: Joanne P. McCallie

Record: 23-11, 11-5 ACC (4th)

NCAA Tournament - Sweet Sixteen

Nov. 16	at Alabama	W	90-40
Nov. 20	at Old Dominion	W	82-66
Nov. 23	Marquette	W	83-51
Nov. 25	Buffalo	W	88-54
Nov. 28	Stony Brook	W	72-42
Nov. 30	at #7/6 Texas A&M	L	59-63
Dec. 3	at #12/15 Nebraska ¹	L	54-60
Dec. 7	#1/2 South Carolina	L	50-51
Dec. 17	Oklahoma	W	92-72
Dec. 19	UMass Lowell	W	95-48
Dec. 21	#8/8 Kentucky	W	89-68
Dec. 29	at #2/2 Connecticut	L	52-83
Jan. 2	N.C. A&T	W	87-36
Jan. 4	Wake Forest*	W	70-63
Jan. 8	#21/21 Syracuse*	W	74-72
Jan. 11	at #-/22 Florida State*	L	58-74
Jan. 15	Virginia Tech*	W	65-40
Jan. 18	Miami*	W	68-53
Jan. 22	at Boston College*	L	56-60
Jan. 25	at #12/11 North Carolina*	W (OT)	74-67
Jan. 29	Pittsburgh*	W	62-45
Feb. 2	#8/8 Louisville*	W	66-58
Feb. 5	at Wake Forest*	W	70-53
Feb. 8	Clemson*	W	89-60
Feb. 12	at Virginia*	W	71-45
Feb. 16	at #4/4 Notre Dame*	L	50-63
Feb. 22	at NC State*	L	59-72
Feb. 26	at Georgia Tech*	L	62-71
Mar. 1	#15/11 N. Carolina*	W	81-80
Mar. 6	vs. Wake Forest ²	W	77-68
Mar. 7	vs. #2/2 Notre Dame ²	L	49-55
Mar. 20	Albany ³	W	54-52
Mar. 22	#12/14 Mississippi State ³	W	64-56
Mar. 28	vs. #4/3 Maryland ⁴	L	55-65

1 - ACC/Big 10 Challenge

2 - ACC Tournament (Greensboro, N.C.)

3 - NCAA First & Second Rounds (Durham, N.C.)

4 - NCAA Tournament (Spokane, Wash.)

2015-16

Coach: Joanne P. McCallie

Record: 20-12, 8-8 ACC (7th)

Nov. 13	at Penn	W	57-50
Nov. 15	Winthrop	W	78-50
Nov. 18	#12/12 Texas A&M	L	66-72

Nov. 22	Army	W	72-61
Nov. 26	vs. Idaho ¹	W	74-68
Nov. 27	vs. Iowa State ¹	W	86-48
Nov. 28	vs. Texas State ¹	W	85-34
Dec. 3	Minnesota ²	W	84-64
Dec. 6	at #2/2 South Carolina	L	55-66
Dec. 14	UMass	W	70-46
Dec. 17	Liberty	W	79-41
Dec. 20	at #8/8 Kentucky	L	61-71
Dec. 29	Western Carolina	W	84-47
Dec. 30	UNCW	W	78-56
Jan. 3	at Syracuse*	L	50-86
Jan. 7	Wake Forest*	W	95-68
Jan. 10	at Louisville*	L	48-65
Jan. 14	NC State*	L	62-65
Jan. 17	Boston College*	W	71-51
Jan. 21	at Clemson*	W	72-43
Jan. 24	North Carolina*	W	71-55
Jan. 28	at Pittsburgh*	W	70-48
Feb. 1	#3/3 Notre Dame*	L	61-68
Feb. 4	Virginia*	W	67-52
Feb. 7	at #16/20 Miami*	L	53-61
Feb. 11	#10/11 Florida State*	L	53-69
Feb. 14	at Wake Forest*	L	50-63
Feb. 18	at Virginia Tech*	W	66-62
Feb. 21	Georgia Tech*	L	59-64
Feb. 28	at North Carolina*	W	93-57
Mar. 3	vs. Virginia ³	W	57-53
Mar. 4	vs. #2/3 Notre Dame ³	L	54-83

1 - Cancun Challenge (Riviera Maya, Mexico)

2 - ACC/Big 10 Challenge

3 - ACC Tournament (Greensboro, N.C.)

2016-17

Coach: Joanne P. McCallie

Record: 28-6, 13-3 ACC (2nd)

NCAA Tournament - Second Round

Nov. 11	at Liberty	W	98-38
Nov. 13	Penn	W	68-55
Nov. 15	Longwood	W	105-48
Nov. 17	Grand Canyon	W	90-47
Nov. 20	at Vanderbilt	L	73-77
Nov. 22	Old Dominion	W	92-64
Nov. 25	at Long Beach State	W	83-46
Nov. 27	at Pepperdine	W	99-65
Dec. 1	at Rutgers ¹	W	68-32
Dec. 4	#3/3 South Carolina	W	74-63
Dec. 8	Elon	W	68-61
Dec. 21	Villanova	W	68-50
Dec. 29	#17/23 Kentucky	W	69-54
Jan. 2	#8/8 Louisville*	W	58-55
Jan. 5	at Georgia Tech*	W	75-68
Jan. 8	at #6/8 Florida State*	L	45-69
Jan. 12	North Carolina*	W	70-58
Jan. 15	at #23/22 NC State*	L	52-55
Jan. 19	#17/16 Virginia Tech*	W	84-59
Jan. 22	at Boston College*	W	67-44
Jan. 26	at #8/9 Notre Dame*	L	58-62
Jan. 29	Wake Forest*	W	71-43
Feb. 2	Clemson*	W	65-37
Feb. 5	at Virginia*	W	70-51
Feb. 10	#20/19 Syracuse*	W	72-55
Feb. 12	Pittsburgh*	W	62-48
Feb. 16	at Wake Forest*	W	79-53
Feb. 19	#16/17 Miami*	W	83-70
Feb. 26	at North Carolina*	W	95-71
Mar. 3	vs. #21/20 Syracuse ²	W	68-46
Mar. 4	vs. #16/16 Miami ²	W	57-52
Mar. 5	vs. #3/3 Notre Dame ²	L	61-84
Mar. 18	Hampton ³	W	94-31

ALL-TIME RESULTS

Mar. 20	Oregon ³	L	65-74
1 - ACC/Big 10 Challenge			
2 - ACC Tournament (Conway, S.C.)			
3 - NCAA Tournament (Durham, N.C.)			

2017-18

Coach: Joanne P. McCallie

Record: 24-9, 11-5 ACC (14th)

NCAA Tournament - Sweet Sixteen

Nov. 12	at Grand Canyon	W	74-61
Nov. 16	High Point	W	77-50
Nov. 19	at Villanova	L	55-64
Nov. 22	at Old Dominion	W	84-51
Nov. 25	#17/18 Oregon State	W	72-65
Nov. 26	Presbyterian	W	79-45
Nov. 30	#8/8 Ohio State ¹	W	69-60
Dec. 3	at #5/6 South Carolina	L	52-75
Dec. 7	UNC Greensboro	W	85-54
Dec. 10	Winthrop	W	101-30
Dec. 19	Maine	W	69-39
Dec. 21	Wyoming	W	63-40
Dec. 29	Liberty	W	68-51
Dec. 31	at Miami*	L	48-51
Jan. 4	at #3/4 Louisville*	L	60-66
Jan. 7	NC State*	W	69-56
Jan. 11	at Wake Forest*	W	80-67
Jan. 14	Virginia*	W	55-48
Jan. 18	at Virginia Tech*	W	86-75
Jan. 21	at North Carolina*	L (OT)	86-92
Jan. 25	Boston College*	W	75-50
Jan. 28	at Pittsburgh*	W	58-46
Feb. 1	Georgia Tech*	W	77-59
Feb. 4	#5/5 Notre Dame*	L	54-72
Feb. 7	Wake Forest*	W	59-51
Feb. 11	at Clemson*	W	60-35
Feb. 15	at Syracuse*	L	65-68
Feb. 19	#9/12 Florida State*	W	79-66
Feb. 25	North Carolina*	W	70-54
Mar. 2	vs. #23/22 NC State ²	L	45-51
Mar. 17	vs. #23/25 Belmont ³	W	72-58
Mar. 19	at #18/17 Georgia ³	W	66-40
Mar. 24	vs. #1/1 Connecticut ⁴	L	59-72

- 1 - ACC/Big 10 Challenge
- 2 - ACC Tournament (Greensboro, N.C.)
- 3 - NCAA First & Second Rounds (Athens, Ga.)
- 4 - NCAA Regional Semifinal (Albany, N.Y.)

2018-19

Coach: Joanne P. McCallie

Record: 15-15, 6-10 ACC (1-10th)

Nov. 11	at Northwestern	L	58-84
Nov. 15	at Maine	W	66-63
Nov. 18	Elon	W	81-64
Nov. 23	vs. Washington ¹	L	64-71
Nov. 24	vs. Ball State ¹	W	79-62
Nov. 25	vs. #21/18 Missouri ¹	L	54-62
Nov. 28	at Wisconsin ²	W	60-53
Dec. 2	Marist	W	64-56
Dec. 6	UNLV	W	66-38
Dec. 20	at #11/8 Oregon State	L	57-71
Dec. 28	East Carolina	W	83-66
Dec. 30	Florida Gulf Coast	W	57-41
Jan. 3	at #9/9 N.C. State*	L	51-63
Jan. 6	#3/3 Louisville*	L	51-73
Jan. 10	at Georgia Tech*	L	64-70
Jan. 17	Miami*	L	50-58
Jan. 20	at #1/21 Florida State*	L	62-66
Jan. 24	Wake Forest*	W	66-52
Jan. 27	#13/14 Syracuse*	L	55-64
Jan. 31	at Boston College*	L (2OT)	90-92

Feb. 3	Pittsburgh*	W	74-55
Feb. 7	at North Carolina*	W	85-69
Feb. 10	at Virginia*	L	47-53
Feb. 14	Virginia Tech*	L	57-64
Feb. 21	at #5/5 Notre Dame*	L	61-89
Feb. 24	at Wake Forest*	W	55-44
Feb. 28	Clemson*	W	63-59
Mar. 3	North Carolina*	W	62-44
Mar. 6	vs. Pittsburgh ³	W	86-64
Mar. 7	vs. #22/21 Florida State ³	L	41-51

- 1 - Gulf Coast Showcase in Estero, Fla.
- 2 - ACC/Big 10 Challenge
- 3 - ACC Tournament (Greensboro, N.C.)

2019-20

Coach: Joanne P. McCallie

Record: 18-12, 12-6 ACC (3rd)

Nov. 5	High Point	W	93-57
Nov. 10	at #6/7 Texas A&M	L	58-79
Nov. 14	at UNLV	W	57-45
Nov. 17	Northwestern	L	42-63
Nov. 21	Idaho State	W	85-66
Nov. 24	Troy	W	99-85
Nov. 27	Davidson	W	82-52
Nov. 29	Pennsylvania	W	66-50
Dec. 4	at Nebraska ¹	L	79-83
Dec. 8	Boston College*	W	85-73
Dec. 19	at #5/6 South Carolina	L	46-89
Dec. 29	at Florida Gulf Coast	L	56-78
Jan. 2	Wake Forest*	L	58-60
Jan. 5	at #7/7 Louisville*	L	55-60
Jan. 9	at Virginia*	L	63-66
Jan. 12	Virginia Tech*	W (OT)	72-67
Jan. 16	Notre Dame*	W	50-47
Jan. 19	at Clemson*	L	58-62
Jan. 23	at Syracuse*	W	88-58
Jan. 26	Georgia Tech*	W	58-46
Feb. 2	#7/7 N.C. State*	L	60-63
Feb. 6	North Carolina*	W	71-61
Feb. 9	at Miami*	W	74-55
Feb. 13	at Pittsburgh*	W	73-56
Feb. 16	#14/14 Florida State*	W	66-64
Feb. 20	Virginia*	W	62-47
Feb. 24	at #8/10 N.C. State*	W	70-65
Feb. 27	at Virginia Tech*	L	56-70
Mar. 1	at North Carolina*	W	73-54
Mar. 6	vs Boston College ²	L	77-84

- 1 - ACC/Big 10 Challenge
- 2 - ACC Tournament (Greensboro, N.C.)
- NCAA Tournament canceled due to COVID-19

2020-21

Coach: Kara Lawson

Record: 3-1, 0-1 ACC (N/A)

Nov. 25	Longwood	W	94-64
Nov. 29	Western Carolina	W	83-56
Dec. 5	East Carolina	W	72-47
Dec. 9	#2/2 Louisville*	L	49-73

Remainder of season canceled due to COVID-19

2021-22

Coach: Kara Lawson

Record: 17-13, 7-11 ACC (1-10th)

Nov. 9	Winthrop	W	95-39
Nov. 12	at Dayton	W	70-56
Nov. 14	UNCW	W	87-45
Nov. 21	vs. Alabama ¹	W	74-71
Nov. 24	Appalachian State	W	73-65
Nov. 28	Troy	W	91-75

Dec. 2	#9/12 Iowa ²	W	79-64
Dec. 5	at Penn	W	77-55
Dec. 15	#1/1 South Carolina	L	46-55
Dec. 21	at Charleston Southern	W	78-35
Dec. 30	at Virginia Tech*	L	55-77
Jan. 2	#17/15 Notre Dame*	W	72-70
Jan. 9	at Syracuse*	W	74-65
Jan. 13	Virginia Tech*	L	54-65
Jan. 16	at #4/4 NC State*	L	60-84
Jan. 18	at Miami (FL)*	W	58-49
Jan. 23	Virginia*	W	57-48
Jan. 27	#-/22 North Carolina*	L	62-78
Jan. 30	at #5/4 Louisville*	L	65-77
Feb. 1	#12/17 Georgia Tech*	L	46-59
Feb. 3	at Pittsburgh*	W	54-39
Feb. 6	Wake Forest*	W	81-76
Feb. 10	Florida State*	L	56-59
Feb. 13	#5/5 NC State*	L	62-77
Feb. 17	at Virginia*	L	54-67
Feb. 20	at Clemson*	W	64-61
Feb. 24	Boston College*	L	51-67
Feb. 27	at #18/18 North Carolina*	L	46-74
Mar. 2	vs Pittsburgh ³	W	55-52
Mar. 3	vs Miami (FL) ³	L	55-61

- 1 - Maggie Dixon Challenge (Fort Worth, Texas)
- 2 - Big Ten/ACC Challenge
- 3 - ACC Tournament (Greensboro, N.C.)

2022-23

Coach: Kara Lawson

Record: 26-7, 14-4 ACC (2nd)

NCAA Tournament - Second Round

Nov. 7	North Carolina A&T	W	77-57
Nov. 10	Charleston Southern	W	111-50
Nov. 12	at Davidson	W	60-37
Nov. 17	Texas A&M	W	71-52
Nov. 20	at Toledo	W	58-41
Nov. 25	vs. UConn ¹	L	50-78
Nov. 27	vs. Oregon St. ¹	W	54-41
Dec. 1	Northwestern ²	W	66-50
Dec. 4	at Richmond	W	100-49
Dec. 8	Austin Peay	W	74-31
Dec. 11	at Florida Gulf Coast	W	71-48
Dec. 21	Virginia*	W	70-56
Dec. 29	at #6/6 NC State*	W	72-58
Jan. 1	Louisville*	W	63-56
Jan. 5	at Wake Forest*	W	60-50
Jan. 12	Clemson*	W	66-56
Jan. 15	at Georgia Tech*	W	65-47
Jan. 19	at #17/20 North Carolina*	L	56-61
Jan. 22	Syracuse*	W	62-50
Jan. 26	#12/10 Virginia Tech*	W	66-55
Jan. 29	at #24/RV Florida St.*	L	57-70
Feb. 2	Pittsburgh*	W	53-44
Feb. 5	at #9/8 Notre Dame*	W	57-52
Feb. 9	at Boston College*	W	68-27
Feb. 12	Miami*	W	50-40
Feb. 16	at #1/9 Virginia Tech*	L	45-61
Feb. 19	at Virginia*	W	56-52
Feb. 23	NC State*	W	77-62
Feb. 26	#22/21 North Carolina*	L	41-45
Mar. 3	#18/19 North Carolina ³	W	44-40
Mar. 4	#8/8 Virginia Tech ³	L	37-58
Mar. 18	Iona ⁴	W	89-49
Mar. 20	#21/21 Colorado ⁴	L (OT)	53-61

- 1 - PK Legacy (Portland, Ore.)
- 2 - Big Ten/ACC Challenge
- 3 - ACC Tournament (Greensboro, N.C.)
- 4 - NCAA First & Second Rounds (Durham, N.C.)

2023-24

Coach: Kara Lawson

Record: 22-12, 11-7 ACC (7th)

NCAA Tournament - Regional Semifinal

Nov. 6	Richmond	W	83-53
Nov. 9	Coastal Carolina	W	88-42
Nov. 14	at Columbia	W	66-62
Nov. 16	Davidson	L	62-69
Nov. 19	at #6/6 Stanford	L	79-82 (OT)
Nov. 26	N.C. Central	W	93-45
Nov. 30	at Georgia ¹	W	72-65 (OT)
Dec. 3	#1/1 South Carolina	L	61-77
Dec. 7	at Clemson*	L	64-80
Dec. 10	Florida Gulf Coast	W	82-63
Dec. 20	Toledo	W	70-45
Dec. 28	Coppin State	W	68-34
Dec. 31	Boston College*	W	80-75
Jan. 4	at #17/16 Louisville*	L	44-61
Jan. 7	at Virginia*	W	60-56
Jan. 14	Georgia Tech*	W	84-46
Jan. 18	#14/14 Virginia Tech*	W	63-46
Jan. 21	at #4/5 NC State*	L	57-72
Jan. 25	#23/24 Florida State*	W	88-46
Jan. 28	at Miami*	L	58-64
Feb. 1	at Pittsburgh*	W	69-38
Feb. 8	Wake Forest*	W	69-46
Feb. 11	North Carolina*	W	68-60 (OT)
Feb. 15	at #12/13 Virginia Tech*	L	56-61
Feb. 19	#16/17 Notre Dame*	L	62-70
Feb. 22	at #17/17 Syracuse*	W	58-45
Feb. 25	#6/6 NC State*	W	69-58
Feb. 29	Virginia*	W	73-54
Mar. 3	at North Carolina*	L	59-63
Mar. 7	vs. Georgia Tech ²	W	70-58
Mar. 8	vs. #10/10 NC State ²	L	51-54
Mar. 22	vs. Richmond ³	W	72-61
Mar. 24	at #7/9 Ohio State ³	W	75-63
Mar. 30	vs. #10/7 Connecticut ⁴	L	45-53

1 - ACC/SEC Challenge

2 - ACC Tournament (Greensboro, N.C.)

3 - NCAA First & Second Rounds (Columbus, Ohio)

4 - NCAA Regional Semifinal (Portland, Ore.)

ALL-TIME SERIES HISTORY & RESULTS

ALABAMA 3-1

Home 1-0 • Away 1-1 • Neutral 1-0
 Mar. 18, 1995..... A..... #13/15 Alabama 121, #20/22 Duke 120 (40T)
 Nov. 17, 2013..... H..... #2/2 Duke 92, Alabama 57
 Nov. 16, 2014..... A..... #7/7 Duke 90, Alabama 40
 Nov. 21, 2021..... N..... Duke 74, Alabama 71

ALBANY 3-0

Home 3-0 • Away 0-0 • Neutral 0-0
 Dec. 9, 2010..... H..... #5/4 Duke 83, Albany 48
 Dec. 19, 2013..... H..... #2/2 Duke 80, Albany 51
 Mar. 20, 2015..... H..... #16/16 Duke 54, Albany 52

AMERICAN 1-0

Home 1-0 • Away 0-0 • Neutral 0-0
 Dec. 4, 1993..... H..... Duke 104, American 71

APPALACHIAN STATE 11-4

Home 7-1 • Away 4-2 • Neutral 0-1
 Jan. 28, 1978..... A..... Appalachian State 87, Duke 60
 Feb. 16, 1978..... H..... Appalachian State 75, Duke 68
 Feb. 16, 1979..... A..... Appalachian State 85, Duke 64
 Feb. 2, 1980..... H..... Duke 88, Appalachian State 70
 Dec. 6, 1980..... H..... Duke 90, Appalachian State 71
 Feb. 23, 1981..... A..... Duke 69, Appalachian State 46
 Mar. 2, 1981..... N..... Appalachian State 74, Duke 73 (OT)
 Jan. 30, 1982..... A..... Duke 75, Appalachian State 60
 Feb. 19, 1982..... H..... Duke 85, Appalachian State 73
 Feb. 25, 1983..... H..... Duke 89, Appalachian State 51
 Dec. 6, 1986..... H..... Duke 84, Appalachian State 66
 Nov. 28, 1989..... A..... Duke 73, Appalachian State 65
 Dec. 20, 1992..... H..... Duke 79, Appalachian State 76
 Dec. 8, 1993..... A..... Duke 79, Appalachian State 66
 Nov. 24, 2021..... H..... Duke 73, Appalachian State 65

ARIZONA STATE 1-0

Home 0-0 • Away 0-0 • Neutral 1-0
 Mar. 25, 2008..... N..... #9/10 Duke 67, Arizona State 59

ARKANSAS 2-1

Home 1-0 • Away 0-0 • Neutral 1-1
 Mar. 23, 1998..... N..... Arkansas 77, #8/9 Duke 72
 Mar. 19, 2001..... H..... #5/5 Duke 75, Arkansas 54
 Nov. 30, 2002..... N..... #1/1 Duke 74, #17/15 Arkansas 72 (OT)

ARKANSAS STATE 2-0

Home 1-0 • Away 0-0 • Neutral 1-0
 Dec. 17, 2000..... N..... #7/5 Duke 69, Arkansas State 45
 Nov. 26, 2005..... H..... #1/2 Duke 110, Arkansas State 56

ARMY 1-0

Home 1-0 • Away 0-0 • Neutral 0-0
 Nov. 22, 2015..... H..... #14/9 Duke 72, Army 61

AUBURN 5-0

Home 3-0 • Away 2-0 • Neutral 0-0
 Nov. 30, 2003..... H..... #4/4 Duke 66, #25/--Auburn 57
 Dec. 31, 2004..... A..... #2/2 Duke 80, Auburn 61
 Nov. 27, 2005..... H..... #1/2 Duke 69, Auburn 37
 Nov. 18, 2010..... A..... #6/6 Duke 75, Auburn 62
 Nov. 18, 2011..... H..... #8/8 Duke 73, Auburn 50

AUSTIN PEAY 2-0

Home 1-0 • Away 0-0 • Neutral 1-0
 Mar. 22, 2009..... N..... #6/14 Duke 83, Austin Peay 42
 Dec. 8, 2022..... H..... Duke 74, Austin Peay 31

BALL STATE 3-0

Home 1-0 • Away 1-0 • Neutral 1-0
 Dec. 20, 2004..... A..... #3/3 Duke 81, Ball State 31
 Dec. 19, 2005..... H..... #2/2 Duke 110, Ball State 24
 Nov. 24, 2018..... N..... Duke 79, Ball State 62

BAYLOR 0-1

Home 0-0 • Away 0-0 • Neutral 0-1
 Mar. 29, 2010..... N..... #14/18 Baylor 51, #6/6 Duke 48

BELMONT 1-0

Home 0-0 • Away 0-0 • Neutral 1-0
 Mar. 17, 2018..... N..... #20/18 Duke 72, #23/25 Belmont 58

BOSTON COLLEGE 18-6

Home 10-2 • Away 7-3 • Neutral 1-1
 Dec. 2, 1989..... H..... Duke 85, Boston College 64
 Nov. 17, 1999..... H..... #20/21 Boston College 77, #22/22 Duke 70
 Nov. 22, 2000..... A..... #3/3 Duke 67, #--/24 Boston College 49
 Mar. 22, 2005..... N..... #7/8 Duke 70, #25/-- Boston College 65
 Jan. 14, 2006..... A..... #2/2 Duke 66, #22/22 Boston College 52
 Feb. 15, 2007..... H..... #1/1 Duke 73, Boston College 52
 Feb. 7, 2008..... A..... #11/12 Duke 51, Boston College 41
 Feb. 2, 2009..... H..... #4/6 Duke 69, Boston College 58
 Feb. 4, 2010..... A..... Boston College 61, #6/6 Duke 57
 Feb. 13, 2011..... H..... #5/7 Duke 66, Boston College 53
 Feb. 9, 2012..... A..... #5/5 Duke 71, Boston College 62
 Jan. 6, 2013..... A..... #3/4 Duke 90, Boston College 53
 Jan. 27, 2013..... H..... #4/5 Duke 80, Boston College 56
 Jan. 12, 2014..... H..... #3/3 Duke 78, Boston College 57
 Jan. 22, 2015..... A..... Boston College 60, #15/13 Duke 56
 Jan. 17, 2016..... H..... #22/19 Duke 71, Boston College 51
 Jan. 22, 2017..... A..... #15/16 Duke 67, Boston College 44
 Jan. 25, 2018..... H..... #18/18 Duke 75, Boston College 50
 Jan. 31, 2019..... A..... Boston College 92, Duke 90 (20T)
 Dec. 8, 2019..... H..... Duke 85, Boston College 73
 Mar. 6, 2020..... N..... Boston College 84, Duke 77
 Feb. 24, 2022..... H..... Boston College 67, Duke 51
 Feb. 9, 2023..... A..... #9/9 Duke 68, Boston College 27
 Dec. 31, 2023..... H..... Duke 80, Boston College 31

BOSTON UNIVERSITY 2-0

Home 1-0 • Away 0-0 • Neutral 1-0
 Jan. 2, 1988..... H..... #10/9 Duke 73, Boston University 58
 Dec. 30, 2006..... N..... #3/3 Duke 72, Boston University 42

BOWLING GREEN 1-0

Home 0-0 • Away 0-0 • Neutral 1-0
 Dec. 19, 2006..... N..... #4/4 Duke 55, #25/21 Bowling Green 46

BRIGHAM YOUNG 3-0

Home 2-0 • Away 1-0 • Neutral 0-0
 Jan. 10, 1987..... H..... #--/25 Duke 80, Brigham Young 60
 Nov. 13, 2010..... H..... #6/5 Duke 69, Brigham Young 54
 Nov. 11, 2011..... A..... #8/8 Duke 61, Brigham Young 55

BUCKNELL 1-0

Home 1-0 • Away 0-0 • Neutral 0-0
 Dec. 21, 2007..... H..... #14/15 Duke 92, Bucknell 49

BUFFALO 1-0

Home 1-0 • Away 0-0 • Neutral 0-0
 Nov. 25, 2014..... H..... #8/7 Duke 88, Buffalo 54

CALIFORNIA 3-1

Home 1-0 • Away 2-1 • Neutral 0-0
 Dec. 27, 1987..... A..... #10/9 Duke 85, California 57
 Dec. 21, 1993..... A..... California 72, Duke 66
 Dec. 2, 2012..... H..... #4/4 Duke 77, #10/11 California 63
 Nov. 10, 2013..... A..... #2/2 Duke 70, #9/9 California 58

CAMPBELL 3-6

Home 2-3 • Away 0-2 • Neutral 1-1
 Jan. 22, 1976..... A..... Campbell 73, Duke 55
 Feb. 3, 1976..... H..... Campbell 72, Duke 69
 Feb. 3, 1977..... A..... Campbell 78, Duke 63
 Feb. 19, 1977..... H..... Campbell 66, Duke 48
 Feb. 24, 1977..... N..... Campbell 61, Duke 50
 Jan. 16, 1982..... N..... Duke 83, Campbell 64
 Feb. 18, 1984..... H..... Duke 89, Campbell 64
 Mar. 18, 2000..... H..... #7/10 Duke 71, Campbell 42

CANISIUS 1-0

Home 0-0 • Away 0-0 • Neutral 1-0
 Mar. 20, 2005..... N..... #7/8 Duke 80, Canisius 48

CATAWBA 1-0

Home 1-0 • Away 0-0 • Neutral 0-0
 Jan. 10, 1979..... H..... Duke 82, Catawba 33

CENTRAL MICHIGAN 1-0

Home 0-0 • Away 0-0 • Neutral 1-0
 Nov. 29, 2013..... N..... #2/2 Duke 97, Central Michigan 64

CHARLESTON SOUTHERN 5-0

Home 3-0 • Away 1-0 • Neutral 1-0
 Dec. 11, 1982..... N..... Duke 86, Charleston Southern 37
 Dec. 21, 1994..... H..... Duke 101, Charleston Southern 57
 Dec. 16, 2002..... H..... #1/1 Duke 106, Charleston Southern 38
 Dec. 21, 2021..... A..... #16/23 Duke 78, Charleston Southern 35
 Nov. 10, 2022..... H..... Duke 111, Charleston Southern 50

CHARLOTTE 7-3

Home 5-0 • Away 2-3 • Neutral 0-0
 Jan. 31, 1976..... A..... Charlotte 64, Duke 47
 Jan. 25, 1977..... H..... Duke 64, Charlotte 60
 Feb. 4, 1978..... A..... Charlotte 72, Duke 62
 Dec. 4, 1982..... H..... Duke 78, Charlotte 46
 Feb. 19, 1983..... A..... Charlotte 73, Duke 66
 Feb. 14, 1990..... H..... Duke 65, Charlotte 49
 Nov. 29, 2000..... H..... #3/3 Duke 78, Charlotte 59
 Nov. 29, 2001..... A..... #14/12 Duke 64, Charlotte 39
 Nov. 23, 2009..... H..... #10/5 Duke 57, Charlotte 44
 Nov. 27, 2010..... A..... #6/6 Duke 61, Charlotte 55

CHEYNEY 2-0

Home 1-0 • Away 0-0 • Neutral 1-0
 Nov. 26, 1985..... H..... Duke 98, Cheyney 66
 Dec. 28, 1985..... N..... Duke 100, Cheyney 56

CINCINNATI 0-1

Home 0-0 • Away 0-1 • Neutral 0-0
 Jan. 2, 1981..... A..... Cincinnati 86, Duke 64

CLEMSON 44-35

Home 24-9 • Away 18-18 • Neutral 2-7
 Jan. 11, 1978..... A..... Clemson 118, Duke 58
 Feb. 5, 1979..... H..... Clemson 94, Duke 59
 Feb. 8, 1979..... N..... Clemson 81, Duke 56
 Jan. 9, 1980..... A..... #18 Clemson 111, Duke 56
 Feb. 2, 1981..... H..... #20 Clemson 67, Duke 54
 Jan. 23, 1982..... A..... Clemson 84, Duke 59
 Dec. 1, 1982..... A..... Duke 72, Clemson 70
 Jan. 29, 1983..... H..... Duke 95, Clemson 81
 Mar. 4, 1983..... N..... Clemson 93, Duke 92 (OT)
 Dec. 6, 1983..... H..... #15 Clemson 78, Duke 72
 Jan. 17, 1984..... A..... #14 Clemson 79, Duke 73
 Dec. 31, 1984..... H..... Duke 84, Clemson 76
 Jan. 14, 1985..... A..... Duke 76, Clemson 70

Mar. 1, 1985.....N.....	Duke 81, Clemson 76
Jan. 13, 1986.....A.....	#20/-- Duke 93, Clemson 77
Feb. 8, 1986.....H.....	#17/25 Duke 80, Clemson 76
Dec. 3, 1986.....H.....	Duke 78, Clemson 72
Feb. 9, 1987.....A.....	Clemson 79, Duke 76
Jan. 4, 1988.....H.....	#9/9 Duke 68, Clemson 61
Feb. 1, 1988.....A.....	Clemson 78, #17/17 Duke 65
Mar. 5, 1988.....N.....	#--/25 Clemson 81, Duke 65
Jan. 2, 1989.....A.....	Clemson 69, #20/23 Duke 55
Feb. 8, 1989.....H.....	Clemson 71, Duke 50
Jan. 29, 1990.....A.....	Clemson 64, Duke 49
Feb. 26, 1990.....H.....	Clemson 65, Duke 60
Mar. 3, 1990.....N.....	Clemson 77, Duke 68
Jan. 28, 1991.....A.....	#20/20 Clemson 63, Duke 49
Feb. 22, 1991.....H.....	#24/-- Clemson 67, Duke 59
Mar. 2, 1991.....N.....	Clemson 60, Duke 58
Jan. 10, 1992.....H.....	#15/15 Clemson 107, Duke 72
Feb. 29, 1992.....A.....	#19/18 Clemson 63, Duke 59
Jan. 31, 1993.....A.....	#21/18 Clemson 88, Duke 63
Feb. 15, 1993.....H.....	Duke 67, #--/21 Clemson 65
Jan. 23, 1994.....A.....	Duke 74, Clemson 67
Jan. 28, 1994.....H.....	Clemson 90, Duke 82
Feb. 1, 1995.....A.....	Clemson 78, #14/21 Duke 64
Feb. 20, 1995.....H.....	Clemson 88, #22/25 Duke 82 (OT)
Mar. 3, 1995.....N.....	#22/25 Duke 78, Clemson 71
Jan. 31, 1996.....H.....	#12/11 Duke 74, #17/18 Clemson 63
Feb. 19, 1996.....A.....	#12/13 Duke 75, #16/20 Clemson 65
Mar. 3, 1996.....N.....	#22/20 Clemson 71, #12/12 Duke 54
Jan. 24, 1997.....H.....	#24/20 Duke 70, #10/10 Clemson 61
Feb. 16, 1997.....A.....	#22/21 Clemson 72, #18/17 Duke 69
Dec. 13, 1997.....A.....	Clemson 72, #11/14 Duke 61
Jan. 25, 1998.....H.....	#24/23 Duke 78, #19/22 Clemson 59
Jan. 14, 1999.....H.....	#12/16 Duke 86, #16/12 Clemson 77
Feb. 14, 1999.....A.....	#19/19 Clemson 80, #7/7 Duke 75
Feb. 28, 1999.....N.....	#16 Clemson 76, #8/9 Duke 71
Jan. 16, 2000.....H.....	#11/8 Duke 60, Clemson 51
Feb. 21, 2000.....A.....	#14/#12 Duke 59, Clemson 44
Dec. 9, 2000.....A.....	Clemson 93, #3/3 Duke 75
Jan. 28, 2001.....H.....	#4/4 Duke 92, #15/16 Clemson 42
Jan. 10, 2002.....A.....	#7/7 Duke 81, Clemson 58
Feb. 10, 2002.....H.....	#5/5 Duke 77, Clemson 69
Jan. 6, 2003.....H.....	#1/1 Duke 69, Clemson 53
Feb. 6, 2003.....A.....	#2/2 Duke 61, Clemson 49
Feb. 2, 2004.....A.....	#2/2 Duke 78, Clemson 60
Feb. 27, 2004.....H.....	#3/3 Duke 102, Clemson 45
Feb. 17, 2005.....H.....	#3/4 Duke 72, Clemson 48
Jan. 26, 2006.....A.....	#2/1 Duke 97, Clemson 65
Feb. 5, 2007.....H.....	#1/1 Duke 105, Clemson 53
Feb. 13, 2008.....A.....	#12/12 Duke 83, Clemson 54
Feb. 13, 2009.....H.....	#4/10 Duke 77, Clemson 53
Jan. 7, 2010.....A.....	#9/9 Duke 67, Clemson 41
Jan. 26, 2011.....H.....	#3/3 Duke 92, Clemson 37
Jan. 27, 2012.....A.....	#5/5 Duke 81, Clemson 37
Jan. 10, 2013.....H.....	#4/5 Duke 82, Clemson 45
Jan. 24, 2013.....A.....	#4/5 Duke 60, Clemson 46
Feb. 6, 2014.....A.....	#5/5 Duke 78, Clemson 51
Feb. 8, 2015.....H.....	#15/15 Duke 89, Clemson 60
Jan. 21, 2016.....A.....	Duke 72, Clemson 43
Feb. 2, 2017.....H.....	#15/15 Duke 65, Clemson 37
Feb. 11, 2018.....A.....	#19/19 Duke 60, Clemson 35
Feb. 28, 2019.....H.....	Duke 63, Clemson 59
Jan. 19, 2020.....A.....	Clemson 62, Duke 58
Feb. 20, 2022.....A.....	Duke 64, Clemson 61
Jan. 12, 2023.....H.....	#16/16 Duke 66, Clemson 56
Dec. 7, 2023.....A.....	Clemson 80, Duke 64

CLEVELAND STATE1-0

Home 1-0 • Away 0-0 • Neutral 0-0	
Dec. 2, 1988.....H.....	Duke 100, Cleveland State 60

COASTAL CAROLINA1-0

Home 1-0 • Away 0-0 • Neutral 0-0	
Nov. 9, 2023.....H.....	Duke 88, Coastal Carolina 42

COLLEGE OF CHARLESTON1-0

Home 1-0 • Away 0-0 • Neutral 0-0	
Dec. 18, 1990.....H.....	Duke 82, College of Charleston 54

COLORADO0-2

Home 0-1 • Away 0-0 • Neutral 0-1	
Jan. 5, 1980.....H.....	#18 Colorado 78, Duke 64
Mar. 20, 2023.....N.....	#21/21 Colorado 61, Duke 53

COLORADO STATE1-0

Home 1-0 • Away 0-0 • Neutral 0-0	
Dec. 22, 2005.....H.....	#2/2 Duke 99, Colorado State 52

COLUMBIA1-0

Home 0-0 • Away 1-0 • Neutral 0-0	
Nov. 14, 2023.....A.....	Duke 66, Columbia 62

CONNECTICUT3-14

Home 0-5 • Away 1-3 • Neutral 2-6	
Jan. 11, 1980.....H.....	Connecticut 81, Duke 69
Dec. 9, 1988.....N.....	Duke 83, Connecticut 69
Nov. 13, 1998.....N.....	#3/3 Connecticut 104, #4/4 Duke 74
Feb. 1, 2003.....H.....	#2/2 Connecticut 77, #1/1 Duke 65
Jan. 3, 2004.....A.....	#4/4 Duke 68, #1/1 Connecticut 67
Mar. 28, 2006.....N.....	#4/4 Duke 63, #8/8 Connecticut 61 (OT)
Nov. 25, 2007.....N.....	#2/2 Connecticut 74, #9/8 Duke 48
Jan. 18, 2010.....H.....	#1/1 Connecticut 81, #7/7 Duke 48
Jan. 31, 2011.....A.....	#2/2 Connecticut 87, #3/3 Duke 51
Mar. 29, 2011.....N.....	#1/1 Connecticut 75, #6/6 Duke 40
Jan. 30, 2012.....H.....	#3/3 Connecticut 61, #5/5 Duke 45
Jan. 21, 2013.....A.....	#3/2 Connecticut 79, #4/4 Duke 49
Dec. 17, 2013.....H.....	#1/1 Connecticut 83, #2/2 Duke 61
Dec. 29, 2014.....A.....	#2/2 Connecticut 83, #10/10 Duke 52
Mar. 24, 2018.....N.....	#1/1 Connecticut 72, #20/18 Duke 59
Nov. 25, 2022.....N.....	#3/3 Connecticut 78, Duke 50
Mar. 30, 2024.....N.....	#10/7 Connecticut 53, Duke 45

COPPIN STATE1-0

Home 0-0 • Away 0-0 • Neutral 0-0	
Dec. 28, 2023.....H.....	Duke 68, Coppin State 34

CSU-BAKERSFIELD1-0

Home 0-0 • Away 0-0 • Neutral 1-0	
Dec. 21, 2012.....N.....	#4/4 Duke 97, CSU-Bakersfield 63

DARTMOUTH1-0

Home 0-0 • Away 1-0 • Neutral 0-0	
Dec. 29, 2006.....A.....	#3/3 Duke 77, Dartmouth 40

DAYTON1-1

Home 0-0 • Away 1-1 • Neutral 0-0	
Jan. 3, 1981.....A.....	Dayton 99, Duke 78
Nov. 12, 2021.....A.....	Duke 70, Dayton 56

DAVIDSON5-2

Home 4-1 • Away 1-1 • Neutral 0-0	
Feb. 20, 1978.....A.....	Davidson 62, Duke 61
Feb. 12, 1979.....H.....	Duke 78, Davidson 25
Nov. 24, 2001.....H.....	#9/7 Duke 107, Davidson 58
Nov. 12, 2004.....H.....	#6/6 Duke 89, Davidson 69
Nov. 27, 2019.....H.....	Duke 82, Davidson 52
Nov. 12, 2022.....A.....	Duke 60, Davidson 37
Nov. 16, 2023.....H.....	Davidson 69, Duke 62

DELAWARE1-0

Home 1-0 • Away 0-0 • Neutral 0-0	
Dec. 2, 1995.....H.....	#19/20 Duke 95, Delaware 50

DENVER1-0

Home 0-0 • Away 1-0 • Neutral 0-0	
Nov. 11, 2007.....A.....	#10/9 Duke 57, Denver 37

DEPAUL2-2

Home 0-1 • Away 0-1 • Neutral 2-0	
Nov. 29, 1986.....A.....	DePaul 78, #--/22 Duke 72
Mar. 14, 1997.....N.....	Duke 70, DePaul 56
Mar. 27, 2011.....N.....	#6/6 Duke 70, #10/12 DePaul 63
Mar. 23, 2014.....L.....	#23/21 DePaul 74, #7/8 Duke 65

DETROIT MERCY3-0

Home 0-0 • Away 0-0 • Neutral 3-0	
Dec. 20, 1993.....N.....	Duke 94, Detroit Mercy 82
Nov. 28, 1997.....N.....	#1/1 Duke 87, Detroit Mercy 65
Dec. 27, 2002.....N.....	#1/1 Duke 92, Detroit Mercy 52

DRAKE1-0

Home 0-0 • Away 0-0 • Neutral 1-0	
Dec. 27, 1992.....N.....	Duke 71, Drake 58

DUQUESNE1-0

Home 1-0 • Away 0-0 • Neutral 0-0	
Nov. 25, 2000.....H.....	#3/3 Duke 97, Duquesne 66

EAST CAROLINA8-9

Home 6-3 • Away 2-3 • Neutral 0-3	
Jan. 20, 1976.....H.....	East Carolina 72, Duke 31
Dec. 3, 1977.....A.....	East Carolina 80, Duke 55
Feb. 6, 1978.....H.....	East Carolina 70, Duke 66
Mar. 2, 1978.....N.....	East Carolina 87, Duke 47
Dec. 2, 1978.....A.....	East Carolina 81, Duke 66
Feb. 22, 1979.....N.....	East Carolina 69, Duke 46
Dec. 1, 1979.....H.....	Duke 76, East Carolina 75
Feb. 23, 1980.....N.....	East Carolina 99, Duke 65
Jan. 19, 1981.....A.....	East Carolina 79, Duke 69
Feb. 16, 1982.....H.....	East Carolina 79, Duke 57
Jan. 2, 1987.....H.....	Duke 84, East Carolina 70
Dec. 12, 1987.....A.....	#14/13 Duke 68, East Carolina 49
Nov. 30, 1988.....H.....	Duke 93, East Carolina 60
Jan. 5, 1994.....A.....	Duke 110, East Carolina 69
Nov. 22, 2002.....H.....	#1/1 Duke 108, East Carolina 46
Dec. 28, 2018.....H.....	Duke 83, East Carolina 66
Dec. 5, 2020.....H.....	Duke 72, East Carolina 47

EAST TENNESSEE STATE5-0

Home 3-0 • Away 0-1 • Neutral 1-0	
Mar. 12, 1982.....A.....	Duke 74, East Tennessee St. 73 (OT)
Dec. 10, 1987.....H.....	#14/13 Duke 86, East Tennessee State 48
Nov. 29, 1990.....H.....	Duke 85, East Tennessee State 55
Nov. 23, 1991.....A.....	Duke 104, East Tennessee State 71
Dec. 8, 1992.....H.....	Duke 114, East Tennessee State 74

EASTERN KENTUCKY1-1

Home 1-0 • Away 0-1 • Neutral 0-0	
Nov. 26, 1982.....H.....	Duke 74, Eastern Kentucky 57
Dec. 3, 1983.....A.....	Eastern Kentucky 46, Duke 44

EASTERN WASHINGTON1-0

Home 0-0 • Away 0-0 • Neutral 1-0	
Nov. 25, 1988.....N.....	Duke 79, Eastern Washington 57

ELON5-4

Home 5-2 • Away 0-2 • Neutral 0-0	
Feb. 7, 1976.....A.....	Elon College 82, Duke 43
Feb. 14, 1976.....H.....	Elon College 50, Duke 47

ALL-TIME SERIES HISTORY & RESULTS

Jan. 21, 1977H..... Elon College 48, Duke 47
 Feb. 21, 1977A..... Elon College 74, Duke 38
 Dec. 2, 1999H..... #22/19 Duke 101, Elon College 44
 Nov. 16, 2001H..... #9/7 Duke 102, Elon College 52
 Nov. 21, 2003H..... #4/4 Duke 108, Elon College 26
 Dec. 8, 2016H..... #21/21 Duke 68, Elon College 61
 Nov. 18, 2018H..... Duke 81, Elon College 64

FAIRFIELD..... 2-0

Home 1-0 • Away 0-0 • Neutral 1-0
 Nov. 30, 1991.....N..... Duke 75, Fairfield 68
 Nov. 22, 2005.....H..... #1/2 Duke 110, Fairfield 44

FLORIDA GULF COAST..... 3-1

Home 2-0 • Away 1-1 • Neutral 0-0
 Dec. 30, 2018.....H..... Duke 57, Florida Gulf Coast 41
 Dec. 29, 2019.....A..... Florida Gulf Coast 78, Duke 56
 Dec. 11, 2022.....A..... Duke 71, Florida Gulf Coast 48
 Dec. 10, 2024.....H..... Duke 82, Florida Gulf Coast 63

FLORIDA..... 2-1

Home 0-0 • Away 0-1 • Neutral 2-0
 Nov. 28, 1986.....N..... #--/22 Duke 76, Florida 74
 Dec. 29, 1997.....A..... #12/15 Florida 70, Duke 63
 Mar. 21, 1998.....N..... #8/9 Duke 71, #13/12 Florida 58

FLORIDA A&M..... 1-0

Home 1-0 • Away 0-0 • Neutral 0-0
 Nov. 27, 1999.....H..... #--/25 Duke 93, Florida A&M 38

FLORIDA INTERNATIONAL..... 1-1

Home 1-0 • Away 0-0 • Neutral 0-1
 Jan. 1, 1984.....N..... Florida International 83, Duke 56
 Dec. 18, 2002.....H..... #1/1 Duke 106, Florida International 58

FLORIDA STATE..... 39-15

Home 18-5 • Away 14-9 • Neutral 7-1
 Jan. 21, 1992.....A..... Florida State 67, Duke 55
 Feb. 8, 1992.....H..... Florida State 61, Duke 53
 Jan. 3, 1993.....H..... Florida State 84, Duke 72
 Feb. 28, 1993.....A..... Florida State 74, Duke 67
 Jan. 16, 1994.....H..... Duke 66, Florida State 60
 Feb. 25, 1994.....A..... Florida State 78, Duke 73
 Dec. 7, 1994.....H..... Duke 84, Florida State 68
 Jan. 28, 1995.....A..... #21/-- Duke 75, Florida State 71
 Dec. 6, 1995.....H..... #17/17 Duke 92, Florida State 30
 Jan. 27, 1996.....A..... #12/17 Duke 61, Florida State 47
 Jan. 3, 1997.....A..... #16/17 Duke 87, Florida State 46
 Feb. 2, 1997.....A..... #22/21 Duke 77, Florida State 70
 Jan. 16, 1998.....H..... #25/20 Duke 96, Florida State 76
 Feb. 15, 1998.....A..... #13/14 Duke 79, Florida State 67
 Dec. 2, 1998.....H..... #16/16 Duke 91, Florida State 72
 Jan. 25, 1999.....A..... #9/13 Duke 92, Florida State 75
 Feb. 26, 1999.....N..... #8/9 Duke 90, Florida State 57
 Jan. 24, 2000.....A..... #9/8 Duke 59, Florida State 54
 Feb. 24, 2000.....H..... #9/9 Duke 87, Florida State 52
 Mar. 4, 2000.....N..... #12/10 Duke 92, Florida State 65
 Jan. 8, 2001.....A..... #5/5 Duke 73, Florida State 60
 Feb. 8, 2001.....H..... Florida State 71, #4/4 Duke 69
 Mar. 4, 2001.....N..... #4/4 Duke 72, Florida State 56
 Jan. 27, 2002.....A..... #5/6 Duke 102, Florida State 80
 Feb. 21, 2002.....H..... #5/5 Duke 88, Florida State 55
 Mar. 1, 2002.....N..... #3/3 Duke 82, Florida State 66
 Jan. 26, 2003.....H..... #1/1 Duke 81, Florida State 63
 Feb. 27, 2003.....A..... #2/2 Duke 70, Florida State 49
 Jan. 5, 2004.....H..... #1/4 Duke 79, Florida State 66
 Feb. 4, 2004.....A..... Florida State 80, #2/2 Duke 74
 Feb. 6, 2005.....H..... #3/4 Duke 75, #24/24 Florida State 64
 Jan. 5, 2006.....H..... #2/2 Duke 87, Florida State 68

Jan. 25, 2007.....A..... #1/1 Duke 73, Florida State 60
 Jan. 11, 2008.....H..... #12/13 Duke 70, Florida State 38
 Mar. 7, 2008.....N..... #12/11 Duke 81, Florida State 67
 Jan. 29, 2009.....A..... #18/20 Florida State 82, #3/6 Duke 75 (OT)
 Mar. 7, 2009.....N..... #8/10 Duke 75, #12/13 Florida State 57
 Jan. 29, 2010.....H..... #7/7 Duke 73, #13/14 Florida State 43
 Jan. 14, 2011.....A..... #3/3 Duke 87, #21/15 Florida State 70
 Jan. 13, 2012.....H..... #7/6 Duke 73, Florida State 66
 Feb. 12, 2012.....A..... #5/5 Duke 67, Florida State 57
 Feb. 22, 2013.....H..... #5/4 Duke 61, #19/20 Florida State 50
 Mar. 9, 2013.....N..... #6/6 Duke 72, #23/23 Florida State 66
 Jan. 23, 2014.....A..... #3/3 Duke 85, #24/25 Florida State 77 (OT)
 Jan. 11, 2015.....A..... #--/22 Florida State 74, #13/12 Duke 58
 Feb. 11, 2016.....H..... #10/9 Florida State 69, Duke 53
 Jan. 8, 2017.....A..... #6/8 Florida State 69, Duke 45
 Feb. 19, 2018.....H..... #20/16 Duke 79, #9/12 Florida State 66
 Jan. 20, 2019.....A..... #--/21 Florida State 66, Duke 62
 Mar. 7, 2019.....N..... #22/21 Florida State 51, Duke 41
 Feb. 16, 2020.....H..... Duke 66, #14/14 Florida State 64
 Feb. 10, 2022.....H..... Florida State 59, Duke 56
 Jan. 29, 2023.....A..... #24/RV Florida State 70, #16/16 Duke 57
 Jan. 25, 2024.....H..... Duke 88, #23/24 Florida State 46

FURMAN..... 4-0

Home 1-0 • Away 1-0 • Neutral 2-0
 Dec. 3, 1979.....A..... Duke 90, Furman 56
 Feb. 7, 1981.....H..... Duke 89, Furman 48
 Dec. 10, 1982.....N..... Duke 88, Furman 51
 Nov. 23, 1984.....N..... Duke 103, Furman 66

GARDNER-WEBB..... 1-0

Home 0-0 • Away 0-0 • Neutral 1-0
 Nov. 25, 2011.....N..... #7/6 Duke 97, George Mason 31

GEORGE MASON..... 4-0

Home 2-0 • Away 2-0 • Neutral 0-0
 Nov. 29, 1980.....A..... Duke 86, George Mason 50
 Nov. 30, 1985.....N..... Duke 85, George Mason 66
 Dec. 28, 1999.....H..... #17/15 Duke 95, George Mason 56
 Dec. 3, 2000.....A..... #3/3 Duke 88, George Mason 69

GEORGE WASHINGTON..... 1-1

Home 1-0 • Away 0-0 • Neutral 0-1
 Nov. 20, 1981.....H..... Duke 82, George Washington 45
 Dec. 29, 1996.....N..... George Washington 54, #13/13 Duke 48

GEORGETOWN..... 4-0

Home 1-0 • Away 1-0 • Neutral 2-0
 Dec. 20, 1984.....N..... Duke 84, Georgetown 49
 Nov. 25, 1990.....N..... Duke 80, Georgetown 68
 Dec. 30, 1999.....H..... #15/11 Duke 68, Georgetown 53
 Dec. 8, 2001.....A..... #11/9 Duke 89, Georgetown 54

GEORGIA..... 5-0

Home 0-0 • Away 1-0 • Neutral 4-0
 Mar. 26, 1999.....N..... #10/11 Duke 81, #12/12 Georgia 69
 Mar. 29, 2003.....N..... #2/1 Duke 66, #19/20 Georgia 63
 Mar. 26, 2005.....N..... #7/8 Duke 63, #20/20 Georgia 57
 Mar. 19, 2018.....N..... #20/18 Duke 66, #18/17 Georgia 40
 Nov. 30, 2023.....A..... Duke 72, Georgia 65 (OT)

GEORGIA SOUTHERN..... 2-1

Home 1-0 • Away 0-0 • Neutral 1-1
 Jan. 9, 1982.....N..... Georgia Southern 64, Duke 58
 Dec. 21, 1984.....N..... Duke 71, Georgia Southern 65
 Nov. 19, 2009.....H..... #11/5 Duke 69, Georgia Southern 42

GEORGIA STATE..... 1-1

Home 0-0 • Away 0-0 • Neutral 1-1
 Jan. 12, 1980.....N..... Georgia State 68, Duke 57
 Mar. 23, 2003.....N..... #2/1 Duke 66, Georgia State 48

GEORGIA TECH..... 65-11

Home 30-4 • Away 27-7 • Neutral 6-0
 Jan. 13, 1979.....H..... Duke 70, Georgia Tech 55
 Jan. 21, 1980.....A..... Duke 72, Georgia Tech 71
 Feb. 6, 1981.....H..... Duke 74, Georgia Tech 51
 Nov. 27, 1981.....H..... Duke 62, Georgia Tech 50
 Feb. 6, 1982.....A..... Georgia Tech 64, Duke 61
 Jan. 3, 1983.....A..... Duke 55, Georgia Tech 43
 Jan. 31, 1983.....H..... Duke 80, Georgia Tech 40
 Jan. 7, 1984.....A..... Duke 74, Georgia Tech 72
 Feb. 11, 1984.....H..... Duke 69, Georgia Tech 61
 Jan. 12, 1985.....A..... Duke 65, Georgia Tech 58
 Jan. 25, 1985.....H..... Duke 75, Georgia Tech 67
 Jan. 11, 1986.....A..... Duke 78, Georgia Tech 69
 Jan. 25, 1986.....H..... #18/-- Duke 77, Georgia Tech 61
 Jan. 26, 1987.....H..... Duke 85, Georgia Tech 66
 Feb. 7, 1987.....A..... Duke 86, Georgia Tech 72
 Jan. 15, 1988.....H..... #11/11 Duke 77, Georgia Tech 71 (OT)
 Jan. 30, 1988.....A..... #17/17 Duke 80, Georgia Tech 71
 Jan. 28, 1989.....H..... Georgia Tech 97, Duke 94 (OT)
 Feb. 25, 1989.....A..... Duke 78, Georgia Tech 71
 Jan. 13, 1990.....H..... Duke 72, Georgia Tech 68
 Jan. 27, 1990.....A..... Georgia Tech 78, Duke 74
 Jan. 26, 1991.....A..... Duke 93, Georgia Tech 79
 Feb. 24, 1991.....H..... Duke 89, Georgia Tech 76
 Jan. 3, 1992.....H..... Duke 80, Georgia Tech 76
 Mar. 2, 1992.....A..... Georgia Tech 75, Duke 53
 Jan. 29, 1993.....H..... Georgia Tech 86, Duke 80 (OT)
 Feb. 26, 1993.....A..... Georgia Tech 72, Duke 67
 Jan. 14, 1994.....H..... Duke 77, Georgia Tech 59
 Feb. 27, 1994.....A..... Georgia Tech 61, Duke 56
 Jan. 18, 1995.....A..... #25/-- Duke 80, Georgia Tech 71
 Feb. 18, 1995.....H..... #22/25 Duke 77, Georgia Tech 68
 Jan. 17, 1996.....H..... #13/16 Duke 78, Georgia Tech 66
 Feb. 17, 1996.....A..... #14/13 Duke 70, Georgia Tech 55
 Dec. 12, 1996.....H..... #17/16 Duke 74, Georgia Tech 65
 Jan. 27, 1997.....A..... #22/21 Duke 83, Georgia Tech 58
 Jan. 4, 1998.....H..... #23/22 Duke 87, Georgia Tech 56
 Feb. 5, 1998.....A..... #14/16 Duke 58, Georgia Tech 55
 Feb. 27, 1998.....N..... #8/10 Duke 100, Georgia Tech 56
 Jan. 7, 1999.....H..... #13/17 Duke 113, Georgia Tech 46
 Feb. 7, 1999.....A..... #9/11 Duke 74, Georgia Tech 73
 Jan. 9, 2000.....A..... #14/10 Duke 64, Georgia Tech 45
 Feb. 11, 2000.....H..... #14/12 Duke 83, Georgia Tech 51
 Mar. 5, 2000.....N..... #12/10 Duke 77, Georgia Tech 56
 Jan. 11, 2001.....H..... #5/5 Duke 86, Georgia Tech 83
 Feb. 12, 2001.....A..... #4/4 Duke 74, Georgia Tech 54
 Dec. 30, 2001.....A..... #9/9 Duke 76, Georgia Tech 60
 Jan. 31, 2002.....H..... #5/5 Duke 86, Georgia Tech 50
 Jan. 13, 2003.....A..... #1/1 Duke 79, Georgia Tech 59
 Feb. 13, 2003.....H..... #2/2 Duke 82, Georgia Tech 43
 Mar. 9, 2003.....N..... #2/2 Duke 76, Georgia Tech 52
 Jan. 8, 2004.....A..... #1/2 Duke 77, Georgia Tech 45
 Feb. 7, 2004.....H..... #2/2 Duke 81, Georgia Tech 41
 Jan. 17, 2005.....H..... #1/1 Duke 82, Georgia Tech 59
 Feb. 20, 2005.....A..... #3/4 Duke 73, Georgia Tech 55
 Jan. 11, 2006.....A..... #2/2 Duke 67, Georgia Tech 59
 Jan. 10, 2007.....H..... #3/3 Duke 83, Georgia Tech 51
 Jan. 24, 2008.....A..... #10/10 Duke 73, #23/23 Georgia Tech 47
 Jan. 25, 2009.....H..... #4/8 Duke 60, Georgia Tech 34
 Feb. 19, 2010.....A..... #8/7 Duke 64, #19/-- Georgia Tech 50
 Mar. 6, 2010.....N..... #9/8 Duke 67, Georgia Tech 55
 Jan. 21, 2011.....H..... #3/3 Duke 69, Georgia Tech 32
 Mar. 5, 2011.....N..... #8/7 Duke 74, Georgia Tech 66

Jan. 18, 2012.....A.....#5/5 Duke 79, Georgia Tech 62
 Dec. 6, 2012.....H.....#434 Duke 85, Georgia Tech 52
 Jan. 5, 2014.....A.....#3/3 Duke 64, Georgia Tech 47
 Mar. 7, 2014.....N.....#7/8 Duke 82, Georgia Tech 52
 Feb. 26, 2015.....A.....Georgia Tech 71, Duke 62
 Feb. 21, 2016.....H.....Georgia Tech 64, Duke 59
 Jan. 5, 2017.....A.....Duke 75, Georgia Tech 68
 Feb. 1, 2018.....H.....#19/19 Duke 77, Georgia Tech 59
 Jan. 10, 2019.....A.....Georgia Tech 70, Duke 64
 Jan. 26, 2020.....H.....Duke 58, Georgia Tech 46
 Feb. 1, 2022.....H.....#12/17 Georgia Tech 59, Duke 46
 Jan. 15, 2022.....A.....#16/13 Duke 65, Georgia Tech 47
 Jan. 14, 2024.....H.....Duke 84, Georgia Tech 46
 Mar. 7, 2024.....N.....Duke 70, Georgia Tech 48

GUILFORD..... 2-0
 Home 1-0 • Away 1-0 • Neutral 0-0
 Dec. 4, 1978.....H.....Duke 82, Guilford 48
 Feb. 19, 1980.....A.....Duke 82, Guilford 69

GRAND CANYON..... 2-0
 Home 1-0 • Away 1-0 • Neutral 0-0
 Nov. 17, 2016.....H.....Duke 90, Grand Canyon 47
 Nov. 12, 2017.....A.....Duke 74, Grand Canyon 61

HAMPTON..... 6-0
 Home 3-0 • Away 0-0 • Neutral 3-0
 Dec. 8, 1998.....N.....#16/15 Duke 83, Hampton 47
 Nov. 28, 2002.....N.....#1/1 Duke 71, Hampton 34
 Dec. 28, 2003.....N.....#4/4 Duke 90, Hampton 59
 Mar. 20, 2010.....H.....#6/6 Duke 72, Hampton 37
 Mar. 24, 2013.....H.....#5/5 Duke 67, Hampton 51
 Mar. 18, 2017.....H.....#9/9 Duke 94, Hampton 31

HARTFORD..... 0-1
 Home 0-0 • Away 0-0 • Neutral 0-1
 Nov. 21, 2008.....N.....Hartford 53, #6/5 Duke 51

HARVARD..... 3-0
 Home 2-0 • Away 1-0 • Neutral 0-0
 Dec. 21, 1987.....H.....#10/13 Duke 86, Harvard 61
 Dec. 1, 1990.....H.....Duke 90, Harvard 76
 Dec. 1, 1991.....A.....Duke 86, Harvard 63

HIGH POINT..... 2-0
 Home 2-0 • Away 0-0 • Neutral 0-0
 Nov. 16, 2017.....H.....Duke 77, High Point 50
 Nov. 5, 2019.....H.....Duke 93, High Point 57

HOFSTRA..... 2-0
 Home 0-0 • Away 1-0 • Neutral 1-0
 Dec. 27, 1986.....A.....Duke 82, Hofstra 69
 Dec. 28, 1989.....N.....Duke 86, Hofstra 48

HOLY CROSS..... 4-0
 Home 2-0 • Away 1-0 • Neutral 1-0
 Mar. 13, 1999.....H.....#10/11 Duke 79, Holy Cross 51
 Jan. 4, 2005.....H.....#2/2 Duke 101, Holy Cross 42
 Jan. 16, 2006.....A.....#2/2 Duke 84, Holy Cross 36
 Mar. 18, 2007.....N.....#1/1 Duke 81, Holy Cross 44

HOUSTON..... 2-0
 Home 1-0 • Away 1-0 • Neutral 0-0
 Nov. 19, 2006.....H.....#6/5 Duke 81, Houston 35
 Dec. 28, 2007.....A.....#13/14 Duke 84, Houston 68

HOUSTON BAPTIST..... 1-0
 Home 0-0 • Away 1-0 • Neutral 0-0
 Nov. 13, 2009.....A.....#6/6 Duke 104, Houston Baptist 35

HOWARD..... 2-0
 Home 2-0 • Away 0-0 • Neutral 0-0
 Nov. 30, 1987.....H.....#18/18 Duke 83, Howard 71
 Dec. 6, 2002.....H.....#1/1 Duke 128, Howard 53

IDAHO..... 1-0
 Home 0-0 • Away 0-0 • Neutral 1-0
 Nov. 26, 2015.....N.....#15/12 Duke 74, Idaho 68

IDAHO STATE..... 1-0
 Home 1-0 • Away 0-0 • Neutral 0-0
 Nov. 21, 2019.....H.....Duke 85, Idaho State 66

ILLINOIS..... 0-3
 Home 0-0 • Away 0-1 • Neutral 0-2
 Nov. 25, 1989.....N.....Illinois 68, Duke 63
 Mar. 16, 1997.....A.....#16/19 Illinois 85, Duke 67
 Nov. 30, 1997.....N.....#8/8 Illinois 77, Duke 65

ILLINOIS STATE..... 1-0
 Home 1-0 • Away 0-0 • Neutral 0-0
 Nov. 30, 1996.....H.....#16/17 Duke 85, Illinois State 58

IONA..... 2-0
 Home 1-0 • Away 0-0 • Neutral 1-0
 Nov. 18, 2012.....H.....#3/3 Duke 100, Iona 31
 Mar. 18, 2023.....N.....Duke 89, Iona 49

IOWA..... 2-0
 Home 2-0 • Away 0-0 • Neutral 0-0
 Dec. 4, 2008.....H.....#12/14 Duke 71, Iowa 47
 Dec. 2, 2021.....H.....Duke 79, #9/12 Iowa 64

IOWA STATE..... 3-0
 Home 1-0 • Away 0-0 • Neutral 2-0
 Dec. 30, 2000.....H.....#6/5 Duke 81, #5/6 Iowa State 63
 Dec. 29, 2002.....N.....#1/1 Duke 88, Iowa State 59
 Nov. 27, 2015.....N.....#15/12 Duke 86, Iowa State 48

INDIANA STATE..... 2-0
 Home 2-0 • Away 0-0 • Neutral 0-0
 Dec. 30, 1985.....H.....Duke 94, Indiana State 40
 Dec. 4, 1994.....H.....Duke 100, Indiana State 66

JACKSONVILLE STATE..... 1-0
 Home 1-0 • Away 0-0 • Neutral 0-0
 Dec. 15, 2004.....H.....#3/4 Duke 99, Jacksonville State 36

JAMES MADISON..... 6-1
 Home 4-0 • Away 1-0 • Neutral 1-1
 Jan. 15 1982.....N.....James Madison 76, Duke 75
 Mar. 9, 1982.....H.....Duke 63, James Madison 60
 Dec. 3, 1988.....H.....Duke 80, James Madison 79
 Dec. 28, 1994.....N.....Duke 75, James Madison 63
 Mar. 16, 1996.....H.....#13/13 Duke 85, James Madison 53
 Dec. 18, 2009.....H.....#7/8 Duke 79, #24/25 James Madison 65
 Nov. 30, 2010.....A.....#5/5 Duke 75, James Madison 58

KANSAS..... 1-0
 Home 0-0 • Away 0-0 • Neutral 1-0
 Nov. 30, 2013.....N.....#2/2 Duke 73, Kansas 40

KANSAS STATE..... 1-0
 Home 0-0 • Away 0-0 • Neutral 1-0
 Nov. 27, 2004.....N.....#3/3 Duke 63, #16/16 Kansas State 51

KENT STATE..... 2-0
 Home 0-0 • Away 0-0 • Neutral 2-0
 Dec. 29, 1991.....N.....Duke 84, Kent State 79
 Dec. 28, 1997.....N.....#23/22 Duke 69, Kent State 57

KENTUCKY..... 6-2
 Home 3-0 • Away 1-2 • Neutral 2-0
 Dec. 30, 1986.....N.....Duke 68, Kentucky 63
 Dec. 29, 1995.....N.....#16/16 Duke 73, Kentucky 54
 Jan. 4, 2011.....H.....#3/3 Duke 54, #10/10 Kentucky 48
 Dec. 8, 2012.....A.....#10/10 Kentucky 72, #6/5 Duke 65
 Dec. 22, 2013.....A.....#3/3 Duke 69, #5/6 Kentucky 61
 Dec. 21, 2014.....H.....#13/13 Duke 89, #8/8 Kentucky 68
 Dec. 20, 2015.....A.....#8/8 Kentucky 71, #13/11 Duke 61
 Dec. 29, 2016.....H.....#15/17 Duke 69, #17/23 Kentucky 54

LASALLE..... 0-1
 Home 0-0 • Away 0-1 • Neutral 0-0
 Nov. 22, 1980.....A.....LaSalle 91, Duke 74

LIBERTY..... 6-0
 Home 4-0 • Away 1-0 • Neutral 1-0
 Dec. 21, 1999.....N.....#18/15 Duke 66, Liberty 45
 Dec. 20, 2001.....H.....#9/9 Duke 95, Liberty 53
 Dec. 12, 2004.....H.....#3/4 Duke 83, Liberty 48
 Dec. 17, 2015.....H.....#13/11 Duke 79, Liberty 41
 Nov. 11, 2016.....A.....Duke 98, Liberty 38
 Dec. 29, 2017.....H.....#14/15 Duke 68, Liberty 51

LONG BEACH STATE..... 1-0
 Home 0-0 • Away 1-0 • Neutral 0-0
 Nov. 25, 2016.....A.....Duke 83, Long Beach State 46

LONGWOOD..... 2-0
 Home 2-0 • Away 0-0 • Neutral 0-0
 Nov. 15, 2016.....H.....Duke 105, Longwood 48
 Nov. 25, 2020.....H.....Duke 94, Longwood 64

LOUISIANA STATE..... 3-2
 Home 1-0 • Away 0-0 • Neutral 2-2
 Mar. 25, 2000.....N.....#15/12 Louisiana State 79, #7/10 Duke 66
 Nov. 11, 2000.....N.....#5/5 Duke 56, #7/8 Louisiana State 45
 Mar. 28, 2005.....N.....#2/4 Louisiana State 59, #7/8 Duke 49
 Apr. 2, 2006.....N.....#4/4 Duke 84, #5/5 Louisiana State 45
 Mar. 22, 2010.....H.....#6/6 Duke 60, #21/-- Louisiana State 52

LOUISIANA TECH..... 2-0
 Home 0-0 • Away 0-0 • Neutral 2-0
 Dec. 2, 2001.....N.....#14/12 Duke 76, #6/5 Louisiana Tech 64
 Mar. 28, 2004.....N.....#1/1 Duke 63, #7/5 Louisiana Tech 49

LOUISVILLE..... 4-8
 Home 4-2 • Away 0-5 • Neutral 0-1
 Nov. 24, 1990.....N.....Louisville 73, Duke 66
 Mar. 16, 1998.....H.....#8/9 Duke 69, Louisville 53
 Feb. 2, 2015.....H.....#15/15 Duke 66, #8/8 Louisville 58
 Jan. 10, 2016.....A.....Louisville 65, #18/16 Duke 48
 Jan. 2, 2017.....H.....#13/17 Duke 58, #8/8 Louisville 55
 Jan. 4, 2018.....A.....#3/4 Louisville 66, #17/18 Duke 60
 Jan. 6, 2019.....H.....#3/3 Louisville 73, Duke 51
 Jan. 5, 2020.....A.....#7/7 Louisville 60, Duke 55
 Dec. 9, 2020.....H.....#2/2 Louisville 73, Duke 49
 Jan. 30, 2022.....A.....#5/4 Louisville 77, #21/23 Duke 65
 Jan. 1, 2023.....H.....Duke 63, Louisville 56
 Jan. 4, 2024.....A.....#17/16 Louisville 61, Duke 44

LOYOLA (MARYLAND)..... 3-0
 Home 2-0 • Away 1-0 • Neutral 0-0
 Feb. 5, 1992.....H.....Duke 109, Loyola 59
 Jan. 6, 1993.....H.....Duke 61, Loyola 52
 Nov. 29, 1993.....A.....Duke 76, Loyola 67

LOYOLA MARYMOUNT..... 1-0
 Home 0-0 • Away 1-0 • Neutral 0-0
 Dec. 29, 2003.....A.....#4/4 Duke 81, Loyola Marymount 53

ALL-TIME SERIES HISTORY & RESULTS

MAINE 4-0

Home 2-0 • Away 2-0 • Neutral 0-0
 Nov. 16, 2009.....H..... #8/8 Duke 98, Maine 31
 Dec. 21, 2009.....A..... #8/8 Duke 75, Maine 34
 Dec. 19, 2017.....H..... #14/15 Duke 69, Maine 39
 Nov. 15, 2018.....A..... Duke 66, Maine 63

MANHATTAN 5-1

Home 4-0 • Away 1-1 • Neutral 0-0
 Jan. 8, 1981.....H..... Duke 74, Manhattan 54
 Jan. 6, 1983.....A..... Manhattan 69, Duke 64
 Mar. 11, 1987.....H..... Duke 70, Manhattan 55
 Jan. 1, 1995.....H..... Duke 101, Manhattan 71
 Dec. 20, 1995.....A..... #16/18 Duke 73, Manhattan 61
 Dec. 21, 1996.....H..... #15/14 Duke 85, Manhattan 36

MARIST..... 3-0

Home 3-0 • Away 0-0 • Neutral 0-0
 Nov. 17, 2006.....H..... #6/5 Duke 71, Marist 50
 Mar. 21, 2011.....H..... #6/6 Duke 71, #19/17 Marist 66
 Dec. 2, 2018.....H..... Duke 64, Marist 56

MARQUETTE 5-0

Home 3-0 • Away 1-0 • Neutral 1-0
 Nov. 29, 1998.....H..... #20/15 Duke 91, Marquette 60
 Mar. 23, 2004.....H..... #1/1 Duke 76, Marquette 67
 Nov. 27, 2009.....N..... #10/12 Duke 74, Marquette 43
 Nov. 24, 2013.....A..... #2/2 Duke 78, Marquette 61
 Nov. 23, 2015.....H..... #7/7 Duke 83, Marquette 51

MARSHALL..... 0-1

Home 0-1 • Away 0-0 • Neutral 0-0
 Nov. 21, 1981.....H..... Marshall 58, Duke 57

MARS HILL..... 2-0

Home 2-0 • Away 0-0 • Neutral 0-0
 Nov. 27, 1983.....H..... Duke 90, Mars Hill 47
 Nov. 28, 1984.....H..... Duke 93, Mars Hill 60

MARYLAND..... 41-40

Home 23-13 • Away 14-19 • Neutral 4-8
 Jan. 14, 1978.....H..... #7 Maryland 117, Duke 47
 Feb. 9, 1978.....N..... #7 Maryland 103, Duke 39
 Jan. 18, 1979.....H..... #3 Maryland 82, Duke 55
 Jan. 18, 1980.....H..... #15 Maryland 82, Duke 63
 Jan. 10, 1981.....A..... #17 Maryland 85, Duke 68
 Feb. 12, 1981.....N..... #12 Maryland 72, Duke 49
 Jan. 3, 1982.....H..... #12 Maryland 65, Duke 52
 Jan. 18, 1983.....H..... #3 Maryland 72, Duke 49
 Feb. 13, 1983.....A..... #8 Maryland 69, Duke 68
 Dec. 10, 1983.....A..... #8 Maryland 81, Duke 54
 Feb. 8, 1984.....H..... #17 Maryland 64, Duke 63
 Dec. 8, 1984.....H..... Duke 68, Maryland 58
 Feb. 6, 1985.....A..... Duke 63, Maryland 60
 Dec. 7, 1985.....A..... Maryland 74, Duke 60
 Feb. 22, 1986.....H..... Maryland 72, #18/21 Duke 67
 Dec. 12, 1986.....A..... #16/17 Maryland 65, Duke 64
 Jan. 17, 1987.....H..... #11/11 Duke 70, #-/22 Maryland 63
 Feb. 28, 1987.....N..... Maryland 64, Duke 62
 Jan. 9, 1988.....A..... #15/14 Maryland 83, #9/8 Duke 73
 Feb. 13, 1988.....H..... Duke 81, #11/12 Maryland 73
 Jan. 14, 1989.....H..... #8/8 Maryland 87, #-/23 Duke 86
 Feb. 4, 1989.....A..... #6/4 Maryland 100, Duke 64
 Jan. 5, 1990.....A..... Maryland 68, Duke 60
 Feb. 18, 1990.....H..... Maryland 62, Duke 58
 Jan. 21, 1991.....H..... Maryland 74, Duke 63
 Feb. 1, 1991.....A..... Duke 45, Maryland 44
 Jan. 24, 1992.....H..... #1/1 Maryland 80, Duke 54
 Feb. 22, 1992.....A..... #4/5 Maryland 74, Duke 69

Jan. 16, 1993.....H..... #3/9 Maryland 82, Duke 51
 Feb. 5, 1993.....A..... #7/9 Maryland 71, Duke 90
 Feb. 5, 1994.....A..... Maryland 67, Duke 50
 Feb. 18, 1994.....H..... Duke 62, Maryland 60
 Mar. 5, 1994.....N..... Maryland 60, Duke 45
 Jan. 8, 1995.....A..... Duke 80, Maryland 62
 Feb. 7, 1995.....H..... #21/ 25 Duke 67, Maryland 53
 Jan. 11, 1996.....H..... #16/16 Duke 57, Maryland 53
 Feb. 5, 1996.....A..... Maryland 63, #14/11 Duke 52
 Jan. 12, 1997.....A..... Maryland 68, #14/14 Duke 64
 Feb. 9, 1997.....H..... #20/20 Duke 66, Maryland 57
 Feb. 28, 1997.....N..... #25/22 Duke 60, Maryland 52 (OT)
 Dec. 22, 1997.....H..... #23/18 Duke 65, Maryland 48
 Jan. 30, 1998.....A..... Maryland 54, #13/15 Duke 53
 Jan. 2, 1999.....A..... #17/19 Duke 90, Maryland 61
 Feb. 1, 1999.....H..... #9/11 Duke 72, Maryland 54
 Jan. 3, 2000.....A..... #15/11 Duke 79, Maryland 61
 Feb. 3, 2000.....H..... Maryland 63, #12/10 Duke 62
 Jan. 14, 2001.....A..... #5/5 Duke 75, Maryland 64
 Feb. 15, 2001.....H..... #4/4 Duke 75, Maryland 54
 Jan. 2, 2002.....H..... #11/10 Duke 90, Maryland 74
 Feb. 2, 2002.....A..... #5/5 Duke 66, Maryland 55
 Jan. 23, 2003.....H..... #1/1 Duke 101, Maryland 52
 Feb. 24, 2003.....A..... #2/2 Duke 97, Maryland 55
 Jan. 22, 2004.....H..... #1/1 Duke 78, Maryland 48
 Feb. 22, 2004.....A..... #4/4 Duke 72, Maryland 59
 Mar. 7, 2004.....N..... #1/1 Duke 70, Maryland 63
 Jan. 27, 2005.....H..... #3/4 Duke 60, #20/22 Maryland 57
 Feb. 13, 2005.....A..... #3/4 Duke 60, #19/21 Maryland 49
 Mar. 6, 2005.....N..... #6/6 Duke 74, #25/-- Maryland 44
 Jan. 8, 2006.....A..... #2/2 Duke 86, #6/6 Maryland 68
 Feb. 13, 2006.....H..... #1/2 Duke 90, #4/6 Maryland 80
 Mar. 4, 2006.....N..... #4/4 Maryland 78, #2/2 Duke 70
 Apr. 4, 2006.....N..... #3/3 Maryland 78 (OT), #4/4 Duke 75
 Jan. 12, 2007.....H..... #3/3 Duke 81, #1/1 Maryland 62
 Feb. 18, 2007.....A..... #1/1 Duke 69, #6/6 Maryland 57
 Jan. 14, 2008.....A..... #4/4 Maryland 85, #10/13 Duke 70
 Feb. 17, 2008.....H..... #4/5 Maryland 76, #12/12 Duke 69
 Mar. 8, 2008.....N..... #12/11 Duke 74, # 5/4 Maryland 63
 Jan. 12, 2009.....H..... #5/10 Duke 68, #14/15 Maryland 65
 Feb. 22, 2009.....A..... #9/7 Maryland 77, #7 Duke 59
 Mar. 8, 2009.....N..... #4/4 Maryland 92, Duke 89 (OT)
 Jan. 24, 2010.....A..... #6/7 Duke 58, Maryland 57
 Feb. 21, 2010.....H..... #8/7 Duke 71, Maryland 59
 Mar. 5, 2010.....N..... #9/8 Duke 66, Maryland 64
 Jan. 6, 2011.....H..... #3/3 Duke 71, #14/15 Maryland 64
 Feb. 17, 2011.....A..... #16/17 Maryland 69, #7/7 Duke 47
 Jan. 22, 2012.....H..... #5/5 Duke 80, #8/7 Maryland 72
 Feb. 19, 2012.....A..... #8/7 Maryland 63, #5/5 Duke 61
 Feb. 11, 2013.....H..... #5/4 Duke 71, #7/7 Maryland 56
 Feb. 24, 2013.....A..... #5/4 Duke 75, #8/8 Maryland 59
 Feb. 17, 2014.....H..... #7/7 Duke 84, #8/9 Maryland 63
 Mar. 28, 2015.....N..... #4/3 Maryland 65, #16/16 Duke 55

MCNEESE STATE..... 1-0

Home 1-0 • Away 0-0 • Neutral 0-0
 Dec. 11, 1993.....H..... Duke 103, McNeese State 50

MARYLAND-EASTERN SHORE..... 1-0

Home 1-0 • Away 0-0 • Neutral 0-0
 Nov. 23, 1985.....H..... Duke 85, Md-Eastern Shore 58

UMASS..... 1-0

Home 1-0 • Away 0-0 • Neutral 0-0
 Dec. 14, 2015.....H..... #13/11 Duke 70, UMass 46

UMASS-LOWELL..... 1-0

Home 1-0 • Away 0-0 • Neutral 0-0
 Dec. 19, 2014.....H..... #13/13 Duke 95, UMass Lowell 48

MIAMI (FL) 17-6

Home 9-1 • Away 7-4 • Neutral 1-1
 Feb. 3, 2005.....A..... #3/4 Duke 72, Miami 63
 Feb. 24, 2005.....H..... #2/3 Duke 95, Miami 61
 Feb. 19, 2006.....A..... #1/1 Duke 99, Miami 93 (2OT)
 Jan. 3, 2007.....H..... #3/3 Duke 72, Miami 42
 Jan. 5, 2008.....A..... #5/11 Duke 84, Miami 72
 Jan. 9, 2009.....H..... Duke 73, Miami 58
 Jan. 14, 2010.....A..... #7/7 Duke 69, #25/--Miami 62
 Feb. 3, 2011.....H..... #3/5 Duke 82, #18/21 Miami 58
 Feb. 24, 2012.....H..... #7/7 Duke 74, #5/5 Miami 64
 Jan. 31, 2013.....H..... #5/4 Duke 82, Miami 43
 Feb. 28, 2013.....A..... Miami 69, #5/4 Duke 65
 Jan. 30, 2014.....A..... #3/3 Duke 76, Miami 75
 Jan. 18, 2015.....H..... #14/14 Duke 68, Miami 53
 Feb. 7, 2016.....A..... #16/20 Miami 61, Duke 53
 Feb. 19, 2017.....H..... #13/14 Duke 83, #16/17 Miami 70
 Mar. 4, 2017.....N..... Duke 57, #16/16 Miami 52
 Dec. 31, 2017.....A..... Miami 51, #14/15 Duke 48
 Jan. 17, 2019.....H..... Miami 58, Duke 50
 Feb. 9, 2020.....A..... Duke 74, Miami 55
 Jan. 18, 2022.....A..... #21/24 Duke 58, Miami 49
 March. 3, 2022.....N..... Miami 61, Duke 55
 Feb. 12, 2023.....H..... #9/9 Duke 50, Miami 40
 Jan. 28, 2024.....A..... Miami 64, Duke 58

MIAMI (OHIO)..... 1-0

Home 1-0 • Away 0-0 • Neutral 0-0
 Dec. 5, 1993.....H..... Duke 98, Miami (Ohio) 54

MICHIGAN..... 4-0

Home 2-0 • Away 2-0 • Neutral 0-0
 Dec. 7, 1997.....H..... #15/17 Duke 64, Michigan 63
 Nov. 25, 2006.....A..... #5/5 Duke 92, Michigan 47
 Dec. 7, 2008.....H..... #12/14 Duke 60, Michigan 45
 Nov. 28, 2012.....A..... #4/4 Duke 71, Michigan 54

MICHIGAN STATE..... 2-1

Home 1-0 • Away 0-1 • Neutral 1-0
 Dec. 4, 1995.....H..... Duke 67, Michigan State 52
 Mar. 26, 2006.....N..... #4/4 Duke 86, #16/17 Michigan State 61
 Mar. 24, 2009.....A..... Michigan State 63, #6/14 Duke 49

MIDDLE TENNESSEE ST..... 1-0

Home 1-0 • Away 0-0 • Neutral 0-0
 Mar. 14, 1998.....H..... #8/9 Duke 92, Mid Tennessee State 67

MINNESOTA 1-1

Home 1-0 • Away 0-0 • Neutral 0-1
 Mar. 30, 2004.....N..... #24/20 Minnesota 82, #1/1 Duke 75
 Dec. 03, 2015.....H..... #14/13 Duke 84, Minnesota, 64

MISSISSIPPI STATE..... 2-0

Home 1-0 • Away 0-0 • Neutral 1-0
 Nov. 25, 1995.....N..... #22/19 Duke 72, Mississippi State 67
 Mar. 22, 2015.....H..... #16/16 Duke 64, #12/14 Mississippi State 56

MISSOURI 0-1

Home 0-0 • Away 0-0 • Neutral 0-1
 Nov. 25, 2018.....N..... #21/18 Missouri 62, Duke 54

MISSOURI STATE..... 0-1

Home 0-0 • Away 0-0 • Neutral 0-1
 Mar. 24, 2001.....N..... #15/15 Missouri State 81, #5/5 Duke 71

MONMOUTH..... 1-0

Home 1-0 • Away 0-0 • Neutral 0-0
 Dec. 30, 2012.....H..... #4/4 Duke 73, Monmouth 32

MONTANA 1-0

Home 0-0 • Away 0-0 • Neutral 1-0
Nov. 26, 1994.....N..... Duke 89, Montana 49

MORGAN STATE 1-0

Home 1-0 • Away 0-0 • Neutral 0-0
Nov. 26, 1993.....H..... Duke 116, Morgan State 63

MURRAY STATE 1-0

Home 0-0 • Away 0-0 • Neutral 1-0
Mar. 23, 2008.....N.....#9/10 Duke 78, Murray State 57

NEBRASKA 1-2

Home 0-0 • Away 0-2 • Neutral 1-0
Mar. 31, 2013.....N..... #5/5 Duke 53, #24/25 Nebraska 45
Dec. 3, 2014.....A.....#12/15 Nebraska 60, #9/8 Duke 54
Dec. 4, 2019.....A.....Nebraska 83, Duke 79

NEW HAMPSHIRE 1-0

Home 1-0 • Away 0-0 • Neutral 0-0
Dec. 1, 1989.....H..... Duke 82, New Hampshire 47

NORFOLK STATE 1-0

Home 1-0 • Away 0-0 • Neutral 0-0
Mar. 15, 2002.....H..... #3/3 Duke 95, Norfolk State 48

NORTHEASTERN 2-0

Home 2-0 • Away 0-0 • Neutral 0-0
Dec. 4, 1992.....H..... Duke 64, Northeastern 53
Nov. 11, 2006.....H..... #6/6 Duke 102, Northeastern 49

NORTHWESTERN 1-2

Home 1-1 • Away 0-1 • Neutral 0-0
Nov. 11, 2018.....A..... Northwestern 84, #21/20 Duke 58
Nov. 17, 2019.....H..... Northwestern 63, Duke 42
Dec. 1, 2023.....H..... Duke 66, Northwestern 50

NORTHWESTERN STATE 2-1

Home 1-0 • Away 1-0 • Neutral 0-1
Mar. 21, 1986.....N..... Northwestern State 89, Duke 88
Dec. 20, 2003.....A..... #3/4 Duke 105, Northwestern State 53
Mar. 21, 2004.....H..... #1/1 Duke 103, Northwestern State 51

NORTH CAROLINA 53-55

Home 29-16 • Away 16-31 • Neutral 8-7
Jan. 13, 1976.....A..... North Carolina 85, Duke 53
Jan. 24, 1978.....A..... North Carolina 87, Duke 68
Feb. 24, 1978.....H..... North Carolina 80, Duke 72
Dec. 7, 1978.....H..... North Carolina 82, Duke 65
Feb. 20, 1979.....A..... North Carolina 69, Duke 54
Dec. 6, 1979.....A..... North Carolina 91, Duke 58
Feb. 8, 1980.....N..... North Carolina 85, Duke 63
Feb. 14, 1980.....H..... Duke 66, North Carolina 61
Feb. 22, 1980.....N..... North Carolina 83, Duke 59
Jan. 29, 1981.....H..... North Carolina 77, Duke 65
Feb. 18, 1981.....A..... North Carolina 77, Duke 47
Dec. 3, 1981.....H..... North Carolina 73, Duke 47
Jan. 19, 1982.....A..... North Carolina 93, Duke 59
Jan. 11, 1983.....H..... #20 North Carolina 84, Duke 68
Feb. 17, 1983.....A..... #20 North Carolina 82, Duke 65
Jan. 11, 1984.....A..... North Carolina 72, Duke 63
Feb. 16, 1984.....H..... Duke 80, #16 North Carolina 67
Jan. 8, 1985.....H..... Duke 63, #19/18 North Carolina 62
Feb. 12, 1985.....A..... #13/13 North Carolina 88, Duke 68
Jan. 7, 1986.....H..... Duke 79, #19/18 North Carolina 78
Feb. 12, 1986.....A..... #18/ - Duke 86, #13/13 North Carolina 79
Jan. 7, 1987.....A..... North Carolina 76, #-/25 Duke 68
Feb. 23, 1987.....H..... North Carolina 83, Duke 67
Jan. 27, 1988.....H..... North Carolina 66, #17/17 Duke 65
Feb. 20, 1988.....A..... North Carolina 68, Duke 64

Jan. 10, 1989.....A..... #-/ 23 North Carolina 93, Duke 92 (OT)
Feb. 15, 1989.....H..... Duke 74, North Carolina 72
Jan. 20, 1990.....H..... Duke 90, North Carolina 88
Feb. 21, 1990.....A..... North Carolina 58, Duke 56
Jan. 15, 1991.....H..... Duke 78, North Carolina 72
Feb. 19, 1991.....A..... Duke 59, North Carolina 54
Jan. 15, 1992.....A..... North Carolina 58, Duke 54
Feb. 12, 1992.....H..... #24/24 North Carolina 69, Duke 64
Jan. 19, 1993.....A..... #20/20 North Carolina 66, Duke 54
Feb. 23, 1993.....H..... #18/18 North Carolina 84, Duke 63
Jan. 19, 1994.....H..... #7/7 North Carolina 79, Duke 68
Feb. 22, 1994.....A..... #5/5 North Carolina 70, Duke 58
Jan. 25, 1995.....H..... #21/- Duke 74, #3/3 North Carolina 72
Feb. 25, 1995.....A..... #12/12 North Carolina 82, #19/22 Duke 57
Mar. 5, 1995.....N..... #12/12 North Carolina 95, #22/25 Duke 70
Jan. 24, 1996.....A..... #12/13 Duke 86, North Carolina 85
Feb. 23, 1996.....H..... #12/12 Duke 61, North Carolina 58
Jan. 18, 1997.....H..... #10/10 North Carolina 87, #19/18 Duke 73
Feb. 21, 1997.....A..... #4/5 North Carolina 81, #22/19 Duke 61
Mar. 1, 1997.....N..... #5/6 North Carolina 66, #25/22 Duke 55
Jan. 12, 1998.....A..... #8/7 North Carolina 83, #25/23 Duke 74
Feb. 12, 1998.....H..... #13/14 Duke 83, #5/5 North Carolina 70
Feb. 28, 1998.....N..... #9/10 North Carolina 56, #8/10 Duke 52
Jan. 22, 1999.....A..... #11/15 Duke 93, #7/6 North Carolina 71
Feb. 21, 1999.....H..... #8/9 Duke 88, #13/12 North Carolina 78
Jan. 27, 2000.....H..... #9/8 Duke 101, North Carolina 58
Feb. 27, 2000.....A..... North Carolina 73, #9/9 Duke 64
Mar. 6, 2000.....N..... #11/9 Duke 79, North Carolina 76
Jan. 25, 2001.....A..... #4/4 Duke 92, North Carolina 85 (OT)
Feb. 26, 2001.....H..... #4/4 Duke 72, North Carolina 67
Jan. 24, 2002.....H..... #5/6 Duke 102, #21/20 North Carolina 82
Feb. 24, 2002.....A..... #4/4 Duke 90, #19/20 North Carolina 75
Mar. 4, 2002.....N..... #3/3 Duke 87, #16/19 North Carolina 80
Jan. 20, 2003.....A..... #1/1 Duke 78, #8/10 North Carolina 67 (OT)
Feb. 20, 2003.....H..... #2/2 Duke 97, #6/6 North Carolina 63
Mar. 10, 2003.....N..... #2/2 Duke 77, #11/9 North Carolina 59
Jan. 11, 2004.....H..... #1/2 Duke 79, #13/13 North Carolina 57
Feb. 14, 2004.....A..... #4/4 Duke 89, #15/14 North Carolina 79
Mar. 8, 2004.....N..... #1/2 Duke 63, #9/10 North Carolina 47
Jan. 24, 2005.....A..... #12/16 North Carolina 56, #1/4 Duke 51
Feb. 27, 2005.....H..... #8/4 North Carolina 77, #2/3 Duke 68
Mar. 7, 2005.....N..... #4/3 North Carolina 88, #6/6 Duke 67
Jan. 29, 2006.....H..... #3/2 North Carolina 74, #2/1 Duke 70
Feb. 25, 2006.....A..... #2/2 North Carolina 77, #1/1 Duke 65
Feb. 8, 2007.....A..... #1/1 Duke 64, #2/2 North Carolina 53
Feb. 25, 2007.....H..... #1/1 Duke 67, #4/4 North Carolina 62
Feb. 4, 2008.....H..... #3/3 North Carolina 93, #11/11 Duke 76
Mar. 2, 2008.....A..... #2/2 North Carolina 82, #12/11 Duke 51
Mar. 9, 2008.....N..... #2/2 North Carolina 86, #12/11 Duke 73
Feb. 9, 2009.....A..... #8/9 North Carolina 75, #4/7 Duke 60
Mar. 1, 2009.....H..... #10/11 Duke 81, #9/10 N. Carolina 79 (OT)
Feb. 8, 2010.....H..... #8/6 Duke 79, #18/15 North Carolina 51
Feb. 28, 2010.....A..... #6/6 North Carolina 64, Duke 54
Feb. 7, 2011.....A..... #13/12 North Carolina 62, #5/5 Duke 60
Feb. 27, 2011.....H..... #9/9 Duke 66, #13/16 North Carolina 58
Mar. 6, 2011.....N..... #8/7 Duke 81, #19/19 North Carolina 66
Feb. 6, 2012.....H..... #5/6 Duke 96, #22/24 North Carolina 56
Feb. 26, 2012.....A..... #7/7 Duke 69, North Carolina 63
Feb. 3, 2013.....A..... #5/4 Duke 84, #11/18 North Carolina 63
Mar. 3, 2013.....H..... #5/4 Duke 65, #15/17 North Carolina 58
Mar. 10, 2013.....N..... #6/6 Duke 92, #15/17 North Carolina 73
Feb. 10, 2014.....H..... #17/11 North Carolina 89, #3/5 Duke 78
Mar. 2, 2014.....A..... #14/11 North Carolina 64, #7/8 Duke 60
Mar. 8, 2014.....N..... #7/8 Duke 66, #13/12 North Carolina 61
Jan. 25, 2015.....A..... #15/13 Duke 74, #12/11 North Carolina 67(OT)
Mar. 1, 2015.....H..... #16/17 Duke 81, #15/11 North Carolina 80
Jan. 24, 2016.....H..... Duke 71, North Carolina 55
Feb. 28, 2016.....A..... Duke 93, North Carolina 57
Jan. 12, 2017.....H..... #12/15 Duke 70, North Carolina 58
Feb. 26, 2017.....A..... Duke 95, North Carolina 71

Jan. 21, 2018.....A..... North Carolina 92, #15/15 Duke 86
Feb. 25, 2018.....H..... #20/16 Duke 70, North Carolina 54
Feb. 7, 2019.....A..... Duke 85, North Carolina 69
Mar. 3, 2019.....H..... Duke 62, North Carolina 44
Feb. 6, 2020.....H..... Duke 71, North Carolina 61
Mar. 1, 2020.....A..... Duke 73, North Carolina 54
Jan. 27, 2022.....H..... #-/22 North Carolina 78, #21/23 Duke 62
Feb. 27, 2022.....A..... #18/18 North Carolina 74, Duke 46
Jan. 19, 2023.....A..... #17/20 North Carolina 61, #13/16 Duke 46
Feb. 26, 2023.....H..... #22/21 North Carolina 45, #11/13 Duke 41
Mar. 3, 2023.....N..... #13/13 Duke 44, #18/19 North Carolina 40
Feb. 11, 2024.....H..... Duke 68, North Carolina 60 (OT)
Mar. 3, 2024.....A..... North Carolina 63, Duke 59

N.C. A&T 3-0

Home 2-0 • Away 0-0 • Neutral 0-0
Feb. 27, 1984.....H..... Duke 78, N.C. A&T 39
Jan. 2, 2015.....H..... #10/12 Duke 87, N.C. A&T 36
Nov. 7, 2022.....H..... Duke 77, N.C. A&T 57

N.C. CENTRAL 6-3

Home 6-2 • Away 0-1 • Neutral 0-0
Jan. 15, 1976.....H..... N.C. Central 64, Duke 36
Jan. 26, 1976.....H..... N.C. Central 44, Duke 43
Feb. 12, 1977.....A..... N.C. Central 52, Duke 47
Feb. 16, 1977.....H..... Duke 58, N.C. Central 53
Nov. 26, 1983.....H..... Duke 103, N.C. Central 60
Nov. 20, 1984.....H..... Duke 109, N.C. Central 53
Jan. 3, 2008.....H..... #12/13 Duke 82, N.C. Central 29
Dec. 28, 2009.....H..... #8/11 Duke 117, N.C. Central 28
Nov. 26, 2023.....H..... Duke 94, N.C. Central 45

NC STATE 40-49

Home 21-18 • Away 15-24 • Neutral 4-7
Jan. 29, 1976.....H..... #14 NC State 67, Duke 37
Feb. 19, 1976.....A..... #9 NC State 78, Duke 35
Feb. 1, 1977.....H..... #14 NC State 87, Duke 35
Jan. 19, 1978.....A..... #2 NC State 125, Duke 43
Feb. 2, 1978.....H..... #2 NC State 86, Duke 36
Jan. 20, 1979.....H..... #7 NC State 99, Duke 44
Nov. 29, 1979.....A..... #5 NC State 86, Duke 55
Dec. 4, 1980.....H..... #10 NC State 96, Duke 78
Dec. 8, 1981.....H..... #9 NC State 70, Duke 53
Feb. 10, 1982.....A..... #8 NC State 81, Duke 61
Feb. 26, 1982.....A..... #9 NC State 69, Duke 55
Jan. 26, 1983.....A..... #20 NC State 71, Duke 55
Feb. 22, 1983.....H..... #16 NC State 102, Duke 81
Jan. 24, 1984.....H..... #20 NC State 86, Duke 62
Feb. 21, 1984.....A..... Duke 74, #15 NC State 73 (OT)
Mar. 2, 1984.....N..... #16 NC State 81, Duke 68
Jan. 22, 1985.....A..... NC State 68, Duke 62
Feb. 19, 1985.....H..... #15/15 NC State 73, Duke 72
Mar. 2, 1985.....N..... #14/14 NC State 89, Duke 57
Jan. 21, 1986.....H..... #20/- Duke 70, #19/19 NC State 66
Feb. 5, 1986.....A..... NC State 102, #17/25 Duke 86
Jan. 21, 1987.....H..... #14/14 NC State 86, Duke 79
Feb. 3, 1987.....A..... Duke 76, #13/15 NC State 69
Jan. 19, 1988.....A..... NC State 97, #13/9 Duke 85
Feb. 24, 1988.....H..... Duke 68, NC State 66
Jan. 17, 1989.....H..... #16/14 NC State 75, #-/23 Duke 68
Feb. 21, 1989.....A..... #15/14 NC State 92, Duke 78
Mar. 4, 1989.....N..... #14/14 NC State 89, Duke 50
Jan. 10, 1990.....H..... #8/11 NC State 103, Duke 87
Feb. 7, 1990.....A..... #11/11 NC State 80, Duke 61
Jan. 9, 1991.....A..... #3/4 NC State 96, Duke 84
Feb. 6, 1991.....H..... #3/4 NC State 98, Duke 63
Jan. 7, 1992.....A..... Duke 73, #12/11 NC State 69
Feb. 18, 1992.....H..... NC State 87, Duke 67
Jan. 13, 1993.....A..... NC State 77, Duke 60

ALL-TIME SERIES HISTORY & RESULTS

Feb. 9, 1993.....H.....	Duke 82 NC State 65
Dec. 31, 1993.....H.....	Duke 69, NC State 66
Jan. 12, 1994.....A.....	N.C. State 71, Duke 70
Jan. 4, 1995.....H.....	Duke 91, NC State 70
Feb. 5, 1995.....A.....	NC State 71, #14/21 Duke 55
Jan. 4, 1996.....A.....	#13/15 NC State 75, #15/14 Duke 73
Feb. 2, 1996.....H.....	#14/17 NC State 80, #12/11 Duke 74
Mar. 2, 1996.....N.....	#12/12 Duke 79, #19/23 NC State 62
Jan. 15, 1997.....A.....	#15/13 NC State 86, #19/18 Duke 73
Feb. 12, 1997.....H.....	#18/17 Duke 96, NC State 95 (OT)
Jan. 19, 1998.....A.....	#24/23 Duke 75, #8/7 NC State 61
Feb. 19, 1998.....H.....	#11/13 Duke 65, #10/8 NC State 62
Jan. 17, 1999.....A.....	#12/16 Duke 67, NC State 62
Feb. 18, 1999.....H.....	#8/9 Duke 75, NC State 67
Jan. 20, 2000.....A.....	#6/5 NC State 80, #9/8 Duke 75 (OT)
Feb. 17, 2000.....H.....	#14/12 Duke 70, #7/7 NC State 64
Jan. 18, 2001.....H.....	#5/5 Duke 62, #22/19 NC State 59
Feb. 18, 2001.....A.....	#24/21 NC State 69, #4/4 Duke 55
Mar. 5, 2001.....N.....	#5/5 Duke 57, #21/20 NC State 45
Jan. 13, 2002.....A.....	#7/7 Duke 73, NC State 68
Feb. 18, 2002.....H.....	#5/5 Duke 81, N.C. State 54
Jan. 29, 2003.....A.....	Duke 54, NC State 44
Mar. 2, 2003.....H.....	#2/2 Duke 86, NC State 60
Jan. 30, 2004.....H.....	#2/2 Duke 75, NC State 56
Mar. 1, 2004.....A.....	#2/3 Duke 90, NC State 57
Jan. 30, 2005.....A.....	#1/4 Duke 52, #25/- NC State 49
Jan. 19, 2006.....H.....	#2/2 Duke 77, NC State 57
Jan. 18, 2007.....A.....	#1/1 Duke 65, NC State 51
Mar. 3, 2007.....N.....	#24/25 NC State 70, #1/1 Duke 65
Jan. 20, 2008.....H.....	#10/12 Duke 71, NC State 57
Jan. 19, 2009.....A.....	#4/10 Duke 61, NC State 58 (OT)
Feb. 11, 2010.....H.....	#8/7 Duke 70, NC State 39
Mar. 7, 2010.....N.....	#9/8 Duke 70, NC State 60
Jan. 23, 2011.....A.....	#3/3 Duke 65, NC State 64
Jan. 8, 2012.....H.....	#7/6 Duke 83, NC State 59
Mar. 2, 2012.....N.....	NC State 75, #5/5 Duke 73
Jan. 3, 2013.....A.....	#3/4 Duke 67, NC State 57
Mar. 8, 2013.....N.....	#6/6 Duke 79, NC State 65
Feb. 20, 2014.....H.....	#7/7 Duke 83, #14/16 NC State 70
Feb. 22, 2015.....A.....	NC State 72, #10/12 Duke 59
Jan. 14, 2016.....H.....	NC State 65, #22/19 Duke 62
Jan. 15, 2017.....A.....	#23/22 NC State 55, #12/15 Duke 52
Jan. 7, 2018.....H.....	#17/18 Duke 69, NC State 56
Mar. 2, 2018.....N.....	#21/22 NC State 51, #20/18 Duke, 45
Jan. 3, 2019.....A.....	#9/9 NC State 63, Duke 51
Feb. 2, 2020.....H.....	#7/7 NC State 63, Duke 60
Feb. 24, 2020.....A.....	Duke 70, #8/10 NC State 65
Jan. 16, 2022.....A.....	#4/4 NC State 84, #16/21 Duke 60
Feb. 13, 2022.....H.....	#5/5 NC State 77, Duke 62
Dec. 29, 2022.....A.....	Duke 72, #6/6 NC State 58
Feb. 23, 2023.....H.....	#11/13 Duke 77, NC State 62
Jan. 21, 2024.....A.....	#4/5 NC State 72, Duke 57
Feb. 25, 2024.....H.....	Duke 69, #6/6 NC State 58
March 8, 2024.....N.....	#10/10 NC State 54, Duke 51

UNC ASHEVILLE 9-0

Home 6-0 • Away 3-0 • Neutral 0-0	
Dec. 8, 1979.....H.....	Duke 101, UNC Asheville 53
Jan. 31, 1981.....H.....	Duke 85, UNC Asheville 54
Feb. 13, 1982.....A.....	Duke 60, UNC Asheville 45
Feb. 17, 1986.....H.....	#18/- Duke 95, UNC Asheville 41
Dec. 11, 1991.....H.....	Duke 100, UNC Asheville 42
Nov. 30, 1994.....H.....	Duke 114, UNC Asheville 57
Nov. 29, 1995.....A.....	#19/20 Duke 95, UNC Asheville 57
Nov. 23, 1996.....H.....	#17/18 Duke 90, UNC Asheville 52
Dec. 19, 1998.....H.....	#17/19 Duke 94, UNC Asheville 27

UNC GREENSBORO 11-2

Home 7-1 • Away 4-1 • Neutral 0-0	
Dec. 1, 1977.....H.....	UNC Greensboro 82, Duke 57
Jan. 26, 1978.....A.....	UNC Greensboro 81, Duke 63
Jan. 16, 1979.....A.....	Duke 65, UNC Greensboro 51
Jan. 31, 1979.....H.....	Duke 64, UNC Greensboro 52
Feb. 11, 1980.....A.....	Duke 82, UNC Greensboro 74
Dec. 14, 1991.....H.....	Duke 87, UNC Greensboro 76
Dec. 11, 1992.....A.....	Duke 80, UNC Greensboro 76
Nov. 24, 1996.....A.....	#17/18 Duke 98, UNC Greensboro 68
Nov. 19, 1997.....H.....	Duke 78, UNC Greensboro 51
Nov. 15, 1999.....H.....	#21/22 Duke 72, UNC Greensboro 47
Dec. 16, 2001.....H.....	#8/8 Duke 90, UNC Greensboro 58
Nov. 18, 2007.....H.....	#10/9 Duke 84, UNC Greensboro 39
Dec. 7, 2017.....H.....	#14/14 Duke 85, UNC Greensboro 54

UNC WILMINGTON 10-2

Home 8-0 • Away 2-2 • Neutral 0-0	
Feb. 21, 1975.....A.....	Duke 54, UNC Wilmington 38
Nov. 28, 1978.....H.....	Duke 71, UNC Wilmington 61
Feb. 5, 1980.....A.....	UNC Wilmington 68, Duke 67
Dec. 2, 1980.....H.....	Duke 78, UNC Wilmington 77
Feb. 21, 1982.....A.....	UNC Wilmington 59, Duke 57
Feb. 25, 1984.....H.....	Duke 87, UNC Wilmington 69
Feb. 23, 1985.....A.....	Duke 96, UNC Wilmington 86
Nov. 27, 1991.....H.....	Duke 94, UNC Wilmington 37
Dec. 1, 1992.....H.....	Duke 88, UNC Wilmington 52
Dec. 20, 2011.....H.....	#9/9 Duke 107, UNC Wilmington 45
Dec. 31, 2015.....H.....	#12/12 Duke 78, UNC Wilmington 56
Nov. 14, 2021.....H.....	Duke 87, UNC Wilmington 45

NORTH GEORGIA 1-0

Home 0-0 • Away 1-0 • Neutral 0-0	
Feb. 5, 1982.....A.....	Duke 74, North Georgia 62

NORTHERN ILLINOIS 1-0

Home 1-0 • Away 0-0 • Neutral 0-0	
Feb. 14, 1987.....H.....	Duke 85, Northern Illinois 68

NOTRE DAME 4-18

Home 3-5 • Away 1-6 • Neutral 0-7	
Mar. 22, 1986.....N.....	Notre Dame 74, Duke 67
Feb. 6, 1988.....H.....	Notre Dame 78, #17/19 Duke 66
Nov. 22, 1997.....H.....	Duke 80, Notre Dame 62
Nov. 21, 1998.....A.....	#11/19 Notre Dame 84, #6/4 Duke 57
Nov. 17, 2004.....A.....	#11/11 Notre Dame 76, #6/6 Duke 65
Nov. 26, 2011.....N.....	#4/3 Notre Dame 56, #7/6 Duke 54
Apr. 2, 2013.....N.....	#2/2 Notre Dame 87, #5/5 Duke 76
Feb. 2, 2014.....H.....	#2/2 Notre Dame 88, #3/3 Duke 67
Feb. 23, 2014.....A.....	#2/2 Notre Dame 81, #7/8 Duke 70
Mar. 9, 2014.....N.....	#2/2 Notre Dame 69, #7/8 Duke 53
Feb. 16, 2015.....A.....	#4/4 Notre Dame 63, #11/11 Duke 50
Mar. 7, 2015.....N.....	#2/2 Notre Dame 55, #16/16 Duke 49
Feb. 1, 2016.....H.....	#3/3 Notre Dame 68, Duke 61
Mar. 4, 2016.....N.....	#2/3 Notre Dame 83, Duke 54
Jan. 26, 2017.....A.....	#8/9 Notre Dame 62, Duke 58
Mar. 5, 2017.....N.....	#3/3 Notre Dame 84, Duke 61
Feb. 4, 2018.....H.....	#5/5 Notre Dame 72, #19/19 Duke 54
Feb. 21, 2019.....A.....	#5/5 Notre Dame 89, Duke 61
Jan. 16, 2020.....H.....	Duke 50, Notre Dame 47
Jan. 2, 2022.....H.....	#15/22 Duke 72, #17/15 Notre Dame 70
Feb. 5, 2023.....A.....	#16/9 Duke 57, #9/8 Notre Dame 52
Feb. 19, 2024.....H.....	#16/17 Notre Dame 70, Duke 62

OHIO 1-0

Home 1-0 • Away 0-0 • Neutral 0-0	
Dec. 6, 1997.....H.....	#15/17 Duke 99, Ohio 59

OHIO STATE 3-0

Home 2-0 • Away 1-0 • Neutral 0-0	
Dec. 3, 2010.....H.....	#11/12 Duke 83, #3/3 Ohio State 67
Nov. 30, 2017.....H.....	#14/16 Duke 69, #8/8 Ohio State 60
Mar. 24, 2024.....A.....	Duke 75, #7/9 Ohio State 63

OKLAHOMA 2-1

Home 1-0 • Away 1-0 • Neutral 0-1	
Mar. 29, 2002.....N.....	#2/2 Oklahoma 86, #3/3 Duke 71
Dec. 8, 2013.....A.....	#2/2 Duke 94, #17/15 Oklahoma 85
Dec. 17, 2014.....H.....	#13/13 Duke 92, Oklahoma 72

OKLAHOMA STATE 4-0

Home 2-0 • Away 1-0 • Neutral 1-0	
Mar. 16, 1995.....N.....	#20/22 Duke 76, Oklahoma State 68
Nov. 14, 2008.....H.....	#8/8 Duke 77, #14/15 Oklahoma State 68
Dec. 12, 2010.....A.....	#5/4 Duke 73, Oklahoma State 45
Mar. 26, 2013.....H.....	#5/5 Duke 68, Oklahoma State 59

OLD DOMINION 11-4

Home 6-1 • Away 3-2 • Neutral 2-1	
Jan. 4, 1987.....H.....	Duke 63, Old Dominion 56
Feb. 10, 1988.....H.....	Duke 83, Old Dominion 81
Jan. 21, 1989.....H.....	#-/24 Old Dominion 77, Duke 70
Dec. 18, 1989.....A.....	#23/24 Old Dominion 92, Duke 78
Jan. 12, 1991.....H.....	Duke 70, Old Dominion 62
Nov. 27, 1994.....A.....	Old Dominion 64, Duke 59
Dec. 7, 1996.....N.....	#6/6 Old Dominion 89, #15/16 Duke 77
Mar. 20, 1999.....N.....	#10/11 Duke 76, #5/5 Old Dominion 63
Nov. 29, 2002.....N.....	#1/1 Duke 65, Old Dominion 52
Nov. 20, 2005.....A.....	#1/2 Duke 93, Old Dominion 56
Nov. 29, 2006.....H.....	#5/5 Duke 89, Old Dominion 40
Jan. 2, 2014.....H.....	#3/3 Duke 87, Old Dominion 63
Nov. 20, 2014.....A.....	#7/7 Duke 82, Old Dominion 66
Nov. 22, 2016.....H.....	Duke 92, Old Dominion 64
Nov. 22, 2017.....A.....	#16/17 Duke 84, Old Dominion 51

ORAL ROBERTS 1-0

Home 0-0 • Away 0-0 • Neutral 1-0	
Dec. 19, 2000.....N.....	#7/5 Duke 62, Oral Roberts 51

OREGON 0-1

Home 0-1 • Away 0-0 • Neutral 0-0	
Mar. 20, 2017.....H.....	Oregon 74, #9/9 Duke 65

OREGON STATE 2-1

Home 1-0 • Away 0-1 • Neutral 1-0	
Nov. 25, 2017.....H.....	#16/17 Duke 72, #18/18 Oregon State 65
Dec. 20, 2018.....A.....	#11/8 Oregon State 71, Duke 57
Nov. 27, 2022.....N.....	Duke 54, Oregon State 41

PACIFIC 1-0

Home 1-0 • Away 0-0 • Neutral 0-0	
Dec. 4, 2004.....H.....	#3/3 Duke 86, Pacific 30

PEACE 2-1

Home 2-0 • Away 0-1 • Neutral 0-0	
Dec. 9, 1975.....A.....	Peace 81, Duke 48
Jan. 26, 1979.....H.....	Duke 90, Peace 75
Jan. 28, 1980.....H.....	Duke 83, Peace 60

PENN STATE 5-1

Home 3-0 • Away 2-1 • Neutral 0-0	
Nov. 28, 1999.....H.....	#-/25 Duke 63, #8/9 Penn State 49
Nov. 20, 2000.....A.....	#3/4 Duke 88, #9/8 Penn State 87
Nov. 19, 2004.....H.....	#6/6 Duke 66, #23/23 Penn State 58
Nov. 18, 2005.....A.....	#1/2 Duke 93, Penn State 67
Nov. 21, 2006.....H.....	#5/5 Duke 70, Penn State 42
Dec. 2, 2007.....A.....	Penn State 86, #11/10 Duke 84

PENNSYLVANIA 5-0

Home 3-0 • Away 2-0 • Neutral 0-0
 Jan. 14, 1984.....H..... Duke 74, Pennsylvania 47
 Nov. 13, 2015.....A..... #14/12 Duke 57, Pennsylvania 50
 Nov. 13, 2016.....H..... Duke 68, Pennsylvania 55
 Nov. 29, 2019.....H..... Duke 66, Pennsylvania 50
 Dec. 5, 2021.....A..... Duke 77, Pennsylvania 55

PEPPERDINE2-0
 Home 0-0 • Away 1-0 • Neutral 1-0
 Nov. 24, 1995.....N..... #22/19 Duke 108, Pepperdine 70
 Nov. 27, 2016.....A..... Duke 99, Pepperdine 65

PITTSBURGH16-0
 Home 7-0 • Away 5-0 • Neutral 4-0
 Dec. 21, 2006.....N..... #4/4 Duke 72, #22/22 Pittsburgh 51
 Dec. 8, 2007.....N..... #17/15 Duke 51, Pittsburgh 49
 Nov. 24, 2010.....A..... #6/6 Duke 93, Pittsburgh 55
 Dec. 4, 2011.....H..... #7/6 Duke 92, Pittsburgh 43
 Jan. 26, 2014.....H..... #3/3 Duke 111, Pittsburgh 67
 Jan. 29, 2015.....H..... #17/16 Duke 62, Pittsburgh 45
 Jan. 28, 2016.....A..... Duke 70, Pittsburgh 48
 Feb. 12, 2017.....H..... #14/15 Duke 62, Pittsburgh 48
 Jan. 28, 2018.....A..... #18/18 Duke 58, Pittsburgh 46
 Feb. 3, 2019.....H..... Duke 74, Pittsburgh 55
 Mar. 6, 2019.....N..... Duke 86, Pittsburgh 64
 Feb. 13, 2020.....A..... Duke 73, Pittsburgh 56
 Feb. 3, 2022.....A..... Duke 54, Pittsburgh 39
 Mar. 2, 2022.....N..... Duke 55, Pittsburgh 52
 Feb. 2, 2023.....H..... #16/9 Duke 53, Pittsburgh 44
 Feb. 1, 2024.....A..... Duke 69, Pittsburgh 38

PRESBYTERIAN2-0
 Home 2-0 • Away 0-0 • Neutral 0-0
 Nov. 17, 2012.....H..... #3/3 Duke 84, Presbyterian 45
 Nov. 26, 2017.....H..... #16/17 Duke 79, Presbyterian 45

PRINCETON3-0
 Home 2-0 • Away 1-0 • Neutral 0-0
 Dec. 22, 1979.....A..... Duke 66, Princeton 61
 Jan. 27, 1986.....H..... #18/-- Duke 77, Princeton 35
 Dec. 18, 1994.....H..... Duke 67, Princeton 64

PROVIDENCE3-1
 Home 1-0 • Away 2-0 • Neutral 0-1
 Dec. 29, 1983.....N..... Providence 65, Duke 64
 Dec. 6, 1987.....A..... #18/16 Duke 87, Providence 75
 Dec. 31, 2008.....A..... #6/11 Duke 66, Providence 49
 Jan. 3, 2010.....H..... #8/9 Duke 88, Providence 63

PURDUE6-3
 Home 3-1 • Away 0-1 • Neutral 3-1
 Dec. 30, 1987.....N..... #10/9 Duke 76, Purdue 71
 Dec. 2, 1990.....H..... #9/9 Purdue 69, Duke 58
 Dec. 28, 1991.....A..... #12/11 Purdue 74, Duke 58
 Mar. 28, 1999.....N..... #1/1 Purdue 62, #10/11 Duke 45
 Nov. 23, 2003.....N..... #4/4 Duke 93, #5/6 Purdue 63
 Dec. 18, 2004.....N..... #3/3 Duke 66, #20/18 Purdue 48
 Nov. 22, 2007.....N..... #9/8 Duke 53, #22/20 Purdue 41
 Dec. 1, 2011.....H..... #8/8 Duke 64, #13/16 Purdue 53
 Dec. 5, 2013.....H..... #2/2 Duke 99, #16/22 Purdue 78

QUINNIPIAC1-0
 Home 1-0 • Away 0-0 • Neutral 0-0
 Dec. 28, 2008.....H..... #6/11 Duke 78, Quinnipiac 50

RADFORD4-0
 Home 2-0 • Away 2-0 • Neutral 0-0
 Dec. 1, 1984.....A..... Duke 83, Radford 64
 Jan. 4, 1986.....H..... Duke 86, Radford 72
 Jan. 3, 1990.....H..... Duke 62, Radford 58

Jan. 23, 1993.....A..... Duke 59, Radford 58
RHODE ISLAND1-0
 Home 0-0 • Away 0-0 • Neutral 1-0
 Dec. 29, 2004.....N..... #2/2 Duke 89, Rhode Island 63

RICHMOND9-1
 Home 3-0 • Away 4-1 • Neutral 0-0
 Jan. 22, 1983.....H..... Duke 77, Richmond 65
 Jan. 28, 1984.....A..... Duke 81, Richmond 71
 Jan. 29, 1985.....H..... Duke 73, Richmond 46
 Dec. 1, 1985.....A..... Duke 99, Richmond 65
 Feb. 12, 1987.....H..... Duke 68, Richmond 52
 Jan. 31, 1989.....A..... Richmond 87, Duke 70
 Dec. 8, 1996.....A..... #15/16 Duke 89, Richmond 60
 Dec. 4, 2022.....A..... Duke 100, Richmond 49
 Nov. 4, 2023.....H..... Duke 83, Richmond 53
 March 22, 2024.....N..... Duke 72, Richmond 61

RIDER1-0
 Home 0-0 • Away 1-0 • Neutral 0-0
 Dec. 18, 1985.....A..... Duke 79, Rider 36

RUTGERS4-2
 Home 1-0 • Away 2-1 • Neutral 1-1
 Mar. 14, 1987.....A..... #5/6 Rutgers 78, Duke 64
 Dec. 28, 1996.....N..... #13/13 Duke 74, Rutgers 36
 Dec. 4, 2006.....A..... #4/4 Duke 85, #19/17 Rutgers 45
 Mar. 24, 2007.....N..... #15/18 Rutgers 53, #1/1 Duke 52
 Dec. 6, 2007.....H..... #17/15 Duke 49, #4/3 Rutgers 44
 Dec. 1, 2016.....A..... Duke 68, Rutgers 32

SACRAMENTO STATE1-0
 Home 0-0 • Away 0-0 • Neutral 1-0
 Dec. 20, 1999.....N..... #18/15 Duke 81, Sacramento State 45

SAINT AUGUSTINE0-1
 Home 0-1 • Away 0-0 • Neutral 0-0
 Dec. 3, 1975.....H..... Saint Augustine 65, Duke 45

SAINT JOHN'S5-1
 Home 0-0 • Away 2-0 • Neutral 3-1
 Dec. 21, 1979.....N..... St. John's 79, Duke 55
 Dec. 29, 1986.....A..... Duke 80, St. John's 63
 Nov. 26, 1989.....N..... Duke 95, St. John's 63
 Dec. 28, 2005.....N..... #2/2 Duke 105, St. John's 57
 Mar. 24, 2012.....N..... #5/5 Duke 74, #14/14 St. John's 47
 Dec. 9, 2012.....A..... 4/4 Duke 60, #-/25 St. John's 42

SAINT JOSEPH'S4-1
 Home 3-0 • Away 1-1 • Neutral 0-0
 Nov. 21, 1980.....A..... Saint Joseph's 84, Duke 57
 Dec. 29, 1994.....A..... Duke 67, Saint Joseph's 64
 Dec. 1, 1996.....H..... #16/17 Duke 63, Saint Joseph's 46
 Mar. 15, 1999.....H..... #10/11 Duke 66, Saint Joseph's 60
 Dec. 8, 2002.....H..... #1/1 Duke 82, Saint Joseph's 48

SAMFORD1-0
 Home 0-0 • Away 0-0 • Neutral 1-0
 Mar. 18, 2012.....N..... #5/5 Duke 82, Samford 47

SAN DIEGO2-0
 Home 0-0 • Away 1-0 • Neutral 1-0
 Nov. 26, 1988.....N..... Duke 64, San Diego 56
 Dec. 30, 2005.....A..... #2/2 Duke 119, San Diego 52

SAN DIEGO STATE2-0

Home 1-0 • Away 0-0 • Neutral 1-0
 Jan. 14, 1983.....H..... Duke 82, San Diego State 68
 Mar. 27, 2010.....N..... #6/6 Duke 66, San Diego State 58

SAN FRANCISCO0-1
 Home 0-1 • Away 0-0 • Neutral 0-0
 Mar. 18, 1996.....H..... #13/13 San Francisco 64, Duke 60

SAN JOSE STATE1-0
 Home 0-0 • Away 1-0 • Neutral 0-0
 Dec. 29, 1987.....A..... #10/9 Duke 86, San Jose State 47

SETON HALL4-2
 Home 1-1 • Away 3-0 • Neutral 0-1
 Dec. 30, 1983.....N..... Seton Hall 74, Duke 67
 Dec. 19, 1985.....A..... Duke 88, Seton Hall 66
 Dec. 31, 1989.....A..... Duke 72, Seton Hall 65
 Dec. 7, 1991.....H..... Seton Hall 67, Duke 60
 Dec. 10, 1995.....H..... #17/17 Duke 76, Seton Hall 66
 Dec. 11, 1999.....A..... #20/18 Duke 66, Seton Hall 52

SHAW0-2
 Home 0-1 • Away 0-1 • Neutral 0-0
 Feb. 5, 1977.....H..... Shaw 76, Duke 59
 Feb. 8, 1977.....A..... Shaw 89, Duke 51

SIENA1-0
 Home 0-0 • Away 0-0 • Neutral 1-0
 Dec. 20, 2008.....N..... #8/12 Duke 86, Siena 41

SMU1-0
 Home 0-0 • Away 0-0 • Neutral 1-0
 Dec. 20, 2006.....N..... #4/4 Duke 75, SMU 45

SOUTH ALABAMA1-0
 Home 0-0 • Away 0-0 • Neutral 1-0
 Dec. 21, 1990.....N..... Duke 76, South Alabama 70

SOUTH CAROLINA2-7
 Home 1-4 • Away 0-3 • Neutral 1-0
 Nov. 25, 2001.....H..... South Carolina 87, #9/7 Duke 81 (OT)
 Mar. 25, 2002.....N..... #3/3 Duke 77, #13/13 South Carolina 68
 Dec. 7, 2014.....H..... #1/2 South Carolina 51, #8/7 Duke 50
 Dec. 6, 2015.....A..... #2/2 South Carolina 66, #14/13 Duke 55
 Dec. 4, 2016.....H..... Duke 74, #3/3 South Carolina 63
 Dec. 3, 2017.....A..... #5/6 South Carolina 72, #14/16 Duke 52
 Dec. 19, 2019.....A..... #5/6 South Carolina 89, Duke 46
 Dec. 15, 2021.....H..... #1/1 South Carolina 55, #19/RV Duke 46
 Dec. 3, 2023.....H..... #1/1 South Carolina 77, Duke 61

SOUTH FLORIDA3-0
 Home 1-0 • Away 1-0 • Neutral 1-0
 Dec. 22, 1990.....A..... Duke 78, South Florida 62
 Nov. 14, 2004.....H..... #6/6 Duke 82, South Florida 50
 Nov. 15, 2007.....N..... #10/9 Duke 89, South Florida 52

SOUTHERN2-0
 Home 0-0 • Away 0-0 • Neutral 2-0
 Mar. 19, 2006.....N..... #4/4 Duke 96, Southern 27
 Nov. 22, 2008.....N..... #6/5 Duke 93, Southern 52

SOUTHERN CALIFORNIA6-0
 Home 2-0 • Away 2-0 • Neutral 2-0
 Dec. 5, 1987.....N..... #18/16 Duke 78, Southern California 75
 Mar. 21, 2006.....N..... #4/4 Duke 85, Southern California 51
 Dec. 19, 2008.....A..... #8/12 Duke 97, Southern California 89 (OT)
 Dec. 6, 2009.....H..... #11/12 Duke 78, Southern California 72
 Nov. 15, 2010.....H..... #6/6 Duke 75, Southern California 50
 Dec. 22, 2012.....A..... #4/4 Duke 75, Southern California 60

SOUTHERN ILLINOIS1-0

ALL-TIME SERIES HISTORY & RESULTS

Home 0-0 • Away 0-0 • Neutral 1-0

Nov. 29, 1997.....N..... Duke 76, Southern Illinois 54

SOUTHEASTERN LOUISIANA1-0

Home 0-0 • Away 1-0 • Neutral 0-0

Dec. 30, 1988.....A.. #--/23 Duke 82, Southeastern Louisiana 71

STANFORD2-4

Home 1-1 • Away 0-2 • Neutral 1-1

Dec. 20, 1988.....H..... #6/7 Stanford 91, #19/20 Duke 76

Nov. 14, 1998.....N..... #4/4 Duke 77, #19/17 Stanford 57

Dec. 16, 2008.....H..... #8/12 Duke 56, #3/4 Stanford 52

Dec. 15, 2009.....A..... #2/2 Stanford 71, #7/8 Duke 55

Mar. 26, 2012.....N..... #2/2 Stanford 81, #5/5 Duke 69

Nov. 19, 2023.....A..... #6/6 Stanford 82, Duke 79 (OT)

STEPHEN F. AUSTIN2-0

Home 1-0 • Away 0-0 • Neutral 1-0

Nov. 29, 2003.....H..... #4/4 Duke 119, Stephen F. Austin 53

Nov. 26, 2004.....N..... #3/3 Duke 84, Stephen F. Austin 29

STETSON3-0

Home 1-0 • Away 2-0 • Neutral 0-0

Jan. 8, 1982.....A..... Duke 79, Stetson 59

Jan. 25, 1982.....H..... Duke 70, Stetson 44

Dec. 19, 1984.....A..... Duke 67, Stetson 56

STONY BROOK1-0

Home 1-0 • Away 0-0 • Neutral 0-0

Nov. 28, 2014.....H..... #8/7 Duke 72, Stony Brook 42

SYRACUSE9-3

Home 3-1 • Away 4-2 • Neutral 2-0

Dec. 30, 1995.....N..... #16/16 Duke 84, Syracuse 40

Jan. 9, 2014.....A..... #3/3 Duke 86, Syracuse 53

Jan. 8, 2015.....H..... #13/12 Duke 74, #21/21 Syracuse 72

Jan. 3, 2016.....A..... Syracuse 86, #12/12 Duke 50

Feb. 10, 2017.....H..... #14/15 Duke 72, #20/19 Syracuse 55

Mar. 3, 2017.....N..... Duke 68, #21/20 Syracuse 46

Feb. 15, 2018.....A..... Syracuse 68, #17/16 Duke 65

Jan. 27, 2019.....H..... #13/14 Syracuse 64, Duke 55

Jan. 23, 2020.....A..... Duke 88, Syracuse 58

Jan. 9, 2022.....A..... #17/22 Duke 74, Syracuse 65

Jan. 22, 2023.....H..... #13/16 Duke 62, Syracuse 50

Feb. 22, 2024.....A..... Duke 58, #17/17 Syracuse 45

TCU2-0

Home 1-0 • Away 1-0 • Neutral 0-0

Mar. 17, 2002.....H..... #3/3 Duke 76, #--/25 TCU 66

Dec. 6, 2005.....A..... #2/2 Duke 92, TCU 52

TEMPLE7-0

Home 3-0 • Away 1-1 • Neutral 2-0

Dec. 12, 1998.....H..... #16/15 Duke 112, Temple 34

Mar. 20, 2007.....N..... #1/1 Duke 62, Temple 52

Nov. 23, 2007.....N..... #9/8 Duke 64, Temple 53

Jan. 5, 2009.....H..... #5/11 Duke 87, Temple 52

Dec. 31, 2009.....A..... #8/9 Duke 70, Temple 62

Dec. 30, 2010.....H..... #3/3 Duke 71, Temple 64

Dec. 30, 2011.....A..... #8/7 Duke 65, Temple 54

TENNESSEE6-5

Home 1-2 • Away 3-0 • Neutral 2-3

Dec. 6, 1998.....N..... #3/3 Tennessee 74, #16/16 Duke 60

Mar. 22, 1999.....N..... #10/11 Duke 69, #2/2 Tennessee 63

Dec. 27, 2001.....N..... #2/2 Tennessee 89, #9/9 Duke 68

Nov. 24, 2002.....N..... #1/1 Duke 76, #2/2 Tennessee 55

Apr. 6, 2003.....N..... #4/4 Tennessee 66, #2/1 Duke 56

Jan. 24, 2004.....H..... #2/2 Tennessee 72, #1/1 Duke 69

Dec. 2, 2004.....A..... #10/9 Duke 59, #4/5 Tennessee 57

Jan. 23, 2006.....H..... #2/2 Duke 75, #1/1 Tennessee 53

Jan. 22, 2007.....A..... #1/1 Duke 74, #4/4 Tennessee 70

Jan. 28, 2008.....H..... #2/2 Tennessee 67, #9/10 Duke 64

Feb. 16, 2009.....A..... #7/10 Duke 62, #13/18 Tennessee 54

USC UPSTATE2-0

Home 2-0 • Away 0-0 • Neutral 0-0

Dec. 11, 2011.....H..... #6/5 Duke 93, USC Upstate 35

Nov. 14, 2013.....H..... #2/2 Duke 123, USC Upstate 40

UT MARTIN1-0

Home 1-0 • Away 0-0 • Neutral 0-0

Mar. 19, 2011.....H..... #6/6 Duke 90, UT Martin 45

TEXAS3-1

Home 1-0 • Away 1-0 • Neutral 1-1

Mar. 23, 2002.....N..... #3/3 Duke 62, #14/14 Texas 46

Nov. 16, 2003.....N..... #3/3 Texas 85, #4/4 Duke 77

Dec. 4, 2005.....A..... #1/2 Duke 84, #18/16 Texas 70

Dec. 10, 2006.....H..... #4/4 Duke 80, #22/22 Texas 52

TEXAS A&M2-6

Home 2-1 • Away 0-4 • Neutral 0-1

Nov. 17, 1995.....A..... Texas A&M 83, #17/16 Duke 73

Mar. 30, 2008.....N..... #8/9 Texas A&M 77, #9/10 Duke 63

Nov. 15, 2009.....A..... #--/16 Texas A&M 95, #6/6 Duke 77

Dec. 6, 2010.....H..... #5/5 Duke 61, #7/7 Texas A&M 58

Nov. 30, 2014.....A..... #7/6 Texas A&M 63, #8/7 Duke 59

Nov. 18, 2015.....H..... #12/12 Texas A&M 72, #14/9 Duke 66

Nov. 10, 2019.....A..... #6/7 Texas A&M 79, Duke 58

Nov. 17, 2022.....H..... Duke 71, Texas A&M 52

TEXAS-SAN ANTONIO1-0

Home 0-0 • Away 0-0 • Neutral 1-0

Dec. 7, 1990.....N..... Duke 71, San Antonio 68

TEXAS STATE2-0

Home 0-0 • Away 1-0 • Neutral 1-0

Dec. 8, 1990.....A..... Duke 68, Texas State 57

Nov. 28, 2015.....N..... #15/12 Duke 85, Texas State 34

TEXAS TECH2-0

Home 1-0 • Away 0-0 • Neutral 1-0

Nov. 11, 2001.....H..... #5/4 Duke 85, #7/7 Texas Tech 69

Mar. 31, 2003.....N..... #2/1 Duke 57, #7/8 Texas Tech 51

TOLEDO4-1

Home 1-0 • Away 1-1 • Neutral 1-0

Dec. 2, 1983.....N..... Duke 66, Toledo 59

Nov. 26, 2000.....H..... #3/3 Duke 71, Toledo 41

Nov. 18, 2001.....A..... Toledo 71, Duke 65

Nov. 20, 2022.....A..... Duke 58, Toledo 41

Dec. 20, 2023.....H..... Duke 70, Toledo 45

TROY2-0

Home 2-0 • Away 0-0 • Neutral 0-0

Nov. 24, 2019.....H..... Duke 99, Troy 85

Nov. 28, 2021.....H..... Duke 91, Troy 75

TULANE1-0

Home 0-0 • Away 1-0 • Neutral 0-0

Dec. 29, 1988.....A..... #--/23 Duke 80, Tulane 72

TULSA2-0

Home 1-0 • Away 1-0 • Neutral 0-0

Dec. 21, 2002.....A..... #1/1 Duke 90, Tulsa 36

Dec. 14, 2003.....H..... #3/4 Duke 90, Tulsa 36

UCLA2-1

Home 0-1 • Away 1-0 • Neutral 1-0

Dec. 20, 1997.....H..... UCLA 93, #17/18 Duke 83

Dec. 28, 1998.....A..... #17/19 Duke 85, #9/11 UCLA 80

Nov. 10, 2000.....N..... #5/5 Duke 80, UCLA 52

UNLV2-0

Home 1-0 • Away 1-0 • Neutral 0-0

Dec. 6, 2018.....H..... Duke 66, UNLV 38

Nov. 14, 2019.....A..... Duke 57, UNLV 45

UTAH1-0

Home 0-0 • Away 0-0 • Neutral 1-0

Mar. 25, 2003.....N..... #2/1 Duke 65, Utah 54

UTAH VALLEY1-0

Home 1-0 • Away 0-0 • Neutral 0-0

Dec. 18, 2007.....H..... #14/15 Duke 95, Utah Valley 61

VALPARAISO1-0

Home 1-0 • Away 0-0 • Neutral 0-0

Nov. 23, 2012.....H..... #4/4 Duke 90, Valparaiso 45

VANDERBILT5-3

Home 3-0 • Away 1-2 • Neutral 1-1

Mar. 13, 1982.....N..... Vanderbilt 75, Duke 57

Nov. 23, 1998.....A..... #20/15 Duke 79, #18/22 Vanderbilt 71

Nov. 24, 1999.....H..... #--/25 Duke 68, Vanderbilt 59

Dec. 7, 2006.....H..... #4/4 Duke 69, #11/11 Vanderbilt 48

Nov. 28, 2007.....A..... #23/18 Vanderbilt 68, #9/10 Duke 55

Mar. 20, 2012.....N..... #5/5 Duke 96, Vanderbilt 80

Nov. 21, 2013.....H..... #2/2 Duke 88, Vanderbilt 69

Nov. 20, 2016.....A..... Vanderbilt 77, Duke 73

VILLANOVA2-1

Home 2-0 • Away 1-0 • Neutral 0-0

Nov. 28, 1998.....H..... #20/15 Duke 75, Villanova 47

Dec. 21, 2016.....H..... #17/18 Duke 68, Villanova 50

Nov. 19, 2017.....A..... Villanova 64, Duke 55

VIRGINIA44-35

Home 22-14 • Away 17-20 • Neutral 5-1

Dec. 5, 1977.....H..... Virginia 74, Duke 57

Jan. 24, 1979.....A..... Virginia 68, Duke 61

Nov. 25, 1979.....A..... Virginia 74, Duke 58

Jan. 23, 1980.....H..... Duke 65, Virginia 63

Dec. 10, 1980.....A..... Virginia 73, Duke 57

Jan. 27, 1982.....H..... Duke 80, Virginia 63

Dec. 30, 1982.....H..... Duke 73, Virginia 63

Feb. 5, 1983.....A..... Virginia 66, Duke 63

Nov. 29, 1983.....H..... Virginia 72, Duke 58

Feb. 4, 1984.....A..... #17 Virginia 82, Duke 55

Jan. 5, 1985.....H..... #11/-- Virginia 75, Duke 58

Feb. 2, 1985.....A..... #15/17 Virginia 74, Duke 66

Jan. 18, 1986.....A..... #4/4 Virginia 90, #20/-- Duke 76

Feb. 1, 1986.....H..... #3/3 Virginia 81, #18/23 Duke 67

Jan. 24, 1987.....A..... #6/6 Virginia 71, Duke 43

Feb. 21, 1987.....H..... Duke 77, #7/9 Virginia 76

Jan. 23, 1988.....H..... #9/10 Virginia 72, #13/9 Duke 49

Feb. 27, 1988.....A..... #9/10 Virginia 79, Duke 67

Jan. 7, 1989.....A..... #13/13 Virginia 78, #20/23 Duke 66

Feb. 11, 1989.....H..... #14/14 Virginia 99, Duke 81

Jan. 16, 1990.....H..... Duke 84, #9/12 Virginia 74

Feb. 10, 1990.....A..... #12/12 Virginia 86, Duke 62

Jan. 5, 1991.....H..... #1/1 Virginia 92, Duke 56

Feb. 9, 1991.....A..... #1/1 Virginia 86, Duke 61

Feb. 1, 1992.....H..... #2/2 Virginia 81, Duke 54

Feb. 15, 1992.....A..... #2/2 Virginia 93, Duke 48

Mar. 7, 1992.....N..... #1/1 Virginia 81, Duke 55

Jan. 9, 1993.....A.....	#9/9 Virginia 76, Duke 56
Feb. 13, 1993.....H.....	#14/14 Virginia 97, Duke 61
Jan. 25, 1994.....H.....	#12/12 Virginia 87, Duke 66
Feb. 12, 1994.....A.....	#9/9 Virginia 73, Duke 60
Jan. 10, 1995.....A.....	#9/11 Virginia 78, Duke 62
Feb. 12, 1995.....H.....	#8/9 Virginia 67, #21/25 Duke 61
Mar. 4, 1995.....N.....	#22/25 Duke 83, #6 Virginia 82 (OT)
Jan. 8, 1996.....H.....	#8/5 Virginia 61, #16/14 Duke 60
Feb. 10, 1996.....A.....	#14/13 Duke 72, #9/8 Virginia 69
Jan. 6, 1997.....A.....	#13/13 Virginia 62, #14/14 Duke 55
Feb. 19, 1997.....H.....	#11/9 Virginia 86, #22/19 Duke 56
Jan. 23, 1998.....H.....	#24/23 Duke 93, #11/10 Virginia 66
Feb. 22, 1998.....A.....	#11/13 Duke 85, #15/14 Virginia 78 (OT)
Jan. 4, 1999.....H.....	#13/17 Duke 84, #22/22 Virginia 68
Feb. 4, 1999.....A.....	#9/11 Duke 66, #16/16 Virginia 56
Dec. 5, 1999.....H.....	#22/19 Duke 83, Virginia 62
Jan. 30, 2000.....A.....	#24/25 Virginia 61, #9/9 Duke 49
Jan. 22, 2001.....A.....	#4/4 Duke 71, #-/24 Virginia 68
Feb. 22, 2001.....H.....	#7/6 Duke 76, Virginia 53
Dec. 6, 2001.....A.....	#11/9 Duke 107, Virginia 73
Jan. 20, 2002.....H.....	#6/6 Duke 86, Virginia 69
Mar. 3, 2002.....N.....	#3/3 Duke 71, Virginia 67
Jan. 9, 2003.....A.....	#1/1 Duke 60, Virginia 59
Feb. 10, 2003.....H.....	#2/2 Duke 75, Virginia 48
Jan. 18, 2004.....A.....	#1/2 Duke 63, Virginia 52
Feb. 19, 2004.....H.....	#4/4 Duke 87, Virginia 54
Jan. 14, 2005.....A.....	#1/1 Duke 87, Virginia 65
Feb. 10, 2006.....H.....	#2/2 Duke 88, Virginia 65
Feb. 2, 2007.....A.....	#1/1 Duke 76, Virginia 61
Mar. 2, 2007.....N.....	#1/1 Duke 79, Virginia 58
Feb. 24, 2008.....H.....	#12/11 Duke 78, Virginia 70
Feb. 5, 2009.....A.....	#4/8 Duke 81, #17/15 Virginia 67
Mar. 6, 2009.....N.....	#8/10 Duke 76, #24/20 Virginia 53
Feb. 26, 2010.....H.....	#6/6 Duke 83, #21/18 Virginia 65
Feb. 24, 2011.....A.....	#9/9 Duke 71, Virginia 48
Jan. 2, 2012.....H.....	#7/7 Duke 77, Virginia 66
Feb. 8, 2013.....A.....	#5/4 Duke 62, Virginia 41
Jan. 16, 2014.....H.....	#3/3 Duke 90, Virginia 55
Feb. 12, 2015.....A.....	#11/11 Duke 71, Virginia 45
Feb. 4, 2016.....H.....	Duke 67, Virginia 52
March 3, 2016.....N.....	Duke 57, Virginia 53
Feb. 5, 2017.....A.....	Duke 70, Virginia 51
Jan. 14, 2018.....H.....	#16/18 Duke 55, Virginia 48
Feb. 10, 2019.....A.....	Virginia 53, Duke 47
Jan. 9, 2020.....A.....	Virginia 66, Duke 63
Feb. 20, 2020.....H.....	Duke 62, Virginia 47
Jan. 23, 2022.....H.....	#21/24 Duke 57, Virginia 48
Feb. 17, 2022.....A.....	Virginia 67, Duke 54
Dec. 21, 2022.....H.....	Duke 70, Virginia 56
Feb. 19, 2023.....A.....	#9/11 Duke 56, Virginia 52
Jan. 7, 2024.....A.....	Duke 60, Virginia 56
Feb. 29, 2024.....H.....	Duke 73, Virginia 54

VCU..... 6-1

Home 3-1 • Away 3-0 • Neutral 0-0

Jan. 28, 1977.....H.....	VCU 49, Duke 48
Jan. 20, 1978.....A.....	Duke 65, VCU 59
Dec. 12, 1978.....A.....	Duke 70, VCU 57
Jan. 19, 1980.....H.....	Duke 64, VCU 58
Feb. 15, 1985.....H.....	Duke 86, VCU 62
Dec. 10, 1988.....A.....	Duke 83, VCU 76
Nov. 15, 1995.....H.....	#17/16 Duke 93, VCU 51

VIRGINIA TECH..... 29-9

Home 16-3 • Away 12-5 • Neutral 1-1

Jan. 24, 1981.....A.....	Virginia Tech 66, Duke 55
Dec. 11, 1981.....H.....	Duke 71, Virginia Tech 58
Dec. 5, 1992.....H.....	Duke 85, Virginia Tech 63
Nov. 17, 1998.....H.....	Virginia Tech 72, #6/4 Duke 70

Dec. 8, 1999.....A.....	#20/18 Duke 70, #24/24 Virginia Tech 61
Jan. 9, 2000.....H.....	#2/2 Duke 88, #25/25 Virginia Tech 67
Feb. 6, 2005.....A.....	#2/2 Duke 73, Virginia Tech 62
Feb. 22, 2006.....H.....	#1/1 Duke 93, Virginia Tech 51
Mar. 3, 2006.....N.....	#2/2 Duke 69, Virginia Tech 56
Jan. 7, 2007.....A.....	#3/3 Duke 86, Virginia Tech 54
Jan. 29, 2007.....H.....	#1/1 Duke 75, Virginia Tech 65
Feb. 1, 2008.....H.....	#9/11 Duke 85, Virginia Tech 50
Feb. 22, 2008.....A.....	#11/11 Duke 72, Virginia Tech 60
Jan. 16, 2009.....A.....	#4/10 Duke 57, Virginia Tech 52
Feb. 19, 2009.....H.....	#7/8 Duke 62, Virginia Tech 46
Jan. 21, 2010.....H.....	#6/ 7 Duke 69, Virginia Tech 38
Feb. 14, 2010.....A.....	#8/7 Duke 65, Virginia Tech 53
Jan. 16, 2011.....A.....	#3/3 Duke 57, Virginia Tech 43
Feb. 20, 2011.....H.....	#7/7 Duke 90, Virginia Tech 40
Jan. 15, 2012.....A.....	#7/6 Duke 61, Virginia Tech 34
Feb. 15, 2012.....H.....	#5/5 Duke 67, Virginia Tech 45
Jan. 16, 2013.....H.....	#4/4 Duke 58, Virginia Tech 26
Feb. 14, 2013.....A.....	#5/4 Duke 77, Virginia Tech 33
Jan. 19, 2014.....A.....	#3/3 Duke 74, Virginia Tech 70
Jan. 15, 2015.....H.....	#16/14 Duke 65, Virginia Tech 40
Feb. 18, 2016.....A.....	Duke 66, Virginia Tech 62
Jan. 19, 2017.....H.....	#15/16 Duke 84, #17/16 Virginia Tech 59
Jan. 18, 2018.....A.....	#15/15 Duke 86, Virginia Tech 75
Feb. 14, 2019.....H.....	Virginia Tech 64, Duke 57
Jan. 12, 2020.....H.....	Duke 72, Virginia Tech 67 (OT)
Feb. 27, 2020.....A.....	Virginia Tech 70, Duke 56
Dec. 30, 2021.....A.....	Virginia Tech 77, #15/22 Duke 55
Jan. 13, 2022.....H.....	Virginia Tech 65, #16/21 Duke 54
Jan. 13, 2022.....H.....	#16/16 Duke 66, #12/10 Virginia Tech 55
Feb. 16, 2022.....A.....	#11/9 Virginia Tech 61, #9/11 Duke 45
Mar. 4, 2023.....N.....	#8/8 Virginia Tech 58, #13/13 Duke 37
Jan. 18, 2024.....H.....	Duke 63, #14/14 Virginia Tech 46
Feb. 15, 2024.....A.....	#12/12 Virginia Tech 61, Duke 56

WAGNER..... 2-0

Home 0-0 • Away 2-0 • Neutral 0-0

Jan. 7, 1983.....A.....	Duke 87, Wagner 56
Dec. 29, 1989.....A.....	Duke 66, Wagner 56

WAKE FOREST..... 71-20

Home 33-8 • Away 29-10 • Neutral 9-2

Jan. 21, 1975.....A.....	Wake Forest 59, Duke 34
Jan. 30, 1975.....H.....	Wake Forest 55, Duke 50
Jan. 19, 1977.....A.....	Wake Forest 57, Duke 52
Dec. 8, 1977.....H.....	Wake Forest 55, Duke 54
Nov. 30, 1978.....A.....	Duke 65, Wake Forest 52
Jan. 29, 1979.....H.....	Duke 77, Wake Forest 66
Nov. 24, 1979.....N.....	Duke 80, Wake Forest 70
Jan. 16, 1980.....H.....	Duke 71, Wake Forest 68
Dec. 8, 1980.....H.....	Duke 98, Wake Forest 75
Jan. 14, 1981.....A.....	Duke 76, Wake Forest 61
Dec. 1, 1981.....A.....	Wake Forest 67, Duke 60
Jan. 12, 1982.....H.....	Duke 75, Wake Forest 52
Feb. 2, 1983.....A.....	Duke 76, Wake Forest 58
Jan. 20, 1984.....H.....	Duke 66, Wake Forest 57
Feb. 1, 1984.....A.....	Wake Forest 73, Duke 58
Dec. 5, 1984.....A.....	Wake Forest 64, Duke 53
Jan. 19, 1985.....H.....	Wake Forest 59, Duke 55
Dec. 4, 1985.....H.....	Duke 77, Wake Forest 67
Feb. 15, 1986.....A.....	#20/-Duke 76, Wake Forest 59
Mar. 1, 1986.....N.....	Wake Forest 72, #-/25 Duke 71
Jan. 14, 1987.....H.....	Wake Forest 73, Duke 72
Jan. 31, 1987.....A.....	Duke 84, Wake Forest 63
Jan. 12, 1988.....A.....	Wake Forest 58, #11/11 Duke 57
Feb. 16, 1988.....H.....	Wake Forest 62, Duke 59
Jan. 24, 1989.....H.....	Wake Forest 72, Duke 69
Feb. 27, 1989.....A.....	Wake Forest 79, Duke 74
Jan. 24, 1990.....A.....	Wake Forest 72, Duke 63
Feb. 3, 1990.....H.....	Duke 66, Wake Forest 61

Jan. 18, 1991.....H.....	Duke 65, Wake Forest 52
Feb. 16, 1991.....A.....	Wake Forest 68, Duke 51
Jan. 18, 1992.....A.....	Duke 73, Wake Forest 59
Feb. 26, 1992.....H.....	Duke 69, Wake Forest 61
Mar. 6, 1992.....N.....	Duke 61, Wake Forest 52
Jan. 25, 1993.....H.....	Wake Forest 64, Duke 60
Feb. 19, 1993.....A.....	Duke 71, Wake Forest 59
Mar. 5, 1993.....N.....	Wake Forest 70, Duke 69
Jan. 2, 1994.....A.....	Duke 56, Wake Forest 50
Feb. 1, 1994.....H.....	Duke 60, Wake Forest 51
Jan. 16, 1995.....H.....	Duke 76, Wake Forest 58
Feb. 16, 1995.....A.....	#22/25 Duke 78, Wake Forest 66
Jan. 14, 1996.....A.....	#16/16 Duke 74, Wake Forest 64
Feb. 8, 1996.....H.....	#14/13 Duke 85, Wake Forest 66
Mar. 1, 1996.....N.....	#12/12 Duke 67, Wake Forest 61
Jan. 9, 1997.....H.....	#14/14 Duke 82, Wake Forest 70
Feb. 6, 1997.....A.....	#20/20 Duke 81, Wake Forest 58
Jan. 2, 1998.....A.....	#23/22 Duke 73, Wake Forest 60
Feb. 2, 1998.....H.....	#14/16 Duke 79, Wake Forest 55
Jan. 11, 1999.....A.....	#12/16 Duke 74, Wake Forest 59
Feb. 11, 1999.....H.....	#7/7 Duke 86, Wake Forest 48
Jan. 13, 2000.....H.....	#8/11 Duke 82, Wake Forest 48
Feb. 14, 2000.....A.....	#14/12 Duke 69, Wake Forest 38
Jan. 2, 2001.....H.....	#5/5 Duke 81, Wake Forest 56
Feb. 1, 2001.....A.....	#4/4 Duke 66, Wake Forest 58
Mar. 2, 2001.....N.....	#4/4 Duke 75, Wake Forest 68 (OT)
Jan. 6, 2002.....H.....	#11/10 Duke 91, Wake Forest 46
Feb. 7, 2002.....A.....	#5/5 Duke 82, Wake Forest 60
Jan. 16, 2003.....H.....	#1/1 Duke 71, Wake Forest 61
Feb. 17, 2003.....A.....	#2/2 Duke 83, Wake Forest 41
Mar. 7, 2003.....N.....	#2/2 Duke 64, Wake Forest 59
Dec. 5, 2003.....A.....	#4/4 Duke 88, Wake Forest 55
Feb. 12, 2004.....H.....	#4/4 Duke 80, Wake Forest 55
Mar. 6, 2004.....N.....	#1/1 Duke 77, Wake Forest 59
Jan. 19, 2005.....A.....	#1/1 Duke 99, Wake Forest 86
Mar. 5, 2005.....N.....	#6/6 Duke 107, Wake Forest 50
Jan. 2, 2006.....H.....	#2/2 Duke 100, Wake Forest 54
Feb. 11, 2007.....A.....	#1/1 Duke 77, Wake Forest 45
Feb. 10, 2008.....H.....	#11/12 Duke 71, Wake Forest 36
Feb. 25, 2009.....A.....	#10/11 Duke 83, Wake Forest 50
Jan. 10, 2010.....H.....	#9/9 Duke 65, Wake Forest 51
Feb. 11, 2011.....A.....	#5/7 Duke 82, Wake Forest 39
Mar. 4, 2011.....N.....	#8/7 Duke 79, Wake Forest 50
Jan. 6, 2012.....A.....	#7/6 Duke 76, Wake Forest 58
Feb. 2, 2012.....H.....	#5/5 Duke 75, Wake Forest 43
Jan. 13, 2013.....A.....	#4/5 Duke 73, Wake Forest 44
Feb. 17, 2013.....H.....	#5/4 Duke 81, Wake Forest 70
Feb. 27, 2014.....H.....	#7/7 Duke 71, Wake Forest 56
Jan. 4, 2015.....H.....	#10/12 Duke 70, Wake Forest 63
Feb. 5, 2015.....A.....	#15/15 Duke 70, Wake Forest 53
Mar. 6, 2015.....N.....	#16/16 Duke 77, Wake Forest 68
Jan. 7, 2016.....H.....	#18/16 Duke 95, Wake Forest 68
Feb. 14, 2016.....A.....	Wake Forest 64, Duke 58
Jan. 29, 2017.....H.....	#14/15 Duke 71, Wake Forest 43
Feb. 16, 2017.....A.....	Duke 79, Wake Forest 53
Jan. 11, 2018.....A.....	#16/18 Duke 80, Wake Forest 67
Feb. 7, 2018.....H.....	#19/19 Duke 59, Wake Forest 51
Jan. 24, 2019.....H.....	Duke 66, Wake Forest 52
Feb. 24, 2019.....A.....	Duke 55, Wake Forest 44
Jan. 2, 2020.....H.....	Wake Forest 60, Duke 58
Feb. 6, 2022.....H.....	Duke 81, Wake Forest 76
Jan. 5, 2023.....A.....	#19/16 Duke 60, Wake Forest 50
Feb. 8, 2024.....H.....	Duke 69, Wake Forest 46

WASHINGTON..... 0-3

Home 0-0 • Away 0-1 • Neutral 0-2

Dec. 27, 1985.....N.....	Washington 83, Duke 71
Dec. 28, 1992.....A.....	Washington 72, Duke 48
Nov. 23, 2018.....N.....	Washington 71, Duke 64

ALL-TIME SERIES HISTORY & RESULTS

WESTERN CAROLINA 5-3

Home 5-1 • Away 0-2 • Neutral 0-0
Feb. 11, 1977.....A..... Western Carolina 77, Duke 45
Feb. 18, 1978.....H..... Western Carolina 93, Duke 56
Feb. 17, 1979.....A..... Western Carolina 89, Duke 78
Feb. 28, 1983.....H..... Duke 77, Western Carolina 67
Dec. 6, 1989.....H..... Duke 77, Western Carolina 64
Feb. 9, 1994.....H..... Duke 117, Western Carolina 44
Dec. 29, 2015.....H..... #12/12 Duke 84, Western Carolina 47
Nov. 29, 2020.....H..... Duke 83, Western Carolina 56

WESTERN KENTUCKY 5-0

Home 2-0 • Away 2-0 • Neutral 1-0
Mar. 20, 2000.....H..... #7/10 Duke 90, Western Kentucky 70
Nov. 28, 2008.....A..... #12/13 Duke 59, Western Kentucky 56
Nov. 26, 2009.....N..... #10/12 Duke 70, Western Kentucky 47
Nov. 21, 2010.....H..... #6/6 Duke 82, Western Kentucky 55
Nov. 20, 2011.....A..... #8/8 Duke 80, Western Kentucky 54

WEST TEXAS STATE 1-0

Home 0-0 • Away 1-0 • Neutral 0-0
Mar. 20, 1986.....A..... Duke 68, West Texas State 67

WEST VIRGINIA 2-0

Home 1-0 • Away 1-0 • Neutral 0-0
Dec. 18, 1995.....A..... #16/18 Duke 84, West Virginia 64
Nov. 27, 1996.....H..... #16/17 Duke 84, West Virginia 70

WILLIAM & MARY 4-0

Home 2-0 • Away 1-0 • Neutral 1-0
Nov. 24, 1984.....N..... Duke 86, William & Mary 48
Dec. 5, 1988.....H..... Duke 65, William & Mary 47
Dec. 9, 1989.....A..... Duke 65, William & Mary 62
Nov. 18, 2000.....H..... #3/3 Duke 81, William & Mary 46

WINTHROP 5-0

Home 5-0 • Away 0-0 • Neutral 0-0
Dec. 9, 1986.....H..... Duke 80, Winthrop 45
Mar. 22, 2014.....H..... #7/8 Duke 87, Winthrop 45
Nov. 15, 2015.....H..... #14/12 Duke 78, Winthrop 50
Dec. 10, 2017.....H..... #14/14 Duke 101, Winthrop 30
Nov. 9, 2021.....H..... Duke 95, Winthrop 39

WISCONSIN 3-0

Home 1-0 • Away 2-0 • Neutral 0-0
Nov. 27, 1987.....H..... #19/18 Duke 86, Wisconsin 66
Dec. 2, 2010.....A..... #5/5 Duke 59, Wisconsin 51
Nov. 28, 2018.....A..... Duke 60, Wisconsin 53

WISCONSIN-GREEN BAY 1-0

Home 1-0 • Away 0-0 • Neutral 0-0
Jan. 2, 1991.....H..... Duke 70, Wisconsin-Green Bay 59

WISCONSIN-MILWAUKEE 2-0

Home 2-0 • Away 0-0 • Neutral 0-0
Dec. 3, 1994.....H..... Duke 104, Wisconsin-Milwaukee 34
Mar. 17, 2001.....H..... #5/5 Duke 96, Wisconsin-Milwaukee 63

WYOMING 1-0

Home 1-0 • Away 0-0 • Neutral 0-0
Dec. 21, 2017.....H..... #14/15 Duke 63, Wyoming 40

XAVIER 4-1

Home 1-1 • Away 2-0 • Neutral 1-0
Jan. 5, 1981.....A..... Duke 74, Xavier 46
Dec. 28, 1990.....H..... Xavier 78, Duke 73
Dec. 21, 2010.....H..... #3/3 Duke 46, #4/4 Xavier 45
Nov. 25, 2012.....A..... #4/4 Duke 82, Xavier 59
Nov. 28, 2013.....N..... #2/2 Duke 81, Xavier 54

YALE 1-0

Home 1-0 • Away 0-0 • Neutral 0-0
Dec. 6, 1991.....H..... Duke 60, Yale 55

ALL-TIME SERIES HISTORY & RESULTS

Alabama	3-1	2021	Idaho	1-0	2015	Pittsburgh	16-0	2024
Albany	3-0	2015	Idaho State	1-0	2019	Presbyterian	2-0	2017
American	1-0	1993	Illinois	0-3	1998	Princeton	3-0	1994
Appalachian State	11-4	2021	Illinois State	1-0	1996	Providence	3-1	2010
Arizona State	1-0	2008	Iona	2-0	2023	Purdue	6-3	2013
Arkansas	2-1	2002	Iowa	2-0	2021	Quinnipiac	1-0	2008
Arkansas State	2-0	2005	Iowa State	3-0	2015	Radford	3-0	1993
Army	1-0	2015	Indiana State	2-0	1994	Rhode Island	1-0	2004
Auburn	5-0	2011	Jacksonville State	1-0	2004	Richmond	9-1	2024
Austin Peay	2-0	2022	James Madison	6-1	2010	Rider	1-0	1985
Ball State	3-0	2018	Kansas	1-0	2013	Rutgers	4-2	2016
Baylor	0-1	2010	Kansas State	1-0	2004	Sacramento State	1-0	1999
Belmont	1-0	2018	Kent State	2-0	1997	Saint Joseph's	4-1	2002
Boston College	18-6	2023	Kentucky	6-2	2016	Samford	1-0	2012
Boston University	2-0	2006	LaSalle	0-1	1980	San Diego	2-0	2005
Bowling Green	1-0	2006	Liberty	6-0	2017	San Diego State	2-0	2010
Brigham Young	3-0	2011	Long Beach State	1-0	2016	San Francisco	0-1	1996
Bucknell	1-0	2007	Longwood	2-0	2020	San Jose State	1-0	1987
Buffalo	1-0	2014	Louisiana State	3-2	2010	Seton Hall	4-2	1999
California	3-1	2013	Louisiana Tech	2-0	2004	Shaw	0-2	1977
CSU-Bakersfield	1-0	2012	Louisville	4-8	2024	Siena	1-0	2008
Campbell	3-6	2000	Loyola (Maryland)	3-0	1993	SMU	1-0	2006
Canisius	1-0	2005	Loyola Marymount	1-0	2003	South Alabama	1-0	1990
Catawba	1-0	1979	Maine	4-0	2018	South Carolina	2-7	2023
Central Michigan	1-0	2013	Manhattan	5-1	1996	South Florida	3-0	2007
Charleston Southern	5-0	2022	Marist	2-0	2018	Southern	2-0	2008
Charlotte	7-3	2010	Marquette	3-0	2004	Southern California	6-0	2012
Cheyney State	2-0	1985	Marshall	0-1	1981	Southern Illinois	1-0	1997
Cincinnati	0-1	1980	Mars Hill	2-0	1984	Southeastern Louisiana	1-0	1988
Clemson	44-34	2023	Marquette	3-0	2014	St. John's	3-0	2013
Cleveland State	1-0	1988	Maryland	41-40	2015	Stanford	2-4	2023
Coastal Carolina	1-0	2023	UMass	1-0	2015	Stephen F. Austin	2-0	2004
College of Charleston	1-0	1990	UMass Lowell	1-0	2014	Stetson	3-0	1984
Colorado	0-2	2023	McNeese State	1-0	1993	Stony Brook	1-0	2014
Colorado State	1-0	2005	Maryland-Eastern Shore	1-0	1985	Syracuse	9-3	2024
Columbia	1-0	2023	Miami (Fla.)	17-6	2024	TCU	2-0	2005
Connecticut	3-14	2024	Miami (Ohio)	1-0	1993	Temple	7-0	2011
Coppin State	1-0	2023	Michigan	4-0	2012	Tennessee	6-5	2009
Dartmouth	1-0	2006	Michigan State	2-1	2009	UT Martin	1-0	2011
Dayton	1-1	2021	Middle Tennessee St.	1-0	1998	Texas	3-1	2006
Davidson	5-2	2023	Minnesota	1-1	2015	Texas A&M	2-6	2022
Delaware	1-0	1996	Mississippi State	2-0	2015	Texas-San Antonio	1-0	1990
Denver	1-0	2007	Missouri	0-1	2018	Texas State	2-0	2015
DePaul	2-2	2014	Missouri State	0-1	2001	Texas Tech	2-0	2003
Detroit Mercy	3-0	2002	Monmouth	1-0	2012	Toledo	4-1	2023
Drake	1-0	1992	Montana	1-0	1994	Troy	2-0	2021
Duquesne	1-0	2000	Morgan State	1-0	1993	Tulane	1-0	1988
East Carolina	8-9	2020	Murray State	1-0	2008	Tulsa	2-0	2003
East Tennessee State	5-0	1992	Nebraska	1-2	2019	UCLA	2-1	2000
Eastern Kentucky	1-1	1983	New Hampshire	1-0	1989	UNLV	2-0	2019
Eastern Washington	1-0	1988	Norfolk State	1-0	2002	USC Upstate	2-0	2013
Elon College	5-4	2018	Northeastern	2-1	2018	Utah	1-0	2003
Fairfield	2-0	2005	Northwestern	1-2	2022	Utah Valley	1-0	2007
Florida	2-1	1998	Northwestern State	2-1	2004	Valparaiso	1-0	2012
Florida A&M	1-0	1999	North Carolina	53-55	2024	Vanderbilt	5-3	2016
Florida Gulf Coast	3-1	2023	N.C. A&T	3-0	2022	Villanova	2-1	2017
Florida International	1-1	2002	N.C. Central	6-3	2023	Virginia	44-35	2024
Florida State	39-15	2024	NC State	40-49	2024	VCU	6-1	1996
Furman	4-0	1984	UNC Asheville	9-0	1999	Virginia Tech	29-9	2024
Gardner-Webb	1-0	2011	UNC Greensboro	11-2	2017	Wagner	2-0	1989
George Mason	3-0	2000	UNC Pembroke	1-0	1974	Wake Forest	71-20	2024
George Washington	1-1	1997	UNC Wilmington	11-2	2021	Washington	0-3	2018
Georgetown	4-0	2001	North Georgia	1-0	1982	Western Carolina	5-3	2020
Georgia	5-0	2023	Northern Illinois	1-0	1987	Western Kentucky	5-0	2011
Georgia Southern	2-1	2009	Notre Dame	4-18	2024	West Texas State	1-0	1986
Georgia State	1-1	2003	Ohio	1-0	1997	West Virginia	2-0	1996
Georgia Tech	65-11	2024	Ohio State	3-0	2024	William & Mary	4-0	2000
Grand Canyon	2-0	2017	Oklahoma	2-1	2014	Winthrop	5-0	2021
Guilford	2-0	1980	Oklahoma State	4-0	2013	Wisconsin	3-0	2018
Hampton	6-0	2017	Old Dominion	11-4	2017	Wisconsin-Green Bay	1-0	1991
Hartford	0-1	2008	Oral Roberts	1-0	2000	Wisconsin-Milwaukee	2-0	2001
Harvard	3-0	1991	Oregon	0-1	2017	Wyoming	1-0	2017
High Point	2-0	2019	Oregon State	2-1	2022	Xavier	4-1	2013
Hofstra	2-0	1989	Pacific	1-0	2004	Yale	1-0	1991
Holy Cross	4-0	2007	Peace	2-0	1980			
Houston	2-0	2007	Penn State	5-1	2007			
Houston Baptist	1-0	2009	Pennsylvania	5-0	2021			
Howard	2-0	2002	Pepperdine	2-0	2016			

BOLD denotes 2024-25 Opponent

DUKE VS. THE CONFERENCES

AMERICA EAST

Opponent	GP	W	L
Albany	3	3	0
Maine	4	4	0
UMass Lowell	1	1	0
New Hampshire	1	1	0
Total	9	9	0

AMERICAN ATHLETIC

Opponent	GP	W	L
Charlotte	10	7	3
East Carolina	17	8	9
South Florida	3	3	0
Temple	7	7	0
Texas-San Ant.	1	1	0
Tulane	1	1	0
Tulsa	2	2	0
Total	41	29	12

ATLANTIC COAST

Opponent	GP	W	L
Boston College	24	18	6
California	3	2	1
Clemson	78	44	34
Florida State	54	39	15
Georgia Tech	76	65	11
Louisville	12	4	8
Miami (Fla.)	23	17	6
North Carolina	108	53	55
NC State	89	40	49
Notre Dame	22	4	18
Pittsburgh	16	16	0
SMU	1	1	0
Stanford	6	2	4
Syracuse	12	9	3
Virginia	79	44	35
Virginia Tech	38	29	9
Wake Forest	91	71	20
Total	732	458	274

ATLANTIC SUN

Opponent	GP	W	L
Austin Peay	2	2	0
Eastern Ky.	2	1	1
Florida Gulf Coast	4	3	1
Stetson	3	3	0
Total	11	9	2

ATLANTIC 10

Opponent	GP	W	L
Davidson	6	4	2
Dayton	2	1	1
Duquesne	1	1	0
George Mason	3	3	0
G. Washington	2	1	1
La Salle	1	0	1
Massachusetts	1	1	0
Rhode Island	1	1	0
Richmond	10	9	1
St. Joseph's	5	4	1
VCU	7	6	1
Total	39	31	8

BIG EAST

Opponent	GP	W	L
Connecticut	17	3	14
DePaul	4	2	2
Georgetown	4	4	0
Marquette	5	5	0
Providence	4	3	1
Seton Hall	6	4	2
St. John's	3	3	0
Villanova	3	2	1
Xavier	5	4	1
Total	51	30	21

BIG SKY

Opponent	GP	W	L
Eastern Wash.	1	1	0
Idaho	1	1	0
Idaho State	1	1	0
Montana	1	1	0
Sacramento St.	1	1	0
Total	5	5	0

BIG SOUTH

Opponent	GP	W	L
Charleston So.	5	5	0
Gardner-Webb	1	1	0
High Point	4	2	2
Longwood	2	2	0
Presbyterian	2	2	0
Radford	3	3	0
UNC Asheville	9	9	0
USC Upstate	2	2	0
Winthrop	5	5	0
Total	33	31	2

BIG TEN

Opponent	GP	W	L
Illinois	3	0	3
Iowa	2	2	0
Maryland	81	41	40
Michigan	4	4	0
Michigan State	3	2	1
Minnesota	2	1	1
Nebraska	2	1	1
Northwestern	3	1	2
Ohio State	3	3	0
Oregon	1	0	1
Penn State	6	5	1
Purdue	9	6	3
Rutgers	6	4	2
USC	6	6	0
UCLA	3	2	1
Washington	3	0	3
Wisconsin	3	3	0
Total	260	81	59

BIG 12

Opponent	GP	W	L
Arizona State	1	1	0
Baylor	1	0	1
BYU	3	3	0
Cincinnati	1	0	1
Colorado	2	0	2
Houston	2	2	0
Iowa State	3	3	0
Kansas	1	1	0
Kansas State	1	1	0
Oklahoma State	4	4	0
TCU	2	2	0
Texas Tech	2	2	0
Utah	1	1	0
West Virginia	2	2	0
Total	27	23	4

BIG WEST

Opponent	GP	W	L
CSU-Bakersfield	1	1	0
Long Beach State	1	1	0
Total	2	2	0

COASTAL ATHLETIC

Opponent	GP	W	L
Campbell	9	3	6
Charleston	1	1	0
Delaware	1	1	0
Elon	9	5	4
Hampton	6	6	0
Hofstra	2	2	0
Monmouth	1	1	0
N.C. A&T	3	3	0
UNC Wilmington	13	11	2
Northeastern	2	2	0
Stony Brook	1	1	0
William & Mary	4	4	0
Total	52	40	12

CONFERENCE USA

Opponent	GP	W	L
Florida Int'l	2	1	1
Jacksonville St.	1	1	0
Liberty	6	6	0
Louisiana Tech	2	2	0
Middle Tenn. St.	1	1	0
Western Ky.	5	5	0
Total	17	16	1

HORIZON LEAGUE

Opponent	GP	W	L
Cleveland St.	1	1	0
Detroit Mercy	3	3	0
Green Bay	1	1	0
Milwaukee	2	2	0
Total	7	7	0

IVY LEAGUE

Opponent	GP	W	L
Columbia	1	1	0
Dartmouth	1	1	0
Harvard	3	3	0
Pennsylvania	5	5	0
Princeton	3	3	0
Yale	1	1	0
Total	14	14	0

METRO ATLANTIC

Opponent	GP	W	L
Canisius	1	1	0
Fairfield	2	2	0
Iona	2	2	0
Manhattan	6	5	1
Marist	3	3	0
Quinnipiac	1	1	0
Rider	1	1	0
Siena	1	1	0
Total	17	16	1

MID-AMERICAN

Opponent	GP	W	L
Ball State	3	3	0
Bowling Green	1	1	0
Buffalo	1	1	0
Central Michigan	1	1	0
Kent State	2	2	0
Miami (Ohio)	1	1	0
Northern Illinois	1	1	0
Ohio	1	1	0
Toledo	5	4	1
Total	16	15	1

MID-EASTERN

Opponent	GP	W	L
Coppin State	1	1	0
Howard	2	2	0
Md.-East. Shore	1	1	0
Morgan State	1	1	0
Norfolk State	1	1	0
N.C. Central	9	6	3
Total	15	12	3

MISSOURI VALLEY

Opponent	GP	W	L
Belmont	1	1	0
Drake	1	1	0
Illinois State	1	1	0
Indiana State	2	2	0
Missouri State	1	0	1
Murray State	1	1	0
Southern Illinois	1	1	0
Valparaiso	1	1	0
Total	9	8	1

MOUNTAIN WEST

Opponent	GP	W	L
Colorado State	1	1	0
San Diego State	2	2	0
San Jose State	1	1	0
UNLV	2	2	0
Wyoming	1	1	0
Total	7	7	0

NORTHEAST CONFERENCE

Opponent	GP	W	L
Wagner	2	2	0
Total	2	2	0

OHIO VALLEY

Opponent	GP	W	L
UT Martin	1	1	0
Total	1	1	0

PAC-12

Opponent	GP	W	L
Oregon State	3	2	1
Total	3	2	1

PATRIOT LEAGUE

Opponent	GP	W	L
American	1	1	0
Army	1	1	0
Boston U.	2	2	0
Bucknell	1	1	0
Holy Cross	4	4	0
Loyola (Md.)	3	3	0
Total	12	12	0

SOUTHEASTERN CONFERENCE

Opponent	GP	W	L
Alabama	4	3	1
Arkansas	3	2	1
Auburn	5	5	0
Florida	3	2	1
Georgia	5	5	0
Kentucky	8	6	2
LSU	5	3	2
Mississippi State	2	2	0
Missouri	1	0	1
Oklahoma	3	2	1
South Carolina	9	2	7
Tennessee	11	6	5
Texas	4	3	1
Texas A&M	7	2	5
Vanderbilt	8	5	3
Total	76	46	30

SOUTHERN CONFERENCE

Opponent	GP	W	L
East Tenn. St.	5	5	0
Furman	4	4	0
Samford	1	1	0
UNCG	13	11	2
West. Carolina	8	5	3
Total	31	26	5

SOUTHLAND CONFERENCE

Opponent	GP	W	L
Houston Baptist	1	1	0
McNeese State	1	1	0
Northwestern St.	3	2	1
Southeastern La.	1	1	0
Stephen F. Austin	2	2	0
Total	8	7	1

SOUTHWESTERN CONFERENCE

Opponent	GP	W	L
Florida A&M	1	1	0
Southern	2	2	0
Total	3	3	0

SUMMIT LEAGUE

Opponent	GP	W	L
Denver	1	1	0
Oral Roberts	1	1	0
Total	1	1	0

SUN BELT



2024-25

DUKE WOMEN'S BASKETBALL

HOME

AWAY

NEUTRAL

*ACC OPPONENT

schedule

H OCTOBER 4
COUNTDOWN
TO CRAZINESS

H NOVEMBER 4
RADFORD

A NOVEMBER 7
LIBERTY

A NOVEMBER 10
MARYLAND

H NOVEMBER 14
DAYTON

A NOVEMBER 17
SDSU

H NOVEMBER 21
BELMONT

BALL DAWGS CLASSIC
(LAS VEGAS, NV)

N NOVEMBER 25
KANSAS STATE

N NOVEMBER 27
TBD

H DECEMBER 1
COLUMBIA

SEC/ACC CHALLENGE
DECEMBER 5
SOUTH CAROLINA

H DECEMBER 8
VIRGINIA TECH*

H DECEMBER 18
WOFFORD

A DECEMBER 21
SOUTH FLORIDA



JANUARY 2
BOSTON COLLEGE * **A**

JANUARY 5
PITT * **H**

JANUARY 9
UNC * **A**

JANUARY 12
VIRGINIA * **A**

JANUARY 16
CAL * **H**

JANUARY 19
STANFORD * **H**

JANUARY 23
SMU * **A**

JANUARY 26
GEORGIA TECH * **A**

FEBRUARY 3
NC STATE * **A**

FEBRUARY 6
CLEMSON * **H**

FEBRUARY 9
MIAMI * **H**

FEBRUARY 13
WAKE FOREST * **A**

FEBRUARY 17
NOTRE DAME * **A**

FEBRUARY 20
LOUISVILLE * **H**

FEBRUARY 23
SYRACUSE * **H**

FEBRUARY 27
UNC * **H**

MARCH 2
FLORIDA STATE * **A**

MARCH 5-9
ACC TOURNAMENT

MARCH 21-APRIL 6
NCAA TOURNAMENT

2024 - 2025



DUKE WOMEN'S BASKETBALL