



DUKE MEN'S LACROSSE
MEDIA GUIDE & RECORD BOOK

2024




TABLE OF CONTENTS

MEDIA INFORMATION	IFC-4
Quickfacts	IFC
2023 Schedule	1
2023 Roster	2
2023 Roster Breakdown	3

STAFF INFORMATION	5-17
Head Coach John Danowski Bio	5-7
John Danowski Career Year-by-Year	8-10
John Danowski vs. Opponents	11
John Danowski Benchmark Victories	12
Assistant Coach Ron Caputo	13
Assistant Coach Matt Danowski	14-15
Assistant Coach Alex Ready	15
Athletic Trainer Joe Ferraro	16
Sports Performance Coach Carl Christensen	16
Equipment Manager Ben Sherrill	16
Murray Building Operations Erin Stephenson	17
Media Relations Director Meredith Rieder	17

2022 IN REVIEW	18-23
2022 Results	18
2022 Honors & Awards	19
2022 Final Statistics	20
ACC In Review	21
ACC & NCAA Statistical Rankings	21
Duke Miscellaneous Statistics	22
Category Leaders	23

DUKE TRADITION	24-31
USILA All-America	24-25
National Award Winners	25
All-ACC	25-26
ACC All-Tournament	26
NCAA All-Tournament	26
North-South Game Participants	26-27
Academic Awards	27
ACC Annual Statistical Leaders	28
Duke in International Lacrosse	29
Duke in Professional Lacrosse	30
Duke Hall of Fame	31

DUKE RECORDS	32-51
Duke Career Records	32
Duke Single Season Records	33
Duke Single Game Records	34
Duke Team Records	34
Duke in ACC Records Book	34
Duke in NCAA Records Book	35
All-Time ACC Tournament Results	35-36
Duke ACC Tournament Records	37
Duke in the ACC Tournament Records Book	38-39
Duke in the NCAA Tournament	40-41
Duke NCAA Tournament Individual Records	42-43
Duke NCAA Tournament Team Records	44
NCAA Tournament Scoring Records	45
2010 National Championship Recap	46-47
2013 National Championship Recap	48-49
2014 National Championship Recap	50-51

DUKE HISTORY	52-102
Duke All-Time Captains	52-53
Duke All-Time Letterwinners	54-58
Duke All-Time Roster by Number	59-64
Duke Captains by Number	65-66
Duke All-Time History	67
Duke ACC Regular Season History	68-72
Duke Year-by-Year Results	73-80
Duke versus USILA Top 20	81-85
All-Time Opponent Series Results	86
Opponent by Opponent Series	87-94
Duke in One-Goal Games	95-96
Duke in Overtime Games	96
Duke in Februrary	97
Duke in March	97-100
Duke in April	100-103
Duke in May	103-104

GENERAL INFORMATION

Name of SchoolDuke University
 CityDurham, N.C.
 Founded1838 Trinity College
 Enrollment6,484
 ColorsRoyal Blue & White
 Nickname.....Blue Devils
 Conference.....Atlantic Coast
 Affiliation.....NCAA Division I
 President.....Vincent Price
 Vice President & Director of AthleticsKevin White
 Athletics Web sitewww.GoDuke.com
 Ticket Office.....(919) 681-BLUE

HISTORY

First Year of Men's Lacrosse1938
 All-Time Record.....613-435-1 (66-135 ACC)
 NCAA Appearances/Last24/2021
 Last Postseason OpponentMaryland
 Result.....L, 5-14 (NCAA Semifinal)

COACHING STAFF

Head Coach.....John Danowski
 Alma Mater.....Rutgers '76
 Career Record/Years443-210/40
 Duke Record/Years224-71/16
 Assistant Coach.....Ron Caputo
 Alma Mater.....Scranton '91
 Assistant Coach.....Matt Danowski
 Alma Mater.....Duke '07
 Volunteer Assistant Coach.....Alex Read
 Alma Mater.....Denver '19
 Athletic Trainer.....Joe Ferraro

TEAM INFORMATION

2023 Team CaptainsKenny Brower, Tyler Carpenter,
Wilson Stephenson, Dyson Williams
 2022 Record.....11-6
 Home/Away/Neutral8-2/2-3/1-1
 2022 ACC Record/Finish3-3/3rd
 2022 ACC TournamentNA
 2022 NCAA TournamentN/A

STADIUM INFORMATION

Stadium.....Koskinen Stadium
 Surface.....Natural Grass
 Capacity.....4,000

SPORTS INFORMATION

Associate Director (lacrosse contact)Meredith Rieder
 Rieder Office Phone(919) 684-3328
 Rieder Cell Phone.....(919) 812-6741
 Rieder Emailmeredith.rieder@duke.edu
 SID Fax(919) 684-2489
 SID Address.....Box 90557, Durham, NC 27708
 Overnight115 Cameron Indoor Stadium
Durham, NC 27708
 Duke websitewww.GoDuke.com



2024 SCHEDULE

Saturday	February 3	BELLARMINE	Durham, N.C.	12 p.m.
Saturday	February 10	at High Point	High Point, N.C.	7 p.m.
Saturday	February 17	SAINT JOSEPH'S	Durham, N.C.	12 p.m.
Saturday	February 24	JACKSONVILLE	Durham, N.C.	4 p.m.
Friday	March 1	PENN	Durham, N.C.	1 p.m.
Sunday	March 3	PRINCETON	Durham, N.C.	4 p.m.
Saturday	March 9	at Loyola	Baltimore, Md.	7 p.m.
Wednesday	March 13	PROVIDENCE	Durham, N.C.	6 p.m.
Saturday	March 16	at Richmond	Richmond, Va.	7 p.m.
Saturday	March 23	vs. Denver	Baltimore, Md.	12 p.m.
Wednesday	March 27	BOSTON UNIVERSITY	Durham, N.C.	5 p.m.
Saturday	April 6	at Notre Dame *	Notre Dame, Ind.	4 p.m.
Saturday	April 13	VIRGINIA *	Durham, N.C.	12 p.m.
Saturday	April 20	NORTH CAROLINA *	Durham, N.C.	12 p.m.
Saturday	May 27	at Syracuse *	Syracuse, N.Y.	12 p.m.

* ACC Contest | All Times Eastern

NUMERICAL ROSTER

NO.	NAME	POS.	HT.	WT.	CL.	HOMETOWN/LAST SCHOOL
0	Griffen Rakower	G	6-1	180	Gr.	Pleasantville, N.Y. (Bryram Hills) (Princeton)
1	Charles Balsamo	M	5-9	175	So.	Manhasset, N.Y. (Chaminade)
2	Andrew McAdorey	A	5-9	190	Jr.	Manorville, N.Y. (St. Anthony's)
3	Cameron Henry	D	6-4	215	Gr.	Marietta, Ga. (McCallie School)
4	Mike Swirbalus	M	5-11	185	Gr.	Westwood, Mass. (St. Sebastian's School)
5	Henry Bard	D	6-3	190	So.	Wynnewood, Pa. (Lower Merion)
6	Jake Caputo	SSDM	5-11	185	Gr.	Holly Springs, N.C. (Middle Creek)
7	Will Frisoli	LSM	5-10	170	Gr.	Westwood, Mass. (St. Sebastian's School)
8	Jack Pappendick	M	6-2	185	So.	Cambridge, Mass. (Buckingham Browne & Nichols)
9	Luke Engelke	FO	6-2	180	So.	Westfield, N.J. (The Pingry School)
11	Keith Boyer	D	5-11	180	Jr.	Yorktown Heights, N.Y. (Yorktown)
12	Charlie O'Connor	SSDM	6-2	210	Sr.	Fairfax, Va. (Paul VI)
13	Alex Slusher	A/M	5-9	180	Gr.	Portland, Ore. (Oregon Episcopal) (Princeton)
14	Brock Gonzalez	M	6-5	250	Gr.	Plantation, Fla. (St. Thomas Aquinas) (Amherst)
15	Max Sloat	A	6-2	190	So.	San Mateo, Calif. (Sacred Heart)
16	Liam McLane	A	6-1	175	Jr.	Harrison, N.Y. (Taft School)
17	Colin McLane	M	6-2	175	Fr.	Harrison, N.Y. (Taft School)
18	Henry White	M	5-11	170	So.	Richmond, Va. (St. Christopher's)
19	Benn Johnston	M	6-1	195	Fr.	Lake Forest, Ill. (Avon Old Farms)
20	Jack Gray	SSDM	6-1	190	Jr.	San Rafael, Calif. (Culver Academy)
21	AJ Delgado	M	6-3	180	Gr.	Riverside, Conn. (Brunswick School)
23	Aidan Maguire	SSDM	6-3	205	So.	Hingham, Mass. (St. Sebastian's)
24	Charlie Johnson	D	6-1	200	So.	Greenwich, Conn. (Brunswick)
25	Petey Malitas	A	5-11	165	So.	Jenkintown, Pa. (William Penn Charter School)
26	Reed Landin	M	6-2	195	Jr.	Dallas, Texas (Episcopal School of Dallas)
27	Connor Drake	M	5-11	195	Gr.	Wilton, Conn. (Salisbury School)
28	Evan Barr	G	6-3	190	Sr.	Somerville, N.J. (Somerville)
29	Kenny Brower	D	6-2	215	Gr.	Massapequa, N.Y. (Massapequa)
30	Stephen Finnell	M	6-1	195	Fr.	Garden City, N.Y. (Garden City)
31	Jack Kiefer	D	6-3	190	Fr.	Denver, Colo. (Cherry Creek)
32	Patrick Jameison	G	6-1	190	Fr.	Devon, Pa. (Episcopal)
33	Tyler Carpenter	LSM	5-11	175	Gr.	Durham, N.C. (Salisbury School)
34	Brennan O'Neill	A	6-2	225	Sr.	Bay Shore, N.Y. (St. Anthony's)
35	Ryan Mackenzie	M	6-2	205	Sr.	Syracuse, N.Y. (Christian Brothers Academy)
36	Tomas Delgado	M	6-0	195	Fr.	Riverside, Conn. (Brunswick School)
37	Mac Christmas	LSM	6-4	200	Fr.	Bethesda, Md. (McDonogh)
38	Preston Whitehurst	D	6-2	185	So.	Annapolis, Md. (Phillips Academy Andover)
39	Zach Jepson	D	6-5	205	So.	Bend, Ore. (Avon Old Farms)
41	Cal Girard	FO			Fr.	Manhasset, N.Y. (Manhasset)
42	Brodie Taweel	G	5-10	190	Jr.	Atherton, Calif. (Sacred Heart Preparatory)
43	Vincent Fowler	LSM	5-11	195	Jr.	Wantagh, N.Y. (Chaminade)
44	Jake Wilson	D	6-2	205	Jr.	Shoreham Wading River, N.Y. (Shoreham Wading River)
48	William Helm	G	6-3	195	Gr.	Loudonville, N.Y. (St. Lawrence)
50	Beck Anderson	SSDM	5-11	170	So.	Palo Alto, Calif. (Sacred Heart Prep)
51	Dyson Williams	A	6-2	210	Gr.	Oshawa, Ontario (The Hill Academy)
55	Grant Mitchell	M	6-1	205	Gr.	Baltimore, Md. (Calvert Wall)
56	Jake Naso	FO	5-9	185	Sr.	Melville, N.Y. (St. Anthony's)
66	Cole Krauss	LSM	6-2	205	Sr.	Boonton, N.J. (Delbarton School)
77	Michael Grogan	D/LSM	5-9	190	Gr.	Lorton, Va. (Episcopal)
79	Josh Zawada	A	6-2	180	Gr.	Raleigh, N.C. (The Hill Academy)
88	Aidan Danenza	M	6-3	210	Sr.	Muttontown, N.Y. (St. Anthony's)
91	Mac Fotiades	G	6-0	200	Gr.	Needham, Mass. (St. Sebastian's) (Michigan)

ALPHABETICAL ROSTER

No.	Name	Pos.
50	Beck Anderson	D
1	Charles Balsamo	M
5	Henry Bard	LSM
28	Evan Barr	G
11	Keith Boyer	D
29	Kenny Brower	D
6	Jake Caputo	M
33	Tyler Carpenter	LSM
37	Mac Christmas	LSM
88	Aidan Danenza	M
50	AJ Delgado	M
36	Tomas Delgado	M
27	Connor Drake	M
41	Luke Engelke	FO
30	Stephen Finnell	M
91	Mac Fotiades	G
43	Vincent Fowler	M
7	Will Frisoli	D
41	Cal Girard	FO
14	Brock Gonzalez	M
20	Jackson Gray	M
77	Michael Grogan	D
48	William Helm	G
3	Cameron Henry	D
32	Patrick Jameison	G
39	Zach Jepson	M
24	Charlie Johnson	D
19	Benn Johnston	M
31	Jack Kiefer	D
66	Cole Krauss	D
26	Reed Landin	M
90	Ryan Mackenzie	M
23	Aidan Maguire	M
25	Petey Malitas	A
2	Andrew McAdorey	M
17	Colin McLane	M
16	Liam McLane	A
55	Grant Mitchell	M
56	Jake Naso	M
12	Charlie O'Connor	A
34	Brennan O'Neill	A
8	Jack Pappendick	M
0	Griffen Rakower	G
15	Max Sloat	A
13	Alex Slusher	A/M
4	Mike Swirbalus	M
42	Brodie Taweel	G
18	Henry White	M
38	Preston Whitehurst	D
51	Dyson Williams	A
44	Jake Wilson	D
79	Josh Zawada	A

Head Coach: John Danowski (Rutgers '76)

Associate Head Coach: Matt Danowski (Duke '07)

Assistant Coach: Ron Caputo (Scranton, '91)

Assistant Coach: Alex Ready (Denver '19)

2024 ROSTER BREAKDOWN

BREAKDOWN BY CLASS**GRADUATE STUDENTS**

Kenny Brower
 Jake Caputo
 Owen Caputo
 Tyler Carpenter
 AJ Delgado
 Connor Drake
 Mac Fotiades
 Will Frisoli
 Brock Gonzalez
 Michael Grogan
 William Helm
 Cameron Henry
 Grant Mitchell
 Griffen Rakower
 Alex Slusher
 Mike Swirbalus
 Henry White
 Dyson Williams
 Josh Zawada

SENIORS

Evan Barr
 Aidan Danenza
 Ryan Mackenzie
 Jake Naso
 Charlie O'Connor
 Brennan O'Neill
 Cole Krauss

JUNIORS

Keith Boyer
 Vincent Fowler
 Jackson Gray
 Reed Landin
 Andrew McAdorey
 Liam McLane
 Brodie Taweel
 Luke Waters
 Jake Wilson

SOPHOMORES

Charles Balsamo
 Henry Bard
 Jack Pappendick
 Max Sloat
 Aidan Maguire
 Charlie Johnson
 Petey Malitas
 Preston Whitehurst
 Zach Jepson
 Luke Engelke
 Beck Anderson

FRESHMEN

Tomas Delgado
 Stephen Finnell
 Cal Girard
 Patrick Jameison
 Benn Johnston
 Jack Kiefer
 Colin McLane

BREAKDOWN BY POSITION**GOALTENDER**

Evan Barr
 Mac Fotiades
 William Helm
 Patrick Jameison
 Griffen Rakower
 Brodie Taweel

DEFENSE

Beck Anderson
 Henry Bard
 Keith Boyer
 Kenny Brower
 Tyler Carpenter
 Vincent Fowler
 Will Frisoli
 Michael Grogan
 Cameron Henry
 Zach Jepson
 Charlie Johnson
 Jack Kiefer
 Cole Krauss
 Preston Whitehurst
 Jake Wilson

SSDM

Jake Caputo
 Stephen Finnell
 Jack Gray
 Aidan Maguire
 Charlie O'Connor
 Henry White

MIDFIELD

Charles Balsamo
 Owen Caputo
 Aidan Danenza
 AJ Delgado
 Tomas Delgado
 Connor Drake
 Brock Gonzalez
 Benn Johnston
 Reed Landin
 Ryan Mackenzie
 Grant Mitchell
 Colin McLane
 Jack Pappendick
 Mike Swirbalus

FACEOFF

Luke Engelke
 Cal Girard
 Jake Naso

ATTACK

Petey Malitas
 Andrew McAdorey
 Liam McLane
 Brennan O'Neill
 Max Sloat
 Alex Slusher
 Dyson Williams
 Josh Zawada

BREAKDOWN BY STATE/COUNTRY**CALIFORNIA**

Beck Anderson
 Max Sloat
 Brodie Taweel

CANADA

Dyson Williams

COLORADO

Jack Kiefer

CONNECTICUT

AJ Delgado
 Tomas Delgado
 Connor Drake
 Charlie Johnson
 Liam McLane

FLORIDA

Brock Gonzalez

GEORGIA

Cameron Henry

ILLINOIS

Benn Johnston

MARYLAND

Mac Christmas
 Grant Mitchell
 Preston Whitehurst

MASSACHUSETTS

Mac Fotiades
 Will Frisoli
 Aidan Maguire
 Jack Pappendick
 Mike Swirbalus

NEW JERSEY

Evan Barr
 Cole Krauss

NEW YORK

Charles Balsamo
 Keith Boyer
 Kenny Brower
 Aidan Danenza
 Cal Girard
 Vincent Fowler
 William Helm
 Ryan Mackenzie
 Andrew McAdorey
 Colin McLane
 Liam McLane
 Jake Naso
 Brennan O'Neill
 Griffen Rakower
 Jake Wilson

NORTH CAROLINA

Owen Caputo
 Tyler Carpenter
 Josh Zawada

OREGON

Zach Jepson
 Alex Slusher

PENNSYLVANIA

Henry Bard
 Patrick Jameison
 Petey Malitas

TEXAS

Reed Landin

VIRGINIA

Michael Grogan
 Henry White
 Charlie O'Connor



JOHN DANOWSKI

Cemented as one of the top coaches in college lacrosse history, John Danowski has led the Duke men's lacrosse team to unprecedented success and placed himself at the top of the Division I men's lacrosse wins list. Danowski was introduced as Duke's eighth head men's lacrosse coach on July 21, 2006, and quickly led the Blue Devils to some of the most successful lacrosse seasons in school history and ultimately to three NCAA Championships in a span of five seasons.

In Danowski's 17 years at the helm of the Duke lacrosse program, he has compiled an impressive 240-74 record in leading Duke to nine ACC regular season titles and four ACC tournament titles, 12 appearances in the NCAA semifinals, including eight straight from 2007-14, six in the NCAA title match and ultimately to the 2010, 2013 and 2014 national titles. The 2014 NCAA crown put Danowski, a winner of a record 459 career games, among a small group of nine coaches to win three national titles and among eight to capture consecutive crowns. Meanwhile, Duke's run of eight straight NCAA semifinals rank as the second most of any program since 2000 with Syracuse. In 2019, Danowski became the first Division I lacrosse coach and only the third across all three divisions to amass 400 career wins when Duke beat Furman 17-9 to start the 2019 campaign. He currently stands at 459-213 in his 41 seasons of coaching.

A winner of nearly 80 percent of his games at Duke, the individual awards Blue Devil players have garnered is equally impressive. In 17 seasons, Danowski mentored 100 All-America selections, 63 All-ACC choices, three Tewaaron Trophy winners, two USILA Outstanding Players of the Year, a pair of USILA Attackman of the Year honorees, two USILA Defensemen of the Year, three USILA Midfielder of the Year award recipients and 35 USILA Scholar All-America picks.

While the success on the field is unsurpassed in Duke lacrosse history, the student-athletes excellence in the classroom also is unrivaled. The Blue Devils consistently lead the ACC in All-ACC Academic picks as well as players on the ACC Academic Honor Roll. In 2023, every member of the team finished the academic year with at least a 3.0 grade point average.

DANOWSKI COACHING FILE

COACHING HISTORY

Career Record

459-213 (41 seasons)

Duke University

Head Coach - 2007-present

Record at Duke - 240-74

Hofstra University

Head Coach - 1986-2006

Record at Hofstra - 192-123

Long Island University-C.W. Post

Head Coach - 1983-85

Record at LIU - 27-16

PLAYING HISTORY

Rutgers University - 1972-76

Four-year letterwinner

NCAA Tournament - 1973-74

Ranks 2nd all-time in assists (120) and 8th in points (177)

COACHING HONORS

2014 IMCLA Howdy Myers Man of the Year

2013 IMCLA Howdy Myers Man of the Year

2014 NCAA Champions

2013 NCAA Champions

2010 NCAA Champions

2010 USILA Division I National Coach of the Year

1993 NCAA Division I National Coach of the Year

Fourteen Conference Championships*

- ACC (2007, '08, '09, '12, '21, '23)

- CAA (2006)

- America East (1997, '98, 2000)

- North Atlantic Conference (1995, '96)

- East Coast Conference (1988, '89)

Eight Conference Coach of the Year Awards

- ACC Coach of the Year (2007, '11, '12, '23)

- CAA Coach of the Year (2002, '06)

- North Atlantic Conference (1995, '96)

Four Tewaaron Trophy Award recipients

- Doug Shanahan [Hofstra] (2001)

- Matt Danowski (2007)

- Ned Crotty (2010)

- Brennan O'Neill (2023)

One Hundred and Thirty-Four All-America Honors

- 34 with Hofstra - 100 with Duke*

Nineteen Conference MVPs

- Nine at Hofstra, 10 at Duke*

153 All-Conference Selections

- 90 at Hofstra, 63 at Duke*

* Awards not distributed in 2020 due to cancellation of the season because of the COVID-19 pandemic

Taking Duke and Himself to the Top

Cemented as one of the top coaches in college lacrosse, John Danowski has led the Duke men's lacrosse team to unprecedented success and himself to the top of the Division I men's lacrosse wins list during his tenure in Durham. Danowski was introduced as Duke's eighth head men's lacrosse coach July 21, 2006 and quickly led the Blue Devils to some of the most successful lacrosse seasons in school history and ultimately to three NCAA Championships - 2010, 2013 and 2014.

In Danowski's 17 years at the helm of the Blue Devils lacrosse program, he has compiled an impressive 240-74 record in leading Duke to nine ACC regular season titles, four ACC tournament titles, 12 appearances in the NCAA semifinals, including eight straight from 2007-14, six in the NCAA title match and ultimately to the 2010, 2013 and 2014 national titles.

The 2014 NCAA crown put Danowski among a small group of nine coaches to win three national titles and among eight to capture consecutive crowns. Meanwhile, Duke's run of eight straight NCAA semifinals rank as the second most of any program since 2000 with Syracuse.

In 2019, Danowski made history by becoming the first Division I head coach and only the third across all three divisions to reach 400 career wins when Duke beat Furman 17-9. He currently ranks third all-time among all NCAA lacrosse coaches in the sports history.

Breaking Through for the First

After three straight trips to Championship Weekend, which included a runner-up finish in 2007, the Blue Devils broke through for their first NCAA Men's Lacrosse title in 2010 in dramatic fashion. On the heels of Max Quinzani's last-second goal that pushed Duke past Virginia 14-13, the championship game against Notre Dame was a much lower scoring affair as the two teams slogged their way to a 5-5 score after 60 minutes. Tension was high as CJ Costabile lined up at the faceoff X to start the sudden victory overtime. The talented long pole, won the draw, raced straight down the field and fired a shot past the Notre Dame goalie all in a span of five seconds to give Duke its first championship.

Going Back to Back

The Blue Devils, a regular at Championship Weekend, accomplished a feat few programs had done in NCAA men's lacrosse history - they went back-to-back.

Duke struggled in the first month of the 2013 season, starting 2-4 with the two wins against Jacksonville and Mercer. Dropping out of the top 25, the Blue Devils started to right the ship with a 9-8 victory over Loyola and rattled off nine straight wins before falling in the ACC semifinal to North Carolina.

Refocused, Duke edged Loyola in double overtime in the NCAA opening round and rode that momentum all the way to Memorial Day to vie for a second title. Syracuse jumped out to a 5-0 lead, but the combination of Brendan Fowler's dominance at the faceoff X and Jordan Wolf on attack sent the Blue Devils on a 12-1 run en route to a 16-10 triumph.

Danowski's coaching job in 2013 did not go unnoticed as he was voted the IMCLA Howdy Myers Man of the Year as well as one of five nominees for that year's Coach of the Year ESPY.

Returning a battle-tested group, the 2014 season was much less dramatic as Duke compiled a 17-3 record and a third NCAA title. The Blue Devils lost a couple of early season games, but thrived on the next man up mentality as injuries compounded down the stretch. Duke, after suffering another ACC semifinal loss, cruised to the semifinals with 20-9 and 19-11 victories.

The Blue Devils remained in full control at Championship Weekend, with a 15-12 win over Denver and an 11-9 triumph against Notre Dame - a game that was not as close as the score might indicate.

Danowski became the eighth coach in NCAA Division I history to win consecutive crowns, while Duke became the first back-to-back champions since Syracuse in 2008 and 2009 and just the second school to do so since 2000. Duke is one of six programs to win at consecutive titles since the first one was awarded in 1971. Danowski is currently one of three active coaches to be able to lay claim consecutive NCAA crowns to his name.

Missing the Tournament and Coming Back Stronger

The Blue Devils, finishing the 2023 season with an 11-6 overall record and a final RPI of nine, were not among the 16 teams selected to the NCAA Tournament. The streak of 14 consecutive berths into the postseason came to an end.

The absence was short as Duke returned to the top of the sport in 2023, climbing to No. 1 midway through the season and winning the ACC title. The Blue Devils advanced to the NCAA Championship game before falling to a seasoned Notre Dame squad.

Led by the efforts of Duke's attack trio of Brennan O'Neill, Dyson Williams and Andrew McAdurey, the Blue Devils ranked fifth nationally in scoring offense. On the other end of the field, first-team All-American Kenny Brower anchored the close defense that finished second in the ACC with a 10.89 goals against average.

Coaching Through a Unique and Unprecedented Time

The 2020 season certainly had its ups and downs on the field during the first month of the campaign as the Blue Devils lost to Air Force to start the year, but beat Denver on the road two weeks later. Duke was starting to hit its stride during spring break when everything changed. It was just a matter of hours really as the team lined up for the team photo and then moments later the players learned the season had been postponed and eventually canceled in the ensuing weeks.

Through it all, Danowski did his best to continue coaching and leading this group of young men virtually. He organized team meetings where he would bring in different speakers from all areas - sports, business, academics, etc.

In addition, Danowski joined forces with Duke's Director of Sports Psychology Greg Dale and created a virtual program called "The Art of Coaching". The pair discussed everything that goes into coaching and team building, leadership and beyond. It grew to bring on special guest coaches from Duke as well as other Division I head coaches.

When the Blue Devils returned to campus in the fall of 2020 life was anything but normal as COVID-19 restrictions were in place to allow Duke to return to play. However, Danowski and his staff made the most of it and worked towards creating a great experience in the fall with the creation of the Duke Outdoor Lacrosse League. The players picked teams and they battled each other in intrasquad scrimmages at the end of every week and then convened on the field after for an outdoor meal in order to develop more team chemistry.

Danowski and the Blue Devils navigated all of the ups and downs that came along the way of a season during the spring and clinched a share of the ACC title. Players stepped in when others were sidelined due to a positive COVID-19 test or any other injury and the Blue Devils went on to earn a spot at Championship Weekend.

Mentoring the Best

A winner of nearly 80 percent of his games at Duke, the individual awards Blue Devil players have garnered is equally impressive. In 17 seasons, Danowski has mentored 100 All-America selections, 53 All-ACC choices, 19 ACC major award winners, three Tewaaraton Trophy winners, two different USILA Most Outstanding Player

award winner, a pair of USILA Attackman of the Year honorees, two USILA Defenseman of the Year awards, three USILA Midfielder of the Year award recipients and 35 USILA Scholar All-America picks.

Duke's 100 All-America picks under Danowski are the most of any program since 2007. Under Danowski, three Blue Devils, Matt Danowski in 2007, Ned Crotty in 2010 and Brennan O'Neill in 2023 have won the coveted Tewaaraton Award. Overall, the veteran head coach has mentored four Tewaaraton Award recipients with Doug Shanahan of Hofstra winning the inaugural trophy in 2001.

He is one of two coaches to have coached four winners of the prestigious honor and one of three to have at least two players in the elite fraternity. Duke has had 12 finalists for the award since 2007, the most of any program. In all, Danowski has coached 14 Tewaaraton Award finalists.

In addition to the three Tewaaraton Award winners, Danowski has mentored two overall Player of the Year honorees, three different Attackman of the Year winners, three national Midfielder of the Year honors and two National Defenseman of the Year accolades. Thirteen Blue Devils have garnered an ACC Player of the Year award under Danowski. Few programs across the country can claim to such dominance both in conference and nationally.

Overall in his 40-plus years coaching career, Danowski has coached 134 All-Americans, 20 conference MVPs and 153 all-conference choices.

NCAA DI WINNINGEST COACHES			
WINNING PERCENTAGE (ACTIVE)			
Coach, School	W	L	Pct.
1. John Tillman, Maryland	190	65	.745
2. Mike Daly, Brown	286	123	.699
Ben DeLuca, Delaware	93	40	.699
4. John Danowski, Duke	459	213	.683
5. Kevin Corrigan, Notre Dame	345	174	.665
6. Lars Tiffany, Virginia	193	99	.661
7. Charley Toomey, Loyola	177	93	.656
8. Jeff Tambroni, Penn St.	216	117	.649
9. Andy Shay, Yale	177	101	.637
10. Joe Breschi, North Carolina	244	141	.634

WINS (ACTIVE)			
Coach, School	W	L	
1. John Danowski, Duke	459	213	
2. Kevin Corrigan, Notre Dame	345	174	
3. Mike Daly, Brown	286	123	
4. Joe Breschi, North Carolina	244	141	
5. Greg Cannella, Massachusetts	241	167	
6. Jeff Tambroni, Penn State	216	117	
7. Scott Marr, Albany	205	151	
8. Lars Tiffany, Virginia	193	99	
9. John Tillman, Maryland	190	65	
10. Charley Toomey, Loyola	177	93	

WINNINGEST COACHES ALL-TIME (BY WINS)				
Coach, School	Yrs.	W	L	T
1. *John Danowski	41	459	213	0
2. Bill Tierney	39	439	152	0
3. Mike Pressler	38	382	205	0
4. Dom Starsia	34	375	149	0
5. David Urick	33	345	129	0
6. *Kevin Corrigan	37	345	174	0
7. Bob Shillinglaw	42	334	320	0
8. Jack Emmer, Cortland	36	326	184	0
9. Dick Garber	36	300	141	3
10. Glenn Thiel	41	299	216	0

* Active coach

Coaching Honors

The honors haven't been unique to Danowski's players. He has garnered countless awards for his success on the sidelines. The first of Danowski's major coaching awards came in 1993 when he was selected as the NCAA Division I National Coach of the Year after leading Hofstra to its first NCAA Tournament since 1978. The Pride finish the season with a 10-6 overall record and No. 11 national ranking after advancing to the NCAA quarterfinals.

He collected four conference coach of the year awards during his time at Hofstra, being recognized as the top coach in the North Atlantic Conference in 1995 and 1996. Danowski garnered Colonial Athletic Association Coach of the Year accolades in 2002 and again in 2006 prior to being hired to lead the Blue Devils.

He also is a three-time winner of the Joseph "Frenchy" Julien Sportsmanship Award (1988, 1989 & 1994) presented by the Metropolitan New York Officials Association and received the James Adams Sportsmanship Award from the National Intercollegiate Lacrosse Officials Association in 1994. Amidst his time at Hofstra and with four conference coach of the year honors to his credit, Danowski was inducted into the Long Island Lacrosse Hall of Fame in 2001.

Danowski left his mark on the ACC immediately upon arrival at Duke, leading the Blue Devils to the ACC title and the ACC Coach of the Year award. He was voted as the top coach by his ACC peers again in 2011, 2012 and 2023.

On the national landscape, Danowski's efforts in guiding Duke to its first NCAA title in 2010 earned him the USILA National Coach of the Year award. One of the most admired leaders in the sport, he was voted the IMCLA Howdy Myers Man of the Year, presented to the coach who has contributed to the game of lacrosse in a capacity over and above the normal efforts and in so doing, has shown unselfish and untiring devotion to the game, in 2013 and 2014.

Duke in the Classroom and Beyond

While the success on the field is unsurpassed in Duke lacrosse history, the student-athlete's excellence in the classroom also is unrivaled. The Blue Devils consistently lead the ACC in All-ACC Academic picks as well as players on the ACC Academic Honor Roll. In 2023, every single member of the team finished the academic year with at least a 3.0 - and 36 who earned at least a 3.5 GPA. The team recorded a 3.58 team GPA in the spring of 2023 and has never had a team GPA below 3.0 in any semester.

Education has been a cornerstone in Danowski's life, as he started his career as a teacher and was raised by educators, and he encourages his players to always continue learning. They have followed suit as 85 Blue Devils since 2007 have gone on to earn at least one advanced degree after garnering an undergraduate degree at Duke. Whether it is a master's degree from Duke's Fuqua School of Business, medical or law school, the learning off the lacrosse field is paramount to being a Duke Blue Devil.

Duke in the Pros

The success on the lacrosse field doesn't stop in Durham as Blue Devils have gone on to excellent careers at the next level in Major League Lacrosse and now the Premier Lacrosse League. Forty-three Blue Devils have been selected in either the MLL or PLL draft since 2008. Five have won MLL major awards and five different Blue Devils have won MLL titles. Most recently, CJ Costabile became the first Blue Devil to win both an MLL and a PLL title in his professional career.

Ned Crotty was the first Blue Devil to be drafted No. 1, while Myles Jones followed suit in 2016. Overall, 10 Blue Devils have been chosen in the top five of the MLL draft. Brad Smith, was Duke's first selection in the inaugural PLL draft as the No. 9 pick.

Team USA

In November of 2016, U.S. Lacrosse announced Danowski as the next coach to lead Team USA as it prepared for the 2018 Federation of International Lacrosse (FIL) Championship. Danowski quickly went to work in establishing a culture and coaching some of the world's best players. He was faced with the arduous task of putting the U.S. back on top after a loss to Canada in 2014.

In a testament to what Danowski has built during his time at Duke, eight former Blue Devils were among the 49 selected out of the pool of 71 to vie for a spot on the World Championship roster and ultimately four Duke players - Ned Crotty, Matt Danowski, Will Haus and Jordan Wolf - donned the Team USA jersey in July of 2018.

After nearly two years of working and building the U.S. team in his vision, Danowski headed East to Israel in search of gold. The Red, White and Blue worked their way through pool play with relative ease and earned the top seed in the knockout round where it beat Australia in the semifinal.

The rematch with Canada in the gold medal game did not disappoint as the United States jumped out to an early lead before Canada roared back in front. The back and forth continued in the second half with former Blue Devil Will Haus and the U.S. defense digging in and holding Canada to just two goals in the final two quarters. The Canadians took an 8-7 lead with five minutes left, but the resilient U.S. squad tied it 8-8 and then with one second left after a Danowski-called timeout Tom Schreiber threw in the winner for the victory.

His success on the international stage led U.S. Lacrosse to make an unprecedented decision in keeping Danowski at the helm for a second term. He is the first coach in the history of the U.S. men's program to serve more than one term.

Danowski stayed the course with the United States and five years later, the U.S. Men's National Team captured gold once again with a thrilling victory over Canada. In true Danowski fashion, he created a team out of a collection of immensely talented individuals. Three Blue Devils suited up in the red, white and blue - JT Giles-Harris, Brennan O'Neill and Michael Sowers - and were instrumental in the team's success. O'Neill, the lone collegiate player on the team, was named the tournament's Most Valuable Player for his 20 points over the course of the tournament. He had five goals in the gold medal victory.

In addition to Danowski's success in coaching the United States, Blue Devils have fared well individually. Crotty has been on three national teams, winning gold in 2010 and 2018. Matt Zash joined Crotty on the 2010 team with former Blue Devil Kevin Cassese, while Dave Lawson wore the stars and stripes in 2014. In addition, 10 Blue Devils since 2008 have played in the U19/U21 World Championships with Team USA.

Prior to Duke

The Danowski era at Hofstra produced 34 USILA All-America selections, including first-team choices Brian Spallina (2000), Doug Shanahan (2001), Nicky Polanco (2002), Brett Moyer (2006) and Chris Unterstein (2006). In addition, Shanahan was the of the Tewaaron Trophy winner as the nation's top player in 2001.

In addition, Hofstra has sent 30 players to the annual North-South All-Star Game since 1986, with Shanahan (2001) and Moyer (2006) earning game MVP honors. Former Hofstra standout Blake Miller, a member of the 1998 United States squad that captured the world title and the 2004 MLL Offensive Player of the Year, Polanco and Shanahan played for the United States squad at the 2006 International Lacrosse Federation World Championships in Ontario, Canada. Polanco was a two-time MLL Defensive Player of the Year (2004 & 2005) while Shanahan was the MVP of the 2002 ILF World Championships in Perth, Australia.

Overall, Danowski finished with a 192-123 record in his 21 seasons with the Pride. He was named the conference coach of the year four times and won the 2006 CAA title en route to the NCAA quarterfinals.

Danowski spent three seasons as the head coach at Long Island University-C.W. Post, helping the Pioneers to a 27-16 (.628) ledger from 1983-85. He received his start in coaching in 1982 as an assistant coach at LIU-C.W. Post in 1982.

As a Scarlet Knight

A 1976 graduate of Rutgers University where he earned a Bachelor of Science degree in environmental science/education, Danowski was a four-year letterman in lacrosse and continues to hold several Scarlet Knight records. He established school single-game records for assists (13 vs. Penn State, 1973) and total points (14 vs. Penn State, 1974) and a single-season standard for assists with 54 in 1973.

He currently ranks second on Rutgers' all-time list for assists (120) and is eighth in total points (177). Danowski, who helped the Scarlet Knights to NCAA Tournament appearances in 1973 and 1974, was a three-time recipient of the program's Sasser Award, an honor presented annually to the team's leader in assists. Born March 12, 1954 in Bronxville, N.Y., Danowski went on to earn a master's degree in counseling/college student development from LIU-C.W. Post in 1978.

Family History

Danowski's father, Ed, was an All-America halfback on the gridiron at Fordham in 1932 and 1933 who later starred for the New York Giants in the National Football League. The elder Danowski led the NFL in passing in 1935 and 1938, earning All-NFL honors in both of those seasons, and guided the Giants to league championships in 1934 and 1938. He later served as the head football coach at his alma mater from 1946-54.

Personal

Danowski and his wife, Patricia, have two children, Kate, a former lacrosse letterwinner and 2005 graduate of Quinnipiac University, and Matt, a 2008 Duke graduate and former captain of the lacrosse program, and five grandchildren.

DANOWSKI YEAR-BY-YEAR HISTORY

YEAR	SCHOOL	RECORD	ACHIEVEMENTS
1983	LIU-C.W. Post	9-6	
1984	LIU-C.W. Post	6-7	
1985	LIU-C.W. Post	12-3	Ranked as high as No. 4 nationally Final national ranking: 12
1986	Hofstra	4-9	
1987	Hofstra	7-9	
1988	Hofstra	12-3	East Coast Conference champions Career Win No. 50: Hofstra 7, Princeton 3 (May 14, 1988) Final national ranking: 13
1989	Hofstra	11-4	East Coast Conference champions Final national ranking: 14
1990	Hofstra	9-5	North-South All-Star Game assistant coach Final national ranking: 19
1991	Hofstra	7-7	Final national ranking: 14
1992	Hofstra	4-9	
1993	Hofstra	10-6	NCAA Division I National Coach of the Year NCAA Tournament (Quarterfinals) Final national ranking: 11
1994	Hofstra	6-7	Final national ranking: 20
1995	Hofstra	9-5	North Atlantic Conference champions North Atlantic Conference Coach of the Year Career Win No. 100: Hofstra 11, Vermont 10 (March 25, 1995) Final national ranking: 17
1996	Hofstra	9-5	North Atlantic Conference champions NCAA Tournament (1st Round) North Atlantic Conference Coach of the Year Final national ranking: 12
1997	Hofstra	9-6	America East champions NCAA Tournament (1st Round) Final national ranking: 12
1998	Hofstra	10-4	America East champions Final national ranking: 14
1999	Hofstra	13-3	NCAA Tournament (Quarterfinals) Set school record with 13 consecutive wins Final national ranking: 7
2000	Hofstra	11-5	America East champions NCAA Tournament (1st Round) Career Win No. 150: Hofstra 21, Air Force 4 (March 27, 2000) Final national ranking: 10
2001	Hofstra	10-7	NCAA Tournament (Quarterfinals) Three wins over top-10 opponents Final national ranking: 11
2002	Hofstra	11-3	Colonial Athletic Association Coach of the Year Closed season with 9 consecutive wins Final national ranking: 6
2003	Hofstra	11-6	NCAA Tournament (1st Round) Final national ranking: 10
2004	Hofstra	4-10	
2005	Hofstra	8-8	Career Win No. 200: Hofstra 11, Drexel 5 (April 15, 2005) Final national ranking: 20
2006	Hofstra	17-2	Colonial Athletic Association champions Matched NCAA single-season record with 17 wins NCAA Tournament (Quarterfinals) Set school records for wins (17) & winning percentage (.895) Colonial Athletic Association Coach of the Year Final national ranking: 2

2007	Duke	17-3	Atlantic Coast Conference champions Matched NCAA single-season record with 17 wins NCAA Tournament (Finalist) NCAA-high nine wins over opponents ranked in the top 10 Atlantic Coast Conference Coach of the Year Final national ranking:2
2008	Duke	18-2	Atlantic Coast Conference champions NCAA single-season record 18 wins NCAA Tournament Semifinalist No. 1 ranking for seven weeks during the season Defeated 11 ranked opponents and five in the top 10 USILA National Player of the Year USILA Turnbull & Schmeisser Awards ACC Spring Sportsmanship Award Final national ranking: 3
2009	Duke	15-4	Atlantic Coast Conference champions NCAA Tournament Semifinalist Defeated 10 ranked opponents and three in the top 10 USILA Turnbull Award Final national ranking: 3
2010	Duke	16-4	NCAA Champion Tewaaraton Trophy USILA Division I Coach of the Year Defeated seven ranked opponents and four in the top 10 Final national ranking: 1 Major League Lacrosse Picks No. 1, No. 3, No. 4
2011	Duke	14-6	NCAA Semifinalist ACC Coach of the Year ACC Regular Season Champions Defeated seven ranked opponents and six in the top 10 Final national ranking: 3
2012	Duke	15-5	NCAA Semifinalist ACC Coach of the Year ACC Regular Season Champions ACC Tournament Champions Defeated eight ranked opponents Final national ranking: 4
2013	Duke	16-5	NCAA Champion IMLCA Division I Man of the Year ACC Co-Regular Season Champions Defeated seven ranked opponents Final national ranking: 1
2014	Duke	17-3	NCAA Champion IMLCA Division I Man of the Year ACC Co-Regular Season Champions Defeated nine ranked opponents Final national ranking: 1
2015	Duke	12-6	NCAA First Round ACC Tournament Runners-Up Defeated six ranked opponents Final national ranking: 8
2016	Duke	11-8	NCAA First Round ACC Tournament Runners-Up Defeated four ranked opponents Final national ranking: 12
2017	Duke	13-5	NCAA Quarterfinal Defeated seven ranked opponents Final national ranking: 6

2018	Duke	16-4	NCAA Runner-Up Defeated eight ranked opponents Final national ranking: 2
2019	Duke	13-5	NCAA Semifinalist Defeated eight ranked opponents Final national ranking: 3
2020	Duke	6-2	Season canceled after eight games due to COVID-19 pandemic USILA Ranking at time of last played game: Final Inside Lacrosse Ranking: 8
2021	Duke	14-3	ACC Co-Champions NCAA Semifinalist USILA Final Ranking: 3 Inside Lacrosse Final Ranking: 5 Went 8-1 against top 20 opponents
2022	Duke	11-6	USILA Final Ranking: 11 Inside Lacrosse Final Ranking: 13
2023	Duke	16-3	ACC Champions USILA Final Ranking: 2 Inside Lacrosse Final Ranking: 2 Went 10-2 against top 20 opponents

DANOWSKI VS. ALL OPPONENTS

OPPONENT	DUKE		OVERALL	
	W	L	W	L
AIR FORCE	6	3	12	3
ARMY	3	0	15	9
BELLARMINE	2	0	2	0
BINGHAMTON	0	0	3	0
BOSTON UNIVERSITY	5	0	5	0
BROWN	3	0	9	5
BUCKNELL	3	0	6	1
CLEVELAND STATE	2	0	2	0
COLGATE	3	0	3	0
CORNELL	2	2	3	6
DARTMOUTH	6	0	7	0
DELAWARE	4	0	20	8
DENVER	9	6	9	6
DREXEL	-	-	18	0
DUKE	-	-	4	0
FAIRFIELD	-	-	1	0
FURMAN	3	0	3	0
GEORGETOWN	9	1	10	4
HARTFORD	-	-	6	0
HARVARD	6	2	10	5
HIGH POINT	10	1	10	1
HOBART	-	-	1	5
HOFSTRA	-	-	2	1
HOLY CROSS	1	0	1	0
JACKSONVILLE	11	2	11	2
JOHNS HOPKINS	6	2	9	15
LAFAYETTE	-	-	8	0
LEHIGH	2	0	7	0
LIU - POST	-	-	2	2
LOYOLA	15	5	17	14
MANHATTAN	1	0	1	0
MARIST	2	0	2	0
MARQUETTE	7	0	7	0
MARYLAND	5	9	5	12
MASSACHUSETTS	-	-	7	15
MERCER	5	0	5	0
MERRIMACK	1	0	1	0
MICHIGAN	1	0	1	0
NAVY	1	0	4	0
NEW HAMPSHIRE	-	-	3	0
NORTH CAROLINA	20	6	25	7
NOTRE DAME	12	14	20	20
OHIO STATE	1	2	2	2
PENNSYLVANIA	5	5	5	8
PENN STATE	2	0	3	1
PRESBYTERIAN	3	0	3	0
PRINCETON	0	0	7	7
PROVIDENCE	2	0	6	0
RADFORD	-	-	1	0
RICHMOND	7	1	7	1
ROBERT MORRIS	2	0	3	0
RUTGERS	3	0	9	4
ST. JOHN'S	2	0	12	1
SACRED HEART	1	0	6	0
SAINT JOSEPH'S	3	0	3	0
SIENA	1	0	4	0
STONY BROOK	2	0	5	1
SYRACUSE	8	10	9	16
TOWSON	5	0	16	10
UTAH	1	0	1	0
UMBC	-	-	3	1
VERMONT	2	0	10	0
VILLANOVA	1	0	9	3
VIRGINIA	22	2	25	4
YALE	1	1	3	5

JOHN DANOWSKI BENCHMARK VICTORIES

No.	Date	Opponent	Score	No.	Date	Opponent	Score
10	1984	C.W. Post defeated Southampton	14-5	250	April 25, 2008	Duke defeated North Carolina +	17-6
25	1985	C.W. Post defeated St. John's	13-5	275	March 27, 2010	Duke defeated Georgetown	15-10
50	May 14, 1988	Hofstra defeated Princeton	7-3	300	February 11, 2012	Duke defeated Rutgers	16-8
75	April 23, 1991	Hofstra defeated Drexel	21-11	325	April, 20, 2013	Duke defeated Rutgers	16-7
100	March 25, 1995	Hofstra defeated Vermont	11-10	350	February 15, 2016	Duke defeated Mercer	16-6
125	March 7, 1998	Hofstra defeated No. 20 Delaware	13-11	375	March 13, 2017	Duke defeated Jacksonville	13-6
150	March 27, 2000	Hofstra defeated Air Force	21-4	400	February 2, 2019	Duke defeated Furman	17-9
175	April 6, 2002	Hofstra defeated No. 14 Towson	13-7	425	March 10, 2021	Duke defeated High Point	27-8
200	April 15, 2005	Hofstra defeated Drexel	11-5	450	March 17, 2023	Duke defeated North Carolina	15-8
225	March 24, 2007	Duke defeated Georgetown	6-4	+ACC Tournament			

JOHN DANOWSKI'S DUKE BENCHMARK VICTORIES

No.	Date	Opponent	Score	No.	Date	Opponent	Score
1	Feb. 24, 2007	Duke defeated Dartmouth	17-11	125	May 11, 2014	Duke defeated Air Force	20-9 *
10	April 14, 2007	Duke defeated Virginia	7-6 (OT)	150	April 29, 2016	Duke defeated Notre Dame	10-9 +
25	March 18, 2008	Duke defeated Colgate	15-7	175	April 14, 2018	Duke defeated Duke	18-13
50	May 17, 2009	Duke defeated North Carolina	12-11*	200	February 5, 2021	Duke defeated Denver	12-10
75	April 11, 2011	Duke defeated Presbyterian	18-6	225	February 4, 2023	Duke defeated Bellarmine	19-7
100	March 16, 2013	Duke defeated Towson	12-4	* NCAA Tournament +ACC Tournament			



RON CAPUTO

Assistant Coach • 17th Season • Scranton '91

One of the great minds in collegiate lacrosse, Ron Caputo is in his 17th season as an assistant coach at Duke. Caputo currently works closely with the Duke defense and faceoff specialists after spending 10 seasons as the leader of the midfielders and faceoff specialists.

In his 16 seasons with the Blue Devils, Duke has posted a 223-71 record, captured five ACC titles, advanced to the NCAA Semifinals 11 times and ultimately won the 2010, 2013 and 2014 national championships.

Under Caputo, Duke's offense and defense has flourished. Since Caputo took over the reins of the Duke defense in 2018, the Blue Devils have ranked in the top three in scoring defense in the high-powered ACC five times. Five Blue Devil defensemen have earned first team All-Americans since 2018 and JT Giles-Harris captured the USILA Defenseman of the Year award in 2021.

Working with the midfield and offensive units from 2008-17, the Blue Devils turned in some of the best midfield performances in NCAA lacrosse history. Duke had eight first team All-American midfielders in that span and 22 overall All-America honors. The Blue Devils were among the top 10 nationally in scoring for five straight seasons (2013-17), while seven of the midfielders he mentored finished his career with at least 100 career points.

Working closely with the faceoff specialists, Duke has had great success at the X under Caputo's watch with All-Americans CJ Costabile and Brendan Fowler, Kyle Rowe and currently Jake Naso. In 2012, Caputo helped mentor Costabile and Fowler to above .500 faceoff percentages as they finished with .526 and .604 win percentages at the X, respectively. In 2013, Fowler took it one step further as he established a NCAA single season record for faceoffs won with 339. He picked up the ACC Defensive Player of the Year honor as well as being named the NCAA Championship Most Outstanding player after winning 20-of-28 faceoffs in the title game. Naso emerged as one of the premier specialists in 2023 and is on pace to break Fowler's career wins record. In 2023, the Blue Devils featured the ACC's second-ranked scoring defense at 10.89 goals allowed per game. Close defensemen Wilson Stephenson and Kenny Brower all ranked in the top 10 in the ACC in caused turnovers per game with Carpenter coming in 14th. Brower garnered All-ACC and First Team All-America honors. Junior Jake Naso had a career year, leading the ACC in ground balls per game (8.63/gm) and faceoff percentage (.620) en route to First Team All-America honors. His 315 faceoff victories rank fifth in NCAA single-season history and second at Duke. He took 508 faceoffs - the fourth most in a season in NCAA history.

In 2021, the Blue Devils ranked second in the ACC and 19th nationally at 10.24 goals allowed per game. With Caputo as the leader of the defensive corps, JT Giles-Harris won the William C. Schmeisser Defensive Player of the Year award. Brower also had a breakout sophomore season, drawing the opponent's top attackman in games. Carpenter garnered USILA All-America third team after leading non-faceoff specialists in ground balls and helping lead the defensive effort away from the goal.

Additionally, Naso shined at the faceoff dot in 2021 with a .629 win percentage en route to honorable mention All-America recognition.

In the shortened 2020 season, Caputo mentored Duke's youngest defensive corps in his tenure. The Blue Devils finished 6-2 overall as Caputo's close defense featured a pair of first-time starters. The group, along with a young collection of longstick midfielders and a veteran group of short stick defenseman, steadily improved to finish with a goals against average of 10.97.

In 2019, his second season working with the defense, Caputo mentored the dynamic duo of JT Giles-Harris and Cade Van Raaphorst to first team All-America honors and Giles-Harris to the ACC Defensive Player of the Year award. As a defensive unit, Duke led the ACC and ranked seventh nationally in allowing 9.61 goals per game.

Caputo transitioned to working with the defense in 2018 and the Blue Devils proceeded to post their best performance since 2009. They ranked 12th nationally with an 8.39 goals against average, the lowest by a Duke squad since 2009. Sophomore Cade Van Raaphorst garnered All-America third

team recognition under his watch, while goalkeeper Danny Fowler was honorable All-America.

In his nine seasons with the Duke midfield, the Blue Devils ranked among the top 11 in scoring offense in every year and was among the top six in eight of those, including the No. 4 spot in 2015 and 2016. Caputo mentored many of Duke's talented midfield units, including the trio of Deemer Class, Myles Jones and Christian Walsh that set the Duke record for goals by a midfielder unit.

The 2015 and 2016 seasons featured the dynamic duo of Myles Jones and Deemer Class at midfield. One season after a record-breaking performance from the 2014 midfield line, the tandem picked up right where they left off in 2014.

In 2015, Jones broke the career and single-season records for points by a Duke midfielder and earned the national Midfielder of the Year award from the USILA. Class ranked fourth on the team in points en route to earning second team All-America recognition.

Jones and Class followed that up in 2016 by climbing both the Duke and NCAA records book. Jones became the first midfielder in NCAA history to record 100 career goals and 100 career assists, finishing with 231 career points. Class became the first midfielder in Duke history and ninth in NCAA history to record 50 goals in a season. He joined Jones as the only two midfielders at Duke to record 100 career goals and 200 career points. On the awards circuit, Jones captured his second midfielder of the year honor and Class earned his second first-team All-America accolade.

In 2014, Caputo mentored arguably the most talented midfield group in Duke's history. The trio of Class, Jones and Christian Walsh combined for 97 goals and 79 assists for a midfield record 176 points. Class' and Jones' 65 and 63 respective points both were a program-best. Class went on to earn first team All-America honors. Overall, Duke ranked second nationally in scoring offense with 14.85 goals per game.

Working closely with the faceoff specialists and the midfield, Duke has won just over 60 percent (1980-3221) of its restarts over the past seven seasons, including an impressive 62.5 percent in 2013. Under Caputo's watch, Duke has had great success at the X with All-Americans CJ Costabile and Brendan Fowler and now Kyle Rowe. In 2012, Caputo helped mentor Costabile and Fowler to above .500 faceoff percentages as they finished with .526 and .604 win percentages at the X, respectively. In 2013, Fowler took it one step further as he established a NCAA single season record for faceoffs won with 339. He picked up the ACC Defensive Player of the Year honor as well as being named the NCAA Championship Most Outstanding player after winning 20-of-28 faceoffs in the title game.

Perhaps even more impressive in 2013 was the play of Duke's midfield. The Blue Devils' two midfield lines combined for 223 of Duke's 464 points and 132 of the 295 goals in 2013. Senior David Lawson flourished in his final season, earning All-ACC and first team All-American, while Jake Tripucka and Josh Offit also both garnered All-American accolades.

In 2012 with Caputo guiding the group again, midfielder Robert Rotanz had a record-setting season, registering 40 goals and earning USILA All-America first team honors. His 40 tallies are the most by a Duke midfielder in program history. In addition, Justin Turri earned USILA All-America honorable mention honors after netting 19 goals and 32 points overall.

Coming off the national championship in 2010 and returning just 48 percent of its scoring, Duke finished 2011 ranked sixth in scoring offense with 12.2 goals per game and had three midfielders with at least 25 points on the year. Turri earned USILA All-America second team honors, while Rotanz captured an honorable mention nod.

In 2010, the Blue Devils won 54.5 percent of their restarts to rank 13th nationally, while senior Sam Payton was 14th individually. Offensively, Duke ranked second in scoring offense with 13.45 goals per game. The Blue Devils also ranked second in assists per game (8.35) and points per game (21.8) under Caputo's watch.

In Caputo's inaugural season with the Blue Devils, Duke led the nation in scoring offense with 15.2 goals per game. The squad won an NCAA record 18 games and advanced to the NCAA Semifinals for the second consecutive season under his assistance as the Blue Devils featured the top two individual scorers in NCAA history in Matt Danowski and Zack Greer.

Prior to his arrival at Duke, Caputo spent four seasons (2003-06) on the Hofstra University men's lacrosse staff as an assistant coach. He joined the Pride in 2004 as a volunteer assistant coach for current Blue Devil head coach John Danowski, who served as the head coach at Hofstra from 1986-2006, as the Pride compiled an overall record of 35-28 and a 14-9 mark in Colonial Athletic Conference play, during his tenure.

In 2006, Caputo worked alongside Danowski to help lead Hofstra to an overall record of 17-2, a mark that included a perfect 6-0 mark versus CAA opponents, and a final national ranking of No. 2. The Pride won the CAA Championship and reached the NCAA Quarterfinals, while setting a school record for wins and winning percentage (.895).

Before his stint at Hofstra, Caputo served as a varsity assistant lacrosse coach from 1997-2003 at Syosset (N.Y.) High School, where he coached Blue Devil teammates and brothers Dan and Chris Loftus. A 1991 graduate of the University of Scranton, Caputo led Syosset to three county semifinal appearances and one Nassau County Championship game berth.

Caputo is married to the former Randi Heller of Farmingdale, N.Y., and the couple has four children, Samantha, Owen, Jake and Jayme. Owen and Jake are current members of the Duke men's lacrosse team, while Samantha is a member of the East Carolina women's lacrosse team. The family resides in Holly Springs, N.C.

Duke Defense by the Numbers under Caputo

1

ACC Defensive Player of the Year & National Defenseman of the Year

5

Of the previous six campaigns Duke has ranked in the top three in scoring defense in the high-powered ACC

5

1st Team All-American close defensemen

11

USILA All-Americans

2

Close defenseman picked in the top 11 in the PLL draft

The Duke Defense Since 2018

Year	Scoring Defense	ACC	NCAA	Season Notes	
2023	10.89	2	17	Kenny Brower - First Team All-American and All-ACC; Tyler Carpenter 3rd Team All-America	
2022	11.18	2	26	Mike Adler, Kenny Brower, Tyler Carpeneter - All-ACC; Brower, Carpenter 3rd Team All-America	
7	2021	10.24	2	19	JT Giles-Harris named national defenseman of the year; He breaks the Duke career record for CTs
	2020	11.00	4	29	Season canceled due to COVID-19 after eight games
2019	9.61	1	7	Cade Van Raaphorst & JT Giles-Harris named 1st team All-Americans; 1st time two close defensemen have earned that honor in the same season	

A Look at the Duke Midfield Unit under Caputo

2

of the six midfielders in NCAA history to record 200 career points who have worn the Duke jersey - Myles Jones and Deemer Class

22

USILA All-America honors for Duke midfielders, including eight first-team selections

3

LT. Donald MacLaughlin National Midfielder of the Year Awards

100 points

Blue Devil midfielders who have finished their careers with at least

5

Consecutive seasons (2013-17) Duke ranked in the top 10 nationally in scoring offense

8

Of the top 10 single-season point totals by a Duke midfielder

4

Of the top six career assist totals by a Duke midfielder



MATT DANOWSKI

Associate Head Coach • 12th Season • Duke '07

One of the best players in Duke men's lacrosse history, Matt Danowski enters his 12th season with the program. In his 11 seasons with the attackmen, Danowski has mentored some of Duke's top scorers, including Jordan Wolf, Justin Guterding, Dyson Williams and Brennan O'Neill.

In each of his years, the Blue Devils have featured one of the nation's top offenses and some of the most prominent attackmen in the game with O'Neill quickly joining the ranks as the 2023 Tewaaraton Award winner. Duke averaged 15.41 goals per game to rank third in the ACC and fifth nationally in scoring offense in 2023. In the past 10 complete seasons, Duke has ranked in the top five in scoring offense in seven of them.

In his 10th and 11th seasons, Danowski continued to manage the growth of O'Neill as the talented attackman joined the elite 200-point scorer ranks and is on pace to become the fourth Blue Devil to reach 300 career points. O'Neill garnered his third All-ACC honor was named the Raymond J. Enners Award winner as the nation's top player along with the Tewaaraton Award. Additionally, Williams turned in his best season as a Blue Devil in 2023, leading Duke with 60 goals - one of six different Blue Devils to score 60 in a season. In 2022, Nakeie Montgomery became the first midfielder since Myles Jones to be named to the All-America first team in consecutive seasons. Montgomery finished his career ranked 30th at Duke in career points.

Danowski melded a collection of extremely talented players in 2021 as Duke landed three attackmen and a midfielder on the All-America squads. He helped work into Duke's offense the nation's most sought after transfer in Michael Sowers as well as the country's top-ranked freshman with O'Neill. After a stellar start to his career as a freshman on attack, Williams moved into the midfield in 2021 where he contributed 23 goals. Also in the midfield, Montgomery dished a career-high 22 assists on his way to earning All-America first team recognition.

Despite playing in just eight games in 2020, Williams flourished under Danowski's watch. The Ontario native was on pace to battle for the Duke rookie scoring record, while the Blue Devil offense averaged 15.25 goals per game to rank 11th nationally.

Overall, in his nine seasons, Duke has ranked among the top 21 in team scoring offense, while at least one Blue Devil has been among the top five scorers in the league each season and ranked in the top 20 nationally in seven of the nine campaigns.

In 2018, Duke's offense was the best in the ACC and ranked fourth nationally with Guterding leading the way. With Danowski providing daily inspiration and guidance, Guterding rewrote the NCAA record book in 2018 as he broke the career goals record with 212 goals. Netting 66 goals and 113 points overall, Guterding led the nation in goals (3.30/game) and was third in points (5.65).

Overall, Duke's offense flourished under Matt Danowski, ranking second and third nationally in scoring in 2014 and 2013, respectively. In 2015, following the departure of All-American Jordan Wolf, Duke was fourth nationally in scoring offense at 14.28 goals per game. In 2016, with Guterding

headlining the attack as a sophomore, the Blue Devils were fourth nationally.

As a player, Matt Danowski remains at the top of the Duke records book and near the top of the NCAA records book. He is still Duke's all-time leading scorer with 353 career points and tops in assists at 183. Matt is one of four Duke players to rank in the top 10 in career goals, assists and points. In NCAA history, Matt is third in career points and sixth in assists.

Duke's offense has flourished under Danowski's guidance, ranking second and third nationally in scoring in 2014 and 2013, respectively. In 2015, following the departure of All-American Jordan Wolf, Duke was fourth nationally in scoring offense at 14.28 goals per game. Duke led the ACC and was fourth again nationally with a 13.50 goals per game average. The Blue Devils have averaged over 13.5 goals per game in each of Danowski's three seasons.

After becoming a household name in his rookie season, Justin Guterding continued to rewrite the records book with Danowski as a mentor. He led the team in scoring with 71 points to become the first Blue Devil to score 70-plus points in each of his first two seasons. He also became the fastest Blue Devil to 100 career points, reaching the benchmark in 25 games. Guterding's play earned the attackman his first All-ACC and All-America honors.

Guterding had an outstanding rookie season under Danowski's guidance. The Long Island native finished his first year with 52 goals and 70 points overall, the second most by any freshman in Division I. He was just shy of passing Duke's rookie records for goals and points. Perhaps even more impressive was the mentorship Danowski did with attackman Jack Bruckner in his first year at the position. A lifetime midfielder, Bruckner made the switch and ranked third on the team in scoring with 47 goals and 13 assists for 60 points. Overall in 2015, Duke's attacking trio of Guterding, Bruckner and Matheis accounted for 42 percent of the Blue Devils' points.

Danowski's second season surpassed his debut in 2013 as the Blue Devils offense finished the year ranked second nationally in scoring offense (14.85), assists per game (9.0) and points per game (23.85). Under Danowski's tutelage, Wolf completed his career in record-setting fashion. Wolf, a 2014 Tewaaraton Award finalist, became the first Blue Devil and ACC player overall to score over 100 points in a season with 64 goals and 39 assists for 103 points. He finished his illustrious career with 304 points to rank second in Duke history, only behind his mentor Danowski.

In his first season at the helm, Duke's offense flourished, ranking third nationally with 14.05 points per game. Wolf excelled on attack with a then career-best 57 goals and 85 points. Overall, Duke's attacking trio of Wolf, Josh Dionne and Case Matheis were three of the team's top four scorers and combined for 187 points, 40 percent of the Blue Devils' total. Both Wolf and Dionne were among the top four goal scorers in the ACC.

Danowski, the NCAA all-time leading scorer and the son of the Duke head coach, joined the staff after a stellar career in which he led the Blue Devils to three NCAA semifinal berths, two national

runner-up finishes, two ACC Tournament Championships and a 63-18 overall record. The 2007 consensus National Player of the Year as the recipient of both the Tewaaraton Trophy and the USILA Lt. Raymond J. Enners Award, Danowski finished his career with a NCAA record 353 points from 170 goals and 183 assists.

Peppered throughout the ACC and NCAA records books, Danowski collected nearly every award possible during his illustrious collegiate career. He was a three-time USILA first team All-American, three-time Tewaaraton Trophy finalist and three-time ACC Player of the Year selection and is one of just two players in NCAA history to score 90-plus points in multiple seasons. In addition, he twice won the USILA Lt. Col. J.J. Turnbull Award as the nation's top attackman and is one of three players in ACC history to earn the ACC Rookie of the Year and ACC Player of the Year accolades during his career.

Danowski began his career with the Blue Devils in 2004, leading Duke in scoring with 42 points en route to being named the ACC Rookie of the Year and an honorable mention All-American. As a sophomore, the Farmingdale, N.Y., native led the program to new heights as the Blue Devils compiled a 17-3 record, won the ACC regular season title and advanced to the NCAA title game. He earned the first of his two USILA National Attackman of the Year awards after amassing a then Duke single-season record 92 points.

In 2007, behind Danowski's 96 points, Duke again advanced to the national title game and finished with a 17-3 overall record. After leading the nation in points with 96, he was voted the consensus national player of the year and a first team All-American. He closed out his career in 2008 by pacing the nation in points with an ACC and Duke single-season record 97. The Blue Devils captured their second consecutive ACC Tournament crown on their way to a program-record 18 wins and a second consecutive berth in the NCAA semifinals.

After graduation, Danowski was selected second overall in the 2008 Major League Lacrosse draft. He is a four-time MLL All-Star and was named to the All-MLL team in 2010 and 2011. He played for the expansion Charlotte Hounds of the MLL and was named to the All-MLL squad after a stellar 2013 season in which he led the Hounds to the MLL Championship game. Danowski currently plays for Chrome LC of the Premier Lacrosse League.

Danowski, a history major, earned a Bachelor of Arts degree in 2007 and completed his master's degree in liberal studies in 2009. He is married to former Duke women's lacrosse player Virginia Crotty. The couple married October 11, 2014 in Durham, N.C. They reside in Durham with their two daughters Caroline and Louise and son John.

THE DEVELOPMENT OF BRENNAN O'NEILL AT DUKE

Mentored by a Tewaaraton Award winner in Matt Danowski, Brennan O'Neill continues to grow as a player, capped by a memorable 2023 season.

PTS/GM	2021	2022	2023	% from 2021-23
	3.24	4.35	5.11	+57.7

Gls/GM	2021	2022	2023	% from 2021-23
	2.65	3.12	2.89	+0.9

A/GM	2021	2022	2023	% from 2021-23
	0.59	1.24	2.21	+275



Brennan O'Neill '24
2023 Tewaaraton Award

DUKE ATTACKMEN AS TEWAARATON AWARD FINALISTS UNDER MATT DANOWSKI

Over the past 10 seasons, Duke has had four different Tewaaraton Award finalists with all four being attackmen. Brennan O'Neill became Duke's third player to capture the sport's top honor in 2023.

JORDAN WOLF
2014



JUSTIN GUTERDING
2018



MICHAEL SOWERS
2021



BRENNAN O'NEILL
2023





ALEX READY

Assistant Coach • 2nd Season • Denver '19

Alex Ready joined the Duke men's lacrosse staff in the fall of 2022 as an assistant coach. A former standout goaltender for the University of Denver, Ready will work closely with Duke's goalie corps. Hailing from Lancaster, Pa., Ready was a four-year starter between the pipes for the Pioneers.

As a rookie in 2016, Ready started all 16 games between the pipes for the Pioneers, posting a 13-3 overall record and a 9.00 goals against average to lead the BIG EAST and rank 16th nationally. He amassed a career-best 142 saves as a rookie to earn BIG EAST Goalkeeper of the Year honors.

Ready started all 17 games in 2017 as well, garnering BIG EAST second-team recognition after posting an 8.50 goals against average and a 13-4 record. In his four seasons at Denver, Ready played in 58 games with 52 starting assignments. He posted a .497 save percentage and a 8.77 goals against average, while amassing a 37-14 overall record as the backstop.

After graduating from Denver in 2019, Ready was picked up by the PLL's Chrome and played two games in the league's inaugural season.



JOE FERRARO

Assistant Director of Athletic Medicine • 27th Season • Guilford College '93

Joe Ferraro, a member of the Duke Athletic Department for 26 years, serves as the athletic trainer for the Blue Devil men's lacrosse program.

A native of Cockeysville, Md., Ferraro handles the health care for Duke's men's lacrosse and men and women's golf. He joined the Duke Athletic Training Staff in the fall of 1995 after serving as the Acting Head Athletic Trainer at Guilford College in the spring of 1995.

Ferraro earned a bachelor of science degree in justice & policy studies from Guilford College in 1993, and went on to earn a master of science degree in injury prevention & management from Springfield College in 1999.



CARL CHRISTENSEN

*Associate Director of Sports Performance
Chadron State College '03 | 16th Season*


Carl Christensen joined the Duke strength and conditioning staff in January of 2009. At Duke, Christensen is specifically responsible for the design, implementation, and evaluation of the strength and conditioning programs for the men and women's swimming and diving, and men's lacrosse teams.

Prior to arriving at Missouri State, Christensen held a similar position at the University of Arkansas. He worked with the Razorbacks' softball, soccer, tennis, and swimming teams.

Christensen served as a graduate assistant at University of Wyoming where he worked closely with the swimming and diving and golf teams and assisted with various other squads.

A 2003 graduate of Chadron State College in Chadron, Neb., Christensen was a two-year letterwinner for the Eagles' football squad. He earned a Bachelor of Arts degree in 2003 and went on to get his master's from the University of Wyoming.

He is certified by the NSCA and USAW organizations.



BEN SHERRILL

*Equipment Operations Manager
NC State '08 | 14th Season*

Ben Sherrill joined the Duke staff in August of 2010 and serves as an Assistant Equipment Operations Manager working with the men's soccer, men's lacrosse and women's golf programs.

A native of Asheboro, N.C., Sherrill graduated from N.C. State University in 2008 with a degree in sport management.



MEREDITH RIEDER

*Senior Associate Director of Communications
Denison '02 | 16th Season*

Meredith Rieder joined the Duke staff in August of 2008 and serves as an Assistant Director of Sports Information. Her primary responsibilities include handling media relations for the men's soccer, and men's lacrosse programs.

Rieder came to Duke after serving as an Athletic Communications Assistant at Colgate University for three years. A native of Columbus, Ohio, she handled the day-to-day media relations duties for the volleyball, women's basketball, men's lacrosse and men and women's track and cross country teams at Colgate.

She also served as the Assistant Director of Athletic Communications for three years at Hobart and William Smith Colleges in Geneva, N.Y.

Rieder graduated cum laude from Denison University in 2002 with a degree in communication and French. A four-year member of the women's soccer team at Denison, she was a four-time all-region selection and earned All-America honors as a senior. She helped guide the Big Red to four consecutive NCAA Tournament appearances. She was inducted into the Denison Sports Hall of Fame in 2015.

Rieder is a current member of the CoSIDA Academic All-America committee.



ERIN STEPHENSON

*Administrative Assistant
Hartwick '04 | 17th Season*

Erin Stephenson joined the Duke athletics staff in October of 2007 and serves as an Administrative Assistant for the Blue Devil men's lacrosse program.

A native of Maine, N.Y., Stephenson played both field hockey and lacrosse at Hartwick College before graduating in 2004 with a bachelor of arts degree in history. She went on to earn a master's degree in the same discipline from UNC Greensboro in 2006.

Stephenson resides in Chapel Hill with her husband Jonathan and daughters Cora and Ella.



2023 RESULTS

Overall: 16-3, Away: 5-2; Home: 9-0; Neutral: 2-1

Date	Opponent	Location	Result	Goalie (sv)	Leading Scorers (g-a)
Feb. 4	BELLARMINE	Durham, N.C.	W, 19-7	William Helm (8)	Brennan O'Neill (2-5) Andrew McAdorey (3-2-5)
Feb. 7	HIGH POINT	Durham, N.C.	W, 20-8	William Helm (15)	Dyson Williams (7-0-7) Andrew McAdorey (4-2-6)
Feb. 11	at Jacksonville	Jacksonville, Fla.	L, 12-13	William Helm (11)	Brennan O'Neill (5-0-5) Dyson Williams (3-0-3) Owen Caputo (1-2-3)
Feb. 17	DENVER	Durham, N.C.	W, 14-13 (OT)	William Helm (13)	Brennan O'Neill (4-3-7) Andrew McAdorey (2-3-5)
Feb. 25	at #8 Penn	Philadelphia, Pa.	W, 14-12	William Helm (19)	Brennan O'Neill (2-3-5) Andrew McAdorey (3-1-4)
Mar. 5	at #20 Syracuse *	Syracuse, N.Y.	W, 14-13 (OT)	William Helm (11)	Brennan O'Neill (4-2-6) Charles Balsamo (2-1-3) Tommy Schelling (2-1-3)
Mar. 10	#7 LOYOLA	Durham, N.C.	W, 17-9	William Helm (8)	Andrew McAdorey (3-6-9) Owen Caputo (2-2-4)
Mar. 17	#14 NORTH CAROLINA *	Durham, N.C.	W, 15-8	William Helm (14)	Dyson Williams (5-0-5) Brennan O'Neill (1-4-5)
Mar. 20	AIR FORCE	Durham, N.C.	W, 18-6	William Helm (4)	Dyson Williams (4-0-4) Brennan O'Neill (3-1-4)
Mar. 25	at Saint Joseph's	Philadelphia, Pa.	W, 12-9	William Helm (9)	Brennan O'Neill (3-3-6) Andrew McAdorey (2-1-3)
Mar. 31	at #1 Virginia *	Charlottesville, Va.	W, 16-14	William Helm (14)	Brennan O'Neill (6-3-9) Dyson Williams (3-1-4)
Apr. 8	at #2 Notre Dame*	Notre Dame, Ind.	L, 12-17	William Helm (10)	Dyson Williams (3-0-3) Charles Balsamo (2-1-3)
Apr. 15	#3 VIRGINIA *	Durham, N.C.	W, 15-14	William Helm (12)	Andrew McAdorey (3-1-4).
Apr. 29	#19 SYRACUSE *	Durham, N.C.	W, 18-15	William Helm (5) Andrew Bonafede (7)	Dyson Williams (6-1-7) Brennan O'Neill (4-2-6)
May 7	vs. Merrimack	Bethpage, N.Y.	W, 14-2	William Helm (3) Garrett Smith (3)	Brennan O'Neill (2-7-9) Dyson Williams (4-0-4) Andrew McAdorey (2-2-4)
May 14,	#19 DELAWARE	Durham, N.C.	W, 12-11	William Helm (11)	Brennan O'Neill (1-3-4) Andrew McAdorey (3-0-3) Dyson Williams (3-0-3)
May 20	vs. Michigan	Albany, N.Y.	W, 15-8	William Helm (14)	Brennan O'Neill (6-1-7) Andrew McAdorey (3-0-3)
May 27	vs #5 Penn State	Philadelphia, Pa.	W, 16-15 (OT)	William Helm (6)	Dyson Williams (3-0-3) Brennan O'Neill (3-1-4) Garrett Leadmon (3-0-3).
May 29	vs. #3 Notre Dame	Philadelphia, Pa.	L, 9-13	William Helm (10)	Garrett Leadmon (2-1-3) Brennan O'Neill (1-1-2) Owen Caputo (1-1-2).



2023 HONORS AND AWARDS

TEWAARATON AWARD WINNER

Brennan O'Neill

LT. RAYMOND J. ENNERS MOST OUTSTANDING PLAYER OF THE YEAR

Brennan O'Neill

WORLD MEN'S LACROSSE CHAMPIONSHIP MVP & MOST OUTSTANDING MIDFIELDER

Brennan O'Neill

USILA ALL-AMERICA

Kenny Brower (1st), Jake Naso (1st), Brennan O'Neill (1st), Tyler Carpenter (3rd), Garrett Leadmon (HM), Andrew McAdorey (HM), Wilson Stephenson (HM), Dyson Williams (HM)

USA LACROSSE MAGAZINE ALL-AMERICAN

Kenny Brower (1st), Jake Naso (1st), Brennan O'Neill (1st), Tyler Carpenter (HM), Garrett Leadmon (HM), Wilson Stephenson (HM), Dyson Williams (HM)

INSIDE LACROSSE MEDIA ALL-AMERICAN

Jake Naso (1st), Brennan O'Neill (1st), Kenny Brower (2nd), Tyler Carpenter (HM), Garrett Leadmon (HM), Andrew McAdorey (HM), Wilson Stephenson (HM), Dyson Williams (HM)

ACC OFFENSIVE PLAYER OF THE YEAR

Brennan O'Neill

ALL-ACC

Kenny Brower, Jake Naso, Brennan O'Neill, Dyson Williams

ACC SCHOLAR-ATHLETE OF THE YEAR

Brennan O'Neill

NCAA ALL-TOURNAMENT TEAM

Garrett Leadmon, Jake Naso, Brennan O'Neill

ACC OFFENSIVE PLAYER OF THE WEEK

Brennan O'Neill (2/6, 2/20, 3/6, 4/3), Jake Naso (4/17), Dyson Williams (5/1)

ACC DEFENSIVE PLAYER OF THE WEEK

Jake Naso (2/20), William Helm (3/20, 4/3, 4/17), Wilson Stephenson (2/27)

USILA TEAM OF THE WEEK

Brennan O'Neill (2/20), Wilson Stephenson (2/27), Charles Balsamo (3/6), Andrew McAdorey (3/13), Jake Naso (4/17)

USA LACROSSE MAGAZINE PLAYER OF THE WEEK

Wilson Stephenson (2/27), Brennan O'Neill (4/3)

TEWAARATON AWARD FINALIST

Brennan O'Neill

TEWAARATON AWARD NOMINEE

Brennan O'Neill, Kenny Brower

USILA SCHOLAR ALL-AMERICA

William Helm, Garrett Leadmon, Wilson Stephenson

COLLEGE SPORTS COMMUNICATIONS ACADEMIC ALL-AMERICA

Wilson Stephenson (3rd Team)

COLLEGE SPORTS COMMUNICATIONS ACADEMIC ALL-DISTRICT

Wilson Stephenson

ALL-ACC ACADEMIC TEAM

Charles Balsamo, Henry Bard, Keith Boyer, Kenny Brower, Tyler Carpenter, Griffin Catlett, Jake Caputo, Owen Caputo, Aidan Danenza, Will Frisoli, Jack Gray, William Helm, Jadon Kerry, Cole Krauss, Garrett Leadmon, Aidan Maguire, Andrew McAdorey, Jake Naso, Charlie O'Connor, Brennan O'Neill, Jack Pappendick, Tommy Schelling, Wilson Stephenson, Dyson Williams, Jamie Zusi

TEAM CAPTAINS

Kenny Brower, Tyler Carpenter, Wilson Stephenson, Dyson Williams

LETTERWINNERS

Beck Anderson, Charles Balsamo, Henry Bard, Evan Barr, Andrew Bonafede, Keith Boyer, Kenny Brower, Jake Caputo, Owen Caputo, Tyler Carpenter, Griffin Catlett, Aidan Danenza, AJ Delgado, Connor Drake, Luke Engelke, Vincent Fowler, Jack Frisoli, Will Frisoli, Jack Gray, Michael Grogan, Joe Hardison, William Helm, Cameron Henry, Zach Jepson, Charlie Johnson, Jadon Kerry, Cole Krauss, Reed Landin, Garrett Leadmon, Ryan Mackenzie, Aidan Maguire, Petey Malitas, Andrew McAdorey, Liam McLane, Grant Mitchell, Jake Naso, Charlie O'Connor, Brennan O'Neill, Jack Pappendick, Tommy Schelling, Max Sloat, Garrett Smith, Wilson Stephenson, Mike Swirbalus, Brodie Taweel, Bobby Wade, Luke Waters, Preston Whitehurst, Dyson Williams, Jake Wilson, Jamie Zusi

2023 OVERALL STATISTICS

##	Name	GP-GS	G	A	Pts	Sh	Shot%	SOG	SOG%	UP	DN	GB	T/O	CT	FO	Pct	Pen-Min
34	O'Neill, Brennan	19-19	55	42	97	153	.359	94	.614	7	1	34	32	4	0-0	.000	1-01:00
51	Williams, Dyson	19-19	60	5	65	129	.465	100	.775	4	0	20	17	3	0-0	.000	2-01:30
2	McAdorey, Andrew	19-19	36	25	61	109	.330	74	.679	0	0	21	26	4	0-0	.000	2-01:00
1	Leadmon, Garrett	19-17	28	9	37	103	.272	59	.573	1	0	12	22	2	0-0	.000	0-00:00
88	Danenza, Aidan	19-18	22	10	32	76	.289	44	.579	4	0	14	15	2	0-0	.000	0-00:00
0	Balsamo, Charles	19-18	20	11	31	61	.328	42	.689	2	0	20	10	3	0-0	.000	1-01:00
13	Caputo, Owen	19-1	15	15	30	52	.288	29	.558	2	0	7	11	1	0-0	.000	1-02:00
31	Schelling, Tommy	19-2	10	10	20	28	.357	18	.643	1	0	10	15	2	0-0	.000	1-00:30
56	Naso, Jake	19-0	7	4	11	22	.318	14	.636	0	0	164	17	1	315-508	.620	0-00:00
23	Maguire, Aidan	19-0	5	1	6	15	.333	7	.467	0	0	24	5	10	0-0	.000	3-02:30
12	O'Connor, Charlie	19-0	4	2	6	9	.444	6	.667	0	0	9	2	3	0-0	.000	2-01:30
20	Gray, Jack	19-0	3	2	5	8	.375	5	.625	0	0	23	4	13	0-0	.000	8-06:30
7	Frisoli, Will	19-0	3	1	4	9	.333	5	.556	0	0	37	7	11	0-0	.000	1-01:00
55	Mitchell, Grant	8-0	2	2	4	13	.154	7	.538	0	0	1	3	0	0-0	.000	0-00:00
14	Kerry, Jadon	17-1	2	1	3	10	.200	6	.600	0	0	5	1	0	0-0	.000	0-00:00
16	McLane, Liam	6-0	2	1	3	4	.500	4	1.000	1	0	2	1	1	0-0	.000	0-00:00
6	Caputo, Jake	19-0	1	2	3	5	.200	3	.600	0	0	8	5	7	0-0	.000	6-04:30
35	Mackenzie, Ryan	9-0	1	1	2	12	.083	5	.417	0	0	1	4	0	0-0	.000	0-00:00
33	Carpenter, Tyler	19-2	0	2	2	5	.000	2	.400	0	0	66	2	16	0-0	.000	1-01:00
91	Catlett, Griffin	10-0	1	0	1	13	.077	7	.538	0	0	3	3	0	0-0	.000	1-00:30
27	Drake, Connor	6-0	1	0	1	5	.200	4	.800	0	0	1	3	0	0-0	.000	0-00:00
26	Landin, Reed	8-0	1	0	1	5	.200	1	.200	0	0	0	2	0	0-0	.000	0-00:00
8	Pappendick, Jack	12-0	1	0	1	6	.167	3	.500	0	0	3	4	0	0-0	.000	0-00:00
19	Stephenson, Wilson	19-15	1	0	1	2	.500	1	.500	0	0	62	9	29	0-0	.000	11-10:30
44	Wilson, Jake	7-0	1	0	1	1	1.000	1	1.000	0	0	2	0	1	0-0	.000	1-01:00
50	Anderson, Beck	4-0	0	0	0	0	.000	0	.000	0	0	0	0	0	0-0	.000	0-00:00
5	Bard, Henry	15-1	0	0	0	0	.000	0	.000	0	0	7	1	2	0-0	.000	0-00:00
28	Barr, Evan	2-0	0	0	0	0	.000	0	.000	0	0	0	0	0	0-0	.000	0-00:00
32	Bonafede, Andrew	8-0	0	0	0	0	.000	0	.000	0	0	0	0	0	0-0	.000	0-00:00
11	Boyer, Keith	19-16	0	0	0	2	.000	1	.500	0	0	25	6	8	0-0	.000	1-01:00
29	Brower, Kenny	19-19	0	0	0	0	.000	0	.000	0	0	39	4	22	0-0	.000	11-12:30
21	Delgado, AJ	5-0	0	0	0	1	.000	1	1.000	0	0	1	3	0	0-0	.000	0-00:00
41	Engelke, Luke	6-0	0	0	0	1	.000	1	1.000	0	0	3	0	1	6-14	.429	0-00:00
17	Frisoli, Jack	6-0	0	0	0	0	.000	0	.000	0	0	3	1	2	0-0	.000	1-01:00
77	Grogan, Michael	7-0	0	0	0	0	.000	0	.000	0	0	1	0	0	0-0	.000	0-00:00
37	Hardison, Joe	3-0	0	0	0	0	.000	0	.000	0	0	0	0	0	0-0	.000	1-01:00
48	Helm, William	19-19	0	0	0	1	.000	0	.000	0	0	28	13	2	0-0	.000	1-01:00
3	Henry, Cameron	4-0	0	0	0	0	.000	0	.000	0	0	2	0	0	0-0	.000	1-00:30
66	Krauss, Cole	12-4	0	0	0	0	.000	0	.000	0	0	11	1	5	0-0	.000	2-01:30
15	Sloat, Max	4-0	0	0	0	4	.000	3	.750	0	0	0	4	0	0-0	.000	0-00:00
30	Smith, Garrett	4-0	0	0	0	0	.000	0	.000	0	0	2	0	0	0-0	.000	0-00:00
4	Swirbalus, Mike	5-0	0	0	0	0	.000	0	.000	0	0	0	2	0	0-0	.000	0-00:00
4	Swirbalus, Mike	1-0	0	0	0	1	.000	1	1.000	0	0	0	0	0	0-0	.000	0-00:00
42	Taweel, Brodie	1-0	0	0	0	0	.000	0	.000	0	0	0	0	0	0-0	.000	0-00:00
36	Wade, Bobby	8-0	0	0	0	1	.000	1	1.000	0	0	1	0	0	0-0	.000	0-00:00
18	Waters, Luke	3-0	0	0	0	1	.000	0	.000	0	0	1	0	1	0-0	.000	0-00:00
38	Whitehurst, Preston	4-0	0	0	0	0	.000	0	.000	0	0	0	0	0	0-0	.000	1-01:00
98	Zusi, Jamie	10-0	0	0	0	0	.000	0	.000	0	0	4	1	0	9-26	.346	0-00:00
TM	Team	17-0	0	0	0	0	.000	0	.000	0	0	0	34	0	0-0	.000	1-00:30
Totals		19	282	146	428	867	.325	549	.633	22	1	677	290	156	330-548	.602	62-56:00
Opponents		19	207	111	318	707	.293	418	.591	23	0	530	307	131	218-548	.398	55-42:00

##	Name	GP-GS	Minutes	GA	GAAvg	Saves	Pct	W	L	SF
30	Smith, Garrett	4-0	27:35	3	6.53	5	.625	0	0	19
28	Barr, Evan	2-0	07:12	1	8.33	1	.500	0	0	5
32	Bonafede, Andrew	8-0	80:06	14	10.49	13	.481	0	0	48
48	Helm, William	19-19	1028:14	188	10.97	192	.505	16	3	634
42	Taweel, Brodie	1-0	01:26	1	41.86	0	.000	0	0	1
Totals			1144:33	207	10.85	211	.505	16	3	707
Opponents			1144:33	282	14.78	267	.486	3	16	867

Italics denote non-returning players

2023 ACC STANDINGS

TEAM	OVERALL					
	WON	LOST	PCT.	HOME	AWAY	NEUTRAL
Duke	16	3	.842	9-0	4-2	3-1
Notre Dame	14	2	.875	6-1	5-1	3-0
Virginia	13	4	.765	7-2	4-1	2-1
Syracuse	8	7	.533	5-4	2-3	1-0
North Carolina	7	7	.500	5-3	2-3	0-1

2023 ALL-ATLANTIC COAST CONFERENCE TEAM

Offensive Player of Year: Brennan O'Neill, Duke
 Defensive Player of Year: Liam Entenmann, Notre Dame
 Goalkeeper of Year: Liam Entenmann, Notre Dame
 Freshman of Year: Joey Spallina, Syracuse
 Coach of Year: John Danowski, Duke

- A - Brennan O'Neill, Duke
- A - Dyson Williams, Duke
- A - Chris Kavanagh, Notre Dame
- A - Pat Kavanagh, Notre Dame
- A - Xander Dickson, Virginia
- A - Connor Shellenberger, Virginia
- M - Eric Dobson, Notre Dame
- M - Cole Kirst, Syracuse
- M - Thomas McConvey, Virginia
- D - Kenny Brower, Duke
- D - Chris Fake, Notre Dame
- D - Cole Kastner, Virginia
- D - Cade Saustad, Virginia
- G - Liam Entenmann, Notre Dame
- LSM - Will Donovan, Notre Dame
- SSDM - Ben Ramsey, Notre Dame
- FO - Jake Naso, Duke
- FO - Petey LaSalla, Virginia

ACC OFFENSIVE PLAYERS OF THE WEEK

Feb. 7	Brennan O'Neill, Jr., A, Duke
Feb. 14	Joey Spallina, Fr., A, Syracuse
Feb. 21	Brennan O'Neill, Jr., A, Duke
	Connor Shellenberger, Jr., A, Virginia
Feb. 28	Payton Cormier, Sr., A, Virginia
March 7	Brennan O'Neill, Jr., A, Duke
March 14	Xander Dickson, Sr., A, Virginia
March 21	Pat Kavanagh, Sr., A, Notre Dame
March 28	Connor Shellenberger, Jr., A, Virginia
April 4	Brennan O'Neill, Jr., A, Duke
April 11	Pat Kavanagh, Sr., A, Notre Dame
	Joey Spallina, Fr., A, Syracuse
April 18	Jake Naso, Jr., FO, Duke
April 25	Xander Dickson, Sr., A, Virginia
May 2	Dyson Williams, Sr., A, Duke
May 9	Chris Kavanagh, So., A, Notre Dame

ACC DEFENSIVE PLAYERS OF THE WEEK

Feb. 7	Will Mark, Sr., G, Syracuse
Feb. 14	Grayson Sallade, Sr., SSDM, Virginia
Feb. 21	Jake Naso, Jr., FO, Duke
	Petey LaSalla, Gr., FO, Virginia
Feb. 28	Wilson Stephenson, Gr., LSM, Duke
	Cade Saustad, Sr., D, Virginia
March 7	Liam Entenmann, Sr., G, Notre Dame
March 14	Liam Entenmann, Sr., G, Notre Dame
March 21	William Helm, Gr., G, Duke
March 28	Cole Kastner, Jr., D, Virginia
April 4	William Helm, Gr., G, Duke

DUKE IN THE FINAL 2023 STATISTICAL RANKINGS

TEAM CATEGORY	ACC	NCAA
Assists Per Game (7.68)	5	16
CTs Per Game (8.21)	5	32
Clearing Percentage (.900)	2	12
Faceoff Win % (.602)	1	7
GBs Per Game (35.63)	2	9
Man-Down Defense (.662)	2	26
Man-Up Offense (.431)	4	23
Points Per Game (22.53)	5	14
Saves Per Game (11.11)	4	52
Scoring Defense (10.89)	2	26
Scoring Margin (3.95)	3	5
Scoring Offense (14.84)	3	5
Shot % (.325)	5	17
TOs Per Game (15.26)	4	19
Win Percentage (.842)	2	2

INDIVIDUAL	ACC	NCAA
BRENNAN O'NEILL		
Assists Per Game (2.21)	3	14
Goals Per Game (2.89)	4	17
Points Per Game (5.11)	2	4
Man-Up Goals (7)	4	13
Shot Percentage (.359)	13	87

DYSON WILLIAMS		
Goals Per Game (3.16)	3	11
Points Per Game (3.42)	10	61
Shot Percentage (.465)	3	9

ANDREW MCADOREY		
Assists Per Game (1.32)	8	68
Points Per Game (3.21)	11	77
Goals Per Game (1.89)	11	106

TYLER CARPENTER		
CTs Per Game (0.84)	14	170
GBs Per Game (3.47)	7	77

JAKE NASO		
GBs Per Game (8.63)	1	9
Faceoff Winning Percentage (.620)	1	8

WILSON STEPHENSON		
CTs Per Game (1.53)	3	31
GBs Per Game (3.26)	8	83

WILLIAM HELM		
Goals Against Average (10.97)	2	19
Save Percentage (.505)	4	32
Saves Per Game (10.11)	4	53

KENNY BROWER		
CTs Per Game (1.16)	6	81

>> 2023 MISCELLANEOUS STATISTICS

3+ GOAL GAMES

7, Dyson Williams vs. High Point (2/7)
6, Brennan O'Neill vs. Michigan (5/20)
6, Dyson Williams vs. Syracuse (4/29)
6, Brennan O'Neill vs. Virginia (3/31)
5, Dyson Williams vs. North Carolina (3/17)
5, Brennan O'Neill vs. Jacksonville (2/11)
4, Dyson Williams vs. Merrimack (5/7)
4, Brennan O'Neill vs. Syracuse (4/29)
4, Dyson Williams vs. Air Force (3/20)
4, Brennan O'Neill vs. Syracuse (3/5)
4, Brennan O'Neill vs. Denver (2/17)
4, Andrew McAdorey vs. High Point (2/7)
4, Dyson Williams vs. Bellarmine (2/4)
3, Brennan O'Neill vs. Penn State (5/27)
3, Garrett Leadmon vs. Penn State (5/27)
3, Dyson Williams vs. Michigan (5/20)
3, Andrew McAdorey vs. Michigan (5/20)
3, Dyson Williams vs. Delaware (5/14)
3, Andrew McAdorey vs. Delaware (5/14)
3, Andrew McAdorey vs. Virginia (4/15)
3, Dyson Williams vs. Notre Dame (4/8)
3, Dyson Williams vs. Virginia (3/31)
3, Garrett Leadmon vs. Virginia (3/31)
3, Brennan O'Neill vs. Saint Joseph's (3/25)
3, Brennan O'Neill vs. Air Force (3/20)
3, Garrett Leadmon vs. North Carolina (3/17)
3, Andrew McAdorey vs. Loyola (3/10)
3, Brennan O'Neill vs. Loyola (3/10)
3, Garrett Leadmon vs. Loyola (3/10)
3, Dyson Williams vs. Penn (2/25)
3, Andrew McAdorey vs. Penn (2/25)
3, Dyson Williams vs. Jacksonville (2/11)
3, Andrew McAdorey vs. Bellarmine (2/4)

5+ POINT GAMES

9, Brennan O'Neill vs. Merrimack (5/7)
9, Brennan O'Neill vs. Virginia (3/31)
9, Andrew McAdorey vs. Loyola (3/10)
7, Brennan O'Neill vs. Michigan (5/20)
7, Dyson Williams vs. Syracuse (4/29)
7, Brennan O'Neill vs. Denver (2/17)
7, Brennan O'Neill vs. Bellarmine (2/4)
7, Dyson Williams vs. High Point (2/7)
6, Brennan O'Neill vs. Syracuse (4/29)
6, Brennan O'Neill vs. Saint Joseph's (3/25)
6, Brennan O'Neill vs. Syracuse (3/5)
6, Andrew McAdorey vs. High Point (2/7)
5, Dyson Williams vs. North Carolina (3/17)
5, Brennan O'Neill vs. North Carolina (3/17)
5, Brennan O'Neill vs. Penn (2/25)
5, Andrew McAdorey vs. Denver (2/17)
5, Brennan O'Neill vs. Jacksonville (2/11)
5, Andrew McAdorey vs. Bellarmine (2/4)

3+ ASSIST GAMES

7, Brennan O'Neill vs. Merrimack (5/7)
6, Andrew McAdorey vs. Loyola (3/10)
5, Brennan O'Neill vs. Bellarmine (2/4)
4, Brennan O'Neill vs. North Carolina (3/17)
3, Brennan O'Neill vs. Delaware (5/14)
3, Brennan O'Neill vs. Virginia (3/31)
3, Brennan O'Neill vs. Saint Joseph's (3/25)
3, Brennan O'Neill vs. Penn (2/25)
3, Brennan O'Neill vs. Denver (2/17)
3, Andrew McAdorey vs. Denver (2/17)

5+ GBS GAMES

16, Jake Naso vs. Jacksonville (2/11)
12, Jake Naso vs. Syracuse (3/5)
11, Jake Naso vs. Syracuse (4/29)
11, Jake Naso vs. Notre Dame (4/8)
11, Jake Naso vs. Denver (2/17)
10, Jake Naso vs. Air Force (3/20)
9, Jake Naso vs. Virginia (4/15)
8, Jake Naso vs. Delaware (5/14)
8, Jake Naso vs. Merrimack (5/7)
8, Jake Naso vs. North Carolina (3/17)
8, Jake Naso vs. Penn (2/25)
7, Tyler Carpenter vs. Penn (2/25)
7, Jake Naso vs. Bellarmine (2/4)
6, Jake Naso vs. Notre Dame (5/29)
6, Jake Naso vs. Michigan (5/20)
6, Tyler Carpenter vs. Virginia (3/31)
6, Wilson Stephenson vs. Saint Joseph's (2/25)
6, Wilson Stephenson vs. North Carolina (3/17)
6, Jake Naso vs. Loyola (3/10)
6, Tyler Carpenter vs. Syracuse (3/5)
6, Wilson Stephenson vs. Penn (2/25)
6, Jake Naso vs. High Point (2/7)
5, Tyler Carpenter vs. Michigan (5/20)
5, Tyler Carpenter vs. Delaware (5/14)
5, Tyler Carpenter vs. Virginia (4/15)
5, Brennan O'Neill vs. Virginia (3/31)
5, Jake Naso vs. Virginia (3/31)
5, Kenny Brower vs. Saint Joseph's (3/25)

10+ FACEOFF GAMES

22, Jake Naso vs. Penn State (5/27)
22, Jake Naso vs. Syracuse (4/29)
22, Jake Naso vs. Notre Dame (4/8)
21, Jake Naso vs. Virginia (4/15)
21, Jake Naso vs. Syracuse (3/5)
19, Jake Naso vs. Jacksonville (2/11)
18, Jake Naso vs. Loyola (3/10)
18, Jake Naso vs. Penn (2/25)
16, Jake Naso vs. North Carolina (3/17)
16, Jake Naso vs. Bellarmine (2/4)
15, Jake Naso vs. Delaware (5/14)
15, Jake Naso vs. Saint Joseph's (3/25)
14, Jake Naso vs. Michigan (5/20)
14, Jake Naso vs. Virginia (3/31)
14, Jake Naso vs. High Point (2/7)
14, Jake Naso vs. Denver (2/17)
13, Jake Naso vs. Air Force (3/20)
11, Jake Naso vs. Merrimack (5/7)

3+ CAUSED TURNOVERS

4, Kenny Brower vs. Michigan (5/20)
4, Wilson Stephenson vs. Penn (2/25)
3, Will Frisoli vs. Notre Dame (5/29)
3, Kenny Brower vs. Penn State (5/27)
3, Wilson Stephenson vs. Penn State (5/27)
3, Jack Gray vs. Virginia (4/15)
3, Wilson Stephenson vs. Saint Joseph's (3/25)
3, Kenny Brower vs. Air Force (3/20)

10+ SAVES

19, William Helm vs. Penn (2/25)
15, William Helm vs. High Point (2/7)
14, William Helm vs. Michigan (5/20)
14, William Helm vs. Virginia (3/31)
14, William Helm vs. North Carolina (3/17)
12, William Helm vs. Virginia (4/15)
12, William Helm vs. Syracuse (3/5)
11, William Helm vs. Delaware (5/14)
11, William Helm vs. Jacksonville (2/11)
10, William Helm vs. Notre Dame (5/29)
10, William Helm vs. Notre Dame (4/8)

FIRST TEAM ALL-AMERICA*

1948	Charles Gilfillan	D
1951	Charles Gilfillan	D
1952	Bob Bickel	D
1954	Everett Anderson	D
1995	Matt Ogelsby	M
1996	Tyler Hardy	D
1997	Jim Gonnella	M
	David Stilley	D
1998	Scott Diggs	M
1999	Stephen Card	D
2000	Stephen Card	D
2002	Kevin Cassese	M
2003	Kevin Cassese	M
2005	Matt Danowski	A
	Aaron Fenton	G
	Matt Zash	M
2007	Casey Carroll	D
	Matt Danowski	A
	Zack Greer	A
	Nick O'Hara	LSM
2008	Matt Danowski	A
	Zack Greer	A
	Nick O'Hara	LSM
2009	Ned Crotty	A
2010	Ned Crotty	A
2012	CJ Costabile	LSM
	Robert Rotanz	M
2013	Brendan Fowler	M/FO
	David Lawson	M
2014	Deemer Class	M
	Jordan Wolf	A
2015	Will Haus	SSDM
	Myles Jones	M
2016	Deemer Class	M
	Myles Jones	M
2018	Justin Guterding	A
	Cade Van Raaphorst	D
	Brad Smith	M
2019	JT Giles-Harris	D
	Cade Van Raaphorst	D
2020	Not awarded due to COVID-19 pandemic	
2021	JT Giles-Harris	D
	Nakeie Montgomery	M
	Michael Sowers	A
2022	Nakeie Montgomery	M
2023	Kenny Brower	D
	Jake Naso	FO
	Brennan O'Neill	A

SECOND TEAM ALL-AMERICA

1951	Bob Bickel	D
	Fred Eisenbrandt	M
	Rod Boyce	A
1952	Don Bafford	G
	Dan Peacock	M
1954	Dick Bollinger	M
1989	Josh Dennis	A
1994	Scott Harrison	A
	Matt Ogelsby	M
1997	Tyler Hardy	M
	Joe Kirmser	G
1998	John Fay	A
1999	Nick Hartofilis	M
2000	Nick Hartofilis	M
2001	Kevin Cassese	M
2005	Peter Lamade	M
	Tony McDevitt	D

2008	Tony McDevitt	D
	Ned Crotty	M
2009	Parker McKee	D
2010	Parker McKee	D
	Max Quinzani	A
2011	Justin Turri	M
2012	Michael Manley	D
	Jordan Wolf	A
2013	Jordan Wolf	A
2014	Myles Jones	M
2015	Deemer Class	M
2017	Justin Guterding	A
2019	Brad Smith	M
2020	Not awarded due to COVID-19 pandemic	
2022	Brennan O'Neill	A

THIRD TEAM ALL-AMERICA

1949	Bert Nuttle	D
	Rod Boyce	A
1950	Rod Boyce	A
	Charles Gilfillan	D
1953	Dick Bollinger	M
	Nolan Rogers	D
1955	Richard Saunders	M
1968	Steve Sachs	A
1969	Steve Sachs	A
1972	Mark Sammis	D
1992	David Donovan	M
1993	Matt Ogelsby	M
1995	Scott Harrison	A
	Tyler Hardy	D
	Joe Kirmser	G
	Ross Moscatelli	M
1996	Jim Gonnella	M
1997	John Fay	A
1998	Stephen Card	D
1999	Scott Diggs	M
	Jared Froad	A
	Tim Knowles	M
2000	T.J. Durnan	A
2005	Zack Greer	A
2007	Tony McDevitt	D
	Dan Loftus	G
2008	Dan Loftus	G
	Max Quinzani	A
	Brad Ross	M
2009	Max Quinzani	A
	Brad Ross	M
2010	CJ Costabile	LSM
	Michael Manley	D
2011	CJ Costabile	LSM
	Zach Howell	A
	Tom Montelli	LSM
2013	Josh Offit	M
2014	Luke Duprey	LSM
	Brendan Fowler	FO
	Chris Hipps	D
2017	Brad Smith	M
	Cade Van Raaphorst	D
2018	JT Giles-Harris	D
2019	Nakeie Montgomery	M
2020	Not awarded due to COVID-19 pandemic	
2021	Mike Adler	G
	Tyler Carpenter	LSM
2022	Kenny Brower	D
	Tyler Carpenter	LSM
2023	Tyler Carpenter	LSM
	Garrett Leadmon	M

HONORABLE MENTION ALL-AMERICA

1940	Ray Brown	Unknown
1941	Ray Brown	Unknown
1947	Joe Cary	D
	Ed Koffenberger	D
	Olin Gilbert	M
	Tom Petit	A
	Less Hoshall	M
1948	Dave Tubbs	G
	Garrett Billmire	D
	Don Clausen	M
	Fred Eisenbrandt	M
	Rod Boyce	A
1949	Less Hoshall	A
	Howard Heiss	M
	Dave Tubbs	G
	Fred Eisenbrandt	M
	John Heller	D
1950	Gene Corrigan	A
	Fred Eisenbrandt	M
	Howard Heiss	M
	John Heller	F
	Bert Nuttle	D
1951	Don Clausen	M
	Gene Corrigan	A
	Bob Hansen	A
	Don Bafford	G
1952	Brooke Cottman	M
1953	Don Rutter	A
1954	Kirvan Pierson	D
	Ronald Wilson	A
1955	Everett Anderson	D
1957	William Richardson	A
1959	Robert Rippel	M
	Wade Byrd	D
1968	Malcolm Travelstead	M
1969	Art Tremaine	D
1970	Jeff Board	M
1971	Mark Sammis	D
1973	Bob Rice	M
1974	Mark Sammis	M
1976	John Haldeman	M
1977	Joe Devlin	M
1979	Pete Gustafson	M
	Tony Cullen	A
1982	Dave Hagler	M
1985	Ken Lukes	A
1986	Peter Rubin	A
1987	Peter Rubin	A
	Jim Cabrera	M
1988	Michael Conway	D
	Josh Dennis	A
1989	Keith Melchionni	M
1990	Josh Dennis	A
	Keith Melchionni	M
1991	Joe Matassa	A
	Keith Melchionni	M
	Gregg Schmalz	M
1992	Joe Matassa	A
1993	Derek Thomson	D
1994	Joe Proud	D
1997	Greg Ehrnman	D
	Scott Diggs	M
1998	Tim Knowles	M
1999	Matt Breslin	G
	T.J. Durnan	A
	John O'Donnell	M
2000	Jared Froad	A

2001	Scott Bross	M
	Chris Hartofilis	M
	Stuart Schwartz	D
2002	Dan Hauber	D
	A.J. Kincel	G
2003	Kevin Brennan	M
	Matt Rewkowski	A
2004	Matt Danowski	A
	Matt Zash	M
2005	Casey Carroll	A
2007	Brad Ross	M
2008	Parker McKee	D
2009	CJ Costabile	LSM
2011	Robert Rotanz	M
	Jordan Wolf	A
2012	Justin Turri	M
2013	Josh Dionne	A
	Will Haus	SSDM
	Jake Tripucka	M
2014	Josh Dionne	A
	Will Haus	SSDM
	Henry Lobb	D
	Christian Walsh	M
2016	Justin Guterding	A
	Kyle Rowe	FO
2017	Jack Bruckner	A
	Danny Fowler	G
	Kyle Rowe	FO
	Tommy Zenker	SSDM
2018	Peter Conley	M
2019	John Prendergast	SSDM
2020	Not awarded due to COVID-19 pandemic	
2021	Jake Naso	FO
	Brennan O'Neill	A
	Joe Robertson	A
2022	Mike Adler	G
	Andrew McAdorey	M
2023	Andrew McAdorey	M
	Wilson Stephenson	D
	Dyson Williams	A

**TEWAARATON TROPHY
NATIONAL PLAYER OF THE YEAR**

Matt Danowski	2007
Ned Crotty	2010
Brennan O'Neill	2023

**LT. RAYMOND J. ENNERS AWARD
NATIONAL PLAYER OF THE YEAR**

Matt Danowski	2007, 08
Brennan O'Neill	2023

**ENSIGN C. MARKLAND KELLY, JR.
NATIONAL GOALKEEPER OF THE YEAR**

Aaron Fenton	2005
--------------	------

**LT. COL. J.I. (JACK) TURNBULL
NATIONAL ATTACKMAN OF THE YEAR**

Matt Danowski	2005, 07
Zack Greer	2008
Ned Crotty	2009

**LT. DONALD MACLAUGHLIN
NATIONAL MIDFIELDER OF THE YEAR**

Jim Gonnella	1997
Kevin Cassese	2002
CJ Costabile	2012
Myles Jones	2015, 2016

**WILLIAM F. SCHMEISSER
NATIONAL DEFENSEMAN OF THE YEAR**

Tyler Hardy	1996
Nick O'Hara	2008
JT Giles-Harris	2021

**NATIONAL ROOKIE OF THE YEAR
(SELECTED BY INSIDE LACROSSE)**

Zack Greer	2005
------------	------

**F. MORRIS TOUCHSTONE
NATIONAL COACH OF THE YEAR**

Mike Pressler	2005
John Danowski	2010
John Danowski	2013

USILA SERVICE AWARD

Gene Corrigan	1997
---------------	------

ACC PLAYER OF THE YEAR

Matt Ogelsby	1995
Kevin Cassese	2001
Matt Danowski	2005, 07, 08
Ned Crotty	2009

ACC OFFENSIVE PLAYER OF THE YEAR

Jordan Wolf	2014
Myles Jones	2016
Justin Guterding	2018
Brennan O'Neill	2023

ACC DEFENSIVE PLAYER OF THE YEAR

CJ Costabile	2012*
Brendan Fowler	2013
JT Giles-Harris	2019

* denotes co-defensive player of the year

ACC ROOKIE OF THE YEAR

Scott Diggs	1996
Matt Danowski	2004
Zack Greer	2005
Michael Manley	2008
Justin Guterding	2015
Brennan O'Neill	2021

ACC COACH OF THE YEAR

Mike Pressler	1995
Mike Pressler	2001
Mike Pressler	2005
John Danowski	2007
John Danowski	2011
John Danowski	2012
John Danowski	2023

ALL-ACC*

1977	Joe Devlin
1978	Jim Ferguson
1979	Pete Gustafson
1983	Chris Sussingham
1985	Jim Cabrera
1986	Ken Lukes
	Peter Ortale
	Peter Rubin
1987	Maurice Glavin
	Jim Cabrera
	Peter Rubin
	Ken Lukes
1988	Josh Dennis
	Peter Rubin
1989	Josh Dennis

	Keith Melchionni
1990	Josh Dennis
	Keith Melchionni
1991	Gregg Schmalz
1992	David Donovan
	Carter Hertzberg
1993	Matt Ogelsby
1994	Scott Harrison
	Matt Ogelsby
1995	Matt Ogelsby
	Tyler Hardy
	Scott Harrison
	Ross Moscatelli
1996	Tyler Hardy
	Jim Gonnella
1997	Greg Ehrnman
	John Fay
	Jim Gonnella
	Tyler Hardy
	Joe Kirmser
1998	Scott Diggs
	John Fay
	Jared Froid
1999	Stephen Card
	Jared Froid
	Nick Hartofilis
	Tim Knowles
	John O'Donnell
2000	Stephen Card
	T.J. Durnan
	Nick Hartofilis
2001	Scott Bross
	Kevin Cassese
	Chris Hartofilis
2002	Kevin Cassese
	Dan Hauber
2003	Kevin Cassese
	Matt Rewkowski
2004	Peter Lamade
	Matt Zash
2005	Matt Danowski
	Aaron Fenton
	Zack Greer
	Tony McDevitt
	Matt Zash
2007	Casey Carroll
	Matt Danowski
	Zack Greer
	Nick O'Hara
2008	Matt Danowski
	Zack Greer
	Tony McDevitt
	Max Quinzani
2009	Ned Crotty
	Max Quinzani
2010	Ned Crotty
	Parker McKee
	Max Quinzani
2011	CJ Costabile
	Jordan Wolf
2012	CJ Costabile
	Robert Rotanz
	Jordan Wolf
2013	Brendan Fowler
	David Lawson
	Jordan Wolf

2014	Deemer Class Brendan Fowler Myles Jones Jordan Wolf
2015	Deemer Class Will Haus Myles Jones
2016	Deemer Class Justin Guterding Myles Jones
2017	Jack Bruckner Danny Fowler Justin Guterding Kyle Rowe Cade Van Raaphorst
2018	Danny Fowler Justin Guterding Brad Smith Joe Stein Cade Van Raaphorst
2019	JT Giles-Harris John Prendergast Brad Smith Cade Van Raaphorst
2020	Not awarded due to COVID-19 pandemic
2021	Mike Adler JT Giles-Harris Nakeie Montgomery Michael Sowers
2022	Mike Adler Kenny Brower Tyler Carpenter Nakeie Montgomery Brennan O'Neill
2023	Kenny Brower Jake Naso Brennan O'Neill Dyson Williams

ACC ALL-TOURNAMENT*

1992	Michael Becker
1993	Carter Hertzberg Matt Ogelsby
1994	Scott Harrison
1995	Jim Gonnella Scott Harrison Joe Kirmser Ross Moscatelli Matt Ogelsby
1997	John Fay Jim Gonnella Joe Kirmser John O'Donnell
1998	John Fay
1999	Matt Breslin Stephen Card Scott Diggs T.J. Durnan Tim Knowles
2000	Stephen Card Nick Hartofilis
2001	Kevin Brennan Matt Breslin Scott Bross Kevin Cassese Dan Chemotti Chris Hartofilis

2002	Dan Hauber Terrence Keaney A.J. Kincel Alex Lieske Jimmy Regan
2003	Kevin Cassese A.J. Kincel Matt Rewkowski John Wendling
2004	Matt Danowski
2005	Matt Danowski Aaron Fenton Zack Greer
2007	Bo Carrington Casey Carroll Matt Danowski Zack Greer Dan Loftus
2008	Ned Crotty Matt Danowski Zack Greer Dan Loftus Tony McDevitt Parker McKee Nick O'Hara Maz Quinzani
2009	CJ Costabile Mike Catalino Ned Crotty Zach Howell Mike Manley Max Quinzani Steve Schoeffel
2010	Max Quinzani
2011	CJ Costabile Zach Howell David Lawson Dan Wigrizer
2012	CJ Costabile Josh Dionne Will Haus Christian Walsh Dan Wigrizer
2013	Brendan Fowler Jordan Wolf
2014	Deemer Class Case Matheis
2015	Jack Bruckner Myles Jones Case Matheis Kyle Rowe
2016	Danny Fowler Myles Jones Ethan Powley Kyle Rowe
2017	Jack Bruckner
2018	Brad Smith Reilly Walsh
2019	Brad Smith
2020	Tournament not played due to COVID-19 pandemic

ACC TOURNAMENT MVP

1995	Ross Moscatelli
2001	Scott Bross
2002	A.J. Kincel

2007	Matt Danowski
2008	Dan Loftus
2009	CJ Costabile
2012	Christian Walsh

* 2020 ACC Tournament not played due to COVID-19

NCAA ALL-TOURNAMENT

1999	John Fay
2005	Matt Danowski Dan Flannery Nick O'Hara Matt Zash
2007	Ned Crotty Matt Danowski Zack Greer Nick O'Hara
2008	Zack Greer
2010	CJ Costabile Zach Howell Michael Manley Max Quinzani
2013	Brendan Fowler David Lawson Jake Tripucka Jordan Wolf
2014	Deemer Class Will Haus Myles Jones Kyle Keenan Jordan Wolf
2018	Justin Guterding JT Giles-Harris
2019	Brad Smith
2020	NCAA Tournament not played due to COVID-19 pandemic
2022	Garrett Leadmon Jake Naso Brennan O'Neill

NCAA TOURNAMENT MVP

2013	Brendan Fowler
2014	Jordan Wolf

NORTH-SOUTH GAME

1941	Ray Brown
1942	John Reisner
1943	Larry Phelps Jack Hebb
1946	Jim Corrigan Walter Ross Tom Gorsuch Olin Gilbert
1947	Ed Koffenberger Lee Hoshall Olin Gilbert Tom Petit
1948	Garrett Billmire
1949	Lee Hoshall Howard Heiss Bert Nuttle
1950	Jack Heller Howard Heiss
1951	Rod Boyce Dan Clausen Charles Gilfillan
1952	Dan Peacock Bob Bickel Don Bafford Brooke Cottman

1953	Nolan Rogers Don Rutter
1954	Richard Bollinger Albert Lynch Ronald Wilson
1955	Michael Harrington
1956	Donald Scott
1957	Fred Hearn
1968	Malcolm Travelstead
1969	Steve Sachs
1970	Jeff Board Bruce Corrie (coach)
1971	Bruce Corrie (coach)
1974	Mark Sammis
1978	James Ferguson
1979	Pete Gustafson
1980	Tony Cullen
1982	Dave Hagler
1983	Chris Sussingham
1985	Jeff Spear
1986	Curt Cimei Mark Gillin
1987	Peter Ortale Maurice Glavin
1988	Michael Conway Peter Rubin
1989	Paul Mahoney Tony Cullen (coach)
1990	Josh Dennis John Wiseman
1991	Keith Melchionni
1992	Joe Matassa Gregg Schmalz David Donovan
1993	Andy Droney Carter Herzberg Derek Thomson Mike Pressler (coach)
1994	Chris Affolter Mike Clayton Ken Fasanaro
1995	Scott Harrison Ross Moscatelli Matt Ogelsby
1996	Ross Thomson
1997	Jim Gonnella Tyler Hardy Joe Kirmser
1998	John Fay Craig Seyffer
1999	Scott Diggs Tim Knowles
2000	Stephen Card Nick Hartofilis
2003	Kevin Brennan Kevin Cassese
2005	Aaron Fenton Ryan Marshall

USILA SCHOLAR ALL-AMERICA

1995	Scott Harrison Ross Moscatelli
1997	Jim Gonnella Tyler Hardy Joe Kirmser
1998	John Fay
2000	T.J. Durnan Jared Froad
2001	Scott Bross Chris Hartofilis Stuart Schwartz
2002	Dan Hauber
2003	Kevin Brennan Kevin Cassese
2007	Tony McDevitt Nick O'Hara
2008	Brad Ross
2009	Ryan McFadyen Brad Ross
2010	Parker McKee Max Quinzani
2011	Zach Howell Tom Montelli
2012	CJ Costabile Robert Rotanz
2013	Josh Offit
2014	Brendan Fowler Chris Hipps Christian Walsh Jordan Wolf
2015	Will Haus
2016	Deemer Class
2017	Jack Bruckner Kyle Rowe Tommy Zenker
2018	Justin Guterding
2019	Cade Van Raaphorst Peter Welch
2020	JT Giles-Harris, Terry Lindsay Sean Lowrie Joey Manown Kevin Quigley Turner Uppgren Reilly Walsh
2022	Nakeie Montgomery Joe Robertson
2023	William Helm Garrett Leadmon Wilson Stephenson

COSIDA ACADEMIC ALL-DISTRICT III

2007	Ed Douglas, 1st Team
2008	Max Quinzani, 1st Team
2009	Max Quinzani, 1st Team
2010	Max Quinzani, 1st Team
2012	CJ Costabile, 1st Team
2014	Jordan Wolf, 1st Team
2016	Deemer Class, 1st Team
2023	Wilson Stephenson

COSIDA ACADEMIC ALL-AMERICA

2007	Ed Douglas, 2nd Team
2008	Max Quinzani, 3rd Team
2009	Max Quinzani, 2nd Team
2010	Max Quinzani, 1st Team
2012	CJ Costabile, 3rd Team
2014	Jordan Wolf, 3rd Team
2016	Deemer Class, 3rd Team
2023	Wilson Stephenson, 3rd Team

ACC ANNUAL STATISTICAL LEADERS**POINTS**

1967	Steve Sachs	49
1968	Steve Sachs	*42
1969	Steve Sachs	49
1976	Rod Finlayson	58
1978	Tony Cullen	82
1979	Tony Cullen	90
1986	Peter Rubin	61
1988	Paul Mahoney	49
1989	Josh Dennis	60
1998	John Fay	67
2003	Matt Rewkowski	47
2005	Matt Danowski	92
2007	Matt Danowski	96
2008	Matt Danowski	97
2010	Ned Crotty	86
2014	Jordan Wolf	103
2016	Justin Guterding	71
2017	Justin Guterding	97
2018	Justin Guterding	113
2023	Brennan O'Neill	97

GOALS

1967	Steve Sachs	32
1969	Steve Sachs	22
1972	Bob Rice	36
1976	Rod Finlayson	33
1978	Dave Hagler	44
1986	Peter Rubin	46
1987	Peter Rubin	39
1989	Josh Dennis	50
1990	Joe Matassa	35
1997	John Fay	53
1999	T.J. Durnan	^42
2000	T.J. Durnan	42
2003	Matt Rewkowski	36
2005	Zack Greer	57
2007	Zack Greer	67
2008	Zack Greer	65
2009	Max Quinzani	^46
2010	Max Quinzani	68
2012	Robert Rotanz	40
2013	Jordan Wolf	57
2014	Jordan Wolf	64
2016	Deemer Class	50
2017	Justin Guterding	51
2018	Justin Guterding	66

ASSISTS

1954	Ronald Wilson	33
1967	Steve Sachs	34
1968	Steve Sachs	31
1969	Steve Sachs	27
1978	Tony Cullen	40
1979	Tony Cullen	52
1983	Jay Bierman	36
1985	Peter Rubin	28
1986	Ken Lukes	33
1989	Paul Mahoney	37
2004	Dan Flannery	*19
	Matt Danowski	*19
2007	Matt Danowski	52
2008	Matt Danowski	56
2009	Ned Crotty	55
2010	Ned Crotty	63
2016	Myles Jones	37
2017	Justin Guterding	46
2018	Justin Guterding	47
2021	Michael Sowers	44

SAVE PERCENTAGE *

1955	John Baker	15.8
1973	Chuck Sherwood	15.2
1991	Carter Hertzberg	.645
1992	Carter Hertzberg	.700
1995	Joe Kirmser	.625
1997	Craig Seyffer	.613
1998	Matt Breslin	.610
2005	Aaron Fenton	.629
2007	Dan Loftus	.614
2008	Dan Loftus	.625
2017	Danny Fowler	.515

*1954-70 ranked on total saves; 1971-75 on saves per game;

DUKE AND INTERNATIONAL LACROSSE**US LACROSSE**

2002 FIL WORLD CHAMPIONSHIP GOLD MEDALISTS**Players:** Scott Bross, Kevin Cassese, Tim Knowles**Coach:** Mike Pressler**2003 U-19 FIL WORLD CHAMPIONSHIP GOLD MEDALISTS****Most Valuable Player:** Matt Danowski**Player:** Matt Danowski**2006 FIL WORLD CHAMPIONSHIP SILVER MEDALISTS****Player:** Kevin Cassese**2008 U-19 FIL WORLD CHAMPIONSHIP GOLD MEDALISTS****Players:** CJ Costabile, Justin Turri (missed tournament due to injury)**2010 FIL WORLD CHAMPIONSHIP GOLD MEDALISTS****Captain:** Kevin Cassese**Players:** Kevin Cassese, Ned Crotty, Matt Zash**2012 FIL U-19 WORLD CHAMPIONSHIP GOLD MEDALISTS****Players:** Kyle Keenan, Kyle Turri**2014 FIL WORLD CHAMPIONSHIP SILVER MEDALISTS****Head Coach:** Kevin Cassese; **Assistant coach:** Ben DeLuca**Players:** Ned Crotty, David Lawson**2015 FIL WORLD INDOOR CHAMPIONSHIP SILVER MEDALISTS****Players:** CJ Costabile**2016 U-19 FIL WORLD CHAMPIONSHIP GOLD MEDALISTS****Player:** Terry Lindsay, Brad Smith**2018 FIL WORLD CHAMPIONSHIP GOLD MEDALISTS****Coach:** John Danowski**Player:** Ned Crotty, Matt Danowski, Will Haus, Jordan Wolf**2022 U-21 FIL WORLD CHAMPIONSHIP GOLD MEDALISTS****Player:** Kenny Brower, Jake Caputo, Jake Naso, Brennan O'Neill**2023 WORLD CHAMPIONSHIP GOLD MEDALISTS****Coach:** John Danowski**Most Outstanding Player & Midfielder:** Brennan O'Neill**Player:** JT Giles-Harris, Brennan O'Neill, Michael Sowers**CANADA LACROSSE**

2006 FIL WORLD CHAMPIONSHIP GOLD MEDALISTS**PLAYERS:** Taylor Wray, Ryan Marshall**2010 FIL WORLD CHAMPIONSHIP SILVER MEDALISTS****PLAYERS:** Zack Greer**2012 FIL U-19 WORLD CHAMPIONSHIP SILVER MEDALISTS****COACH:** Taylor Wray**2014 FIL WORLD CHAMPIONSHIP GOLD MEDALISTS****ASSISTANT COACH:** Taylor Wray**PLAYERS:** Zack Greer**2015 FIL WORLD INDOOR CHAMPIONSHIP GOLD MEDALISTS****PLAYERS:** Zack Greer**2023 WORLD CHAMPIONSHIP SILVER MEDALISTS****COACH:** Taylor wray**PLAYERS:** Dyson Williams**IRELAND LACROSSE**

2023 WORLD CHAMPIONSHIPS**Players:** Brian Smyth**ISRAEL LACROSSE**

2018 FIL WORLD CHAMPIONSHIPS**Players:** Josh Offit**POLAND LACROSSE**

2010 FIL WORLD CHAMPIONSHIPS**Players:** Josh Coveleski**PUERTO RICO LACROSSE**

2018 FIL WORLD CHAMPIONSHIPS**Players:** JT Giles-Harris**GERMANY LACROSSE**

2014 FIL WORLD CHAMPIONSHIPS**Players:** Andrew Rullan

DUKE IN PROFESSIONAL LACROSSE**DUKE IN PREMIER LACROSSE LEAGUE**

Ned Crotty - Chrome LC (2019-21)
 Deemer Class - Chaos LC (2019-20), Cannons (2021)
 CJ Costabile - Chaos LC (2021-P)
 Matt Danowski - Chrome LC (2019)
 Brendan Fowler - Archers LC (2019-20), Cannons LC (2021)
 JT Giles-Harris - Chrome LC (2021-P)
 Justin Guterding - Chrome LC (2019-21), Whipsnakes (2021-P)
 Will Haus - Chrome LC (2019-P)
 Myles Jones - Chaos LC (2019), Redwoods LC (2020-P)
 Garrett Leadmon - Whipsnakes (2023)
 Michael Manley - Chrome LC (2019-P)
 Nakeie Montgomery - Redwoods LC (2022-P)
 John Prendergast - Chrome LC (2019)
 Patrick Resch - Chaos LC (2019-P)
 Brad Smith - Whipsnakes LC (2019-P)
 Michael Sowers - Waterdogs LC (2021-P)
 Cade Van Raaphorst - Atlas LC (2019-P)
 Jordan Wolf - Chrome LC (2019-22)

PREMIER LACROSSE LEAGUE HONORS**PLL ALL-STARS**

2019 - Ned Crotty, Justin Guterding, Myle Jones, Jordan Wolf
 2021 - Will Haus, Myles Jones
 2022: Myles Jones, Brad Smith, Cade Van Raaphorst, Mike Manley, JT Giles-Harris, CJ Costabile
 2023 - Nakeie Montgomery, JT Giles-Harris, Mike Manley

PLL CHAMPIONS

2020 - Brad Smith
 2021 - CJ Costabile
 2022 - Michael Sowers

DUKE IN MAJOR LEAGUE LACROSSE

Ned Crotty - Chicago Machine (2010), Rochester Rattlers (2011-13, 2016-19), New York Lizards (2014-15)
 Kevin Cassese - Rochester Rattlers (2004-07), Philadelphia Barrage (2007-08), Washington Bayhawks (2009), Boston Cannons (2009)
 Dan Chemotti - New Jersey Pride (2004-08), Washington/Chesapeake Bayhawks (2009-10)
 Deemer Class - Atlanta Blaze (2016-18)
 CJ Costabile - New York Lizards (2012-14), Chesapeake Bayhawks (2014-20)
 Josh Coveleski - Ohio Machine (2012)
 Matt Danowski - New Jersey Pride (2008), Long Island Lizards (2009-11), Charlotte Hounds (2012-14), Chesapeake Bayhawks (2015-18)
 Kyle Dowd - San Francisco Dragons (2006-07), Denver Outlaws (2008), Long Island Lizards (2009)
 Dan Flannery - Chicago Machine (2006-07)
 Brendan Fowler - Charlotte Hounds (2014-18)
 Zack Greer - Long Island Lizards (2009-10, 2012), Denver Outlaws (2013-15)
 Will Haus - Charlotte Hounds (2015-P)
 Zach Howell - Chesapeake Bayhawks (2012-14)
 Myles Jones - Atlanta Blaze (2016), Chesapeake Bayhawks (2016-18)
 David Lawson - Rochester Rattlers (2013-15), New York Lizards (2016)
 Henry Lobb - Charlotte Hounds (2014-15)
 Dan Loftus - Ohio Machine (2012)
 Michael Manley - Rochester Rattlers (2012-P)
 Ryan Marshall - San Francisco Dragons (2006-07)
 Tony McDevitt - New Jersey Pride (2008), Long Island Lizards (2009-10)
 Ryan McFadyen - Denver Outlaws (2010), Charlotte Hounds (2012)
 Parker McKee - Long Island Lizards (2010-12)
 Tom Montelli - Rochester Rattlers (2012-14)
 Matt Ogelsby - LA Riptide (2006-07), San Francisco Dragons (2008)
 Nick O'Hara - Rochester Rattlers (2008), Toronto Nationals (2009), Chesapeake Bayhawks (2010), Hamilton Nationals (2012),
 Max Quinzani - Boston Cannons (2010-11), Long Island Lizards (2012)
 Brad Ross - Toronto Nationals (2009-10), Boston Cannons (2010-12), Rochester Rattlers (2012)
 Robert Rotanz - Rochester Rattlers (2012-13)
 Jake Tripucka - Charlotte Hounds (2013-15), New York Lizards (2016)
 Justin Turri - Charlotte Hounds (2012), Denver Outlaws (2012-13), Rochester Rattlers (2014-15), Boston

Cannons (2016)
 Matt Zash - Philadelphia Barrage (2006-08), Long Island Lizards (2009-10),
 Mike Ward - Denver Outlaws (2008-09), Long Island Lizards (2010-12)
 Jordan Wolf - Rochester Rattlers (2014-18)

MAJOR LEAGUE LACROSSE HONORS**MLL ALL-STARS**

2008 - Matt Danowski
 2009 - Matt Danowski, Zack Greer
 2010 - Matt Danowski
 2011 - Ned Crotty, Matt Danowski, Max Quinzani, Brad Ross, Mike Ward
 2013 - Ned Crotty, Zack Greer, Michael Manley
 2014 - Matt Danowski, Michael Manley, Justin Turri
 2015 - Brendan Fowler, Jordan Wolf
 2016 - Ned Crotty, Brendan Fowler, Michael Manley
 2017 - Myles Jones (MVP)
 2018 - Justin Guterding, Michael Manley

ALL-MLL

2010 - Matt Danowski
 2011 - Ned Crotty, Matt Danowski
 2013 - Matt Danowski
 2014 - Michael Manley
 2015 - Jordan Wolf
 2016 - Michael Manley, Jordan Wolf

MAJOR AWARD WINNERS

2010 MLL Rookie of the Year - Ned Crotty
 2014 Warrior Most Improved Player of the Year - Justin Turri
 2014 Brine Defensive Player of the Year - Michael Manley
 2015 Warrior Offensive Player of the Year - Jordan Wolf
 2016 Co-Defensive Player of the Year - Michael Manley

DUKE IN THE COACHING RANKS**FORMER DUKE PLAYERS as HEAD COACHES**

Kevin Cassese - Lehigh Head Coach (2008-23)
 Dan Chemotti - Richmond Head Coach (2014-P)
 Mike Murphy - Penn Head Coach (2010-P)
 Brad Ross - Bryant Head Coach (2023-P)
 Justin Turri - St. John's Head Coach (2023-P)
 Taylor Wray - Saint Joseph's Head Coach (2012-P)

FORMER DUKE PLAYERS as ASSISTANT COACHES

Kevin Cassese - Virginia Associate Head Coach
 Matt Danowski - Duke Associate Head Coach

FORMER DUKE COACHES as HEAD COACHES

Chris Gabrielli - Providence Head Coach (2013-22)
 John Galloway - Jacksonville Head Coach (2017-P)
 Alex Jernstedt - Grove City College Head Coach (2018-P)
 Ben DeLuca - Delaware Head Coach (2018-P)
 Jim Mitchell - Princeton Assistant Coach (2020-P)

MEN'S LACROSSE IN DUKE HALL OF FAME

CHARLES GILFILLAN



Charles Gilfillan was a three-time All-America for the Duke Lacrosse team. He earned first team honors in 1948 and 1951 and third team merit in 1950. His senior year, the 1951 squad compiled a 6-1 record to finish as the national championship runner-up to the University of Virginia. A defenseman on the field of competition, Gilfillan is remembered as one of the greats in the famed sport.

GENE CORRIGAN



Duke Lacrosse saw its second member inducted into the Duke Sports Hall of Fame in 1991, when Gene Corrigan received the prestigious honor. A member of the 1951 Duke lacrosse team, Gene Corrigan was well known as a driving force in the shaping of intercollegiate athletics as both the Commissioner of the Atlantic Coast Conference and as President of the National Collegiate Athletic Association. Corrigan, who retired from both positions in 1997, was the third commissioner in the 45-year history of the league. Corrigan brought progressive philosophies and ideas to the ACC and helped solidify the conference's reputation as one of the nation's leaders.

Upon his graduation from Duke in 1952, Corrigan, a lacrosse All-America, began his career teaching Latin, English and history while coaching basketball, football and lacrosse at St. Paul's School in Baltimore. The Baltimore native then moved on to occupy almost every desk imaginable in athletics. He served as the lacrosse coach at Washington & Lee, the Sports Information Director and Director of Athletic Programs at Virginia and Athletic Director at Notre Dame before assuming the ACC post in 1987.

Corrigan was also inducted into the Lacrosse Hall of Fame in 1993.

JACK PERSONS



The first athlete of the lacrosse fraternity to be inducted into the Hall of Fame is former head coach Jack Persons. Persons started out as Duke's swimming coach in 1931. At the age of 20, he was the youngest head coach at a major university in the nation. When he retired from coaching 45 years later, he was one of the most admired men in his field. Along the way, his teams recorded 207 victories in 378 meets, including undefeated seasons in 1933 and 1939. Person's teams also captured one Southern Conference Championship, had seven runner-up finishes and were tops among Big Five teams from 1932-35.

Persons also had a storied career coaching the Blue Devil lacrosse team from 1940-66. He directed Duke to one of the greatest upsets in collegiate lacrosse history in 1946 when the Blue Devils shocked national power Maryland, 12-4. In the 1950s, his team was a national contender on a yearly basis with the 1951 squad finishing second in the country. In all, Persons had three teams finish the year ranked among the top-ten teams in the nation, and his 1954 squad won the inaugural ACC Championship.

In addition to his coaching duties, Persons taught physical education at Duke and was a pioneer of swimming in North Carolina. He served as the chairman of the Durham County Red Cross life saving and water safety units.

Persons graduated from Duke in 1933, and was inducted into the Hall in 1986.

KEVIN CASSESE



A three-time USILA All-American, including first-team recognition in 2002 and 2003, Kevin Cassese is one of the most decorated Blue Devil midfielders in program history.

He was a do-it-all midfielder, playing both offense and defense, while also facing off. Cassese was instrumental in helping the Blue Devils capture consecutive ACC Championships in 2001 and 2002 and advance to the NCAA Tournament three times.

The 2002 National Midfielder of the Year and 2001 ACC Player of the Year, Cassese was inducted into the National Lacrosse Hall of Fame in 2018.

The native of Long Island, N.Y., finished his illustrious career with 80 goals and 38 assists and currently ranks 41st in program history with 118 points.

Internationally, Cassese played at the highest level, winning a pair of gold medals with the U.S. National Team.

DUKE RECORDS BOOK

CAREER POINTS

Name	Goals	Assists	Points
1. Matt Danowski (2004-08)	170	183	353
2. Justin Guterding (2015-18)	212	139	351
3. Jordan Wolf (2011-14)	184	120	304
4. Zack Greer (2005-08)	206	79	285
5. Dave Hagler (1978-82)	156	98	254
6. Ned Crotty (2006-10)	92	147	239
7. Max Quinzani (2007-10)	199	37	236
8. Myles Jones (2013-16)	126	105	231
9. Brennan O'Neill (2021-P)	153	73	226
10. Tony Cullen (1978-80)	106	114	220
Peter Rubin (1986-88)	156	64	220
12. Joe Robertson (2018-22)	147	65	212
13. Steve Sachs (1966-69)	101	108	209
14. Ken Lukes (1984-87)	108	95	203
15. Deemer Class (2013-16)	134	67	201
16. John Fay (1995-98)	150	48	198
17. Jack Bruckner (2014-17)	146	51	197
18. Zach Howell (2008-11)	134	58	192
19. Joe Matassa (1989-92)	113	77	190
Case Matheis (2013-16)	95	95	190
21. Rod Finlayson (1973-76)	108	80	188
22. Josh Dennis (1987-90)	129	55	184
23. Jared Froot (1997-00)	99	79	178
24. Dyson Williams (2020-P)	151	21	172
25. T.J. Durnan (1997-00)	125	43	168
26. Christian Walsh (2011-14)	93	71	164
27. Scott Harrison (1992-95)	90	73	163
28. Josh Dionne (2011-14)	140	22	162
29. Paul Mahoney (1986-89)	75	83	158
30. Nakeie Montgomery (2018-P)	88	67	155
31. Greg Patchak (1998-01)	98	54	152
32. Dan Flannery (2003-06)	79	70	149
33. Jon Bierman (1980-83)	75	71	146
34. Jim Gonnella (1994-97)	55	90	145
35. Jim Cabrera (1984-87)	79	65	144
36. Rob Rice (1971-73)	89	46	135
37. Hunt Brawley (1981-84)	89	45	134
38. Pete Gustafson (1976-79)	79	49	128
39. Matt Ogelsby (1992-95)	80	44	124
40. Kevin Brennan (2000-03)	69	53	122
Justin Turri (2008-12)	70	52	122
42. Joey Manown (2017-P)	86	34	120
43. Ross Moscatelli (1992-95)	85	34	119
44. Kevin Cassese (2000-03)	80	38	118
45. Greg Schmalz (1989-92)	85	27	112
46. Scott Diggs (1996-99)	68	36	104
47. Mark Sammis (1971-74)	73	30	103
48. Tom Brodsky (1970-73)	65	36	101
James Ferguson (1975-78)	60	41	101
49. Jim Neffgen (1967-70)	59	41	100
Andrew McAdorey (2022-P)	59	41	100

CAREER GOALS

Name	Years	G
1. Justin Guterding	2015-18	212
2. Zack Greer	2005-08	206
3. Max Quinzani	2007-10	199
4. Jordan Wolf	2011-14	184
5. Matt Danowski	2004-08	170
6. Dave Hagler	1978-82	156
Peter Rubin	1986-88	156
8. Brennan O'Neill	2021-P	153
9. Dyson Williams	2020-P	151
10. John Fay	1995-98	150
11. Joe Robertson	2018-P	147
12. Jack Bruckner	2014-P	146
13. Josh Dionne	2011-2014	140
14. Zach Howell	2008-11	134
Deemer Class	2013-16	134
16. Josh Dennis	1987-90	129
17. Myles Jones	2013-16	126
18. T.J. Durnan	1997-00	125
19. Joe Matassa	1989-92	113
20. Ken Lukes	1984-87	108
Rod Finlayson	1973-76	108
22. Tony Cullen	1978-80	106
23. Steve Sachs	1966-69	101

CAREER ASSISTS

Name	Years	A
1. Matt Danowski	2004-08	183
2. Ned Crotty	2006-10	147
3. Justin Guterding	2015-18	139
4. Jordan Wolf	2011-14	120
5. Tony Cullen	1978-80	114
6. Steve Sachs	1966-69	108
7. Myles Jones	2013-16	105
8. Dave Hagler	1978-82	98
9. Ken Lukes	1984-87	95
Case Matheis	2013-16	95
11. Jim Gonnella	1994-97	90
12. Paul Mahoney	1986-89	83
13. Rod Finlayson	1973-76	80
14. Jared Froot	1997-00	79
Zack Greer	2005-08	79
15. Joe Matassa	1989-92	77
16. Scott Harrison	1992-95	73
Brennan O'Neill	2021-P	73

CAREER SAVES

Name	Years	Saves
1. Joe Kirmser	1994-97	847
2. Danny Fowler	2014-18	624
3. Chuck Sherwood	1972-75	583
4. Matt Breslin	1998-01	579
5. Dan Loftus	2004-08	552

CAREER CAUSED TURNOVERS*

Name	Years	CTs
1. JT Giles-Harris	2017-21	89
2. Luke Duprey	2011-14	88
3. Cade Van Raaphorst	2016-19	67
4. Tyler Carpenter	2020-P	65
5. Wilson Stephenson	2019-23	60
6. Michael Manley	2008-12	57
7. C.J. Costabile	2009-12	56
Ethan Powley	2014-17	56
9. Kenny Brower	2020-P	54
10. Brian Dailey	2012-15	39

* NCAA started officially tracking statistic in 2010

DUKE RECORDS BOOK

SINGLE-SEASON GOALS

Name	Years	G
1. Max Quinzani	2010	68
2. Zack Greer	2007	67
3. Justin Guterding	2018	66
4. Jordan Wolf	2014	64
5. Zack Greer	2008	65
6. Max Quinzani	2008	61
7. Dyson Williams	2023	60
8. Zack Greer	2005	57
Jordan Wolf	2013	57
10. Brennan O'Neill	2023	55
11. John Fay	1997	53
Brennan O'Neill	2022	53
13. Justin Guterding	2015	52
14. Zach Howell	2010	51
Justin Guterding	2017	51
16. Matt Danowski	2005	50
Josh Dennis	1989	50
Deemer Class	2016	50
19. Josh Dionne	2014	49
20. Joe Robertson	2018	48
21. Jack Bruckner	2015	47
Jack Bruckner	2017	47
23. Dan Flannery	2005	46
24. Jack Bruckner	2016	45
Brennan O'Neill	2021	45
26. Matt Danowski	2007	44
27. John Fay	1996	43
Max Quinzani	2009	43
Zach Howell	2011	43
Justin Guterding	2016	43
Dyson Williams	2022	43

SINGLE-SEASON ASSISTS

Name	Years	G
1. Ned Crotty	2010	63
2. Matt Danowski	2008	56
3. Ned Crotty	2009	55
4. Matt Danowski	2007	52
5. Justin Guterding	2018	47
6. Justin Guterding	2017	46
7. Michael Sowers	2021	44
8. Matt Danowski	2005	42
Brennan O'Neill	2023	42
10. Jordan Wolf	2014	39
11. Paul Maloney	1989	37
Myles Jones	2015	37
Myles Jones	2016	37
14. Brad Smith	2018	36
15. Steve Sachs	1967	34
16. Jordan Wolf	2012	33
Case Matheis	2016	33
18. Jim Gonnella	1997	32
19. Zack Greer	2008	30
20. Jordan Wolf	2013	28
Justin Guterding	2016	28
Brad Smith	2019	28
23. Zack Greer	2007	27
Jared Frod	2000	27
T.J. Durnan	1999	27
Scott Harrison	1994	27
Deemer Class	2014	27

SINGLE-SEASON POINTS

Name	Years	Pts
1. Justin Guterding	2018	113
2. Jordan Wolf	2014	103
3. Justin Guterding	2017	97
Matt Danowski	2008	97
Brennan O'Neill	2023	97
6. Matt Danowski	2007	96
7. Zack Greer	2008	95
8. Zack Greer	2007	94
9. Matt Danowski	2005	92
10. Jordan Wolf	2013	87
11. Ned Crotty	2010	86
12. Max Quinzani	2010	82
13. Michael Sowers	2021	81
14. Ned Crotty	2009	78
15. Myles Jones	2015	77
16. Brennan O'Neill	2022	74
17. Dan Flannery	2005	72
Zack Greer	2005	72
19. Justin Guterding	2016	71
20. Zach Howell	2010	70
Justin Guterding	2015	70
Myles Jones	2016	70
23. Max Quinzani	2008	69
Justin Guterding	2016	69
25. John Fay	1998	67
John Fay	1997	67
Myles Jones	2016	67

SINGLE-SEASON SAVES

Name	Year	G
1. Joe Kirmser	1994	243
2. Dan Loftus	2007	226
3. Joe Kirmser	1995	218
4. Joe Kirmser	1997	217
5. Aaron Fenton	2005	210
6. Carter Hertzberg	1992	201
7. William Helm	2023	192
8. Dan Loftus	2008	188
Chuck Sherwood		188
10. Matt Breslin	2001	187
Matt Breslin	2000	187
Carter Hertzberg	1993	187

SINGLE SEASON CAUSED TURNOVERS*

Name	Year	CTs
1. Luke Duprey	2013	37
2. Parker McKee	2010	32
3. Wilson Stephenson	2023	29
3. Tom Montelli	2011	28
4. Michael Manley	2012	27
5. JT Giles-Harris	2019	26
6. Cade Van Raaphorst	2019	24
7. Tyler Carpenter	2021	23
CJ Costabile	2011	23
Cade Van Raaphorst	2018	23
10. Casey Carroll	2014	22
Luke Duprey	2014	22
Peter Welch	2018	22
JT Giles-Harris	2018	22
Kenny Brower	2023	22
14. CJ Costabile	2012	21
Ethan Powley	2016	21

* NCAA started officially tracking statistic in 2010

DUKE SINGLE-GAME RECORDS

GOALS:	John Fay vs. Hobart, 4/12/96	9
ASSISTS:	John Bierman vs. Gettysburg, 4/15/81	8
	Tony Cullen vs. UMBC, 4/4/79	8
	Ned Crotty vs. Sacred Heart, 5/9/10	8
POINTS:	Ten times (most recent)	11
	Myles Jones (5g, 6a) vs. North Carolina, 4/1/16	11
	Ned Crotty (3g, 8a) vs. Sacred Heart, 5/9/10	11
	Max Quinzani (8g, 3a) vs. Sacred Heart, 5/9/10	11
SAVES:	Chuck Sherwood vs. Drexel, 4/26/75	37

DUKE TEAM RECORDS

Most Goals Scored in a Game	41 vs. Guilford, 4/2/1978
	30 vs. Clemson, 1939 !
Most Goals Allowed in a Game	29 at Virginia, 4/8/1992
Fastest Goal From Start of Game	:04, Brendan Fowler vs. Marquette - 5/5/2013
Most Goals Scored in a Season	301, 2008
Most Goals Allowed in a Season	196, 1976
Fewest Goals Scored in a Season (Min. 10 games)	54, 1970
Fewest Goals Allowed in a Season (Min. 10 games)	84, 1952
Lowest Season Scoring Average	0.80 g/gm, 1964
Lowest Opponent Season Scoring Average	2.50 g/gm, 1963
Most Wins in a Season	18, 2008 (18-2)
Most Losses in a Season	10, 1975 (3-10)
Most Overtime Games in a Season	4, 1997, 2019, 2021
Most One-Goal Games in a Season	8, 1997
Longest Winning Streak	12, 2007
Longest Losing Streak	8, 1956 & 1975 & 1981
Consecutive Home Wins in a Season	11, Feb. 16, 2008 - May 10, 2008
Consecutive Home Wins	21, March 30, 2007 - Feb. 20, 2009
Consecutive Home Losses in a Season	6, April 2, 1963 - May 4, 1963
	6, March 12, 1975 - April 26, 1975
Consecutive Home Losses	11, April 2, 1963 - March 26, 1965
Consecutive Road Wins in a Season*	4, March 18, 2014 - May 4, 2014
	4, March 13, 2010 - April 17, 2010
	4, March 2, 2007 - April 7, 2007
Consecutive Road Losses in a Season*	6, March 6, 1976 - April 21, 1976
	6, March 3, 1984 - April 11, 1984
Consecutive Road Wins *	9, April 3, 2008-April 30, 2011
Consecutive Road Losses *	19, April 23, 1955-May 9, 1960
Best Season Start	11-0, 2005
Highest Scoring Margin in a Season	168 (8.40/gm), 2008
Largest Margin of Victory	33, vs. Guilford (41-8), 4/2/1978
	30, vs. Clemson (30-0), 1939 !
Largest Margin of Defeat	27, at Virginia (29-2), 4/8/1972

! against Division I team

* does not include neutral site games

DUKE IN ACC RECORDS BOOK

CAREER POINTS

	Name	G	A	Pts
1.	Matt Danowski	170	183	353
2.	Justin Guterding	212	139	351
3.	Jordan Wolf	184	120	304
4.	Zack Greer	206	79	285
8.	Dave Hagler	156	98	254
13.	Ned Crotty	92	147	239
16.	Max Quinzani	199	37	236
20.	Brennan O'Neill	153	73	226

CAREER GOALS

	Name	Years	G
1.	Justin Guterding	2015-18	212
2.	Zack Greer	2005-08	206
3.	Max Quinzani	2007-10	199
5.	Jordan Wolf	2011-14	184
6.	Matt Danowski	2004-08	170
9.	Dave Hagler	1978-82	156
	Peter Rubin	1986-88	156
11.	Brennan O'Neill	2021-P	153
12.	John Fay	1995-98	150
14.	Jack Bruckner	2014-17	146
17.	Josh Dionne	2011-14	140

CAREER ASSISTS

	Name	Years	A
1.	Matt Danowski	2004-08	183
3.	Ned Crotty	2006-10	147
8.	Justin Guterding	2015-18	139
13.	Jordan Wolf	2011-14	120
15.	Tony Cullen	1978-80	114
20.	Steve Sachs	1966-69	108

CAREER SAVE PERCENTAGE

Rk.	Name	Years	Pct.
4.	Carter Hertzberg	1991-93	.650
8.	Bill McCullough	1985-88	.637

CAREER SAVES

Rk.	Name	Years	Saves
1.	Joe Kirmser	1994-97	843
8.	Danny Fowler	2015-18	622

DUKE IN NCAA SEASON RECORDS BOOK

NCAA SINGLE SEASON POINTS

Name	Year	Points
11. Justin Guterding	2018	113
17. Jordan Wolf	2014	103

NCAA SINGLE SEASON GOALS

Name	Year	G
8. Max Quinzani, Duke	2010	68
9. Zack Greer, Duke	2007	67
11. Justin Guterding	2018	66
14. Zack Greer, Duke	2008	65
16. Jordan Wolf, Duke	2014	64

NCAA SINGLE SEASON ASSISTS

Name	Year	A
15. Ned Crotty, Duke	2010	63

NCAA SINGLE SEASON GROUND BALLS

Name	Year	GBs
5. Brendan Fowler, Duke	2013	209
8. Brendan Fowler, Duke	2014	192

NCAA SINGLE SEASON FACEOFFS WON

Name	Year	A
3. Brendan Fowler, Duke	2013	339
5. Jake Naso, Duke	2023	315

NCAA SINGLE SEASON FACEOFFS ATTEMPTED

Name	Year	A
1. Brendan Fowler, Duke	2013	526
3. Brendan Fowler, Duke	2014	510
4. Jake Naso, Duke	2023	508
26. Jake Naso, Duke	2022	429

NCAA SINGLE SEASON MAN-UP GOALS

Name	Year	A
22. Max Quinzani, Duke	2010	10
Zach Howell, Duke	2010	10
Josh Dionne, Duke	2013	10

#Granted a fifth season of eligibility.

\$Greer's Division I career was completed in 2008. He was granted a fifth season of eligibility, but competed at Bryant, a reclassifying institution, during 2009 season.

DUKE IN NCAA CAREER RECORDS BOOK

NCAA CAREER POINTS

Name	Years	G	A	Pts
3. Michael Sowers, Princeton/Duke*	2017-20; 2021	158	225	383
7. Matt Danowski, Duke	#2004-08	170	183	353
8. Justin Guterding, Duke	2015-18	212	139	351
18. Jordan Wolf, Duke	2011-14	184	120	304
27. Zack Greer, Duke	\$2005-08	206	79	285

*Scored 302 points in his 4 seasons at Princeton

NCAA CAREER POINTS PER GAME

Name	Years	Gms	G	A	Pts	P/Gm
5. Michael Sowers, Princeton/Duke*	2017-20; 2021	64	158	225	383	5.98

*Averaged 6.43 points per game at Princeton

NCAA CAREER GOALS

Name	Years	G
2. Justin Guterding, Duke	2015-18	212
3. Zack Greer, Duke	\$2005-08	206
7. Max Quinzani, Duke	2007-10	199
19. Jordan Wolf	2011-14	184

NCAA CAREER GOALS PER GAME

Name	Years	Gms	G	G/Gm
18. Zack Greer, Duke	2005-08	67	206	3.07

NCAA CAREER ASSISTS

Name	Years	A
3. Michael Sowers, Princeton/Duke *	2017-20; 2021	225
11. Matt Danowski, Duke	#2004-08	183
29. Ned Crotty, Duke	#2006-10	147

*Registered 181 assists at Princeton

NCAA CAREER ASSISTS PER GAME

Name	Years	Gms	G	G/Gm
6. Michael Sowers, Princeton/Duke *	2017-29; 2021	64	225	3.52

*Averaged 3.85 assists per game at Princeton

NCAA CAREER SAVES PER GAME

Name	Years	Games	Saves	Saves/GM
21. Joe Kirmsler	1994-97	58	847	14.60

NCAA CAREER SAVES

Name	Years	Games	Saves
10. Joe Kirmsler	1994-97	58	847

NCAA CAREER MINUTES PLAYED

Name	Years	Games	Minutes
2. Mike Adler, Saint Joseph's/Duke	2017-20/2021-22	69	3,886
9. Danny Fowler, Duke	2015-18	73	3,680

NCAA CAREER FACEOFFS WON

Name	Years	FO Won
8. Kyle Rowe (Stony Brook/Duke)*	2014/2015-17	819
9. Brendan Fowler	2011-14	816

*Started career at stony brook in 2014

NCAA CAREER FACEOFFS ATTEMPTED

Name	Years	FO Attempted
10. Brendan Fowler	2011-14	1,340
11. Kyle Rowe (Stony Brook/Duke)*	2014/2015-17	1,330

*Started career at stony brook in 2014

NCAA CAREER GROUND BALLS/GAME

Name	Years	GB/GM
16. Kyle Rowe (Stony Brook/Duke)*	2014/2015-17	7.80

NCAA CAREER GROUND BALLS

	Name	Years	GBs
9.	Kyle Rowe (Stony Brook/Duke)*	2014/2015-17	499
10.	Brendan Fowler	2011-14	474

NCAA CAREER CAUSED TURNOVERS

	Name	Years	Games	CTs
34.	JT Giles-Harris	2017-21	81	89

INDIVIDUAL MISCELLANEOUS LEADERS**FASTEST GOAL, START OF GAME**

	Name	Date	Opponent	Time
2.	Brendan Fowler	5/5/2013	Marquette	:04

CONSECUTIVE GAMES WITH AT LEAST ONE GOAL

	Name	Dates	Games
3.	Justin Guterding	3/26/16-5/28/18	47

ALL-TIME ACC TOURNAMENT RESULTS**1989 - RUNNER-UP**

Semifinal - #4 Duke def. #1 Maryland, 7-6
 Final - #2 North Carolina def. #4 Duke, 18-6

1990 - SEMIFINALIST

Semifinal - #1 Virginia def. #4 Duke, 18-13

1991 - SEMIFINALIST

Semifinal - #1 North Carolina def. #4 Duke, 11-8

1992 - SEMIFINALIST

Semifinal - #2 Maryland def. #3 Duke, 8-6

ALL-TOURNAMENT TEAM

Duke: Michael Becker

1993 - SEMIFINALIST

Semifinal - #2 North Carolina def. #3 Duke, 13-6

ALL-TOURNAMENT TEAM

Duke: Carter Hertzberg, Matt Ogelsby

1994 - SEMIFINALIST

Semifinal - #1 Virginia def. #4 Duke, 19-13

ALL-TOURNAMENT TEAM

Duke: Scott Harrison

1995 - CHAMPION

Semifinal - #4 Duke def. #1 Virginia, 17-10
 Final - #4 Duke def. #3 North Carolina, 14-6

ALL-TOURNAMENT TEAM

Duke: Jim Gonnella, Scott Harrison, Joe Kirmser, Ross Moscatelli (MVP), Matt Ogelsby,

1996 - SEMIFINALIST

Semifinal - #1 North Carolina def. #4 Duke, 18-8

1997 - RUNNER-UP

Semifinal - #2 Duke def. #3 Maryland, 17-10
 Final - #1 Virginia def. #2 Duke, 12-6

ALL-TOURNAMENT TEAM

Duke: John Fay, Jim Gonnella, Joe Kirmser, Jim O'Donnell

1998 - SEMIFINALIST

Semifinal - #2 Virginia def. #3 Duke, 11-9

ALL-TOURNAMENT TEAM

Duke: John Fay

1999 - RUNNER-UP

Semifinal - #1 Duke def. #4 North Carolina, 9-7
 Final - #2 Virginia def. #1 Duke, 8-7

ALL-TOURNAMENT TEAM

Duke: Matt Breslin, Stephen Card, Scott Diggs, T.J. Durnan, Tim Knowles

2000 - SEMIFINALIST

Semifinal - #3 Maryland def. #2 Duke, 7-6

ALL-TOURNAMENT TEAM

Duke: Stephen Card, Nick Hartofilis

2001 - CHAMPION

Semifinal - #2 Duke def. #3 North Carolina, 11-9
 Final - #2 Duke def. #1 Maryland, 10-6

ALL-TOURNAMENT TEAM

Duke: Kevin Brennan, Matt Breslin, Scott Bross (MVP), Kevin Cassese, Dan Chemotti, Chris Hartofilis

2002 - CHAMPION

Semifinal - #2 Duke def. #3 Maryland, 8-7 (OT)
 Final - #2 Duke def. #1 Virginia, 14-13

ALL-TOURNAMENT TEAM

Duke: Dan Hauber, Terrence Keaney, A.J. Kincel (MVP), Alex Lieske, Jimmy Regan

2003 - RUNNER-UP

Semifinal - #4 Duke def. #1 Maryland, 7-6
 Final - #2 Virginia def. #4 Duke, 12-6

ALL-TOURNAMENT TEAM

Duke: Kevin Cassese, A.J. Kincel, Matt Rewkowski, John Wendling

2004 - SEMIFINALIST

Semifinal - #1 Maryland def. #4 Duke, 10-7

ALL-TOURNAMENT TEAM

Duke: Matt Danowski

2005 - RUNNER-UP

Semifinal - #1 Duke def. #4 North Carolina, 13-11
 Final - #3 Maryland def. #1 Duke, 9-5

ALL-TOURNAMENT TEAM

Duke: Matt Danowski, Aaron Fenton, Zack Greer

2007 - CHAMPION

Semifinal - #1 Duke def. #4 North Carolina, 12-9
 Final - #1 Duke def. #2 Virginia, 12-9

ALL-TOURNAMENT TEAM

Duke: Matt Danowski (MVP), Bo Carrington, Casey Carroll, Zack Greer, Dan Loftus

2008 - CHAMPION

Semifinal - #1 Duke def. #4 North Carolina, 17-6
 Final - #1 Duke def. #3 Virginia, 11-9

ALL-TOURNAMENT TEAM

Duke: Ned Crotty, Matt Danowski, Zack Greer, Dan Loftus (MVP), Tony McDevitt, Parker McKee, Nick O'Hara, Max Quinzani

2009 - CHAMPION

Semifinal - #2 Duke def. #3 Virginia, 16-5
 Final - #2 Duke def. #4 North Carolina, 15-13

ALL-TOURNAMENT TEAM

Duke: CJ Costabile (MVP), Ned Crotty, Zach Howell, Mike Catalino, Max Quinzani, Michael Manley, Steve Schoeffel

2010 - SEMIFINALIST

Semifinal - #1 Virginia def. #4 Duke, 16-12

ALL-TOURNAMENT TEAM

Duke: Max Quinzani

2011 - RUNNER-UP

Semifinal - #1 Duke def. #4 Virginia, 19-10
 Final - #3 Maryland def. #1 Duke, 11-9

ALL-TOURNAMENT TEAM

Duke: CJ Costabile, Zach Howell, David Lawson, Dan Wigrizer

2012 - CHAMPION

Semifinal - #1 Duke def. #4 Maryland, 6-5
 Final - #1 Duke def. #3 North Carolina, 12-9

ALL-TOURNAMENT TEAM

Duke: CJ Costabile, Josh Dionne, Will Haus, Christian Walsh (MVP), Dan Wigrizer

2013 - SEMIFINALIST

Semifinal - #2 North Carolina def. No. 3 Duke, 18-17

ALL-TOURNAMENT TEAM

Duke: Brendan Fowler, Jordan Wolf

2014 - SEMIFINALIST

Semifinal - #3 Syracuse def. No. 2 Duke, 16-15

ALL-TOURNAMENT TEAM

Duke: Deemer Class, Case Matheis

2015 - RUNNER-UP

Semifinal - #4 Duke d. #1 Notre Dame, 13-8
 Final - #3 Syracuse d. #4 Duke, 15-14

ALL-TOURNAMENT TEAM

Duke: Jack Bruckner, Myles Jones, Case Matheis, Kyle Rowe

2016 - RUNNER-UP

Semifinal - #3 Duke d. #2 Notre Dame, 10-9 (OT)
 Final - #4 Syracuse d. #3 Duke, 14-8

ALL-TOURNAMENT TEAM

Duke: Danny Fowler, Myles Jones, Ethan Powley, Kyle Rowe

2017 - SEMIFINALIST

Semifinal - #3 Notre Dame d. #2 Duke, 7-6

ALL-TOURNAMENT TEAM

Duke: Jack Bruckner

2018 - SEMIFINALIST

Semifinal - #3 Notre Dame d. #2 Duke, 14-11

ALL-TOURNAMENT TEAM

Duke: Brad Smith, Reilly Walsh

2019 - SEMIFINALIST

Semifinal - #3 Notre Dame d. #2 Duke, 12-10

ALL-TOURNAMENT TEAM

Duke: Brad Smith

2020 - WAS NOT HELD DUE TO COVID-19 PANDEMIC

2021-P - COACHES VOTED TO NO LONGER HOLD THE ACC TOURNAMENT

DUKE IN ACC TOURNAMENT

OVERALL RECORD

School	W	L	Pct.	For	Opp
Duke	22	22	.500	473	464

RECORD BY ROUND

Semis	15-14
Finals	7-8
Overall	22-22

RECORD BY SEED

No. 1	9-3
No. 2	7-5
No. 3	1-5
No. 4	5-9

SERIES RECORD

vs. Maryland	6-5
vs. North Carolina	8-5
vs. Notre Dame	2-2
vs. Virginia	6-7
vs. Syracuse	0-3

DUKE RECORDS

ACC TOURNAMENT

Team - All-Games

Most Goals Scored - 19
2011, Duke def. Virginia, 19-10

Fewest Goals Scored - 5
2005, Maryland def. Duke, 9-5
2012, Duke def. Maryland, 6-5

Win Margin - 11, twice
2008, Duke def. North Carolina, 17-6
2009, Duke def. Virginia, 16-5

Most Goals Allowed - 19
1994, Virginia def. Duke, 19-13

Fewest Goals Allowed - 5
2009, Duke def. Virginia, 16-5
2012, Duke def. Maryland, 6-5

Team - Semifinals

Most Goals Scored - 19
2011, Duke def. Virginia, 19-10

Fewest Goals Scored - 6, four times
1992, Maryland def. Duke, 8-6
1993, North Carolina def. Duke, 13-6
2000, Maryland def. Duke, 7-6
2012, Duke def. Maryland, 6-5
2017, Notre Dame def. Duke, 7-6

Win Margin - 11, twice
2008, Duke def. North Carolina, 17-6
2009, Duke def. Virginia, 16-5

Most Goals Allowed - 19
1994, Virginia def. Duke, 19-13

Fewest Goals Allowed - 5
2009, Duke def. Virginia, 16-5
2012, Duke def. Maryland, 6-5

Team - Finals

Most Goals Scored - 15
2009, Duke def. North Carolina, 15-13

Fewest Goals Scored - 6, three times
1989, North Carolina def. Duke, 18-6
1997, Virginia def. Duke, 12-6
1999, Virginia def. Duke, 15-6
2003, Virginia def. Duke, 12-6

Win Margin - 8
1995, Duke def. North Carolina, 14-6

Most Goals Allowed - 18
1989, North Carolina def. Duke, 18-6

Fewest Goals Allowed - 6, twice
1995, Duke def. North Carolina, 14-6
2001, Duke def. Maryland, 10-6

Team - Tournament

Most Goals Scored - 31, 1995, 2009
Most Assists - 24, 1995
Ground Balls - 123, 1995
Saves - 36, 1995
Most Goals Allowed - 24 (1989)

DUKE IN THE ACC TOURNAMENT RECORDS BOOK

INDIVIDUAL - ALL GAMES

SAVES

24, Carter Hertzberg, Duke vs. UNC, 1993 semi

INDIVIDUAL - SEMIFINALS

GOALS SCORED

6, Scott Harrison, Duke vs. UVa, 1994

SAVES

24, Carter Hertzberg, Duke vs. UNC, 1993

TEAM - ALL GAMES

GOALS SCORED

19, Duke vs. Virginia (10), 2011

WIN MARGIN

12, North Carolina (18) vs. Duke (6), 1989

FACEOFFS

25, Duke vs. North Carolina, 2013

CLEARING PCT

1.000, Virginia vs. Duke (21-21), 1999

1.000, Duke vs. Syracuse (21-21), 2014

TEAM - SEMIFINALS

GOALS SCORED

19, Virginia vs. Duke (13), 1994

19, Duke vs. Virginia (10), 2011

WIN MARGIN

11, Duke (17) vs. North Carolina (6), 2008

11, Duke (16) vs. Virginia (5), 2009

FACEOFFS

25, Duke vs. North Carolina (2013)

FACEOFF MARGIN

12, Duke (25) vs. North Carolina (13), 2013

SAVES

24, Duke vs. North Carolina, 1993

TEAM - FINALS

GOALS SCORED

18, North Carolina vs. Duke (6), 1989

WIN MARGIN

12, North Carolina (18) vs. Duke (6), 1989

CLEARING PCT

1.000, Duke vs. Syracuse (21-21), 2014

TEAM - TOURNAMENT

ASSISTS

24, Duke, 1995

SAVES

36, Duke, 1995

DUKE IN THE NCAA TOURNAMENT

Appearances - 1992, 1994, 1995, 1997, 1998, 1999, 2000, 2001, 2002, 2005, 2007, 2008, 2009, 2010, 2011, 2012, 2013, 2014, 2015, 2016, 2017, 2018, 2019, 2021, 2023

NCAA Champion - 2010, 2013, 2014 • NCAA Runner-Up - 2005, 2007, 2018, 2023

NCAA Semifinalist - 1997, 2005, 2007, 2008, 2009, 2010, 2011, 2012, 2013, 2014, 2018, 2019, 2021, 2023

OVERALL RECORD

	W	L	PCT.	FOR	OPP
Duke	43	22	.662	848	715

SEEDS

No. 1	3
No. 2	3
No. 3	2
No. 4	2
No. 5	5
No. 6	-
No. 7	4
No. 8	1
Unseeded	4

RECORD BY ROUND

First	19-6
QF	14-5
SF	7-7
F	3-4

RECORD BY SEED

No. 1	9-2
No. 2	7-3
No. 3	4-2
No. 4	3-2
No. 5	8-4
No. 6	0-0
No. 7	7-3
No. 8	1-1
Unseeded	1-4

RECORD VS. OPPONENT

vs. Air Force	1-0
vs. Brown	1-0
vs. Colgate	1-0
vs. Cornell	3-0
vs. Delaware	2-0
vs. Denver	1-0
vs. Fairfield	1-0
vs. Georgetown	0-1
vs. High Point	1-0
vs. Hobart	2-0
vs. Johns Hopkins	5-3
vs. Loyola	3-1
vs. Maryland	3-4
vs. Michigan	1-0
vs. Navy	1-0
vs. North Carolina	4-0
vs. Notre Dame	5-2
vs. Ohio State	1-2
vs. Penn State	1-0
vs. Princeton	0-2
vs. Providence	1-0
vs. Richmond	1-0
vs. Syracuse	2-3
vs. Towson	0-1
vs. Villanova	1-0

vs. Virginia	1-2
vs. Yale	0-1

1992 - FIRST ROUND (UNSEEDED)

First Round - Maryland def. Duke, 13-11

1994 - QUARTERFINALIST (NO. 8 SEED)

First Round - Duke def. Maryland, 14-9

Quarterfinal - Syracuse def. Duke, 12-11

1995 - FIRST ROUND (NO. 5 SEED)

First Round - Notre Dame def. Duke, 12-10

1997 - SEMIFINALIST (NO. 5 SEED)

First Round - Duke def. Brown, 11-6

Quarterfinal - Duke def. Johns Hopkins, 12-11 (OT)

Semifinal - Princeton def. Duke, 10-9

ALL-TOURNAMENT TEAM

Duke: John Fay

1998 - QUARTERFINALIST (NO. 7 SEED)

First Round - Duke def. North Carolina, 16-14

Quarterfinal - Princeton def. Duke, 11-9

1999 - FIRST ROUND (NO. 4 SEED)

First Round - Georgetown def. Duke, 17-14

2000 - QUARTERFINALIST (NO. 7 SEED)

First Round - Duke def. Hobart, 13-1

Quarterfinal - Virginia def. Duke, 10-9

2001 - FIRST ROUND (UNSEEDED)

First Round - Towson def. Duke, 12-10

2002 - QUARTERFINALIST (NO. 7 SEED)

First Round - Duke def. Hobart, 22-6

Quarterfinal - Syracuse def. Duke, 10-9

2005 - RUNNER-UP (NO. 2 SEED)

First Round - Duke def. Fairfield, 23-4

Quarterfinal - Duke def. Cornell, 11-8

Semifinal - Duke def. Maryland, 18-9

Championship - Johns Hopkins def. Duke, 9-8

ALL-TOURNAMENT TEAM

Duke: Matt Danowski, Dan Flannery, Nick O'Hara, Matt Zash

2007 - RUNNER-UP (NO. 1 SEED)

First Round - Duke def. Providence, 18-3

Quarterfinal - Duke def. North Carolina, 19-11

Semifinal - Duke def. Cornell, 12-11

Championship - Johns Hopkins def. Duke, 12-11

ALL-TOURNAMENT TEAM

Duke: Ned Crotty, Matt Danowski, Zack Greer, Nick O'Hara

2008 - SEMIFINALIST (NO. 1 SEED)

First Round - Duke def. Loyola, 12-7

Quarterfinal - Duke def. Ohio State, 21-10

Semifinal - Johns Hopkins def. Duke, 10-9

ALL-TOURNAMENT TEAM

Duke: Zack Greer

2009 - SEMIFINALIST (NO. 3 SEED)

First Round - Duke def. Navy, 14-5

Quarterfinal - Duke def. North Carolina, 12-10

Semifinal - Syracuse def. Duke, 17-7

2010 - CHAMPION (NO. 5 SEED)

First Round - Duke def. Johns Hopkins, 18-5

Quarterfinal - Duke def. North Carolina, 17-9

Semifinal - Duke def. Virginia, 14-13

Championship - Duke def. Notre Dame, 6-5 (OT)

ALL-TOURNAMENT TEAM

Duke: CJ Costabile, Zach Howell, Michael Manley, Max Quinzani

2011 - SEMIFINALIST (NO. 5 SEED)

First Round - Duke def. Delaware, 15-14

Quarterfinal - Duke def. Notre Dame, 7-5

Semifinal - Maryland def. Duke, 9-4

2012 - SEMIFINALIST (NO. 3 SEED)

First Round - Duke def. Syracuse, 12-9

Quarterfinal - Duke def. Colgate, 17-6

Semifinal - Maryland def. Duke, 16-10

2013 - CHAMPION (NO. 7 SEED)

First Round - Duke def. Loyola, 12-11

Quarterfinal - Duke def. Notre Dame, 12-11

Semifinal - Duke def. Cornell, 16-14

Championship - Duke def. Syracuse, 16-10

ALL-TOURNAMENT TEAM

Duke: Brendan Fowler (MOP), David Lawson, Jake Tripucka, Jordan Wolf

2014 - CHAMPION (NO. 1 SEED)

First Round - Duke def. Air Force, 20-9

Quarterfinal - Duke def. Johns Hopkins, 19-11

Semifinal - Duke def. Denver, 15-12

Championship - Duke def. Notre Dame, 11-9

ALL-TOURNAMENT TEAM

Duke: Jordan Wolf (MOP), Deemer Class, Will Haus, Myles Jones, Kyle Keenan, Henry Lobb

2015 - FIRST ROUND (NO. 5 SEED)

First Round - Ohio State def. Duke, 16-11

2016 - FIRST ROUND (UNSEEDED)

First Round - Loyola def. Duke, 16-11

2017 - QUARTERFINALIST (UNSEED)

First Round - Duke def. Johns Hopkins, 19-6

Quarterfinal - Ohio State def. Duke, 16-11

2018 - RUNNER-UP (NO. 4 SEED)

First Round - Duke def. Villanova, 17-11

Quarterfinal - Duke def. Johns Hopkins, 14-9

Semifinal - Duke def. Maryland, 13-8

Final - Yale def. Duke, 13-11

ALL-TOURNAMENT TEAMDuke: JT Giles-Harris, Justin Guterding

2019 - SEMIFINALIST (NO. 2 SEED)

First Round - Duke def. Richmond, 12-11

Quarterfinal - Duke def. Notre Dame, 14-13 (OT)

Semifinal - Virginia def. Duke 13-12 (2OT)

ALL-TOURNAMENT TEAMDuke: Brad Smith

2021 - SEMIFINALIST (NO. 2 SEED)

First Round - Duke def. High Point, 16-10

Quarterfinal - Duke def. Loyola, 10-9 (OT)

Semifinal - Maryland def. Duke, 14-5

2023 - RUNNER-UP (NO. 1 SEED)

First Round - Duke def. Delaware, 12-11

Quarterfinal - Duke def. Michigan, 15-8

Semifinal - Duke def. Penn State, 16-15 (OT)

Final - Notre Dame def. Duke, 13-9

DUKE NCAA TOURNAMENT RECORDS

POINTS IN A GAME

1.	Zack Greer vs. Ohio State, 2008	6-5-11
2.	Zack Greer vs. North Carolina, 2007	7-3-10
	Matt Danowski vs. North Carolina, 2007	4-6-10
	Justin Guterding vs. Johns Hopkins, 2017	4-6-10
5.	Matt Danowski vs. Providence, 2007	2-7-9
6.	Ned Crotty vs. Johns Hopkins, 2010	2-6-8
	Dan Flannery vs. Fairfield, 2005	4-4-8
	Ned Crotty vs. North Carolina, 2009	2-6-8
	Myles Jones vs. Air Force, 2014	3-5-8
	Jordan Wolf vs. Johns Hopkins, 2014	5-3-8
	Michael Sowers vs. High Point, 2021	4-4-8
12.	Brennan O'Neill vs. Michigan, 2023	6-1-7
	Matt Danowski vs. Fairfield, 2005	5-2-7
	Matt Monfett vs. Hobart, 2002	4-3-7
	Myles Jones vs. Johns Hopkins, 2014	3-4-7
16.	Jack Bruckner vs. Loyola, 2016	6-0-6
	Jordan Wolf vs. Notre Dame, 2014	2-4-6
	Jordan Wolf vs. Syracuse, 2013	4-2-6
	Robert Rotanz vs. Colgate, 2012	5-1-6
	Max Quinzani vs. Ohio State, 2008	5-1-6
	Matt Danowski vs. Cornell, 2005	5-1-6
	Zack Greer vs. Fairfield, 2005	3-3-6
	Peter Lamade vs. Fairfield, 2005	3-3-6
	Justin Guterding vs. Maryland, 2018	3-3-6

POINTS IN A TOURNAMENT

1.	Matt Danowski, 2007	7-16-23
	Jordan Wolf, 2014	13-10-23
3.	Matt Danowski, 2005	13-8-21
	Zack Greer, 2007	16-5-21
	Myles Jones, 2014	10-11-21
6.	Dan Flannery, 2005	11-8-19
7.	Ned Crotty, 2010	6-12-18
8.	Brennan O'Neill, 2023	11-6-17
	Zack Greer, 2008	9-8-17
	Jordan Wolf, 2013	10-7-17
	Justin Guterding, 2018	10-7-17
12.	David Lawson, 2013	10-5-15
	Kyle Keenan, 2014	10-5-15
14.	Zach Howell, 2010	10-4-14
	Zack Greer, 2005	10-4-14
	Justin Guterding, 2017	6-8-14
	Michael Sowers, 2021	7-7-14
18.	Max Quinzani, 2010	11-2-13
	Matt Danowski, 2008	5-8-13
	Ned Crotty, 2009	3-10-13

POINTS IN A CAREER

1.	Matt Danowski (2005, 2007-08)	57
2.	Jordan Wolf (2011-14)	54
3.	Zack Greer (2005, 2007-08)	52
4.	Ned Crotty (2007-10)	48
5.	Max Quinzani (2007-10)	41
6.	Justin Guterding (2015-18)	36
7.	Zach Howell (2009-12)	31
	Jordan Wolf (2011-14)	31
9.	Justin Turri (2009-12)	29
10.	Myles Jones (2013-16)	28
	Steve Schoeffel (2007-10)	28
	Christian Walsh (2011-14)	28
13.	Brennan O'Neill (2021-P)	26
14.	Joe Robertson (2018-22)	25
	Josh Dionne (2011-14)	25
	Brad Smith (2016-19)	25
17.	Case Matheis (2013-16)	23
	Nakeie Montgomery (2018-22)	23
19.	Brad Ross (2005, '07, '08, '09)	21
	David Lawosn (2010-13)	21
	Jack Bruckner (2014-17)	21

22.	Dan Flannery (2005)	19
	Robert Rotanz (2009-12)	19
	Joey Manown (2017-21)	19

GOALS IN A GAME

1.	Zack Greer vs. North Carolina 2007	7
2.	Brennan O'Neill vs. Michigan, 2023	6
	Jack Bruckner vs. Loyola, 2016	6
	Zack Greer vs. Ohio State, 2008	6
5.	Matt Danowski vs. Fairfield, 2005	5
	Max Quinzani vs. Ohio State, 2008	5
	Matt Danowski vs. Cornell, 2005	5
	Zack Greer vs. Providence, 2007	5
	Robert Rotanz vs. Colgate, 2012	5
	David Lawson vs. Notre Dame, 2013	5
	Jordan Wolf vs. Johns Hopkins, 2014	5
12.	Scott Diggs vs. Brown, 1997	4
	T.J. Durnan vs. Princeton, 1998	4
	Nick Hartofilis vs. North Carolina, 1998	4
	Alex Lieske vs. Towson, 2001	4
	Matt Monfett vs. Hobart, 2002	4
	Ken Fasanaro vs. Maryland, 2004	4
	Dan Flannery vs. Fairfield, 2005	4
	Zack Greer vs. Maryland, 2005	4
	Zack Greer vs. Cornell, 2007	4
	Matt Danowski vs. North Carolina, 2007	4
	Max Quinzani vs. Johns Hopkins, 2010	4
	Max Quinzani vs. Virginia, 2010	4
	Zach Howell vs. North Carolina, 2010	4
	Zach Howell vs. Delaware, 2011	4
	Jordan Wolf vs. Cornell, 5/25/2013	4
	Jordan Wolf vs. Syracuse, 5/27/2013	4
	Josh Dionne vs. Johns Hopkins, 5/18/2014	4
	Kyle Keenan vs. Denver, 5/24/14	4
	Justin Guterding vs. Johns Hopkins, 5/13/17	4
	Joey Manown vs. Johns Hopkins, 5/13/17	4
	Joe Robertson vs. Villanova, 5/12/18	4
	Michael Sowers vs. High Point, 5/16/21	4

GOALS IN A TOURNAMENT

1.	Zack Greer (2007)	16
2.	Matt Danowski (2005)	13
	Jordan Wolf (2014)	13
4.	Brennan O'Neill (2023)	11
	Max Quinzani (2010)	11
	Dan Flannery (2005)	11
7.	Myles Jones (2014)	10
	Kyle Keenan (2014)	10
	Jordan Wolf (2013)	10
	David Lawson (2013)	10
	Josh Dionne (2013)	10
	Robert Rotanz (2012)	10
	Zach Howell (2010)	10
	Zack Greer (2005)	10
	John Fay (1997)	10
	Justin Guterding (2018)	10
17.	Dyson Williams (2023)	9
	Zack Greer (2008)	9
	Max Quinzani (2008)	9
20.	Ned Crotty (2007)	8
	Brad Ross (2007)	8
	Zach Howell (2009)	8
	Steve Schoeffel (2009)	8
	David Lawson (2013)	8

GOALS IN A CAREER

1.	Zack Greer (2005-08)	35
2.	Max Quinzani (2007-10)	34
3.	Jordan Wolf (2011-14)	30
4.	Matt Danowski (2005-08)	25

DUKE NCAA TOURNAMENT RECORDS

10.	Brennan O'Neill (2021-P)	18
11.	Ned Crotty (2007-10)	17
	Brad Ross (2005-09)	17
13.	Justin Turri (2009-12)	16
	Robert Rotanz (2009-12)	16
	Christian Walsh (2011-14)	16
16.	John Fay (1995, '97, '98)	15

ASSISTS IN A GAME

1.	Matt Danowski vs. Providence, 2007	7
2.	Matt Danowski vs. North Carolina, 2007	6
	Ned Crotty vs. Johns Hopkins, 2010	6
	Justin Guterding vs. Johns Hopkins, 2017	6
5.	Zack Greer vs. Ohio State, 2008	5
	Myles Jones vs. Air Force, 2014	5

ASSISTS IN A TOURNAMENT

1.	Matt Danowski, 2007	16
2.	Ned Crotty, 2010	12
3.	Myles Jones, 2014	11
4.	Ned Crotty, 2009	10
	Jordan Wolf, 2014	10
6.	Matt Danowski, 2008	8
	Matt Danowski, 2005	8
	Zack Greer, 2008	8
	Dan Flannery, 2005	8
	Justin Guterding, 2017	8
	Nakeie Montgomery, 2019	8
12.	Jordan Wolf, 2013	7
	Ed Fay, 1997	7
	Peter Lamade, 2007	7
	Justin Guterding, 2018	7
	Michael Sowers, 2021	7
16.	Justin Turri, 2012	6
	Christian Walsh, 2014	6

ASSISTS IN A CAREER

1.	Matt Danowski (2005-08)	32
2.	Ned Crotty (2007-10)	31
3.	Jordan Wolf (2011-14)	24
4.	Zack Greer (2005-08)	17
5.	Justin Guterding (2015-18)	16
6.	Jordan Wolf (2011-14)	14
7.	Myles Jones (2013-16)	13
	Justin Turri (2009-12)	13
	Brad Smith (2016-19)	13
10.	Christian Walsh (2011-14)	12
11.	Case Matheis (2013-16)	11
12.	Peter Lamade (2005, '07)	10
	Nakeie Montgomery (2018-P)	10
14.	Brennan O'Neill (2021-P)	8
	Dan Flannery (2005)	8
	Zach Howell (2009-11)	8
17.	David Lawson (2010-)	7
	Ed Fay (1994, '95, '97)	7
	Jared Froot (1997-00)	7
	Zach Howell (2008-10)	7
	Max Quinzani (2007-10)	7
	Steve Schoeffel (2007-10)	7
	Justin Turri (2009-12)	7

POINTS PER GAME IN A TOURNAMENT

5.75, Matt Danowski (23 in four games), 2007 and Jordan Wolf (23 in four games), 2014

GOALS PER GAME IN A TOURNAMENT

4.00, Zack Greer, 2007 (16 in four games)

ASSISTS PER GAME IN A TOURNAMENT

4.00, Matt Danowski, 2007 (16 in four games)

SAVES PER GAME IN A TOURNAMENT

19.00, Matt Breslin, 2000 (38 in two games)

GOALS AGAINST AVERAGE IN A TOURNAMENT

1. 7.00, Dan Wigrizer, 2011

2. 7.25, Aaron Fenton, 2005

SAVES IN A GAME

1.	Matt Breslin vs. Hobart, 5/13/2000	22
2.	Chris Manning vs. Notre Dame, 5/13/1995	21
3.	Joe Kirmser vs. North Carolina, 5/21/1994	19
4.	Joe Kirmser vs. Maryland, 5/14/1994	17
	Joe Kirmser vs. Johns Hopkins, 5/18/1997	17
6.	Kyle Turri vs. Cornell, 5/25/2013	16
	Matt Breslin vs. Virginia, 5/21/2000	16
	Dan Loftus vs. Cornell, 5/26/2007	16
9.	Craig Seyffer vs. North Carolina, 5/9/1998	15
	Aaron Fenton vs. Maryland, 5/28/2005	15
11.	William Helm vs. Michigan, 5/20/23	14
	Matt Breslin vs. Georgetown, 5/22/1999	14
	Dan Wigrizer vs. Notre Dame, 5/22/2011	14
	Mike Adler vs. High Point, 5/16/21	14

SAVES IN A TOURNAMENT

1.	Aaron Fenton, 2005	46
2.	Kyle Turri, 2013	43
3.	William Helm, 2023	41
4.	Danny Fowler, 2018	39
5.	Matt Breslin, 2000	38
6.	Joe Kirmser, 1994	36
	Dan Loftus, 2007	36
8.	Joe Kirmser, 1997	35
9.	Dan Loftus, 2008	33
	Mike Adler, 2021	33
11.	Dan Wigrizer, 2012	28
	Turner Uppgren, 2019	28
13.	Dan Wigrizer, 2011	23
	Luke Aaron, 2014	23
15.	Chris Manning, 1995	21
16.	Craig Seyffer, 1998	20
17.	Rob Schroeder, 2009	19
18.	A.J. Kincel, 2002	15
	Dan Wigrizer, 2010	15

SAVES IN A CAREER

1.	Dan Loftus, 2005-08	72
2.	Joe Kirmser, 1994-95-97	71
3.	Matt Breslin, 1998-99-00-01	69
4.	Dan Wigrizer, 2010-P	66
5.	Danny Fowler, 2015-P	56
6.	Aaron Fenton, 2001-02-05	46
7.	Kyle Turri, 2013	43
8.	William Helm, 2023	41
9.	Rob Schroeder, 2007-09	36
	Mike Adler (2021-P)	33
11.	Turner Uppgren (2016-P)	28
12.	Luke Aaron, 2013-15	25
13.	Chris Manning, 1995	21
	Danny Fowler, 2015-16	21
15.	Craig Seyffer, 1998	20
16.	Turner Uppgren, 2019-	17

DUKE NCAA TOURNAMENT RECORDS

16.	A.J. Kincel, 1999-00-01-02	15
17.	Carter Hertzberg, 1992	12

GAMES WITH 10+ SAVES IN A CAREER

1.	Danny Fowler	4
	Joe Kirmser	4
	Dan Loftus	4
	Matt Breslin	4
5.	William Helm	3
	Kyle Turri	3
	Aaron Fenton	3
8.	Rob Schroeder	2
	Dan Wigrizer	2
	Mike Adler	2

GAMES WITH 1+ GOAL IN A CAREER

1.	Max Quinzani, 2007-08	12
2.	Matt Danowski, 2005-08	11
	Christian Walsh, 2011-14	11
	Jordan Wolf, 2011-14	11
5.	Brad Ross, 2005-08	10
6.	Joe Robertson, 2018-22	9
	Zack Greer, 2005-08	9
	Ned Crotty, 2007-10	9
	Justin Turri, 2009-12	9
	Josh Dionne, 2011-14	9
	Brad Smith, 2016-19	9
12.	Zach Howell, 2009-11	8
	Robert Rotanz, 2009-12	8
	Justin Guterding, 2015-18	8
	Joey Manown, 2017-21	8
16.	Brennan O'Neill, 2021-P	7
	Deemer Class, 2013-16	7
	Myles Jones, 2013-16	7
	Josh Offit, 2010-13	7
	David Lawson, 2010-13	7
	Jared Froot, 1997-98-99-00	7
22.	Dyson Williams, 2020-P	6
	John Fay, 1995-97-98	6
	T.J. Durnan, 1997-98-99-00	6
	Jake Tripucka, 2010-13	6
26.	Garrett Leadmon, 2019-23	5
	Ed Fay, 1995-97	5
	Scott Allen, 1997-97	5
	Scott Diggs, 1997-98-99	5
	Nakeie Montgomery, 2018-22	5

GAMES WITH 2+ GOAL IN A CAREER

1.	Max Quinzani, 2007-10	11
2.	Jordan Wolf, 2011-14	9
	Joe Robertson, 2018-22	9
4.	Zack Greer, 2005-08	8
	Brad Ross, 2005-08	8
	Justin Guterding, 2015-18	8
7.	Matt Danowski, 2005-08	7
	Josh Dionne, 2011-14	7
9.	Ned Crotty, 2007-010	6
	Joey Manown, 2017-P	6
11.	Zach Howell, 2009-11	5
	Justin Turri, 2009-12	5
13.	Brennan O'Neill, 2021-P	4
	Dyson Williams, 2020-P	4
	John Fay, 1995-97-98	4
	Nick Hartofilis, 1997-98-99-00	4
	Dan Flannery, 2005	4

	Robert Rotanz, 2009-12	4
	David Lawson, 2010-13	4
	Myles Jones, 2013-16	4
	Nakeie Montgomery, 2018-22	4
22.	Scott Diggs, 1997-98-99	3
	T.J. Durnan, 1997-98-99-00	3
	Matt Zash, 2005	3
	Deemer Class, 2013-16	3
	Brad Smith, 2016-19	3

GAMES WITH 3+ GOAL IN A CAREER

1.	Zack Greer, 2005-08	7
2.	Max Quinzani, 2007-10	6
	Jordan Wolf, 2011-14	6
4.	Zach Howell, 2009-11	4
	Joe Robertson, 2018-22	4
6.	Brennan O'Neill, 2021-P	3
	John Fay, 1995-97-98	3
	T.J. Durnan, 1997-98-99-00	3
	Matt Danowski, 2005-07	3
	Josh Dionne, 2011-14	3
	Justin Guterding, 2015-18	3
	Nakeie Montgomery, 2018-22	3
13.	Andrew McAdorey, 2022-P	2
	Dan Flannery, 2005	2
	Ned Crotty, 2007-10	2
	Justin Turri, 2009-12	2
	Robert Rotanz, 2009-12	2
	Myles Jones, 2013-16	2

TEAM - GAME

Most Goals Scored	23, 5/13/2005	Duke def. Fairfield 23-4
Fewest Goals Scored	4, 5/28/2011	Maryland def. Duke 9-4
Win Margin	19, 5/13/2005	Duke def. Fairfield 23-4
Most Goals Allowed	17, 5/22/1999	Georgetown def. Duke 17-14
	17, 5/23/2009	Syracuse def. Duke, 17-7
Fewest Goals Allowed	1, 5/13/2000	Duke def. Hobart 13-1
Shots Taken	58, 5/20/2007	Duke def. North Carolina 19-11
Shot Margin	47, (53-6), 5/12/2007	Duke def. Providence 18-3
Ground Balls	57, 5/9/1992	Maryland def. Duke 13-11
Ground Ball Margin	27, (47-20)	Syracuse def. Duke, 10-9
Faceoffs Won	22, 5/27/2023	Duke def. Penn State, 16-15 (OT)
Clearing Pct.	1.000, 5/21/2000	Virginia def. Duke, 10-9
Penalty Minutes	8:00, 5/13/2000	Duke def. Hobart, 13-1
	8:00, 5/12/2002	Duke def. Hobart, 22-6

TEAM - TOURNAMENT

Most Goals Scored	65, 2014	four games (20-19-15-11)
Goals Scored Per Game	16.25, 2014	four games
Fewest Goals Scored	10, 5/13/1995	Notre Dame def. Duke, 12-10
	10, 5/12/2001	Towson def. Duke, 12-10
Scoring Margin	31, 2005	60 GF - 29 GA
Most Goals Allowed	47, 2033	four games (11-8-15-13)
Fewest Goals Allowed	11, 2000	two games (1-10)
Goals Against Average	5.5, 2000	11 GA

NCAA TOURNAMENT SCORING RECORDS

NCAA TOURNAMENT • INDIVIDUAL POINTS

1.	Ben Reeves (2015-18)	25
	Eamon McEaney, Cornell (1977)	25
	Tim Goldstein, Cornell (1987)	25
	Grant Ament, Penn State (2019)	25
5.	Matt Danowski, Duke (2007)	24
	Jared Bernhardt, Maryland (2021)	24
7.	Gary Gait, Syracuse (1990)	23
	Jordan Wolf, Duke (2014)	23
9.	Matt Ward, Virginia (2006)	22
	Eric Lusby, Loyola (2012)	22
	Matt Brandau, Yale (2019)	22
12.	Matt Danowski, Duke (2005)	21
	Matt Moore, Virginia (2019)	21
14.	Zack Greer, Duke (2007)	20
	Mike French, Cornell (1976)	20
	Tom Marechek, Syracuse (1990)	20
	Pat Spencer, Loyola (2019)	20
18.	Dan Flannery, Duke (2005)	19
	plus 6 others	19

NCAA TOURNAMENT GOALS - CAREER

	Name	Years	G	Gms
1.	Gary Gait, Syracuse	1987-90	50	11
2.	Tom Marechek, Syracuse	1989-92	38	12
3.	Zack Greer, Duke	2005-08	35	11
4.	Max Quinzani, Duke	2007-10	34	14
	Logan Wisnauskas, Maryland	2018-22	34	13
6.	Jesse Hubbard, Princeton	1995-98	33	11
	Jared Bernhardt, Maryland	2017-21	33	13
8.	Frank Urso, Maryland	1973-76	32	12
9.	Chris Massey, Princeton	1995-98	31	11

NCAA TOURNAMENT • 2 TEAMMATES POINTS

1.	Matt Danowski (24) & Zack Greer (20)	Duke, 2007	44
	Ben Reeves (25), Jackson Morrill (19)	Yale, 2018	44
3.	Gary Gait (23) & Tom Marechek (20)	Syracuse, 1990	43
4.	Matt Danowski (21) & Dan Flannery (19)	Duke, 2005	40
	Jared Bernhardt (24) & Logan Wisnauskas	Maryland, 2021	40
	Matt Moore (21), Michael Kraus (19)	Virginia, 2019	40
7.	Eamon McEaney (25) & Tom Marino (14)	Cornell, 1977	39
8.	Matt Ward (22) & Ben Rubeor (14)	Virginia, 2006	36

NCAA TOURNAMENT • 3 TEAMMATES POINTS

1.	Gary Gait (23), Tom Marechek (20) & Greg Burns (16), Syracuse, 1990	59
	Jordan Wolf (23), Myles Jones (21) & Kyle Keenan (15), Duke 2014	59
3.	Ben Reeves (25), Jackson Morrill (19), Matt Gaudet (13), Yale, 2018	57
4.	Matt Danowski (24), Zack Greer (20) & Ned Crotty (12), Duke, 2007	56
5.	Matt Danowski (21), Dan Flannery (19) & Zack Greer (14), Duke, 2005	54
6.	Matt Moore (21), Michael Kraus (19), Ryan Conrad (13), Virginia, 2019	53
7.	Jared Bernhardt (24), Logan Wisnauskas, Anthony DeMaio, Maryland, 2021	51
8.	Matt Ward (22), Ben Rubeor (14) & Matt Poskay (14), Virginia, 2006	50
9.	Eamon McEaney (25), Tom Marino (14) & Steve Page (8), Cornell, 1977	47
	Doug Knight (16), Tim Whiteley (16) & Michael Watson (15), Virginia, 1996	47
	Logan Wisnauskas (19), Anthony DeMaio (16), Keegan Khan, Maryland, 2022 (12)	47



**NATIONAL CHAMPS!
DUKE 6, NOTRE DAME 5 (OT)
JUNE 1, 2010 BALTIMORE, MD. • M&T BANK STADIUM**

BALTIMORE, MD. – Sophomore CJ Costabile scored the game-winning goal five seconds into overtime to give Duke University its first NCAA Men's Lacrosse National Title in program history. Winning the opening faceoff, the longstick midfielder raced down the middle of the field, dodged several Notre Dame defensemen and unleashed a high shot into the net to lift the No. 5 seed Blue Devils to the 6-5 overtime victory in front of 37,126 fans at M&T Bank Stadium on Monday afternoon.

"It's sick," Costabile said about scoring the game-winning goal. "The best feeling about it is we set this goal from the beginning of the year. Guys who have been here before me, [those guys] who have been here three times before and finally seeing them walk-off that field with a big smile on their faces are the best moment about that."

In a contest marked by strong defensive play, the two teams combined for just 11 goals, marking the lowest scoring output in an NCAA Men's Lacrosse Championship game. Neither team led by more than one goal during the game as it featured four lead changes and five ties. The Blue Devils' attack struggled to find the net against Notre Dame's Scott Rodgers, who tallied 15 saves in goal.

"Kevin Corrigan and his staff...what a job," head coach John Danowski said. "Those kids defensively were phenomenal on the ball and phenomenal as a unit. When we did get an opening Scott Rodgers was terrific. I am extremely happy and joyful for our students and anybody who has ever worn a Duke jersey. This game was a great battle."

Senior Max Quinzani, juniors Zach Howell and Michael Manley and sophomore CJ Costabile all were selected to the NCAA All-Tournament Team. Rodgers was voted as the tournament's Most Valuable Player. Duke finishes the season with a 16-4 overall record, while Notre Dame was 10-7.

Howell and senior midfielder Steve Schoeffel each recorded two goals for the Blue Devils, while seniors Ned Crotty and Max Quinzani were held to just one assist each.

"We knew that was the challenge coming into the game, and the coaches did a great job of telling us, 'Don't change anything that we do,'" Howell said. "Keep shooting, keep taking opportunities, and they'll fall.' And I think that, since we stayed on it, nobody got discouraged when [Scott Rodgers] was making the good saves. We just stayed on it, and that just helped us grind through."

The Fighting Irish and Blue Devils traded goals throughout the opening 15 minutes with the two squads heading into the first break knotted at two apiece. Notre Dame's Zach Brenneman struck first, 49 seconds into the game with an unassisted tally.

The Blue Devils won the ensuing faceoff and went down the field to even the score 36 seconds later. It was Howell finding the back of the cage for Duke off an assist from Crotty. The goal was Howell's 50th of the season.

Both defenses tightened up, keeping the offenses off the scoreboard for the next seven minutes. Schoeffel put the Blue Devils in front for the first time of the afternoon with a strike past the foot of Rodgers from seven yards out. Without a goal since the 14:11 mark of the frame, Brenneman registered his second of the game to tie the score with 50 ticks left on the clock.

Freshman goalie Dan Wigrizer came up with the first of his five saves to start the second quarter, stopping a fast-break opportunity by the Fighting Irish to keep the game even at two. After a save from Rodgers, Notre Dame put together a long possession, but was unable to crack the Blue Devil defense for the go-ahead goal.

The second quarter defensive battle continued with both teams being held scoreless until the 1:24 mark when Schoeffel registered his second goal of the game to put Duke back in front 3-2 at the half.

Similar to the start of the game, Notre Dame scored early in the third quarter to tie the game at 3-3 with just 1:19 off the clock. Wigrizer came up with a save on the next Irish possession and the Blue Devils successfully cleared. After a shot from Quinzani sailed high, Howell got the ball back behind the cage and beat his defender around the crease to net his second score of the game and put Duke back in front 4-3 at the 9:30 mark of the third quarter.

Just over eight minutes later, Brenneman netted his third goal of the game to tie the score for the fourth time of the afternoon. The Blue Devils had the final possession of the frame, but a kick-save from Rodgers kept the score even at four heading into the final quarter.

Rodgers continued to come up big for Notre Dame, making two point-blank saves in the early minutes of the fourth quarter. After a turnover by the Blue Devils, the Fighting Irish raced down the field and Rogers and Earl connected to give Notre Dame its first lead since 14:11 in the first quarter.

A big save from Wigrizer on Notre Dame's next possession gave the Blue Devils the ball back on offense. Duke set up its offense with Howell behind the cage. Howell fed Justin Turri on the right side and the West Islip, N.Y., native fired a low shot through the legs of Rodgers to tie the score at 5-5 with 8:44 left to play.

Both teams failed to capitalize on extra-man opportunities late in the fourth quarter. With less than two minutes remaining, the Blue Devils regained possession following a turnover. Duke's attack got off several shots, but was unable to score as the game was sent into overtime for the 10th time in NCAA history.

Duke held a narrow 33-31 edge in shots and won the ground ball game 26-22. The faceoff game was an even battle with the Fighting Irish winning eight to the Blue Devils' seven. Neither team scored on man-up opportunities.

2010 NCAA TOURNAMENT BOX SCORES

First Round - #5 Duke 18, Johns Hopkins 5
May 15, 2010 • Durham, N.C. • Koskinen Stadium

Team	1st	2nd	3rd	4th	Total
Johns Hopkins	3	1	0	1	5
[5] Duke	5	3	8	2	18

SCORING (G-A)

Johns Hopkins - Boyle 2-1, Palasek 2-1, Matthews 1-0, Palmer 0-1

Duke - Crotty 2-6, Quinzani 4-1, Schoeffel 3-1, Howell 2-1, Catalino 2-0, Rotanz 1-1, Turri 0-2, Coyle 1-0, Livadas 1-0, Montelli 1-0, Payton 1-0, W. McKee 0-1

SAVES

Johns Hopkins -10 (Bassett 9, Burke 1)

Duke - 3 (Rock 2, Sherwood 1, Wigrizer 0)

Attendance - 1,813

Quarterfinal - #5 Duke 17, #4 North Carolina 9
May 22, 2010 • Princeton, N.J. • Princeton Stadium

Team	1st	2nd	3rd	4th	Total
[5] Duke	2	7	3	5	17
[4] North Carolina	2	4	2	1	9

SCORING (G-A)

Duke - Crotty 3-3, Howell 4-1, Quinzani 3-0, Schoeffel 2-1, Turri 2-1, Costabile 2-0, W. McKee 1-1, Livadas 0-1

North Carolina - Dunster 4-1, T. Wood 2-2, Petracca 1-3, Bitter 2-0

SAVES

Duke - 5 (Rock 1, Sherwood 1, Wigrizer 3)

North Carolina - 6 (Madalon 6)

Attendance - 8,260

Semifinal - #5 Duke 14, #1 Virginia 13
May 29, 2010 • Baltimore, Md. • M&T Bank Stadium

Team	1st	2nd	3rd	4th	Total
[5] Duke	2	3	4	5	14
[1] Virginia	4	3	1	5	13

SCORING (G-A)

Duke - Quinzani 4-0, Turri 3-1, Howell 2-1, Crotty 1-2, W. McKee 2-0, Livadas 0-2, Costabile 1-0, Rotanz 1-0, Catalino 0-1, Schoeffel 0-1

Virginia - Stanwick 3-2, Bocklet 4-0, Carroll 3-1, R. Bratton 1-1, Briggs 1-1, S. Bratton 1-0, Kugler 0-1, LaPierre 0-1, Thompson 0-1, White 0-1

SAVES

Duke - 7 (Wigrizer 7)

Virginia - 8 (Ghitelman 8)

Attendance - 44,389

Championship - #5 Duke 6, Notre Dame 5 (OT)
May 31, 2010 • Baltimore, Md. • M&T Bank Stadium

Team	1st	2nd	3rd	4th	OT	Total
[20] Notre Dame	2	0	2	1	0	5
[5] Duke	2	1	1	1	1	6

SCORING (G-A)

Notre Dame - Brenneman 3-0, Earl 1-2, Rogers 1-1

Duke - Howell 2-1, Schoeffel 2-0, Costabile 1-0, Turri 1-0, Crotty 0-1, Quinzani 0-1

SAVES

Notre Dame - 15 (Rodgers 15)

Duke - 5 (Wigrizer 5)

Attendance: 37,126

NCAA ALL-TOURNAMENT TEAM

CJ Costabile, Zach Howell, Michael Manley, Max Quinzani



**NATIONAL CHAMPS!
DUKE 16, SYRACUSE 10
MAY 27, 2013 PHILADELPHIA, PA. • LINCOLN FINANCIAL FIELD**

PHILADELPHIA – Duke University junior faceoff specialist Brendan Fowler won 20-of-28 faceoffs and junior Jordan Wolf scored four goals to lead the Blue Devils to the 2013 NCAA Men's Lacrosse National Championship with a 16-10 victory over top-seeded Syracuse. The national championship is the second for the Blue Devils and the second for head coach John Danowski.

Fowler garnered the Most Outstanding Player award, while David Lawson, Jake Tripucka and Wolf joined the Wantagh, N.Y., native on the all-tournament team. The national championship is the 13th for Duke University and the second lacrosse title in four seasons. Wolf led all scorers in the game with four goals and two assists, while Josh Offit and Josh Dionne had three apiece. Offit posted five points overall and Tripucka had four (2g, 2a).

"Well, first we want to congratulate Syracuse University," said Danowski. "Such a rich tradition and a classy coaching staff and great young men who played really hard. Nobody scripts being down 4-0 or 5-0, and inside I think we were all freaking out. But Jake Tripucka's first goal I think allowed everybody to relax a little bit. Having Brendan Fowler at the faceoff X certainly doesn't hurt anybody's confidence when he trots out there. And at halftime, we basically said that we need to play Duke lacrosse over the next 30 minutes. But I think at halftime, I think getting back to 6-5 helped everybody. I think we were settled down at halftime, and then just continued to play the game."

Duke fell behind 5-0 to start the game, but outscored the Orange 12-1 to grab a 13-7 lead with 10:47 left in the fourth quarter en route to the six-goal victory.

Syracuse raced out to a 5-0 lead in the opening 15:42 before Jordan Wolf put the Blue Devils on the scoreboard for the first time at the 12:54 mark of the second quarter.

After the Orange responded to make it 6-1, senior Jake Tripucka got to the crease for his 22nd goal of the season and the first of his two of the afternoon to spark a 4-0 run that sent the Blue Devils into the locker room trailing by one, 6-5.

Four different Blue Devils netted goals in the run, including freshman Myles Jones. Duke's defense was buckled down in the second quarter, allowing just two goals and held the Orange scoreless in the final 11:47. Led by Fowler, the Blue Devils dominated faceoffs in the second quarter, winning 7-of-8 and picking up 13 ground balls to Syracuse's six. Duke also outshot the Orange 13-6 in the second session after allowing 15 in the opening frame.

"Well, obviously with such a big stage I think people just want to make plays," said Dionne. "It's a natural occurrence. But I think our coaching staff did a great job at settling us down. To reiterate what Coach said, we wanted to play Duke lacrosse, and I think everyone saw that and it was evident when we started doing that and when our seniors got patient, we got patient."

Fowler continued his dominance at the X in the third quarter, winning all seven restarts and ultimately 13 straight as the Blue Devils completed the comeback with a Lawson score 2:02 into the third period. The scoring pace slowed as neither team scored over the next seven-plus minutes.

"Obviously winning face-offs and getting the ball back makes it a lot easier to score goals," said Fowler. "But early I violated a few times, kind of let it get to my head a little bit. Once I cooled down a little and stuck to what I do every day, got into a groove there and just felt pretty good going out there every time."

The Orange ended its 22:19 scoreless drought ended at the 4:28 mark of the third to go back up 7-6, but Duke responded with seven unanswered for the 13-7 lead with 10:47 to play in the game. The first six of those goals came in a span of 5:17 from the sticks of four different players. Tripucka capped off the run with an unassisted score at the 10:47 mark.

Syracuse was able to pull back within four again off of a pair of JoJo Marasco goals before Wolf and Offit added a combined three more for the Blue Devils in two minutes to ice the victory as the time winded down.

Kyle Turri finished with 10 saves to become just the fifth goalie in Duke history to register 10-plus saves in three NCAA Tournament contests. Dylan Donahue led all Syracuse scorers with four points, while Marasco finished with three (2g, 1a). Dom Lamolinara made 11 saves for the Orange in 60 minutes of action.

Duke held a narrow 33-31 edge in shots and won the ground ball game 26-22. The faceoff game was an even battle with the Fighting Irish winning eight to the Blue Devils' seven. Neither team scored on man-up opportunities.

The victory gives Duke 12 National Championships in school history.

2013 NCAA TOURNAMENT BOX SCORES

First Round - #4 Duke 12, #9 Loyola 11 (20T)
May 12, 2013 • Durham, N.C. • Koskinen Stadium

Team	1st	2nd	3rd	4th	OT1	OT2	Total
[9] Loyola	3	4	1	3	0	0	11
[4] Duke	1	3	4	3	0	1	12

SCORING (G-A)

Loyola - Herreweyers 3-0, Mi. Sawyer 2-1, O'Sullivan 1-1, Ratliff 1-0, Hawkins 1-0, Pontrello 1-0, Ma. Sawyer 1-0, Schultz 1-0, Ward 0-5, Layne 0-1

Duke - Matheis 3-0, Dionne 2-1, Wolf 2-0, Lawson 1-3, Offit 1-1, Class 1-1, Tripucka 1-0, Jones 1-0

SAVES

Loyola - 22 (Runkel 22)

Duke - 13 (Turri 13)

Attendance - 1,654

Quarterfinal - #4 Duke 12, #6 Notre Dame 11
May 19, 2013 • Indianapolis, Ind. • Lucas Oil Stadium

Team	1st	2nd	3rd	4th	Total
[4] Duke	3	3	3	3	12
[6] Notre Dame	2	4	3	2	11

SCORING (G-A)

Notre Dame - Kavanagh 3-3, Doyle 3-0, Marlatt 2-2, Rogers 1-2, Murphy 1-1, Kimball 1-0, Near 0-1

Duke - Lawson 5-0, Dionne 3-0, Tripucka 1-1, Matheis 1-0, Walsh 1-0, Class 1-0, Wolf 0-4

SAVES

Notre Dame - 13 (Kemp 13)

Duke - 4 (Turri 4)

Attendance - 7749

Semifinal - #4 Duke 16, #8 Cornell 14
May 25, 2013 • Philadelphia, Pa. • Lincoln Financial Field

Team	1st	2nd	3rd	4th	Total
[8] Cornell	3	3	1	7	14
[4] Duke	1	6	7	2	16

SCORING (G-A)

Cornell - Pannell 5-2, Buczek 3-1, Van Bourgondien 2-1, Donovan 2-0, Mock 1-1, English 1-0, Keith 0-1, Tesoriero 0-1

Duke - Wolf 4-1, Tripucka 3-1, Lawson 2-2, Dionne 2-0, Matheis 1-3, Walsh 1-2, Offit 1-1, DeLuca 1-1, Conners 1-0

SAVES

Cornell - 10 (Fiore 10)

Duke - 16 (Turri 16)

Attendance - 28,444

Championship - #4 Duke 16, #2 Syracuse 10
May 27, 2013 • Philadelphia, Pa. • Lincoln Financial Field

Team	1st	2nd	3rd	4th	Total
[4] Duke	0	5	5	6	16
[2] Syracuse	4	2	1	3	10

SCORING (G-A)

Duke - Wolf 4-2, Offit 3-2, Tripucka 2-2, Dionne 3-0, Lawson 2-0, Walsh 1-1, Jones 1-0

Syracuse - Donahue 3-1, Rice 1-3, Marasco 2-1, Ward 1-0, Loy 1-0, Cometti 1-0, Fazio 1-0, Daddio 0-1, Barber 0-1

SAVES

Duke - 12 (Turri 10, Aaron 2)

Syracuse - 11 (Lamolinara 11)

Attendance: 28,224

NCAA All-Tournament Team

Brendan Fowler (MOP), David Lawson, Jake Tripucka, Jordan Wolf



**NATIONAL CHAMPS!
DUKE 11, NOTRE DAME 9
MAY 26, 2014 BALTIMORE, MD. • M&T BANK STADIUM**

BALTIMORE, MD. – Senior attackman Jordan Wolf tallied two goals and four assists and the Blue Devil defense held off a fourth quarter charge by Notre Dame en route to the program's second consecutive NCAA Men's Lacrosse National Championship with an 11-9 victory over the Irish. The national championship is the third for the Blue Devil program in the past five seasons.

Under the direction of head coach John Danowski, Duke became the first team to win back-to-back titles since Syracuse accomplished the feat in 2008 and 2009. Wolf was named the NCAA Championship Most Outstanding Player. Deemer Class, Will Haus, Myles Jones, Kyle Keenan and Henry Lobb joined him on the NCAA All-Tournament Team.

Wolf, who had a hand in each of the Blue Devils' final five goals, led all scorers in the contest with six points. Junior Kyle Keenan and sophomores Deemer Class and Myles Jones also had two goals apiece while senior Brendan Fowler went 13-of-22 at the faceoff X to help seal the win.

With Duke leading 8-2 midway through the third quarter, Notre Dame put together a 6-2 run to narrow the margin to one with five minutes on the clock. Brendan Fowler won the ensuing faceoff, but Irish goaltender Conor Kelly made the save and Notre Dame cleared for a chance to tie the game.

The Irish got a look at goal, but Duke's Luke Aaron made the stop and Jones picked up the ground ball. Looking to stop Notre Dame's momentum, Wolf found Keenan on the crease for the junior attackman's second and most important goal of the game that put Duke ahead 10-8 with 2:39 to play.

A goal by Sergio Perkovic of the Irish made it a one-goal game at 10-9 with just 49 seconds left on the clock, but Brendan Fowler won the ensuing faceoff for the Blue Devils and Wolf beat a pair of Notre Dame defenders to get the open net goal and send Duke to its second consecutive title.

Fowler won 13-of-22 faceoffs and picked up six ground balls for the Blue Devils, while Chris Hipps and Lobb recorded two caused turnovers apiece. Lobb held Notre Dame single-season scoring leader Matt Kavanagh to just two goals and one assist and only four shots on the day after he recorded seven in the semifinal against Maryland.

Aaron posted nine saves in the victory and had one ground ball to finish the year 15-3. Kelly made 12 stops for the Irish.

The victory gives Duke 12 National Championships in school history.

Notes

- The NCAA Championship was the 15th in Duke Athletics history and the second in three days after women's golf won the NCAA title May 23, 2014
- Casey Carroll caps his Duke career that started in September of 2003 with a NCAA title ... He finishes his career with 214 ground balls and 77 games played
- Duke's senior class departs Durham with a 62-19 record, one ACC title and two NCAA Championships
- With six points Jordan Wolf set the Duke and ACC single-season points record with 103 ... He passed Matt Danowski's 97 set in 2008 and is just the 13th player in NCAA history to surpass the century mark in a season ... The 103 points are the eighth most in a NCAA single season
- Wolf finished his career with 304 points to rank second at Duke and in ACC history and tied for eighth in NCAA history ... He is the second in ACC history to reach the 300-point career mark and ninth to do so in NCAA history.
- Wolf scored at least one point in the final 61 games of his career ... He was held pointless in just five of his 81 career games
- Brendan Fowler finishes his career with 816 faceoff victories - fourth all-time in NCAA history ... His 1,340 faceoffs attempted ranks second all-time in the NCAA records book
- Fowler's 301 faceoff wins in 2014 are fifth in NCAA single-season history
- With 474 ground balls in his four seasons, Fowler moves to fourth in NCAA career history ... His 192 in 2014 are fifth in NCAA single-season history
- John Danowski is the ninth Division I head coach to win at least three national titles and the eighth to win at least two consecutive
- For his career John Danowski is 347-171 overall and 128-32 in eight seasons at Duke
- Deemer Class finished the year with 38 goals and 65 points overall - the most by a Duke midfielder in program history
- The first midfield line of Class, Christian Walsh and Myles Jones departs as the highest scoring midfield in school history with 97 goals, 79 assists and 176 points

2014 NCAA TOURNAMENT BOX SCORES

First Round - #3 Duke 20, Air Force 9
May 11, 2014 • Durham, N.C. • Koskinen Stadium

Team	1st	2nd	3rd	4th	Total
Air Force	2	1	3	3	9
[3] Duke	5	7	5	3	20

SCORING (G-A)

Air Force - Crampton 3-1; Cassidy, 3-0; McKee, 2-0; Erik Smith 1-1

Duke - Jones, 3-5; Wolf, 3-1; Matheis, 3-0; Keenan, 2-3; Class, 2-2; Dionne, 2-0; Bruckner, 2-0; Haus, 2-0; Connelly, 1-0; Cohan, 0-1; George, 0-1; Walsh, 0-1

SAVES

Air Force - 12 (Dadiogo 6; Gouchoe 6)

Duke - 9 (Aaron, 8; Turri 1)

Attendance - 913

Quarterfinal - #3 Duke 19, #8 Johns Hopkins 11
May 18, 2013 • Newark, Del. • Delaware Stadium

Team	1st	2nd	3rd	4th	Total
[3] Duke	7	5	2	5	19
[8] Johns Hopkins	3	5	2	1	11

SCORING (G-A)

Johns Hopkins - Guida, 3-0; Cattoni, 3-0; Reed, 1-4; Stanwick 1-3; Brown 1-1; Benn 1-0; Crawley 1-0

Duke - Wolf, 5-3; Dionne, 4-0; Jones, 3-4; Matheis 3-2; Walsh, 2-1; Keenan, 2-1; Cohan 0-1; Haus, 0-1

SAVES

Johns Hopkins - 10 (Schneider)

Duke - 4 (Aaron 3; Turri 1)

Attendance - 7222

Semifinal - #3 Duke 15, #2 Denver 12
May 24, 2014 • Baltimore, Md. • M&T Bank Stadium

Team	1st	2nd	3rd	4th	Total
[2] Denver	2	2	5	3	12
[3] Duke	3	5	3	4	15

SCORING (G-A)

Denver - Berg, 5-0; Pace 3-0; Bobzien 3-0; Miller 1-2; Noble 0-1

Duke - Keenan 4-1; Wolf 3-2; Class 3-0; Jones 2-1; Cohan 2-0; Walsh 1-3; Haus 0-1

SAVES

Denver - 9 (LaPlante 5; Faus 9)

Duke - 12 (Aaron 10, Turri 2)

Attendance - 30,428

Championship - #3 Duke 11, #5 Notre Dame 9
May 26, 2014 • Baltimore, Md. • M&T Bank Stadium

Team	1st	2nd	3rd	4th	Total
[5] Notre Dame	0	1	3	5	9
[3] Duke	2	3	3	3	11

SCORING (G-A)

Notre Dame - Perkovic 5-0; Kavanagh 2-1; Scioscia 1-0; Pridemore 1-0; Doyle 0-1; O'Connor 0-1

Duke - Wolf 2-4; Jones 2-1; Class 2-0; Keenan 2-0; Walsh 1-1; Haus 1-0; Zenker 1-0; Bruckner 0-1

SAVES

Notre Dame - 12 (Kelly 12)

Duke - 9 (Aaron 9)

Attendance: 25587

NCAA All-Tournament Team

Jordan Wolf (MOP), Will Haus, Deemer Class, Myles Jones, Henry Lobb, Kyle Keenan

ALL-TIME CAPTAINS (GAME CAPTAINS IN 1943, 46-51, 55-57 & 60-63, 65)

1938	Richard Lewis '39	1987	Peter Ortale '87	2004	Ben Fenton '04
1939	Richard Lewis '39		Ken Lukes '87		Mack Hardaker '16
1940	Ray Brown '41		Maurice Glavin '87		Chris Haunss '01
1941	Ray Brown '41	1988	Peter Rubin '88		Paul Jepsen '04
1944	J.H. Webb '44		Bill McCullough '88	2005	Ben Breneman '05
1952	Don Bafford '52		Michael Conway '88		Bill Gerrish '05
1953	Nolan Rogers '53	1989	Paul Mahoney '89		Joe Kennedy '05
	Don Rutter '53		John Wiseman '90		Matt Zash '06
1954	Richard Bollinger '54	1990	Josh Dennis '90	2006	David Evans '06
1958	Jim Matthews '58		Jeff Fitts '90		Dan Flannery '06
1959	Robert Rippel, Jr. '59		John Wiseman '90		Bret Thompson '06
1964	Pete Coughlin '64	1991	Mike Murphy '91		Matt Zash '06
1966	Butch Starns '66		Curt Brockelman '91	2007	Matt Danowski '08
1967	Wayne Guckenberger '67		Gregg Schmalz '92		Ed Douglas '07
	Eldridge Hanes '67	1992	Jim Book '92	2008	Matt Danowski '07
1968	Phil Snead '68		Joe Matassa '92		Zack Greer '08
	Malcolm Travelstead '68		Gregg Schmalz '92		Brad Ross '08
1969	Steve Sachs '69	1993	Jim Mannino '93	2009	Ned Crotty '10
	Chuck Clark '69		Joe Proud '93		Sam Payton '09
1970	Jeff Board '70		Derek Thomson '93		Brad Ross '08
	Dennis Cassidy '70	1994	Chris Affolter '94	2010	Ned Crotty '10
1971	Jon Brodsky '71		Mike Clayton '94		Parker McKee '10
	Newt Hasson '72		Bo Mahoney '94		Sam Payton '09
	Bill Pugh '71	1995	Mark Allen '95		Max Quinzani '10
1972	Al Cotrone '73		Steve Finnell '95	2011	Zach Howell '11
	Rob Rice '73		Scott Harrison '95		Terrence Molinari '11
1973	Val Curran '74		Ross Moscatelli '95		Tom Montelli '11
	Mark Sammis '74	1996	Jim Gonnella '97		Justin Turri '12
1974	Val Curran '74		David Stilley '97	2012	Michael Manley '12
	Mark Sammis '74		Ross Thomson '96		Scot Meyer '12
1975	Rick Glaser '76	1997	Jim Gonnella '97		Justin Turri '12
	John Haldman '76		Tyler Hardy '97	2013	Bill Connors '13
1976	John Haldeman '76		Tim Speno '97		David Lawson '13
	Rick Glaser '76		David Stilley '97		Josh Offit '13
1977	James Ferguson '78	1998	Marc Amen '99	2014	Luke Duprey '14
	John Nulty '78		Scott Diggs '99		Brendan Fowler '14
1978	James Ferguson '78		John Fay '98		Chris Hipps '14
	John Nulty '78		Marcus Mollman '98		Christian Walsh '14
1979	Tom Davin '79	1999	Marc Amen '99		Jordan Wolf '14
	Pete Gustafson '79		Scott Diggs '99	2015	Justin George '15
	Larry Leckonby '79		Adam Dretler '99		Will Haus '15
1980	Tony Cullen '80		Tim Knowles '99		Jack Rowe '15
	Rob Price '81	2000	Jamie Brodsky '00	2016	Deemer Class '16
1981	Kevin Cosimano '81		T.J. Durnan '00		Chad Cohan '16
	Rob Price '81		Keat Crown '00		Seamus Connelly '16
1982	Scott Lurie '82		Jared Frood '00		Jamie Ikeda '16
	Arthur Henderson '82	2001	Matt Breslin '01		Myles Jones '16
1983	Carville Collins '83		Scott Bross '01		Case Matheis '16
	Chris Sussingham '83		Hunter Henry '01		Rowland Pettit '16
1984	Mark Altemus '84		Michael Keating '01		Greg Rhodes '16
	Hunt Brawley '84	2002	Kevin Cassese '03	2017	Jack Bruckner '17
	Peter Dodd '84		Dan Chemotti '02		Danny Fowler '17
1985	Jeff Spear '85		Jon Enberg '02		Ethan Powley '17
	Steve Frank '85		Michael Ferrari '02		Thomas Zenker '17
1986	Mark Gillin '86	2003	Kevin Brennan '03		
	Mark Roberts '86		Kevin Cassese '03		
			Devan Wray '03		
			Taylor Wray '03		

2018	Sean Cerrone '18 Justin Guterding '18 Jack Harrington '18
2019	Brad Smith '19 Turner Uppgren '19 Cade Van Raaphorst '19
2020	JT Giles-Harris '20 Terry Lindsay '20 Joey Manown '20
2021	JT Giles-Harris '20 (MMS '21) Terry Lindsay '20 (MMS '21) Joe Robertson '20
2022	Cameroun Badour '21 (MALS '22) Kenny Brower '23 Joe Robertson '21 (MALS '22) Wilson Stephenson '22
2022 Assistant Captains	Mike Adler '21 (MBA '22) Cameron Mule '21 (MMS '22)
2023 Captains	Kenny Brower '23 Tyler Carpenter '23 Wilson Stephenson '22 (MS Fin Tech '23) Dyson Williams '23
2024 Captains	Kenny Brower '23 (MMS '23) Tyler Carpenter '23 (MMS '23) Aidan Danenza '24 Jake Naso '24 Brennan O'Neill '24 Dyson Williams '23 (MMS '23)

- A -

Luke Aaron	2013-16
Thomas Adams	1960
Peter Adamson	1982-85
Mike Adler	2021-22
Chris Affolter	1991-94
David Aherne	1988-91
William Aherne	1987-89
Steve Ahrens	1995-96
Richard Aldridge	1985-88
Connor Alexander	2016-19
Calder Alfano	2014-15
John Alger	1949
Brandon Allen	2008-11
Mark Allen	1992-95
Scott Allen	1995-97
Christopher Allwarden	1974-75
Mark Altemus	1981-84
Chris Amen	1998-99
Marc Amen	1996-99
Beck Anderson	2023-P
Everett Anderson	1953-55
Ferdinand Anderson, Jr.	1966
Matt Anderson	2009-10
Robert Anderson	1956
Holt Anderson	1966-68
Keith Angell	1976-79
Michael Angell	1981-84
Breck Archer	2004-07
Palin Archer	1998-99
Kevin Arrix	1988-91

- B -

Cameron Badour	2018-22
Ed Bafford	1950-52
Don Bafford	1975-77
Don Baker	1953-55
MD.L. Ballard	1943
Charles Balsamo	2023-P
Christian Banes	1987-88
John Bankert, Jr.	1956-57
Chris Banes	1989-90
Lawrence Banks	1963
Henry Bard	2023-P
Douglas Barley	1970-71
Evan Barr	2021-P
Earnest Barry	1950-52
JP Basile	2018-21
Jack Baylin	1953
Andrew Beath	1966
Michael Becker	1990-92
R.A. Beer	1943
Robert Belcher	1977-80
Ben Belmont	2009-12
William Bennett, Jr.	1960-62
Trey Bender	2018-21
Bruce Benson	1953
Edward Berger	1956-58
M - Sam Berger	2014-20
Lee Bernstein	1953-54
Robert Bickel	1950-52
Jonathan Bierman	1980-83
Garrett Billmier	1947, 48
Winford Bishop	1960
John Black	1954
Robert Board	1968-70
Dick Bollinger	1952-54
Andrew Bonafede	2019-23

Jim Book	1991-92
Roger Boone	1989
Robert Booth, Jr.	1966
Herbert Boothby, Jr.	1957
Richard Boswell3-1	1963
Marvin Botnick	1953-55
Joseph Boulay, Jr.	1974-76
John Bowler	2017-20
Donald Bowman	1940
Rod Boyce	1948-51
Keith Boyer	2022-P
Sean Brady	2008-09
M.D. Brandt	1943
Robert Brawley	1981-84
Matt Breuer	1992-93
Lewis Brewster	1983-84
Kevin Brennan	2000-03
Ben Brennenman	2002-05
T.M. Brenner	1943
Matt Breslin	1998-01
Cody Brinkman	2018-19
Richard Brock	1961-62
Curtis Brockelman	1988-91
Jamie Brodsky	1998-00
Jonathan Brodsky	1968-70-71
Thomas Brodsky	1970-73
Scott Bross	1998-01
MFrank Brown	1972-74
Raymond Brown	1940,46
Kenny Brower	2020-P
Scott Bruce	1984-85
Ernest Buchanan, III	1960-62
Jack Bruckner	2014-17
John Buchanan	1957
Meriwether Buckelew, Jr.	1961-62
George Buckley	2002-05
Edgar Bunce, Jr.	1940
Erik Burford	1989
Joe Burgin	1972-75
Braden Burke	2019-22
Blake Byczek	1998-01
Grant Byczek	2001-04
Wade Byrd	1957-59

- C -

James Cabrera	1984-87
Sam Cady	1992-94
Herschel Caldwell, Jr.	1958
Jake Caputo	2020-P
Owen Caputo	2019-23
Stephen Card	1998-99-00
Bob Carpenter	1993-94
CJ Carpenter	2016-20
Tyler Carpenter	2020-P
Andrew Carras	1990
Bo Carrington	2005-08
Casey Carroll	2004-07, 2013, 2014
James Carroll, Jr.	1985-86
Philip Cartier	1956
Aaron Casano	1987-88
Patrick Casey	1973-74
Kevin Cassese	2000-03
Dennis Cassidy	1968-70
Mike Catalino	2006-10
Griffin Catlett	2019-23
Cyril Caurthens	1977-80
Bradford Cecil	1946-47
Sean Cerrone	2018

Dan Chemotti	1999-2002
Matt Chmil	2018-22
Thomas Christopher	1975-78
Curt Cimei	1983-86
Charles Clark	1966-68-69
Seymour Clark	1948
Louis Clarke	1957
Deemer Class	2013-16
Don Clausen	1948-51
Mike Clayton	1991-94
Hayes Clement	1957
Robert Cliff	1966-68
Tom Clute	2006-10
Chris Coady	2013-16
Malcom Coady	1946
Eric Cobb	1990-93
Jon Coffey	2021
Dax Cohan	2011-14
Kevin Coleman	2004-06
John Coll, Jr.	1963-64
Carville Collins	1981-83
Howard Colvin	1966-68
Peter Conley	2018
Seamus Connelly	2013-16
Bill Conners	2010-13
Michael Conway	1985-88
Jason Cooper	1986-87
Gene Corrigan	1948-51
James Corrigan	1946
Kevin Cosimano	1978-81
CJ Costabile	2009-12
Alan Cotrone	1970-73
Brook Cottman	1950-52
Patrick Coughlan	1960-62
Peter Coughlan	1962-64
Josh Coveleski	2005-08
James Covington	1963-64
Stephen Coyle	2008-12
William Croom, Jr.	1969
Keat Crown	1998-00
Ned Crotty	2006-10
Harold Cruickshank	1940
Anthony Cullen	1978-79-80
Kevin Cunningham	1958-59
Eugene Curran	1992
Lewis Curran	1971-74
Tim Curran	1992
Clay Curtis	1994-95

- D -

Brian Dailey	2012-15
Aidan Danenza	2021-P
Matt Danowski	2004-08
T.M. Darden	1943
Tom Darkis	1952-53
Stewart Darrell	1995-96-97
Andrew Davidson	2000-03
G.R. Davidson	1946
Thomas Davis	1943-47
Wilson Davis, Jr.	1955-57
Thomas Davin	1976-79
Pete DeCordova	1954-55
AJ Delgado	2020-P
Greg DeLuca	2010-13
MGabby DeMatteis	2001-04
Greg Denicola	1989-92
Josh Dennis	1987-90
Paul Denton	1960-62

Joseph Devlin, Jr.	1977-78
Otto Dieffenbach	1950-52
Rix Dieffenbach, Jr.	1958
Scott Diggs	1996-99
John Dickerson	1950
Dan DiMaria	2013
Josh Dionne	2011-14
Peter Dodd	1982-83-84
Stephen Dolan	1988-90
David Donovan	1989-92
Joe Donovan	1994-96-97
Dan Doty	2001-03
Ed Douglas	2004-07
Kyle Dowd	2005-06
Robert Douglas	1971
Patrick Doyle	1995-97
Randall Drain	2004-05
Connor Drake	2020-P
Adam Dretler	1997-99
Andy Droney	1990-93
James Duffy	1988-90-91
Jim Dumser	1995
Brian Dunne	2014-17
Luke Duprey	2011-14
T.J. Durnan	1997-00

- E -

John Edwards	1947
Greg Ehrnman	1995-97
Tyler Elkins-Williams	2001-04
Jeffrey Elliott	1966-67-68
Craig Elson	1987-88-90-91
Dean Elson	1989-90
Fred Eisenbrandt	1948-51
Jon Enberg	1999-02
Luke Engelke	2023-P
John Englert	1978-80-81
David Evans	2003-06

- F -

Jack Falk	2019
Kenneth Fanfoni	1972-74
Ken Fasanaro	1992-94
Ed Fay	1995-97
John Fay	1995-98
Jesse Fehr	2011
John Feick	1966
Aaron Fenton	2001-05
Ben Fenton	2001-04
Zach Fenton	2000-04
James Ferguson, III	1975-78
Michael Ferrari	1999-02
M - Eric Ferraro	1975
Michael Fidgeon	1985-88
Eph Fine	1946
M - Jack Fines	2013-P
Roderick Finlayson	1973-76
MEarle Finley	1953
Ray Finn	1948-49
Steve Finnell	1993-95
Collin Finnerty	2005-06
Douglas Firstenberg	1979-82
(M) Bob Fischell	1948-49
Jeffrey Fitts	1987-90
Dan Flannery	2003-06
Julian Flannery	1996-98
Thomas Foard	1979-80-82
Gibbs Fogarty	2006-09

Laurence Fong	1978-79
Robert Foote	1964
John Foreman	1967
Brendan Fowler	2011-14
Danny Fowler	2014-18
Vincent Fowler	2022-P
John Fox	1956
Robert Fox	1966
Stephen Frank	1982-85
James Frey	1959-60
Jack Frisoli	2022-23
Will Frisoli	2020-P
Jared Froot	1997-00

- G -

Peter Gailliot	1999
Dennis Gallaher	1972-75
Matt Ganes	2001-02
James Garrity	1954-55
Justin George	2012-15
Charles Gerhardt	1954-55
Bill Gerrish	2001-05
Robert Gettinger	1974-77
Matthew Giampetroni	2015-18
Olin Gilbert	1946-47
JT Giles-Harris	2017-21
Charles Gilfillan	1948-51
David Gill	2015-18
Mark Gillian	1983-86
Jordan Ginder	2019-22
Harrison Givens, III	1958
John Giznuzzi	1980
Richard Glaser, Jr.	1974-76
James Glasheen	1987
Eugene Glavin	1989-92
Maurice Glavin	1984-87
Richard Gochbauer	1947-49
James Goldberg	2007-10
Jason Goger	1993-95
MStephen Goldberg	1966
Jim Gonnella	1994-97
Joel Goodman	1972
Bennett Goodspeed	1959
John Goody	1962-63
Thomas Gorsuch	1946-47
Jack Gray	2022-P
Zack Greer	2005-08
Lloyd Griffith, Jr.	1960-62
Richard Grimm	1960-61
Michael Grogan	2020-P
Wayne Guckenberger	1966-67
Peter Gustafson	1976-79
Justin Guterding	2015-18

- H -

David Hagler	1978-82
John Haldeman	1973-76
Snowden Hall, III	1961
M - Ross Hamilton	2018-21
M - Will Hamilton	2018-21
Eldridge Hanes	1966-67
Oscar Hank	1940
Frank Hanna	1967
Robert Hanson	1950-51
Mack Hardaker	2000-04
Philip Hardee	1967
Clyde Hardin	1970
Joe Hardison	2019-23

Tyler Hardy	1994-97
John Harkin	1983-86
Paul Harkin	1977-80
Jack Harrington	2015-18
Mike Harrington	1952-55
Robert Harris	1981-82
Scott Harrison	1992-95
Chris Hartofilis	1998-01
Nick Hartofilis	1997-00
Charles Hartwig	1959
George Harwell	1967
Newton Hasson	1969-71
Ryan Hastings	2017-20
Dan Hauber	1999-02
Chris Haunss	2001-04
Will Haus	2012-15
William Hayes	1975
Fredrick Hearn	1955-57
James Heavey	long 1994-95
J.H. Hebb	1943
Howard Heiss, Jr.	1947-50
John Heller	1947-50
William Helm	2023-P
John Hemenway	1982
Arthur Henderson, Jr.	1979-82
Teddy Henderson	2014-17
William Henderson	1962-63
Kevin Hendrick	2022
Will Hendrickson	2013-15
Erik Henkelman	2003-06
Cameron Henry	2020-P
Hunter Henry	1998-01
Chesley Herbert	1963-64
Earnest Hermann	1949
Robert Hermance	1947
Carter Hertzberg	1991-93
James Hetznecker	1986
John Hightower, II	1964
Peter Hilbig	1972
David Hill	1977-79
Howard Hill	1980-82
J.K. Hill	1943
Jack Hill	2001-04
John Hill	1971-73
Chris Hipps	2011-14
Blake Holden	1991-92-93-95
Andy Holmes	1989-1991
Elbert Holmes, Jr.	1958-60
Leigh Hopkins	1976-78
Lee Hoshall	1947-49
MGary Horvitz	1967
William Howard	1954
Zach Howell	2008-11
Donald Hull, III	1972-74
Donald Hunt	1956
Craig Huntley	1983
Warren Huntsinger	1947
Michael Hutchings	2007-10
William Hutchison, Jr.	1982

- I -

Jamie Ikeda	2013-16
Frank Ingle	1964
William Ioli	1973-76
Charles Irwin	1959-60

- J -

Dwight Jacobus	1958-60
----------------	---------

Fred James	1954
C.A. Jarvis	1943
M - Douglas Jeffers	1972-74
Paul Jepsen	2001-04
Zach Jepson	2023-P
Jay Jennison	2005-09
Charlie Johnson	2023-P
MGordon Johnson	1958
Robert Johnson	1962
Mack Johnston	1940-46
Scott Johnston	1983-85
David Jones	1963
Lawrence Jones	1978-81
Michael Jones	1973
Myles Jones	2013-16
Arthur Jordan	1975-77

- K -

Neil Kahn	1977
Chris Kakel	1997-00
Vincent Kalaher	1982
Marc Kartman	1973-74
Chandler Katz	2020-22
Brendan Keaney	1996-99
Terrence Keaney	1999-02
Dan Keating	1998-99
Michael Keating	1998-01
David Keefe	1985-88
Kyle Keenan	2012-15
Charles Kemper	1940
Jamie Kennedy	1999-02
Joe Kennedy	2002-05
David Kerman	1963-64
Michael Kerns	1977
Jadon Kerry	2019-23
Vern Ketchem	1941-46
Neal Ketcher	1961
A.J. Kincel	1999-00-01-02-03
L.B. Kingerly	1943
Morgan Kirby	2012-15
James Kirk	1972
Joe Kirmser	1994-97
Joseph Kitch	1961
Tim Knowles	1996-99
Ben Koesterer	2005-06
Edward Koffenberger	1946-47
Michael Koldan	1988-91
Michael Kovach	2001
David Kovner	1989-92
Cole Krauss	2021-P
Ben Krebs	2012-13
Frederick Kretschmaar	1974-76
Fred Krom	2004-07
Brad Kronauer	1983-86
Joe Kruy	2013-16
Stephen Kulvin	1959-60
Matt Kunkel	2011-13

- L -

Peter Lamade	2004-07
Nathan Lane, III	1966
Reed Landin	2022-P
W.A. Lane, Jr.	1943
MWayne Langford	1961-62
Adam Langley	2005-08
Arthur LaMotte	1956
Robert Laughlin	1966-67
David Lawson	2010-13
Garrett Leadmon	2019-23

Larry Leckonby	1976-79
Claude Ledes	1954-55
Blake Leischow	2017-21
James Leshler	1980
Theodore Levin	1983-84
Hebert Levy	1940
Frank Lewis	1971
Alex Lieske	1999-2002
Edward Ligon	1964
Barry Lipnick	1979-81
Jame Lipscomb	1940
Gavin Lindsay	2022
Terry Lindsay	2017-21
Daniel Litaker, II	1958-60
Jonathan Livadas	2010
Jabez Loane	1952-53
Henry Lobb	2011-14
Eddie Lockard	1980-82-83
Herbert Lodder	1954-55
Chris Loftus	2005-09
Dan Loftus	2004-08
Eddie Loftus	2010-13
Stephen Lonergan	1972
Hal Long	1991-92
Thomaas Losee, Jr.	1961
Frank Lowe	1963
Jerome H. Lowengard	1947-48
Sean Lowrie	2017-21
David Ludington	1982-84-85
Kenneth Lukes	1984-87
Sean Lulley	2022
Scott Lurie	1979-82
Al Lynch	1952-54

- M -

Will MacDonald	2000-03
Malcolm MacDougall, Jr.	1980
Ryan Mackenzie	2021-P
J.T. Mackesy	1959-60
M - Deanna Mackey	1998-01
David MacMillan	1980-83
Davie Magee	1959
Aidan Maguire	2023-P
Bo Mahoney	1993-94
Kevin Mahoney	1988-89-90
Paul Mahoney	1986-89
Michael Mahr	1955
Joseph Majike, Jr.	1975
Petey Malitas	2023-P
Michael Manley	2008-10-12
Chris Manning	1994-95
Jim Mannino	1992-93
Joey Manown	2017-21
Frank Marinello	2019-22
Ryan Marshall	2004-05
Alfred Masius, Jr.	1955-57
Joe Matassa	1989-92
Case Matheis	2013-16
William Mathis, Jr.	1964-67
Michael Mattingly	1959-61
James Matthews	1956-58
Kevin Mayer	2005-09
Christopher Maxmin	1983-86
Reid Maxmin	2013-16
Andrew McAdorey	2022-P
Bryan McAleer	2001-04
M - Chris McAllister	1990
David McCann	2016-19

Charles McCausland	1962
Stephen McCoy	1969-71-73
Douglas McCracken	1983-84
Seth McCulloch	1990-93
Warrington McCullough, IV	1978-81
William McCullough	1985-88
Tony McDevitt	2004-08
Ryan McFadyen	2005-09
Robert McGough	1940
Robert McGreevey, III	1977-78
William McIntyre	1959
Parker McKee	2007-10
Will McKee	2009-10
Liam McLane	2022-P
C. S. McLarty	1946
Kevin McNulty	1993-94
Michael McNulty	1982
Thomas McTighe	1982
T.P. McWilliams	1943
Matthew McWright	1983-86
M - A.J. Meara	1940
Joseph Megale	1978-80
Steven Meixel	1970, 71
Keith Melchionni	1988-91
M - Manny Meltzer	2018-21
M - Maria Mendiburo	1999-02
John Mersereau	1966
Henry Meyer	2010-13
Scot Meyer	2009-12
John Micklitsch	1989-92
Robert Millhauser	1957-59
Andrew Miller	1979
Bruce Miller	1956-57
Charles E. Miller	1983-86
Donald Miller, Jr.	1969-72
Duncan Miller	1998-99
Michael Miller	1954-55
Sam Miller	1952-54
David Misler	2002-05
Grant Mitchell	2022-P
Terrence Molinari	2007-11
Marcus Mollmann	1997-98
Matt Monfett	2002-03
M - Giles Montgomery	1961
Nakeie Montgomery	2018-22
Tom Montelli	2008-11
MGeorge Moore, Jr.	1961-64
MDouglas More	1969-70
Pat Morriarty	1948-49
Peter Morriarty	1956
J.E. Morrill	1946
Spencer Morris	2004
John Morton	1963
Ross Moscatelli	1992-95
Matt Mueller	2001-03
Mark Mueller	2002-05
Cameron Mulé	2018-22
Howard Mullinix, Jr.	1947
Michael Munley	1987-89
Michael Murphy	1988-91
Robert Murray	1955

- N -

Jake Naso	2021-P
John Nations, Jr.	1975
James Neffgen	1967-70
John Neithammer	1966-68
John Nejman	2002

Glenn Nick	2003-06
Christopher North	1972-74
George Northup	1977-78
John Nulty	1975-78
Bert Nuttle	1948-50

- O -

Dan O'Connell	2021
Charlie O'Connor	2021-P
Nick O'Hara	2004-08
John O'Donnell	1996-99
Brennan O'Neill	2021-P
James O'Neill	1985-88
Jimmy O'Neill	2010-13
Patrick O'Neill	2000-03
Roderick O'Neill	1987-88-90
Jimmy O'Reilly	2009
Josh Offit	2010-13
Matt Ogelsby	1992-95
Dan Oppedisano	2004-07
Michael Ostrander	1978
Jason Orlando	2008-11
Morton Orman	1967-69
Peter Ortale	1984-87
William Overend	1971-74

- P -

Douglas Padgett	1956-58
Thomas Palisi	2015-18
Jack Pappendick	2023-P
Bert Park	1966
William Parrott, III	1966-69
Jacque Passino, Jr.	1970
Stanley Patch, Jr.	1966
Greg Patchak	1998-2001
Lawrence Patterson	1984-87
Tommy Patterson	2010-13
David Paulson	1957-59-60
Charlie Payton	2011-14
Sam Payton	2006-10
Daniel Peacock	1950-51
Greg Pelton	2015-18
M - C.J. Perry	2004-05-06
David Peterson	1963
Michael Peterson	1972-73
Spencer Peterson	2010-13
MKeri Petrin	2000-03
Charles Pettebone, Jr.	1969-72
Rowland Pettit	2013-16
Thomas Pettit	1946-47
James Pezulla	1987-88
Robert Phelan	1966
Laurence Phelps, Jr.	1943-47
John Phillips, Jr.	1956-57
Arthur Pierce	1952
Kirvan Pierson	1952-53-54
Robert Pinnella	1970-73
Richard Poland	1967
David Poleski	1966-67
Nick Potemski	2022
Garrett Power	1958-59
Ethan Powely	2014-17
John Prendergast	2016-19
Stephen Prevost	1959
Alex Prezioso	2014-16
Robert Price, III	1978-81
Joe Proud	1991-94
William Pugh, III	1966-71

- Q -

Ben Quayle	1997-98
Kevin Quigley	2017-P
Max Quinzani	2007-10

- R -

Robert Rainey	1980-83
Robert Raisch	1949
Frederic Ramsey	1966-69
George Ratcliffe	1956
Mark Reading	1984-87
Richard Reamer	1964-65
John Recher	1973-76
Jimmy Regan	1999-2002
Donald Rencken	1940
Patrick Resch	2015
Matt Rewkowski	2002-03
Greg Rhodes	2013-16
William Ricci	1983-84
Jack Rice, Jr.	1959
Robert Rice	1971-72-73
William Richardson	1955-57
Robert Rippel, Jr.	1957-59
Charles Ritchie, III	1980-81-83
James Riley	2015
Jack Roberts	1957
Mark Roberts	1983-86
Joe Robertson	2018-22
Phillip Robertson	2021
Mike Rock	2008-12
Dan Roediger	1998-00
John Roediger, Jr.	1962-63
Donald Rogers, Jr.	1977-80
Nolan Rogers	1951-53
M - Charles Rose	1947
M - Steven Rosenblatt	1966
Michael Rosendorf	1980
Brad Ross	2005-09
Walter Ross	1946
Robert Rotanz	2009-10-11-12
J.T. Rowe	1946
Jack Rowe	2012-15
Kyle Rowe	2015-17
Peter Rubin	1986-88
Andrew Rullan	2009-12
Michael Russell	2000-03
Mitch Russell	2015-18
William Russell	1976
William Rusell, III	1980
Don Rutter	1952-53
Tom Rynn	2008-11
William Rysanek, III	1960-62

- S -

Steven Sachs	1966-69
Mark Sammis	1971-74
Michael Satyshur	1999-02
K.J. Sauer	2003-06
Dick Saunders	1953-56
Walker Scaglione	2017-21
Ben Scharf	2013-16
Tommy Schelling	2023
Jake Seau	2015-19
Reade Seligmann	2005-06
Craig Seyffer	1997-98
Christopher Shannon	2011-12
Jeffrey Smith	1967

Don Scott	1952-56
Nick Schmitz	1999-00
Craig Schubert	1998-00
Edwin Schull	1957
Gregg Schmalz	1989-92
Steve Schoeffel	2006-10
John Schraff	1985-88
Scott Schraff	1986-87
Rob Schroeder	2005-09
Stuart Schwartz	1998-01
Tanner Scott	2012-15
Vincent Sgrosso	1956
John Shaffer	2013-16
Kohl Shaffer	2018-21
Reed Shaffer	2016-19
Roger Sharrett	1950
Raines Shamburger	2018-21
Greg Shea	2015-18
Michael Sherman	1962
Charles Sherwood, Jr.	1972-75
Devon Sherwood	2006-10
Thomas Shepherd	1960-61
Peter Shihadeh	1970-72
James Shiver	1960
Joseph Siletto	1988-91
Jeffery Sindler	1985-87
Scott Sisk	1987-88
Lee Skandalaris	2001-04
Max Sloat	2023
Barry Smiley	1961
A.B. Smith	1948
Bernard Smith, Jr.	1957-58
Brad Smith	2016-19
Garrett Smith	2019-23
Martin Smith	1974-75
Brian Smyth	2017-21
Robert Smyth	1962
Phillip Snead	1966-68
Jeffrey Snyder	1966
William Snyder	1968-69-70
Sam Solie	2007-10
Eric Southard	2000-03
Ellis Sowell, III	1955-56
Michael Sowers	2021
Jeffrey Spear	1982-85
Tim Speno	1996-97
Sam Spillane	2008-11
Mark Spolyar	1989
Richard Stark	1953
Byron Starns, Jr.	1964-66
Charles Steel	1940
John Steel	1948-49-50
Joe Stein	2018-21
Don Stegner	1954
Wilson Stephenson	2019-23
Peter Stetler	1966
William Stewart, III	1980-83
David Stilley	1994-97
Chase Stock	1998-01
Merrill Stout, Jr.	1956-58
Daniel Strauch	1987-90
Lockwood Street	1955
Bill Strott	1948-50
Drew Stroud	1999-02
William Struthers, III	1968-70
William Suiter, Jr.	1956-58
James Sullivan	2021
Joseph Sussingham	1980-83
Harry Sutton	1946-47

John Sutton	1975
Mike Swirbalus	2020-P
- T -	
Brodie Taweel	2022-P
Bob Taylor	1952
William Taylor	1947
John Telling	1988
Dan Theodoridis	2006-10
Bret Thompson	2003-06
Derek Thomson	1991-93
Ross Thomson	1993-96
Wayne Thorn	1972
Peter Thurston	1971
David Tierney	1957
Chris Tkac	2006-09
Joe Tkac	2008-11
R.S. Tompkins	1943
Gary Townsend	1969-72
Teddy Transou	2016-19
Tripp Transou	2014-17
Andrew Travelstead	1995-97
Malcolm Travelstead	1966-68
Daniel Treinish	1986-89
Aurthur Tremaine	1968-70
Jake Tripucka	2010-13
David Tubbs	1947-50
William Tucker, Jr.	1964
Justin Turri	2008-12
Kyle Turri	2012-15
Felix Turner	1974-75
- U -	
Dan Umbel	1996-99
Turner Uppgren	2016-21
David Valle	1963-64
- V -	
Gregory Vaniglia	1971-73
M - Van Ashe	1950
Garrett Van de Ven	2014-17
Russell Van Nuis	1980
Cade Van Raaphorst	2016-19
Steve VanWickler	1971
Glenn Veit	1973-75
Andrew Vekstein	2011-12
Tucker Virtue	2008-11
Eric Volt	1989
Robert Voorhees	1960-62
- W -	
Bobby Wade	2019-23
M - Chris Wade	2006
Michael Wagner	1947
Howard Walderman	1957
Benjamin Waldman	1975
Mark Walden	1979-80
Scott Wallace	1940
Christian Walsh	2011-14
John Walsh	2004-07
Reilly Walsh	2017-21
David Walters	1969-71
Michael Ward	2004-08
David Waterhouse	1986

Luke Waters	2022-23
James Watson	1968-69
Joe Watt	1998-01
Richard Webb	1962-63
Peter Welch	2015-19
Rob Wellington	2005-08
John Welsh	1961-62
John Welty	1977
John Wendling	2001-04
Craig Werner	1981-82
Phil Wetzler	1957-59
Scott Wheaton	1948-50
Thomas Whelan	1975-78
Craig Werner	1979-80
Bob White	1948-49
Josh White	2018-20
Preston Whitehurst	2023-P
James Whitescarver	1950-52
Alex Whitten	1994-97
Travis Whitten	1998-99
Paul Widener	1961
Dan Wigrizer	2010-13
Jim Wilkerson	1953-55
Kenneth Wilkes	1964
Dyson Williams	2020-P
Marion Williams, Jr.	1966
A.C. Wilson	1946
Eugene Wilson	1940
Jake Wilson	2022-P
Matt Wilson	2004-07
Ron Wilson	1952-54
John Wiseman	1987-90
William Wolcott	2004-06
Jordan Wolf	2011-14
Paul Womble	1998-99
Devan Wray	2001-03
Taylor Wray	2000-03
Samuel Wright	1940
Max Wygod	2007-10
M - Richard Wyman	1946
- Y -	
Ian Yanulis	2014-17
Kevin Young	2008-11
Michael Young	2005-08
Rob Yowell	1985-88
- Z -	
Matt Zash	2003-06
James Zelter	1982-84
Thomas Zenker	2014-17
David Zezza	1980-83
William Zipse	1964
Jack Zukowski	2022
Jamie Zusi	2023

M Denotes team manager

- 0 -

Mike Adler '21
Chris Tkac '09

- 1 -

Garrett Leadmon '22
Connor Alexander '19
Kyle Turri '15
Tucker Virtue '11
Devon Sherwood '10
Chris Haunss '04
Paul Mahoney '89
Craig Huntley '83
Howard Hill '82
Laurence Fong '81
John Alger '49

- 2 -

JT Giles-Harris '20
Luke Aaron '16
David Lawson '13
Chris Loftus '09
Matt Breslin '01
Tim Speno '97
Andy Droney '93
Bill McCullough '88
Maurice Glavin '87
Don Rogers '80

- 3 -

Jack Falk '19
Danny Fowler '18
Brendan Fowler '14
Scot Meyer '12
Ryan Marshall '05
Spencer Morris '06
Alex Lieske '02
Ben Quayle '98
Bo Mahoney '94
Steve Dolan '91
Christopher Maxmin '86
Barry Lipnick '82
James Ferguson '78
William Rysanek '62

- 4 -

Jake Seau '19
Mitch Russell '18
Chad Cohan '16
Dan Wigrizer '13
Matt Anderson '10
Dan Loftus '08
Michael Satyshur '02
Marcus Mollmann '98
Scott Cole '96
David Aherne '91
Dan Treinish '89
Jeffrey Sindler '87
Doug Jeffers '76

- 5 -

Cameron Badour '21
Kyle Rowe '17
Tanner Scott '15
Sam Spillane '11
Peter Lamade '07
KJ Sauer '06
Chase Stock '01

Scott Allen '97
Seth McCulloch '93
Chris Banes '90
Eddie Lockard '83
Ricky Hill '82
Kevin Cosimano '81
Joe Boulay '76
Frank Brown '73

- 6 -

John Prendergast '19
Will Haus '15
Joe Tkac '11
David Evans '06
Matt Mueller '04
Adam Dretler '99
John Antonini '96
David Donovan '92
John Hexner '90
Scott Bruce '85
Doug Firstenberg '82
Pat Filan '78
Eph Fine '48

- 7 -

Cade Van Raaphorst '19
Ben Scharf '16
Jake Tripucka '13
Gibbs Fogarty '09
Mark Mueller '05
Blake Byczek '01
James Heavey '96
Joe Matassa '92
Ken Lukes '87
Chris Sussingham '83
Larry Jones '81
Joe Devlin '80
Joe Burgin '75

- 8 -

Joe Robertson '21
Jack Bruckner '17
Josh Dionne '14
Max Quinzani '10
Ed Douglas '07
Matt Ganes '04
Jamie Brodsky '00
Richard Robinson '99
Ken Fasanaro '94
Josh Dennis '90
Jeff Spear '85
Bill Russell '76
Ben Waldman '76
Mike Jones '75

- 9 -

Jordan Ginder '22
Sean Lowrie '20
Case Matheis '16
CJ Costabile '12
Michael Ward '08
Zach Fenton '04
Marc Amen '99
Chris Collins '96
Jamie Pezzulla '90
Ted Probert '84

Tom Foard '82
Steve Sprinkle '76
Ken Fanfoni '74
Howard Mullinix '48

- 10 -

Deemer Class '16
Ben Belmont '12
Brad Ross '09
Matt Zash '06
James Regan '02
Julian Flannery '98
Kevin McNulty '94
Craig Elson '90
Will Aherne '89
Peter Ortale '87
Jon Bierman '83
Andy Miller '81
Rob Gettinger '77
Chuck Sherwood '75
Chip Pettebone '72
Mac Holmes '59

- 11 -

Terry Lindsay '20
Chris Coady '16
Eddie Loftus '13
Tom Montelli '11
Fred Krom '07
Michael Russell '03
Duncan Miller '99
Eugene Curran '95
Kevin Arrix '94
Aaron Casano '90
Scott Schraff '87
Bill Ricci '86
Dave Hagler '82
Pat Gallaher '75
Steven Meixel '71
Tom Hoar '70
Frederick Ramsey '69
Hal Byrd '64

- 12 -

Kevin Quigley '20
Seamus Connelly '16
Justin Turri '12
Dan Flannery '06
Kevin Cassese '03
John Fay '98
Hal Long '94
John Wiseman '90
Jimmy O'Neill '88
Peter Dodd '84
John Giannuzzi '80
Tom Whelan '78
Wood Struthers '70
Quinn Robinson '76
Greg Vaniglia '73
Michael Huntley '61

- 13 -

Owen Caputo '22
Sean Cerrone '18
Jamie Ikeda '16
Chris Hipps '14
Brandon Allen '11
Collin Finnerty '08

Grant Byczek '04
 Daniel Roediger '00
 John Micklitsch '92
 Rod O'Neill '90
 Matt McWright '86
 Anthony Cullen '80
 Chas Conklin '77
 Rick Glaser '76
 Steve McCoy '73
 Peter Shihadeh '72
 Tom Parrott '69
 Richard Boswell '63
 Garrett Billmier '48

- 14 -

Jadon Kerry '22
 Justin Guterding '18
 John Shaffer '16
 Andrew Rullan '11
 Jason Orlando '11
 John Walsh '07
 Greg Patchak '01
 Andrew Travelstead '97
 Vinnie Hannigan '96
 Dean Elson '92
 Robert Harris '84
 David MacMillan '83
 Mark Walden '80
 Keith Angell '79
 Bill Hayes '77
 Al Cotrone '73
 William Mathis '66
 Eric Handler '65
 Pete Coll '64
 Lee Bernstein '53
 Lee Bernstein '52
 Seymour Clark '48

- 15 -

Nakeie Montgomery '21
 Myles Jones '16
 Rob Schroeder '09
 Kyle Dowd '06
 Dan Chemotti '02
 Jim Gonnella '97
 Gregg Schmalz '92
 Peter Rubin '88
 Robert Rainey '83
 Robert Belcher '80
 John Nulty '78
 Pete Hilbig '72
 James Neffgen '70
 Gordy Power '59
 John Buchanan '57
 James Garrity '53
 Nial
 Charles Gilfillan '51

- 16 -

JP Basile '21
 Kyle Keenan '15
 Tom Rynn '11
 Mack Hardaker '04
 Dan Keating '99
 Scott Harrison '95
 Jim Duffy '91
 Richard Aldridge '89
 Mike Angell '84

Art Jordan '78
 George Northup '80
 Rick Specker '76
 Bill Serletis '75
 Steven McCoy '71
 Sammy Fox '68
 Dave Magee '60

- 17 -

Jack Firsoli '23
 Raines Shamburger '21
 Thomas Zenker '17
 Dan DiMaria '13
 Andrew Vekstein '12
 Tom Clute '10
 David Misler '05
 Dan Doty '04
 John O'Donnell '99
 Blake Holden '95
 Mike Fidgeon '88
 Hunt Brawley '84
 Ray Thweatt '73
 Wood '72
 John Hill '71
 Laurence Robbins '68
 William Anderson '66
 John Edwards '48

- 18 -

Jack Zukowski '22
 Kohl Shaffer '21
 Alex Prezioso '16
 Tommy Patterson '13
 Jesse Fehr '12
 James Goldberg '10
 Michael Keating '01
 Toby Murdock '99
 Sean Lavin '98
 Ed Fay '97
 Eric Volk '90
 James Carroll '88
 Larry Leckonby '79
 John Robert Nations '75
 Ramon Hurtado '77
 Michael Peterson '73
 Jeffrey Snyder '66
 Trudge Herbert '64
 Bruce Benson '53
 A.B. Smith '48
 Scott Horne

- 19 -

Wilson Stephenson '22
 Greg Pelton '18
 Christian Walsh '14
 Josh Coveleski '08
 Tyler Elkins-Williams '04
 Nick Schmitz '00
 Jason Vettori '96
 Andy Carras '93
 Erik Burford '91
 Michael Conway '88
 Steve Frank '85
 Jeb Buck '84
 David Wofford '82
 Don Bafford Jr. '77
 Joe Majike '75

Bill McIntyre '59

- 20 -

Trey Bender '21
 David Gill '18
 Charlie Payton '14
 Steve Schoeffel '10
 Joe Kennedy '05
 Hunter Henry '01
 Joe Kirmsler '97
 Greg Denicola '92
 Bill Stewart '83
 Stu McGeady '77
 Wes Corber '76
 Skip Walters '72
 Jeff Clouser '68
 Bob Foote '64
 Philip Carter '53
 Jerome Lowengard '48

- 21 -

Cameron Mulé '21
 Jack Harrington '18
 Brian Dailey '15
 Zach Howell '11
 Matt Wilson '07
 Aaron Fenton '04
 Keat Crown '00
 Clay Curtis '96
 Kevin Mahoney '91
 Mike Munley '89
 Mark Reading '87
 David Zezza '83
 Kent Vogel '78
 Frank Picozzi '73
 Houghton '72
 Rob Comfort '71
 Peter Seaman '68
 Jack Neithammer '68
 Peter Coughlan '64
 Herbert Boothby '59
 Krivan Pierson '53

- 22 -

Ned Crotty '10
 Matt Rewkowski '05
 Nick Hartofilis '00
 Ross Moscatelli '95
 Jason Cooper '88
 Skip Henderson '82
 Russell Van Nuis '80
 Bob McGreevey '80
 Tom Christopher '78
 Marc Kartman '75
 Lee Miller '72
 Donald Miller '69
 Nate Lane '68
 Robert Laughlin '66
 Chesley Herbert '65
 Doc Hightower '64
 Dan Litaker '59
 John Bankert Jr. '57
 Dan Trimper '53

- 23 -

Sean Lulley '22
 Michael Sowers '21
 CJ Carpenter '20

James Riley
 Dax Cohan '14
 Kevin Young '11
 Sam Solie '10
 Erik Henkelman '06
 Ben Fenton '04
 Craig Schubert '00
 Steve Ahrens '96
 Jim Mannino '93
 Jim Glasheen '90
 Peter Adamson '85
 Mike Rosendorf '80
 Mike Ostrander '79
 Neil Kahn '79
 Mike Recher '76
 Asher Carey '71
 Ric Vosburgh '70
 Fred Vosburgh '69
 Mark Colvin '68
 Robert Auld '66
 Ned Covington '65
 Frank Ingle '64

- 24 -

Frank Marinello '22
 Henry Meyer '13
 Max Wygod '10
 Bret Thompson '06
 Scott Bross '01
 Alex Whitten '97
 Dave Kovner '92
 Scott Johnston '86
 Cyril Caurthens '80
 Mike Kerns '80
 Steve Majike '77
 Mike Ayre '76
 Bill Hale '73
 Bill Gaffey '70
 Robert Fox '66
 Robert Smyth '62

- 25 -

Matt Chmil '21
 Garrett Van de Ven '17
 Josh Offit '13
 Zack Greer '08
 Devan Wray '03
 Scott Diggs '99
 Mike Clayton '94
 John Telling '91
 Mark Altemus '84
 Scott Lurie '82
 Rod Finlayson '76
 Glenn Veit '75
 Johnson '72
 William Pugh '71
 Byron Starns '66
 Michael Swomley '65
 Huck Givens '59

- 26 -

Brian Smyth '20
 Joe Krzy '16
 Robert Rotanz '12
 Ben Koesterer '08
 John Nejman '05
 Stuart Schwartz '01
 Greg Ehrnman '97

James Book '92
 Mark Spolyar '91
 Lewis Brewster '86
 Arthur Henderson '82
 Ward Smith '75
 Peacock '72
 Steven Sachs '69
 Karl Schettler '59
 William Suiter Jr. '58
 Hoey '48

- 27 -

Brad Smith '19
 Justin George '15
 Michael Young '08
 Lee Skandalaris '04
 TJ Durnan '00
 Steve Finnell '95
 Mark Roberts '86
 Carville Collins '83
 John Kern '79
 Jim Hull '76
 Bob Pinnella '73
 Steve Lonergan '72
 John Foreman '68
 Bert Park '66

- 28 -

Ryan Hastings '20
 Jimmy O'Neal '13
 Dan Oppedisano '07
 Bryan McAleer '04
 Jared Froot '00
 Matt Ogelsby '95
 Scott Sisk '90
 Mike Cavey '79
 Russ Albanese '79
 Don Hull '74
 Malcolm Travelstead '68
 John Feick '66
 Anthony Atwill '65
 George Moore '64
 Tilghman '48

- 29 -

Turner Pappgren '20
 Morgan Kirby '15
 Michael Catalino '10
 Andrew Davidson '03
 Chris Amen '99
 Chris Wysznski '96
 Mike Koldan '91
 Ted McCullough '81
 John Haldeman '77
 Mike Grube '76
 Jeff Davidson '71
 Gerald Chelius '65
 W. J. Halstead '59
 Don Baker '53
 Donald Hunt '52

- 30 -

Garrett Smith '22
 Matthew Giampetroni '18
 Joe Watt '01
 Joe Donovan '97
 Carter Hertzberg '93
 Roger Boone '90

Chad Ritchie '83
 David Hill '79
 Harris Turner '76
 Martin Smith '72
 Hayes Clement '58
 John Dickerson '53
 Robert Bickel '52
 John Knabe '49

- 31 -

Tommy Schelling '23
 Joey Manown '20
 Jordan Wolf '14
 Bo Carrington '08
 AJ Kinzel '03
 Patrick Doyle '97
 Matt Breuer '93
 Greg Schraff '88
 Vince Kalaher '84
 Robert Price '81
 Bill Bennett '78
 Fred Craig '76
 James Kirk '72
 Jacque Passino '70
 Ray Finn '49
 Robert Hermance '48

- 32 -

Andrew Bonafede '22
 Tripp Transou '17
 Greg DeLuca '13
 Terrence Molinari '11
 Sam Payton '10
 Ben Brenneman '05
 Stephen Card '00
 Ross Thomson '96
 Dan Strauch '90
 Mark Gillin '86
 William Hutchison '82
 Joe Megale '81
 Mike Mabry '76
 Frank Lewis '72
 Kevin Cunningham '60
 Wilson Davis Jr. '57
 Rocky Nawrocki '53

- 33 -

Michael Hutchings '10
 George Buckley '05
 Matt Monfett '05
 Jamie Kennedy '02
 Tyler Hardy '97
 Keith Melchionni '91
 Brendan Linehan '89
 Chip Miller '86
 Malcolm MacDougall '80
 Ches Goodall '78
 Bentley Boger '77
 Mark Mittelstadt '73
 Doug Barley '72
 Bill Murphy '70
 Carl Wilkinson '71
 Bill Tucker '64
 Derek Mackesy '60
 Jim Frey '59

- 34 -

Reed Shaffer '19
 Pat Resch '15

Kevin Mayer '09
 Paul Jepsen '04
 Tim Knowles '99
 Chris Affolter '94
 David Ludington '85
 Chris North '74
 Pete Thurston '71
 Jeff Board '70
 Philip Snead '68
 Robert Anderson '56
 Santamaria '51
 John Steel '49

- 35 -

Braden Burke '22
 Thomas Palisi '18
 Jack Rowe '15
 Parker McKee '10
 Eric Southard '03
 David Stilley '97
 Eugene Glavin '92
 James Leshner '80
 Tom Davin '79
 Val Curran '74
 Bob Parrish '70
 Charles Clark '69
 Bruce Miller '57
 Andrew Wagner '49

- 36 -

Bobby Wade '22
 Adam Langley '08
 Drew Stroud '02
 David Bolno '00
 Sean Callahan '99
 Mark Whipple '96
 Michael Becker '92
 Dana Donovan '79
 Pat Casey '74
 Gary Townsend '72
 Philip Hardee '68
 Richard Watson '65
 Dave Paulsen '59
 David Tierney '57
 Ron Wilson '53
 Dick Gochnauer '49

- 37 -

Joe Hardison '22
 Calder Alfano '17
 Michael Manley '12
 Casey Carroll '07
 Michael Ferrari '02
 Jay Tobin '00
 Sam Cady '94
 Brad Kronauer '86
 Dave Alkire '85
 Jack Englert '81
 John Welty '80
 Fred Kretzchmar '77
 Rob Rice '73
 Dorman '72
 James Watson '69
 Edward Ligon '65
 William Zipse '64
 Joe Wuchina '59
 James Matthews '58
 Scott Wheaton '49

- 38 -

James Sullivan '21
 Josh White '20
 Breck Archer '07
 Will MacDonald '03
 Brendan Keaneey '99
 Chris Manning '95
 Joe Siletto '91
 Peter Gustafson '79
 Beau Hurlburt '79
 Jack Sutton '78
 Mark Sammis '74
 Calvert Jones '73
 Jim Bradley '70
 Ken Edwards '68
 Byron Starns '66
 S.M. Prevost '59
 Marvin Botnick '56
 Jack Baylin '53
 Bill Strott '49

- 39 -

Jon Coffey '21
 John Bowler '20
 Ian Yanulis '17
 Mike Rock '12
 John Wendling '04
 Dan Umbel '99
 Jim Dumser '95
 Rob Yowell '88
 Craig Werner '82
 Kevin Trapani '79
 Raubach '72
 John Shiner '70
 Craig Schopmeyer '70
 Stan Patch '66
 David Kerman '65
 Richard Grimm '59
 Howard Walderman '57

- 40 -

Matt Danowski '08
 Kevin Brennan '03
 Travis Whitten '99
 Tim Curran '92
 Andy Holmes '91
 Jeff Fitts '90
 John Harkin '86
 Mike McNulty '85
 Paul Harkin '80
 David Dabney '79
 Ben Waldman '76
 Kutcher '72
 Jon Brodsky '71
 John Collins '69
 Mike Corcoran '68
 Robert Phelan '66
 G.W. Snyder '65
 Charles Hauser '53
 Tom Darkis '52
 Pete Moriarity '49

- 41 -

Phil Robertson '21
 Teddy Transou '19
 Greg Rhodes '16
 Ryan McFadyen '09
 Chris Kakei '00

Joe Proud '94
 David Keefe '88
 T.R. Levin '84
 Leigh Hopkins '78
 Bill Worrell '74
 Joel Goodman '72
 Wes Chesson '70
 Arthur Gelston '68
 Jeffrey Elliott '66
 Stephen Kulvin '59
 Jim Wilkerson '53
 Johnson '52
 David Tubbs '49

- 42 -

Reilly Walsh '20
 Glenn Nick '06
 Chris Hartofilis '01
 Bob Carpenter '96
 Curt Cimei '86
 Don Van Dyke '78
 Chris Allwarden '75
 Tom Brodsky '73
 Samuel Grant '71
 Steve Pointer '70
 John Rastall '69
 James Hutson '68
 P.C. Ledes '53
 Bob Taylor '52
 Howard Mulling '49

- 43 -

Cody Brinkman '19
 Stephen Coyle '12
 William Wolcott '06
 Terrence Keaneey '02
 Stewart Darrell '97
 Derek Thomson '93
 Bill Yoh '93
 Noel Patterson '87
 James Zelter '84
 Richard Stark '52
 Paul Miller '49

- 44 -

Walker Scaglione '20
 Ethan Powley '17
 Spencer Peterson '13
 Tony McDevitt '08
 Taylor Wray '03
 Palin Archer '99
 Mark Allen '95
 Curt Brockelman '91
 Jim Cabrera '87
 Doug McCracken '86
 Jeff Margolis '77
 Bill Overend '74
 Steve VanWickler '71
 John Phillips Jr. '57
 Tom Derkis '53
 James Whitescarver '52
 Gene Corrigan '51
 Bob White '49

- 45 -

Gavin Lindsay '22
 Dan O'Connell '21
 David McCann '19

Jonathan Livadas '10
 Matt Anderson '10
 Reade Seligmann '08
 Dan Hauber '02
 Craig Seyffer '98
 Eric Cobb '94
 Jon Whitton '92
 John Tinnell '87
 Andrew Beath '66
 F.L. Henderson '65
 Frank Tuckwiller '61
 Wade Byrd '59

- 46 -

Chandler Katz '22
 Dan Theodoridis '10
 Kevin Coleman '06
 Jon Enberg '02
 Bill Ioli '76
 Wayne Thorne '72
 Tom Winterbottom '70
 Gary Horovitz '68
 Marc Caldwell '66
 Vin Sgrosso '56
 James Whitescarver '51
 John Heller '49

- 47 -

Greg Shea '18
 Randall Drain '05
 Patrick O'Neill '03
 Paul Womble '99
 Jason Goger '95
 Mike Murphy '91
 Bruce Thomas '76
 Ernie Clark '73
 Bob Douglas '71
 Mike Bigsby '68

- 48 -

Kevin Hendrick '22
 Teddy Henderson '17
 Rob Wellington '08
 Michael Kovach '04
 Peter Gailliot '02
 John Hemenway '85
 Prescott Little '65
 Bob Herman '49

- 49 -

Kevin McDonough '18
 Jay Jennison '09
 Jack Hill '04
 Tom McTighe '83
 John Pittenger '68
 Charles Newmann '65
 Bert Nuttle '49

- 50 -

Reid Maxmin '16
 Will McKee '10
 Robert Clift '68
 Bob Millhauser '59
 Thomas Shepherd '59
 Moore '51

Al Smith '49

- 51 -

Steve Skinner '77
 Grant McGuire '77
 Boyd Miller '53
 Otto Dieffenbach '52
 Robert Raisch '49

- 52 -

Steve Haughton '75
 Newt Hasson '71
 Lance Elliott '68
 Mike Harrington '53
 Howard Heiss '49

- 53 -

Steve Hoffman '77
 Boozer '57
 Dick Bollinger '53
 Clemson '51
 Lee Hoshall '49

- 54 -

Christopher Shannon '11
 Scott Walters '71
 Phil Wetzler '59
 John Black '53
 Don Bafford Sr. '52

- 55 -

Blake Leischow '21
 Bill Conners '13
 Bill Gerrish '05
 Nathan Lane '66

- 56 -

Don Moore '68
 Russell Phillips '68
 Fred Eisenbrandt '51

- 57 -

David Siegel '68
 Frank Hanna '65
 Don Stegner '55
 Gross '52

- 58 -

Peter Stetler '66
 Winford Bishop '61
 Don Clausen '51

- 59 -

William Murphy '69
 Gus Anderson '68
 David Valle '65
 Pete Berlinghof '53

- 60 -

John Goody '65
 T. E. Aldridge '59
 Merrill Sout Jr. '58
 Graves '51

- 62 -

Douglas Padgett '59

- 63 -

Dennis Cassidy '70
 David Levine '65
 Bill Howard '53
 Brook Cottman '52
 Tamillo '51

- 64 -

Henry Pierson '65
 Larry Miralia '59
 Harrison '57
 Don Rutter '53

- 65 -

Joe Stein '21
 Michael Mattingly '59
 Frederick Hearn '57
 Robert Hanson '51

- 66 -

Peter Conley '18
 Lewis Hubener '65
 John McNeary '59
 Louis Clarke '57
 Tornquist '51

- 67 -

Arthur Tremaine '70
 Richard Arnold '65
 Rix Dieffenbach '59
 Pete de Cordova '53

- 68 -

Stewart Fleming '65

- 69 -

David Poleski '68
 John Mersereau '66
 Jabez Loane '53

- 70 -

Ronald Wilson '65

- 71 -

Marion Williams '66
 Charles Irwin '59
 Sam Miller '53
 Rod Boyce '51

- 72 -

Robert Booth '66
 Charles Hartwig '62
 Phil Wetzler '59

- 74 -

Jack Rice '59
 Alfred Masius Jr. '57
 Dick Saunders '53
 Stephenson '52

- 75 -

Wade Byrd '59.....

- 91 -

- 76 -

Ken Hackert '66
 Ross Rippel '59
 Bruce Miller '57

Griffin Catlett '22
 Jack Fowler '19
 Rowland Pettit '16
 Luke Duprey '14

- 77 -

Peter Welch '19
 Henry Lobb '14
 Nick O'Hara '08
 Bob Millhauser '59
 Al Lynch '53
 Jack Roberts '57

Henry Derr '68

- 94 -

- 95 -

Penn Croom '69

- 98 -

Jamie Zusi '23

- 78 -

G.V. Boro '59

- 79 -

L.C. Greene '59
 Bernard Smith Jr. '58
 Don Scott '53

- 80 -

Herbert Lodder '53
 Jex '52

- 81 -

Russell Tice '81
 Don Goodkin '68
 Arthur Pierce '52

- 83 -

William Snyder '70
 Wayne Guckenberger '66
 Charles Gerhardt '53
 Earnest Barry '52

- 84 -

Jacque Passino '70
 Ken Bombard '69
 Rusty Hanna '68
 Eldridge Hanes '66
 Bennett Goodspeed '59

- 85 -

Daniel Peacock '52

- 86 -

Mike Parrott '68
 Nolan Rogers '52

- 88 -

Brian Dunne '17
 Holt Anderson '68
 Everett Anderson '55

- 33 -

1997	Tyler Hardy
2023	Tyler Carpenter

- 34 -

1968	Phil Snead
1970	Jeff Board
1994	Chris Affolter
1999	Tim Knowles
2004	Paul Jepsen

- 35 -

1969	Chuck Clark
1973-74	Val Curran
1979	Tom Davin
1996-97	David Stillely
2010	Parker McKee
2015	Jack Rowe

- 37 -

1958	Jim Matthews
1972	Rob Rice
2002	Michael Ferrari
2012	Michael Manley

- 38 -

1973-74	Mark Sammis
1979	Pete Gustafson

- 40 -

1971	Jon Brodsky
1990	Jeff Fitts
2003	Kevin Brennan
2007-08	Matt Danowski

- 41 -

1993	Joe Proud
2016	Greg Rhodes

- 43 -

1993	Derek Thomson
------	---------------

- 44 -

1991	Curt Brockelman
1995	Mark Allen
2003	Taylor Wray
2017	Ethan Powley

- 46 -

2002	Jon Enberg
------	------------

- 47 -

1991	Mike Murphy
------	-------------

- 51 -

2023	Dyson Williams
------	----------------

- 52 -

1971	Newt Hasson
------	-------------

- 53 -

1954	Richard Bollinger
------	-------------------

- 55 -

2005	Bill Gerrish
2013	Bill Conners

- 63 -

1970	Dennis Cassidy
------	----------------

- 64 -

1953	Don Rutter
------	------------

- 76 -

1959	Robert Rippel, Jr.
------	--------------------

- 83 -

1967	Wayne Guckenberger
------	--------------------

- 84 -

1967	Eldridge Hanes
------	----------------

- 86 -

1953	Nolan Rogers
------	--------------

- 91 -

2014	Luke Duprey
2016	Rowland Pettit

* Denotes Assistant Captains

ALL-TIME HISTORY


Year	Record	Pct.	Head Coach	Notes
1938	2-5	.286	Dick Lewis	
1939	7-1	.875	Dick Lewis	Dixie League Champions
1940	1-4	.200	Jack Persons	
1941	5-3	.625	Jack Persons	
1942			No Team	
1943	0-3	.000	Jack Persons	
1944	1-1	.500	Jack Persons	
1946	2-3	.400	Jack Persons	Southern Conference Champions
1947	3-6	.333	Jack Persons	
1948	6-3	.667	Jack Persons	
1949	4-5	.444	Jack Persons	
1950	5-4	.555	Jack Persons	
1951	6-1	.857	Jack Persons	
1952	7-3	.700	Jack Persons	
1953	5-4	.555	Jack Persons	
1954	7-1-1	.875	Jack Persons	ACC Champions
1955	3-6	.333	Jack Persons	
1956	0-8	.000	Jack Persons	
1957	2-7	.222	Jack Persons	
1958	1-7	.125	Jack Persons	
1959	1-5	.167	Jack Persons	
1960	1-7	.125	Jack Persons	
1961	2-4	.333	Jack Persons	
1962	2-6	.250	Jack Persons	
1963	0-6	.000	Jack Persons	
1964	0-4	.000	Jack Persons	
1965	1-7	.125	Jack Persons	
1966	4-5	.444	Jack Persons	
1967	7-4	.636	Bruce Corrie/Roy Skinner	
1968	4-7	.364	Bruce Corrie/Roy Skinner	
1969	6-5	.545	Bruce Corrie/Roy Skinner	
1970	2-9	.182	Bruce Corrie/Roy Skinner	
1971	7-7	.500	Bruce Corrie	
1972	8-6	.571	Bruce Corrie	
1973	7-8	.467	Bruce Corrie	
1974	8-6	.571	Bruce Corrie	
1975	3-10	.231	Bruce Corrie	
1976	5-7	.417	John Espey	
1977	7-6	.538	John Espey	
1978	9-6	.600	John Espey	
1979	7-8	.467	John Espey	
1980	4-9	.308	John Espey	
1981	3-9	.250	John Espey	
1982	6-7	.462	Tony Cullen	
1983	7-7	.500	Tony Cullen	
1984	5-9	.357	Tony Cullen	
1985	8-7	.533	Tony Cullen	

Year	Record	Pct.	Head Coach	Notes
1986	11-4	.733	Tony Cullen	
1987	11-3	.786	Tony Cullen	
1988	8-4	.667	Tony Cullen	
1989	9-6	.600	Tony Cullen	
1990	6-7	.462	Tony Cullen	
1991	7-5	.583	Mike Pressler	
1992	7-7	.500	Mike Pressler	NCAA First Round
1993	9-5	.643	Mike Pressler	
1994	10-6	.625	Mike Pressler	NCAA Quarterfinals
1995	12-4	.750	Mike Pressler	ACC Champions NCAA First Round
1996	6-6	.500	Mike Pressler	
1997	12-4	.750	Mike Pressler	NCAA Semifinals
1998	11-4	.733	Mike Pressler	NCAA Quarterfinals
1999	13-3	.823	Mike Pressler	NCAA First Round
2000	11-5	.688	Mike Pressler	NCAA Quarterfinals
2001	11-6	.647	Mike Pressler	ACC Champions NCAA First Round
2002	8-7	.533	Mike Pressler	ACC Champions NCAA Quarterfinals
2003	8-7	.533	Mike Pressler	
2004	5-8	.385	Mike Pressler	
2005	17-3	.850	Mike Pressler	NCAA Finals
2006	6-2	.750	Mike Pressler	
2007	17-3	.850	John Danowski	ACC Champions NCAA Finals
2008	18-2	.900	John Danowski	ACC Champions NCAA Semifinals
2009	15-4	.789	John Danowski	ACC Champions NCAA Semifinals
2010	16-4	.800	John Danowski	NCAA Champions
2011	14-6	.700	John Danowski	ACC Regular Season Champions NCAA Semifinals
2012	15-5	.750	John Danowski	ACC Champions NCAA Semifinals
2013	16-5	.762	John Danowski	NCAA Champions
2014	17-3	.850	John Danowski	NCAA Champions
2015	12-6	.667	John Danowski	NCAA First Round
2016	11-8	.579	John Danowski	NCAA First Round
2017	13-5	.722	John Danowski	NCAA Quarterfinal
2018	16-4	.800	John Danowski	NCAA Runner-Up
2019	13-5	.722	John Danowski	NCAA Semifinalist
2020	6-2	.750	John Danowski	Season canceled due to COVID-19
2021	14-3	.824	John Danowski	NCAA Semifinalist
2022	11-6	.647	John Danowski	
2023	16-3	.842	John Danowski	NCAA Runner-Up


COACHING HISTORY



Jack Persons
1940-66
69-113-1 Record



Bruce Corrie
1967-75
52-62 Record



Roy Skinner
1967-70
19-25 Record



John Espey
1976-82
35-45 Record



Tony Cullen
1982-1990
71-54 Record



Mike Pressler
1991-2006
153-82 Record



John Danowski
2007-present
240-74 Record

ACC MEN'S LACROSSE REGULAR SEASON HISTORY

REGULAR SEASON CHAMPIONS - 1954, 1999, 2001, 2005, 2007, 2008, 2009, 2011, 2012, 2013, 2014, 2021, 2023
 TOURNAMENT CHAMPIONS (DISCONTINUED STARTING IN 2021) - 1995, 2001, 2002, 2007, 2008, 2009, 2012

1954	CONFERENCE				OVERALL			
	TEAM	W	L	T	Pct.	W	L	T
Duke	2	0	0	1.000	7	1	1	.833
Maryland	1	1	0	.500	9	3	0	.750
Virginia	1	1	0	.500	6	4	1	.591
North Carolina	0	2	0	.000	0	6	0	.000

1955	CONFERENCE				OVERALL			
	TEAM	W	L	T	Pct.	W	L	T
Maryland	2	0	0	1.000	11	0	0	1.000
Duke	1	1	0	.500	3	6	0	.333
Virginia	0	2	0	.000	4	5	0	.444

1956	CONFERENCE				OVERALL			
	TEAM	W	L	T	Pct.	W	L	T
Maryland	2	0	0	1.000	10	0	0	1.000
Virginia	1	1	0	.500	6	4	0	.600
Duke	0	2	0	.000	0	8	0	.000

1957	CONFERENCE				OVERALL			
	TEAM	W	L	T	Pct.	W	L	T
Maryland	2	0	0	1.000	9	1	0	.900
Virginia	1	1	0	.500	4	6	0	.400
Duke	0	2	0	.000	2	7	0	.222

1958	CONFERENCE				OVERALL			
	TEAM	W	L	T	Pct.	W	L	T
Maryland	2	0	0	1.000	8	1	0	.889
Virginia	1	1	0	.500	4	5	0	.444
Duke	0	2	0	.000	1	7	0	.125

1959	CONFERENCE				OVERALL			
	TEAM	W	L	T	Pct.	W	L	T
Maryland	2	0	0	1.000	10	1	0	.909
Virginia	1	1	0	.500	4	6	0	.400
Duke	0	2	0	.000	2	5	0	.286

1960	CONFERENCE				OVERALL			
	TEAM	W	L	T	Pct.	W	L	T
Maryland	2	0	0	1.000	7	3	0	.700
Virginia	1	1	0	.500	4	5	0	.444
Duke	0	2	0	.000	2	7	0	.222

1961	CONFERENCE				OVERALL			
	TEAM	W	L	T	Pct.	W	L	T
Maryland	2	0	0	1.000	6	2	0	.750
Virginia	1	1	0	.500	8	4	0	.667
Duke	0	2	0	.000	2	4	0	.333

1962	CONFERENCE				OVERALL			
	TEAM	W	L	T	Pct.	W	L	T
Virginia	2	0	0	1.000	8	4	0	.667
Maryland	1	1	0	.500	7	3	0	.700
Duke	0	2	0	.000	2	6	0	.250

1963	CONFERENCE				OVERALL			
	TEAM	W	L	T	Pct.	W	L	T
Maryland	2	0	0	1.000	10	2	0	.833
Virginia	1	1	0	.500	6	5	0	.545
Duke	0	2	0	.000	0	6	0	.000

1964	CONFERENCE				OVERALL			
	TEAM	W	L	T	Pct.	W	L	T
Virginia	3	0	0	1.000	7	5	0	.583
Maryland	2	1	0	.667	10	3	0	.769
North Carolina	1	2	0	.333	1	5	0	.167
Duke	0	3	0	.000	0	5	0	.000

1965	CONFERENCE				OVERALL			
	TEAM	W	L	T	Pct.	W	L	T
Maryland	3	0	0	1.000	11	2	0	.846
Virginia	1	1	0	.500	5	6	0	.455
North Carolina	1	2	0	.333	5	2	0	.714
Duke	0	2	0	.000	1	7	0	.125

1966	CONFERENCE				OVERALL			
	TEAM	W	L	T	Pct.	W	L	T
Maryland	3	0	0	1.000	9	1	0	.900
Virginia	1	1	0	.500	2	9	0	.182
North Carolina	0	2	0	.000	3	6	0	.333
Duke	0	1	0	.000	4	5	0	.444

1967	CONFERENCE				OVERALL			
	TEAM	W	L	T	Pct.	W	L	T
Maryland	2	0	0	1.000	8	1	0	.889
Duke	1	0	0	1.000	7	4	0	.636
Virginia	1	1	0	.500	7	5	0	.583
North Carolina	0	3	0	.000	0	7	1	.062

1968	CONFERENCE				OVERALL			
	TEAM	W	L	T	Pct.	W	L	T
Maryland	2	0	0	1.000	8	1	1	.850
Virginia	1	1	0	.500	7	6	0	.538
North Carolina	1	2	0	.333	7	4	0	.636
Duke	0	1	0	.000	4	7	0	.636

1969	CONFERENCE				OVERALL			
	TEAM	W	L	T	Pct.	W	L	T
Virginia	3	0	0	1.000	7	3	0	.700
Maryland	1	1	0	.500	7	4	0	.636
North Carolina	1	2	0	.333	5	4	0	.556
Duke	0	2	0	.000	6	5	0	.545

1970	CONFERENCE				OVERALL			
	TEAM	W	L	T	Pct.	W	L	T
Virginia	2	0	0	1.000	8	2	0	.800
Maryland	2	1	0	.667	6	4	0	.600
North Carolina	1	2	0	.333	9	2	0	.818
Duke	0	2	0	.000	2	9	0	.182

1971		CONFERENCE				OVERALL			
TEAM	W	L	T	Pct.	W	L	T	Pct.	
Virginia	2	0	0	1.000	10	2	0	.833	
Maryland	1	1	0	.500	9	4	0	.692	
North Carolina	1	2	0	.333	6	5	0	.545	
Duke	0	1	0	.000	7	7	0	.500	

1972		CONFERENCE				OVERALL			
TEAM	W	L	T	Pct.	W	L	T	Pct.	
Maryland	2	0	0	1.000	8	2	0	.800	
Virginia	2	1	0	.667	11	4	0	.733	
North Carolina	1	2	0	.333	7	5	0	.583	
Duke	0	2	0	.000	8	6	0	.571	

1973		CONFERENCE				OVERALL			
TEAM	W	L	T	Pct.	W	L	T	Pct.	
Maryland	3	0	0	1.000	10	0	0	1.000	
Virginia	2	1	0	.667	10	4	0	.714	
North Carolina	2	2	0	.500	12	5	0	.706	
Duke	1	3	0	.250	7	8	0	.467	
NC State	0	2	0	.000	3	8	0	.273	

1974		CONFERENCE				OVERALL			
TEAM	W	L	T	Pct.	W	L	T	Pct.	
Maryland	3	0	0	1.000	8	2	0	.800	
Virginia	2	1	0	.667	5	4	0	.556	
North Carolina	2	2	0	.500	6	5	0	.545	
Duke	1	3	0	.250	8	6	0	.571	
NC State	0	2	0	.000	1	10	0	.090	

1975		CONFERENCE				OVERALL			
TEAM	W	L	T	Pct.	W	L	T	Pct.	
Virginia	3	0	0	1.000	7	4	0	.636	
North Carolina	2	2	0	.500	8	6	0	.571	
Maryland	1	1	0	.500	8	2	0	.800	
Duke	1	2	0	.333	3	10	0	.231	
NC State	0	2	0	.000	3	7	0	.300	

1976		CONFERENCE				OVERALL			
TEAM	W	L	T	Pct.	W	L	T	Pct.	
Maryland	2	0	0	1.000	10	1	0	.909	
North Carolina	3	1	0	.750	9	3	0	.750	
Virginia	1	2	0	.333	5	5	0	.500	
Duke	1	2	0	.333	5	7	0	.417	
NC State	0	2	0	.000	5	8	0	.385	

1977		CONFERENCE				OVERALL			
TEAM	W	L	T	Pct.	W	L	T	Pct.	
Maryland	3	0	0	1.000	8	2	0	.800	
Virginia	1	1	0	.500	7	5	0	.583	
NC State	1	1	0	.500	7	4	0	.636	
North Carolina	2	2	0	.500	8	4	0	.667	
Duke	0	3	0	.000	7	6	0	.539	

1978		CONFERENCE				OVERALL			
TEAM	W	L	T	Pct.	W	L	T	Pct.	
Maryland	4	0	0	1.000	9	2	0	.818	
NC State	3	1	0	.750	7	4	0	.636	
Virginia	2	2	0	.500	6	5	0	.545	
North Carolina	1	3	0	.250	6	6	0	.500	
Duke	0	4	0	.000	9	6	0	.600	

1979		CONFERENCE				OVERALL			
TEAM	W	L	T	Pct.	W	L	T	Pct.	
Maryland	4	0	0	1.000	9	2	0	.818	
Virginia	3	1	0	.750	9	4	0	.692	
NC State	2	2	0	.500	8	4	0	.667	
North Carolina	1	3	0	.250	4	3	0	.571	
Duke	0	4	0	.000	7	8	0	.467	

1980		CONFERENCE				OVERALL			
TEAM	W	L	T	Pct.	W	L	T	Pct.	
Maryland	3	1	0	.750	5	5	0	.500	
Virginia	3	1	0	.750	12	2	0	.857	
North Carolina	2	2	0	.500	8	4	0	.667	
NC State	2	2	0	.500	6	5	0	.545	
Duke	0	4	0	.000	4	9	0	.308	

1981		CONFERENCE				OVERALL			
TEAM	W	L	T	Pct.	W	L	T	Pct.	
North Carolina	4	0	0	1.000	12	0	0	1.000	
Virginia	3	1	0	.750	9	4	0	.692	
Maryland	2	2	0	.500	9	5	0	.643	
NC State	1	3	0	.250	7	4	0	.636	
Duke	0	4	0	.000	3	9	0	.250	

1982		CONFERENCE				OVERALL			
TEAM	W	L	T	Pct.	W	L	T	Pct.	
North Carolina	4	0	0	1.000	14	0	0	1.000	
Virginia	3	1	0	.750	10	3	0	.769	
Maryland	2	2	0	.500	8	5	0	.615	
NC State	1	3	0	.250	5	6	0	.455	
Duke	0	4	0	.000	6	7	0	.462	

1983		CONFERENCE				OVERALL			
TEAM	W	L	T	Pct.	W	L	T	Pct.	
Virginia	3	0	0	1.000	10	2	0	.833	
Maryland	2	1	0	.667	9	5	0	.643	
North Carolina	1	2	0	.333	9	4	0	.692	
Duke	0	3	0	.000	7	7	0	.500	

1984		CONFERENCE				OVERALL			
TEAM	W	L	T	Pct.	W	L	T	Pct.	
Virginia	3	0	0	1.000	10	3	0	.769	
North Carolina	2	1	0	.667	9	4	0	.692	
Maryland	1	2	0	.333	7	4	0	.636	
Duke	0	3	0	.000	5	9	0	.357	

1985		CONFERENCE				OVERALL			
TEAM	W	L	T	Pct.	W	L	T	Pct.	
Maryland	2	1	0	.667	7	5	0	.583	
North Carolina	2	1	0	.667	10	3	0	.769	
Virginia	2	1	0	.667	11	3	0	.786	
Duke	0	3	0	.000	8	7	0	.533	

1986		CONFERENCE				OVERALL			
TEAM	W	L	T	Pct.	W	L	T	Pct.	
Virginia	3	0	0	1.000	12	3	0	.800	
Maryland	2	1	0	.667	10	3	0	.769	
North Carolina	1	2	0	.333	11	3	0	.786	
Duke	0	3	0	.000	11	4	0	.733	

1987		CONFERENCE				OVERALL			
TEAM	W	L	T	Pct.	W	L	T	Pct.	
Maryland	3	0	0	1.000	12	1	0	.923	
Duke	2	1	0	.667	11	3	0	.786	
North Carolina	1	2	0	.333	9	4	0	.692	
Virginia	0	3	0	.000	6	7	0	.461	

1988		CONFERENCE				OVERALL			
TEAM	W	L	T	Pct.	W	L	T	Pct.	
North Carolina	3	0	0	1.000	9	3	0	.750	
Virginia	2	1	0	.667	9	5	0	.643	
Maryland	1	2	0	.333	6	4	0	.600	
Duke	0	3	0	.000	8	4	0	.667	

1989		CONFERENCE				OVERALL			
TEAM	W	L	T	Pct.	W	L	T	Pct.	
Maryland	3	0	0	1.000	10	4	0	.714	
North Carolina	2	1	0	.667	13	5	0	.722	
Virginia	1	2	0	.333	7	5	0	.583	
Duke	0	3	0	.000	9	6	0	.600	

1990		CONFERENCE				OVERALL			
TEAM	W	L	T	Pct.	W	L	T	Pct.	
Virginia	3	0	0	1.000	9	5	0	.643	
North Carolina	2	1	0	.667	12	4	0	.750	
Maryland	1	2	0	.333	7	5	0	.583	
Duke	0	3	0	.000	6	7	0	.461	

1991		CONFERENCE				OVERALL			
TEAM	W	L	T	Pct.	W	L	T	Pct.	
North Carolina	3	0	0	1.000	16	0	0	1.000	
Virginia	2	1	0	.667	10	4	0	.714	
Maryland	1	2	0	.333	10	5	0	.667	
Duke	0	3	0	.000	7	5	0	.583	

1992		CONFERENCE				OVERALL			
TEAM	W	L	T	Pct.	W	L	T	Pct.	
North Carolina	3	0	0	1.000	12	3	0	.800	
Maryland	2	1	0	.667	9	5	0	.643	
Duke	1	2	0	.333	7	7	0	.500	
Virginia	0	3	0	.000	7	5	0	.583	

1993		CONFERENCE				OVERALL			
TEAM	W	L	T	Pct.	W	L	T	Pct.	
Virginia	3	0	0	1.000	10	5	0	.667	
North Carolina	2	1	0	.667	14	2	0	.875	
Duke	1	2	0	.333	9	5	0	.643	
Maryland	0	3	0	.000	6	6	0	.500	

1994		CONFERENCE				OVERALL			
TEAM	W	L	T	Pct.	W	L	T	Pct.	
Virginia	2	1	0	.667	13	4	0	.765	
North Carolina	2	1	0	.667	10	5	0	.667	
Maryland	1	2	0	.333	7	6	0	.538	
Duke	1	2	0	.333	10	6	0	.625	

1995		CONFERENCE				OVERALL			
TEAM	W	L	T	Pct.	W	L	T	Pct.	
Virginia	3	0	0	1.000	12	3	0	.800	
Maryland	2	1	0	.667	12	4	0	.750	
North Carolina	1	2	0	.333	9	7	0	.563	
Duke	0	3	0	.000	12	4	0	.750	

1996		CONFERENCE				OVERALL			
TEAM	W	L	T	Pct.	W	L	T	Pct.	
North Carolina	2	1	0	.667	12	5	0	.706	
Maryland	2	1	0	.667	10	3	0	.769	
Virginia	1	2	0	.333	12	4	0	.750	
Duke	1	2	0	.333	6	6	0	.500	

1997		CONFERENCE				OVERALL			
TEAM	W	L	T	Pct.	W	L	T	Pct.	
Virginia	3	0	0	1.000	11	3	0	.786	
Duke	2	1	0	.667	12	4	0	.750	
Maryland	1	2	0	.333	11	5	0	.688	
North Carolina	0	3	0	.000	6	7	0	.462	

1998		CONFERENCE				OVERALL			
TEAM	W	L	T	Pct.	W	L	T	Pct.	
Maryland	3	0	0	1.000	14	3	0	.824	
Virginia	2	1	0	.667	8	5	0	.615	
Duke	1	2	0	.333	11	4	0	.733	
North Carolina	0	3	0	.000	7	8	0	.467	

1999		CONFERENCE				OVERALL			
TEAM	W	L	T	Pct.	W	L	T	Pct.	
Duke	2	1	0	.667	13	3	0	.813	
Virginia	2	1	0	.667	13	3	0	.813	
Maryland	1	2	0	.333	9	5	0	.643	
North Carolina	1	2	0	.333	6	9	0	.400	

2000		CONFERENCE				OVERALL			
TEAM	W	L	T	Pct.	W	L	T	Pct.	
Virginia	3	0	0	1.000	13	2	0	.867	
Duke	2	1	0	.667	11	5	0	.688	
Maryland	1	2	0	.333	11	5	0	.688	
North Carolina	0	3	0	.000	8	6	0	.571	

2001		CONFERENCE				OVERALL			
TEAM	W	L	T	Pct.	W	L	T	Pct.	
Maryland	2	1	0	.667	13	3	0	.813	
Duke	2	1	0	.667	11	6	0	.647	
North Carolina	1	2	0	.333	6	6	0	.500	
Virginia	1	2	0	.333	7	7	0	.500	

2002		CONFERENCE				OVERALL			
TEAM	W	L	T	Pct.	W	L	T	Pct.	
Virginia	3	0	0	1.000	11	4	0	.733	
Maryland	1	2	0	.333	9	4	0	.692	
North Carolina	1	2	0	.333	8	5	0	.615	
Duke	1	2	0	.333	8	7	0	.533	

2003		CONFERENCE				OVERALL			
TEAM	W	L	T	Pct.	W	L	T	Pct.	
Maryland	2	1	0	.667	12	4	0	.750	
Virginia	2	1	0	.667	15	2	0	.882	
North Carolina	2	1	0	.667	7	6	0	.538	
Duke	0	3	0	.000	8	7	0	.533	

2004		CONFERENCE				OVERALL			
TEAM	W	L	T	Pct.	W	L	T	Pct.	
Maryland	3	0	0	1.000	13	3	0	.813	
North Carolina	2	1	0	.667	10	5	0	.667	
Virginia	1	2	0	.333	5	8	0	.385	
Duke	0	3	0	.000	5	8	0	.385	

2005		CONFERENCE				OVERALL			
TEAM	W	L	T	Pct.	W	L	T	Pct.	
Duke	3	0	0	1.000	17	3	0	.850	
Virginia	2	1	0	.667	11	4	0	.733	
Maryland	1	2	0	.667	11	6	0	.647	
North Carolina	0	3	0	.000	5	8	0	.385	

2006		CONFERENCE				OVERALL			
TEAM	W	L	T	Pct.	W	L	T	Pct.	
Virginia	2	0	0	1.000	17	0	0	1.000	
Maryland	2	1	0	.667	12	5	0	.706	
North Carolina	0	3	0	.000	4	10	0	.286	
Duke	1	1	0	.500	6	2	0	.750	

2007		CONFERENCE				OVERALL			
TEAM	W	L	T	Pct.	W	L	T	Pct.	
Duke	3	0	0	1.000	17	3	0	.850	
Virginia	2	1	0	.667	12	4	0	.750	
Maryland	1	2	0	.333	10	6	0	.625	
North Carolina	0	3	0	.000	10	6	0	.625	

2008		CONFERENCE				OVERALL			
TEAM	W	L	T	Pct.	W	L	T	Pct.	
Duke	3	0	0	1.000	18	2	0	.900	
Maryland	2	1	0	.667	10	6	0	.625	
Virginia	1	2	0	.333	14	4	0	.778	
North Carolina	0	3	0	.000	8	6	0	.571	

2009		CONFERENCE				OVERALL			
TEAM	W	L	T	Pct.	W	L	T	Pct.	
Duke	2	1	0	.667	15	4	0	.789	
Maryland	2	1	0	.667	10	7	0	.588	
Virginia	2	1	0	.667	15	3	0	.833	
North Carolina	0	3	0	.000	12	6	0	.667	

2010		CONFERENCE				OVERALL			
TEAM	W	L	T	Pct.	W	L	T	Pct.	
Duke	1	2	0	.333	16	4	0	.800	
Virginia	2	1	0	.667	16	2	0	.889	
North Carolina	2	1	0	.667	13	3	0	.812	
Maryland	1	2	0	.333	12	4	0	.750	

2011		CONFERENCE				OVERALL			
TEAM	W	L	T	Pct.	W	L	T	Pct.	
Duke	3	0	0	1.000	14	6	0	.700	
Maryland	1	2	0	.333	13	4	0	.765	
Virginia	1	2	0	.333	12	5	0	.706	
North Carolina	1	2	0	.333	10	6	0	.625	

2012		CONFERENCE				OVERALL			
TEAM	W	L	T	Pct.	W	L	T	Pct.	
Duke	2	1	0	.667	15	5	0	.750	
Virginia	2	1	0	.667	12	4	0	.750	
North Carolina	1	2	0	.333	11	6	0	.647	
Maryland	1	2	0	.333	12	6	0	.667	

2013		CONFERENCE				OVERALL			
TEAM	W	L	T	Pct.	W	L	T	Pct.	
Duke	2	1	0	.667	16	5	0	.762	
Maryland	2	1	0	.667	10	4	0	.714	
Virginia	0	3	0	.000	7	8	0	.467	
North Carolina	2	1	0	.667	13	4	0	.765	

2014		CONFERENCE				OVERALL			
TEAM	W	L	T	Pct.	W	L	T	Pct.	
Duke	4	1	0	.800	17	3	0	.850	
Maryland	4	1	0	.800	13	4	0	.765	
Syracuse	2	3	0	.400	11	5	0	.688	
Notre Dame	2	3	0	.400	12	6	0	.667	
North Carolina	2	3	0	.667	10	5	0	.667	
Virginia	1	4	0	.250	10	6	0	.625	

2015		CONFERENCE				OVERALL			
TEAM	W	L	T	Pct.	W	L	T	Pct.	
Duke	1	3	0	.333	12	6	0	.667	
Notre Dame	4	0	0	1.000	12	3	0	.800	
North Carolina	3	1	0	.750	13	4	0	.765	
Syracuse	2	2	0	.500	13	3	0	.813	
Virginia	0	4	0	.000	10	5	0	.667	

2016		CONFERENCE				OVERALL			
TEAM	W	L	T	Pct.	W	L	T	Pct.	
Duke	2	2	0	.500	11	8	0	.579	
North Carolina	3	1	0	.750	12	6	0	.667	
Notre Dame	3	1	0	.750	11	4	0	.733	
Syracuse	2	2	0	.500	12	5	0	.706	
Virginia	0	4	0	.000	7	8	0	.467	

2017		CONFERENCE				OVERALL			
TEAM	W	L	T	Pct.	W	L	T	Pct.	
Duke	3	1	0	.750	13	5	0	.722	
Syracuse	4	0	0	1.000	13	3	0	.812	
Notre Dame	2	2	0	.500	9	6	0	.600	
North Carolina	1	3	0	.333	8	8	0	.500	
Virginia	0	4	0	.000	8	7	0	.533	

2018		CONFERENCE				OVERALL			
TEAM	W	L	T	Pct.	W	L	T	Pct.	
Duke	3	1	0	.750	16	4	0	.800	
Syracuse	4	0	0	1.000	8	7	0	.533	
Notre Dame	1	3	0	.333	9	6	0	.600	
Virginia	1	3	0	.333	12	6	0	.667	
North Carolina	0	4	0	.000	7	7	0	.500	

2019		CONFERENCE				OVERALL			
TEAM	W	L	T	Pct.	W	L	T	Pct.	
Duke	2	2	0	.500	13	5	0	.722	
Virginia	3	1	0	.750	17	3	0	.850	
Syracuse	2	2	0	.500	9	5	0	.643	
Notre Dame	2	2	0	.500	9	7	0	.563	
North Carolina	1	3	0	.250	8	7	0	.533	

2021		CONFERENCE				OVERALL			
TEAM	W	L	T	Pct.	W	L	T	Pct.	
Duke	4	2	0	.667	14	3	0	.824	
North Carolina	4	2	0	.667	13	3	0	.813	
Notre Dame	3	3	0	.500	8	4	0	.667	
Virginia	2	4	0	.333	14	4	0	.778	
Syracuse	2	4	0	.333	7	6	0	.538	

2022		CONFERENCE				OVERALL			
TEAM	W	L	T	Pct.	W	L	T	Pct.	
Duke	3	3	0	.500	11	6	0	.647	
Virginia	5	1	0	.833	12	4	0	.750	
Notre Dame	5	1	0	.833	8	4	0	.667	
North Carolina	1	5	0	.167	8	6	0	.571	
Syracuse	1	5	0	.167	4	10	0	.286	

2023	CONFERENCE				OVERALL			
TEAM	W	L	T	Pct.	W	L	T	Pct.
Duke	5	1	0	.833	16	3	0	.842
Notre Dame	4	2	0	.667	14	2	0	.875
Virginia	4	2	0	.667	13	4	0	.765
Syracuse	1	5	0	.167	8	7	0	.533
North Carolina	1	5	0	.167	7	7	0	.500

1938 (2-5 ACC)

▶ H: 1-3 • A: 1-2

4/9	at North Carolina	W, 2-1
4/16	SYRCAUSE	L, 5-17
4/22	at Virginia	L, 2-4
4/23	at Washington & Lee	L, 2-8
5/7	NORTH CAROLINA	W, 9-4
5/13	VIRGINIA	L, 5-7 (2OT)
5/14	WASHINGTON & LEE	L, 2-7

1939 (7-1)

▶ DIXIE LEAGUE CHAMPIONS

▶ H: 3-0 • A: 4-1

	at Clemson	W, 17-3
	at Clemson	W, 30-0
	at North Carolina	W, 15-8
	at Virginia	W, 9-1
4/20	NORTH CAROLINA	W, 8-5
4/29	at Washington & Lee	L, 3-5
5/5	WASHINGTON & LEE	W, 5-4 (2OT)
5/6	VIRGINIA	W, 8-2

1940 (1-4)

▶ H: 0-1 • A: 1-3

	at Virginia	L, 5-6
	at Washington & Lee	L, 2-6
	at North Carolina	W, 15-8
	at Maryland	L, 2-10
	WASHINGTON & LEE	L, 5-6

1941 (5-3)

▶ H: 4-0 • A: 1-3

	VIRGINIA	W, 10-1
	WEST CHESTER	W, 9-0
	WASHINGTON & LEE	W, 7-4
	at North Carolina	L, 3-10
	at Swarthmore	L, 4-9
	at West Chester	W, 10-6
	at Maryland	L, 5-12
	NORTH CAROLINA	W, 16-6

NO VARSITY TEAM**1943 (0-3)**

▶ H: 0-0 • A: 0-3

4/15	at Navy JV	L, 9-18
4/17	at Swarthmore	L, 4-11
4/20	at Johns Hopkins	L, 12-16

1944 (1-1)

▶ H: 1-0 • A: 0-1

4/29	CAROLINA PRE-FLIGHT	W, 8-6
5/13	at North Carolina	L, 7-11

1946 (2-3)

▶ SOUTHERN CONFERENCE CHAMPIONS

▶ H: 1-0 • A: 1-3

4/27	at Maryland	W, 12-4
	at Navy	L, 3-7
	at RPI	L, 5-12
	at Army	L, 10-18
	LOYOLA	W, 22-4

1947 (3-6)

▶ H: 3-1 • A: 0-4

	MARYLAND	L, 3-11
	PENN STATE	W, 5-3
	JOHNS HOPKINS	L, 3-12
	WASHINGTON & LEE	W, 5-3
	at Yale	L, 4-5
	at Princeton	L, 5-12
	at Army	L, 6-14
	at Navy	L, 4-10
	LOYOLA	W, 7-2

1948 (6-3)

▶ H: 5-1 • A: 1-2

	VIRGINIA	W, 6-5
4/10	MARYLAND	L, 4-5
	WASHINGTON & LEE	W, 10-6
	at Yale	W, 11-5
	at Army	L, 4-11
	NAVY	W, 14-8
	DELAWARE	W, 16-4
	WILLIAM AND MARY	W, 15-1
	at Johns Hopkins	L, 3-12

1949 (4-5)

▶ H: 2-1 • A: 2-4

	WILLIAM AND MARY	W, 18-1
	WILLIAMS	W, 13-4
	at Navy	L, 7-13
	at RPI	L, 7-14
	at Princeton	L, 8-9
	at Washington & Lee	W, 17-7
	JOHNS HOPKINS	L, 4-16
	at Maryland	L, 7-19
	at Virginia	W, 8-3

1950 (5-4)

▶ H: 4-0 • A: 0-4 • N: 1-0

	WILLIAMS	W, 12-6
	DELAWARE	W, 22-5
	at Navy	L, 9-10
	WASHINGTON & LEE	W, 8-3
	vs. Washington Coll. (I)	W, 8-4
	at RPI	L, 6-8
	at Johns Hopkins	L, 5-12
	at Maryland	L, 8-10
	VIRGINIA	W, 11-8

*1 - Lexington, Va.***1951 (6-1)**

▶ H: 5-1 • A: 1-0

4/2	LEHIGH	W, 14-3
4/4	WILLIAMS	W, 14-6
4/14	WASHINGTON & LEE	W, 26-8
4/21	at Washington College	W, 6-5
4/28	NAVY	W, 17-6
5/5	JOHNS HOPKINS	W, 9-7
5/11	VIRGINIA	L, 10-11

1952 (7-3)

▶ H: 6-1 • A: 1-2

4/1	DARTMOUTH	W, 3-1
4/4	MARYLAND	L, 4-6
4/9	LEHIGH	W, 18-2
4/11	PRINCETON	W, 9-4
4/19	WASHINGTON COLL.	W, 6-3
4/26	at RPI	L, 5-6
4/28	at Williams	W, 11-6
5/6	WASHINGTON & LEE	W, 10-3
5/10	at Mount Washington	L, 7-14
5/15	NORTH CAROLINA	W, 11-7

1953 (5-4)

▶ H: 5-1 • A: 0-3

4/1	WILLIAMS	W, 9-8
4/3	CORNELL	W, 7-5
4/6	DARTMOUTH	W, 12-8
4/11	at Maryland	L, 4-12
4/18	at Virginia	L, 7-15
4/25	at Navy	L, 7-9
5/2	BALTIMORE UNIV.	L, 8-10
5/7	WASHINGTON & LEE	W, 15-3
5/11	NORTH CAROLINA	W, 12-4

1954 (7-1-1, 2-0 ACC)

▶ ACC CHAMPIONS

▶ H: 5-0 • A: 2-1-1

4/1	at Maryland Athletic Club	W, 11-7
4/5	DARTMOUTH	W, 11-9
4/8	WILLIAMS	W, 13-4
4/13	NORTH CAROLINA	W, 15-1
4/24	at Navy	L, 3-17
4/29	WASHINGTON & LEE	W, 13-3
5/1	MARYLAND	W, 12-10
5/8	at RPI	W, 11-7
5/10	at Yale	T, 8-8 (OT)

1955 (3-6, 1-1 ACC)

▶ H: 2-2 • A: 1-4

4/6	at Yale	L, 4-10
4/7	WILLIAMS	W, 11-1
4/9	RPI	L, 7-12
4/12	at Navy	L, 8-14
4/16	at Virginia	W, 11-8
4/23	at Maryland	L, 1-21
4/29	WASHINGTON & LEE	L, 4-10
5/7	WASHINGTON COLL.	W, 5-2
5/14	at Army	L, 3-18

1956 (0-8, 0-2 ACC)

▶ H: 0-4 • A: 0-4

4/4	COLGATE	L, 6-7
4/7	at RPI	L, 3-16
4/9	at Yale	L, 2-12
4/10	at Hofstra	L, 1-11
4/21	MARYLAND	L, 1-15
4/28	WASHINGTON & LEE	L, 4-7
5/5	NAVY	L, 4-23
5/12	at Virginia	L, 5-19

1957 (2-7, 0-2 ACC)**► H: 2-2 • A: 0-5**

4/1	WILLIAMS	W, 6-2
4/10	VIRGINIA	L, 2-6
4/15	COLGATE	W, 5-3
4/17	RPI	L, 3-9
4/20	at Navy	L, 0-21
4/26	WASHINGTON & LEE	L, 4-11
5/4	at Maryland	L, 1-16
5/11	at Army	L, 4-10
5/13	at Hofstra	L, 2-12

1958 (1-7, 0-2 ACC)**► H: 1-4 • A: 0-3**

4/1	RUTGERS	L, 3-12
4/4	CORNELL	L, 4-12
4/7	COLGATE	W, 6-4
4/15	at Virginia	L, 7-12
4/24	WASHINGTON & LEE	L, 4-11
5/3	MARYLAND	L, 2-19
5/10	at Army	L, 2-20
5/13	at Navy	L, 2-23

1959 (1-5, 0-2 ACC)**► H: 1-2 • A: 0-3**

4/6	BROWN	W, 6-5
4/18	VIRGINIA	L, 5-13
4/25	WASHINGTON & LEE	L, 2-12
5/2	at Army	L, 3-22
5/4	at Maryland	L, 3-23
5/12	at Navy	L, 1-16

1960 (1-7, 0-2 ACC)**► H: 1-4 • A: 0-3**

4/5	COLGATE	L, 0-19
4/8	HARVARD	L, 3-13
4/11	BROWN	W, 6-5
4/16	MASSACHUSETTS	L, 5-9
4/23	WASHINGTON & LEE	L, 3-13
5/3	at Virginia	L, 2-13
5/7	at Navy	L, 5-18
5/9	at Maryland	L, 2-26

1961 (2-4, 0-2 ACC)**► H: 1-3 • A: 1-1**

4/5	BROWN	L, 6-10
4/15	MARYLAND	L, 1-15
4/22	WASHINGTON & LEE	W, 6-3
4/27	VIRGINIA	L, 5-9
5/5	at Franklin & Marshall	W, 6-5
5/6	at Navy	L, 2-17

1962 (2-6, 0-2 ACC)**► H: 2-3 • A: 0-3**

4/2	HOBART	L, 6-8
4/4	AMHERST	L, 3-6
4/6	BROWN	L, 4-8
4/14	GEORGIA	W, 16-6
4/26	at Virginia	L, 5-17
5/5	at Navy	L, 2-16
5/7	at Maryland	L, 3-22
5/12	WASHINGTON & LEE	W, 6-4

1963 (0-6, 0-2 ACC)**► H: 0-5 • A: 0-1**

4/2	BROWN	L, 3-7
4/4	AMHERST	L, 4-12
4/13	NEW HAMPSHIRE	L, 0-6
4/15	MARYLAND	L, 1-18
4/20	at Washington & Lee	L, 3-9
4/25	VIRGINIA	L, 2-14
5/4	NAVY	L, 2-15

1964 (0-5, 0-3 ACC)**► H: 0-2 • A: 0-3**

4/11	WASHINGTON & LEE	L, 0-14
4/18	at Navy	L, 3-16
4/22	at Virginia	L, 1-21
5/4	at Maryland	L, 0-21
5/9	NORTH CAROLINA	L, 0-14

1965 (1-7, 0-2 ACC)**► H: 1-6 • A: 0-1**

3/22	AMHERST	L, 2-8
3/23	AMHERST	L, 4-8
3/26	SWARTHMORE	L, 4-10
4/9	HARTWICK	W, 7-4
4/17	at Navy	L, 2-19
4/22	WASHINGTON & LEE	L, 2-16
5/1	at North Carolina	L, 7-14
5/8	MARYLAND	L, 1-22

1966 (3-5, 0-1 ACC)**► H: 3-2 • A: 0-3**

4/6	DENISON	L, 6-18
4/13	ROANOKE	W, 20-6
4/16	EAST CAROLINA	W, 19-4
4/20	WASHINGTON & LEE	L, 6-9
4/23	RANDOLPH-MACON	W, 10-3
4/25	at Maryland	L, 5-19
5/6	at Towson	L, 7-14
5/7	at Navy	L, 3-22

1967 (7-4, 1-0 ACC)**► H: 5-1 • A: 2-2 • N: 0-1**

3/24	VILLANOVA	W, 12-5
3/30	vs. Cornell (1)	L, 4-22
4/8	at Washington & Lee	L, 8-10
4/12	ROANOKE	W, 19-6
4/15	GEORGETOWN	W, 14-4
4/22	at Loyola	L, 3-11
4/24	at George Washington	W, 13-3
4/29	RANDOLPH-MACON	W, 10-5
5/3	at East Carolina	W, 16-4
5/6	TOWSON	L, 5-6
5/13	NORTH CAROLINA	W, 12-6

*1 - Boca Raton, Fla.***1968 (4-7, 0-1 ACC)****► H: 4-2 • A: 0-3 • N: 0-2**

3/18	YALE	L, 10-18
3/22	ADELPHI	W, 10-6
3/26	vs. Air Force (1)	L, 2-15
3/30	vs. Cornell (1)	L, 4-15
4/6	at Swarthmore	L, 6-9
4/13	RANDOLPH-MACON	L, 12-13
4/16	NOTRE DAME	W, 12-8
4/20	FAIRLEIGH DICKINSON	W, 8-6
4/27	at North Carolina	L, 7-13
5/6	at Towson	L, 9-11
5/11	Washington & Lee	W, 10-4

*1 - Boca Raton, Fla.***1969 (6-5, 0-2 ACC)****► H: 4-4 • A: 1-1 • N: 1-0**

3/20	OHIO WESLEYAN	W, 8-1
3/29	vs. Swarthmore (1)	W, 9-5
4/1	OBERLIN	L, 9-13
4/5	TOWSON	W, 9-7
4/12	FAIRLEIGH DICKINSON	L, 4-5
4/19	at Loyola	L, 12-13
4/26	AIR FORCE	W, 6-5
5/3	RANDOLPH-MACON	W, 13-6
5/5	VIRGINIA	L, 1-16
5/10	at Washington & Lee	W, 6-5
5/14	NORTH CAROLINA	L, 10-12

*1 - Boca Raton, Fla.***1970 (2-9, 0-2 ACC)****► H: 2-6 • A: 0-3**

3/14	PENNSYLVANIA	L, 3-5
3/20	RANDOLPH-MACON	L, 5-9
4/1	DENISON	L, 4-18
4/4	FAIRLEIGH DICKINSON	L, 3-22
4/11	WASHINGTON & LEE	L, 5-8
4/18	at Towson	L, 2-16
4/20	at Maryland	L, 0-19
4/25	UMBC	W, 6-2
5/2	GEORGETOWN	W, 15-2
5/9	WASHINGTON COLL.	L, 6-10
5/13	at North Carolina	L, 5-20

1971 (7-7, 0-1 ACC)**► H: 3-4 • A: 3-2 • N: 1-1**

3/18	PENNSYLVANIA	L, 8-9 (20T)
3/20	OHIO WESLEYAN	W, 9-1
3/25	vs. Hobart (1)	L, 4-15
3/31	RPI	W, 10-5
4/2	vs. East Carolina (2)	W, 8-4
4/3	at William & Mary	W, 14-3
4/10	at Randolph-Macon	W, 9-8
4/15	FAIRLEIGH DICKINSON	L, 2-10
4/17	TOWSON	L, 2-9
4/24	at UMBC	W, 11-8
5/1	BALTIMORE COLLEGE	W, 10-3
5/8	at Washington Coll.	L, 9-10 (20T)
5/12	NORTH CAROLINA	L, 4-7
5/15	at Washington & Lee	L, 2-16

*1 - Greensboro, N.C.**2 - Williamsburg, Va.*

1972 (8-6, 0-2 ACC)**► H: 6-3 • A: 2-3**

3/8	MICHIGAN	W, 17-5
3/11	ROANOKE	W, 13-8
3/15	at East Carolina	W, 17-7
3/18	DARTMOUTH	W, 14-13
3/22	WITTENBERG	L, 6-8
3/25	OHIO STATE	W, 19-4
3/29	RPI	W, 14-10
4/1	at Baltimore University	W, 7-6
4/3	at Towson	L, 7-19
4/8	at Virginia	L, 2-29
4/15	WASHINGTON COLLEGE	L, 7-14
4/19	WASHINGTON & LEE	L, 6-17
4/22	FAIRLEIGH DICKINSON	W, 9-8 (20T)
4/26	at North Carolina	L, 7-15

USILA Rankings Start in 1973 (#) before opponent is Duke's rank (#) after opponent is opponent's USILA rank at the time of the game.

1973 (7-8, 1-3 ACC)**► H: 6-5 • A: 1-3**

3/1	at N.C. State	W, 22-0
3/10	MARYLAND	L, 9-26
3/14	at Roanoke	L, 7-13
3/17	RPI	W, 10-8
3/21	DARTMOUTH	W, 12-7
3/24	BALTIMORE UNIV.	L, 9-10
3/28	DENISON (17)	L, 8-15
3/31	WILLIAM & MARY	W, 15-5
4/4	EAST CAROLINA	W, 17-3
4/7	VIRGINIA	L, 6-15
4/11	RANDOLPH MACON	W, 17-9
4/14	at Washington College (12)	L, 8-18
4/18	at Washington & Lee (7)	L, 7-26
4/21	FAIRLEIGH DICKINSON	W, 12-6
4/26	NORTH CAROLINA (20)	L, 10-11

1974 (8-6, 1-3 ACC)**FNR: 18****► H: 4-3 • A: 3-3 • N: 1-2**

3/2	vs. Tulane (a)	W, 18-6
3/3	vs. Georgia Tech (a)	W, 15-9
3/9	MARYLAND (1)	L, 5-27
3/16	at William & Mary	W, 6-5
3/20	N.C. STATE	W, 17-5
3/23	UMBC	L, 7-12
3/26	DREXEL	W, 18-14 (20T)
3/30	at Baltimore University	L, 8-9
4/6	at Virginia (2)	L, 5-19
4/10	ROANOKE	W, 9-8
4/13	WASHINGTON & LEE (4)	L, 7-16
4/17	at Randolph Macon	W, 8-7
4/20	Washington College	W, 12-11
4/25	(18) at North Carolina (15)	L, 15-17

(a) - Atlanta Tournament, Atlanta, Ga.

1975 (3-10, 1-2 ACC)**► H: 0-6 • A: 2-2 • N: 1-2**

3/1	vs. Georgia Tech (a)	W, 11-7
3/2	vs. Tulane (a)	W, 15-7
3/12	at Washington & Lee	L, 2-23
3/15	WILLIAM AND MARY	L, 8-9
3/20	vs. Ohio State (b)	L, 6-8
3/23	vs. Air Force (b) (18)	L, 7-10
3/26	DREXEL	L, 9-13
3/29	BALTIMORE UNIV.	L, 8-18
4/5	ROANOKE	L, 5-12
4/12	VIRGINIA (4)	L, 8-22
4/16	at N.C. State	W, 17-6
4/19	at Washington College	L, 3-23
4/26	NORTH CAROLINA (13)	L, 5-13

(a) - Atlanta Tournament, Atlanta, Ga.

(b) - Hero's Tournament

1976 (5-7, 1-2 ACC)**► H: 6-1 • A: 0-6**

2/29	N. CAROLINA CLUB	W, 14-13
3/6	WASHINGTON & LEE	L, 8-19
3/13	at Virginia	L, 3-21
3/15	at Baltimore University	L, 15-16
3/20	SOUTH CAROLINA	W, 22-2
3/22	GETTYSBURG	W, 13-9
3/27	at William & Mary	L, 11-21
3/31	N.C. STATE	W, 16-10
4/3	at Roanoke	L, 9-26
4/4	at Virginia Tech	L, 14-17
4/8	VERMONT	W, 14-11
4/17	ST. MARY'S	W, 21-7
4/21	at North Carolina (4)	L, 4-24

1977 (7-6, 0-3 ACC)**FNR: 19****► H: 5-4 • A: 2-2**

3/5	at Washington & Lee	L, 5-18
3/12	YALE	W, 9-8
3/18	ROANOKE	L, 3-7
3/22	WILLIAM & MARY	W, 6-5
3/24	FRANKLIN & MARSHALL	W, 14-5
3/27	MARYLAND (1)	L, 2-19
4/2	VIRGINIA TECH	W, 16-9
4/7	CORTLAND STATE	L, 8-17
4/9	at St. Mary's	W, 11-8
4/13	at N.C. State (17)	L, 6-14
4/16	at Baltimore University	W, 17-13
4/20	GUILFORD	W, 25-6
4/23	NORTH CAROLINA (12)	L, 7-12

1978 (9-6, 0-4 ACC)**FNR: 15****► H: 4-3 • A: 5-3**

3/1	at Virginia Tech	W, 16-4
3/4	WASHINGTON & LEE	W, 12-10
3/7	at The Citadel	W, 27-2
3/11	at Virginia	L, 8-19
3/15	SYRACUSE	W, 10-7
3/18	at Roanoke	L, 7-9
3/23	(13) at Franklin & Marshall	W, 12-6
3/26	(13) MARYLAND (3)	L, 7-14
3/29	(12) DELAWARE (14)	L, 13-14
4/1	(12) AIR FORCE	W, 16-10
4/5	(13) GUILFORD	W, 41-8
4/8	(13) at William & Mary	W, 11-10
4/12	(14) N.C. STATE (11)	L, 15-17
4/15	(14) at Baltimore University	W, 17-11
4/19	(13) at North Carolina (10)	L, 10-17

1979 (7-8, 0-4 ACC)**► H: 4-4 • A: 3-4**

3/3	at Georgia	W, 22-3
3/7	at Washington & Lee	L, 8-13
3/10	VIRGINIA	L, 10-14
3/17	ROANOKE	L, 8-16
3/22	OHIO WESLEYAN	W, 14-8
3/24	at Guilford	W, 22-7
3/28	at Maryland (3)	L, 9-22
3/31	SALISBURY STATE	W, 14-13
4/4	UMBC	W, 19-8
4/7	WILLIAM & MARY	L, 6-7 (20T)
4/11	at Hampden-Sydney	W, 17-7
4/14	NORTH CAROLINA (9)	L, 4-9
4/18	at N.C. State (10)	L, 9-21
4/21	at Baltimore University	L, 16-18
5/5	DREXEL	W, 9-6

1980 (5-9, 0-4 ACC)**► H: 3-5 • A: 2-3 • N: 0-1**

3/8	at Virginia	L, 4-17
3/11	at Georgia	W, 18-5
3/12	at Georgia Tech Club	W, 20-3
3/15	HAMPDEN-SYDNEY	W, 21-3
3/22	vs. Princeton (a)	L, 9-15
3/25	at Maryland (5)	L, 7-16
4/2	UMBC	L, 14-17
4/5	DELAWARE	L, 10-11 (OT)
4/9	GUILFORD	W, 20-4
4/12	at North Carolina (5)	L, 6-10
4/16	N.C. STATE	L, 7-17
4/23	WASHINGTON & LEE (3)	L, 4-15
4/26	BALTIMORE UNIVERSITY	L, 9-16
5/10	DREXEL	W, 12-10

(a) - Hempstead, N.Y.

1981 (3-9, 0-4 ACC)**► H: 1-4 • A: 2-4 • N: 0-1**

3/7	VIRGINIA	L, 4-13
3/10	YALE	L, 8-11
3/14	at Salisbury State	L, 6-15
3/18	at UMBC	L, 5-8
3/21	vs. Princeton (a)	L, 2-6
3/25	MARYLAND	L, 8-16
3/28	DELAWARE	L, 10-12
4/1	at N.C. State (10)	L, 12-17
4/7	at Guilford	W, 14-7
4/12	at North Carolina (2)	L, 5-22
4/15	GETTYSBURG	W, 21-4
4/18	at Baltimore University	W, 8-6

(a) - Hempstead, N.Y.

1982 (6-7, 0-4 ACC)

► H: 3-3 • A: 1-2 • N: 2-2

3/2	WASHINGTON & LEE	L, 6-12
3/7	SALISBURY STATE	W, 12-6
3/9	vs. Yale (a)	W, 13-11
3/12	vs. Georgetown (a)	W, 13-6
3/15	vs. New Hampshire (b)	L, 12-14
3/17	MARYLAND	L, 10-15
3/23	at Virginia (4)	L, 8-15
4/3	at Drexel	W, 16-9
4/7	GUILFORD	W, 16-6
4/10	LYNCHBURG	W, 14-4
4/13	at North Carolina (1)	L, 5-18
4/17	vs. Baltimore Univ. (a)	L, 8-10
4/21	N.C. STATE	L, 13-19

(a) - Chapel Hill, N.C.

(b) - Baltimore, Md.

1983 (7-7, 0-3 ACC)

► H: 0-4 • A: 4-1 • N: 31

2/26	vs. Boston College (a)	W, 9-5
3/2	at Washington & Lee	L, 8-12
3/5	WILLIAM & MARY	L, 14-18
3/8	vs. Yale (a)	L, 8-11
3/12	MARYLAND	L, 7-25
3/19	vs. Notre Dame (a)	W, 13-5
3/21	vs. Ohio State (b)	W, 9-3
3/26	VIRGINIA (4)	L, 4-15
3/30	at Guilford	W, 10-6
4/2	at St. John's	W, 9-6
4/5	at Salisbury State	L, 6-10
4/12	NORTH CAROLINA (5)	L, 5-19
4/16	at Baltimore University	W, 10-7
4/17	at Georgetown	W, 15-10

(a) - Chapel Hill, N.C.

(b) - Baltimore, Md.

1984 (5-9, 0-3 ACC)

► H: 5-2 • A: 0-6 • N: 0-1

3/3	at William & Mary	L, 5-11
3/6	HOLY CROSS	W, 14-11
3/9	at Maryland	L, 4-16
3/13	YALE	W, 12-11(OT)
3/15	GEORGETOWN	W, 21-4
3/17	at Navy	L, 5-14
3/21	NOTRE DAME	W, 8-5
3/24	at Virginia (3)	L, 4-19
3/31	HAMPDEN-SYDNEY	W, 11-6
4/3	at Lynchburg	L, 9-10
4/7	vs. Delaware (a)	L, 5-7
4/11	at North Carolina (3)	L, 4-18
4/18	WASHINGTON & LEE	L, 9-10
4/20	GUILFORD	L, 9-13

(a) - Newark, N.J.

1985 (8-7, 0-3 ACC)

► H: 5-5 • A: 0-2 • N: 3-0

3/2	at Washington & Lee	L, 6-8
3/5	PENNSYLVANIA	W, 7-6
3/8	at Maryland	L, 6-8
3/12	YALE	L, 9-12
3/16	NAVY	L, 6-13
3/19	RADFORD	W, 18-4
3/21	vs. Notre Dame (a)	W, 18-4
3/23	vs. Dartmouth (b)	W, 11-7
3/29	OHIO STATE (c)	W, 19-8
3/31	WILLIAM & MARY (d)	W, 21-14
4/6	DELAWARE	L, 7-8
4/10	NORTH CAROLINA (3)	L, 9-11
4/13	VIRGINIA (4)	L, 9-17
4/16	LYNCHBURG	W, 23-9
4/19	at Guilford	W, 12-8

(a) - Baltimore, Md.

(b) - Wilton, Conn.

(c) - McDonald's Invitational-Durham, N.C.

(d) - McDonald's Invitational-Greensboro, N.C.

1986 (11-4, 0-3 ACC)**FNR: 13**

► H: 7-1 • A: 2-3 • N: 2-0

2/26	at Hampden-Sydney	W, 10-5
3/1	vs. Washington & Lee (a)	W, 7-6
3/4	BOSTON COLLEGE	W, 17-3
3/7	MARYLAND	L, 3-10
3/11	YALE	W, 16-12
3/15	ST. JOHN'S	W, 14-4
3/18	VERMONT	W, 23-7
3/22	vs. Dartmouth (b)	W, 12-3
3/24	MICHIGAN STATE	W, 27-3
3/28	at Villanova	W, 10-8
4/5	(15) UMBC (8)	W, 7-5
4/8	(9) at Delaware	L, 3-12
4/12	(9) at Virginia (7)	L, 8-13
4/16	(11) GUILFORD	W, 17-7
4/19	(11) at North Carolina (7)	L, 8-9 (OT)

(a) - Chapel Hill, N.C.

(b) - Towson, Md.

1987 (11-3, 2-1 ACC)**FNR: 13**

► H: 8-0 • A: 3-3

3/2	HAMPDEN-SYDNEY	W, 15-11
3/4	BOSTON COLLEGE	W, 12-2
3/7	at Maryland	L, 6-14
3/10	OHIO WESLEYAN	W, 13-6
3/13	at Hofstra	L, 11-12
3/15	at St. John's	W, 9-6
3/20	ROANOKE	W, 10-5
3/22	WASHINGTON	W, 9-6
3/28	at Loyola (10)	L, 12-16
4/1	DELAWARE	W, 18-9
4/4	at UMBC	W, 9-3
4/11	VIRGINIA (7)	W, 15-12
4/18	(15) NORTH CAROLINA (3)	W, 10-9
4/22	(10) at Guilford	W, 11-5

1988 (8-4, 0-3 ACC)

► H: 7-1 • A: 1-3

3/2	PENN STATE	W, 22-8
3/5	BOSTON COLLEGE	W, 18-4
3/6	ST. JOHN'S	W, 11-10
3/13	MARYLAND	L, 5-10
3/19	at Virginia	L, 9-16
3/27	NEW HAMPSHIRE	W, 14-3
3/30	at Roanoke	W, 14-6
4/2	UMBC	W, 13-3
4/6	at Delaware	L, 7-12
4/12	GUILFORD	W, 10-9
4/16	LOYOLA (5)	W, 9-8 (OT)
4/23	at North Carolina (3)	L, 9-18

1989 (9-6, 0-3 ACC)**FNR: 15**

► H: 6-2 • A: 1-4 • N: 2-0

3/1	GUILFORD	W, 17-6
3/4	BOSTON COLLEGE	W, 22-8
3/11	at Maryland	L, 6-9
3/14	at St. John's	L, 8-9 (OT)
3/19	VIRGINIA	L, 7-18
3/22	ROANOKE	W, 13-10
3/25	vs. Villanova (a)	W, 16-10
3/26	vs. Ohio State (b)	W, 28-6
3/29	DELAWARE	W, 10-8
4/1	NAVY (3)	W, 10-8
4/8	at UMBC	W, 11-5
4/15	at Loyola (3)	L, 9-14
4/22	NORTH CAROLINA (6)	L, 8-14
4/28	(15) vs. Maryland (c) (4)	W, 7-6
4/29	(15) at North Carolina (c) (5)	L, 6-18

(a) - NCNB Triangle Classic, Durham, N.C.

(b) - NCNB Triangle Classic, Chapel Hill, N.C.

(c) - ACC Tournament, Chapel Hill, N.C.

1990 (6-7, 0-3 ACC)

► H: 4-2 • A: 1-5 • N: 1-0

2/24	at Roanoke	W, 11-3
2/28	GUILFORD	W, 22-5
3/4	at Villanova	L, 9-10
3/7	BOSTON COLLEGE	W, 26-10
3/11	(14) MARYLAND (6)	L, 8-9 (20T)
3/17	(14) at Virginia (5)	L, 8-21
3/20	UMBC	W, 12-9
3/24	vs. Dartmouth (a)	W, 16-10
3/25	vs. Radford (b)	W, 20-4
3/31	at Navy (13)	L, 8-12
4/14	(17) LOYOLA (4)	L, 5-13
4/21	at North Carolina (5)	L, 13-26
4/27	at Virginia (c) (7)	L, 13-18

(a) - NCNB Triangle Classic, Durham, N.C.

(b) - NCNB Triangle Classic, Chapel Hill, N.C.

(c) - ACC Tournament, Charlottesville, Va.

1991 (7-5, 0-3 ACC)**FNR: 12****► H: 4-3 • A: 2-1 • N: 1-0**

2/26	at Guilford	W, 20-4
3/2	ROANOKE	W, 20-7
3/9	at Maryland	L, 11-13
3/16	VIRGINIA	L, 10-14
3/23	(17) NORTH CAROLINA (2)	L, 6-15
3/27	(18) UMBC	W, 20-5
3/30	(18) NAVY (12)	L, 8-9
4/6	(18) ADELPHI	W, 19-8
4/13	(17) at Loyola (6)	W, 11-10
4/20	(11) vs. Stony Brook (a)	W, 17-3
4/21	(11) vs. Villanova (b) (20)	W, 12-6
4/26	(11) North Carolina (c) (1)	L, 8-11

(a) - NCNB Triangle Classic, Durham, N.C.

(b) - NCNB Triangle Classic, Chapel Hill, N.C.

(c) - ACC Tournament, Durham, N.C.

1992 (7-7, 1-2 ACC)**FNR: 12****► NCAA TOURNAMENT****► H: 4-1 • A: 2-4 • N: 1-2**

2/29	at Roanoke	W, 21-6
3/7	MARYLAND	L, 13-14 (OT)
3/14	at Virginia	W, 12-10
3/21	at Navy	L, 8-11
3/28	(11) vs. Syracuse (a) (3)	L, 12-15
3/29	(11) vs. Brown (a) (7)	L, 4-16
4/4	(12) ADELPHI	W, 9-8
4/11	(15) LOYOLA (4)	W, 10-5
4/15	(14) at North Carolina (2)	L, 8-9
4/18	(14) vs. Villanova (b)	W, 16-6
4/19	(14) vs. Michigan State (c)	W, 22-5
4/24	(12) at Maryland (d) (5)	L, 6-8
5/2	(14) GEORGETOWN (19)	W, 17-11
5/9	(12) vs. Maryland (e) (4)	L, 11-13

(a) - Fleet Tournament, Providence, R.I.

(b) - Triangle Classic, Durham, N.C.

(c) - Triangle Classic, Chapel Hill, N.C.

(d) - ACC Tournament, College Park, Md.

(e) - NCAA First Round, College Park, Md.

1993 (9-5, 1-2 ACC)**FNR: 13****► H: 5-3 • A: 3-1 • N: 1-1**

2/27	(8) at Stony Brook	W, 18-4
2/28	(8) MOUNT ST. MARY'S	W, 16-2
3/6	(8) at Maryland (7)	W, 9-5
3/9	(8) BUTLER	W, 19-7
3/13	(8) VIRGINIA (5)	L, 10-14
3/20	(8) NAVY (11)	L, 11-12
3/27	(10) VILLANOVA	W, 17-5
4/3	(11) vs. Harvard (a)	W, 15-10
4/4	(11) vs. Massachusetts (a) (15)	L, 11-12
4/9	(9) NOTRE DAME (12)	W, 13-7
4/11	(9) MICHIGAN STATE	W, 14-7
4/17	(9) NORTH CAROLINA (1)	L, 9-13
4/23	(11) at North Carolina (b) (1)	L, 6-13
5/1	(12) at Georgetown (17)	W, 10-9

(a) - Hempstead, N.Y.

(b) - ACC Tournament, Chapel Hill, N.C.

1994 (10-6, 1-2 ACC)**FNR: 7****► NCAA TOURNAMENT****► H: 6-1 • A: 4-5**

2/26	BUTLER	W, 20-6
3/1	(9) HOLY CROSS	W, 20-6
3/5	(9) MARYLAND (13)	L, 12-13 (OT)
3/9	(9) at UMBC	W, 14-7
3/12	(9) at Brown (10)	W, 12-11
3/19	(9) at Navy (7)	W, 14-9
3/23	(9) at North Carolina (8)	L, 9-23
3/27	(9) GEORGETOWN (13)	W, 11-10 (OT)
3/30	(11) LEHIGH	W, 9-8 (OT)
4/2	(11) HARVARD	W, 13-6
4/10	(9) at Hobart	L, 15-17
4/16	(9) at Virginia (2)	W, 9-8
4/22	(7) at Virginia (a) (4)	L, 13-19
5/5	(7) at Princeton (2)	L, 7-8
5/14	(7) MARYLAND (b) (9)	W, 14-9
5/21	(7) at Syracuse (c) (1)	L, 11-12

(a) - ACC Tournament, Charlottesville, Va.

(b) - NCAA First Round, Durham, N.C.

(c) - NCAA Quarterfinal, Syracuse, N.Y.

1995 (12-4, 0-3 ACC)**FNR: 5****► ACC CHAMPIONS****► NCAA TOURNAMENT****► H: 8-3 • A: 3-1 • N: 1-0**

2/25	BUTLER	W, 19-4
3/4	(9) at Maryland (10)	L, 6-8
3/8	(9) UMBC	W, 16-5
3/11	(9) BROWN (8)	W, 10-7
3/14	(9) COLGATE	W, 19-5
3/18	(9) NAVY (11)	W, 11-9
3/25	(7) at Georgetown (11)	W, 14-9
3/29	(7) NORTH CAROLINA (8)	L, 8-13
4/1	(7) HARVARD (19)	W, 13-11
4/5	(8) MASSACHUSETTS (9)	W, 9-8
4/9	(8) at Hobart (18)	W, 17-7
4/15	(7) VIRGINIA (2)	L, 13-15
4/21	(7) vs. Virginia (a) (2)	W, 17-10
4/23	(4) at North Carolina (a) (6)	W, 14-6
4/28	(4) CANISIUS	W, 18-6
5/13	(5) NOTRE DAME (b) (15)	L, 10-12

(a) - ACC Tournament, Chapel Hill, N.C.

(b) - NCAA First Round, Durham, N.C.

1996 (6-6, 1-2 ACC)**FNR: 16****► H: 4-3 • A: 2-1 • N: 0-2**

3/2	MARYLAND	L, 6-12
3/5	(9) BOSTON COLLEGE	W, 23-10
3/9	(9) vs. Brown (a) (8)	L, 9-11
3/12	(10) CANISIUS	W, 24-9
3/16	(10) at Navy (18)	W, 15-4
3/19	(9) at North Carolina (6)	W, 11-10
3/24	(9) GEORGETOWN (11)	W, 15-5
3/30	(8) HARVARD (16)	L, 13-15
4/6	(10) at Massachusetts (18)	L, 9-13
4/13	(13) VIRGINIA (3)	L, 10-16
4/19	(11) vs. North Carolina (b) (4)	L, 8-18
4/27	(14) Hobart (20)	W, 20-5

(a) - Baltimore, Md.

(b) - ACC Tournament, Charlottesville, Va.

1997 (12-4, 2-1 ACC)**FNR: 5****► NCAA TOURNAMENT****► H: 5-2 • A: 3-1 • N: 4-1**

3/1	at Maryland	W, 11-10
3/4	(5) BOSTON COLLEGE	W, 21-3
3/8	(5) BROWN (13)	L, 8-9 (OT)
3/12	(11) NORTH CAROLINA (8)	W, 8-7
3/16	(11) NAVY (4)	W, 12-9
3/22	(5) at Georgetown (6)	W, 8-7
3/29	(4) vs. Harvard (a) (19)	W, 16-5
4/5	(3) MASSACHUSETTS (12)	W, 8-7 (20T)
4/12	(3) VIRGINIA (2)	L, 14-17
4/18	(3) vs. Maryland (b) (7)	W, 17-10
4/20	(3) at Virginia (b) (2)	L, 6-12
4/26	(3) at Hobart (20)	W, 18-5
5/3	(3) PENN STATE (13)	W, 7-6 (OT)
5/10	(5) vs. Brown (c) (11)	W, 11-6
5/18	(5) vs. J. Hopkins (d) (4)	W, 12-11 (OT)
5/24	(5) vs. Princeton (e) (1)	L, 9-10

(a) - Fairfield, Conn.

(b) - ACC Tournament, Charlottesville, Va.

(c) - NCAA First Round, West Point, N.Y.

(d) - NCAA Quarterfinal, College Park, Md.

(e) - NCAA Semifinal, College Park, Md.

1998 (11-4, 1-2 ACC)**FNR: 7****► NCAA TOURNAMENT****► H: 5-1 • A: 4-2 • N: 2-1**

2/28	MARYLAND	L, 9-15
3/4	(8) BOSTON COLLEGE	W, 20-2
3/7	(8) vs. Brown (a) (13)	W, 19-6
3/11	(7) at North Carolina (8)	W, 13-9
3/15	(7) at Navy (14)	W, 7-6
3/18	(5) CANISIUS	W, 22-2
3/22	(5) GEORGETOWN (8)	W, 8-7
3/28	(6) HARVARD (17)	W, 18-6
4/4	(5) at Massachusetts (8)	W, 15-4
4/11	(3) at Virginia (7)	L, 11-12
4/17	(6) at Virginia (b) (5)	L, 9-11
4/25	(6) HOBART (10)	W, 19-6
5/1	(6) at Penn State (15)	W, 10-6
5/9	(7) vs. North Carolina (c) (10)	W, 16-14
5/16	(7) vs. Princeton (d)	L, 9-11

(a) - Baltimore, Md.

(b) - ACC Tournament, Charlottesville, Va.

(c) - NCAA First Round, Amherst, Mass.

(d) - NCAA Quarterfinal, Hempstead, N.Y.

1999 (13-3, 2-1 ACC)**FNR: 3**► **NCAA TOURNAMENT**► **H: 7-1 • A: 4-0 • N: 2-2**

2/26	vs. Butler (a)	W, 20-5
2/28	COLGATE	W, 21-10
3/7	at Maryland	W, 11-10
3/13	(3) BROWN	W, 10-5
3/17	(3) at UMBC (19)	W, 12-7
3/21	(3) NAVY (11)	W, 9-4
3/27	(2) at Georgetown (6)	W, 10-8
4/3	(2) vs. Harvard (b)	W, 14-9
4/10	(2) MASSACHUSETTS	W, 13-8
4/14	(2) NORTH CAROLINA (15)	L, 9-10
4/18	(2) VIRGINIA (4)	W, 10-9 (OT)
4/23	(3) at North Carolina (c) (14)	W, 9-7
4/25	(3) vs. Virginia (c) (5)	L, 7-8
5/1	(4) PENN STATE (11)	W, 22-9
5/8	(4) ST. ANDREWS	W, 22-5
5/22	(3) vs. Georgetown (d) (5)	L, 14-17

(a) - Chapel Hill, N.C.

(b) - New Canaan, Conn.

(c) - ACC Tournament, Chapel Hill, N.C.

(d) - NCAA Quarterfinal, Hempstead, N.Y.

2000 (11-5, 2-1 ACC)**FNR: 8**► **NCAA TOURNAMENT**► **H: 8-0 • A: 3-4 • N: 0-1**

2/26	OHIO STATE	W, 16-7
2/27	BUTLER	W, 15-10
3/5	MARYLAND	W, 9-8
3/11	(4) at Loyola (6)	L, 10-11
3/18	(6) at Brown	L, 9-10
3/22	(9) NORTH CAROLINA (6)	W, 13-8
3/27	(5) GEORGETOWN (7)	W, 13-12
3/29	(5) UMBC (19)	W, 13-11
4/2	(5) Harvard (13)	W, 14-8
4/9	(5) at Army (17)	W, 17-6
4/15	(5) at Virginia (2)	L, 7-12
4/21	(6) at Maryland (a) (9)	L, 6-7
4/28	(8) at Penn State (19)	W, 6-5
5/6	(8) ST. ANDREWS	W, 29-4
5/13	(8) at Hobart (b) (12)	W, 13-1
5/21	(8) vs. Virginia (c) (2)	L, 9-10

(a) - ACC Tournament, College Park, Md.

(b) - NCAA First Round, Geneva, N.Y.

(c) - NCAA Quarterfinal, Baltimore, Md.

2001 (11-6, 2-1 ACC)**FNR: 10**► **ACC CHAMPIONS**► **NCAA TOURNAMENT**► **H: 7-1 • A: 2-4 • N: 2-1**

2/23	DREXEL	W, 10-5
2/25	BUTLER	W, 12-4
3/4	at Maryland	L, 5-13
3/6	(9) SACRED HEART	W, 19-7
3/10	(9) LOYOLA (5)	L, 8-10
3/13	(11) at Radford	W, 19-5
3/17	(11) BROWN (12)	W, 16-10
3/21	(10) at North Carolina (12)	W, 11-8
3/25	(10) at Georgetown (4)	L, 7-14
3/31	(11) at Harvard	L, 5-6
4/8	(16) YALE	W, 10-8
4/14	(15) VIRGINIA (9)	W, 10-9
4/20	(12) vs. North Carolina (a) (17)	W, 11-9
4/22	(12) vs. Maryland (a) (3)	W, 10-6
4/28	(9) at Hofstra (15)	L, 10-15
5/6	ST. ANDREWS	W, 23-2
5/12	(12) vs. Towson (b) (9)	L, 10-12

(a) - ACC Tournament, Orlando, Fla.

(b) - NCAA First Round, Baltimore, Md.

2002 (8-7, 1-2 ACC)**FNR: 9**► **ACC CHAMPIONS**► **NCAA TOURNAMENT**► **H: 6-2 • A: 1-4 • N: 1-1**

2/23	BUTLER	W, 12-4
3/3	MARYLAND	W, 9-8 (20T)
3/9	(3) at Loyola (8)	L, 9-11
3/16	(6) DARTMOUTH	W, 15-7
3/20	(5) NORTH CAROLINA (9)	L, 7-9
3/24	(5) GEORGETOWN (7)	L, 7-9
3/30	(9) HARVARD (19)	W, 10-7
4/5	(8) at Princeton (12)	L, 6-7 (30T)
4/7	(8) at Yale (13)	W, 11-6
4/13	(12) at Virginia (2)	L, 10-15
4/19	(12) MARYLAND (a) (6)	W, 8-7 (OT)
4/21	(12) VIRGINIA (a) (1)	W, 14-13
4/26	(7) at Hofstra (9)	L, 6-14
5/12	(9) vs. Hobart (b)	W, 22-6
5/18	(9) vs. Syracuse (c) (2)	L, 9-10

a - ACC Tournament, Durham, N.C.

b - NCAA First Round, Newark, Del.

c - NCAA Quarterfinals, Hempstead, N.Y.

2003 (8-7, 0-3 ACC)**FNR: 14**► **H: 5-1 • A: 1-6 • N: 2-0**

2/22	vs. Air Force (a)	W, 13-8
2/23	at Denver (a)	W, 11-8
3/1	at Maryland	L, 7-13
3/4	(10) VMI	W, 17-5
3/8	(10) LOYOLA (8)	W, 10-4
3/11	(8) LEHIGH	W, 17-6
3/14	(8) VILLANOVA	W, 6-5
3/19	(8) at North Carolina (13)	L, 9-14
3/23	(8) at Georgetown (5)	L, 5-6 (OT)
3/29	(11) HARVARD	W, 15-7
4/5	(10) at Johns Hopkins (1)	L, 6-19
4/12	(12) VIRGINIA (6)	L, 8-11
4/18	(13) vs. Maryland (b) (5)	W, 7-6
4/20	(13) at Virginia (b) (4)	L, 6-12
4/26	(11) at Hofstra (9)	L, 8-9

(a) - Pioneer Classic, Denver, Colo.

(b) - ACC Tournament, Charlottesville, Va.

2004 (5-8, 0-3 ACC)► **H: 4-5 • A: 1-3**

2/28	UMBC	W, 11-8
3/2	(6) VMI	W, 18-11
3/6	(6) MARYLAND (2)	L, 12-17
3/13	(8) at Loyola (12)	W, 11-3
3/16	(5) CANISIUS	W, 15-1
3/20	(5) NORTH CAROLINA (8)	L, 9-10 (OT)
3/27	(7) GEORGETOWN (6)	L, 8-9
4/3	(8) at Ohio State (17)	L, 9-16
4/10	(13) JOHNS HOPKINS (2)	L, 5-6
4/17	(13) at Virginia (18)	L, 4-13
4/23	(16) vs. Maryland (a) (3)	L, 7-10
5/4	DENVER	W, 10-9
5/7	at Army (18)	L, 7-13

(a) - ACC Tournament, Chapel Hill, N.C.

2005 (17-3, 3-0 ACC)**FNR: 2**► **NCAA TOURNAMENT**► **H: 10-0 • A: 4-2 • N: 3-1**

2/19	BUTLER	W, 12-8
2/26	UMBC	W, 12-10
3/1	VMI	W, 15-5
3/5	at Maryland	W, 10-8
3/8	(4) PENN STATE (17)	W, 12-2
3/12	(4) LOYOLA	W, 6-5
3/19	(3) at North Carolina (15)	W, 12-10
3/21	(3) VERMONT	W, 10-3
3/26	(3) at Georgetown (5)	W, 12-3
3/29	(2) MOUNT ST. MARY'S	W, 21-5
4/2	(2) OHIO STATE	W, 21-8
4/8	(2) at Johns Hopkins (1)	L, 10-11 (20T)
4/16	(2) VIRGINIA (3)	W, 17-2
4/23	(2) at Army (7)	W, 19-9
4/29	(2) vs. North Carolina (a)	W, 13-11
5/1	(2) vs. Maryland (a) (10)	L, 5-11
5/13	(2) FAIRFIELD (b) (15)	W, 23-4
5/22	(2) vs. Cornell (c) (5)	W, 11-8
5/28	(2) vs. Maryland (d) (4)	W, 18-9
5/30	(2) vs. Johns Hopkins (e) (1)	L, 8-9

(a) - ACC Tournament, Baltimore, Md.

(b) - NCAA First Round, Durham, N.C.

(c) - NCAA Quarterfinal, Princeton, N.J.

(d) - NCAA Semifinal, Philadelphia, Pa.

(e) - NCAA Championship, Philadelphia, Pa.

2006 (6-2, 1-1 ACC)► **H: 5-2 • N: 1-0**

2/18	BUTLER	W, 20-3
2/25	VILLANOVA	W, 13-2
2/28	BELLARMINE	W, 16-1
3/4	MARYLAND	L, 7-8 (OT)
3/7	(3) HOLY CROSS	W, 20-2
3/11	(3) vs. Loyola (a) (20)	W, 9-7
3/18	(3) NORTH CAROLINA	W, 11-8
3/21	(2) CORNELL (3)	L, 7-11

1 - The First 4, San Diego, Calif.

2007 (17-3, 3-0 ACC)**FNR: 2**

▶ ACC CHAMPIONS

▶ NCAA FINALIST

▶ H: 11-1 • A: 4-1 • N: 2-1

2/24	DARTMOUTH	W, 17-11
2/25	DENVER	W, 13-9
3/2	(2) at Maryland (6)	W, 14-7
3/6	(1) ST. JOSEPH'S	W, 18-4
3/10	(1) vs. Loyola (a)	L, 7-8
3/17	(4) at North Carolina (13)	W, 9-7
3/20	(5) CORNELL (1)	L, 6-7
3/24	(5) at Georgetown (7)	W, 6-4
3/30	(5) DELAWARE (12)	W, 12-6
3/31	(5) BELLARMINE	W, 18-9
4/7	(4) at Johns Hopkins (9)	W, 11-9
4/14	(4) VIRGINIA (3)	W, 7-6 (OT)
4/21	(3) ARMY (19)	W, 11-5
4/27	(2) NORTH CAROLINA (b) (9)	W, 13-9
4/29	(2) VIRGINIA (b) (3)	W, 12-9
5/6	(2) AIR FORCE	W, 19-6
5/12	(2) PROVIDENCE (c)	W, 18-3
5/20	(2) vs. North Carolina (d) (9)	W, 19-11
5/26	(2) vs. Cornell (e) (1)	W, 12-11
5/28	(2) vs. Johns Hopkins (f) (5)	L, 11-12

(a) - The First 4, San Diego, Calif.

(b) - ACC Tournament, Durham, N.C.

(c) - NCAA First Round, Durham, N.C.

(d) - NCAA Quarterfinal, Annapolis, Md.

(e) - NCAA Semifinal, Baltimore, Md.

(f) - NCAA Championship, Baltimore, Md.

2008 (18-2 3-0 ACC)**FNR: 3**

▶ ACC CHAMPIONS

▶ NCAA SEMIFINALIST

▶ H: 11-0 • A: 3-2 • N: 4-0

2/16	(2) BUCKNELL (15)	W, 16-4
2/23	(2) VERMONT	W, 19-7
3/1	(2) MARYLAND (3)	W, 15-7
3/5	(2) LEHIGH	W, 16-5
3/8	(2) at Loyola (13)	W, 18-4
3/11	(1) PRESBYTERIAN	W, 18-4
3/15	(1) NORTH CAROLINA (3)	W, 19-9
3/18	(1) COLGATE	W, 15-7
3/22	(1) at Georgetown (10)	L, 7-11
3/25	(3) HARVARD	W, 10-3
3/29	(3) vs. Dartmouth (a)	W, 16-9
4/3	(2) JOHNS HOPKINS (11)	W, 17-6
4/12	(2) at Virginia (3)	W, 19-9
4/19	(2) vs. Army (b) (8)	W, 10-6
4/25	(2) vs. North Carolina (c) (12)	W, 17-6
4/27	(2) at Virginia (c) (3)	W, 11-9
5/4	(1) ST. JOHN'S	W, 16-9
5/10	(1) LOYOLA (d) (18)	W, 12-7
5/18	(1) vs. Ohio State (e) (12)	W, 21-10
5/24	(1) vs. Johns Hopkins (f) (4)	L, 9-10

(a) - Uniondale, N.Y.

(b) - Manhasset, N.Y.

(c) - ACC Tournament, Charlottesville, Va.

(d) - NCAA First Round, Durham, N.C.

(e) - NCAA Quarterfinals, Ithaca, N.Y.

(f) - NCAA Semifinals, Baltimore, Md.

2009 (15-4, 2-1 ACC)**FNR: 3**

▶ ACC CHAMPIONS

▶ NCAA SEMIFINALIST

▶ H: 9-3 • A: 3-0 • N: 3-2

2/14	(6) BUCKNELL (20)	W, 11-7
2/20	(5) COLGATE (15)	W, 9-8
2/21	(5) HARVARD	L, 6-9
2/28	(10) vs. Maryland (a) (11)	L, 8-11
3/3	(13) HOLY CROSS	W, 16-7
3/7	(13) LOYOLA (14)	W, 11-9
3/8	(13) YALE	W, 14-6
3/14	(10) at North Carolina (8)	W, 12-8
3/17	(8) CORNELL (3)	L, 6-10
3/21	(8) GEORGETOWN (19)	W, 9-5
3/28	(10) vs. Dartmouth (b)	W, 12-6
4/11	(8) VIRGINIA (1)	W, 15-10
4/18	(8) ARMY	W, 10-6
4/24	(6) vs. Virginia (c) (1)	W, 16-5
4/26	(6) at North Carolina (c) (8)	W, 15-13
5/3	(3) at St. John's	W, 20-7
5/9	(3) NAVY (d) (12)	W, 14-5
5/17	(3) vs. North Carolina (e) (6)	W, 12-11
5/23	(3) vs. Syracuse (f) (1)	L, 7-17

1 - Baltimore, Md.

2 - Stony Brook, N.Y.

3 - ACC Tournament, Chapel Hill, N.C.

4 - NCAA First Round, Durham, N.C.

5 - NCAA Quarterfinals, Annapolis, Md.

6 - NCAA Semifinals, Boston, Mass.

2010 (16-4, 1-2 ACC)**FNR: 1**

▶ NCAA CHAMPION

▶ H: 8-2 • A: 4-0 • N: 4-2

2/13	(2) vs. Bucknell (a) (19)	W, 12-11 (OT)
2/20	(2) NOTRE DAME (9)	L, 7-11
2/27	(8) PENNSYLVANIA	W, 16-11
3/6	(9) vs. Maryland* (b) (6)	L, 11-12 (OT)
3/10	(10) NORTH CAROLINA * (4)	L, 7-13
3/13	(10) at Loyola (Md.) (9)	W, 8-5
3/20	(8) PENN STATE	W, 20-11
3/23	(7) DARTMOUTH	W, 15-3
3/27	(7) at Georgetown (10)	W, 15-10
3/30	(7) BROWN (16)	W, 11-10
4/2	(7) at Harvard (15)	W, 14-5
4/4	(7) JACKSONVILLE	W, 16-7
4/9	(6) PRESBYTERIAN	W, 19-8
4/17	(5) at Virginia * (1)	W, 13-9
4/23	(4) vs. Virginia (c) (1)	L, 12-16
5/9	(5) SACRED HEART	W, 19-7
5/15	(5) JOHNS HOPKINS (d) (14)	W, 18-5
5/22	(5) vs. North Carolina (e) (4)	W, 17-9
5/29	(5) vs. Virginia (f) (1)	W, 14-13
5/31	(5) vs. Notre Dame (g) (20)	W, 6-5 (OT)

(a) - Powder Springs, Ga.

(b) - Faceoff Classic, Baltimore, Md.

(c) - ACC Tournament, College Park, Md.

(d) - NCAA First Round, Durham, N.C.

(e) - NCAA Quarterfinals, Princeton, N.J.

(f) - NCAA Semifinals, Baltimore, Md.

(g) - NCAA Championship, Baltimore, Md.

2011 (14-6, 3-0 ACC)**FNR: 3**

▶ NCAA TOURNAMENT

▶ H: 11-1 • A: 2-1 • N: 1-4

2/12	(5) SIENA	W, 20-6
2/20	(5) vs. Notre Dame (a) (7)	L, 7-11
2/26	(5) at Penn	L, 3-7
3/5	(15) MARYLAND * (3)	W, 9-8 (OT)
3/11	(12) LOYOLA (10)	W, 14-9
3/13	(12) MERCER	W, 18-5
3/17	(7) at North Carolina * (8)	W, 14-9
3/20	(7) DARTMOUTH	W, 18-10
3/26	(4) GEORGETOWN	W, 14-12
3/29	(3) BROWN	W, 12-7
4/3	(3) vs. Syracuse (b) (1)	L, 11-13
4/9	(4) vs. Denver (c) (10)	L, 9-12
4/11	(10) PRESBYTERIAN	W, 18-6
4/16	(10) VIRGINIA * (7)	W, 13-11
4/22	(6) VIRGINIA (d) (10)	W, 19-10
4/24	(6) MARYLAND (e) (7)	L, 9-11
4/30	(7) at Jacksonville	W, 10-6
5/14	(6) DELAWARE (f) (14)	W, 15-14
5/22	(6) vs. Notre Dame (g) (5)	W, 7-5
5/28	(6) vs. Maryland (h) (8)	L, 4-9

(a) - Sunshine Classic, Jacksonville, Fla.

(b) - Big City Classic, East Rutherford, N.J.

(c) - Battle at Bethpage, Bethpage, N.Y.

(d) - ACC Tournament Semifinal, Durham, N.C.

(e) - ACC Tournament Final, Durham, N.C.

(f) - NCAA First Round, Durham, N.C.

(g) - NCAA Quarterfinal, Foxborough, Mass.

(h) - NCAA Semifinal, Baltimore, Md.

2012 (15-5, 2-1 ACC)**FNR: 4**

▶ ACC CHAMPIONS

▶ NCAA SEMIFINALIST

▶ H: 9-0 • A: 2-3 • N: 4-2

2/11	(40) RUTGERS	W, 16-8
2/18	(4) at Notre Dame (9)	L, 3-7
2/24	(10) PENN (17)	W, 12-8
2/26	(10) JACKSONVILLE	W, 16-7
3/3	(10) at Maryland * (5)	L, 7-10
3/10	(11) at Loyola (9)	L, 8-13
3/12	(15) HARVARD	W, 11-8
3/16	(15) NORTH CAROLINA * (11)	W, 13-11
3/18	(15) DARTMOUTH	W, 20-9
3/24	(10) at Georgetown (18)	W, 13-11
3/27	(8) BROWN	W, 9-8
4/1	(8) at Syracuse (a) (14)	W, 12-10
4/7	(8) MARIST	W, 11-10
4/13	(7) at Virginia * (1)	W, 13-5
4/20	(7) vs. Maryland (b) (8)	W, 6-5
4/22	(7) vs. North Carolina (c) (9)	W, 12-9
4/27	(4) at Denver (d) (16)	L, 9-15
5/12	(3) SYRACUSE (e) (16)	W, 12-9
5/20	(3) vs. Colgate (f)	W, 17-6
5/26	(3) vs. Maryland (g) (10)	L, 10-16

(a) - Big City Classic, East Rutherford, N.J.

(b) - ACC Tournament Semifinal, Charlottesville, Va.

(c) - ACC Tournament Final, Charlottesville, Va.

(d) - Mile High Classic, Denver, Colo.

(e) - NCAA First Round, Durham, N.C.

(f) - NCAA Quarterfinal, Philadelphia, Pa.

(g) - NCAA Semifinal, Foxborough, Mass.

2013 (16-5, 2-1) FNR: 1

► **NCAA CHAMPION**
 ► **H: 9-3 • A: 4-2 • N: 3-0**

2/9	(6) DENVER (9)	L, 12-14
2/10	(6) JACKSONVILLE	W, 21-9
2/16	(6) NOTRE DAME (3)	L, 5-13
2/17	(6) MERCER	W, 15-3
2/22	(14) at Penn	L, 9-14
3/2	(19) MARYLAND * (1)	L, 7-16
3/8	LOYOLA *	W, 9-8
3/13	(17) at North Carolina * (6)	W, 11-8
3/16	(17) TOWSON	W, 12-4
3/18	(13) MARIST	W, 19-11
3/23	(13) GEORGETOWN	W, 19-7
3/30	(10) at Harvard	W, 12-11
4/5	(7) HIGH POINT	W, 17-6
4/12	(7) VIRGINIA	W, 19-16
4/20	(6) at Rutgers	W, 16-7
4/26	(5) at North Carolina (a) (1)	L, 17-18
5/5	(4) at Marquette	W, 19-3
5/12	(4) LOYOLA (b) (9)	W, 12-11 (20T)
5/19	(4) vs. Notre Dame (c) (7)	W, 12-11
5/25	(4) vs. Cornell (d) (8)	W, 16-14
5/27	(4) vs. Syracuse (e) (2)	W, 16-10

1 - ACC Tournament Semifinal, Chapel Hill, N.C.
 2 - NCAA First Round, Durham, N.C.
 3 - NCAA Quarterfinal, Indianapolis, Ind.
 4 - NCAA Semifinal, Philadelphia, Pa.
 5 - NCAA Championship, Philadelphia, Pa.

2014 (17-3, 4-1 ACC) FNR: 1

► **NCAA CHAMPION**
 ► **H: 9-3 • A: 4-2 • N: 3-0**

2/8	(3) JACKSONVILLE	W, 16-10
2/15	(3) DENVER (4)	W, 14-10
2/21	(2) PENN (18)	W, 9-6
2/23	(2) STONY BROOK	W, 14-6
2/26	(1) at Maryland * (3)	L, 6-10
3/9	(4) at Loyola (5)	L, 7-14
3/11	(6) MARQUETTE	W, 20-9
3/15	(6) NORTH CAROLINA * (4)	W, 9-8 (0T)
3/18	(3) at Furman	W, 19-4
3/23	(3) SYRACUSE * (6)	W, 21-7
3/29	(3) HARVARD	W, 17-11
4/5	(3) at Notre Dame * (7)	W, 15-7
4/11	(2) at Virginia * (8)	W, 17-15
4/19	(2) RUTGERS	W, 17-8
4/25	(2) vs. Syracuse (a) (4)	L, 15-16
5/4	(4) at Boston University	W, 16-11
5/11	(3) AIR FORCE (b) (17)	W, 20-9
5/18	(3) vs. Johns Hopkins (c) (8)	W, 19-11
5/24	(3) vs. Denver (d) (2)	W, 15-12
5/26	(3) vs. Notre Dame (e) (5)	W, 11-9

1 - ACC Tournament Semifinal, Chapel Hill, N.C.
 2 - NCAA First Round, Durham, N.C.
 3 - NCAA Quarterfinal, Newark, Del.
 4 - NCAA Semifinal, Baltimore, Md.
 5 - NCAA Championship, Baltimore, Md.

2015 (12-6, 1-3 ACC) FNR: 8

► **H: 6-2 • A: 5-2 • N: 1-2**

2/7	(3) at High Point	W, 16-13
2/8	(3) AIR FORCE	W, 13-7
2/14	(3) vs. Denver (a) (1)	L, 13-17
2/15	(3) at Mercer	W, 16-6
2/28	(6) HARVARD (10)	W, 21-14
3/1	(6) PROVIDENCE	W, 20-8
3/7	(5) LOYOLA (12)	W, 14-8
3/14	(4) at Georgetown	W, 15-13
3/22	(4) at Syracuse * (1)	L, 7-19
3/29	(6) at North Carolina * (4)	L, 14-15
4/4	(7) NOTRE DAME * (1)	L, 10-15
4/12	(7) VIRGINIA * (6)	W, 15-7
4/15	(6) at Stony Brook (20)	W, 17-11
4/18	(6) at Marquette	W, 15-8
4/24	(6) vs. Notre Dame (b) (1)	W, 13-8
4/26	(6) vs. Syracuse (c) (4)	L, 14-15
5/3	(4) at Boston University	W, 13-7
5/9	(4) OHIO STATE (d) (12)	L, 11-16

(a) - Cobb County Classic, Kennesaw, Ga.
 (b) - ACC Semifinal, Chester, Pa.
 (c) - ACC Championship, Chester, Pa.
 (d) - NCAA First Round, Durham, N.C.

2016 (11-8, 2-2 ACC) FNR: 8

► **H: 6-3 • A: 4-2 • N: 1-3**

2/12	(3) High Point	W, 17-6
2/14	(3) LEHIGH	W, 13-11
2/20	(3) vs. Denver (a) (2)	L, 12-14
2/27	(3) at Jacksonville	W, 18-5
2/29	(3) MERCER	W, 19-9
3/5	(4) vs. Harvard (12)	L, 9-14
3/7	(7) RICHMOND	L, 10-12
3/12	(7) at Loyola (9)	W, 15-6
3/19	(9) GEORGETOWN	W, 20-6
3/22	(9) AIR FORCE (20)	L, 9-10 (0T)
3/26	(9) SYRACUSE * (5)	W, 16-15 (0T)
4/1	(8) NORTH CAROLINA * (15)	L, 16-17 (0T)
4/10	(12) at Notre Dame * (2)	L, 6-8
4/17	(13) at Virginia *	W, 14-8
4/22	(13) MARQUETTE (15)	W, 16-1
4/29	(13) vs. Notre Dame (b) (4)	W, 10-9 (0T)
5/1	(13) vs. Syracuse (c) (8)	L, 8-14
5/8	(9) at Boston University	W, 15-8
5/14	(8) at Loyola (d) (7)	L, 11-16

(a) - Cobb County Classic, Kennesaw, Ga.
 (b) - ACC Semifinal, Chester, Pa.
 (c) - ACC Championship, Chester, Pa.
 (d) - NCAA First Round, Durham, N.C.

2017 (13-5, 3-1 ACC) FNR: 6

► **H: 7-2 • A: 5-2 • N: 1-1**

2/5	(7) AIR FORCE (19)	L, 11-10
2/10	(7) HIGH POINT	W, 10-5
2/12	(7) CLEVELAND STATE	W, 22-7
2/18	(14) at Denver (1)	L, 9-14
2/25	(16) SAINT JOSEPH'S	W, 16-3
3/5	(17) at Richmond (16)	W, 9-8
3/11	(16) LOYOLA (12)	W, 15-7
3/13	(12) JACKSONVILLE	W, 13-6
3/18	(12) at Georgetown	W, 12-7
3/25	(11) at Syracuse * (5)	L, 11-12 (0T)
4/2	(11) at North Carolina * (16)	W, 12-8
4/8	(10) NOTRE DAME * (3)	W, 11-8
4/15	(9) VIRGINIA * (18)	W, 20-11
4/22	(4) at Marquette	W, 11-7
4/28	(4) NOTRE DAME (a) (6)	L, 6-7
5/7	(6) Boston University	W, 18-8
5/13	(6) at Johns Hopkins (b) (9)	W, 19-6
5/20	(6) vs. Ohio State (c) (3)	L, 11-16

(a) - ACC Semifinal, Durham, N.C.
 (b) - NCAA First Round, Baltimore, Md.
 (c) - NCAA Quarterfinal, Hempstead, NY.

2018 (16-4, 3-1 ACC) FNR: 2

► **H: 9-1 • A: 5-1 • N: 2-2**

2/3	(2) AIR FORCE (17)	W, 18-4
2/8	(2) HIGH POINT	W, 18-6
2/10	(2) JACKSONVILLE	W, 19-8
2/16	(2) DENVER (4)	W, 15-12
2/24	(1) at Penn (17)	L, 9-10
3/3	(3) RICHMOND	W, 14-4
3/10	(3) at Loyola (6)	W, 13-9
3/17	(3) at Towson	W, 10-8
3/18	(3) at Cleveland State	W, 9-3
3/24	(3) SYRACUSE * (13)	L, 14-15
3/30	(5) NORTH CAROLINA *	W, 11-10
4/7	(5) at Notre Dame * (10)	W, 8-2
4/14	(4) at Virginia * (10)	W, 18-13
4/20	(3) MARQUETTE	W, 17-5
4/27	(1) vs. Notre Dame (a) (16)	L, 11-14
5/6	(4) BOSTON UNIVERSITY	W, 13-9
5/12	(3) VILLANOVA (b) (17)	W, 17-11
5/20	(3) vs. Johns Hopkins (c) (2)	W, 14-9
5/26	(3) vs. Maryland (d) (1)	W, 13-8
5/28	(3) vs. Yale (e) (5)	L, 11-13

(a) - ACC Semifinal, Charlottesville, Va.
 (b) - NCAA First Round, Durham, N.C.
 (c) - NCAA Quarterfinal, Annapolis, Md.
 (d) - NCAA Semifinal, Foxborough, Mass.
 (e) - NCAA Final, Foxborough, Mass.

2019 (13-5, 2-2 ACC)**FNR: 3****► H: 8-1 • A: 4-2 • N: 1-2**

2/2	(2) at Furman	W, 17-9
2/6	(2) HIGH POINT	L, 9-13
2/9	(8) at Jacksonville	W, 15-8
2/16	(8) DENVER (5)	W, 10-9
2/23	(5) PENN	W, 17-7
3/1	(6) at Richmond (16)	W, 11-7
3/7	(5) LOYOLA (2)	W, 12-7
3/12	(2) UTAH	W, 10-8
3/16	(2) TOWSON (5)	W, 12-10
3/24	(2) SYRACUSE * (12)	L, 8-9 (OT)
3/30	(5) NORTH CAROLINA *	L, 8-10
4/6	(6) at Notre Dame * (9)	W, 14-8
4/13	(6) at Virginia (4)	W, 12-7
4/20	(3) MARQUETTE	W, 10-9 (OT)
4/27	(3) vs. Notre Dame (a) (11)	L, 10-12
5/12	(5) RICHMOND (b) (20)	W, 12-11
5/18	(5) vs. Notre Dame (c) (9)	W, 14-13 (OT)
5/25	(5) vs. Virginia (d) (4)	L, 12-13 (2OT)

*(a) - ACC Semifinal, Chapel Hill, N.C.**(b) - NCAA First Round, Durham, N.C.**(c) - NCAA Quarterfinal, Hempstead, NY.**(d) - NCAA Semifinal, Philadelphia, Pa.***2020 (6-2)****FNR: NA****► H: 3-1 • A: 3-0 • N: 0-1**

2/1	(5) AIR FORCE	L, 13-14
2/8	(10) at High Point	W, 17-8
2/15	(11) at Denver (8)	W, 15-13
2/22	(5) vs. Penn (a) (7)	L, 11-14
2/28	(13) RICHMOND (20)	W, 16-15 (OT)
3/1	(13) FURMAN	W, 19-6
3/7	(12) at Loyola (11)	W, 13-10
3/10	(8) JACKSONVILLE	W, 18-8
3/14	at Towson	Canceled
3/22	SYRACUSE *	Canceled
3/26	NORTH CAROLINA *	Canceled
4/4	at Notre Dame *	Canceled
4/9	at Virginia *	Canceled

*(1) - Charlotte, N.C.***2021 (14-3, 4-2 ACC)****FNR: 5****► H: 8-0 • A: 4-2 • N: 1-2**

2/5	(1) DENVER (7)	W, 12-10
2/7	(1) ROBERT MORRIS	W, 16-12
2/13	(1) MERCER	W, 17-8
2/20	(1) at Towson	W, 19-7
2/27	(2) AIR FORCE	W, 17-7
3/7	(2) at Richmond (16)	W, 13-6
3/10	(2) HIGH POINT (18)	W, 27-8
3/14	(2) at Jacksonville	W, 17-6
3/25	(1) SYRACUSE * (4)	W, 15-14
4/1	(2) NORTH CAROLINA * (1)	W, 12-11 (OT)
4/10	(1) at Notre Dame * (5)	L, 8-13
4/15	(3) at Virginia * (4)	W, 13-12 (OT)
4/22	(3) NOTRE DAME * (2)	W, 13-12 (OT)
5/2	(2) at North Carolina * (3)	L, 12-15
5/16	(3) vs. High Point (a) (18)	W, 16-10
5/23	(3) vs. Loyola (b) (12)	W, 10-9 (OT)
5/29	(3) vs. Maryland (c) (1)	L, 5-14

*(a) - NCAA First Round, Chapel Hill, N.C.**(b) - NCAA Quarterfinal, Notre Dame, Ind.**(c) - NCAA Semifinal, Hartford, Conn.***2022 (11-6, 3-3 ACC)****FNR: 11****► H: 8-2 • A: 2-3 • N: 1-1**

2/4	(3) ROBERT MORRIS	W, 21-12
2/7	(3) VERMONT	W, 15-7
2/11	(2) MANHATTAN	W, 17-7
2/13	(2) JACKSONVILLE	L, 12-14
2/19	(7) DENVER (11)	W, 19-10
2/22	(7) DELAWARE (17)	W, 19-14
2/26	(7) vs. Penn (a) (11)	L, 13-14 (OT)
3/1	(10) at High Point	W, 18-14
3/5	(10) RICHMOND (19)	W, 14-8
3/13	(9) at Loyola	L, 10-12
3/19	(12) vs. Towson (b)	W, 14-7
3/26	(10) at Syracuse	L, 10-14
4/2	(15) at North Carolina (9)	W, 15-6
4/9	(10) NOTRE DAME (16)	L, 15-16
4/14	(13) VIRGINIA (6)	W, 17-8
5/1	(9) NORTH CAROLINA (18)	W, 19-11
5/7	(9) at Notre Dame (6)	L, 14-16

*(a) - Levittown, NY.**(b) - Washington D.C. - Audi Field***2023 (16-3, 5-1 ACC)****FNR: 2****► H: 8-2 • A: 2-3 • N: 1-1**

2/4	Bellarmine (7)	W, 19-7
2/7	High Point (7)	W, 20-8
2/11	(17) at Jacksonville (8)	L, 12-13
2/17	Denver (13)	W, 14-13 (OT)
2/25	(8) at Penn (10)	W, 14-12
3/5	(20) at Syracuse (5)	W, 14-13 (OT)
3/10	(7) Loyola (4)	W, 17-9
3/17	(14) North Carolina (4)	W, 15-8
3/20	Air Force (4)	W, 18-6
3/25	at Saint Joseph's (4)	W, 12-9
3/31	(1) at Virginia (4)	W, 16-14
4/8	(2) at Notre Dame (1)	L, 12-17
4/15	(3) Virginia (2)	W, 15-14
4/29	(19) Syracuse (2)	W, 18-15
5/7	vs. Merrimack (1) (a)	W, 14-2
5/14	(19) Delaware (1) (b)	W, 12-11
5/20	(15) Michigan (1)	W, 15-8
5/27	(4) Penn State (1)	W, 16-15 (OT)
5/29	(3) Notre Dame (1)	L, 9-13

*(a) - Bethpage, NY.**(b) - NCAA First Round, Durham, N.C.**(c) - NCAA Quarterfinal, Albany, N.C.**(d) - NCAA Semifinal, Philadelphia, Pa.**(e) - NCAA Final, Philadelphia, Pa.*

ALL-TIME RESULTS

DUKE VS. USILA TOP 20

1973 vs. Ranked : 0-4 | Ranked Higher: NA | Ranked Lower: NA | Not Ranked: 0-4

Date	Opponent	Duke Rank	Opp. Rank	Result
3/28/73	Denison	NR	17	L, 8-15
4/14/73	Washington College	NR	12	L, 8-18
4/18/73	Washington & Lee	NR	7	L, 7-26
4/26/73	North Carolina	NR	20	L, 10-11

1974 vs. Ranked : 0-4 | Ranked Higher: NA | Ranked Lower: 0-1 | Not Ranked: 0-3

Date	Opponent	Duke Rank	Opp. Rank	Result
3/9/74	Maryland	NR	1	L, 9-26
4/6/74	Virginia	NR	2	L, 5-19
4/13/74	Washington & Lee	NR	4	L, 7-16
4/25/74	North Carolina	18	15	L, 15-17

1975 vs. Ranked : 0-3 | Ranked Higher: NA | Ranked Lower: NA | Not Ranked: 0-3

Date	Opponent	Duke Rank	Opp. Rank	Result
3/23/75	Air Force	NR	18	L, 7-10
4/12/75	Virginia	NR	4	L, 8-22
4/26/75	North Carolina	NR	13	L, 5-13

1976 vs. Ranked : 0-1 | Ranked Higher: NA | Ranked Lower: NA | Not Ranked: 0-1

Date	Opponent	Duke Rank	Opp. Rank	Result
4/21/76	North Carolina	NR	4	L, 4-24

1977 vs. Ranked : 0-3 | Ranked Higher: NA | Ranked Lower: NA | Not Ranked: 0-3

Date	Opponent	Duke Rank	Opp. Rank	Result
3/27/77	Maryland	NR	1	L, 2-19
4/13/77	NC State	NR	17	L, 6-14
4/23/77	North Carolina	NR	12	L, 7-12

1978 vs. Ranked : 0-4 | Ranked Higher: 0-1 | Ranked Lower: 0-3 | Not Ranked: NA

Date	Opponent	Duke Rank	Opp. Rank	Result
3/26/78	Maryland	13	3	L, 7-14
3/29/78	Delaware	12	14	L, 13-14
4/12/78	NC State	14	11	L, 15-17
4/19/78	North Carolina	13	10	L, 10-17

1979 vs. Ranked : 0-3 | Ranked Higher: NA | Ranked Lower: NA | Not Ranked: 0-3

Date	Opponent	Duke Rank	Opp. Rank	Result
3/28/79	Maryland	NR	3	L, 9-22
4/14/79	North Carolina	NR	9	L, 4-9
4/18/79	NC State	NR	10	L, 9-21

1980 vs. Ranked : 0-3 | Ranked Higher: NA | Ranked Lower: NA | Not Ranked: 0-3

Date	Opponent	Duke Rank	Opp. Rank	Result
3/25/80	Maryland	NR	5	L, 7-16
4/12/80	North Carolina	NR	5	L, 6-10
4/23/80	Washington & Lee	NR	3	L, 4-15

1981 vs. Ranked : 0-2 | Ranked Higher: NA | Ranked Lower: NA | Not Ranked: 0-2

Date	Opponent	Duke Rank	Opp. Rank	Result
4/1/81	NC State	NR	10	L, 12-17
4/12/81	North Carolina	NR	2	L, 5-22

1982 vs. Ranked : 0-2 | Ranked Higher: NA | Ranked Lower: NA | Not Ranked: 0-2

Date	Opponent	Duke Rank	Opp. Rank	Result
3/23/82	Maryland	NR	4	L, 8-15
4/13/82	North Carolina	NR	1	L, 5-18

1983 vs. Ranked : 0-2 | Ranked Higher: NA | Ranked Lower: NA | Not Ranked: 0-2

Date	Opponent	Duke Rank	Opp. Rank	Result
3/26/83	Virginia	NR	4	L, 4-15
4/12/83	North Carolina	NR	5	L, 5-19

1984 vs. Ranked : 0-2 | Ranked Higher: NA | Ranked Lower: NA | Not Ranked: 0-2

Date	Opponent	Duke Rank	Opp. Rank	Result
3/24/84	Virginia	NR	3	L, 4-19
4/11/84	North Carolina	NR	3	L, 4-18

1985 vs. Ranked : 0-2 | Ranked Higher: NA | Ranked Lower: NA | Not Ranked: 0-2

Date	Opponent	Duke Rank	Opp. Rank	Result
4/10/85	North Carolina	NR	3	L, 9-11
4/13/85	Virginia	NR	4	L, 9-17

1986 vs. Ranked : 1-2 | Ranked Higher: NA | Ranked Lower: 1-2 | Not Ranked: NA

Date	Opponent	Duke Rank	Opp. Rank	Result
4/5/86	UMBC	15	8	W, 7-5
4/12/86	Virginia	9	7	L, 8-13
4/19/86	North Carolina	11	7	L, 8-9

1987 vs. Ranked : 2-1 | Ranked Higher: NA | Ranked Lower: 1-0 | Not Ranked: 1-1

Date	Opponent	Duke Rank	Opp. Rank	Result
3/28/87	Loyola	NR	10	L, 12-16
4/11/87	Virginia	NR	7	W, 15-12
4/18/87	North Carolina	15	3	W, 10-9

1988 vs. Ranked : 1-1 | Ranked Higher: NA | Ranked Lower: NA | Not Ranked: 1-1

Date	Opponent	Duke Rank	Opp. Rank	Result
4/16/88	Loyola	NR	5	W, 9-8 (OT)
4/23/88	North Carolina	NR	3	L, 9-18

1989 vs. Ranked : 2-3 | Ranked Higher: NA | Ranked Lower: 1-1 | Not Ranked: 1-3

Date	Opponent	Duke Rank	Opp. Rank	Result
4/1/89	Navy	NR	3	W, 10-8
4/15/89	Loyola	NR	3	L, 9-14
4/22/89	North Carolina	NR	6	L, 8-14
4/28/89	Maryland	15	4	W, 7-6
4/29/89	North Carolina	15	5	L, 6-18

1990 vs. Ranked : 0-6 | Ranked Higher: NA | Ranked Lower: 0-3 | Not Ranked: 0-3

Date	Opponent	Duke Rank	Opp. Rank	Result
3/11/90	Maryland	14	6	L, 8-9 (20T)
3/17/90	Virginia	14	5	L, 8-21
3/31/90	Navy	NR	13	L, 8-12
4/14/90	Loyola	17	4	L, 5-13
4/21/90	North Carolina	NR	5	L, 13-26
4/27/90	Virginia	NR	7	L, 13-18

1991 vs. Ranked : 2-3 | Ranked Higher: 1-0 | Ranked Lower: 1-3 | Not Ranked: NA

Date	Opponent	Duke Rank	Opp. Rank	Result
3/23/91	North Carolina	17	2	L, 6-15
3/30/91	Navy	18	12	L, 8-9
4/13/91	Loyola	17	6	W, 11-10
4/21/91	Villanova	11	20	W, 12-6
4/26/91	North Carolina	11	1	L, 8-11

1992 vs. Ranked : 2-5 | Ranked Higher: 1-0 | Ranked Lower: 1-5 | Not Ranked: NA

Date	Opponent	Duke Rank	Opp. Rank	Result
3/28/92	Syracuse	11	3	L, 12-15
3/29/92	Brown	11	7	L, 4-16
4/11/92	Loyola	15	4	W, 10-5
4/15/92	North Carolina	14	2	L, 8-9
4/24/92	Maryland	12	5	L, 6-8
5/2/92	Georgetown	14	19	W, 17-11
5/9/92	Maryland	12	4	L, 11-13

1993 vs. Ranked : 3-5 | Ranked Higher: 2-2 | Ranked Lower: 1-3 | Not Ranked: NA

Date	Opponent	Duke Rank	Opp. Rank	Result
3/6/93	Maryland	8	7	W, 9-5
3/13/93	Virginia	8	5	L, 10-14
3/20/93	Navy	8	11	L, 11-12
4/4/93	Massachusetts	11	15	L, 11-12
4/9/93	Notre Dame	9	12	W, 13-7
4/17/93	North Carolina	9	1	L, 9-13
4/23/93	North Carolina	11	1	L, 6-13
5/1/93	Georgetown	12	17	W, 10-9

ALL-TIME RESULTS

DUKE VS. USILA TOP 20

1994 vs. Ranked : 5-5 | Ranked Higher: 3-1 | Ranked Lower: 2-4 | Not Ranked: NA

Date	Opponent	Duke Rank	Opp. Rank	Result
3/5/94	Maryland	9	13	L, 12-13 (OT)
3/12/94	Brown	9	10	W, 12-11
3/19/94	Navy	9	7	W, 14-9
3/23/94	North Carolina	9	8	L, 9-23
3/27/94	Georgetown	9	13	W, 11-10 (OT)
4/16/94	Virginia	9	2	W, 9-8
4/22/94	Virginia	7	4	L, 13-19
5/5/94	Princeton	7	2	L, 7-8
5/14/94	Maryland	7	9	W, 14-9
5/21/94	Syracuse	7	1	L, 11-12

1995 vs. Ranked : 7-4 | Ranked Higher: 5-3 | Ranked Lower: 2-1 | Not Ranked: NA

Date	Opponent	Duke Rank	Opp. Rank	Result
3/4/95	Maryland	9	10	L, 6-8
3/11/95	Brown	9	8	W, 10-7
3/18/95	Navy	9	11	W, 11-9
3/25/95	Georgetown	7	11	W, 14-9
3/29/95	North Carolina	7	8	L, 8-13
4/1/95	Harvard	7	19	W, 13-11
4/5/95	Massachusetts	8	9	W, 9-8
4/9/95	Hobart	8	18	W, 17-7
4/15/95	Virginia	7	2	L, 13-15
4/21/95	Virginia	7	2	W, 17-10
5/13/95	Notre Dame	5	15	L, 10-12

1996 vs. Ranked : 4-5 | Ranked Higher: 3-2 | Ranked Lower: 1-3 | Not Ranked: NA

Date	Opponent	Duke Rank	Opp. Rank	Result
3/9/96	Brown	9	8	L, 9-11
3/16/96	Navy	10	18	W, 15-4
3/19/96	North Carolina	9	6	W, 11-10
3/24/96	Georgetown	9	11	W, 15-5
3/30/96	Harvard	8	16	L, 13-15
4/6/96	Massachusetts	10	18	L, 9-13
4/13/96	Virginia	13	3	L, 10-16
4/19/96	North Carolina	11	4	L, 8-18
4/27/96	Hobart	14	20	W, 20-5

1997 vs. Ranked : 10-4 | Ranked Higher: 7-1 | Ranked Lower: 3-3 | Not Ranked: NA

Date	Opponent	Duke Rank	Opp. Rank	Result
3/8/97	Brown	5	13	L, 8-9 (OT)
3/12/97	North Carolina	11	8	W, 8-7
3/16/97	Navy	11	4	W, 12-9
3/22/97	Georgetown	5	6	W, 8-7
3/29/97	Harvard	4	19	W, 16-5
4/5/97	Massachusetts	3	12	W, 8-7 (20T)
4/12/97	Virginia	3	2	L, 14-17
4/18/97	Maryland	3	7	W, 17-10
4/20/97	Virginia	3	2	L, 6-12
4/26/97	Hobart	3	20	W, 18-5
5/3/97	Penn State	3	13	W, 7-6 (OT)
5/10/97	Brown	5	11	W, 11-6
5/18/97	Johns Hopkins	5	4	W, 12-11 (OT)
5/24/97	Princeton	5	1	L, 9-10

1998 vs. Ranked : 9-3 | Ranked Higher: 9-1 | Ranked Lower: 0-2 | Not Ranked: NA

Date	Opponent	Duke Rank	Opp. Rank	Result
3/7/98	Brown	8	13	W, 19-6
3/11/98	North Carolina	7	8	W, 13-9
3/15/98	Navy	7	14	W, 7-6
3/22/98	Georgetown	5	8	W, 8-7
3/28/98	Harvard	6	17	W, 18-6
4/4/98	Massachusetts	5	8	W, 15-4
4/11/98	Virginia	3	7	L, 11-12
4/17/98	Virginia	6	5	L, 9-11
4/25/98	Hobart	6	10	W, 19-6
5/1/98	Penn State	6	15	W, 10-6
5/9/98	North Carolina	7	10	W, 16-14
5/16/98	Princeton	7	1	L, 9-11

1999 vs. Ranked : 10-4 | Ranked Higher: 7-1 | Ranked Lower: 3-3 | Not Ranked: NA

Date	Opponent	Duke Rank	Opp. Rank	Result
3/17/99	UMBC	3	19	W, 12-7
3/21/99	Navy	3	11	W, 9-4
3/27/99	Georgetown	2	6	W, 10-8
4/14/99	North Carolina	2	15	L, 9-10
4/18/99	Virginia	2	4	W, 10-9 (OT)
4/23/99	North Carolina	3	14	W, 9-7
4/25/99	Virginia	3	5	L, 7-8
5/1/99	Penn State	4	11	W, 22-9
5/22/99	Georgetown	3	5	L, 14-17

2000 vs. Ranked : 10-4 | Ranked Higher: 7-1 | Ranked Lower: 3-3 | Not Ranked: NA

Date	Opponent	Duke Rank	Opp. Rank	Result
3/11/00	Loyola	4	6	L, 10-11
3/22/00	North Carolina	9	6	W, 13-8
3/27/00	Georgetown	5	7	W, 13-12
3/29/00	UMBC	5	19	W, 13-11
4/2/00	Harvard	5	13	W, 14-8
4/9/00	Army	5	7	W, 17-6
4/15/00	Virginia	5	2	L, 7-12
4/21/00	Maryland	6	9	L, 6-7
4/28/00	Penn State	8	19	W, 6-5
5/13/00	Hobart	8	12	W, 13-1
5/21/00	Virginia	8	2	L, 9-10

2001 vs. Ranked : 5-4 | Ranked Higher: 3-1 | Ranked Lower: 2-3 | Not Ranked: NA

Date	Opponent	Duke Rank	Opp. Rank	Result
3/10/01	Loyola	9	5	L, 8-10
3/17/01	Brown	11	12	W, 16-10
3/21/01	North Carolina	10	12	W, 11-8
3/25/01	Georgetown	10	4	L, 7-14
4/14/01	Virginia	15	9	W, 10-9
4/20/01	North Carolina	12	17	W, 11-9
4/22/01	Maryland	12	3	W, 10-6
4/28/01	Hofstra	9	15	L, 10-15
5/12/01	Towson	12	9	L, 10-12

2002 vs. Ranked : 4-7 | Ranked Higher: 2-5 | Ranked Lower: 2-2 | Not Ranked: NA

Date	Opponent	Duke Rank	Opp. Rank	Result
3/9/02	Loyola	3	8	L, 9-11
3/20/02	North Carolina	5	9	L, 7-9
3/24/02	Georgetown	5	7	L, 7-9
3/30/02	Harvard	9	19	W, 10-7
4/5/02	Princeton	8	12	L, 6-7 (30T)
4/7/02	Yale	8	13	W, 11-6
4/13/02	Virginia	12	2	L, 10-15
4/19/02	Maryland	12	6	W, 8-7 (OT)
4/21/02	Virginia	12	1	W, 14-13
4/26/02	Hofstra	7	9	L, 6-14
5/18/02	Syracuse	9	2	L, 9-10

ALL-TIME RESULTS

DUKE VS. USILA TOP 20

2003 vs. Ranked : 2-6 | Ranked Higher: 0-1 | Ranked Lower: 2-5 | Not Ranked: NA

Date	Opponent	Duke Rank	Opp. Rank	Result
3/8/03	Loyola	10	8	W, 10-4
3/19/03	North Carolina	8	13	L, 9-14
3/23/03	Georgetown	8	5	L, 5-6 (OT)
4/5/03	Johns Hopkins	10	1	L, 6-19
4/12/03	Virginia	12	6	L, 8-11
4/18/03	Maryland	13	5	W, 7-6
4/20/03	Virginia	13	4	L, 6-12
4/26/03	Hofstra	11	9	L, 8-9

2004 vs. Ranked : 1-8 | Ranked Higher: 1-3 | Ranked Lower: 0-5 | Not Ranked: 0-1

Date	Opponent	Duke Rank	Opp. Rank	Result
3/6/04	Maryland	6	2	L, 12-17
3/13/04	Loyola	8	12	W, 11-3
3/20/04	North Carolina	5	8	L, 9-10 (OT)
3/27/04	Georgetown	7	6	L, 8-9
4/3/04	Ohio State	8	17	L, 9-16
4/10/04	Johns Hopkins	13	2	L, 5-6
4/17/04	Virginia	13	18	L, 4-13
4/23/04	Maryland	16	3	L, 7-10
5/7/04	Army	NR	18	L, 7-13

2005 vs. Ranked : 8-3 | Ranked Higher: 8-1 | Ranked Lower: 0-2 | Not Ranked: NA

Date	Opponent	Duke Rank	Opp. Rank	Result
3/8/05	Penn State	4	17	W, 12-2
3/19/05	North Carolina	3	15	W, 12-10
3/26/05	Georgetown	3	5	W, 12-3
4/8/05	Johns Hopkins	2	1	L, 10-11 (2OT)
4/16/05	Virginia	2	3	W, 17-2
4/23/05	Army	2	7	W, 19-9
5/1/05	Maryland	2	10	L, 5-11
5/13/05	Fairfield	2	15	W, 23-4
5/22/05	Cornell	2	5	W, 11-8
5/28/05	Maryland	2	4	W, 18-9
5/30/05	Johns Hopkins	2	1	L, 8-9

2006 vs. Ranked : 1-1 | Ranked Higher: 1-1 | Ranked Lower: NA | Not Ranked: NA

Date	Opponent	Duke Rank	Opp. Rank	Result
3/11/06	Loyola	3	20	W, 9-7
3/21/06	Cornell	2	3	L, 7-11

2007 vs. Ranked : 11-2 | Ranked Higher: 10-1 | Ranked Lower: 1-1 | Not Ranked: NA

Date	Opponent	Duke Rank	Opp. Rank	Result
3/2/07	Maryland	2	6	W, 14-7
3/17/07	North Carolina	4	13	W, 9-7
3/20/07	Cornell	5	1	L, 6-7
3/24/07	Georgetown	5	7	W, 6-4
3/30/07	Delaware	5	12	W, 12-6
4/7/07	Johns Hopkins	4	9	W, 11-9
4/14/07	Virginia	4	3	W, 7-6 (OT)
4/21/07	Army	3	19	W, 11-5
4/27/07	North Carolina	2	9	W, 13-9
4/29/07	Virginia	2	3	W, 12-9
5/20/07	North Carolina	2	9	W, 19-11
5/26/07	Cornell	2	1	W, 12-11
5/28/07	Johns Hopkins	2	5	L, 11-12

2008 vs. Ranked : 11-2 | Ranked Higher: 11-2 | Ranked Lower: NA | Not Ranked: NA

Date	Opponent	Duke Rank	Opp. Rank	Result
2/16/08	Bucknell	2	15	W, 16-4
3/1/08	Maryland	2	3	W, 15-7
3/8/08	Loyola	2	13	W, 18-4
3/15/08	North Carolina	1	3	W, 19-9
3/22/08	Georgetown	1	10	L, 7-11
4/3/08	Johns Hopkins	2	11	W, 17-6
4/12/08	Virginia	2	3	W, 19-9
4/19/08	Army	2	8	W, 10-6
4/25/08	North Carolina	4	12	W, 17-6
4/27/08	Virginia	2	3	W, 11-9
5/10/08	Loyola	1	18	W, 12-7
5/18/08	Ohio State	1	12	W, 21-10
5/24/08	Johns Hopkins	1	4	L, 9-10

2009 vs. Ranked : 10-8 | Ranked Higher: 1-3 | Ranked Lower: 0-5 | Not Ranked: 0-1

Date	Opponent	Duke Rank	Opp. Rank	Result
2/14/09	Bucknell	6	20	W, 11-7
2/20/09	Colgate	5	15	W, 9-8
2/28/09	Maryland	10	11	L, 8-11
3/7/09	Loyola	13	14	W, 11-9
3/14/09	North Carolina	10	8	W, 12-8
3/17/09	Cornell	8	3	L, 6-10
3/21/09	Georgetown	8	19	W, 9-5
4/11/09	Virginia	8	1	W, 15-10
4/24/09	Virginia	6	1	W, 16-5
4/26/09	North Carolina	6	8	W, 15-13
5/9/09	Navy	3	12	W, 14-5
5/17/09	North Carolina	3	6	W, 12-11
5/23/09	Syracuse	3	1	L, 7-17

2010 vs. Ranked : 10-4 | Ranked Higher: 6-1 | Ranked Lower: 4-3 | Not Ranked: NA

Date	Opponent	Duke Rank	Opp. Rank	Result
2/13/10	Bucknell	2	19	W, 12-11 (OT)
2/20/10	Notre Dame	2	9	L, 7-11
3/6/10	Maryland	9	6	L, 11-12 (OT)
3/10/10	North Carolina	10	4	L, 7-13
3/13/10	Loyola	10	8	W, 8-5
3/27/10	Georgetown	7	10	W, 15-10
3/30/10	Brown	7	16	W, 11-10
4/2/10	Harvard	7	15	W, 14-5
4/17/10	Virginia	5	1	W, 13-9
4/23/10	Virginia	4	1	L, 12-16
5/15/10	Johns Hopkins	5	14	W, 18-5
5/22/10	North Carolina	5	4	W, 17-9
5/29/10	Virginia	5	1	W, 14-3
5/31/10	Notre Dame	5	20	W, 6-5 (OT)

2011 vs. Ranked : 7-5 | Ranked Higher: 3-4 | Ranked Lower: 4-1 | Not Ranked: NA

Date	Opponent	Duke Rank	Opp. Rank	Result
2/20/11	Notre Dame	5	7	L, 7-11
3/5/11	Maryland	15	3	W, 9-8 (OT)
3/11/11	Loyola	12	10	W, 14-9
3/17/11	North Carolina	7	8	W, 14-9
4/3/11	Syracuse	3	1	L, 11-13
4/9/11	Denver	4	10	L, 9-12
4/16/11	Virginia	10	7	W, 13-11
4/22/11	Virginia	6	10	W, 19-10
4/24/11	Maryland	6	7	L, 9-11
5/14/11	Delaware	6	14	W, 15-14
5/22/11	Notre Dame	6	5	W, 7-5
5/28/11	Maryland	6	8	L, 4-9

ALL-TIME RESULTS

DUKE VS. USILA TOP 20

2012 vs. Ranked : 10-4 | Ranked Higher: 6-1 | Ranked Lower: 4-3 | Not Ranked: NA

Date	Opponent	Duke Rank	Opp. Rank	Result
2/18/12	Notre Dame	4	9	L, 3-7
2/24/12	Penn	10	17	W, 12-8
3/3/12	Maryland	10	5	L, 7-10
3/10/12	Loyola	11	9	L, 8-13
3/16/12	North Carolina	15	11	W, 13-11
3/24/12	Georgetown	10	18	W, 13-11
4/1/12	Syracuse	8	14	W, 12-10
4/13/12	Virginia	7	1	W, 13-5
4/20/12	Maryland	7	8	W, 6-5
4/22/12	North Carolina	7	9	W, 12-9
4/27/12	Denver	4	16	L, 9-15
5/12/12	Syracuse	3	16	W, 12-9
5/26/12	Maryland	3	10	L, 10-16

2013 vs. Ranked : 5-4 | Ranked Higher: 3-1 | Ranked Lower: 2-3 | Not Ranked: NA

Date	Opponent	Duke Rank	Opp. Rank	Result
2/9/13	Denver	6	9	L, 12-14
2/16/13	Notre Dame	6	3	L, 5-13
3/2/13	Maryland	19	1	L, 7-16
3/13/13	North Carolina	17	6	W, 11-8
4/26/13	North Carolina	5	1	L, 17-18
5/12/13	Loyola	4	9	W, 12-11 (20T)
5/19/13	Notre Dame	4	7	W, 12-11
5/25/13	Cornell	4	8	W, 16-14
5/27/13	Syracuse	4	2	W, 16-10

2014 vs. Ranked : 10-3 | Ranked Higher: 8-3 | Ranked Lower: 2-0 | Not Ranked: NA

Date	Opponent	Duke Rank	Opp. Rank	Result
2/15/14	Denver	3	4	W, 14-10
2/21/14	Penn	2	18	W, 9-6
2/26/14	Maryland	1	3	L, 6-10
3/9/14	Loyola	4	5	L, 7-14
3/15/14	North Carolina	6	4	W, 9-8 (OT)
3/23/14	Syracuse	3	6	W, 21-7
4/5/14	Notre Dame	3	7	W, 15-7
4/11/14	Virginia	2	8	W, 17-15
4/25/14	Syracuse	2	4	L, 15-16
5/11/14	Air Force	3	17	W, 20-9
5/18/14	Johns Hopkins	3	8	W, 19-11
5/24/14	Denver	3	2	W, 15-12
5/26/14	Notre Dame	3	5	W, 11-9

2015 vs. Ranked : 5-6 | Ranked Higher: 3-1 | Ranked Lower: 2-5 | Not Ranked: NA

Date	Opponent	Duke Rank	Opp. Rank	Result
2/14/15	Denver	3	1	L, 13-17
2/28/15	Harvard	6	10	W, 21-14
3/7/15	Loyola	5	12	W, 14-8
3/22/15	Syracuse	4	1	L, 7-19
3/29/15	North Carolina	6	4	L, 14-15
4/4/15	Notre Dame	7	1	L, 10-15
4/12/15	Virginia	7	6	W, 15-7
4/15/15	Stony Brook	6	20	W, 17-11
4/24/15	Notre Dame	6	1	W, 13-8
4/26/15	Syracuse	6	4	L, 14-15
5/9/15	Ohio State	4	12	L, 11-16

2016 vs. Ranked : 4-7 | Ranked Higher: 2-3 | Ranked Lower: 2-4 | Not Ranked: NA

Date	Opponent	Duke Rank	Opp. Rank	Result
2/20/16	Denver	3	2	L, 12-14
3/5/16	Harvard	4	12	L, 9-14
3/12/16	Loyola	7	9	W, 15-6
3/22/16	Air Force	9	20	L, 9-10 (OT)
3/26/16	Syracuse	9	5	W, 16-15 (OT)
4/1/16	North Carolina	8	15	L, 16-17 (OT)
4/10/16	Notre Dame	12	2	L, 6-8
4/22/16	Marquette	13	15	W, 16-1
4/29/16	Notre Dame	13	4	W, 10-9 (OT)
5/1/16	Syracuse	13	8	L, 8-14
5/14/16	Loyola	8	7	L, 11-16

2017 vs. Ranked : 6-5 | Ranked Higher: 2-3 | Ranked Lower: 2-4 | Not Ranked: NA

Date	Opponent	Duke Rank	Opp. Rank	Result
2/5/17	Air Force	7	19	L, 10-11
2/18/17	Denver	14	1	L, 9-14
3/5/17	Richmond	17	16	W, 9-8
3/11/17	Loyola	16	12	W, 15-7
3/25/17	Syracuse	11	5	L, 11-12 (OT)
4/2/17	North Carolina	11	16	W, 12-8
4/8/17	Notre Dame	10	3	W, 11-8
4/15/17	Virginia	9	18	W, 20-11
4/28/17	Notre Dame	4	6	L, 6-7
5/13/17	Johns Hopkins	6	9	W, 19-6
5/20/17	Ohio State	6	3	L, 11-16

2018 vs. Ranked : 8-4 | Ranked Higher: 6-4 | Ranked Lower: 2-0 | Not Ranked: NA

Date	Opponent	Duke Rank	Opp. Rank	Result
2/3/18	Air Force	2	17	W, 18-4
2/16/18	Denver	2	4	W, 15-12
2/24/18	Penn	1	17	L, 9-10
3/10/18	Loyola	3	6	W, 13-9
3/24/18	Syracuse	3	13	L, 14-15
4/7/18	Notre Dame	5	10	W, 8-2
4/14/18	Virginia	4	10	W, 18-13
4/27/18	Notre Dame	1	16	L, 11-14
5/12/18	Villanova	3	17	W, 17-11
5/20/18	Johns Hopkins	3	2	W, 14-9
5/26/18	Maryland	3	1	W, 13-8
5/28/18	Yale	3	5	L, 11-13

2019 vs. Ranked : 8-3 | Ranked Higher: 6-2 | Ranked Lower: 2-1 | Not Ranked: NA

Date	Opponent	Duke Rank	Opp. Rank	Result
2/16/19	Denver	8	5	W, 10-9
3/1/19	Richmond	6	16	W, 11-7
3/7/19	Loyola	5	2	W, 12-7
3/16/19	Towson	2	5	W, 12-10
3/24/19	Syracuse	2	12	L, 8-9 (OT)
4/6/19	Notre Dame	6	9	W, 14-8
4/13/19	Virginia	6	4	W, 12-7
4/27/19	Notre Dame	3	11	L, 10-12
5/12/19	Richmond	5	20	W, 12-11
5/18/19	Notre Dame	5	9	W, 14-13 (OT)
5/25/19	Virginia	5	4	L, 12-13 (20T)

2020 vs. Ranked : 3-1 | Ranked Higher: 1-1 | Ranked Lower: 2-0 | Not Ranked: NA

Date	Opponent	Duke Rank	Opp. Rank	Result
2/15/20	Denver	11	8	W, 15-13
2/22/20	Penn	5	7	L, 11-14
2/28/20	Richmond	13	20	W, 16-15 (OT)
3/7/20	Loyola	12	11	W, 13-10

ALL-TIME RESULTS DUKE VS. USILA TOP 20

2021 vs. Ranked : 9-3 | Ranked Higher: 7-2 | Ranked Lower: 2-1 | Not Ranked: NA

Date	Opponent	Duke Rank	Opp. Rank	Result
2/5/21	Denver	1	7	W, 12-10
3/7/21	Richmond	2	16	W, 13-6
3/10/21	High Point	2	18	W, 27-8
3/25/21	Syracuse	1	4	W, 15-14
4/1/21	North Carolina	1	2	W, 12-11 (OT)
4/10/21	Notre Dame	1	5	L, 8-13
4/15/21	Virginia	3	4	W, 13-12 (OT)
4/22/21	Notre Dame	3	2	W, 13-12 (OT)
5/2/21	North Carolina	2	3	L, 12-15
5/16/21	High Point	3	18	W, 16-10
5/23/21	Loyola	3	12	W, 10-9 (OT)
5/29/21	Maryland	3	1	L, 5-14

2022 vs. Ranked : 6-3 | Ranked Higher: 5-2 | Ranked Lower: 1-1 | Not Ranked: NA

Date	Opponent	Duke Rank	Opp. Rank	Result
2/19/22	Denver	7	11	W, 19-10
2/22/22	Delaware	7	17	W, 19-14
2/26/22	Penn	7	11	L, 13-14 (OT)
3/5/22	Richmond	10	19	W, 14-8
4/2/22	North Carolina	9	15	W, 15-6
4/9/22	Notre Dame	10	16	L, 15-16
4/14/22	Virginia	13	6	W, 17-8
5/1/22	North Carolina	9	18	W, 19-11
5/7/22	Notre Dame	9	6	L, 14-16

2023 vs. Ranked : 10-3 | Ranked Higher: 8-3 | Ranked Lower: 2-0 | Not Ranked: NA

Date	Opponent	Duke Rank	Opp. Rank	Result
2/11/23	Jacksonville	7	17	L, 12-13
2/25/23	Penn	10	8	W, 14-12
3/5/23	Syracuse	5	20	W, 14-13
3/10/23	Loyola	4	7	W, 17-9
3/17/23	North Carolina	4	14	W, 15-8
3/31/23	Virginia	4	1	W, 16-14
4/8/23	Notre Dame	1	2	L, 12-17
4/15/23	Virginia	2	3	W, 15-14
4/29/23	Syracuse	2	19	W, 18-15
5/14/23	Delaware	1	19	W, 12-11
5/20/23	Michigan	1	15	W, 15-8
5/27/23	Penn State	1	4	W, 16-15 (OT)
5/29/23	Notre Dame	1	3	L, 9-13

ALL-TIME OPPONENT SERIES RESULTS

Adelphi	2-0	Mercer	5-0
Air Force	9-5	Merrimack	1-0
Amherst	0-4	Michigan	1-0
Army	5-8	Michigan State	3-0
Baltimore	5-8	Mount St. Mary's	2-0
Bellarmine	3-0	Mount Washington	0-1
Boston College	9-0	Navy	10-24
Boston University	5-0	New Hampshire	1-2
Brown	11-7	North Carolina	37-43
Bucknell	3-0	N.C. State	4-6
Butler	10-0	Notre Dame	16-15
Canisius	4-0	Oberlin	0-1
Clemson	2-0	Ohio State	7-4
The Citadel	1-0	Ohio Wesleyan	4-0
Cleveland State	2-0	Pennsylvania	6-7
Colgate	7-2	Penn State	9-0
Cornell	4-6	Presbyterian	3-0
Cortland State	0-1	Princeton	1-8
Dartmouth	15-0	Providence	2-0
Delaware	8-7	RPI	0-5
Denison	0-3	Radford	3-0
Denver	11-6	Randolph-Macon	5-2
Drexel	5-1	Rennsalaer Poly	4-2
East Carolina	5-0	Richmond	7-1
Fairfield	1-0	Roanoke	10-6
Fairleigh-Dickinson	3-3	Rutgers	3-1
Franklin & Marshall	3-0	St. Andrews	3-0
Furman	3-0	St. John's	6-1
George Washington	2-0	St. Mary's College	3-0
Georgetown	24-6	Sacred Heart	2-0
Georgia	2-0	Saint Joseph's	3-0
Georgia Tech	2-0	Salisbury State	2-2
Gettysburg	2-0	Siena	1-0
Guilford	14-1	South Carolina	1-0
Hampden-Sydney	5-0	Stony Brook	4-0
Hartwick	1-0	Swarthmore	1-5
Harvard	15-5	Syracuse	9-14
High Point	10-1	Towson	6-7
Hobart	6-3	Tulane	2-0
Hofstra	0-6	UMBC	15-3
Holy Cross	4-0	Utah	1-0
Jacksonville	11-2	Vermont	5-0
Johns Hopkins	8-11	Villanova	9-1
Lehigh	6-0	Virginia	37-51
Loyola	24-13	Virginia Military Ins.	3-0
Lynchburg College	2-1	Virginia Tech	2-1
Marist	2-0	Washington & Lee	17-30
Marquette	7-0	Washington College	5-5
Maryland	20-61	West Chester	1-0
Massachusetts	4-3	William & Mary	8-5
		Williams College	8-0
		Wittenberg	0-1
		Yale	8-8-1

AIR FORCE (9-5)

REGULAR SEASON: 8-5	NCAA TOURNAMENT: 1-0	
3/26/1968	Boca Raton, Fla.	L, 2-15
4/26/1969	Durham, N.C.	W, 6-5
3/23/1975	Hero's Tournament	L, 7-10
4/1/1978	Durham, N.C.	W, 16-10
2/22/2003	Durham, N.C.	W, 13-8
5/6/2007	Durham, N.C.	W, 19-6
5/11/2014	Durham, N.C.	W, 20-9%
2/8/2015	Durham, N.C.	W, 13-7
3/22/2016	Durham, N.C.	L, 9-10 (OT)
2/5/2017	Durham, N.C.	L, 10-11
2/3/2018	Durham, N.C.	W, 18-4
2/1/2020	Durham, N.C.	L, 13-14
2/27/2021	Durham, N.C.	W, 17-7
3/20/2023	Durham, N.C.	W, 18-6
% NCAA Tournament		

ARMY (5-8)

1946	Manhasset, N.Y.	L, 10-18
1947	Manhasset, N.Y.	L, 6-14
1948	Manhasset, N.Y.	L, 4-11
1955	Manhasset, N.Y.	L, 3-18
1957	Manhasset, N.Y.	L, 4-10
1958	Manhasset, N.Y.	L, 2-20
1959	Manhasset, N.Y.	L, 3-22
2000	Manhasset, N.Y.	W, 17-6
2004	Manhasset, N.Y.	L, 7-13
2005	Manhasset, N.Y.	W, 19-9
4/21/2007	Durham, N.C.	W, 21-5
4/19/2008	Manhasset, N.Y.	W, 10-6
4/18/2009	Durham, N.C.	W, 10-6

BELLARMINE (3-0)

2/28/2006	Durham, N.C.	W, 16-1
3/31/2007	Durham, N.C.	W, 18-9
2/4/2023	Durham, N.C.	W, 19-7

BOSTON COLLEGE (9-0)

2/26/1983	Neutral Site	W, 9-5
3/4/1986	Durham, N.C.	W, 17-3
3/4/1987	Durham, N.C.	W, 21-2
3/5/1988	Durham, N.C.	W, 18-4
3/4/1989	Durham, N.C.	W, 22-8
3/7/1990	Durham, N.C.	W, 26-20
3/5/1996	Durham, N.C.	W, 23-10
3/4/1997	Durham, N.C.	W, 21-3
3/4/1998	Durham, N.C.	W, 20-2

BOSTON UNIVERSITY (5-0)

5/4/2014	Boston, Mass.	W, 16-11
5/3/2015	Durham, N.C.	W, 13-7
5/8/2016	Boston, Mass.	W, 15-8
5/7/2017	Bethpage, N.Y.	W, 18-8
5/6/2018	Durham, N.C.	W, 13-9

BROWN (11-7)

REGULAR SEASON: 10-7	NCAA TOURNAMENT: 1-0	
4/6/1959	Durham, N.C.	W, 6-5
4/11/1960	Durham, N.C.	W, 6-5
4/5/1961	Durham, N.C.	L, 6-10
4/6/1962	Durham, N.C.	L, 4-8
4/2/1963	Durham, N.C.	L, 3-7
3/29/1992	Providence, R.I.	L, 4-16
3/12/1994	Providence, R.I.	W, 12-11
3/11/1995	Durham, N.C.	W, 10-7
3/9/1996	Baltimore, Md.	L, 9-11
3/8/1997	Durham, N.C.	L, 8-9 (OT)
5/10/1997	West Point, N.Y.	W, 11-6 %
3/7/1998	Baltimore, Md.	W, 19-6
3/13/1999	Durham, N.C.	W, 10-5

3/18/2000	Providence, R.I.	L, 9-10
3/17/2001	Durham, N.C.	W, 16-10
3/30/2010	Durham, N.C.	W, 11-10
3/39/2011	Durham, N.C.	W, 12-7
3/27/2012	Durham, N.C.	W, 9-8
% NCAA Tournament		

BUCKNELL (3-0)

2/16/2008	Durham, N.C.	W, 16-4
2/14/2009	Durham, N.C.	W, 11-7
2/13/2010	Atlanta, Ga.	W, 12-11 (OT)

BUTLER (10-0)

2/13/2010	Atlanta, Ga.	W, 12-11 (OT)
3/9/1992	Durham, N.C.	W, 19-7
2/26/1994	Durham, N.C.	W, 20-6
2/25/1995	Durham, N.C.	W, 19-4
2/26/1999	Durham, N.C.	W, 20-5
2/27/2000	Durham, N.C.	W, 15-10
2/25/2001	Durham, N.C.	W, 12-4
2/23/2002	Durham, N.C.	W, 12-4
2/19/2005	Durham, N.C.	W, 12-8
2/18/2006	Durham, N.C.	W, 20-3

CANISIUS (4-0)

4/28/1995	Durham, N.C.	W, 18-6
3/12/1996	Durham, N.C.	W, 24-9
3/18/1998	Durham, N.C.	W, 22-2
3/16/2004	Durham, N.C.	W, 15-1

CLEMSON (2-0)

1939	Clemson, S.C.	W, 17-3
1940	Clemson, S.C.	W, 30-0

CLEVELAND STATE (2-0)

2/12/2017	Durham, N.C.	W, 22-7
3/18/2018	Cleveland, Ohio	W, 9-3

COLGATE (7-2)

REGULAR SEASON: 6-2	NCAA TOURNAMENT: 1-0	
1956	Durham, N.C.	L, 6-7
1957	Durham, N.C.	W, 5-3
1958	Durham, N.C.	W, 6-4
1960	Durham, N.C.	L, 0-19
3/14/1995	Durham, N.C.	W, 19-5
2/28/1999	Durham, N.C.	W, 21-10
3/18/2008	Durham, N.C.	W, 15-7
2/20/2009	Durham, N.C.	W, 9-8
5/20/2012	Philadelphia, Pa.	W, 17-6 %
% NCAA Tournament		

CORNELL (4-6)

REGULAR SEASON: 1-6	NCAA TOURNAMENT: 3-0	
4/3/1953	Durham, N.C.	W, 7-5
4/4/1958	Durham, N.C.	L, 4-12
3/29/1967	Boca Raton, Fla.	L, 4-22
3/30/1968	Boca Raton, Fla.	L, 4-15
5/22/2005	Princeton, N.J.	W, 11-8 %
3/21/2006	Durham, N.C.	L, 7-11
3/20/2007	Durham, N.C.	L, 6-7
5/26/2007	Baltimore, Md.	W, 12-11 %
3/17/2009	Durham, N.C.	L, 6-10

5/25/2013	Philadelphia, Pa.	W, 16-14%
% NCAA Tournament		
DARTMOUTH (15-0)		
1952	Durham, N.C.	W, 3-1
1953	Durham, N.C.	W, 12-8
1954	Durham, N.C.	W, 11-9
3/18/1972	Durham, N.C.	W, 14-13
3/21/1973	Durham, N.C.	W, 12-7
3/23/1985	Wilton, Conn.	W, 11-7
3/22/1986	Towson, Md.	W, 12-3
3/24/1990	Durham, N.C.	W, 16-10
3/16/2002	Durham, N.C.	W, 15-7
2/24/2007	Durham, N.C.	W, 17-11
3/29/2008	Uniondale, N.Y.	W, 16-9
3/28/2009	Stony Brook, N.Y.	W, 12-6
3/23/2010	Durham, N.C.	W, 15-3
3/20/2011	Durham, N.C.	W, 18-10
3/18/2012	Durham, N.C.	W, 20-9

DELAWARE (8-7)

REGULAR SEASON: 6-7		NCAA TOURNAMENT: 2-0	
1948	Durham, N.C.	W, 16-4	
1950	Durham, N.C.	W, 22-5	
3/29/1978	Durham, N.C.	L, 13-14	
4/5/1980	Durham, N.C.	L, 10-11 (OT)	
3/28/1981	Durham, N.C.	L, 10-12	
4/7/1984	Newark, N.J.	L, 5-7	
4/6/1985	Durham, N.C.	L, 7-8	
4/12/1986	Newark, Del.	L, 3-12	
4/1/1987	Durham, N.C.	W, 18-9	
4/6/1988	Newark, Del.	L, 7-12	
4/29/1989	Durham, N.C.	W, 10-8	
3/30/2007	Durham, N.C.	W, 12-6	
5/14/2011	Durham, N.C.	W, 15-14%	
2/22/2022	Durham, N.C.	W, 19-14	
5/14/2023	Durham, N.C.	W, 12-11	
% NCAA Tournament			

DENVER (11-6)

REGULAR SEASON: 10-6		NCAA TOURNAMENT: 1-0	
2/23/2003	Denver, Colo.	W, 11-8	
5/4/2004	Durham, N.C.	W, 10-9	
2/25/2007	Durham, N.C.	W, 13-9	
4/9/2011	Bethpage, N.Y.	L, 9-12^	
4/27/2012	Denver, Colo.	L, 9-15	
2/9/2013	Durham, N.C.	L, 12-14	
2/15/2014	Durham, N.C.	W, 14-10	
5/24/2014	Baltimore, Md.	W, 15-12%	
2/14/2015	Kennesaw, Ga. !	L, 13-17	
2/20/2016	Kennesaw, Ga. !	L, 12-14	
2/18/2017	Denver, Colo.	L, 9-14	
2/16/2018	Durham, N.C.	W, 15-12	
2/16/2019	Durham, N.C.	W, 10-9	
2/15/2020	Denver, Colo.	W, 15-13	
2/5/2021	Durham, N.C.	W, 12-10	
2/19/2022	Durham, N.C.	W, 19-10	
2/17/2023	Durham, N.C.	W, 14-13 (OT)	

^Battle at Bethpage, Bethpage, N.Y.

! Cobb County Classic

% NCAA Tournament

DREXEL (5-1)

3/26/1974	Durham, N.C.	W, 18-14 (2OT)
3/26/1975	Durham, N.C.	L, 9-13
5/5/1979	Durham, N.C.	W, 9-6
5/10/1980	Durham, N.C.	W, 12-10
4/03/1982	Philadelphia, Pa.	W, 16-9
2/23/2001	Durham, N.C.	W, 10-5

EAST CAROLINA (5-0)

4/16/1966	Durham, N.C.	W, 19-4
5/3/1967	Greenville, N.C.	W, 16-4
4/2/1971	Neutral	W, 8-4
3/15/1972	Greenville, N.C.	W, 17-7
4/4/1973	Durham, N.C.	W, 17-3

FAIRFIELD (1-0)

5/13/2005	Durham, N.C.	W, 23-4 %
% NCAA Tournament		

FURMAN (3-0)

3/18/2014	Greenville, S.C.	W, 19-4
2/2/2019	Greenville, S.C.	W, 17-9
3/1/2020	Durham, N.C.	W, 19-6

GEORGETOWN (24-6)

REGULAR SEASON: 24-5		NCAA TOURNAMENT: 0-1	
4/15/1967	Durham, N.C.	W, 14-4	
5/2/1970	Durham, N.C.	W, 15-2	
3/12/1982	Chapel Hill, N.C.	W, 13-6	
4/17/1983	Washington D.C.	W, 15-10	
3/15/1984	Durham, N.C.	W, 21-4	
5/2/1992	Durham, N.C.	W, 17-11	
5/1/1993	Washington D.C.	W, 10-9	
3/27/1994	Durham, N.C.	W, 11-10 (OT)	
3/25/1995	Washington D.C.	W, 14-9	
3/24/1996	Durham, N.C.	W, 15-5	
3/22/1997	Washington D.C.	W, 8-7	
3/22/1998	Durham, N.C.	W, 8-7	
3/27/1999	Washington D.C.	W, 10-8	
5/22/1999	Hempstead, N.Y.	L, 14-17 %	
3/27/2000	Durham, N.C.	W, 13-12	
3/25/2001	Washington D.C.	L, 7-14	
3/24/2002	Durham, N.C.	L, 7-9	
3/23/2003	Washington D.C.	L, 5-6 (OT)	
3/27/2004	Durham, N.C.	L, 8-9	
3/26/2005	Washington D.C.	W, 12-3	
3/24/2007	Washington D.C.	W, 6-4	
3/22/2008	Washington D.C.	L, 7-11	
3/21/2009	Durham, N.C.	W, 9-5	
3/27/2010	Washington, D.C.	W, 15-10	
3/26/2011	Durham, N.C.	W, 14-12	
3/24/2012	Washington, D.C.	W, 13-11	
3/23/2013	Durham, N.C.	W, 19-7	
3/14/2015	Washington, D.C.	W, 15-13	
3/19/2016	Durham, N.C.	W, 20-6	
3/18/2017	Washington D.C.	W, 12-7	
% NCAA Tournament			

GEORGIA (2-0)

1962	Durham, N.C.	W, 16-6
3/3/1979	Athens, Ga.	W, 22-3

GEORGIA TECH (2-0)

3/3/1974	Atlanta, Ga.	W, 15-9
3/1/1975	Atlanta, Ga.	W, 11-7

HARVARD (15-5)

1960	Durham, N.C.	L, 3-13
4/3/1993	Hempstead, N.Y.	W, 15-10
4/2/1994	Durham, N.C.	W, 13-6
4/1/1995	Durham, N.C.	W, 13-11
3/30/1996	Durham, N.C.	L, 13-15
3/29/1997	Fairfield, Conn.	W, 16-5
3/28/1998	Durham, N.C.	W, 18-6
4/3/1999	New Canaan, Conn.	W, 14-9
4/2/2000	Durham, N.C.	W, 14-8
3/31/2001	Cambridge, Mass.	L, 5-6
3/30/2002	Durham, N.C.	W, 10-7

3/29/2003	Durham, N.C.	W, 15-7
3/25/2008	Durham, N.C.	W, 10-3
2/22/2009	Durham, N.C.	L, 6-9
4/2/2010	Cambridge, Mass.	W, 14-5
3/12/2012	Durham, N.C.	W, 11-8
3/30/2013	Cambridge, Mass.	W, 12-11
3/29/2014	Durham, N.C.	W, 17-11
2/28/2015	Durham, N.C.	W, 21-14
3/5/2016	Hempstead, N.Y.	L, 9-14

HIGH POINT (10-1)

REGULAR SEASON: 9-1	NCAA TOURNAMENT: 1-0	
4/5/2013	Durham, N.C.	W, 17-6
2/7/2015	High Point, N.C.	W, 16-3
2/12/2016	Durham, N.C.	W, 17-6
2/10/2017	Durham, N.C.	W, 10-5
2/8/2018	Durham, N.C.	W, 18-6
2/6/2019	Durham, N.C.	L, 9-13
2/8/2020	High Point, N.C.	W, 17-8
3/10/2021	Durham, N.C.	W, 27-8
5/16/2021	Chapel Hill, N.C.	W, 16-10%
3/1/2022	High Point, N.C.	W, 18-14
2/7/2023	Durham, N.C.	W, 20-8

% NCAA Tournament

HOBART (6-3)

REGULAR SEASON: 4-3	NCAA TOURNAMENT: 2-0	
4/2/1962	Durham, N.C.	L, 6-8
3/25/1971	Greensboro, N.C.	L, 4-15
4/10/1994	Geneva, N.Y.	L, 15-17
4/9/1995	Geneva, N.Y.	W, 17-7
4/27/1996	Durham, N.C.	W, 20-5
4/26/1997	Geneva, N.Y.	W, 18-5
4/25/1998	Durham, N.C.	W, 19-6
5/13/2000	Geneva, N.Y.	W, 13-1 %
5/12/2002	Newark, Del.	W, 22-6 %

% NCAA Tournament

HOFSTRA (0-6)

1956	Hempstead, N.Y.	L, 1-11
1957	Hempstead, N.Y.	L, 2-12
1987	Hempstead, N.Y.	L, 11-12
2001	Hempstead, N.Y.	L, 10-15
4/26/2002	Hempstead, N.Y.	L, 6-14
4/26/2003	Hempstead, N.Y.	L, 8-9

HOLY CROSS (4-0)

3/06/1984	Durham, N.C.	W, 14-11
3/1/1993	Durham, N.C.	W, 20-6
3/7/2006	Durham, N.C.	W, 20-2
3/3/2009	Durham, N.C.	W, 16-7

JACKSONVILLE (11-2)

4/4/2010	Durham, N.C.	W, 16-7
4/30/2011	Jacksonville, Fla.	W, 10-6
2/26/2012	Durham, N.C.	W, 16-7
2/10/2013	Durham, N.C.	W, 21-9
2/8/2014	Durham, N.C.	W, 16-10
2/27/2016	Jacksonville, Fla.	W, 18-5
3/13/2017	Durham, N.C.	W, 13-6
2/10/2018	Durham, N.C.	W, 19-8
2/9/2019	Jacksonville, Fla.	W, 15-8
3/10/2020	Durham, N.C.	W, 18-8
3/14/2021	Jacksonville, Fla.	W, 17-6
2/13/2022	Durham, N.C.	L, 12-14
2/11/2023	Jacksonville, Fla.	L, 12-13

JOHNS HOPKINS (8-11)

REGULAR SEASON: 4-8	NCAA TOURNAMENT: 4-3	
1943	Baltimore, Md.	L, 12-16
1947	Durham, N.C.	L, 3-12
1948	Baltimore, Md.	L, 3-12
1949	Durham, N.C.	L, 4-16
1950	Baltimore, Md.	L, 5-12
1951	Durham, N.C.	W, 9-7
5/18/1997	College Park, Md.	W, 12-11
4/5/2003	Baltimore, Md.	L, 6-19
4/10/2004	Durham, N.C.	L, 5-6
4/8/2005	Baltimore, Md.	L, 10-11
5/30/2005	Durham, N.C.	L, 8-9 %
4/7/2007	Baltimore, Md.	W, 11-9
5/28/2007	Baltimore, Md.	L, 11-12 %
4/3/2008	Durham, N.C.	W, 17-6
5/24/2008	Baltimore, Md.	L, 9-10 %
5/15/2010	Durham, N.C.	W, 18-5 %
5/18/2014	Newark, Del.	W, 19-11 %
5/13/2017	Baltimore, Md.	W, 19-6 %
5/20/2018	Annapolis, Md.	W, 14-9 %

% NCAA Tournament

LEHIGH (6-0)

1951	Durham, N.C.	W, 14-3
1952	Durham, N.C.	W, 18-2
3/20/1994	Durham, N.C.	W, 9-8 (OT)
3/11/2003	Durham, N.C.	W, 17-6
3/5/2008	Durham, N.C.	W, 16-5
2/14/2016	Durham, N.C.	W, 13-11

LOYOLA (24-13)

REGULAR SEASON: 21-12	NCAA TOURNAMENT: 3-1	
1946	Durham, N.C.	W, 22-4
1947	Durham, N.C.	W, 7-2
4/22/1967	Chicago, Ill.	L, 3-11
4/19/1969	Chicago, Ill.	L, 12-13
3/28/1987	Baltimore, Md.	L, 12-16
4/16/1988	Durham, N.C.	W, 9-8 (OT)
4/15/1989	Baltimore, Md.	L, 9-14
4/14/1990	Durham, N.C.	L, 5-13
4/13/1991	Baltimore, Md.	W, 11-10
4/11/1992	Durham, N.C.	W, 10-5
3/11/2000	Baltimore, Md.	L, 10-11
3/10/2001	Durham, N.C.	L, 8-10
3/9/2002	Baltimore, Md.	L, 9-11
3/8/2003	Durham, N.C.	W, 10-4
3/13/2004	Baltimore, Md.	W, 11-3
3/12/2005	Durham, N.C.	W, 6-5
3/11/2006	San Diego, Calif.	W, 9-7
3/10/2007	San Diego, Calif.	L, 7-8
3/8/2008	Durham, N.C.	W, 18-4
5/10/2008	Durham, N.C.	W, 12-7 %
3/7/2009	Durham, N.C.	W, 11-9
3/13/2010	Baltimore, Md.	W, 8-5
3/11/2011	Durham, N.C.	W, 14-9
3/10/2012	Baltimore, Md.	L, 8-13
3/8/2013	Durham, N.C.	W, 9-8
5/12/2013	Durham, N.C.	W, 12-11 (2OT) %
3/9/2014	Baltimore, Md.	L, 7-14
3/7/2015	Durham, N.C.	W, 14-8
3/12/2016	Baltimore, Md.	W, 15-6
5/14/2016	Baltimore, Md.	L, 11-16%
3/11/2017	Durham, N.C.	W, 15-7
3/10/2018	Baltimore, Md.	W, 13-9
3/7/2019	Durham, N.C.	W, 12-7
3/7/2020	Baltimore, Md.	W, 13-10
5/23/2021	Notre Dame, Ind.	W, 10-9 (OT) %

3/13/2022	Baltimore, Md.	L, 10-12
3/10/2023	Durham, N.C.	W, 17-9
% NCAA Tournament		

MARIST (2-0)

4/7/2012	Durham, N.C.	W, 11-10
3/18/2013	Durham, N.C.	W, 19-11

MARQUETTE (7-0)

5/5/2013	Milwaukee, Wis.	W, 19-3
3/11/2014	Durham, N.C.	W, 20-9
4/18/2015	Milwaukee, Wis.	W, 15-8
4/22/2016	Durham, N.C.	W, 16-1
4/22/2017	Milwaukee, Wis.	W, 11-7
4/20/2018	Durham, N.C.	W, 17-5
4/20/2019	Bethpage, N.Y.	W, 10-9 (OT)

MARYLAND (20-61)

REGULAR SEASON: 11-52	ACC TOURNAMENT: 6-5	NCAA TOURNAMENT: 3-4
1940	College Park, Md.	L, 2-10
1941	College Park, Md.	L, 5-12
4/27/1946	College Park, Md.	W, 12-4
1947	Durham, N.C.	L, 3-11
4/10/1948	Durham, N.C.	L, 4-5
1949	College Park, Md.	L, 7-19
1950	College Park, Md.	L, 8-10
4/4/1952	Durham, N.C.	L, 4-6
4/11/1953	College Park, Md.	L, 4-12
5/1/1954	Durham, N.C.	W, 12-10
4/23/1955	College Park, Md.	L, 1-21
4/21/1956	Durham, N.C.	L, 1-15
5/4/1957	College Park, Md.	L, 1-16
5/3/1958	Durham, N.C.	L, 2-19
5/4/1959	College Park, Md.	L, 3-23
5/9/1960	College Park, Md.	L, 2-26
4/15/1961	Durham, N.C.	L, 1-15
5/7/1962	College Park, Md.	L, 3-22
4/15/1963	Durham, N.C.	L, 1-18
5/4/1964	College Park, Md.	L, 10-21
5/8/1965	Durham, N.C.	L, 1-22
4/25/1966	College Park, Md.	L, 5-19
4/20/1970	College Park, Md.	L, 0-19
3/10/1973	Durham, N.C.	L, 9-26
3/9/1974	Durham, N.C.	L, 5-27
3/27/1977	Durham, N.C.	L, 2-19
3/26/1978	Durham, N.C.	L, 7-14
3/28/1979	College Park, Md.	L, 9-22
3/25/1980	College Park, Md.	L, 7-16
3/25/1981	Durham, N.C.	L, 8-16
3/17/1982	Durham, N.C.	L, 10-15
3/12/1983	Durham, N.C.	L, 7-25
3/9/1984	College Park, Md.	L, 4-16
3/8/1985	College Park, Md.	L, 6-8
3/7/1986	Durham, N.C.	L, 3-10
3/7/1987	College Park, Md.	L, 6-14
3/13/1988	Durham, N.C.	L, 5-10
3/11/1989	College Park, Md.	L, 6-9
4/28/1989	Chapel Hill, N.C.	W, 7-6 +
3/11/1990	Durham, N.C.	L, 8-9 (2OT)
3/9/1991	College Park, Md.	L, 11-13
3/7/1992	Durham, N.C.	L, 13-14 (OT)
4/24/1992	College Park, Md.	L, 6-8 +
5/9/1992	College Park, Md.	L, 11-13 %
3/6/1993	College Park, Md.	W, 9-5
3/5/1994	Durham, N.C.	L, 12-13 (OT)
5/14/1994	Durham, N.C.	W, 14-9 %
3/4/1995	College Park, Md.	L, 6-8
3/2/1996	Durham, N.C.	L, 6-12
3/1/1997	College Park, Md.	W, 11-10
4/18/1997	Charlottesville, Va..	W, 17-10 +

2/28/1998	Durham, N.C.	L, 9-15
3/7/1999	College Park, Md.	W, 11-10
3/5/2000	Durham, N.C.	W, 9-8
4/21/2000	College Park, Md.	L, 6-7 +
3/4/2001	College Park, Md.	L, 5-13
4/22/2001	Orlando, Fla.	W, 10-6 +
3/3/2002	Durham, N.C.	W, 9-8 (2OT)
4/19/2002	Durham, N.C.	W, 8-7 (OT) +
3/1/2003	College Park, Md.	L, 7-13
4/18/2003	Charlottesville, Va..	W, 7-6 +
3/6/2004	Durham, N.C.	L, 12-17
4/23/2004	Chapel Hill, N.C.	L, 7-10 +
3/5/2005	College Park, Md.	W, 10-8
5/1/2005	Baltimore, Md.	L, 5-9 +
5/28/2005	Philadelphia, Pa.	W, 18-9 %
3/4/2006	Durham, N.C.	L, 7-8 (OT)
3/2/2007	College Park, Md.	W, 14-7
3/1/2008	Durham, N.C.	W, 15-7
2/28/2009	Baltimore, Md.	L, 8-11
3/6/2010	Baltimore, Md.	L, 10-11 (OT)
3/5/2011	Durham, N.C.	W, 9-8 (OT)
4/24/2011	Durham, N.C.	L, 9-11 +
5/28/2011	Baltimore, Md.	L, 4-9 %
3/3/2012	College Park, Md.	L, 7-10
4/20/2012	Charlottesville, Va.	W, 6-5 +
5/26/2012	Foxborough, Mass.	L, 10-16 %
3/2/2013	Durham, N.C.	L, 7-16
2/26/2014	College Park, Md.	L, 6-10
5/26/2018	Foxborough, Mass.	W, 13-8 %
5/29/2021	East Hartford, Conn.	L, 5-14 %

+ ACC Tournament / % NCAA Tournament

MASSACHUSETTS (4-3)

4/16/1960	Durham, N.C.	L, 5-9
4/4/1993	Hempstead, N.Y.	L, 11-12
4/5/1995	Durham, N.C.	W, 9-8
4/6/1996	Amherst, Mass.	L, 9-13
4/5/1997	Durham, N.C.	W, 8-7 (2OT)
4/4/1998	Amherst, Mass.	W, 15-4
4/10/1999	Durham, N.C.	W, 13-8

MERCER (5-0)

3/13/2011	Durham, N.C.	W, 18-5
2/17/2013	Durham, N.C.	W, 15-3
2/15/2015	Macon, Ga.	W, 16-6
2/29/2016	Durham, N.C.	W, 19-9
2/13/2021	Durham, N.C.	W, 17-8

MERRIMACK (1-0)

5/7/2023	Bethpage, N.Y.	W, 14-2
----------	----------------	---------

MICHIGAN (1-0)

5/20/2023	Albany, N.Y.	W, 15-8
-----------	--------------	---------

MOUNT ST. MARY'S (2-0)

2/28/1993	Durham, N.C.	W, 16-2
3/29/2005	Durham, N.C.	W, 21-5

NAVY (10-24)

REGULAR SEASON: 9-24	NCAA TOURNAMENT: 1-0	
1943	Annapolis, Md.	L, 9-18
1946	Annapolis, Md.	L, 3-7
1947	Annapolis, Md.	L, 4-10
1948	Durham, N.C.	W, 14-8
1949	Annapolis, Md.	L, 7-13
1950	Annapolis, Md.	L, 9-10
1951	Durham, N.C.	W, 17-6
1953	Annapolis, Md.	L, 7-9
1954	Annapolis, Md.	L, 3-17
1955	Annapolis, Md.	L, 8-14
1956	Durham, N.C.	L, 4-23

1957	Annapolis, Md.	L, 0-21
1958	Annapolis, Md.	L, 2-23
1959	Annapolis, Md.	L, 1-16
1960	Annapolis, Md.	L, 5-18
1961	Annapolis, Md.	L, 2-17
1962	Annapolis, Md.	L, 2-16
1964	Annapolis, Md.	L, 3-16
1965	Annapolis, Md.	L, 2-19
5/7/1966	Annapolis, Md.	L, 3-22
3/17/1984	Annapolis, Md.	L, 5-14
3/16/1985	Durham, N.C.	L, 6-13
4/1/1989	Durham, N.C.	W, 10-8
3/31/1990	Annapolis, Md.	L, 8-12
3/30/1991	Durham, N.C.	L, 8-9
3/21/1992	Annapolis, Md.	L, 8-11
3/20/1993	Durham, N.C.	L, 11-12
3/19/1994	Annapolis, Md.	W, 14-9
3/18/1995	Durham, N.C.	W, 11-9
3/16/1996	Annapolis, Md.	W, 15-4
3/16/1997	Durham, N.C.	W, 12-9
3/15/1998	Annapolis, Md.	W, 7-6
3/21/1999	Durham, N.C.	W, 9-4
5/9/2009	Durham, N.C.	W, 14-5 %

% NCAA Tournament

NEW HAMPSHIRE (1-2)

1963	Durham, N.C.	L, 0-6
3/15/1982	Durham, N.H.	L, 12-14
3/27/1988	Durham, N.C.	W, 14-3

NORTH CAROLINA (37-43)

REGULAR SEASON: 26-38	ACC TOURNAMENT: 7-5	NCAA TOURNAMENT: 4-0
5/15/1952	Durham, N.C.	W, 11-7
5/11/1953	Durham, N.C.	W, 13-4
4/13/1954	Durham, N.C.	W, 15-1
5/9/1964	Durham, N.C.	L, 0-14
5/1/1965	Chapel Hill, N.C.	L, 7-14
5/13/1967	Durham, N.C.	W, 12-6
4/27/1968	Chapel Hill, N.C.	L, 7-13
5/14/1969	Durham, N.C.	L, 10-12
5/13/1970	Chapel Hill, N.C.	L, 5-20
5/12/1971	Durham, N.C.	L, 4-7
4/26/1972	Chapel Hill, N.C.	L, 7-15
4/26/1973	Durham, N.C.	L, 10-11
4/25/1974	Chapel Hill, N.C.	L, 15-17
4/26/1975	Durham, N.C.	L, 5-13
4/21/1976	Chapel Hill, N.C.	L, 4-24
4/23/1977	Durham, N.C.	L, 7-12
4/19/1978	Chapel Hill, N.C.	L, 10-17
4/14/1979	Durham, N.C.	L, 4-9
4/12/1980	Chapel Hill, N.C.	L, 6-10
4/12/1981	Durham, N.C.	L, 5-22
4/13/1982	Chapel Hill, N.C.	L, 5-18
4/12/1983	Durham, N.C.	L, 5-19
4/11/1984	Chapel Hill, N.C.	L, 4-18
4/10/1985	Durham, N.C.	L, 9-11
4/19/1986	Chapel Hill, N.C.	L, 8-9 (OT)
4/18/1987	Durham, N.C.	W, 10-9
4/23/1988	Chapel Hill, N.C.	L, 9-18
4/22/1989	Durham, N.C.	L, 8-14
4/29/1989	Chapel Hill, N.C.	L, 6-18 +
4/21/1990	Chapel Hill, N.C.	L, 13-26
3/23/1991	Durham, N.C.	L, 6-15
4/26/1991	Durham, N.C.	L, 8-11 +
4/15/1992	Chapel Hill, N.C.	L, 8-9
4/17/1993	Durham, N.C.	L, 9-13
4/23/1993	Chapel Hill, N.C.	L, 6-13 +
3/23/1994	Chapel Hill, N.C.	L, 9-23
3/29/1995	Durham, N.C.	L, 8-13
4/23/1995	Chapel Hill, N.C.	W, 14-6 +
3/19/1996	Chapel Hill, N.C.	W, 11-10

4/19/1996	Charlottesville, Va.	L, 8-18 +
3/12/1997	Durham, N.C.	W, 8-7
3/11/1998	Chapel Hill, N.C.	W, 13-9
5/9/1998	Amherst, Mass.	W, 16-14 %
4/14/1999	Durham, N.C.	L, 9-10
4/23/1999	Chapel Hill, N.C.	W, 9-7
3/22/2000	Durham, N.C.	W, 13-8
3/21/2001	Chapel Hill, N.C.	W, 11-8
4/20/2001	Orlando, Fla.	W, 11-9 +
3/20/2002	Durham, N.C.	L, 7-9
3/19/2003	Chapel Hill, N.C.	L, 9-14
3/20/2004	Durham, N.C.	L, 9-10 (OT)
3/19/2005	Chapel Hill, N.C.	W, 12-10
4/29/2005	Baltimore, Md.	W, 13-11 +
3/18/2006	Durham, N.C.	W, 11-8
3/17/2007	Chapel Hill, N.C.	W, 9-7
4/27/2007	Durham, N.C.	W, 12-9 +
5/20/2007	Annapolis, Md.	W, 19-11 %
3/15/2008	Durham, N.C.	W, 19-9
4/25/2008	Charlottesville, Va.	W, 17-6 +
3/14/2009	Chapel Hill, N.C.	W, 12-8
4/26/2009	Chapel Hill, N.C.	W, 15-13 +
5/17/2009	Annapolis, Md.	W, 12-11 %
3/10/2010	Durham, N.C.	L, 7-13
5/22/2010	Princeton, N.J.	W, 17-9 %
3/17/2011	Chapel Hill, N.C.	W, 14-9
3/16/2012	Durham, N.C.	W, 13-11
4/22/2012	Charlottesville, Va.	W, 12-9 +
3/13/2013	Chapel Hill, N.C.	W, 11-8
4/26/2013	Chapel Hill, N.C.	L, 17-18 +
3/15/2014	Durham, N.C.	W, 9-8 (OT)
3/29/2015	Chapel Hill, N.C.	L, 14-15
4/1/2016	Durham, N.C.	L, 16-17 (OT)
4/2/2017	Chapel Hill, N.C.	W, 12-8
3/30/2018	Durham, N.C.	W, 11-10
3/30/2019	Chapel Hill, N.C.	L, 8-10
4/1/2021	Durham, N.C.	W, 12-11 (OT)
5/2/2021	Chapel Hill, N.C.	L, 12-15
4/2/2022	Chapel Hill, N.C.	W, 15-6
5/1/2022	Durham, N.C.	W, 19-11
3/17/2023	Durham, N.C.	W, 15-8

+ ACC Tournament | % NCAA Tournament

NORTH CAROLINA STATE (4-6)

3/1/1973	Raleigh, N.C.	W, 22-0
3/20/1974	Durham, N.C.	W, 17-5
4/16/1975	Raleigh, N.C.	W, 17-6
3/31/1976	Durham, N.C.	W, 16-10
4/13/1977	Raleigh, N.C.	L, 6-14
4/12/1978	Durham, N.C.	L, 15-17
4/18/1979	Raleigh, N.C.	L, 9-21
4/16/1980	Durham, N.C.	L, 7-17
4/01/1981	Raleigh, N.C.	L, 12-17
4/21/1982	Durham, N.C.	L, 13-19

NOTRE DAME (16-15)

REGULAR SEASON: 9-10	ACC TOURNAMENT: 2-3	NCAA TOURNAMENT: 5-2
3/19/1983	Chapel Hill, N.C.	W, 13-5
3/21/1984	Durham, N.C.	W, 8-5
3/21/1985	Baltimore, Md.	W, 18-4
4/9/1993	Durham, N.C.	W, 13-7
5/13/1995	Durham, N.C.	L, 10-12 %
2/20/2010	Durham, N.C.	L, 7-11
5/31/2010	Baltimore, Md.	W, 6-5 (OT) %
2/20/2011	Jacksonville, Fla.	L, 7-12 ^
5/22/2011	Foxborough, Mass.	W, 7-5 %
2/18/2012	South Bend, Ind.	L, 3-7
2/16/2013	Durham, N.C.	L, 5-13

5/19/2013	Indianapolis, Ind.	W, 12-11 %
4/5/2014	Notre Dame, Ind.	W, 15-7
5/26/2014	Baltimore, Md.	W, 11-9 %
4/4/2015	Durham, N.C.	L, 10-15
4/24/2015	Chester, Pa.	W, 13-8+
4/10/2016	Notre Dame, Ind.	L, 6-8
4/29/2016	Kennesaw, Ga.	W, 10-9 (OT) +
4/8/2017	Durham, N.C.	W, 11-8
4/28/2017	Durham, N.C.	L, 6-7 +
4/7/2018	Notre Dame, Ind.	W, 8-2
4/27/2018	Charlottesville, Va.	L, 11-14 +
4/6/2019	Durham, N.C.	W, 14-8
4/27/2019	Chapel Hill, N.C.	L, 10-12 +
5/18/2019	Hempstead, N.Y.	W, 14-13 (OT) %
4/10/2021	Notre Dame, Ind.	L, 8-13
4/22/2021	Durham, N.C.	W, 13-12 (OT)
4/9/2022	Durham, N.C.	L, 15-16
5/7/2022	Notre Dame, Ind.	L, 14-16
4/8/2023	Notre Dame, Ind.	L, 12-17
5/29/2023	Philadelphia, Pa.	L, 9-13%

*Sunshine Classic | + ACC Tournament | % NCAA Tournament

OHIO STATE (7-4)

REGULAR SEASON: 6-2	NCAA TOURNAMENT: 1-2	
3/25/1972	Durham, N.C.	W, 19-4
3/20/1975	Neutral	L, 6-8
3/21/1983	Baltimore, Md.	W, 9-3
3/29/1985	Durham, N.C.	W, 19-8
3/26/1989	Chapel Hill, N.C.	W, 28-6
2/26/2000	Durham, N.C.	W, 16-7
4/3/2004	Columbus, Ohio	L, 9-16
4/2/2005	Durham, N.C.	W, 21-8
5/18/2008	Ithaca, N.Y.	W, 21-10 %
5/9/2015	Durham, N.C.	L, 11-16 %
5/20/2017	Hempstead, N.Y.	L, 11-16 %

% NCAA Tournament

PENNSYLVANIA (6-7)

3/14/1970	Durham, N.C.	L, 3-5
3/18/1971	Durham, N.C.	L, 8-9 (20T)
3/5/1985	Durham, N.C.	W, 7-6
2/27/2010	Durham, N.C.	W, 16-11
2/26/2011	Philadelphia, Pa.	L, 3-7
2/24/2012	Durham, N.C.	W, 12-8
2/22/2013	Philadelphia, Pa.	L, 9-14
2/21/2014	Durham, N.C.	W, 9-6
2/24/2018	Philadelphia, Pa.	L, 9-10
2/23/2019	Durham, N.C.	W, 17-7
2/22/2020	Charlotte, N.C.	L, 11-14
2/26/2022	Levittown, N.Y.	L, 13-14 (OT)
2/25/2023	Philadelphia, Pa.	W, 14-12

PENN STATE (9-0)

REGULAR SEASON: 8-0	NCAA TOURNAMENT: 1-0	
1947	Durham, N.C.	W, 5-3
1988	Durham, N.C.	W, 22-8
5/3/1997	Durham, N.C.	W, 7-6
5/1/1998	University Park, Pa.	W, 10-6
5/1/1999	Durham, N.C.	W, 22-9
4/28/2000	University Park, Pa.	W, 6-5
3/12/2005	Durham, N.C.	W, 6-5
3/20/2010	Durham, N.C.	W, 20-11
5/27/2023	Philadelphia, Pa.	W, 16-15 (OT) %

PRESBYTERIAN (3-0)

3/11/2008	Durham, N.C.	W, 18-4
4/9/2010	Durham, N.C.	W, 19-8
4/11/2011	Durham, N.C.	W, 18-6

PRINCETON (1-8)

REGULAR SEASON: 1-7	NCAA TOURNAMENT: 0-1	
1947	Princeton, N.J.	L, 5-12
1949	Princeton, N.J.	L, 8-9
1952	Durham, N.C.	W, 9-4
3/22/1980	Hempstead, N.Y.	L, 9-15
3/21/1981	Princeton, N.J.	L, 2-6
5/5/1994	Princeton, N.J.	L, 7-8
5/24/1997	College Park, Md.	L, 9-10
5/16/1998	Hempstead, N.Y.	L, 9-11 %
4/5/2002	Princeton, N.J.	L, 6-7

% NCAA Tournament

PROVIDENCE (2-0)

REGULAR SEASON: 1-0	NCAA TOURNAMENT: 1-0	
5/12/2007	Durham, N.C.	W, 18-3 %
3/1/2015	Durham, N.C.	W, 20-8

% NCAA Tournament

RADFORD (3-0)

3/19/1985	Durham, N.C.	W, 18-4
3/25/1990	Chapel Hill, N.C.	W, 20-4
3/13/2001	Radford, Va.	W, 19-5

RICHMOND (6-1)

REGULAR SEASON: 5-1	NCAA TOURNAMENT: 1-0	
3/7/2016	Durham, N.C.	L, 10-12
3/5/2017	Richmond, Va.	W, 9-8
3/3/2018	Durham, N.C.	W, 14-4
3/1/2019	Richmond, Va.	W, 11-7
5/12/2019	Durham, N.C.	W, 12-11 %
2/28/2020	Durham, N.C.	W, 16-15 (OT)
3/7/2021	Richmond, Va.	W, 13-6

ROBERT MORRIS (1-0)

2/7/2021	Durham, N.C.	W, 16-12
----------	--------------	----------

RUTGERS (3-1)

1958	Durham, N.C.	L, 3-12
2/11/2012	Durham, N.C.	W, 16-8
4/20/2013	New Brunswick, N.J.	W, 16-7
4/19/2014	Durham, N.C.	W, 17-8

ST. JOHN'S (6-1)

4/02/1983	New York, N.Y.	W, 9-6
3/15/1986	Durham, N.C.	W, 14-4
3/15/1987	New York, N.Y.	W, 9-6
3/6/1988	Durham, N.C.	W, 11-10
3/14/1989	New York, N.Y.	L, 8-9 (OT)
5/4/2008	Durham, N.C.	W, 16-9
5/3/2009	New York, N.Y.	W, 20-7

SACRED HEART (2-0)

3/6/2001	Durham, N.C.	W, 19-7
5/9/2010	Durham, N.C.	W, 19-7

SAINT JOESPH'S (3-0)

3/6/2007	Durham, N.C.	W, 18-4
2/25/2017	Durham, N.C.	W, 16-3
3/25/2023	Philadelphia, Pa.	W, 12-9

SIENA (1-0)

2/12/2011	Durham, N.C.	W, 20-6
-----------	--------------	---------

SOUTH CAROLINA (1-0)

3/20/1976	Durham, N.C.	W, 22-2
-----------	--------------	---------

STONY BROOK (4-0)

4/200/1991	Durham, N.C.	W, 17-3
2/27/1993	Stony Brook, N.Y.	W, 18-4
2/23/2014	Durham, N.C.	W, 14-6
4/15/2015	Stony Brook, N.Y.	W, 17-11

SYRACUSE (9-14)

REGULAR SEASON: 7-8	ACC TOURNAMENT: 0-3	NCAA TOURNAMENT: 2-3
4/16/1938	Durham, N.C.	L, 5-17
3/15/1978	Durham, N.C.	W, 10-7
3/28/1992	Providence, R.I.	L, 12-15
5/21/1994	Syracuse, N.Y.	L, 11-12 %
5/18/2002	Hempstead, N.Y.	L, 9-10 %
5/23/2009	Foxborough, Mass.	L, 7-17 %
4/3/2011	East Rutherford, N.J.	L, 11-13
4/1/2012	East Rutherford, N.J.	W, 12-10
5/12/2012	Durham, N.C.	W, 12-9%
5/27/2013	Philadelphia, Pa.	W, 16-10 %
3/23/2014	Durham, N.C.	W, 21-7
4/25/2014	Chester, Pa.	L, 15-16+
3/22/2015	Syracuse, N.Y.	L, 7-19
4/26/2015	Chester, Pa.	L, 14-15 +
3/26/2016	Durham, N.C.	W, 16-15 (OT)
5/1/2016	Kennesaw, Ga.	L, 8-14 +
3/25/2017	Syracuse, N.Y.	L, 11-12 (OT)
3/24/2018	Durham, N.C.	L, 14-15
3/24/2019	Syracuse, N.Y.	L, 8-9 (OT)
3/25/2021	Durham, N.C.	W, 15-14
3/26/2022	Syracuse, N.Y.	L, 10-14
3/5/2023	Syracuse, N.Y.	W, 14-13 (OT)
4/29/2023	Durham, N.C.	W, 18-15

% NCAA Tournament | + ACC Tournament

TOWSON (6-7)

REGULAR SEASON: 5-6	NCAA TOURNAMENT: 0-1
5/6/1966	Towson, Md. L, 7-14
5/6/1967	Durham, N.C. L, 5-6
5/6/1968	Towson, Md. L, 9-11
4/5/1969	Durham, N.C. W, 9-7
4/18/1970	Towson, Md. L, 2-16
4/17/1971	Durham, N.C. L, 2-9
4/3/1972	Towson, Md. L, 7-19
5/12/2001	Towson, Md. L, 10-12 %
3/16/2013	Durham, N.C. W, 12-4
3/17/2018	Towson, Md. W, 10-8
3/16/2019	Durham, N.C. W, 12-10
2/20/2021	Towson, Md. W, 19-7
3/19/2022	Washington D.C. W, 14-7

% NCAA Tournament

TULANE (2-0)

3/2/1974	Atlanta, Ga. W, 18-6
3/2/1975	Atlanta, Ga. W, 15-7

UMBC (15-3)

4/25/1970	Durham, N.C. W, 6-2
4/24/1971	Baltimore, Md. W, 11-8
3/23/1974	Durham, N.C. L, 7-12
4/4/1979	Durham, N.C. W, 19-8
4/2/1980	Durham, N.C. L, 14-17
3/18/1981	Baltimore, Md. L, 5-8
4/5/1986	Durham, N.C. W, 7-5
4/4/1987	Baltimore, Md. W, 9-3
4/2/1988	Durham, N.C. W, 13-3
4/8/1989	Baltimore, Md. W, 11-5
3/20/1990	Durham, N.C. W, 12-9
3/27/1991	Durham, N.C. W, 20-5
3/9/1994	Baltimore, Md. W, 14-7
3/8/1995	Durham, N.C. W, 16-5

3/17/1999	Baltimore, Md. W, 12-7
3/29/2000	Durham, N.C. W, 13-11
2/28/2004	Durham, N.C. W, 11-8
2/26/2005	Durham, N.C. W, 12-10

UTAH (1-0)

3/12/2019	Durham, N.C. W, 17-11
-----------	-----------------------

VERMONT (5-0)

4/8/1976	Durham, N.C. W, 14-11
3/18/1986	Durham, N.C. W, 23-7
3/21/2005	Durham, N.C. W, 10-3
2/23/2008	Durham, N.C. W, 19-7
2/6/2022	Durham, N.C. W, 15-7

VILLANOVA (9-1)

REGULAR SEASON: 8-1	NCAA TOURNAMENT: 1-0
3/24/1967	Durham, N.C. W, 12-5
3/28/1986	Villanova, Pa. W, 10-8
3/25/1989	Durham, N.C. W, 16-10
3/4/1990	Villanova, Pa. L, 9-10
4/21/1991	Chapel Hill, N.C. W, 12-6
4/18/1992	Durham, N.C. W, 16-6
3/27/1993	Durham, N.C. W, 17-5
3/14/2003	Durham, N.C. W, 6-5
2/25/2006	Durham, N.C. W, 13-2
5/12/2018	Durham, N.C. W, 17-11 %

% NCAA Tournament

VIRGINIA (37-51)

REGULAR SEASON: 30-42	ACC TOURNAMENT: 6-7	NCAA TOURNAMENT: 1-2
4/22/1938	Charlottesville, Va. L, 2-4	
5/13/1938	Durham, N.C. L, 5-7	
4/14/1939	Charlottesville, Va. W, 9-1	
5/6/1939	Durham, N.C. W, 8-2	
1940	Charlottesville, Va. L, 5-6	
4/4/1941	Durham, N.C. W, 10-1	
4/6/1948	Durham, N.C. W, 6-5	
5/20/1949	Charlottesville, Va. W, 8-3	
5/20/1950	Durham, N.C. W, 11-8	
5/11/1951	Durham, N.C. L, 10-11	
4/18/1953	Charlottesville, Va. L, 7-15	
4/16/1955	Charlottesville, Va. W, 11-8	
5/12/1956	Charlottesville, Va. L, 5-19	
4/10/1957	Durham, N.C. L, 2-6	
4/15/1958	Charlottesville, Va. L, 7-12	
4/18/1959	Durham, N.C. L, 5-13	
5/3/1960	Charlottesville, Va. L, 2-13	
4/27/1961	Durham, N.C. L, 5-9	
4/26/1962	Charlottesville, Va. L, 5-17	
4/25/1963	Durham, N.C. L, 2-14	
4/4/1964	Charlottesville, Va. L, 1-21	
5/5/1969	Durham, N.C. L, 1-16	
4/8/1972	Charlottesville, Va. L, 2-29	
4/7/1973	Durham, N.C. L, 6-15	
4/6/1974	Charlottesville, Va. L, 5-19	
4/12/1975	Durham, N.C. L, 8-22	
3/13/1976	Charlottesville, Va. L, 3-21	
3/11/1978	Charlottesville, Va. L, 8-19	
3/10/1979	Durham, N.C. L, 10-14	
3/8/1980	Charlottesville, Va. L, 4-17	
3/07/1981	Durham, N.C. L, 4-13	
3/23/1982	Charlottesville, Va. L, 8-15	
3/26/1983	Durham, N.C. L, 4-15	
3/24/1984	Charlottesville, Va. L, 4-19	
4/13/1985	Durham, N.C. L, 9-17	
4/12/1986	Charlottesville, Va. L, 8-13	
4/11/1987	Durham, N.C. W, 15-12	
3/19/1988	Charlottesville, Va. L, 9-16	
3/19/1989	Durham, N.C. L, 7-18	

3/17/1990	Charlottesville, Va.	L, 8-12
4/27/1990	Charlottesville, Va.	L, 13-18 +
3/16/1991	Durham, N.C.	L, 10-14
3/14/1992	Charlottesville, Va.	W, 12-10
3/13/1993	Durham, N.C.	L, 4-10
4/16/1994	Charlottesville, Va.	W, 9-8
4/22/1994	Charlottesville, Va.	L, 13-19 +
4/15/1995	Durham, N.C.	L, 13-15
4/21/1995	Chapel Hill, N.C.	W, 17-10 +
4/13/1996	Durham, N.C.	L, 10-16
4/12/1997	Durham, N.C.	L, 14-17
4/20/1997	Charlottesville, Va.	L, 6-12 +
4/11/1998	Charlottesville, Va.	L, 11-12
4/17/1998	Charlottesville, Va.	L, 9-11 +
4/18/1999	Durham, N.C.	W, 10-9 (OT)
4/25/1999	Chapel Hill, N.C.	L, 7-8 +
4/15/2000	Charlottesville, Va.	L, 7-12
5/21/2000	Baltimore, Md.	L, 9-10 %
4/14/2001	Durham, N.C.	W, 10-9
4/13/2002	Charlottesville, Va.	L, 10-15
4/21/2002	Durham, N.C.	W, 14-13 +
4/12/2003	Durham, N.C.	L, 8-11
4/20/2003	Charlottesville, Va.	L, 6-12 +
4/17/2004	Charlottesville, Va.	L, 4-13
4/16/2005	Durham, N.C.	W, 17-2
4/14/2007	Durham, N.C.	W, 7-6 (OT)
4/29/2007	Durham, N.C.	W, 12-9 +
4/12/2008	Charlottesville, Va.	W, 19-9
4/27/2008	Charlottesville, Va.	W, 11-9 +
4/11/2009	Durham, N.C.	W, 15-10
4/24/2009	Chapel Hill, N.C.	W, 16-5 +
4/17/2010	Charlottesville, Va.	W, 13-9
4/23/2010	College Park, Md.	L, 12-16 +
5/29/2010	Baltimore, Md.	W, 14-13 %
4/16/2011	Durham, N.C.	W, 13-11
4/22/2011	Durham, N.C.	W, 19-10 +
4/13/2012	Charlottesville, Va.	W, 13-5
4/12/2013	Durham, N.C.	W, 19-16
4/11/2014	Charlottesville, Va.	W, 17-15
4/12/2015	Durham, N.C.	W, 15-7
4/17/2016	Charlottesville, Va.	W, 14-8
4/15/2017	Durham, N.C.	W, 20-11
4/14/2018	Charlottesville, Va.	W, 18-13
4/13/2019	Durham, N.C.	W, 12-7
5/25/2019	Philadelphia, Pa.	L, 12-13 (2OT) %
4/15/2021	Charlottesville, Va.	W, 13-12 (OT)
4/14/2022	Durham, N.C.	W, 17-8
3/31/2023	Charlottesville, Va.	W, 16-14
4/15/2023	Durham, N.C.	W, 15-14

+ ACC Tournament / % NCAA Tournament

VIRGINIA TECH (2-1)

4/4/1976	Blacksburg, Va.	L, 14-17
4/2/1977	Durham, N.C.	W, 16-9
3/1/1978	Blacksburg, Va.	W, 16-4

VIRGINIA MILITARY INSTITUTE (3-0)

3/4/2003	Durham, N.C.	W, 17-5
3/2/2004	Durham, N.C.	W, 18-11
3/1/2005	Durham, N.C.	W, 15-5

WILLIAM & MARY (8-5)

1948	Durham, N.C.	W, 15-1
1949	Durham, N.C.	W, 18-1
4/3/1971	Williamsburg, Va.	W, 14-3
3/31/1973	Durham, N.C.	W, 15-5
3/16/1974	Williamsburg, Va.	W, 6-5
3/15/1975	Durham, N.C.	L, 8-9
3/27/1976	Williamsburg, Va.	L, 11-21
3/22/1977	Durham, N.C.	W, 6-5
4/8/1978	Williamsburg, Va.	W, 11-10
4/7/1979	Durham, N.C.	L, 6-7 (2OT)
3/05/1983	Durham, N.C.	L, 14-18
3/03/1984	Williamsburg, Va.	L, 5-11
3/31/1985	Greensboro, N.C.	W, 21-14

YALE (8-8-1)

REGULAR SEASON: 8-7-1	NCAA TOURNAMENT: 0-1	
1947	New Haven, Conn.	L, 4-5
1948	New Haven, Conn.	W, 11-5
1954	New Haven, Conn.	T, 8-8 (OT)
1955	New Haven, Conn.	L, 4-10
1956	New Haven, Conn.	L, 2-12
3/18/1968	Durham, N.C.	L, 10-18
3/12/1977	Durham, N.C.	W, 9-8
3/10/1981	Durham, N.C.	L, 8-11
3/09/1982	New Haven, Conn.	W, 13-11
3/08/1983	Chapel Hill, N.C.	L, 8-11
3/13/1984	Durham, N.C.	W, 12-11(OT)
3/12/1985	Durham, N.C.	L, 9-12
3/11/1986	Durham, N.C.	W, 16-12
4/8/2001	Durham, N.C.	W, 10-8
4/7/2002	New Haven, Conn.	W, 11-6
3/8/2009	Durham, N.C.	W, 14-6
5/28/2018	Foxborough, Mass.	L, 11-13 %

% NCAA Tournament

DUKE IN ONE GOAL GAMES (94-76)

<i>Date</i>	<i>Opponent</i>	<i>Result</i>	<i>Location</i>	<i>Date</i>	<i>Opponent</i>	<i>Result</i>	<i>Location</i>
4/9/1938	North Carolina	W, 2-1	Chapel Hill, N.C.	3/5/1994	Maryland	L, 12-13 (OT)	Durham, N.C.
5/5/1939	Washington & Lee	W, 5-4 (2OT)	Durham, N.C.	3/12/1994	at Brown	W, 12-11	Providence, R.I.
1940	at Virginia	L, 5-6	Charlottesville, Va.	3/27/1994	Georgetown	W, 11-10 (OT)	Durham, N.C.
1940	Washington & Lee	L, 5-6	Durham, N.C.	3/30/1994	Lehigh	W, 9-8	Durham, N.C.
1947	at Yale	L, 4-5	New Haven, Conn.	4/16/1994	at Virginia	W, 9-8	Charlottesville, Va.
1948	Virginia	W, 6-5	Durham, N.C.	5/5/1994	at Princeton	L, 7-8	Princeton, N.J.
4/10/1948	Maryland	L, 4-5	Durham, N.C.	5/21/1994	at Syracuse	L, 11-12 %	Syracuse, N.Y.
1949	at Princeton	L, 8-9	Princeton, N.J.	4/5/1995	Massachusetts	W, 9-8	Durham, N.C.
1950	at Navy	L, 9-10	Annapolis, Md.	3/19/1996	at North Carolina	W, 11-10	Chapel Hill, N.C.
4/21/1951	at Washington College	W, 6-5	Chestertown, Md.	3/1/1997	at Maryland	W, 11-10	College Park, Md.
5/11/1951	Virginia	L, 10-11	Durham, N.C.	3/8/1997	Brown	L, 8-9 (OT)	Durham, N.C.
4/26/1952	at RPI	L, 5-6	Albany, N.Y.	3/12/1997	North Carolina	W, 8-7	Durham, N.C.
4/1/1953	Williams	W, 9-8	Williamstown, Mass.	3/22/1997	at Georgetown	W, 8-7	Washington D.C.
4/4/1956	Colgate	L, 6-7	Durham, N.C.	4/5/1997	Massachusetts	W, 8-7 (2OT)	Durham, N.C.
4/6/1959	Brown	W, 6-5	Durham, N.C.	5/3/1997	Penn State	W, 7-6 (OT)	Durham, N.C.
4/11/1960	Brown	W, 6-5	Durham, N.C.	5/18/1997	Johns Hopkins	W, 12-11 (OT) %	College Park, Md.
5/5/1961	at Franklin & Marshall	W, 6-5	Lancaster, Pa.	5/24/1997	Princeton	L, 9-10 %	College Park, Md.
5/6/1967	Towson	L, 5-6	Durham, N.C.	3/15/1998	at Navy	W, 7-6	Annapolis, Md.
4/13/1968	Randolph-Macon	L, 12-13	Durham, N.C.	3/22/1998	Georgetown	W, 8-7	Durham, N.C.
4/12/1969	Fairleigh Dickinson	L, 4-5	Durham, N.C.	4/11/1998	at Virginia	L, 11-12	Charlottesville, Va.
3/18/1971	Pennsylvania	L, 8-9	Durham, N.C.	3/7/1999	at Maryland	W, 11-10	College Park, Md.
4/10/1971	at Randolph-Macon	W, 9-8	Ashland, Va.	4/14/1999	North Carolina	L, 9-10	Durham, N.C.
5/8/1971	at Washington College	L, 9-10 (2OT)	Chestertown, Md.	4/18/1999	Virginia	W, 10-9 (OT)	Durham, N.C.
3/18/1972	Dartmouth	W, 14-13	Durham, N.C.	4/25/1999	Virginia	L, 7-8 +	Chapel Hill, N.C.
4/1/1972	Baltimore University	W, 7-6	Baltimore, Md.	3/5/2000	Maryland	W, 9-8	Durham, N.C.
4/22/1972	Fairleigh Dickinson	W, 9-8 (2OT)	Durham, N.C.	3/11/2000	at Loyola	L, 10-11	Loyola, Md.
3/24/1973	Baltimore University	L, 9-10	Baltimore, Md.	3/18/2000	at Brown	L, 8-9	Providence, R.I.
3/26/1973	North Carolina	L, 10-11	Durham, N.C.	3/27/2000	Georgetown	W, 13-12	Durham, N.C.
3/16/1974	William & Mary	W, 6-5	Williamsburg, Va.	4/21/2000	at Maryland	L, 6-7 +	College Park, Md.
3/30/1974	at Baltimore University	L, 8-9	Baltimore, Md.	4/28/2000	at Penn State	W, 6-5	University Park, Pa.
4/17/1974	at Randolph-Macon	W, 8-7	Ashland, Va.	5/21/2000	Virginia	L, 9-10 %	Baltimore, Md.
4/20/1974	Washington College	W, 12-11	Durham, N.C.	3/31/2001	at Harvard	L, 5-6	Cambridge, Mass.
3/15/1975	William & Mary	L, 8-9	Durham, N.C.	4/14/2001	Virginia	W, 10-9	Durham, N.C.
2/29/1976	North Carolina	W, 14-13	Durham, N.C.	3/3/2002	Maryland	W, 9-8 (2OT)	Durham, N.C.
3/15/1976	at Baltimore University	L, 15-16	Baltimore, Md.	4/5/2002	at Princeton	L, 6-7 (3OT)	Princeton, N.J.
3/12/1977	Yale	W, 9-8	Durham, N.C.	4/19/2002	Maryland	W, 8-7 (OT) +	Durham, N.C.
3/22/1977	William & Mary	W, 6-5	Durham, N.C.	4/21/2002	Virginia	W, 14-13 +	Durham, N.C.
3/29/1978	Delaware	L, 13-14	Newark, Del.	5/18/2002	Syracuse	L, 9-10	Hempstead, N.Y.
4/8/1978	William & Mary	W, 11-10	Williamsburg, Va.	3/14/2003	Villanova	W, 6-5	Durham, N.C.
3/31/1979	Salisbury State	W, 14-13	Durham, N.C.	3/23/2003	at Georgetown	L, 5-6 (OT)	Washington D.C.
4/7/1979	William & Mary	L, 6-7 (2OT)	Durham, N.C.	4/18/2003	Maryland	W, 7-6 +	Charlottesville, Va.
4/13/1984	Yale	W, 12-11 (OT)	Durham, N.C.	4/26/2003	at Hofstra	L, 8-9	Hempstead, N.Y.
4/3/1984	at Lynchburg	L, 9-10	Lynchburg, Va.	3/20/2004	North Carolina	L, 9-10 (OT)	Durham, N.C.
4/18/1984	Washington & Lee	L, 9-10	Durham, N.C.	3/27/2004	Georgetown	L, 8-9	Durham, N.C.
3/5/1985	Pennsylvania	W, 7-6	Durham, N.C.	4/10/2004	Johns Hopkins	L, 5-6	Durham, N.C.
4/6/1985	Delaware	L, 7-8	Durham, N.C.	5/4/2004	Denver	W, 10-9	Durham, N.C.
3/1/1986	Washington & Lee	W, 7-6	Chapel Hill, N.C.	3/12/2005	Loyola	W, 6-5	Durham, N.C.
4/19/1986	North Carolina	L, 8-9 (OT)	Chapel Hill, N.C.	4/8/2005	Johns Hopkins	L, 10-11 (2OT)	Baltimore, Md.
3/13/1987	at Hofstra	L, 11-12	Hempstead, N.Y.	5/30/2005	Johns Hopkins	L, 8-9 %	Philadelphia, Pa.
4/18/1987	North Carolina	W, 10-9	Durham, N.C.	3/4/2006	Maryland	L, 7-8 (OT)	Durham, N.C.
3/6/1988	St. John's	W, 11-10	Durham, N.C.	3/10/2007	Loyola	L, 7-8	San Diego, Calif.
4/12/1988	Guilford	W, 10-9	Durham, N.C.	3/20/2007	Cornell	L, 7-8	Durham, N.C.
4/16/1988	Loyola	W, 9-8 (OT)	Durham, N.C.	4/14/2007	Virginia	W, 7-6 (OT)	Durham, N.C.
3/14/1989	at St. John's	L, 8-9 (OT)	Queens, N.Y.	5/26/2007	Cornell	W, 12-11 %	Baltimore, Md.
4/28/1989	Maryland	W, 7-6 +	Chapel Hill, N.C.	5/28/2007	Johns Hopkins	L, 11-12 %	Baltimore, Md.
3/4/1990	at Villanova	L, 9-10	Philadelphia, Pa.	5/24/2008	Johns Hopkins	L, 9-10 %	Baltimore, Md.
3/11/1990	Maryland	L, 8-9 (2OT)	Durham, N.C.	2/20/2009	Colgate	W, 9-8	Durham, N.C.
3/30/1991	Navy	L, 8-9	Durham, N.C.	5/17/2009	North Carolina	W, 12-11 %	Annapolis, Md.
3/7/1992	Maryland	L, 13-14 (OT)	Durham, N.C.	2/13/2010	Bucknell	W, 12-11 (OT)	Atlanta, Ga.
4/4/1992	Adelphi	W, 9-8	Durham, N.C.	3/6/2010	Maryland	L, 10-11 (OT)	Baltimore, Md.
4/15/1992	at North Carolina	L, 8-9	Chapel Hill, N.C.	3/30/2010	Brown	W, 11-10	Durham, N.C.
5/1/1993	at Georgetown	W, 10-9	Washington D.C.	5/29/2010	Virginia	W, 14-13 %	Baltimore, Md.
				5/31/2010	Notre Dame	W, 6-5 (OT) %	Baltimore, Md.
				3/5/2011	Maryland	W, 9-8 (OT)	Durham, N.C.
				5/14/2011	Delaware	W, 15-14 %	Durham, N.C.

3/27/2012	Brown	W, 9-8	Durham, N.C.
4/7/2012	Marist	W, 11-0	Durham, N.C.
4/20/2012	Maryland	W, 6-5 +	Charlottesville, Va.
3/8/2013	Loyola	W, 9-8	Durham, N.C.
3/30/2013	Harvard	W, 12-11	Cambridge, Mass.
4/26/2013	North Carolina	L, 17-18	Chapel Hill, N.C.
5/12/2013	Loyola	W, 12-11 (20T)	Durham, N.C.
5/19/2013	Notre Dame	W, 12-11	Indianapolis, Ind.
3/15/2014	North Carolina	W, 9-8 (OT)	Durham, N.C.
4/25/2014	Syracuse	L, 15-16 +	Chester, Pa.
3/29/2015	North Carolina	L, 14-15	Chapel Hill, N.C.
4/26/2015	Syracuse	L, 14-15+	Chester, Pa.
3/22/2016	Air Force	L, 9-10 (OT)	Durham, N.C.
3/26/2016	Syracuse	W, 16-15 (OT)	Durham, N.C.
4/1/2016	North Carolina	L, 16-17 (OT)	Durham, N.C.
4/29/2016	Notre Dame	W, 10-9 (OT) +	Kennesaw, Ga.
2/5/2017	Air Force	L, 10-11	Durham, N.C.
3/5/2017	Richmond	W, 9-8	Richmond, Va.
3/25/2017	Syracuse	L, 11-12 (OT)	Syracuse, N.Y.
4/28/2017	Notre Dame	L, 6-7 +	Durham, N.C.
2/24/2018	Penn	L, 9-10	Philadelphia, Pa.
3/24/2018	Syracuse	L, 14-15	Durham, N.C.
3/30/2018	North Carolina	W, 11-10	Durham, N.C.
2/16/2019	Denver	W, 10-9	Durham, N.C.
3/24/2019	Syracuse	L, 8-9 (OT)	Syracuse, N.Y.
4/20/2019	Marquette	W, 10-9 (OT)	Bethpage, N.Y.
5/12/2019	Richmond	W, 12-11 %	Durham, N.C.
5/18/2019	Notre Dame	W, 14-13 (OT) %	Hempstead, N.Y.
5/25/2019	Virginia	L, 12-13 (20T) %	Philadelphia, Pa.
2/1/2020	Air Force	L, 13-14	Durham, N.C.
2/28/2020	Richmond	W, 16-15 (OT)	Durham, N.C.
3/25/2021	Syracuse	W, 15-14	Durham, N.C.
4/1/2021	North Carolina	W, 12-11 (OT)	Durham, N.C.
4/15/2021	Virginia	W, 13-12 (OT)	Charlottesville, Va.
4/22/2021	Notre Dame	W, 13-12 (OT)	Durham, N.C.
5/23/2021	Loyola	W, 10-9 (OT)	Notre Dame, Ind.
2/26/2022	Penn	L, 13-14 (OT)	Levittown, N.Y.
4/9/2022	Notre Dame	L, 15-16	Durham, N.C.
2/11/2023	Jacksonville	L, 12-13	Jacksonville, Fla.
2/17/2023	Denver	W, 14-13 (OT)	Durham, N.C.
3/5/2023	Syracuse	W, 14-13 (OT)	Syracuse, N.Y.
4/15/2023	Virginia	W, 15-14	Durham, N.C.
5/14/2023	Delaware	W, 12-11	Durham, N.C.
5/27/2023	Penn State	W, 16-15 (OT)%	Philadelphia, Pa.

+ ACC Tournament

% NCAA Tournament

DUKE IN OVERTIME GAMES (32-22-1)

5/13/1938	Virginia	L, 5-7 (20T)	Durham, N.C.
5/5/1939	Washington & Lee	W, 2-1 (OT)	Durham, N.C.
5/10/1954	Yale	T, 8-8 (OT)	New Haven, Conn.
3/18/1971	Pennsylvania	L, 8-9 (20T)	Durham, N.C.
5/8/1971	at Washington College	L, 9-10 (20T)	Chestertown, Md.
4/22/1972	Fairleigh Dickinson	W, 9-8 (20T)	Durham, N.C.
3/26/1974	Drexel	W, 18-14 (20T)	Durham, N.C.
4/7/1979	William & Mary	L, 6-7 (20T)	Durham, N.C.
4/5/1980	Delaware	L, 10-11 (OT)	Durham, N.C.
3/13/1984	Yale	W, 12-11 (OT)	Durham, N.C.
4/19/1986	North Carolina	L, 8-9 (OT)	Chapel Hill, N.C.
4/16/1988	Loyola	W, 9-8 (OT)	Durham, N.C.
3/14/1989	at St. John's	L, 8-9 (OT)	Queens, N.Y.
3/11/1990	Maryland	L, 8-9 (20T)	Durham, N.C.
3/7/1992	Maryland	L, 13-14 (OT)	Durham, N.C.
3/5/1994	Maryland	L, 12-13 (OT)	Durham, N.C.
3/27/1994	Georgetown	W, 11-10 (OT)	Durham, N.C.
3/30/1994	Lehigh	W, 9-8 (OT)	Durham, N.C.
3/8/1997	Brown	L, 8-9 (OT) %	Durham, N.C.
4/5/1997	Massachusetts	W, 8-7 (20T)	Durham, N.C.
5/3/1997	Penn State	W, 7-6 (OT)	Durham, N.C.
5/18/1997	Johns Hopkins	W, 12-11 (OT)	College Park, Md.
4/18/1999	Virginia	W, 10-9 (OT)	Durham, N.C.
3/3/2002	Maryland	W, 9-8 (20T)	Durham, N.C.
4/5/2002	at Princeton	L, 6-7 (30T)	Princeton, N.J.
4/19/2002	Maryland	W, 8-7 (OT) +	Durham, N.C.
3/23/2003	at Georgetown	L, 5-6 (OT)	Washington D.C.
3/20/2004	North Carolina	L, 9-10 (OT)	Durham, N.C.
4/8/2005	Johns Hopkins	L, 10-11 (20T)	Baltimore, Md.
3/4/2006	Maryland	L, 7-8 (OT)	Durham, N.C.
4/14/2007	Virginia	W, 7-6 (OT)	Durham, N.C.
2/13/2010	Bucknell	W, 12-11 (OT)	Atlanta, Ga.
3/6/2010	Maryland	L, 10-11 (OT)	Baltimore, Md.
5/31/2010	Notre Dame	W, 6-5 (OT) %	Baltimore, Md.
3/5/2011	Maryland	W, 9-8 (OT)	Durham, N.C.
5/12/2013	Loyola	W, 12-11 (20T)	Durham, N.C. %
3/15/2014	North Carolina	W, 9-8 (OT)	Durham, N.C.
3/22/2016	Air Force	L, 9-10 (OT)	Durham, N.C.
3/26/2016	Syracuse	W, 16-15 (OT)	Durham, N.C.
4/1/2016	North Carolina	L, 16-17 (OT)	Durham, N.C.
4/29/2016	Notre Dame	W, 10-9 (OT) +	Kennesaw, Ga.
3/25/2017	at Syracuse	L, 11-12 (OT)	Syracuse, N.Y.
3/24/2019	at Syracuse	L, 8-9 (OT)	Syracuse, N.Y.
4/20/2019	vs. Marquette	W, 10-9 (OT)	Bethpage, N.Y.
5/18/2019	vs. Notre Dame	W, 14-13 (OT)	Hempstead, N.Y.
5/25/2019	vs. Virginia	L, 12-13 (20T) %	Philadelphia, Pa.
2/28/2020	Richmond	W, 16-15 (OT)	Durham, N.C.
4/1/2021	North Carolina	W, 12-11 (OT)	Durham, N.C.
4/15/2021	Virginia	W, 13-12 (OT)	Charlottesville, Va.
4/22/2021	Notre Dame	W, 13-12 (OT)	Durham, N.C.
5/23/2021	Loyola	W, 10-9 (OT)	Notre Dame, Ind.
2/26/2022	Penn	L, 14-14 (OT)	Levittown, N.Y.
2/17/2023	Denver	W, 14-13 (OT)	Durham, N.C.
3/5/2023	Syracuse	W, 14-13 (OT)	Syracuse, N.Y.
5/27/2023	Penn State	W, 16-15 (OT) %	Philadelphia, Pa.

+ ACC Tournament, % NCAA Tournament

DUKE RECORD BY MONTH

FEBRUARY (79-20)

Date	Opponent	Location	Result
2/26/1983	Boston College	Chapel Hill, N.C.	W, 9-5
2/26/1986	Hampden-Sydney	Hampden-Sydney, Va.	W, 10-5
2/24/1990	Roanoke	Salem, Va.	W, 11-3
2/28/1990	Guilford	Durham, N.C.	W, 22-5
2/26/1991	Guilford	Durham, N.C.	W, 20-4
2/29/1992	Roanoke	Salem, Va.	W, 21-6
2/27/1993	Stony Brook	Stony Brook, N.Y.	W, 18-4
2/28/1993	Mount St. Mary's	Durham, N.C.	W, 16-2
2/26/1994	Butler	Durham, N.C.	W, 20-6
2/25/1995	Butler	Durham, N.C.	W, 19-4
2/28/1998	Maryland	Durham, N.C.	L, 9-15
2/26/1999	Butler	Durham, N.C.	W, 20-5
2/28/1999	Colgate	Durham, N.C.	W, 21-10
2/26/2000	Ohio State	Durham, N.C.	W, 16-7
2/27/2000	Butler	Durham, N.C.	W, 15-10
2/23/2001	Drexel	Durham, N.C.	W, 10-5
2/25/2001	Butler	Durham, N.C.	W, 12-4
2/23/2002	Butler	Durham, N.C.	W, 12-4
2/22/2003	Air Force	Denver, Colo.	W, 13-8
2/23/2003	Denver	Denver, Colo.	W, 11-8
2/28/2004	UMBC	Durham, N.C.	W, 11-8
2/19/2005	Butler	Durham, N.C.	W, 12-8
2/26/2005	UMBC	Durham, N.C.	W, 12-10
2/18/2006	Butler	Durham, N.C.	W, 20-3
2/25/2006	Villanova	Durham, N.C.	W, 13-2
2/28/2006	Bellarmino	Durham, N.C.	W, 16-1
2/24/2007	Dartmouth	Durham, N.C.	W, 17-11
2/25/2007	Denver	Durham, N.C.	W, 13-9
2/16/2008	Bucknell	Durham, N.C.	W, 16-4
2/23/2008	Vermont	Durham, N.C.	W, 19-7
2/14/2009	Bucknell	Durham, N.C.	W, 11-7
2/20/2009	Colgate	Durham, N.C.	W, 9-8
2/22/2009	Harvard	Durham, N.C.	L, 6-9
2/13/2010	Bucknell	Powder Springs, Ga.	W, 12-11 OT
2/20/2010	Notre Dame	Durham, N.C.	L, 7-11
2/27/2010	Pennsylvania	Durham, N.C.	W, 16-11
2/12/2011	Siena	Durham, N.C.	W, 20-6
2/20/2011	Notre Dame	Jacksonville, Fla.	L, 7-12*
2/26/2011	Penn	Philadelphia, Pa.	L, 3-7
2/11/2012	Rutgers	Durham, N.C.	W, 16-8
2/18/2012	Notre Dame	Notre Dame, Ind.	L, 3-7
2/24/2012	Penn	Durham, N.C.	W, 12-8
2/26/2012	Jacksonville	Durham, N.C.	W, 16-7
2/9/2013	Denver	Durham, N.C.	L, 12-14
2/10/2013	Jacksonville	Durham, N.C.	W, 21-9
2/16/2013	Notre Dame	Durham, N.C.	L, 5-13
2/17/2013	Mercer	Durham, N.C.	W, 15-3
2/22/2013	Penn	Philadelphia, Pa.	L, 9-14
2/8/2014	Jacksonville	Durham, N.C.	W, 16-10
2/15/2014	Denver	Durham, N.C.	W, 14-10
2/21/2014	Penn	Durham, N.C.	W, 9-6
2/23/2014	Stony Brook	Durham, N.C.	W, 14-6
2/7/2015	at High Point	High Point, N.C.	W, 16-13
2/8/2015	AIR FORCE	Durham, N.C.	W, 13-7
2/14/2015	vs. Denver	Kennesaw, Ga.	L, 13-17
2/15/2015	at Mercer	Macon, Ga.	W, 16-6
2/28/2015	HARVARD	Durham, N.C.	W, 21-14
2/12/2016	High Point	Durham, N.C.	W, 17-6
2/14/2016	Lehigh	Durham, N.C.	W, 13-11
2/20/2016	vs. Denver	Kennesaw, Ga.	L, 12-14
2/27/2016	at Jacksonville	Jacksonville, Fla.	W, 18-5
2/29/2016	Mercer	Durham, N.C.	W, 19-9
2/5/2017	Air Force	Durham, N.C.	L, 10-11
2/10/2017	High Point	Durham, N.C.	W, 10-5
2/12/2017	Cleveland State	Durham, N.C.	W, 22-7
2/18/2017	Denver	Denver, Colo.	L, 9-14
2/25/2017	Saint Joseph's	Durham, N.C.	W, 16-3
2/3/2018	Air Force	Durham, N.C.	W, 18-4
2/8/2018	High Point	Durham, N.C.	W, 18-6
2/10/2018	Jacksonville	Durham, N.C.	W, 19-8
2/16/2018	Denver	Durham, N.C.	W, 15-12
2/24/2018	Penn	Philadelphia, Pa.	L, 9-10
2/2/2019	Furman	Greenville, S.C.	W, 17-9
2/6/2019	High Point	Durham, N.C.	L, 9-13
2/9/2019	Jacksonville	Jacksonville, Fla.	W, 15-8
2/16/2019	Denver	Durham, N.C.	W, 10-9
2/23/2019	Penn	Durham, N.C.	W, 17-7
2/1/2020	Air Force	Durham, N.C.	L, 13-14
2/8/2020	High Point	High Point, N.C.	W, 17-18
2/15/2020	Denver	Denver, Colo.	W, 15-13
2/22/2020	Penn	Charlotte, N.C.	L, 11-14
2/28/2020	Richmond	Durham, N.C.	W, 16-15 (OT)
2/5/2021	Denver	Durham, N.C.	W, 12-10
2/7/2021	Robert Morris	Durham, N.C.	W, 16-12
2/13/2021	Mercer	Durham, N.C.	W, 17-8
2/20/2021	Towson	Towson, Md.	W, 19-7
2/27/2021	Air Force	Durham, N.C.	W, 17-7
2/4/2022	Robert Morris	Durham, N.C.	W, 21-12
2/6/2022	Vermont	Durham, N.C.	W, 15-7
2/11/2022	Manhattan	Durham, N.C.	W, 17-7
2/13/2022	Jacksonville	Durham, N.C.	L, 12-14
2/19/2022	Denver	Durham, N.C.	W, 19-10
2/22/2022	Delaware	Durham, N.C.	W, 19-14
2/26/2022	Penn	Durham, N.C.	L, 13-14 (OT)
2/4/2023	Bellarmino	Durham, N.C.	W, 19-7
2/7/2023	High Point	Durham, N.C.	W, 20-8
2/11/2023	Jacksonville	Jacksonville, Fla.	L, 12-13
2/17/2023	Denver	Durham, N.C.	W, 14-13 (OT)
2/25/2023	Penn	Philadelphia, Pa.	W, 14-12

*Sunshine Classic

MARCH (239-134)

Date	Opponent	Location	Result
3/22/1965	Amherst	Durham, N.C.	L, 2-8
3/23/1965	Amherst	Durham, N.C.	L, 4-8
3/26/1965	Swarthmore	Durham, N.C.	L, 4-10
3/24/1967	Villanova	Durham, N.C.	W, 12-5
3/30/1967	Cornell	Boca Raton, Fla.	L, 4-22
3/18/1968	Yale	Durham, N.C.	L, 10-18
3/22/1968	Adelphi	Durham, N.C.	W, 10-6
3/26/1968	Air Force	Boca Raton, Fla.	L, 2-15
3/30/1968	Cornell	Boca Raton, Fla.	L, 4-15
3/20/1969	Ohio Wesleyan	Durham, N.C.	W, 8-1
3/29/1969	Swarthmore	Boca Raton, Fla.	W, 9-5
3/14/1970	Pennsylvania	Durham, N.C.	L, 3-5
3/20/1970	Randolph-Macon	Durham, N.C.	L, 5-9
3/18/1971	Pennsylvania	Durham, N.C.	L, 8-9 (20T)
3/20/1971	Ohio Wesleyan	Durham, N.C.	W, 9-1
3/25/1971	Hobart	Greensboro, N.C.	L, 4-15
3/31/1971	RPI	Durham, N.C.	W, 10-5
3/8/1972	Michigan	Durham, N.C.	W, 17-5
3/11/1972	Roanoke	Durham, N.C.	W, 13-8
3/15/1972	East Carolina	Greenville, N.C.	W, 17-7
3/18/1972	Dartmouth	Durham, N.C.	W, 14-13
3/22/1972	Wittenberg	Durham, N.C.	L, 6-8
3/25/1972	Ohio State	Durham, N.C.	W, 19-4
3/29/1972	RPI	Durham, N.C.	W, 14-10
3/1/1973	N.C. State	Raleigh, N.C.	W, 22-0
3/10/1973	Maryland	Durham, N.C.	L, 9-26
3/14, 1973	at Roanoke	Roanoke, Va.	L, 7-13

3/17/1973	RPI	Durham, N.C.	W, 10-8	3/15/1982	New Hampshire	Baltimore, Md.	L, 12-14
3/21/1973	Dartmouth	Durham, N.C.	W, 12-7	3/17/1982	Maryland	College Park, Md.	L, 10-15
3/24/1973	Baltimore University	Durham, N.C.	L, 9-10	3/23/1982	Virginia	Charlottesville, Va.	L, 8-15
3/28/1973	Denison	Durham, N.C.	L, 8-15	3/2/1983	Washington & Lee	Lexington, Va.	L, 8-12
3/31/1973	William & Mary	Durham, N.C.	W, 15-5	3/5/1983	William & Mary	Durham, N.C.	L, 14-18
3/2/1974	Tulane	Atlanta, G.A.	W, 18-6	3/8/1983	Yale	Chapel Hill, NC	L, 8-11
3/3/1974	Georgia Tech	Durham, N.C.	W, 15-9	3/12/1983	Maryland	Durham, N.C.	L, 7-25
3/9/1974	Maryland	Durham, N.C.	L, 5-27	3/19/1983	Notre Dame	Chapel Hill, NC	W, 13-5
3/16/1974	William & Mary	Williamsburg, Va.	W, 6-5	3/21/1983	Ohio State	Baltimore, Md.	W, 9-3
3/20/1974	N.C. State	Durham, N.C.	W, 17-5	3/26/1983	Virginia	Charlottesville, Va.	L, 4-15
3/23/1974	UMBC	Durham, N.C.	W, 17-12	3/30/1983	Guilford	Greensboro, N.C.	W, 10-6
3/26/1974	Drexel	Durham, N.C.	W, 18-14 (20T)	3/3/1984	William & Mary	Williamsburg, Va.	L, 5-11
3/30/1974	Baltimore University	Baltimore, Md.	L, 8-9	3/6/1984	Holy Cross	Durham, N.C.	W, 14-11
3/1/1975	Georgia Tech	Atlanta, G.A.	W, 11-7	3/9/1984	Maryland	College Park, Md.	L, 4-16
3/2/1975	Tulane	Atlanta, G.A.	W, 15-7	3/13/1984	Yale	Chapel Hill, NC	W, 12-11(OT)
3/12/1975	Washington & Lee	Lexington, Va.	L, 2-23	3/15/1984	Georgetown	Durham, N.C.	W, 21-4
3/15/1975	William & Mary	Durham, N.C.	L, 8-9	3/17/1984	Navy	Annapolis, Md.	L, 5-14
3/20/1975	Ohio State	Hero's Tournament	L, 6-8	3/21/1984	Notre Dame	Durham, N.C.	W, 8-5
3/23/1975	Air Force	Hero's Tournament	L, 7-10	3/24/1984	Virginia	Charlottesville, Va.	L, 4-19
3/26/1975	Drexel	Durham, N.C.	L, 9-13	3/31/1984	Hampden-Sydney	Durham, N.C.	W, 11-6
3/29/1975	Baltimore University	Durham, N.C.	L, 8-18	3/2/1985	Washington & Lee	Lexington, Va.	L, 6-8
3/6/1976	Washington & Lee	Durham, N.C.	L, 8-19	3/5/1985	Pennsylvania	Durham, N.C.	W, 7-6
3/13/1976	Virginia	Charlottesville, Va.	L, 3-21	3/8/1985	Maryland	College Park, Md.	L, 6-8
3/15/1976	Baltimore University	Baltimore, Md.	L, 15-16	3/12/1985	Yale	Durham, N.C.	L, 9-12
3/20/1976	South Carolina	Durham, N.C.	W, 22-2	3/16/1985	Navy	Durham, N.C.	L, 6-13
3/22/1976	Gettysburg	Durham, N.C.	W, 13-9	3/19/1985	Radford	Durham, N.C.	W, 18-4
3/27/1976	at William & Mary	Williamsburg, Va.	L, 11-21	3/21/1985	Notre Dame	Baltimore, Md.	W, 18-4
3/31/1976	N.C. State	Durham, N.C.	W, 16-10	3/23/1985	Dartmouth	Wilton, Conn.	W, 11-7
3/5/1977	Washington & Lee	Lexington, Va.	L, 5-18	3/29/1985	Ohio State	Durham, N.C.	W, 19-8
3/12/1977	Yale	Durham, N.C.	W, 9-8	3/31/1985	William & Mary	Greensboro, N.C.	W, 21-14
3/18/1977	Roanoke	Durham, N.C.	L, 3-7	3/1/1986	Washington & Lee	Chapel Hill, NC	W, 7-6
3/22/1977	William & Mary	Durham, N.C.	W, 6-5	3/4/1986	Boston College	Durham, N.C.	W, 17-3
3/24/1977	Franklin & Marshall	Durham, N.C.	W, 14-5	3/7/1986	Maryland	Durham, N.C.	L, 3-10
3/27/1977	Maryland	Durham, N.C.	L, 2-19	3/11/1986	Yale	Durham, N.C.	W, 16-12
3/1/1978	Virginia Tech	Blacksburg, Va.	W, 16-4	3/15/1986	St. John's	Durham, N.C.	W, 14-4
3/4/1978	Washington & Lee	Durham, N.C.	W, 12-10	3/18/1986	Vermont	Durham, N.C.	W, 23-7
3/7/1978	The Citadel	Charleston, S.C.	W, 27-2	3/22/1986	Dartmouth	Towson, Md.	W, 12-3
3/11/1978	Virginia	Charlottesville, Va.	L, 8-19	3/24/1986	Michigan State	Durham, N.C.	W, 27-3
3/15/1978	Syracuse	Durham, N.C.	W, 10-7	3/28/1986	Villanova	Villanova, Pa.	W, 10-8
3/18/1978	Roanoke	Roanoke, Va.	L, 7-9	3/2/1987	Hampden-Sydney	Durham, N.C.	W, 15-11
3/23/1978	Franklin & Marshall	Lancaster, Pa.	W, 12-6	3/4/1987	Boston College	Durham, N.C.	W, 12-2
3/26/1978	Maryland	Durham, N.C.	L, 7-14	3/7/1987	Maryland	College Park, Md.	L, 6-14
3/29/1978	Delaware	Durham, N.C.	L, 13-14	3/10/1987	Ohio Wesleyan	Durham, N.C.	W, 13-6
3/3/1979	Georgia	Athens, Ga.	W, 22-3	3/13/1987	Hofstra	Hempstead, NY	L, 11-12
3/7/1979	Washington & Lee	Lexington, Va.	L, 8-13	3/15/1987	St. John's	Queens, NY	W, 9-6
3/10/1979	Virginia	Durham, N.C.	L, 10-14	3/20/1987	Roanoke	Durham, N.C.	W, 10-5
3/17/1979	Roanoke	Durham, N.C.	L, 8-16	3/22/1987	Washington	Durham, N.C.	W, 9-6
3/22/1979	Ohio Wesleyan	Durham, N.C.	W, 14-8	3/28/1987	Loyola	Baltimore, Md.	L, 12-16
3/24/1979	Guilford	Greensboro, N.C.	W, 22-7	3/2/1988	Penn State	Durham, N.C.	W, 22-8
3/28/1979	Maryland	College Park, Md.	L, 9-22	3/5/1988	Boston College	Durham, N.C.	W, 18-4
3/31/1979	Salisbury State	Durham, N.C.	W, 14-13	3/6/1988	St. John's	Durham, N.C.	W, 11-10
3/8/1980	Virginia	Charlottesville, Va.	L, 4-17	3/13/1988	Maryland	Durham, N.C.	L, 5-10
3/11/1980	Georgia	Athens, Ga.	W, 18-5	3/19/1988	Virginia	Charlottesville, Va.	L, 9-16
3/12/1980	Georgia Tech Club	Atlanta, Ga.	W, 20-3	3/27/1988	New Hampshire	Durham, N.C.	W, 14-3
3/15/1980	Hampden-Sydney	Durham, N.C.	W, 21-3	3/30/1988	Roanoke	Salem, Va.	W, 14-6
3/22/1980	Princeton	Hempstead, NY	L, 9-15	3/1/1989	Guilford	Durham, N.C.	W, 17-6
3/25/1980	Maryland	College Park, Md.	L, 7-16	3/4/1989	Boston College	Durham, N.C.	W, 22-8
3/7/1981	Virginia	Durham, N.C.	L, 4-13	3/11/1989	Maryland	College Park, Md.	L, 6-9
3/10/1981	Yale	Durham, N.C.	L, 8-11	3/14/1989	St. John's	Queens, NY	L, 8-9 (OT)
3/14/1981	Salisbury State	Salisbury, Md.	L, 6-15	3/19/1989	Virginia	Durham, N.C.	L, 7-18
3/18/1981	UMBC	Baltimore, Md.	L, 5-8	3/22/1989	Roanoke	Durham, N.C.	W, 13-10
3/21/1981	Princeton	Hempstead, NY	L, 2-6	3/25/1989	Villanova	Durham, N.C.	W, 16-10
3/25/1981	Maryland	Durham, N.C.	L, 8-16	3/26/1989	Ohio State	Chapel Hill, NC	W, 28-6
3/28/1981	Delaware	Durham, N.C.	L, 10-12	3/29/1989	Delaware	Durham, N.C.	W, 10-8
3/2/1982	Washington & Lee	Durham, N.C.	L, 6-12	3/4/1990	Villanova	Villanova, Pa.	L, 9-10
3/7/1982	Salisbury State	Durham, N.C.	W, 12-6	3/7/1990	Boston College	Durham, N.C.	W, 26-10
3/9/1982	Yale	Chapel Hill, NC	W, 13-11	3/11/1990	Maryland	Durham, N.C.	L, 8-9 (20T)
3/12/1982	Georgetown	Chapel Hill, NC	W, 13-6	3/17/1990	Virginia	Charlottesville, Va.	L, 8-21
				3/20/1990	UMBC	Durham, N.C.	W, 12-9

3/24/1990	Dartmouth	Durham, N.C.	W, 12-9	3/6/2001	Sacred Heart	Durham, N.C.	W, 19-7
3/25/1990	Radford	Chapel Hill, NC	W, 20-4	3/10/2001	Loyola	Durham, N.C.	L, 8-10
3/31/1990	Navy	Durham, N.C.	L, 8-12	3/13/2001	Radford	Radford, VA	W, 19-5
3/2/1991	Roanoke	Durham, N.C.	W, 20-7	3/17/2001	Brown	Durham, N.C.	W, 16-10
3/9/1991	Maryland	College Park, Md.	L, 11-13	3/21/2001	North Carolina	Chapel Hill, NC	W, 11-8
3/16/1991	Virginia	Durham, N.C.	L, 10-14	3/25/2001	Georgetown	Washington, D.C.	L, 7-14
3/23/1991	North Carolina	Durham, N.C.	L, 6-15	3/31/2001	Harvard	Boston, Mass.	L, 5-6
3/27/1991	UMBC	Durham, N.C.	W, 20-5	3/3/2002	Maryland	Durham, N.C.	W, 9-8 (20T)
3/30/1991	Navy	Durham, N.C.	L, 8-9	3/9/2002	Loyola	Baltimore, Md.	L, 9-11
3/7/1992	Maryland	Durham, N.C.	L, 13-14 (OT)	3/16/2002	Dartmouth	Durham, N.C.	W, 15-7
3/14/1992	Virginia	Charlottesville, Va.	W, 12-10	3/20/2002	North Carolina	Durham, N.C.	L, 7-9
3/21/1992	Navy	Annapolis, Md.	L, 8-11	3/24/2002	Georgetown	Durham, N.C.	L, 7-9
3/28/1992	Syracuse	Providence, R.I.	L, 12-15	3/30/2002	Harvard	Durham, N.C.	W, 10-7
3/29/1992	Brown	Providence, R.I.	L, 4-16	3/1/2003	Maryland	College Park, Md.	L, 7-13
3/6/1993	Maryland	College Park, Md.	W, 9-5	3/4/2003	VMI	Durham, N.C.	W, 17-5
3/6/1993	Butler	Durham, N.C.	W, 19-7	3/8/2003	Loyola	Durham, N.C.	W, 10-4
3/13/1993	Virginia	Durham, N.C.	L, 10-14	3/11/2003	Lehigh	Durham, N.C.	W, 17-6
3/20/1993	Navy	Durham, N.C.	L, 11-12	3/14/2003	Villanova	Durham, N.C.	W, 6-5
3/27/1993	Villanova	Durham, N.C.	W, 17-5	3/19/2003	North Carolina	Chapel Hill, NC	L, 9-14
3/1/1994	Holy Cross	Durham, N.C.	W, 20-6	3/23/2003	Georgetown	Washington, D.C.	L, 5-6 (OT)
3/5/1994	Maryland	Durham, N.C.	L, 12-13 (OT)	3/29/2003	Harvard	Durham, N.C.	W, 15-7
3/9/1994	UMBC	Baltimore, Md.	W, 14-7	3/2/2004	VMI	Durham, N.C.	W, 18-11
3/12/1994	Brown	Providence, R.I.	W, 12-11	3/6/2004	Maryland	Durham, N.C.	L, 12-17
3/19/1994	Navy	Annapolis, Md.	W, 14-9	3/13/2004	Loyola	Baltimore, Md.	W, 11-3
3/23/1994	North Carolina	Chapel Hill, NC	L, 9-23	3/16/2003	Canisius	Durham, N.C.	W, 15-1
3/27/1994	Georgetown	Durham, N.C.	W, 11-10 (OT)	3/20/2004	North Carolina	Durham, N.C.	L, 9-10 (OT)
3/30/1994	Lehigh	Durham, N.C.	W, 9-8 (OT)	3/27/2004	Georgetown	Durham, N.C.	L, 8-9
3/4/1995	Maryland	College Park, Md.	L, 6-8	3/1/2005	VMI	Durham, N.C.	W, 15-5
3/8/1995	UMBC	Durham, N.C.	W, 16-5	3/5/2005	Maryland	College Park, Md.	W, 10-8
3/11/1995	Brown	Durham, N.C.	W, 10-7	3/8/2005	Penn State	Durham, N.C.	W, 12-2
3/14/1995	Colgate	Durham, N.C.	W, 19-5	3/12/2005	Loyola	Durham, N.C.	W, 6-5
3/18/1995	Navy	Durham, N.C.	W, 11-9	3/19/2005	North Carolina	Chapel Hill, NC	W, 12-10
3/25/1995	Georgetown	Washington, D.C.	W, 14-9	3/21/2005	Vermont	Durham, N.C.	W, 10-3
3/29/1995	North Carolina	Durham, N.C.	L, 8-13	3/26/2005	Georgetown	Washington, D.C.	W, 12-3
3/2/1996	Maryland	Durham, N.C.	L, 6-12	3/29/2005	Mount St. Mary's	Durham, N.C.	W, 21-5
3/5/1996	Boston College	Durham, N.C.	W, 23-10	3/4/2006	Maryland	Durham, N.C.	L, 7-8 (OT)
3/9/1996	Brown	Baltimore, Md.	L, 9-11	3/7/2006	Holy Cross	Durham, N.C.	W, 20-2
3/12/1996	Canisius	Durham, N.C.	W, 24-9	3/11/2006	Loyola	San Diego, Calif.	W, 9-7
3/16/1996	Navy	Annapolis, Md.	W, 15-4	3/18/2006	North Carolina	Durham, N.C.	W, 11-8
3/19/1996	North Carolina	Chapel Hill, NC	W, 11-10	3/21/2006	Cornell	Durham, N.C.	L, 7-11
3/24/1996	Georgetown	Durham, N.C.	W, 15-5	3/2/2007	Maryland	College Park, Md.	W, 14-7
3/30/1996	Harvard	Durham, N.C.	L, 13-15	3/6/2007	St. Joseph's	Durham, N.C.	W, 18-4
3/1/1997	Maryland	College Park, Md.	W, 11-10	3/10/2007	Loyola	San Diego, Calif.	L, 7-8
3/4/1997	Boston College	Durham, N.C.	W, 21-3	3/17/2007	North Carolina	Chapel Hill, NC	W, 9-7
3/8/1997	Brown	Durham, N.C.	L, 8-9 (OT)	3/20/2007	Cornell	Durham, N.C.	L, 7-8
3/12/1997	North Carolina	Durham, N.C.	W, 8-7	3/24/2007	Georgetown	Washington, D.C.	W, 6-4
3/16/1997	Navy	Durham, N.C.	W, 12-9	3/30/2007	Delaware	Durham, N.C.	W, 12-6
3/22/1997	Georgetown	Washington, D.C.	W, 8-7	3/31/2007	Bellarmino	Durham, N.C.	W, 18-9
3/29/1997	Harvard	Charlottesville, Va.	W, 16-5	3/1/2008	Maryland	Durham, N.C.	W, 15-7
3/4/1998	Boston College	Durham, N.C.	W, 20-2	3/5/2008	Lehigh	Durham, N.C.	W, 16-5
3/7/1998	Brown	Charlottesville, Va.	W, 19-6	3/8/2008	Loyola	Baltimore, Md.	W, 18-4
3/11/1998	North Carolina	Chapel Hill, NC	W, 13-9	3/11/2008	Presbyterian	Durham, N.C.	W, 18-4
3/15/1998	Navy	Annapolis, Md.	W, 7-6	3/15/2008	North Carolina	Durham, N.C.	W, 19-9
3/18/1998	Canisius	Durham, N.C.	W, 22-2	3/18/2008	Colgate	Durham, N.C.	W, 15-7
3/22/1998	Georgetown	Durham, N.C.	W, 8-7	3/22/2008	Georgetown	Washington, D.C.	L, 7-11
3/28/1998	Harvard	Durham, N.C.	W, 18-6	3/25/2008	Harvard	Durham, N.C.	W, 10-3
3/7/1999	Maryland	College Park, Md.	W, 11-10	3/29/2008	Dartmouth	Uniondale, NY	W, 16-9
3/13/1999	Brown	Durham, N.C.	W, 10-5	3/3/2009	Holy Cross	Durham, N.C.	W, 16-7
3/17/1999	UMBC	Baltimore, Md.	W, 12-7	3/7/2009	Loyola	Durham, N.C.	W, 11-9
3/21/1999	Navy	Durham, N.C.	W, 9-4	3/8/2009	Yale	Durham, N.C.	W, 14-6
3/27/1999	Georgetown	Washington, D.C.	W, 10-8	3/14/2009	North Carolina	Chapel Hill, NC	W, 12-8
3/5/2000	Maryland	Durham, N.C.	W, 9-8	3/17/2009	Cornell	Durham, N.C.	L, 6-10
3/11/2000	Loyola	Baltimore, Md.	L, 10-11	3/21/2009	Georgetown	Durham, N.C.	W, 9-5
3/18/2000	Brown	Providence, R.I.	L, 9-10	3/28/2009	Dartmouth	Stony Brook, NY	W, 12-6
3/22/2000	North Carolina	Durham, N.C.	W, 13-8	3/6/2010	Maryland	Baltimore, Md.	L, 10-11 (OT)
3/27/2000	Georgetown	Durham, N.C.	W, 13-12				
3/29/2000	UMBC	Durham, N.C.	W, 13-11				
3/4/2001	Maryland	College Park, Md.	L, 5-13				

4/4/1958	Cornell	Durham, N.C.	L, 4-12	4/15/1972	Washington College	Durham, N.C.	L, 7-14
4/7/1958	Colgate	Durham, N.C.	W, 6-4	4/19/1972	Washington & Lee	Durham, N.C.	L, 6-17
4/15/1958	Virginia	Charlottesville, Va.	L, 7-12	4/22/1972	Fairleigh Dickinson	Durham, N.C.	W, 9-8
4/24/1958	Washington & Lee	Durham, N.C.	L, 4-11	4/26/1972	North Carolina		L, 7-15
4/6/1959	Brown	Durham, N.C.	W, 6-5	4/4/1973	East Carolina	Durham, N.C.	W, 17-3
4/18/1959	Virginia	Durham, N.C.	L, 5-13	4/7/1973	Virginia	Durham, N.C.	L, 6-15
4/25/1959	Washington & Lee	Durham, N.C.	L, 2-12	4/11/1973	Randolph-Macon	Durham, N.C.	W, 17-9
4/5/1960	Colgate	Durham, N.C.	L, 0-19	4/14/1973	Washington College	Chestertown, Md.	L, 8-18
4/8/1960	Harvard	Durham, N.C.	L, 3-13	4/18/1973	Washington & Lee	Lexington, Va.	L, 7-26
4/11/1960	Brown	Durham, N.C.	W, 6-5	4/21/1973	Fairleigh Dickinson	Durham, N.C.	W, 12-6
4/16/1960	Massachusetts	Durham, N.C.	L, 5-9	4/26/1973	North Carolina	Durham, N.C.	L, 10-11
4/23/1960	Washington & Lee	Durham, N.C.	L, 3-13	4/6/1974	Virginia	Charlottesville, Va.	L, 5-19
4/5/1961	Brown	Durham, N.C.	L, 6-10	4/10/1974	Roanoke	Durham, N.C.	W, 9-8
4/15/1961	Maryland	Durham, N.C.	L, 1-15	4/13/1974	Washington & Lee	Durham, N.C.	L, 7-16
4/22/1961	Washington & Lee	Durham, N.C.	W, 6-3	4/17/1974	Randolph-Macon	Ashland, Va.	W, 8-7
4/27/1961	Virginia	Durham, N.C.	L, 5-9	4/20/1974	Washington College	Durham, N.C.	W, 12-11
4/2/1962	Hobart	Durham, N.C.	L, 6-8	4/25/1974	North Carolina	Chapel Hill, N.C.	L, 15-17
4/4/1962	Amherst	Durham, N.C.	L, 3-6	4/5/1975	Roanoke	Durham, N.C.	L, 5-12
4/6/1962	Brown	Durham, N.C.	L, 4-8	4/12/1975	Virginia	Durham, N.C.	L, 8-22
4/14/1962	Georgia	Durham, N.C.	W, 16-6	4/16/1975	N.C State	Raleigh, N.C.	W, 17-6
4/26/1962	Virginia	Charlottesville, Va.	L, 5-17	4/19/1975	Washington College	Chestertown, Md.	L, 3-23
4/2/1963	Brown	Durham, N.C.	L, 3-7	4/26/1975	North Carolina	Durham, N.C.	L, 5-13
4/4/1963	Amherst	Durham, N.C.	L, 4-12	4/3/1976	Roanoke	Salem, Va.	L, 9-26
4/13/1963	New Hampshire	Durham, N.C.	L, 0-6	4/4/1976	Virginia Tech	Blacksburg, Va.	L, 14-17
4/15/1963	Maryland	Durham, N.C.	L, 1-18	4/8/1976	Vermont	Durham, N.C.	W, 14-11
4/20/1963	Washington & Lee	Lexington, Va.	L, 3-9	4/17/1976	St. Mary's	Durham, N.C.	W, 21-7
4/25/1963	Virginia	Durham, N.C.	L, 2-14	4/21/1976	North Carolina	Chapel Hill, N.C.	L, 4-24
4/11/1964	Washington & Lee	Durham, N.C.	L, 0-14	4/2/1977	Virginia Tech	Durham, N.C.	W, 16-9
4/18/1964	Navy	Annapolis, Md.	L, 3-16	4/7/1977	Cortland State	Durham, N.C.	L, 8-17
4/9/1965	Hartwick	Durham, N.C.	W, 7-4	4/9/1977	St. Mary's	St. Mary's City, Md.	W, 11-8
4/17/1965	Navy	Annapolis, Md.	L, 2-19	4/13/1977	N.C State	Raleigh, N.C.	L, 6-14
4/22/1965	Washington & Lee	Durham, N.C.	L, 2-16	4/16/1977	Baltimore University	Baltimore, Md.	W, 17-13
4/6/1966	Denison	Durham, N.C.	L, 6-18	4/20/1977	Guilford	Durham, N.C.	W, 25-6
4/13/1966	Roanoke	Durham, N.C.	W, 20-6	4/23/1977	North Carolina	Durham, N.C.	L, 7-12
4/16/1966	East Carolina	Durham, N.C.	W, 19-4	4/1/1978	Air Force	Durham, N.C.	W, 16-10
4/20/1966	Washington & Lee	Durham, N.C.	L, 6-9	4/5/1978	Guilford	Durham, N.C.	W, 41-8
4/23/1966	Randolph-Macon	Durham, N.C.	W, 10-3	4/8/1978	William & Mary	Williamsburg, Va.	W, 11-10
4/25/1966	Maryland	College Park, Md.	L, 5-19	4/12/1978	N.C State	Durham, N.C.	L, 15-17
4/8/1967	Washington & Lee	Lexington, Va.	L, 8-10	4/15/1978	Baltimore University	Baltimore, Md.	W, 17-11
4/12/1967	Roanoke	Durham, N.C.	W, 19-6	4/19/1978	North Carolina	Chapel Hill, N.C.	L, 10-17
4/15/1967	Georgetown	Durham, N.C.	W, 14-4	4/4/1979	UMBC	Durham, N.C.	W, 19-8
4/22/1967	Loyola	Baltimore, Md.	L, 3-11	4/7/1979	William & Mary	Durham, N.C.	L, 6-7
4/24/1967	George Washinton	Washington D.C.	W, 13-3	4/ 11/1979	Hampden Sydney	Hampden Sydney, Va.	W, 17-7
4/29/1967	Randolph-Macon	Durham, N.C.	W, 10-5	4/14/1979	North Carolina	Durham, N.C.	L, 4-9
4/6/1968	Swarthmore	Swarthmore, Pa.	L, 6-9	4/18/1979	N.C State	Raleigh, N.C.	L, 9-21
4/13/1968	Randolph-Macon	Durham, N.C.	L, 12-13	4/21/1979	Baltimore University	Baltimore, Md.	L, 16-18
4/16/1968	Notre Dame	Durham, N.C.	W, 12-8	4/2/1980	UMBC	Durham, N.C.	L, 14-17
4/20/1968	Fairleigh Dickinson	Durham, N.C.	W, 8-6	4/5/1980	Delaware	Durham, N.C.	L, 10-11
4/27/1968	North Carolina	Chapel Hill, N.C.	L, 7-13	4/9/1980	Guilford	Durham, N.C.	W, 20-4
4/1/1969	Oberlin	Durham, N.C.	L, 9-13	4/12/1980	North Carolina	Chapel Hill, N.C.	L, 6-10
4/5/1969	Towson	Durham, N.C.	W, 9-7	4/16/1980	N.C State	Durham, N.C.	L, 7-17
4/12/1969	Fairleigh Dickinson	Durham, N.C.	L, 4-5	4/23/1980	Washington & Lee	Durham, N.C.	L, 4-15
4/19/1969	Loyola	Baltimore, Md.	L, 12-13	4/26/1980	Baltimore University	Durham, N.C.	L, 9-16
4/26/1969	Air Force	Durham, N.C.	W, 6-5	4/1/1981	N.C State	Raleigh, N.C.	L, 12-17
4/1/1970	Denison	Durham, N.C.	L, 4-18	4/7/1981	Guilford	Greensboro, N.C.	W, 14-7
4/4/1970	Fairleigh Dickinson	Durham, N.C.	L, 3-22	4/12/1981	North Carolina	Durham, N.C.	L, 5-22
4/11/1970	Washington & Lee	Durham, N.C.	L, 5-8	4/15/1981	Gettysburg	Durham, N.C.	W, 21-4
4/18/1970	Towson	Baltimore, Md.	L, 2-16	4/18/1981	Baltimore University	Baltimore, Md.	W, 8-6
4/20/1970	Maryland	College Park, Md.	L, 0-19	4/3/1982	Drexel	Philadelphia, Pa.	W, 16-9
4/25/1970	UMBC	Durham, N.C.	W, 6-2	4/7/1982	Guilford	Durham, N.C.	W, 16-6
4/2/1971	East Carolina	Williamsburg, Va.	W, 8-4	4/10/1982	Lynchburg	Durham, N.C.	W, 14-4
4/3/1971	William & Mary	Williamsburg, Va.	W, 14-3	4/13/1982	North Carolina	Chapel Hill, N.C.	L, 5-18
4/10/1971	Randolph-Macon	Ashland, Va.	W, 9-8	4/17/1982	Baltimore University	Durham, N.C.	L, 8-10
4/15/1971	Fairleigh Dickinson	Durham, N.C.	L, 2-10	4/21/1982	N.C State	Durham, N.C.	L, 13-19
4/17/1971	Towson	Durham, N.C.	L, 2-9	4/2/1983	St. John's	Garden City, N.Y.	W, 9-6
4/24/1971	UMBC	Durham, N.C.	W, 6-2	4/ 5/1983	Salisbury State	Salisbury, Md.	L, 6-10
4/1/1972	Baltimore University	Baltimore, Md.	W, 7-6	4/12/1983	North Carolina	Durham, N.C.	L, 5-19
4/3/1972	Towson	Baltimore, Md.	L, 7-19	4/16/1983	Baltimore University	Baltimore, Md.	W, 10-7
4/8/1972	Virginia	Charlottesville, Va.	L, 2-29	4/17/1983	Georgetown	Washington D.C.	W, 15-10

4/3/1984	Lynchburg	Lynchburg, Va.	L, 9-10	4/20/1997	Virginia +	Charlottesville, Va.	L, 6-12
4/7/1984	Delaware	Durham, N.C.	L, 5-7	4/26/1997	Hobart	Geneva, N.Y.	W, 18-5
4/11/1984	North Carolina	Chapel Hill, N.C.	L, 4-18	4/4/1998	Massachusetts	Amherst, Mass.	W, 15-4
4/18/1984	Washington & Lee	Durham, N.C.	L, 9-10	4/11/1998	Virginia	Charlottesville, Va.	L, 11-12
4/20/1984	Guilford	Durham, N.C.	L, 9-13	4/17/1998	Virginia +	Charlottesville, Va.	L, 9-11
4/6/1985	Delaware	Durham, N.C.	L, 7-8	4/25/1998	Hobart	Durham, N.C.	W, 19-6
4/10/1985	North Carolina	Durham, N.C.	L, 9-11	4/3/1999	Harvard	New Canaan, Conn.	W, 14-9
4/13/1985	Virginia	Durham, N.C.	L, 9-17	4/10/1999	Massachusetts	Durham, N.C.	W, 13-8
4/16/1985	Lynchburg	Durham, N.C.	W, 23-9	4/14/1999	North Carolina	Durham, N.C.	L, 9-10
4/19/1985	Guilford	Greensboro, N.C.	W, 12-8	4/18/1999	Virginia	Durham, N.C.	W, 10-9
4/5/1986	UMBC	Durham, N.C.	W, 7-5	4/23/1999	North Carolina +	Chapel Hill, N.C.	W, 9-7
4/8/1986	Delaware	Newark, Del.	L, 3-12	4/25/1999	Virginia +	Chapel Hill, N.C.	L, 7-8
4/12/1986	Virginia	Charlottesville, Va.	L, 8-13	4/2/2000	Harvard	Durham, N.C.	W, 17-6
4/16/1986	Guilford	Durham, N.C.	W, 17-7	4/9/2000	Army	West Point, N.Y.	W, 17-6
4/19/1986	North Carolina	Chapel Hill, N.C.	L, 8-9	4/15/2000	Virginia	Charlottesville, Va.	L, 7-12
4/1/1987	Delaware	Durham, N.C.	W, 18-9	4/21/2000	Maryland +	College Park, Md.	L, 6-7
4/4/1987	UMBC	Baltimore, Md.	W, 9-3	4/28/2000	Penn State	University Park, Pa.	W, 6-5
4/11/1987	Virginia	Durham, N.C.	W, 15-12	4/8/2001	Yale	Durham, N.C.	W, 10-8
4/18/1987	North Carolina	Durham, N.C.	W, 10-9	4/14/2001	Virginia	Durham, N.C.	W, 10-9
4/22/1987	Guilford	Greensboro, N.C.	W, 11-5	4/20/2001	North Carolina +	Orlando, Fla.	W, 11-9
4/2/1988	UMBC	Durham, N.C.	W, 13-3	4/22/2001	Maryland +	Orlando, Fla.	W, 10-6
4/6/1988	Delaware	Newark, Del.	L, 7-12	4/28/2001	Hofstra	Hempstead, N.Y.	L, 10-15
4/12/1988	Guilford	Durham, N.C.	W, 10-9	4/5/2002	Princeton	Princeton, N.J.	L, 6-7
4/16/1988	Loyola	Durham, N.C.	W, 9-10	4/7/2002	Yale	New Haven, Conn.	W, 11-6
4/23/1988	North Carolina	Chapel Hill, N.C.	L, 9-18	4/13/2002	Virginia	Charlottesville, Va.	L, 10-5
4/1/1989	Navy	Durham, N.C.	W, 10-8	4/19/2002	Maryland +	Durham, N.C.	W, 8-7
4/8/1989	UMBC	Baltimore, Md.	W, 11-5	4/21/2002	Virginia +	Durham, N.C.	W, 14-13
4/15/1989	Loyola	Baltimore, Md.	L, 9-14	4/26/2002	Hofstra	Hempstead, N.Y.	L, 6-14
4/22/1989	North Carolina	Durham, N.C.	L, 8-14	4/5/2003	Johns Hopkins	Baltimore, Md.	L, 6-19
4/28/1989	Maryland +	Chapel Hill, N.C.	W, 7-6	4/12/2003	Virginia	Durham, N.C.	L, 8-11
4/29/1989	North Carolina +	Chapel Hill, N.C.	L, 6-18	4/18/2003	Maryland +	Charlottesville, Va.	W, 7-6
4/14/1990	Loyola	Durham, N.C.	L, 5-13	4/20/2003	Virginia +	Charlottesville, Va.	L, 6-12
4/21/1990	North Carolina	Chapel Hill, N.C.	L, 13-26	4/26/2003	Hofstra	Hempstead, N.Y.	L, 8-9
4/27/1990	Virginia +	Charlottesville, Va.	L, 13-8	4/3/2004	Ohio State	Columbus, Ohio	L, 9-16
4/6/1991	Adelphi	Durham, N.C.	W, 19-8	4/10/2004	Johns Hopkins	Durham, N.C.	L, 5-6
4/13/1991	Loyola	Baltimore, Md.	W, 11-10	4/17/2004	Virginia	Charlottesville, Va.	L, 4-13
4/20/1991	Stony Brook	Durham, N.C.	W, 17-3	4/23/2004	Maryland +	Chapel Hill, N.C.	L, 7-10
4/21/1991	Villanova	Chapel Hill, N.C.	W, 12-6	4/2/2005	Ohio State	Durham, N.C.	W, 21-7
4/26/1991	North Carolina +	Durham, N.C.	L, 8-11	4/8/2005	Johns Hopkins	Baltimore, Md.	L, 10-11
4/4/1992	Adelphi	Durham, N.C.	W, 9-8	4/16/2005	Virginia	Durham, N.C.	W, 17-2
4/11/1992	Loyola	Durham, N.C.	W, 10-5	4/23/2005	Army	West Point, N.Y.	W, 19-9
4/15/1992	North Carolina	Chapel Hill, N.C.	L, 8-9	4/29/2005	North Carolina +	Baltimore, Md.	W, 13-11
4/18/1992	Villanova	Durham, N.C.	W, 16-6	4/7/2007	Johns Hopkins	Baltimore, Md.	W, 11-9
4/19/1992	Michigan State	Chapel Hill, N.C.	W, 22-5	4/14/2007	Virginia	Durham, N.C.	W, 7-6
4/24/1992	Maryland +	College Park, Md.	L, 6-8	4/21/2007	Army	Durham, N.C.	W, 11-5
4/3/1993	Harvard	Hempstead, N.Y.	W, 15-10	4/27/2007	North Carolina +	Durham, N.C.	W, 13-9
4/4/1993	Massachusetts	Hempstead, N.Y.	L, 11-12	4/29/2007	Virginia +	Durham, N.C.	W, 12-9
4/9/1993	Notre Dame	Durham, N.C.	W, 13-7	4/3/2008	Johns Hopkins	Durham, N.C.	W, 17-6
4/11/1993	Michigan State	Durham, N.C.	W, 14-7	4/12/2008	Virginia	Charlottesville, Va.	W, 19-9
4/17/1993	North Carolina	Durham, N.C.	L, 9-13	4/19/2008	Army	Manhasset, N.Y.	W, 10-6
4/23/1993	North Carolina +	Chapel Hill, N.C.	L, 6-13	4/25/2008	North Carolina +	Charlottesville, Va.	W, 17-6
4/2/1994	Harvard	Durham, N.C.	W, 13-6	4/27/2008	Virginia +	Charlottesville, Va.	W, 11-9
4/10/1994	Hobart	Geneva, N.Y.	L, 15-17	4/11/2009	Virginia	Durham, N.C.	W, 15-10
4/16/1994	Virginia	Charlottesville, Va.	W, 9-8	4/18/2009	Army	Durham, N.C.	W, 10-6
4/22/1994	Virginia +	Charlottesville, Va.	L, 13-19	4/24/2009	Virginia +	Chapel Hill, N.C.	W, 16-5
4/1/1995	Harvard	Durham, N.C.	W, 13-11	4/26/2009	North Carolina +	Chapel Hill, N.C.	W, 15-13
4/5/1995	Massachusetts	Durham, N.C.	W, 9-8	4/2/2010	Harvard	Cambridge, Mass.	W, 14-5
4/9/1995	Hobart	Geneva, N.Y.	W, 17-7	4/4/2010	Jacksonville	Durham, N.C.	W, 16-7
4/15/1995	Virginia	Durham, N.C.	L, 13-15	4/9/2010	Presbyterian	Durham, N.C.	W, 19-8
4/21/1995	Virginia +	Chapel Hill, N.C.	W, 17-10	4/17/2010	Virginia	Charlottesville, Va.	W, 13-9
4/23/1995	North Carolina +	Chapel Hill, N.C.	W, 14-6	4/23/2010	Virginia +	College Park, Md.	L, 12-16
4/28/1995	Canisius	Durham, N.C.	W, 18-6	4/3/2011	Syracuse ^	East Rutherford, N.J.	L, 11-13
4/6/1996	Massachusetts	Amherst, Mass.	L, 9-13	4/9/2011	Denver *	Bethpage, N.Y.	L, 9-12
4/13/1996	Virginia	Durham, N.C.	L, 10-6	4/11/2011	Presbyterian	Durham, N.C.	W, 18-6
4/19/1996	North Carolina	Charlottesville, Va.	L, 8-18	4/16/2011	Virginia	Durham, N.C.	W, 13-11
4/27/1996	Hobart	Durham, N.C.	W, 20-5	4/22/2011	Virginia +	Durham, N.C.	W, 19-10
4/6/1997	Massachusetts	Durham, N.C.	W, 8-7	4/24/2011	Maryland +	Durham, N.C.	L, 9-11
4/12/1997	Virginia	Durham, N.C.	L, 14-17				
4/18/1997	Maryland +	Charlottesville, Va.	W, 17-10				

4/30/2011	Jacksonville	Jacksonville, Fla.	W, 10-6
4/1/2012	Syracuse ^	East Rutherford, N.J.	W, 12-10
4/7/2012	Marist	Durham, N.C.	W, 11-10
4/13/2012	Virginia	Charlottesville, Va.	W, 13-5
4/20/2012	Maryland +	Charlottesville, Va.	W, 6-5
4/22/2012	North Carolina +	Charlottesville, Va.	W, 12-9
4/27/2012	Denver !	Denver, Colo.	L, 9-15
4/5/2013	High Point	Durham, N.C.	W, 17-6
4/12/2013	Virginia	Durham, N.C.	W, 19-16
4/20/2013	Rutgers	Piscataway, N.J.	W, 16-7
4/26/2013	North Carolina +	Chapel Hill, N.C.	L, 17-18
4/5/2014	Notre Dame	Notre Dame, Ind.	W, 15-7
4/11/2014	Virginia	Charlottesville, Va.	W, 17-15
4/19/2014	Rutgers	Durham, N.C.	W, 17-8
4/25/2014	Syracuse +	Chester, Pa.	L, 15-16
4/4/2015	Notre Dame	Durham, N.C.	L, 10-15
4/12/2015	Virginia	Durham, N.C.	W, 15-7
4/15/2015	Stony Brook	Stony Brook, N.Y.	W, 17-11
4/18/2015	Marquette	Milwaukee, Wis.	W, 15-8
4/24/2015	Notre Dame +	Chester, Pa.	W, 13-8
4/26/2015	Syracuse +	Chester, Pa.	L, 14-15
4/1/2016	North Carolina	Durham, N.C.	L, 16-17 (OT)
4/10/2016	Notre Dame	Notre Dame, Ind.	L, 6-8
4/22/2016	Marquette	Durham, N.C.	W, 16-1
4/29/2016	Notre Dame +	Kennesaw, Ga.	W, 10-9 (OT)
4/2/2017	at North Carolina	Chapel Hill, N.C.	W, 12-8
4/8/2017	NOTRE DAME	Durham, N.C.	W, 11-8
4/15/2017	VIRGINIA	Durham, N.C.	W, 20-11
4/22/2017	at Marquette	Milwaukee, Wis.	W, 11-7
4/28/2017	NOTRE DAME +	Durham, N.C.	L, 6-7
4/7/2018	Notre Dame	Notre Dame, Ind.	W, 8-2
4/14/2018	Virginia	Charlottesville, Va.	W, 18-13
4/20/2018	Marquette	Durham, N.C.	W, 17-5
4/27/2018	Notre Dame +	Charlottesville, Va.	L, 11-14
4/6/2019	Notre Dame	Durham, N.C.	W, 14-8
4/13/2019	Virginia *	Durham, N.C.	W, 12-7
4/20/2019	Marquette	Bethpage, N.Y.	W, 10-9 (OT)
4/27/2019	Notre Dame	Chapel Hill, N.C.	L, 10-12 +
4/1/2021	North Carolina	Durham, N.C.	W, 12-11 (OT)
4/10/2021	Notre Dame	Notre Dame, Ind.	L, 8-13
4/15/2021	Virginia	Charlottesville, Va.	W, 13-12 (OT)
4/22/2021	Notre Dame	Durham, N.C.	W, 13-12 (OT)
4/2/2022	North Carolina	Chapel Hill, N.C.	W, 15-6
4/9/2022	Notre Dame	Durham, N.C.	L, 15-16
4/14/2022	Virginia	Durham, N.C.	W, 17-8
4/8/2023	Notre Dame	Notre Dame, Ind.	L, 12-17
4/15/2023	Virginia	Durham, N.C.	W, 15-14
4/29/2023	Syracuse	Durham, N.C.	W, 18-15

*Big City Classic, *Battle at Bethpage, + ACC Tournament, ! Mile High City Classic

MAY (80-68-1)

Date	Opponent	Location	Result
5/7/1938	North Carolina	Durham, N.C.	W, 9-4
5/13/1938	Virginia	Durham, N.C.	L, 5-7
5/14/1938	Washington & Lee	Durham, N.C.	L, 2-7
5/5/1939	Washington & Lee	Durham, N.C.	W, 5-4 (2OT)
5/6/1939	Virginia	Durham, N.C.	W, 8-2
5/13/1944	North Carolina	Chapel Hill, N.C.	L, 7-11
5/5/1951	Johns Hopkins	Durham, N.C.	W, 9-7
5/11/1951	Virginia	Durham, N.C.	L, 10-11
5/6/1952	Washington & Lee	Durham, N.C.	W, 10-3
5/10/1952	Mount Washington	Baltimore, Md.	L, 7-14
5/15/1952	North Carolina	Durham, N.C.	W, 11-7
5/2/1953	Baltimore University	Durham, N.C.	L, 8-10
5/7/1953	Washington & Lee	Durham, N.C.	W, 15-3
5/11/1953	North Carolina	Durham, N.C.	W, 12-4
5/1/1954	Maryland	Durham, N.C.	W, 12-10
5/8/1954	RPI	Troy, N.Y.	W, 11-7
5/10/1954	Yale	New Haven, Conn.	T, 8-8 (OT)

5/7/1955	Washington College	Durham, N.C.	W, 5-2
5/14/1955	Army	West Point, N.Y.	L, 3-18
5/5/1956	Navy	Durham, N.C.	L, 4-23
5/12/1956	Virginia	Charlottesville, Va.	L, 5-19
5/4/1957	Maryland	College Park, Md.	L, 1-16
5/11/1957	Army	West Point, N.Y.	L, 4-10
5/13/1957	Hofstra	Hempstead, N.Y.	L, 2-12
5/3/1958	Maryland	Durham, N.C.	L, 2-19
5/10/1958	Army	West Point, N.Y.	L, 2-20
5/13/1958	Navy	Annapolis, Md.	L, 2-23
5/2/1959	Army	West Point, N.Y.	L, 3-22
5/4/1959	Maryland	College Park, Md.	L, 3-23
5/12/1959	Navy	Annapolis, Md.	L, 1-16
5/3/1960	Virginia	Charlottesville, Va.	L, 2-13
5/7/1960	Navy	Annapolis, Md.	L, 5-18
5/9/1960	Maryland	College Park, Md.	L, 2-26
5/5/1961	Franklin & Marshall	Lancaster, Pa.	W, 6-5
5/6/1961	Navy	Annapolis, Md.	L, 2-17
5/5/1962	Navy	Annapolis, Md.	L, 2-16
5/7/1962	Maryland	College Park, Md.	L, 3-22
5/12/1962	Washington & Lee	Durham, N.C.	W, 6-4
5/4/1964	Maryland	College Park, Md.	L, 0-21
5/9/1964	North Carolina	Durham, N.C.	L, 0-14
5/1/1965	North Carolina	Chapel Hill, N.C.	L, 7-14
5/8/1965	Maryland	Durham, N.C.	L, 1-22
5/6/1966	Towson	Towson, Md.	L, 7-14
5/7/1966	Navy	Annapolis, Md.	L, 3-22
5/11/1966	North Carolina	Durham, N.C.	W, 18-5
5/3/1967	East Carolina	Greenville, N.C.	W, 16-4
5/6/1967	Towson	Durham, N.C.	L, 5-6
5/13/1967	North Carolina	Durham, N.C.	W, 12-6
5/6/1968	Towson	Towson, Md.	L, 9-11
5/11/1968	Washington & Lee	Durham, N.C.	W, 10-4
5/3/1969	Randolph Macon	Durham, N.C.	W, 13-6
5/5/1969	Virginia	Durham, N.C.	L, 1-16
5/12/1969	Fairleigh Dickinson	Durham, N.C.	L, 4-5
5/10/1969	Washington & Lee	Lexington, Va.	W, 6-5
5/14/1969	North Carolina	Durham, N.C.	L, 10-12
5/2/1970	Georgetown	Durham, N.C.	W, 15-2
5/9/1970	Washington College	Durham, N.C.	L, 6-10
5/13/1970	North Carolina	Chapel Hill, N.C.	L, 5-20
5/1/1971	Baltimore College	Durham, N.C.	W, 10-3
5/8/1971	Washington College	Chestertown, Md.	L, 9-10 (2OT)
5/12/1971	North Carolina	Durham, N.C.	L, 4-7
5/15/1971	Washington & Lee	Lexington, Va.	L, 2-16
5/5/1979	Drexel	Durham, N.C.	W, 9-6
5/10/1980	Drexel	Durham, N.C.	W, 12-10
5/2/1992	Georgetown	Durham, N.C.	W, 17-11
5/9/1992	Maryland %	College Park, Md.	L, 11-13
5/1/1993	Georgetown	Georgetown, Md.	W, 10-9
5/5/1994	Princeton	Princeton, N.J.	L, 7-8
5/14/1994	Maryland %	Durham, N.C.	W, 14-9
5/21/1994	Syracuse %	Syracuse, N.Y.	L, 11-12
5/13/1995	Notre Dame %	Durham, N.C.	L, 10-12
5/3/1997	Penn State	Durham, N.C.	W, 7-6
5/10/1997	Brown %	West Point, N.Y.	W, 11-6
5/18/1997	Johns Hopkins %	College Park, Md.	W, 12-11
5/24/1997	Princeton %	College Park, Md.	L, 9-10
5/1/1998	Penn State	State College, Pa.	W, 10-6
5/9/1998	North Carolina %	Amherst, Mass.	W, 16-14
5/16/1998	Princeton %	Hempstead, N.Y.	L, 9-11
5/1/1999	Penn State	Durham, N.C.	W, 22-9
5/8/1999	St. Andrews	Durham, N.C.	W, 22-5
5/22/1999	Georgetown %	Hempstead, N.Y.	L, 14-17
5/6/2000	St. Andrews	Durham, N.C.	W, 29-4
5/13/2000	Hobart %	Geneva, N.Y.	W, 13-1
5/21/2000	Virginia %	Baltimore, Md.	L, 9-10
5/6/2001	St. Andrews	Durham, N.C.	W, 23-2
5/12/2001	Towson %	Baltimore, Md.	L, 10-12

5/12/2002	Hobart %	Newark, Del.	W, 22-6	5/29/2023	Notre Dame	Philadelphia, Pa.	L, 9-13 %
5/18/2002	Syracuse %	Hempstead, N.Y.	L, 9-10	+ ACC Tournament / % NCAA Tournament			
5/4/2004	Denver	Durham, N.C.	W, 10-9				
5/7/2004	Army	West Point, N.Y.	L, 7-13				
5/1/2005	Maryland+	Baltimore, Md.	L, 5-11				
5/13/2005	Fairfield %	Durham, N.C.	W, 23-4				
5/22/2005	Cornell %	Princeton, N.J.	W, 11-8				
5/28/2005	Maryland %	Philadelphia, Pa.	W, 18-9				
5/30/2005	Johns Hopkins %	Philadelphia, Pa.	L, 8-9				
5/6/2007	Air Force	Durham, N.C.	W, 19-6				
5/12/2007	Providence %	Durham, N.C.	W, 18-3				
5/20/2007	North Carolina %	Annapolis, Md.	W, 19-11				
5/26/2007	Cornell %	Baltimore, Md.	W, 12-11				
5/28/2007	Johns Hopkins %	Baltimore, Md.	L, 11-12				
5/4/2008	St. John's	Durham, N.C.	W, 16-9				
5/10/2008	Loyola %	Durham, N.C.	W, 12-7				
5/18/2008	Ohio State %	Ithaca, N.Y.	W, 21-10				
5/24/2008	Johns Hopkins %	Baltimore, Md.	L, 9-10				
5/3/2009	St. John's	Queen's, N.Y.	W, 20-7				
5/9/2009	Navy %	Durham, N.C.	W, 14-5				
5/17/2009	North Carolina %	Annapolis, Md.	W, 12-11				
5/23/2009	Syracuse %	Foxborough, Mass.	L, 7-17				
5/9/2010	Sacred Heart	Durham, N.C.	W, 19-7				
5/15/2010	Johns Hopkins %	Durham, N.C.	W, 18-5				
5/22/2010	North Carolina %	Princeton, N.J.	W, 17-9				
5/29/2010	Virginia %	Baltimore, Md.	W, 14-13				
5/31/2010	Notre Dame %	Baltimore, Md.	W, 6-5 (OT)				
5/14/2011	Delaware %	Durham, N.C.	W, 15-14				
5/22/2011	Notre Dame %	Foxborough, Mass.	W, 7-5				
5/28/2011	Maryland %	Baltimore, Md.	L, 4-9				
5/12/2012	Syracuse %	Durham, N.C.	W, 12-9				
5/20/2012	Colgate %	Chester, Pa.	W, 17-6				
5/26/2012	Maryland %	Foxborough, Mass.	L, 10-16				
5/5/2013	Marquette	Wauwatosa, Wis.	W, 19-3				
5/12/2013	Loyola %	Durham, N.C.	W, 12-11 (20T)				
5/19/2013	Notre Dame %	Indianapolis, Ind.	W, 12-11				
5/25/2013	Cornell %	Philadelphia, Pa.	W, 16-14				
5/27/2013	Syracuse %	Philadelphia, Pa.	W, 16-10				
5/4/2014	Boston University	Boston, Pa.	W, 16-11				
5/11/2014	Air Force %	Durham, N.C.	W, 20-9				
5/18/2014	Johns Hopkins %	Newark, Del.	W, 19-11				
5/24/2014	Denver %	Baltimore, Md.	W, 15-12				
5/26/2014	Notre Dame %	Baltimore, Md.	W, 11-9				
5/3/2015	Boston University	Boston, Mass.	W, 13-7				
5/9/2015	Ohio State %	Durham, N.C.	L, 11-16				
5/1/2016	Syracuse +	Kennesaw, Ga.	L, 8-14				
5/8/2016	at Boston University	Boston, Mass.	W, 15-8				
5/14/2016	at Loyola %	Baltimore, Md.	L, 11-16				
5/7/2017	vs. Boston University	Bethpage, N.Y.	W, 18-8				
5/13/2017	at Johns Hopkins %	Baltimore, Md.	W, 19-6				
5/20/2017	vs. Ohio State %	Hempstead, N.Y.	L, 11-16				
5/6/2018	Boston University	Durham, N.C.	W, 13-9				
5/12/2018	Villanova %	Durham, N.C.	W, 17-11				
5/20/2018	Johns Hopkins %	Annapolis, Md.	W, 14-9				
5/26/2018	Maryland %	Foxborough, Mass.	W, 13-8				
5/28/2018	Yale %	Foxborough, Mass.	L, 11-13				
5/12/2019	Richmond	Durham, N.C.	W, 12-11 %				
5/18/2019	Notre Dame	Hempstead, N.Y.	W, 14-13 (OT) %				
5/25/2019	Virginia	Philadelphia, Pa.	L, 12-13 (20T) %				
5/2/2021	North Carolina	Chapel Hill, N.C.	L, 12-15				
5/16/2021	High Point	Chapel Hill, N.C.	W, 16-10 %				
5/23/2021	Loyola	Notre Dame, Ind.	W, 10-9 (OT) %				
5/29/2021	Maryland	East Hartford, Conn.	L, 5-14				
5/1/2022	North Carolina	Durham, N.C.	W, 19-11				
5/7/2022	Notre Dame	Notre Dame, Ind.	L, 14-16				
5/7/2023	Merrimack	Bethpage, N.Y.	W, 14-2				
5/14/2023	Delaware	Durham, N.C.	W, 12-11 %				
5/20/2023	Michigan	Albany, N.Y.	W, 15-8 %				
5/27/2023	Penn State	Philadelphia	W, 16-15 (OT) %				



DEPARTMENT OF ATHLETICS
