

2022 DUKE FOOTBALL

MEDIA GUIDE



bleedblue



Come for the tailgates, the triumphs and everything you love about the ACC.
 Come for the culture, the camaraderie and unrivaled coverage, year-round.
 Come for more than the game. **Come for it all.**



Join us @ACCNetwork



DIRECTORY

MEDIA INFORMATION

Quick Facts	1
Credits	1
Media Information & 2022 Opponent SID Information	2
2022 Team Analysis	3
2022 Schedule	3
2021 Results	3
2022 Roster	4-5
2022 Pronunciation Guide	5
2022 Preseason Positional Breakdown	6
2022 ACC Bowl Affiliates	BC

PLAYERS	7
Player Biographical Sketches	8-49

STAFF	50
Mike Elko	51-52
Kevin Johns	53
Robb Smith	54
Jess Simpson	55
Trooper Taylor	56
Ishmael Aristide	57
Harland Bower	58
Zohn Burden	59
Adam Cushing	60
Patrick Dougherty	61
Lyle Hemphill	62
Quinn Billerman	63
Clete Norton	63
Luke Shively	63
Zach Sparber	64
Rich Skrosky	64-65
Robert Wright	65
Chris Cook	66
Keith Larson	66
Dwayne Thomas	67
Tanner Cotman	67
Nicholas Sewak	67
Sports Performance	68
Recruiting and Scouting	68
Operations	68
Sports Medicine	68
Academic Support	69
Nutrition	69
Equipment Staff	69
Video Operations	69
Football Relations	69
Communications	69
Creative Services	69
Football Administration	70
Athletic Facilities & Game Operations	70
Blue Devil Sports Network from LEARFIELD	70

2021 IN REVIEW	71
2021 Results	72
2021 Honors	72
2021 Game Summaries	72-78
2021 Statistics	79-80
2021 Starting Lineups	80
2021 ACC Standings & Bowl Results	81
2021 ACC Awards	81
2021 ACC Statistics	82-83
2021 ACC & NCAA Statistical Rankings	83
2021 Departed Lettermen	84-87

HISTORY	88
Annual Ledger	89
All-Time Results	90-98
Series Ledgers	99-101
Milestone Games & Wins	101
Largest Crowds	101
Bowl Game Summaries	102-108
ACC Championship Game Summary	109
Overtime Games	110
Duke in the <i>Associated Press</i> Poll	110
Homecoming Results	110
Duke vs. Nationally-Ranked Opponents	111
Duke When Nationally-Ranked	112
Largest Comebacks	113
Wins in Final Minute	113
Wins on Final Snap	113
Fourth Quarter & OT Wins	114
Duke vs. No. 1	114
Duke vs. Reigning National Champions	114
Duke in the Heisman Trophy Balloting	114
Duke vs. Heisman Trophy Recipients	114
All-Time Lettermen	115-122
All-Time Captains	123
Coaching Ledger	124
All-Time Assistant Coaches	124
Honors & Awards	125-133
All-Star Game Participation	133
All-America Biographical Sketches	134-139
College Football HOF Biographical Sketches	140
Pro Football HOF Biographical Sketches	141
Professional Draft Picks	142
NFL Roster	143
Super Bowl Participation	143
NFL Honors	143
Duke Quarterbacks	144-174
Duke Quarterback Debuts	175

RECORDS	176
Passing	177-188
Rushing	189-195
Receiving	196-206
Miscellaneous Game Superlatives	207-209
All-Purpose & Total Offense	210
Scoring & 150-Point Scorers	211
Placekicking	212-213
Scoring Return	214
Returns	215-217
Punting	218
Defensive	219-222
Freshman	223-227
Team & Scoring Superlatives	228
Annual Leaders	229-234
Annual Team & Opponent Statistics	235-236
Opponent 300-Yard & 100-Yard Games	237-238
Team Bowl Game	239-240
Individual Bowl Game	241-249
Bowl Game Long Plays	250
Long Plays	251

QUICK FACTS

DUKE UNIVERSITY

Location	Durham, N.C.
Founded	1838
Enrollment	6,789
Nickname	Blue Devils
School Colors	Duke Blue & White
Stadium	Brooks Field at Wallace Wade Stadium
Capacity/Surface	40,004/Natural grass
President	Vincent E. Price
VP & Director of Athletics	Nina E. King
Chair, Duke Athletic Council	TBA
Faculty Athletic Representative	Linda Franzoni

2022 DUKE FOOTBALL PREVIEW

Offense	Multiple
Defense	4-2-5
2021 Overall Record	3-9
2021 ACC Record (Finish)	0-8 (7th Coastal)
Lettermen Returning	47
	(24 Offense; 21 Defense; 2 Special Teams)
Lettermen Lost	34
	(16 Offense; 16 Defense; 2 Special Teams)
Starters Returning	13
	(6 Offense; 5 Defense; 2 Special Teams)
Starters Lost	12
	(5 Offense; 6 Defense; 1 Special Teams)

DUKE FOOTBALL COACHING STAFF

Mike Elko	Head Coach
Alma Mater	Pennsylvania, 1999
Kevin Johns	Offensive Coordinator (QB)
Robb Smith	Defensive Coordinator (LB)
Jess Simpson	Co-Defensive Coordinator (DL)
Trooper Taylor	Associate Head Coach (RB)
Ishmael Aristide	Assistant Coach (CB)
Harland Bower	Assistant Coach (DE)
Zohn Burden	Asst. Coach (WR)/Pass Game Coordinator
Adam Cushing	Asst. Coach (OL)/Run Game Coordinator
Patrick Dougherty	Asst. Coach (TE)/Special Teams Coord.
Lyle Hemphill	Assistant Coach (S)
Quinn Billerman	Graduate Assistant Coach (Offense)
Clete Norton	Graduate Assistant Coach (Defense)
Luke Shively	Graduate Assistant Coach (Offense)
Zach Sparber	Graduate Assistant Coach (Defense)
Rich Skrosky	Senior Analyst (Offense)
Robert Wright	Senior Analyst (Defense)
Chris Cook	Analyst (Offense)
Keith Larson	Analyst (Special Teams)
Dwayne Thomas	Analyst (Defense)
Tanner Cotman	Quality Control Coordinator (Defense)
Nicholas Sewak	Quality Control Coordinator (Offense)

DUKE FOOTBALL HISTORY

First Season	1888
All-Time Record/Seasons	521-547-31 (.488)/109
All-Time Bowl Record	6-8
Last Bowl Game/Year	Walk-On's Independence/2018
Result	56-27 win vs. Temple

2022 DUKE FOOTBALL MEDIA GUIDE

EDITOR	EDITORIAL CONTRIBUTORS
Kat Castner	Brad Amersbach, Sullivan Bortner, Jean O. Brooks, Cory Foote, Leslie Gaber, Julie Jurich, Tommy Kollias, Sarah Leggett, Nick Macdonald, Meredith Rieder, Ashley Wolf
ASSISTANT EDITORS	
Art Chase and Jeff Friday	
RESEARCH ASSISTANCE	
Colin Small, John Roth	

COVER DESIGN	PRINTING
Ethan Hajas	Telepathic Graphics Raleigh, N.C.
PHOTOGRAPHY	SPECIAL THANKS
Duke Athletics, Frank Seldon, Grant Shorin	Adam Barnes Mark Gauley

MEDIA INFORMATION

DUKE COMMUNICATIONS CONTACTS

Kat Castner, Director of Communications

- Primary Football Contact and Credentialing
- 919.684.8708 (office) • 984-245-5940 (cell)
- Kat.Castner@duke.edu (email)

Aaron Socha, Assistant Director of Communications

- Secondary Football Contact
- 919-684-6934 (office) • 912-259-0603 (cell)
- Aaron.Socha@duke.edu (email)

DUKE FOOTBALL ON SOCIAL MEDIA

- The official Twitter, Facebook and Instagram accounts of the Duke football program are @DukeFOOTBALL
- The official Twitter and Instagram account of head coach Mike Elko is @CoachMikeElko

GO DUKE.COM

- Game notes, statistics, feature stories and other pertinent information regarding Duke football can be found on GoDuke.com, the official website of Duke Athletics
- Each Monday of Duke's traditional game week, head coach Mike Elko's press conference will be streamed live on ACC Network Extra at 2 p.m.

GLENN E. (TED) MANN PRESS BOX

- Named after former Sports Information Director Ted Mann, the Duke press box is located on the fourth floor of Blue Devil Tower at Brooks Field at Wallace Wade Stadium ... Admittance is by credential only
- A charter inductee of the CoSIDA Hall of Fame, Mann served the Duke athletic department for nearly 47 years before retiring in 1973
- Cheering in the press box will not be tolerated ... Violators of this policy will be asked to leave

MEDIA CREDENTIALS

- Media representatives should direct requests regarding credentials to Kat Castner
- Duke reserves the right to refuse any credential request deemed not to be in the best interest of the University

LOCKER ROOM POLICY

- The Duke locker room is closed to the media at all times
- Following all home games, Mike Elko and selected student-athletes will address the media. Specific post-game protocols will be determined at a later date
- Road accommodations for Elko and Duke players will be made based on the respective facility

MEDIA PARKING & WILL CALL

- Media parking is located on levels 4-7 of the Science Drive Garage
- Media will call hours and location will be determined at a later date

DUKE FOOTBALL PRACTICE

- The Duke football team conducts practice Monday through Friday mornings, during the regular season
- Practices are open to the media; prior approval from the Duke Communications staff is required for attendance

COLLEGE PRESS BOX.COM

• Collegepressbox is the official media website for Division I football. Access and download game notes, quotes, statistics, media guides, headshots, logos and more for all FBS schools, conferences, postseason games, awards and the College Football Playoff. For access, please register for an account at collegepressbox.com/register

ACC NETWORK

• Owned and operated by ESPN in partnership with the Atlantic Coast Conference, ACC Network (ACCN) and its digital platform ACCNX is a 24/7 national network dedicated to ACC sports that launched on August 22, 2019. ACCN televises more than 500 regular-season and tournament games from across the conference's 27 sponsored sports plus a complement of news and information shows and original programming. Together, ACCN and its digital platform, ACCNX, combine to feature more than 1,500 ACC events each year. ESPN has been televising ACC content since 1979 and has exclusive rights to every conference-controlled game across all sports and championships. Carriage agreements are in place with the following video providers: Comcast's Xfinity, Cox, DIRECTV, DIRECTV STREAM, DISH Network, Frontier, fuboTV, Hulu+ Live TV, Mediacom, Optimum, Sling TV, Spectrum TV, Suddenlink, Verizon Fios, YouTube TV, members of the NCTC, NRTC and Vivicast, among others. All ACCN games will also be available on the ESPN App to authenticated subscribers. Fans interested in learning more about ACCN can visit <https://getaccn.com>.

ACC MEDIA PORTAL (NEW IN 2022-23)

Press Conferences and ACC Events: The ACC Media Portal has moved to a new service provider. The Conference will continue to provide video from a variety of press conferences and select ACC Championship footage throughout the athletic year. Game highlights from regular season football and basketball games will no longer be provided. Previous accounts to the ACC Media Portal will no longer be active. If you are interested in access to the new ACC Media Portal, please contact Slim Vollinger, svollinger@theacc.org to gain access and for additional information. The use of ACC Championship highlights provided through the ACC Media Portal remain subject to all restrictions as outlined in the ACC News Access Guidelines. Thanks for your continued support of the Atlantic Coast Conference.

INTERVIEW PROCEDURES

- Mike Elko: For interviews with head coach Mike Elko, please contact Kat Castner
- Student-Athletes and Assistant Coaches: All interviews with Duke student-athletes and assistant coaches must be arranged through the Communications Office by contacting Aaron Socha

DUKE ALL-ACCESS WITH COACH MIKE ELKO

- Duke All-Access with coach Mike Elko is produced by LEARFIELD
- The 30-minute program includes features on the team and players, insight from head coach Mike Elko and game analysis from former Duke letterwinner Dave Harding
- The show airs Sundays at 12 noon on ABC-11 WTVD in the Raleigh-Durham market and is also available on Saturdays at 9:30 a.m. on Bally Sports South and each week on MASN, with digital replays available on the Duke Athletics YouTube channel

BLUE DEVIL SPORTS NETWORK FROM LEARFIELD

- David Shumate is in his sixth year as the play-by-play broadcaster for Duke football and men's basketball ... Named the Director of Broadcasting on June 12, 2017, Shumate replaced Hall of Fame announcer Bob Harris, who retired in 2017 after 41 years as the Voice of the Blue Devils ... A 2006 graduate of Appalachian State University, Shumate's prior broadcasting experience includes play-by-play duties for the Mid-American Conference championship football game (2010-16), SEC Men's Basketball Tournament (2011-17) and SEC Baseball Tournament (2013-17)
- The 2022 season marks Dave Harding's sixth as the lead analyst for Duke football broadcasts ... Harding, who started 41 games along the offensive line at Duke and was a team captain in 2013 when the Blue Devils captured the ACC Coastal Division championship, served the 2016 season as the sideline reporter
- John Roth continues to serve as the pregame show host and sideline reporter in 2022 ... He also serves as the lead analyst for Blue Devil men's basketball
- John Rose serves as the network's engineer
- A complete listing of the network affiliates may be found at GoDuke.com

MORE INFORMATION

Address	3100 Tower Blvd., Suite 404 Durham, N.C. 27707
Phone	919-286-1498
Website	Learfield.com
General Manager	Patrick Streko
Associate General Manager	Brian French
Senior Editor/Producer	John Roth
Manager - Business Development	Chaz Dawson
Manager - Business Development	Matt Palmer
Director - Broadcast	David Shumate
Partner Services Coordinator	Tommy Kollias
Partner Services Coordinator	Avery Ferguson
Social Plus Correspondent	Jonathan Bentley
Play-By-Play (FB & MBKB)	David Shumate
Play-By-Play (WBKB)	Chris Edwards
Analyst (FB)	Dave Harding
Analyst (MBKB)	John Roth
Sideline Reporter (FB)	John Roth
Pregame Host (FB & MBKB)	John Roth
Engineer (FB & MBKB)	John Rose

2022 OPPONENT SPORTS INFORMATION DIRECTORY

Temple	
Football Contact	Rich Burg
E-mail	rich.burg@temple.edu
Office Phone	(215) 204-0876
Cell Phone	(215) 356-3952
Website	owlsports.com

Northwestern	
Football Contact	Paul Kennedy
E-mail	pkennedy@northwestern.edu
Office Phone	(847) 467-2028
Cell Phone	(312) 497-5990
Website	nusports.com

North Carolina A&T	
Football Contact	Brian Holloway
E-mail	bmhollow@ncat.edu
Office Phone	(336) 285-3608
Cell Phone	(336) 328-6719
Website	ncataggies.com

Kansas	
Football Contact	Daniel Berk
E-mail	dberk@ku.edu
Office Phone	(785) 312-2159
Cell Phone	(785) 312-2159
Website	kuathletics.com

Virginia	
Football Contact	Jim Daves
E-mail	jimdaves@virginia.edu
Office Phone	(434) 243-2467
Cell Phone	(434) 962-7668
Website	virginiaspports.com

Georgia Tech	
Football Contact	Mike Flynn
E-mail	mflynn@athletics.gatech.edu
Office Phone	(404) 894-5445
Cell Phone	(828) 964-6406
Website	ramblinwreck.com

North Carolina	
Football Contact	Jeremy Sharpe
E-mail	jsharpe7@unc.edu
Office Phone	(919) 962-9135
Cell Phone	(520) 275-9895
Website	goheels.com

Miami	
Football Contact	Camron Ghorbi
E-mail	cghorbi@miami.edu
Office Phone	(305) 284-3230
Cell Phone	(786) 877-7329
Website	miamihurricanes.com

Boston College	
Football Contact	Brendan Flynn
E-mail	bflynn@bc.edu
Office Phone	(617) 552-2004
Cell Phone	(203) 415-5381
Website	bceagles.com

Virginia Tech	
Football Contact	Carter Brown
E-mail	cart315@vt.edu
Office Phone	(540) 231-6892
Cell Phone	(804) 551-0457
Website	hokiesports.com

Pittsburgh	
Football Contact	E.J. Borghetti
E-mail	eborghetti@athletics.pitt.edu
Office Phone	(412) 648-8240
Cell Phone	(412) 491-5110
Website	pittsburghpanthers.com

Wake Forest	
Football Contact	Will Pantages
E-mail	pantagw@wfu.edu
Office Phone	(336) 758-2347
Cell Phone	(352) 275-3398
Website	godeacs.com

2022 TEAM ANALYSIS

LETTERMEN RETURNING (47)

Offense (24): RB Grissim Anderson, OL Graham Barton, WR Malik Bowen-Sims, WR Jalon Calhoun, OL Ron Carr, RB Jaylen Coleman, TE Nicky Dalmolin, WR Luca Diamont, TE Cole Finney, OL Brian Foley, OL John Gelotte, WR Sahmir Hagans, WR Darrell Harding Jr., QB Riley Leonard, OL Maurice McIntyre, OL Jacob Monk, RB Jaquez Moore, QB Jordan Moore, WR Eli Pancel, OL Addison Penn, OL Calib Perez, WR Jontavis Robertson, TE Mason Russell, RB Jordan Waters

Defense (21): DB Cameron Bergeron, DT DeWayne Carter, DE Ahmad Craig, DB Tony Davis, DB Isaiah Fisher-Smith, DT Ja'Mion Franklin, DE Aaron Hall, LB Shaka Heyward, LB Jason Hoffman, DB Brandon Johnson, DB Da'Quan Johnson, DT Michael Larbie, LB Dorian Mausi, DE R.J. Oben, DT Aeneas Peebles, DB Joshua Pickett, DE Michael Reese, DT Christian Rorie, DE Ryan Smith, LB Sayyid Stevens, DB Jaylen Stinson

Special Teams (2): K Charlie Ham, P Porter Wilson

LETTERMEN LOST (34)

Offense (16): OT Peace Addo, WR Jake Bobo, WR Scott Boylan, RB Mataeo Durant, WR Jarett Garner, OT Casey Holman, QB Gunnar Holmberg, RB Nate Kyei-Donkor, TE Patrick Leitten, TE Jack Marwede, RB Nakeie Montgomery, OG Kade Parmelly, C Will Taylor, OG Zach Thomson, OT Carson Van Lynn, C Jack Wohlabough

Defense (16): S Jalen Alexander, CB Josh Blackwell, LB Colby Campbell, S Cole Carteaux, DE Zamari Ellis, LB Adam Fakih, DE Ben Frye, CB Leonard Johnson, CB Jeremiah Lewis, CB Dominique Long, S Steve Mann, DT Gary Smith III, S Nate Thompson, CB Ken Torain, S J'Marick Woods, S Lummie Young IV

Special Teams (2): K Matt Alswanger, LS John Taylor

STARTERS RETURNING (13)

Offense (6): LT Graham Barton, WR Jalon Calhoun, RT John Gelotte, LG Maurice McIntyre, RG Jacob Monk, WR Eli Pancel

Defense (5): DT DeWayne Carter, LB Shaka Heyward, LB Dorian Mausi, DE R.J. Oben, S Jaylen Stinson

Special Teams (2): K Charlie Ham, P Porter Wilson

STARTERS LOST (12)

Offense (5): WR Jake Bobo, RB Mataeo Durant, QB Gunnar Holmberg, TE Jake Marwede, C Jack Wohlabough

Defense (6): CB Josh Blackwell, DE Ben Frye, CB Leonard Johnson, DT Gary Smith III, S Nate Thompson, S Lummie Young IV

Special Teams (1): LS John Taylor

2022 SCHEDULE

*ACC Game

SEPTEMBER

2	TEMPLE	DURHAM, N.C.	ACCN	7:30 p.m.
10	at Northwestern	Evanston, Ill.	FS1	12 p.m. (11 a.m. CT)
17	NORTH CAROLINA A&T	DURHAM, N.C.	ACCNX	6 p.m.
24	at Kansas	Lawrence, Kan.		TBA

OCTOBER

1	VIRGINIA*	DURHAM, N.C.		TBA
8	at Georgia Tech*	Atlanta, Ga.		TBA
15	NORTH CAROLINA*	DURHAM, N.C.		TBA
22	at Miami*	Coral Gables, Fla.		TBA

NOVEMBER

4	at Boston College*	Chestnut Hill, Mass.	ESPN2	7 p.m.
12	VIRGINIA TECH*	DURHAM, N.C.		TBA
19	at Pittsburgh*	Pittsburgh, Pa.		TBA
26	WAKE FOREST*	Durham, N.C.		TBA

CLASS BREAKDOWN (Scholarship only)

FRESHMEN (18): TE Cade Anders, DE Vincent Anthony Jr.*, RB Terry Moore*, QB Henry Belin IV, OL Matt Craycraft, LB Jeremiah Hasley, RB Terry Moore, OL Steven Nahmias, OL Brian Parker II, DB Kenzy Paul, DB Chandler Rivers*, TE Jake Taylor, DB Nathan Vail*, WR Mehki Wall*, WR Jaden Watkins*, RB Eric Weatherly*, DE Wesley Williams, LB Carter Wyatt*

SOPHOMORES (17): DB Cameron Bergeron, DB Trent Broadnax, DE Trey Brown III, DB Placide Djungu-Sungu, LB Tre Freeman, WR Sahmir Hagans, DE Aaron Hall, DB Brandon Johnson, TE Andrew Jones, QB Riley Leonard, DB Dylan Merrell, RB Jaquez Moore, QB Jordan Moore, LB Nick Morris Jr., DB Joshua Pickett, OL Justin Pickett, DL Mandela Tobin

REDSHIRT SOPHOMORES (4): WR Luca Diamont, TE Cole Finney, OL Addison Penn, OL Calib Perez

JUNIORS (11): OL Graham Barton, WR Malik Bowen-Sims, TE Nicky Dalmolin, DB Isaiah Fisher-Smith, DB Da'Quan Johnson, LB Dorian Mausi, DT Aeneas Peebles, DE Michael Reese, WR Jontavis Robertson, DE Ryan Smith, DB Jaylen Stinson

REDSHIRT JUNIORS (15): OL Ron Carr, DT DeWayne Carter, RB Jaylen Coleman, DE Ahmad Craig, DB Tony Davis, OL John Gelotte, K Charlie Ham, DE R.J. Oben, DT Christian Rorie, LB Rocky Shelton II, TE Matt Smith, LB Sayyid Stevens, RB Jordan Waters, P Porter Wilson, OL Elijah Wroten

SENIORS (4): WR Jalon Calhoun, WR Darrell Harding Jr., OL Jacob Monk, WR Eli Pancel

REDSHIRT SENIORS (3): DT Ja'Mion Franklin, LB Shaka Heyward, OL Maurice McIntyre

GRADUATE STUDENTS (11): OL Jack Burns, LB Cam Dillon, LS Evan Deckers, OL Brian Foley, WR Joe Hardison, OL Andre Harris, P Jackson Hubbard, DB Darius Joiner, OL Chance Lytle, DE Anthony Nelson, DB Datrone Young

NON-SCHOLARSHIP (27)

GRADUATE STUDENT (5): RB ReShawn Allen, WR Eric Gallman II, QB Ty Lenhart, QB Gavin Spurrier, WR Harrison Wellmann

SENIORS (4): LS Jack Griffin, DE Anthony Hinton, WR Trevor Horton, DT Michael Larbie

REDSHIRT JUNIOR (1): TE Mason Russell

JUNIORS (6): RB Grissim Anderson, WR Edwin Barnes III, WR Brandon Hersh, DB James Hopson II, WR William Robertson, DB Khilan Walker

SOPHOMORES (5): LS Curtis Cooper, LS Casey Donahue, LB Jason Hoffman, WR Nick Lampert, K Connor Wood

FRESHMEN (6): DB Dawson Andrew, LB Memorable Factor, DE Zach Jepson, K Todd Pelino, DB George Wright, LS Jack Yates

* Enrolled at Duke in January, 2022

2021 RESULTS

(3-9 Overall; 0-8 ACC)

*ACC game

SEPTEMBER

3	at Charlotte	Charlotte, N.C.	L	28-31
10	NORTH CAROLINA A&T	DURHAM, N.C.	W	45-17
18	NORTHWESTERN	DURHAM, N.C.	W	30-23
25	KANSAS	DURHAM, N.C.	W	52-33

OCTOBER

2	at North Carolina*	Chapel Hill, N.C.	L	7-38
9	GEORGIA TECH*	DURHAM, N.C.	L	27-31
16	at Virginia*	Charlottesville, Va.	L	0-48
30	at [13] Wake Forest*	Winston-Salem, N.C.	L	7-45

NOVEMBER

6	PITTSBURGH*	DURHAM, N.C.	L	29-54
13	at Virginia Tech*	Blacksburg, Va.	L	17-48
18	LOUISVILLE*	DURHAM, N.C.	L	22-62
27	MIAMI*	DURHAM, N.C.	L	10-47

2022 ROSTER

No.	Name	Pos.	Ht.	Wt.	Yr.	Hometown/High School	No.	Name	Pos.
0	Chandler Rivers	DB	5-10	182	Fr.	Beaumont, Texas/Beaumont United	25	ReShawn Allen	RB
1	Darius Joiner	DB	6-2	200	Gr.	Roanoke, Ala./Handley/Western Illinois	16	Cade Anders	TE
1	Jontavis Robertson	WR	5-11	193	Jr.	Gray, Ga./Jones County	41	Grissim Anderson	RB
2	Luca Diamont	WR	6-2	189	R-So.	Venice, Calif./Venice	33	Dawson Andrews	DB
2	Jaylen Stinson	DB	5-8	173	Jr.	Opelika, Ala./Opelika	19	Vincent Anthony Jr.	DE
3	Darrell Harding Jr.	WR	6-4	222	Sr.	Winter Garden, Fla./West Orange	23	Edwin Barnes III	WR
4	Cameron Bergeron	DB	6-0	177	So.	Albany, Ga./Westover	62	Graham Barton	OL
4	Nick Lampert	WR	6-0	185	So.	Miami, Fla./Ransom Everglades	19	Travis Bates	RB
5	Jalon Calhoun	WR	5-11	189	Sr.	Greenville, S.C./Southside	10	Henry Belin IV	QB
5	Datrone Young	DB	5-9	179	Gr.	Delray Beach, Fla./Atlantic/Iowa State→	4	Cameron Bergeron	DB
6	Eli Pancol	WR	6-3	205	Sr.	Pendleton, Ind./Pendleton Heights	18	Malik Bowen-Sims	WR
7	Jordan Waters	RB	6-0	214	R-Jr.	Fairmont, N.C./Fairmont	14	Trent Broadnax	DB
8	Dorian Mausi	LB	6-2	225	Jr.	Detroit, Mich./Univ. of Detroit Jesuit	95	Trey Brown III	DE
8	Jordan Moore	QB	6-0	195	So.	Sykesville, Md./Loyola Blakefield	68	Jack Burns	OL
9	Kenzy Paul	DB	6-0	198	Fr.	La Prairie, Quebec, Canada/McCallie [Tenn.]	5	Jalon Calhoun	WR
9	Gavin Spurrier	QB	6-4	216	Gr.	Bowling Green, Ky./South Warren	74	Ron Carr	OL
10	Henry Belin IV	QB	6-3	212	Fr.	New York, N.Y./Cardinal Hayes	90	DeWayne Carter	DT
10	James Hopson II	DB	6-0	192	Jr.	Leesburg, Ga./Lee County	22	Jaylen Coleman	RB
11	Isaiah Fisher-Smith	DB	5-11	207	Jr.	Greensboro, N.C./Page	57	Curtis Cooper	LS
11	Mehki Wall	WR	5-9	167	Fr.	Greensboro, N.C./Dudley	91	Ahmad Craig	DE
12	Tre Freeman	LB	6-0	234	So.	Durham, N.C./Northern	72	Matt Craycraft	OL
12	Jaden Watkins	WR	6-0	195	Fr.	Asheville, N.C./Asheville School	81	Nicky Dalmolin	TE
13	Tony Davis	DB	6-2	195	R-Jr.	Gastonia, N.C./Hunter Huss	13	Tony Davis	DB
13	Riley Leonard	QB	6-4	212	So.	Fairhope, Ala./Fairhope	45	Evan Deckers	LS
14	Trent Broadnax	DB	6-1	188	So.	Savannah, Ga./Benedictine Military School	2	Luca Diamont	WR
14	Ty Lenhart	QB	6-3	223	Gr.	Gambrills, Md./DeMatha Catholic/Columbia	35	Cam Dillon	LB
15	Placide Djungu-Sungu	DB	6-1	186	So.	Arlington, Texas/James Martin	15	Placide Djungu-Sungu	DB
15	Jake Taylor	TE	6-5	225	Fr.	Apex, N.C./Cardinal Gibbons	56	Casey Donahue	LS
16	Cade Anders	TE	6-2	231	Fr.	Hahira, Ga./Tift County/Army Prep (USMAPS)	38	Memorable Factor	LB
17	Da'Quan Johnson	DB	6-1	192	Jr.	Flomaton, Ala./Flomaton	82	Cole Finney	TE
18	Malik Bowen-Sims	WR	6-2	201	Jr.	Mount Juliet, Tenn./Mount Juliet Senior	11	Isaiah Fisher-Smith	DB
18	Jeremiah Hasley	LB	6-3	236	Fr.	Gibsonia, Pa./Pine-Richland	64	Brian Foley	OL
19	Vincent Anthony Jr.	DE	6-6	240	Fr.	Durham, N.C./Jordan	55	Ja'Mion Franklin	DT
19	Travis Bates	RB	5-11	195	Fr.	Tampa, Fla./Berkeley Prep	12	Tre Freeman	LB
20	Jaquez Moore	RB	5-10	195	So.	Live Oak, Fla./Suwannee	86	Eric Gallman II	WR
21	Khilan Walker	DB	5-9	177	Jr.	Nesbit, Miss./Lewisburg	70	John Gelotte	OL
21	Eric Weatherly	RB	5-7	171	Fr.	St. John's, Fla./Bartram Trail	72	Jack Griffin	LS
22	Jaylen Coleman	RB	6-1	205	R-Jr.	Matthews, N.C./Porter Ridge	85	Sahmir Hagans	WR
23	Edwin Barnes III	WR	6-1	194	Jr.	Charlotte, N.C./Covenant Day School	96	Aaron Hall	DE
23	Terry Moore	RB	6-1	192	Fr.	Washington, N.C./Washington HS	44	Charlie Ham	K
24	Nathan Vail	DB	6-2	195	Fr.	Kennesaw, Ga./Harrison	3	Darrell Harding Jr.	WR
25	ReShawn Allen	RB	5-8	219	Gr.	Canton, Mich./Orchard Lake St. Mary's Prep/Lehigh	89	Joe Hardison	WR
26	Joshua Pickett	DB	6-0	186	So.	Demorest, Ga./Habersham Central	55	Andre Harris	OL
26	William Robertson	WR	6-1	186	Jr.	Montgomery, Ala./Montgomery	18	Jeremiah Hasley	LB
27	Jack Yates	LS	6-0	210	Fr.	Hudson, Mass./Cheshire Academy	83	Brandon Hersh	WR
28	Dylan Merrell	DB	6-1	184	So.	Alpharetta, Ga./Alpharetta	42	Shaka Heyward	LB
29	Todd Pelino	K	6-2	179	Fr.	Cornelius, N.C./Cannon School	73	Anthony Hinton	DE
30	Brandon Johnson	DB	5-10	180	So.	Newton, N.C./Newton-Conover	54	Jason Hoffman	LB
31	Carter Wyatt	LB	6-1	220	Fr.	Shalotte, N.C./West Brunswick	10	James Hopson II	DB
32	George Wright	DB	5-11	196	Fr.	Dallas, Texas/Highland Park	84	Trevor Horton	WR
33	Dawson Andrews	DB	5-11	199	Fr.	Flowery Branch, Ga./Buford	37	Jackson Hubbard	P
34	Sayyid Stevens	LB	6-2	227	R-Jr.	Midway, Ga./Calvary Day School	39	Zach Jepson	DE
35	Cam Dillon	LB	6-2	229	Gr.	Findlay, Ohio/Findlay/Columbia	30	Brandon Johnson	DB
36	Nick Morris Jr.	LB	6-3	230	So.	Austin, Texas/Westlake	17	Da'Quan Johnson	DB
37	Jackson Hubbard	P	6-3	181	Gr.	Dallas, Texas/Highland Park	1	Darius Joiner	DB
38	Memorable Factor	LB	5-11	218	Fr.	London, England/Eton College [Windsor, U.K.]	88	Andrew Jones	TE
39	Zach Jepson	DE	6-7	230	Fr.	Bend, Ore./Avon Old Farms [Conn.]	4	Nick Lampert	WR
40	Ryan Smith	DE	6-2	227	Jr.	Acworth, Ga./Harrison	74	Michael Larbie	DT
41	Grissim Anderson	RB	6-2	233	Jr.	Knoxville, Tenn./Webb School	14	Ty Lenhart	QB
42	Shaka Heyward	LB	6-3	240	R-Sr.	Dacula, Ga./Mill Creek	13	Riley Leonard	QB
43	Rocky Shelton II	LB	5-10	221	R-Jr.	Fort Lauderdale, Fla./St. Thomas Aquinas	78	Chance Lytle	OL
44	Charlie Ham	K	6-2	212	R-Jr.	Atlanta, Ga./The Westminster School	8	Dorian Mausi	LB

2022 ROSTER

No.	Name	Pos.	Ht.	Wt.	Yr.	Hometown/High School	No.	Name	Pos.
45	Evan Deckers	LS	6-4	244	Gr.	Avon, Conn./Avon Old Farms/Massachusetts	71	Maurice McIntyre	OL
46	Mason Russell	TE	6-2	233	R-Jr.	Windermere, Fla./Windermere Preparatory	28	Dylan Merrell	DB
49	Connor Wood	K	5-9	188	So.	Lexington, Tenn./Lexington	63	Jacob Monk	OL
51	Mandela Tobin	DT	6-3	280	So.	San Diego, Calif./Westview	20	Jaquez Moore	RB
52	Addison Penn	OL	6-3	305	R-So.	Southlake, Texas/Carroll Senior	8	Jordan Moore	QB
53	Brian Parker II	OL	6-5	280	Fr.	Cincinnati, Ohio/St. Xavier	23	Terry Moore	RB
54	Jason Hoffman	LB	5-10	223	So.	Memphis, Tenn./Lewisburg [Miss.]	36	Nick Morris Jr.	LB
55	Ja'Mion Franklin	DT	6-2	311	R-Sr.	Ridgely, Md./North Caroline/Notre Dame	56	Steven Nahmias	OL
55	Andre Harris	OL	6-3	312	Gr.	Oklahoma City, Okla./Putnam City North/Arkansas State	93	Anthony Nelson	DE
56	Casey Donahue	LS	6-4	215	So.	Traverse City, Mich./Traverse City Saint Francis	94	R.J. Oben	DE
56	Steven Nahmias	OL	6-3	289	Fr.	Dunwoody, Ga./Marist School	6	Eli Pancol	WR
57	Curtis Cooper	LS	6-2	200	So.	Huntsville, Ala./Randolph School	53	Brian Parker II	OL
59	Michael Reese	DE	6-3	259	Jr.	Nashville, Tenn./Cane Ridge	9	Kenzy Paul	DB
62	Graham Barton	OL	6-5	311	Jr.	Brentwood, Tenn./Ravenwood	29	Todd Pelino	K
63	Jacob Monk	OL	6-3	298	Sr.	Clayton, N.C./Corinth Holders	92	Aeneas Peebles	DT
64	Brian Foley	OL	6-4	307	Gr.	Clarendon Hills, Ill./Hinsdale Central/Holy Cross	52	Addison Penn	OL
65	Elijah Wroten	OL	6-3	315	R-Jr.	Oreland, Pa./Germantown Academy	75	Calib Perez	OL
68	Jack Burns	OL	6-4	295	Gr.	Kansas City, Kan./Bishop Miege/Cornell	26	Joshua Pickett	DB
70	John Gelotte	OL	6-5	304	R-Jr.	Roebuck, S.C./Dorman	77	Justin Pickett	OL
71	Maurice McIntyre	OL	6-2	319	R-Sr.	Jacksonville, N.C./Northside	59	Michael Reese	DE
72	Matt Craycraft	OL	6-3	277	Fr.	Dallas, Texas/Jesuit	0	Chandler Rivers	DB
72	Jack Griffin	LS	6-0	193	Sr.	Nichols Hills, Okla./Heritage Hall	1	Jontavis Robertson	WR
73	Anthony Hinton	DE	6-2	240	Sr.	Waxhaw, N.C./Marvin Ridge	26	William Robertson	WR
74	Ron Carr	OL	6-5	257	R-Jr.	Solon, Ohio/Solon	99	Christian Rorie	DT
74	Michael Larbie	DT	6-0	273	Sr.	Monroe, N.C./Sun Valley	46	Mason Russell	TE
75	Calib Perez	OL	6-5	303	R-So.	Pearland, Texas/Glenda Dawson	43	Rocky Shelton II	LB
77	Justin Pickett	OL	6-7	316	So.	Carmel, Ind./Carmel	80	Matt Smith	TE
78	Chance Lytle	OL	6-7	329	Gr.	San Antonio, Texas/Churchill/Colorado	40	Ryan Smith	DE
80	Matt Smith	TE	6-5	245	R-Jr.	Needham, Mass./Needham	9	Gavin Spurrier	QB
81	Nicky Dalmolin	TE	6-4	239	Jr.	Cumming, Ga./North Forsyth	34	Sayyid Stevens	LB
82	Cole Finney	TE	6-7	261	R-So.	Hingham, Mass./Hingham	2	Jaylen Stinson	DB
83	Brandon Hersh	WR	6-1	185	Jr.	Short Hills, N.J./Seton Hall Prep	15	Jake Taylor	TE
84	Trevor Horton	WR	5-8	191	Sr.	Hendersonville, Tenn./Davidson Academy	51	Mandela Tobin	DT
85	Sahmir Hagans	WR	5-10	195	So.	Philadelphia, Pa./Saint Joseph's Prep	24	Nathan Vail	DB
86	Eric Gallman II	WR	5-9	184	Gr.	Charlotte, N.C./Mountain Island Charter/Cornell	21	Khilan Walker	DB
87	Harrison Wellmann	WR	6-0	175	Gr.	College Station, Texas/College Station/Johns Hopkins	11	Mehki Wall	WR
88	Andrew Jones	TE	6-4	241	So.	Pfafftown, N.C./Ronald W. Reagan	7	Jordan Waters	RB
89	Joe Hardison	WR	5-9	183	Gr.	Darien, Conn./Taft School	12	Jaden Watkins	WR
90	DeWayne Carter	DT	6-3	298	R-Jr.	Pickerington, Ohio/Pickerington Central	21	Eric Weatherly	RB
91	Ahmad Craig	DE	6-5	245	R-Jr.	Buford, Ga./Buford	87	Harrison Wellmann	WR
92	Aeneas Peebles	DT	6-1	288	Jr.	Raleigh, N.C./Knightdale	97	Wesley Williams	DE
93	Anthony Nelson	DE	6-2	254	Gr.	Tampa, Fla./Jesuit/Harvard	98	Porter Wilson	P
94	R.J. Oben	DE	6-4	255	R-Jr.	Montclair, N.J./St. Peters	49	Connor Wood	K
95	Trey Brown III	DE	6-1	205	So.	Phoenix, Ariz./Arcadia	32	George Wright	DB
96	Aaron Hall	DE	6-4	258	So.	Durham, N.C./Southern School of Energy & Sustainability	65	Elijah Wroten	OL
97	Wesley Williams	DE	6-3	252	Fr.	Gainesville, Va./Battlefield	31	Carter Wyatt	LB
98	Porter Wilson	P	6-5	233	R-Jr.	Fairlawn, Ohio/Copley	27	Jack Yates	LS
99	Christian Rorie	DT	6-6	302	R-Jr.	Raleigh, N.C./Enloe	5	Datrone Young	DB

PRONUNCIATION GUIDE

Trent BROADNAXBROAD-nax
 JALON Calhoun JAY-len
 Nicky DALMOLINdal-MOLE-in
 Luca DIAMONT DEE-ah-mont
 PLACIDE DJUNGU-SUNGU ..pluh-SEED JUNE-goo SOON-goo
 JA'MION FranklinJAY-me-on
 John GELOTTEjell-LOT
 SAHMIR HagansSAH-meer
 Jeremiah HASLEY HAZE-lee
 DA'QUAN JohnsonDUH-quan

Chance LYTLE LIE-tull
 Dorian MAUSI mah-OO-see
 JAQUEZ Moore JAH-quez
 AENEAS Peebles a-KNEE-us
 JONTAVIS Robertsonjohn-TAY-vis
 Christian RORIEROAR-ee
 SAYYID Stevenssigh-EED
 MEHKI Wall muh-KY
 KHILAN WalkerKY-lynn
 Elijah WROTEN ROW-ten

DATRONE YoungDAY-tron

COACHES

ISHMAEL ARISTIDEISH-mel AIR-ih-stahd
 Patrick DOUGHERTY DOUGH-her-ty

2022 PRESEASON POSITIONAL BREAKDOWN (Listed Alphabetically)

QUARTERBACK (5)

Henry Belin IV	6-3, 212	Fr.	HS
Ty Lenhart	6-3, 223	Gr.	TRF
Riley Leonard	6-4, 212	So.	1V
Jordan Moore	6-0, 195	So.	1V
Gavin Spurrier	6-4, 216	Gr.	1V

RUNNING BACK (8)

ReShawn Allen	5-8, 219	Gr.	TRF
Grissim Anderson	6-2, 233	Jr.	2V
Travis Bates	5-11, 195	Fr.	HS
Jaylen Coleman	6-1, 205	R-Jr.	3V
Jaquez Moore	5-10, 195	So.	1V
Terry Moore	6-1, 192	Fr.	HS
Jordan Waters	6-0, 214	R-Jr.	2V
Eric Weatherly	5-7, 171	Fr.	HS

WIDE RECEIVER (17)

Edwin Barnes III	6-1, 194	Jr.	1V
Malik Bowen-Sims	6-2, 201	Jr.	2V
Jalon Calhoun	5-11, 189	Sr.	3V
Luca Diamont	6-2, 189	R-So.	2V
Eric Gallman II	5-9, 184	Gr.	TRF
Sahmir Hagans	5-10, 195	So.	1V
Darrell Harding Jr.	6-4, 222	Sr.	3V
Joe Hardison	5-9, 183	Gr.	2V
Brandon Hersh	6-1, 185	Jr.	SQ
Trevor Horton	5-8, 191	Sr.	1V
Nick Lampert	6-0, 185	So.	SQ
Eli Pancol	6-3, 205	Sr.	3V
Jontavis Robertson	5-11, 193	Jr.	2V
William Robertson	6-1, 186	Jr.	1V
Mehki Wall	5-9, 167	Fr.	HS
Jaden Watkins	6-0, 195	Fr.	HS
Harrison Wellmann	6-0, 175	Gr.	TRF

TIGHT END (7)

Cade Anders	6-2, 231	Fr.	HS
Nicky Dalmolin	6-4, 239	Jr.	2V
Cole Finney	6-7, 261	R-So.	2V
Andrew Jones	6-4, 241	So.	SQ
Mason Russell	6-2, 233	R-Jr.	2V
Matt Smith	6-5, 245	R-Jr.	1V
Jake Taylor	6-5, 225	Fr.	HS

OFFENSIVE LINEMEN (16)

Graham Barton	6-5, 311	Jr.	2V
Jack Burns	6-4, 295	Gr.	TRF
Ron Carr	6-5, 257	R-Jr.	2V
Matt Craycraft	6-3, 277	Fr.	HS
Brian Foley	6-4, 307	Gr.	1V
John Gelotte	6-5, 304	R-Jr.	2V
Andre Harris	6-3, 312	Gr.	TRF
Chance Lytle	6-7, 329	Gr.	TRF
Maurice McIntyre	6-2, 319	R-Sr.	3V
Jacob Monk	6-3, 298	Sr.	3V
Steven Nahmias	6-3, 289	Fr.	HS
Brian Parker II	6-5, 280	Fr.	HS
Addison Penn	6-3, 305	R-So.	2V
Calib Perez	6-5, 303	R-So.	2V
Justin Pickett	6-7, 316	So.	SQ
Elijah Wroten	6-3, 315	R-Jr.	1V

DEFENSIVE TACKLE (6)

DeWayne Carter	6-3, 300	R-Jr.	2V
Ja'Mion Franklin	6-2, 311	R-Sr.	1V
Michael Larbie	6-0, 273	Sr.	2V
Aeneas Peebles	6-1, 288	Jr.	2V
Christian Rorie	6-6, 302	R-Jr.	2V
Mandela Tobin	6-3, 280	So.	SQ

DEFENSIVE END (11)

Vincent Anthony Jr.	6-6, 240	Fr.	HS
Trey Brown III	6-1, 205	So.	SQ
Ahmad Craig	6-5, 245	R-Jr.	2V
Aaron Hall	6-4, 258	So.	1V
Anthony Hinton	6-2, 240	Sr.	1V
Zach Jepson	6-7, 230	Fr.	HS
Anthony Nelson	6-2, 254	Gr.	TRF
R.J. Oben	6-4, 255	R-Jr.	2V
Michael Reese	6-3, 259	Jr.	2V
Ryan Smith	6-2, 227	Jr.	2V
Wesley Williams	6-3, 252	Fr.	HS

LINEBACKER (11)

Cam Dillon	6-2, 229	Gr.	TRF
Memorable Factor	5-11, 218	Fr.	HS
Tre Freeman	6-0, 234	So.	SQ
Jeremiah Hasley	6-3, 236	Fr.	HS
Shaka Heyward	6-3, 240	R-Sr.	3V
Jason Hoffman	5-10, 223	So.	1V
Dorian Mausl	6-2, 225	Jr.	2V
Nick Morris Jr.	6-3, 230	So.	SQ
Rocky Shelton II	5-10, 221	R-Jr.	2V
Sayyid Stevens	6-2, 227	R-Jr.	2V
Carter Wyatt	6-1, 220	Fr.	HS

DEFENSIVE BACKS (19)

Dawson Andrew	5-11, 199	Fr.	HS
Cameron Bergeron	6-0, 177	So.	1V
Trent Broadnax	6-1, 188	So.	SQ
Tony Davis	6-2, 195	R-Jr.	2V
Placide Djungu-Sungu	6-1, 186	So.	SQ
Isaiah Fisher-Smith	5-11, 207	Jr.	2V
James Hopson II	6-0, 192	Jr.	1V
Darius Joiner	6-2, 200	Gr.	TRF
Brandon Johnson	5-10, 180	So.	1V
Da'Quan Johnson	6-1, 192	Jr.	2V
Dylan Merrell	6-1, 184	So.	SQ
Kenzy Paul	6-0, 198	Fr.	HS
Joshua Pickett	6-0, 186	So.	1V
Chandler Rivers	5-10, 182	Fr.	HS
Jaylen Stinson	5-8, 173	Jr.	2V
Nathan Vail	6-2, 195	Fr.	HS
Khilan Walker	5-9, 177	Jr.	1V
George Wright	5-11, 196	Fr.	HS
Datrone Young	5-9, 179	Gr.	TRF

KICKER (3)

Charlie Ham	6-2, 212	R-Jr.	2V
Todd Pelino	6-2, 179	Fr.	HS
Connor Wood	5-9, 188	So.	SQ

LONG SNAPPER (5)

Curtis Cooper	6-2, 200	So.	SQ
Evan Deckers	6-4, 244	Gr.	TRF
Casey Donahue	6-4, 215	So.	SQ
Jack Griffin	6-0, 193	Sr.	1V
Jack Yates	6-0, 210	Fr.	HR


PUNTER (2)

Jackson Hubbard	6-3, 181	Gr.	4V
Porter Wilson	6-5, 233	R-Jr.	2V



PLAYERS

Name	Page	Name	Page	Name	Page	Name	Page	Name	Page
ReShawn Allen	8	Evan Deckers	16	Anthony Hinton	26	Steven Nahmias	33	Jaylen Stinson	43-44
Cade Anders	8	Luca Diamont	16	Jason Hoffman	26	Anthony Nelson	33	Jake Taylor	44
Grissim Anderson	8	Cam Dillon	17	James Hopson II	26	R.J. Oben	34	Mandela Tobin	44
Vincent Anthony Jr.	8	Placide Djungu-Sungu	17	Trevor Horton	26	Eli Pancof	34-35	Nathan Vail	44
Edwin Barnes III	9	Casey Donahue	17	Jackson Hubbard	27	Brian Parker II	35	Khilan Walker	44
Graham Barton	9	Cole Finney	18	Brandon Johnson	27	Kenzy Paul	35	Mehki Wall	45
Travis Bates	9	Isaiah Fisher-Smith	18	Da'Quan Johnson	28	Aeneas Peebles	36	Jordan Waters	45
Henry Belin IV	9	Brian Foley	19	Darius Joiner	28	Addison Penn	36	Jaden Watkins	46
Cameron Bergeron	10	Ja'Mion Franklin	19	Andrew Jones	29	Calib Perez	37	Eric Weatherly	46
Malik Bowen-Sims	10	Tre Freeman	19	Nick Lampert	29	Joshua Pickett	37	Harrison Wellmann	46
Trent Broadnax	10	Eric Gallman II	20	Michael Larbie	29	Justin Pickett	37	Wesley Williams	46-47
Trey Brown III	11	John Gelotte	20	Ty Lenhart	29	Michael Reese	37-38	Porter Wilson	47
Jack Burns	11	Jack Griffin	20	Riley Leonard	30	Chandler Rivers	38	Connor Wood	48
Jalon Calhoun	11-12	Sahmir Hagans	21	Chance Lytle	30	Jontavis Robertson	38-39	Elijah Wroten	48
Ron Carr	12	Aaron Hall	21	Dorian Mausi	30-31	William Robertson	39	Carter Wyatt	48
DeWayne Carter	13	Charlie Ham	22	Maurice McIntyre	31	Christian Rorie	39-40	Datrone Young	48
Jaylen Coleman	14	Darrell Harding Jr.	22-23	Dylan Merrell	31	Mason Russell	40	Dawson Andrew	49
Curtis Cooper	14	Joe Hardison	23	Jacob Monk	31-32	Rocky Shelton II	40-41	Memorable Factor	49
Ahmad Craig	15	Andre Harris	24	Jaquez Moore	32	Matt Smith	41	Zach Jepson	49
Matt Craycraft	15	Jeremiah Hasley	24	Jordan Moore	32	Ryan Smith	41-42	Todd Pelino	49
Nicky Dalmolin	15	Brandon Hersh	24	Terry Moore	33	Gavin Spurrier	42	Jack Yates	49
Tony Davis	16	Shaka Heyward	24-25	Nick Morris Jr.	33	Sayyid Stevens	42-43		



25 ReShawn Allen

RB • 5-8, 219 • GR.

CANTON, MICH.

ORCHARD LAKE ST. MARY'S PREP (LEHIGH)

2022: Graduate transfer from Lehigh University ... in 35 career games (25 starts) with the Mountain Hawks, registered 315 rushes for 1,012 yards (3.21) with five TDs and 23 receptions for 140 yards (6.09) ... named a semifinalist for the 2021 William V. Campbell Trophy ... tabbed a 2021 Academic All-Patriot League and CoSIDA Academic All-District selection ... recorded a career-high 27 carries for 113 yards against Scared Heart in 2019 ... posted two 100+ yard rushing performances against Navy (147; 2018) and Scared Heart (113; 2019) ... tallied 2+ receptions in six games.

PRIOR TO DUKE: Four-year member of the football program at Lehigh University in 2018-19-20-21 ... in 35 career games (25 starts), registered 315 rushes for 1,012 yards (3.21) with five TDs and 23 receptions for 140 yards (6.09) ... named a semifinalist for the 2021 William V. Campbell Trophy ... tabbed a 2021 Academic All-Patriot League and CoSIDA Academic All-District selection ... four-time Patriot League Academic Honor Roll recipient ... 2021 team captain ... recorded a career-high 27 carries for 113 yards against Scared Heart in 2019 ... posted two 100+ yard rushing performances against Navy (147; 2018) and Scared Heart (113; 2019) ... tallied 2+ receptions in six games ... scored on 75-yard TD jaunt on Lehigh's first play from scrimmage at Navy ... was named Patriot League Rookie of the Week following that performance ... attended Orchard Lake St. Mary's Prep and was coached by George Porritt ... led Orchard Lake St. Mary's Prep to three consecutive Division 3 State Championships ... broke the school's single-season rushing record with 2,131 yards in 2016 ... two-time all-state selection by *MLive* and *Detroit Free Press* in 2016 and 2017... earned all-metro honors by *Detroit News* and all-catholic league nods in 2016 and 2017... also lettered in track & field where helped team win two state titles.

PERSONAL: Born November 4, 1999 ... graduated from Lehigh in May 2022, with a degree in electrical engineering ... currently pursuing a master's in engineering management ... son of Rodney and Tawanda Allen.



16 Cade Anders

TE • 6-2, 231 • FR.

HAHIRA, GA.

TIFT COUNTY HIGH SCHOOL (USMAPS)

2022: Incoming tight end.

PRIOR TO DUKE: Spent the 2021 season at the United States Military Academy Preparatory School (USMAPS) ... started all nine games, leading USMAPS to its first undefeated season ... lettered three years at Tift County under head coach and father Ashley Anders ... tabbed a three-star prospect by *247Sports.com* ... started in 33 consecutive games to close career ... recorded four receptions for 55 yards and 11 tackles with two sacks during shorted senior year due to the COVID-19 pandemic ... two-time all-state and three-time all-region honoree ... named to the Blue-Gray All-American bowl as a senior ... selected the region 1-7A utility player of the year as a junior ... also lettered two seasons in basketball and four seasons in track & field ... two-time regional champion in shot put and regional champion in discus ... placed third at the GHSA 7A state meet in shot put and ninth in discus ... graduated holding the school and regional record in shot put.

PERSONAL: Born January 21, 2003 ... son of Ashley and Sheri Anders ... dad is the current defensive coordinator at Lowndes High School, also served on staff at Colquitt County High School (2020-21), Tift County High School (2013-19), Murray State University (2010-12), Georgia Southern University (2008-09), Valdosta State University (2003-07), Holmes Community College (2001-02), and Auburn University (1999-2000).



41 Grissim Anderson

RB • 6-2, 233 • JR.

KNOXVILLE, TENN.

WEBB SCHOOL

2022: Returning running back ... in seven career games, has one tackle ... returned one kickoff for eight yards at Virginia in 2021 ... has played 31 snaps.

2021: Played in five games, seeing action against Georgia Tech, Virginia, Wake Forest, Pittsburgh and Louisville ... returned one kickoff for eight yards at Virginia ... on the field for 29 snaps.

2020: Played in two games ... saw action against Charlotte and Florida State ... recorded one tackle on special teams at Florida State ... on the field for two snaps.

PRIOR TO DUKE: Lettered two years at Webb School of Knoxville under head coach David Meske ... helped lead the Spartans to the state playoffs both years ... recorded 87 tackles, two INTs and three forced fumbles ... amassed 792 all purpose yards with 10 TDs in addition to 74 tackles and four forced fumbles during senior season ... two-time all-region honoree ... lettered two seasons in baseball as a left fielder ... two-year letterwinner in basketball as a shooting guard, reaching the state championship as a sophomore.

PERSONAL: Born June 2, 2001 ... majoring in political science while minoring in psychology and economics ... son of Dee and Anne Anderson ... sister, Carter, was a member of the University of Georgia's equestrian team (2018-19-20-21).



19 Vincent Anthony Jr.

DE • 6-6, 240 • FR.

DURHAM, N.C.

JORDAN HIGH SCHOOL

2022: Incoming defensive end ... enrolled at Duke in January, 2022.

PRIOR TO DUKE: Lettered three years at Jordan under coaches Anthony Barbour and Justin Allred ... rated a three-star prospect by *ESPN.com*, *247Sports.com* and *Rivals.com* ... listed as the No. 74 defensive end in the country by *ESPN.com* ... ranked as the No. 24 and No. 26 prospect from the state of North Carolina according to *ESPN.com* and *247Sports.com*, respectively ... compiled 127 tackles, 39.0 TFL, 19.0 sacks, 54 QB pressures, four forced fumbles and four fumble recoveries during final two seasons ... added seven blocked field goals ... two-time team captain and all-conference selection, as well as Jordan's defensive player of the year recipient ... named to the 4A All-State Second Team ... participated in the All-American Bowl on Jan. 8, 2021 in San Antonio, Texas.

PERSONAL: Born April 26, 2004 ... son of Vincent and Bonnye Anthony Sr. ... father was a two-year letterwinner on the football team at North Carolina Central University (1987-88).



23 Edwin Barnes III

WR • 6-1, 194 • JR.

CHARLOTTE, N.C.

COVENANT DAY SCHOOL


2022: Returning wide receiver.

2021: Did not see game action.

2020: Did not see game action.

PRIOR TO DUKE: Lettered two seasons at Covenant Day School under head coaches Chris James and Pete McSparin ... reached the state playoffs both seasons ... totaled 854 all-purpose yards and six TDs in addition to 27 tackles and one INT as a junior ... amassed 704 rushing yards, 159 receiving yards and seven TDs as a senior ... also added 47 tackles and three INTs ... lettered two seasons in track, primarily as a sprinter ... set the 4x100 school record as a senior.

PERSONAL: Born December 9, 2001 ... majoring in mechanical engineering and pursuing a certificate in aerospace engineering ... son of Edwin and Wallace Barnes II.



62 Graham Barton

OL • 6-5, 311 • JR.

BRENTWOOD, TENN.

RAVENWOOD HIGH SCHOOL

2022: Returning starter at left tackle ... preseason All-ACC selection by *Phil Steele* (3rd team) and *Athlon Sports* (3rd team) ... in 18 career games (17 starts), has played 1,244 snaps.

2021: Academic All-ACC selection ... recipient of the program's Mike Suglia Award, an honor presented annually to a second-year member of the Duke football program who best exemplifies the qualities of the late Mike Suglia ... started in all 12 games at left tackle ... helped the offensive line finish sixth in the ACC in fewest sacks allowed with 27, while protecting an offense that accumulated 5,011 yards of total offense ... also created paths for RB Mataeo Durant to rush for a program single-season record 1,241 yards ... blocked for an aerial attack that threw for over 2,800+ yards for the 12th time in the last 13 seasons ... on the field for 810 snaps.

2020: Second Team Freshman All-America pick by *The Athletic* ... recipient of the program's Sonny Falcone Award, an honor presented annually to offensive, defensive, and developmental members for their year-round commitment to strength and conditioning ... played in final six games (five starts) as Duke's center after season-ending injuries to Jack Wohlbach and Will Taylor ... helped block for an attack that averaged 379.7 yards of total offense per game ... created paths for RBs Durant and Deon Jackson to record four and two games with over 100+ rushing yards, respectively ... helped the Duke offense register 33 total TDs, including 19 via the ground game ... blocked for an aerial attack that threw for over 2,400+ yards ... on the field for 434 snaps.

PRIOR TO DUKE: Lettered four years at Ravenwood under coach Matthew Daniels ... consensus three-star prospect by *ESPN.com*, *247Sports.com* and *Rivals.com* ... listed by *247Sports.com* as the No. 14 offensive guard in the nation and No. 9 overall prospect in the state of Tennessee ... 2019 Offensive Lineman of the Year, three-time all-region selection, two-time all-midstate honoree, and two-time all-state pick ... helped Ravenwood to a 41-13 record, including the state championship in 2019 ... also lettered two years in lacrosse.

PERSONAL: Born June 1, 2002 ... majoring in public policy while minoring in sociology and pursuing a certificate in markets and management ... son of Philip and Heather Barton.



19 Travis Bates

RB • 5-11, 195 • FR.

TAMPA, FLA.

BERKELEY PREP

2022: Incoming running back.

PRIOR TO DUKE: Lettered four years at Berkeley Prep under head coach Dominic Ciao ... tabbed as a three-star recruit by *247sports.com* and *Rivals.com* ... listed as the No. 36 running back in the country by *Rivals.com* ... amassed 3,845 rushing yards in 44 career games ... rushed for 2,045 yards as a senior, the second-most rushing yards in school history ... led Berkeley Prep to a 35-9 record, including a 12-1 mark as a senior ... helped the Buccaneers to an appearance in the 2021 Florida state championship game ... all-conference selection and offensive player of the year as a senior ... two-time all-country honoree ... named to the 2022 NFF Team of Distinction by the National Football Foundation (NFF) & College Hall of Fame ... lettered two seasons in track & field ... placed first in the long jump at the district championships and graduated with the third-best distance in Berkeley Prep history.

PERSONAL: Born September 15, 2003 ... son of Travis and Lashawn Bates ... cousin, Julius Peppers, was a three-year letterwinner (1999-2000-01) as a defensive end at the University of North Carolina, awarded the Lombardi and Bednarik Awards, in three seasons finished second at Carolina in career sacks and TFL, named a two-time All-America honoree (2000 and 2001 [unanimous]), was selected as the second overall pick in the 2002 NFL Draft by the Carolina Panthers and played 17 professional seasons with the Panthers (2002-09; 2017-18), Chicago Bears (2010-13), and Green Bay Packers (2014-16), was a nine-time NFL Pro Bowl selection.



10 Henry Belin IV

QB • 6-3, 212 • FR.


NEW YORK, N.Y.

CARDINAL HAYES HIGH SCHOOL

2022: Incoming quarterback.

PRIOR TO DUKE: Lettered three seasons at Cardinal Hayes under coach C.J. O'Neil ... rated a three-star prospect by *ESPN.com*, *247Sports.com* and *Rivals.com* ... listed as the No. 32 pocket passer in the country by *ESPN.com* ... ranked as the No. 3 and No. 4 prospect from the state of New York by *ESPN.com* and *247Sports.com*, respectively ... finished 382-of-627 passing for 6,000 yards and 55 TDs ... added 90 rushes for 593 yards and 13 scores ... helped Cardinal Hayes to a 17-11 record, including two state playoff appearances ... named two-time first team all-state and all-city, while being selected the NYCHSFL AAA Championship Game MVP as a sophomore ... during senior season tabbed the N.Y. Jets' Gatorade Player of the Week and earned the Monsignor Peters' Golden Eleven Award ... named to the 2022 NFF Team of Distinction by the National Football Foundation (NFF) & College Hall of Fame.

PERSONAL: Born May 14, 2004 ... son of Henry and Rita Belin III ... father lettered three seasons in football at Vanderbilt University (1984-85-86).



4 Cameron Bergeron

DB • 6-0, 177 • SO.

ALBANY, GA.


WESTOVER HIGH SCHOOL

2022: Returning defensive back ... in 12 career games, credited for one tackle ... has played 113 snaps.

2021: Played in all 12 games ... recorded one tackle against Northwestern ... on the field for 113 snaps, primarily on special teams.

PRIOR TO DUKE: Lettered three seasons at Westover under coach Olten Downs ... rated a three-star prospect by *ESPN.com*, *247Sports.com* and *Rivals.com* ... listed as the No. 55 cornerback in the country by *ESPN.com* ... totaled 47 tackles, while helping Westover to the state playoffs as a senior ... finished prep career with two INTs, returning one for a TD ... also a three-year letterwinner in track.

PERSONAL: Born October 11, 2002 ... son of Troy Bergeron and Sharee Downs ... father played in the NFL for the Atlanta Falcons, Buffalo Bills and Dallas Cowboys and in the Arena Football League for the Columbus Wardogs, Georgia Force and Cleveland Gladiators from 2004-11 ... stepfather, Olten Downs, played football at Tennessee State University (2002-03-04-05) before coaching at the University of Georgia (2015-16) and Georgia Southern University (2017) and currently is the head coach at Alexander High School.



18 Malik Bowen-Sims

WR • 6-2, 201 • JR.

MOUNT JULIET, TENN.

MOUNT JULIET SENIOR HIGH SCHOOL

2022: Returning wide receiver ... in 14 career games, has eight receptions for 76 yards (9.50) ... has played 140 snaps.

2021: Played in seven games against North Carolina A&T, Kansas, Georgia Tech, Virginia, Virginia Tech, Louisville and Miami ... caught five passes for 40 yards (8.00) ... tallied a season-high two receptions for 13 yards at Virginia Tech ... on the field for 69 snaps.

2020: Played in seven games against Virginia, Virginia Tech, Syracuse, Charlotte, Georgia Tech, Miami and Florida State ... recorded three receptions for 36 yards (12.00), all against Virginia Tech ... on the field for 71 snaps ... enrolled at Duke in January, 2020.

PRIOR TO DUKE: Lettered three years at Mount Juliet Senior under coach Trey Perry ... consensus three-star prospect by *ESPN.com*, *247Sports.com* and *Rivals.com* ... ranked by *ESPN.com* as the No. 24 overall prospect and No. 3 wide receiver in the state of Tennessee ... named to *The Tennessean's* Dandy Dozen in 2018-19 ... a two-time first team all-region selection and the region's offensive MVP in 2018 ... helped Mount Juliet to a 29-7 record and three trips to the state playoffs ... compiled 1,241 career yards on 72 receptions with 15 TDs.

PERSONAL: Born November 6, 2001 ... majoring in cultural anthropology while minoring in visual studies ... son of Chris and Michelle Sims.

STATISTICS


2020

Opponent	Rec	Yds	Lg	TD	Rush	Yds	Lg	TD
Notre Dame		- DNP -						
Boston College		- DNP -						
Virginia	0	0	0	0	0	0	0	0
Virginia Tech	3	36	13	0	0	0	0	0
Syracuse	0	0	0	0	0	0	0	0
NC State		- DNP -						
Charlotte	0	0	0	0	0	0	0	0
North Carolina		- DNP -						
Georgia Tech	0	0	0	0	0	0	0	0
Miami	0	0	0	0	0	0	0	0
Florida State	0	0	0	0	0	0	0	0

2021

Opponent	Rec	Yds	Lg	TD	Rush	Yds	Lg	TD
Charlotte		- DNP -						
North Carolina A&T	0	0	0	0	0	0	0	0
Northwestern		- DNP -						
Kansas	0	0	0	0	0	0	0	0
North Carolina		- DNP -						
Georgia Tech	0	0	0	0	0	0	0	0
Virginia	1	9	0	0	0	0	0	0
Wake Forest		- DNP -						
Pittsburgh		- DNP -						
Virginia Tech	2	13	11	0	0	0	0	0
Louisville	1	4	4	0	0	0	0	0
Miami	1	14	14	0	0	0	0	0

Year	G/GS	Rec	Yards	Avg.	TD	Lg
2020	7/0	3	36	12.00	0	13
2021	7/0	5	40	8.00	0	14
Total	14/0	8	76	9.50	0	14



14 Trent Broadnax

DB • 6-1, 188 • SO.

SAVANNAH, GA.

BENEDICTINE MILITARY SCHOOL

2022: Returning safety ... in one career game, credited for two tackles ... has played 21 snaps.

2021: Played in one game against Louisville ... recorded two tackles ... on the field for 21 snaps.

PRIOR TO DUKE: Lettered three seasons at Benedictine Military School under coach Denny Britt ... labeled a three-star prospect by *ESPN.com*, *247Sports.com* and *Rivals.com* ... led Benedictine to a 26-8 record and three state playoff berths ... recorded 908 all-purpose yards as a senior, including 754 receiving yards with 11 TDs ... also returned one punt for a TD ... totaled 1,975 receiving yards on 134 receptions (14.74) and 22 TDs in prep career... three-time Greater Savannah all-region wide receiver ... defensively, posted 63 tackles, three forced fumbles and three INTs ... also lettered in basketball, baseball and track ... on the hardwood, totaled over 1,200 points and was a three-time Greater Savannah first team selection ... helped team to the state championship in baseball in 2018.

PERSONAL: Born May 9, 2002 ... son of Horace and Tammy Broadnax ... father played basketball at Georgetown University (1983-84-85-86), helping the Hoyas to two NCAA Final Four berths including the 1984 national championship, and currently serves as the head men's basketball coach at Savannah State University ... mother was a member of the cheerleading squad at Bethune Cookman University (1989-92) ... brother, Trae, is a current member of the men's basketball team at the University of South Carolina (USC) Upstate after transferring from the U.S. Naval Academy at the conclusion of the 2021-22 season.



95 Trey Brown III

DE • 6-1, 205 • SO.

PHOENIX, ARIZ.

ARCADIA HIGH SCHOOL

2022: Returning defensive end.

2021: Did not see game action.

PRIOR TO DUKE: Lettered one season (2017) at Charlotte Catholic (N.C.) and three seasons (2018-19-20) at Arcadia High School ... tabbed a three-star prospect by *247Sports.com* ... totaled 60 tackles, including 13.0 TFL, 5.0 sacks and three forced fumbles as a senior ... recorded 69 tackles, 19.0 TFL, 13.0 sacks and three forced fumbles in junior season ... named first team all-region and all-state as a defensive end during junior and senior years ... also earned first team all-state honors as a tight end as a junior ... posted 191 tackles, 40.0 TFL, 23.0 sacks and six forced fumbles in three seasons at Arcadia ... helped Charlotte Catholic to a 16-0 record and the 3A North Carolina state championship as a freshman ... also played basketball at Arcadia.

PERSONAL: Born October 24, 2002 ... son of Ray and Ashley Brown II ... father played football at the University of Memphis and Arkansas State University before a 19-year NFL career (1986-2005; 262 career games) as an offensive lineman for the St. Louis/Phoenix Cardinals, Washington Redskins, San Francisco 49ers, Detroit Lions and Washington Redskins, earning Pro Bowl and All-Pro (2nd team) honors in 2001 and later served as an assistant coach with the Buffalo Bills (2008-09), San Francisco 49ers (2010), Carolina Panthers (2011-17) and Arizona Cardinals (2018) ... cousin, Freddie Brown, played football at the University of Utah (2005-06-07-08) and was a seventh round draft pick by the Cincinnati Bengals in the 2009 NFL Draft.



68 Jack Burns

OL • 6-4, 295 • GR.

KANSAS CITY, KAN.

BISHOP MIEGE HIGH SCHOOL (CORNELL)

2022: Graduate transfer from Cornell University ... played in 35 career games (29 starts) with the Big Red.

PRIOR TO DUKE: Four-year member of the football program at Cornell University in 2018-19-20-21 (2020 season was canceled due to COVID-19) ... earned 2021 Second Team All-Ivy League honors ... appeared in 35 career games, making 29 starts at center ... during final season in 2021, helped the Big Red lead the Ivy League and rank fifth nationally with 0.9 sacks allowed per game ... the offensive line in 2021 allowed a school-record low nine sacks and was 16th nationally in fewest tackles for loss allowed per game (4.2) ... in 2019, Cornell's offensive line allowed one sack or less in five of the team's seven Ivy League games and had four contests with 400+ yards of total offense ... lettered four years at Bishop Miege under coach Jon Holmes ... named a team captain as a senior and was a two-time all-state selection ... helped Bishop Miege capture four consecutive 4A state titles ... tabbed a first team all-league pick as a senior and second team selection as a junior ... named the 2018 Greater Kansas City Football Coaches Association Scholar-Athlete ... selected to play in the Kansas Shrine Bowl ... also lettered in basketball.

PERSONAL: Born November 29, 1999 ... graduated from Cornell in May 2022, with a degree in applied economics and management ... currently pursuing a master's in management studies from Duke's Fuqua School of Business ... son of Robert and Barbara Burns ... uncle, John, lettered one season (1970) as an offensive tackle at the University of Missouri, earning Academic All-Big Eight honors.



5 Jalon Calhoun

WR • 5-11, 189 • SR.

GREENVILLE, S.C.

SOUTHSIDE HIGH SCHOOL

2022: Returning starting wide receiver ... preseason All-ACC selection by *Athlon Sports* (4th team) ... in 35 career games (33 starts), has 141 receptions for 1,487 yards (10.31) and nine TDs with seven rushing attempts for 11 yards (1.57) ... has returned two punts for three yards (1.50) and completed one-of-two (.500) pass attempts for 25 yards with one TD and one INT ... has 32 games with 2+ receptions, including a career-high eight catches against North Carolina A&T in 2019 ... has registered three 100-yard receiving games (105 yards vs. North Carolina A&T in 2019; 103 yards vs. North Carolina in 2021; 103 yards vs. Georgia Tech in 2021) ... recorded a career-long 80-yard reception against North Carolina in 2021 ... has accounted for 21 plays of 20+ yards (20 receiving & one passing) and seven TDs (six receiving & one passing) ... has recorded 1+ reception in every game ... became the 40th Duke player to reach 1,000 career receiving yards ... has played 1,690 snaps ... enters 2022 riding a 19-game streak with 2+ reception and is tied for 14th all-time in Duke career receptions and 17th in career receiving yards.

2021: Fourth Team All-ACC selection by *Phil Steele* ... saw action in all 12 games, making 10 starts ... tallied 56 receptions for 718 yards (12.8) and a team-best three TDs ... added two rushes for 13 yards (6.50) with one TD ... receptions and receiving yards were second-most on the team ... carded 4+ receptions in 10 games, including a season-high seven against Louisville ... recorded two 100+ yard receiving games in back-to-back outings against North Carolina and Georgia Tech ... registered a season and team long 80-yard TD reception from QB Gunnar Holmberg at North Carolina ... added additional receiving TDs against Kansas and Pittsburgh ... compiled 30+ receiving yards in 10 contests ... teamed up with WR Jake Bobo to make Duke one of three ACC schools with multiple players with 700+ receiving yards (Wake Forest and Virginia) ... the pair became the eighth duo in Duke history to achieve 700+ receiving yards in the same season and first since Jamison Crowder (1,074) and Conner Vernon (1,074) did so in 2012 ... accounted for 10 plays of 20+ yards (all receiving) and two TDs ... recorded a rushing TD against Louisville ... totaled 24 points from four TDs ... on the field for 543 snaps.

2020: Started all 11 games ... recorded 39 receptions for 349 yards (9.05) and two TDs while rushing once for minus-four yards (-4.00) ... added two punt returns for three yards (1.50), one pass attempt and one INT ... led the team in receptions and was tied for the team lead in receiving TDs ... had 10 games with 2+ receptions, including a season-high six catches against Miami ... had a season-high 62 receiving yards versus Notre Dame ... caught a season-long 34-yard pass from QB Chase Brice at Virginia ... recorded receiving TDs against Syracuse and Charlotte ... compiled 30+ receiving yards in six contests ... accounted for four plays of 20+ yards (all receiving) and one TD ... totaled 12 points from two TDs ... on the field for 478 snaps.

2019: Honorable Mention Freshman All-America selection by *Pro Football Focus* ... received the team's Clarkston Hines Award as Duke's top receiver ... started all 12 games ... recorded 46 receptions for 420 yards (9.13) and four TDs while rushing four times for two yards (0.50) ... one of two true freshmen to start in all 12 games ... led the team in receiving yards and receiving TDs ... led all ACC freshmen in pass receptions and was third among Power 5 freshman WRs in catches ... in the ACC, ranked 23rd in TD receptions ... totals ranked second in receptions, tied for third in TD receptions and sixth in receiving yards on Duke's freshman single-season charts ... had 10 games with 2+ receptions, including a season-high eight catches against North Carolina A&T ... also had season-highs of 105 receiving yards and two TD catches versus the Aggies ... finished first, fifth and sixth on freshman single-game list after two TDs, eight receptions and 105 receiving yards, respectively, against North Carolina A&T ... compiled 30+ receiving yards in six contests ... accounted for seven plays of 20+ yards (six receiving and one passing) and four TDs (three receiving and one passing) ... completed lone pass attempt for a 25-yard TD to RB Deon Jackson against Virginia Tech ... totaled 26 points from four TDs and one PAT ... on the field for 669 snaps.

PRIOR TO DUKE: Four-year letterman at Southside under coaches Julius Prince and Jeremy West ... consensus three-star prospect by *ESPN.com*, *247Sports.com* and *Rivals.com* ... selected to play in the Shrine Bowl of the Carolinas ... three-time all-region II-AAA selection ... chosen as the 2018 Class AAA Upper State Back of the Year by the *South Carolina Football Coaches Association* ... as a senior, helped Tigers to a 9-4 overall record and trip to the South Carolina High School League (SCHSL) quarterfinals, finishing 9-4 overall ... nine wins

were tied for the most in program history and Tigers reached the quarterfinals of the state playoffs for the first time ... in senior year, threw for 633 yards and five TDs while adding 583 rushing yards and six scores ... as a junior, threw for 2,226 yards and 20 TDs while rushing for 511 yards and eight scores and was named team MVP ... also played basketball and helped Southside to SCHSL Class AAA titles as a sophomore and junior.

PERSONAL: Born December 16, 2000 ... majoring in sociology while pursuing a certificate in markets and management ... son of Dameta and Lamont Calhoun ... father played football at Lees-McRae College.

STATISTICS

2019								
Opponent	Rec	Yds	Lg	TD	Rush	Yds	Lg	TD
Alabama ¹	1	2	2	0	0	0	0	0
North Carolina A&T ²	8	105	38	2	0	0	0	0
Middle Tennessee ³	6	46	14	1	0	0	0	0
Virginia Tech ⁴	3	6	8	0	0	0	0	0
Pittsburgh ⁵	5	27	13	0	0	0	0	0
Georgia Tech ⁶	4	68	42	0	0	0	0	0
Virginia ⁷	4	3	5	0	1	2	2	0
North Carolina ⁸	6	37	20	0	1	-4	-4	0
Notre Dame ⁹	3	11	6	0	0	0	0	0
Syracuse ¹⁰	2	0	4	0	0	0	0	0
Wake Forest ¹¹	1	33	33	0	2	4	3	0
Miami ¹²	3	82	49	1	0	0	0	0

2020								
Opponent	Rec	Yds	Lg	TD	Rush	Yds	Lg	TD
Notre Dame ¹³	5	62	25	0	0	0	0	0
Boston College ¹⁴	1	3	3	0	0	0	0	0
Virginia ¹⁵	2	40	34	0	0	0	0	0
Virginia Tech ¹⁶	2	15	8	0	0	0	0	0
Syracuse ¹⁷	3	38	26	1	0	0	0	0
NC State ¹⁸	4	29	12	0	0	0	0	0
Charlotte ¹⁹	4	36	14	1	0	0	0	0
North Carolina ²⁰	4	34	12	0	0	0	0	0
Georgia Tech ²¹	4	50	22	0	1	-4	0	0
Miami ²²	6	21	12	0	0	0	0	0
Florida State ²³	4	21	9	0	0	0	0	0

Opponent	KOR	Yds	Lg	TD	PR	Yds	Lg	TD
Notre Dame ¹³	0	0	0	0	0	0	0	0
Boston College ¹⁴	0	0	0	0	0	0	0	0
Virginia ¹⁵	0	0	0	0	1	3	3	0
Virginia Tech ¹⁶	0	0	0	0	1	0	0	0
Syracuse ¹⁷	0	0	0	0	0	0	0	0
NC State ¹⁸	0	0	0	0	0	0	0	0
Charlotte ¹⁹	0	0	0	0	0	0	0	0
North Carolina ²⁰	0	0	0	0	0	0	0	0
Georgia Tech ²¹	0	0	0	0	0	0	0	0
Miami ²²	0	0	0	0	0	0	0	0
Florida State ²³	0	0	0	0	0	0	0	0


2021								
Opponent	Rec	Yds	Lg	TD	Rush	Yds	Lg	TD
Charlotte ²⁴	4	25	16	0	0	0	0	0
North Carolina A&T ²⁵	5	98	35	0	0	0	0	0
Northwestern ²⁶	5	32	18	0	0	0	0	0
Kansas ²⁷	5	67	26	1	0	0	0	0
North Carolina ²⁸	6	103	80	1	0	0	0	0
Georgia Tech ²⁹	5	103	36	0	1	7	7	0
Virginia ³⁰	5	53	19	0	0	0	0	0
Wake Forest ³¹	3	50	39	0	0	0	0	0
Pittsburgh	3	78	32	1	0	0	0	0
Virginia Tech	4	21	12	0	0	0	0	0
Louisville ³²	7	55	19	0	1	6	6	1
Miami ³³	4	33	11	0	0	0	0	0

Year	G/GS	Rec	Yards	Avg.	TD	Lg
2019	12/12	46	420	9.13	4	49
2020	11/11	39	349	8.95	2	34
2021	12/10	56	718	12.82	3	80
Total	35/33	141	1,487	10.31	9	80

Year	G/GS	Rush	Yards	Avg.	TD	Lg
2019	12/12	4	2	0.50	0	3
2020	11/11	1	-4	-2.00	0	0
2021	12/10	2	13	6.50	1	7
Total	35/33	7	11	1.57	1	7

Year	G/GS	PR	Yards	Avg.	TD	Lg
2019	12/12	0	0	-	0	0
2020	11/11	2	3	1.50	0	3
2021	12/10	0	0	-	0	0
Total	35/33	2	3	1.50	0	3

Year	G/GS	Comp	Att	Pct.	Yards	TD	INT	Lg
2019	13/13	1	1	1.000	25	1	0	25
2020	11/11	0	1	0.0	0	0	1	0
2021	12/10	0	0	-	0	0	0	0
Total	35/33	1	2	.500	25	1	1	25



74 Ron Carr

OL • 6-5, 257 • R-JR.
OLON, OHIO
OLON HIGH SCHOOL

2022: Returning offensive lineman ... in eight career games, has played 77 snaps.

2021: Saw action in seven games against North Carolina A&T, Georgia Tech, Virginia, Wake Forest, Pittsburgh, Virginia Tech and Louisville ... on the field for 73 snaps.

2020: Played in one game against Charlotte ... on the field for four snaps.

2019: Did not see game action.

PRIOR TO DUKE: Two-year letterman at Solon under coach Jim McQuaide ... consensus three-star prospect by *ESPN.com*, *247Sports.com* and *Rivals.com* ... the No. 45 offensive tackle nationally according to *ESPN.com* ... Second Team Northeast Lakes All-District selection and First Team All-Greater Cleveland Conference honoree as a senior ... helped Solon to an 8-3 record and trip to the Ohio High School Athletic Association playoffs as a senior ... served as a team captain senior year.

PERSONAL: Born August 12, 2001 ... majoring in evolutionary anthropology while minoring in African & African American studies ... son of Nikia Holland.



90 DeWayne Carter

DT • 6-3, 298 • R-JR.

PICKERINGTON, OHIO

PICKERINGTON CENTRAL HIGH SCHOOL

2022: Returning starter at defensive tackle ... preseason All-ACC selection by *Phil Steele* (3rd team) and *Athlon Sports* (3rd team) ... also selected to the Allstate AFCA Good Works Team and Wuerffel Trophy Watch Lists ... in 26 career games (13 starts), has compiled 49 tackles, 10.5 TFL, 5.5 sacks, four caused fumbles, six QB pressures and three PBUs ... in addition has one pass reception for 11 yards (11.0) ... posted a career-high six tackles against Virginia Tech in 2022 ... earned a career-high 2.0 TFL and 1.5 sacks against North Carolina in 2022 ... notched a career-best two forced fumbles in a contest with Northwestern in 2022 ... has played 1,240 snaps ... served as a member of the NCAA Football Oversight Committee Student-Athlete Connection Group for the 2021-22 season ... on July 21, 22, represented Duke at the annual ACC Kickoff media event in Charlotte, N.C.

2021: Team captain ... Third Team All-ACC selection ... Academic All-ACC and CoSIDA Academic All-District honoree ... recipient of the program's Mike McGee Award, an honor presented annually to the team's top defensive lineman, and Steve Brooks Captain Award ... compiled 37 tackles, 7.5 TFL, 4.5 sacks, three PBUs, six QB hurries and four forced fumbles ... finished first in the ACC and tied for 11th in the nation in forced fumbles, while placing second on the team in both TFL and sacks ... registered 1+ tackle in 11 games, including a year-best six tackles against Virginia Tech ... credited with a season-high 2.0 TFL against North Carolina ... tallied two caused fumbles against Northwestern ... carded six games with 4.0 tackles and four games with 1.0 sacks ... selected the ACC Defensive Lineman of the Week on Sept. 20, 2021, after posting three tackles, 1.0 sack, two caused fumbles, one PBU and one QB pressure against Northwestern ... named an Arthur Ashe Jr. Sports Scholars finalist ... on the field for 801 snaps

2020: Recipient of the program's Ace Parker Award, an honor presented annually to an individual who displays unparalleled commitment to the team and overcomes adversity to contribute ... tallied in all 11 games, starting against Virginia ... totaled 12 tackles, 3.0 TFL and 1.0 sack ... tallied a season-high four tackles at Virginia ... recorded 1.0 TFL against Georgia Tech and Florida State ... caught one pass for 11 yards out of punt formation at Georgia Tech ... on the field for 411 snaps.

2019: Played in three games ... saw action against Alabama, North Carolina A&T and Virginia ... recorded lone tackle against Alabama ... on the field for 28 snaps.

PRIOR TO DUKE: Four-year letterman at Pickerington Central under coach Jay Sharrett ... consensus three-star prospect by *ESPN.com*, *247Sports.com* and *Rivals.com* ... rated as the No. 33 defensive tackle nationally according to *Rivals.com* and *247Sports.com* ... helped Pickerington Central reach the Ohio High School Athletic Association (OHSAA) Division I semifinals as a sophomore, junior and senior, winning the state title as a junior ... two-time all-conference and all-district selection ... served as a team captain as a senior ... after senior year, garnered first team all-state honors by the *Associated Press* ... guided the Tigers to an 11-3 overall record ... *USA Today* American Family Insurance All-USA Ohio Football Team selection as a senior ... *The Columbus Dispatch's* All-Metro Team Defensive Player of Year as a senior after finishing with 83 tackles, 8.0 TFL and 5.0 sacks ... Pickerington Central finished 14-1 during state title campaign as a junior and 12-2 in sophomore season ... as a junior, carded 70 tackles and 11.0 TFL ... also played baseball and was a First Team All-Central District and First Team All-Ohio Capital Conference-OHIO honoree.

PERSONAL: Born December 10, 2000 ... majoring in psychology while minoring in education ... son of Kristin and DeWayne Carter Sr. ... father was a three-year letterman (1993-94-95) in football at Ohio State University as the Buckeyes went 30-7-1, won the Big Ten championship in 1993 and appeared in a trio of bowl games ... grandfather, Raymond Carter, earned eight letters (1955-56-57-58) in football and track & field at Youngstown State University, set the school mark in the 100-yard dash at 9.7 and in the broad jump at 23 feet and was inducted into the Youngstown State Hall of Fame in 1997 ... uncle, Raymond Carter, earned three letters (1983-84-85) as a tailback at the University of Notre Dame.

STATISTICS

2019

Opponent	Solo	Ast	Total	TFL	QBS	INT	PBU	CF	FR	QBH
Alabama	0	1	1	0.0-0	0.0-0	0	0	0	0	0
North Carolina A&T	0	0	0	0.0-0	0.0-0	0	0	0	0	0
Middle Tennessee	- DNP -									
Virginia Tech	- DNP -									
Pittsburgh	- DNP -									
Georgia Tech	- DNP -									
Virginia	0	0	0	0.0-0	0.0-0	0	0	0	0	0
North Carolina	- DNP -									
Notre Dame	- DNP -									
Syracuse	- DNP -									
Wake Forest	- DNP -									
Miami	- DNP -									

2020


Opponent	Solo	Ast	Total	TFL	QBS	INT	PBU	CF	FR	QBH
Notre Dame	0	1	1	0.0-0	0.0-0	0	0	0	0	0
Boston College	0	1	1	0.5-3	0.5-3	0	0	0	0	0
Virginia ¹	0	4	4	0.0-0	0.0-0	0	0	0	0	0
Virginia Tech	0	1	1	0.5-4	0.5-4	0	0	0	0	0
Syracuse	0	0	0	0.0-0	0.0-0	0	0	0	0	0
NC State	0	0	0	0.0-0	0.0-0	0	0	0	0	0
Charlotte	0	0	0	0.0-0	0.0-0	0	0	0	0	0
North Carolina	1	0	1	0.0-0	0.0-0	0	0	0	0	0
Georgia Tech	2	1	3	1.0-5	0.0-0	0	0	0	0	0
Miami	0	0	0	0.0-0	0.0-0	0	0	0	0	0
Florida State	1	0	1	1.0-3	0.0-0	0	0	0	0	0

2021

Opponent	Solo	Ast	Total	TFL	QBS	INT	PBU	CF	FR	QBH
Charlotte ²	3	1	4	0.0-0	0.0-0	0	0	0	0	0
North Carolina A&T ³	1	3	4	0.5-0	0.0-0	0	0	0	0	2
Northwestern ⁴	2	1	3	1.0-11	1.0-11	0	1	2	0	1
Kansas ⁵	2	2	4	1.0-1	0.0-0	0	0	0	0	1
North Carolina ⁶	1	3	4	2.0-11	1.5-10	0	0	0	0	1
Georgia Tech ⁷	0	4	4	0.0-0	0.0-0	0	0	1	0	0
Virginia ⁸	1	0	1	1.0-8	1.0-8	0	1	1	0	1
Wake Forest ⁹	0	0	0	0.0-0	0.0-0	0	1	0	0	0
Pittsburgh ¹⁰	1	1	2	1.0-1	1.0-1	0	0	0	0	0
Virginia Tech ¹¹	2	4	6	1.0-3	0.0-0	0	0	0	0	0
Louisville ¹²	0	1	1	0.0-0	0.0-0	0	0	0	0	0
Miami ¹³	0	3	3	0.0-0	0.0-0	0	0	0	0	0

Year	G/GS	Solo	Ast	Total	TFL	QBS	INT	PBU	CF	FR	QBH
2019	3/0	0	1	1	0.0-0	0.0-0	0	0	0	0	0
2020	11/1	4	8	12	3.0-15	1.0-7	0	0	0	0	0
2021	12/12	13	23	36	7.5-35	4.5-30	0	3	4	0	6
Total	26/13	17	32	49	10.5-50	5.5-37	0	3	4	0	6

Year	G/GS	Rec	Yards	Avg.	TD	Lg
2019	3/0	0	0	0	0	0
2020	11/1	1	11	11.00	0	11
2021	12/12	0	0	-	0	0
Total	26/13	1	11	11.00	0	11



22 Jaylen Coleman

RB • 6-1, 205 • R-JR.

MATTHEWS, N.C.

PORTER RIDGE HIGH SCHOOL

2022: Returning running back ... in 21 career games, has rushed 26 times for 56 yards (2.15) ... recorded career highs of five carries and 34 yards against North Carolina A&T in 2019 ... has played 140 snaps.

2021: Played in 10 games, missing action against Charlotte and North Carolina ... recorded 11 carries for 14 yards (1.27) ... rushed twice for a season-high five yards at Wake Forest ... on the field for 62 snaps.

2020: Played in two games against Charlotte and Florida State ... returned to action after recovering from a ruptured left Achilles tendon suffered during spring practice, underwent surgery on March 2, 2020 ... on the field for two snaps.

2019: Played in nine games ... did not see action against Alabama, Virginia Tech and Notre Dame ... rushed 15 times for 42 yards (2.80) ... recorded season highs of five carries and 34 yards against North Carolina A&T ... had a season-long rush of 23 yards against the Aggies ... on the field for 76 snaps.

PRIOR TO DUKE: Three-year letterman at Porter Ridge under coach Michael Hertz ... consensus three-star prospect by *ESPN.com*, *247Sports.com* and *Rivals.com* ... the No. 76 running back in the country according to *247Sports.com* and No. 93 by *ESPN.com* ... received the 2018 Charlotte Touchdown Club High School Leadership Award presented by the Carolina Panthers ... received four Union County Player of the Week awards during career ... following senior year, received Southwestern 4A Conference Offensive Player of the Year and All-Charlotte Observer first team honors ... USA Today American Family Insurance All-USA North Carolina Football Team second team selection as a senior ... Charlotte Media Group's 2018 Offensive Player of the Year after totaling 211 carries for 1,953 yards and 22 TDs ... rushed for 100+ yards in nine games as a senior ... guided Pirates to a 10-5 overall record and trip to the semifinals of the North Carolina High School Athletic Association (NCHSAA) 4A state playoffs as a senior ... in first game of senior year, carried 20 times for 349 yards and four TDs to help Porter Ridge to a 56-35 win over Cuthbertson High ... in opening round playoff game versus Central Cabarrus, rushed 15 times for 241 yards and three TDs ... as a junior, totaled 179 carries for 1,287 yards and 15 TDs and received Southwestern 4A All-Conference Honors ... also lettered in track & field, receiving all-conference honors in the 100 meters as a sophomore and junior ... as a junior, won the 100-meter dash at the NCHSAA 4A state championship (10.83) ... following senior year, named one of the five national finalists for the Franklin D. Watkins Memorial Award, an honor presented to the nation's top African-American high school scholar-athlete, joining former Duke lettermen Zavier Carmichael, Rakavius Chambers, Matt Daniels, Mataeo Durant, Brandon Hill, Vince Oghobaase and Deion Williams, along with current team members Jordan Moore, Michael Reese, and Wesley Williams as finalists for the award.

PERSONAL: Born January 23, 2001 ... majoring in biomedical engineering ... son of Karena and Corey Coleman ... uncle, Kenneth Stone Jr., earned two letters (1999-2000) as a running back at N.C. State University ... uncle, Montrey Coleman, lettered four seasons (1999-2000-01-02) in baseball as a pitcher and outfielder at Florida A&M University ... in July, 2022, joined 48 other ACC student-athletes and administrators in an immersive trip to one of the centers of the civil rights movement -- Selma and Montgomery, Alabama.

STATISTICS

2019	Opponent	Rush	Yds	Lg	TD	Rec	Yds	Lg	TD
	Alabama		- DNP -						
	North Carolina A&T	5	34	23	0	0	0	0	0
	Middle Tennessee	1	-6	-6	0	0	0	0	0
	Virginia Tech		- DNP -						
	Pittsburgh	0	0	0	0	0	0	0	0
	Georgia Tech	4	8	5	0	0	0	0	0
	Virginia	3	1	2	0	0	0	0	0
	North Carolina	0	0	0	0	0	0	0	0
	Notre Dame		- DNP -						
	Syracuse	2	5	3	0	0	0	0	0
	Wake Forest	0	0	0	0	0	0	0	0
	Miami	0	0	0	0	0	0	0	0

2020	Opponent	Rush	Yds	Lg	TD	Rec	Yds	Lg	TD
	Notre Dame		- DNP -						
	Boston College		- DNP -						
	Virginia		- DNP -						
	Virginia Tech		- DNP -						
	Syracuse		- DNP -						
	NC State		- DNP -						
	Charlotte	0	0	0	0	0	0	0	0
	North Carolina		- DNP -						
	Georgia Tech		- DNP -						
	Miami		- DNP -						
	Florida State	0	0	0	0	0	0	0	0

2021	Opponent	Rush	Yds	Lg	TD	Rec	Yds	Lg	TD
	Charlotte		- DNP -						
	North Carolina A&T	3	3	4	0	0	0	0	0
	Northwestern	0	0	0	0	0	0	0	0
	Kansas	1	2	2	0	0	0	0	0
	North Carolina		- DNP -						
	Georgia Tech	2	3	2	0	0	0	0	0
	Virginia	1	2	2	0	0	0	0	0
	Wake Forest	2	5	5	0	0	0	0	0
	Pittsburgh	0	0	0	0	0	0	0	0
	Virginia Tech	0	0	0	0	0	0	0	0
	Louisville	1	-1	-1	0	0	0	0	0
	Miami	1	0	0	0	0	0	0	0

Year	G/GS	Rush	Yards	Avg.	TD	Lg
2019	9/0	15	42	2.80	0	23
2020	2/0	0	0	-	0	0
2021	10/0	11	14	1.27	0	5
Total	21/0	26	56	2.15	0	23



73 Curtis Cooper

LS • 6-2, 200 • SO.

HUNTSVILLE, ALA.

RANDOLPH SCHOOL

2022: Returning long snapper.

2021: Did not see game action.

PRIOR TO DUKE: Three-year letterwinner at Randolph School under head coach David Lloyd ... helped Randolph to a record of 22-11, including three appearances in the state playoffs ... lettered four seasons in soccer and three years in basketball.

PERSONAL: Born October 20, 2002 ... son of Mark and Leslie Cooper ... grandfather, Tommy Limbaugh, played baseball at the University of Alabama (1966-67) before coaching college football at Texas Tech University, the University of Mississippi, Duke University (1983-84-85-86), the University of Alabama and the University of Kentucky ... brother, Crossan, swam at Davidson College (2017-18-19-20).



91 Ahmad Craig

DE • 6-5, 245 • R-JR.
BUFORD, GA.
BUFORD HIGH SCHOOL

2022: Returning defensive end ... in 10 career games, has five tackles, 1.0 TFL and one caused fumble ... has played 106 snaps.

2021: Played in nine games, missing the North Carolina, Georgia Tech and Virginia Tech contests ... registered five tackles, 1.0 TFL and one forced fumble ... recorded tackles against Charlotte, North Carolina A&T, Virginia, Wake Forest and Louisville ... tallied TFL and caused fumble against Charlotte ... on the field for 100 snaps.

2020: Played in one game against North Carolina ... on the field for six snaps.

2019: Did not see game action.


PRIOR TO DUKE: Three-year letterman at Buford under coach John Ford ... consensus three-star prospect by *ESPN.com*, *247Sports.com* and *Rivals.com* ... the No. 55 strongside defensive end in the country according to *247Sports.com* ... helped the Wolves to a 10-3 overall record as a senior and trip to the Georgia High School Association (GHSA) AAAAA quarterfinals ... guided Buford to a 5-0 record in Region 8-AAAAA action during final campaign ... earned honorable mention all-region 8-AAAAA accolades as a senior ... during junior year, member of the Wolves' 11-2 season that resulted in a GHSA AAAAA state semifinals appearance ... as a sophomore, helped Buford to a 13-2 season, advancing to the GHSA AAAAA championship game.

PERSONAL: Born November 16, 2000 ... majoring in African & African American studies ... son of Nedrea Townes and Anthony Craig ... cousin, Tim Wansley, earned four letters (1998-99-2000-01) as a defensive back at the University of Georgia and earned a pair of All-SEC citations, was a seventh round NFL Draft selection of the Tampa Bay Buccaneers in 2002, played with Tampa Bay in 2002 and 2003 and won Super Bowl XXXVII with the Buccaneers following a 48-21 victory over the Oakland Raiders on January 26, 2003.

STATISTICS

2021										
Opponent	Solo	Ast	Total	TFL	QBS	INT	PBU	CF	FR	QBH
Charlotte	1	0	1	1.0-5	0.0-0	0	0	1	0	0
North Carolina A&T	0	1	1	0.0-0	0.0-0	0	0	0	0	0
Northwestern	0	0	0	0.0-0	0.0-0	0	0	0	0	0
Kansas	0	0	0	0.0-0	0.0-0	0	0	0	0	0
North Carolina	- DNP -									
Georgia Tech	- DNP -									
Virginia	1	0	1	0.0-0	0.0-0	0	0	0	0	0
Wake Forest	0	1	1	0.0-0	0.0-0	0	0	0	0	0
Pittsburgh	0	0	0	0.0-0	0.0-0	0	0	0	0	0
Virginia Tech	- DNP -									
Louisville	0	1	1	0.0-0	0.0-0	0	0	0	0	0
Miami	0	0	0	0.0-0	0.0-0	0	0	0	0	0

Year	G/GS	Solo	Ast	Total	TFL	QBS	INT	PBU	CF	FR	QBH
2019	0/0	0	0	0	0.0-0	0.0-0	0	0	0	0	0
2020	1/0	0	0	0	0.0-0	0.0-0	0	0	0	0	0
2021	9/0	2	3	5	1.0-5	0.0-0	0	0	1	0	0
Total	10/0	2	3	5	1.0-5	0.0-0	0	0	1	0	0




72 Matt Craycraft

OL • 6-3, 277 • FR.
DALLAS, TEXAS
JESUIT DALLAS PREP

2022: Incoming offensive lineman.

PRIOR TO DUKE: Lettered three years at Jesuit Dallas under coach Brandon Hickman ... three-star prospect by *ESPN.com*, *Rivals.com* and *247Sports.com* ... charted as the No. 39 offensive guard in the nation by *ESPN.com* ... helped Jesuit Dallas compile a 26-11 overall record, including three state playoff appearances ... named a two-time first team all-district recipient ... also lettered one season in hockey, helping Jesuit to a 2019-20 state championship.

PERSONAL: Born October 28, 2003 ... son of Bob and Christy Craycraft ... father lettered in football at Vanderbilt University (1988-89-90-91) and captained the 1991 team, while earning SEC All-Freshman team honors in 1988.



81 Nicky Dalmolin

TE • 6-4, 239 • JR.
CUMMING, GA.
NORTH FORSYTH HIGH SCHOOL

2022: Returning tight end ... in 21 career games (one start), has registered 18 receptions for 163 yards (9.06) ... recorded a career-best three receptions against Virginia and Virginia Tech in 2021 ... tallied a career-high 30 receiving yards versus North Carolina A&T in 2021 ... scored lone TD against Georgia Tech in 2021 ... has played 508 snaps.

2021: Saw action in all 12 games, making one start against Virginia Tech ... compiled 15 receptions for 121 yards (8.07) with one TD ... recorded 2+ receptions in five games, including a season-high three against Virginia and Virginia Tech ... accumulated a season-high 30 receiving yards in a contest with North Carolina A&T ... scored lone TD against Georgia Tech ... on the field for 401 snaps.

2020: Played in the final nine games of season ... totaled three receptions for 42 yards (14.0) ... made first career reception for a 13-yard gain against Miami ... recorded two catches for 29 yards, including a season-long 17-yard reception, at Florida State ... on the field for 107 snaps.

PRIOR TO DUKE: Lettered four years at North Forsyth under coach Robert Craft ... consensus three-star prospect by *ESPN.com*, *247Sports.com* and *Rivals.com* ... ranked by *ESPN.com* as the No. 60 overall prospect and No. 10 wide receiver in the state of Georgia ... compiled 2,087 career receiving yards on 171 receptions with 19 TDs ... helped North Forsyth to two state playoff appearances ... set school single-game records for receptions (13), receiving yards (237) and receiving TDs (4), while graduating as North Forsyth's program leader in career catches ... also competed two years in track and field, with 4x100 meter relay team breaking the school record in 2019.

PERSONAL: Born November 27, 2001 ... majoring in psychology while minoring in cinematic arts ... son of Rich and Maria Dalmolin.

STATISTICS

2020	Opponent	Rec	Yds	Lg	TD	Rush	Yds	Lg	TD
	Notre Dame		- DNP -						
	Boston College		- DNP -						
	Virginia	0	0	0	0	0	0	0	0
	Virginia Tech	0	0	0	0	0	0	0	0
	Syracuse	0	0	0	0	0	0	0	0
	NC State	0	0	0	0	0	0	0	0
	Charlotte	0	0	0	0	0	0	0	0
	North Carolina	0	0	0	0	0	0	0	0
	Georgia Tech	0	0	0	0	0	0	0	0
	Miami	1	13	13	0	0	0	0	0
	Florida State	2	29	17	0	0	0	0	0

2021

Opponent	Rec	Yds	Lg	TD	Rush	Yds	Lg	TD
Charlotte	0	0	0	0	0	0	0	0
North Carolina A&T	2	30	28	0	0	0	0	0
Northwestern	1	3	3	0	0	0	0	0
Kansas	2	12	6	0	0	0	0	0
North Carolina	0	0	0	0	0	0	0	0
Georgia Tech	1	7	7	1	0	0	0	0
Virginia	3	24	10	0	0	0	0	0
Wake Forest	0	0	0	0	0	0	0	0
Pittsburgh	3	22	12	0	0	0	0	0
Virginia Tech ¹	1	9	9	0	0	0	0	0
Louisville	2	14	11	0	0	0	0	0
Miami	0	0	0	0	0	0	0	0

Year	G/GS	Rec	Yards	Avg.	TD	Lg
2020	9/0	3	42	14.00	0	17
2021	12/1	15	121	8.07	1	28
Total	21/1	18	163	9.06	1	17



13 Tony Davis

DB • 6-2, 195 • R-JR.

GASTONIA, N.C.

HUNTER HUSS HIGH SCHOOL

2022: Returning defensive back ... in nine career games, has three tackles ... has played 73 snaps.


2021: Played in four games against Virginia, Wake Forest, Virginia Tech and Louisville ... recorded one tackle at Wake Forest ... on the field for 48 snaps.

2020: Played in three games against Virginia, Charlotte and North Carolina ... totaled one tackle against North Carolina ... on the field for 13 snaps.

2019: Played in two games against North Carolina and Syracuse ... recorded one tackle against Syracuse ... on the field for 12 snaps.

PRIOR TO DUKE: Four-year letterman at Hunter Huss under coach Jamar McKoy ... consensus four-star prospect by *ESPN.com*, *247Sports.com* and *Rivals.com* ... ranked as the No. 282 overall prospect in the country according to *Rivals.com* ... the No. 18 cornerback nationally according to *Rivals.com* ... selected to play in the Shrine Bowl of the Carolinas ... four-time All-Big South 3A selection ... three-time All-Gaston Gazette selection ... honorable mention All-Charlotte Observer pick as a senior ... USA Today American Family Insurance ALL-USA North Carolina Football Team first team selection as a senior ... helped Hunter Huss to a 13-1 record as a senior and 7-0 Big South 3A mark as the Huskies advanced to the quarterfinals of the North Carolina High School Athletic Association (NCHSAA) playoffs before falling to Charlotte Catholic ... during senior year, recorded 45 tackles, four PBUs and two caused fumbles and added 24 receptions for 696 yards and six TDs ... helped Huss to an 8-5 record and second round appearance in the NCHSAA playoffs as a junior ... recorded four INTs as a junior ... rushed for 266 yards and passed for 376 yards at quarterback in his first two seasons before adding defensive responsibilities.

PERSONAL: Born August 1, 2000 ... majoring in sociology while minoring in history and pursuing a certificate in markets and management ... son of Vanessa and Terrence Williamson.



45 Evan Deckers

LS • 6-4, 244 • GR.

AVON, CONN.

AVON OLD FARMS HIGH SCHOOL (MASSACHUSETTS)

2022: Preseason All-ACC selection by *Phil Steele* (4th team) ... also selected to the Patrick Mannelly Award Watch List ... graduate transfer from the University of Massachusetts ... played four seasons with the Minutemen (2018-19-20-21) and served as the primary long snapper ... played in 40 career games (all starts) at Massachusetts.

PRIOR TO DUKE: Four-year member of the football program at Massachusetts in 2018-19-20-21 ... in 40 career games, served as the team's primary long snapper ... helped the Minutemen kickers convert 27-of-36 FGs and 102-of-106 PATs during tenure ... also assisted the punting unit on 226 punts for 9,290 yards (41.1), including 57 punts downed inside the 20 ... lettered three seasons at Avon Old Farms ... also lettered four seasons in golf and one season in basketball, hockey and squash.

PERSONAL: Born February 23, 1999 ... graduated from Massachusetts in December, 2021 with a degree in kinesiology ... currently pursuing a master's in management studies from Duke's Fuqua School of Business ... son of Peter and Tina Deckers.



2 Luca Diamont

WR • 6-2, 189 • R-SO.

VENICE, CALIF.

VENICE HIGH SCHOOL

2022: Transitioned from quarterback to wide receiver during the spring ... in three career games, has completed seven-of-11 passes (.636) for 59 yards with one INT and rushed 16 times for 108 yards (6.75) ... has played 43 snaps.

2021: Played in two games against North Carolina A&T and Pittsburgh ... finished two-of-three passing (.667) for 21 yards ... added 48 yards rushing on four attempts (12.00) ... posted a season-long 38-yard rush against Pittsburgh ... on the field for 11 snaps.

2020: Played in one game against Florida State ... completed five-of-eight passes (.625) for 38 yards with one INT and rushed 12 times for 60 yards (5.00) ... connected with TE Nicky Dalmolin on a season-long 17-yard pass and rushed for a season-long 23-yard gain against the Seminoles ... on the field for 32 snaps ... enrolled at Duke in January, 2020.


PRIOR TO DUKE: Lettered four years at Venice under coach Angelo Gasca ... four-star prospect by *ESPN.com* and a three-star prospect by *Rivals.com* and *247Sports.com* ... charted as the No. 18 and No. 13 dual threat quarterback in the nation by *ESPN.com* and *247Sports.com*, respectively ... as a senior, threw for 2,161 yards and 23 TDs, while rushing for 1,520 yards and 24 TDs ... finished career with 6,787 passing yards and 70 TDs, while rushing for 2,564 yards and 33 TDs ... three-time All-America selection by *Tom Lemming* ... two-time Western League Offensive Player of the Year and all-city honoree ... selected to the Offense-Defense All-American Bowl.

PERSONAL: Born December 10, 2000 ... majoring in public policy while minoring in economics ... son of Don Diamont and Cindy Ambuehl.

STATISTICS

Year	G/GS	Comp	Att	Pct.	Yards	TD	INT	Lg
2020	1/0	5	8	.625	38	0	1	17
2021	2/0	2	3	.667	21	0	0	17
Total	3/0	7	11	.636	59	0	1	17

Year	G/GS	Rush	Yards	Avg.	TD	Lg
2020	1/0	12	60	5.00	0	23
2021	2/0	4	48	12.00	0	38
Total	3/0	16	108	6.75	0	38

**35****Cam Dillon****LB • 6-2, 229 • GR.****FINDLAY, OHIO****FINDLAY HIGH SCHOOL (COLUMBIA)**

2022: Graduate transfer from Columbia University ... 2021 Second Team All-Ivy League selection ... in 23 career games (12 starts), registered 81 tackles, 15.5 TFL, 9.5 sacks, one INT, two forced fumbles and one safety ... departed Columbia ranked 15th in career sacks ... in 2021, set the Lions' single-season record for sack yards (68) and ranked fourth for most sacks in a season (8.5).

PRIOR TO DUKE: Four-year member and three-year lettermen of the football program at Columbia University in 2018-19-20-21 (2020 season was canceled due to COVID-19) ... 2021 Second Team All-Ivy League selection ... in 23 career games (12 starts), registered 81 tackles, 15.5 TFL, 9.5 sacks, one INT, two forced fumbles and one safety ... ranked 15th in career sacks at Columbia ... in 2021, set the Lions' record for most single-season sack yards (68) and ranked fourth for most sacks in a season (8.5) ... named Stats Perform National and Ivy League Defensive Player of the Week on Oct. 11, 2021 following a season-best eight tackles, a school-record 5.5 sacks, two forced fumbles, and one safety at Central Connecticut State in 2021 ... finished 2021 with a team-best 13.0 TFL, 8.5 sacks and two forced fumbles ... registered a career-best 10 tackles against Georgetown and Saint Francis (Pa.) in 2019 ... carded one INT against Marist in 2021 ... selected the team's Defensive Most Valuable Player ... lettered three years at Findlay under coach Mark Ritzler ... named a team captain and earned team leadership award as a senior ... two-time Ohio Prep Sports Writers Association all-state selection ... two-time All-Ohio, First Team All-Northwest District and First Team All-Three Rivers Athletic Conference honoree ... tabbed an Academic All-Ohio selection as a senior and earned Academic all-league nods on three occasions ... totaled 79 tackles, 11 TFL, 6.5 sacks and one blocked punt as a senior ... in addition, added 630 receiving yards with four TDs and 331 rushing yards with five TDs ... over last two seasons, led the Trojans to a 11-10-2 combined record ... following final year, selected to play in 73rd annual Ohio North-South All-Star Game at Paul Brown Tiger Stadium in Massillon, Ohio ... also lettered four years in baseball ... three-time All-TRAC selection ... earned first team honors as a junior infielder and honorable mention nods as a sophomore ... two-time team captain.

PERSONAL: Born July 27, 1999 ... graduated from Columbia in May 2022, with a degree in mechanical engineering ... currently pursuing a master's in management studies from Duke's Fuqua School of Business ... son of Michael and Lynn Dillon ... mother swam at St. Michael's College (1985-86-87-88-89) ... uncle, Pat Dillon, played football at Western Michigan University (1984-85-86) ... great uncle, Jim Dillon, played football at the University of California (1952-53).

**15****Placide Djungu-Sungu****DB • 6-1, 186 • SO.****ARLINGTON, TEXAS****JAMES MARTIN HIGH SCHOOL**

2022: Returning defensive back ... in two career games, has three tackles ... has played 21 career snaps.

2021: Played in two games against Louisville and Miami ... recorded three tackles against Louisville ... on the field for 21 snaps.

PRIOR TO DUKE: Lettered three years at James Martin under coach Bob Wager ... tabbed a three-star prospect by *ESPN.com*, *247Sports.com* and *Rivals.com* ... ranked as the No. 65 safety in the nation by *ESPN.com* ... totaled 83 tackles, two INTs and six PBUs as a junior ... named first team all-district after helping James Martin to an 11-2 record and state playoff berth ... recorded 31 total tackles and nine PBUs as a sophomore ... also lettered four years in track, competing at the regional level each season.

PERSONAL: Born December 18, 2002 ... son of Dorothy Kabole Nishmba ... sister, Malaika, was a member of the Oberlin track and field program (2018-19-20-21-22).

**56****Casey Donahue****LS • 6-4, 215 • SO.****TRAVERSE CITY, MICH.****TRAVERSE CITY SAINT FRANCIS HIGH SCHOOL**

2022: Returning long snapper.

2021: Did not see game action.

PRIOR TO DUKE: Lettered two years at Traverse City Saint Francis under coach Josh Sellers ... team captain during senior season ... earned *Associated Press* and *Detroit Free Press* first team all-state recognition as a senior ... named to the *Record Eagle* Dream Team ... helped Traverse City Saint Francis to a state championship game appearance and a 9-3 overall record during senior season ... also lettered three seasons in basketball.

PERSONAL: Born October 5, 2002 ... son of Greg and Danielle Donahue.



82 Cole Finney

TE • 6-7, 261 • R-SO.
HINGHAM, MASS.
HINGHAM HIGH SCHOOL

2022: Returning tight end ... in 15 career games, has registered five receptions for 101 yards (20.20) ... earned a career-best 39 receiving yards against Kansas in 2021 ... has played 325 snaps.

2021: Saw action in all 12 games ... compiled five receptions for 101 yards (20.20) ... posted one reception in contests with Charlotte, Northwestern, Kansas, Louisville and Miami ... notched a season-high 39 receiving yards against Kansas ... on the field for 311 snaps.

2020: Played in three games ... saw action against North Carolina, Georgia Tech and Miami ... on the field for 14 snaps.

PRIOR TO DUKE: Lettered three years at Hingham under coaches Chris Arouca, Jim Connor and Mark Nutley ... three-star prospect by *ESPN.com* and *247Sports.com* ... ranked by *ESPN.com* as the No. 33 tight end in the nation ... registered 50 career receptions with 11 TDs ... helped Hingham to two South Sectional Final appearances ... as a senior, was named team captain, Patriot League All-Star, and a Patriot League and *Boston Herald* All-Scholastic Team member ... also lettered in lacrosse and helped Hingham to the state championship in 2017.

PERSONAL: Born December 8, 2001 ... majoring in public policy and pursuing a certificate in markets and management ... son of Peter and Sonja Finney.

STATISTICS

2021								
Opponent	Rec	Yds	Lg	TD	Rush	Yds	Lg	TD
Charlotte	1	20	20	0	0	0	0	0
North Carolina A&T	0	0	0	0	0	0	0	0
Northwestern	1	36	36	0	0	0	0	0
Kansas	1	39	39	0	0	0	0	0
North Carolina	0	0	0	0	0	0	0	0
Georgia Tech	0	0	0	0	0	0	0	0
Virginia	0	0	0	0	0	0	0	0
Wake Forest	0	0	0	0	0	0	0	0
Pittsburgh	0	0	0	0	0	0	0	0
Virginia Tech	0	0	0	0	0	0	0	0
Louisville	1	3	3	0	0	0	0	0
Miami	1	3	3	0	0	0	0	0

Year	G/GS	Rec	Yards	Avg.	TD	Lg
2020	3/0	0	0	-	0	0
2021	12/0	5	101	20.20	0	39
Total	15/0	5	101	20.20	0	39



11 Isaiah Fisher-Smith

DB • 5-11, 207 • JR.
GREENSBORO, N.C.
PAGE HIGH SCHOOL

2022: Returning defensive back ... in 21 career games (one start), has registered 17 tackles, one PBU and three blocked punts ... earned blocked punts against N.C. State (2020), Charlotte (2020) and Louisville (2021) ... has played 358 snaps.

2021: Played in all 12 games, including one start against Louisville ... recorded 15 tackles and one PBU... tallied three tackles against North Carolina A&T and Kansas ... also added a PBU against the Aggies ... blocked one punt against Louisville ... on the field for 262 snaps.

2020: Saw action in nine games, mostly on special teams ... compiled two tackles ... blocked one punt against both N.C. State and Charlotte ... tabbed the ACC Specialist of the Week on Oct. 30 following Duke's win over Charlotte ... helped Duke's punt return coverage unit limit opponents to just 12 punt return yards on 16 attempts (0.75) ... on the field for 96 snaps.

PRIOR TO DUKE: Lettered two years at Page under coach Jared Rolfes ... consensus three-star prospect by *ESPN.com*, *247Sports.com* and *Rivals.com* ... listed by *247Sports.com* as the No. 71 safety in the nation ... in career, compiled 160 tackles, six blocked punts, two INT, five forced fumbles and four sacks ... all-area and all-conference selection ... helped Page to two state playoff appearances ... also lettered in track and field.

PERSONAL: Born May 20, 2002 ... majoring in public policy and pursuing a certificate in markets and management ... son of the late Jewel Smith.

STATISTICS

2020										
Opponent	Solo	Ast	Total	TFL	QBS	INT	PBU	CF	FR	QBH
Notre Dame	- DNP -									
Boston College	0	0	0	0.0-0	0.0-0	0	0	0	0	0
Virginia	0	0	0	0.0-0	0.0-0	0	0	0	0	0
Virginia Tech	- DNP -									
Syracuse	0	0	0	0.0-0	0.0-0	0	0	0	0	0
NC State	0	1	1	0.0-0	0.0-0	0	0	0	0	0
Charlotte	0	1	1	0.0-0	0.0-0	0	0	0	0	0
North Carolina	0	0	0	0.0-0	0.0-0	0	0	0	0	0
Georgia Tech	0	0	0	0.0-0	0.0-0	0	0	0	0	0
Miami	0	0	0	0.0-0	0.0-0	0	0	0	0	0
Florida State	0	0	0	0.0-0	0.0-0	0	0	0	0	0

2021										
Opponent	Solo	Ast	Total	TFL	QBS	INT	PBU	CF	FR	QBH
Charlotte	0	0	0	0.0-0	0.0-0	0	0	0	0	0
North Carolina A&T	1	2	3	0.0-0	0.0-0	0	1	0	0	0
Northwestern	0	1	1	0.0-0	0.0-0	0	0	0	0	0
Kansas	1	2	3	0.0-0	0.0-0	0	0	0	0	0
North Carolina	0	0	0	0.0-0	0.0-0	0	0	0	0	0
Georgia Tech	1	0	1	0.0-0	0.0-0	0	0	0	0	0
Virginia	1	0	1	0.0-0	0.0-0	0	0	0	0	0
Wake Forest	1	0	1	0.0-0	0.0-0	0	0	0	0	0
Pittsburgh	0	0	0	0.0-0	0.0-0	0	0	0	0	0
Virginia Tech	1	1	2	0.0-0	0.0-0	0	0	0	0	0
Louisville ¹	1	0	1	0.0-0	0.0-0	0	0	0	0	0
Miami	1	1	2	0.0-0	0.0-0	0	0	0	0	0

Year	G/GS	Solo	Ast	Total	TFL	QBS	INT	PBU	CF	FR	QBH
2020	9/0	0	2	2	0.0-0	0.0-0	0	0	0	0	0
2021	12/1	8	7	15	0.0-0	0.0-0	0	1	0	0	0
Total	21/1	8	9	17	0.0-0	0.0-0	0	1	0	0	0

NOTE: Blocked one punt against N.C. State (10/17/2020), Charlotte (10/31/2020) and Louisville (11/18/2021)



64 Brian Foley

OL • 6-4, 307 • GR.

CLARENDON HILLS, ILL.

HINSDALE CENTRAL HIGH SCHOOL (HOLY CROSS)

2022: Returning offensive lineman ... in two games at Duke, played 33 snaps ... transferred from the College of Holy Cross prior to 2021 ... played four seasons with the Crusaders (2017-18-19-20) ... played in 36 games (26 starts) at Holy Cross.

2021: Played in two games against North Carolina A&T and Pittsburgh ... on the field for 33 snaps.

PRIOR TO DUKE: Four-year member of the football program at Holy Cross in 2017-18-19-20 ... Second Team All-America selection by the *American Football Coaches Association FCS Coaches'* and *Stats Perform FCS* in spring of 2021 ... three-time First Team All-Patriot League honoree and 2020-21 team captain ... added All-ECAC Second Team honors in 2019 and was a *Hero Sports* Honorable Mention Sophomore All-American in 2018 ... recipient of the Davitt Award as the team's top offensive lineman in 2018 and 2019 ... played in 36 career games (26 starts) as a Crusader ... attended Hinsdale Central and was coached by Dan Hartman ... named all-area and all-conference following senior season ... helped lead Hinsdale to the 2016 West Suburban Conference championship ... selected as one of the top interior linemen in Illinois by *Deep Dish Football* ... also lettered in wrestling.

PERSONAL: Born March 8, 1999 ... graduated from Holy Cross in May 2021, with a degree in political science ... graduated from Duke's Fuqua School of Business with a master's degree in management studies in May 2022 ... enrolled in Duke's continuing studies program ... son of Brendan and Laura Foley ... brother, Patrick, played football at Denison University (2011-12-13-14).



55 Ja'Mion Franklin

DT • 6-2, 311 • R-SR.

RIDGELY, MD.

NORTH CAROLINE HIGH SCHOOL (NOTRE DAME)

2022: Returning defensive tackle... in 24 career games, has registered 18 tackles, 1.5 TFL and one fumble recovery ... credited with a career-high three tackles against North Carolina A&T and Georgia Tech in 2021 ... has played 246 snaps while at Duke ... enrolled at Duke in January, 2020, following transfer from the University of Notre Dame.

2021: Saw action in all 12 games ... compiled 14 tackles, 1.5 TFL and one fumble recovery ... registered 2+ tackles in four contests against North Carolina A&T, Northwestern, Georgia Tech and Miami ... carded 1.0 TFL against Northwestern ... earned fumble recovery against Pittsburgh ... on the field for 246 snaps.

PRIOR TO DUKE: Three-year member of the football program at Notre Dame in 2018-19-20 ... in 12 career games with the Fighting Irish, registered four tackles ... attended North Carolina and was coached by James McCormick ... charted as a three-star prospect by *ESPN.com*, *Rivals.com* and *247Sports.com* ... was the No. 34 and No. 42 defensive tackle in the nation by *Rivals.com* and *247Sports.com*, respectively, while being listed as the No. 11, No. 12, and No. 14 prospect from the state of Maryland by *Rivals.com*, *247Sports.com* and *ESPN.com* ... as a senior, registered 45 tackles, 12.0 TFL, 4.0 sacks, four forced fumbles, three PBUs and one blocked punt .. named the Bayside Conference Defensive Player of the Year and to the First Team All-Bayside Conference team in 2017 ... selected to participate in Nike's 2017 "The Opening" in Beaverton, Oregon.

PERSONAL: Born November 13, 1999 ... majoring in visual studies and pursuing a certificate in policy journalism and media studies ... son of James and Latoya Franklin.

STATISTICS

2021	Opponent	Solo	Ast	Total	TFL	QBS	INT	PBU	CF	FR	QBH
	Charlotte	0	0	0	0.0-0	0.0-0	0	0	0	0	0
	North Carolina A&T	0	3	3	0.5-1	0.0-0	0	0	0	0	0
	Northwestern	1	1	2	1.0-1	0.0-0	0	0	0	0	0
	Kansas	0	0	0	0.0-0	0.0-0	0	0	0	0	0
	North Carolina	0	1	1	0.0-0	0.0-0	0	0	0	0	0
	Georgia Tech	2	1	3	0.0-0	0.0-0	0	0	0	0	0
	Virginia	0	1	1	0.0-0	0.0-0	0	0	0	0	0
	Wake Forest	1	0	1	0.0-0	0.0-0	0	0	0	0	0
	Pittsburgh	0	0	0	0.0-0	0.0-0	0	0	0	1	0
	Virginia Tech	0	1	1	0.0-0	0.0-0	0	0	0	0	0
	Louisville	0	0	0	0.0-0	0.0-0	0	0	0	0	0
	Miami	0	2	2	0.0-0	0.0-0	0	0	0	0	0

Year	G/GS	Solo	Ast	Total	TFL	QBS	INT	PBU	CF	FR	QBH
2018	1/0	0	0	0	0.0-0	0.0-0	0	0	0	0	0
2019	9/0	4	0	4	0.0-0	0.0-0	0	0	0	0	0
2020	2/0	0	0	0	0.0-0	0.0-0	0	0	0	0	0
2021	12/0	4	10	14	1.5-2	0.0-0	0	0	0	1	0
Total	24/0	8	10	18	1.5-2	0.0-0	0	0	0	1	0

NOTE: Played the 2018, 2019 and 2020 seasons at Notre Dame



48 Tre Freeman

LB • 6-0, 234 • SO.

DURHAM, N.C.

NORTHERN HIGH SCHOOL

2022: Returning linebacker ... in four career games, recorded one tackle ... has played 25 snaps.

2021: Played in four games against Charlotte, Kansas, Pittsburgh and Virginia Tech ... recorded one tackle against the Hokies ... on the field for 25 snaps, primarily on special teams ... enrolled at Duke in January, 2021.

PRIOR TO DUKE: Lettered four seasons at Northern under head coach John Hammett ... labeled a three-star prospect by *ESPN.com*, *247Sports.com* and *Rivals.com* ... helped Northern to a 28-8 record and three state playoff berths ... three-time all-conference selection ... also lettered in basketball and track.

PERSONAL: Born November 1, 2002 ... son of Anthony and Tomika Freeman ... father lettered in football at East Carolina University (1991-92).



86 Eric Gallman II

WR • 5-9, 184 • GR.

CHARLOTTE, N.C.

MOUNTAIN ISLAND CHARTER HIGH SCHOOL (CORNELL)

2022: Graduate transfer from Cornell University ... in 28 career games (28 start) with the Big Red, registered 74 receptions for 695 yards (9.39) with two TDs ... added one rush for three yards, 17 punt returns for 72 yards (4.24) and nine kickoff returns for 190 yards (21.11) ... had a career-best nine receptions and 98 yards against Dartmouth in 2019 ... recorded 97 receiving yards in nine receptions against Yale in 2017 to set Cornell's single-game freshmen receiving yards record ... tallied first career TD reception at Delaware in 2017 to become the first Cornell freshman to score a TD in collegiate opener since 1994.

PRIOR TO DUKE: Five-year member of the football program at Cornell University in 2017-18-19-20-21 (2020 season was canceled due to COVID-19) ... in 28 career games (28 start), registered 74 receptions for 695 yards (9.39) with two TDs ... added one rush for three yards, 17 punt returns for 72 yards (4.24) and nine kickoff returns for 190 yards (21.11) ... earned a career-best nine receptions and 98 yards against Dartmouth in 2019 ... recorded 97 receiving yards (nine receptions) against Yale in 2017 to set Cornell's single-game freshmen receiving yards record ... tallied first career TD reception at Delaware in 2017 to become the first Cornell freshman to score a TD in collegiate opener since 1994 ... tallied six catches for 85 yards, including a career-long 51-yard reception, in the 2019 Empire State Bowl win over Columbia ... lettered four years at Mountain Island Charter and SouthLake Christian Academy and was coached by Robert Washington and Cheron Farley, respectively ... three-time all-state, all-conference, and all-area selection and was part of two state championship teams ... totaled 184 receptions for 3,410 yards and 29 TDs throughout career ... totaled 5,531 career all-purpose yards ... caught 73 passes for 1,202 yards with six scores as a junior and 62 passes for 1,181 yards and 16 TDs as a senior ... led the state of North Carolina in return yards as a junior and senior and set career records in receptions and receiving yards at Mountain Island Charter ... also lettered three years in basketball.

PERSONAL: Born September 5, 1999 ... graduated from Cornell in December 2021, with a degree in hotel administration ... currently pursuing a master's in management studies from Duke's Fuqua School of Business ... son of Eric Gallman and Jennifer Caldwell ... father played football (1995) at Penn State University.



70 John Gelotte

OL • 6-5, 304 • R-JR.

ROEBUCK, S.C.

DORMAN HIGH SCHOOL

2022: Returning starter at right tackle ... in 24 career games (nine starts), has played 646 snaps.

2021: Saw action in 10 game, making nine starts ... missed the Pittsburgh and Virginia Tech contests ... helped the offensive line finish sixth in the ACC in fewest sacks allowed with 27, while protecting an offense that accumulated 5,011 yards of total offense ... also created paths for RB Mataeo Durant to rush for a program single-season record 1,241 yards ... blocked for an aerial attack that threw for over 2,800+ yards for the 12th time in the last 13 seasons ... on the field for 536 snaps.

2020: Played in 10 games, missing only the Miami game ... helped block for an attack that averaged 379.7 yards of total offense per game ... created paths for RBs Durant and Deon Jackson to record four and two games with over 100+ rushing yards, respectively ... helped the Duke offense register 33 total TDs, including 19 via the ground game ... blocked for an aerial attack that threw for over 2,400+ yards ... on the field for 83 snaps.

2019: Played in four games against Alabama, North Carolina A&T, Middle Tennessee and Virginia Tech ... on the field for 27 snaps.

PRIOR TO DUKE: Lettered two seasons at Dorman under coach Dave Gutshall ... consensus three-star prospect by *ESPN.com*, *247Sports.com* and *Rivals.com* ... the No. 71 offensive tackle in the country according to *ESPN.com* ... the No. 9 overall prospect in the state of South Carolina as ranked by *ESPN.com* ... selected to play in the Shrine Bowl of the Carolinas ... earned a place on the *Herald-Journal/GoUpstate* All-Area Squad as a senior ... *USA Today* American Family Insurance All-USA South Carolina Football Team first team selection as a senior ... during final season, helped the Cavaliers to an 11-2 record including a 6-1 Region 2-AAAAA mark ... Wolves finished 12-3 in junior campaign including a 12-game winning streak before falling in the state championship game ... also lettered in track & field, taking sixth as a senior in the discus at the South Carolina High School League 5A State Championships with a toss of 135-04.

PERSONAL: Born September 9, 2000 ... majoring in sociology while minoring in earth and ocean sciences and pursuing a certificate in markets and management ... son of Joe and Donna Gelotte.



72 Jack Griffin

LS • 6-0, 193 • SR.

NICHOLS HILLS, OKLA.

HERITAGE HALL HIGH SCHOOL

2022: Returning long snapper.

2021: Did not see game action.

2020: Did not see game action.

2019: Did not see game action.

PRIOR TO DUKE: Four-year letterman at Heritage Hall under coach Brett Bogert ... helped team to a 53-2 record and three Oklahoma state championships ... served as team captain and earned first team all-district honors as a senior ... also earned four letters in soccer.

PERSONAL: Born May 12, 2000 ... majoring in public policy while minoring in economics and pursuing a certificate in markets and management ... son of David and Kirsten Griffin ... mother graduated from Duke in 1988 ... grandfather, Jay Wilkinson, graduated from Duke in 1964, was a three-year letterman on the football team (1961-62-63), finished ninth in the Heisman Trophy balloting in 1963, when he was a First Team All-American and ACC Player of the Year, was inducted into the Duke Athletics Hall of Fame in 1979 and named to the ACC Silver Anniversary All-America Team ... great grandfather, Bud Wilkinson, was the head football coach at the University of Oklahoma from 1947-63, compiling a record of 145-29-4 and guiding the Sooners to three national championships (1950, 1955 & 1956), 14 conference titles and 47 consecutive wins before being inducted into the College Football Hall of Fame in 1969.



85 Sahmir Hagans

WR • 5-10, 195 • SO.
PHILADELPHIA, PA.
SAINT JOSEPH'S PREP

2022: Returning wide receiver ... in four career games, registered one reception for five yards (5.00) and five kickoff returns for 109 yards (21.80) ... recorded a career-best two kickoff returns against Pittsburgh and Miami in 2021 ... has played 83 snaps.

2021: Saw action in four games against North Carolina A&T, Wake Forest, Pittsburgh and Miami ... registered lone reception for five yards against Miami ... tallied five kickoff returns for 109 yards, with a season-best 56 return yards against Pittsburgh ... recorded a year-high two kickoff returns in contests with Pittsburgh and Miami ... on the field for 83 snaps.

PRIOR TO DUKE: Lettered four seasons at Saint Joseph's Prep under coach Tim Roken ... tabbed a three-star prospect by *ESPN.com* and *247Sports.com* ... caught 27 passes for 383 yards and seven TDs as a senior ... had 49 receptions for 486 yards and eight TDs during junior season ... added two punt returns for TDs and two kickoff return scores as a junior ... earned all-state recognition following junior campaign ... two-time all-league honoree ... finished career with 94 catches for 1,092 yards with 150 points scored ... helped team to 31-2 record and three 6A PIAA state championships ... three-year letterwinner in track, competing in the 100-, 200- and 4x200-meter events.

PERSONAL: Born December 16, 2002 ... son of Allan and Miesha Hagans.

STATISTICS

2021									
Opponent	Rec	Yds	Lg	TD	Rush	Yds	Lg	TD	
Charlotte		- DNP -							
North Carolina A&T	0	0	0	0	0	0	0	0	
Northwestern		- DNP -							
Kansas		- DNP -							
North Carolina		- DNP -							
Georgia Tech		- DNP -							
Virginia		- DNP -							
Wake Forest	0	0	0	0	0	0	0	0	
Pittsburgh	0	0	0	0	0	0	0	0	
Virginia Tech		- DNP -							
Louisville		- DNP -							
Miami	1	5	5	0	0	0	0	0	

Opponent	KOR	Yds	Lg	TD	PR	Yds	Lg	TD
Charlotte		- DNP -						
North Carolina A&T	0	0	0	0	0	0	0	0
Northwestern		- DNP -						
Kansas		- DNP -						
North Carolina		- DNP -						
Georgia Tech		- DNP -						
Virginia		- DNP -						
Wake Forest	1	16	16	0	0	0	0	0
Pittsburgh	2	56	30	0	0	0	0	0
Virginia Tech		- DNP -						
Louisville		- DNP -						
Miami	2	37	27	0	0	0	0	0

Year	G/GS	Rec	Yards	Avg.	TD	Lg
2021	4/0	1	5	5.00	0	5
Total	4/0	1	5	5.00	0	5

Year	G/GS	KOR	Yards	Avg.	TD	Lg
2021	4/0	5	109	21.80	0	30
Total	4/0	5	109	21.80	0	30



96 Aaron Hall

DE • 6-4, 258 • SO.
DURHAM, N.C.
SOUTHERN SCHOOL OF ENERGY & SUSTAINABILITY

2022: Returning defensive end ... in three career games, registered five tackles and 1.0 TFL ... recorded at least 1+ tackle in each game played ... has played 43 snaps.

2021: Saw action in three games against North Carolina A&T, Virginia Tech and Louisville ... compiled five tackles and 1.0 TFL ... posted a season-best two tackles against North Carolina A&T and Virginia Tech ... lone TFL came against Louisville ... on the field for 43 snaps ... enrolled at Duke in January, 2021.

PRIOR TO DUKE: Lettered three seasons at Southern School of Energy & Sustainability under head coach Darius Robinson ... senior season canceled due to the COVID-19 pandemic ... three-star prospect by *ESPN.com*, *247Sports.com* and *Rivals.com* ... recorded 12.0 sacks as a sophomore before totaling 32.0 sacks as a junior ... two-time all-conference selection ... helped Southern win the conference championship with a 10-2 record as a junior ... also a member of the basketball team.

PERSONAL: Born April 18, 2003 ... son of Anthony and Tishna Hall ... father lettered as a defensive lineman at the University of Utah (1990-91-92).

STATISTICS

2021										
Opponent	Solo	Ast	Total	TFL	QBS	INT	PBU	CF	FR	QBH
Charlotte		- DNP -								
North Carolina A&T	0	2	2	0.0-0	0.0-0	0	0	0	0	0
Northwestern		- DNP -								
Kansas		- DNP -								
North Carolina		- DNP -								
Georgia Tech		- DNP -								
Virginia		- DNP -								
Wake Forest		- DNP -								
Pittsburgh		- DNP -								
Virginia Tech	0	2	2	0.0-0	0.0-0	0	0	0	0	0
Louisville	1	0	1	1.0-1	0.0-0	0	0	0	0	0
Miami		- DNP -								

Year	G/GS	Solo	Ast	Total	TFL	QBS	INT	PBU	CF	FR	QBH
2021	3/0	1	4	5	1.0-1	0.0-0	0	0	0	0	0
Total	3/0	1	4	5	1.0-1	0.0-0	0	0	0	0	0



44 Charlie Ham

K • 6-2, 212 • R-JR.

ATLANTA, GA.

THE WESTMINSTER SCHOOL

2022: Returning starting placekicker ... in 24 games (22 starts), has totaled 143 points on 27-of-35 (.771) FGs and 62-of-64 (.969) PATs ... has kicked off 82 times for 4,877 yards (59.48) with 33 touchbacks against three boots out of bounds ... registered a career-long 50-yard FG against Northwestern in 2021 ... made a career-high three FGs on three occasions (Syracuse, 2020; Northwestern, 2021 and Louisville, 2021) ... kicked a career-high seven successful PATs against Kansas in 2021 ... has recorded six tackles on kickoff coverage ... holds 14 games with 7+ points, including a career-high 12 against Syracuse in 2020 (3 FGs & 3 PATs) and Northwestern in 2021 (3 FGs & 3 PATs) ... has played 186 snaps ... enters 2022 ranking 10th on Duke's career charts for most FGs and 11th in PATs ... has converted 46 consecutive PATs and five straight FGs entering 2022 ... the 46 consecutive PATs place him tied with Randy Garner for eighth all-time in program lore ... sits just seven points from becoming the 17th player in Duke history to amass 150+ points.

2021: Saw action and started in 11 games, missing the Virginia contest ... recorded a team-high 74 points on 14-of-20 (.700) FGs and 32-of-32 (1.000) PATs ... tallied 55 kickoffs for 3,211 yards (58.38) with 22 touchbacks against two boots out of bounds ... converted on a season-long FG of 50 yards against Northwestern ... registered a year-high three made FGs against Northwestern and Louisville ... selected the 'Star of the Week' by the Palm Beach Sports Commission Lou Groza Collegiate Placekicker Award on Sept. 20, 2021 after matching a career high of 12 points against Northwestern ... on the field for 110 snaps.

2020: Academic All-ACC selection ... semifinalist for the Lou Groza Award ... started all 11 games ... recorded a team-high 69 points on 13-of-15 (.867) FGs and 30-of-32 (.938) PATs ... ranked tied for second in the ACC and tied for 13th nationally with a 86.7 percentage on FGs ... finished tied for eighth in the ACC in FGs and FGs per game (1.18) ... converted on a season long FG of 47 yards against Virginia ... tallied 22 kickoffs for 1,384 yards (62.91) with 10 touchbacks against one boot out of bounds ... tabbed the ACC Specialist of the Week on Oct. 10 after converting FGs of 21-, 36- and 45-yards against Syracuse en route to a season-high 12 points ... season totals rank second all-time on Duke's freshman single-season chart in both points and FGs, fourth in PATs and tied for fourth in FG percentage ... on the field for 71 snaps.

2019: Played in two games against Wake Forest and Miami ... tallied five kickoffs for 282 yards (56.40) ... added one special teams tackle ... on the field for five snaps.

PRIOR TO DUKE: Lettered three seasons at Westminster School under coach Gerry Romberg ... three-star prospect by *ESPN.com* and *247Sports.com* ... the No. 7 kicker in the country as rated by *ESPN.com* and listed as No. 10 by *247Sports.com* ... *Northside Neighbor Super Seven* selection prior to senior year ... *Class AAA Atlanta Journal Constitution* and *Georgia Sports Writers Association* first team all-state and *MaxPreps* Small Schools All-American second team pick as a senior ... second team all-state and first team all-region 5-AAA selection following junior season ... helped the Wildcats to an 8-5 mark as a senior and a trip to the quarterfinals of the Georgia High School League (GHSL) 3A state playoffs ... in 44-34 second round playoff win against Greater Atlanta Christian, nailed three field goals including a 52-yarder in the fourth quarter ... scored 69 points during junior year with 12 field goals, including a long of 54 yards, and 34 PATs ... also played soccer and was named the 2018 Georgia High School Player of the Year ... guided the Wildcats to GHSL state soccer championships as a sophomore, junior and senior ... earned one of 21 spots on the 2018 United Soccer Coaches Winter-Spring Boys' High School All-America Team.

PERSONAL: Born January 27, 2001 ... majoring in psychology while minoring in sociology and pursuing a certificate in markets and management ... son of Hillary Dawson and John Ham.

STATISTICS

2020						
Opponent	FG-A	Made	Missed	Blk	PAT-A	Pts
Notre Dame ¹	2-2	29, 30	-	0	1-1	7
Boston College ²	0-1	-	35	0	0-1	0
Virginia ³	2-2	25, 47	-	0	2-2	8
Virginia Tech ⁴	1-1	39	-	0	4-4	7
Syracuse ⁵	3-3	36, 45, 21	-	0	3-3	12
NC State ⁶	2-3	46, 29	45	0	2-2	8
Charlotte ⁷	1-1	32	-	0	6-7	9
North Carolina ⁸	1-1	29	-	0	3-3	6
Georgia Tech ⁹	1-1	35	-	0	4-4	7
Miami ¹⁰	0-0	-	-	-	0-0	0
Florida State ¹¹	0-0	-	-	-	5-5	5

2021						
Opponent	FG-A	Made	Missed	Blk	PAT-A	Pts
Charlotte ¹²	0-0	-	-	-	4-4	4
North Carolina A&T ¹³	1-1	36	-	0	6-6	9
Northwestern ¹⁴	3-4	23, 27, 50	52	0	3-3	12
Kansas ¹⁵	1-1	30	-	0	7-7	10
North Carolina ¹⁶	0-1	-	56	0	1-1	1
Georgia Tech ¹⁷	2-4	35, 22	42, 31	0	3-3	9
Virginia	- DNP -					
Wake Forest ¹⁸	0-1	-	40	0	1-1	1
Pittsburgh ¹⁹	2-2	46, 31	-	0	3-3	9
Virginia Tech ²⁰	1-2	27	39	0	2-2	5
Louisville ²¹	3-3	22, 28, 26	-	0	1-1	10
Miami ²²	1-1	40	-	0	1-1	4

Year	G/GS	1-19	20-29	30-39	40-49	50+	Total	Lg	Blk	PAT	Pts
2019	2/0	0-0	0-0	0-0	0-0	0-0	0-0	-	0	0-0	0
2020	11/11	0-0	5-5	5-6	3-4	0-0	13-15	47	0	30-32	69
2021	11/11	0-0	7-7	4-6	2-4	1-3	14-20	50	0	32-32	74
Total	24/22	0-0	12-12	10-13	4-7	1-3	27-35	50	0	62-64	143

Year	G/GS	KO	Yards	Avg.	TB	OB
2019	2/0	5	282	56.40	1	0
2020	11/11	22	1,384	62.91	10	1
2021	11/11	55	3,211	58.38	22	2
Total	24/22	82	4,877	59.48	33	3



3 Darrell Harding Jr.

WR • 6-4, 222 • SR.

WINTER GARDEN, FLA.

WEST ORANGE HIGH SCHOOL

2022: Returning wide receiver ... in 33 career games (five starts), has recorded 32 receptions for 431 yards (13.47) ... has eight career games with 2+ receptions, including a career-best five against North Carolina in 2020 ... tallied a career-high 70 receiving yards during contest with the Tar Heels in 2020 ... posted a career-long 50-yard reception against Northwestern in 2021 ... has played 1,098 snaps.

2021: Saw action in all 12 games, making five starts against North Carolina A&T, Northwestern, Kansas, North Carolina and Georgia Tech ... recorded 12 receptions for 141 yards (11.75) ... earned a season-high 2+ catches on three occasions against Charlotte, Northwestern and Virginia ... posted a season-high 58 yards and a 50-yard reception against the Wildcats ... compiled 15+ receiving yards twice against Northwestern and Louisville ... on the field for 493 snaps.

2020: Played in all 11 games ... recorded 12 receptions for 160 yards (13.33) ... ranked fifth on the team in yards per reception ... tallied a season-best five receptions for 70 yards against North Carolina ... reeled in a season-long 31-yard reception at Virginia ... compiled 15+ receiving yards on four different occasions against Boston College, Virginia, Charlotte, and North Carolina ... blocked one punt against Charlotte ... on the field for 364 snaps.

2019: Played in 10 games, missing the Alabama and Pittsburgh contests ... caught eight passes for 130 yards (16.25) ... accumulated a season-best 41 receiving yards against Georgia Tech with a season-long 41-yard reception ... had a season-high two receptions against both North Carolina A&T and Miami ... compiled 20+ receiving yards on four different occasions against North Carolina A&T, Georgia Tech, Wake Forest, and Miami ... on the field for 241 snaps ... enrolled at Duke in January, 2019.

PRIOR TO DUKE: Lettered four seasons at West Orange under coach Robert Head ... consensus three-star prospect by *ESPN.com*, *247Sports.com* and *Rivals.com* ... the No. 72 wide receiver in the country according to *ESPN.com* and No. 99 by *247Sports.com* ... two-time All-Metro and All-Central Florida selection ... the *Orlando Touchdown Club* Player of the Year following senior campaign ... named to the *All-Orlando Sentinel* varsity football first team as a senior ... finished final campaign with 52 receptions for 1,067 yards and 15 TDs while adding two kickoff returns for scores ... set school records with four receiving TDs and 235 receiving yards against Ocoee ... as a junior, caught 24 passes for 390 yards and eight TDs ... also lettered in basketball.

PERSONAL: Born December 3, 2000 ... majoring in psychology while minoring in sociology and pursuing a certificate in markets and management ... son of Darrell and Heather Harding Sr. ... father was a four-year letterwinner (1992-93-94-95) in football at the University of Cincinnati and served as a team captain for the 1995 campaign ... second cousin, Ken Griffey Jr., is a Major League Baseball Hall of Fame member who was a 13-time MLB All-Star, 10-time Gold Glove recipient, seven-time Silver Slugger Award winner and 1997 American League Most Valuable Player ... great uncle, Ken Griffey Sr., is a former Major League Baseball All-Star, two-time World Series champion (1975-76) with the Cincinnati Reds and was inducted into the Cincinnati Reds Hall of Fame in 2004 ... cousin, Trey Griffey, was a four-year letterwinner (2013-14-15-16) in football at the University of Arizona, earning honorable mention All-Pac 12 accolades in 2016 and helping the Wildcats to three bowl games including the 2014 Fiesta Bowl ... cousin, Taryn Griffey, lettered two years (2016-17) in women's basketball at the University of Arizona.

STATISTICS

2019

Opponent	Rec	Yds	Lg	TD	Rush	Yds	Lg	TD
Alabama	- DNP -							
North Carolina A&T	2	32	19	0	0	0	0	0
Middle Tennessee	1	6	6	0	0	0	0	0
Virginia Tech	0	0	0	0	0	0	0	0
Pittsburgh	- DNP -							
Georgia Tech	1	41	41	0	0	0	0	0
Virginia	0	0	0	0	0	0	0	0
North Carolina	0	0	0	0	0	0	0	0
Notre Dame	1	6	6	0	0	0	0	0
Syracuse	0	0	0	0	0	0	0	0
Wake Forest	1	22	22	0	0	0	0	0
Miami	2	23	16	0	0	0	0	0

2020


Opponent	Rec	Yds	Lg	TD	Rush	Yds	Lg	TD
Notre Dame	1	10	10	0	0	0	0	0
Boston College	2	19	11	0	0	0	0	0
Virginia	1	31	31	0	0	0	0	0
Virginia Tech	0	0	0	0	0	0	0	0
Syracuse	2	13	7	0	0	0	0	0
NC State	0	0	0	0	0	0	0	0
Charlotte	1	17	17	0	0	0	0	0
North Carolina	5	70	28	0	0	0	0	0
Georgia Tech	0	0	0	0	0	0	0	0
Miami	0	0	0	0	0	0	0	0
Florida State	0	0	0	0	0	0	0	0

2021

Opponent	Rec	Yds	Lg	TD	Rush	Yds	Lg	TD
Charlotte	2	11	6	0	0	0	0	0
North Carolina A&T ¹	1	6	6	0	0	0	0	0
Northwestern ²	2	58	50	0	0	0	0	0
Kansas ³	1	5	5	0	0	0	0	0
North Carolina ⁴	0	0	0	0	0	0	0	0
Georgia Tech ⁵	0	0	0	0	0	0	0	0
Virginia	2	14	10	0	0	0	0	0
Wake Forest	1	6	6	0	0	0	0	0
Pittsburgh	1	7	7	0	0	0	0	0
Virginia Tech	0	0	0	0	0	0	0	0
Louisville	1	20	20	0	0	0	0	0
Miami	1	14	14	0	0	0	0	0

Year	G/GS	Rec	Yards	Avg.	TD	Lg
2019	10/0	8	130	16.25	0	41
2020	11/0	12	160	13.33	0	31
2021	12/5	12	141	11.75	0	50
Total	33/5	32	431	13.47	0	50

NOTE: Blocked a punt against Charlotte, 2020



89

Joe Hardison

WR • 5-9, 183 • GR.

DARIEN, CONN.

TAFT SCHOOL

2022: Returning wide receiver ... in 11 career games, has played 60 snaps ... also a member of the men's lacrosse program at Duke.

2021: Played in one game against Pittsburgh ... on the field for one snap.

2020: Played in three games against at Syracuse, Georgia Tech and Florida State ... on the field for 21 snaps, primarily on special teams.

2019: Played in five games against Georgia Tech, Virginia, North Carolina, Notre Dame and Syracuse ... on the field for 18 snaps.

2018: Experienced action in two games against N.C. Central and Temple ... on the field for 20 snaps.

DUKE LACROSSE: Four-year member of the program in 2019-20-21-22 ... helped the Blue Devils to a four-year record of 44-16 with one ACC Championship (2021) and two appearances in the NCAA Final Four (2019 and 2021).

PRIOR TO DUKE: Four-year letterman at Taft School under coach Tyler Whitley ... as a senior, logged 51 tackles and two INTs, while catching 21 passes for 342 yards and three TDs ... served as team captain ... also lettered in lacrosse, earning all-league honors.

PERSONAL: Born November 20, 1998 ... graduated from Duke in May 2022 with a degree in economics and a minor in history ... currently pursuing a master's in management studies from Duke's Fuqua School of Business ... son of Jay and De Hardison ... sister, Taylor, lettered four seasons (2014-15-16-17) as a member of the lacrosse program at Boston University ... grandfather, Joseph Hardison Jr., attended Duke.



55 Andre Harris

OL • 6-3, 312 • GR.
OKLAHOMA CITY, OKLA.
PUTNAM CITY NORTH HIGH SCHOOL (ARKANSAS STATE)

2022: Graduate transfer from Arkansas State University ... played in 46 career games (43 starts) with the Red Wolves ... two-time Honorable Mention All-Sun Belt (2019 & 2021).

PRIOR TO DUKE: Five-year member of the football program at Arkansas State University in 2017-18-19-20-21 ... two-time Honorable Mention All-Sun Belt pick (2019 & 2021) ... played in 46 career games with 43 starts with the Red Wolves ... earned the 2021 Withrow Award as the team's top offensive lineman ... helped Arkansas State rank in the top 15 in passing offense for three consecutive years (2019-20-21) and top 25 in four straight (2018-19-20-21) ... throughout final three years, guided the Red Wolves to register 30 games with 300+ yards of total offense and 24 games with 400+ yards ... provided protection in 2020 for Arkansas State to score a Sun Belt record 39 TDs through the air ... blocked for Sun Belt Conference Player of the Year QB Justice Hansen, as well as Sun Belt Freshman of the Year RB Marcel Murray in 2018 to record 1,962 passing yards 459 rushing yards, respectively ... attended Putnam City North and played for coaches Ryan Laverty and Rod Richardson ... ranked as the No. 113 guard in the nation and No. 31 overall player from the state of Oklahoma by 247Sports.com ... tabbed by The Oklahoman an honorable mention all-state and all-city selection ... named to the Oklahoma Big 10 all-conference team ... 2016 All-USA Oklahoma football team member as selected by USA Today High School Sports ... also competed in basketball.

PERSONAL: Born December 1, 1998 ... graduated from Arkansas State in May 2022, with a degree in business administration ... enrolled in Duke's continuing studies program ... son of Andre Harris Sr. and LaToya Moore.



18 Jeremiah Hasley

LB • 6-3, 236 • FR.
GIBSONIA, PA.
PINE-RICHLAND HIGH SCHOOL

2022: Incoming linebacker.

PRIOR TO DUKE: Lettered three years at Pine-Richland under coaches Eric Kasperowicz and Steve Campos ... three-star prospect by *ESPN.com*, *Rivals.com* and *247Sports.com* ... charted as the No. 36 inside linebacker in the nation and the No. 24 prospect from the state of Pennsylvania by *ESPN.com* ... compiled 254 tackles, 30.5 TFL, four sacks and two INT ... also accumulated 969 receiving yards with six TDs ... led Pine-Richland to a 28-7 overall record, including a state title during junior season where the Rams went a perfect 11-0 ... named two-time first team all-conference recipient and was tabbed to the 2021 *Post-Gazette* Fabulous 22 all-star team.

PERSONAL: Born July 4, 2003 ... son of Daryl and Kristin Hasley.



83 Brandon Hersh

WR • 6-1, 185 • JR.
SHORT HILLS, N.J.
SETON HALL PREP

2022: Returning wide receiver.

2021: Did not see game action ... joined the team in January, 2021.

PRIOR TO DUKE: Lettered two years in baseball at Seton Hall Prep ... helped the team to a combined 69-9 record over three years (senior season was cut short due to the COVID-19 pandemic) ... won the conference and county championship ... helped Seton Hall Prep finish ranked No. 10 in the state junior year ... also lettered two years in basketball.

PERSONAL: Born February 26, 2002 ... majoring in psychology while minoring in neuroscience ... son of Jeff and Lora Hersh ... father was a four-year letterwinner (1985-86-87-88) as a member of the Duke tennis team, earning All-ACC honors and was a three-time NCAA singles tournament participant while holding a ITA singles national ranking all four years including No. 35 in 1986, and registering the 1988 ACC singles flight title at the No. 1 spot ... brother, Zack, was a three-year member of the Duke baseball team (2016-17-18) as a pitcher ... sister, Morgan, worked with the Duke football program both as an undergraduate and graduate student and currently works with the San Francisco 49ers organization.



42 Shaka Heyward

LB • 6-3, 240 • R-SR.
DACULA, GA.
MILL CREEK HIGH SCHOOL

2022: Returning starting linebacker ... preseason All-ACC selection by *Phil Steele* (2nd team) and *Athlon Sports* (3rd team) ... candidate for the Lott IMPACT Trophy, which honors the top defensive player in college football who makes the biggest impact for his team, both on and off the field ... also selected to the Chuck Bednarik Award Watch List ... in 39 career games (29 starts), has compiled 246 tackles, 26.5 TFL, 9.5 sacks, two INTs, three fumble recoveries, one PBU, and 11 QB pressures ... has eight double-digit tackle games, including a career-high 16 stops against North Carolina A&T in 2021 ... has 27 games with 5+ tackles ... has posted 2.0+ TFL on four different occasions with a career-best 2.5 against Pittsburgh in 2021 ... recorded an INT against Notre Dame in 2019 and Kansas in 2021 ... registered fumble recoveries against Pittsburgh (2019), North Carolina (2019), and Georgia Tech (2020) ... recorded a safety and special teams TD against Georgia Tech in 2020 ... credited with another safety against Pittsburgh in 2021 ... has played 2,527 snaps ... heading into 2022, has tallied 4+ tackles in 28 straight contests and enters season as one of two returning starters with 2,400+ career snaps (Jacob Monk: 2,411) ... on July 21, 22, represented Duke at the annual ACC Kickoff media event in Charlotte, N.C.

2021: Third Team All-ACC selection ... recipient of the team's Vincent Rey Award, an honor presented to the team's top linebacker, and the K.D. Kennedy Iron Devil Award for most season snaps played ... started all 12 games ... led the team and ranked fifth in the ACC with 98 tackles ... added a team-high 11.5 TFL, 3.0 sacks, one INT, one PBU and five QB pressures ... garnered three double-digit tackle performances, including a season-best 16 tackles against North Carolina A&T ... led or finished second on the team in tackles in 10-of-12 games ... earned at least 5+ tackles in 10 games ... recorded 1.0+ TFL in eight contests, including a season-best 2.5 against Pittsburgh ... finished with 1.0 sack against North Carolina, Georgia Tech, and Pittsburgh ... assisted on Duke's lone safety on the year against Pittsburgh ... tallied one QB pressure in four contests, including two against Charlotte ... tallied lone INT against Kansas ... on the field for a team-high 1,019 snaps.

2020: Recipient of the team's Vincent Rey Award, an honor presented to the team's top linebacker, and the Sonny Falcone Award, an honor presented annually to offensive, defensive, and developmental members for their year-round commitment to strength and conditioning ... started all 11 games ... led Duke with 80 tackles, while adding 8.5 TFL, 3.0 sacks, one fumble recovery, and four QB pressures ... ranked 12th in the ACC in tackles and tackles per game (7.27) ... registered two double-digit tackle games, including a season-best 12 against Charlotte ... had 10 tackles against Boston College ... earned at least 5+ tackles in 10 games ... recorded 1.0+ TFL in seven contests, including a season-best 2.0 against Charlotte ... logged 1.0+ TFL in four of the last five games of the season ... finished with 1.0 sacks against Notre Dame, Charlotte, and Georgia Tech ... registered Duke's lone safety on the year against Georgia Tech, marking the team's first since 2017 against N.C. Central ... recovered a muffed punt versus the Yellow Jackets and returned it for a TD for first career score ... tallied one QB pressure in contests with Notre Dame, Boston College, Virginia and Florida State ... on the field for 860 snaps.

2019: Played in all 12 games with six starts ... recorded 68 tackles, 6.5 TFL, 3.5 sacks, one INT, two QB pressures and two fumble recoveries ... in the ACC, ranked third among freshmen in tackles and sixth among rookies in TFL ... ranked 33rd in the ACC in tackles per game (5.67) and tied for third in fumble recoveries ... finished fourth on the team in tackles ... booked three double-digit tackle games, including a season-best 15 tackles against North Carolina ... also reached double figures versus Wake Forest (11) and Miami (10) ... posted 6+ tackles in seven games ... notched a season-best 2.0 TFL against both North Carolina and No. 15 Notre Dame in consecutive weeks ... had 1.0 sacks in three straight contests versus North Carolina, No. 15 Notre Dame and Syracuse ... had one fumble recovery against Pittsburgh and North Carolina ... registered lone INT versus No. 15 Notre Dame ... on the field for 630 snaps.

2018: Played in four games, seeing action against Virginia, North Carolina, Clemson and Temple ... on the field for 18 snaps.

PRIOR TO DUKE: Lettered three seasons at Mill Creek under coach Shannon Jarvis ... three-star prospect according to *ESPN.com*, *Rivals.com* and *247Sports.com* ... consensus top-60 outside linebacker nationally by *ESPN.com* (No. 41), *Rivals.com* (No. 52) and *247Sports.com* (No. 57) ... as a senior, recorded 90 tackles and 5.0 sacks along with one INT, eight passes defended, one fumble recovery and one caused fumble ... helped Mill Creek to an 8-4 ledger as a senior and Georgia High School Association (GHSAA) state playoff berth ... scored defensive TDs in consecutive games as a senior with a fumble return against Collins Hill and INT return versus Archer ... booked 78 tackles as a junior when Mill Creek reached the GHSAA Class AAAAAA semifinals ... as a junior, helped the Hawks to a 13-1 record as a junior and Region 6-AAAAAA title with only loss coming to Grayson in the GHSAA Class AAAAAA semifinal ... after junior season, earned a spot in the Georgia Elite All-Star Classic and logged four tackles and one INT.

PERSONAL: Born April 19, 2000 ... majoring in evolutionary anthropology and pursuing a certificate in markets and management ... son of Vic and Anita Heyward ... brother, Victor, was a member of the football program at Georgia State University (2017-18-19-20), and graduated ranked eighth in program history in career tackles (189), eighth in TFL (17.5) and 10th in sacks (6.5) ... cousin, Johnny Ali Heyward, graduated from Duke in 1997 ... cousin, Connor Heyward, was a four-year letterwinner (2017-18; 20-21) in football at Michigan State University and finished his career with 2,265 all-purpose yards (211-825 rushing, 33-723 kick returns, 96-711 receiving, 6 punt returns) with 11 career TDs (six receiving, five rushing) and graduated ranked No. 16 on MSU career kick return yards list and tied for No. 18 on career kick return list and was a sixth round (No. 208 overall) selection by the Pittsburgh Steelers in the 2022 NFL Draft ... cousin, Cameron Heyward, played football at Ohio State University (2007-08-09-10), helped the Buckeyes to three Big Ten championships, was a first round selection of the Pittsburgh Steelers in the 2011 NFL Draft and is currently in his 12th season with the Steelers ... cousin, Corey Heyward, lettered four seasons in basketball at Georgia Tech (2014-15-16-17) ... cousin, Craig Heyward Jr., played football at Middle Tennessee State University (2006-07-08-09) ... late cousin, Craig Heyward, played football at the University of Pittsburgh, was a first round selection of the New Orleans Saints in the 1988 NFL Draft, played 11 professional seasons the Saints (1988-1991), Chicago Bears (1992), Atlanta Falcons (1994-95), St. Louis Rams (1997) and Indianapolis Colts (1998), rushed for 4,301 career yards and earned a Pro Bowl selection in 1995.

STATISTICS

2018

Opponent	Solo	Ast	Total	TFL	QBS	INT	PBU	CF	FR	QBH
Army West Point										
Northwestern										
Baylor										
N.C. Central										
Virginia Tech										
Georgia Tech										
Virginia	0	0	0	0.0-0	0.0-0	0	0	0	0	0
Pittsburgh										
Miami										
North Carolina	0	0	0	0.0-0	0.0-0	0	0	0	0	0
Clemson	0	0	0	0.0-0	0.0-0	0	0	0	0	0
Wake Forest										
Temple	0	0	0	0.0-0	0.0-0	0	0	0	0	0

2019

Opponent	Solo	Ast	Total	TFL	QBS	INT	PBU	CF	FR	QBH
Alabama ¹	4	5	9	1.0-3	0.0-0	0	0	0	0	0
North Carolina A&T	0	0	0	0.0-0	0.0-0	0	0	0	0	0
Middle Tennessee	2	0	2	0.0-0	0.0-0	0	0	0	0	1
Virginia Tech	0	0	0	0.0-0	0.0-0	0	0	0	0	0
Pittsburgh	0	0	0	0.0-0	0.0-0	0	0	0	1	0
Georgia Tech	4	3	7	0.0-0	0.0-0	0	0	0	0	0
Virginia	0	0	0	0.0-0	0.0-0	0	0	0	0	0
North Carolina ²	8	7	15	2.0-10	1.0-9	0	0	0	1	0
Notre Dame ³	5	1	6	2.0-2	1.0-1	1	0	0	0	1
Syracuse ⁴	3	5	8	1.0-7	1.0-7	0	0	0	0	0
Wake Forest ⁵	8	3	11	0.0-0	0.0-0	0	0	0	0	0
Miami ⁶	5	5	10	0.5-4	0.5-4	0	0	0	0	0

2020

Opponent	Solo	Ast	Total	TFL	QBS	INT	PBU	CF	FR	QBH
Notre Dame ⁷	5	3	8	1.0-2	1.0-2	0	0	0	0	1
Boston College ⁸	6	4	10	1.0-6	0.0-0	0	0	0	0	1
Virginia ⁹	2	7	9	0.0-0	0.0-0	0	0	0	0	1
Virginia Tech ¹⁰	2	5	7	1.0-1	0.0-0	0	0	0	0	0
Syracuse ¹¹	3	1	4	0.0-0	0.0-0	0	0	0	0	0
NC State ¹²	5	3	8	0.0-0	0.0-0	0	0	0	0	0
Charlotte ¹³	9	3	12	2.0-5	1.0-2	0	0	0	0	0
North Carolina ¹⁴	3	2	5	1.0-2	0.0-0	0	0	0	0	0
Georgia Tech ¹⁵	3	2	5	1.5-8	1.0-7	0	0	0	1	0
Miami ¹⁶	6	1	7	1.0-1	0.0-0	0	0	0	0	0
Florida State ¹⁷	5	0	5	0.0-0	0.0-0	0	0	0	0	1

2021

Opponent	Solo	Ast	Total	TFL	QBS	INT	PBU	CF	FR	QBH
Charlotte ¹⁸	2	2	4	1.0-1	0.0-0	0	0	0	0	2
North Carolina A&T ¹⁹	2	14	16	1.0-2	0.0-0	0	0	0	0	1
Northwestern ²⁰	3	10	13	1.0-1	0.0-0	0	0	0	0	0
Kansas ²¹	4	5	9	0.0-0	0.0-0	1	0	0	0	0
North Carolina ²²	4	2	6	1.5-4	1.0-3	0	0	0	0	0
Georgia Tech ²³	1	5	6	1.5-11	1.0-7	0	1	0	0	1
Virginia ²⁴	3	3	6	0.0-0	0.0-0	0	0	0	0	0
Wake Forest ²⁵	3	3	6	1.5-2	0.0-0	0	0	0	0	0
Pittsburgh ²⁶	4	5	9	2.5-3	1.0-1	0	0	0	0	0
Virginia Tech ²⁷	4	0	4	1.0-3	0.0-0	0	0	0	0	1
Louisville ²⁸	5	4	9	0.0-0	0.0-0	0	0	0	0	0
Miami ²⁹	3	7	10	0.5-0	0.0-0	0	0	0	0	0

Year	G/GS	Solo	Ast	Total	TFL	QBS	INT	PBU	CF	FR	QBH
2018	4/0	0	0	0	0.0-0	0.0-0	0	0	0	0	0
2019	12/6	39	29	68	6.5-26	3.5-21	1	0	0	2	2
2020	11/11	49	31	80	8.5-25	3.0-11	0	0	0	1	4
2021	12/12	38	60	98	11.5-27	3.0-11	1	1	0	0	5
Total	39/29	126	120	246	26.5-78	9.5-43	2	1	0	3	11

NOTE: Recovered a muffed punt for a touchdown at Georgia Tech, 2020

NOTE: Recorded a safety at Georgia Tech, 2020

NOTE: Assisted a safety against Pittsburgh, 2021



73 Anthony Hinton

DE • 6-2, 240 • SR.

WAXHAW, N.C.

MARVIN RIDGE HIGH SCHOOL

2022: Transitioned from offensive line to defensive end during the spring.

2021: Did not see game action.

2020: Did not see game action.

2019: Did not see game action.

PRIOR TO DUKE: Lettered two seasons at Marvin Ridge under coach Aubrey Carter ... helped the Mavericks to the North Carolina High School Athletic Association playoffs as a junior and senior and a 10-0 regular season record in 2017.

PERSONAL: Born April 12, 2001 ... majoring in neuroscience while minoring in French studies ... son of Tony and Gina Hinton.



54 Jason Hoffman

LB • 5-10, 223 • FR.

MEMPHIS, TENN.

LEWISBURG HIGH SCHOOL [MISS.]

2022: Returning linebacker ... in 11 career games, recorded two tackles ... has played 93 snaps.

2021: Played 11 games, missing action at Charlotte ... recorded two tackles, both against North Carolina A&T ... on the field for 93 snaps.

PRIOR TO DUKE: Lettered three seasons at Lewisburg in Olive Branch, Miss., under head coach Matthew Gherke ... totaled 159 tackles, 18.5 TFL, two caused fumbles and one fumble recovery ... tabbed the team's MVP and Super 24 all-region after amassing 881 rushing yards and eight TDs as a senior ... first team all-district choice as a junior ... also lettered in soccer and track & field ... school record holder and state runner-up in shot put and discus.

PERSONAL: Born November 16, 2002 ... son of Raymond and Amy Hoffman ... uncle, Jamie Rock, played baseball at Mississippi State University (1996-97-98-99-2000) before playing two years in the minor leagues.



10 James Hopson II

DB • 6-0, 192 • JR.

LEESBURG, GA.

LEE COUNTY HIGH SCHOOL

2022: Returning defensive back ... in one career game, has played one snap.

2021: Did not see game action.

2020: Recipient of the team's the Sonny Falcone Award, an honor presented to offensive, defensive, and developmental members for their year-round commitment to strength and conditioning ... played in one game versus Charlotte ... on the field for one snap.

PRIOR TO DUKE: Three-year letterwinner at Lee County under head coach Dean Fabrizio ... AAAAAA (6A) Georgia State Champion after 15-0 record junior season ... totaled 617 receiving yards and five TDs on way to honorable mention all-region honors ... recorded 1,007 total yards and 11 TDs as a senior ... captained the Trojans to an 11-2 record and earned first team all-region.

PERSONAL: Born April 11, 2002 ... majoring in public policy while minoring in African & African American studies and economics ... son of Granger and CaMia Hopson.



84 Trevor Horton

WR • 5-8, 191 • SR.

HENDERSONVILLE, TENN.

DAVIDSON ACADEMY

2022: Returning wide receiver.

2021: Recipient of the team's Micah Harris Trinity Teammate Award, which is presented annually to the member of the Duke football program who displays the highest teammate qualities such as inspiration, unselfishness and commitment to the team ... did not see game action.

2020: Recipient of team's Mike Suglia Award, which is presented annually to a second-year member of the Duke football program who best exemplifies the qualities of the late Mike Suglia ... did not see game action.

2019: Did not see game action.

PRIOR TO DUKE: Four-year letterman at Davidson Academy under coach Jonathan Quinn ... helped squad to four playoff appearances, including a state championship as a senior ... became an assistant defensive coordinator during final campaign after suffering a season-ending injury ... as a junior, played in five games before an injury cut the campaign short ... caught 11 passes for 122 yards and a TD to go along with 15 tackles and 3.5 TFL as a junior ... played in eight games as a sophomore, totaling 12 tackles with 1.0 TFL ... as a senior, named a finalist for the National Football Foundation Admiral William P. Lawrence Award, which is annually to the top high school football scholar-athlete in the Middle Tennessee area based on scholarship, sportsmanship and value to his team ... earned four additional varsity letters in basketball and three in tennis ... went undefeated as a junior during the tennis regular season in singles and doubles.

PERSONAL: Born August 1, 2000 ... majoring in neuroscience while minoring in economics ... son of Rob and Tiffany Horton.



37 Jackson Hubbard

P • 6-3, 181 • GR.
DALLAS, TEXAS
HIGHLAND PARK HIGH SCHOOL

2022: Returning starting holder on placement kicks ... returning punter ... in 46 career games, has played 226 snaps ... key component of Duke's placement kicking unit that has made 145-of-149 (.973) PATs and 51-of-66 (.773) FGs since 2018.

2021: First Team CoSIDA Academic All-America choice ... First Team CoSIDA Academic All-District III and Academic All-ACC selection ... played in all 12 games as the holder on placement kicks ... key component of Duke's placement kicking unit, which went 32-of-32 on PATs and 14-of-20 on field goals as K Charlie Ham led the Blue Devils in scoring for the second consecutive season ... registered one kickoff for 63 yards ... on the field for 54 snaps.

2020: Played in 10 games, missing the Miami game ... served as the primary holder on placement kicks and assisted with kickoffs ... tallied eight kickoffs for 461 yards (57.63) with two touchbacks ... key component of Duke's placement kicking unit that went 30-of-32 on PATs and 13-of-15 on field goals as K Ham led the Blue Devils in scoring ... on the field for 57 snaps.

2019: Played in 11 games as the holder on placement kicks, missing the Virginia game ... key component of Duke's placement kicking unit that went 34-of-34 on PATs and 15-of-18 on field goals while K A.J. Reed booted two FGs of over 50 yards ... on the field for 50 snaps.

2018: Played in all 13 games as the holder on placement kicks ... key component of Duke's placement kicking unit, which went 49-of-51 on PATs and 9-of-13 on field goals as K Collin Wareham booted 49 PATs to post the third highest single-season total in program history ... registered one punt for 39 yards ... on the field for 65 snaps.

2017: Did not see game action.

PRIOR TO DUKE: Played at Highland Park under coach Randy Allen ... as a senior, earned all-district honors as a kicker after making 9-of-11 field goals and 35-of-35 PATs to help Highland Park to a 14-2 record and the Texas 5A Division 1 state championship ... all-district pick as a punter following junior campaign after averaging 41 yards per boot as team posted a 10-2 ledger ... also lettered in soccer and twice earned all-district honors.

PERSONAL: Born January 18, 1999 ... graduated from Duke in May 2021, with a computer science degree and a double minor in statistics and economics ... currently pursuing a master's in electrical and computer engineering from Duke ... son of John and Kristin Hubbard ... in June 2022, traveled to Israel with fellow Duke students as part of the Center for Christianity and Scholarship.

STATISTICS

Year	G/GS	KO	Yards	Avg.	TB	OB
2018	13/0	0	0	0	0	0
2019	11/0	0	0	0	0	0
2020	10/0	8	461	57.63	2	2
2021	12/0	1	63	63.00	0	0
Total	46/0	9	524	58.22	2	2



30 Brandon Johnson

DB • 5-10, 180 • SO.
NEWTON, N.C.
NEWTON-CONOVER HIGH SCHOOL

2022: Returning defensive back ... in 12 career games (one start), has recorded 17 tackles and one fumble recovery ... garnered 2+ tackles on six different occasions, including a career-best five against Miami in 2021 ... fumble recovery came against Virginia in 2021 ... has played 293 snaps.

2021: Played in all 12 games, with one start against Miami ... compiled 17 tackles and one fumble recovery ... recorded 2+ tackles on six different occasions, including a career-best five against Miami ... fumble recovery came against Virginia ... on the field for 293 snaps ... enrolled at Duke in January, 2021.

PRIOR TO DUKE: Lettered three seasons at Newton-Conover for head coach Steven Pack ... tabbed a three-star prospect by *247Sports.com* ... amassed 44 total tackles in 13 games with three INTs and a caused fumble during senior season while helping Newton-Conover reach the state playoffs with an 8-5 record ... named all-conference and all-state ... also lettered three years in track and was the regional 100-meter dash champion.

PERSONAL: Born March 25, 2003 ... son of Wayne and Alanda Johnson ... father lettered in football at Lenoir-Rhyne University (1991-94) ... mother played basketball at Lenoir-Rhyne University (1992-96) and set the school single-game record for steals with 11, while finishing career as the program's all-time leader in steals (336) and scored over 1,000 career points.

STATISTICS

2021

Opponent	Solo	Ast	Total	TFL	QBS	INT	PBU	CF	FR	QBH
Charlotte	0	0	0	0.0-0	0.0-0	0	0	0	0	0
North Carolina A&T	0	0	0	0.0-0	0.0-0	0	0	0	0	0
Northwestern	0	0	0	0.0-0	0.0-0	0	0	0	0	0
Kansas	0	0	0	0.0-0	0.0-0	0	0	0	0	0
North Carolina	2	0	2	0.0-0	0.0-0	0	0	0	0	0
Georgia Tech	0	0	0	0.0-0	0.0-0	0	0	0	0	0
Virginia	0	1	1	0.0-0	0.0-0	0	0	0	1	0
Wake Forest	1	1	2	0.0-0	0.0-0	0	0	0	0	0
Pittsburgh	1	1	2	0.0-0	0.0-0	0	0	0	0	0
Virginia Tech	2	0	2	0.0-0	0.0-0	0	0	0	0	0
Louisville	2	1	3	0.0-0	0.0-0	0	0	0	0	0
Miami ¹	3	2	5	0.0-0	0.0-0	0	0	0	0	0

Year	G/GS	Solo	Ast	Total	TFL	QBS	INT	PBU	CF	FR	QBH
2021	12/1	11	6	17	0.0-0	0.0-0	0	0	0	1	0
Total	12/1	11	6	17	0.0-0	0.0-0	0	0	0	1	0



17 Da'Quan Johnson

DB • 6-1, 192 • JR.
FLOMATON, ALA.
FLOMATON HIGH SCHOOL

2022: Returning defensive back... in 20 career games (three starts), has recorded 65 tackles, 1.0 TFL, two PBUs, one caused fumble and one fumble recovery ... has tallied 3+ tackles in 11 contests, including a career-best 13 against Miami in 2021 ... caused fumble and fumble recovery came against Miami and Pittsburgh, respectively, in 2021 ... has played 609 snaps.

2021: Played in all 12 games, with three starts against Northwestern, Georgia Tech and Louisville ... finished third on the team in tackles with 61 ... added 1.0 TFL, two PBUs, one fumble recovery and one forced fumble ... recorded 3+ tackles in 10 games, including a season-best 13 against Miami ... also tallied caused fumble against the Hurricanes ... fumble recovery came against Pittsburgh ... on the field for 466 snaps.

2020: Played in eight games ... totaled four tackles, all coming against Charlotte ... helped Duke's punt return coverage unit limit opponents to only 12 punt return yards on 16 attempts (0.75) ... on the field for 143 snaps.

PRIOR TO DUKE: Lettered four years at Flomaton under coach Douglas Vickery Jr. ... three-star prospect by *ESPN.com* and *247Sports.com* ... compiled 111 tackles, nine INTs and two sacks over final two seasons ... registered 6,313 rushing yards and 69 TDs and 2,948 passing yards and 36 TDs over last three years ... helped Flomaton to the 2018 state championship and a 2019 state semifinal appearance ... Coastal Player of the Year, Class 3A Back of the Year, State Championship MVP and team captain ... also lettered three years in basketball.

PERSONAL: Born December 23, 2001 ... majoring in public policy and pursuing a certificate in markets and management ... son of Tiffany Johnson ... nickname is "Money".

STATISTICS

2020	Opponent	Solo	Ast	Total	TFL	QBS	INT	PBU	CF	FR	QBH	
	Notre Dame	0	0	0	0.0-0	0.0-0	0	0	0	0	0	
	Boston College	0	0	0	0.0-0	0.0-0	0	0	0	0	0	
	Virginia	0	0	0	0.0-0	0.0-0	0	0	0	0	0	
	Virginia Tech	0	0	0	0.0-0	0.0-0	0	0	0	0	0	
	Syracuse	0	0	0	0.0-0	0.0-0	0	0	0	0	0	
	NC State	0	0	0	0.0-0	0.0-0	0	0	0	0	0	
	Charlotte	1	3	4	0.0-0	0.0-0	0	0	0	0	0	
	North Carolina	0	0	0	0.0-0	0.0-0	0	0	0	0	0	
	Georgia Tech	- DNP -										
	Miami	- DNP -										
	Florida State	- DNP -										

2021	Opponent	Solo	Ast	Total	TFL	QBS	INT	PBU	CF	FR	QBH
	Charlotte	3	2	5	0.0-0	0.0-0	0	0	0	0	0
	North Carolina A&T	1	4	5	0.0-0	0.0-0	0	0	0	0	0
	Northwestern ¹	3	3	6	0.0-0	0.0-0	0	0	0	0	0
	Kansas	0	0	0	0.0-0	0.0-0	0	0	0	0	0
	North Carolina	7	0	7	0.0-0	0.0-0	0	0	0	0	0
	Georgia Tech ²	1	0	1	0.0-0	0.0-0	0	0	0	0	0
	Virginia	3	2	5	0.0-0	0.0-0	0	1	0	0	0
	Wake Forest	4	2	6	0.0-0	0.0-0	0	0	0	0	0
	Pittsburgh	1	3	4	0.0-0	0.0-0	0	0	0	1	0
	Virginia Tech	1	5	6	0.0-0	0.0-0	0	0	0	0	0
	Louisville ³	1	2	3	0.0-0	0.0-0	0	0	0	0	0
	Miami	4	9	13	1.0-4	0.0-0	0	1	1	0	0

Year	G/GS	Solo	Ast	Total	TFL	QBS	INT	PBU	CF	FR	QBH
2020	8/0	1	3	4	0.0-0	0.0-0	0	0	0	0	0
2021	12/3	29	32	61	1.0-4	0.0-0	0	2	1	1	0
Total	20/3	30	35	65	1.0-4	0.0-0	0	2	1	1	0



1 Darius Joiner

DB • 6-2, 200 • GR.
ROANOKE, ALA.
HANDLEY HIGH SCHOOL (WESTERN ILLINOIS)

2022: Graduate transfer from Western Illinois University and Jacksonville State University ... was an FCS All-America honoree in 2021 (*Associated Press*, 1st; *Athlon Sports*, 1st; *Stats Perform*, 1st; *HERO Sports*, 2nd; and *Phil Steele*, 3rd) ... finished sixth in voting for the 2021 *Stats Perform* FCS Buck Buchanan Award, which honors the defensive player of the year in college football's FCS subdivision ... tabbed a 2021 First Team All-Missouri Valley Football Conference honoree and was selected to the MVFC All-Newcomer Team ... played in 38 career games (15 starts), registering 222 tackles, 11.0 TFL, 1.5 sacks, two INTs, eight PBU, four QB pressures and one caused fumble ... led the FCS in total tackles and solo tackles (79) in 2021 ... recorded a career-high 23 tackles against Youngstown State in 2021, which ranked sixth-best in Fighting Leathernecks' history for a single game ... tabbed the Missouri Valley Football Conference (MVFC) and FCS *Stats Perform* National Defensive Player of the Week following that performance ... registered double-figure tackles in 10 career games, including eight outings with 12+ tackles.

PRIOR TO DUKE: One-year member of the football program at Western Illinois University (2021) and four-year member at Jacksonville State University (2017-18-19-20) ... started all 11 games at Western Illinois, recording 142 tackles, 7.0 TFL, 1.5 sacks, one INT, five PBUs, three QB pressures and one forced fumble ... was an FCS All-America honoree in 2021 (*Associated Press*, 1st; *Athlon Sports*, 1st; *Stats Perform*, 1st; *HERO Sports*, 2nd; and *Phil Steele*, 3rd) ... finished sixth in voting for the 2021 *Stats Perform* FCS Buck Buchanan Award, which honors the defensive player of the year in college football's FCS subdivision ... tabbed a 2021 First Team All-Missouri Valley Football Conference honoree and was selected to the MVFC All-Newcomer Team ... led the FCS in total tackles and solo tackles (79) ... recorded a career-high 23 tackles against Youngstown State, which ranked sixth-best in Fighting Leathernecks' history for a single game ... tabbed the Missouri Valley Football Conference (MVFC) and FCS *Stats Perform* National Defensive Player of the Week following that performance ... registered double-figure tackles in nine career games, including seven outings with 12+ tackles ... at JSU, saw action in 27 career games (four starts), compiling 80 tackles, 4.0 TFL, one INT, three PBU and one QB pressure ... attended Handley and was coached by Larry Strain ... helped lead the Tigers to a Class 4A AHSAA state championship and Region 3 championship ... named first team all-state and first team all-region following senior campaign ... guided Handley to a 13-2 overall finish as a senior with a 6-1 mark in the region ... also lettered in basketball.

PERSONAL: Born September 29, 1998 ... graduated from Jacksonville State in May 2021, with a degree in biology and a minor in chemistry ... currently pursuing a master's in management studies from Duke's Fuqua School of Business ... son of Robert and Regina Joiner.

**88****Andrew Jones****TE • 6-4, 241 • SO.****PFAFFTOWN, N.C.****RONALD W. REAGAN HIGH SCHOOL****2022:** Returning tight end.**2021:** Did not see game action.

PRIOR TO DUKE: Lettered three years at Ronald W. Reagan under coach Josh McGee ... three-star prospect by *Rivals.com* and *247Sports.com* ... charted as the No. 39 offensive tackle in the nation by *247Sports.com* ... also listed as the No. 24 overall prospect in the state of North Carolina by *247Sports.com* ... helped team to 15 wins over sophomore and junior seasons ... senior season was canceled due to COVID-19 pandemic.

PERSONAL: Born April 1, 2003 ... son of Robyn Jones ... uncle, Randy Jones, lettered in both football and track at Duke (1987-90), amassed 2,835 career all-purpose yards, was a member of the Blue Devils' ACC football championship team in 1989, led the ACC and ranked seventh nationally in kickoff return average (28.25) in 1990, finished career as the school's all-time leader in kickoff returns for TDs (3; record was eclipsed by DeVon Edwards [6; 2013-16]), broke the school's 36-year old record in the indoor 60-meter dash in 1992 (6.74), was a member of four consecutive U.S. Olympic bobsled teams (1994, 1998, 2002 & 2006), earning a silver medal in the four-man event in Salt Lake City in 2002, and was inducted into the Duke Athletics Hall of Fame in 2018.

**4****Nick Lampert****WR • 6-0, 185 • SO.****MIAMI, FLA.****RANSOM EVERGLADES HIGH SCHOOL****2022:** Returning wide receiver.**2021:** Did not see game action.

PRIOR TO DUKE: Lettered two years at Ransom Everglades under coach Roger Caron ... named first team all-conference and all-Dade honorable mention as a senior after recording 515 yards on 30 receptions with two TDs ... registered 410 yards on 30 catches as a junior to earn all-conference honors ... also lettered three seasons in basketball.

PERSONAL: Born August 3, 2002 ... son of Eddie and Kinga Lampert.

**74****Michael Larbie****DT • 6-0, 273 • SR.****MONROE, N.C.****SUN VALLEY HIGH SCHOOL**


2022: Returning defensive tackle ... in five career games, has four tackles ... recorded a career-best two tackles against Wake Forest in 2021 ... has played 40 snaps.

2021: Played in five games against North Carolina A&T, Kansas, Virginia, Wake Forest and Miami ... recorded four tackles ... tallied a season-best two tackles against Wake Forest ... on the field for 40 snaps.

2020: Did not see game action.**2019:** Did not see game action.

PRIOR TO DUKE: Played at Sun Valley under coach Tad Baucom ... as a junior, named all-county while Sun Valley advanced to the semifinals of the 2017 NCHSAA 3AA Championships and finished with a 11-4 record ... as a senior, recorded seven sacks to earn all-conference, all-county and South Charlotte Player of the Week honors.

PERSONAL: Born January 30, 2001 ... majoring in biomedical engineering with a minor in chemistry ... son of Joyce Afriyie.

**14****Ty Lenhart****QB • 6-3, 223 • GR.****GAMBRILLS, MD.****DEMATHA CATHOLIC HIGH SCHOOL (COLUMBIA)**

2022: Graduate transfer from Columbia University ... in 22 career games (nine starts) with the Lions, completed 203-of-341 pass attempts (.595) for 2,081 yards with nine TDs and 11 INTs and recorded 120 rushes for 220 yards with 12 scores ... totaled 2,301 yards of total offense (2,081 passing, 220 rushing) in career ... responsible for 21 career TDs (12 rushing, nine passing) ... garnered four career 200+ yard passing games.

PRIOR TO DUKE: Four-year member of the football program at Columbia University in 2018-19-20-21 (2020 season was canceled due to COVID-19) ... in 22 career games (nine starts), completed 203-of-341 pass attempts (.595) for 2,081 yards with nine TDs and 11 INTs and recorded 120 rushes for 220 yards with 12 scores ... totaled 2,301 yards of total offense (2,081 passing, 220 rushing) in career ... responsible for 21 career TDs (12 rushing, nine passing) ... led Columbia to a 4-5 record in nine career starts ... garnered four career 200+ yard passing games ... scored a career-high three TDs on five carries for 18 yards versus Georgetown in 2021 ... CoSIDA Academic All-District nominee in 2019 ... earned the team's 2018 Ken Germann Freshman of the Year Award ... lettered four years at DeMatha Catholic under coach Elijah Brooks ... voted team captain as a senior ... helped lead the Stags to three straight Washington Catholic Athletic Conference titles ... completed 42-of-82 pass attempts for 702 yards and six TDs, with a long of 74 yards in five games played as a senior ... opened 2017 season on ESPN as DeMatha traveled to Las Vegas to play Bishop Gorman and threw for 268 yards and two scores while completing 11-of-23 pass attempts ... also lettered two years in lacrosse as a midfielder.

PERSONAL: Born January 31, 2000 ... graduated from Columbia in May 2022, with a degree in political science ... currently pursuing a master's in management studies from Duke's Fuqua School of Business ... son of Todd and Jen Lenhart ... father played golf (1991) at Penn State University.



13 Riley Leonard

QB • 6-4, 212 • SO.

FAIRHOPE, ALA.

FAIRHOPE HIGH SCHOOL

2022: Returning quarterback ... in seven career games (one start), has completed 37-of-62 (.597) pass attempts for 381 yards with one TD and one INT ... added 47 rushes for 173 yards (3.68) and two TDs ... completed 13-of-13 (1.000) pass attempts for a career-high 99 yards versus Louisville in 2021 ... threw a career-long 39-yard pass completion to WR Jalon Calhoun against Wake Forest in 2021 ... accumulated a career-best 70 rushing yards against Louisville in 2021, including a career-long 35-yard scamper for a TD ... has played 164 snaps.

2021: Saw action in seven games, with one start against Virginia Tech ... finished 37-of-62 (.597) passing with one TD and one INT ... added 47 rushes for 173 yards (3.68) and two TDs ... completed 13-of-13 (1.000) pass attempts for a career-high 99 yards versus Louisville in 2021 ... hit on 10 passes in the third quarter to tie for fifth on the freshmen charts for most pass completions in a quarter ... tallied a season-long 39-yard pass completion to WR Calhoun against Wake Forest ... connected with RB Mataeo Durant for a five-yard TD reception against Pittsburgh ... accumulated a year-best 70 rushing yards against Louisville, including a season-long 35-yard scamper for a TD ... added a rushing TD against Wake Forest ... on the field for 164 snaps.

PRIOR TO DUKE: Lettered four years at Fairhope under coach Tim Carter ... three-star prospect by *ESPN.com*, *Rivals.com* and *247Sports.com* ... charted as the No. 14 and No. 20 dual threat quarterback in the nation by *Rivals.com* and *247Sports.com*, respectively ... also rated as the No. 18 and No. 27 overall prospect in the state of Alabama by those organizations ... as a senior, threw for 1,900 yards and 25 TDs while rushing for an additional 500 yards ... garnered all-state honors following final season ... also tabbed the Class 7A Player of the Year and the *AL.com* Coastal Player of the Year after leading the Pirates to a 27-2 record ... helped Fairhope to an overall record of 31-12 ... also lettered in basketball and track ... named two-time basketball *AL.com* Edward Jones Coastal Male Athlete of the Year (2020 and 2021) ... participated in the Alabama-Mississippi All-Star Classic and was also one of five players named to the *Alabama Sports Writers Association* Super All-State Basketball Team.

PERSONAL: Born September 13, 2002 ... son of Chad and Heather Leonard ... father played basketball at The Citadel (1992-95), matched the school's single-game record for steals (7 vs. Clemson on Dec. 18, 1994), set the school standard for steals in a season (68 in 1995) and finished career with 137 steals marking the second-highest total in program history ... uncle, Michael Sabol, played basketball at Georgetown University (1990-91).

STATISTICS

2021	Opponent	C-A	Pct.	Yds	TD-INT	Lg	Rush	Yds	Lg	TD
	Charlotte		- DNP -							
	North Carolina A&T	0-0	-	0	0-0	-	0	0	-	0
	Northwestern		- DNP -							
	Kansas		- DNP -							
	North Carolina		- DNP -							
	Georgia Tech		- DNP -							
	Virginia	8-12	.667	81	0-0	19	6	18	10	0
	Wake Forest	2-6	.333	45	0-0	39	6	39	17	1
	Pittsburgh	6-13	.462	63	1-1	25	11	31	10	0
	Virginia Tech ¹	7-16	.438	84	0-0	33	16	30	10	0
	Louisville	13-13	1.000	99	0-0	14	7	70	35	1
	Miami	1-2	.500	9	0-0	9	1	-15	0	0

Year	G/GS	Comp	Att	Pct.	Yards	TD	INT	Lg
2021	7/1	37	62	.597	381	1	1	39
Total	7/1	37	62	.597	381	1	1	39

Year	G/GS	Rush	Yards	Avg.	TD	Lg
2021	7/1	47	173	3.68	2	35
Total	7/1	47	173	3.68	2	35



78 Chance Lytle

OL • 6-7, 329 • GR.

SAN ANTONIO, TEXAS

CHURCHILL HIGH SCHOOL (COLORADO)

2022: Graduate transfer from University of Colorado ... played in 30 career games (four starts) with the Buffaloes.

PRIOR TO DUKE: Five-year member (2017-18-19-20-21) and four-year letterwinner (2018-19-20-21) of the football program at University of Colorado ... played in 30 career games (four starts), with the Buffaloes ... two-time Honorable Mention Academic All-Colorado selection by the Colorado Chapter of the National Football Foundation (2019 & 2020) ... attended Churchill and was a two-year starter at offensive tackle for coaches Ron Harris and Glenn Hill ... earned all-district 26-6A honors as a junior and senior ... selected the San Antonio co-offensive lineman of the year and area all-star as a senior ... also lettered in track & field.

PERSONAL: Born June 9, 1998 ... graduated from Colorado in December 2021, with a dual degree in music & voice performance and psychology ... currently pursuing a master's in management studies from Duke's Fuqua School of Business ... son of Gregory and Lanita Lytle.



8 Dorian Mausi

LB • 6-2, 225 • JR.

DETROIT, MICH.

UNIV. OF DETROIT JESUIT HIGH SCHOOL

2022: Returning starting linebacker ... in 23 career games (14 starts), has compiled 88 tackles, 4.0 TFL, 2.0 sacks, one caused fumble, one PBU and two QB pressures ... registered 3+ tackles in 16 games, including a career-high nine against North Carolina A&T in 2021 ... carded a caused fumble against Pittsburgh in 2021 ... returned a blocked punt 32 yards for a TD against N.C. State in 2020 ... has played 1,205 snaps ... heading into 2022, has recorded 2+ tackles in 16 consecutive games.

2021: Academic All-ACC selection ... saw action in 12 games, making 11 starts ... finished fourth on the team in tackles with 59 ... added 2.0 TFL, 0.5 sacks, one PBU, one caused fumble and one QB pressure ... registered 3+ tackles in 11 games, including a season-high nine against North Carolina A&T ... logged 0.5 sacks versus Wake Forest ... tallied one QB pressure against North Carolina and one caused fumble against Pittsburgh ... on the field for 782 snaps.

2020: Played in all 11 games, making three starts against Georgia Tech, Miami and Florida State ... compiled 29 tackles, 2.0 TFL, 1.5 sacks and one QB pressure ... registered 3+ tackles in five games, including a season-high six against Florida State ... logged 1.0 sacks versus North Carolina ... recorded lone QB pressure against N.C. State ... returned a blocked punt 32 yards for a TD against N.C. State ... on the field for 423 snaps.

PRIOR TO DUKE: Lettered four years at University of Detroit Jesuit High School under coach Matthew Lewis ... consensus three-star prospect by *ESPN.com*, *247Sports.com* and *Rivals.com* ... listed by *Rivals.com* as the No. 57 outside linebacker nationally ... team captain, defensive player of the year, two-time all-city selection, and all-catholic pick ... named to the 2019 *Detroit Free Press* All-State First Team ... helped University of Detroit Jesuit to two state playoff appearances ... posted 10 sacks and six forced fumbles as a senior ... registered 85 tackles in junior season.

PERSONAL: Born March 5, 2002 ... majoring in psychology and pursuing a certificate in innovation & entrepreneurship... son of Dorian and Joi Mausi.

STATISTICS

2020

Opponent	Solo	Ast	Total	TFL	QBS	INT	PBU	CF	FR	QBH
Notre Dame	1	1	2	0.0-0	0.0-0	0	0	0	0	0
Boston College	0	1	1	0.0-0	0.0-0	0	0	0	0	0
Virginia	0	3	3	0.0-0	0.0-0	0	0	0	0	0
Virginia Tech	0	2	2	0.0-0	0.0-0	0	0	0	0	0
Syracuse	0	2	2	0.5-3	0.5-3	0	0	0	0	0
NC State	1	0	1	0.0-0	0.0-0	0	0	0	0	1
Charlotte	0	0	0	0.0-0	0.0-0	0	0	0	0	0
North Carolina	3	2	5	1.0-6	1.0-6	0	0	0	0	0
Georgia Tech ¹	3	1	4	0.0-0	0.0-0	0	0	0	0	0
Miami ²	1	2	3	0.0-0	0.0-0	0	0	0	0	0
Florida State ³	4	2	6	0.5-1	0.0-0	0	0	0	0	0

2021

Opponent	Solo	Ast	Total	TFL	QBS	INT	PBU	CF	FR	QBH
Charlotte ¹	2	3	5	0.5-2	0.0-0	0	0	0	0	0
North Carolina A&T ²	3	6	9	0.0-0	0.0-0	0	0	0	0	0
Northwestern ³	3	4	7	0.0-0	0.0-0	0	1	0	0	0
Kansas ⁴	1	3	4	0.5-1	0.0-0	0	0	0	0	0
North Carolina ⁵	2	1	3	0.0-0	0.0-0	0	0	0	0	1
Georgia Tech ⁶	0	5	5	0.0-0	0.0-0	0	0	0	0	0
Virginia ⁷	2	1	3	0.0-0	0.0-0	0	0	0	0	0
Wake Forest ⁸	1	3	4	0.5-3	0.5-3	0	0	0	0	0
Pittsburgh ⁹	4	4	8	0.0-0	0.0-0	0	0	1	0	0
Virginia Tech	0	2	2	0.5-1	0.0-0	0	0	0	0	0
Louisville ¹⁰	4	1	5	0.0-0	0.0-0	0	0	0	0	0
Miami ¹¹	1	3	4	0.0-0	0.0-0	0	0	0	0	0

Year	G/GS	Solo	Ast	Total	TFL	QBS	INT	PBU	CF	FR	QBH
2020	11/3	13	16	29	2.0-10	1.5-9	0	0	0	0	1
2021	12/11	23	36	59	2.0-7	0.5-3	0	1	1	0	1
Total	23/14	36	52	88	4.0-17	2.0-12	0	1	1	0	2

NOTE: Returned a blocked punt 32 yards for a TD at N.C. State, 2020



71 Maurice McIntyre

OL • 6-2, 319 • R-SR.

JACKSONVILLE, N.C.

NORTHSIDE HIGH SCHOOL

2022: Returning starter at left guard ... in 35 career games (14 starts), has played 1,261 snaps.

2021: Saw action in all 12 games, making 10 starts ... helped the offensive line finish sixth in the ACC in fewest sacks allowed with 27, while protecting an offense that accumulated 5,011 yards of total offense ... also created paths for RB Mataeo Durant to rush for a program single-season record 1,241 yards ... blocked for an aerial attack that threw for over 2,800+ yards for the 12th time in the last 13 seasons ... on the field for 602 snaps.

2020: Saw action in nine games, earning three starts ... missed the Syracuse and Florida State contests ... registered starting assignments against Boston College, Virginia and Virginia Tech ... helped block for an attack that averaged 379.7 yards of total offense per game ... created paths for RBs Durant and Deon Jackson to record four and two games with over 100+ rushing yards, respectively ... helped the Duke offense register 33 total TDs, including 19 via the ground game ... blocked for an aerial attack that threw for over 2,400+ yards ... on the field for 293 snaps.

2019: Saw action in all 12 games, making one start at North Carolina ... part of an offensive line unit that was named to the Midseason Honor Roll for the Joe Moore Award for the Most Outstanding Offensive Line Unit in College Football ... helped Duke's offensive line rank fifth in the ACC in sacks allowed and 15th nationally in TFL allowed ... blocked for an offense that averaged 329.7 yards per game and scored 37 TDs ... paved the way for the Duke offense to register 40+ points in three straight outings versus North Carolina A&T, Middle Tennessee and Virginia Tech ... on the field for 347 snaps.

2018: Played in two games ... saw action against N.C. Central and Temple ... on the field for 19 snaps.

PRIOR TO DUKE: Lettered three seasons at Northside under coach Kendrick Pollock ... served as team captain as a senior ... three-star prospect by *ESPN.com*, *Rivals.com* and *247Sports.com* ... listed as the No. 57 offensive guard in the nation by *ESPN.com* and the No. 61 offensive guard in the country by *247Sports.com* ... during senior year, helped Northside to a 6-6 record and berth in the North Carolina High School Athletic Association (NCHSAA) 3A playoffs ... missed entire junior campaign due to injury, suffering a season-ending dislocated left knee in a preseason scrimmage ... all-area pick as a sophomore by the *Jacksonville Daily News* ... named to the All-East Central 2-A all-conference squad following sophomore season ... as a freshman, helped the team to a 9-4 ledger, the 2A East Central title and a NCHSAA 2AA state playoff berth ... also participated in track and field.

PERSONAL: Born March 18, 1999 ... majoring in cultural anthropology while minoring in computer science ... son of Maurice Williams and Alesia McIntyre.



28 Dylan Merrell

DB • 6-1, 184 • SO.

ALPHARETTA, GA.

ALPHARETTA HIGH SCHOOL

2022: Returning defensive back.

2021: Did not see game action after suffering a season-ending shoulder injury in pre-season fall camp.

PRIOR TO DUKE: Lettered three years at Alpharetta under coach Jason Kervin ... three-star prospect by *ESPN.com*, *Rivals.com* and *247Sports.com* ... charted as the No. 58 safety in the nation and the No. 69 best overall prospect in Georgia by *Rivals.com* ... as a senior, recorded 37 tackles, 2.0 TFL, one INT and 11 PBUs ... rushed for 1,036 yards in prep career ... garnered both team offensive and defensive MVP honors his junior and senior seasons, respectively ... also lettered in track.

PERSONAL: Born November 19, 2003 ... son of Marc Harris and Carla Merrell.



63 Jacob Monk

OL • 6-3, 298 • SR.

CLAYTON, N.C.

CORINTH HOLDERS HIGH SCHOOL

2022: Returning starter at right guard ... preseason All-ACC selection by *Phil Steele* (4th team) ... in 35 career games (all starts), has played 2,411 snaps ... in 2019, became the first true freshman to start a season-opener along the offensive line since Bryan Morgan in 2007 ... enters 2022 as one of two returning starters with 2,400+ career snaps (Shaka Heyward: 2,527) ... on July 21, 22, represented Duke at the annual ACC Kickoff media event in Charlotte, N.C.

2021: Honorable Mention All-ACC selection ... started all 12 games at right guard ... helped the offensive line finish sixth in the ACC in fewest sacks allowed with 27, while protecting an offense that accumulated 5,011 yards of total offense ... also created paths for RB Mataeo Durant to rush for a program single-season record 1,241 yards ... blocked for an aerial attack that threw for over 2,800+ yards for the 12th time in the last 13 seasons ... on the field for 777 snaps.

2020: Started all 11 games at right guard ... helped block for an attack that averaged 379.7 yards of total offense per game ... created paths for RBs Durant and Deon Jackson to record four and two games with over 100+ rushing yards, respectively ... helped the Duke offense register 33 total TDs, including 19 via the ground game ... blocked for an aerial attack that threw for over 2,400+ yards ... on the field for 824 snaps.

2019: Started all 12 games at right offensive tackle ... part of an offensive line unit that was named to the Midseason Honor Roll for the Joe Moore Award for the Most Outstanding Offensive Line Unit in College Football ... helped Duke's offensive line rank fifth in the ACC in sacks allowed and 15th nationally in TFL allowed ... blocked for an offense that averaged 329.7 yards per game and scored 37 TDs ... paved the way for the Duke offense to register 40+ points in three straight outings versus North Carolina A&T, Middle Tennessee and Virginia Tech ... became the first true freshman to start a season-opener along the offensive line since Bryan Morgan in 2007 ... on the field for 809 snaps ... enrolled at Duke in January, 2019.

PRIOR TO DUKE: Lettered three years at Corinth Holders under coach Adam Khavari ... consensus three-star prospect by *ESPN.com*, *247Sports.com* and *Rivals.com* ... rated by *ESPN.com* as the No. 6 center in the country ... ranked as the No. 26 offensive guard in the country by *247Sports.com* and No. 35 by *Rivals.com* ... three-year team captain ... as a senior, recorded 88 pancake blocks ... in junior campaign, posted 25 pancake blocks along with 15 TFL and seven sacks ... selected to play in the Shrine Bowl of the Carolinas ... invited to the Pro Football Hall of Fame World All-Star Bowl ... three-time all-conference selection and two-time Team MVP ... as a junior and senior, named to the *USA Today* American Family Insurance All-USA North Carolina Team ... also lettered in track & field.

PERSONAL: Born June 4, 2001 ... double majoring in African & African American studies and political science ... son of Stanley and Chareen Monk ... father was a four-year letterwinner (1984-85-86-87) as a running back at Duke, rushed 294 times for 1,149 yards and eight TDs with a pair of 100-yard rushing outings against N.C. State (21-104; 1985) and Rutgers (25-130; 1987) and signed with the NFL's Dallas Cowboys following collegiate career ... late uncle, Quincy Monk, earned four letters (1998-99-2000-01) as a linebacker at the University of North Carolina, was selected in the seventh round of the NFL Draft by the New York Giants in 2002 and played three professional seasons with the Giants (2002-03) and Houston Texans (2004).



8 Jordan Moore

QB • 6-0, 195 • SO.
SYKESVILLE, MD.
LOYOLA BLAKEFIELD HIGH SCHOOL

2022: Returning quarterback ... in 10 career games, has completed nine-of-19 (.474) pass attempts for 95 yards with one TD ... added 44 rushes for 221 yards (5.02) and three TDs ... recorded career-highs of six pass completions, 12 pass attempts, 63 passing yards, 17 rushing attempts and 113 rushing yards versus Virginia Tech in 2021 ... tallied a career-long 36-yard pass completion to TE Cole Finney against Northwestern in 2021 ... accumulated a career-long 40-yard jaunt against the Hokies ... rushing scores came against North Carolina A&T, Northwestern and Virginia Tech in 2021 ... has played 85 snaps.

2021: Saw action in 10 games, missing the Pittsburgh and Miami contests ... was nine-of-19 (.474) passing for 95 yards with one TD ... added 44 rushes for 221 yards (5.02) and three TDs ... recorded season-highs of six pass completions, 12 pass attempts, 63 passing yards, 17 rushing attempts and 113 rushing yards versus Virginia Tech ... tallied a season-long 36-yard pass completion to TE Finney against Northwestern ... accumulated a season-long 40-yard jaunt against the Hokies ... scored rushing TDs against North Carolina A&T, Northwestern and Virginia Tech ... finished tied for ninth on freshmen chart for most rushing TDs in a season (3) and 14th for most rushing yards in a game (Virginia Tech, 113) ... on the field for 85 snaps ... enrolled at Duke in January, 2021.

PRIOR TO DUKE: Lettered four years at Loyola Blakefield under coach Anthony Zehy-oue ... three-star prospect by *ESPN.com*, *Rivals.com* and *247Sports.com* ... charted as the No. 26 and No. 27 dual threat quarterback in the nation by *ESPN.com* and *Rivals.com*, respectively ... listed as the No. 24, No. 26, and No. 27 best prospect in the state of Maryland by *247Sports.com*, *ESPN.com*, and *Rivals.com*, respectively ... in three-plus seasons (senior year cut short due to COVID-19 pandemic), recorded 3,410 passing yards and 36 passing TDs while rushing for 1,120 yards and 11 scores ... two-time all-metro team selection ... also lettered in basketball and track & field ... following senior year, named the recipient of the 30th annual Franklin D. Watkins Memorial Award, an honor presented to the nation's top African-American high school scholar-athlete, joining former Duke lettermen Zavier Carmichael, Rakavius Chambers, Matt Daniels, Mataeo Durant, Brandon Hill, Vince Oghobaase, and Deion Williams, along with current team members Jaylen Coleman, Michael Reese, and Wesley Williams as finalists for the award.

PERSONAL: Born April 18, 2002 ... son of Percy and Janice Moore ... father played soccer at Goucher College (1991-92-93-94), where he holds the all-time career goals (54) and points (133) records, single-game points record (eight vs. Arcadia and Gallaudet in 1991), single-game goals record (four vs. Arcadia in 1991), and goals in a season (16 in 1991 & 1992) mark.



20 Jaquez Moore

RB • 5-10, 195 • SO.
LIVE OAK, FLA.
SUWANNEE HIGH SCHOOL

2022: Returning running back ... in 11 career games, rushed five times for 12 yards (2.40) ... has played 174 snaps.

2021: Played in 11 games, missing action against Miami ... totaled five rushes for 12 yards (2.40) ... recorded a season-high four carries for nine yards at Virginia ... on the field for 174 snaps, primarily on special teams.

PRIOR TO DUKE: Lettered four years at Suwannee under coach Kyler Hall ... three-star prospect by *ESPN.com* and *247Sports.com* ... charted as the No. 80 athlete in the nation by *247Sports.com* ... rushed 351 times for 2,591 yards and 49 TDs in prep career ... added 38 receptions for 611 yards with eight TDs ... during senior season, accumulated 1,269 passing yards with 16 TDs ... guided Suwannee to an 8-3 mark and a second-round berth in the Class 5A playoffs in 2021 ... named *Lake City Reporter's* Offensive Player of the Year ... also competed in weight lifting, was a state qualifier in the 183 weight class, and helped the team to back-to-back district and regional titles.

PERSONAL: Born July 19, 2003 ... son of Anthony Lee and Janet Moore ... cousin, John Perry, lettered in football (2010-13) at Tusculum University.

STATISTICS

2021

Opponent	C-A	Pct.	Yds	TD-INT	Lg	Rush	Yds	Lg	TD
Charlotte	0-0	-	0	0-0	-	1	38	38	0
North Carolina A&T	1-4	.250	-4	0-0	-4	3	18	11	1
Northwestern	1-1	1.000	36	0-0	36	11	37	9	1
Kansas	0-0	-	0	0-0	-	2	6	6	0
North Carolina	0-0	-	0	0-0	-	4	-3	5	0
Georgia Tech	0-0	-	0	0-0	-	1	-1	-1	0
Virginia	0-0	-	0	0-0	-	1	3	3	0
Wake Forest	0-0	-	0	0-0	-	3	6	3	0
Pittsburgh		- DNP -							
Virginia Tech	6-12	.500	63	1-0	28	17	113	40	1
Louisville	1-2	.500	0	0-0	0	1	4	4	0
Miami		- DNP -							

Year	G/GS	Comp	Att	Pct.	Yards	TD	INT	Lg
2021	10/0	9	19	.474	95	1	0	36
Total	10/0	9	19	.474	95	1	0	36

Year	G/GS	Rush	Yards	Avg.	TD	Lg
2021	10/0	44	221	5.02	3	40
Total	10/0	44	221	5.02	3	40



23 Terry Moore

RB • 6-1, 192 • FR.
WASHINGTON, N.C.
WASHINGTON HIGH SCHOOL

2022: Returning running back ... enrolled at Duke in January, 2022

PRIOR TO DUKE: Lettered two seasons at Washington HS under coach Perry Owens ... rated a three-star prospect by *ESPN.com*, *247Sports.com* and *Rivals.com* ... ranked as the No. 26 prospect from the state of North Carolina according to *Rivals.com* ... rushed for 4,935 yards and helped Washington to a 26-9 mark, including three state playoff appearances ... named back-to-back offensive player of the year, *NCPreps.com* First Team All-State and *HighSchool101.com* First Team All-State.

PERSONAL: Born January 22, 2004 ... son of Terry and Latisha Moore.



36 Nick Morris Jr.

LB • 6-3, 230 • SO.
AUSTIN, TEXAS
WESTLAKE HIGH SCHOOL

2022: Returning linebacker.

2021: Did not see game action ... enrolled at Duke in January, 2021.

PRIOR TO DUKE: Lettered two seasons (2018-19) at Fairfield College Prep (Conn.) and one season (2020) at Westlake under coach Todd Dodge ... three-star prospect by *ESPN.com* and *247Sports.com* ... charted as the No. 37 inside linebacker in the nation by *ESPN.com* ... compiled 220 tackles in prep career, including 23.0 sacks, three INTs, and four fumble recoveries ... named all-state and all-conference following junior season ... tabbed the *Austin American-Statesman* Central Texas Defensive Player of the Year ... also lettered in baseball.

PERSONAL: Born December 21, 2002 ... son of Nick and Katherine Morris ... father lettered in football at the University of Pennsylvania (1993-94-995) and helped the Quakers to a 24-game winning streak, two Ivy League championships and consecutive undefeated seasons in 1993 and 1994.



56 Steven Nahmias

OL • 6-3, 289 • FR.
DUNWOODY, GA.
MARIST SCHOOL

2022: Returning offensive lineman.

PRIOR TO DUKE: Lettered four years at Marist School under coach Alan Chadwick ... three-star prospect by *ESPN.com*, *Rivals.com* and *247Sports.com* ... charted as the No. 21 offensive lineman in the nation and the No. 65 prospect in the state of Georgia by *247Sports.com* ... helped Marist School compile a 45-7 overall record, including a state title during junior season ... named first team all-region, all-county, and all-state and second team all-state all-classes as a junior ... scored a TD on a fumble recovery in a win that helped secure Coach Chadwick's 400th win at Marist.

PERSONAL: Born October 4, 2003 ... son of David Nahmias and the late Catherine O'Neil ... father is a 1986 graduate of Duke's Trinity School ... uncle, Eddy Nahmias, earned his PhD in philosophy from Duke in 2001.



93 Anthony Nelson

DE • 6-2, 254 • GR.
TAMPA, FLA.
JESUIT HIGH SCHOOL (HARVARD)

2022: Graduate transfer from Harvard University ... in 24 career games with the Crimson, compiled 56 tackles, 11.0 TFL, 8.0 sacks, one PBU, six QB pressures and one blocked field goal.

PRIOR TO DUKE: Four-year member of the football program at Harvard University in 2018-19-20-21 (2020 season was canceled due to COVID-19) ... 2021 NFF Hampshire Honor Society member ... in 24 career games, compiled 56 tackles, 11.0 TFL, 8.0 sacks, one PBU, six QB pressures and one blocked field goal ... registered a career-high seven tackles against Princeton in 2019 ... garnered blocked field goal against Penn in 2021 ... carded one caused fumble versus Howard in 2019 ... lettered three years and started two at Jesuit under coach Matt Thompson ... collected defensive MVP and defensive line MVP team honors ... all-city, all-county and all-state selection.

PERSONAL: Born January 7, 2000 ... graduated from Harvard in May 2022, with a degree in government and psychology ... currently pursuing a master's in management studies from Duke's Fuqua School of Business ... son of Tony and Joli Nelson.



94 R.J. Oben

DE • 6-4, 255 • R-JR.

MONTCLAIR, N.J.

ST. PETERS HIGH SCHOOL

2022: Returning starting defensive end ... preseason All-ACC selection by *Athlon Sports* (4th team) ... in 25 career games (10 starts), has registered 30 tackles, 7.5 TFL, 5.0 sacks, one INT, three caused fumbles and eight QB pressures ... has recorded 2+ tackles in seven contests, including a career-best five against Charlotte and Pittsburgh in 2021 ... garnered a career-high 2.5 TFL against Charlotte in 2021 ... registered an INT versus Virginia Tech in 2021 ... posted a career-best three QB pressures against North Carolina in 2021 ... has played 664 snaps.

2021: Saw action in all 12 games, making 10 starts ... recorded 25 tackles, 7.0 TFL, 5.0 sacks, one INT, eight QB hurries and three caused fumbles ... earned 2+ tackles in six contests, including a season-best five versus Charlotte and Pittsburgh ... posted 1.0 TFL in five games, including a season-high 2.5 against Charlotte ... lone INT came against Virginia Tech ... finished second on the team in forced fumbles, earning one versus Charlotte, Virginia and Pittsburgh ... registered a season-high three QB pressures against North Carolina ... on the field for 568 snaps.

2020: Played in nine games, missing action against Syracuse and N.C. State ... totaled four tackles and 0.5 TFL ... recorded a season-high two tackles against Georgia Tech ... carded 0.5 TFL versus Virginia ... on the field for 72 snaps.

2019: Played in four games against Alabama, North Carolina A&T, Georgia Tech and Virginia before suffering a season-ending injury ... had surgery on October 21, 2019 to repair a left shoulder injury ... recorded lone tackle against North Carolina A&T ... on the field for 24 snaps.

PRIOR TO DUKE: Lettered three years at St. Peters HS under coach Rich Hansen ... consensus three-star prospect by *ESPN.com*, *247Sports.com* and *Rivals.com* ... rated as the No. 51 weakside defensive end nationally by *Rivals.com* and listed at No. 57 by *247Sports.com* ... the No. 124 defensive end nationally as ranked by *ESPN.com* ... third team *NJ.com* All-State selection following final campaign ... *USA Today* American Family Insurance All-USA New Jersey pick as a senior ... named to the *Hudson Reporter* All-Area High School Football Team as a senior ... two-time all-conference selection ... chosen to participate in the Pro Football Hall of Fame World Bowl ... during final campaign, recorded 28 tackles and 5.0 sacks ... also competed in track and field and was a three-time all-county pick in the discus.

PERSONAL: Born June 17, 2001 ... majoring in economics while minoring in African & African American studies ... son of Roman Oben and Linda Claude-Oben ... father currently serves as the NFL Vice President of Football Development after joining the league as the Director of Health & Safety in January 2015, was a four-year letterwinner (1992-93-94-95) on the football team at the University of Louisville and added three letters as a member of the track & field program before becoming a third round pick by the New York Giants in the 1996 NFL Draft, spending 12 years as an offensive tackle with the Giants (1996-99), Cleveland Browns (2000-01), Tampa Bay Buccaneers (2002-03) and San Diego Chargers (2004-07), starting on the Buccaneers' Super Bowl XXXVII championship team, and in 130 of 143 games during pro career, and earning induction into the University of Louisville Football Ring of Honor and Athletic Hall of Fame ... mother played volleyball at New York University ... in August, 2022 completed the Bloomberg Terminal Certification with a focus on global economics and all investment assets.

STATISTICS

2019

Opponent	Solo	Ast	Total	TFL	QBS	INT	PBU	CF	FR	QBH
Alabama	0	0	0	0.0-0	0.0-0	0	0	0	0	0
North Carolina A&T	0	1	1	0.0-0	0.0-0	0	0	0	0	0
Middle Tennessee	- DNP -									
Virginia Tech	- DNP -									
Pittsburgh	- DNP -									
Georgia Tech	0	0	0	0.0-0	0.0-0	0	0	0	0	0
Virginia	0	0	0	0.0-0	0.0-0	0	0	0	0	0
North Carolina	- DNP -									
Notre Dame	- DNP -									
Syracuse	- DNP -									
Wake Forest	- DNP -									
Miami	- DNP -									

2020

Opponent	Solo	Ast	Total	TFL	QBS	INT	PBU	CF	FR	QBH
Notre Dame	0	0	0	0.0-0	0.0-0	0	0	0	0	0
Boston College	0	1	1	0.0-0	0.0-0	0	0	0	0	0
Virginia	0	1	1	0.5-4	0.0-0	0	0	0	0	0
Virginia Tech	0	0	0	0.0-0	0.0-0	0	0	0	0	0
Syracuse	- DNP -									
NC State	- DNP -									
Charlotte	0	0	0	0.0-0	0.0-0	0	0	0	0	0
North Carolina	0	0	0	0.0-0	0.0-0	0	0	0	0	0
Georgia Tech	1	1	2	0.0-0	0.0-0	0	0	0	0	0
Miami	0	0	0	0.0-0	0.0-0	0	0	0	0	0
Florida State	0	0	0	0.0-0	0.0-0	0	0	0	0	0

2021

Opponent	Solo	Ast	Total	TFL	QBS	INT	PBU	CF	FR	QBH
Charlotte	3	2	5	2.5-7	1.0-4	0	0	1	0	2
North Carolina A&T ¹	0	1	1	0.0-0	0.0-0	0	0	0	0	0
Northwestern ²	1	2	3	0.0-0	0.0-0	0	0	0	0	0
Kansas ³	1	0	1	0.0-0	0.0-0	0	0	0	0	2
North Carolina ⁴	0	0	0	0.0-0	0.0-0	0	0	0	0	3
Georgia Tech ⁵	2	1	3	0.0-0	0.0-0	0	0	0	0	0
Virginia ⁶	1	0	1	1.0-4	1.0-4	0	0	1	0	0
Wake Forest	1	0	1	1.0-6	1.0-6	0	0	0	0	0
Pittsburgh ⁷	3	2	5	1.0-2	1.0-2	0	0	1	0	0
Virginia Tech ⁸	1	1	2	0.5-1	0.0-0	1	0	0	0	0
Louisville ⁹	1	0	1	1.0-6	1.0-6	0	0	0	0	0
Miami ¹⁰	0	2	2	0.0-0	0.0-0	0	0	0	0	1

Year	G/GS	Solo	Ast	Total	TFL	QBS	INT	PBU	CF	FR	QBH
2019	4/0	0	1	1	0.0-0	0.0-0	0	0	0	0	0
2020	9/0	1	3	4	0.5-4	0.0-0	0	0	0	0	0
2021	12/10	14	11	25	7.0-26	5.0-22	1	0	3	0	8
Total	25/10	15	15	30	7.5-30	5.0-22	1	0	3	0	8



6 Eli Pancol

WR • 6-3, 205 • SR.

PENDLETON, IND.

PENDLETON HEIGHTS HIGH SCHOOL

2022: Returning starting wide receiver ... in 35 career games (six starts), has compiled 47 catches for 565 yards (12.02) with five TDs and rushed seven times for 40 yards (5.71) and two scores ... has 14 career games with 2+ receptions, including a career-high five against Miami in 2020 ... garnered a career-best 78 receiving yards against Notre Dame in 2020, including a career-long 55-yard catch ... has played 1,112 snaps.

2021: Played in all 12 games, making six starts against Charlotte, Wake Forest, Pittsburgh, Virginia Tech, Louisville and Miami ... recorded 17 receptions for 233 yards (13.71) with one TD, to rank fourth on the team in both receptions and receiving yards ... registered 2+ receptions in six games, including a season-high three against Northwestern and Pittsburgh ... compiled a year-best 42 receiving yards versus Pittsburgh and a season-long 28-yard TD catch against Virginia Tech ... closed year with six consecutive multi-reception games ... on the field for 469 snaps.

2020: Played in all 11 games ... recorded 24 receptions for 241 yards (10.04) with one TD ... ranked fourth on the team in both receptions and receiving yards ... tallied four rush attempts for 20 yards (5.00) and one score ... posted 2+ receptions in seven games, including a season-high five against No. 9 Miami ... compiled a season-best 78 yards at Notre Dame, including a season-long 55-yard reception ... rushed twice for 27 yards, including a 22-yard TD versus North Carolina ... on the field for 352 snaps.

2019: Honorable Mention Freshman All-America selection by *Pro Football Focus* ... played in all 12 games ... caught six passes for 91 yards (15.17) and three TDs ... rushed three times for 20 yards (6.67) and one TD ... finished fifth on the team in scoring (24 points) ... had a season-high two receptions at Virginia ... logged receiving TDs against North Carolina A&T (39 yards), Middle Tennessee (11) and Virginia (23) ... lone rushing score covered three yards versus Georgia Tech ... on the field for 291 snaps ... enrolled at Duke in January, 2019.

PRIOR TO DUKE: Lettered two years at Pendleton Heights under coach Jed Richman ... consensus three-star prospect by *ESPN.com*, *247Sports.com* and *Rivals.com* ... consensus top-100 wide receiver nationally with rankings of No. 75 by *247Sports.com*, No. 91 by *Rivals.com* and No. 99 according to *ESPN.com* ... following senior year, named to the All-USA Central Indiana high school football Super Team, *Indiana Football Coaches Association All-State* team and *Associated Press All-Indiana* squad ... *Herald-Bulletin* Offense All-Area Player of the Year selection after senior season ... named to the all-area squads on offense and defense following junior campaign ... *Associated Press* Class 4A All-Indiana honorable mention selection as a wide receiver after junior campaign ... first team All-Hoosier Heritage Conference (HHC) selection at wide receiver as a junior and senior ... as a senior, caught 31 passes for 582 yards and a conference-leading 12 TDs as the Arabians went 8-3 ... during junior campaign, totaled 41 receptions for 834 yards and 17 TDs ... also lettered in basketball and track & field ... an All-HHC selection as a sophomore and was an honorable mention choice as a junior on the basketball team ... at the 2018 Indiana High School Athletic Association Boys State Track & Field Championships, placed third in the high jump with a personal-best leap of 6'8".

PERSONAL: Born July 7, 2000 ... majoring in visual and media studies ... son of Alison Pancol and Kevin Cherry, and the late John Hester.

STATISTICS

2019

Opponent	Rec	Yds	Lg	TD	Rush	Yds	Lg	TD
Alabama	0	0	0	0	0	0	0	0
North Carolina A&T	1	39	39	1	0	0	0	0
Middle Tennessee	1	11	11	1	0	0	0	0
Virginia Tech	0	0	0	0	0	0	0	0
Pittsburgh	0	0	0	0	0	0	0	0
Georgia Tech	0	0	0	0	2	12	9	1
Virginia	2	33	23	1	1	8	8	0
North Carolina	0	0	0	0	0	0	0	0
Notre Dame	1	4	4	0	0	0	0	0
Syracuse	1	4	4	0	0	0	0	0
Wake Forest	0	0	0	0	0	0	0	0
Miami	0	0	0	0	0	0	0	0

2020

Opponent	Rec	Yds	Lg	TD	Rush	Yds	Lg	TD
Notre Dame	3	78	55	0	0	0	0	0
Boston College	1	8	8	0	0	0	0	0
Virginia	0	0	0	0	0	0	0	0
Virginia Tech	4	32	13	0	0	0	0	0
Syracuse	3	22	14	0	1	4	4	0
NC State	1	2	2	0	0	0	0	0
Charlotte	0	0	0	0	0	0	0	0
North Carolina	3	24	12	0	2	27	22	1
Georgia Tech	2	25	15	0	0	0	0	0
Miami	5	22	10	0	1	-11	0	0
Florida State	2	28	26	1	0	0	0	0

2021

Opponent	Rec	Yds	Lg	TD	Rush	Yds	Lg	TD
Charlotte ¹	0	0	0	0	0	0	0	0
North Carolina A&T	2	35	18	0	0	0	0	0
Northwestern	3	38	16	0	0	0	0	0
Kansas	1	13	13	0	0	0	0	0
North Carolina	0	0	0	0	0	0	0	0
Georgia Tech	0	0	0	0	0	0	0	0
Virginia	2	19	13	0	0	0	0	0
Wake Forest ²	1	23	23	0	0	0	0	0
Pittsburgh	3	42	27	0	0	0	0	0
Virginia Tech ³	1	28	28	1	0	0	0	0
Louisville ⁴	2	20	14	0	0	0	0	0
Miami ⁵	2	15	9	0	0	0	0	0

Year	G/GS	Rec	Yards	Avg.	TD	Lg
2019	12/0	6	91	15.17	3	39
2020	11/0	24	241	10.04	1	55
2021	12/5	17	233	13.71	1	28
Total	35/5	47	565	12.02	5	55

Year	G/GS	Rush	Yards	Avg.	TD	Lg
2019	12/0	3	20	6.67	1	9
2020	11/0	4	20	5.00	1	22
2021	12/5	0	0	-	0	0
Total	35/5	7	40	5.71	2	22



53 Brian Parker II

OL • 6-5, 280 • FR.

CINCINNATI, OHIO

ST. XAVIER HIGH SCHOOL

2022: Incoming offensive lineman.

PRIOR TO DUKE: Lettered three years at St. Xavier under coach Steve Specht ... three-star prospect by *ESPN.com*, *Rivals.com* and *247Sports.com* ... charted as the No. 5 offensive center in the nation and the No. 26 prospect in the state of Ohio by *Rivals.com* ... helped St. Xavier compile a 29-8 overall record, including a state title during junior season ... named team captain as a senior and garnered back-to-back Greater Catholic League Offensive Lineman of the Year accolades ... tabbed a two-time first team GCL and all-district recipient, while earning first team all-state nods as a junior ... also lettered two seasons in lacrosse, helping the team to a 2021 regional championship.

PERSONAL: Born January 6, 2004 ... son of Brian and Elizabeth Parker Sr. ... paternal grandfather, Barry Parker, played basketball at Bucknell University (1952-53-54), leading the Bison in scoring during the 1952-53 and 1953-54 seasons with 265 and 311 points, respectively, and is listed twice under its all-time 30-plus point games (32, at Franklin & Marshall on March 3, 1954 and 30, at Colgate on March 7, 1953).



9 Kenzy Paul

DB • 6-0, 198 • FR.

LA PRAIRIE, QUEBEC, CANADA

MCCALLIE HIGH SCHOOL [TENN.]

2022: Incoming defensive back.

PRIOR TO DUKE: Lettered two seasons at College Charles-Lemoyne (CCL) in Canada and two seasons at McCallie in Chattanooga, Tenn. ... rated a three-star prospect by *ESPN.com*, *247Sports.com* and *Rivals.com* ... charted as the No. 47 athlete in the nation and the No. 17 prospect from the state of Tennessee according to *ESPN.com* ... recorded 51 tackles, five INTs, two sacks, one forced fumble, and 20 passes defended for McCallie ... added 845 receiving yards with 17 TDs ... helped McCallie to a 29-6 record, including back-to-back state championships during junior and senior year ... selected an All-State performer by the *Tennessee Football Coaches Association* and the *Tennessee Sports Writers Association* in 2021 ... voted Co-Defensive Player of the Year for the TSSAA DII-AAA East/Middle Region and was a *Chattanooga Times Free Press* 'Best of Preps' All-Area honoree ... also lettered in basketball and track & field.

PERSONAL: Born September 16, 2003 ... son of Paul Mackenzi and Iser Ne.



92

Aeneas Peebles

DT • 6-1, 288 • JR.

RALEIGH, N.C.

KNIGHTDALE HIGH SCHOOL

2022: Returning defensive tackle... in 22 career games (two starts), has compiled 29 tackles, 3.0 TFL, 2.0 sacks, and two QB pressures ... garnered 2+ tackles in nine games, including a career-best six against North Carolina A&T in 2021 ... posted a career-high 1.0 TFL against North Carolina A&T, Northwestern and North Carolina in 2021 ... earned a career-best two QB pressures against Northwestern in 2021 ... has played 407 snaps.

2021: Saw action in all 12 games, making two starts against Charlotte and North Carolina A&T ... registered 26 tackles, 3.0 TFL, 2.0 sacks, and two QB pressures ... compiled 2+ tackles in eight contests, including a season-high six against North Carolina A&T ... recorded a season-best 1.0 TFL in games with North Carolina A&T, Northwestern, and North Carolina ... posted a season-high two QB pressures against Northwestern ... on the field for 319 snaps.

2020: Played in 10 games, missing action against Georgia Tech ... totaled three tackles ... logged a season-high two tackles against North Carolina ... on the field for 88 snaps ... enrolled at Duke in January, 2020.

PRIOR TO DUKE: Lettered four years at Knightdale under coach Anthony Timmons ... consensus three-star prospect by *ESPN.com*, *247Sports.com* and *Rivals.com* ... listed by *Rivals.com* as the No. 48 defensive tackle in the nation and No. 15 overall prospect in the state of North Carolina ... compiled 195 tackles, 27 sacks, 20 QB hurries, and two blocked field goals over final two seasons ... 2019 Defensive 4A Player of the Year ... helped Knightdale to consecutive state playoff appearances ... also lettered two years in baseball.

PERSONAL: Born September 3, 2001 ... majoring in sociology and pursuing a certificate in policy journalism and media studies ... son of William and Gia Peebles ... father was a four-year letterwinner (1991-92-93-94) as a defensive lineman at Appalachian State University, earning All-America honors in 1994 by *The Sports Network* (1st), *Associated Press* (2nd) and *Football Gazette* (2nd), was a two-time First Team All-Southern Conference selection (1993, 1994), graduated in Top-10 for season TFL (23, 1994), QB pressures (24, 1994), and sacks (11.5, 1994), as well as career TFL (39) and QB pressures (51), and holds the program's single-game TFL record with six against East Tennessee State in 1994, and signed with the Charlotte Rage of the arena football league in 1996 ... mother earned four letters (1990-91-92-93) in softball at California State University Long Beach, earning two-time All-Big West honors in 1990 (HM) and 1993 (1st), was a four-time College World Series participant, graduated ninth in career at bats (694), and was the first Black female to play for the program, signed as a free agent with the Durham Dragons of the Women's Pro Softball League for inaugural season (1997), and served one year as head coach for North Carolina Central University, leading team to 1999 CIAA title ... maternal grandfather, Doug Wilkerson, was a four-year letterwinner (1965, 1967-68-69) as an offensive and defensive lineman at North Carolina Central University, earning two-time First Team All-America honors by *American Football Coaches Association* (1968-69), *Pittsburgh Courier* (1968-69) and *National Association of Intercollegiate Athletics* (1969), three-time First Team All-CIAA selection (1967-68-69), selected in the first round as the 14th overall pick of the 1970 NFL Draft by the Houston Oilers becoming NCCU's highest NFL draft pick, 14-year NFL veteran (1970-84; 204 career games) playing mostly with the San Diego Chargers, appeared in three consecutive Pro Bowls (1981-82-83) garnering First Team All-Pro Bowl and All-NFL Team honors in 1982, inducted into the San Diego Chargers Hall of Fame in 2000, as well as NCCU's Athletics Hall of Fame in 1984, North Carolina Sports Hall of Fame in 2002, Fayetteville, N.C. Sports Hall of Fame in 2003, Breitbart Athletic Foundation Hall of Fame in 2008, and Black College Football Hall of Fame in 2014, served as a part-time Duke football assistant coach in the spring of 1971.

STATISTICS

2020

Opponent	Solo	Ast	Total	TFL	QBS	INT	PBU	CF	FR	QBH
Notre Dame	0	0	0	0.0-0	0.0-0	0	0	0	0	0
Boston College	0	0	0	0.0-0	0.0-0	0	0	0	0	0
Virginia	0	0	0	0.0-0	0.0-0	0	0	0	0	0
Virginia Tech	0	0	0	0.0-0	0.0-0	0	0	0	0	0
Syracuse	0	0	0	0.0-0	0.0-0	0	0	0	0	0
NC State	0	0	0	0.0-0	0.0-0	0	0	0	0	0
Charlotte	0	1	1	0.0-0	0.0-0	0	0	0	0	0
North Carolina	1	1	2	0.0-0	0.0-0	0	0	0	0	0
Georgia Tech	- DNP -									
Miami	0	0	0	0.0-0	0.0-0	0	0	0	0	0
Florida State	0	0	0	0.0-0	0.0-0	0	0	0	0	0

2021

Opponent	Solo	Ast	Total	TFL	QBS	INT	PBU	CF	FR	QBH
Charlotte ¹	0	2	2	0.0-0	0.0-0	0	0	0	0	0
North Carolina A&T ²	1	5	6	1.0-1	0.0-0	0	0	0	0	0
Northwestern	1	0	1	1.0-2	1.0-2	0	0	0	0	2
Kansas	0	2	2	0.0-0	0.0-0	0	0	0	0	0
North Carolina	1	0	1	1.0-10	1.0-10	0	0	0	0	0
Georgia Tech	0	2	2	0.0-0	0.0-0	0	0	0	0	0
Virginia	1	0	1	0.0-0	0.0-0	0	0	0	0	0
Wake Forest	1	1	2	0.0-0	0.0-0	0	0	0	0	0
Pittsburgh	1	2	3	0.0-0	0.0-0	0	0	0	0	0
Virginia Tech	0	0	0	0.0-0	0.0-0	0	0	0	0	0
Louisville	0	4	4	0.0-0	0.0-0	0	0	0	0	0
Miami	0	2	2	0.0-0	0.0-0	0	0	0	0	0

Year	G/GS	Solo	Ast	Total	TFL	QBS	INT	PBU	CF	FR	QBH
2020	10/0	1	2	3	0.0-0	0.0-0	0	0	0	0	0
2021	12/2	6	20	26	3.0-13	2.0-12	0	0	0	0	2
Total	22/2	7	22	29	3.0-13	2.0-12	0	0	0	0	2



52

Addison Penn

OL • 6-3, 305 • R-SO.

SOUTHLAKE, TEXAS

CARROLL SENIOR HIGH SCHOOL

2022: Returning offensive lineman ... has seen action in five career games, including one start at North Carolina in 2021 ... played 71 snaps.

2021: Played in five games against North Carolina A&T, North Carolina, Virginia, Pittsburgh and Virginia Tech ... earned his first collegiate start at center at North Carolina ... on the field for 71 snaps.

2020: Did not see game action.

PRIOR TO DUKE: Lettered three years at Carroll Senior under coach Riley Dodge ... consensus three-star prospect by *ESPN.com*, *247Sports.com* and *Rivals.com* ... ranked by *247Sports.com* as the No. 18 offensive center nationally ... was a two-time unanimous first team all-district selection ... named a Padilla Poll all-state honoree (junior year), while also receiving second team *Dallas Morning News* all-state recognition (senior year) ... helped Carroll to a 36-6 record and three trips to the state playoffs ... also lettered in track & field with a focus on discus and shotput.

PERSONAL: Born November 3, 2001 ... majoring in public policy while minoring in African & African American studies ... son of Sean and Michele Penn.



75 Calib Perez

OL • 6-5, 303 • R-SO.
PEARLAND, TEXAS
GLENDA DAWSON HIGH SCHOOL

2022: Returning offensive lineman ... in four career games, has played 41 snaps.

2021: Played in four games against North Carolina A&T, Virginia, Pittsburgh and Virginia Tech ... on the field for 41 snaps.

2020: Did not see game action.

PRIOR TO DUKE: Lettered three years at Glenda Dawson under coaches Eric Wells and Mike Allison ... consensus three-star prospect by *ESPN.com*, *247Sports.com* and *Rivals.com* ... ranked by *247Sports.com* as the No. 78 offensive tackle in the nation ... first team all-district selection ... helped Glenda Dawson to a record of 22-11 record and three postseason appearances ... also lettered four years in track & field.

PERSONAL: Born March 14, 2002 ... majoring in psychology while minoring in neuroscience and pursuing a certificate in markets and management ... son of Abel and Melody Perez.



26 Joshua Pickett

DB • 6-0, 186 • SO.
DEMOREST, GA.
HABERSHAM CENTRAL HIGH SCHOOL

2022: Returning defensive back ... in 11 career games, recorded five tackles, including a career-high three against Northwestern in 2021 ... has played 120 snaps.

2021: Played in 11 games, missing action against Northwestern ... registered five tackles ... earned a season-high three tackles against Northwestern ... on the field for 120 snaps ... enrolled at Duke in January, 2021.


PRIOR TO DUKE: Lettered four years at Habersham Central under coach Benji Harrison ... three-star prospect by *ESPN.com*, *Rivals.com* and *247Sports.com* ... charted as the No. 85 overall prospect in Georgia by *ESPN.com* ... named the Region 8-AAAAAA Two-Way Player of the Year and Class 6A defensive honorable mention by *The Atlanta Journal-Constitution* ... also lettered in basketball and track.

PERSONAL: Born October 3, 2002 ... son of Harold and Angelia Pickett ... cousin, Ryan Crawford, played football at Davidson College (1997-98-99-2000) and is currently the Assistant Coach working primarily with the safeties at the United States Naval Academy ... cousin, Daniel Pickett, lettered in football at the U.S. Air Force Academy (2009-10-11-12).

STATISTICS

2021										
Opponent	Solo	Ast	Total	TFL	QBS	INT	PBU	CF	FR	QBH
Charlotte	0	0	0	0.0-0	0.0-0	0	0	0	0	0
North Carolina A&T	2	1	3	0.0-0	0.0-0	0	0	0	0	0
Northwestern	- DNP -									
Kansas	0	0	0	0.0-0	0.0-0	0	0	0	0	0
North Carolina	0	1	1	0.0-0	0.0-0	0	0	0	0	0
Georgia Tech	0	0	0	0.0-0	0.0-0	0	0	0	0	0
Virginia	0	0	0	0.0-0	0.0-0	0	0	0	0	0
Wake Forest	0	0	0	0.0-0	0.0-0	0	0	0	0	0
Pittsburgh	1	0	1	0.0-0	0.0-0	0	0	0	0	0
Virginia Tech	0	0	0	0.0-0	0.0-0	0	0	0	0	0
Louisville	0	0	0	0.0-0	0.0-0	0	0	0	0	0
Miami	0	0	0	0.0-0	0.0-0	0	0	0	0	0

Year	G/GS	Solo	Ast	Total	TFL	QBS	INT	PBU	CF	FR	QBH
2021	11/0	3	2	5	0.0-0	0.0-0	0	0	0	0	0
Total	11/0	3	2	5	0.0-0	0.0-0	0	0	0	0	0



77 Justin Pickett

OL • 6-7, 316 • SO.
CARMEL, IND.
CARMEL HIGH SCHOOL

2022: Returning offensive lineman ... in one career game, has played 11 snaps.

2021: Recipient of the program's Sonny Falcone Iron Duke Award, an honor presented annually to offensive, defensive and developmental program members for their year-round commitment to strength training and conditioning ... played in one game against North Carolina A&T ... on the field for 11 snaps.

PRIOR TO DUKE: Lettered three years at Carmel under coach John Hebert ... three-star prospect by *ESPN.com*, *Rivals.com* and *247Sports.com* ... helped Carmel compile a 39-14 overall record, including a state title during junior season ... named team captain as a senior and garnered first team All-Metropolitan Interscholastic Conference honors while being tabbed to the *Indianapolis Star* Super Team ... also lettered in basketball.

PERSONAL: Born December 20, 2002 ... son of Jeff and Cassy Pickett ... mother lettered four years in volleyball at Ball State University (1991-92-93-94) and is enshrined in the school's hall of fame ... brother, Jakob, is a current member of the Siena Heights University volleyball team ... uncle, Greg Pickett, played basketball at Indiana Wesleyan University (1993-94-95) ... uncle, Brad Pickett, played basketball at Moorhead State University (1995-96-97) ... cousin, Bryan Bullington, lettered in baseball at Ball State University (2000-01-02) and was the No. 1 overall pick in the 2002 MLB Draft by the Pittsburgh Pirates.



59 Michael Reese

DE • 6-3, 259 • JR.
NASHVILLE, TENN.
CANE RIDGE HIGH SCHOOL

2022: Returning defensive end ... in 14 career games (one start), has compiled 16 tackles, 1.0 TFL, 1.0 sacks and two QB pressures ... earned 2+ tackles in five games, including a career-high three against Wake Forest in 2021 ... has played 326 snaps.

2021: Saw action in all 12 games, making one start against Charlotte ... registered 15 tackles, 1.0 TFL, 1.0 sacks and two QB pressures ... posted 2+ tackles in five contests, including a season-best three against Wake Forest ... earned lone TFL against Virginia ... compiled a QB hurry against Charlotte and Virginia ... on the field for 317 snaps.

2020: Played in two games against Virginia Tech and North Carolina, earning one tackle against the Tar Heels ... on the field for nine snaps ... enrolled at Duke in January, 2020.

PRIOR TO DUKE: Lettered three years at Cane Ridge under coach Eddie Woods ... consensus three-star prospect by *ESPN.com*, *247Sports.com* and *Rivals.com* ... charted by *247Sports.com* as the No. 78 defensive tackle in the nation ... ranked by *ESPN.com* as the No. 31 overall prospect and No. 4 defensive tackle in the state of Tennessee ... compiled 85 tackles, 25 TFL, 11 sacks, one forced fumble, and two fumble recoveries over final two seasons ... three-time all-region honoree, two-time all-city selection and two-time region

defensive player of the year ... also tabbed the all-city lineman of the year, while being named a Hume Award finalist ... helped Cane Ridge to four straight state playoff appearances ... finalist for the Franklin D. Watkins Memorial Award, an honor presented to the nation's top African-American high school scholar-athlete, joining former Duke lettermen Zavier Carmichael, Rakavius Chambers, Matt Daniels, Mataeo Durant, Brandon Hill, Vince Oghobaase and Deion Williams, along with current team members Jaylen Coleman, Jordan Moore, and Wesley Williams as finalists for the award.

PERSONAL: Born October 10, 2001 ... majoring in environmental sciences while minoring in earth and ocean studies and African & African American studies ... son of James and Dawn Reese.

STATISTICS

2020										
Opponent	Solo	Ast	Total	TFL	QBS	INT	PBU	CF	FR	QBH
Notre Dame		- DNP -								
Boston College		- DNP -								
Virginia		- DNP -								
Virginia Tech	0	0	0	0.0-0	0.0-0	0	0	0	0	0
Syracuse		- DNP -								
NC State		- DNP -								
Charlotte		- DNP -								
North Carolina	1	0	1	0.0-0	0.0-0	0	0	0	0	0
Georgia Tech		- DNP -								
Miami		- DNP -								
Florida State		- DNP -								

2021										
Opponent	Solo	Ast	Total	TFL	QBS	INT	PBU	CF	FR	QBH
Charlotte ¹	2	0	2	0.0-0	0.0-0	0	0	0	0	1
North Carolina A&T	1	1	2	0.0-0	0.0-0	0	0	0	0	0
Northwestern	0	0	0	0.0-0	0.0-0	0	0	0	0	0
Kansas	0	2	2	0.0-0	0.0-0	0	0	0	0	0
North Carolina	0	0	0	0.0-0	0.0-0	0	0	0	0	0
Georgia Tech	0	1	1	0.0-0	0.0-0	0	0	0	0	0
Virginia	1	0	1	1.0-1	1.0-1	0	0	0	0	1
Wake Forest	2	1	3	0.0-0	0.0-0	0	0	0	0	0
Pittsburgh	0	1	1	0.0-0	0.0-0	0	0	0	0	0
Virginia Tech	0	1	1	0.0-0	0.0-0	0	0	0	0	0
Louisville	0	0	0	0.0-0	0.0-0	0	0	0	0	0
Miami	1	1	2	0.0-0	0.0-0	0	0	0	0	0

Year	G/GS	Solo	Ast	Total	TFL	QBS	INT	PBU	CF	FR	QBH
2020	2/0	1	0	1	0.0-0	0.0-0	0	0	0	0	0
2021	12/1	7	8	15	1.0-1	1.0-1	0	0	0	0	2
Total	14/1	8	8	16	1.0-1	1.0-1	0	0	0	0	2



O Chandler Rivers

DB • 5-10, 182 • FR.
BEAUMONT, TEXAS
BEAUMONT UNITED HIGH SCHOOL

2022: Incoming defensive back... enrolled at Duke in January, 2022

PRIOR TO DUKE: Lettered four years at Beaumont United under coach Marcus Graham ... tabbed a three-star prospect by *ESPN.com*, *247Sports.com* and *Rivals.com* ... ranked as the No. 51 cornerback in the nation and the No. 78 prospect from the state of Texas according to *ESPN.com* ... totaled 307+ tackles, 25 INT, 40 PBUs, two sacks, six forced fumbles and 11 fumbles recoveries ... recorded 85 receptions for 1,715+ yards, 20 rushes for 600+ yards and added 31 total TDs during career ... helped lead Beaumont United to three state playoff appearances ... named two-time first team all-district as a defensive back, first team Super Gold as a defensive back and second team Super Gold as a wide receiver ... selected the 9-5A district unanimous multi-purpose player of the year during junior season ... also lettered four years in track & field, finished second in the state in the long jump, and two years in basketball, leading team to a 5A Texas state championship in 2021.

PERSONAL: Born October 17, 2003 ... son of Derrick and Cheryl Rivers.



1 Jontavis Robertson

WR • 5-11, 193 • JR.
GRAY, GA.
JONES COUNTY HIGH SCHOOL

2022: Returning wide receiver... in 23 career games, has caught 21 passes for 140 yards (6.67) and recorded eight punt returns for 68 yards (8.50) ... registered a career-high five receptions against Georgia Tech and Louisville in 2021 ... tallied a career-high 41 receiving yards against Louisville in 2021 ... has played 310 snaps.

2021: Played in all 12 games ... totaled 17 receptions for 115 yards (6.76) and one rush for four yards ... also returned one punt for 13 yards against Pittsburgh ... caught a season-high five passes against both Georgia Tech (31 yards and Louisville (41 yards) ... on the field for 202 snaps.

2020: Played in all 11 games ... caught four passes for 25 yards (6.25) ... recorded seven punt returns for 55 yards (7.86) ... registered a season-high two receptions against Miami ... earned a season-best 13 yards against Notre Dame in first collegiate game ... returned a season-high two punts against Syracuse and North Carolina ... posted a season-best 21 punt return yards against Charlotte ... on the field for 108 snaps.

PRIOR TO DUKE: Lettered three years at Jones County under coach Justin Rogers and Mike Chastain ... consensus three-star prospect by *ESPN.com*, *247Sports.com* and *Rivals.com* ... compiled 2,502 receiving yards and 23 TDs during final three seasons ... also registered 253 rushing yards with six TDs as well as two punt returns for TDs ... 2019 Region 4AAAAA All-Region Athlete of the Year and three-time first team all-region selection ... helped Jones County to four straight state playoff appearances ... also lettered in track & field.

PERSONAL: Born June 6, 2002 ... majoring in cultural anthropology and pursuing a certificate in markets and management ... son of Demetrius White.

STATISTICS

2020									
Opponent	Rec	Yds	Lg	TD	Rush	Yds	Lg	TD	
Notre Dame	1	13	13	0	0	0	0	0	
Boston College	0	0	0	0	0	0	0	0	
Virginia	1	4	4	0	0	0	0	0	
Virginia Tech	0	0	0	0	0	0	0	0	
Syracuse	0	0	0	0	0	0	0	0	
NC State	0	0	0	0	0	0	0	0	
Charlotte	0	0	0	0	0	0	0	0	
North Carolina	0	0	0	0	0	0	0	0	
Georgia Tech	0	0	0	0	0	0	0	0	
Miami	2	8	6	0	0	0	0	0	
Florida State	0	0	0	0	0	0	0	0	

Opponent	KOR	Yds	Lg	TD	PR	Yds	Lg	TD
Notre Dame	0	0	0	0	0	0	0	0
Boston College	0	0	0	0	0	0	0	0
Virginia	0	0	0	0	0	0	0	0
Virginia Tech	0	0	0	0	0	0	0	0
Syracuse	0	0	0	0	2	5	3	0
NC State	0	0	0	0	1	10	0	0
Charlotte	0	0	0	0	1	21	21	0
North Carolina	0	0	0	0	2	20	15	0
Georgia Tech	0	0	0	0	0	0	0	0
Miami	0	0	0	0	0	0	0	0
Florida State	0	0	0	0	1	-1	0	0

2021

Opponent	Rec	Yds	Lg	TD	Rush	Yds	Lg	TD
Charlotte	1	0	0	0	0	0	0	0
North Carolina A&T	0	0	0	0	0	0	0	0
Northwestern	1	10	10	0	0	0	0	0
Kansas	0	0	0	0	0	0	0	0
North Carolina	0	0	0	0	0	0	0	0
Georgia Tech	5	31	17	0	1	4	4	0
Virginia	3	24	18	0	0	0	0	0
Wake Forest	1	4	4	0	0	0	0	0
Pittsburgh	0	0	0	0	0	0	0	0
Virginia Tech	0	0	0	0	0	0	0	0
Louisville	5	41	14	0	0	0	0	0
Miami	1	5	5	0	0	0	0	0

Opponent	KOR	Yds	Lg	TD	PR	Yds	Lg	TD
Charlotte	0	0	0	0	0	0	0	0
North Carolina A&T	0	0	0	0	0	0	0	0
Northwestern	0	0	0	0	0	0	0	0
Kansas	0	0	0	0	0	0	0	0
North Carolina	0	0	0	0	0	0	0	0
Georgia Tech	0	0	0	0	0	0	0	0
Virginia	0	0	0	0	0	0	0	0
Wake Forest	0	0	0	0	0	0	0	0
Pittsburgh	1	13	13	0	0	0	0	0
Virginia Tech	0	0	0	0	0	0	0	0
Louisville	0	0	0	0	0	0	0	0
Miami	0	0	0	0	0	0	0	0

Year	G/GS	Rec	Yards	Avg.	TD	Lg
2020	11/0	4	25	6.25	0	13
2021	12/0	17	115	6.76	0	18
Total	23/0	21	140	6.67	0	18

Year	G/GS	Rush	Yards	Avg.	TD	Lg
2020	11/0	0	0	-	0	-
2021	12/0	1	4	4.00	0	4
Total	23/0	1	4	4.00	0	4

Year	G/GS	PR	Yards	Avg.	TD	Lg
2020	11/0	7	55	7.86	0	21
2021	12/0	0	0	-	0	0
Total	23/0	7	55	7.86	0	21

Year	G/GS	KOR	Yards	Avg.	TD	Lg
2020	11/0	0	0	-	0	0
2021	12/0	1	13	13.00	0	13
Total	23/0	1	13	13.00	0	13



26 William Robertson

WR • 6-1, 186 • JR.

MONTGOMERY, ALA.

MONTGOMERY ACADEMY

2022: Returning wide receiver ... has seen action in one game for one snap.

2021: Did not see game action.

2020: Played in one game against Charlotte ... on the field for one snap.

PRIOR TO DUKE: Lettered four years at Montgomery Academy under head coach Gary Nelson ... reached the state playoffs all four seasons ... totaled 122 catches for 1,981 receiving yards and 18 TDs ... first team all-city and all-metro as a junior and senior ... named second-team all-state after amassing 900 receiving yards and eight TDs as a senior ... graduated as the school record holder for receptions in a season (62), career receptions (122) and career reception yards (1,981) ... also recorded 68 and 89 tackles, respectively, during junior and senior seasons ... added three INTs as a senior ... team captain as a junior and senior.

PERSONAL: Born December 11, 2001 ... son of John (Doug) and Cathryn Robertson ... mother played tennis at Methodist University (1992-93) ... father graduated from Duke in 1992.



99 Christian Rorie

DT • 6-6, 302 • R-JR.

RALEIGH, N.C.

ENLOE HIGH SCHOOL

2022: Returning defensive tackle ... in 18 career games, has compiled 18 tackles, 0.5 TFL and one QB hurry ... registered a career-high four tackles against Charlotte in 2021 ... has played 236 snaps.

2021: Played in 11 games, missing action against Pittsburgh ... recorded 14 tackles and one QB pressure ... registered a season-high four tackles and one QB pressure in season-opener at Charlotte ... added three tackles against both North Carolina A&T and Virginia Tech ... on the field for 182 snaps.

2020: Played in seven games, seeing action against Virginia, Syracuse, N.C. State, Charlotte, North Carolina, Miami and Florida State ... totaled four tackles, including 0.5 TFL ... recorded a season-high two tackles at Virginia ... also added one tackle against Syracuse and North Carolina ... on the field for 54 snaps.

2019: Did not see game action.

PRIOR TO DUKE: Lettered four years at Enloe under coach Ken Blocker ... consensus three-star prospect by *ESPN.com*, *Rivals.com* and *247Sports.com* ... the No. 54 strongside defensive end in the country as ranked by *Rivals.com* ... ranked by *ESPN.com* as the No. 76 defensive end in the country ... as a senior, named to the *HighSchoolOT.com's* All-East Football Team ... named to the Cap 7 all-conference squad as a junior and senior ... as a freshman, Enloe went 0-11 before helping the program turn things around to begin senior season with a mark of 8-0 start, a first in program history ... as a senior, totaled 78 tackles, 17.0 TFL and 9.0 sacks ... during junior campaign, tallied 48 tackles with 6.0 TFL and 5.0 sacks ... as a sophomore, carded 33 tackles, 8.0 TFL and 3.0 sacks.

PERSONAL: Born October 30, 2000 ... majoring in political science while minoring in African & African American studies and pursuing a certificate in markets and management ... son of Douglas Turner and Felisha Rorie-Parson.

STATISTICS

2020	Opponent	Solo	Ast	Total	TFL	QBS	INT	PBU	CF	FR	QBH
	Notre Dame			- DNP -							
	Boston College			- DNP -							
	Virginia	0	2	2	0.5-3	0.0-0	0	0	0	0	0
	Virginia Tech			- DNP -							
	Syracuse	1	0	1	0.0-0	0.0-0	0	0	0	0	0
	NC State	0	0	0	0.0-0	0.0-0	0	0	0	0	0
	Charlotte	0	0	0	0.0-0	0.0-0	0	0	0	0	0
	North Carolina	0	1	1	0.0-0	0.0-0	0	0	0	0	0
	Georgia Tech			- DNP -							
	Miami	0	0	0	0.0-0	0.0-0	0	0	0	0	0
	Florida State	0	0	0	0.0-0	0.0-0	0	0	0	0	0

2021	Opponent	Solo	Ast	Total	TFL	QBS	INT	PBU	CF	FR	QBH
	Charlotte	2	2	4	0.0-0	0.0-0	0	0	0	0	1
	North Carolina A&T	0	3	3	0.0-0	0.0-0	0	0	0	0	0
	Northwestern	0	0	0	0.0-0	0.0-0	0	0	0	0	0
	Kansas	0	0	0	0.0-0	0.0-0	0	0	0	0	0
	North Carolina	0	0	0	0.0-0	0.0-0	0	0	0	0	0
	Georgia Tech	0	1	1	0.0-0	0.0-0	0	0	0	0	0
	Virginia	0	0	0	0.0-0	0.0-0	0	0	0	0	0
	Wake Forest	0	1	1	0.0-0	0.0-0	0	0	0	0	0
	Pittsburgh			- DNP -							
	Virginia Tech	2	1	3	0.0-0	0.0-0	0	0	0	0	0
	Louisville	0	1	1	0.0-0	0.0-0	0	0	0	0	0
	Miami	0	1	1	0.0-0	0.0-0	0	0	0	0	0

Year	G/GS	Solo	Ast	Total	TFL	QBS	INT	PBU	CF	FR	QBH
2019	0/0	0	0	0	0.0-0	0.0-0	0	0	0	0	0
2020	7/0	1	3	4	0.5-3	0.0-0	0	0	0	0	0
2021	11/0	4	10	14	0.0-0	0.0-0	0	0	0	0	1
Total	18/0	5	13	18	0.5-3	0.0-0	0	0	0	0	1



46 Mason Russell

TE • 6-2, 233 • R-JR.

WINDERMERE, FLA.

WINDERMERE PREPARATORY SCHOOL

2022: Returning tight end ... in 16 career games, has played 82 snaps.

2021: Played in all 12 games ... on the field for 78 snaps, primarily on special teams.

2020: Played in two games against Charlotte and Florida State ... on the field for two snaps.

2019: Played in the first two games of the season against Alabama and North Carolina A&T ... on the field for two snaps.

PRIOR TO DUKE: Four-year letterman at Windermere Prep for coach Jacob Doss ... three-year team captain who helped Windermere to a trio of state playoff appearances with two trips to the semifinals and one championship game ... totaled 129 tackles, 24.0 TFL, 5.5 sacks and one INT as a senior en route to earning all-state, all-conference and Florida Athletic Coaches Association District 3A Player of the Year accolades ... as a junior, recorded 133 tackles while earning all-district and all-conference honors ... received the Mr. Windermere Prep Award as a senior ... the school's first four-time Male Athlete of the Year ... a U.S. National Football Team member for the U16 and U17 squads, captaining the U17 club ... earned four additional letters as an outfielder on the baseball team.

PERSONAL: Born June 30, 2000 ... majoring in economics while minoring in Spanish ... son of Bobby and Molly Russell ... grandfather, Thomas Draper, was a three-year letterman (1962-63-64) for the Brown men's lacrosse team and was a member of the 1971 Brown Athletic Hall of Fame induction class after accounting for 123 goals and 39 assists for 162 points during career, earning a trio of All-New England honors (1962-63-64), as well as All-Ivy League and All-America accolades in 1964.



43 Rocky Shelton II

LB • 5-10, 221 • R-JR.

FORT LAUDERDALE, FLA.

ST. THOMAS AQUINAS HIGH SCHOOL

2022: Returning linebacker ... in 25 career games (eight starts), has compiled 38 tackles, 3.5 TFL, 1.5 sacks, one INT, one fumble recovery and one blocked punt ... has played 657 snaps.

2021: Was not a member of the program.

2020: Saw action in nine games, making eight starts ... recorded 35 tackles, 3.5 TFL, 1.5 sacks and one INT ... earned at least 3+ tackles in seven games ... posted a season-high eight tackles against N.C. State ... recorded a season-best 2.5 TFL and 1.5 sacks in the season-opener at Notre Dame ... earned lone INT against Virginia ... on the field for 530 snaps.

2019: Played in 12 games ... compiled three tackles, with a season-high two coming against Virginia ... registered lone fumble recovery against North Carolina A&T ... blocked one punt against the Aggies ... on the field for 106 snaps.

2018: Played in four games ... saw action against Virginia, Pittsburgh, Wake Forest and Temple ... on the field for 21 snaps.

PRIOR TO DUKE: Lettered four seasons at St. Thomas Aquinas under coach Roger Harriott ... charted a four-star prospect by *Rivals.com* ... listed as a three-star prospect by *ESPN.com* and *247Sports.com* ... tabbed the No. 21 inside linebacker in the nation by *Rivals.com* ... listed as the No. 36 outside linebacker nationally by *ESPN.com* ... three-time all-county selection ... part of a St. Thomas Aquinas program that captured the Florida High School Athletic Association Class 7A state title in 2014, 2015 and 2016 and advanced to the semifinals in 2017 as the Raiders compiled a four-year record of 53-7 ... four-time *MaxPreps* Defensive Player of the Game selection over final two prep seasons ... in final campaign, accumulated 99 tackles, 3.0 TFL, three PBUs, two fumble recoveries, one caused fumble and two blocked punts as the Raiders went 12-3 ... following junior year, named a third team *Associated Press* Florida All-State Class 7A selection after posting 86 tackles and two fumble recoveries ... as a sophomore, booked 36 tackles, 6.5 TFL, 3.0 sacks and one forced fumble as the Raiders ended the 2015 campaign ranked No. 7 in the nation by *MaxPreps*.

PERSONAL: Born March 13, 2000 ... majoring in political science and minoring in economics ... son of Darrell and Kimberly Shelton Sr. ... aunt, Dr. Todra Anderson Rhodes, is a 1986 graduate of Duke ... cousin, Cody Riggs, played football at the University of Florida (2010-11-12-13) and the University of Notre Dame (2014) and with the NFL's Tennessee Titans (2015-16) ... cousin, Gerald Riggs Jr., played football at the University of Tennessee (2002-03-04-05) and with the NFL's Miami Dolphins (2006) and Chicago Bears (2007) ... uncle, Gerald Riggs Sr., played football at Arizona State University (1978-79-80-81), was a first round selection of the Atlanta Falcons in the 1982 NFL Draft, was a member of the Washington Redskins' Super Bowl XXVI championship team, garnered three Pro Bowl selections (1985-86-87), earned induction in the Atlanta Falcons Ring of Honor and rushed for 8,188 career yards with 69 TDs.

STATISTICS

2018	Opponent	Solo	Ast	Total	TFL	QBS	INT	PBU	CF	FR	QBH
	Army West Point			- DNP -							
	Northwestern			- DNP -							
	Baylor			- DNP -							
	N.C. Central			- DNP -							
	Virginia Tech			- DNP -							
	Georgia Tech			- DNP -							
	Virginia	0	0	0	0.0-0	0.0-0	0	0	0	0	0
	Pittsburgh	0	0	0	0.0-0	0.0-0	0	0	0	0	0
	Miami			- DNP -							
	North Carolina			- DNP -							
	Clemson			- DNP -							
	Wake Forest	0	0	0	0.0-0	0.0-0	0	0	0	0	0
	Temple	0	0	0	0.0-0	0.0-0	0	0	0	0	0

2019

Opponent	Solo	Ast	Total	TFL	QBS	INT	PBU	CF	FR	QBH
Alabama	0	0	0	0.0-0	0.0-0	0	0	0	0	0
North Carolina A&T	0	1	1	0.0-0	0.0-0	0	0	0	1	0
Middle Tennessee	0	0	0	0.0-0	0.0-0	0	0	0	0	0
Virginia Tech	0	0	0	0.0-0	0.0-0	0	0	0	0	0
Pittsburgh	0	0	0	0.0-0	0.0-0	0	0	0	0	0
Georgia Tech	0	0	0	0.0-0	0.0-0	0	0	0	0	0
Virginia	0	2	2	0.0-0	0.0-0	0	0	0	0	0
North Carolina	0	0	0	0.0-0	0.0-0	0	0	0	0	0
Notre Dame	0	0	0	0.0-0	0.0-0	0	0	0	0	0
Syracuse	0	0	0	0.0-0	0.0-0	0	0	0	0	0
Wake Forest	0	0	0	0.0-0	0.0-0	0	0	0	0	0
Miami	0	0	0	0.0-0	0.0-0	0	0	0	0	0

2020

Opponent	Solo	Ast	Total	TFL	QBS	INT	PBU	CF	FR	QBH
Notre Dame ¹	3	1	4	2.5-13	1.5-11	0	0	0	0	0
Boston College ²	1	1	2	0.0-0	0.0-0	0	0	0	0	0
Virginia ³	0	3	3	0.0-0	0.0-0	1	0	0	0	0
Virginia Tech ⁴	0	6	6	0.0-0	0.0-0	0	0	0	0	0
Syracuse ⁵	1	0	1	0.0-0	0.0-0	0	0	0	0	0
NC State ⁶	3	5	8	0.5-2	0.0-0	0	0	0	0	0
Charlotte ⁷	4	3	7	0.0-0	0.0-0	0	0	0	0	0
North Carolina ⁸	1	2	3	0.5-1	0.0-0	0	0	0	0	0
Georgia Tech	- DNP -									
Miami	- DNP -									
Florida State	1	0	1	0.0-0	0.0-0	0	0	0	0	0

Year	G/GS	Solo	Ast	Total	TFL	QBS	INT	PBU	CF	FR	QBH
2018	4/0	0	0	0	0.0-0	0.0-0	0	0	0	0	0
2019	12/0	0	3	3	0.0-0	0.0-0	0	0	0	1	0
2020	9/8	14	21	35	3.5-16	1.5-11	1	0	0	0	0
2021	DNP										
Total	24/8	14	24	38	3.5-16	1.5-11	1	0	0	1	0

NOTE: Blocked one punt against North Carolina A&T, 2019



80 Matt Smith

TE • 6-5, 245 • R-JR.
NEEDHAM, MASS.
NEEDHAM HIGH SCHOOL

2022: Returning tight end ... in seven career games, has played 37 snaps.

2021: Played in season-opener at Charlotte before suffering a season-ending knee injury during the game ... underwent surgery to repair a torn right anterior cruciate ligament on Sept. 7, 2021 ... on the field for seven snaps.

2020: Played in six games against Virginia, Virginia Tech, Charlotte, Georgia Tech, Miami and Florida State ... on the field for 30 snaps.

2019: Did not see game action.

PRIOR TO DUKE: Lettered two years at Needham under coaches Doug Kopsco and David Duffy ... consensus three-star prospect by *ESPN.com*, *247Sports.com* and *Rivals.com* ... the No. 31 Y-tight end nationally as ranked by *ESPN.com* and the No. 51 tight end according to *247Sports.com* ... first team *Massachusetts Interscholastic Athletic Association* all-state selection at tight end after senior season ... *Massachusetts High School Football Coaches Association* all-state honoree as a wide receiver following final campaign ... *USA Today American Family Insurance All-USA Massachusetts Football Team* first team selection as a senior ... received *Boston Herald* and *Boston Globe* all-scholastic selections after final campaign ... Bay State Conference Co-MVP and all-star selection as a senior ... served as team captain as a senior, tallying 56 receptions for 1,043 yards and 12 TDs ... in Needham's Division 1 South Sectional

semifinal contest against Catholic Memorial, recorded seven catches for 179 yards and two TDs, including a 90-yard scoring reception on team's first drive of the game ... finished career against Wellesley on Thanksgiving Day, returning a kickoff 92 yards for a TD in a 14-13 victory ... as a junior, helped Needham to a 6-5 mark and the Bay State Conference title ... finished junior campaign with 37 receptions for 702 yards and five TDs and earned Bay State Conference all-star recognition ... also lettered three years in basketball and served as team captain as a senior ... earned one varsity letter as a freshman on the track team.

PERSONAL: Born September 7, 2000 ... majoring in public policy and pursuing a certificate in markets and management ... son of Tim and Michelle Smith ... mother played volleyball at Dickinson College (1986-87-88-89), served as a team captain in 1989 and ranks in the top 10 in program history in career blocks ... brother, Brendan, was a member of the football program at Boston College (2018-19-20-21).



40 Ryan Smith

DE • 6-2, 227 • JR.
ACWORTH, GA.
HARRISON HIGH SCHOOL

2022: Transitioned from linebacker to defensive end during the spring ... in 17 career games (one start), has 11 tackles, 1.0 TFL, 1.0 sacks, one PBU, and one caused fumble ... registered 2+ tackles in three contests, including a career-high three against Wake Forest and Miami in 2021 ... tallied caused fumble and PBU against Wake Forest in 2021 ... has played 171 snaps.

2021: Played in 10 games, making one start against Virginia Tech ... garnered 2+ tackles in three contests, including a season-high three against Wake Forest and Miami ... lone TFL and sack came versus Virginia ... registered one PBU and caused fumble against Wake Forest ... on the field for 107 snaps.

2020: Played in seven games ... saw action against Virginia Tech, Syracuse, Charlotte, North Carolina, Georgia Tech, Miami and Florida State ... recorded one tackle against Charlotte ... on the field for 64 snaps.

PRIOR TO DUKE: Lettered three years at Harrison under coach Matt Dickmann ... consensus three-star prospect by *ESPN.com*, *247Sports.com* and *Rivals.com* ... listed by *247Sports.com* as the No. 70 inside linebacker in the nation ... compiled 393 tackles, three sacks, three INT, four forced fumbles, and four PBUs ... named defensive player of the year, all-region and all-county ... helped Harrison to a 33-7 record over three-year career, including the state championship and 15-0 record in 2019 ... also lettered in track & field.

PERSONAL: Born September 17, 2002 ... majoring in sociology while minoring in political science and pursuing a certificate in markets and management ... son of Robert and Gwendolyn Smith.

STATISTICS

2020

Opponent	Solo	Ast	Total	TFL	QBS	INT	PBU	CF	FR	QBH
Notre Dame	- DNP -									
Boston College	- DNP -									
Virginia	- DNP -									
Virginia Tech	0	0	0	0.0-0	0.0-0	0	0	0	0	0
Syracuse	0	0	0	0.0-0	0.0-0	0	0	0	0	0
NC State	- DNP -									
Charlotte	1	0	1	0.0-0	0.0-0	0	0	0	0	0
North Carolina	0	0	0	0.0-0	0.0-0	0	0	0	0	0
Georgia Tech	0	0	0	0.0-0	0.0-0	0	0	0	0	0
Miami	0	0	0	0.0-0	0.0-0	0	0	0	0	0
Florida State	0	0	0	0.0-0	0.0-0	0	0	0	0	0

2021 Opponent	Solo	Ast	Total	TFL	QBS	INT	PBU	CF	FR	QBH
Charlotte		- DNP -								
North Carolina A&T	0	0	0	0.0-0	0.0-0	0	0	0	0	0
Northwestern		- DNP -								
Kansas	0	0	0	0.0-0	0.0-0	0	0	0	0	0
North Carolina	0	0	0	0.0-0	0.0-0	0	0	0	0	0
Georgia Tech	0	0	0	0.0-0	0.0-0	0	0	0	0	0
Virginia	1	0	1	1.0-7	1.0-7	0	0	0	0	0
Wake Forest	2	1	3	0.0-0	0.0-0	0	1	1	0	0
Pittsburgh	1	0	1	0.0-0	0.0-0	0	0	0	0	0
Virginia Tech ¹	0	0	0	0.0-0	0.0-0	0	0	0	0	0
Louisville	0	2	2	0.0-0	0.0-0	0	0	0	0	0
Miami	0	3	3	0.0-0	0.0-0	0	0	0	0	0

Year	G/GS	Solo	Ast	Total	TFL	QBS	INT	PBU	CF	FR	QBH
2020	7/0	1	0	1	0.0-0	0.0-0	0	0	0	0	0
2021	10/1	4	6	10	1.0-7	1.0-7	0	1	1	0	0
Total	17/1	5	6	11	1.0-7	1.0-7	0	1	1	0	0



9 Gavin Spurrier

QB • 6-4, 216 • GR.

BOWLING GREEN, KY.

SOUTH WARREN HIGH SCHOOL

2022: Returning quarterback.


2021: Did not see game action.

2020: Recipient of the team's Micah Harris Trinity Teammate Award, which is award annually to an individual who is a true teammate and showcases character, unselfishness, compassion and pride ... did not see game action.

2019: Did not see game action.

PRIOR TO DUKE: Earned a total of four varsity letters with three high schools, receiving the last two at South Warren under coach Brandon Smith ... 2019 Kentucky Super Preps Male Athlete of the Year ... two-time All-Sky selection ... Class 5A Most Valuable Player, *Associated Press* honorable mention all-state honoree and team captain as a senior ... during two years at South Warren, completed 371-of-566 passes (.655) for 5,450 yards and 62 TDs ... helped South Warren to a pair of Kentucky High School Athletic Association (KHSAA) playoff appearances, capped with a 15-0 record and the KHSAA 5A championship crown as a senior with a 20-16 victory against Covington Catholic ... in the title game, completed 17-of-30 passes for 237 yards and two TDs ... invited to participate in the Best of the Bluegrass All-Star Game following senior campaign ... also earned two letters in soccer and three in basketball ... helped soccer to second place in the state championship in 2016.

PERSONAL: Born January 10, 2001 ... graduated from Duke in May 2022 with a degree in economics and a double minor in neuroscience and religion ... currently pursuing a master's degree in management studies from Duke's Fuqua School of Business ... son of Steve and Melissa Spurrier Jr. ... father is a member of the coaching staff at Mississippi State University and is a 1994 graduate of Duke after earning two varsity letters (1992-93) as a member of the football program ... grandfather, Steve Spurrier, served as the head coach of the Blue Devils from 1987-89, compiled an overall ledger of 20-13-1, was the ACC Coach of the Year selection in both 1988 and 1989, guided Duke to the ACC Championship and an All-American Bowl appearance in 1989 and was inducted into the College Football Hall of Fame as a player (1986), following his Heisman Trophy winning career at Florida, and coach (2017), after guiding Florida to the national championship in 1996 and becoming the winningest coach in Gator (1990-2001) and University of South Carolina (2005-15) history ... cousin, Davis King, was a four-year letterman (2014-15-16-17) for the Trinity University football program.



34 Sayyid Stevens

LB • 6-2, 227 • R-JR.

MIDWAY, GA.

CALVARY DAY SCHOOL

2022: Returning linebacker ... in 27 career games (one start), has recorded 20 tackles and one QB pressure ... carded 2+ tackles in three contests, including a career-best four against Miami in 2021 ... has played 261 snaps.

2021: Saw action in all 12 games, making one start against Miami ... compiled 12 tackles and one QB hurry ... recorded 2+ tackles against North Carolina A&T and Miami, with a season-high four coming against the Hurricanes ... lone QB pressure came against Miami ... on the field for 228 snaps.

2020: Played in all 11 games ... totaled six tackles, including three solo tackles ... recorded three tackles in Duke's season finale at Florida State ... also registered a tackle against Charlotte, North Carolina and Georgia Tech ... on the field for 221 snaps.

2019: Played in the final four games of the season against Notre Dame, Syracuse, Wake Forest and Miami ... recorded two tackles ... had single stops against Syracuse and Wake Forest ... on the field for 40 snaps.

PRIOR TO DUKE: Lettered four years at Calvary Day under coaches Mark Stroud and Rick Tomberlin ... a three-star prospect by *ESPN.com* and *247Sports.com* ... ranked as the No. 90 outside linebacker in the country by *247Sports.com* ... the No. 133 defensive end nationally as ranked by *ESPN.com* ... as a junior and senior, picked up first team all-region and first team *All-Savannah Morning News* accolades ... following senior campaign, selected to the *Atlanta Journal Constitution* Class A Private all-state team, *Georgia Sports Writers Association* Class A all-state first team, *Recruit Georgia* Class A Private all-state squad and *ESPN Savannah* All-Savannah Team ... as a senior, nominated for the Michael Finocchiaro Memorial Outstanding Football Player award, given to the best high school football player in Chatham County as selected by coaches and members of the media ... totaled 69 tackles, 15.0 TFL, 6.0 sacks, an INT, two fumble recoveries and three caused fumbles as a senior ... after junior year, received all-area, all-region, all-county and all-state accolades ... guided the Cavaliers to a 10-2 record as a senior and 10-3 mark as a junior with both campaigns resulting in trips to the Georgia High School Association (GHSA) A Private state quarterfinals ... as a senior, carded 82 tackles, 15.0 TFL, 8.0 sacks, one INT, four caused fumbles and a pair of fumble recoveries ... named to the *WJCL ABC 22* Big 22 Squad prior to senior season ... finished junior year with 99 tackles, 32.0 TFL, 11.0 sacks, three caused fumbles and two fumble recoveries ... as a sophomore, helped Calvary Day to a 10-1 record and earned second team all-region 3-A west accolades as the Cavaliers advanced to the GHSA A Private quarterfinals.

PERSONAL: Born November 29, 2000 ... majoring in cultural anthropology while minoring in religion and pursuing a certificate in innovation and entrepreneurship ... son of Lloyd and Stacy Stevens.

STATISTICS

2019 Opponent	Solo	Ast	Total	TFL	QBS	INT	PBU	CF	FR	QBH
Alabama		- DNP -								
North Carolina A&T		- DNP -								
Middle Tennessee		- DNP -								
Virginia Tech		- DNP -								
Pittsburgh		- DNP -								
Georgia Tech		- DNP -								
Virginia		- DNP -								
North Carolina		- DNP -								
Notre Dame	0	0	0	0.0-0	0.0-0	0	0	0	0	0
Syracuse	0	1	1	0.0-0	0.0-0	0	0	0	0	0
Wake Forest	1	0	1	0.0-0	0.0-0	0	0	0	0	0
Miami	0	0	0	0.0-0	0.0-0	0	0	0	0	0

2020

Opponent	Solo	Ast	Total	TFL	QBS	INT	PBU	CF	FR	QBH
Notre Dame	0	0	0	0.0-0	0.0-0	0	0	0	0	0
Boston College	0	0	0	0.0-0	0.0-0	0	0	0	0	0
Virginia	0	0	0	0.0-0	0.0-0	0	0	0	0	0
Virginia Tech	0	0	0	0.0-0	0.0-0	0	0	0	0	0
Syracuse	0	0	0	0.0-0	0.0-0	0	0	0	0	0
NC State	0	0	0	0.0-0	0.0-0	0	0	0	0	0
Charlotte	0	1	1	0.0-0	0.0-0	0	0	0	0	0
North Carolina	1	0	1	0.0-0	0.0-0	0	0	0	0	0
Georgia Tech	0	1	1	0.0-0	0.0-0	0	0	0	0	0
Miami	0	0	0	0.0-0	0.0-0	0	0	0	0	0
Florida State	2	1	3	0.0-0	0.0-0	0	0	0	0	0

2021

Opponent	Solo	Ast	Total	TFL	QBS	INT	PBU	CF	FR	QBH
Charlotte	1	0	1	0.0-0	0.0-0	0	0	0	0	0
North Carolina A&T	0	3	3	0.0-0	0.0-0	0	0	0	0	0
Northwestern	0	0	0	0.0-0	0.0-0	0	0	0	0	0
Kansas	0	1	1	0.0-0	0.0-0	0	0	0	0	0
North Carolina	0	0	0	0.0-0	0.0-0	0	0	0	0	0
Georgia Tech	0	0	0	0.0-0	0.0-0	0	0	0	0	0
Virginia	1	0	1	0.0-0	0.0-0	0	0	0	0	0
Wake Forest	1	0	1	0.0-0	0.0-0	0	0	0	0	0
Pittsburgh	0	0	0	0.0-0	0.0-0	0	0	0	0	0
Virginia Tech	0	0	0	0.0-0	0.0-0	0	0	0	0	0
Louisville	0	1	1	0.0-0	0.0-0	0	0	0	0	0
Miami ¹	0	4	4	0.0-0	0.0-0	0	0	0	0	1

Year	G/GS	Solo	Ast	Total	TFL	QBS	INT	PBU	CF	FR	QBH
2019	4/0	1	1	2	0.0-0	0.0-0	0	0	0	0	0
2020	11/0	3	3	6	0.0-0	0.0-0	0	0	0	0	0
2021	12/1	3	9	12	0.0-0	0.0-0	0	0	0	0	1
Total	27/1	7	13	20	0.0-0	0.0-0	0	0	0	0	1



2 Jaylen Stinson

DB • 5-8, 173 • JR.

OPELIKA, ALA.

OPELIKA HIGH SCHOOL

2022: Returning defensive back ... preseason All-ACC selection by *Phil Steele* (1st team) and *Athlon Sports* (1st team) as a kickoff return specialist ... also selected to the Paul Hornung Award Watch List ... in 23 career games (five starts), has compiled 55 tackles, 1.0 TFL, three PBUs and one fumble recovery and returned 51 kickoffs for 1,173 yards (23.00) with two TDs ... has earned 2+ tackles in 17 contests, including a career-best eight against Kansas in 2021 ... lone TFL came versus North Carolina in 2021 ... recovered a muffed punt for a TD against Virginia Tech in 2020 ... posted two kickoff returns for TDs versus Pittsburgh (86 yards) and Miami (94 yards) in 2021 ... has played 894 snaps ... heading into 2022, is 58 kickoff return yards away from breaking into Duke's career top 10 list ... two-time (2020-21) recipient of the program's Bill Keziah Award as the top special teams player.

2021: Honorable Mention All-ACC selection as a kick return specialist ... Third Team All-ACC selection by *Phil Steele* ... recipient of the team's Bill Keziah Award as the team's top special teams player ... saw action in all 12 games, making five starts against North Carolina, Georgia Tech, Wake Forest, Louisville and Miami ... registered 43 tackles, 1.0 TFL and three PBUs ... led team with 34 kickoff returns for 818 yards (24.06) with two TDs ... posted 2+ tackles in every contest, including a season-high eight tackles against Kansas ... recorded TFL against North Carolina ... tallied PBUs against Northwestern, North Carolina and Virginia ... notched a 94- and 86-yard kickoff return for a TD against Miami and Pittsburgh, respectively ... selected the ACC Specialist of the Week on Nov. 9, 2021 after returning seven kickoffs for 195 yards with one TD versus Pittsburgh ... return yards ranked as the fifth-highest single-game total in program history ... led the ACC in kickoff returns and yards, while ranking second in the nation in both categories ... on the field for 643 snaps.

2020: Recipient of the team's Bill Keziah Award as the team's top special teams player ... saw action in all 11 games ... accumulated 12 tackles and one fumble recovery ... registered 17 kickoff returns for a team-high 355 yards (20.88) ... earned a season-high two tackles

on five different occasion ... recovered a muffed punt for a TD against Virginia Tech ... helped Duke's punt return coverage unit limit opponents to only 12 punt return yards on 16 attempts (0.75) ... on the field for 251 snaps.

PRIOR TO DUKE: Lettered three years at Opelika under coach Erik Speakman ... consensus three-star prospect by *ESPN.com*, *247Sports.com* and *Rivals.com* ... charted by 247Sports.com as the No. 62 athlete in the nation ... compiled 221 tackles, four INTs, eight TDs, two forced fumbles and two blocked field goals in final three years ... selected to participate in the 2019 Alabama-Mississippi All-Star Game ... three-time all-area selection and two-time all-state pick ... helped Opelika to three consecutive state playoff appearances ... also lettered in track & field, winning the 2019 state championship in the javelin.

PERSONAL: Born September 14, 2001 ... majoring in visual and media studies while minor-ing in sociology ... son of Brian and Keisha Stinson.

STATISTICS

2020

Opponent	Solo	Ast	Total	TFL	QBS	INT	PBU	CF	FR	QBH
Notre Dame	0	0	0	0.0-0	0.0-0	0	0	0	0	0
Boston College	1	1	2	0.0-0	0.0-0	0	0	0	0	0
Virginia	0	0	0	0.0-0	0.0-0	0	0	0	0	0
Virginia Tech	0	1	1	0.0-0	0.0-0	0	0	0	1	0
Syracuse	2	0	2	0.0-0	0.0-0	0	0	0	0	0
NC State	0	1	1	0.0-0	0.0-0	0	0	0	0	0
Charlotte	1	1	2	0.0-0	0.0-0	0	0	0	0	0
North Carolina	0	0	0	0.0-0	0.0-0	0	0	0	0	0
Georgia Tech	0	0	0	0.0-0	0.0-0	0	0	0	0	0
Miami	2	0	2	0.0-0	0.0-0	0	0	0	0	0
Florida State	2	0	2	0.0-0	0.0-0	0	0	0	0	0

Opponent	KOR	Yds	Lg	TD	PR	Yds	Lg	TD
Notre Dame	0	0	0	0	0	0	0	0
Boston College	0	0	0	0	0	0	0	0
Virginia	0	0	0	0	0	0	0	0
Virginia Tech	2	39	27	0	0	0	0	0
Syracuse	1	17	17	0	0	0	0	0
NC State	4	75	22	0	0	0	0	0
Charlotte	0	0	0	0	0	0	0	0
North Carolina	0	0	0	0	0	0	0	0
Georgia Tech	6	145	40	0	0	0	0	0
Miami	1	23	23	0	0	0	0	0
Florida State	3	56	21	0	0	0	0	0

2021

Opponent	Solo	Ast	Total	TFL	QBS	INT	PBU	CF	FR	QBH
Charlotte	2	0	2	0.0-0	0.0-0	0	0	0	0	0
North Carolina A&T	0	2	2	0.0-0	0.0-0	0	0	0	0	0
Northwestern	0	2	2	0.0-0	0.0-0	0	1	0	0	0
Kansas	4	4	8	0.0-0	0.0-0	0	0	0	0	0
North Carolina ¹	2	0	2	1.0-1	0.0-0	0	1	0	0	0
Georgia Tech ²	1	1	2	0.0-0	0.0-0	0	0	0	0	0
Virginia	1	1	2	0.0-0	0.0-0	0	1	0	0	0
Wake Forest ³	4	0	4	0.0-0	0.0-0	0	0	0	0	0
Pittsburgh	2	1	3	0.0-0	0.0-0	0	0	0	0	0
Virginia Tech	3	0	3	0.0-0	0.0-0	0	0	0	0	0
Louisville ⁴	5	1	6	0.0-0	0.0-0	0	0	0	0	0
Miami ⁵	4	3	7	0.0-0	0.0-0	0	0	0	0	0

Opponent	KOR	Yds	Lg	TD	PR	Yds	Lg	TD
Charlotte	3	66	25	0	0	0	0	0
North Carolina A&T	3	47	18	0	0	0	0	0
Northwestern	3	64	32	0	0	0	0	0
Kansas	0	0	0	0	0	0	0	0
North Carolina ¹	2	43	23	0	0	0	0	0
Georgia Tech ²	3	61	28	0	0	0	0	0
Virginia	2	37	22	0	0	0	0	0
Wake Forest ³	3	43	19	0	0	0	0	0
Pittsburgh	7	195	86	1	0	0	0	0
Virginia Tech	3	51	20	0	0	0	0	0
Louisville ⁴	3	80	28	0	0	0	0	0
Miami ⁵	2	131	94	1	0	0	0	0

Year	G/GS	Solo	Ast	Total	TFL	QBS	INT	PBU	CF	FR	QBH
2020	11/0	8	4	12	0.0-0	0.0-0	0	0	0	1	0
2021	12/5	28	15	43	1.0-1	0.0-0	0	3	0	0	0
Total	23/5	36	19	55	1.0-1	0.0-0	0	3	0	1	0

Year	G/GS	KOR	Yards	Avg.	TD	Lg
2020	11/0	17	355	20.88	0	40
2021	12/5	34	818	24.06	2	94
Total	23/5	51	1,173	23.00	2	94

NOTE: Recovered a muffed punt for a touchdown against Virginia Tech, 2020

NOTE: Returned a kickoff 86 yards for a touchdown against Pittsburgh, 2021

NOTE: Returned a kickoff 94 yards for a touchdown against Miami, 2021



15 Jake Taylor

TE • 6-5, 225 • FR.

APEX, N.C.

CARDINAL GIBBONS HIGH SCHOOL

2022: Incoming tight end.

PRIOR TO DUKE: Lettered three seasons at Cardinal Gibbons under head coach Steven Wright ... rated a three-star prospect by *ESPN.com*, *247Sports.com* and *Rivals.com* ... listed as the No. 30 tight end in the country by *ESPN.com* ... ranked as the No. 31 and No. 34 prospect from the state of North Carolina by *ESPN.com* and *247Sports.com* ... recorded 35 receptions for 577 yards with eight TDs in 22 games ... helped Cardinal Gibbons to a 35-6 record, including the 2021 4A state championship ... named *NCPreps.com* First Team All-State, Cap 6 all-conference and an honorary captain ... also lettered in basketball and track & field.

PERSONAL: Born August 29, 2003 ... son of Jeff and Stacie Taylor ... father letter three seasons in football (1991-92, 95) at Slippery Rock University ... uncle, Mike Steinbaugh, played nose guard at Duke (1996-97-98-99) ... sister, Makenzie, played one season in volleyball at N.C. State University (2020).



51 Mandela Tobin

DT • 6-3, 280 • SO.

SAN DIEGO, CALIF.

WESTVIEW HIGH SCHOOL

2022: Returning defensive tackle.

2021: Did not see game action.

PRIOR TO DUKE: Lettered three years at Westview under coach Jason French ... three-star prospect by *ESPN.com*, *Rivals.com* and *247Sports.com* ... listed as the No. 96 defensive tackle in the country by *ESPN.com* charted as the No. 80 prospect in California by *Rivals.com* ... compiled 93 tackles, 21.0 TFL, and 13.0 sacks during sophomore and junior seasons ... garner all-conference accolades in 2019 ... also competed in track & field, throwing the shout put and discus.

PERSONAL: Born October 5, 2002 ... son of Asamawari and Nene Tobin.



24 Nathan Vail

DB • 6-2, 195 • FR.

KENNESAW, GA.

HARRISON HIGH SCHOOL

2022: Incoming defensive back ... enrolled at Duke in January, 2022

PRIOR TO DUKE: Lettered three seasons at Harrison under coaches Matt Dickman and Josh Cassidy ... rated a three-star prospect by *ESPN.com*, *247Sports.com* and *Rivals.com* ... charted as the No. 59 safety in the nation by *ESPN.com* ... registered over 180 tackles and recorded two TDs off of a fumble recovery (56 yards) and an INT (79 yards) ... added 10 kickoffs for 181 yards (18.1 avg.) and 23 carries for 128 yards during senior season ... helped lead Harrison to a 23-14 mark, including a 6A state championship as a sophomore ... tabbed a 2021 7A all-region honoree as a defensive back, while garnering *Marietta Daily Journal Dynamite Dozen* nods ... also lettered in track & field.

PERSONAL: Born January 29, 2004 ... son of Eddie and Adrienna Vail ... cousin, Travis Stephens, played football at the University of Tennessee (1997-98-99-2001), and was a 2001 *Associated Press* and *Football Writers of America* First Team All-American, First Team All-SEC selection and a Doak Walker Award finalist after running for 1,464 yards during final year which were the most yards any back had gained in a single season at Tennessee, set the record for season attempts with 291 and tied the single-game record with 41 attempts against Arkansas, also named a Second Team All-American in 2000 by the *Walter Camp Football Foundation*, *Football News* and *The Sporting News*.



21 Khilan Walker

DB • 5-9, 177 • JR.

NESBIT, MISS.

LEWISBURG HIGH SCHOOL

2022: Returning cornerback.

2021: Did not see game action.

2020: Did not see game action.

PRIOR TO DUKE: Three-year letterwinner at Lewisburg under head coach Matthew Gehrke ... totaled 95 tackles, 30 PBUs, seven forced fumbles and five INTs ... earned all-region honors as a junior and senior ... lettered three seasons in basketball and all four years in track ... placed sixth in the state in the 4x400 and eighth in the state in the 400-meter sprint.

PERSONAL: Born October 5, 2001 ... majoring in political science while minoring in African & African American studies and pursuing a certificate in philosophy, politics, and economics ... son of Keith Patton and Teela Walker.




11
Mehki Wall
 WR • 5-9, 167 • FR.
 GREENSBORO, N.C.
 DUDLEY HIGH SCHOOL

2022: Incoming wide receiver ... enrolled at Duke in January, 2022

PRIOR TO DUKE: Lettered four seasons at Dudley under coach Steven Davis Sr. ... rated a three-star prospect by *ESPN.com*, *247Sports.com* and *Rivals.com* ... listed as the No. 75 wide receiver in the country by *247Sports.com* ... ranked as the No. 13 and No. 16 prospect from the state of North Carolina by *247Sports.com* and *ESPN.com*, respectively ... led Dudley to a 43-10 record and four consecutive state playoff appearances, including the NCHSAA 3A state championship as a senior ... recorded 6,939 career all-purpose yards, including 2,589 receiving yards, and 47 career TDs ... added 3,552 return yards and 12 TDs ... found the end zone 20 times as a senior en route to a state championship, amassing 1,014 receiving yards, 279 rushing yards, 39 passing yards and 892 return yards ... invited to the 2021 N.C. Shrine Bowl and Carolina Bowl ... ranked among the top in NCHSAA history in numerous special teams categories: first in single-season punt return average (33.2), tied for first in career punt returns for TDs (nine) and second in career total returns for TDs (12) ... three-time all-conference and all-area special teams player of the year ... *NCPreps.com* three-time all-state selection ... lettered four years in track & field and was a two-time NCHSAA 3A state champion in 110m hurdles ... prior to high school, was the 13u national champion in 200m hurdles at the USATF Junior Olympics.

PERSONAL: Born August 24, 2004 ... son of Michael and Velvet Wall ... father played football at North Carolina Central University (1995-96-97-98), and currently ranks third all-time in career passes defended with 55 (46 breakups and nine interceptions) ... cousin, Aaron Rouse, played football at Virginia Tech (2003-04-05-06) and was drafted by the Green Bay Packers in the third round of the 2006 NFL Draft.



7
Jordan Waters
 RB • 6-0, 214 • R-JR.
 FAIRMONT, N.C.
 FAIRMONT HIGH SCHOOL

2022: Returning running back ... in 25 career games, has rushed 57 times for 305 yards (5.35) and three TDs with six receptions for 69 yards and one score ... recorded 2+ rushes in 12 contests, including a career-high 11 against Kansas in 2021 ... garnered a career-best 78 rushing yards versus Charlotte in 2021, including a career-long 70-yard scamper ... registered 2+ receptions in two contests against Charlotte (2021) and Northwestern (2021) ... accumulated a career-high 40 yards receiving versus Charlotte in 2021 ... has played 256 snaps.

2021: Played in 10 games ... finished with 39 rushing attempts for 197 yards (5.05) with one TD ... added six receptions for 76 yards (12.67) and one score ... earned 2+ rushes in seven games, including a season-best 11 against Kansas ... recorded a season-high 65 rushing yards versus Charlotte, including a season-long 30-yard catch ... registered lone rushing score against Kansas ... posted a season-high two receptions versus Charlotte and Northwestern ... accumulated a season-best 40 receiving yards against the 49ers, with one TD ... on the field for 125 snaps.

2020: Played in all 11 games ... recorded 16 rushing attempts for 100 yards (6.25) ... ranked third on the team in rushing yardage ... tallied 78 yards on five carries, both season highs, versus Charlotte ... also recorded a season-long 70-yard rush and a two-yard TD against the 49ers ... carded a two-yard TD run against North Carolina ... on the field for 120 snaps.

2019: Played in four games versus Alabama, Middle Tennessee, Pittsburgh and Georgia Tech ... registered two carries for eight yards (4.00) ... on the field for 11 snaps.

PRIOR TO DUKE: Lettered four years at Fairmont under coaches Kevin Inman and Mark Hail ... consensus three-star prospect by *ESPN.com*, *247Sports.com* and *Rivals.com* ... the No. 121 wide receiver in the country as ranked by *ESPN.com* ... selected to play in the Shrine Bowl of the Carolinas, becoming the second Fairmont player to receive the honor and the first from Robeson County since Lumberton's Jermaine Kesler in 2009 ... earned first team All-Three Rivers Conference accolades as a junior and senior and netted all-conference honors all four years ... *News 13* All-Blitz Team honoree following senior season ... four-time all-county selection ... recorded more than 2,300 yards of total offense with 29 TDs as a senior ... completed 66-of-124 passes for 827 yards and six TDs while rushing 106 times for 1,227 yards and 20 scores ... as a junior, totaled 75 receptions for 976 yards and nine TDs.

PERSONAL: Born December 18, 2000 ... majoring in sociology while minoring in psychology and pursuing a certificate in markets and management ... son of Donald Waters and Tonya Fleming ... cousin, Darius Leonard, earned four letters (2014-15-16-17) as a linebacker at South Carolina State University, received a pair of Mid-Eastern Athletic Conference (MEAC) Defensive Player of the Year selections and garnered three All-MEAC picks before being selected in the second round of the 2018 NFL Draft by the Indianapolis Colts and setting the Colts single-season record for tackles.

STATISTICS

2019

Opponent	Rush	Yds	Lg	TD	Rec	Yds	Lg	TD
Alabama	0	0	0	0	0	0	0	0
North Carolina A&T		- DNP -						
Middle Tennessee	1	7	7	0	0	0	0	0
Virginia Tech		- DNP -						
Pittsburgh	1	1	1	0	0	0	0	0
Georgia Tech	0	0	0	0	0	0	0	0
Virginia		- DNP -						
North Carolina		- DNP -						
Notre Dame		- DNP -						
Syracuse		- DNP -						
Wake Forest		- DNP -						
Miami		- DNP -						

2020

Opponent	Rush	Yds	Lg	TD	Rec	Yds	Lg	TD
Notre Dame	0	0	0	0	0	0	0	0
Boston College	1	6	6	0	1	-7	0	0
Virginia	3	10	5	0	0	0	0	0
Virginia Tech	0	0	0	0	0	0	0	0
Syracuse	0	0	0	0	0	0	0	0
NC State	0	0	0	0	0	0	0	0
Charlotte	5	78	70	1	0	0	0	0
North Carolina	2	2	2	1	0	0	0	0
Georgia Tech	0	0	0	0	0	0	0	0
Miami	2	-2	1	0	0	0	0	0
Florida State	3	6	3	0	0	0	0	0

2021

Opponent	Rush	Yds	Lg	TD	Rec	Yds	Lg	TD
Charlotte	5	65	30	0	2	40	43	1
North Carolina A&T	3	9	6	0	0	0	0	0
Northwestern	6	34	18	0	2	6	5	0
Kansas	11	59	15	1	1	19	19	0
North Carolina	6	19	8	0	0	0	0	0
Georgia Tech	4	2	4	0	0	0	0	0
Virginia	1	-2	-2	0	0	0	0	0
Wake Forest		- DNP -						
Pittsburgh	3	11	8	0	0	0	0	0
Virginia Tech	0	0	0	0	1	11	11	0
Louisville		- DNP -						
Miami	0	0	0	0	0	0	0	0

Year	G/GS	Rush	Yards	Avg.	TD	Lg
2019	4/0	2	8	4.00	0	7
2020	11/0	16	100	6.25	2	70
2021	10/0	39	197	5.05	1	30
Total	25/0	57	305	5.35	3	70

Year	G/GS	Rec	Yards	Avg.	TD	Lg
2019	4/0	0	0	-	0	-
2020	11/0	1	-7	-7.0	0	-
2021	10/0	6	76	12.67	1	43
Total	25/0	7	69	9.86	1	43



12 Jaden Watkins

WR • 6-0, 195 • FR.

ASHEVILLE, N.C.

ASHEVILLE SCHOOL

2022: Incoming wide receiver ... enrolled at Duke in January, 2022

PRIOR TO DUKE: Lettered four seasons at Asheville School under coach Shawn Bryson ... rated a three-star prospect by *247Sports.com* and *Rivals.com* ... ranked as the No. 18 prospect from the state of North Carolina by *Rivals.com* ... had 88 receptions in final two years and finished with 2,739 all-purpose yards and 26 TDs ... compiled 1,309 receiving yards during senior season ... four-time all-conference and two-time all-state selection ... invited to play in the Carolina Bowl ... helped team to 24-10 record and two appearances in the state playoffs ... also competed in basketball and track & field, earning all-state honors in both.

PERSONAL: Born November 24, 2002 ... son of Mike Watkins and Janna Jones ... nickname is "Cash".



21 Eric Weatherly

RB • 5-7, 171 • FR.

ST. JOHN'S, FLA.

BARTRAM TRAIL HIGH SCHOOL

2022: Incoming running back ... enrolled at Duke in January, 2022

PRIOR TO DUKE: Lettered four seasons at Bartram Trail under coach Chad Parker ... tabbed a three-star prospect by *ESPN.com*, *247Sports.com* and *Rivals.com* ... charted as the No. 54 running back in the nation and the No. 99 prospect in the state of Florida by *ESPN.com* ... in first three seasons, accumulated 4,437 all-purpose yards with 38 TDs, and helped Bartram Trail to an overall record of 38-9, including three state regional appearances ... named first team all-state as a junior and honorable mention all-state as a sophomore ... also a three-year letterwinner in track & field for the 100 meters.

PERSONAL: Born July 18, 2003 ... son of Eric and Jasmine Weatherly.



87 Harrison Wellmann

WR • 6-0, 175 • GR.

COLLEGE STATION, TEXAS

COLLEGE STATION HIGH SCHOOL (JOHNS HOPKINS)

2022: Graduate transfer from Johns Hopkins University ... in 36 career games (24 starts) with the Blue Jays, registered 179 receptions for 2,670 yards (14.92) with 32 TDs ... added two rushes for six yards (3.00) ... participated in two Division III NCAA Championships, including the program's first semifinal appearance in 2018.

PRIOR TO DUKE: Four-year member of the football program at Johns Hopkins University in 2018-19-20-21 (2020 season was canceled due to COVID-19) ... in 36 career games (24 starts), registered 179 receptions for 2,670 yards (14.92) with 32 TDs ... added two rushes for six yards (3.00) ... two-time First Team All-Centennial Conference selection (2019 & 2021) ... three-time D3football.com All-Region 2 Team honoree (2021 second team, WR; 2021 third team, return specialist; and 2019 third team, WR) ... led team in receptions (85), receiving yards (1,252) and TD receptions (17) in 2021 ... TD receptions tied school record, while receiving yards and receptions ranked second and fourth, respectively, on JHU's single-season charts ... averaged 32.2 yards per kickoff return (12-387) in 2021 with two returns for TDs ... had five+ receptions in 19 games and four+ in 21 games over final two years ... in addition, had nine 100-yard receiving games and four games with 200+ all-purpose yards during that stretch ... tied the JHU single-game record with 16 receptions for 189 yards and one TD (75 yards) at Muhlenberg in 2019 ... registered a career-high 298 all-purpose yards on eight receptions for 142 yards and three kickoff returns for 156 yards with one score in a win at Dickinson in 2019 ... tallied a 95-yard kickoff return for a TD during that game to tie for the longest in Blue Jays' history ... participated in two Division III NCAA tournaments, including the program's first semifinal appearance in 2018 ... attended College Station and was coached by Steve Huff ... helped team to Texas 5A Division II state championship as a senior and state semifinal appearance as a junior ... led team to a 28-3 record over final two seasons ... earned honorable mention all-district honors as a junior and second team all-district nods as a senior ... during final campaign, totaled 59 receptions for 812 yards with seven TDs and averaged 29.8 yards on punt returns with two scores ... also lettered in track & field and was a member of the state runner-up 4x400-meter relay team.

PERSONAL: Born April 9, 2000 ... graduated from Johns Hopkins in May 2022, with a degree in economics and a minor in entrepreneurship ... currently pursuing a master's in management studies from Duke's Fuqua School of Business ... son of Rodney and Courtney Wellmann.



97 Wesley Williams

DE • 6-3, 252 • FR.

GAINESVILLE, VA.

BATTLEFIELD HIGH SCHOOL

2022: Incoming defensive end ... enrolled at Duke in January, 2022

PRIOR TO DUKE: Lettered four seasons at Battlefield under head coach Scott Girolmo ... three-star prospect by *247Sports.com* and *Rivals.com* ... charted as the No. 16 prospect from the state of Virginia according to *Rivals.com* ... recorded 105 tackles, 32 TFL, 13.5 sacks, one INT, three forced fumbles and two TDs during senior season ... helped Battlefield to a 27-13 overall record, including a state semifinal appearance as a senior ... two-time first team all-district as a defensive end ... also lettered two seasons in basketball, earning honorable mention honors ... following senior year, named the recipient of the 30th annual Franklin D. Watkins Memorial Award, an honor presented to the nation's top African-American high school scholar-athlete, joining former Duke lettermen Zavier Carmichael, Rakavius Chambers, Matt

Daniels, Mataeo Durant, Brandon Hill, Vince Oghobaase, and Deion Williams, along with current team members Jaylen Coleman, Jordan Moore, and Michael Reese as finalists for the award.

PERSONAL: Born September 22, 2004 ... son of Orson and Paula Williams ... cousin, Kaleb Oliver, lettered three seasons as a defensive back at Georgia Tech (2018-19-20) and one season at Western Kentucky University (2021) ... uncle, Jermaine Belin, lettered four seasons as an offensive lineman at Boise State University (1995-96-97-98), and earned All-Big West Conference honors in 1997.



98 Porter Wilson

P • 6-5, 233 • R-JR.

FAIRLAWN, OHIO

COPLEY HIGH SCHOOL

2022: Returning starting punter ... preseason All-ACC selection by *Phil Steele* (3rd team) and *Athlon Sports* (4th team) ... also selected to the Ray Guy Award Watch List ... in 22 career games (all starts), has punted 114 times for 5,008 yards (43.93) with 43 boots downed inside the opponent 20-yard line against five touchbacks ... has 29 punts of 50+ yards ... registered a career-long 70-yard punt against Georgia Tech in 2020 ... has had one punt blocked (N.C. State; 2020) ... punted a career-high nine times on two occasions (Virginia Tech, 2020 [409 yards] and North Carolina, 2021 [395 yards]) ... has played 126 snaps.

2021: Academic All-ACC selection ... started all 12 games ... punted 61 times for 2,732 yards (44.79) ... punting average and yardage total ranked third in the ACC and 24th and 23rd in the country, respectively ... had 22 kicks downed inside the opponent 20-yard line against three touchbacks ... finished with 17 punts of 50+ yards to tie for the fourth-highest total in the ACC ... registered a season-long 69-yard punt against North Carolina A&T ... punted a season-high nine times against North Carolina ... one of just three punters in the ACC with at least 15 punts of 50+ yards and at least 20 punts downed inside the 20 ... also one of only two punters to rank among the league's top 10 in punting average with 60+ boots against three-or-less touchbacks ... was tabbed to the Ray Guy Award "Ray's 8" list following performances versus North Carolina A&T (3-160) and Virginia (5-234) ... on the field for 65 snaps.

2020: Second Team Freshman All-America pick by *The Athletic* ... Ray Guy Award semifinalist ... Academic All-ACC selection ... started all 11 games ... punted 53 times for 2,276 yards (42.94) ... added one kickoff for 58 yards against Georgia Tech ... ranked eighth in the ACC in punting average ... had 21 kicks downed inside the opponent 20-yard line against two touchbacks ... finished with 12 punts of 50+ yards to tie for the sixth-highest total in the ACC ... registered a season-long 70-yard punt against Georgia Tech, which tied for the longest boot in the ACC ... first career punt against Notre Dame traveled 60 yards ... had one punt blocked against N.C. State ... punted a season-high nine times against Virginia Tech to tie for the second most in a single game in the ACC and tie for the third most all-time on Duke's freshmen list ... accumulated 409 punting yards against the Hokies to rank fourth on the Duke freshmen charts ... one of just three punters in the ACC with at least 10 punts of 50+ yards and at least 20 punts downed inside the 20 ... also one of only three punters to rank among the league's top 10 in punting average with 45+ boots against two-or-less touchbacks ... was tabbed the ACC Co-Specialist of the Week on Dec. 5 after punting seven times for a total of 312 yards (44.57) against Florida State with four traveling 50+ yards and six pinned inside the 20-yard line ... also named to the Ray Guy Award "Ray's 4" list on Nov. 28 after booting six punts for 264 yards (44.0) against Georgia Tech ... finished second all-time on Duke's freshmen single-season chart in punting average and sixth in punting yards ... on the field for 61 snaps.

2019: Did not see game action.

PRIOR TO DUKE: Three-year letterman at Copley under coach Scott Chouinard ... a three-star prospect by *ESPN.com* and *247Sports.com* ... the No. 12 punter in the country as ranked by *247Sports.com* and listed as No. 20 by *ESPN.com* ... following senior year, named to the *Ohio Prep Sportswriters Association* Division II All-Ohio first team, *MaxPreps* All-Ohio High School first team defense and *Akron Beacon Journal* All-Star Team ... received first team all-

district and first team All-Suburban League accolades as a senior ... as a senior, punted 46 times for 2,057 total yards (44.7), placed 21 punts inside the 20 and had 14-of-32 kickoffs result in touchbacks ... earned an invitation to the Kohl's 2017 Underclassman Challenge ... as a junior, averaged 41 yards per punt ... earned additional letters as a member of the track & field program, receiving second team All-Suburban League accolades in the discus as a junior.

PERSONAL: Born October 5, 2000 ... majoring in sociology while minoring in psychology and pursuing a certificate in markets and management ... son of Jim and Kristin Wilson.

STATISTICS

2020

Opponent	Punts	Yards	Avg.	Lg	Blk	TB	50+	FC	I20
Notre Dame ¹	6	274	45.67	60	0	0	2	3	4
Boston College ²	4	159	39.75	47	0	0	0	0	1
Virginia ³	4	160	40.00	42	0	0	0	4	1
Virginia Tech ⁴	9	409	45.44	63	0	0	4	1	3
Syracuse ⁵	1	47	47.00	47	0	0	0	0	0
NC State ⁶	5	187	37.40	45	1	0	0	0	1
Charlotte ⁷	2	85	42.50	49	0	0	0	1	1
North Carolina ⁸	4	175	43.75	47	0	1	0	1	0
Georgia Tech ⁹	6	264	44.00	70	0	0	1	2	4
Miami ¹⁰	7	312	44.57	57	0	1	4	0	6
Florida State ¹¹	5	204	40.80	52	0	0	1	2	0

2021

Opponent	Punts	Yards	Avg.	Lg	Blk	TB	50+	FC	I20
Charlotte ¹²	5	201	40.20	49	0	1	0	2	2
North Carolina A&T ¹³	3	160	53.33	69	0	0	1	1	2
Northwestern ¹⁴	4	183	45.75	64	0	0	1	0	0
Kansas ¹⁵	4	176	44.00	52	0	0	1	1	1
North Carolina ¹⁶	9	395	38.33	61	0	1	3	1	2
Georgia Tech ¹⁷	5	219	43.80	50	0	0	1	2	3
Virginia ¹⁸	5	232	46.40	52	0	0	1	3	3
Wake Forest ¹⁹	7	329	47.00	56	0	0	3	2	3
Pittsburgh ²⁰	6	272	45.33	58	0	0	3	1	0
Virginia Tech ²¹	6	235	39.17	43	0	0	0	3	2
Louisville ²²	2	105	52.50	57	0	0	1	0	1
Miami ²³	5	225	45.00	57	0	1	2	0	3

Year	G/GS	Punt	Yds	Avg	Lg	Blk	TB	50+	FC	I20
2019	0/0	0	0	-	-	0	0	0	0	0
2020	11/11	53	2,276	42.94	70	1	2	12	14	21
2021	12/12	61	2,732	44.79	69	0	3	17	16	22
Total	23/23	114	5,008	43.93	70	1	5	29	30	43

Year	G/GS	KO	Yards	Avg.	TB	OB
2019	0/0	0	0	-	0	0
2020	11/11	1	58	58.00	0	0
2021	11/11	0	0	-	0	0
Total	23/23	1	58	58.00	0	0



49 Connor Wood

K • 5-9, 188 • FR.
LEXINGTON, TENN.
LEXINGTON HIGH SCHOOL

2022: Returning kicker.

2021: Did not see game action.

PRIOR TO DUKE: Lettered four years at Lexington under coach Bryant Hollingsworth ... four-time all-region, three-time all-West Tennessee and two-time all-state ... finished 29-of-39 (.744) on FGs and 125-of-130 (.962) on PATs ... named a Tennessee Mr. Football finalist as a senior after helping Lexington to a 12-2 record and state semifinal playoff appearance ... finished final season having converted on 57-of-59 PATs and hit a school record 53-yard FG ... also lettered in soccer and track & field ... won the 2016 Tennessee state championship in soccer.

PERSONAL: Born October 25, 2002 ... son of Phillip Wood and Erika Stewart.




31 Carter Wyatt

LB • 6-1, 220 • FR.
SHALLOTTE, N.C.
WEST BRUNSWICK HIGH SCHOOL

2022: Incoming linebacker ... enrolled at Duke in January, 2022

PRIOR TO DUKE: Lettered four years at West Brunswick under coach Brett Hickman ... three-star prospect by *ESPN.com*, *Rivals.com* and *247Sports.com* ... charted as the No. 29 inside linebacker in the nation and the No. 27 overall prospect in the state of North Carolina by *ESPN.com* ... compiled 400 tackles, 40 TFL, 11 sacks, seven forced fumbles, two INT and five PBUs during career ... named three-time first team all-MEC recipient, a two-time first team all-area honoree and the 2021 MEC Defensive Player of the Year ... invited to play in the Carolina Bowl and the Shrine Bowl of the Carolinas ... helped West Brunswick to a 24-17 overall record including three consecutive appearances in the state playoffs ... also lettered in baseball and basketball.

PERSONAL: Born October 10, 2003 ... son of Kevin Wyatt and Jesse and April Visconti.



68 Elijah Wroten

OL • 6-3, 315 • R-JR.
ORELAND, PA.
GERMANTOWN ACADEMY

2022: Returning offensive lineman ... in one career game, has played four snaps.

2021: Did not see game action.

2020: Played in one game against Charlotte ... on the field for four snaps.

2019: Did not see game action.

PRIOR TO DUKE: Lettered and started all four years at Germantown Academy under coach Matt Dence ... consensus three-star prospect by *ESPN.com*, *247Sports.com* and *Rivals.com* ... the No. 71 offensive guard in the country according to *247Sports.com* and listed at No. 82 by *ESPN.com* ... two-time team captain and three-time *Philadelphia Daily News* All-City Team honoree ... first team Class AA All-EasternPAFootball.com and first team *Philadelphia Inquirer* all-area selection following senior campaign ... *USA Today* American Family Insurance All-USA Pennsylvania Football Team first team selection as a senior ... after senior season, received first team All Inter-Ac accolades as an offensive and defensive lineman ... received a Pennsylvania Mini Max High School Award from the *Maxwell Football Club* following final season.

PERSONAL: Born April 18, 2001 ... double majoring in African & African American studies and cultural anthropology ... son of Charles and Stephanie Wroten ... cousin, Daryl Worley, earned three letters (2013-14-15) at West Virginia University as a defensive back, was selected in the third round of the 2016 NFL Draft by the Carolina Panthers and spent the 2016 and 2017 seasons with the Panthers before joining the Raiders for the 2018 campaign ... cousin, George Williams, was a three-year letterman (1987-88-89) at the University of Notre Dame as a defensive tackle and was a member of the Cleveland Browns in 1992.



5 Datrone Young

DB • 5-9, 179 • GR.
DELRAY BEACH, FLA.
ATLANTIC HIGH SCHOOL (IOWA STATE)

2022: Graduate transfer from Iowa State University ... in 43 career games (25 starts) with the Cyclones, registered 87 tackles, 4.0 TFL, seven PBUs and one INT ... recorded a career-high eight tackles at West Virginia in 2021 ... tallied one INT versus Northern Iowa in 2021 ... participated in four bowl games (2018 Valero Alamo, 2019 Camping World, 2020 PlayStation Fiesta, and 2021 Cheez-It) and the 2020 Big 12 Championship game against No. 12 Oklahoma ... 2020 Second Team Academic All-Big 12.

PRIOR TO DUKE: Five-year member (2017-18-19-20-21) and four-year letterwinner (2018-19-20-21) of the football program at Iowa State University ... in 43 career games (25 starts), registered 87 tackles, 4.0 TFL, seven PBUs and one INT ... recorded a career-high eight tackles at West Virginia in 2021 ... tallied one INT versus Northern Iowa in 2021 ... participated in four bowl games (2018 Valero Alamo, 2019 Camping World, 2020 PlayStation Fiesta, and 2021 Cheez-It) and the 2020 Big 12 Championship game against No. 12 Oklahoma ... tallied four tackles and a PBU versus the Sooners in the Big 12 Championship game ... earned a season-high seven tackles and a PBU against Oregon in the 2020 PlayStation Fiesta Bowl ... 2020 Second Team Academic All-Big 12 ... four-year starter at Atlantic under coach T.J. Jackson ... three-star prospect according to *247Sports.com*, *Scout.com* and *ESPN.com* ... ranked as the 105th-best cornerback nationally by *ESPN.com* ... three-time All-Palm Beach County honoree, including a first-team selection as a junior and senior ... had 41 tackles, seven INTs and 24 PBUs in final two seasons ... helped lead Atlantic to a 12-1 record during junior season and an appearance in the regional semifinals.

PERSONAL: Born December 4, 1998 ... graduated from Iowa State in May 2022, with a degree in liberal studies ... enrolled in Duke's continuing studies program ... son of Latashia Young ... nickname is "Speedy".

Dawson Andrew**33**

DB • 5-11, 199 • FR.

FLOWERY BRANCH, GA. • BUFORD HIGH SCHOOL

PRIOR TO DUKE: Lettered three seasons at Buford under head coach Bryant Appling ... helped Buford to an overall record of 42-3 and three consecutive state championships ... compiled 62 tackles, three caused fumbles and one fumble recovery during high school career ... named all-county as a senior ... also lettered four seasons in lacrosse as a mid-fielder, earning first team all-county as a junior and senior ... was also named an *Inside Lacrosse* All-Star and Nike National All Star ... helped Buford to a regional championship.

PERSONAL: Born November 22, 2003 ... son of Paul and Sandy Andrew.

Memorable Factor**38**

LB • 5-11, 218 • FR.

LONDON, ENGLAND • ETON COLLEGE [WINDSOR, U.K.]

PRIOR TO DUKE: Member of the rowing and rugby team at Eton College, which is a boarding school for boys in Windsor, United Kingdom ... garnered national medals in rugby and was tabbed a two-time gold and silver nationalist in rowing.

PERSONAL: Born May 5, 2003 ... son of Mallory and Elizabeth Factor.

Zach Jepson**39**

DE • 6-7, 230 • FR.

BEND, ORE. • AVON OLD FARMS HIGH SCHOOL [CONN.]

PRIOR TO DUKE: Lettered three seasons at Summit under head coach Corbin Hyatt before transferring to Avon Old Farms in Avon, Conn. ... at Summit, named an all-city selection and NFF high school scholar-athlete ... also broke the school's record for best single-game defensive performance following a 13-tackle performance, including six TFL, one sack and five QB pressures ... over a six-game senior season, recorded 30 tackles, 24 TFL, six sacks and two caused fumbles ... also lettered four seasons in lacrosse at midfield and defense ... two-time team captain at Summit and first team all-league ... led Summit to an undefeated season in 2021 ... also led Avon Old Farms to a Founders League Championship.

PERSONAL: Born May 23, 2003 ... son of John Jepson and Dawn Forrester.

Todd Pelino**29**

K • 6-2, 179 • FR.

CORNELIUS, N.C. • CANNON SCHOOL

PRIOR TO DUKE: Lettered four seasons at Cannon under head coach Jamie Bolton ... helped lead the Cougars to 22 wins, including two state playoff appearances and a state championship as a senior ... converted 14-of-18 FGs, reaching a long of 52 yards ... during junior year was first in the state (NCISAA) in FGs made ... garnered first team all-conference and all-state as a senior ... also letter three seasons in golf and one season in basketball ... helped lead Cannon to a golf state championship.

PERSONAL: Born July 22, 2004 ... son of Terry and Jackie Pelino ... father lettered four season (1987-88-89-90) in soccer at Bucknell University, serving as a two-time team captain (1989-90) and earning Honorable Mention USC (formerly NSCAA) All-Region nods in 1990.

George Wright**32**

DB • 5-11, 196 • FR.

DALLAS, TEXAS • HIGHLAND PARK HIGH SCHOOL

PRIOR TO DUKE: Lettered three seasons at Highland Park under head coach Rady Allen ... helped Highland Park to a record of 32-5 and three consecutive state playoff appearances ... compiled 182 tackles, two INTs, six sacks, two PBUs, two caused fumbles, one fumble recovery and seven QB pressures in final two years ... added two defensive TDs ... team captain as a senior ... two-time Dallas Morning News Honorable Mention selection ... garnered two-time first team all-district and second team all-state nods as a junior and senior ... also lettered three seasons in lacrosse as a midfielder.

PERSONAL: Born November 11, 2003 ... son of Lance and Angie Wright ... brother, Christian, is a junior at Duke.

Jack Yates**27**

LS • 6-0, 210 • FR.

HUDSON, MASS. • CHESHIRE ACADEMY

PRIOR TO DUKE: Lettered four seasons at Cheshire Academy under head coach Dave Dykeman ... named a first-team all-NEPSAC selection as a senior ... also lettered three seasons in baseball as an outfielder.

PERSONAL: Born February 21, 2003 ... son of John and Jolene Yates.



STAFF

Name	Page	Name	Page	Name	Page
Mike Elko	51-52	Clete Norton	63	Operations	68
Kevin Johns	53	Luke Shively	63	Sports Medicine	68
Robb Smith	54	Zach Sparber	64	Academic Support	69
Jess Simpson	55	Rich Skrosky	64-65	Nutrition	69
Trooper Taylor	56	Robert Wright	65	Equipment	69
Ishmael Aristide	57	Chris Cook	66	Video Operations	69
Harland Bower	58	Keith Larson	66	Football Relations	69
Zohn Burden	59	Dwayne Thomas	67	Communications	69
Adam Cushing	60	Tanner Cotman	67	Creative Services	69
Patrick Dougherty	61	Nicholas Sewak	67	Football Administration	70
Lyle Hemphill	62	Sports Performance	68	Facilities and Game Operations	70
Quinn Billerman	63	Recruiting and Scouting	68	Blue Devil Sports Network	70



MIKE ELKO

HEAD COACH

FIRST SEASON AT DUKE

PENN, 1999

Mike Elko was named Duke University's 22nd head football coach on December 10, 2021.

In Elko's 23 years of coaching, 18 have been spent as a defensive coordinator, including 13 at the FBS level. He has twice been named a semifinalist for the Frank Broyles Award (2017 and 2021), which is given annually to the top assistant coach in college football.

Elko, 44, has coached in eight bowl games, helped two different teams to NCAA Division I-AA quarterfinal appearances and been part of four league championship squads. Serving as the defensive coordinator, Elko's bowl games include the 2009 Humanitarian, 2012 Military, 2013 Little Caesars, 2016 Military, 2017 Citrus, 2018 Gator, 2019 Texas, and the 2020 Orange bowl.

The defensive coordinator and safeties coach at Texas A&M University for the past four seasons under head coach Jimbo Fisher, Elko helped lead the Aggies to a 34-14 (.708) record and four consecutive bowl games.

In his final season, Elko mentored the group to the No. 3 national ranking in scoring defense, allowing just 15.92 points per game, as well as the No. 9 pass efficiency defense (112.00) and No. 7 red zone defense (.710). Texas A&M also ranked seventh in the country by allowing just 4.66 yards per play, tied for 10th in fourth down defense (.353), tied for 12th in total sacks (39.0) and defensive touchdowns (3), 16th in third down defense (.328) and 20th in total defense (327.5).

Prior to his time with the Aggies, Elko spent one season at the University of Notre Dame with head coach Brian Kelly where he helped the defense rank in the top half nationally in four major defensive categories. The Irish were 10-3 during his lone season in South Bend, including a 21-17 win over LSU in the 2017 Citrus Bowl. Notre Dame's unit showed marked improvement in total defense under Elko with an average of 369.2 yards allowed per game. Additionally, the Irish improved at least 20 spots in the national rankings in rushing defense (72nd to 51st), pass efficiency defense (79th to 46th), scoring defense (62nd to 31st), third down defense (60th to 37th), turnovers gained (104th to 50th), sacks (117th to 82nd) and tackles for loss (102nd to 58th).

Elko served three seasons (2014-16) at Wake Forest University as the defensive coordinator and safeties coach for head coach Dave Clawson. His 2016 unit ranked in the top-20 nationally in fumbles recovered (3rd), turnovers forced (10th), sacks (12th), defensive TDs (17th), red zone defense (17th) and scoring defense (20th). That year, the Demon Deacons were one of the four schools in the FBS to rank in the top-20 in turnovers forced, sacks and scoring defense. The three other programs qualified for the College Football Playoff that season (Alabama, Clemson and Washington).

In 2015, the Wake Forest defense ranked 38th in the nation, allowing just 363.8 yards per game. The Demon Deacons also ranked among the

national leaders in red zone defense and pass defense efficiency. A year earlier, Wake Forest finished 12th nationally in passing yards allowed and was a top-40 team in total defense. The unit finished with five defensive players earning All-ACC honors.

During his stint in Winston-Salem, he mentored All-ACC and ACC Defensive Rookie of the Year runner-up Jessie Bates III, who finished with 93 tackles and five interceptions in his career, including two that were returned for a touchdown in 2016.

Elko was also on Clawson's staff for five seasons (2009-13) as Bowling Green's defensive coordinator and linebackers (three seasons) and safeties (two seasons) coach. He helped the Falcons to three bowl game appearances and saw his unit finish first in the Mid-American Conference (MAC) in scoring defense, total defense, rushing defense and pass defense efficiency in each of his last two years. Over his five seasons as defensive coordinator, the Falcons forced 106 turnovers (1.7 per game) and held opponents to just a 35.9 percent conversion rate on third downs. In both 2012 and 2013, Bowling Green ranked in the top 10 in the nation in both total defense and scoring defense.

In 2012 alone, the Falcons held their opposition to under 100 yards rushing in nine contests and would end the season ranked 11th in sacks (38), 12th in rushing defense (106.5), 13th in pass defense efficiency (190.1) and fifth in first downs allowed (15.1).

Under Elko's guidance, Bowling Green had seven different players earn 14 All-MAC honors, including three-time recipients Chris Jones and Dwayne Woods. Jones would go on to be named a 2012 First Team All-American by the *Football Writers Association of America* (FWAA).

Prior to Bowling Green, Elko was the defensive coordinator at Hofstra from 2006-08. He also served on Clawson's staffs at Richmond in 2004-05 and at Fordham in 2002-03.

In 2007 the Pride's defense ranked first in the Colonial Athletic Association (CAA) and 11th in the FCS in rushing defense, second in the conference and 15th in the country in total defense, and fourth in the CAA and 37th in the FCS in scoring defense. With Fordham, Elko helped the 2002 team to a Patriot League title after a 10-3 season.

Elko's coaching experience also includes one-year stints at the U.S. Merchant Marine Academy (2001), where he served as defensive coordinator, and at his alma mater, the University of Pennsylvania (2000), directing the secondary. The Quakers won the 2000 Ivy League title during his lone season on staff. He began his coaching career at Stony Brook in 1999 where he guided the linebackers in the fall and the defensive backs in the spring.

A native of South Brunswick, N.J., Elko graduated from Penn with a bachelor's degree in history in 1999. As a safety, he helped the Quakers to the 1998 Ivy League crown.

Elko is married to the former Michelle Madison of Franklinville, N.J., and they are the parents of three children Michael, Andrew and Kaitlyn.

ELKO YEAR-BY-YEAR

Year	School	Position	Record	Notes
1999	Stony Brook	Graduate Assistant (ILB)	5-5	
2000	Penn	Assistant Coach (DB)	7-3	Ivy League champions
2001	U.S. Merchant Marine Academy	Defensive Coordinator (DB)	4-5	
2002	Fordham	Assistant Coach (LB)	10-3	Patriot League champions NCAA Division I-AA Quarterfinal participant
2003	Fordham	Co-Defensive Coordinator (LB)	9-3	
2004	Richmond	Recruiting Coordinator (LB)	3-8	
2005	Richmond	Special Teams/Recruiting Coord.	9-4	A-10 champions NCAA Division I-AA Quarterfinals participant
2006	Hofstra	Defensive Coordinator (DB)	2-9	
2007	Hofstra	Defensive Coordinator (LB)	7-4	
2008	Hofstra	Asst. Head Coach/Def. Coord. (LB)	4-8	
2009	Bowling Green	Defensive Coordinator (LB)	7-6	Humanitarian Bowl participant
2010	Bowling Green	Defensive Coordinator (LB)	2-10	
2011	Bowling Green	Defensive Coordinator (LB)	5-7	
2012	Bowling Green	Defensive Coordinator (S)	8-5	Military Bowl participant
2013	Bowling Green	Defensive Coordinator (S)	10-4	MAC champions Little Caesars Bowl participant
2014	Wake Forest	Defensive Coordinator (S)	3-9	
2015	Wake Forest	Defensive Coordinator (S)	3-9	
2016	Wake Forest	Defensive Coordinator (S)	7-6	Military Bowl champions
2017	Notre Dame	Defensive Coordinator	10-3	Citrus Bowl champions
2018	Texas A&M	Defensive Coordinator (S)	9-4	Taxslayer Gator Bowl champions
2019	Texas A&M	Defensive Coordinator (S)	8-5	Academy Sports + Outdoor Bowl champions
2020	Texas A&M	Defensive Coordinator (S)	9-1	Capital One Orange Bowl champions
2021	Texas A&M	Defensive Coordinator (S)	8-4	Taxslayer Gator Bowl Participant#

Did not coach in bowl

Overall record as an assistant coach: 149-125 (.544)

Overall record as a defensive coordinator: 115-102 (.530)

Record as a Power 5 defensive coordinator: 57-41 (.582)

ELKO POSTSEASON EXPERIENCE

Texas A&M (2018-21)

2021	TaxSlayer Gator Bowl	-	-	Did not participate
2020	Capital One Orange Bowl	W	41-27	[13] North Carolina
2019	Academy Sports + Outdoors Texas Bowl	W	24-21	[25] Oklahoma State
2018	TaxSlayer Gator Bowl	W	52-13	North Carolina State

Notre Dame (2017)

2017	Vrbo Citrus Bowl	W	21-17	[17] Louisiana State
------	------------------	---	-------	----------------------

Wake Forest (2014-16)

2016	Military Bowl, presented by Northrop Grumman	W	34-26	[23] Temple
------	--	---	-------	-------------

Bowling Green (2009-13)

2013	Little Caesars Pizza Bowl	L	27-30	Pittsburgh
2012	Military Bowl, presented by Northrop Grumman	L	20-29	[24] San Jose State
2009	Roady's Humanitarian Bowl	L	42-43	Idaho

Richmond (2004-05)

2005	NCAA Division I-AA First Round	W	38-10	Hampton
2005	NCAA Division I-AA Quarterfinals	L	20-24	Furman

Fordham (2002-03)

2002	NCAA Division I-AA First Round	W	29-24	Northeastern
2002	NCAA Division I-AA Quarterfinals	L	10-24	Villanova





KEVIN JOHNS

OFFENSIVE COORDINATOR (QB)

FIRST SEASON AT DUKE

DAYTON, 1998

Kevin Johns joined the Blue Devil gridiron program in January 2022, and serves as the offensive coordinator. Johns also coaches Duke's quarterbacks.

Johns, who has over 10 years of experience as an offensive coordinator, comes to Durham after serving three seasons as the offensive coordinator and quarterbacks coach at the University of Memphis.

While there, Johns helped the Tigers earn three bowl invitations, including a 25-10 win over Florida Atlantic in the 2020 Montgomery Bowl. During each of his three seasons, Memphis was among the top five in the American Athletic Conference in scoring offense, including averaging 30.1 points this past season. The Tigers also finished last year second in the AAC in passing offense (298.8), third in offensive yards (435.8), third in first downs (22.5), and third in third down conversion percentage (71-of-174 for 40.8 percent).

In 2020, the Tigers finished the year 22nd in the nation in total offense (453.1) and ranked 17th in both passing offense (307.9) and first down offense (260). Memphis totaled five games with over 500 yards of total offense, including an impressive 703 total yards against Central Florida. During that game, the Tigers set a school-record, coming back from a 17-point deficit in the third quarter to earn the 50-49 win. The 703 total yards of offense were the fifth-most in Memphis history.

In his first season, Memphis ranked among the top 20 nationally in nine statistical categories: passing yards (7th), scoring offense (8th), passing yards/completion (9th), total offense (10th), first downs (10th), passing efficiency (10th), passing offense (17th), passing touchdowns (17th) and third down percentage (19th). The Tigers accumulated more than 500 yards of total offense seven times on the year, including 542 yards versus Big Ten foe Penn State in the Goodyear Cotton Bowl Classic. That season, Johns mentored a 4,000-yard passer (Brady White), a 1,000-yard rusher (Kenneth Gainwell) and a 1,000-yard receiver (Damonte Coxie).

Throughout his three years, Johns coached nine players to 12 All-AAC honors, including two-time recipients in Calvin Austin III, Sean Dykes and Dylan Parham. He also mentored Gainwell and Tahj Washington to All-American accolades. Gainwell garnered FWAA-Shaun Alexander, AFCA, and Sporting News Freshman All-America nods in 2019, while being tabbed the FWAA and The American Athletic Conference Freshman of the Year. Washington earned FWAA Freshman All-America praise in 2020 after recording 43 receptions for 743 yards (17.3 avg) with six touchdowns.

Before Memphis, Johns spent the 2018 season as the offensive coordinator/inside wide receivers and tight ends coach at Texas Tech University. He guided a Red Raiders offense that ranked fourth in the country with 352.6 passing yards per game and 12th with 485.2 total yards per game. Texas Tech also averaged 37.3 points per game that season, which was the fourth-best mark in the Big 12.

Prior to that, Johns served a one-year stint as the offensive coordinator/quarterbacks coach at Western Michigan University in 2017. The Broncos ranked 25th in the country that year with 33.9 points per game and 21st with 224.8 rushing yards per game.

From 2011-16, Johns spent six years at Indiana, the final three as the program's sole offensive coordinator. He also assisted with coaching the quarterbacks and wide receivers after arriving as a co-offensive coordinator in 2011. The Hoosiers rewrote 54 school records during Johns' time there, including season marks for points, total yards, passing yards and rushing yards.

In 2015, Indiana had a 3,500-yard passer, two 1,000-yard rushers and a 1,000-yard receiver, en route to leading the Big Ten in scoring offense at 36.5 points per game. Two years prior, Indiana had five 1,000-yard receivers playing at the same time. One of them was Cody Latimer, who was one of eight NFL draftees during Johns' time in Bloomington. Another one was Shane Wynn, who closed his career among the top four in multiple career categories at Indiana, including receptions (189), 250-yard games (13), 200-yard games (19), four-TD games (5) and all-purpose yards (4,429) before joining the Jacksonville Jaguars.

Johns served a second stint on staff at Northwestern University from 2004-10 in a variety of different roles after a three-year tenure from 1999-2001 as an offensive graduate assistant. During his second term, he joined the staff as an assistant coach with the running backs from 2004-05 before beginning work with the wide receivers and serving as the program's recruiting coordinator for the 2006-07 seasons. He then added passing game coordinator duties in 2008 and served in that role for three seasons until his departure.

He also made stops at the University of Richmond, where he coached the defensive ends (2003) and wide receivers (2002), and Piqua High School in Ohio as the quarterbacks and defensive secondary coach (1998).

Johns was a three-year letterwinner and two-year starter at the University of Dayton (1995-97), where he helped the Flyers to a 20-1 record. He earned Division I-AA All-America honors and was selected the Football Gazette Player of the Year in 1996. In addition, he was a two-time First Team All-Pioneer Football League team recipient in 1996 and 1997. He graduated first all-time on Dayton's career total offensive yardage chart with 4,252, first in highest passing efficiency (151.1), and third in career passing yards (3,572).

He graduated from Dayton with a bachelor's degree in mathematics in 1998 and received his master's degree from Northwestern in educational administration in 2001.

Johns is married to the former Krista Tilley of St. Louis, Mo., and they are the parents of three sons, twins Logan and Tyler, and Carter.



ROBB SMITH

DEFENSIVE COORDINATOR (LB)

FIRST SEASON AT DUKE

ALLEGHENY, 1997

Robb Smith joined the Blue Devil gridiron program in December 2021, and serves as the defensive coordinator. Smith also coaches Duke's linebackers.

Smith and Elko served on the defensive staff together for the 2019 season at Texas A&M University, where Smith was a defensive analyst for the Aggies during their 8-5 season, including a victory over No. 25 Oklahoma State in the Academy Sports + Outdoors Texas Bowl.

He comes to Durham after a two-year stint as the defensive coordinator at Rutgers University under head coach Greg Schiano. Smith previously spent four seasons on the Scarlet Knights' staff with Schiano from 2009-12 and spent one season on his staff with the Tampa Bay Buccaneers (2013).

Under Smith's guidance in 2021, Rutgers held opponents to 52-for-162 on third down (32.1 percent), the 10th-best percentage nationally. That mark included nine games allowing five or less conversions with a season-best 1-for-14 at Indiana. The Scarlet Knights also finished the season holding their opponent to under 300 yards of total offense on six different occasions and allowed just 31 points in the fourth quarter all year.

In 2020, Smith led a Rutgers defense that gained 19 turnovers, the most in a season since 2012 when he was previously the defensive coordinator. That included at least one takeaway in eight games, multiple in four games and at least four in two games. The Scarlet Knights also led the Big Ten that season and ranked No. 11 nationally with 7.8 tackles-for-loss per game and posted three contests in double figures with a season-high 13 coming in a win at Maryland. Rutgers posted 21 sacks as well, which were the most in a Big Ten season and an increase of eight from the previous year.

Smith mentored nine players to 12 All-Big Ten honors during his last two seasons, including two-time recipients in linebacker Olakunle Fatukasi, defensive back Christian Izien and defensive lineman Julius Turner.

Prior to his 2019 season as a defensive analyst with Texas A&M, Smith served as the defensive coordinator at the University of Minnesota for the 2017 and 2018 seasons. The Golden Gophers allowed a total of 274 points in 2017, the fewest permitted by the team since 2004. Smith also worked with the linebackers and coached Thomas Barber to 2017 All-Big Ten honors after he recorded 115 tackles.

Before joining Minnesota's staff, he spent three seasons (2014-16) at the University of Arkansas as the defensive coordinator and secondary coach. Smith's 2016 defense was stout in the second half of games as the Razorbacks allowed only 51 points in the third quarter and 73 in the fourth quarter. His defense also yielded only 12 passing touchdowns in 13 games, while recording 10 interceptions, 14 forced fumbles and 11 fumble recoveries.

In 2015, Smith's unit excelled against the run, as Arkansas held 12-of-13 opponents below their season rushing average. The Razorbacks allowed only 116.46 yards per game on the ground, which ranked second in the SEC and 12th in the nation.

A year earlier, his defensive unit ranked No. 10 in both scoring defense (19.2 points per game) and total defense (323.4 yards per game). It was the first time since Arkansas joined the SEC in 1992 that the Razorbacks had finished in the top 10 in either statistical category. In addition, Arkansas became the first unranked team in college football history to post back-to-back shutouts of ranked opponents when the Razorbacks blanked No. 20 LSU and No. 8 Ole Miss in November of 2014.

Smith spent the 2013 season as the linebackers coach for Schiano in Tampa Bay. He coached All-Pro Lavonte David to become the first linebacker and third player since the sack became an official statistic in 1982 to register at least 100 tackles with at least six sacks and five or more interceptions in a season.

During his first stint in Piscataway, N.J., Smith served in various roles on the Rutgers staff, including defensive coordinator and secondary coach in 2012, special teams coordinator and linebackers coach in 2011, special teams coordinator and cornerbacks coach in 2010 and special teams coordinator and outside linebackers coach in 2009.

The 2012 season saw Rutgers claim its first conference title since 1961 and the fifth in school history. The Scarlet Knights finished the year ranked fourth in the nation in points allowed per game (14.2), sixth in rushing yards allowed per game (95.2), 10th in total defense (311.6 yards per game) and tied for third in rushing touchdowns allowed (6). Rutgers allowed just 91 points against seven Big East opponents, ranking as the eighth-lowest total in conference history. The defense held opponents to 95.2 rushing yards per game, marking only the third time in school history the Scarlet Knights kept the opponent average below 100 yards.

Under Smith's mentorship, Rutgers became one of the best special teams units in college football. The Scarlet Knights ranked in the top 10 in blocked punts each of his three years coaching the unit. Rutgers led the country in 2010 with nine blocked punts, tied for second in 2011 with nine and ranked eighth in 2009 with five. While Smith was at Rutgers, the Scarlet Knights led the nation with 31 blocked kicks. They were also one of the best in the nation in punt and kick returns for touchdowns, tying for fifth with five punt return touchdowns and tying for ninth with four kickoff return touchdowns. Their nine combined special teams touchdowns tied for the fifth-highest total in the NCAA during that time.

Prior to his time at Rutgers, Smith spent seven seasons at the University of Maine, serving his final three years as the assistant head coach and defensive coordinator (2006-08). He was also on staff as the special teams and linebackers coach (2005) as well as the defensive backs coach (2002-04). Under Smith, Maine boasted one of the top defenses in the FCS, highlighted by the 2006 team that ranked first in rush defense, second in total defense, third in sacks and fourth in scoring defense.

He began his coaching career as a graduate assistant at the University of Iowa from 1999-2001 and earned his master's degree in communications studies from there in 2002.

Smith was three-year letterwinner at strong safety for Allegheny College from 1995-97, where he helped the Gators to a 28-4 mark, including the 1996 outright North Coast Athletic Conference (NCAC) title and a share of the 1997 NCAC title.

Smith is married to the former Amy Ruden of Le Mars, Iowa, and they are the parents of two sons, Charlie and Jack.



JESS SIMPSON

CO-DEFENSIVE COORDINATOR (DL)

FIRST SEASON AT DUKE

AUBURN, 1993

Jess Simpson joined the Blue Devil program in January 2022, and serves as the co-defensive coordinator. Simpson also coaches Duke's defensive line.

Simpson brings to Durham over 25 years of coaching experience, including 12 years as a high school head coach where he won seven state titles and compiled a record of 164-12 (.932).

He comes to Duke after serving the 2021 season as the assistant head coach and defensive line coach at the University of Miami. The Hurricanes finished the year with a 7-5 mark and an invitation to the Tony the Tiger Sun Bowl. Simpson mentored defensive tackles Leonard Taylor and Jared Harrison-Hunte as well as defensive ends Deandre Johnson and Zac McCloud during his second stint in Coral Gables. Each recorded at least 7.5 tackles for loss and 2.0 sacks a year ago, with Taylor leading the team in tackles for loss with 9.5 and McCloud in sacks with 5.5. Between the four of them, they registered 13 quarterback pressures.

Simpson also served in the same role for the Hurricanes during the 2018 season, where Miami ranked No. 4 in the country in total defense and ranked No. 1 in several categories such as tackles for loss, third down conversion percentage and passing yards allowed. Under Simpson's tutelage that year, defensive tackle Gerald Willis III earned Second Team All-America and All-ACC honors, while defensive end Joe Jackson was selected an Honorable Mention All-ACC recipient.

In between stops at Miami, Simpson spent the 2019 and 2020 seasons as the defensive line coach with the Atlanta Falcons. He also served as a defensive assistant with the Falcons in 2017. While in the NFL, Simpson helped the Falcons to 21 victories, including a 26-13 win over the Los Angeles Rams in the 2017 Wild Card game. In those three years in Atlanta, Simpson helped coach defensive lineman and two-time Pro Bowl selection Grady Jarrett, who compiled 176 tackles, 35 tackles for loss, 15.5 sacks and 50 quarterback pressures.

Prior to his collegiate and professional coaching career, Simpson spent 12 years (2005-16) as the Buford High School (Ga.) head coach, where he won seven state titles, compiled a record of 164-12 (.932) and led the Wolves to 10 consecutive state final appearances. In total, he spent 21 years (1995-96; 1998-2016) on the Buford coaching staff, helping the Wolves to 10 state titles as a head coach or coordinator. Simpson was Buford's defensive coordinator when the Wolves set the Georgia high school record with a 47-game winning streak from 2001-04.

Simpson also served one-year stints as the head coach at East Paulding High School (Ga.) in 1997 and as an assistant coach at his alma mater, Marietta High School (Ga.) in 1994.

Simpson was a two-year letterwinner (1990-91) at tight end at Auburn. He

helped lead the Tigers to appearances in the 1990 Hall of Fame Bowl and the 1991 Peach Bowl. He was also a member of the team when Auburn claimed the 1989 SEC Championship. After his playing career, Simpson began his coaching tenure as a student assistant for the Tigers, working under Pat Dye and Terry Bowden for the 1992 and 1993 seasons.

A native of Marietta, Ga., Simpson graduated with a bachelor's degree in marketing education from Auburn in 1993. He then went on to earn his master's degree in education from North Georgia College in 2002 as well as a degree in educational leadership and administration from Alabama in 2005.

Simpson is married to the former Tricia Collins, of Powder Springs, Ga., and they are the parents of four children in Luke, Cooper, Jake and Emma. Son, Cooper, played football at the United States Military Academy and is currently a first lieutenant in the United State Army, serving at Fort Stewart. Son, Jake, played football at Wake Forest University.



TROOPER TAYLOR

ASSOCIATE HEAD COACH (RB)

FOURTH SEASON AT DUKE

BAYLOR, 1992

Trooper Taylor joined the Duke staff in January 2019, and serves as the program's associate head coach, while mentoring the Blue Devil running backs. Taylor has also coached the wide receivers (2019-20) and cornerbacks (2021) during his time in Durham.

Taylor has over 30 years of coaching experience, including being on staff at Auburn University for its 2010 BCS National Championship run, in which the Tigers went a perfect 14-0. In total, he's coached in 15 bowl games during a career that includes stints at Baylor, New Mexico, Tulane, Tennessee, Oklahoma State, Auburn and Arkansas State. He has also been named one of the nation's top-25 recruiters by Rivals.com on three occasions (2005, 2007 and 2010).

Last season with the Blue Devils, Taylor mentored a group of veteran cornerbacks, led by Josh Blackwell, Leonard Johnson and Jeremiah Lewis. The trio combined to register 100 tackles, four interceptions, and 14 pass breakups in 2021. Blackwell's seven breakups alone placed him tied for eighth in the ACC, while Johnson and Lewis finished tied for ninth with two interceptions each.

In 2020 while with the wide receivers, Taylor mentored six Blue Devils to at least 150-plus receiving yards, including two with over 300-plus yards. His wideout group accounted for 74 percent of Duke's receiving yards and earned seven of the 11 receiving touchdowns on the year. Jake Bobo led the team in receiving yards with 358 on 32 catches with one touchdown, while Jalon Calhoun registered a team-high 39 receptions for 349 yards and two scores. Both earned six games with 30-plus receiving yards to headline the wide receivers group.

In his first season at Duke, Taylor mentored Calhoun and Eli Pancol to Freshman All-America honors by Pro Football Focus. Calhoun led all ACC freshmen in pass receptions with 46, a mark that placed him third among Power 5 rookie wide receivers. As one of just two true freshmen to start in all 12 games, Calhoun registered a team-best 420 receiving yards with four touchdowns. He had 10 games where he recorded at least two receptions and compiled his lone 100-yard receiving game (105) and only multi-touchdown game (2) during Duke's victory over North Carolina A&T.

Pancol finished with six catches for 91 yards (15.17) and three touchdowns during his rookie season. He compiled at least 10-plus receiving yards on three different occasions and had two catches for over 20-plus yards, both for touchdowns. The Pendleton, Ind., native also notched three rushes for 20 yards (6.7), including a nine-yard touchdown against Georgia Tech. He finished fifth on the team with 24 points accumulated from four total scores.

Taylor came to Durham after spending the previous six seasons (2013-18) on the staff at Arkansas State University, where he helped the Red Wolves to 47 wins, six bowl game appearances and a pair of Sun Belt Conference championships in 2015 and 2016. Over his last three campaigns in Jonesboro, he served as the program's assistant head coach.

Taylor coached the cornerbacks at Arkansas State as the Red Wolves made appearances in back-to-back GoDaddy Bowls (2013 & 2014), New Orleans Bowl (2015), Cure Bowl (2016), Camellia Bowl (2017) and Arizona Bowl (2018). During his tenure, Taylor coached 11 All-Sun Belt selections including his son, Blaise, who enjoyed an honor-filled career that included four all-conference

citations as well as National Football Foundation Scholar-Athlete accolades. In addition, Taylor helped Arkansas State secure five consecutive signing classes that were ranked among the top three in the Sun Belt Conference by at least two of the major recruiting services.

As the University of Auburn's assistant head coach and wide receivers coach from 2009-12, Taylor helped the Tigers to 33 victories, four postseason wins, and the Southeastern Conference and BCS titles in 2010. Auburn boasted a perfect 4-0 record in postseason contests in the four-year stretch with triumphs in 2009 (38-35 over Northwestern in OT in the Outback Bowl), 2010 (56-17 over South Carolina in the SEC Championship game and 22-19 over Oregon in the BCS Tostitos National Championship game) and 2011 (43-24 over Virginia in the Chick-fil-A Bowl).

During the national championship run in 2010, Auburn's receivers helped the offense score a Tiger single-season record 577 points while leading the SEC in scoring at 41.2 points per game as three wideouts topped the 500-yard plateau through the air.

In 2009, he mentored Darvin Adams, who broke the Auburn single-season record for receptions with 60 for 997 yards while ranking second in the SEC with 10 touchdown catches. Adams, who entered the season with just three career catches for 18 yards, was named the MVP of the Outback Bowl after catching 12 passes for 142 yards in the win over Northwestern.

The 2008 season marked Taylor's lone campaign at Oklahoma State University as the Cowboys went 9-4, played in the Holiday Bowl and closed the year ranked No. 16 in the final Associated Press national poll. Serving as co-offensive coordinator and wide receivers coach, Taylor was part of an offense that produced a pair of First Team All-America picks in wideout Dez Bryant and running back Kendall Hunter. That season, Oklahoma State ranked sixth nationally in total offense and ninth in scoring.

Taylor was on the University of Tennessee staff from 2004-07 and coached both the running backs (2004-05) and wide receivers (2006-07). The four-year capsule was highlighted by 34 victories, two 10-win seasons (2004 and 2007), two SEC Eastern Division championships (2004 & 2007), three bowl games (2004 Cotton, 2006 Outback and 2007 Outback) and three top-25 national finishes (No. 13 in 2004, No. 25 in 2006 and No. 12 in 2007).


While with the Volunteers, Taylor coached Tennessee's first pair of single-season 1,000-yard rushers in Gerald Riggs Jr. and Cedric Houston (2004) as well as future NFL All-Pro back Arian Foster. In addition, wideout Robert Meachem received All-America honors in 2006 under Taylor's tutelage and was a first-round pick by the New Orleans Saints in the 2007 NFL Draft.

Prior to his stint in Knoxville, Taylor spent five seasons coaching the wide receivers at Tulane from 1999-2003. Among his pupils were four individuals - Adrian Burnette, Kerwin Cook, Terrell Harris and Roydell Williams - who went on to careers in the NFL. Williams closed his collegiate career as Conference USA's all-time leader in touchdown receptions with 35.

Taylor served the 1998 season coaching the running backs at the University of New Mexico after spending five seasons (1993-97) coaching at Baylor, his alma mater. He began as a graduate assistant coach, working with the administration and the defensive backfield in 1993 and 1994, respectively, before later coaching the wide receivers (1995 and 1997) and defensive secondary (1996).

Taylor lettered four seasons (1989-90-91-92) as a defensive back at Baylor and helped the Bears to the Copper Bowl in his final campaign, while graduating as the school's career leader in both kickoff returns (53) and return yardage (1,063). He graduated from Baylor with a bachelor's degree in communications in 1992.

A native of Cuero, Texas, Taylor is married to the former Dr. Evi Crosby of Harbor City, Calif., and the couple has one daughter, Starr, and one son, Blaise.



ISHMAEL ARISTIDE

ASSISTANT COACH (CB)

FIRST SEASON AT DUKE

PURDUE, 2013

Ishmael Aristide joined the Blue Devil gridiron program in January 2022, and serves as an assistant coach. Aristide coaches Duke's cornerbacks.

Aristide and Elko served on the defensive staff together at Texas A&M University from 2019-20, helping the Aggies to a two-year ledger of 17-6 and victories in the Academy Sports + Outdoors Texas Bowl and Capital One Orange Bowl. Aristide was a senior defensive analyst and secondary assistant during his time in College Station.

He comes to Durham after a one-year stint on staff at the University of Miami, mentoring the strikers and outside linebackers. The Hurricanes finished the 2021 season with a 7-5 mark and an invitation to the Tony the Tiger Sun Bowl. Aristide mentored Amari Carter and Gilbert Frierson during his lone season. Carter finished third on the team with 45 tackles, three tackles for loss, one interception and two quarterback hurries, while Frierson chipped in with 41 tackles, 3.5 tackles for loss, and one sack.

Prior to his time in Coral Gables, Aristide served two years with Elko at Texas A&M. During his time there, he worked with a defense that ranked No. 9 in FBS in total defense (317.3 yards per game) in 2020, leading the SEC in that category and ranking No. 4 among Power 5 schools. Texas A&M ended that season ranked No. 2 in the country in rushing defense, allowing just 92 yards per game.

Aristide's previous two seasons (2017-18) were spent at Mississippi University (Ole Miss) serving as the senior defensive analyst and secondary assistant. While in Oxford, he collaborated with co-defensive coordinator and safeties coach Jason Jones to help with the secondary, game planning, opponent scout, and film breakdown.

His coaching career started at Auburn University in 2016, where he was a defensive graduate assistant coach. During that season, the Tigers finished with an 8-5 overall mark, including an appearance in the Sugar Bowl. Auburn concluded the year ranked No. 11 nationally in red zone defense (.744) and 28th in total defense (361.9 yards per game), which was up from 71st in 2015.

A graduate of Purdue University with a bachelor's degree in technology leadership and innovation, Aristide was a three-year letterman at safety (2010-11) and wide receiver (2012) and was also a member of the track & field program, earning three-time Big Ten Academic All-Conference honors. After graduating from college, he worked for Deloitte Consulting LLP from 2013-16 before joining the Tigers' coaching staff.



HARLAND BOWER

ASSISTANT COACH (DE)

FIRST SEASON AT DUKE

GEORGIA SOUTHERN, 2009

Harland Bower joined the Blue Devil gridiron program in December 2021, and serves as an assistant coach, working primarily with the Duke defensive ends.

Bower and Elko served on the defensive staff together for the 2021 season at Texas A&M University, where Bower was a defensive analyst for the Aggies during their 8-4 season, including an invitation to participate in the Taxslayer Gator Bowl. The two also worked together at the University of Notre Dame for the 2017 season in which they helped the Irish defense rank in the top half nationally in four major defensive categories. Notre Dame went 14-11 during Bower's two seasons in South Bend, including a 21-17 win over LSU in the 2017 Citrus Bowl.

Prior to his year in College Station, Bower spent three seasons (2018-20) as the defensive line coach at the University of South Alabama. While there, he mentored five to All-Sun Belt honors.

In 2020, the Jaguars finished first in the Sun Belt in fourth down defense, holding opponents to just a 38.5 percent (10-for-26) conversation rate. Bower mentored senior defensive lineman and All-Sun Belt selection Jeremiah Littles that season to sixth on the team with 32 tackles, including 5.5 tackles for loss and a team-best 3.0 sacks.

The previous season, he coached Jeffrey Whatley and Sean Brown to all-conference honors. Whatley ranked second in the league with 1.21 tackles for loss per game and finished with 14.5 on the year, which was the third-highest season total in school history. He also tied with teammate Rocel McWilliams for a team-high 4.5 sacks. Brown ended up with career-high figures in 2019 after posting 28 tackles and three tackles behind the line of scrimmage.

During his first year at South Alabama, Bower helped a trio of players in Tyree Turner, Jordan Beaton and Littles combine to register 20 tackles for loss, including 8.5 sacks, as the Jaguars finished among the top half of the Sun Belt in both categories. For those efforts both Turner and Beaton earned All-Sun Belt honors.

Bower joined the Jaguars after a two-year stint as a defensive graduate assistant at Notre Dame. In his second year, Notre Dame finished 11th in both national polls and improved at least 20 spots in the national rankings in rushing defense (72nd to 51st), pass efficiency defense (79th to 46th), scoring defense (62nd to 31st), third down defense (60th to 37th), turnovers gained (104th to 50th), sacks (117th to 82nd) and tackles for loss (102nd to 58th).

Prior to his stop in South Bend, Bower served two years (2014-15) as the outside linebackers coach at the University of Central Arkansas. In his second season, he helped the Bears finish with a record of 7-4, including a 7-2 mark in the Southland Conference. During his time there, he mentored

future All-American and First-Team All-Southland Conference selection George Odum and aided in the development of future first-team all-league honoree Chris Chambers.

Bower also made one-year stops at Troy University (graduate assistant/defense) in 2013, Rutgers University (defensive quality control) in 2012, and Murray State University (assistant defensive line and assistant strength and conditioning) in 2011. His coaching career started at Georgia Military College in 2010, where he coached the outside linebackers and was an assistant strength and conditioning coach.

A 2009 graduate of Georgia Southern University with a bachelor's degree in general studies, Bower was a four-year letterman along the defensive line and was credited with 56 tackles. He began his collegiate playing career at Central Michigan University in 2005 but transferred to Georgia Southern where he was elected a team captain as a senior.

Bower is married to the former Lauren Leigh Haines of Duluth, Ga., and they are the parents of daughters Savannah and Harper.



ZOHN BURDEN

PASS GAME COORDINATOR

ASSISTANT COACH (CB)

FIRST SEASON AT DUKE

VIRGINIA MILITARY INSTITUTE, 2006

John Burden joined the Blue Devil program in January 2022, and serves as the pass game coordinator. Burden also coaches Duke's wide receivers.

He comes to Durham following a one-year stint as the wide receivers coach at the University of Maryland. During his time in College Park, Burden helped coach the Terrapins to a 7-6 record, including a 54-10 victory over Virginia Tech in the 2021 New Era Pinstripe Bowl.

In addition, he mentored two All-Big Ten selections and had six receivers register 300-plus yards during his lone season. Wideout Rakim Jarrett led the team and finished ninth in the Big Ten in receiving yards with 829, while his 62 receptions and five receiving touchdowns placed him seventh and 10th in the conference, respectively. Burden also coached senior Dontay Demus Jr. last season before he suffered a season-ending injury. Demus Jr. had 28 receptions for 507 yards and three touchdowns in just five games and at the time of his injury he led the Big Ten and stood 11th in the country in receiving yards.

Prior to that, Burden founded G.A.M.E. Academy in 2020, which provided football training to high school and middle school athletes in a safe environment during the COVID-19 pandemic. The organization also helped families and student-athletes navigate the recruiting process and provided tutoring for the SAT and ACT tests.

Burden coached at Virginia Tech for five seasons (2015-19), serving the last four as the running backs coach. He also mentored the wide receivers for the 2015 season. The Hokies won 40 games in Burden's five seasons in Blacksburg, including an ACC Coastal Division title in 2016. He helped Virginia Tech appear in five consecutive bowl games and was instrumental in its recruiting efforts, helping put together three top-30 classes according to 247Sports.com.

Virginia Tech averaged over 170 rushing yards per game in each of Burden's four seasons as the Hokies running backs coach. In 2018, Burden oversaw the rushing quartet of running backs Steven Peoples, Deshawn McCleave, Jalen Holsten and Terius Wheatley, a foursome that combined for 332 carries and 1,626 yards (4.9 avg.) with 11 rushing touchdowns.

A record-setting collegiate receiver in his own right at Virginia Military Institute, Burden helped develop current Miami Dolphins wideout Isaiah Ford into Virginia Tech's first receiver to ever produce a 1,000-yard season in 2015 when he set a single-season school record with 1,164 yards, including a 12-catch, 227-yard effort in the Independence Bowl.

Prior to Virginia Tech, Burden had two stints at Old Dominion University, the most recent as the Monarchs' pass game and recruiting coordinator/wide receivers coach from 2012-14. While there, he groomed three 1,000-yard wideouts in Antonio Vaughan (2014), Larry Pinkard (2013) and Nick Mayers (2012). He also aided in the development of wide receivers Zach

Pascal and Travis Fulgham, who are currently with the Philadelphia Eagles and Denver Broncos, respectively.

Under Burden, Old Dominion was one of only 13 FBS schools in 2014 to have three players with 40 or more catches and one of 16 schools to have four players with 30 or more receptions. Vaughan produced his best collegiate season with 63 catches for a league-high 1,019 yards with his 12 touchdowns tying for fourth among all FCS programs.

With Burden serving as passing game coordinator in 2013, Old Dominion ranked fourth in the FCS in scoring offense (42.3), fourth in passing offense (359.4) and seventh in total offense (519.0) as Pinkard led the squad with 68 catches for 1,020 yards.

He helped lead the most prolific FCS offense in 2012 as the Monarchs led the nation in scoring (45.2), total offense (548.2), passing offense (393.8) and touchdown passes (44). Old Dominion claimed the CAA title that year and advanced to the FCS NCAA quarterfinals. Under Burden's guidance, Mayers tied for second among FCS performers with a school-record 16 touchdown catches. He also set single-season school records with 79 catches for 1,233 yards earning All-America honors from College Sports Madness and Beyond Sports Network.

In his one season at the University of Richmond in 2011, Burden developed wide receiver Tre Gray into a record-setting wideout. He earned Third Team All-America honors from the Associated Press after leading the Colonial Athletic Association and setting the Spiders' single-season records with 95 receptions for 1,187 yards.

During his first stop at Old Dominion from 2007-10, Burden served as the defensive backs coach, helping to build a roster from scratch. By the time the Monarchs got on the field in 2009, they produced a 9-2 mark, the best record for a first-year program in the modern era of college football.

Burden began his coaching career in 2006 at Fork Union Military Academy, where he coached wide receivers and the secondary, while also serving as the passing game coordinator and recruiting liaison. While with the Blue Devils, he worked with eventual first-round NFL draft picks in defensive back Kareem Jackson and offensive tackle Anthony Castonzo. Jackson was selected by the Houston Texans with the No. 20 overall pick in the 2010 draft, while Castonzo was taken 22nd in the 2011 draft by the Indianapolis Colts.

A native of Virginia Beach, Va., Burden was a three-time All-Big South wide receiver and four-year letterwinner at VMI from 2002-05, finishing his career with 162 receptions for 2,101 yards (13.0 avg.) with 12 touchdowns. He graduated ranked second, second and third in school history in career receptions, touchdown receptions and receiving yards, respectively. Burden three times achieved 500-plus receiving yards in a single-season, including 742 yards on 58 catches during his senior season in 2005.

He graduated from VMI with a bachelor's degree in psychology in 2006. He and his wife Toren have four children in daughters Langston and Zaria, and sons Aaron and Zamir.



ADAM CUSHING

RUN GAME COORDINATOR

ASSISTANT COACH (OL)

FIRST SEASON AT DUKE

CHICAGO, 2002

Adam Cushing joined the Blue Devil program in January 2021, and serves as the run game coordinator. Cushing also coaches Duke's offensive line.

He comes to Durham after a three-year stint as the head coach at Eastern Illinois University. While with the Panthers, Cushing mentored 13 players to 16 All-Ohio Valley Conference honors, including three-time selection Jason Johnson. He also coached three All-Americans in Johnson, Chad Strickland, and JJ Ross.

Last season, the Panthers ranked No. 2 in FCS in fumbles recovered (14), 15th in kickoff return defense (16.44) and 28th in team tackles for loss per game (6.5). A year prior, Eastern Illinois finished second in kick return defense (10.31), ninth in blocked kicks (3), 22nd in punt returns (10.25) and 23rd in kick returns (23.00). During his first year as a head coach in 2019, Cushing's team led the country in fourth-down conversions (28), while ranking 22nd in fewest penalties per game (5.08) and 30th in total defense (350.6).

Prior to his tenure at Eastern Illinois, Cushing spent 15 seasons in a variety of roles at Northwestern University, including 10 as the offensive line coach. He also coached the superbacks (2007-08), tight ends and H-backs (2005-06) and served as a graduate assistant working with the offensive line (2004). From 2008-11, Cushing had recruiting coordinators responsibilities as well, twice earning national recognition as one of the Big Ten's top recruiters (Rivals.com, 2007 and ESPN.com, 2009).

During his time in Evanston, Cushing helped the Wildcats to the Big Ten Conference West Division title in 2018. That season was capped by the team's 31-20 win over No. 17 Utah in 2018 Holiday Bowl. In total, Cushing was on staff at Northwestern for 10 bowl games.

While at the helm of the offensive line, his unit blocked for five 1,000-yard rushers, including one of the most productive running backs in program history in Justin Jackson. He became just the second player in Big Ten history to rush for 1,000 yards in four-straight seasons, finishing his career as the program's all-time leader in rushing yards with 5,440.

Cushing's group was also stout when it came to protecting quarterbacks. The offensive line blocked for Clayton Thorson, who finished his career setting program records for passing touchdowns (61), attempts (1,696) and completions (991). Thorson ranked second in total yards (11,139) as well. During the 2010 Outback Bowl, eventual fourth-round NFL Draft pick quarterback Mike Kafka posted a record-breaking offensive performance when he threw for a school-record 532 yards. Northwestern also broke the NCAA record for offensive plays in a game (115) during that contest.

In addition, Cushing mentored seven All-Big Ten offensive line selections and eight NFL offensive linemen, including right tackle Rashawn Slater, who would go on to be the No. 13 overall selection by the Los Angeles

Chargers in the 2021 NFL Draft and a 2022 All-Pro Bowl choice as a rookie.

As the Wildcats' superbacks coach, Cushing guided Drake Dunsmore to Freshman All-Big Ten honors by The Sporting News in 2007. Dunsmore, who was selected in the seventh round of the 2012 NFL Draft by the Tampa Bay Buccaneers, ranked third on the team with 12.8 yards per catch among players with 10 or more catches, picking up 141 yards on 11 receptions.

Cushing joined the Wildcats after spending two years as an assistant coach at the University of La Verne. He coached the tight ends in 2002 and the offensive line in 2003.

Cushing was a three-year starter at tight end at the University of Chicago, where he was named a three-time All-University Athletic Association recipient (1999-2001). He helped the Maroons win UAA titles in 1998 and 2000 and was selected a team captain his senior year. He also graduated third in program history with 72 career receptions.

A native of Chicago, Cushing graduated with a bachelor's degree in psychology from Chicago in 2002. He then went on to earn his master's degree in general education from La Verne in 2004.

Cushing is married to the former Dr. Jaime Bissegger, of Naperville, Ill., and they are the parents of two daughters, Abigail and Dana, and son, Alexander. Cushing served as the lone FCS head coach on the Football Oversight Committee during his time at Eastern Illinois.



PATRICK DOUGHERTY

SPECIAL TEAMS COORDINATOR

ASSISTANT COACH (TE)

FIRST SEASON AT DUKE

OLD DOMINICAN, 2008

Patrick Dougherty joined the Blue Devil gridiron program in January 2022, and serves as the special teams coordinator. Dougherty also coaches Duke's tight ends.

Dougherty makes his way to Durham after an eight-year stint at Ball State University, serving the last two as the assistant head coach, special teams coordinator and tight ends coach. He also served as the special teams coordinator and tight ends coach (2016-19) and the tight ends coach and recruiting coordinator (2014-15) during his time in Muncie. Dougherty was on staff for the 2012 season as well, working as a graduate assistant with a focus on the offensive line.

Throughout his Ball State tenure, he coached the Cardinals in four bowl games, including a 34-13 victory over No. 19 San Jose State in the 2020 Offerpad Arizona Bowl. In addition, Dougherty coached six players to 10 All-Mid-American Conference honors, including three-time recipient in kick returner Malik Dunner (2017-19). Return specialist Justin Hall was also a two-time award winner, earning recognition in 2020 and 2021. Kicker Morgan Hagee saw success under Dougherty's tutelage as well, setting the Ball State PAT record in 2018 (129) and finishing his Cardinal career ranked third in program history in points (282).

Last season, Dougherty mentored return specialist Hall, who broke the program record for career all-purpose yards with 5,359. The Douglasville, Ga., native was one of seven players in the country in 2021 to score a touchdown via rush, reception and kickoff return during the regular season. Ball State also finished the year bowl eligible for the second-straight season, making an appearance in the TaxAct Camellia Bowl.

During his first year as the assistant head coach, he helped the Cardinals to their first MAC Championship since 1996 after they finished the year with a 7-1 overall mark and a final ranking of No. 23 in the Associated Press and Coaches Polls. His special teams unit ranked second in the MAC in kickoff average and registered a blocked field goal in the MAC Championship game and a blocked punt in the Arizona Bowl.

Since taking over as special teams coordinator in 2016, Ball State has consistently ranked in the top half of the MAC in both kick and punt returns. The Cardinals led the conference in kickoff returns in 2017 and finished in the top three on two other occasions. The punt return unit has been stout as well, finishing in the top three of the MAC multiple times.

Dougherty also made stops at Northwestern University (2013) as the defensive quality control coach, and Lindsey Wilson College (2010-11) as the special teams coordinator and linebackers coach. His coaching career started at Defiance College in 2008, where he coached the defensive line for two seasons.

A 2008 graduate of Ohio Dominican College with a bachelor's degree in

business management, Dougherty was a four-year letterman and two-year starter at linebacker for the Panthers, earning three-time academic all-conference accolades during his tenure. He went on to earn a master's degree in sports science from Defiance in 2010.

Dougherty is married to the former Emma Lebovitz of Cleveland, Ohio, and they are the parents of one son, Griffin.



LYLE HEMPHILL

ASSISTANT COACH (s)

FIRST SEASON AT DUKE

URSINUS, 2002

Lyle Hemphill joined the Blue Devil gridiron program in December 2021, and serves as an assistant coach, working primarily with the Duke safeties.

Hemphill and Elko served on the defensive staff together for three seasons at Hofstra University from 2006-08, helping the Pride to a three-year ledger of 13-21 and a ranking of fourth in the nation in pass defense in 2008. Hemphill coached the secondary and special teams units during his time in Hempstead, N.Y.

For the last five seasons, Hemphill served on Dave Clawson's staff at Wake Forest, mentoring the safeties before being elevated to defensive coordinator at the conclusion of the 2018 season. Over the past three years as the defensive coordinator, Hemphill has helped lead the Demon Deacons to three consecutive bowl appearances. Wake Forest was also one of just three FBS schools with 13 or more interceptions during that three-year stretch.

Under Hemphill's guidance in 2021, Wake Forest was tied for fifth in the nation with 27 turnovers gained on the season and sixth in the ACC in pass defense, allowing just 221.85 yards per game. He also helped the Demon Deacons to a 10-3 ledger, including a perfect 6-0 mark at home.

Wake Forest had its highest turnover margin in the Clawson era with a +10 margin during the 2020 season. The Demon Deacons were one of just seven FBS schools to post a +10 or better margin in the country, tying for fourth in that category. Of Wake Forest's 13 interceptions that season, four came from freshman walk-on safety Nick Andersen, who was tied for eighth nationally and tied for first in the ACC.

The 2019 Wake Forest defense finished 16th in the nation in third down defense, which was a program best. The Demon Deacons also ended the season 15th in fumbles recovered and 17th in passes intercepted among all FBS schools. During that season, Hemphill helped mentor Carlos "Boogie" Basham Jr. to one of the best single-seasons for an edge defender in school history. He was the ACC leader with 18.0 tackles for loss and tied for 14th nationally with 11.0 sacks.

During his tenure in Winston-Salem, Hemphill coached 14 defensive players to 17 All-ACC recognition, including safety Jessie Bates III and Basham Jr. Bates, who was taken in the second round of the 2018 NFL Draft by the Cincinnati Bengals, was an honorable mention All-ACC pick in 2017 and finished his career third in school history with 195 interception return yards. Basham Jr., who was taken in the second round of the 2021 NFL Draft by the Buffalo Bills, finished his four-year career with 20.5 sacks (fourth most in school history), 173 tackles, four forced fumbles and three fumble recoveries.

Prior to Wake Forest, Hemphill spent six seasons (2011-16) at Stony Brook, where he served as the safeties coach before adding defensive coordinator

duties his final four years. The 2015 FCS Defensive Coordinator of the Year by FootballScoop.com, helped direct one of the FCS' top defenses in the country. During his last three seasons, the Seawolves finished in the top three nationally in total defense, including leading the country in 2015, allowing just 250.1 yards per game. Under Hemphill's guidance, seven Seawolves earned all-conference honors, including Davonte Anderson and Victor Ochi, who became the Stony Brook's Division I career leader in interceptions and sacks, respectively.


Prior to his time with the Seawolves, Hemphill had a second stint at Delaware for the 2010 season, where he served as the cornerbacks coach. He also served on Blue Hens' staff from 2004-05 as a graduate assistant, working primarily with the secondary. In 2010, he helped the Blue Hens get back to the FCS Championship Game, as Delaware finished the season with a 12-3 record including six top-25 wins. During his first stint, Hemphill helped guide the Blue Hens to a DI-AA quarterfinal appearance.

From 2006-09, he worked with the defensive backs and special teams unit at Hofstra. While with the Pride, Hemphill helped the secondary rank fourth in the FCS in pass defense, allowing just 136.92 yards per outing, and second in the CAA in 2007 in interceptions with 13. He also saw defensive back Kyle Arrington sign with the Philadelphia Eagles as an undrafted free agent at the conclusion of the 2008 season.

His coaching career started at Delaware Valley University in 2002, where he coached defensive backs and special teams.

A 2002 graduate of Ursinus College with a bachelor's degree in politics, Hemphill was a four-year letterman at strong safety and wrestled one season for the Bears. He went on to earn a master's degree in education administration from Delaware in 2005.

Hemphill is married to the former Christen Gardner of Philadelphia, and they are the parents of four children, Izabella, Lyla, Georgia and Olivia. His father, Joe, is one of the most successful football coaches in Delaware high school history, coaching at St. Elizabeth from 1972-2013.



QUINN BILLERMAN

GRADUATE ASSISTANT COACH (OFFENSE)

SECOND SEASON AT DUKE

NORTH CAROLINA CENTRAL, 2015

Quinn Billerman joined the Duke coaching staff in February 2021, and serves as a graduate assistant coach working primarily with the offense.

During his first season, Billerman assisted with the quarterbacks, mentoring starter Gunnar Holmberg and rookies Riley Leonard and Jordan Moore. Holmberg finished the season 217-of-324 passing with seven touchdowns, while Leonard and Moore went 37-of-62 and 9-of-19 passing, respectively, with one passing TD each.

Prior to his time in Durham, Billerman spent three seasons (2018-20) on staff at Rice University as an offensive quality control coach. While with the Owls, Billerman mentored quarterback Mike Collins to honorable mention all-conference honors.

Before joining the Rice staff, he spent two years as a graduate assistant coach at his alma mater N.C. Central University where he worked with the quarterbacks and the wide receivers. While in Raleigh, Billerman helped coach the Eagles to the 2016 MEAC Championship, while mentoring quarterback Malcolm Bell to sign a professional contract with the Winnipeg Blue Bombers of the Canadian Football League (CFL).

Billerman began his playing career at New Mexico Military Institute, where he was a two year starter. Before leaving, he set the program's record for yards (2,962) and touchdowns (34) in a single season (2013) and led the Broncos to a win over Arizona Western in the El Toro Bowl.

Billerman transferred to N.C. Central University prior to the 2014 season and helped the Eagles win back-to-back MEAC titles (2014 & 2015) along with a berth in the 2016 Air Force Reserve Celebration Bowl.

A native of Raleigh, N.C., Billerman graduated in 2015 from N.C. Central University and was named a National Football Foundation Bill Dooley Chapter University Scholar-Athlete.



CLETE NORTON

GRADUATE ASSISTANT COACH (DEFENSE)

FIRST SEASON AT DUKE

TEXAS A&M, 2018

Clete Norton joined the Duke coaching staff in January 2022, and serves as a graduate assistant coach working primarily with the defense.

Prior to arriving in Durham, Norton spent four seasons (2018-21) as a defensive student assistant at Texas A&M University, working under Duke head coach Mike Elko. While with the Aggies, Norton helped the program to a 34-14 (.708) record and four consecutive bowl games. In 2021, Norton helped mentored the defensive group to a No. 3 national ranking in scoring defense, allowing just 15.92 points per game, as well as the No. 9 pass efficiency defense (112.00) and No. 7 red zone defense (.710).

Norton graduated from Texas A&M in 2018 with a bachelor's degree in sports management. While working toward his degree, Norton served as an equipment assistant (2017) and facilities intern (2016) for the Aggies.



LUKE SHIVELY

GRADUATE ASSISTANT COACH (OFFENSE)

FIRST SEASON AT DUKE

NORTHERN ILLINOIS, 2018

Luke Shively joined the Duke coaching staff in January 2022, and serves as a graduate assistant coach working primarily with the offense.

Prior to coming to Durham, Shively spent three seasons (2019-21) on staff at Temple University as a graduate assistant coach working with the offensive line. While with the Owls, Shively mentored three to All-American Athletic Conference honors, including All-American Matt Hennessy, who was selected by the Atlanta Falcons in the third round of the 2020 NFL Draft.

Before joining the Temple staff, he was a four-year letterwinner and three-year starter at center for Northern Illinois University from 2015-18. During his time in Dekalb, Ill., Shively helped the Huskies register 29 wins and earn appearances in the 2015 San Diego County Credit Union Poinsettia Bowl, 2017 Quick Lane Bowl, and 2018 Cheribundi Boca Raton Bowl.

Northern Illinois appeared in two Mid-American Conference championship games while Shively was a player, including the 2018 title game in which the Huskies defeated Buffalo, 30-29, to claim their fifth conference crown. Shively was team captain of that squad that finished the year with an 8-6 overall mark. He earned Second Team All-MAC honors that season and finished his career as a three-time Academic All-MAC selection. Shively was also tabbed to the 2019 National Football Foundation Hampshire Honor Society.

A native of Tipton, Ind., Shively graduated from Northern Illinois with a bachelor's degree in biochemistry in 2018. He added a master's degree in higher education from Temple in 2021.



ZACH SPARBER

GRADUATE ASSISTANT COACH (DEFENSE)

SECOND SEASON AT DUKE

BROWN, 2015

Zach Sparber joined the Duke coaching staff in February 2021, and serves as a graduate assistant coach working primarily with the defense.

During his first year with the Blue Devils, Sparber helped mentor the linebackers, including Shaka Heyward a Third Team All-ACC selection. Heyward led the team and ranked fifth in the ACC with 98 tackles just a season ago.

Prior to arriving in Durham, Sparber spent three seasons (2018-20) as a graduate assistant coach at Virginia Tech, working under defensive coordinator Bud Foster. While with the Hokies, Sparber helped the program win 19 games and make two bowl game appearances at the 2018 Military Bowl and the 2019 Belk Bowl.

Before arriving in Blacksburg, Sparber spent the 2017 season as an offensive line coach, recruiting coordinator, assistant strength and conditioning coach at Bergen Catholic High School in Oradell, N.J. During his one season with the program, the Crusaders finished with a record of 10-2, claimed the Group IV State Championship and were a top-25 team nationally, including a No. 1 ranking in the state of New Jersey. All five of Bergen Catholic's offensive linemen went on to play college football, including all-state tackle Bryan Felter, who is currently Rutgers' starting guard.

In 2016, Sparber served as a defensive line coach at Stonehill College. While on staff, Sparber's defensive unit led the Northeast-10 in fewest rushing yards allowed.

Sparber was a four-year letterwinner at Brown University, earning Second Team All-Ivy League honors as a senior. He was also awarded the Lawrence Rubida "Iron Man" Award and "Bill Perry" Defensive Lineman Award during his tenure as a Bear.

Sparber graduated from Brown in December 2015, with a degree in business entrepreneurship and organization. He also earned a master's degree in education from Virginia Tech in 2020.

Sparber is married to the former Alli Komrower.



RICH SKROSKY

SENIOR ANALYST (OFFENSE)

FIRST SEASON AT DUKE

RAMAPO, 1983

Rich Skrosky joined the Duke coaching staff in January 2022, and serves as a senior analyst working primarily with the offense.

Skrosky has over 35 years of coaching experience, including 28 as an offensive coordinator or head coach. During his coaching tenure, he has participated in five bowl games (2012 Beef O'Brady's Bowl, 2013 GoDaddy Bowl, 2017 Gasparilla Bowl, 2018 Bahamas Bowl Champ, and 2019 Camellia Bowl), mentored three NFL Draft picks (Alex McGough, James Morgan, and Keith Wenning) and won two conference titles (Northeast Conference - 1996 and 1998). In addition, Skrosky has coached 96 all-league selections.

He comes to Durham, after a four-year stint (2017-20) as the offensive coordinator and quarterbacks coach at Florida International University. While there, he helped the Panthers to three consecutive bowl appearances and mentored two NFL Draft picks in quarterbacks McGough and Morgan. During the 2018 draft, McGough was taken by the Seattle Seahawks in the seventh round, while Morgan was selected by the New York Jets in the fourth round of the 2020 draft.

Under Skrosky's guidance, McGough broke FIU's program record for passing yards in a single season (2,798) and passing percentage (65.4) in 2017. The following year, Morgan broke the season record for most touchdown passes (26) and passing efficiency (157.6).

As a team, the Panthers posted the top two season marks in program history in passing yards (3,194 in 2018 and 3,031 in 2017) and completion percentage (65.5 percent in 2018 and 65.4 percent in 2017). In addition, the team recorded the most points (450) and total yards (5,480) in a single-season in 2018. FIU also ranked first nationally in red zone offense and third in red zone touchdowns in 2017, while finishing first in Conference-USA and 16th nationally in third down conversions in 2018.

Prior to his time at FIU, Skrosky spent three seasons (2014-16) as the head coach at Elon University and guided the Phoenix program as they made the move to the Colonial Athletic Association (CAA) in 2014. This was his second stint at Elon, as he also served as the team's offensive coordinator and quarterbacks coach (2009-10) as well as the offensive line coach (2006-08) a few years prior.

During his time with the Phoenix, Skrosky coached the team to the most total yards (5,099 in 2009) and highest average yards per game (435.2 in 2010) in a single-season in school history. He also coached Elon to its first-ever FCS Playoff appearance during the 2009 season.

Under his guidance, Skrosky helped develop 22 all-conference selections and three All-Americans, in wide receivers Terrell Hudgins and Aaron Mellette as well as quarterback Scott Riddle. Hudgins amassed career 5,250 receiving yards on 395 receptions, both of which were NCAA Division I records. The wideout established 19 records, 10 of which were NCAA marks

and was the first NCAA Division I player to post four 1,000-yard receiving seasons. Mellette posted 4,254 career receiving yards on 304 receptions and set a program mark for receptions in a game with 18 against Richmond in 2010. Riddle passed for 13,264 career yards, the most ever by an Elon or SoCon player, and set a total of 41 NCAA, SoCon or Elon records.

In between stints at Elon, Skrosky spent three years (2011-13) as the offensive coordinator and quarterbacks coach at Ball State University. While there, he was twice named a nominee for the Broyles Award (2012 and 2013), which is an honor that is presented to the nation's top assistant coach. Skrosky helped guide the Cardinals to consecutive bowl game appearances in 2012 and 2013, while mentoring 16 All-MAC selections, including NFL Draft pick Wenning. The quarterback was taken in the sixth round of the 2014 NFL Draft by the Baltimore Ravens.

During his time with the Cardinals, Skrosky's offense compiled the top two best seasons in both total offense and scoring offense. Ball State set a program mark of 457 yards of total offense in 2012 before breaking it a year later with 486 in 2013. The Cardinals did the same thing with their scoring offense, setting a school record with 36.4 in 2012 before surpassing that with 40.1 in 2013. The team's 63 touchdowns in 2013 were also the most scored by a Ball State team in program history.

Before his first stop at Elon, Skrosky spent five years (2001-05) serving as the offensive coordinator and offensive line coach at Columbia University. Prior to that, he spent eight seasons (1993-2000) as the offensive coordinator and offensive line coach at Monmouth University, where he helped the squad capture two NEC titles in 1996 and 1998.

Skrosky was the head coach at his alma mater Ramapo College during the 1992 campaign after serving as the program's offensive coordinator, offensive line, and tight ends coach during the 1990 and 1991 seasons.

He also turned in stints as a graduate student, working primarily with the tight ends, at Rutgers University for two seasons (1988-89) and as the assistant head coach, defensive coordinator, and defensive backs coach at Lodi (N.J.) High School for three seasons (1985-87). Skrosky earned his coaching start as the defensive backs coach at St. Peter's Prep High School in Jersey City, N.J., in 1984.

Skrosky was a letterwinner at safety for Ramapo before earning his bachelor's degree in political science in 1983.

He is married to the former Suzanne Quentz of Towaco, N.J.



ROBERT WRIGHT

SENIOR ANALYST (DEFENSE)

FIRST SEASON AT DUKE

MIAMI, 2015

Robert Wright joined the Duke coaching staff in January 2022, and serves as a senior analyst working primarily with the defense.

Wright comes to Durham after a one-year stint at Iowa State University as the special teams quality control coach. While in Ames, Iowa, Wright was responsible for organizing all aspects of the special teams unit, including meetings, daily practice plans, scouting reports and game plans. During his short time with the Cyclones, Wright helped the program to a 7-6 record, including an appearance in the 2021 Cheez-It Bowl. He also mentored kicker Andrew Mevis, who garnered Lou Groza Award semifinalist accolades.

Prior to Iowa State, Wright spent two seasons (2019-20) at Texas A&M University as a defensive graduate assistant under Aggies defensive coordinator and current Duke head coach Mike Elko. During his time in College Station, Texas A&M posted an overall record of 17-6, including consecutive bowl game victories over No. 25 Oklahoma State (2019 Academy Sports + Outdoors Texas Bowl) and No. 13 North Carolina (2020 Capital One Orange Bowl).

Before that, Wright served in two different roles at the University of Illinois for the 2016-18 seasons. He joined the Illini as a defensive graduate assistant (2016-17) before being elevated to a defensive quality control analyst for his final year (2018). While in Champaign, Wright worked primarily with the linebackers and nickelbacks.

Wright got his coaching start as a special teams quality control coach at his alma mater the University of Miami. He spent the 2015 season helping coach punter Justin Vogel, who was a Ray Guy Award semifinalist, who recorded 67 punts for 2,846 yards (42.5 avg.) that year. The Hurricanes finished the season with an 8-5 mark, including an appearance in the Hyundai Sun Bowl.

Before his coaching stint with the Hurricanes, Wright was a member of the football program at Miami for the 2011 season. He later went on to earn a bachelor's degree in economics from the University in 2015. He also obtained his master's degree in sport administration from Illinois in 2017.



CHRIS COOK

ANALYST (OFFENSE)

FIRST SEASON AT DUKE

CHATTANOOGA, 2009

Chris Cook joined the Duke coaching staff in March 2022, and serves as an analyst working primarily with the offense.

Cook comes to Durham after spending the 2021 season with the Denver Broncos of the National Football League (NFL) as an offensive quality control coach. During his lone season in the Mile High City, Cook worked specifically with the offensive line and All-Pro Bowl selection Garrett Bolles.

Prior to that, Cook worked as the tight ends and offensive tackles coach as well as the director of player development and engagement for two seasons (2019-20) at the University of Akron.

Before his time in Ohio, Cook served as the tight ends and tackles coach at his alma mater the University of Tennessee at Chattanooga for two seasons (2017-18). He added recruiting coordinator duties his final season. Cook helped tight end Bailey Lenior to All-Southern Conference recognition in 2017.

He returned to his alma mater after serving the 2016 season on staff at East Carolina University as the offensive quality control coordinator and assistant offensive line coach.

In 2015, Cook served as defensive line coach and was named defensive coordinator at Independence High School in Charlotte, N.C., prior to joining former Blue Devil Scottie Montgomery's staff at ECU. He helped the Patriots to a second round NCHSAA playoff appearance. The defensive unit held opposing offenses to seven points or less six times in 2015, including two shutouts.

Cook served as director of the Boys & Girls Club - Teen Center in Raleigh, N.C., from 2010-15. During that time, he spent each year working with the Duke football staff at their high school prospect camps.

In 2009, he served as the defensive line coach at Weddington High School where he coached former University of Maryland defensive lineman Darius Kilgo, who was drafted in the sixth round by the Denver Broncos in 2015.

In the summers of 2018, 2019 and 2020, Cook was selected by the NFL for the Bill Walsh Diversity Coaching Fellowship. He worked with the Atlanta Falcons (2018-19) and the Cleveland Browns (2020).

Cook was a three-year letterwinner (2001-03) and two-year starter at center for the Mocs, earning All-America honors in 2002. He garnered team offensive MVP accolades in 2002 and was selected a team captain prior to the 2003 season. After his college career, Cook pursued a professional football career playing in the Arena Football League - Kansas City Brigade (2007-09). Prior to signing with the Brigade, Cook worked out for the Chicago Bears, Philadelphia Eagles, Buffalo Bills, and Indianapolis Colts.

Cook graduated from UT Chattanooga with a bachelor's degree in communications in 2009. A native of Wingate, N.C., Cook is married to the former Mandisa Foster of Kansas City, Kan., and they are the parents of son, Mayor and daughter, Paige.



KEITH LARSON

ANALYST (SPECIAL TEAMS)

FIRST SEASON AT DUKE

VALPARAISO, 2009

Keith Larson joined the Duke coaching staff in May 2022, and serves as an analyst working primarily with special teams.

Larson comes to Durham after spending three years (2019-21) at Bucknell University as the special teams coordinator and defensive backs coach. He also served time as the Bisons' wide receivers coach.

While in Lewisburg, Pa., Larson mentored receiver Brandon Sanders to two-time First Team All-Patriot League honors. Sanders held the school record for receptions in a single game with 14 in 2019 and was one of just 10 to make at least 100 catches throughout the course of their Bison career. Larson also had a hand in the development of return specialist Jared Cooper, who garnered First Team All-Patriot League accolades in the spring of 2021.

Prior to that, Larson worked as the special teams coordinator (2018) and defensive backs coach (2016-18) for three seasons at Rensselaer Polytechnic Institute (RPI). Over the course of his final two seasons in Troy, N.Y., the Engineers went a combined 18-5, won two Liberty League titles and qualified for back-to-back NCAA Division III Championships. In 2018, RPI advanced to the NCAA quarterfinals for the second time in program history.

Before his time at RPI, Larson worked as a graduate assistant coach at Robert Morris University (Ill.), now known as Roosevelt University, for two seasons (2014-15). While there, he worked closely with the defensive backs and the defensive coordinator.

Larson was a three-year letterwinner (2011-13) at safety for Valparaiso University. He also served as the special teams captain. Larson graduated with a degree in business management in 2014. He added a master's degree in sports administration from Robert Morris in 2015.



DWAYNE THOMAS

ANALYST (DEFENSE)

FIRST SEASON AT DUKE

LSU, 2016

Dwayne Thomas joined the Duke coaching staff in March 2022, and serves as an analyst working primarily with the defense.

Thomas spent three years (2019-21) as a defensive analyst at his alma mater Louisiana State University. While in Baton Rouge, Thomas mentored three to All-SEC honors, including first team recipients Grant Delpit (a second-round pick of the Cleveland Browns in the 2020 NFL Draft) and Derek Stingley Jr. (the third overall pick in the 2021 NFL Draft by the Houston Texas). He also was on staff when the Tigers claimed the 2019 SEC title and 2020 NCAA Football National Championship.

Thomas was a graduate assistant coach at the University of Texas at San Antonio in 2018, working primarily with the defensive backs.

Thomas, a four-year letterwinner (2013-14-15-16) for the Tigers, compiled 110 tackles, 16.5 tackles for loss, 5.5 sacks, 21 pass breakups, eight quarterback pressures, two interceptions, two forced fumbles and one fumble recovery in 41 career games. After his collegiate career, the New Orleans, La., native signed a free agent contract with the NFL's New England Patriots.

Thomas graduated from LSU with a bachelor's degree in sport administration in December 2016.



TANNER COTMAN

QUALITY CONTROL COORDINATOR (DEFENSE)

FIRST SEASON AT DUKE

OLD DOMINION, 2016

Tanner Cotman joined the Duke coaching staff in February 2022, and serves as a defensive quality control coach.

Cotman comes to Durham after spending the 2021 season as the safeties coach and video coordinator at Norfolk State University. Working under first-year head coach Dawson Odums, Cotman helped the Spartans to a 6-5 ledger last season. He also mentored Stuart Anderson Jr. to Third Team All-MEAC honors after the Mathews, Va., native recorded 38 tackles, 1.5 tackle for loss, two interceptions and one pass breakup.

Prior to that, Cotman spent the 2020 season as a defensive graduate assistant at Eastern Michigan University, working primarily with the safeties.

Before joining the Eagles' staff, Cotman spent seven years (2013-19) work-

ing at his alma mater Old Dominion University, first as a student assistant (2013-16) and then as a graduate assistant (2017-19). His time with the Monarchs was focused on the defensive side of the ball, primarily with safeties and linebackers.

Cotman helped the Monarchs in 2019 improve from a defensive ranking of 118 to 45, and mentored linebacker Lawrence Garner to Second Team All-Conference USA honors after he finished second in the league with 9.2 tackles per game.

In 2016, Cotman was on staff when the Monarchs ended the year with a 10-3 record, including an appearance in the program's first bowl game - a 24-20 victory over Eastern Michigan University in the Popeyes Bahamas Bowl.

Cotman graduated from Old Dominion in 2016 with a bachelor's degree in physical education. He later added a master's degree in coaching education from the University in 2020.



NICHOLAS SEWAK

QUALITY CONTROL COORDINATOR (OFFENSE)

FIRST SEASON AT DUKE

GEORGIA SOUTHERN, 2016

Nicholas Sewak joined the Duke coaching staff in January 2022, and serves as an offensive quality control coach.

Sewak comes to Durham after spending the 2021 season as an offensive graduate assistant at the University of Memphis. Working under offensive coordinator and current Duke offensive coordinator Kevin Johns, Sewak helped the Tigers finish last season ranked second in the AAC in passing offense (298.8), third in offensive yards (435.8), third in first downs (22.5), and third in third down conversion percentage (71-of-174 for 40.8 percent).

Prior to that, Sewak spent two seasons (2019-20) as an offensive graduate assistant at the University of Tennessee, working primarily with the offensive line.

Sewak began his coaching career at the University of North Carolina Charlotte as an offensive graduate assistant for the 2017 and 2018 seasons. During his time there, he worked with the offensive line, tight ends, and special teams units.

A native of Statesboro, Ga., Sewak lettered one season as a long snapper for the Georgia Southern University football program. He was a three-time Sun Belt Conference Commissioner's List (3.5 GPA or higher) selection and earned Dean's List or President's List honors each semester.

Sewak graduated from Georgia Southern in 2016 with a bachelor's degree in sports management. He later added a master's in higher education administration from the University in 2017. His father, Mike, served as the head coach at Georgia Southern from 2002-05 and helped guide the Eagles to a Southern Conference Championship in 2002 and 2004 and was also named the SoCon Coach of the Year in 2004.

SPORTS PERFORMANCE



DAVID FEELEY
Associate Director of Sports Performance/Director of Football Sports Performance



JEREMY JACOBS
Associate Director for Sports Performance/Head of Football Applied Sports Science



RODNEY HILL
Assistant Director of Sports Performance



TYLER MILES
Assistant Director of Sports Performance



ROBO WILLIAMS
Assistant Director of Sports Performance

RECRUITING



DEREK MILLER
Recruiting General Manager



KAI BRASHEARS
Director of Recruiting



JASMINE JOHNSON
Director of On-Campus Recruiting



TORI HARRIS
On-Campus Recruiting Coordinator



KAYLA HUDSON
On-Campus Recruiting Coordinator

SCOUTING



SHAUN COOK
Scouting Assistant



ALLEN GAUDET
Scouting Assistant

OPERATIONS



BLAIRE HODGES
Director of Internal Operations



DELVIN JONES
Director of External Operations



ASHLEIGH CRUTCHER
Football Operations Assistant

SPORTS MEDICINE



HAP ZARZOUR
Executive Director/Integrative Performance Excellence



KYLE BEATTY
Assistant Athletic Trainer



YUJI KATSUTA
Assistant Athletic Trainer



ZACH CHRISTOPHERSON
Sports Physical Therapist



DR. ANNUNZIATO AMENDOLA
Chief Medical Officer



DR. JEFF BYTOMSKI
Head Medical Team Physician

ACADEMIC SUPPORT



JACQUELINE DAVIS
Associate Director of Academic Services/Director of Football Academic Support



DANIELLE SNOOK
Assistant Director of Academic Services/Student Transitions



JEANETTE LLORENS
Academic Coordinator

NUTRITION



ROSALIE GRANT
Director of Football Nutrition

EQUIPMENT STAFF



WES PICKELL
Director of Football Equipment



CHRIS WOOLSEY
Assistant Director of Football Equipment



CLARK GUSTAFSON
Football Equipment Assistant

VIDEO OPERATIONS



JOHN RILEY
Director of Football Video Operations




LANE SMITH
Football Video Assistant

FOOTBALL RELATIONS



CARSON BARD
Director of Head Coach Operations



DORIAN JACKSON
Assistant Director of the Future Initiative



TERRELL SMITH
Director of the Future Initiative

COMMUNICATIONS



KAT CASTNER
Director of Communications



AARON SOCHA
Assistant Director of Communications

CREATIVE SERVICES



BRENT GREENBERG
Director of Football Digital Strategy



DUNCAN BOONE
Assistant Director of Football Creative



BRETT BURNETT
Graphic Designer



ZACH SMITH
Producer/Editor

ADMINISTRATION



Nina King
Vice President & Director of Athletics



Art Chase
Senior Associate Director of Athletics/External Affairs



Heather Ryan
Senior Associate Director of Athletics/Student-Athlete Experience/Senior Woman Administrator

ATHLETIC FACILITIES & GAME OPERATIONS



BOB WEISEMAN
Associate Director of Athletics/
Athletic Facilities, Game Operations & Championships



BECCA WILUSZ
Assistant Director of Athletics/
Game Operations & Championships



JEREMY ANDERSON
Director of Athletic Facilities,
Game Operations & Championships



MATT HESS
Assistant Director of Athletic Facilities, Game Operations & Championships

BLUE DEVIL SPORTS NETWORK FROM LEARFIELD



DAVID SHUMATE
Director of Broadcasting/
Play-by-Play Announcer



DAVE HARDING
Analyst



JOHN ROTH
Sideline Reporter/
Pregame Host



JOHN ROSE
Engineer



PAT STREKO
General Manager



2021 IN REVIEW

2021 RESULTS (3-9 Overall; 0-8 ACC)

SEPTEMBER

3	at Charlotte	Charlotte, N.C.	L	28-31
10	NORTH CAROLINA A&T	DURHAM, N.C.	W	45-17
18	NORTHWESTERN	DURHAM, N.C.	W	30-23
25	KANSAS	DURHAM, N.C.	W	52-33

OCTOBER

2	at North Carolina*	Chapel Hill, N.C.	L	7-38
9	GEORGIA TECH*	DURHAM, N.C.	L	27-31
16	at Virginia*	Charlottesville, Va.	L	0-48
30	at [13] Wake Forest*	Winston-Salem, N.C.	L	7-45

NOVEMBER

6	PITTSBURGH*	DURHAM, N.C.	L	29-54
13	at Virginia Tech*	Blacksburg, Va.	L	17-48
18	LOUISVILLE*	DURHAM, N.C.	L	22-62
27	MIAMI*	DURHAM, N.C.	L	10-47

*ACC Game | Home games in BOLD CAPS

2021 HONORS & AWARDS

TEAM CAPTAINS

Jake Bobo
DeWayne Carter
Gunnar Holmberg
Leonard Johnson

COSIDA ACADEMIC ALL-DISTRICT III

Jake Bobo	1st
DeWayne Carter	1st
Jackson Hubbard	1st

COSIDA ACADEMIC ALL-AMERICAN

Jackson Hubbard	1st
-----------------	-----

ALL-ACC

Mataeo Durant	1st
Jake Bobo	3rd
DeWayne Carter	3rd
Shaka Heyward	3rd
Jacob Monk	Honorable Mention
Jaylen Stinson	Honorable Mention
Jack Wohlabaugh	Honorable Mention

ACC PLAYER OF THE WEEK

Mataeo Durant (Player)	Sept. 3 (CLT)
DeWayne Carter (DL)	Sept. 20 (NW)
Lummie Young IV (DB)	Sept. 20 (NW)
Jaylen Stinson (Specialist)	Nov. 6 (PITT)

ACADEMIC ALL-ACC

Graham Barton
Josh Blackwell
Jake Bobo
DeWayne Carter
Ben Frye
Jackson Hubbard
Dorian Mausi
John Taylor
Porter Wilson

DUKE TEAM AWARDS

Graham Barton	Mike Suglia Award
Josh Blackwell	Frances Cutcliffe Spirit of Perseverance Award
Jake Bobo	Clarkston Hines Award & Steve Brooks Captain Award
DeWayne Carter	Mike McGee Award & Steve Brooks Captain Award
Mataeo Durant	Carmen Falcone MVP Award & Bob Pascal Award
Ben Frye	Sonny Falcone Iron Duke Award
Shaka Heyward	K.D. Kennedy Iron Devil Award & Vincent Rey Award
Gunnar Holmberg	Steve Brooks Captain Award
Trevor Horton	Micah Harris Trinity Teammate Award
Leonard Johnson	Willis Aldridge Award & Steve Brooks Captain Award
Jake Marwede	Claude T. Moorman II Award
Justin Pickett	Sonny Falcone Iron Duke Award
Jaylen Stinson	Bill Keziah Award
Jack Wohlabaugh	Ace Parker Award, Dan "Tiger" Hill Award & Sonny Falcone Iron Duke Award

ADDITIONAL HONORS

Jake Bobo	(Campbell Trophy & Jason Witten Collegiate Man of the Year Award Semifinalist)
Charlie Ham	(Star of the Week by Lou Groza Award, Sept. 20)
Gunnar Holmberg	(Duke Student-Athlete of the Week, Sept. 27)
Porter Wilson	(Ray's 8 Punter of the Week Award, Sept. 11 & Oct. 16)
Jack Wohlabaugh	(Mayo Clinic Comeback Player of the Year Award Semifinalist)
Lummie Young IV	(Player of the Week by Paycom Jim Thorpe Award, Sept. 25)

2021 GAME SUMMARIES

Game 1 • Charlotte 31, Duke 28

September 3, 2021 • Jerry Richardson Stadium • Charlotte, N.C.

- Senior RB **Mataeo Durant** set the Duke single-game rushing record with 255 yards, but it was not enough as the Blue Devils fell to Charlotte, 31-28
- His 255 rushing yards set the school record, topping Shaun Wilson's 245 yards against Kansas in 2014
- Durant's 8.79 yards per rush rank 10th in program history for a single game
- Durant's 59-yard and 53-yard scores in the fourth quarter made him the third player in program history to score multiple 50+ yard rushing touchdowns in a game
- Graduate student QB **Gunnar Holmberg** finished 20-of-29 for 258 yards with a touchdown in his first collegiate start
- Redshirt sophomore RB **Jordan Waters**' 43-yard touchdown reception in the second quarter was the first receiving score of his career and the first passing touchdown of Holmberg's
- Freshman QB **Jordan Moore** made his collegiate debut, breaking free for a 38-yard run on his first play from scrimmage.
- Duke totaled 580 yards of offense, the eighth-most in a single game under head coach David Cutcliffe
- Redshirt senior S **Lummie Young IV** led the Blue Devils with 10 tackles. It was his second career game with double-digit tackles
- Graduate student DE **Ben Frye** matched his career high of two tackles for loss
- Redshirt sophomore DE **R.J. Oben** earned Duke's lone sack which was the first of his career. He finished with 2.5 tackles for loss
- Sophomore S **Jaylen Stinson** returned three kickoffs for 66 yards
- Redshirt sophomore P **Porter Wilson** finished with five punts for 201 yards for an average of 40.2 per kick

	1	2	3	4		Final
Duke	0	14	0	14	=	28
Charlotte	7	3	7	14	=	31

Attendance: 14,125

Team	Qtr	Time	Play	Drive
CLT	1	8:51	DuBose 56 pass from Reynolds (Cruz kick)	5-80; 2:38
CLT	2	10:22	Cruz 32 field goal	10-60; 5:51
DU	2	8:22	Waters 43 pass from Holmberg (Ham kick)	6-75; 2:00
DU	2	2:57	Durant 5 run (Ham kick)	9-63; 3:01
CLT	3	9:54	Reynolds 1 run (Cruz kick)	11-75; 5:06
DU	4	13:07	Durant 59 run (Ham kick)	3-78; 0:55
CLT	4	2:59	DuBose 9 pass from Reynolds (Cruz kick)	8-92; 4:14
DU	4	1:44	Durant 53 run (Ham kick)	5-75; 1:15
CLT	4	0:33	Byrd 11 pass from Reynolds (Cruz kick)	7-75; 1:11

	Duke	Charlotte
First Downs	23	20
Rush-Pass-Penalty	13-9-1	5-15-0
Rushing Attempts-Net Yards	44-352	40-154
Passing Comp.-Att.-Int	20-29-0	19-30-0
Passing Yards	228	324
Total Offensive Plays-Yards	73-580	70-478
Fumbles-Lost	3-2	3-0
Penalties-Yards	5-35	9-65
Punts-Yards-Average	5-201-40.2	7-264-37.7
Time of Possession	24:41	35:19
Sacks By	1-4	3-24
Third Down / Fourth Down Conversions	8-14/0-1	10-18/0-0
Red Zone	1-2	4-4

RUSHING – Duke: Durant 29-255, Waters 5-65, Jo. Moore 1-38, Holmberg 9--6;

Charlotte: Camp 9-42, Reynolds 10-37, Byrd 10-30, McEachern 9-23, Tucker 1-18, Pearson 1-4.

PASSING – Duke: Holmberg 20-29-228-0;

Charlotte: Reynolds 19-30-324-0.

RECEIVING – Duke: Bobo 7-81, Calhoun 4-25, Waters 2-40, Durant 2-37, Harding Jr. 2-11, Finney 1-20, Garner 1-14, Robinson 1-0;

Charlotte: Tucker 8-133, DuBose 4-118, Dollar 2-19, Thompson 2-9, Carriere 1-23, McEachern 1-11, Byrd 1-11.

TACKLES – Duke: Young IV 5-5=10, Alexander 7-2=9, Oben 3-2=5, D. Johnson 3-2=5, Mausi 2-3=5, Carter 3-1=4, Rorie 2-2=4, Heyward 2-2=4, L. Johnson 1-2=3.

Charlotte: Martin 6-4=10, Watts 7-2=9, Bemah 5-3=8, Howard 6-0=6, Murray 4-2=6, Alexander 4-2=6, Agwab 3-1=4, Creamer 3-0=3, Wardlow 3-0=3.

Game 2 • Duke 45, North Carolina A&T 17

September 10, 2021 • Brooks Field at Wallace Wade Stadium • Durham, N.C.

- A three-touchdown performance by senior RB **Mataeo Durant** and two rushing scores by graduate student QB **Gunnar Holmberg** helped propel Duke past North Carolina A&T, 45-17
- Duke's six rushing touchdowns tied for the most in a single game over the past 25 years, matching a mark from 2010 against Virginia and 2020 against Charlotte
- Durant matched his career high of three rushing touchdowns for the second consecutive game
- Holmberg recorded two rushing touchdowns, the first multi-score game of his career
- He finished with 270 yards on 20-of-27 passing and added 30 yards on five carries
- Junior WR **Jalon Calhoun** finished with 98 yards on five receptions, nearing his career high of 105 yards set against North Carolina A&T in 2019
- Senior WR **Jake Bobo** led the Duke receiving corps with a career-high nine receptions for 90 yards
- Freshman QB **Jordan Moore** scored a nine-yard run for his first career touchdown.
- Redshirt junior LB **Shaka Heyward** led the Blue Devils defense with 16 tackles, his sixth career double-digit tackle game
- Sophomore LB **Dorian Mausi** totaled a career-high nine tackles
- Redshirt senior S **Lummie Young IV** recorded his second consecutive game with two pass breakups
- The Blue Devils converted an onside kick early in the second quarter, marking their first onside kick since 2019 at Virginia (fourth quarter)
- Redshirt sophomore K **Charlie Ham** converted a 36-yard field goal, his first of the year

	1	2	3	4	=	Final
North Carolina A&T	7	7	3	0	=	17
Duke	0	21	21	3	=	45

Attendance: 18,091

Team	Qtr	Time	Play	Drive
A&T	1	1:07	Ifedi 1 run (Brown kick)	20-86; 12:08
DU	2	13:38	Durant 19 run (Ham kick)	9-75; 2:29
DU	2	12:17	Durant 1 run (Ham kick)	6-52; 1:21
A&T	2	1:03	Ifedi 5 run (Brown kick)	14-59; 6:48
DU	2	0:03	Durant 2 run (Ham kick)	10-74; 0:55
DU	3	11:53	Holmberg 1 run (Ham kick)	4-29; 1:32
A&T	3	7:50	Brown 26 field goal	8-67; 4:03
DU	3	4:46	Holmberg 9 run (Ham kick)	9-75; 2:59
DU	3	1:56	Moore 9 run (Ham kick)	8-69; 2:27
DU	4	12:40	Ham 36 field goal	9-29; 2:14

	NC A&T	Duke
First Downs	19	24
Rush-Pass-Penalty	8-6-5	8-14-2
Rushing Attempts-Net Yards	48-208	38-150
Passing Comp.-Att.-Int	12-21-0	22-33-0
Passing Yards	56	283
Total Offensive Plays-Yards	69-264	71-433
Fumbles-Lost	0-0	0-0
Penalties-Yards	6-60	7-69
Punts-Yards-Average	5-200-40.0	3-160-53.3
Time of Possession	37:41	22:19
Sacks By	1-7	0-0
Third Down / Fourth Down Conversions	10-17/0-1	9-14/0-0
Red Zone	3-3	7-7

RUSHING - N.C. A&T: Ifedi 15-83, Tuten 7-54, Baker 7-30, Martin 13-20, Cooke 1-6;

Duke: Durant 15-41, Holmberg 5-30, Montgomery 3-28, Jo. Moore 3-18, Kyei-Donkor 3-11, Diamont 3-10, Waters 3-9, Coleman 3-3.

PASSING - N.C. A&T: Ifedi 10-19-53-0, Yeager 2-2-3-0;

Duke: Holmberg 20-27-270-0, Jo. Moore 1-4-4-0, Diamont 1-1-17-0.

RECEIVING - N.C. A&T: Cooke 4-17, Berkhalter 3-5, Banks 2-15, Baker 1-16, Graves 1-3, Lockhart 1-0;

Duke: Bobo 9-90, Calhoun 5-98, Pancol 2-35, Dalmolin 2-30, Durant 2-28, Harding Jr. 1-6, Kyei-Donkor 1-4.

TACKLES - N.C. A&T: Reames 5-4=9, Roberts 2-6=8, Stuckey 3-3=6, Daniel 2-4=6, Simon 4-1=5, Kittles 1-4=5, Howard 1-4=5, Porcher 1-3=4, Kaba 1-3=4, Sumpter 1-3=4;

Duke: Heyward 2-14=16, Mausi 3-6=9, Woods 4-4=8, Young IV 3-5=8, Peebles 1-5=8, Johnson 1-5=5, Alexander 3-1=4, Carter 1-3=4.

Game 3 • Duke 30, Northwestern 23

September 18, 2021 • Brooks Field at Wallace Wade Stadium • Durham, N.C.

- A high-powered first half and strong defensive lifted Duke past Northwestern, 30-23
- Duke opened the game with 21 points in the first quarter, marking the most points in a first quarter since 21 against North Carolina A&T in 2017
- Graduate student QB **Gunnar Holmberg** finished 31-of-44 for 314 yards, all career highs, and a score. He also added 46 yards on 11 carries.
- Senior RB **Mataeo Durant** continued to find the end zone for the Blue Devils, recording Duke's first two scores and finished with 22 rushes for 102 yards, the sixth 100+ yard rushing game of his career
- Senior WR **Jake Bobo** led the Duke receiving corps with career highs in both receiving yards (109) and receptions (11)
- Saturday was the 17th time in program history that Duke had a 300-yard passer (Holmberg, 314), 100-yard receiver (Bobo, 109) and 100-yard rusher (Durant, 104)
- The Blue Devils forced five turnovers (three INT and two fumbles) for the first time since earning five (four INT and one fumble) against Tulane on Sept. 4, 2014
- Duke intercepted three passes, the most in a single game since registering three against Baylor on Sept. 16, 2017
- Graduate student DE **Ben Frye** recovered two forced fumbles in the game, becoming the first Blue Devil to recover two fumbles since Ben Humphreys did so at Miami on Nov. 3, 2018
- Redshirt senior S **Lummie Young IV** enjoyed a career day, recording his second career forced fumble and interception
- Redshirt sophomore K **Charlie Ham** connected on three field goals, tying the most in a single game in his career and converting a new career-long 50-yard boot

	1	2	3	4	=	Final
Northwestern	0	7	13	3	=	23
Duke	21	9	0	0	=	30

Attendance: 12,323

Team	Qtr	Time	Play	Drive
DU	1	13:17	Durant 11 pass from Holmberg (Ham kick)	4-60; 0:51
DU	1	11:07	Durant 21 run (Ham kick)	5-70; 1:16
DU	1	0:12	Jo. Moore 9 run (Ham kick)	2-31; 0:29
DU	2	12:08	Ham 23 field goal	6-44; 2:12
DU	2	2:16	Ham 27 field goal	14-69; 5:37
NU	2	1:25	Gill 31 pass from Marty (Kuhbander kick)	6-75; 0:51
DU	2	0:01	Ham 50 field goal	7-32; 1:16
NU	3	11:44	Lang 20 pass from Marty (Mangieri pass from Marty failed)	6-71; 1:28
NU	3	10:21	Marty 1 run (Kuhbander kick)	3-7; 1:03
NU	4	2:48	Kuhbander 25 field goal	8-66; 1:47

	Northwestern	Duke
First Downs	22	26
Rush-Pass-Penalty	9-11-2	12-14-0
Rushing Attempts-Net Yards	32-147	53-208
Passing Comp.-Att.-Int	19-39-3	32-45-1
Passing Yards	260	350
Total Offensive Plays-Yards	71-407	98-558
Fumbles-Lost	3-2	2-2
Penalties-Yards	5-40	10-104
Punts-Yards-Average	5-224-44.8	4-183-45.8
Time of Possession	22:29	37:31
Sacks By	1-5	3-23
Third Down / Fourth Down Conversions	5-13/0-1	11-22/1-2
Red Zone	3-4	4-5

RUSHING - Northwestern: Hull 10-49, Marty 7-44, Clair 5-41, Tyus III 6-33, Johnson 4-10;

Duke: Durant 22-102, Holmberg 11-46, Jo. Moore 11-37, Waters 6-34.

PASSING - Northwestern: Johnson 6-16-75-3, Marty 11-16-151-0, Hillinski 2-7-34-0;

Duke: Holmberg 31-44-314-1, Jo. Moore 1-1-36-0.

RECEIVING - Northwestern: Hull 4-28, Kirtz 3-72, Washington 3-34, Robinson Jr. 2-54, Gill 2-34, Lang 2-24, Mangieri 2-11, Clair 1-3;

Duke: Bobo 11-109, Calhoun 5-32, Durant 4-41, Pancol 3-38, Harding Jr. 2-58, Marwede 2-17, Waters 2-6, Finney 1-36, Robertson 1-10, Dalmolin 1-3.

TACKLES - Northwestern: McIntyre 3-12=15, Bergin 6-7=13, Azema 4-7=11, Miller 2-9=11, Joseph 6-3=9, Heard II 6-2=8, Gallagher 1-6=7, Meiser 3-3=6, Pooler Jr. 2-3=5, Kent 0-5=5;

Duke: Heyward 3-10-13, Mausi 3-4=7, Thompson 2-5=7, Young IV 1-6=7, Frye 3-3=6, D. Johnson 3-3=6, G. Smith 0-5=5, Oben 2-2=4, Blackwell 3-0=3, Carter 2-1=3.

Game 4 • Duke 52, Kansas 33

September 25, 2021 • Brooks Field at Wallace Wade Stadium • Durham, N.C.

- Graduate student QB **Gunnar Holmberg** rushed for four touchdowns to help lift Duke past Kansas, 52-33
- Duke tallied 607 yards of total offense, bringing its season total to 2,178 yards through its first four games, the most through the opening four games of a season since at least 1970
- Holmberg finished 22-of-29 passing for a career-high 328 yards and a score, becoming the first Blue Devil to throw for 300-plus yards in back-to-back games since Daniel Jones did so in 2016
- He also added 88 yards on 17 carries with four rushing touchdowns with his four rushing scores tied for the most in program history in a single game as he became the seventh player, third quarterback, to do so
- After a 57-yard touchdown jaunt in the first quarter, senior RB **Mataeo Durant** became the first Blue Devil to rush for three+ 50+ yard rushing scores in a season since 1963
- The same trio (Holmberg - 328, Durant - 124 and senior WR **Jake Bobo** - 105) achieved the 300/100/100 mark last game against Northwestern, marking the first time a threesome has done so in back-to-back games since Dave Brown, Clarkston Hines and Randy Cuthbert did so in three consecutive games in 1989
- Heyward and redshirt junior S **Nate Thompson** each intercepted a pass in the game, Heyward's first and Thompson's second of their respective careers

	1	2	3	4		Final
Kansas	3	21	3	6	=	33
Duke	7	14	21	10	=	52

Attendance: 19,128

Team	Qtr	Time	Play	Drive
DU	1	7:39	Durant 57 run (Ham kick)	6-80; 2:00
KU	1	1:05	Borcila 50 field goal	5-36; 2:30
KU	2	14:53	Locklin 20 pass from Bean (Borcila kick)	3-18; 1:07
DU	2	11:15	Holmberg 4 run (Ham kick)	10-75; 3:38
KU	2	9:20	Locklin 36 run (Borcila kick)	5-75; 1:55
DU	2	6:24	Calhoun 26 pass from Holmberg (Ham kick)	3-64; 0:53
KU	2	1:04	Neal 1 run (Borcila kick)	10-75; 5:20
KU	3	12:48	Borcila 29 field goal	5-64; 2:08
DU	3	10:29	Waters 4 run (Ham kick)	7-75; 2:19
DU	3	6:37	Holmberg 1 run (Ham kick)	5-67; 1:51
DU	3	4:38	Holmberg 3 run (Ham kick)	2-8; 0:31
DU	4	11:13	Ham 30 field goal	13-44; 5:23
KU	4	8:42	Lassiter II 61 pass from Bean (Wilson pass from Bean failed)	5-75; 2:31
DU	4	5:23	Holmberg 13 run (Ham kick)	8-75; 3:19

	Kansas	Duke
First Downs	21	27
Rush-Pass-Penalty	10-10-1	13-13-1
Rushing Attempts-Net Yards	40-207	52-279
Passing Comp.-Att.-Int	19-32-2	22-29-1
Passing Yards	323	328
Total Offensive Plays-Yards	72-530	81-607
Fumbles-Lost	0-0	2-1
Penalties-Yards	5-65	6-65
Punts-Yards-Average	4-131-32.8	4-176-44.0
Time of Possession	30:43	29:17
Sacks By	0-0	1-17
Third Down / Fourth Down Conversions	3-14/2-3	10-16/1-1
Red Zone	3-5	6-6

RUSHING - Kansas: Neal 17-107, Bean 15-54, Locklin 7-47;**Duke:** Durant 21-124, Holmberg 17-88, Waters 11-59, Jo. Moore 2-6, Coleman 1-2.**PASSING** - Kansas: Bean 19-32-323-2;**Duke:** Holmberg 22-29-328-1.**RECEIVING** - Kansas: Arnold 8-68, Wilson 5-122, Lassiter II 4-99, Locklin 1-22, Pesek-Hickson 1-14;**Duke:** Bobo 7-105, Calhoun 5-67, Durant 3-62, Dalmolin 2-12, Finney 1-39, Waters 1-19, Pancol 1-13, Marwede 1-6, Harding Jr. 1-5.**TACKLES** - Kansas: Miller 7-7=14, Logan Jr. 8-3=11, Potter 1-8=9, Johnson 3-4=7, Berryhill 2-4=6, Dotson 3-1=4, Taylor 2-2=4;**Duke:** Heyward 4-5=9, Stinson 4-4=8, Thompson 3-3=6, Blackwell 1-4=5, Frye 3-1=4, G. Smith 2-2=4, Carter 2-2=4.**Game 5 • North Carolina 38, Duke 7**

October 2, 2021 • Kenan Stadium • Chapel Hill, N.C.

- Duke dropped a 38-7 decision to North Carolina on Saturday afternoon
- Senior RB **Mataeo Durant** opened the game with a 37-yard rush on Duke's first offensive play ... it was his fourth rush of 35+ yards this season
- Durant finished with 19 carries for 114 rushing yards
- He is one of six players all-time at Duke with seven-plus 100-yard rushing games, the first since **Chris Douglas** did so 2001-03
- Junior WR **Jalon Calhoun** caught a pass from Holmberg for an 80-yard score to open the second half, Duke's longest scoring play of the year and the 10th longest in program history
- Calhoun became the 40th player in program history to surpass 1,000 career receiving yards (1,094)
- Duke totaled five sacks for the first time since doing so against Charlotte last season
- Redshirt senior S **Lummie Young IV** and sophomore S **Da'Quan Johnson** led the Blue Devils with seven tackles each
- Redshirt sophomore DT **DeWayne Carter** totaled 1.5 sacks and two tackles for loss, both career highs
- Graduate student DE **Ben Frye** totaled two tackles for loss, matching his career high previously set against Charlotte earlier this season
- Redshirt sophomore DE **R.J. Oben** tallied a career-high three quarterback hurries and leads the team with seven on the season
- Saturday was Duke's third consecutive game with a 100-yard rusher (Durant, 114) and a 100-yard receiver (Calhoun, 103) ... it was the 34th occurrence in program history, but only the third time the feat has happened three times in a single season, most recently in 2013
- Redshirt sophomore P **Porter Wilson** booted the ball nine times to match his career high and totaled 395 yards, including three punts of 50+ yards and two inside the 20

	1	2	3	4		Final
Duke	0	0	7	0	=	7
North Carolina	7	17	0	14	=	38

Attendance: 45,812

Team	Qtr	Time	Play	Drive
UNC	1	0:07	Chandler 75 pass from Howell (Atkins kick)	3-78; 1:29
UNC	2	13:05	Morrison 63 fumble return (Atkins kick)	1:35
UNC	2	6:03	Morales 2 pass from Howell (Atkins kick)	7-67; 2:22
UNC	2	1:24	Atkins 28 field goal	9-54; 2:44
DU	3	14:40	Calhoun 80 pass from Holmberg (Ham kick)	1-80; 0:15
UNC	4	10:51	Chandler 14 run (Atkins kick)	8-83; 4:02
UNC	4	6:04	Downs 63 pass from Howell (Atkins kick)	6-78; 2:49

	Duke	North Carolina
First Downs	15	21
Rush-Pass-Penalty	6-6-3	10-10-1
Rushing Attempts-Net Yards	39-130	38-135
Passing Comp.-Att.-Int	17-24-1	18-32-0
Passing Yards	183	321
Total Offensive Plays-Yards	63-314	70-456
Fumbles-Lost	1-1	3-0
Penalties-Yards	7-55	5-54
Punts-Yards-Average	9-395-43.9	7-306-43.7
Time of Possession	27:18	32:42
Sacks By	5-35	5-34
Third Down / Fourth Down Conversions	2-15/1-2	9-17/0-0
Red Zone	0-0	3-3

RUSHING - Duke: Durant 19-114, Waters 6-19, Holmberg 10-0, Jo. Moore 4--3;**UNC:** Chandler 12-53, Jones 7-30, Howell 13-29, Green 5-21, Criswell 1-1.**PASSING** - Duke: Holmberg 17-24-184-1;**UNC:** Howell 18-32-321-0.**RECEIVING** - Duke: Calhoun 6-103, Bobo 6-45, Marwede 3-31, Garner 1-3, Durant 1-2;**UNC:** Downs 8-168, Morales 3-14, Chandler 2-87, Walston 2-30, Gosnell 1-8, Green 1-7, Simmons 1-7.**TACKLES** - Duke: Young IV 7-0=7, D. Johnson 7-0=7, Heyward 4-2=6, Woods 3-3=6, Thompson 4-1=5, Frye 4-1=5, Smith 2-2=4, Carter 1-3=4, Alexander 3-0=3, Mausi 2-3=3;**UNC:** Kelly 4-3=7, Morrison 5-1=6, Grimes 5-1=6, Conley 4-2=6, Murphy 3-2=5, Gemmel 2-3=5, Biggers 4-0=4, Gray 3-1=4, Asante 3-1=4, Rucker 2-1=3, Collins 2-1=3, Hester Jr. 1-2=3.

Game 6 • Georgia Tech 31, Duke 27

October 9, 2021 • Brooks Field at Wallace Wade Stadium • Durham, N.C.

- A late score by Georgia Tech with under a minute remaining separated the Yellow Jackets from Duke, 31-27
- Senior RB **Mataeo Durant** finished with 152 yards on 43 carries and scored his ninth rushing touchdown of the season, tying for the 11th-most in a season
- His 43 total carries broke the single-game program record, previously held by **Art Bosetti** with 42 against South Carolina in 1970
- Durant became the ninth player in program history to reach 2,000 career rushing yards and currently ranks eighth with 2,109 career yards
- His four consecutive games with 100+ rushing yards rank second in school history to Cuthbert's six consecutive in 1989.
- Junior WR **Jalon Calhoun** amassed 103 receiving yards on five receptions, his second consecutive game with 100+ receiving yards
- Sophomore TE **Nicky Dalmolin** caught his first career touchdown reception with a seven-yard pass from graduate student QB **Gunnar Holmberg**
- Sophomore WR **Jontavis Robertson** gathered a career-high five receptions for 31 yards
- Duke totaled two interceptions in a single game for the third time this season
- Redshirt junior CB **Jeremiah Lewis** recorded his second interception of the season late in the first quarter while redshirt senior CB **Leonard Johnson** intercepted a pass in the second quarter for his sixth career interception
- Saturday was Duke's fourth consecutive game with a 100-yard rusher (Durant, 152 and Calhoun, 103)

	1	2	3	4	=	Final
Georgia Tech	14	3	7	7	=	31
Duke	7	7	3	10	=	27

Attendance: 11,849

Team	Qtr	Time	Play	Drive
GT	1	12:23	Gibbs 77 pass from Sims (Cimaglia kick)	3-82; 1:07
GT	1	6:53	Sims 1 run (Cimaglia kick)	8-77; 3:28
DU	1	3:31	Bobo 37 pass from Holmberg (Cimaglia kick)	8-79; 3:16
GT	2	10:42	Cimaglia 25 field goal	7-41; 2:00
DU	2	6:40	Durant 1 run (Ham kick)	12-68; 3:56
DU	3	9:10	Ham 35 field goal	9-60; 3:39
GT	3	6:30	McGowan 18 pass from Sims (Cimaglia kick)	6-75; 2:40
DU	4	12:33	Dalmolin 7 pass from Holmberg (Ham kick)	10-80; 3:17
DU	4	5:06	Ham 22 field goal	15-80; 5:52
GT	4	0:51	Sanders 36 pass from Sims (Cimaglia kick)	6-88; 0:51

	Georgia Tech	Duke
First Downs	17	27
Rush-Pass-Penalty	7-8-2	10-15-2
Rushing Attempts-Net Yards	39-143	62-197
Passing Comp.-Att.-Int	12-25-2	22-29-1
Passing Yards	297	292
Total Offensive Plays-Yards	64-440	91-489
Fumbles-Lost	3-0	2-0
Penalties-Yards	7-54	6-55
Punts-Yards-Average	6-257-42.8	5-219-43.8
Time of Possession	24:31	35:29
Sacks By	1-1	1-7
Third Down / Fourth Down Conversions	4-13/0-0	9-21/2-3
Red Zone	3-3	4-6

RUSHING - GT: Sims 12-55, Smith 7-42, Gibbs 14-40, Mason 5-9;**Duke:** Durant 43-152, Holmberg 10-30, Calhoun 1-7, Robertson 1-4, Coleman 2-3, Waters 4-2, Jo. Moore 1-1.**PASSING - GT:** Sims 12-25-297-2;**Duke:** Holmberg 22-29-292-1.**RECEIVING - GT:** Gibbs 3-82, McGowan 3-39, Carter 2-78, Sanders 2-73, Norris 1-25, Harris 1-0;**Duke:** Calhoun 5-103, Bobo 5-92, Robertson 5-31, Marwede 4-33, Garner 1-18, Durant 1-8, Dalmolin 1-7.**TACKLES - GT:** Eley 5-8=13, Jackson 5-7=12, J. Thomas 4-7=11, Walker 3-7=10, C. Thomas 2-8=10, Domineck 2-6=8, King 4-3=7, Sims 4-1=5, Ivey 2-3=5, Brooks 1-4=5;**Duke:** Frye 3-4=7, Lewis 4-2=6, Young IV 3-3=6, Thompson 2-4=6, Heyward 1-5=6, Johnson 3-2=5, Mausi 0-5=5, Carter 0-4=4, Oben 2-1=3, Franklin 2-1=3.**Game 7 • Virginia 48, Duke 0**

October 16, 2021 • Scott Stadium • Charlottesville, Va.

- Virginia used 528 yards of total offense to defeat Duke, 48-0, at Scott Stadium
- Graduate student QB **Gunnar Holmberg** finished 20-of-34 passing for 134 yards and two interceptions
- Freshman QB **Riley Leonard** entered his second career game and made his first collegiate pass in the fourth quarter, a 19-yard toss to junior WR **Jalon Calhoun**
- Calhoun led the Duke receiving corps with five receptions for 53 yards
- Sophomore TE **Nicky Dalmolin** gathered in a career-high three receptions for 24 yards
- Redshirt senior S **Lummie Young IV** led the Duke defense with 10 tackles while redshirt junior CB **Nate Thompson** chipped in with eight
- Freshman S **Brandon Johnson** recovered a fumble in the fourth quarter after Duke forced its fourth fumble of the afternoon
- Redshirt sophomore DT **DeWayne Carter** forced his team-leading fourth fumble of the season, while also registering a sack, a quarterback hurry and a pass breakup
- Redshirt sophomore DE **RJ Oben** recorded his team-leading eighth quarterback hurry of the season in the third quarter
- Sophomore DT **Gary Smith III** recorded his first career sack in the second quarter, a loss of three yards
- Sophomore LB **Ryan Smith** and graduate student CB Dominique Long each forced their first career fumbles as Blue Devils
- Redshirt sophomore P **Porter Wilson** booted the ball five times for 234 yards (46.8) ... three were pinned inside the 20-yard line
- Sophomore **Jaylen Stinson** totaled 37 yards on two kickoff returns

	1	2	3	4	=	Final
Duke	0	0	0	0	=	0
Virginia	10	24	7	7	=	48

Attendance: 38,489

Team	Qtr	Time	Play	Drive
UVA	1	12:05	Farrell 31 field goal	7-62; 2:55
UVA	1	2:43	Wicks 20 pass from Armstrong (Farrell kick)	10-80; 3:54
UVA	2	12:29	Thompson 1 run (Farrell kick)	8-68; 3:11
UVA	2	7:52	Armstrong 7 run (Farrell kick)	10-65; 3:13
UVA	2	2:04	Farrell 34 field goal	11-52; 4:06
UVA	2	0:05	Woods 7 pass from Armstrong (Farrell kick)	8-51; 0:45
UVA	3	0:11	Darrington 7 run (Farrell kick)	6-81; 2:56
UVA	4	12:57	Walker Jr. 2 run (Farrell kick)	4-47; 1:52

	Duke	Virginia
First Downs	18	29
Rush-Pass-Penalty	8-10-0	7-19-3
Rushing Attempts-Net Yards	35-110	33-164
Passing Comp.-Att.-Int	28-46-2	25-46-0
Passing Yards	215	364
Total Offensive Plays-Yards	81-325	79-528
Fumbles-Lost	3-2	5-1
Penalties-Yards	8-85	5-25
Punts-Yards-Average	5-234-46.8	3-155-43.3
Time of Possession	29:13	30:47
Sacks By	5-21	1-6
Third Down / Fourth Down Conversions	7-17/2-4	3-11/0-0
Red Zone	0-3	8-8

RUSHING - Duke: Durant 17-82, Leonard 6-18, Ja. Moore 4-9, Jo. Moore 1-3, Kyei-Donkor 2-3, Coleman 1-2, Waters 1-2, Holmberg 3--5.**UVA:** Darrington 5-60, Woolfolk 5-38, Armstrong 8-34, Taulapapa 5-19, Walker Jr. 2-8, Rodriguez 2-5, Thompson 1-1, Armstead 3-0.**PASSING - Duke:** Holmberg 20-34-134-2, Leonard 8-12-81-0;**UVA:** Armstrong 25-45-364-0.**RECEIVING - Duke:** Calhoun 5-53, Durant 5-5, Bobo 4-30, Dalmolin 3-24, Robertson 3-24, Garner 2-29, Pancol 2-19, Harding Jr. 2-14, Bowen-Sims 1-9, Marwede 1-8;**UVA:** Wicks 7-125, Kemp 6-65, Woods 5-58, Thompson 3-47, Starling 2-25, Henry 1-25, Fields 1-19.**TACKLES - Duke:** Young IV 4-6=10, Thompson 6-2=8, Heyward 3-3=6, Alexander 4-1=5, D. Johnson 3-2=5, Blackwell 3-1=4, Mausi 2-1=3, Lewis 1-2=3;**UVA:** Jackson 5-6=11, Grant 6-1=7, Stewart 3-3=6, Brown 4-1=5, Weeks 3-2=5, Taylor 2-3=5, Blount 3-1=4, Ahern 2-2=4, Alongo 1-3=4, Harrison 2-1=3, Sanker 2-1=3.

Game 8 • Wake Forest 45, Duke 7

October 30, 2021 • Truist Field • Winston-Salem, N.C.

- Duke dropped a 45-7 decision to No. 13 Wake Forest
- Graduate student QB **Gunnar Holmberg** finished 10-of-18 passing for 110 yards
- Freshman QB **Riley Leonard** entered his third career game and finished 2-of-6 passing for 45 yards while adding 39 rushing yards on six carries with a score
- Senior RB **Mataeo Durant** finished with 103 yards on 20 carries
- It was Durant's sixth 100-yard rushing game this season, matching the school single-season record, achieved on five other occasions
- He currently holds 973 rushing yards on the season, ranking seventh in program history for a single season
- Junior WR **Jalon Calhoun** led the Duke receiving corps with 50 yards on three catches
- Redshirt senior CB **Leonard Johnson** led the Duke defense with nine tackles, all solo efforts
- Redshirt junior LB **Shaka Heyward** and sophomore S **Da'Quan Johnson** chipped in with six
- Heyward also added 1.5 tackles for loss, bringing his season total to a team leading 7.5
- Graduate student CB **Josh Blackwell** led the Duke secondary with two pass breakups
- Junior CB **Nate Thompson** and sophomore LB **Dorian Mause** combined for a sack, the first of the season for both
- Sophomore LB **Ryan Smith** forced a fumble in the fourth quarter, the first of his career
- Redshirt sophomore CB **Tony Davis** recovered the fumble
- Redshirt sophomore P **Porter Wilson** booted the ball seven times for 329 yards (47.0) ... three were pinned inside the 20-yard line and two were 50+ yards
- Sophomore **Jaylen Stinson** totaled 43 yards on three kickoff returns, while freshman **Sahmir Hagans** took one kickoff return 16 yards

	1	2	3	4	=	Final
Duke	0	0	0	7	=	7
Wake Forest	14	14	10	7	=	48

Attendance: 31,613

Team	Qtr	Time	Play	Drive
WFU	1	13:29	Roberson 38 pass from Hartman (Sciba kick)	5-75; 1:31
WFU	1	4:03	Hartman 26 run (Sciba kick)	9-96; 3:16
WFU	2	9:57	Hartman 4 run (Sciba kick)	11-67; 3:51
WFU	2	6:38	Williams 3 pass from Hartman (Sciba kick)	8-69; 2:07
WFU	3	12:29	Beal-Smith 16 run (Sciba kick)	4-55; 1:23
WFU	3	5:14	Sciba 26 field goal	10-82; 4:33
WFU	4	14:52	Morin 19 pass from Hartman (Sciba kick)	6-81; 3:41
DU	4	7:17	Leonard 2 run (Ham kick)	5-69; 1:45

	Duke	Wake Forest
First Downs	12	29
Rush-Pass-Penalty	7-5-0	11-15-3
Rushing Attempts-Net Yards	38-160	42-266
Passing Comp.-Att.-Int	12-24-0	25-41-0
Passing Yards	155	411
Total Offensive Plays-Yards	62-315	83-677
Fumbles-Lost	2-1	1-1
Penalties-Yards	5-48	6-45
Punts-Yards-Average	7-329-47.0	3-148-49.3
Time of Possession	29:13	30:47
Sacks By	2-11	2-8
Third Down / Fourth Down Conversions	4-15/1-3	12-18/0-0
Red Zone	1-2	5-6

RUSHING - Duke: Durant 20-103, Leonard 6-39, Holmberg 7-7, Jo. Moore 3-6, Coleman 2-5; **WFU:** Turner 10-75, Hartman 6-61, Beal-Smith 7-46, Marshall 6-37, Cooley 8-30, Ellison 4-19.
PASSING - Duke: Holmberg 10-18-110-0, Leonard 2-6-45-0;
WFU: Hartman 24-37-402-0, Kern 1-4-9-0.
RECEIVING - Duke: Calhoun 3-50, Bobo 3-33, Garner 2-36, Pancol 1-23, Harding Jr. 1-6, Robertson 1-4, Durant 1-3;
WFU: Perry 7-116, Roberson 4-65, Williams 4-57, Banks 3-63, Stewart 2-44, Morin 2-24, Whiteheart 1-17, Chapman 1-16, Hite 1-9.
TACKLES - Duke: L. Johnson 9-0=9, D. Johnson 4-2=6, Heyward 3-3=6, Stinson 4-0=4, Blackwell 4-0=4, Young IV 3-1=4, Thompson 2-2=4, Mause 1-3=4;
WFU: Andersen 4-2=6, Jones 4-1=5, Masterson 3-2=5, Mustapha 3-2=5, Bothroyd 2-3=5, Kamara 1-4=5, Holmes 4-0=4, Vilain 2-0=4.

Game 9 • Pittsburgh 54, Duke 29

November 6, 2021 • Brooks Field at Wallace Wade Stadium • Durham, N.C.

- Pittsburgh used a powerful second half to push past Duke, 54-29
- Graduate student QB **Gunnar Holmberg** finished 16-of-23 passing for 174 yards and a score before exiting due to injury
- Freshman QB **Riley Leonard** entered in the second quarter and finished 6-of-13 passing for 63 yards and a score ... He connected with senior RB **Mataeo Durant** early in the fourth quarter for a five-yard touchdown pass, the first passing score of his career
- Durant continued a historic season by reaching 1,000 yards in the game, becoming just the fifth Blue Devil to do so and the first since Chris Douglas in 2003
- Redshirt junior LB **Shaka Heyward** led Duke with nine tackles and a career-high 2.5 tackles for loss, including a sack
- Heyward and redshirt sophomore DE **Caleb Oppan** combined on a tackle for loss to record a safety in the first quarter
- Redshirt sophomore P **Porter Wilson** booted the ball six times for 272 yards (45.3)
- Sophomore **Jaylen Stinson** totaled 195 yards on seven kickoff returns, including an 86-yard kickoff return for a touchdown in the second quarter

	1	2	3	4	=	Final
Pittsburgh	7	23	14	10	=	54
Duke	12	7	3	7	=	29

Attendance: 20,693

Team	Qtr	Time	Play	Drive
UP	1	7:09	Wayne 10 pass from Pickett (Scarton kick)	7-76; 1:58
DU	1	4:26	Ham 46 FG	8-44; 2:38
DU	1	2:41	Safety	0-0; 0:05
DU	1	1:16	Calhoun 32 pass from Holmberg (Ham kick)	4-70; 1:17
UP	2	11:59	Addison 47 pass from Pickett (Scarton kick)	5-72; 1:39
DU	2	11:48	Stinson 86 kickoff return (Ham kick)	0-0; 0:00
UP	2	7:53	Scarton 24 FG	12-69; 3:55
UP	2	4:00	Pickett 22 run (Scarton kick)	6-61; 2:01
UP	2	1:42	Scarton 34 FG	5-47; 0:59
UP	2	0:00	Scarton 41 FG	8-34; 0:45
UP	3	12:38	Bartholomew 29 pass from Pickett (Scarton kick)	6-75; 2:22
DU	3	7:34	Ham 31 FG	9-33; 2:56
UP	3	4:36	Addison 2 run (Scarton kick)	9-75; 2:58
DU	4	13:41	Durant 5 pass from Leonard (Ham kick)	14-67; 5:48
UP	4	9:20	Scarton 47 FG	7-32; 1:57
UP	4	2:22	Hammond Jr. 1 run (Scarton kick)	11-42; 5:16

	Pitt	Duke
First Downs	30	26
Rush-Pass-Penalty	11-18-1	11-12-3
Rushing Attempts-Net Yards	42-220	50-135
Passing Comp.-Att.-Int	28-44-0	23-38-1
Passing Yards	416	241
Total Offensive Plays-Yards	86-636	88-376
Fumbles-Lost	2-2	1-1
Penalties-Yards	5-42	5-42
Punts-Yards-Average	2-68-34.0	6-272-45.3
Time of Possession	27:43	32:17
Sacks By	6-47	3-4
Third Down / Fourth Down Conversions	9-14/0-0	8-19/0-3
Red Zone	5-5	2-4

RUSHING - Pitt: Hammond Jr. 16-81, Abanikanda 10-67, Pickett 8-57, Jacques-Louis 2-9, Davis 4-6, Addison 1-2;
Duke: Durant 24-89, Diamont 1-38, Leonard 11-31, Waters 3-11, Kyei-Donkor 2-3, Holmberg 9--37.
PASSING - Pitt: Pickett 28-43-416-0;
Duke: Holmberg 16-23-174-0, Leonard 6-13-63-1, Diamont 1-2-4-0.
RECEIVING - Pitt: Addison 7-171, Jacques-Louis 6-66, Wayne 5-81, Abanikanda 4-24, Bradley 2-16, Bartholomew 1-29, Carter 1-11, Zilinskas 1-11, Davis 1-7;
Duke: Bobo 7-43, Durant 4-39, Calhoun 3-78, Pancol 3-42, Dalmolin 3-22, Garner 2-10, Harding Jr. 1-7.
TACKLES - UP: Petrishen 7-6=13, Campbell 4-6=10, Bright 1-5=6, Dennis 1-5=6, Tallandier 4-1=5, Hallett 4-1=5, Hill 3-2=5, Williams 3-2=5, Green 3-1=4, Kancey 3-1=4, Alexandre 2-2=4;
Duke: Heyward 4-5=9, Mause 4-4=8, Lewis 2-4=6, Oben 3-2=5, Young IV 1-4=5, Alexander 3-1=4, Thompson 3-1=4, Frye 1-3=4, D. Johnson 1-3=4, Blackwell 3-0=3, Woods 2-1=3.

Game 10 • Virginia Tech 48, Duke 17

November 13, 2021 • Lane Stadium • Blacksburg, Va.

- Duke dropped a 48-17 decision to Virginia Tech
- Freshman **Riley Leonard** became the first true freshman to start at quarterback for Duke since Thaddeus Lewis did so against Wake Forest on Sept. 9, 2006
- Leonard finished 7-of-16 passing for 84 yards and added 16 rushes for 30 yards
- Freshman QB **Jordan Moore** had a hand in Duke's first touchdown of the afternoon, connecting with junior WR **Eli Pancol** for a 28-yard touchdown in the third quarter
- It was Moore's first career touchdown pass and Pancol's first score this season
- Moore finished 6-of-11 passing for 63 yards and a score ... he also added 17 carries for 113 yards and a four-yard rushing TD
- Moore's 113 rushing yards rank the 14th most by a freshman in a single game in program history
- Redshirt sophomore DT **DeWayne Carter** and sophomore S **Da'Quan Johnson** led the Blue Devils with six tackles apiece
- Redshirt junior LB **Shaka Heyward** recorded his team-leading 11th tackle for loss this season
- Graduate student DE **Ben Frye** broke up a pass and it was intercepted by redshirt sophomore DE **RJ Oben** in the second quarter ... it was Oben's first interception of his career
- Redshirt sophomore P **Porter Wilson** booted the ball six times for 235 yards (39.2) ... two were pinned inside the 20-yard line
- Redshirt sophomore K **Charlie Ham** connected on one field goal of 27 yards
- Sophomore **Jaylen Stinson** totaled 51 yards on three kickoff returns

	1	2	3	4	=	Final
Duke	0	3	7	7	=	17
Virginia Tech	7	10	10	21	=	48

Attendance: 56,730

Team	Qtr	Time	Play	Drive
VT	1	6:38	Blackshear 20 run (Romo kick)	5-79; 1:55
VT	2	12:53	King 47 pass from Burmeister (Romo kick)	1-47; 0:08
DU	2	7:36	Ham 27 FG	4-3; 1:20
VT	2	3:16	Romo 51 FG	10-57; 4:14
VT	3	10:08	Smith 30 pass from Burmeister (Romo kick)	6-65; 2:43
VT	3	5:51	Romo 43 FG	6-25; 2:43
DU	3	2:22	Pancol 28 pass from Jo. Moore (Ham kick)	8-75; 3:29
VT	4	11:12	Blackshear 13 pass from Burmeister (Romo kick)	3-30; 1:09
VT	4	10:19	Garbutt 16 fumble return (Romo kick)	0-0; 0:48
DU	4	7:10	Jo. Moore 4 run (Ham kick)	8-77; 3:05
VT	4	4:28	King 4 run (Romo kick)	5-73; 2:42

	Duke	VT
First Downs	20	23
Rush-Pass-Penalty	8-7-5	12-10-1
Rushing Attempts-Net Yards	49-196	41-297
Passing Comp.-Att.-Int	13-28-0	11-18-1
Passing Yards	147	276
Total Offensive Plays-Yards	77-343	59-573
Fumbles-Lost	2-1	0-0
Penalties-Yards	7-65	12-106
Punts-Yards-Average	6-235-39.2	2-90-45.0
Time of Possession	33:20	26:40
Sacks By	0-0	4-31
Third Down / Fourth Down Conversions	5-17/0-2	4-12/2-2
Red Zone	2-2	3-3

RUSHING – Duke: Jo. Moore 17-113, Durant 10-33, Leonard 16-30, Tr. Davis 5-17, Ja. Moore 1-3;**VT:** Blackshear 12-117, King 9-90, Burmeister 9-71, Thomas 7-10, Turner 2-8, Robinson 1-3.**PASSING** – Duke: Leonard 7-16-84-0, Jo. Moore 6-12-63-0;**VT:** Burmeister 9-15-215-0, Kadum 2-3-61-0.**RECEIVING** – Duke: Calhoun 4-21, Bobo 3-32, Bowen-Sims 2-13, Marwede 1-33, Pancol 1-28, Waters 1-11, Dalmolin 1-9;**VT:** Robinson 4-78, Smith 2-64, Blackshear 2-40, King 1-47, Turner 1-29, Gallo 1-18.**TACKLES** – Duke: Carter 2-4=6, D. Johnson 1-5=6, Heyward 4-0=4, Blackwell 3-1=4, Young IV 3-1=4, Frye 3-1=4, Alexander 3-0=3, Stinson 3-0=3, Rorie 2-1=3;**VT:** Hollifield 7-5=12, Daley 5-5=10, Tisdale 4-5=9, Peoples 4-5=9, Conner 3-3=6, Pene 2-3=5, Waller 2-1=3, Garbutt 2-1=3, Artis 1-2=3.**Game 11 • Louisville 62, Duke 22**

November 18, 2021 • Brooks Field at Wallace Wade Stadium • Durham, N.C.

- Louisville used a high-powered offense to defeat Duke, 62-22
- Graduate student QB **Gunnar Holmberg** started at quarterback and finished 19-of-34 for 176 yards
- Senior RB **Mataeo Durant** inched closer to the Duke single-season rushing record with 78 yards on 13 carries
- Senior WR **Jake Bobo** totaled nine catches for 102 yards to lead the receiving corps, his third game this season with 100-plus receiving yards
- Junior WR **Jalon Calhoun** scored his first career rushing touchdown in the third quarter, a six-yard scamper
- Freshman QB **Riley Leonard** entered in the third quarter and opened his passing ledger going a perfect 13-of-13 for 99 yards and added 70 yards on seven carries, including a 35-yard rushing touchdown
- Redshirt sophomore K **Charlie Ham** matched his career high of three field goals, connecting on attempts of 22, 26 and 28 yards
- Sophomore **Isaiah Fisher-Smith** blocked his third career punt on Louisville's second drive of the game

	1	2	3	4	=	Final
Louisville	14	21	13	14	=	62
Duke	3	6	7	6	=	22

Attendance: 8,493

Team	Qtr	Time	Play	Drive
UL	1	10:10	Cooley 48 pass from Cunningham (Turner kick)	10-85; 4:45
DU	1	5:33	Ham 22 field goal	10-71; 4:37
UL	1	0:58	Ford 20 pass from Cunningham (Turner kick)	4-41; 1:34
UL	2	11:26	Cunningham 44 run (Turner kick)	7-93; 3:41
DU	2	8:34	Ham 28 field goal	8-65; 2:52
UL	2	7:29	Cunningham 72 run (Turner kick)	2-75; 1:05
UL	2	1:36	Mitchell 11 run (Turner kick)	10-80; 4:26
DU	2	0:00	Ham 26 field goal	14-67; 1:36
UL	3	7:46	Watkins 19 pass from Cunningham (Turner kick)	6-68; 3:37
DU	3	5:06	Calhoun 6 run (Ham kick)	8-72; 2:34
UL	3	3:15	Huggins-Bruce 12 pass from Cunningham (Turner kick failed)	4-46; 1:50
DU	4	14:54	Leonard 35 run (Leonard run failed)	8-75; 3:21
UL	4	12:17	Harrell 36 pass from Cunningham (Turner kick)	5-75; 2:37
UL	4	5:10	Robbins 34 run (Travelstead kick)	6-76; 3:24

	UL	Duke
First Downs	29	29
Rush-Pass-Penalty	14-14-1	10-17-2
Rushing Attempts-Net Yards	37-384	30-183
Passing Comp.-Att.-Int	18-25-0	33-50-1
Passing Yards	303	275
Total Offensive Plays-Yards	62-687	80-458
Fumbles-Lost	2-0	2-1
Penalties-Yards	7-27	4-35
Punts-Yards-Average	1-0-0.0	2-105-52.5
Time of Possession	30:59	29:01
Sacks By	0-0	1-6
Third Down / Fourth Down Conversions	7-11/2-2	4-13/1-3
Red Zone	4-4	4-5

RUSHING – UL: Cunningham 11-224, Robbins 2-41, Mitchell 8-36, Jordan 4-36, Cooley 6-32, Burkley 2-11, Domann 2-5, Werts 1-1;**Duke:** Durant 13-78, Leonard 7-70, Tr. Davis 4-12, Wilson 1-11, Calhoun 1-6, Jo. Moore 1-4, Holmberg 2-3, Coleman 1-1.**PASSING** – UL: Cunningham 18-25-303-0;**Duke:** Holmberg 19-34-176-1, Leonard 13-13-99-0, Jo. Moore 1-2-0-0.**RECEIVING** – UL: Ford 4-60, Huggins-Bruce 4-41, Melton 2-44, Mitchell 2-28, Werts 2-5, Cooley 1-48, Harrell 1-26, Marshall 1-22, Watkins 1-19;**Duke:** Bobo 9-102, Calhoun 7-55, Robertson 5-41, Pancol 2-20, Dalmolin 2-14, Marwede 2-8, Durant 2-8, Harding Jr. 1-20, Bowen-Sims 1-4, Finney 1-3.**TACKLES** – UL: Vance 7-1=8, Cole 6-2=8, Jones 5-3=8, Avery 2-6=8, Duncan 6-1=7, Peterson 4-2=6, Dallas 3-2=5, Jones 4-0=4, Minkins 1-3=4;**Duke:** Heyward 5-4=9, Stinson 5-1=6, Mausi 4-1=5, Peebles 0-4=4, L. Johnson 2-1=3, Blackwell 2-1=3, B. Johnson 2-1=3, D. Johnson 1-2=3, Woods 1-2=3.

Game 12 • Miami 47, Duke 10

November 27, 2021 • Brooks Field at Wallace Wade Stadium • Durham, N.C.

- Senior running back **Mataeo Durant** broke a 49-year program record on Saturday, but it wasn't enough for Duke as the Blue Devils fell to Miami, 47-10
- Graduate student QB **Gunnar Holmberg** started at quarterback and finished 20-of-33 for 148 yards
- Durant tallied 68 yards on 22 carries to break the single-season rushing yardage record with 1,241, surpassing Steve Jones' 1972 mark of 1,236.
- Durant graduates with 2,562 career rushing yards to place fourth in program history
- Sophomore S **Da'Quan Johnson** led the Duke defense with a career-high 13 tackles, a tackle for loss, a pass breakup and a forced fumble
- Redshirt junior LB **Shaka Heyward** added 10 tackles, his third double-digit tackle performance this season and the eighth of his career
- Redshirt sophomore P **Porter Wilson** booted the ball five times for 225 yards (45.0) ... three were pinned inside the 20-yard line
- Wilson's 2,732 punting yards and 44.79 punting average this season rank 14th and fifth in program history, respectively
- Sophomore S **Jaylen Stinson** totaled 131 yards on two kickoff returns, including a 94-yard return for a touchdown
- It was his second kickoff return for a touchdown this season, becoming the fourth Blue Devil in program history to return two kickoffs in a single season

	1	2	3	4	=	Final
Miami	10	20	17	0	=	47
Duke	10	0	0	0	=	10

Attendance: 17,391

Team	Qtr	Time	Play	Drive
DU	1st	10:47	Ham 40 field goal	10-37; 4:06
UM	1st	8:37	Borregales 35 field goal	6-54; 2:03
DU	1st	8:25	Stinson 94 kickoff return (Ham kick)	0:00
UM	1st	5:05	Restrepo 21 pass from Van Dyke (Borregales kick)	10-75; 3:20
UM	2nd	14:20	Rambo 12 pass from Van Dyke (Borregales kick)	9-70; 3:26
UM	2nd	8:30	Knighton 2 run (Borregales kick)	5-80; 2:04
UM	2nd	3:04	Borregales 29 field goal	8-41; 2:38
UM	2nd	0:00	Borregales 25 field goal	14-75; 2:00
UM	3rd	9:43	Borregales 43 field goal	12-49; 5:17
UM	3rd	7:15	Rambo 14 pass from Van Dyke (Borregales kick)	4-32; 1:22
UM	3rd	1:16	Franklin Jr. 9 run (Price kick)	8-53; 2:23

	UM	Duke
First Downs	33	15
Rush-Pass-Penalty	10-19-4	5-9-1
Rushing Attempts-Net Yards	36-140	34-62
Passing Comp.-Att.-Int	35-52-0	21-35-1
Passing Yards	390	157
Total Offensive Plays-Yards	88-530	69-219
Fumbles-Lost	1-0	1-0
Penalties-Yards	5-30	8-82
Punts-Yards-Average	2-89-44.5	5-225-45.0
Time of Possession	32:38	27:22
Sacks By	3-22	0-0
Third Down / Fourth Down Conversions	8-17/3-3	9-19/1-4
Red Zone	7-7	0-1

RUSHING - Miami: Knighton 13-51, Franklin Jr. 6-45, Brown 7-35, Cashwell 5-15, B. Smith 1-7, Rizk 1--5, Van Dyke 3--8;

Duke: Durant 22-68, Holmberg 5-10, Kyei-Donkor 3-1, Coleman 1-0, D. Carter 1--1, Wilson 1--1, Leonard 1--15.

PASSING - Miami: Van Dyke 34-49-381-0, Rizk 1-2-9-0;

Duke: Holmberg 20-33-148-1, Leonard 1-2-9-0.

RECEIVING - Miami: Harley 13-96, Rambo 8-101, George 3-80, Mallory 3-34, Knighton 3-29, Restrepo 2-30, Brinson 1-13, K. Smith 1-6, B. Smith 1-2;

Duke: Calhoun 4-33, Bobo 3-32, Durant 2-19, Pancol 2-15, Marwede 2-4, Kyei-Donkor 2-4, Harding Jr. 1-14, Bowen-Sims 1-14, Garner 1-9, Hagans 1-5, Robertson 1-5, Finney 1-3.

TACKLES - Miami: Flagg Jr. 4-3=7, Steed 1-5=6, Clarke 4-1=5, Williams 3-2=5, Kinchens 2-3=5, Ivey 4-0=4, Ragone 3-0=3, Couch 2-1=3, Frierson 2-1=3, Smith 2-1=3, Miller 2-1=3;

Duke: D. Johnson 4-9=13, Heyward 3-7=10, Alexander 6-3=9, Stinson 4-3=7, L. Johnson 3-3=6, B. Johnson 3-2=5, Blackwell 1-4=5, Lewis 0-5=5, Frye 2-2=4, Maudi 1-3=4, Stevens 0-4=4.

2021 STATISTICS

RUSHING

Player	G	Att	Gain	Loss	Net	Avg	TD	Long	Avg/G
Mataeo Durant	12	255	1317	76	1241	4.9	9	59	103.4
Gunnar Holmberg	11	88	297	137	160	1.8	6	26	14.5
Riley Leonard	7	47	230	57	173	3.7	2	35	24.7
Jordan Moore	10	44	244	23	221	5.0	3	40	22.1
Jordan Waters	10	39	206	9	197	5.1	1	30	19.7
Jaylen Coleman	9	11	19	5	14	1.3	0	5	1.6
Nate Kyei-Donkor	5	10	20	2	18	1.8	0	5	3.6
Trent Davis	3	9	29	0	29	3.2	0	6	9.7
Jaquez Moore	11	5	12	0	12	2.4	0	5	1.1
Luca Diamont	2	4	48	0	48	12.0	0	38	24.0
Nakeie Montgomery	9	3	28	0	28	9.3	0	16	3.1
Jalon Calhoun	12	2	13	0	13	6.5	1	7	1.1
Porter Wilson	12	2	11	1	10	5.0	0	11	0.8
DeWayne Carter	12	1	0	1	-1	-1.0	0	0	-0.1
Jontavis Robertson	12	1	4	0	4	4.0	0	4	0.3
Total	12	524	2478	322	2156	4.1	22	59	179.7
Opponents	12	468	2694	220	2474	5.3	26	72	206.2

PASSING

Player	G	Effic	Cmp-Att-Int	Pct	Yds	TD	Lng	Avg/G
Gunnar Holmberg	11	130.3	217-324-8	67.0	2358	7	80	214.4
Riley Leonard	7	113.4	37-62-1	59.7	381	1	39	54.4
Jordan Moore	10	106.7	9-19-0	47.4	95	1	36	9.5
Luca Diamont	2	125.5	2-3-0	66.7	21	0	17	10.5
Total	12	126.0	265-410-9	64.6	2855	9	80	237.9
Opponents	12	159.2	241-405-8	59.5	3741	32	77	311.8

RECEIVING

Player	G	No.	Yds	Avg	TD	Long	Avg/G
Jake Bobo	12	74	794	10.7	1	48	66.2
Jalon Calhoun	12	56	718	12.8	3	80	59.8
Mataeo Durant	12	27	249	9.2	2	53	20.8
Eli Pancol	12	17	233	13.7	1	28	19.4
Jontavis Robertson	12	17	115	6.8	0	18	9.6
Jake Marwede	12	16	140	8.8	0	33	11.7
Nicky Dalmolin	12	15	121	8.1	1	28	10.1
Darrell Harding Jr.	12	12	141	11.8	0	50	11.8
Jarett Garner	12	10	119	11.9	0	30	9.9
Jordan Waters	10	6	76	12.7	1	43	7.6
Malik Bowen-Sims	7	5	40	8.0	0	14	5.7
Cole Finney	12	5	101	20.2	0	39	8.4
Nate Kyei-Donkor	5	3	0	0.0	0	4	0.0
Trent Davis	3	1	0	0.0	0	0	0.0
Sahmir Hagans	4	1	5	5.0	0	5	1.3
Total	12	265	2848	10.7	9	80	237.3
Opponents	12	241	3741	15.5	32	77	311.8

ALL PURPOSE

Player	G	Rush	Rec	PR	KOR	IR	Tot	Avg/G
Mataeo Durant	12	1241	249	0	0	0	1490	124.2
Jaylen Stinson	12	0	0	0	818	0	818	68.2
Jake Bobo	12	0	794	0	0	0	794	66.2
Jalon Calhoun	12	13	718	0	0	0	731	60.9
Jordan Waters	10	197	76	0	0	0	273	27.3
Eli Pancol	12	0	233	0	0	0	233	19.4
Jordan Moore	10	221	0	0	0	0	221	22.1
Riley Leonard	7	173	0	0	0	0	173	24.7
Gunnar Holmberg	11	160	0	0	0	0	160	14.5
Darrell Harding Jr.	12	0	141	0	0	0	141	11.8
Jake Marwede	12	0	140	0	0	0	140	11.7
Jontavis Robertson	12	4	115	0	13	0	132	11.0
Nicky Dalmolin	12	0	121	0	0	0	121	10.1
Jarett Garner	12	0	119	0	0	0	119	9.9
Sahmir Hagans	4	0	5	0	109	0	114	28.5
Cole Finney	12	0	101	0	0	0	101	8.4
Trent Davis	3	29	0	0	47	0	76	25.3
Scott Boylan	8	0	0	73	0	0	73	9.1
Josh Blackwell	12	0	0	54	0	0	54	4.5
Luca Diamont	2	48	0	0	0	0	48	24.0
Malik Bowen-Sims	7	0	40	0	0	0	40	5.7
Jeremiah Lewis	11	0	0	0	0	35	35	3.2
Leonard Johnson	12	0	0	0	0	30	30	2.5
Nakeie Montgomery	9	28	0	0	0	0	28	3.1
Shaka Heyward	12	0	0	0	0	26	26	2.2
Nate Kyei-Donkor	5	18	0	0	0	0	18	3.6
Jaylen Coleman	9	14	0	0	0	0	14	1.6
Jaquez Moore	11	12	0	0	0	0	12	1.1
Porter Wilson	12	10	0	0	0	0	10	0.8
Grissim Anderson	5	0	0	0	8	0	8	1.6
R.J. Oben	12	0	0	0	0	8	8	0.7
Lummie Young IV	10	0	0	0	0	2	2	0.2
DeWayne Carter	12	-1	0	0	0	0	-1	-0.1
Graham Barton	12	0	-4	0	0	0	-4	-0.3
Total	12	2156	2848	127	995	101	6227	518.9
Opponents	12	2474	3741	221	288	115	6839	569.9

FUMBLE RETURNS

Player	No.	Yds	Avg	TD	Long
Ben Frye	2	0	0.0	0	0
Tony Davis	1	0	0.0	0	0
Jamion Franklin	1	0	0.0	0	0
Da'Quan Johnson	1	0	0.0	0	0
Brandon Johnson	1	0	0.0	0	0
Total	6	0	0.0	0	0
Opponents	13	7	0.5	2	7

TOTAL OFFENSE

Player	G	Plays	Rush	Pass	Total	Avg/G
Gunnar Holmberg	11	412	160	2358	2518	228.9
Mataeo Durant	12	255	1241	0	1241	103.4
Riley Leonard	7	109	173	381	554	79.1
Jordan Moore	10	63	221	95	316	31.6
Jordan Waters	10	39	197	0	197	19.7
Luca Diamont	2	7	48	21	69	34.5
Trent Davis	3	9	29	0	29	9.7
Nakeie Montgomery	9	3	28	0	28	3.1
Nate Kyei-Donkor	5	10	18	0	18	3.6
Jaylen Coleman	9	11	14	0	14	1.6
Jalon Calhoun	12	2	13	0	13	1.1
Jaquez Moore	11	5	12	0	12	1.1
Porter Wilson	12	2	10	0	10	0.8
Jontavis Robertson	12	1	4	0	4	0.3
DeWayne Carter	12	1	-1	0	-1	-0.1
Team	12	0	-11	0	-11	-0.9
Total	12	934	2156	2855	5011	417.6
Opponents	12	873	2474	3741	6215	517.9

SCORING

Player	TD	FGs	Kick	Rush	Rcv	Pass	DXP	Saf	Points
Charlie Ham	-	14-20	32-32	-	-	-	-	-	74
Mataeo Durant	11	-	-	-	-	-	-	-	66
Gunnar Holmberg	6	-	-	-	-	-	-	-	36
Jalon Calhoun	4	-	-	-	-	-	-	-	24
Jordan Moore	3	-	-	-	-	-	-	-	18
Jordan Waters	2	-	-	-	-	-	-	-	12
Jaylen Stinson	2	-	-	-	-	-	-	-	12
Riley Leonard	2	-	-	-	-	-	-	-	12
Jake Bobo	1	-	-	-	-	-	-	-	6
Eli Pancol	1	-	-	-	-	-	-	-	6
Nicky Dalmolin	1	-	-	-	-	-	-	-	6
Total	33	14-21	32-32	0	0	0	0	1	274
Opponents	60	20-23	57-58	0	0	0	0	0	477

FIELD GOALS

Player	M-A	Pct	01-19	20-29	30-39	40-49	50-99	Lg	Blk
Charlie Ham	14-20	70.0	0-0	7-7	4-6	2-4	1-3	50	0
Matthew Alswanger	0-1	0.0	0-0	0-1	0-0	0-0	0-0	0	0
Opponents	20-23	87.0	0-0	9-10	5-6	4-5	2-2	51	0

PUNTING

Player	No.	Yds	Avg	Long	TB	FC	I20	50+	Blkd
Porter Wilson	61	2732	44.8	69	3	16	22	17	0
Total	61	2732	44.8	69	3	16	22	17	0
Opponents	47	1947	41.4	71	4	17	11	9	1

KICKOFFS

Player	No.	Yds	Avg	TB	OB	Retn	Net	YdLn
Charlie Ham	59	3309	56.1	22	2	-	-	-
Jackson Hubbard	1	63	63.0	0	0	-	-	-
Total	60	3372	56.2	22	2	20	37.4	27
Opponents	92	5601	60.9	40	2	43	38	26

PUNT RETURNS

Player	No.	Yds	Avg	TD	Long
Scott Boylan	8	73	9.1	0	22
Josh Blackwell	7	54	7.7	0	29
Total	15	127	8.5	0	29
Opponents	26	221	8.5	0	43

KICKOFF RETURNS

Player	No.	Yds	Avg	TD	Long
Jaylen Stinson	34	818	24.1	2	94
Sahmir Hagans	5	109	21.8	0	30
Trent Davis	2	47	23.5	0	28
Grissim Anderson	1	8	8.0	0	8
Jontavis Robertson	1	13	13.0	0	13
Total	43	995	23.1	2	94
Opponents	19	288	15.2	0	26

INTERCEPTION RETURNS

Player	No.	Yds	Avg	TD	Long
Leonard Johnson	2	30	15.0	0	26
Jeremiah Lewis	2	35	17.5	0	23
Lummie Young IV	1	2	2.0	0	2
Nate Thompson	1	0	0.0	0	0
Shaka Heyward	1	26	26.0	0	26
R.J. Oben	1	8	8.0	0	8
Total	8	101	12.6	0	26
Opponents	9	115	12.8	0	65

DEFENSE

Player	G	Solo	Asst	Total	TFL/Yds	Sacks/Yds	Int/Yds	PBU	QBH	FR	FF	Blk	Saf
42 Shaka Heyward	12	38	60	98	11.5-27	3-11	1-26	1	5
23 Lummie Young IV	10	31	33	64	1-10	1-10	1-2	7	.	.	2	.	.
17 Da'Quan Johnson	12	29	32	61	1-4	.	.	2	.	1-0	1	.	.
35 Dorian Mausi	12	23	36	59	2-7	0.5-3	.	1	1	.	1	.	.
16 Jaylen Stinson	12	28	15	43	1-1	.	.	3
32 Jalen Alexander	12	33	9	42	2-6	.	.	5	1
93 Ben Frye	12	23	19	42	6.5-37	2-23	.	2	2	2-0	.	.	.
29 Nate Thompson	8	22	18	40	1.5-5	0.5-2	1-0	2
90 DeWayne Carter	12	14	23	37	7.5-34	4.5-29	.	3	6	.	4	.	.
31 Josh Blackwell	12	23	12	35	1-2	.	.	7
33 Leonard Johnson	12	24	11	35	1.5-4	.	2-30	5
39 Jeremiah Lewis	11	12	18	30	.	.	2-35	2
9 J'Marick Woods	10	14	13	27	2-2	.	.	3	2
92 Aeneas Peebles	12	6	20	26	3-13	2-12	.	.	2
94 R.J. Oben	12	14	11	25	7-25	5-21	1-8	.	8	.	3	.	.
58 Gary Smith	9	8	16	24	2.5-6	1-3	.	1
30 Brandon Johnson	11	11	6	17	1-0	.	.	.
59 Michael Reese	12	7	8	15	1-1	1-1	.	.	2
55 Jamion Franklin	12	4	10	14	1.5-2	1-0	.	.	.
97 Caleb Oppan	12	4	10	14	2.5-9	0.5-6	.	.	3
99 Christian Rorie	11	4	10	14	1
11 Isaiah Fisher-Smith	12	8	6	14	.	.	.	1	.	.	.	1	.
34 Sayyid Stevens	12	3	9	12	1
40 Ryan Smith	10	4	6	10	1-7	.	.	1	.	.	1	.	.
45 Colby Campbell	11	2	6	8	1	.	.
38 Dominique Long	12	3	3	6	.	.	.	1	.	.	1	.	.
44 Charlie Ham	11	2	3	5
26 Joshua Pickett	11	3	2	5
96 Aaron Hall	3	1	4	5	1-1
91 Ahmad Craig	9	2	3	5	1	.	.
74 Michael Larbie	5	2	2	4
15 Placide Djungu-Sungu	2	.	3	3
14 Trent Broadnax	1	1	1	2
19 Jake Bobo	12	.	2	2
20 Jaquez Moore	11	.	2	2
24 Cole Carteaux	1	1	1	2
12 Gunnar Holmberg	11	2	.	2
54 Jason Hoffman	11	.	2	2
50 Jack Wohlabaugh	12	1	.	1
83 Zamari Ellis	1	.	1	1
81 Nicky Dalmolin	12	1	.	1
47 Steve Mann	2	.	1	1
4 Cameron Bergeron	12	1	.	1
57 John Taylor	12	.	1	1
48 Tre Freeman	4	1	.	1
21 Mataeo Durant	12	1	.	1
98 Porter Wilson	12	1	.	1
24 Jarett Garner	12	.	1	1
13 Tony Davis	4	.	1	1	1-0	.	.	.
Totals	12	412	450	862	58-203	21-121	8-101	47	34	6-0	15	1	1
Opponents	12	519	508	1027	85-293	27-181	9-115	33	41	14-7	14	0	0

2021 STARTING LINEUPS

Offense	QB	RB	TE	WR/TE	WR	WR	LT	LG	C	RG	RT
at Charlotte	Holmberg	Durant	Marwede	Calhoun (WR)	Panco	Bobo	Barton	McIntyre	Wohlabaugh	Monk	Gelotte
NORTH CAROLINA A&T	Holmberg	Durant	Marwede	Calhoun (WR)	Harding Jr.	Bobo	Barton	McIntyre	Wohlabaugh	Monk	Gelotte
NORTHWESTERN	Holmberg	Durant	Marwede	Calhoun (WR)	Harding Jr.	Bobo	Barton	Holman	Wohlabaugh	Monk	Gelotte
KANSAS	Holmberg	Durant	Marwede	Calhoun (WR)	Harding Jr.	Bobo	Barton	McIntyre	Wohlabaugh	Monk	Gelotte
at North Carolina*	Holmberg	Durant	Marwede	Calhoun (WR)	Harding Jr.	Bobo	Barton	McIntyre	Penn	Monk	Gelotte
GEORGIA TECH*	Holmberg	Durant	Marwede	Calhoun (WR)	Harding Jr.	Bobo	Barton	McIntyre	Wohlabaugh	Monk	Gelotte
at Virginia*	Holmberg	Durant	Marwede	Calhoun (WR)	Garner	Bobo	Barton	McIntyre	Wohlabaugh	Monk	Gelotte
at Wake Forest*	Holmberg	Durant	Marwede	Calhoun (WR)	Panco	Bobo	Barton	McIntyre	Wohlabaugh	Monk	Gelotte
PITTSBURGH*	Holmberg	Durant	Marwede	Garner (WR)	Panco	Bobo	Barton	McIntyre	Wohlabaugh	Monk	Van Lynn
at Virginia Tech*	Leonard	Durant	Marwede	Dalmolin (TE)	Panco	Bobo	Barton	McIntyre	Wohlabaugh	Monk	Van Lynn
LOUISVILLE*	Holmberg	Durant	Marwede	Calhoun (WR)	Panco	Bobo	Barton	McIntyre	Wohlabaugh	Monk	Van Lynn
MIAMI*	Holmberg	Durant	Mawrede	Calhoun (WR)	Panco	Bobo	Barton	Parmelly	Wohlabaugh	Monk	Gelotte

Defense	DE	DT/LB	DT	DE	MLB	WLB	CB	CB	S (S)	S (B)	S (R)
at Charlotte	Reese	Peebles (DT)	Carter	Frye	Heyward	Mausi	Lewis	L. Johnson	Blackwell	Woods	Young IV
NORTH CAROLINA A&T	Oben	Peebles (DT)	Carter	Frye	Heyward	Mausi	Blackwell	L. Johnson	Alexander	Woods	Young IV
NORTHWESTERN	Oben	Smith III (DT)	Carter	Frye	Heyward	Mausi	Blackwell	L. Johnson	D. Johnson	Woods	Young IV
KANSAS	Oben	Smith III (DT)	Carter	Frye	Heyward	Mausi	Blackwell	L. Johnson	Alexander	Thompson	Young IV
at North Carolina*	Oben	Smith III (DT)	Carter	Frye	Heyward	Mausi	Blackwell	L. Johnson	Stinson	Thompson	Young IV
GEORGIA TECH*	Oben	Smith III (DT)	Carter	Frye	Heyward	Mausi	Lewis	L. Johnson	Stinson	D. Johnson	Young IV
at Virginia*	Oben	Smith III (DT)	Carter	Frye	Heyward	Mausi	Blackwell	Lewis	Alexander	Thompson	Young IV
at Wake Forest*	Oppan	Smith III (DT)	Carter	Frye	Heyward	Mausi	Blackwell	L. Johnson	Stinson	Thompson	Young IV
PITTSBURGH*	Oben	Smith III (DT)	Carter	Frye	Heyward	Mausi	Blackwell	L. Johnson	Alexander	Thompson	Young IV
at Virginia Tech*	Oben	Smith III (DT)	Carter	Frye	Heyward	R. Smith	Blackwell	L. Johnson	Alexander	Thompson	Young IV
LOUISVILLE*	Oben	Smith III (DT)	Carter	Frye	Heyward	Mausi	Blackwell	L. Johnson	Stinson	D. Johnson	Fisher-Smith
MIAMI*	Oben	Stevens (LB)	Carter	Frye	Heyward	Mausi	Blackwell	L. Johnson	Stinson	Woods	B. Johnson

2021 ACC STANDINGS

ATLANTIC Team	ACC GAMES				OVERALL				
	W	L	Home	Road	W	L	Home	Road	Neutral
Wake Forest	7	1	4-0	3-1	11	3	6-0	4-2	1-1
N.C. State	6	2	3-0	3-2	9	3	7-0	2-3	0-0
Clemson	6	2	4-0	2-2	10	3	6-0	3-3	1-0
Louisville	4	4	2-2	2-2	6	7	4-3	2-3	0-1
Florida State	4	4	2-2	2-2	5	7	3-4	2-3	0-0
Boston College	2	6	1-3	1-3	6	6	3-3	3-3	0-0
Syracuse	2	6	1-3	1-3	5	7	3-4	2-3	0-0

ATLANTIC Team	ACC GAMES				OVERALL				
	W	L	Home	Road	W	L	Home	Road	Neutral
Pittsburgh	7	1	4-0	3-1	11	3	5-2	5-0	1-1
Miami	5	3	3-1	2-2	7	5	5-2	2-3	0-0
Virginia Tech	4	4	2-2	2-2	6	7	4-3	2-3	0-1
Virginia	4	4	2-2	2-2	6	6	4-3	2-3	0-0
North Carolina	3	5	3-1	0-4	6	7	6-1	0-5	0-1
Georgia Tech	2	6	1-3	1-3	3	9	2-5	1-4	0-0
Duke	0	8	0-4	0-4	3	9	3-4	0-5	0-0

ALL-ACC

First Team Offense

QB Kenny Pickett, Pitt	181
RB Sean Tucker, Syracuse	187
RB Mataeo Durant, Duke	154
WR Jordan Addison, Pitt	186
WR Josh Downs, North Carolina	161
WR Dontayvion Wicks, Virginia	131 (tie)
WR A.T. Perry, Wake Forest	131 (tie)
TE Jelani Woods, Virginia	134
AP Jahmyr Gibbs, Georgia Tech	126
OT Ikem Ekwonu, NC State	170
OT Zach Tom, Wake Forest	104
OG Zion Johnson, Boston College	156
OG Caleb Chandler, Louisville	65
C Alec Lindstrom, Boston College	86

Second Team Offense

QB Sam Hartman, Wake Forest	80
RB Ty Chandler, North Carolina	120
RB Pat Garwo, Boston College	86
WR Charleston Rambo, Miami	126
WR Emeka Emezie, NC State	110
WR Jaquarii Roberson, Wake Forest	91
TE Lucas Krull, Pitt	80
AP Keytaon Thompson, Virginia	77
OT Jordan McFadden, Clemson	94
OT Carter Warren, Pitt	69
OG Christian Mahogany, Boston College	62
OG DJ Scaife, Miami	56
C Olusegun Oluwatimi, Virginia	62

Third Team Offense

QB Brennan Armstrong, Virginia	68
RB Jashaun Corbin, Florida State	62
RB Jahmyr Gibbs, Georgia Tech	54
WR Zay Flowers, Boston College	77
WR Billy Kemp, Virginia	37
WR Jake Bobo, Duke	32
TE Marshon Ford, Louisville	72
AP Jordan Addison, Pitt	75
OT Ben Petrua, Boston College	68
OT Gabe Houy, Pitt	44
OG Marcus Minor, Pitt	53
OG Sean Maginn, Wake Forest	53
C Grant Gibson, NC State	53

First Team Specialists

PK Nick Sciba, Wake Forest	183
P Trenton Gill, NC State	142
SP Zonovan Knight, NC State	146

Second Team Specialists

PK B.T. Potter, Clemson	87
P Lou Hedley, Miami	98
SP Jahmyr Gibbs, Georgia Tech	112

First Team Defense

DE Jermaine Johnson II, Florida State	189
DE Cody Roscoe, Syracuse	112
DT Calijah Kancey, Pitt	133
DT Corey Durden, NC State	78 (tie)
DT Tyler Davis, Clemson	78 (tie)
LB Drake Thomas, NC State	148
LB Mikel Jones, Syracuse	134
LB James Skalski, Clemson	128
CB Mario Goodrich, Clemson	110
CB Andrew Booth Jr., Clemson	105
S Jammie Robinson, Florida State	106
S Tanner Ingle, NC State	92

Second Team Defense

DE Myles Murphy, Clemson	108
DE Habakkuk Baldonado, Pitt	98
DT Miles Fox, Wake Forest	72
DT Myles Murphy, North Carolina	69
LB Yasir Abdullah, Louisville	92
LB Nick Jackson, Virginia	84
LB Quez Jackson, Georgia Tech	71 (tie)
OG SirVocea Dennis, Pitt	71 (tie)
CB Jermaine Waller, Virginia Tech	76
CB Josh DeBerry, Boston College	60 (tie)
CB Kei'Trel Clark, Louisville	60 (tie)
S Traveon Redd, Wake Forest	76
S Brandon Hill, Pitt	68

Third Team Defense

DE Keir Thomas, Florida State	53
DE Xavier Thomas, Clemson	52
DT Bryan Bresee, Clemson	60
DT DeWayne Carter, Duke	51
LB Shaka Heyward, Duke	45
LB Tomon Fox, North Carolina	40
LB Jeremiah Gemmel, North Carolina	39
CB Brandon Sebastian, Boston College	58
CB Duce Chestnut, Syracuse	40
S Cam'Ron Kelly, North Carolina	61
S Andrew Mukuba, Clemson	58

Third Team Specialists

PK Sam Scarton, Pitt	55
P Peter Moore, Virginia Tech	83
SP Tayvion Robinson, Virginia Tech	57

Honorable Mention Specialists

PK Andy Borregales, Miami, 27
P Will Spiers, Clemson, 22
SP Jaylen Stinson, Duke, 43
SP Cal Adomitis, Pitt, 26

2021 ACC BOWL RESULTS

Cheez-It Bowl - No. 19/22 Clemson 20, Iowa State 13
Servpro First Responder Bowl - Air Force 31, Louisville 28
Duke's Mayo Bowl - South Carolina 38, North Carolina 21
Chick-fil-A Peach Bowl - No. 10 Michigan State 31, No. 12 Pittsburgh 21
New Era Pinstripe Bowl - Maryland 54, Virginia Tech 10
TaxSlayer Gator Bowl - No. 17 Wake Forest 38, Rutgers 10

2021 ACC AWARD RECIPIENTS

Coach of the Year: Dave Clawson, Wake Forest
Player of the Year & Offensive Player of the Year: Kenny Pickett, Pittsburgh
Defensive Player of the Year: Jermaine Johnson II, Florida State
Rookie of the Year & Offensive Rookie of the Year: Tyler Van Dyke, Miami
Defensive Rookie of the Year: Andrew Mukuba, Clemson

Academic

Brandon Barlow, DL	BC	Kamari Morales, TE	UNC
Grant Carlson, P	BC	Asim Richards, OL	UNC
Isaiah Graham-Mobley, LB	BC	Cory Durden, DL	NCST
Zion Johnson, OL	BC	Grant Gibson, OL	NCST
Connor Lytton, K	BC	Trenton Gill, P	NCST
Vinny DePalma, LB	BC	Daniel Joseph, DL	NCST
Marcus Valdez, DL	BC	Dylan McMahon, OL	NCST
Jaiden Woodbey, DB	BC	Isaiah Moore, LB	NCST
Matt Bockhorst, OL	CLEM	Joe Shimko, LS	NCST
KJ Henry, DE	CLEM	Kirk Christodoulou, P	PITT
Walker Parks, OL	CLEM	SirVocea Dennis, LB	PITT
B.T. Potter, K	CLEM	Owen Drexel, OC	PITT
Will Shipley, RB	CLEM	Gabe Houy, OT/OG	PITT
Trenton Simpson, LB	CLEM	Sam Scarton, K	PITT
James Skalski, LB	CLEM	Matt Bergeron, OL	CUSE
Baylon Spector, LB	CLEM	Josh Black, DL	CUSE
Will Spiers, P	CLEM	Dakota Davis, OL	CUSE
Will Swinney, WR	CLEM	Courtney Jackson, WR	CUSE
Nolan Turner, SAF	CLEM	Kingsley Jonathan, DL	CUSE
DJ Uiagalelei, QB	CLEM	Anthony Queeley, WR	CUSE
Josh Blackwell, CB	DUKE	Carlos Vettorello, OL	CUSE
Jake Bobo, WR	DUKE	Mandy Alonso, DE	VIR
Joey Blount, S	DUKE	Ben Frye, DE	VIR
Ben Frye, DE	DUKE	Brendan Farrell, K	VIR
Graham Barton, OT	DUKE	Coen King, CB	VIR
Jackson Hubbard, H	DUKE	Keytaon Thompson, WR	VIR
Dorian Mausi, LB	DUKE	Jelani Woods, TE	VIR
John Taylor, LS	DUKE	Braxton Burmeister, QB	VT
Porter Wilson, P	DUKE	Tae Daley, DB	VT
Ryan Fitzgerald, K	FSU	Nick Gallo, TE	VT
Dylan Gibbons, OL	FSU	Brock Hoffman, OL	VT
Devontay Love-Taylor, OL	FSU	Dax Hollifield, LB	VT
Robert Scott, Jr., OL	FSU	Peter Moore, P	VT
Tre Swilingi, LB	GT	Luke Tenuta, OL	VT
Cade Long, LS	GT	Nick Andersen, DB	WF
Ryan Johnson, OL	GT	Justice Ellison, RB	WF
Mikey Minihan, OL	GT	Miles Fox, DL	WF
David Shanahan, P	GT	DeVonte Gordon, OL	WF
Jeff Sims, QB	GT	Sam Hartman, QB	WF
Kyric McGowan, WR	GT	Michael Jurgens, OL	WF
C.J. Avery, LB	LOU	Luke Masterson, LB	WF
Qwynnterio Cole, DB	LOU	Taylor Morin, WR	WF
Ahmari Huggins-Bruce, WR	LOU	Traveon Redd, DB	WF
Mark Vassett, P	LOU	Zach Tom, OL	WF
Lou Hedley, P	MIAMI	Luiji Vilain, DL	WF
Zion Nelson, OL	MIAMI		
Jarrid Williams, OL	MIAMI		
Tyler Van Dyke, QB	MIAMI		

2021 ACC TEAM STATISTICS

TOTAL OFFENSE	G	Run	Pass	Plys	Yds	PP	TD	PG
1. Virginia	12	1478	4711	892	6189	6.94	52	515.75
2. Pittsburgh	14	2089	4723	1029	6812	6.37	70	486.57
3. North Carolina	13	2763	3323	895	6087	6.80	56	468.23
4. Wake Forest	14	2247	4303	1084	6550	6.04	70	467.86
5. Miami	12	1532	3854	879	5386	6.04	50	448.83
6. Louisville	13	2128	2974	869	5702	6.36	50	438.62
7. ►Duke	12	2156	2855	934	4911	5.37	31	417.58
8. NC State	12	1512	3461	815	4973	6.1	46	414.42
9. Florida State	12	2133	2419	786	4552	5.79	41	379.33
10. Georgia Tech	12	2522	2380	778	4398	5.65	33	367.33
11. Syracuse	12	2562	1836	846	4693	5.95	33	366.50
12. Virginia Tech	13	2400	2293	845	4693	5.95	33	361.00
13. Clemson	13	2184	2485	903	4669	5.17	38	359.15
14. Boston College	12	1983	2218	783	4201	5.37	34	350.08

SCORING DEFENSE	G	TD	XP	2XP	DXP	FG	Saf	Pts	Avg.
1. Clemson	13	22	13	28	1	0	0	193	14.8
2. NC State	12	29	11	29	0	0	0	236	19.7
3. Boston College	12	32	13	31	0	0	2	266	22.2
4. Pittsburgh	14	43	10	39	1	0	1	331	23.6
5. Virginia Tech	13	42	12	39	1	0	0	329	25.3
6. Syracuse	12	37	19	31	1	1	0	316	26.3
7. Florida State	12	41	11	35	2	0	0	355	27.3
8. Louisville	13	43	19	40	0	0	0	341	26.2
9. Miami	12	40	19	36	2	1	1	341	28.4
10. Wake Forest	14	51	16	48	1	0	0	404	28.9
11. Virginia	12	48	15	45	1	0	1	382	31.8
12. North Carolina	13	57	17	46	4	0	0	417	32.1
13. Georgia Tech	12	50	17	47	2	0	0	402	33.5
14. ►Duke	12	60	20	57	0	0	0	477	39.8

TURNOVER MARGIN	G	Fum.	Int.	Tot.	Fum.	Int.	Tot.	Mar.	Per/G
1. Wake Forest	14	5	15	20	14	15	29	+8	0.6
2. NC State	14	7	8	15	7	16	23	+8	0.6
3. Pittsburgh	12	5	6	11	1	15	16	+5	0.4
4. Clemson	13	7	11	18	9	12	21	+3	0.2
5. Louisville	13	6	6	12	3	10	13	+1	0.1
6. Florida State	12	7	12	19	6	14	20	+1	0.1
7. Virginia Tech	13	9	5	14	4	10	14	0	0.0
8. North Carolina	13	6	9	15	4	11	15	0	0.0
9. Boston College	12	7	11	18	7	10	17	-1	-0.1
10. Georgia Tech	12	6	10	16	10	3	13	-3	-0.3
11. Virginia	12	6	12	18	6	8	14	-4	-0.3
12. Miami	12	7	10	17	3	8	11	-6	-0.5
13. Syracuse	12	8	6	14	2	4	6	-8	-0.7
14. ►Duke	12	14	9	23	6	8	14	-9	-0.8

RUSHING OFFENSE	G	Ath	Yds	Avg	TD	PG
1. Syracuse	12	491	2562	5.22	28	213.5
2. North Carolina	13	513	2763	5.39	30	212.54
3. Louisville	13	530	2740	5.17	29	209.85
4. Virginia Tech	13	530	2400	4.53	16	184.62
5. ►Duke	12	524	2156	4.11	22	177.67
6. Florida State	12	446	2133	4.78	21	177.75
7. Georgia Tech	12	444	2028	4.57	15	169.00
8. Clemson	13	489	2184	4.47	26	168.00
9. Boston College	12	479	1983	4.14	21	165.25
10. Wake Forest	14	565	2247	3.98	31	160.50
11. Pittsburgh	14	525	2089	3.98	26	149.21
12. Miami	12	415	1532	3.69	20	127.67
13. NC State	12	372	1512	4.06	11	126.00
14. Virginia	12	339	1478	4.36	21	123.17

KICKOFF RETURNS	G	Ret.	Yds.	TD	Avg.
1. ►Duke	12	43	995	2	23.1
2. Virginia Tech	13	37	875	0	23.6
3. Syracuse	12	36	752	0	20.4
4. Georgia Tech	12	36	736	1	20.4
5. Louisville	13	31	732	1	23.6
6. Wake Forest	14	25	567	0	22.7
7. Florida State	12	22	439	0	20.0
8. NC State	12	22	644	2	30.7
9. Clemson	13	21	522	0	24.9
10. Pittsburgh	14	19	445	1	23.4
11. North Carolina	13	17	338	0	19.9
12. Miami	12	15	306	0	20.4
13. Virginia	12	13	206	0	15.8

QUARTERBACK SACKS BY	G	Sacks	Yds.
1. Pittsburgh	14	54	406
2. Clemson	13	42	274
3. Wake Forest	14	38	223
4. Syracuse	12	37	237
5. NC State	12	33	171
6. Virginia Tech	13	33	219
7. Florida State	12	33	160
8. North Carolina	13	29	192
9. Virginia Tech	13	25	160
10. Georgia Tech	12	21	121
11. ►Duke	12	21	151
12. Boston College	12	20	134
13. Virginia	12	19	115

PASS OFFENSE	G	Cmp	Att	Int	Pct.	Yds	Avg	TD	PG
1. Virginia	12	350	553	12	63.3	4711	8.5	31	392.6
2. Pittsburgh	14	367	544	8	67.5	4723	8.7	44	337.4
3. Miami	12	295	464	10	63.6	3954	8.3	30	321.2
4. Wake Forest	14	302	519	15	58.2	4303	8.3	39	307.4
5. NC State	12	288	443	6	65.0	3461	7.8	35	288.4
6. North Carolina	13	237	382	9	62.0	3324	8.7	26	255.7
7. ►Duke	12	265	410	9	64.6	2855	7.0	9	237.9
8. Louisville	13	221	364	6	60.7	2974	8.2	21	228.8
9. Florida State	12	209	340	12	61.5	2419	7.1	20	201.6
10. Georgia Tech	12	205	342	10	59.9	2380	7.0	18	198.3
11. Clemson	13	228	414	11	55.1	2485	6.0	12	191.2
12. Boston College	12	169	304	11	55.6	2218	7.3	13	184.8
13. Virginia Tech	13	173	316	5	54.7	2293	7.3	17	176.4
14. Syracuse	12	156	287	6	54.4	1836	6.4	10	153.0

PUNT RETURNS	G	Ret.	Yds.	TD	Avg.
1. Pittsburgh	14	30	278	0	9.2
2. Virginia Tech	13	25	331	1	13.2
3. Wake Forest	14	23	258	0	11.2
4. Syracuse	12	23	241	1	10.4
5. Miami	12	21	199	0	9.4
6. Clemson	13	21	93	0	4.4
7. Virginia	12	17	94	0	5.5
8. NC State	12	17	162	1	9.5
9. Florida State	12	17	71	0	4.1
10. North Carolina	13	16	156	0	9.8
11. Georgia Tech	12	16	61	0	3.7
12. ►Duke	12	15	127	0	8.4
13. Louisville	13	14	157	1	11.2
14. Boston College	12	14	70	0	5.0

QUARTERBACK SACKS ALLOWED	G	Sacks	Yds.
1. Louisville	13	20	113
2. Clemson	13	21	133
3. NC State	12	25	175
4. Boston College	12	26	162
5. ►Duke	12	27	181
6. Virginia Tech	13	30	228
7. Miami	12	30	183
8. Georgia Tech	12	34	286
9. Syracuse	12	34	221
10. Pittsburgh	14	34	257
11. Wake Forest	14	35	188
12. Florida State	12	36	252
13. Virginia	12	40	232
14. North Carolina	13	49	277

SCORING DEFENSE	G	TD	XP	2XP	DXP	FG	Saf	Pts	Avg.
1. Pittsburgh	14	76	17	71	0	0	1	580	41.4
2. Wake Forest	14	72	23	65	4	0	0	574	41.0
3. North Carolina	13	57	19	53	3	0	0	458	35.2
4. Virginia	12	52	15	50	2	0	2	415	34.6
5. Miami	12	51	17	48	1	0	1	407	33.1
6. NC State	12	51	13	48	0	0	0	397	33.1
7. Louisville	13	53	14	51	0	0	0	411	31.6
8. Florida State	12	43	10	37	2	0	0	347	27.6
9. Clemson	13	39	9	39	0	0	1	342	26.3
10. Syracuse	12	39	9	36	0	0	1	299	24.9
11. Boston College	12	37	13	35	0	0	0	296	24.7
12. Georgia Tech	12	36	11	31	2	1	1	288	24.0
13. Virginia Tech	13	36	18	34	0	1	1	308	23.7
14. ►Duke	12	33	14	32	0	0	1	274	22.8

NET PUNTING	G	No.	Yds.	Avg./P	PR	Avg.	TB	Net/P
1. NC State	12	2774	2994	44.7	17	9.5	7	41.4
2. Virginia Tech	13	2571	2892	44.5	25	13.2	7	39.6
3. ►Duke	12	2451	2732	44.8	15	8.5	3	40.2
4. Clemson	13	2612	2728	40.1	21	4.4	2	38.4
5. Florida State	12	2500	2606	42.7	17	4.2	0	41.0
6. Pittsburgh	14	2355	2523	40.7	30	9.3	5	38.0
7. Georgia Tech	12	2223	2509	41.1	16	3.8	9	36.4
8. Syracuse	12	2278	2473	36.9	23	10.5	1	34.0
9. Boston College	12	2077	2344	44.2	14	5.0	4	39.3
10. Miami								

2021 ACC INDIVIDUAL STATISTICS

RUSHING	G	Att	Yards	Avg	TD	Lg	PG
1. Tucker, Sean - Syr	12	246	1496	6.08	12	56	124.67
2. ▶Durant, Mataeo - Duke	12	255	1241	4.87	9	59	103.42
3. Garvo, Patrick - BC	12	205	1045	5.10	7	67	87.08
4. Chandler, Ty - UNC	13	182	1092	6.00	13	60	84.00
5. Cunningham, Malik - LOU	13	173	1031	5.96	20	72	79.31
6. Corbin, Jashaun - FSU	12	143	887	6.20	7	89	73.92
7. Shipley, Will - Clem	10	149	739	4.96	11	42	73.90
8. Howell, Sam - UNC	12	183	827	4.52	11	62	68.92
9. Shrader, Garrett - Syr	12	173	781	4.51	14	55	65.08
10. Knight, Zonovan - NCSU	12	140	753	5.38	3	46	62.75

PASSING AVG/GAME	G	Cmp	Att	Int	Yds	TD	PG
1. Armstrong, Brennan - UVA	11	326	500	10	4449	31	404.45
2. Pickett, Kenny - Pitt	13	334	497	7	4319	42	332.23
3. Hartman, Sam - WF	14	299	508	14	4228	39	302.00
4. Van Dyke, Tyler - Miami	10	202	324	6	2931	25	293.10
5. Leary, Devin - NCSU	12	283	431	5	3433	35	286.08
6. Howell, Sam - UNC	12	217	347	9	3056	24	254.67
7. Cunningham, Malik - LOU	13	209	337	6	2841	19	218.54
8. ▶Holmberg, Gunnar - Duke	11	217	324	8	2358	7	214.36
9. Uzagaleli, DJ - Clem	13	208	374	10	2246	9	172.77
10. Burmeister, Braxton - VT	12	142	255	4	1960	14	163.33

PASSING EFFICIENCY	G	Cmp	Att	Int	Yds	TD	Eff.
1. Pickett, Kenny - Pitt	13	334	497	7	4319	42	165.27
2. Van Dyke, Tyler - Miami	10	202	324	6	2931	25	160.09
3. Leary, Devin - NCSU	12	283	431	5	3433	35	157.05
4. Armstrong, Brennan - UVA	11	326	500	10	4449	31	156.40
5. Howell, Sam - UNC	12	217	347	9	3056	24	154.15
6. Travis, Jordan - FSU	10	122	194	6	1539	15	148.85
7. Hartman, Sam - WF	14	299	508	14	4228	39	148.59
8. Cunningham, Malik - LOU	13	209	337	6	2841	19	147.88
9. Burmeister, Braxton - VT	12	142	255	4	1960	14	135.23
10. ▶Holmberg, Gunnar - Duke	11	217	324	8	2358	7	130.30

RECEPTIONS	G	Rec	Yards	TD	Lg	Avg/C	PG
1. Downs, Josh - UNC	13	101	1335	8	63	102.69	7.77
2. Addison, Jordan - Pitt	14	100	1593	17	67	113.79	7.14
3. Rambo, Charleston - Miami	12	79	1172	7	60	97.67	6.58
4. Thompson, Keytaon - UVA	12	78	990	1	34	82.50	6.50
5. Kemp, Billy - UVA	12	74	725	6	32	60.42	6.17
6. ▶Bobo, Jake - Duke	12	74	794	4	48	66.17	6.17
7. Roberson, Jaquarii - WF	13	71	1078	8	75	82.92	5.46
8. Perry, A.T. - WF	14	71	1293	15	69	92.36	5.07
9. Emezie, Emeke - NCSU	12	60	802	6	64	66.83	5.00
10. Harley, Mike - Miami	12	57	543	5	55	45.25	4.75

RECEIVING YARDS	G	Rec	Yards	TD	Lg	Avg/C	PG
1. Addison, Jordan - Pitt	14	100	1593	17	67	15.93	113.79
2. Downs, Josh - UNC	13	101	1335	8	63	13.22	102.69
3. Wicks, Dontayvion - UVA	12	57	1203	9	77	21.11	100.25
4. Rambo, Charleston - Miami	12	79	1172	7	60	14.84	97.67
5. Perry, A.T. - WF	14	71	1293	15	69	18.21	92.36
6. Roberson, Jaquarii - WF	13	71	1078	8	75	15.18	82.92
7. Thompson, Keytaon - UVA	12	78	990	1	34	12.69	82.50
8. Emezie, Emeke - NCSU	12	60	802	6	64	13.37	66.83
9. ▶Bobo, Jake - Duke	12	74	794	4	48	10.73	66.17
10. Flowers, Zay - BC	12	44	746	5	49	16.95	62.17

TOTAL OFFENSE	G	Run	Pass	Ply	Tot	PG
1. Armstrong, Brennan - UVA	11	251	4449	598	4700	427.27
2. Pickett, Kenny - Pitt	13	241	4319	594	4560	350.77
3. Hartman, Sam - WF	14	363	4228	625	4591	327.93
4. Howell, Sam - UNC	12	827	3056	530	3883	323.58
5. Van Dyke, Tyler - Miami	10	57	2931	377	2988	298.80
6. Cunningham, Malik - LOU	13	1031	2841	510	3872	297.85
7. Leary, Devin - NCSU	12	-75	3433	485	3358	279.83
8. ▶Holmberg, Gunnar - Duke	11	160	2358	412	2518	228.91
9. Travis, Jordan - FSU	10	530	1539	328	2069	206.90
10. Burmeister, Braxton - VT	12	508	1960	371	2468	205.67

ALL PURPOSE	G	Rush	Rcv	PR	KR	Yds	PG
1. Addison, Jordan - Pitt	14	56	1593	185	0	1834	131.00
2. Gibbs, Jahmyr - GT	12	746	470	0	589	1805	150.42
3. Tucker, Sean - Syr	12	1496	255	0	0	1751	145.92
4. Downs, Josh - UNC	13	0	1335	156	0	1491	114.69
5. ▶Durant, Mataeo - Duke	12	1241	249	0	0	1490	124.17
6. Knight, Zonovan - NCSU	12	753	156	0	550	1459	121.58
7. Chandler, Ty - UNC	13	1092	216	0	70	1378	106.00
8. Perry, A.T. - WF	14	0	1293	0	0	1293	92.36
9. Thompson, Keytaon - UVA	12	247	990	0	0	1237	103.08
10. Shipley, Will - Clem	10	739	116	0	380	1235	123.50

SCORING	G	TD	XPT	FG	2XP	Pts	PG
1. Sciba, Nick - WF	14	0	23	65	0	134	9.57
2. Cunningham, Malik - LOU	13	20	0	0	0	120	9.23
3. Scarton, Sam - Pitt	14	0	17	69	0	120	8.57
4. Atkins, Grayson - UNC	13	0	19	52	0	109	8.38
5. Borregales, Andres - Miami	12	0	17	45	0	96	8.00
6. Potter, B.T. - Clem	13	0	21	38	0	101	7.77
7. Addison, Jordan - Pitt	14	18	0	0	0	108	7.71
8. Farrell, Brendan - UVA	9	0	11	34	0	67	7.44
9. Dunn, Christopher - NCSU	12	0	13	48	0	87	7.25
10. Tucker, Sean - Syr	12	14	0	0	0	84	7.00

FIELD GOALS PER GAME	G	FG	FGA	Pct.	FG/G
1. Sciba, Nick - WF	14	23	25	92.00	1.64
2. Potter, B.T. - Clem	13	21	26	80.77	1.62
3. Atkins, Grayson - UNC	13	19	23	82.61	1.46
4. Borregales, Andres - Miami	12	17	21	80.95	1.42
5. Romo, John Parker - VT	13	18	22	81.82	1.38
6. ▶Ham, Charlie - Duke	11	14	20	70.00	1.27
7. Farrell, Brendan - UVA	9	11	13	84.62	1.22
8. Scarton, Sam - Pitt	14	17	21	80.95	1.21
9. Cimaglia, Brent - GT	10	11	15	73.33	1.10

PUNTING AVERAGE	G	Pnt	Yds	LG	Avg
1. Gill, Trenton - NCSU	12	65	2930	65	45.08
2. Hedley, Lou - Miami	11	47	2112	62	44.94
3. ▶Wilson, Porter - Duke	12	61	2732	69	44.79
4. Moore, Peter - VT	13	65	2892	68	44.49
5. Carlson, Grant - BC	12	53	2344	72	44.23
6. Mastromanno, Alex - FSU	12	61	2606	65	42.72
7. Vassetz, Mark - LOU	13	49	2047	73	41.78
8. Shanahan, David - GT	12	60	2497	71	41.62
9. Christodoulou, Kirk - Pitt	14	61	2523	58	41.36
10. Spiers, Will - Clem	13	65	2612	58	40.18

KICKOFF RETURNS	G	Ret	Yds	TD	Lg	Avg
1. ▶Stinson, Jaylen - Duke	12	34	818	2	94	2.83
2. Gibbs, Jahmyr - GT	12	23	589	1	98	1.92
3. Levy, Travis - BC	12	17	468	1	96	1.42

PUNT RETURNS	G	Ret	Yds	TD	LG	Avg
1. Jackson, Courtney - Syr	12	6	110	1	64	18.33
2. Williams, Ke'Shawn - WF	14	2	36	0	26	18.00
3. Addison, Jordan - Pitt	14	12	185	0	39	15.42

INTERCEPTIONS	G	Int	Yds	TD	Lg	Avg
1. Sebastian, Brandon - BC	9	4	0	0	0	0.44
2. Waller, Jermaine - VT	11	4	67	1	30	0.36
3. Robinson, Jammie - FSU	12	4	77	0	47	0.33
4. Kelly, Cam'Ron - UNC	13	4	24	0	20	0.31
5. Blount, Joey - UVA	11	3	60	0	33	0.27
6. Booth Jr., Andrew - Clem	11	3	0	0	0	0.27
7. Johnson, Anthony - UVA	12	3	0	0	0	0.25
8. Thomas, Drake - NCSU	12	3	38	1	38	0.25
9. Chestnut, Darian - Syr	12	3	28	0	23	0.25
10. Petrisohn, John - Pitt	14	3	35	1	33	0.21

PASSES DEFENDED	G	BrUp	Int.	Total	Avg/G
1. Williams, Garrett - Syr	10	10	0	10	1.00
2. Goodrich, Mario - Clem	12	10	2	12	1.00
3. Chestnut, Darian - Syr	12	8	3	11	0.92
4. Hallett, Erick - Pitt	14	9	3	12	0.86
5. Grant, Nick - UVA	11	9	0	9	0.82
6. Waller, Jermaine - VT	11	5	4	9	0.82
7. ▶Young IV, Lummie - Duke	10	7	1	8	0.80
8. Johnson, Anthony - UVA	12	6	3	9	0.75
9. Booth Jr., Andrew - Clem	11	5	3	8	0.73
10. Grimes, Tony - UNC	13	9	0	9	0.69

TACKLES	G	UA	A	Total	PG
1. Jackson, Nick - UVA	12	54	63	117	9.75
2. Jones, Mikel - Syr	12	61	50	111	9.25
3. Jackson, Quez - GT	12	46	57	103	8.58
4. Thomas, Drake - NCSU	12	48	52	100	8.33
5. Eley, Ayinde - GT	11	43	47	90	8.18
6. ▶Heyward, Shaka - Duke	12	38	60	98	8.17
7. Blount, Joey - UVA	11	54	33	87	7.91
8. Gray, Cedric - UNC	13	53	47	100	7.69
9. Avery, C.J. - LOU	13	45			

2021 DEPARTED LETTERMEN

Peace Addo

#76 • OT • 6-6 • 345
Silver Spring, Md. (St. Frances Academy)

Lettered three seasons (2019-20-21) ... in 17 career games, played 153 snaps ... graduated from Duke in May 2022, with a degree in cultural anthropology and a minor in education ... transferred to Temple.

Jalen Alexander

#32 • S • 5-11 • 160
Loganville, Ga. (Grayson)

Lettered three seasons (2019-20-21) ... in 35 career games (nine starts), amassed 84 tackles, 4.0 TFL, two INTs, seven PBUs and three QB pressures ... earned 3+ tackles on 14 different occasions, including a career-best nine tackles against Charlotte and Miami in 2021 ... garnered one INT in contests with Virginia and North Carolina in 2019 ... tallied a career-best two PBUs against Georgia Tech in 2021 ... registered a career-high 1.5 TFL in a contest with Miami in 2021 ... on the field for 1,189 career snaps ... will graduate from Duke in Sept. 2022, with a degree in African & African American studies ... transferred to Louisville.

Alexander's Defensive Statistics

Year	UT	AT	TT	PBU	INT
2019	13	4	17	0	2
2020	20	5	25	2	0
2021	33	9	42	5	0
Total	66	18	84	7	2

Matthew Alswanger

#49 • K • 5-11 • 190
Stamford, Conn. (Westhill) [Tufts]

Lettered one season (2021) ... in one career game, played one snap ... graduated from Duke's Fuqua School of Business in May 2022, with a master's in management studies.

NOTE: Played at Tufts in 2017, 2018, 2019 and 2020

Josh Blackwell

#31 • CB • 6-0 • 175
Buford, Ga. (Buford)

Lettered four seasons (2018-19-20-21) ... 2021 Academic All-ACC selection ... awarded the team's Frances Cutcliffe Spirit of Perseverance Award (2021) ... in 37 career games (28 starts), posted 96 tackles, two TFL, one caused fumble and 20 PBUs, along with 25 punt returns

for 230 yards (9.20) ... owned 2+ tackles in 26 games, including a career-high six stops against Wake Forest in 2019 ... set Duke bowl game record for PBUs with four against Temple in the 2018 Walk-On's Independence Bowl ... played 2,235 career snaps ... graduated from Duke in May 2020, with a public policy degree, a psychology minor and a certificate in markets and management ... represented Duke at the NFLPA Collegiate Bowl in January 2022 ... signed free agent contract with the NFL's Philadelphia Eagles in May 2022.

Blackwell's Defensive Statistics

Year	UT	AT	TT	PBU	CF
2018	20	8	28	6	1
2019	22	7	29	7	0
2020	3	1	4	0	0
2021	23	12	35	7	0
Total	68	28	96	20	1

Blackwell's Punt Return Statistics

Year	PR	Yards	Avg.	TD
2018	0	0	0.00	0
2019	13	142	10.92	0
2020	5	35	7.00	0
2021	7	54	7.71	0
Total	25	230	9.20	0

Jake Bobo

#19 • WR • 6-5 • 215
North Andover, Mass. (Belmont Hill)

Lettered four seasons (2018-19-20-21) ... 2021 Third Team All-ACC selection and team captain ... two-time Academic All-ACC and CoSIDA Academic All-District pick (2020, 2021) ... awarded the team's Clarkston Hines Award (2020, 2021), Steve Brooks Captain Award (2021), and Mike Suglia Award (2019) ... 2022 NFF Hampshire Honor Society recipient ... in 44 career games (25 starts), recorded 126 receptions for 1,441 yards (11.44) with three TDs ... had one kickoff return for 19 yards (19.00) and seven punt returns for 41 yards (5.86) ... posted 3+ receptions in 19 games, including a career-high 11 against Northwestern in 2021 ... earned 24 games with 20+ receiving yards, including a career-high 109 yards against the Wildcats in 2021 ... registered two additional 100+ yard receiving games against Kansas (105) and Louisville (102) in 2021 ... recorded a career-long 48-yard reception against Kansas in 2021 ... over final two seasons, 65-of-106 (.613) receptions were for a first down ... played 1,860 career snaps ... finished career 17th in program history in pass receptions and 19th in receiving

yards ... graduated from Duke in December 2021, with a degree in economics ... transferred to UCLA.

Bobo's Receiving Statistics

Year	Rec	Yards	Avg.	TD
2018	10	167	16.70	1
2019	10	122	12.20	0
2020	32	358	11.19	1
2021	74	794	10.73	1
Total	126	1,441	11.44	3

Bobo's Punt Return Statistics

Year	PR	Yards	Avg.	TD
2018	3	14	4.67	0
2019	2	21	10.50	0
2020	2	6	3.00	0
2021	0	0	0.00	0
Total	7	41	5.86	0

See pages 197-207 for career receiving statistics

Scott Boylan

#89 • WR • 5-10 • 185
Bakersfield, Calif. (Garces Memorial) [Brown]

Lettered one season (2021) ... in 35 career games (10 starts), recorded 64 receptions for 747 yards (11.67) and eight TDs ... added 39 rushes for 190 yards (4.87) with two scores and 23 punt returns for 98 yards (4.26) ... registered a career-high four returns and 50 return yards for Duke against North Carolina in 2021 ... graduated from Duke in May 2022, with a master's degree in liberal studies.

NOTE: Played at Brown in 2017, 2018, 2019 and 2020

Colby Campbell

#45 • LB • 6-0 • 230
Montmorenci, S.C. (South Aiken) [Presbyterian]

Lettered one season (2021) ... in 52 career games (29 starts), compiled 363 tackles, 32.0 TFL, 13 sacks, one INT, eight PBUs, five caused fumbles, two fumble recoveries and seven QB pressures ... earned double digit tackles in 19 games, including a career-best 25 against Davidson in the spring of 2021 ... logged 1.5+ TFL in 10 games, including a career-best 4.5 versus St. Andrews in 2019 ... recorded lone INT against Charleston Southern in 2019... received All-America honors in spring 2021 from *Associated Press*, *FCS Athletic Directors Association*, *Stats Perform*, *AFCA FCS Coaches* and *Athlon Sports* ... runner up for the 2021 *Stats Perform* FCS Buck Buchanan Award ... three-time

all-conference selection (1st team All-Pioneer, spring 2021; 1st team All-Big South, 2019; 2nd team All-Big South, 2018) ... named *Stats Perform* National Defensive Player of the Week and PFL Co-Defensive Player of the Week after breaking Presbyterian's DI record with 25 tackles against Davidson in 2020 ... graduated as Presbyterian's all-time Division I leader in TFL, while ranking tied for first in caused fumbles, second in total tackles and tied for second in sacks ... also set the school's DI and Big South Conference single-season record with 150 tackles in 2019 ... played 143 career snaps at Duke ... compiled eight tackles and one forced fumble ... graduated from Duke's Fuqua School of Business in May 2022, with a master's degree in management studies.

NOTE: Played at Presbyterian in 2017, 2018, 2019 and 2020

Cole Carteau

#24 • S • 6-2 • 210
Brentwood, Tenn. (Ravenwood)

Lettered two seasons (2020-21) ... played in four games, registering two tackles ... recorded both tackles in a contest with Miami in 2021 ... on the field for nine career snaps ... graduated from Duke in May 2022, with a double major in economics and finance with a minor in psychology.

Mataeo Durant

#21 • RB • 6-1 • 195
Plum Branch, S.C. (McCormick)

Lettered four seasons (2018-19-20-21) ... 2021 First Team All-ACC choice ... awarded the team's Carmen Falcone Most Valuable Player Award (2020, 2021), and Bob Pascal Award (2021) ... missed only four games during tenure (44 career games with 12 starts) ... rushed 489 times for 2,562 yards (5.24) with 18 TDs and caught 55 passes for 488 yards (8.87) with four scores ... became the ninth player to surpass the 2,000-rushing yard mark during career ... amassed 3,050 career all-purpose yards ... scored 132 career points (22 TDs) ... rushed for 50+ yards in 21 career games ... topped the 100-yard plateau on the ground 10 times, including a career-best 255 yards against Charlotte in 2021 ... had 19 rushing attempts of 20+ yards, including a career-long 64-yard TD jaunt versus Florida State in 2020 ... rushed for 1,241 yards in 2021 to set a new single-season

program record ... set a single-game program record against Georgia Tech in 2021 with 43 rushing attempts ... joined teammate Deon Jackson in 2020 to become the fourth pair of running backs to eclipse the 600-yard mark on the ground during the same season ... recorded back-to-back seasons with 800+ plus yards to become the second Blue Devil all-time to rush for 800+ yards in consecutive seasons, joining Steve Jones (1970- 854, 1971- 861, 1972- 1,236) ... posted 17 games with 2+ pass receptions, including a career-high five catches against Virginia in 2021 ... had 10 games with 25+ receiving yards, including a career-best 62 yards against Kansas in 2021 ... held eight career TDs of 20+ yards (seven rushing, one receiving) ... graduated third in Duke history with 10 100-yard rushing games, fourth in rushing yards, sixth in highest average per rushing attempt, eighth in rushing attempts, and tied for 13th in rushing TDs ... also finished tied for sixth in program history with four career TD receptions by a running back ... played 1,570 career snaps ... graduated from Duke in May 2022, with a degree in psychology ... represented Duke at the NFLPA Collegiate Bowl in January 2022 ... signed free agent contract with the NFL's Pittsburgh Steelers in May 2022.

Durant's Rushing Statistics

Year	Att.	Yards	Avg.	TD
2018	17	43	2.53	0
2019	97	461	4.75	1
2020	120	817	6.81	8
2021	255	1,241	4.87	9
Total	489	2,562	5.24	18

Durant's Receiving Statistics

Year	Rec	Yards	Avg.	TD
2018	0	0	0.00	0
2019	16	117	7.73	1
2020	12	107	8.92	1
2021	27	256	9.48	2
Total	55	480	8.73	4

See pages 190-196 for career rushing statistics

See pages 197-207 for career receiving statistics

Zamari Ellis

#83 • DE • 6-5 • 240
Henderson, N.C. (Southern Vance)

Lettered two seasons (2020-21) ... in two games, recorded one tackle ... played tight end for his first three seasons before transitioning to defensive end as a senior ... played five career snaps ... graduated from Duke in December 2021, with a degree in sociology, a minor in education and a certificate in markets and management.

Adam Fakh

#43 • LB • 6-2 • 220
Dearborn Heights, Mich. (Detroit Country Day) [Michigan]

Lettered one season (2021) ... in 29 career games, recorded four tackles, including a career-high two against Wisconsin in 2019 ... Academic All-Big Ten honoree (2018-19-20) ... on the field for 119 snaps (Duke) ... graduated from Duke's Fuqua School of Business in May 2022, with a master's in management studies.

NOTE: Played at Michigan in 2018, 2019 and 2020

Ben Frye

#93 • DE • 6-3 • 255
Dublin, Ohio (Dublin Coffman)

Lettered four seasons (2018-19-20-21) ... awarded the team's Sonny Falcone Iron Duke Award (2021) ... two-time Academic All-ACC selection ... 2022 NFF University Scholar-Athlete Award ... in 37 career games (21 starts), recorded 84 tackles, 14.5 TFL, 4.5 sacks, two PBUs, two fumble recoveries and three QB pressures ... carded 2+ tackles in 22 contests with a career-high seven stops against Georgia Tech in 2021 ... owned nine games with 1.0+ TFL, including a career-best 2.0 on three occasions against Pittsburgh (2018), Charlotte (2021) and North Carolina (2021) ... garnered a career-best two fumble recoveries against Northwestern in 2021 ... played 1,305 career snaps ... was also a member of the Duke wrestling program ... graduated from Duke in May 2021, with an evolutionary anthropology degree and a minor in biology ... graduated from Duke's Fuqua School of Business in May 2022, with a master's degree in management studies.

Frye's Defensive Statistics

Year	UT	AT	TT	TFL	QBS
2018	3	2	5	3.5-5	1.0-1
2019	3	6	9	1.5-6	0.5-4
2020	10	18	28	3.0-10	1.0-4
2021	23	19	42	6.5-37	2.0-23
Total	39	45	84	14.5-58	4.5-32

Jarett Garner

#24 • WR • 6-3 • 210
Harrisburg, N.C. (Hickory Ridge)

Lettered two seasons (2020-21) ... in 29 career games (three starts), compiled 23 receptions for 393 yards (17.09) and two TDs ... posted 2+ receptions in eight games, including a career-high three catches against Virginia Tech and Syracuse in 2020 ... logged a career-best 84 yards against the Hokies in

2020 ... earned a career-long 52-yard TD reception at Syracuse in 2020 ... played 689 career snaps ... graduated from Duke in May 2022, with a double degree in sociology and African & African American studies as well as a certificate in markets and management ... transferred to East Carolina.

Casey Holman

#78 • OG • 6-4 • 290
Snellville, Ga. (Brookwood)

Lettered three seasons (2019-20-21) ... in 39 career games (24 starts), played 2,058 career snaps ... two-time Academic All-ACC selection (2019, 2020) ... recipient of the team's 2020 K.D. Kennedy Iron Devil Award for most snaps played (886) ... 2022 NFF Hampshire Honor Society honoree ... participated in one bowl game (2018 Walk-On's Independence Bowl) ... graduated from Duke in December 2021, with a degree in psychology.

Gunnar Holmberg

#12 • QB • 6-3 • 205
Wake Forest, N.C. (Heritage)

Lettered two seasons (2020-21) ... awarded the team's Steve Brooks Captain Award (2021) ... in 18 career games (11 starts), completed 235-of-349 pass attempts (.673) for 2,519 yards with 10 INTs and seven TDs ... added 112 rushes for 195 yards (1.74) with seven scores ... finished with 20+ completions in seven games, including a career-best 31 pass completions against Northwestern in 2021 ... finished with 200+ passing yards in five games, including a career-best 328 yards against Kansas in 2021 ... threw a career-high two passing TDs against Georgia Tech in 2021 ... connected with WR Jalon Calhoun for a career-long 80-yard TD reception against North Carolina in 2021 ... compiled 5+ rushes in 10 contests, including a career-high 17 against Kansas in 2021 ... added a career-best 88 rushing yards and four rushing TDs against the Jayhawks in 2021 ... posted the second highest pass completion percentage mark (.670) in Duke history in 2021 ... on September 25, 2021, matched the Duke single-game record for rushing TDs (4) in a 52-33 home win over Kansas; against the Jayhawks, rushed 17 times for 88 yards with TD runs covering 4, 1, 3 and 13 yards ... played 788 career snaps ... graduated from Duke in September 2021, with a public policy degree, a visual and media studies minor and a certificate in markets and management ... transferred to Florida International.

See page 159 for complete bio and passing statistics

Holmberg's Rushing Statistics

Year	Att.	Yards	Avg.	TD
2018	1	19	19.00	0
2019	0	0	0.00	0
2020	23	9	0.39	1
2021	88	167	1.90	6
Total	112	195	1.74	7

Leonard Johnson

#33 • CB • 6-1 • 190
Hayden, Ala. (Hayden)

Lettered four seasons (2018-19-20-21) ... awarded the team's Steve Brooks Captain Award (2021), and Willis Aldridge Award (2021) ... missed only one game during tenure (47 career games with 39 starts), recording 165 tackles, 10.0 TFL, 2.0 sacks, six INTs, three caused fumbles, two fumble recoveries, 17 PBUs and two QB hurries ... owned 25 games with 3+ tackles, including a career-high nine stops against Pittsburgh in 2018 and Wake Forest in 2021 ... returned an INT 53 yards for a TD at Baylor in 2018 ... tallied a career-best two PBUs versus Virginia in 2018, North Carolina A&T in 2019, Virginia Tech in 2020 and Northwestern in 2021 ... recorded 1.0+ TFL in eight contests with a career-best 2.0 versus Georgia Tech in 2018 ... both career sacks also came against the Yellow Jackets in 2018 ... played 2,961 career snaps ... graduated from Duke in December 2021, with a sociology degree, a minor in education and a certificate in markets and management ... represented Duke at the NFLPA Collegiate Bowl in January 2022.

Johnson's Defensive Statistics

Year	UT	AT	TT	PBU	INT
2018	41	18	59	3	1
2019	35	13	48	7	2
2020	18	5	23	3	1
2021	24	11	35	4	2
Total	118	47	165	17	6

Nate Kyei-Donkor

#27 • RB • 5-10 • 170
Orlando, Fla. (University HS)

Lettered two seasons (2020-21) ... in six games, recorded 10 rushes for 18 yards ... set career highs in carries (three) and rushing yardage (11) against North Carolina A&T in 2021 ... played in 44 career snaps ... graduated from Duke in May 2021, with a master's in management studies from Duke's Fuqua School of Business.

NOTE: Played at Furman in 2017, 2018, and 2019

Patrick Leitner

#87 • TE • 6-8 • 270
Nashville, Tenn. (Ravenwood)

Lettered two seasons (2020-21) ... in six career games, played 51 snaps ... graduated from Duke in May 2021, with an economics degree and a certificate in markets and management ... graduated from Duke's Fuqua School of Business in May 2022, with a master's in management studies.

Jeremiah Lewis

#85 • WR • 6-2 • 170
Pensacola, Fla. (West Florida Tech)

Lettered three seasons (2019-20-21) ... in 38 career games (10 starts), recorded 84 tackles, 3.5 TFL, four INTs and 13 PBUs ... registered at least 3+ tackles in 14 games, including a career-best eight stops against Virginia in 2020 ... posted a career-high two PBUs in games against Virginia, Virginia Tech, N.C. State and Charlotte in 2020 ... played 1,733 career snaps ... graduated from Duke in December 2021, with a degree in economics and a minor in psychology ... transferred to Northwestern.

Lewis' Defensive Statistics

Year	UT	AT	TT	PBU	INT
2018	1	0	1	0	0
2019	4	3	7	1	0
2020	25	21	46	10	2
2021	12	18	30	2	2
Total	42	42	84	13	4

Dominique Long

#38 • CB • 6-2 • 195
Westerville, Ohio (Westerville South) [Michigan State]

Lettered one season (2021) ... in 56 career games (one start), registered 56 tackles, three PBUs, one caused fumble and one blocked punt ... earned a career-high six stops against Indiana in 2020 ... tallied lone career blocked punt versus Tulsa in 2019 ... three-time Academic All-Big Ten selection (2018-19-20) and 2019 CoSIDA Academic All-District honoree ... also a 2020 semifinalist for the National Football Foundation's William V. Campbell Trophy ... played 1,089 career snaps ... participated in three bowl games (2017 Holiday Bowl, 2018 Redbox Bowl, 2019 New Era Pinstripe Bowl), while at Michigan State University ... graduated from Duke's Fuqua School of Business in May 2022, with a master's degree in management studies.

NOTE: Played at Michigan State in 2017, 2018, 2019 and 2020

Steve Mann

#47 • S • 6-0 • 205
Farmington Hills, Mich. (Detroit Country Day)

Lettered two seasons (2020-21) ... in three career games, recorded one tackle against Miami in 2021 ... played eight snaps ... graduated from Duke in May 2021, with a political science degree, a cultural anthropology minor and a certificate in markets and management ... graduated from Duke's Fuqua School of Business in May 2022, with a master's degree in management studies.

Jake Marwede

#88 • TE • 6-6 • 245
Lake Forest, Ill. (Loyola Academy)

Lettered four seasons (2018-19-20-21) ... awarded the team's Claude "T" Mooreman II Award (2021) ... in 39 career games (14 starts), recorded 30 receptions for 285 yards (9.50) with one TD ... lone score was a career-long 55-yard reception against Virginia in 2020 ... registered 25+ receiving yards on five occasions, including a career-best 59 yards against the Cavaliers in 2020 ... earned a career-best four catches against Georgia Tech in 2021 ... played 1,209 career snaps ... graduated from Duke in December 2021, with a degree in economics and a certificate in markets and management.

Nakeie Montgomery

#15 • RB • 5-11 • 200
Dallas, Texas (Episcopal School of Dallas)

Lettered one season (2021) ... in nine career games, registered three rushes for 28 yards (9.33) ... logged a career-long 16-yard scamper against North Carolina A&T in 2021 ... also posted a career-best three carries during that contest ... played 31 career snaps ... also a member of the Duke men's lacrosse program ... graduated from Duke in May 2021, with a degree in political science, a minor in visual & media studies and a certificate in innovation and entrepreneurship ... graduated from Duke's Fuqua School of Business in May 2022, with a master's degree in management studies.

Kade Parmelly

#69 • OG • 6-3 • 305
Abilene, Texas (Wylie) [Abilene Christian]

Lettered one season (2021) ... in 52 games (nine starts), played 2,768 career snaps ... Honorable Mention All-Southland Conference selection in 2018 ... two-time Southland Conference

All-Academic recipient (2018 & 2019) and CoSIDA Academic All-District honoree in 2019 ... graduated from Duke's Fuqua School of Business in May 2022, with a master's degree in management studies ... represented Duke at the Tropical Bowl in January 2022.

NOTE: Played at Abilene Christian in 2017, 2018, 2019 and 2020

Gary Smith III

#58 • DT • 6-2 • 320
Shelbyville, Tenn. (Shelbyville Central)

Lettered two seasons (2020-21) ... in 19 career games (nine starts), compiled 33 tackles, 2.5 TFL, 1.0 sacks, and one PBU ... registered 2+ tackles in 10 games, including a career-high five against Northwestern in 2021 ... recorded a career-high 1.0 TFL against North Carolina and Virginia in 2021 ... played 507 career snaps ... transferred to UCLA.

Smith III's Defensive Statistics

Year	UT	AT	TT	TFL	QBS
2020	5	4	9	0.0-0	0.0-0
2021	8	16	24	2.5-6	1.0-3
Total	13	20	33	2.5-6	1.0-3

John Taylor

#57 • LS • 6-2 • 210
Snellville, Ga. (Grayson)

Lettered four seasons (2018-19-20-21) ... two-time All-ACC selection by *Phil Steele* (2020 - 2nd; 2021 - 3rd) ... 2022 NFF Hampshire Honor Society recipient ... 2022 Academic All-ACC honoree ... 2020 semifinalist for the Patrick Mannely Award, an honor presented to the top senior FBS long snapper and named for former Duke letterman Patrick Mannely ... in 47 career games, assisted on 51-of-66 (.773) FGs, 145-of-149 (.973) PATs and 114 punts for 5,008 yards (43.93) ... played 322 career snaps ... graduated from Duke in May 2021, with a computer science degree and a minor in music ... graduated from Duke's Fuqua School of Business in May 2022, with a master's degree in management studies.

Will Taylor

#55 • C • 6-3 • 305
Snellville, Ga. (Grayson)

Lettered three seasons (2019-20-21) ... 2020 Third Team All-ACC selection by *Pro Football Focus* ... awarded the team's Frances Cutcliffe Spirit of Perseverance Award (2020), Ace Parker Award (2019) and Mike Suglia Award (2018) ... transitioned to an

undergraduate assistant coach role due to career-ending injuries prior to the 2021 season ... in 15 career games (nine starts), played 699 total snaps ... graduated from Duke in May 2022, with a degree in biomedical engineering.

Nate Thompson

#29 • S • 6-3 • 200
Sanford, N.C. (Southern Lee)

Lettered three seasons (2019-20-21) ... in 30 career games (11 starts), compiled 85 tackles, 2.5 TFL, 0.5 sacks, two INTs, two PBUs and one fumble recovery ... carded 4+ tackles in 14 games, including a career-high eight tackles against Virginia in 2021 ... posted INTs against Florida State in 2020 and Kansas in 2021 ... lone fumble recovery came against Florida State in 2020 ... on the field for 1,036 career snaps ... graduated from Duke in May 2022, with a sociology degree and a certificate in markets and management ... transferred to Akron.

Thompson's Defensive Statistics

Year	UT	AT	TT	PBU	INT
2018	0	0	0	0	0
2019	2	0	2	0	0
2020	33	10	43	0	1
2021	22	18	40	2	1
Total	57	28	85	2	1

Zach Thomson

#61 • OG • 6-5 • 225
Greenwood Village, Colo. (Choate Rosemary [Conn.]

Lettered two seasons (2020-21) ... in two career games, played two snaps ... graduated from Duke in May 2022, with a degree in biomedical engineering and minors in classical civilizations, chemistry and pre-med.

Ken Torain

#37 • CB • 6-3 • 180
Tampa, Fla. (Jesuit)

Lettered two seasons (2020-21) ... appeared in two games against Temple (2018 Walk-On's Independence Bowl) and Miami (2021) ... played six snaps ... graduated from Duke in May 2022, with a degree in public policy and a certificate in markets and management.

Carson Van Lynn

#79 • OT • 6-6 • 295

Columbus, Ohio (Worthington Kilbourne) [Pittsburgh]

Lettered one season (2021) ... played in 48 career games (11 starts) at both Pittsburgh and Duke ... registered 557 total snaps while at Duke ... graduated from Duke's Fuqua School of Business in May 2022, with a master's degree in management studies.

NOTE: Played at Pittsburgh in 2018, 2019 and 2020

Jack Wohlabaugh

#50 • C • 6-4 • 305

Akron, Ohio (Walsh Jesuit) [Ohio State]

Lettered four seasons (2018-19-20-21) ... awarded the team's Dan Tiger Hill Award (2019, 2021), Steve Brooks Captain Award (2020), Ace Parker Award (2021) and Sonny Falcone Iron Duke Award (2019, 2021) ... Academic All-Big Ten selection in 2017 ... in 34 games (29 starts), played 2,381 career snaps ... garnered Honorable Mention All-ACC accolades in 2019 and 2021 ... participated in one bowl game (2018 Walk-On's Independence Bowl), while at Duke ... as a Buckeye, went a combined 23-4, earned a berth in the College Football Playoff in 2016 and won both the Big Ten Championship (27-21 over Wisconsin) and Goodyear Cotton Bowl (24-7 over Southern California) in 2017 ... graduated from Duke in May 2020, with a sociology degree and certificate in markets and management ... represented Duke at the NFLPA Collegiate Bowl in January 2022.

NOTE: Played at Ohio State in 2016 and 2017

J'Marick Woods

#9 • S • 6-3 • 215

Florence, Ala. (Florence) [Michigan]

Lettered two seasons (2020-21) ... in 46 career games (seven starts) at Michigan and Duke, compiled 75 tackles, 2.5 TFL, four PBUs, two QB pressures and one blocked punt ... credited with a career-high nine stops against Virginia Tech in 2020 ... recorded blocked punt against Florida in 2018 ... played 1,111 career snaps ... graduated from Duke in May 2021, with a master's in management studies from Duke's Fuqua School of Business.

Woods' Defensive Statistics

Year	UT	AT	TT	PBU	QBH
2017	4	5	9	0	0
2018	7	6	13	0	0
2019	3	1	4	0	0
2020	11	11	22	1	0
2021	14	13	27	3	2
Total	39	36	75	4	2

NOTE: Played at Michigan in 2017, 2018 and 2019

Lummie Young IV

#23 • S • 6-1 • 205

Anderson, S.C. (Westside)

Lettered four seasons (2018-19-20-21) ... in 34 career games (17 starts), recorded 145 tackles, 6.5 TFL, 2.0 sacks, two INTs, eight PBUs, and three forced fumbles ... owned 3+ tackles in 22 games, including a career-high 15 stops against Wake Forest in 2018 ... tallied a career-high two PBUs against Charlotte and North Carolina A&T in 2021 ... finished tied for seventh in the ACC in 2021 in forced fumbles (2), and ninth in passes defended (8) ... played 1,575 career snaps ... graduated from Duke in December 2021, with a degree in cultural anthropology ... transferred to Tulane.

Young IV's Defensive Statistics

Year	UT	AT	TT	PBU	INT
2018	24	15	39	0	0
2019	8	8	16	0	0
2020	13	13	26	1	1
2021	31	33	64	7	1
Total	76	69	145	8	2



HISTORY

ANNUAL LEDGER

Year	Coach	Record	*Conf.	\$Finish	#AP	Pts.	Opp.	Year	Coach	Record	*Conf.	\$Finish	#AP	Pts.	Opp.
1888	Dr. John F. Crowell	2-1	-	-	-	41	49	1978	Mike McGee	4-7	2-4	5th	-	108	247
1889	Dr. John F. Crowell	2-0	-	-	-	9	4	1979	Shirley "Red" Wilson	2-8-1	0-6	7th	-	152	264
1890	-	0-1	-	-	-	4	10	1980	Shirley "Red" Wilson	2-9	1-5	7th	-	214	296
1891	-	3-0	-	-	-	122	4	1981	Shirley "Red" Wilson	6-5	3-3	4th	-	221	243
1892	-	1-3	-	-	-	38	108	1982	Shirley "Red" Wilson	6-5	3-3	t3rd	-	307	290
1893	-	3-1	-	-	-	88	40	1983	Steve Sloan	3-8	3-3	4th	-	246	350
1894	-	0-1	-	-	-	0	28	1984	Steve Sloan	2-9	1-5	6th	-	128	301
1895-1919 - NO TEAM															
1920	Floyd J. Egan	4-0-1	-	-	-	53	20	1985	Steve Sloan	4-7	2-5	t6th	-	193	252
1921	James Baldwin	6-1-2	-	-	-	147	32	1986	Steve Sloan	4-7	2-5	6th	-	200	284
1922	Herman Steiner	7-2-1	-	-	-	156	57	1987	Steve Spurrier	5-6	2-5	7th	-	301	243
1923	S.M. Alexander	5-4	-	-	-	205	104	1988	Steve Spurrier ^{ACC}	7-3-1	3-3-1	6th	-	324	324
1924	Howard Jones	4-5	-	-	-	129	99	1989	Steve Spurrier ^{ACC}	8-4	6-1	t1st	-	377	335
1925	Pat Herron	4-5	-	-	-	58	142	1990	Barry Wilson	4-7	1-6	7th	-	240	295
1926	James DeHart	3-6	-	-	-	124	106	1991	Barry Wilson	4-6-1	1-6	t7th	-	231	280
1927	James DeHart	4-5	-	-	-	215	117	1992	Barry Wilson	2-9	0-8	9th	-	265	343
1928	James DeHart	5-5	-	-	-	155	117	1993	Barry Wilson	3-8	2-6	7th	-	214	349
1929	James DeHart	4-6	-	-	-	153	260	1994	Fred Goldsmith ^{ACC}	8-4	5-3	t3rd	-	380	281
1930	James DeHart	8-1-2	4-1-1	4th	-	147	48	1995	Fred Goldsmith	3-8	1-7	8th	-	282	386
1931	Wallace Wade	5-3-2	3-3-1	8th	-	74	46	1996	Fred Goldsmith	0-11	0-8	9th	-	162	379
1932	Wallace Wade	7-3	5-3	9th	-	153	40	1997	Fred Goldsmith	2-9	0-8	9th	-	223	341
1933	Wallace Wade	9-1	4-0	1st	-	181	42	1998	Fred Goldsmith	4-7	2-6	t6th	-	229	319
1934	Wallace Wade	7-2	3-1	t3rd	-	185	40	1999	Carl Franks	3-8	3-5	t6th	-	217	363
1935	Wallace Wade	8-2	5-0	1st	-	214	45	2000	Carl Franks	0-11	0-8	9th	-	155	430
1936	Wallace Wade	9-1	7-0	1st	11	208	28	2001	Carl Franks	0-11	0-8	9th	-	212	491
1937	Wallace Wade	7-2-1	5-1	4th	20	228	56	2002	Carl Franks	2-10	0-8	9th	-	227	353
1938	Wallace Wade	9-1	5-0	1st	3	117	7	2003+	Carl Franks	4-8	2-6	8th	-	211	343
1939	Wallace Wade	8-1	5-0	1st	8	183	42	2004	Ted Roof	2-9	1-7	t10th	-	183	322
1940	Wallace Wade	7-2	4-1	2nd	18	203	52	2005	Ted Roof	1-10	0-8	6th	-	177	408
1941	Wallace Wade	9-1	5-0	1st	2	327	68	2006	Ted Roof	0-12	0-8	6th	-	179	406
1942	Eddie Cameron	5-4-1	3-1-1	5th	-	211	98	2007	Ted Roof	1-11	0-8	6th	-	215	398
1943	Eddie Cameron	8-1	4-0	1st	7	335	34	2008	David Cutcliffe	4-8	1-7	6th	-	241	281
1944	Eddie Cameron	6-4	4-0	1st	11	230	118	2009	David Cutcliffe	5-7	3-5	5th	-	302	340
1945	Eddie Cameron	6-2	4-0	1st	13	229	114	2010	David Cutcliffe	3-9	1-7	t5th	-	303	425
1946	Wallace Wade	4-5	3-2	5th	-	134	86	2011	David Cutcliffe	3-9	1-7	6th	-	270	374
1947	Wallace Wade	4-3-2	3-1-1	4th	19	79	90	2012	David Cutcliffe ^{ACC}	6-7	3-5	5th	-	410	468
1948	Wallace Wade	4-3-2	3-2-1	7th	-	144	92	2013	David Cutcliffe ^{ACC}	10-4	6-2	1st	23	459	373
1949	Wallace Wade ^{SOCON}	6-3	4-2	4th	-	260	117	2014	David Cutcliffe	9-4	5-3	2nd	-	421	283
1950	Wallace Wade	7-3	5-2	6th	-	202	108	2015	David Cutcliffe	8-5	4-4	4th	-	410	330
1951	Bill Murray	5-4-1	4-2	6th	-	201	157	2016	David Cutcliffe	4-8	1-7	6th	-	280	338
1952	Bill Murray ^{SOCON}	8-2	5-0	1st	16	227	72	2017	David Cutcliffe	7-6	3-5	4th	-	345	263
1953	Bill Murray	7-2-1	4-0	t1st	18	217	81	2018	David Cutcliffe	8-5	3-5	6th	-	382	356
1954	Bill Murray ^{ACC}	8-2-1	4-0	1st	14	270	161	2019	David Cutcliffe	5-7	3-5	6th	-	303	350
1955	Bill Murray	7-2-1	4-0	t1st	-	196	95	2020	David Cutcliffe	2-9	1-9	T-14th~	-	273	419
1956	Bill Murray	5-4-1	4-1	2nd	-	184	100	2021	David Cutcliffe	3-9	0-8	7th	-	274	477
1957	Bill Murray	6-3-2	5-1-1	2nd	16	182	135	Totals		521-547-31	¹ 262-325-13	-	-	22,253	22,115
1958	Bill Murray	5-5	3-2	3rd	-	128	131	*Southern Conference (1930-52); Atlantic Coast Conference (1953-present)							
1959	Bill Murray	4-6	2-3	6th	-	104	159	§The ACC went to divisional play in 2005; Duke is a member of the Coastal Division							
1960	Bill Murray ^{ACC}	8-3	5-1	1st	10	173	114	#Associated Press final national ranking							
1961	Bill Murray	7-3	5-1	1st	20	183	106	^Duke & South Carolina finished the 1965 season tied atop the league standings with identical 4-2 records, but the Gamecocks were required to forfeit their victories (ineligible players) and N.C. State & Clemson were declared co-champions with matching 5-2 records							
1962	Bill Murray ^{ACC}	8-2	6-0	1st	-	199	105	+Carl Franks dismissed as head coach following Week 7 game vs. Wake Forest; Ted Roof served as interim head coach for the final 5 games (2-3)							
1963	Bill Murray	5-4-1	5-2	3rd	-	230	198	§Southern Conference record: 97-22-5 Atlantic Coast Conference record: 165-303-8							
1964	Bill Murray	4-5-1	3-2-1	2nd	-	148	135	^{SOCON} Southern Conference Coach of the Year							
1965	Bill Murray	6-4	4-2	^3rd	-	216	157	^{ACC} Atlantic Coast Conference Coach of the Year							
1966	Tom Harp	5-5	2-3	6th	-	164	237	~One ACC Division Due to Covid-19 Pandemic							
1967	Tom Harp	4-6	2-4	6th	-	143	153								
1968	Tom Harp	4-6	3-4	5th	-	214	287								
1969	Tom Harp	3-6-1	3-3-1	3rd	-	161	224								
1970	Tom Harp	6-5	5-2	2nd	-	229	252								
1971	Mike McGee	6-5	2-3	3rd	-	170	149								
1972	Mike McGee	5-6	3-3	4th	-	132	156								
1973	Mike McGee	2-8-1	1-4-1	5th	-	132	204								
1974	Mike McGee	6-5	2-4	5th	-	201	208								
1975	Mike McGee	4-5-2	3-0-2	2nd	-	197	212								
1976	Mike McGee	5-5-1	2-3-1	4th	-	234	245								
1977	Mike McGee	5-6	2-4	5th	-	231	221								

ALL-TIME RESULTS

1888-89

Overall Record: 2-1
Head Coach: Dr. John Crowell
Captain: W.A. Johnston

N 27	North Carolina	N ¹	W	16-0	600
M 8	North Carolina	N ¹	W	25-17	700
M 29	Wake Forest	N ¹	L	0-32	

1889

Overall Record: 2-0
Head Coach: Dr. John Crowell
Captain: S.J. Durham

	North Carolina	H	W	1-0	Forfeit
N 27	Wake Forest	A	W	8-4	

1890

Overall Record: 0-1
Head Coach: None
Captain: Robert L. Durham

N 29	Virginia	N ²	L	4-10	
------	----------	----------------	---	------	--

1891

Overall Record: 3-0
Head Coach: None
Captain: Tom Daniels

N 14	Furman	N ³	W	96-0	
N 20	North Carolina	A	W	6-4	
N 28	Virginia	N ²	W	20-0	

1892

Overall Record: 1-3
Head Coach: None
Captain: W.W. Flowers

N 12	North Carolina	A	L	0-24	
	VMI	A	L	0-32	
N 22	Auburn	A	W	34-6	
N 24	Virginia	N ⁴	L	4-46	

1893

Overall Record: 3-1
Head Coach: None
Captain: Alphonso Avery, Jr.

O 18	Wake Forest	N ¹	W	12-6	
O 28	North Carolina	H	W	6-4	
N 4	Tennessee	H	W	70-0	
N 11	Virginia	N ⁵	L	0-30	

1894

Overall Record: 0-1
Head Coach: None
Captain: Plato Durham

O 24	North Carolina	A	L	0-28	
------	----------------	---	---	------	--

1920

Overall Record: 4-0-1
Head Coach: Floyd J. Egan
Captain: B.B. Jones

O 16	Guilford		W	20-7	
O 23	Emory & Henry		W	7-0	
O 30	Lynchburg		W	13-7	
N 13	Elon		W	13-6	
N 25	Wofford		T	0-0	

1921

Overall Record: 6-1-2
Head Coach: James Baldwin
Captain: Richard Leach

	Lynchburg	H	W	14-13	
O 8	William & Mary	H	L	0-12	
O 15	Randolph-Macon	H	W	6-0	
O 22	Emory & Henry	A	W	7-0	
O 29	Elon	H	T	0-0	
N 5	Guilford	H	W	28-0	
N 11	Wake Forest	N ¹	W	17-0	
N 19	New York University	A	T	7-7	
N 24	Wofford	A	W	68-0	

1922

Overall Record: 7-2-1
Head Coach: Herman Steiner
Captain: Tom Neal

	Guilford		W	43-0	
	Hampden-Sydney		W	27-0	
O 12	North Carolina	A	L	0-20	
	William & Mary		L	7-13	
	Davidson	N ⁸	W	12-0	
	Oglethorpe		W	7-6	
N 11	Wake Forest	N ¹	W	3-0	
	Randolph-Macon		W	25-12	
	Presbyterian		T	6-6	
	Wofford		W	26-0	

1923

Overall Record: 5-4
Head Coach: S.M. Alexander
Captain: Jimmy Simpson

S 29	Guilford		W	68-0	
O 6	Randolph-Macon		W	54-0	
O 12	North Carolina	H	L	6-14	
O 20	William & Mary	N ⁶	L	0-21	
O 27	Virginia	A	L	0-33	
N 3	Elon	N ⁷	W	39-0	
N 10	Wake Forest	A	L	6-16	
N 24	Newberry	H	W	20-14	
N 29	Davidson	N ⁹	W	18-6	

1924

Overall Record: 4-5
Head Coach: Howard Jones
Captain: Game captains

	N.C. State	A	L	0-14	
	Guilford	H	W	33-6	
O 11	North Carolina	A	L	0-6	
	Richmond	A	W	14-0	
	William & Mary	N ⁹	L	3-21	
	Elon	H	W	54-0	
N 11	Wake Forest	H	L	0-32	
	Wofford	H	W	12-0	
	Davidson	H	L	13-20	

1925

Overall Record: 4-5
Head Coach: Pat Herron
Captain: Fred Grigg

	Guilford	H	W	33-0	
	N.C. State	H	L	0-13	
O 10	North Carolina	H	L	0-41	
O 17	Elon	A	W	6-0	
O 24	William & Mary	N ⁹	L	0-41	
O 31	Richmond	H	W	10-0	
N 7	Wake Forest	H	L	3-21	
N 20	Wofford	A	W	6-0	
N 25	Davidson	A	L	0-26	

1926

Overall Record: 3-6
Head Coach: James DeHart
Captain: James Thompson

	Guilford	H	W	32-0	
	Richmond	A	L	7-9	
	Elon	H	W	32-0	
O 16	North Carolina	A	L	0-6	
O 30	Wake Forest	N ¹⁰	L	0-21	
N 5	Columbia	A	L	0-24	
N 12	N.C. State	A	L	19-26	
N 19	Wofford	H	W	34-0	
N 24	Davidson	H	L	0-20	

1927

Overall Record: 4-5
Head Coach: James DeHart
Captain: C.C. Bennett

S 23	Furman	H	L	7-13	
O 1	Boston College	A	W	25-9	
O 8	Washington & Lee	A	L	7-12	
O 15	Richmond	H	W	72-0	
O 22	Navy	A	L	6-32	
O 29	Wake Forest	A	W	32-6	
N 12	N.C. State	H	L	18-20	12,000
N 19	North Carolina	H	L	0-18	
N 23	Davidson	A	W	48-7	

1928

Overall Record: 5-5
Head Coach: James DeHart
Captain: Roy Hunter

S 29	Furman	A	L	0-6	
O 6	South Dakota	H	W	25-7	
O 13	Boston College	A	L	0-19	
O 20	Navy	A	L	0-6	
O 27	Georgetown	A	L	0-35	
N 3	Mercer	H	W	38-18	
N 10	Wake Forest	H	W	38-0	
N 17	N.C. State	A	W	14-12	
N 29	Davidson	H	W	33-0	
D 8	North Carolina	A	L	7-14	

1929

Overall Record: 4-6
Head Coach: James DeHart
Captain: Henry Kistler

	Mercer	A	W	19-6	
O 5	Pittsburgh	H	L	7-52	25,000
O 19	Navy	A	L	13-45	
O 26	Villanova	A	L	12-58	
N 2	Boston College	A	L	12-20	
N 9	Louisiana State	H	W	32-6	
N 16	N.C. State	H	W	19-12	
N 23	Wake Forest	H	W	20-0	500
N 28	Davidson	A	L	12-13	
D 7	North Carolina	H	L	7-48	

NOTE: The Duke-Pittsburgh game on October 5 marked the first game in Duke Stadium.

1930

Overall Record: 8-1-2 **SC:** 4-1-1 (4th)
Head Coach: James DeHart
Captain: Lee Davis

S 27	South Carolina	H	L	0-22
O 4	Virginia	H	W	32-0
O 11	Davidson	H	W	12-0
O 18	Navy	A	W	18-0
O 25	Wofford	H	W	14-0
N 1	Villanova	A	W	12-6
N 8	Kentucky	H	W	14-7
N 15	N.C. State	A	W	18-0
N 22	Wake Forest	A	T	13-13
N 27	Washington & Lee	H	W	14-0
D 6	North Carolina	A	T	0-0

1931

Overall Record: 5-3-2 **SC:** 3-3-1 (8th)
Head Coach: Wallace Wade
Captain: Kidd Brewer

S 26	South Carolina	A	L	0-7
O 3	VMI	H	W	13-0
O 10	Villanova	H	W	18-0
O 17	Davidson	A	T	0-0
O 23	Wake Forest	H	W	28-0
O 31	Tennessee	A	L	2-25
N 7	Kentucky	A	W	7-0
N 14	N.C. State	H	L	0-14
N 21	North Carolina	H	T	0-0
N 28	Washington & Lee	A	W	6-0

1932

Overall Record: 7-3 **SC:** 5-3 (9th)
Head Coach: Wallace Wade
Captain: Lowell Mason

S 24	Davidson	H	W	13-0
O 1	VMI	A	W	44-0
O 8	Auburn	A	L	7-18
O 15	Maryland	H	W	34-0
O 21	Wake Forest	H	W	9-0
O 29	Tennessee	A	L	13-16
N 5	Kentucky	H	W	13-0
N 12	N.C. State	A	L	0-6
N 19	North Carolina	A	W	7-0
N 25	Washington & Lee	H	W	13-0

1933

Overall Record: 9-1 **SC Champions** **SC:** 4-0 (1st)
Head Coach: Wallace Wade
Captain: Carl Schock

S 30	VMI	N ⁷	W	37-6	10,000
O 7	Wake Forest	H	W	22-0	
O 14	Tennessee	H	W	10-2	22,000
O 21	Davidson	A	W	19-7	
O 28	Kentucky	A	W	14-7	15,000
N 4	Auburn	H	W	13-7	
N 11	Maryland	A	W	38-7	10,000
N 18	North Carolina	H	W	21-0	32,000
N 25	N.C. State	H	W	7-0	10,000
D 2	Georgia Tech	A	L	0-6	16,000

1934

Overall Record: 7-2 **SC:** 3-1 (t3rd)
Head Coach: Wallace Wade
Captain: Jack Dunlap

S 29	VMI	A	W	46-0	
O 6	Clemson	H	W	20-6	7,000
O 13	Georgia Tech	H	W	20-0	30,000
O 20	Davidson	A	W	20-0	10,000
O 27	Tennessee	A	L	6-14	20,000
N 3	Auburn	A	W	13-6	3,000
N 10	Wake Forest	H	W	28-7	
N 17	North Carolina	A	L	0-7	30,000
D 1	N.C. State	H	W	32-0	9,000

1935

Overall Record: 8-2 **SC Champions** **SC:** 5-0 (1st)
Head Coach: Wallace Wade
Captain: James Johnston

S 21	Wake Forest	N ⁷	W	26-7	13,000
S 28	South Carolina	H	W	47-0	8,000
O 5	Washington & Lee	N ²	W	26-0	15,000
O 12	Clemson	H	W	38-12	9,000
O 19	Georgia Tech	A	L	0-6	12,000
O 25	Auburn	H	L	0-7	8,000
N 2	Tennessee	H	W	19-6	15,000
N 9	Davidson	A	W	26-7	7,000
N 16	North Carolina	H	W	25-0	46,880
N 23	N. C. State	A	W	7-0	10,000

1936

Overall Record: 9-1 **SC Champions** **SC:** 7-0 (1st)
Final National Ranking: 11th (AP)
Head Coach: Wallace Wade
Captain: Ace Parker

S 19	Davidson	N ⁷	W	13-0	9,101
S 26	Colgate	H	W	6-0	22,360
O 3	South Carolina	A	W	21-0	6,382
O 10	Clemson	H	W	25-0	4,127
O 17	Georgia Tech	H	W	19-6	29,953
O 24	Tennessee (2/-)	A	L	13-15	13,263
O 31	Washington & Lee (13/-)	N ²	W	51-0	6,691
N 7	Wake Forest (15/-)	A	W	20-0	3,546
N 14	North Carolina (13/-)	A	W	27-7	32,000
N 26	N.C. State (11/-)	H	W	13-0	17,320

1937

Overall Record: 7-2-1 **SC:** 5-1 (4th)
Final National Ranking: 20th (AP)
Head Coach: Wallace Wade
Captain: Woodrow Lipscomb

S 25	Virginia Tech	N ⁷	W	25-0	7,768
O 2	Davidson	A	W	34-6	5,128
O 9	Tennessee	H	T	0-0	31,683
O 16	Georgia Tech	A	W	20-19	24,344
O 23	Colgate (10/-)	A	W	13-0	7,606
O 30	Washington & Lee (13/-)	N ²	W	43-0	6,426
N 6	Wake Forest (11/-)	H	W	67-0	1,735
N 13	North Carolina (8/-)	H	L	6-14	35,854
N 20	N.C. State	A	W	20-7	6,110
N 27	Pittsburgh (18/1)	H	L	0-10	36,165

1938

Overall Record: 9-1 **SC Champions • Rose Bowl** **SC:** 5-0 (1st)
Final National Ranking: 3rd (AP)
Head Coach: Wallace Wade
Captain: Dan Hill & Eric Tipton

S 24	Virginia Tech	N ⁷	W	18-0	
O 1	Davidson	H	W	27-0	
O 8	Colgate	N ¹¹	W	7-0	23,950
O 15	Georgia Tech	H	W	6-0	30,000
O 22	Wake Forest (9/-)	N ¹²	W	7-0	
O 29	North Carolina (11/-)	A	W	14-0	35,000
N 12	Syracuse (7/-)	A	W	21-0	
N 19	N.C. State (4/-)	H	W	7-0	15,000
N 26	Pittsburgh (3/4)	H	W	7-0	49,138
J 2	Southern California (3/7)	N ¹³	L	3-7	93,000

1939

Overall Record: 8-1 **SC Champions** **SC:** 5-0 (1st)
Final National Ranking: 8th (AP)
Head Coach: Wallace Wade
Captain: Allen Johnson

S 30	Davidson	A	W	26-6	10,000
O 7	Colgate	H	W	37-0	20,000
O 14	Pittsburgh	A	L	13-14	50,000
O 21	Syracuse (13/-)	H	W	33-6	20,000
O 28	Wake Forest (12/-)	H	W	6-0	16,000
N 4	Georgia Tech (12/-)	A	W	7-6	30,000
N 11	VMI (15/-)	A	W	20-7	12,000
N 18	North Carolina (13/7)	H	W	13-3	52,000
N 25	N.C. State (8/-)	A	W	28-0	

1940

Overall Record: 7-2 **SC:** 4-1 (2nd)
Final National Ranking: 18th (AP)
Head Coach: Wallace Wade
Captain: Alex Winterson

S 28	VMI	H	W	23-0	7,000
O 5	Tennessee	A	L	0-13	25,000
O 19	Colgate	A	W	13-0	14,000
O 26	Wake Forest	A	W	23-0	12,000
N 2	Georgia Tech (19/-)	H	W	41-7	34,000
N 9	Davidson (12/-)	A	W	46-13	5,000
N 16	North Carolina (12/-)	A	L	3-6	41,000
N 23	N.C. State	H	W	42-6	10,000
N 30	Pittsburgh (20/-)	H	W	12-7	27,000

1941

Overall Record: 9-1 **SC Champions • Rose Bowl** **SC:** 5-0 (1st)
Final National Ranking: 2nd (AP)
Head Coach: Wallace Wade
Captain: Bob Barnett

S 27	Wake Forest	H	W	43-14	7,000
O 4	Tennessee	H	W	19-0	45,000
O 11	Maryland	N ¹⁴	W	50-0	14,000
O 18	Colgate (3/-)	H	W	27-14	25,000
O 25	Pittsburgh (4/-)	A	W	27-14	28,000
N 1	Georgia Tech (4/-)	A	W	14-0	27,000
N 8	Davidson (4/-)	A	W	56-0	10,000
N 15	North Carolina (3/-)	H	W	20-0	45,000
N 22	N.C. State (3/-)	A	W	55-6	10,000
J 1	Oregon State (2/12)	H	L	16-20	56,000

NOTE: After large crowds had been banned on the West Coast due to the Japanese bombing of Pearl Harbor, Duke hosted the Rose Bowl on January 1, 1942, marking the only time the game has been played away from Pasadena, Calif.

1942

Overall Record: 5-4-1 **SC:** 3-1-1 (5th)
Head Coach: Eddie Cameron
Captain: Jim Smith

S 26	Davidson	N ¹²	W	21-0	2,500
O 3	Wake Forest	A	L	7-20	7,000
O 10	Georgia Navy	H	L	12-26	8,000
O 17	Colgate (-/9)	N ¹¹	W	34-0	18,782
O 24	Pittsburgh	A	W	28-0	20,000
O 31	Georgia Tech (-/9)	H	L	7-26	24,000
N 7	Maryland	H	W	42-0	9,000
N 14	North Carolina	A	T	13-13	32,000
N 21	N.C. State	H	W	47-0	16,000
N 28	Jacksonville NAS	A	L	0-13	7,500

1943

SC Champions

Overall Record: 8-1**SC:** 4-0 (1st)**Final National Ranking:** 7th (AP)**Head Coach:** Eddie Cameron**Captain:** Game captains

S 8	Camp Lejeune	H	W	40-0	12,700
S 25	Richmond	H	W	61-0	7,415
O 2	N.C. Pre-Flight	H	W	42-0	6,179
O 9	Navy (5/4)	N ¹⁴	L	13-14	55,600
O 16	North Carolina (6/-)	H	W	14-7	27,700
O 30	Georgia Tech (8/-)	A	W	14-7	30,000
N 6	N.C. State (9/-)	A	W	75-0	5,000
N 13	Virginia (7/-)	H	W	49-0	6,000
N 20	North Carolina (6/-)	A	W	27-6	27,000

1944

SC Champions • Sugar Bowl

Overall Record: 6-4**SC:** 4-0 (1st)**Final National Ranking:** 11th (AP)**Head Coach:** Eddie Cameron**Captain:** Gordon Carver

S 23	Richmond	H	W	61-7	8,250
S 30	Pennsylvania	A	L	7-18	40,000
O 7	N.C. Pre-Flight	H	L	6-13	19,000
O 14	Navy (-/6)	N ¹⁴	L	0-7	25,000
O 21	Army (-/2)	N ¹⁵	L	7-27	45,000
N 4	Georgia Tech (-/5)	H	W	19-13	30,000
N 11	Wake Forest (20/12)	H	W	34-0	28,000
N 18	South Carolina (10/-)	A	W	34-7	12,000
N 25	North Carolina (11/-)	A	W	33-0	20,000
J 1	Alabama (11/-)	N ¹⁶	W	29-26	73,000

1945

SC Champions

Overall Record: 6-2**SC:** 4-0 (1st)**Final National Ranking:** 13th (AP)**Head Coach:** Eddie Cameron**Captains:** Ernie Knotts & Kelley Mote

S 22	South Carolina	H	W	60-0	12,000
S 29	Bogue Field	H	W	76-0	22,000
O 6	Navy	H	L	0-21	44,000
O 13	Wake Forest (13/-)	A	W	26-19	18,000
O 27	Army (19/1)	N ¹⁵	L	13-48	44,687
N 3	Georgia Tech (18/-)	A	W	14-6	30,000
N 10	N.C. State (16/-)	H	W	26-13	15,000
N 24	North Carolina (15/-)	H	W	14-7	44,000

1946**Overall Record:** 4-5**SC:** 3-2 (5th)**Head Coach:** Wallace Wade**Captain:** Bill Milner

S 28	N.C. State	A	L	6-13	22,000
O 5	Tennessee	H	L	7-12	42,000
O 12	Navy	N ¹⁴	W	21-6	38,704
O 19	Richmond (12/-)	H	W	41-0	10,000
O 26	Army (13/1)	N ¹⁵	L	0-19	59,031
N 2	Georgia Tech (19/16)	H	L	0-14	44,000
N 9	Wake Forest (-/13)	H	W	13-0	25,000
N 16	South Carolina (20/-)	A	W	39-0	18,000
N 23	North Carolina (-/14)	A	L	7-22	43,385

1947**Overall Record:** 4-3-2**SC:** 3-1-1 (4th)**Final National Ranking:** 19th (AP)**Head Coach:** Wallace Wade**Captain:** Ben Cittadino

S 27	N.C. State	H	W	7-0	38,000
O 4	Tennessee	A	W	19-7	41,000
O 11	Navy (13/-)	N ¹⁴	T	14-14	35,000
O 18	Maryland (17/-)	H	W	19-7	20,000
O 25	Wake Forest (15/11)	A	W	13-6	25,000
N 1	Georgia Tech (9/6)	A	L	0-7	38,000
N 8	Missouri (13/-)	H	L	7-28	30,000
N 15	South Carolina	H	T	0-0	6,000
N 22	North Carolina (13/-)	H	L	0-21	56,500

1948**Overall Record:** 4-3-2**SC:** 3-2-1 (7th)**Head Coach:** Wallace Wade**Captain:** Al DeRogatis

S 25	N.C. State	A	T	0-0	20,000
O 2	Tennessee	H	T	7-7	22,000
O 9	Navy	H	W	28-7	25,000
O 16	Maryland (18/-)	N ¹⁷	W	13-12	22,000
O 23	Virginia Tech (15/-)	N ¹⁸	W	7-0	13,500
O 30	Georgia Tech (-/6)	H	L	7-19	32,000
N 6	Wake Forest (-/18)	H	L	20-27	20,000
N 13	George Washington	H	W	62-0	12,000
N 20	North Carolina (-/5)	A	L	0-20	44,500

1949**Overall Record:** 6-3**SC:** 4-2 (4th)**Head Coach:** Wallace Wade**Captain:** Louis Allen

S 24	Richmond	H	W	67-0	12,000
O 1	Tennessee	A	W	21-7	40,000
O 8	Navy (14/-)	A	L	14-28	22,000
O 15	N.C. State	H	W	14-13	20,000
O 22	Virginia Tech	H	W	55-7	10,000
O 29	Georgia Tech	A	W	27-14	38,000
N 5	Wake Forest (16/-)	H	L	7-27	35,000
N 12	George Washington	A	W	35-0	9,823
N 19	North Carolina	H	L	20-21	57,500

1950**Overall Record:** 7-3**SC:** 5-2 (6th)**Head Coach:** Wallace Wade**Captain:** Billy Cox

S 23	South Carolina (16/-)	A	W	14-0	28,000
S 30	Pittsburgh (16/-)	H	W	28-14	25,000
O 7	Tennessee (14/-)	H	L	7-28	30,000
O 14	N.C. State	A	W	7-0	16,500
O 21	Richmond	A	W	41-0	4,000
O 28	Maryland	H	L	14-26	20,000
N 4	Georgia Tech	H	W	30-21	30,000
N 11	Wake Forest	H	L	7-13	25,000
N 18	Virginia Tech	N ¹²	W	47-6	5,000
N 25	North Carolina	A	W	7-0	40,000

1951**Overall Record:** 5-4-1**SC:** 4-2 (6th)**Head Coach:** Bill Murray**Captain:** James Gibson

S 22	South Carolina	A	W	34-6	28,000
S 29	Pittsburgh	A	W	19-14	20,000
O 6	Tennessee (-/3)	A	L	0-26	45,000
O 13	N.C. State	H	W	27-21	23,000
O 20	Virginia Tech	N ⁹	W	55-6	20,000
O 27	Virginia	H	L	7-30	25,000
N 3	Georgia Tech (-/5)	A	T	14-14	36,000
N 10	Wake Forest	H	L	13-19	30,000
N 17	William & Mary	A	L	13-14	14,000
N 24	North Carolina	H	W	19-7	50,000

1952

SC Champions

Overall Record: 8-2**SC:** 5-0 (1st)**Final National Ranking:** 16th (AP); 18th (UPI)**Head Coach:** Bill Murray**Captain:** Louis Tepe

S 20	Washington & Lee (19/-)	H	W	34-0	16,000
S 26	SMU (19/-)	A	W	14-7	28,000
O 4	Tennessee (10/11)	H	W	7-0	35,000
O 11	South Carolina (6/-)	A	W	33-7	22,000
O 18	N.C. State (5/-)	A	W	57-0	11,500
O 25	Virginia (6/9)	A	W	21-7	35,000
N 1	Georgia Tech (6/4)	H	L	7-28	45,000
N 8	Navy (12/-)	H	L	6-16	25,000
N 15	Wake Forest	A	W	14-7	10,000
N 22	North Carolina (20/-)	A	W	34-0	42,000

1953

ACC Champions

Overall Record: 7-2-1**ACC:** 4-0 (1st)**Final National Ranking:** 18th (AP); 18th (UPI)**Head Coach:** Bill Murray**Captain:** Howard Pitt

S 19	South Carolina (10/-)	A	W	20-7	30,000
S 26	Wake Forest (10/-)	H	W	19-0	20,000
O 3	Tennessee (12/-)	A	W	21-7	30,000
O 10	Purdue (8/-)	H	W	20-14	30,000
O 17	Army (7/-)	N ¹⁵	L	13-14	23,000
O 24	N.C. State (16/-)	H	W	31-0	15,000
O 31	Virginia (13/-)	N ⁹	W	48-6	25,000
N 7	Navy (10/-)	N ¹⁴	T	0-0	15,000
N 21	Georgia Tech (15/12)	A	L	10-13	40,000
N 28	North Carolina	H	W	35-20	40,000

1954

ACC Champions • Orange Bowl

Overall Record: 8-2-1**ACC:** 4-0 (1st)**Final National Ranking:** 14th (AP); 14th (UPI)**Head Coach:** Bill Murray**Captain:** Jerry Barger

S 25	Pennsylvania (19/-)	A	W	52-0	31,000
O 2	Tennessee (7/-)	H	W	7-6	30,000
O 9	Purdue (6/5)	A	T	13-13	47,000
O 16	Army (6/18)	H	L	14-28	42,500
O 23	N.C. State (19/-)	A	W	21-7	10,200
O 30	Georgia Tech (16/-)	H	W	21-20	33,000
N 6	Navy (11/19)	N ⁹	L	7-40	28,000
N 13	Wake Forest	A	W	28-21	10,000
N 20	South Carolina	H	W	26-7	13,000
N 27	North Carolina (20/-)	A	W	47-12	35,000
J 1	Nebraska (14/-)	N ¹⁹	W	34-7	68,750

1955

ACC Champions

Overall Record: 7-2-1**ACC:** 4-0 (1st)**Final National Ranking:** 16th (UPI)**Head Coach:** Bill Murray**Captain:** Jesse Birchfield

S 24	N.C. State	A	W	33-7	20,000
O 1	Tennessee (16/-)	A	W	21-0	25,500
O 8	William & Mary (13/-)	H	W	47-7	15,000
O 15	Ohio State (11/14)	A	W	20-14	82,254
O 22	Pittsburgh (5/-)	H	L	7-26	31,000
O 29	Georgia Tech (17/12)	A	L	0-27	40,000
N 5	Navy (-/9)	N ¹⁴	T	7-7	27,119
N 12	South Carolina (18/-)	A	W	41-7	18,000
N 19	Wake Forest (20/-)	H	W	14-0	15,000
D 3	North Carolina	H	W	6-0	34,000

1956**Overall Record:** 5-4-1**ACC:** 4-1 (2nd)**Final National Ranking:** 20th (UPI)**Head Coach:** Bill Murray**Captain:** Buddy Bass

S 22	South Carolina (16/-)	A	L	0-7	25,000
S 29	Virginia	A	W	40-7	17,000
O 6	Tennessee (-/9)	H	L	20-33	22,000
O 13	SMU (-/19)	H	W	14-6	25,000
O 20	Pittsburgh (-/16)	N ⁹	L	14-27	26,000
O 27	N.C. State	H	W	42-0	12,000
N 3	Georgia Tech (-/2)	H	L	0-7	38,000
N 10	Navy (-/12)	H	T	7-7	25,000
N 17	Wake Forest	A	W	26-0	6,000
N 24	North Carolina	A	W	21-6	36,000

1957*Orange Bowl*

Overall Record: 6-3-2 **ACC:** 5-1-1 (2nd)
Final National Ranking: 16th (AP); 14th (UPI)
Head Coach: Bill Murray
Captain: Hal McElhany

S 21	South Carolina (10/-)	A	W	26-14	40,000
S 28	Virginia (7/-)	H	W	40-0	14,000
O 5	Maryland (4/-)	H	W	14-0	25,000
O 12	Rice (5/15)	A	W	7-6	52,000
O 19	Wake Forest (5/-)	H	W	34-7	17,600
O 26	N.C. State (4/11)	A	T	14-14	21,000
N 2	Georgia Tech (7/-)	A	L	0-13	40,000
N 9	Navy (16/7)	N ¹⁴	T	6-6	31,000
N 16	Clemson (11/14)	H	W	7-6	22,000
N 23	North Carolina (11/-)	H	L	13-21	40,000
J 1	Oklahoma (16/-)	N ¹⁹	L	21-48	76,318

1958

Overall Record: 5-5 **ACC:** 3-2 (3rd)
Head Coach: Bill Murray
Captain: Pryor Millner

S 20	South Carolina	A	L	0-8	38,000
S 27	Virginia	A	L	12-15	15,000
O 4	Illinois	H	W	15-13	25,000
O 11	Baylor	H	W	12-7	26,000
O 18	Notre Dame (-/12)	A	L	7-9	59,068
O 25	N.C. State	H	W	20-13	20,000
N 1	Georgia Tech	H	L	8-10	30,000
N 8	LSU (-/1)	A	L	18-50	63,000
N 15	Wake Forest	A	W	29-0	20,000
N 22	North Carolina (-/17)	A	W	7-6	44,500

1959

Overall Record: 4-6 **ACC:** 2-3 (6th)
Head Coach: Bill Murray
Captain: Mike McGee

S 19	South Carolina	A	L	7-12	37,000
S 26	Ohio State (-/12)	A	L	13-14	82,834
O 3	Rice	H	W	24-7	21,000
O 10	Pittsburgh	A	L	0-12	38,749
O 17	Army	H	L	6-21	33,500
O 24	N.C. State	A	W	17-15	14,000
O 31	Georgia Tech (-/9)	A	W	10-7	44,174
N 7	Clemson (-/10)	A	L	0-6	40,000
N 14	Wake Forest	H	W	27-15	25,000
N 26	North Carolina	H	L	0-50	33,000

1960*ACC Champions • Cotton Bowl*

Overall Record: 8-3 **ACC:** 5-1 (1st)
Final National Ranking: 10th (AP); 11th (UPI)
Head Coach: Bill Murray
Captains: Art Browning & Butch Allie

S 24	South Carolina	A	W	31-0	37,000
O 1	Maryland	A	W	20-7	25,000
O 8	Michigan	A	L	6-31	77,183
O 15	N.C. State	H	W	17-13	28,000
O 22	Clemson	H	W	21-6	33,000
O 29	Georgia Tech (15/-)	H	W	6-0	40,000
N 5	Navy (13/4)	H	W	19-10	46,000
N 12	Wake Forest (7/-)	A	W	34-7	16,500
N 19	North Carolina (6/-)	A	L	6-7	42,000
D 3	UCLA (10/-)	A	L	6-27	23,357
J 2	Arkansas (10/7)	N ²⁰	W	7-6	74,000

1961*ACC Champions*

Overall Record: 7-3 **ACC:** 5-1 (1st)
Final National Ranking: 20th (AP)
Head Coach: Bill Murray
Captain: Jack Wilson

S 23	South Carolina	A	W	7-6	35,000
S 30	Virginia	N ²	W	42-0	20,000
O 7	Wake Forest	H	W	23-3	20,000
O 14	Georgia Tech	A	L	0-21	44,015
O 21	Clemson	H	L	7-17	30,000
O 28	N.C. State	A	W	17-6	21,800
N 4	Michigan	A	L	14-28	56,488
N 11	Navy	N ⁹	W	30-9	32,000
N 18	North Carolina	H	W	6-3	41,000
D 2	Notre Dame	H	W	37-13	35,000

1962*ACC Champions*

Overall Record: 8-2 **ACC:** 6-0 (1st)
Final National Ranking: 14th (UPI)
Head Coach: Bill Murray
Captain: Johnny Markas

S 22	Southern California (8/-)	A	L	7-14	26,400
S 29	South Carolina	H	W	21-8	24,500
O 6	Florida	N ²¹	W	28-21	30,000
O 13	California	H	W	21-7	31,000
O 20	Clemson	A	W	16-0	38,000
O 27	N.C. State	H	W	21-14	23,000
N 3	Georgia Tech	H	L	9-20	44,000
N 10	Maryland	H	W	10-7	26,000
N 17	Wake Forest	A	W	50-0	12,000
N 24	North Carolina	A	W	16-14	40,000

1963

Overall Record: 5-4-1 **ACC:** 5-2 (3rd)
Head Coach: Bill Murray
Captain: Chuck Walker

S 21	South Carolina	H	W	22-14	25,000
S 28	Virginia	A	W	30-8	17,000
O 5	Maryland	N ²	W	30-12	20,000
O 12	California	A	T	22-22	36,000
O 19	Clemson	H	W	35-30	28,000
O 26	N.C. State	A	L	7-21	21,500
N 2	Georgia Tech	A	L	6-30	52,266
N 9	Wake Forest	H	W	39-7	18,000
N 16	Navy (-/2)	H	L	25-38	41,000
N 28	North Carolina	H	L	14-16	47,500

1964

Overall Record: 4-5-1 **ACC:** 3-2-1 (2nd)
Head Coach: Bill Murray
Captains: Dan Lonon

S 19	South Carolina	A	T	9-9	35,000
S 26	Virginia	H	W	30-0	20,000
O 10	Maryland	H	W	24-17	27,000
O 17	N.C. State	H	W	35-3	34,000
O 24	Army	A	W	6-0	31,843
O 31	Georgia Tech (-/8)	H	L	8-21	45,000
N 7	Wake Forest	A	L	7-20	17,000
N 14	Navy	A	L	14-27	28,014
N 21	North Carolina	A	L	15-21	45,000
N 28	Tulane	A	L	0-17	12,000

1965

Overall Record: 6-4 **ACC:** 4-2 (3rd)
Head Coach: Bill Murray
Captain: John Gutekunst

S 18	Virginia	A	W	21-7	28,000
S 25	South Carolina	A	W	20-15	39,000
O 2	Rice	A	W	41-21	22,000
O 9	Pittsburgh	H	W	21-13	25,000
O 16	Clemson	H	L	2-3	31,000
O 23	Illinois	A	L	14-28	47,077
O 30	Georgia Tech	A	L	23-35	46,981
N 6	N.C. State	A	L	0-21	19,500
N 13	Wake Forest	H	W	40-7	25,000
N 20	North Carolina	H	W	34-7	45,000

1966

Overall Record: 5-5 **ACC:** 2-3 (6th)
Head Coach: Tom Harp
Captains: Bob Matheson & Mike Shasby

S 17	West Virginia	H	W	34-15	25,000
S 24	Pittsburgh	A	W	14-7	24,684
O 1	Virginia	H	W	27-8	10,000
O 8	Maryland	A	L	19-21	28,400
O 15	Clemson	A	L	6-9	30,000
O 22	N.C. State	H	L	7-33	27,000
O 29	Georgia Tech (-/6)	H	L	7-48	42,000
N 5	Navy	A	W	9-7	22,203
N 12	Notre Dame (-/1)	A	L	0-64	59,075
N 19	North Carolina	A	W	41-25	46,000

1967

Overall Record: 4-6 **ACC:** 2-4 (6th)
Head Coach: Tom Harp
Captains: Mike Murphy & Bob Foyle

S 16	Wake Forest	N ¹	W	31-13	22,452
S 23	Michigan	A	L	7-10	79,492
S 30	South Carolina	H	L	17-21	25,000
O 7	Army	A	W	10-7	31,000
O 14	Virginia	A	W	13-6	25,000
O 21	Clemson	H	L	7-13	28,000
O 28	N.C. State (-/5)	A	L	7-28	44,000
N 4	Georgia Tech	A	L	7-19	50,103
N 11	Navy	N ⁹	W	35-16	30,000
N 18	North Carolina	H	L	9-20	44,000

1968

Overall Record: 4-6 **ACC:** 3-4 (5th)
Head Coach: Tom Harp
Captain: J.B. Edwards

S 21	South Carolina	A	W	14-7	42,234
S 28	Michigan	H	L	10-31	25,000
O 5	Maryland	N ⁹	W	30-28	21,000
O 12	Virginia	H	L	20-50	22,000
O 19	Clemson	A	L	22-39	30,000
O 26	Army	A	L	25-57	32,000
N 2	Georgia Tech	H	W	46-30	25,000
N 9	N.C. State	H	L	15-17	25,000
N 16	Wake Forest	H	W	18-3	17,500
N 23	North Carolina	A	L	14-25	44,500

1969

Overall Record: 3-6-1 **ACC:** 3-3-1 (3rd)
Head Coach: Tom Harp
Captain: Jim Dearth

S 20	South Carolina	A	L	20-27	42,791
S 27	Virginia	A	L	0-10	25,000
O 4	Pittsburgh	H	L	12-14	18,000
O 11	Wake Forest	A	W	27-20	21,000
O 18	Maryland	A	L	7-20	26,700
O 25	N.C. State	A	T	25-25	32,700
N 1	Georgia Tech	A	L	7-20	41,113
N 8	Clemson	H	W	34-27	22,000
N 15	Virginia Tech	N ⁹	L	12-48	23,000
N 22	North Carolina	H	W	17-13	44,000

1970

Overall Record: 6-5 **ACC:** 5-2 (2nd)
Head Coach: Tom Harp
Captains: Dick Biddle & Leo Hart

S 12	Florida	N ²¹	L	19-21	53,841
S 19	Maryland	H	W	13-12	12,877
S 26	Virginia	H	W	17-7	24,478
O 3	Ohio State (-/1)	A	L	10-34	86,123
O 10	West Virginia (-/11)	A	W	21-13	35,000
O 17	N.C. State	A	W	22-6	26,400
O 24	Clemson	A	W	21-10	30,000
O 31	Georgia Tech	H	L	16-24	32,650
N 7	Wake Forest	H	L	14-28	28,600
N 14	South Carolina	A	W	42-38	42,454
N 21	North Carolina	A	L	34-59	48,600

1971

Overall Record: 6-5 **ACC:** 2-3 (3rd)
Head Coach: Mike McGee
Captains: Rich Searl, Lanny Murdock & Dennis Satyshur

S 11	Florida	N ²²	W	12-6	51,677
S 18	South Carolina (-/19)	H	W	28-12	35,113
S 25	Virginia (20/-)	A	W	28-0	18,500
O 2	Stanford (19/10)	A	W	9-3	61,000
O 9	Clemson (14/-)	N ⁹	L	0-3	20,000
O 16	N.C. State	H	W	41-13	28,174
O 23	Navy (10/-)	A	L	14-15	24,844
O 30	Georgia Tech	A	L	0-21	49,886
N 6	West Virginia	H	W	31-15	30,150
N 13	Wake Forest	A	L	7-23	32,000
N 20	North Carolina	H	L	0-38	51,500

1972

Overall Record: 5-6 **ACC:** 3-3 (4th)
Head Coach: Mike McGee
Captains: Dale Grimes, Bill Haneberg & Steve Jones

S 9	Alabama (-/7)	N ²³	L	12-35	71,281
S 16	Washington (-/12)	A	L	6-14	59,200
S 23	Stanford (-/19)	H	L	6-10	24,600
S 30	Virginia	H	W	37-13	20,806
O 7	N.C. State	A	L	0-17	38,200
O 14	Clemson	A	W	7-0	33,000
O 21	Maryland	H	W	20-14	21,300
O 28	Navy	N ⁹	W	17-16	26,000
N 4	Georgia Tech	H	W	20-14	37,300
N 11	Wake Forest	H	L	7-9	18,025
N 18	North Carolina (-/16)	A	L	0-14	47,000

1973

Overall Record: 2-8-1 **ACC:** 1-4-1 (5th)
Head Coach: Mike McGee
Captains: Mark Johnson, John Ricca & Keith Stoneback

S 15	Tennessee (-/9)	A	L	17-21	70,787
S 22	Washington	H	W	23-21	22,500
S 29	Virginia	A	L	3-7	20,300
O 6	Purdue	A	L	7-27	53,241
O 13	Tulane (-/18)	H	L	17-24	20,500
O 20	Clemson	H	L	8-24	33,800
O 27	Maryland	N ⁹	L	10-30	20,500
N 3	Georgia Tech	A	L	10-12	47,129
N 10	Wake Forest	A	T	7-7	20,500
N 17	N.C. State (-/20)	H	L	3-21	40,380
N 24	North Carolina	H	W	27-10	44,600

1974

Overall Record: 6-5 **ACC:** 2-4 (5th)
Head Coach: Mike McGee
Captains: Mike Bomgardner & Keith Stoneback

S 14	N.C. State (-/16)	A	L	21-35	42,200
S 21	South Carolina	A	W	20-14	45,620
S 28	Virginia	H	W	27-7	18,250
O 5	Purdue	H	W	16-14	20,500
O 12	Army	H	W	33-14	28,500
O 19	Clemson	A	L	13-17	41,000
O 26	Florida (-/12)	A	L	13-30	56,251
N 2	Georgia Tech	H	W	9-0	34,500
N 9	Wake Forest	H	W	23-7	18,200
N 16	Maryland (-/13)	N ⁹	L	13-56	24,000
N 23	North Carolina	A	L	13-14	47,300

1975

Overall Record: 4-5-2 **ACC:** 3-0-2 (2nd)
Head Coach: Mike McGee
Captains: Ernie Clark, Dave Meier & Hal Spears

S 12	Southern California (-/4)	A	L	7-35	56,727
S 20	South Carolina	H	L	16-24	21,500
S 27	Virginia	H	W	26-11	21,750
O 4	Pittsburgh	A	L	0-14	33,778
O 11	Army	A	W	21-10	36,577
O 18	Clemson	H	W	25-21	31,500
O 25	Florida (-/12)	A	L	16-24	62,222
N 1	Georgia Tech	A	L	6-21	44,116
N 8	Wake Forest	A	W	42-14	28,900
N 15	N.C. State	H	T	21-21	43,200
N 22	North Carolina	H	T	17-17	42,100

1976

Overall Record: 5-5-1 **ACC:** 2-3-1 (4th)
Head Coach: Mike McGee
Captains: Tony Benjamin, Billy Bryan & Bob Grupp

S 11	Tennessee	A	W	21-18	82,687
S 18	South Carolina	A	L	6-24	52,237
S 25	Virginia	A	W	21-6	20,000
O 2	Pittsburgh (-/2)	H	L	31-44	37,200
O 9	Miami	A	W	20-7	13,811
O 16	Clemson	A	T	18-18	41,500
O 23	Maryland (-/6)	H	L	3-30	20,200
O 30	Georgia Tech	H	W	31-7	30,300
N 6	Wake Forest	H	L	17-38	23,600
N 13	N.C. State	A	W	28-14	41,600
N 20	North Carolina	A	L	38-39	48,000

1977

Overall Record: 5-6 **ACC:** 2-4 (5th)
Head Coach: Mike McGee
Captains: Frank DeStefano & Jeff Green

S 10	East Carolina	H	L	16-17	38,200
S 17	Michigan (-/1)	A	L	9-21	104,072
S 24	Virginia	A	W	31-7	26,000
O 1	Navy	H	W	28-16	24,800
O 8	South Carolina	A	W	25-21	49,385
O 15	Clemson	H	L	11-17	26,500
O 22	Maryland	A	L	13-31	44,687
O 29	Georgia Tech	A	W	25-24	47,131
N 5	Wake Forest	A	W	38-14	15,100
N 12	N.C. State	H	L	32-37	28,350
N 19	North Carolina (-/18)	H	L	3-16	40,078

1978

Overall Record: 4-7 **ACC:** 2-4 (5th)
Head Coach: Mike McGee
Captains: Mike Dunn, Carl McGee & Dan Brooks

S 9	Georgia Tech	H	W	28-10	27,865
S 23	South Carolina	H	W	16-12	33,895
S 30	Michigan (-/4)	A	L	0-52	104,832
O 7	Virginia	H	W	20-13	20,375
O 14	Navy	A	L	8-31	21,431
O 21	Clemson	A	L	8-28	51,109
O 28	Maryland (-/5)	H	L	0-27	23,600
N 4	Tennessee	A	L	0-34	83,098
N 11	Wake Forest	H	W	3-0	19,825
N 18	N.C. State	A	L	10-24	43,300
N 25	North Carolina	A	L	15-16	45,000

1979

Overall Record: 2-8-1 **ACC:** 0-6 (7th)
Head Coach: Red Wilson
Captains: Bob Riordan & Craig Hoskins

S 15	East Carolina	H	W	28-14	33,800
S 22	South Carolina	A	L	0-35	53,743
S 29	Virginia	A	L	12-30	26,947
O 6	Army	A	T	17-17	33,874
O 13	Richmond	A	W	34-7	10,500
O 20	Clemson	H	L	10-28	24,600
O 27	Maryland	H	L	0-27	34,200
N 3	Georgia Tech	A	L	14-24	23,445
N 10	Wake Forest (-/20)	A	L	14-17	28,300
N 17	N.C. State	H	L	7-28	24,100
N 24	North Carolina	H	L	16-37	39,800

1980

Overall Record: 2-9 **ACC:** 1-5 (7th)
Head Coach: Red Wilson
Captains: Dennis Tabron & Ed Brown

S 6	East Carolina	H	L	10-35	27,400
S 20	Auburn (-/19)	A	L	28-35	57,742
S 27	Virginia	H	L	17-20	14,144
O 4	Indiana	A	L	21-31	43,120
O 11	South Carolina (-/17)	A	L	7-20	56,451
O 18	Clemson	A	W	34-17	60,300
O 25	Maryland	H	L	14-17	17,400
N 1	Georgia Tech	H	W	17-12	18,200
N 8	Wake Forest	H	L	24-27	23,000
N 15	N.C. State	A	L	21-38	42,800
N 22	North Carolina (-/15)	A	L	21-44	51,389

1981

Overall Record: 6-5 **ACC:** 3-3 (4th)
Head Coach: Red Wilson
Captains: Dennis Tabron, Dan Yellott, Greg Bamberger & Cedric Jones

S 12	Ohio State (-/11)	A	L	13-34	86,266
S 19	South Carolina	A	L	3-17	56,321
S 26	Virginia	A	W	29-24	27,523
O 3	East Carolina	H	W	24-14	18,250
O 10	Virginia Tech	H	W	14-7	32,000
O 17	Clemson (-/6)	H	L	10-38	26,000
O 24	Maryland	A	L	21-24	31,800
O 31	Georgia Tech	A	W	38-24	30,232
N 7	Wake Forest	A	W	31-10	22,000
N 14	N.C. State	H	W	17-7	26,750
N 21	North Carolina (-/15)	H	L	10-31	38,525

1982

Overall Record: 6-5 **ACC:** 3-3 (t3rd)
Head Coach: Red Wilson
Captains: Robert Oxendine & Emmett Tilley

S 4	Tennessee	A	W	25-24	95,223
S 18	South Carolina	A	W	30-17	66,928
S 25	Virginia	H	W	51-17	21,725
O 2	Navy	H	L	21-27	32,750
O 9	Virginia Tech	H	L	21-22	25,125
O 16	Clemson (-/20)	A	L	14-49	63,500
O 23	Maryland	A	L	22-49	40,100
O 30	Georgia Tech	A	W	38-21	36,562
N 6	Wake Forest	H	W	46-26	21,500
N 13	N.C. State	A	L	16-21	42,800
N 20	North Carolina	H	W	23-17	33,941

1983

Overall Record: 3-8 **ACC:** 3-3 (4th)
Head Coach: Steve Sloan
Captain: Philip Ebinger

S 3	Virginia	A	L	30-38	28,947
S 10	Indiana	A	L	10-15	41,120
S 29	South Carolina	H	L	24-31	20,500
O 1	Miami (-/15)	H	L	17-56	28,750
O 8	Virginia Tech	A	L	14-27	40,700
O 15	Clemson	H	L	31-38	19,300
O 22	Maryland (-/15)	A	L	3-38	40,100
O 29	Georgia Tech	H	W	32-26	17,650
N 5	Wake Forest	A	W	31-21	21,400
N 10	N.C. State	H	W	27-26	19,100
N 19	North Carolina	A	L	27-34	49,500

1984

Overall Record: 2-9 **ACC:** 1-5 (t6th)
Head Coach: Steve Sloan
Captain: Johnny Hill

S 8	Indiana	H	W	31-24	23,500
S 22	South Carolina	A	L	0-21	68,300
S 29	Army	A	L	9-13	39,026
O 6	Virginia	H	L	10-38	17,200
O 13	Virginia Tech	A	L	0-27	36,400
O 20	Clemson	A	L	21-54	80,500
O 27	Maryland	H	L	7-43	17,500
N 3	Georgia Tech	A	L	3-31	36,393
N 10	Wake Forest	H	L	16-20	28,000
N 17	N.C. State	A	W	16-13	35,200
N 24	North Carolina	H	L	15-17	31,200

1985

Overall Record: 4-7 **ACC:** 2-5 (t6th)
Head Coach: Steve Sloan
Captain: Pete Stubbs

S 7	Northwestern	H	W	40-17	21,000
S 14	West Virginia	A	L	18-20	61,181
S 21	Ohio	H	W	34-13	18,150
O 5	Virginia	A	L	14-37	41,500
O 12	South Carolina	A	L	7-28	71,150
O 19	Clemson	H	L	9-21	31,700
O 26	Maryland	A	L	10-40	46,175
N 2	Georgia Tech	H	L	0-9	14,400
N 9	Wake Forest	A	L	7-27	19,800
N 16	N.C. State	H	W	31-19	16,200
N 23	North Carolina	A	W	23-21	48,500

1986

Overall Record: 4-7 **ACC:** 2-5 (6th)
Head Coach: Steve Sloan
Captains: Paul Constantino & Mike Junkin

S 6	Northwestern	A	W	17-6	21,514
S 13	Georgia (-/19)	A	L	7-31	80,420
S 20	Ohio	H	W	22-7	28,500
S 27	Virginia	H	W	20-13	20,500
O 4	Vanderbilt	A	L	18-24	38,874
O 18	Clemson (-/17)	A	L	3-35	81,500
O 25	Maryland	H	L	19-27	18,600
N 1	Georgia Tech	A	L	6-34	37,102
N 8	Wake Forest	H	W	38-36	36,200
N 15	N.C. State	A	L	15-29	41,800
N 22	North Carolina	H	L	35-42	33,500

1987

Overall Record: 5-6 **ACC:** 2-5 (7th)
Head Coach: Steve Spurrier
Captains: Jason Cooper, Dave Denmore & Dewayne Terry

S 5	Colgate	H	W	41-6	18,300
S 12	Northwestern	H	W	31-16	19,600
S 19	Vanderbilt	H	W	35-31	23,100
S 26	Virginia	A	L	17-42	35,500
O 3	Rutgers	A	L	0-7	13,247
O 17	Clemson (-/7)	A	L	10-17	72,000
O 24	Maryland	A	L	22-23	37,400
O 31	Georgia Tech	H	W	48-14	30,800
N 7	Wake Forest	A	L	27-30	23,500
N 14	N.C. State	H	L	45-47	24,700
N 21	North Carolina	A	W	25-10	46,000

1988

Overall Record: 7-3-1 **ACC:** 3-3-1 (6th)
Head Coach: Steve Spurrier
Captains: Wayne Charles, Anthony Dilweg & Jeff Patten

S 3	Northwestern	A	W	31-21	24,713
S 10	Tennessee	A	W	31-26	93,144
S 17	The Citadel	H	W	41-17	12,400
S 24	Virginia	H	W	38-34	20,200
O 1	Vanderbilt	A	W	17-15	39,372
O 15	Clemson (-/11)	A	L	17-49	83,500
O 22	Maryland	H	L	24-34	23,800
O 29	Georgia Tech	A	W	31-21	40,393
N 5	Wake Forest	H	L	16-35	35,500
N 12	N.C. State	A	T	43-43	52,000
N 19	North Carolina	H	W	35-29	28,600

1989

ACC Champions • All American Bowl

Overall Record: 8-4 **ACC:** 6-1 (1st)
Head Coach: Steve Spurrier
Captains: John Howell & Carey Metts

S 2	South Carolina	A	L	21-27	74,222
S 9	Northwestern	H	W	41-31	15,220
S 16	Tennessee (-/17)	A	L	6-28	93,659
S 23	Virginia	A	L	28-49	37,800
S 30	Clemson (-/7)	H	W	21-17	22,600
O 7	Army	H	W	35-29	25,200
O 21	Maryland	A	W	46-25	38,617
O 28	Georgia Tech	H	W	30-19	38,621
N 4	Wake Forest	A	W	52-35	18,600
N 11	N.C. State	H	W	35-26	41,200
N 18	North Carolina	A	W	41-0	46,000
D 28	Texas Tech (20/24)	N ²³	L	21-49	44,917

1990

Overall Record: 4-7 **ACC:** 1-6 (7th)
Head Coach: Barry Wilson
Captains: Chip Nitowski, Erwin Sampson, Mike Urso & Randy Jones

S 1	South Carolina	A	L	10-21	71,606
S 8	Northwestern	A	W	27-24	28,177
S 22	Virginia (-/10)	H	L	0-59	24,862
S 29	Clemson (-/19)	A	L	7-26	81,500
O 6	Army	A	W	17-16	41,014
O 13	Western Carolina	H	W	49-18	15,700
O 20	Maryland	H	L	20-23	23,200
O 27	Georgia Tech (-/16)	A	L	31-48	44,061
N 3	Wake Forest	H	W	57-20	32,700
N 10	N.C. State	A	L	0-16	36,800
N 17	North Carolina	H	L	22-24	31,600

1991

Overall Record: 4-6-1 **ACC:** 1-6 (t7th)
Head Coach: Barry Wilson
Captains: Erwin Sampson & Pete Petroff

S 7	South Carolina	A	T	24-24	71,200
S 14	Rutgers	H	W	42-22	15,400
S 21	Colgate	H	W	42-14	24,200
S 28	Virginia	A	L	3-34	43,400
O 5	Vanderbilt	H	W	17-13	20,600
O 26	Maryland	A	W	17-13	35,423
N 2	Georgia Tech	H	L	6-17	38,732
N 9	Wake Forest	A	L	14-31	15,759
N 16	N.C. State (-/24)	H	L	31-32	28,975
N 23	North Carolina	A	L	14-47	50,500
N 30	Clemson (-/13)	N ²⁴	L	21-33	50,000

1992

Overall Record: 2-9 **ACC:** 0-8 (9th)
Head Coach: Barry Wilson
Captains: Randy Cuthbert & Darrell Spells

S 5	Florida State (-/4)	A	L	21-48	60,751
S 12	Vanderbilt	A	L	37-42	40,031
S 19	Rice	H	W	17-12	11,400
S 26	Virginia (-/14)	H	L	28-55	24,400
O 10	East Carolina	H	W	45-14	34,100
O 17	Clemson (-/19)	A	L	6-21	78,000
O 24	Maryland	H	L	25-27	17,850
O 31	Georgia Tech	A	L	17-20	44,129
N 7	Wake Forest	H	L	14-28	33,600
N 14	N.C. State (-/14)	A	L	27-45	46,350
N 21	North Carolina (-/21)	H	L	28-31	28,680

1993

Overall Record: 3-8 **ACC:** 2-6 (7th)
Head Coach: Barry Wilson
Captains: Steve Alderfer, Robert Baldwin, Brad Sherrod & Scott Youmans

S 4	Florida State (-/1)	H	L	7-45	26,800
S 11	Rutgers	A	L	38-39	26,854
S 18	Army	H	W	42-21	21,300
S 25	Virginia (-/22)	A	L	0-35	37,700
O 2	Tennessee (-/11)	A	L	19-52	96,173
O 9	Clemson	H	L	10-13	18,600
O 16	Maryland	A	L	18-26	31,487
O 23	Wake Forest	A	W	21-13	20,123
O 30	Georgia Tech	H	L	14-47	30,470
N 6	N.C. State (-/22)	H	W	21-20	15,200
N 26	North Carolina (-/13)	A	L	24-38	50,000

1994*Hall of Fame Bowl***Overall Record:** 8-4**ACC:** 5-3 (t3rd)**Head Coach:** Fred Goldsmith**Captains:** Zaid Abdul-Aleem, Robert Baldwin & Matt Williams

S 3	Maryland	H	W	49-16	20,831
S 10	East Carolina	H	W	13-10	36,420
S 15	Army	H	W	43-7	24,342
S 24	Georgia Tech	A	W	27-12	40,107
O 1	Navy	A	W	47-14	25,579
O 15	Clemson (25/-)	H	W	19-13	29,432
O 22	Wake Forest (20/-)	A	W	51-26	21,445
O 29	Florida State (16/9)	A	L	20-59	73,889
N 5	Virginia (23/13)	H	W	28-25	33,941
N 12	N.C. State (19/-)	A	L	23-24	53,900
N 19	North Carolina (25/-)	H	L	40-41	40,103
J 2	Wisconsin (25/-)	N ²²	L	20-34	61,384

1995**Overall Record:** 3-8**ACC:** 1-7 (8th)**Head Coach:** Fred Goldsmith**Captains:** Spence Fischer & Jon Merrill

S 2	Florida State (-/1)	N ²⁵	L	26-70	51,200
S 9	Rutgers	H	W	24-14	25,400
S 16	Army	A	W	23-21	33,031
S 23	Maryland (-/24)	A	L	28-41	41,013
S 30	Navy	H	L	9-30	29,400
O 7	Georgia Tech	H	L	21-37	20,110
O 14	Virginia (-/19)	A	L	30-44	40,200
O 21	N.C. State	H	L	38-41	24,117
O 28	Wake Forest	H	W	42-26	31,752
N 11	Clemson (-/24)	A	L	17-34	63,000
N 18	North Carolina	A	L	24-28	47,000

1996**Overall Record:** 0-11**ACC:** 0-8 (9th)**Head Coach:** Fred Goldsmith**Captains:** Gerald Ford, Billy Granville & John Krueger

S 7	Florida State (-/3)	A	L	7-44	70,181
S 14	Northwestern	H	L	13-38	29,321
S 21	Army	A	L	17-35	36,049
S 26	Georgia Tech	A	L	22-48	44,145
O 5	Navy	A	L	27-64	31,365
O 12	Clemson	H	L	6-13	23,586
O 26	Maryland	H	L	19-22	18,751
N 2	Virginia (-/16)	H	L	3-27	28,276
N 9	N.C. State	A	L	22-44	47,200
N 16	Wake Forest	A	L	16-17	17,842
N 23	North Carolina (-/13)	H	L	10-27	30,264

1997**Overall Record:** 2-9**ACC:** 0-8 (9th)**Head Coach:** Fred Goldsmith**Captains:** Chike Egbuniwe & Jeff Hodrick

S 6	N.C. State	H	L	14-45	33,214
S 13	Northwestern	A	L	20-24	36,225
S 20	Army	H	W	20-17	21,748
S 27	Navy	H	W	26-17	17,370
O 4	Maryland	A	L	10-16	23,206
O 11	Florida State (-/4)	H	L	27-51	21,557
O 18	Virginia	A	L	10-13	36,600
O 25	Wake Forest	H	L	24-38	28,276
N 8	Clemson	A ^{OT}	L	20-29	61,500
N 15	Georgia Tech	H	L	38-41	22,638
N 22	North Carolina (-/8)	A	L	14-50	53,500

1998**Overall Record:** 4-7**ACC:** 2-6 (t6th)**Head Coach:** Fred Goldsmith**Captains:** Lennie Friedman, Dawud Rasheed & Eric Scanlan

S 5	Western Carolina	H	W	24-10	22,460
S 12	Northwestern	A	W	44-10	40,178
S 19	Florida State (-/11)	A	L	13-62	80,032
S 26	Virginia (-/11)	H	L	0-24	24,380
O 3	Georgia Tech	A	L	13-41	35,724
O 10	Wake Forest	A	W	19-16	22,037
O 17	N.C. State	A	L	24-27	50,200
O 24	Clemson	H	W	28-23	30,630
O 31	Vanderbilt	A ^{20T}	L	33-36	27,214
N 14	Maryland	H	L	25-42	15,272
N 21	North Carolina	H	L	6-28	25,740

1999**Overall Record:** 3-8**ACC:** 3-5 (t6th)**Head Coach:** Carl Franks**Captains:** Chris Combs, Eric Jones,
Scottie Montgomery & Austin Smithwick

S 11	East Carolina	A	L	9-27	42,052
S 18	Northwestern	H ^{OT}	L	12-15	18,720
S 25	Vanderbilt	H	L	14-31	20,483
O 2	Florida State (-/1)	N ²¹	L	23-51	37,310
O 9	Virginia	A ^{20T}	W	24-17	43,600
O 16	Georgia Tech (-/8)	H	L	31-38	16,648
O 23	N.C. State	H ^{OT}	L	24-31	26,179
O 30	Maryland	A	W	25-22	30,222
N 6	Clemson	A	L	7-58	75,000
N 13	Wake Forest	H	W	48-35	29,457
N 20	North Carolina	A	L	0-38	35,000

2000**Overall Record:** 0-11**ACC:** 0-8 (9th)**Head Coach:** Carl Franks**Captains:** Troy Andrew, Troy Austin,
Todd DeLamielleure & Spencer Romine

S 2	East Carolina	H	L	0-38	30,224
S 9	Northwestern	A	L	5-38	23,209
S 16	Virginia	H	L	10-26	18,776
S 23	Vanderbilt	A	L	7-26	35,391
S 30	Clemson (-/7)	H	L	22-52	16,872
O 14	Florida State (-/7)	A	L	14-63	80,280
O 21	Georgia Tech	A	L	10-45	36,908
O 28	Maryland	H	L	9-20	20,033
N 4	Wake Forest	A	L	26-28	19,224
N 11	N.C. State	A	L	31-35	51,680
N 18	North Carolina	H	L	21-59	24,673

2001**Overall Record:** 0-11**ACC:** 0-8 (9th)**Head Coach:** Carl Franks**Captains:** Ben Erdeljac, Ronnie Hamilton, Mike Hart & Nate Kroll

S 1	Florida State (-/6)	H	L	13-55	23,312
S 8	Rice	A	L	13-15	17,745
S 22	Northwestern (-/16)	H	L	7-44	18,427
S 29	Virginia	A	L	10-31	54,653
O 6	Georgia Tech (-/17)	H	L	10-37	10,431
O 13	Wake Forest	H	L	35-42	10,835
O 20	Maryland (-/12)	A	L	17-59	43,528
O 27	Vanderbilt	H	L	28-42	18,332
N 3	N.C. State	H	L	31-55	35,206
N 17	North Carolina	A	L	17-52	52,000
D 1	Clemson	A	L	31-59	72,000

NOTE: The Duke-Clemson game was originally scheduled for September 15, but was shifted to December 1 following the series of attacks on the United States on September 11.

2002**Overall Record:** 2-10**ACC:** 0-8 (9th)**Head Coach:** Carl Franks**Captains:** Ryan Fowler, Jamyon Small & Drew Strojny

A 31	East Carolina	H	W	23-16	23,276
S 7	Louisville	H	L	3-40	25,486
S 14	Northwestern	A	L	21-26	22,910
S 21	Florida State (-/5)	A	L	17-48	82,397
S 28	Navy	A	W	43-17	31,647
O 5	Virginia	H	L	22-27	17,638
O 12	Wake Forest	A	L	10-36	25,856
O 19	N.C. State (-/13)	A	L	22-24	51,500
O 26	Maryland	H	L	12-45	23,451
N 2	Clemson	H	L	31-34	16,479
N 16	Georgia Tech	A	L	2-17	41,335
N 23	North Carolina	H	L	21-23	33,002

2003**Overall Record:** 4-8**ACC:** 2-6 (8th)**Head Coach:** Carl Franks**Captains:** Ryan Fowler, Terrell Smith, Drew Strojny & Alex Wade

A 30	Virginia (-/18)	A	L	0-27	61,737
S 6	Western Carolina	H	W	29-3	18,022
S 13	Rice	H ^{OT}	W	27-24	18,742
S 20	Northwestern	H	L	10-28	21,143
S 27	Florida State (-/6)	H	L	7-56	24,370
O 11	Maryland	A	L	20-33	50,084
O 18	Wake Forest	H	L	13-42	17,314
O 25	N.C. State	H	L	21-28	27,614
N 1	Tennessee (-/19)	A	L	6-23	104,772
N 8	Georgia Tech	H	W	41-17	12,976
N 15	Clemson	A	L	7-40	70,000
N 22	North Carolina	A	W	30-22	48,000

NOTE: Ted Roof served as interim head coach for the final five games of the 2003 season.

2004**Overall Record:** 2-9**ACC:** 1-7 (t10th)**Head Coach:** Ted Roof**Captains:** Giuseppe Aganno, Phillip Alexander,
Chris Dapolito & Kenneth Stanford

S 4	Navy	A	L	12-27	29,027
S 11	Connecticut	A	L	20-22	40,000
S 18	Virginia Tech	A	L	17-41	65,115
S 25	Maryland (-/23)	H	L	21-55	16,298
O 2	The Citadel	H	W	28-10	16,814
O 16	Georgia Tech	A	L	7-24	46,856
O 23	Virginia (-/14)	H	L	16-37	24,157
O 30	Wake Forest	A	L	22-24	25,762
N 6	Florida State (-/13)	A	L	7-29	80,598
N 13	Clemson	H	W	16-13	24,714
N 20	North Carolina	H	L	17-40	30,541

2005**Overall Record:** 1-10**ACC:** 0-8 (6th/Coastal)**Head Coach:** Ted Roof**Captains:** Phillip Alexander, Brendan Dewan & Ronnie Elliott

S 3	East Carolina	A	L	21-24	35,107
S 10	Virginia Tech (-/7)	H	L	0-45	25,014
S 17	VMI	H	W	40-14	10,126
S 24	Virginia (-/23)	A	L	7-38	61,021
O 1	Navy	H	L	21-28	15,246
O 8	Miami (-/9)	A	L	7-52	40,315
O 15	Georgia Tech	H	L	10-35	17,451
O 22	Florida State (-/11)	H	L	24-55	21,731
O 29	Wake Forest	H	L	6-44	15,347
N 3	Clemson	A	L	20-49	77,000
N 19	North Carolina	A	L	21-24	50,000

2006

Overall Record: 0-12 **ACC:** 0-8 (6th/Coastal)
Head Coach: Ted Roof
Captains: Casey Camero, Eli Nichols & John Talley

S 2	Richmond	H	L	0-13	27,546
S 9	Wake Forest	A	L	13-14	26,071
S 16	Virginia Tech (-/14)	A	L	0-36	66,233
S 30	Virginia	H	L	0-37	19,241
O 7	Alabama	A	L	14-30	92,138
O 14	Florida State	H	L	24-51	17,525
O 21	Miami	H	L	15-20	16,291
O 28	Vanderbilt	H	L	28-45	14,198
N 4	Navy	H	L	13-38	17,782
N 11	Boston College (-/22)	A	L	7-28	42,326
N 18	Georgia Tech (-/18)	A	L	21-49	46,768
N 25	North Carolina	H	L	44-45	24,478

2007

Overall Record: 1-11 **ACC:** 0-8 (6th/Coastal)
Head Coach: Ted Roof
Captains: Patrick Bailey, Chris Davis, Matt Rumsey & Jomar Wright

S 1	Connecticut	H	L	14-45	17,251
S 8	Virginia	A	L	13-24	58,554
S 15	Northwestern	A	W	20-14	23,716
S 22	Navy	A	L	43-46	31,278
S 29	Miami	A	L	14-24	30,614
O 6	Wake Forest	H	L	36-41	20,134
O 13	Virginia Tech (-/12)	H	L	14-43	23,691
O 27	Florida State	A	L	6-25	79,159
N 3	Clemson (-/25)	H	L	10-47	20,457
N 10	Georgia Tech	H	L	24-41	18,788
N 17	Notre Dame	A	L	7-28	80,975
N 24	North Carolina	A ^{OT}	L	14-20	52,000

2008

Overall Record: 4-8 **ACC:** 1-7 (6th/Coastal)
Head Coach: David Cutcliffe
Captains: Greg Akinbiyi, Re'quan Boyette, Cameron Goldberg, Eron Riley, Vincent Rey, Tielor Robinson, Michael Tauliili & Glenn Williams

A 30	James Madison	H	W	31-7	32,571
S 6	Northwestern	H	L	20-24	23,614
S 13	Navy	H	W	41-31	25,082
S 27	Virginia	H	W	31-3	25,527
O 4	Georgia Tech	A	L	0-27	46,104
O 18	Miami	H	L	31-49	32,011
O 25	Vanderbilt	A	W	10-7	38,270
N 1	Wake Forest	A ^{OT}	L	30-33	32,226
N 8	N.C. State	H	L	17-27	31,964
N 15	Clemson	A	L	7-31	74,272
N 22	Virginia Tech	A	L	3-14	66,233
N 29	North Carolina	H	L	20-28	30,322

2009

Overall Record: 5-7 **ACC:** 3-5 (5th/Coastal)
Head Coach: David Cutcliffe
Captains: Thaddeus Lewis & Vincent Rey

S 5	Richmond	H	L	16-24	33,311
S 12	Army	A	W	35-19	25,698
S 19	Kansas (-/22)	A	L	16-44	50,101
S 26	N.C. Central	H	W	49-14	26,390
O 3	Virginia Tech (-/6)	H	L	26-34	26,211
O 10	N.C. State	A	W	49-28	56,452
O 24	Maryland	H	W	17-13	24,650
O 31	Virginia	A	W	28-17	41,713
N 7	North Carolina	A	L	6-19	59,750
N 14	Georgia Tech (-/7)	H	L	10-49	25,899
N 21	Miami (-/20)	A	L	16-34	38,200
N 28	Wake Forest	H	L	34-45	21,420

2010

Overall Record: 3-9 **ACC:** 1-7 (15th/Coastal)
Head Coach: David Cutcliffe
Captains: Abraham Kromah, Bryan Morgan & Chris Rwabukamba

S 4	Elon	H	W	41-27	33,941
S 11	Wake Forest	A	L	48-54	31,673
S 18	Alabama (-/1)	H	L	13-62	39,042
S 25	Army	H	L	21-35	28,289
O 2	Maryland	A	L	16-21	39,106
O 16	Miami	H	L	13-28	25,911
O 23	Virginia Tech (-/23)	A	L	7-44	66,233
O 30	Navy	A	W	34-31	34,117
N 6	Virginia	H	W	55-48	22,741
N 13	Boston College	H	L	16-21	21,420
N 20	Georgia Tech	A	L	20-30	42,110
N 27	North Carolina	H	L	19-24	30,904

2011

Overall Record: 3-9 **ACC:** 1-7 (6th/Coastal)
Head Coach: David Cutcliffe
Captains: Matt Daniels, Charlie Hatcher, Kyle Hill & Sean Renfree

S 3	Richmond	H	L	21-23	32,741
S 10	Stanford (-/6)	H	L	14-44	24,785
S 17	Boston College	A	W	20-19	35,812
S 24	Tulane	H	W	48-27	20,138
O 1	FIU	A	W	31-27	22,682
O 15	Florida State	H	L	16-41	24,687
O 22	Wake Forest	H	L	23-24	22,258
O 29	Virginia Tech (-/15)	H	L	10-14	27,392
N 5	Miami	A	L	14-49	62,053
N 12	Virginia	A	L	21-31	45,733
N 19	Georgia Tech	H	L	31-38	18,747
N 26	North Carolina	A	L	21-37	58,500

2012

Overall Record: 6-7 **ACC:** 3-5 (5th/Coastal) *Belk Bowl*
Head Coach: David Cutcliffe
Captains: Walt Canty, Ross Cockrell, Sean Renfree & Conner Vernon

S 1	FIU	H	W	46-26	31,117
S 8	Stanford (-/25)	A	L	13-50	44,016
S 15	N.C. Central	H	W	54-17	22,829
S 22	Memphis	H	W	38-14	23,658
S 29	Wake Forest	A	W	34-27	28,743
O 6	Virginia	H	W	42-17	26,856
O 13	Virginia Tech	A	L	20-41	65,632
O 20	North Carolina	H	W	33-30	33,941
O 27	Florida State (-/11)	A	L	7-48	71,467
N 3	Clemson (-/10)	H	L	20-56	31,894
N 17	Georgia Tech	A	L	24-42	41,904
N 24	Miami	H	L	45-52	26,895
D 27	Cincinnati	N ⁸	L	34-48	48,128

2013

Overall Record: 10-4 **ACC:** 6-2 (1st/Coastal) *ACC Coastal Division Champions • Chick-fil-A Bowl*
Final National Ranking: 22nd (USA Today/Coaches); 23rd (AP); 24th (BCS)
Head Coach: David Cutcliffe
Captains: Anthony Boone, Ross Cockrell, Justin Foxx, Dave Harding & Juwan Thompson

A 31	N.C. Central	H	W	45-0	22,521
S 7	Memphis	A	W	28-14	44,237
S 14	Georgia Tech	H	L	14-38	21,267
S 21	Pittsburgh	H	L	55-58	22,714
S 28	Troy	H	W	38-31	30,126
O 12	Navy	H	W	35-7	23,749
O 19	Virginia	A	W	35-22	39,071
O 26	Virginia Tech (-/16)	A	W	13-10	63,326
N 9	N.C. State	H	W	38-20	32,010
N 16	Miami (-/24)	H	W	48-30	30,044
N 23	Wake Forest (25/-)	A	W	28-21	28,463
N 30	North Carolina (24/-)	A	W	27-25	62,000
D 7	Florida State (20/1)	N ⁸	L	7-45	67,694
D 31	Texas A&M (22/20)	N ⁴	L	48-52	67,946

2014

Overall Record: 9-4 **ACC:** 5-3 (2nd/Coastal) *Hyundai Sun Bowl*
Head Coach: David Cutcliffe
Captains: Anthony Boone, Kelby Brown, Jeremy Cash, Jamison Crowder & Laken Tomlinson

A 30	Elon	H	W	52-13	31,213
S 6	Troy	A	W	34-17	21,331
S 13	Kansas	H	W	41-3	25,203
S 20	Tulane	H	W	47-13	20,197
S 27	Miami	A	L	10-22	44,559
O 11	Georgia Tech (-/22)	A	W	31-25	44,281
O 18	Virginia	H	W	20-13	28,131
N 1	Pittsburgh (24/-)	A ²⁰¹	W	51-48	39,293
N 8	Syracuse (22/-)	A	W	27-10	39,331
N 15	Virginia Tech (19/-)	H	L	16-17	30,107
N 20	North Carolina	H	L	20-45	33,941
N 29	Wake Forest	H	W	41-21	22,247
D 27	Arizona State (-/15)	N ²⁶	L	31-36	47,809

2015

Overall Record: 8-5 **ACC:** 4-4 (4th/Coastal) *New Era PinStripe Bowl*
Head Coach: David Cutcliffe
Captains: Jeremy Cash & Matt Skura

S 3	Tulane	A	W	37-7	25,470
S 12	N.C. Central	H	W	55-0	33,941
S 19	Northwestern (-/23)	H	L	10-19	24,127
S 26	Georgia Tech (-/20)	H	W	34-20	20,101
O 3	Boston College	H	W	9-7	20,009
O 10	Army West Point	A	W	44-3	39,712
O 24	Virginia Tech (23/-)	A ⁴⁰⁷	W	45-43	63,257
O 31	Miami (22/-)	H	L	27-30	30,143
N 7	North Carolina (-/21)	A	L	31-66	60,000
N 14	Pittsburgh	H	L	13-31	30,241
N 21	Virginia	A	L	34-42	35,178
N 28	Wake Forest	A	W	27-21	26,435
D 26	Indiana	N ^{15 OT}	W	44-41	37,218

2016

Overall Record: 4-8 **ACC:** 1-7 (16th/Coastal)
Head Coach: David Cutcliffe
Captains: Jela Duncan, DeVon Edwards, Thomas Sirk & A.J. Wolf

S 3	N.C. Central	H	W	49-6	35,049
S 10	Wake Forest	H	L	14-24	21,077
S 17	Northwestern	A	L	13-24	34,464
S 24	Notre Dame	A	W	38-35	80,795
O 1	Virginia	H	L	20-34	25,201
O 8	Army West Point	H	W	13-6	20,613
O 14	Louisville (-/7)	A	L	14-24	55,121
O 29	Georgia Tech	A	L	35-38	43,886
N 5	Virginia Tech (-/23)	H	L	21-24	38,217
N 10	North Carolina (-/15)	H	W	28-27	39,212
N 19	Pittsburgh	A	L	14-56	35,425
N 26	Miami	A	L	21-40	57,396

2017

Overall Record: 7-6 **ACC:** 3-5 (4th/Coastal) *Quick Lane Bowl*
Head Coach: David Cutcliffe
Captains: Austin Davis, Bryon Fields Jr., Daniel Jones & Mike Ramsay

S 2	N.C. Central	H	W	60-7	30,477
S 9	Northwestern	H	W	41-17	20,241
S 16	Baylor	H	W	34-20	26,714
S 23	North Carolina	A	W	27-17	59,000
S 30	Miami (-/14)	H	L	6-31	36,314
O 7	Virginia	A	L	21-28	38,638
O 14	Florida State	H	L	10-17	31,073
O 21	Pittsburgh	H	L	17-24	22,621
O 28	Virginia Tech (-/13)	A	L	3-24	60,914
N 11	Army West Point	A	L	16-21	38,851
N 18	Georgia Tech	H	W	43-20	20,141
N 25	Wake Forest	A	W	31-23	27,016
D 26	Northern Illinois	N ²⁷	W	36-14	20,211

2018*Walk-On's Independence Bowl***Overall Record:** 8-5 **ACC:** 3-5 (6th/Coastal)**Head Coach:** David Cutcliffe**Captains:** Joe Giles-Harris, Ben Humphreys,
Daniel Jones & Johnathan Lloyd

A 31	Army West Point	H	W	34-14	26,017
S 8	Northwestern	A	W	21-7	40,654
S 15	Baylor	A	W	40-27	40,442
S 22	N.C. Central	H	W	55-13	25,132
S 29	Virginia Tech (22/-)	H	L	14-31	32,177
O 13	Georgia Tech	A	W	28-14	41,709
O 20	Virginia	H	L	14-28	20,277
O 27	Pittsburgh	A	L	45-54	31,510
N 3	Miami	A	W	20-12	62,754
N 10	North Carolina	H	W	42-35	35,493
N 17	Clemson (-/2)	A	L	6-35	81,313
N 24	Wake Forest	H	L	7-59	20,782
D 27	Temple	N ²⁸	W	56-27	27,492

2019**Overall Record:** 5-7 **ACC:** 3-5 (6th/Coastal)**Head Coach:** David Cutcliffe**Captains:** Zach Baker, Edgar Cerenord, Quentin Harris,
Tre Hornbuckle, Koby Quansah & Dylan Singleton

A 31	Alabama (-/2)	N ⁴	L	3-42	71,916
S 7	North Carolina A&T	H	W	45-13	38,313
S 14	Middle Tennessee	A	W	41-18	19,852
S 27	Virginia Tech	A	W	45-10	59,537
O 5	Pittsburgh	H	L	30-33	22,610
O 12	Georgia Tech	H	W	41-23	21,741
O 19	Virginia	A	L	14-48	52,847
O 26	North Carolina	A	L	17-20	50,500
N 9	Notre Dame (-/15)	H	L	7-38	40,004
N 16	Syracuse	H	L	6-49	16,286
N 23	Wake Forest	A	L	27-39	24,130
N 30	Miami	H	W	27-17	15,913

2020*One ACC Division Due to COVID-19 Pandemic***Overall Record:** 2-9 **ACC:** 1-9 (T-14th)**Head Coach:** David Cutcliffe**Captains:** Michael Carter II, Noah Gray, Deon Jackson,
Chris Rumph II & Jack Wohlabaugh

S 12	Notre Dame (-/10)	A	L	13-27	10,097
S 19	Boston College	H	L	6-26	0
S 26	Virginia	A	L	20-38	1,000
O 3	Virginia Tech	H	L	31-38	0
O 10	Syracuse	A	W	38-24	0
O 17	NC State	A	L	20-31	4,032
O 31	Charlotte	H	W	53-19	0
N 7	North Carolina	H	L	24-56	0
N 28	Georgia Tech	A	L	33-56	11,000
D 5	Miami (-/9)	H	L	0-48	0
D 12	Florida State	A	L	35-56	14,872

2021**Overall Record:** 3-9 **ACC:** 0-8 (7th/Coastal)**Head Coach:** David Cutcliffe**Captains:** Jake Bobo, DeWayne Carter, Gunnar Holmberg
& Leonard Johnson

S 3	Charlotte	A	L	28-31	14,125
S 10	North Carolina A&T	H	W	45-17	18,091
S 18	Northwestern	H	W	30-23	12,323
S 25	Kansas	H	W	52-33	19,128
O 2	North Carolina	A	L	7-38	45,812
O 9	Georgia Tech	H	L	27-31	11,849
O 16	Virginia	A	L	0-48	38,489
O 30	Wake Forest (-/13)	A	L	7-45	31,613
N 6	Pittsburgh	H	L	29-54	20,693
N 13	Virginia Tech	A	L	17-48	56,730
N 18	Louisville	H	L	22-62	8,493
N 27	Miami	H	L	10-47	17,391

NEUTRAL SITE KEY

N ¹	Raleigh, N.C.	N ¹⁵	New York, N.Y.
N ²	Richmond, Va.	N ¹⁶	New Orleans, La.
N ³	Columbia, S.C.	N ¹⁷	Washington, D.C.
N ⁴	Atlanta, Ga.	N ¹⁸	Roanoke, Va.
N ⁵	Lynchburg, Va.	N ¹⁹	Miami, Fla.
N ⁶	Rocky Mount, N.C.	N ²⁰	Dallas, Texas
N ⁷	Greensboro, N.C.	N ²¹	Jacksonville, Fla.
N ⁸	Charlotte, N.C.	N ²²	Tampa, Fla.
N ⁹	Norfolk, Va.	N ²³	Birmingham, Ala.
N ¹⁰	Goldsboro, N.C.	N ²⁴	Tokyo, Japan
N ¹¹	Buffalo, N.Y.	N ²⁵	Orlando, Fla.
N ¹²	Winston-Salem, N.C.	N ²⁶	El Paso, Texas
N ¹³	Pasadena, Calif.	N ²⁷	Detroit, Mich.
N ¹⁴	Baltimore, Md.	N ²⁸	Shreveport, La.

SERIES LEDGERS

Alabama (1-4)

1945	N	W	29-26
1972	A	L	12-35
2006	A	L	14-30
2010	H	L	13-62
2019	N	L	3-42

Arizona State (0-1)

2014	N	L	31-36
------	---	---	-------

Arkansas (1-0)

1960	N	W	7-6
------	---	---	-----

Army West Point (14-11-1)

1944	N	L	7-27
1945	N	L	13-48
1946	N	L	0-19
1953	N	L	13-14
1954	H	L	14-28
1959	H	L	6-21
1964	A	W	6-0
1967	A	W	10-7
1968	A	L	25-57
1974	H	W	33-14
1975	A	W	21-10
1979	A	T	17-17
1984	A	L	9-13
1989	H	W	35-29
1990	A	W	17-16
1993	H	W	42-21
1994	H	W	43-7
1995	A	W	23-21
1996	A	L	17-35
1997	H	W	20-17
2009	A	W	35-19
2010	H	L	21-35
2015	A	W	44-3
2016	H	W	13-6
2017	A	L	16-21
2018	H	W	34-14

Auburn (3-3)

1892	A	W	34-6
1932	A	L	7-18
1933	H	W	13-7
1934	A	W	13-6
1935	H	L	0-7
1980	A	L	28-35

Baylor (3-0)

1958	H	W	12-7
2017	H	W	34-20
2018	A	W	40-27

Boston College (3-5)

1927	A	W	25-9
1928	A	L	0-19
1929	A	L	12-20
2006	A	L	7-28
2010	H	L	16-21
2011	A	W	20-19
2015	H	W	9-7
2020	H	L	6-26

California (1-0-1)

1962	H	W	21-7
1963	A	T	22-22

Charlotte (1-1)

2020	H	W	53-19
2021	A	L	28-31

Cincinnati (0-1)

2012	N	L	34-48
------	---	---	-------

The Citadel (2-0)

1988	H	W	41-17
2004	H	W	28-10

Clemson (16-37-1)

1934	H	W	20-6
1935	H	W	38-12
1936	H	W	25-0
1957	H	W	7-6
1959	A	L	0-6

1960	H	W	21-6
------	---	---	------

1961	H	L	7-17
1962	A	W	16-0
1963	H	W	35-30
1965	H	L	2-3
1966	A	L	6-9
1967	H	L	7-13
1968	A	L	22-39
1969	H	W	34-27
1970	A	W	21-10
1971	N	L	0-3
1972	A	W	7-0
1973	H	L	8-24
1974	A	L	13-17
1975	H	W	25-21
1976	A	T	18-18
1977	H	L	11-17
1978	A	L	8-28
1979	H	L	10-28
1980	A	W	34-17
1981	H	L	10-38
1982	A	L	14-49
1983	H	L	31-38
1984	A	L	21-54
1985	H	L	9-21
1986	A	L	3-35
1987	A	L	10-17
1988	A	L	17-49
1989	H	W	21-17
1990	A	L	7-26
1991	N	L	21-33
1992	A	L	6-21
1993	H	L	10-13
1994	H	W	19-13
1995	A	L	17-34
1996	H	L	6-13
1997 ^{OT}	A	L	20-29
1998	H	W	28-23
1999	A	L	7-58
2000	H	L	22-52
2001	A	L	31-59
2002	H	L	31-34
2003	A	L	7-40
2004	H	W	16-13
2005	A	L	20-49
2007	H	L	10-47
2008	A	L	7-31
2012	H	L	20-56
2018	A	L	6-35

Colgate (9-0)

1936	H	W	6-0
1937	A	W	13-0
1938	N	W	7-0
1939	H	W	37-0
1940	A	W	13-0
1941	H	W	27-14
1942	N	W	34-0
1987	H	W	41-6
1991	H	W	42-14

Columbia (0-1)

1926	A	L	0-24
------	---	---	------

Connecticut (0-2)

2004	A	L	20-22
2007	H	L	14-45

Davidson (16-4-1)

1922	W	12-0	
1923	N	W	18-6
1924	H	L	13-20
1925	A	L	0-26
1926	H	L	0-20
1927	A	W	48-7
1928	H	W	33-0
1929	A	L	12-13
1930	H	W	12-0
1931	A	T	0-0
1932	H	W	13-0
1933	A	W	19-7
1934	A	W	20-0
1935	A	W	26-7
1936	N	W	13-0
1937	A	W	34-6

1938	H	W	27-0
------	---	---	------

1939	A	W	26-6
1940	A	W	46-13
1941	A	W	56-0
1942	N	W	21-0

East Carolina (5-5)

1977	H	L	16-17
1979	H	W	28-14
1980	H	L	10-35
1981	H	W	24-14
1992	H	W	45-14
1994	H	W	13-10
1999	A	L	9-27
2000	H	L	0-38
2002	H	W	23-16
2005	A	L	21-24

Elon (7-0-1)

1920	W	13-6	
1921	H	T	0-0
1923	N	W	39-0
1924	H	W	54-0
1925	A	W	6-0
1926	H	W	32-0
2010	H	W	41-27
2014	H	W	52-13

Emory & Henry (2-0)

1920	W	7-0	
1921	A	W	7-0

Florida (2-3)

1962	N	W	28-21
1970	N	L	19-21
1971	N	W	12-6
1974	A	L	13-30
1975	A	L	16-24

FIU (2-0)

2011	A	W	31-27
2012	H	W	46-26

Florida State (0-21)

1992	A	L	21-48
1993	H	L	7-45
1994	A	L	20-59
1995	N	L	26-70
1996	A	L	7-44
1997	H	L	27-51
1998	A	L	13-62
1999	N	L	23-51
2000	A	L	14-63
2001	H	L	13-55
2002	A	L	17-48
2003	H	L	7-56
2004	A	L	7-29
2005	H	L	24-55
2006	H	L	24-51
2007	A	L	6-25
2011	H	L	16-41
2012	A	L	7-48
2013	N	L	7-45
2017	H	L	10-17
2020	A	L	35-56

Furman (1-2)

1891	N	W	96-0
1927	H	L	7-13
1928	A	L	0-6

George Washington (2-0)

1948	H	W	62-0
1949	A	W	35-0

Georgetown (0-1)

1928	A	L	0-35
------	---	---	------

Georgia (0-1)

1986	A	L	7-31
------	---	---	------

Georgia Tech (35-53-1)

1933	A	L	0-6
1934	H	W	20-0
1935	A	L	0-6

1936	H	W	19-6
------	---	---	------

1937	A	W	20-19
1938	H	W	6-0
1939	A	W	7-6
1940	H	W	41-7
1941	A	W	14-0
1942	H	L	7-26
1943	A	W	14-7
1944	H	W	19-13
1945	A	W	14-6
1946	H	L	0-14
1947	A	L	0-7
1948	H	L	7-19
1949	A	W	27-14
1950	H	W	30-21
1951	A	T	14-14
1952	H	L	7-28
1953	A	L	10-13
1954	H	W	21-20
1955	A	L	0-27
1956	H	L	0-7
1957	A	L	0-13
1958	H	L	8-10
1959	A	W	10-7
1960	H	W	6-0
1961	A	L	0-21
1962	H	L	9-20
1963	A	L	6-30
1964	H	L	8-21
1965	A	L	23-35
1966	H	L	7-48
1967	A	L	7-19
1968	H	W	46-30
1969	A	L	7-20
1970	H	L	16-24
1971	A	L	0-21
1972	H	W	20-14
1973	A	L	10-12
1974	H	W	9-0
1975	A	L	6-21
1976	H	W	31-7
1977	A	W	25-24
1978	H	W	28-10
1979	A	L	14-24
1980	H	W	17-12
1981	A	W	38-24
1982	A	W	38-21
1983	H	W	32-26
1984	A	L	3-31
1985	H	L	0-9
1986	A	L	6-34
1987	H	W	48-14
1988	A	W	31-21
1989	H	W	30-19
1990	A	L	31-48
1991	H	L	6-17
1992	A	L	17-20
1993	H	L	14-47
1994	A	W	27-12
1995	H	L	21-37
1996	A	L	22-48
1997	H	L	38-41
1998	A	L	13-41
1999	H	L	31-38
2000	A	L	10-45
2001	H	L	10-37
2002	A	L	2-17
2003	H	W	41-17
2004	A	L	7-24
2005	H	L	10-35
2006	A	L	21-49
2007	H	L	24-41
2008	A	L	0-27
2009	H	L	10-49
2010	A	L	20-30
2011	H	L	31-38
2012	A	L	24-42
2013	H	L	14-38
2014	A	W	31-25
2015	H	W	34-20
2016	A	L	35-38
2017	H	W	43-20
2018	A	W	28-14
2019	H	W	41-23
2020	A	L	33-56

2021	H	L	27-31
------	---	---	-------

Guilford (7-0)

1920	W	20-7	
1921	H	W	2

1978	A	L	8-31
1982	H	L	21-27
1994	A	W	47-14
1995	H	L	9-30
1996	A	L	27-64
1997	H	W	26-17
2002	A	W	43-17
2004	A	L	12-27
2005	H	L	21-28
2006	H	L	13-38
2007	A	L	43-46
2008	H	W	41-31
2010	A	W	34-31
2013	H	W	35-7

Nebraska (1-0)

1954	N	W	34-7
------	---	---	------

New York University (0-0-1)

1921	A	T	7-7
------	---	---	-----

Newberry (1-0)

1923	H	W	20-14
------	---	---	-------

North Carolina (41-63-4)

1888	N	W	16-0
1889 ^{SPRING}	N	W	25-17
1889 ^{FALL}	H	W	1-0
1891	A	W	6-4
1892	A	L	0-24
1893	H	W	6-4
1894	A	L	0-28
1922	A	L	0-20
1923	A	L	6-14
1924	A	L	0-6
1925	H	L	0-41
1926	A	L	0-6
1927	H	L	0-18
1928	A	L	7-14
1929	H	L	7-48
1930	A	T	0-0
1931	H	T	0-0
1932	A	W	7-0
1933	H	W	21-0
1934	A	L	0-7
1935	H	W	25-0
1936	A	W	27-7
1937	H	L	6-14
1938	A	W	14-0
1939	H	W	13-3
1940	A	L	3-6
1941	H	W	20-0
1942	A	T	13-13
1943	H	W	14-7
1943	A	W	27-6
1944	A	W	33-0
1945	H	W	14-7
1946	A	L	7-22
1947	H	L	0-21
1948	A	L	0-20
1949	H	L	20-21
1950	A	W	7-0
1951	H	W	19-7
1952	A	W	34-0
1953	H	W	35-20
1954	A	W	47-12
1955	H	W	6-0
1956	A	W	21-6
1957	H	L	13-21
1958	A	W	7-6
1959	H	L	0-50
1960	A	L	6-7
1961	H	W	6-3
1962	A	W	16-14
1963	H	L	14-16
1964	A	L	15-21
1965	H	W	34-7
1966	A	W	41-25
1967	H	L	9-20
1968	A	L	14-25
1969	H	W	17-13
1970	A	L	34-59
1971	H	L	0-38
1972	A	L	0-14
1973	H	W	27-10
1974	A	L	13-14
1975	H	T	17-17

1976	A	L	38-39
1977	H	L	3-16
1978	A	L	15-16
1979	H	L	16-37
1980	A	L	21-44
1981	H	L	10-31
1982	H	W	23-17
1983	A	L	27-34
1984	H	L	15-17
1985	A	W	23-21
1986	H	L	35-42
1987	A	W	25-10
1988	H	W	35-29
1989	A	W	41-0
1990	H	L	22-24
1991	A	L	14-47
1992	H	L	28-31
1993	A	L	24-38
1994	H	L	40-41
1995	A	L	24-28
1996	H	L	10-27
1997	A	L	14-50
1998	H	L	6-28
1999	A	L	0-38
2000	H	L	21-59
2001	A	L	17-52
2002	H	L	21-23
2003	A	W	30-22
2004	H	L	17-40
2005	A	L	21-24
2006	H	L	44-45
2007 ^{OT}	A	L	14-20
2008	H	L	20-28
2009	A	L	6-19
2010	H	L	19-24
2011	A	L	21-37
2012	H	W	33-30
2013	A	W	27-25
2014	H	L	20-45
2015	A	L	31-66
2016	H	W	28-27
2017	A	W	27-17
2018	H	W	42-35
2019	A	L	17-20
2020	H	L	24-56
2021	A	L	7-38

N.C. A&T (2-0)

2019	H	W	45-13
2021	H	W	45-17

N.C. Central (7-0)

2009	H	W	49-14
2012	H	W	54-17
2013	H	W	45-0
2015	H	W	55-0
2016	H	W	49-6
2017	H	W	60-7
2018	H	W	55-13

N.C. State (41-37-5)

1924	A	L	0-14
1925	H	L	0-13
1926	A	L	19-26
1927	H	L	18-20
1928	A	W	14-12
1929	H	W	19-12
1930	A	W	18-0
1931	H	L	0-14
1932	A	L	0-6
1933	H	W	7-0
1934	H	W	32-0
1935	A	W	7-0
1936	H	W	13-0
1937	A	W	20-7
1938	H	W	7-0
1939	A	W	28-0
1940	H	W	42-6
1941	A	W	55-6
1942	H	W	47-0
1943	A	W	75-0
1945	H	W	26-13
1946	A	L	6-13
1947	H	W	7-0
1948	A	T	0-0
1949	H	W	14-13
1950	A	W	7-0

1951	H	W	27-21
1952	A	W	57-0
1953	H	W	31-0
1954	A	W	21-7
1955	A	W	33-7
1956	H	W	42-0
1957	A	T	14-14
1958	H	W	20-13
1959	A	W	17-15
1960	H	W	17-13
1961	A	W	17-6
1962	H	W	21-14
1963	A	L	7-21
1964	H	W	35-3
1965	A	L	0-21
1966	H	L	7-33
1967	A	L	7-28
1968	H	L	15-17
1969	A	T	25-25
1970	A	W	22-6
1971	H	W	41-13
1972	A	L	0-17
1973	H	L	3-21
1974	A	L	21-35
1975	H	T	21-21
1976	A	W	28-14
1977	H	L	32-37
1978	A	L	10-24
1979	H	L	7-28
1980	A	L	21-38
1981	H	W	17-7
1982	A	L	16-21
1983	H	W	27-26
1984	A	W	16-13
1985	H	W	31-19
1986	A	L	15-29
1987	H	L	45-47
1988	A	T	43-43
1989	H	W	35-26
1990	A	L	0-16
1991	H	L	31-32
1992	A	L	27-45
1993	H	W	21-20
1994	A	L	23-24
1995	H	L	38-41
1996	A	L	22-44
1997	H	L	14-45
1998	A	L	24-27
1999 ^{OT}	H	L	24-31
2000	A	L	31-35
2001	H	L	31-55
2002	A	L	22-24
2003	H	L	21-28
2008	H	L	17-27
2009	A	W	49-28
2013	H	W	38-20
2020	A	L	20-31

Northern Illinois (1-0)

2017	N	W	36-17
------	---	---	-------

Northwestern (11-10)

1985	H	W	40-17
1986	A	W	17-6
1987	H	W	31-16
1988	A	W	31-21
1989	H	W	41-31
1990	A	W	27-24
1996	H	L	13-38
1997	A	L	20-24
1998	A	W	44-10
1999 ^{OT}	H	L	12-15
2000	A	L	5-38
2001	H	L	7-44
2002	A	L	21-26
2003	H	L	10-28
2007	A	W	20-14
2008	H	L	20-24
2015	H	L	10-19
2016	A	L	13-24
2017	H	W	41-17
2018	A	W	21-7
2021	H	W	30-23

Notre Dame (2-5)

1958	A	L	7-9
1961	H	W	37-13

1966	A	L	0-64
2007	A	L	7-28
2016	A	W	38-35
2019	H	L	7-38
2020	A	L	13-27

Oglethorpe (1-0)

1922	W	7-6
------	---	-----

Ohio State (1-3)

1955	A	W	20-14
1959	A	L	13-14
1970	A	L	10-34
1981	A	L	13-34

Ohio University (2-0)

1985	H	W	34-13
1986	H	W	22-7

Oklahoma (0-1)

1957	N	L	21-48
------	---	---	-------

Oregon State (0-1)

1941	H	L	16-20
------	---	---	-------

Pennsylvania (1-1)

1944	A	L	7-18
1954	A	W	52-0

Pittsburgh (9-16)

1929	H	L	7-52
1937	H	L	0-10
1938	H	W	7-0
1939	A	L	13-14
1940	H	W	12-7
1941	A	W	27-14
1942	A	W	28-0
1950	H	W	28-14
1951	A	W	19-14
1955	H	L	7-26
1956	N	L	14-27
1959	A	L	0-12
1965	H	W	21-13
1966	A	W	14-7
1969	H	L	12-14
1975	A	L	0-14
1976	H	L	31-44
2013	H	L	55-58
2014 ^{2OT}	A	W	51-48
2015	H	L	13-31
2016	A	L	14-56
2017	H	L	17-24
2018	A	L	45-54
2019	H	L	30-33
2021	H	L	29-54

Presbyterian (0-0-1)

1922	T	6-6
------	---	-----

Purdue (2-1-1)

1953	H	W	20-14
1954	A	T	13-13
1973	A	L	7-27
1974	H	W	16-14

Randolph Macon (3-0)

1921	H	W	6-0
1922	W	25-12	
1923	W	54-0	

Rice (5-1)

1957	A	W	7-6
1959	H	W	24-7
1965	A	W	41-21
1992	H	W	17-12
2001	A	L	13-15
2003 ^{OT}	H	W	27-24

Richmond (9-4)

1924	A	W	14-0
1925	H	W	10-0
1926	A	L	7-9
1927	H	W	72-0
1943	H	W	61-0
1944	H	W	61-7
1946	H	W	41-0
1949	H	W	67-0

1950	A
------	---

1966	H	W	27-8
1967	A	W	13-6
1968	H	L	20-50
1969	A	L	0-10
1970	H	W	17-7
1971	A	W	28-0
1972	H	W	37-13
1973	A	L	3-7
1974	H	W	27-7
1975	H	W	26-11
1976	A	W	21-6
1977	A	W	31-7
1978	H	W	20-13
1979	A	L	12-30
1980	H	L	17-20
1981	A	W	29-24
1982	H	W	51-17
1983	A	L	30-38
1984	H	L	10-38
1985	A	L	14-37
1986	H	W	20-13
1987	A	L	17-42
1988	H	W	38-34
1989	A	L	28-49
1990	H	L	0-59
1991	A	L	3-34
1992	H	L	28-55
1993	A	L	0-35
1994	H	W	28-25
1995	A	L	30-44
1996	H	L	3-27
1997	A	L	10-13
1998	H	L	0-24
1999	201	A	W 24-17
2000	H	L	10-26
2001	A	L	10-31
2002	H	L	22-27
2003	A	L	0-27
2004	H	L	16-37
2005	A	L	7-38
2006	H	L	0-37
2007	A	L	13-24
2008	H	W	31-3
2009	A	W	28-17
2010	H	W	55-48
2011	A	L	21-31
2012	H	W	42-17
2013	A	W	35-22
2014	H	W	20-13
2015	A	L	34-42
2016	H	L	20-34
2017	A	L	21-28
2018	H	L	14-28
2019	A	L	14-48
2020	A	L	20-38
2021	A	L	0-48

VMI (7-1)

1892	A	L	0-32
1931	H	W	13-0
1932	A	W	44-0
1933	N	W	37-6
1934	A	W	46-0
1939	A	W	20-7
1940	H	W	23-0
2005	H	W	40-14

Virginia Tech (10-19)

1937	N	W	25-0
1938	N	W	18-0
1948	N	W	7-0
1949	H	W	55-7
1950	N	W	47-6
1951	N	W	55-6
1969	N	L	12-48
1981	H	W	14-7
1982	H	L	21-22
1983	A	L	14-27
1984	A	L	0-27
2004	A	L	17-41
2005	H	L	0-45
2006	A	L	0-36
2007	H	L	14-43
2008	A	L	3-14
2009	H	L	26-34
2010	A	L	7-44
2011	H	L	10-14

2012	A	L	20-41
2013	A	W	13-10
2014	H	L	16-17
2015	40T	A	W 45-43
2016	H	L	21-24
2017	A	L	3-24
2018	H	L	14-31
2019	A	W	45-10
2020	H	L	31-38
2021	A	L	17-48

Wake Forest (58-41-2)

1889	N	L	0-32
1889	A	W	8-4
1893	N	W	12-6
1921	N	W	17-0
1922	N	W	3-0
1923	A	L	6-16
1924	H	L	0-32
1925	H	L	3-21
1926	N	L	0-21
1927	A	W	32-6
1928	H	W	38-0
1929	H	W	20-0
1930	A	T	13-13
1931	H	W	28-0
1932	H	W	9-0
1933	H	W	22-0
1934	H	W	28-7
1935	N	W	26-7
1936	A	W	20-0
1937	H	W	67-0
1938	N	W	7-0
1939	H	W	6-0
1940	A	W	23-0
1941	H	W	43-14
1942	A	L	7-20
1944	H	W	34-0
1945	A	W	26-19
1946	H	W	13-0
1947	A	W	13-6
1948	H	L	20-27
1949	H	L	7-27
1950	H	L	7-13
1951	H	L	13-19
1952	A	W	14-7
1953	H	W	19-0
1954	A	W	28-21
1955	H	W	14-0
1956	A	W	26-0
1957	H	W	34-7
1958	A	W	29-0
1959	H	W	27-15
1960	A	W	34-7
1961	H	W	23-3
1962	A	W	50-0
1963	H	W	39-7
1964	A	L	7-20
1965	H	W	40-7
1967	N	W	31-13
1968	H	W	18-3
1969	A	W	27-20
1970	H	L	14-28
1971	A	L	7-23
1972	H	L	7-9
1973	A	T	7-7
1974	H	W	23-7
1975	A	W	42-14
1976	H	L	17-38
1977	A	W	38-14
1978	H	W	3-0
1979	A	L	14-17
1980	H	L	24-27
1981	A	W	31-10
1982	H	W	46-26
1983	A	W	31-21
1984	H	L	16-20
1985	A	L	7-27
1986	H	W	38-36
1987	A	L	27-30
1988	H	L	16-35
1989	A	W	52-35
1990	H	W	57-20
1991	A	L	14-31
1992	H	L	14-28
1993	A	W	21-13
1994	A	W	51-26

1995	H	W	42-26
1996	A	L	16-17
1997	H	L	24-38
1998	A	W	19-16
1999	H	W	48-35
2000	A	L	26-28
2001	H	L	35-42
2002	A	L	10-36
2003	H	L	13-42
2004	A	L	22-24
2005	H	L	6-44
2006	A	L	13-14
2007	H	L	36-41
2008	OT	A	L 30-33
2009	H	L	34-45
2010	A	L	48-54
2011	H	L	23-24
2012	A	W	34-27
2013	A	W	28-21
2014	H	W	41-21
2015	A	W	27-21
2016	H	L	14-24
2017	A	W	31-23
2018	H	L	7-59
2019	A	L	27-39
2021	A	L	7-45

Washington (1-1)

1972	A	L	6-14
1973	H	W	23-21

Washington & Lee (7-1)

1927	A	L	7-12
1930	H	W	14-0
1931	A	W	6-0
1932	H	W	13-0
1935	N	W	26-0
1936	N	W	51-0
1937	N	W	43-0
1952	H	W	34-0

West Virginia (3-1)

1966	H	W	34-15
1970	A	W	21-13
1971	H	W	31-15
1985	A	L	18-20

Western Carolina (3-0)

1990	H	W	49-18
1998	H	W	24-10
2003	H	W	29-3

William & Mary (1-6)

1921	H	L	0-12
1922	L	L	7-13
1923	N	L	0-21
1924	N	L	3-21
1925	A	L	0-41
1951	A	L	13-14
1955	H	W	47-7

Wisconsin (0-1)

1994	N	L	20-34
------	---	---	-------

Wofford (6-0-1)

1920	T	0-0
1921	A	W 68-0
1922	W	26-0
1924	H	W 12-0
1925	A	W 6-0
1926	H	W 34-0
1930	H	W 14-0

MILESTONE GAMES

#	Final Score	Date	Location	Attn.
1	Duke 16, North Carolina 0	November 27, 1888	Raleigh, N.C.	600
50	Duke 20, Newberry 14	November 24, 1923	Durham, N.C.	—
100	Navy 45, Duke 13	October 19, 1929	Annapolis, Md.	—
200	Pittsburgh 14, Duke 13	October 14, 1939	Pittsburgh, Pa.	50,000
300	[16] Duke 28, Pittsburgh 14	September 30, 1950	Durham, N.C.	25,000
400	North Carolina 50, Duke 0	November 26, 1959	Durham, N.C.	33,000
500	Virginia Tech 48, Duke 12	November 15, 1969	Norfolk, Va.	23,000
600	North Carolina 16, Duke 15	November 25, 1978	Chapel Hill, N.C.	45,000
700	Duke 31, Northwestern 21	September 3, 1988	Evanston, Ill.	24,713
800	[13] North Carolina 27, Duke 10	November 23, 1996	Durham, N.C.	30,264
900	Clemson 49, Duke 20	November 3, 2005	Clemson, S.C.	77,000
1,000	[20] Texas A&M 52, [22] Duke 48	December 31, 2013	Atlanta, Ga.	67,946
1,098	Miami 47, Duke 10	November 27, 2021	Durham, N.C.	17,391

MILESTONE WINS

#	Final Score	Date	Location	Attn.
1	Duke 16, North Carolina 0	November 27, 1888	Raleigh, N.C.	600
50	Duke 38, Mercer 18	November 3, 1928	Durham, N.C.	—
100	Duke 25, North Carolina 0	November 16, 1935	Durham, N.C.	46,880
150	[3] Duke 55, N.C. State 6	November 22, 1941	Raleigh, N.C.	10,000
200	Duke 7, North Carolina 0	November 25, 1950	Chapel Hill, N.C.	40,000
250	Duke 29, Wake Forest 0	November 15, 1958	Winston-Salem, N.C.	20,000
300	Duke 10, Army 7	October 7, 1967	West Point, N.Y.	31,000
350	Duke 16, South Carolina 12	September 23, 1978	Durham, N.C.	33,895
400	Duke 35, N.C. State 26	November 11, 1989	Durham, N.C.	41,200
450	Duke 49, N.C. Central 14	September 26, 2009	Durham, N.C.	26,390
475	[24] Duke 27, North Carolina 25	November 30, 2013	Chapel Hill, N.C.	62,000
500	Duke 27, North Carolina 17	September 23, 2017	Chapel Hill, N.C.	59,000
521	Duke 52, Kansas 33	September 25, 2021	Durham, N.C.	19,128

LARGEST CROWDS

Attn.	Score	Date	Location
1. 104,832	[4] Michigan 52, Duke 0	September 30, 1978	Ann Arbor, Mich.
2. 104,772	[19] Tennessee 23, Duke 6	November 1, 2003	Knoxville, Tenn.
3. 104,072	[1] Michigan 21, Duke 9	September 17, 1977	Ann Arbor, Mich.
4. 96,173	[11] Tennessee 52, Duke 19	October 2, 1993	Knoxville, Tenn.
5. 95,223	Duke 25, Tennessee 24	September 4, 1982	Knoxville, Tenn.
6. 93,659	[17] Tennessee 28, Duke 6	September 16, 1989	Knoxville, Tenn.
7. 93,144	Duke 31, Tennessee 26	September 10, 1988	Knoxville, Tenn.
8. 93,000	[7] So. California 7, [3] Duke 3	January 2, 1939	Pasadena, Calif.
9. 92,138	Alabama 30, Duke 14	October 7, 2006	Tuscaloosa, Ala.
10. 86,266	[11] Ohio State 34, Duke 13	September 12, 1981	Columbus, Ohio
11. 86,123	[1] Ohio State 34, Duke 10	October 3, 1970	Columbus, Ohio
12. 83,500	[11] Clemson 49, Duke 17	October 15, 1988	Clemson, S.C.
13. 83,098	Tennessee 34, Duke 0	November 4, 1978	Knoxville, Tenn.
14. 82,834	[12] Ohio State 14, Duke 13	September 26, 1959	Columbus, Ohio
15. 82,687	Duke 21, Tennessee 18	September 11, 1976	Knoxville, Tenn.

LARGEST HOME CROWDS

Attn.	Score	Date	Location
1. 57,500	North Carolina 21, Duke 20	November 19, 1949	Durham, N.C.
2. 56,500	North Carolina 21, [13] Duke 0	November 22, 1947	Durham, N.C.
3. 56,000	[12] Oregon State 20, [2] Duke 16	January 1, 1942	Durham, N.C.
4. 52,000	[13] Duke 13, [7] North Carolina 3	November 18, 1939	Durham, N.C.
5. 51,500	North Carolina 38, Duke 0	November 20, 1971	Durham, N.C.
6. 50,000	Duke 19, North Carolina 7	November 24, 1951	Durham, N.C.
7. 49,138	[3] Duke 7, [4] Pittsburgh 0	November 26, 1938	Durham, N.C.
8. 47,500	North Carolina 16, Duke 14	November 28, 1963	Durham, N.C.
9. 46,880	Duke 25, North Carolina 0	November 16, 1935	

BOWL GAME SUMMARIES

[7] Southern California 7, [3] Duke 3

Rose Bowl • January 2, 1939 • Pasadena, Calif.

The Blue Devils' famed "Iron Dukes," with co-captains **Dan Hill** and **Eric Tipton** leading the way, entered the Rose Bowl having completed the regular season unbeaten, untied and unscored upon, but Southern Cal ruined that perfect season in the final minute of Duke's first bowl appearance.

Coach **Wallace Wade** said, "I hated to see the boys lose it when they played such a great game. We did well as long as they used only two teams, but when they put in those third and fourth teams, they were too much for us."

But Duke probably won more national fans that day than it would have had it won. **Bill Stern's** NBC radio broadcast went into homes here and abroad and millions of fans mourned with the Blue Devil faithful.

The game itself rocked back and forth for three quarters, mostly a punting duel between **Granny Lansdell** and **Mickey Anderson** of the Trojans and Tipton of the Blue Devils.

Late in the third quarter, Lansdell booted one to George McAfee who returned it 28 yards to the Trojan 42, and two plays later, McAfee took a pass from Tipton and went to the USC 25.

After **Roger Robinson**, Tipton and **Robert O'Mara** had picked up eight yards in three rushes, **Tony Ruffa** booted a field goal and Duke led, 3-0, with just a minute played in the fourth quarter.

With seven minutes remaining in the game, a Duke fumble gave the Trojans the ball on the Blue Devil 10-yard line, but three plays later they were back at the 15-yard line and then missed a 24-yard field goal attempt.

It looked like Duke had it, but with two minutes to go and the Trojans on the Duke 39, coach **Howard Jones** sent in **Doyle Nave**, their number four quarterback. He simply completed three straight passes to **Al Krueger**, their number two left end, with the clincher coming from the 15-yard line.

But the game was not over. On the very last play, Tipton threw a forward pass to McAfee who went 17 yards to the Duke 40-yard line where the final Trojan caught him.

USC's winning touchdown ended Duke's defensive domination after the Blue Devils had held opponents scoreless in the previous nine games.

Anthony J. McKeelin, sports editor of the *Raleigh News & Observer*, reported that "the fans who jammed the huge Rose Bowl got more than they expected. They were treated to a football battle worthy of the setting. Long will they talk about this game, and always the talk of the great play of the Blue Devils will be words of praise."

The Duke starting lineup included **Bolo Perdue** (left end), **Frank Ribar** (left tackle), **Fred Yorke** (left guard), Hill (center), **Allen Johnson** (right guard), **Bob Haas** (right tackle), **Bill Bailey** (right end), **Bob Spangler** (quarterback), **Willard Eaves** (left halfback), Tipton (right halfback) and O'Mara (fullback).

The Blue Devils became one of just three teams since 1920 to go through the regular season unbeaten, untied and unscored upon, joining Colgate in 1932 and Tennessee in 1939.

	1	2	3	4		Final
Duke	0	0	0	3	=	3
Southern Cal	0	0	0	7	=	7

Team	Qtr	Time	Play
DUKE	4	14:00	Ruffa 24 FG
USC	4	0:40	Krueger 18 pass from Nave (Gasper kick)

	Southern Cal	Duke
First Downs	14	7
Rushing Attempts-Net Yards	39-130	31-79
Passing (C-A-I)	13-30-3	5-13-2
Passing Yards	93	49
Total Offensive Yards	223	128
Fumbles-Lost	1-1	2-2
Penalties-Yards	6-43	4-28
Punts-Average	17-34.7	17-36.4

RUSHING – Duke: Tipton 16-52, W. McAfee 2-18, O'Mara 7-15, Robinson 1-5, Darnell 1-2, G. McAfee 2(-5), Spangler 2(-8); **Southern Cal:** Lansdell 14-91, Anderson 7-27, Jones 4-10, Banta 4-7, Sangster 2-4, Krueger 1-2, Peoples 1-1, Day 4(-4), Morgan 2(-8).

PASSING – Duke: Tipton 5-13-2-49; **Southern Cal:** Lansdell 9-19-2-54, Nave 4-4-0-39, Day 0-5-1-0, Peoples 0-1-0-0, Anderson 0-1-0-0.

RECEIVING – Duke: G. McAfee 3-39, Spangler 2-10; **Southern Cal:** Krueger 4-39, Sangster 3-14, Hoffman 3-13, Winslow 1-15, Peoples 1-7, Jones 1-5.

[12] Oregon State 20, [2] Duke 16

Rose Bowl • January 1, 1942 • Durham, N.C.

The 1942 Rose Bowl game is like no other in the history of this famous contest. Large crowds had been banned on the West Coast due to the Japanese bombing of Pearl Harbor, and bowl officials accepted an offer from Duke to host the game in Durham, making this the only time the game has ever been played outside of Pasadena.

Often called the most hectic week in Durham's history, the final days leading to the transplanted 1942 Rose Bowl only served as a prelude to what transpired on the field of play. Not even a steady rain that chilled the 56,000 spectators at Duke Stadium could detract from a marvelously contested affair between the Southern Conference champion Blue Devils and the invaders from Oregon State.

Coach **Wallace Wade's** team, during a 9-0 regular season, averaged 34.5 points a game and scored at least 50 three times, making Duke the second-highest scoring club in the country.

The Blue Devils promptly fumbled away the opening kickoff to their guests. That play certainly set the tone for the rest of the afternoon.

The Beavers' first scoring march started on their own 49 and proceeded to inside the Duke 20 before it ran into a snag at the 15. It was third down and eight to go and everyone in the stadium knew it was a passing down except **Don Durdan**. He took the toss from center and dropped back a few feet as if to pass. Duke's onrushing linemen stormed in but were caught by surprise when Durdan took off running around the right and crossed the goal line without being touched.

Steve Lach scored Duke's first touchdown, scampering into the end zone on a reverse from four yards out. Durham's own **Bob Gantt** converted the extra point to tie the score at 7-7.

The third period featured three touchdowns. The first one was the direct result of two big plays, with **Gene Gray** carrying the ball 24 yards from his own 45 to Duke's 31. After a four-yard running play and an offsides penalty, left halfback **Bob Dethman** shot a pass to left end **George Zellick** for the touchdown.

Duke struck back only two minutes later. Lach turned in the key yardage by bolting 39 yards on another reverse to put the ball at the Beaver 25. After a Lach run and a penalty, **Winston Siegfried** plunged in with no difficulty from the one-yard line and **Tommy Prothro** booted an extra point to tie the score again.

Just three plays after taking the Duke kickoff, Dethman rifled a 68-yard touchdown pass to Gray to give Oregon State the lead for good.

Duke added a safety in the fourth quarter when Durdan was swarmed by five Duke players on a bad snap from center. Duke threatened offensively throughout the final period, three times advancing inside the Oregon State 40 and once to the 20 before **George Peters** intercepted a pass. The game ended with Dethman intercepting a Blue Devil pass, with the score 20-16.

	1	2	3	4		Final
Oregon State	7	0	13	0	=	20
Duke	0	7	7	2	=	16

Team	Qtr	Time	Play
OSU	1	2:00	Durdan 15 run (Simas kick)
DUKE	2	9:00	Lach 4 run (Gantt kick)
OSU	3	4:00	Zellick 32 pass from Dethman (Simas kick)
DUKE	3	2:00	Siegfried 1 run (Prothro kick)
OSU	3	0:45	Gray 68 pass from Dethman (Simas kick failed)
DUKE	4	12:10	SAFETY – Durdan tackled in end zone by Karmazin

	Oregon State	Duke
First Downs	17	15
Rushing Attempts-Net Yards	54-174	42-207
Passing (C-A-I)	6-15-2	5-16-4
Passing Yards	149	109
Total Offensive Yards	323	316
Fumbles-Lost	1-1	3-3
Penalties-Yards	2-23	3-25
Punts-Average	8-46.4	8-46.4

RUSHING – Duke: Lach 12-124, Davis 14-47, Long 4-28, Siegfried 9-18, Rute 2-2, Smith 1(-12); **Oregon State:** Durdan 20-71, Day 20-64, Gray 1-24, Smith 2-8, Dethman 7-4, Libbee 1-3, Shelton 3-0.

PASSING – Duke: Rute 3-8-1-71, Davis 2-8-3-38; **Oregon State:** Dethman 6-7-1-149, Durdan 0-7-0-0, Libbee 0-1-1-0.

RECEIVING – Duke: Gantt 4-91, Smith 1-18; **Oregon State:** Peters 3-8, Gray 1-68, Durdan 1-41, Zellick 1-32.

[11] Duke 29, Alabama 26

Sugar Bowl • January 1, 1945 • New Orleans, La.

In a game that sportswriter **Grantland Rice** called, "one of the greatest thrillers of all time," the Blue Devils were forced to come from behind twice in the Sugar Bowl.

Despite its 5-4 record, Duke again was cast in the favorite's role. After a 61-7 crunching of Richmond in the season opener, Duke lost in succession to Pennsylvania, North Carolina Pre-Flight, Navy and Army. The Blue Devils had gained much prestige with their showings against the service academies, and Duke was the only team to hold a lead on Army all season.

Duke's explosive offense, nicknamed the "Whiz Kids" for its speed and wide-open style of play, was led by running backs **Tom Davis** and **George Clark** as Davis picked up 105 yards on 27 carries and Clark 122 on 14 with each adding two touchdowns.

As expected, Duke head coach **Eddie Cameron's** charges started the game with a flurry, scoring the first touchdown just 2:25 into the contest. It took only four plays for the Blue Devils to cross the goal line. Clark returned the opening kickoff and then ran around left end on the first play for a gain of 52 yards. Three plays later, Clark scrambled for the touchdown with a PAT success from **Harold Raether**.

Alabama, led by quarterback **Harry Gilmer**, who completed all seven of his passes for 123 yards, came back with three straight scores for a 19-7 lead.

It was now time for a Duke comeback, and Cameron decided to try the passing attack. He installed **Cliff Lewis** and he promptly engineered a 63-yard scoring drive. Lewis pitched once to Raether for 13 yards, then to **Gordon Carver** for 15. Next, Lewis ran around the right side for 26 yards to the 1-yard line. Davis scored the touchdown and made it a 19-13 halftime deficit.

Duke returned to its more traditional power tactics after the break with Davis carrying the ball on 11 of the 12 plays of the first drive of the second half. He capped the 64-yard drive with a one-yard scoring plunge, putting Duke back ahead 20-19.

The Blue Devils started a fourth quarter drive at the Tide 44-yard line when Lewis, looking to pass to Carver, threw wildly and was intercepted by Alabama's **Hugh Morrow** who ran it back 78 yards for a score. Then he hit the extra point to make it 26-20.

Alabama took possession with just under three minutes to play and elected to take a safety on first down to avoid any gambles on a bad pass from center. The result was disastrous as Clark took the ensuing free kick and brought it all the way back to the Alabama 39.

Jim LaRue followed with a 19-yard gain on a reverse to set the stage for a dramatic, game-winning 20-yard run by Clark for the 29-26 final score. The score was not ultimately settled until the final play when Carver pulled down an Alabama receiver on the 25-yard line as the clock expired.

The Duke offense rolled up 373 yards on the ground while the Blue Devil defensive unit limited the Crimson Tide to just 244 yards of total offense.

	1	2	3	4	=	Final
Alabama	12	7	0	7	=	26
Duke	7	6	7	9	=	29

Team	Qtr	Time	Play
DUKE	1	12:35	Clark 14 run (Raether kick)
ALA	1	5:20	Hodges 1 run (Morrow kick failed)
ALA	1	2:00	Hodges 1 run (Morrow kick blocked)
ALA	2	10:30	Jones 12 pass from Tew (Morrow kick)
DUKE	2	5:30	Davis 1 run (Raether kick failed)
DUKE	3	5:00	Davis 1 run (Raether kick)
ALA	4	10:00	Morrow 78 interception return (Morrow kick)
DUKE	4	2:50	SAFETY – Gilmer tackled in end zone
DUKE	4	2:00	Clark 20 run (Raether kick)

	Alabama	Duke
First Downs	10	20
Rushing Attempts-Net Yards	32-109	62-327
Passing (C-A-I)	8-8-0	5-9-1
Passing Yards	135	46
Total Offensive Yards	244	373
Fumbles-Lost	1-1	5-1
Penalties-Yards	1-5	1-6
Punts-Average	5-34.6	4-34.0

RUSHING – Duke: Clark 14-122, Davis 27-105, Lewis 11-54, Carver 2-30, LaRue 1-19, Spears 5-3, Jones 1(-1), Haggerty 1(-5); **Alabama:** Gilmer 11-47, Tew 5-26, Hodges 11-25, Grant 3-12, Albright 1-0, TEAM 1(-1).

PASSING – Duke: Lewis 4-8-1-39, Davis 1-1-0-7; **Alabama:** Gilmer 7-7-0-123, Tew 1-1-0-12.

RECEIVING – Duke: Carver 3-34, Raether 1-13, Davis 1(-1); **Alabama:** Jones 4-127, Self 2-6, Morrow 2-2.

[14] Duke 34, Nebraska 7

Orange Bowl • January 1, 1955 • Miami, Fla.

Seeing their first bowl action in 10 years, the Blue Devils, champions of the Atlantic Coast Conference, represented the league in the Orange Bowl and came away with an impressive 34-7 win over Nebraska.

It was Duke's rushing game that proved too tough for the Cornhuskers as the Blue Devils tallied 297 yards to Nebraska's 87. Duke gained 379 total yards to the slim 114-yard attack that Nebraska mounted.

After a scoreless first quarter, Duke unleashed a relentless offensive attack. On the first possession of the second quarter, captain **Jerry Barger** directed Duke 65 yards to its first score. The senior quarterback hit end **Sonny Sorrell** with a 18-yard pass for the biggest gainer of the drive. Left halfback **Bob Pascal** had a 16-yard run in the series and climaxed the march with a six-yard jaunt around the end untouched. **Jim Nelson's** extra point made it 7-0 with 11 minutes to play in the first half.

Later in the quarter, Nebraska's number two quarterback, **Don Erway**, tried to pass from his own 20-yard line. Duke fullback **Bryant Aldridge** intercepted downfield and returned the ball to the 21, and three plays later the Blue Devils were on top 14-0. **Jerry Kocourek** scored on a perfect two-yard pass from Barger just 28 seconds before halftime.

"That intercepted pass gave us that second touchdown and put us on the ice," said head coach **Bill Murray**. "Nebraska had a good, tough team. But we got the big break. Nebraska gave us the big chance with that pass and we took advantage of it."

After Nebraska made it 14-7 in the third quarter, Duke took the next kickoff and drove 65 yards in eight plays, the last of which was a 17-yard pass from Barger to Sorrell for the touchdown to put Duke up 20-7.

On the Blue Devils' next possession, following a **Nick McKeithan** interception and 25-yard return, McKeithan got the score on a one-yard buck through the line, putting Duke on top 27-7.

The Blue Devils ended the scoring the very next time they got the ball on a 10-play, 51-yard drive with a **Sam Eberdt** three-yard run to the end zone.

Many of the record 68,750 spectators started leaving the stands when Duke made it 27-7. That was of little concern to Murray, however, as he completely cleared his bench and allowed all 36 players who dressed for the game to play in it.

"I knew we'd have to play our best to stand a chance of beating Duke," said Nebraska head coach **Bill Glasford**. "But we came up with a stinking performance and got spanked. That Duke line outcharged us. Those linemen were on top of our ball carriers before they got started."

	1	2	3	4	=	Final
Nebraska	0	0	7	0	=	7
Duke	0	14	6	14	=	34

Team	Qtr	Time	Play
DUKE	2	12:30	Pascal 6 run (Nelson kick)
DUKE	2	0:28	Kocourek 2 pass from Barger (Nelson kick)
NEB	3	6:22	Comstock 3 run (Smith kick)
DUKE	3	2:27	Sorrell 17 pass from Barger (Nelson kick failed)
DUKE	4	14:58	McKeithan 1 run (Nelson kick)
DUKE	4	6:42	Eberdt 3 run (Nelson kick)

	Nebraska	Duke
First Downs	6	23
Rushing Attempts-Net Yards	36-87	65-297
Passing (C-A-I)	1-10-2	7-13-0
Passing Yards	27	82
Total Offensive Yards	114	379
Fumbles-Lost	0-0	2-1
Penalties-Yards	2-20	2-35
Punts-Average	7-31.9	5-22.6

RUSHING – Duke: Pascal 9-92, McKeithan 9-50, Aldridge 11-47, Lutz 4-22, Bass 7-21, Eberdt 5-19, Barger 5-14, Beasley 1-9, Jurgensen 3-9, Conner 2-6, Post 2-5, Murray 2-4, Blaney 5(-1); **Nebraska:** Smith 6-23, Comstock 3-21, Korinek 7-19, Edwards 4-18, Clark 7-15, Johnson 3-8, Greenlaw 3-1, Brown 2(-7), Erway 1(-11).

PASSING – Duke: Barger 7-10-0-82, Bass 0-1-0-0, Pascal 0-1-0-0, Jurgensen 0-1-0-0; **Nebraska:** Greenlaw 1-2-0-27, Brown 0-4-0-0, Clark 0-1-0-0, Comstock 0-1-1-0, Erway 0-1-1-0, Johnson 0-1-0-0.

RECEIVING – Duke: Sorrell 3-54, Blaney 1-11, Aldridge 1-10, Bass 1-5, Kocourek 1-2; **Nebraska:** Korinek 1-27.

[4] Oklahoma 48, [16] Duke 21

Orange Bowl • January 1, 1958 • Miami, Fla.

Duke found its return trip to the Orange Bowl a little sour in 1958.

First of all, 1957 marked the last year that the ACC would send its champion to the Orange Bowl, and Duke earned the trip as league leader N.C. State was on NCAA probation. The Blue Devils were paired against highly-favored and fourth-ranked Oklahoma.

Duke, which started out the 1957 campaign with a 5-0 record but went 1-2-2 to close the regular season, kept pace with the 9-1 Sooners through the first three quarters.

No one, however, could have expected the game to be decided the way it was – by the Sooners turning six Duke mistakes into touchdowns.

Duke served up the Sooners' first two scores as Oklahoma built an early 14-0 lead. Blue Devil mistakes also accounted for the Sooners' final four as Oklahoma scored 27 points in the fourth quarter to break open a 21-14 nail biter. The six strikes came on quick conversions of two fumbles, two interceptions, a blocked punt and a wild snap from center.

Oklahoma's first conversion came after Duke moved deep into Sooner territory. Quarterback **George Harris** tossed a wild pass into the right flat, which **David Baker** picked off at the six-yard line and ran it back 94 yards to paydirt.

Soon after, Oklahoma was back in the scoring column after a bad snap in punt formation, which **Clendon Thomas** took at the Duke 13-yard line and returned for a 14-0 lead.

To Duke's credit, the Blue Devils responded with fury and took the ball 65 yards in seven plays for a score to make it 14-7 at the half. Key plays in the drive included **Wray Carlton's** 20-yard run and a twisting 17-yard run by **George Dutrow** that put the ball on the three. Team captain **Hal McElhane**y scored the first two times he touched the ball in this game.

Both teams scored in the third quarter with Oklahoma first on a six-inch sneak by **Carl Dodd**. He set up the score with 35-yard punt return to the Duke 14.

Duke came right back and pushed its way with authority through the Oklahoma defense for 85 yards on 11 plays. **Pryor Millner's** passing and Dutrow's running ate up the yardage. Then Dutrow circled around the end eight yards for the score behind a jarring block by **Roy Hord**. After that, very little went right for Duke.

	1	2	3	4		Final
Duke	0	7	7	7	=	21
Oklahoma	7	7	7	27	=	48

Team	Qtr	Time	Play
OKLA	1	4:07	Baker 94 interception return (Dodd kick)
OKLA	2	10:04	Thomas 13 run (Dodd kick)
DUKE	2	7:51	McElhane 1 run (Carlton kick)
OKLA	3	8:40	Dodd 1 run (Dodd kick)
DUKE	3	0:52	Dutrow 8 run (Carlton kick)
OKLA	4	11:07	Sandefer 4 run (Dodd kick)
OKLA	4	9:50	Baker 29 pass from Hobby (Dodd kick)
OKLA	4	7:44	Hobby 9 pass from Baker (Rolle kick failed)
DUKE	4	4:24	McElhane 4 run (Carlton kick)
OKLA	4	0:59	Carpenter 30 interception return (McDaniel kick)

	Oklahoma	Duke
First Downs	11	16
Rushing Attempts-Net Yards	46-171	69-233
Passing (C-A-I)	9-18-3	8-13-2
Passing Yards	114	76
Total Offensive Yards	285	309
Fumbles-Lost	2-1	3-2
Penalties-Yards	13-165	3-15
Punts-Average	7-34.7	10-27.8

RUSHING – Duke: Carlton 15-83, Dutrow 14-70, Rushton 10-37, Fetsko 10-32, McElhane 3-13, Harris 3-9, Lee 3-8, Cutler 2-2, Bell 1-2, Dupler 1-0, Brodhead 6-(-11), Cottingham 1-(-12); **Oklahoma:** Thomas 14-66, Rolle 5-35, Sandefer 5-27, Morris 5-20, Baker 5-14, Dodd 7-11, Hobby 4-9, Boyd 1-(-11).

PASSING – Duke: Brodhead 4-6-1-39, Millner 3-4-0-33, Dutrow 1-1-0-4, Harris 0-1-1-0, Carlton 0-1-0-0; **Oklahoma:** Hobby 2-3-0-43, Dodd 3-5-1-32, Baker 2-3-1-22, Thomas 1-3-0-12, Boyd 1-1-0-5, Sandefer 0-3-1-0.

RECEIVING – Duke: Lattimore 3-33, Dutrow 1-19, McElhane 1-17, Thompson 1-13, Carlton 1-4, Fetsko 1-(-10); **Oklahoma:** Stiller 2-27, Sandefer 2-17, Baker 1-29, Coyle 1-14, Thomas 1-13, Hobby 1-9, Jennings 1-5.

TACKLES – Duke: Recinella 5-1=6, McElhane 4-2=6, Topping 3-3=6, McGee 1-4=5, Dutrow 3-2=5, Thompson 1-4=5, Byrd 1-4=5, Hord 3-1=4, Carlton 2-2=4; **Oklahoma:** Jennings 5-6=11, Baker 5-4=9, Harrison 3-6=9, Davis 2-6=8, Krisher 2-5=7, Coyle 3-3=6, Corbitt 1-5=6.

[10] Duke 7, [7] Arkansas 6

Cotton Bowl • January 2, 1961 • Dallas, Texas

Duke won its fourth ACC football title in 1960 and landed squarely in its first Cotton Bowl. But don't get the impression that the Blue Devils and their 7-3 record rolled into Dallas on a high note. Coach **Bill Murray's** team lost its last two regular season games and had plenty to prove when it met Arkansas.

Two of the nation's premier passing teams were to showcase their aerial talents, but defense proved to be the final factor. Quarterback **Don Altman** led the Blue Devils' attack as they captured a narrow 7-6 victory over Arkansas in Duke's only trip to the Cotton Bowl.

The first ever tilt with the Hogs marked one of Duke's all-time great comeback victories. The Blue Devils didn't have far to come back from but they waited until the very end and did it in a dramatic fashion.

After a scoreless first half, Arkansas' great back, **Lance Alworth**, ended the shutout with 2:53 remaining in the third period by returning a Duke punt 49 yards for a touchdown. Duke stopped the extra point when **Dave Unser** broke through the line to smother the attempt.

Finally, Duke's offense came to life in the fourth quarter. Arkansas had yielded only one touchdown in its final four regular season contests. Duke knew the yards would come tough, and they did. The Blue Devils managed only 206 yards for the game and 73 came on one drive.

Duke's game-winning touchdown drive came in the face of this defense and can only be called remarkable. With determination, the Blue Devils marched 73 yards into the teeth of the Razorbacks and scored with just 2:45 to play. Altman engineered the drive, which featured no long gains and took 18 snaps to accomplish. Two of those plays were fourth down conversions and six were passes hauled in by All-America end **Claude "Tee" Moorman**.

Three plays leading up to the TD were considered especially devastating from the Razorbacks' side of the field. First, there was a six-yard pass from Altman to **Bob Spada** after Altman had appeared to be trapped for a long loss. Then, Duke had third-and-three on the Arkansas 30-yard line and the Hogs suspected a pass in the flat to Moorman. They guessed right with Alworth getting his hands on the ball only to have Moorman struggle it away but for a three-yard loss.

That set up fourth down and Altman calmly found **Dean Wright** in the clear and hit him with a pass good for 11 yards.

Four plays later came the tying touchdown pass, and it involved just a little tomfoolery. The play went down in the scoring summary as a nine-yard pass from Altman to Moorman, but there were two spur-of-the-moment wrinkles on this play. The play, 31-rollback, had been used before with Altman pitching it to the halfback who then pitches it back before entering the line and Altman peels left to find his receiver.

Altman called the play and got the ball back but curled to his right where he found a wide open Moorman who had faked Alworth with a look in and a cut out – the opposite of the usual play.

Captain **Art Browning** then came in to kick the extra point – perfect.

	1	2	3	4		Final
Arkansas	0	0	6	0	=	6
Duke	0	0	0	7	=	7

Team	Qtr	Time	Play
ARK	3	2:53	Alworth 49 punt return (Cissell kick blocked)
DUKE	4	2:45	Moorman 9 pass from Altman (Browning kick)

	Arkansas	Duke
First Downs	13	11
Rushing Attempts-Net Yards	46-152	44-117
Passing (C-A-I)	5-13-1	13-17-1
Passing Yards	71	89
Total Offensive Yards	223	206
Fumbles-Lost	2-2	1-1
Penalties-Yards	4-40	3-15
Punts-Average	6-34.0	8-36.6

RUSHING – Duke: Wilson 13-43, Wright 9-26, Arrington 5-19, McGee 3-10, Leggett 5-8, Tinnell 5-8, Rappold 2-4, Burch 1-0, Altman 1-(-1); **Arkansas:** Alworth 12-42, Alberty 12-36, Horton 6-35, McKinney 10-31, Moore 4-7, Cox 1-1, Moody 1-0.

PASSING – Duke: Altman 13-16-0-89, Rappold 0-1-1-0; **Arkansas:** McKinney 4-10-1-58, Moore 1-3-0-13.

RECEIVING – Duke: Moorman 8-44, Wilson 3-28, Wright 1-11, Spada 1-6; **Arkansas:** Alworth 3-41, Collier 2-30.

TACKLES – Duke: Bumgarner 4-9=13, Berry 1-8=9, Browning 1-8=9, Gregory 1-7=8, McGee 0-8=8, Unser 1-6=7; **Arkansas:** Harris 3-16=19, Henderson 2-7=9, Cox 5-3=8, Brabham 2-5=7, Epp 2-5=7, Garrett 0-5=5.

[24] Texas Tech 49, [20] Duke 21

All American Bowl • December 28, 1989 • Birmingham, Ala.

After sharing the ACC title and making its first bowl appearance in over 25 years, Duke had its sights set on the first nine-win season since the Rose Bowl team of 1941.

The Blue Devils came into the game winners of seven straight after a 1-3 start. The record-setting squad was led by ACC Coach of the Year **Steve Spurrier** and his "Airball" attack featuring All-America wide receiver **Clarkston Hines**.

Texas Tech running back **James Gray** quickly dashed those thoughts, though, as the Red Raiders scored the first four touchdowns of the contest to take an early 28-0 lead and set the tone for an eventual 49-21 Duke loss.

The first 20 minutes were dominated by Texas Tech and Gray, who set an All American Bowl record with three touchdowns in one half. Duke turned the ball over three times and fell behind 28-0 before a quick rally made it 28-14 at the half.

Sophomore quarterback **Dave Brown** came in to lead Duke on two quick scoring strikes. The first drive took but 25 seconds and two plays with **Bud Zuberer** hauling in a 30-yard pass down the right sideline with 8:03 left in the half. The second took 50 seconds and four plays, with **Dave Colonna** catching a 25-yard scoring pass over the middle with 2:31 to go in the half.

Brown finished the night completing 17-of-30 pass attempts for 268 yards and three touchdowns.

Texas Tech regained the second half momentum. The Red Raiders stayed on the ground for 11 plays and 62 yards and capped the 6:12 drive with a one-yard run by reserve **Anthony Lynn**.

The Red Raiders upped the lead to 42-14 entering the fourth quarter.

Hines finished his Duke career with another stellar performance, catching six passes for 112 yards while Duke's 1,000-yard rusher, **Randy Cuthbert**, could manage just 31 yards on five attempts. A two-time All-America pick and the 1989 ACC Player of the Year, Hines ended his career as Duke's all-time leader in career catches, yards, touchdowns and 100-yard receiving games.

The game also was Spurrier's last as the coach of the Blue Devils. He took over the Florida program, his alma mater, following the season. The two-time ACC Coach of the Year pick finished his Duke head coaching career with a 20-13-1 record.

	1	2	3	4		Final
Duke	0	14	0	7	=	21
Texas Tech	14	14	14	7	=	49

Team	Qtr	Time	Play
TECH	1	8:30	Gray 2 run (Elliott kick failed)
TECH	1	1:45	Price 36 pass from Gill (Talkington pass from Gill)
TECH	2	11:48	Gray 54 run (Elliott kick)
TECH	2	8:37	Gray 18 run (Elliott kick)
DUKE	2	8:03	Zuberer 30 pass from Brown (Gardner kick)
DUKE	2	2:31	Colonna 25 pass from Brown (Gardner kick)
TECH	3	8:48	Lynn 1 run (Elliott kick)
TECH	3	4:20	Gill 1 run (Elliott kick)
DUKE	4	13:26	Colonna 16 pass from Brown (Gardner kick)
TECH	4	11:26	Gray 32 run (Elliott kick)

	Texas Tech	Duke
First Downs	22	19
Rushing Attempts-Net Yards	68-349	17-67
Passing (C-A-I)	6-15-0	25-42-2
Passing Yards	171	349
Total Offensive Yards	520	416
Fumbles-Lost	0-0	3-2
Penalties-Yards	7-65	4-40
Punts-Average	5-37.0	5-36.4

RUSHING - Duke: Cuthbert 5-31, Boone 2-24, Ray 3-19, C. Brown 1-7, R. Jones 1(-2), Verona 1(-4), D. Brown 4(-10); **Texas Tech:** Gray 33-280, Lynn 13-64, McAfee 5-14, Sheffield 5-9, Winston 3-9, Ratton 1-3, Williams 1-2, Sears 1-1, Price 1(-7), Gill 5(-26).

PASSING - Duke: Ray 7-11-1-69, D. Brown 17-30-1-268, Clements 1-1-0-12;

Texas Tech: Gill 6-14-0-171, Ratton 0-1-0-0.

RECEIVING - Duke: Hines 6-112, Colonna 5-63, Cuthbert 4-49, Zuberer 2-47, W. Jones 3-46, Ray 1-12, Boone 2-9, C. Brown 1-9, Mays 1-2; **Texas Tech:** Price 3-86, Lynn 2-57, Manyweather 1-28.

TACKLES - Duke: Sampson 8-2=10, Rising 8-0=8, Howell 6-1=7, Jackson 6-1=7, Edwards 4-3=7, Youmans 5-1=6, Corpus 5-1=6; **Texas Tech:** Wingo 4-1=5, Dubiski 3-1=4, Saul 3-1=4, Gerlich 3-0=3, Weatherspoon 3-0=3, Washington 3-0=3, Ferguson 2-1=3, Rhodes 2-1=3.

Wisconsin 34, [25] Duke 20

Hall of Fame Bowl • January 2, 1995 • Tampa, Fla.

The Blue Devils battled back from a disastrous first quarter to tie Wisconsin at 13-13 in the second half of the 1995 Hall of Fame Bowl. But when push came to shove, it was the Badgers' huge offensive line that did the pushing and shoving, paving the way for the 241 rushing yards by **Terrell Fletcher** and a 34-20 Wisconsin win.

Wisconsin opened the scoring just six minutes into the contest when **Jeff Messenger** returned a **Spence Fischer** interception 19 yards for a Badger touchdown. Fischer actually had three interceptions in the game's first eight minutes after throwing just five interceptions in Duke's last nine regular season games.

The Duke defense kept the game close with a fourth down stop while forcing Wisconsin to kick two long field goals in the first quarter.

Fischer rebounded in the second frame, directing the Blue Devils to two scoring drives, including a 13-play, 90-yard drive capped by a **Robert Baldwin** 7-yard run for paydirt. At the end of the half placekicker **Tom Cochran** was true on a 30-yard effort to make it just 13-10 heading into the locker room.

Duke responded in the second half with another Cochran field goal 6:30 into the third quarter to tie the score at 13 apiece.

After that, the Badgers' offensive line took full force, marching 78 yards on 10 plays - all on the ground - to take a 19-13 lead. **Ray Farmer** blocked the point after to leave the Blue Devils just six behind. Wisconsin scored the eventual winning score midway through the fourth quarter when quarterback **Darrell Bevell** hooked up with **Jason Burns** for an 11-yard touchdown. The two-point conversion made it 27-13.

Even then, the Blue Devils were not through. Fischer rallied Duke to an 80-yard scoring march on 10 plays, topped by another Baldwin scoring run with just 4:10 to play.

Duke's defense couldn't hold in the end. On third and one at the Duke 49-yard line with just barely two minutes to play, Fletcher galloped 49 yards for paydirt and the clincher for the Badgers.

On the offensive side of the ball, Duke turned to its passing game and the arm of Fischer. He completed 28-of-46 passes for 314 yards, connecting with tight end **Bill Khayat** 11 times for 109 of those yards. Wide receiver **Jon Jensen** had six catches for 97 additional yards.

However, the Blue Devils could not get a throw into the endzone, as Duke's two touchdowns came from the rushing efforts of Baldwin, the 1994 ACC Player of the Year and third team All-America pick, who rushed for 70 yards on 21 carries on the day.

"Our players fought back from adversity and kept the outcome in doubt until the final two minutes," said Duke's **Fred Goldsmith**, the 1994 National Coach of the Year.

	1	2	3	4		Final
Duke	0	10	3	7	=	20
Wisconsin	13	0	6	15	=	34

Team	Qtr	Time	Play
WISC	1	9:04	Messenger 19 interception return (Schnetzky kick)
WISC	1	3:59	Hall 48 FG
WISC	1	0:04	Hall 43 FG
DUKE	2	8:31	Baldwin 7 run (Cochran kick)
DUKE	2	0:05	Cochran 30 FG
DUKE	3	8:30	Cochran 30 FG
WISC	3	4:05	Fletcher 1 run (Schnetzky kick blocked)
WISC	4	7:08	Burns 11 pass from Bevell (Fletcher pass from Bevell)
DUKE	4	4:10	Baldwin 2 run (Cochran kick)
WISC	4	1:59	Fletcher 49 run (Schnetzky kick)

	Wisconsin	Duke
First Downs	20	24
Rushing Attempts-Net Yards	48-285	29-85
Passing (C-A-I)	11-20-1	28-46-4
Passing Yards	161	314
Total Offensive Yards	446	399
Fumbles-Lost	2-2	0-0
Penalties-Yards	12-86	5-40
Punts-Average	1-38.0	4-42.5

RUSHING - Duke: Baldwin 21-70, Fischer 6-15, White 1-0, Lowman 1-0;

Wisconsin: Fletcher 39-241, Burns 6-45, TEAM 1-0, Bevell 2(-1).

PASSING - Duke: Fischer 28-46-4-314; **Wisconsin:** Bevell 11-20-1-161.

RECEIVING - Duke: Khayat 11-109, Jensen 6-97, Farquhar 3-41, Thomas 3-30, Flemming 2-13, Lowman 1-0, Baldwin 1-9, Opalenick 1-5; **Wisconsin:** Dawkins 3-29, Burns 2-28, Johnson 2-17, Simmons 1-52, Roan 1-17, Jackson 1-0, Fletcher 1-8.

TACKLES - Duke: Pollock 9-1=10, Farmer 8-1=9, Kirkland 6-0=6, Granville 4-2=6, Bagley 4-1=5, Ellis 4-0=4, Edwards 4-0=4, Abdul-Aleem 4-0=4; **Wisconsin:** Monty 10-1=11, Unverzagt 8-1=9, Thompson 5-0=5, Brown 4-1=5, Gales 4-0=4, Tucker 4-1=4, Cascadden 3-0=3, Campbell 3-0=3.

Cincinnati 48, Duke 34

Belk Bowl • December 27, 2012 • Charlotte, N.C.

Cincinnati scored two touchdowns in the final minute of play to post a 48-34 victory over Duke in the Belk Bowl as 48,128 fans watched at Bank of America Stadium. The two teams combined for 54 first downs and 1,114 total yards on the night.

With the score tied at 34-34, Duke held possession deep in Bearcat territory late in the fourth period, but lost a fumble on the six yard line with 1:20 on the clock. The Bearcats took advantage of the turnover, striking for an 83-yard touchdown pass to take the lead before sealing the win with a defensive touchdown.

The Blue Devils jumped out to a 16-0 lead, thanks in part to a blocked punt and recovery for a touchdown by **Tony Foster**, but the Bearcats responded with 27 unanswered points to claim a 27-16 advantage midway through the third quarter on **George Winn's** 46-yard touchdown run.

In the fourth period, after touchdown receptions by Duke's **Conner Vernon** and **David Reeves**, Cincinnati reclaimed the lead at 34-31 when **Brandon Kay** tossed a 25-yard scoring pass to **Chris Moore**. Duke rallied to tie the game at 34-34 on **Ross Martin's** 52-yard field goal with 7:24 left on the clock.

Duke quarterback **Sean Renfree** set Belk Bowl records for passing attempts (49), pass completions (37) and passing yardage (358 yards) while Vernon closed his career with a 10-catch, 119-yard performance. **Josh Snead** rushed 17 times for 107 yards.

Kay threw four touchdown passes on the night to lead the Bearcats.

	1	2	3	4	=	Final
Cincinnati	3	14	10	21	=	48
Duke	16	0	8	10	=	34

Team	Qtr	Time	Play	Drive
DUKE	1	11:48	Connette 5 run (Martin kick blocked)	8-79; 3:12
DUKE	1	6:12	Martin 33 FG	11-44; 3:38
DUKE	1	4:45	Foster 0 blocked punt return (Martin kick)	-
CIN	1	1:43	Miliano 45 FG	8-50; 2:56
CIN	2	4:02	McClung 25 pass from Kay (Miliano kick)	5-54; 2:08
CIN	2	0:42	Abernathy 41 pass from Kay (Miliano kick)	6-98; 1:46
CIN	3	10:02	Miliano 27 FG	8-70; 4:52
CIN	3	7:41	Winn 46 run (Miliano kick)	2:60; 0:41
DUKE	3	3:00	Vernon 10 pass from Renfree (Blakeney pass from Renfree)	11-86; 4:39
DUKE	4	12:45	Reeves 2 pass from Connette (Martin kick)	9-68; 2:55
CIN	4	11:19	Moore 25 pass from Kay (Miliano kick)	4-77; 1:18
DUKE	4	7:24	Martin 52 FG	10-46; 3:48
CIN	4	0:44	Kelce 83 pass from Kay (Miliano kick)	4-94; 0:36
CIN	4	0:14	Temple 55 interception return (Miliano kick)	-

	Cincinnati	Duke
First Downs	18	36
Rush-Pass-Penalty	8-9-1	14-20-2
Rushing Attempts-Net Yards	28-222	39-200
Passing Comp.-Att.-Int	17-25-0	38-50-2
Passing Yards	332	360
Total Offensive Plays-Yards	53-554	89-560
Fumbles-Lost	0-0	3-2
Penalties-Yards	6-59	5-48
Punts-Yards-Average	4-157-39.2	1-79-79.0
Time of Possession	26:18	33:42
Sacks By	0-0	2-12
Third Down / Fourth Down Conversions	3-10 / 0-0	7-13 / 1-2
Red Zone	1-1	4-6

RUSHING – Cincinnati: Winn 16-130, Kay 10-76, McClung 1-14, Luallen 1-2; Duke: Snead 17-107, Duncan 10-37, Thompson 4-30, Crowder 1-12, Connette 5-8, Renfree 2-6.

PASSING – Cincinnati: Kay 17-25-0-332; Duke: Renfree 37-49-2-358, Connette 1-1-0-2.

RECEIVING – Cincinnati: Kelce 5-123, McClung 3-110, Abernathy 3-44, Winn 3-12, Thompkins 2-18, Moore 1-25; Duke: Vernon 10-119, Crowder 6-49, Scott 5-60, Duncan 5-27, Connette 4-31, Blakeney 3-26, Thompson 2-35, Reeves 2-8, Snead 1-5.

TACKLES – Cincinnati: Blair 6-9=15, Cheatham 9-1=10, Bomar 6-4=10, Frey 3-5=8, Chenault 5-2=7, Temple 5-1=6; Duke: Cockrell 7-1=8, Canty 2-5=7, Young-Wiseman 2-3=5, France 1-3=4, Foxx 1-3=4, Byas 3-0=3, Norman 1-2=3, Braxton 1-2=3.

[20] Texas A&M 52, [22] Duke 48

Chick-fil-A Bowl • December 31, 2013 • Atlanta, Ga.

Texas A&M quarterback **Johnny Manziel** accounted for 455 total yards and five touchdowns as the 20th-ranked Aggies defeated No. 22 Duke, 52-48, in the 46th annual Chick-fil-A Bowl as 67,946 spectators watched at the Georgia Dome in Atlanta, Ga.

Texas A&M took its first lead of the game at the 3:33 mark of the final period when **Toney Hurd, Jr.** returned an interception 55 yards for a touchdown to put the Aggies ahead, 52-48. The Aggie defense then recorded a second interception on Duke's next possession to seal the win.

The game earned the highest viewing rating for non-BCS bowl games in **ESPN** history as the two squads combined to set 20 Chick-fil-A Bowl records including most combined points (100) and most combined total offensive yards (1,202).

Duke's **Anthony Boone** threw for a career-high and school bowl game record 427 yards with three TDs while rushing for 27 yards and one more score as the Blue Devils rolled up 661 total offensive yards to mark the third-highest single-game total in Duke history. Boone's two favorite targets were wideout **Jamison Crowder** (12-163) and tight end **Braxton Deaver** (6-116).

The Blue Devils scored on all six of their first half possessions and claimed a 38-17 lead at intermission. Texas A&M scored touchdowns on its first five possessions in the second half to mount the comeback.

The Blue Devil ground attack was paced by running backs **Josh Snead** (17-104) and **Juwan Thompson** (11-92). Snead had two touchdowns on the night on an 11-yard pass from Boone and a 25-yard run.

	1	2	3	4	=	Final
Duke	14	24	3	7	=	48
Texas A&M	3	14	14	21	=	52

Team	Qtr	Time	Play	Drive
DUKE	1	8:50	Snead 11 pass from Boone (Martin kick)	8-63; 3:47
TAMU	1	5:31	Lambo 45 FG	11-53; 3:14
DUKE	1	4:12	Connette 3 run (Martin kick)	5-79; 1:14
DUKE	2	14:21	Boone 11 run (Martin kick)	3-24; 1:18
TAMU	2	13:04	Labhart 23 pass from Manziel (Lambo kick)	4-75; 1:17
DUKE	2	11:49	Crowder 59 pass from Boone (Martin kick)	3-75; 1:15
TAMU	2	6:45	Labhart 9 pass from Manziel (Lambo kick)	13-75; 5:04
DUKE	2	2:31	Snead 25 run (Martin kick)	11-75; 4:14
DUKE	2	0:00	Martin 18 FG	7-49; 2:28
TAMU	3	9:55	Labhart 19 pass from Manziel (Lambo kick)	6-64; 2:03
TAMU	3	5:05	Carson 21 run (Lambo kick)	6-70; 2:03
DUKE	3	0:43	Martin 20 FG	9-73; 4:22
TAMU	4	12:48	Manziel 3 run (Lambo kick)	8-65; 2:55
DUKE	4	6:46	Reeves 21 pass from Boone (Martin kick)	14-75; 6:02
TAMU	4	5:44	Walker 44 pass from Manziel (Lambo kick)	3-67; 0:53
TAMU	4	3:33	Hurd 55 interception return (Lambo kick)	-

	Duke	Texas A&M
First Downs	29	30
Rush-Pass-Penalty	12-17-0	9-20-1
Rushing Attempts-Net Yards	37-234	30-159
Passing Comp.-Att.-Int	29-45-2	30-38-0
Passing Yards	427	382
Total Offensive Plays-Yards	82-661	68-541
Fumbles-Lost	1-0	0-0
Penalties-Yards	3-30	4-40
Punts-Yards-Average	0-0-0.00	1-0-0.00
Time of Possession	35:02	24:58
Sacks By	0-0	1-7
Third Down / Fourth Down Conversions	9-15 / 3-4	4-9 / 1-1
Red Zone	5-5	3-3

RUSHING – Duke: Snead 17-104, Thompson 11-92, Boone 5-27, Powell 2-7, Connette 2-4;

Texas A&M: Manziel 11-73, Malena 8-45, Williams 4-23, Carson 4-21, TEAM 3(-3).

PASSING – Duke: Boone 29-45-2-427; Texas A&M: Manziel 30-38-0-382.

RECEIVING – Duke: Crowder 12-163, Deaver 6-116, Snead 3-21, Braxton 3-17, Barnes 2-48, Blakeney 1-23, Reeves 1-21, Thompson 1-18; Texas A&M: Labhart 7-76, Walker 6-113, Kennedy 5-52, Evans 4-72, Gonzalez 3-18, Clear 2-38, Malena 1-6, J. Williams 1-6, T. Williams 1-1.

TACKLES – Duke: Helton 9-2=11, Edwards 7-2=9, Ke. Brown 6-2=8, Cockrell 6-0=6, Cash 3-1=4, Foxx 2-2=4; Texas A&M: Honeycutt 6-3=9, Mastrogiovanni 4-4=8, Jenkins 2-5=7, Hurd 4-2=6, Arnold 3-3=6, Everett 5-0=5, Askew 3-2=5.

[15] Arizona State 36, Duke 31

Sun Bowl • December 27, 2014 • El Paso, Texas

Arizona State scored the go-ahead touchdown with 4:45 remaining in the game and intercepted Duke quarterback **Anthony Boone** in the end zone with 45 seconds left to record a 36-31 Sun Bowl victory against the Blue Devils in front of 47,809 fans at Sun Bowl Stadium.

After falling behind 20-3 midway through the second quarter, Duke clawed its way back and took its first lead at 31-30 with 5:03 to play in the fourth period as wide receiver **Jamison Crowder** threw a 12-yard touchdown pass to wide receiver **Issac Blakeney**. The drive was kept alive with a 30-yard completion on a fake punt from **Will Monday** to wide receiver **Johnell Barnes** that set Duke up with a first-and-10 at the ASU 20.

Kalen Ballage returned the ensuing kickoff 96 yards to give the Sun Devils first-and-goal at the Duke four-yard line. Quarterback **Sean Kelly** tossed his second touchdown of the day to **Demario Richard** on the next play to put ASU back ahead.

After the score, Duke took over at its own 29-yard line and used a 43-yard completion from Boone to Crowder to reach the Sun Devil 24-yard line. On third-and-10 from the ASU 14 with under a minute to play, Boone was intercepted in the end zone to seal the victory for the Sun Devils.

Crowder was a spark throughout the game, finishing with seven receptions for 102 yards and a 68-yard punt return for a touchdown as well as the 12-yard scoring pass to Blakeney. The seven catches moved Crowder into a tie for first with former Blue Devil **Conner Vernon** on the ACC and Duke career reception total charts with 283.

Richard had the two receiving scores and two rushing TDs to pace Arizona State.

	1	2	3	4		Final
Arizona State	10	10	10	6	=	36
Duke	3	14	0	14	=	31

Team	Qtr	Time	Play	Drive
FSU	2	12:36	Benjamin 14 pass from Winston (Aguayo kick)	9-64; 4:03
ASU	1	10:50	Richard 9 yd run (Gonzalez kick)	5-49; 1:33
ASU	1	7:39	Gonzalez 28 yd field goal	7-68; 1:43
DUKE	1	2:59	Martin 40 yd field goal	11-43; 4:33
ASU	2	12:55	Gonzalez 38 yd field goal	14-54; 5:04
ASU	2	7:31	Richard 1 yd run (Gonzalez kick)	12-66; 4:23
DUKE	2	3:44	Powell 14 yd pass from Boone (Martin kick)	8-78; 3:41
DUKE	2	1:49	Crowder 68 yd punt return (Martin kick)	-
ASU	3	11:08	Richard 11 yd pass from Kelly (Gonzalez kick)	8-75; 3:52
ASU	3	2:23	Gonzalez 47 yd field goal	7-34; 2:43
DUKE	4	10:10	Barnes 14 yd pass from Boone (Martin kick)	15-69; 7:05
DUKE	4	5:03	Blakeney 12 yd pass from Crowder (Martin kick)	11-60; 4:19
ASU	4	4:45	Richard 4 yd pass from Kelly (Kelly rush failed)	1-4; 0:05

	Arizona State	Duke
First Downs	22	21
Rush-Pass-Penalty	8-13-1	10-11-0
Rushing Attempts-Net Yards	35-152	44-165
Passing Comp.-Att.-Int	24-34-0	17-33-1
Passing Yards	240	235
Total Offensive Plays-Yards	69-392	77-400
Fumbles-Lost	2-0	1-1
Penalties-Yards	2-10	4-35
Punts-Yards-Average	1-43-43.0	3-109-36.3
Time of Possession	24:53	35:07
Sacks By	0-0	3-22
Third Down / Fourth Down Conversions	4-13 / 2-4	10-20 / 4-4
Red Zone	6-6	3-4

RUSHING – Arizona State: Foster 11-79, Richard 7-41, Kelly 9-24, Ballage 5-14, TEAM 3-(-6); **Duke:** Powell 29-117, Boone 6-29, Wilson 4-8, Sirk 2-6, Crowder 1-3, Snead 2-2.

PASSING – Arizona State: Kelly 24-34-0-240; **Duke:** Boone 15-31-1-193, Crowder 1-1-0-12, Monday 1-1-0-30.

RECEIVING – Arizona State: Strong 7-103, Richard 5-22, Gammage 4-23, Foster 3-42, Kohl 2-22, Chambers 1-14, Jefferson 1-7, Nelson 1-7; **Duke:** Crowder 7-102, Blakeney 4-38, Powell 3-52, Barnes 2-44, McCaffrey 1-(-1).

TACKLES – Arizona State: Longino 2-15=17, Hardison 3-10=13, Fiso 3-9=12, Simone 1-9=10, Moeakiola 2-7=9, Smallwood 3-3=6, Randall 2-3=5; **Duke:** Edwards 6-8=14, Singleton 5-5=10, Helton 3-6=9, Cash 4-4=8, France 3-4=7, Fields 2-2=4, Brown 0-4=4.

Duke 44, Indiana 41 (OT)

Pinstripe Bowl • December 26, 2015 • New York, N.Y.

Duke kicked a field goal in overtime and watched as Indiana missed its tying attempt to secure the Blue Devils' first bowl victory since 1961. **Thomas Sirk** and **Shaun Wilson** shared MVP honors in Duke's first postseason win since a 7-6 win over Arkansas in the Cotton Bowl played on January 1, 1961.

A **Ross Martin** 36-yard field goal put the finishing touches on a game of momentum swings and big plays as Duke jumped out to a 10-0 lead only to trail by seven with 42 seconds to play.

A Martin field goal and 85-yard touchdown run by Wilson pushed the Blue Devils to a 10-0 advantage at the end of the opening quarter before Indiana answered in the second frame with two touchdowns to go up 14-10 with 1:25 remaining in the half. A Sirk 73-yard TD run put Duke up 17-14 with 60 seconds left in the second quarter, but Indiana kicked a 45-yard field goal to even the score at intermission.

The lead changed hands four times in the third quarter with Indiana owning a four-point edge at 31-27 to begin the fourth period. The Hoosiers made it a seven-point cushion on a **Griffin Oakes** 27-yard field goal, but Wilson's 98-yard kickoff return evened the score again.

Nate Sudfeld put Indiana in great position for the win with a 25-yard touchdown pass to **Mitchell Paige** with 4:03 to play in regulation, but Sirk marched the Blue Devils 78 yards on 13 plays and scored on a five-yard run with 41 seconds left to force overtime.

	1	2	3	4	OT		Final
Indiana	0	17	14	10	0	=	41
Duke	10	7	10	14	3	=	44

Team	Qtr	Time	Play	Drive
DUKE	1	9:48	Martin 52 FG	13-45; 4:15
DUKE	1	1:16	Wilson 85 run (Martin kick)	1-85; 0:14
IND	2	6:56	Timian 27 pass from Sudfeld (Oakes kick)	10-78; 3:25
IND	2	1:25	Redding 17 run (Oakes kick)	6-53; 2:00
DUKE	2	1:00	Sirk 73 run (Martin kick)	2-73; 0:21
IND	2	0:03	Oakes 45 FG	7-49; 0:51
DUKE	3	11:00	Martin 34 FG	10-59; 4:00
IND	3	7:11	Westbrook 3 pass from Sudfeld (Oakes kick)	8-59; 3:39
DUKE	3	5:25	Deaver 10 pass from Sirk (Martin kick)	3-19; 0:54
IND	3	1:20	Rodriguez 10 run (Oakes kick)	6-65; 1:52
IND	4	11:12	Oakes 27 FG	7-43; 1:42
DUKE	4	10:55	Wilson 98 yd kickoff return (Martin kick)	-
IND	4	4:03	Paige 25 yd pass from Sudfeld (Oakes kick)	5-82; 2:04
DUKE	4	0:41	Sirk 5 yd run (Martin kick)	13-78; 3:12
DUKE	OT	0:00	Martin 36 FG	3-8; 0:00

	Indiana	Duke
First Downs	33	23
Rush-Pass-Penalty	14-16-3	15-7-1
Rushing Attempts-Net Yards	47-278	46-373
Passing Comp.-Att.-Int	28-52-2	17-40-3
Passing Yards	389	163
Total Offensive Plays-Yards	99-667	86-536
Fumbles-Lost	1-1	0-0
Penalties-Yards	7-54	5-61
Punts-Yards-Average	5-212-42.4	5-210-42.0
Time of Possession	31:27	28:33
Sacks By	1-4	0-0
Third Down / Fourth Down Conversions	10-20 / 1-3	7-19 / 1-3
Red Zone	4-5	3-4

RUSHING – Indiana: Redding 35-227, Sudfeld 3-20, Rodriguez 4-16, Brookins 3-8, Wilson 1-5, Paige 1-2; **Duke:** Sirk 20-155, Duncan 13-109, Wilson 9-103, Powell 3-8, TEAM 1-(-2).

PASSING – Indiana: Sudfeld 28-51-2-389; Paige 0-1-0-0; **Duke:** Sirk 17-37-2-163, Monday 0-1-0-0, Boehme 0-1-0-0, Wilson 0-1-1-0.

RECEIVING – Indiana: Paige 11-95, Cobbs 6-121, Jones 4-89, Westbrook 2-26, Timian 1-27, Corsaro 1-12, Booker 1-9, Redding 1-7, Cooper 1-3; **Duke:** McCaffrey 4-42, Rahming 3-49, Powell 3-17, Deaver 2-15, Wilson 2-15, Schneider 1-17, Duncan 1-4, Nash 1-4.

TACKLES – Indiana: Newton 7-8=15, Oliver 4-6=10, Crawford 4-5=9, Scales 5-3=8, Dawkins 5-2=7, Shaw 5-2=7, Latham 1-4=5; **Duke:** Singleton 6-6=12, Humphreys 5-6=11, Norman 6-4=10, Edwards 7-1=8, Wary 4-4=8, Carter 5-1=6, Brown 1-5=6.

Duke 36, Northern Illinois 14

Quick Lane Bowl • December 26, 2017 • Detroit, Mich.

Duke won its second straight bowl game with a 36-14 Quick Lane victory against Northern Illinois in front of 20,211 fans at Ford Field. Most Valuable Player **Daniel Jones** helped the Blue Devils to the win, throwing for 252 yards, rushing for 86 and accounting for three touchdowns as Duke secured its seventh victory of the year.

After Duke jumped out to a 14-0 lead after the first quarter, the Huskies answered at the beginning of the second frame with two quick touchdowns to even the game at 14-14 with 12:22 to play in the opening half.

From there, Jones took control, throwing a 33-yard touchdown pass to wide receiver **T.J. Rahming** at the 6:09 mark of the second quarter and tossing an 11-yard scoring strike to running back **Shaun Wilson** with 93 seconds to go in the half to put Duke ahead 26-14 at intermission.

A seven yard scoring run for **Brittain Brown** in the third quarter and 24-yard field goal from **William Holmquist** capped the second half scoring as the Blue Devils tallied the game's final 22 points.

Jones' 252 passing yards were the fifth most by a Blue Devil in a bowl game while his three touchdowns accounted for are tied for the second most in Duke bowl history. His two passing touchdowns tied the Quick Lane Bowl record and 27 completions set the game's record.

With the victory, the Blue Devils won consecutive bowl games for just the second time in program history, joining the 1945 Sugar Bowl and 1955 Orange Bowl triumphs. Duke also earned its fourth winning season in the last five years, the most successful stretch for the program since four winning campaigns in five seasons between 1960-64.

	1	2	3	4	=	Final
Duke	14	12	7	3	=	36
Northern Illinois	0	14	0	0	=	14

Team	Qtr	Time	Play	Drive
DUKE	1	6:00	Jones 1 run (Holmquist kick)	10-58; 3:28
DUKE	1	3:17	Wilson 1 run (Holmquist kick)	3-11; 1:15
NIU	2	14:21	Harbison 25 run (Hagan kick)	2-68; 0:28
NIU	2	12:22	Wesley 67 pass from Childers (Hagan kick)	2-69; 0:37
DUKE	2	6:09	Rahming 33 pass from Jones (Holmquist kick failed)	8-80; 2:53
DUKE	2	1:33	Wilson 11 pass from Jones (Jones pass intercepted)	7-64; 2:32
DUKE	3	6:58	Brown 7 run (Holmquist kick)	11-67; 3:52
DUKE	4	7:37	Holmquist 24 field goal	16-64; 7:38

	Northern Illinois	Duke
First Downs	13	27
Rush-Pass-Penalty	5-6-2	14-13-0
Rushing Attempts-Net Yards	29-65	52-213
Passing Comp.-Att.-Int.	15-28-0	27-40-0
Passing Yards	234	252
Total Offensive Plays-Yards	57-299	92-465
Fumbles-Lost	2-1	0-0
Penalties-Yards	3-11	2-30
Punts-Yards-Average	5-208-41.6	5-177-35.4
Time of Possession	21:39	38:21
Sacks By	2-10	2-18
Third Down / Fourth Down Conversions	1-12/0-6	10-19/2-3
Red Zone	0-1	5-6

RUSHING - Northern Illinois: Harbison 13-59, Childers 11-19, Jones 1-3, Tears 1(-2), Blake 2(-3), Orne 1(-1); **Duke:** Jones 16-86, Wilson 16-75, Brown 13-41, Harris 2-7, Jackson 4-6, TEAM 1(-2).

PASSING - Northern Illinois: Childers 15-26-0-234, Ference 0-1-0-0, Blake 0-1-0-0;

Duke: Jones 27-40-0-252.

RECEIVING - Northern Illinois: Tears 4-67, Brown 4-23, Blake 3-28, Wesley 2-109, Jones 1-4, Harbison 1-3; **Duke:** Helm 5-73, Taylor 5-48, Rahming 4-62, Koppenhaver 4-35, Wilson 4-22, Brown 2-3, Lloyd 2-3, Young 1-6.

TACKLES - Northern Illinois: Allen 8-4=12, Johnson 6-6=12, Jones 6-4=10, Smith 4-3=7, Williams 5-0=5, Lorbeck 2-3=5, Corley 3-1=4, Schwab 3-1=4, Olootu 3-1=4; **Duke:** Singleton 9-1=10, Giles-Harris 3-5=8, Humphreys 4-2=6, Gilbert 3-1=4, Saxton II 2-2=4, Hill 3-0=3, Carter II 2-1=3.

Duke 56, Temple 27

Walk-On's Independence Bowl • December 27, 2018 • Shreveport, La.

Redshirt junior quarterback **Daniel Jones** threw for 423 yards and five touchdowns, senior wide receiver **T.J. Rahming** caught 12 passes for 240 yards and two scores, and Duke blew past Temple 56-27 in the Walk-On's Independence Bowl.

The Blue Devils scored touchdowns on seven straight drives, flipping a 27-14 deficit in the second quarter to a 56-27 lead by midway through the fourth by scoring 42 unanswered points.

Jones' five touchdown passes and 423 yards passing both set Independence Bowl records. So did Duke's 56 points.

Duke, which won its third consecutive bowl game, now owns four seasons with eight or more wins in the last six years, the most successful stretch for the program since four in six from 1938-43.

Head coach **David Cutcliffe** won his fourth Independence Bowl. He led Ole Miss to victories in Shreveport in 1998, 1999 and 2002 and is already enshrined in the bowl's Hall of Honor. Cutcliffe won his third bowl game with the Blue Devils, the most for any Duke head coach in program history.

Temple took a 13-7 lead in the first half after **Delvon Randall's** 52-yard interception return for a touchdown. The Owls then pushed ahead 27-14 late in the second quarter, but Duke responded with 22-yard touchdown pass from Jones to Rahming to pull within 27-21 by halftime.

	1	2	3	4	=	Final
Temple	13	14	0	0	=	27
Duke	7	14	21	14	=	56

Team	Qtr	Time	Play	Drive
DU	1	10:36	Harris 2 run (Wareham kick)	6-77; 2:29
TEM	1	8:43	Russo 15 run (Mobley kick)	5-26; 1:53
TEM	1	5:42	Randall 52 interception return (Mobley kick failed)	
TEM	2	10:25	Ritrovato 1 run (Mobley kick)	10-58; 3:13
DU	2	7:42	Taylor 34 pass from Jones (Wareham kick)	7-70; 2:43
TEM	2	4:26	Yancy 8 pass from Russo (Mobley kick)	9-79; 3:16
DU	2	1:11	Rahming 22 pass from Jones (Wareham kick)	10-75; 3:15
DU	3	11:06	Jones 1 run (Wareham kick)	9-59; 3:54
DU	3	7:28	Rahming 85 pass from Jones (Wareham kick)	2-83; 0:45
DU	3	2:49	Bobo 7 pass from Jones (Wareham kick)	9-68; 3:01
DU	4	14:55	Brown 4 run (Wareham kick)	3-10; 1:22
DU	4	10:16	Koppenhaver 4 pass from Jones (Wareham kick)	7-43; 2:56

	Temple	Duke
First Downs	19	22
Rush-Pass-Penalty	3-15-1	7-15-0
Rushing Attempts-Net Yards	29-53	39-123
Passing Comp.-Att.-Int	25-46-1	32-44-3
Passing Yards	228	440
Total Offensive Plays-Yards	75-281	83-563
Fumbles-Lost	2-1	1-0
Penalties-Yards	3-35	4-30
Punts-Yards-Average	5-216-43.2	3-122-40.7
Time of Possession	25:53	34:07
Sacks By	3-13	3-20
Third Down / Fourth Down Conversions	6-14/0-3	10-17/2-3
Red Zone	3-3	6-6

RUSHING - Temple: Gardner 7-34, Ritrovato 8-15, Russo 7-12, Jennings 6-12; **Duke:** Jackson 10-41, Brown 5-19, Holmberg 1-19, Rahming 2-17, Harris 6-16, Deveaux 3-7, Durant 3-4, Carter 2-3, Wolitzer 1-3, Jones 6(-6).

PASSING - Temple: Russo 25-46-228-1; **Duke:** Jones 30-41-423-2, Harris 2-3-17-1.

RECEIVING - Temple: Yancy 5-57, Bryant 4-31, Mack 3-45, Ryan 3-44, Jones 2-17, Yeboah 2-11, Myarick 2-10, Williams 1-13, Gardner 1-3, Ritrovato 1(-1), Johnson 1(-2); **Duke:** Rahming 12-240, Lloyd 5-47, Helm 4-23, Taylor 3-56, Jackson 2-7, Harris 1-24, Pihlyaw-Johnson 1-20, Bobo 1-7, Gray 1-6, Jones 1-6, Koppenhaver 1-4.

TACKLES - Temple: Roche 6-2=8, Randall 7-0=7, Graham-Mobley 4-3=7, Bradley 4-2=6, Franklin 5-0=5, Russell 4-1=5, Thomas 4-0=4, Walls 2-2=4, Jones 2-2=4; **Duke:** Neal 7-1=8, Johnson 5-3=8, Young IV 6-1=7, Hill 1-5=6, Quansah 5-0=5, Jordan 4-1=5, Blackwell 4-1=5, Feamster 4-0=4, Waters 2-1=3, McSwain 2-0=2, Jackson 2-0=2, Tangelo 1-1=2.

ACC CHAMPIONSHIP GAME SUMMARY

[1] Florida State 45, [20] Duke 7

Dr Pepper ACC Championship Game • December 7, 2013

Bank of America Stadium • Charlotte, N.C. • ABC

Florida State quarterback **Jameis Winston** threw for 330 yards and accounted for four total touchdowns as the top-ranked Seminoles defeated No. 20 Duke 45-7 in the Dr Pepper ACC Football Championship Game at Bank of America Stadium.

Duke freshman **Breon Borders** picked off a pair of Winston passes, becoming the first player in ACC Football Championship Game history with two interceptions. The picks gave Borders four on the year, setting the Duke freshman single-season record.

Duke managed only 239 yards of total offense and was plagued by three turnovers.

Wide receiver **Jamison Crowder** caught a game-high eight passes for 66 yards, breaking Duke's single-season receiving yards record in the process. The yardage raised Crowder's total to 1,197 receiving yards. His 96 catches are also a Duke single-season record.

Running back **Josh Snead** scored Duke's lone touchdown of the night on a five-yard run with just over a minute left in the game.

	1	2	3	4	=	Final
Duke	0	0	0	7	=	7
Florida State	0	17	21	7	=	45

Team	Qtr	Time	Play	Drive
FSU	2	12:36	Benjamin 14 pass from Winston (Aguayo kick)	9-64; 4:03
FSU	2	3:37	Williams 12 run (Aguayo kick)	11-73; 5:01
FSU	2	0:25	Aguayo 45 FG	7-53; 0:58
FSU	3	9:52	Shaw 11 pass from Winston (Aguayo kick)	3-26; 1:01
FSU	3	6:31	Benjamin 54 pass from Winston (Aguayo kick)	5-87; 1:49
FSU	3	2:38	Winston 17 run (Aguayo kick)	4-61; 1:25
FSU	4	7:25	Freeman 7 run (Aguayo kick)	9-92; 4:33
DUKE	4	1:01	Snead 5 run (Martin kick)	14-75; 6:24

	Duke	Florida State
First Downs	15	31
Rush-Pass-Penalty	6-8-1	13-16-2
Rushing Attempts-Net Yards	31-99	43-239
Passing Comp.-Att.-Int	21-42-2	19-32-2
Passing Yards	140	330
Total Offensive Plays-Yards	73-239	75-569
Fumbles-Lost	1-1	1-1
Penalties-Yards	3-32	6-65
Punts-Yards-Average	9-375-41.7	4-167-41.8
Time of Possession	30:44	29:16
Sacks By	1-9	2-5
Third Down / Fourth Down Conversions	7-20 / 0-0	6-11 / 0-0
Red Zone	1-1	5-5

RUSHING - Duke: Powell 8-44, Thompson 6-19, Snead 7-17, Duncan 5-16, Crowder 1-4, Connette 1-4, Boone 3-(-5); **Florida State:** Freeman 18-91, Winston 10-59, Williams 7-55, Wilder 5-25, Stevenson 1-6, Abram 1-2, Green 1-1.

PASSING - Duke: Boone 20-40-2-138, Connette 1-1-0-2, Crowder 0-1-0-0;

Florida State: Winston 19-32-2-330.

RECEIVING - Duke: Crowder 8-66, Deaver 4-17, Blakeney 2-22, McCaffrey 2-14, Barnes 2-(-2), Reeves 1-10, Duncan 1-8, Powell 1-5; **Florida State:** Greene 6-67, Benjamin 5-119, Shaw 4-74, O'Leary 3-48, Freeman 1-22.

TACKLES - Duke: Cash 5-3=8, Helton 4-4=8, Ke. Brown 5-0=5, Singleton 4-1=5; **Florida State:** Jernigan 5-5=10, Tel. Smith 7-1=8, Andrews 5-0=5, Williams 3-1=4.

OVERTIME GAMES (5-6)

Date	Final Score	OT	Location
November 8, 1997	Clemson 29, Duke 20 Game-Winning Scoring Play David Richardson 36-yard FG & Rahim Abdullah 63-yard INT return	1	Clemson, S.C.
October 31, 1998	Vanderbilt 36, Duke 33 John Markham 19-yard FG	2	Nashville, Tenn.
September 18, 1999	Northwestern 15, Duke 12 Sam Simmons 27-yard pass from Nick Kreinbrink	1	Durham, N.C.
October 9, 1999	Duke 24, Virginia 17 Benjamin Watson 7-yard pass from Spencer Romine	2	Charlottesville, Va.
October 23, 1999	N.C. State 31, Duke 24 Jamie Barnette 7-yard run	1	Durham, N.C.
September 13, 2003	Duke 27, Rice 24 Brent Garber 30-yard FG	1	Durham, N.C.
November 24, 2007	North Carolina 20, Duke 14 Greg Little 25-yard rush	1	Chapel Hill, N.C.
November 1, 2008	Wake Forest 33, Duke 30 Shane Popham 28-yard FG	1	Winston-Salem, N.C.
November 1, 2014	[24] Duke 51, Pittsburgh 48 Thomas Sirk 5-yard run	2	Pittsburgh, Pa.
October 24, 2015	[23] Duke 45, Virginia Tech 43 Erich Schneider 25-yard reception & Thomas Sirk 2-point PAT	4	Blacksburg, Va.
December 26, 2015	Duke 44, Indiana 41 Ross Martin 36-yard FG	1	New York, N.Y.

DUKE IN THE AP POLL

1936	1941	1947	1954	1971
O 19 2nd	O 13 3rd	O 6 13th	S 20 19th	S 20 20th
O 26 13th	O 20 4th	O 13 17th	S 27 7th	S 27 19th
N 2 15th	O 27 4th	O 20 15th	O 4 6th	O 4 14th
N 9 13th	N 3 4th	O 27 9th	O 11 6th	O 18 19th
N 16 16th	N 10 3rd	N 3 13th	O 18 19th	
N 23 11th	N 17 3rd	*D 8 19th	O 25 16th	1989
*N 30 11th	N 24 3rd		N 1 11th	N 14 25th
	*D 1 2nd	1948	N 22 20th	N 21 23rd
1937		O 11 18th	*N 29 14th	N 28 20th
O 18 10th	1943	O 18 15th		D 5 20th
O 25 13th	O 4 5th		1955	D 12 20th
N 1 11th	O 11 6th	1949	S 26 16th	
N 8 8th	O 18 9th	O 3 14th	O 3 13th	1994
N 22 18th	O 25 8th	O 31 16th	O 10 11th	O 11 25th
*N 29 20th	N 1 9th		O 17 5th	O 18 20th
	N 8 7th	1950	O 24 17th	O 25 16th
1938	N 15 6th	O 2 14th	N 7 18th	N 1 23rd
O 17 9th	N 22 5th		N 14 20th	N 8 18th
O 24 11th	*N 29 7th	1951	N 21 18th	N 15 24th
O 31 9th		O 1 16th		N 29 25th
N 7 7th	1944		1957	D 6 25th
N 14 4th	N 6 20th	1952	S 23 7th	
N 21 3rd	N 13 10th	S 29 10th	S 30 4th	2013
N 28 3rd	N 20 11th	O 6 6th	O 7 5th	N 17 25th
*D 5 3rd	N 27 11th	O 13 5th	O 14 5th	N 24 24th
	*D 4 11th	O 22 6th	O 21 4th	D 1 20th
1939		O 27 6th	O 28 7th	D 8 22nd
O 17 13th	1945	N 3 12th	N 4 16th	*J 7 23rd
O 23 12th	O 8 13th	N 17 20th	N 11 11th	
O 30 12th	O 15 16th	N 24 13th	N 25 16th	2014
N 6 15th	O 22 19th	*D 1 16th	*D 2 16th	O 26 24th
N 13 13th	O 29 18th			N 2 22nd
N 20 8th	N 5 16th	1953	1960	N 9 19th
N 27 7th	N 12 20th	S 13 10th	O 24 15th	N 16 25th
D 4 6th	N 19 15th	S 28 12th	O 31 13th	
*D 11 8th	N 26 11th	O 5 8th	N 7 7th	2015
	*D 3 13th	O 12 7th	N 14 6th	O 11 25th
1940		O 19 16th	N 21 11th	O 18 23rd
O 28 18th	1946	O 26 13th	*N 28 10th	O 25 22nd
N 4 12th	O 14 17th	N 2 10th		
N 11 12th	O 21 13th	N 9 14th	1961	2018
N 25 20th	O 28 19th	N 16 15th	*D 4 20th	S 23 22nd
*D 2 18th	N 11 20th	*N 30 18th		

*Final poll

HOMECOMING RESULTS (45-50-1)

1924	Wake Forest	L	0-32	1974	Army	W	33-14
1925	Wake Forest	L	3-21	1975	Clemson	W	25-21
1926	Davidson	L	0-20	1976	Maryland	L	3-30
1927	North Carolina	L	0-18	1977	Clemson	L	11-17
1928	South Dakota	W	25-7	1978	Maryland	L	0-27
1929	Pittsburgh	L	7-52	1979	Clemson	L	10-28
1930	Virginia	W	32-0	1980	Georgia Tech	W	17-12
1931	VMI	W	13-0	1981	Clemson	L	10-38
1932	Maryland	W	34-0	1982	Wake Forest	W	46-26
1933	Tennessee	W	10-2	1983	Georgia Tech	W	32-26
1934	Georgia Tech	W	20-0	1984	Wake Forest	L	16-20
1935	Tennessee	W	19-6	1985	Georgia Tech	L	0-9
1936	Colgate	W	6-0	1986	Maryland	L	19-27
1937	Tennessee	T	0-0	1987	Georgia Tech	W	48-14
1938	Georgia Tech	W	6-0	1988	Maryland	L	24-34
1939	Syracuse	W	33-6	1989	N.C. State	W	35-26
1940	Georgia Tech	W	41-7	1990	Wake Forest	W	57-20
1941	Tennessee	W	19-0	1991	Georgia Tech	L	6-17
1942	Georgia Tech	L	7-26	1992	Maryland	L	25-27
1943	North Carolina	W	14-7	1993	Georgia Tech	L	14-47
1944	Georgia Tech	W	19-13	1994	North Carolina	L	40-41
1945	Navy	L	0-21	1995	Georgia Tech	L	21-37
1946	Georgia Tech	L	0-14	1996	Clemson	L	6-13
1947	Missouri	L	7-28	1997	Navy	W	26-17
1948	Georgia Tech	L	7-19	1998	Virginia	L	0-24
1949	Virginia Tech	W	55-7	1999	Vanderbilt	L	14-31
1950	Georgia Tech	W	30-21	2000	North Carolina	L	21-59
1951	Virginia	L	7-30	2001	Georgia Tech	L	10-37
1952	Georgia Tech	L	7-28	2002	Virginia	L	22-27
1953	Purdue	W	20-14	2003	Wake Forest	L	13-42
1954	Army	L	14-28	2004	The Citadel	W	28-10
1955	Pittsburgh	L	7-26	2005	Navy	L	21-28
1956	SMU	W	14-6	2006	Virginia	L	0-37
1957	Maryland	W	14-0	2007	Virginia Tech	L	14-43
1958	Baylor	W	12-7	2008	Miami	L	31-49
1959	Army	L	6-21	2009	N.C. Central	W	49-14
1960	Georgia Tech	W	6-0	2010	Army	L	21-35
1961	Clemson	L	7-17	2011	Tulane	W	48-27
1962	California	W	21-7	2012	Memphis	W	38-14
1963	Clemson	W	35-30	2013	Troy	W	38-31
1964	Georgia Tech	L	8-21	2014	Tulane	W	47-13
1965	Clemson	L	2-3	2015	Boston College	W	9-7
1966	Georgia Tech	L	7-48	2016	Virginia	L	20-34
1967	Clemson	L	7-13	2017	Baylor	W	34-20
1968	Virginia	L	20-50	2018	N.C. Central	W	55-13
1969	North Carolina	W	17-13	2019	Georgia Tech	W	41-23
1970	Georgia Tech	L	16-24	2020	N/A Due to Covid-19 Pandemic		
1971	N.C. State	W	41-13	2021	Pittsburgh	L	29-54
1972	Maryland	W	20-14				
1973	Tulane	L	17-24				

DUKE VS. NATIONALLY-RANKED OPPONENTS (AP Poll)

(28-146-6 Overall; 10-61-4 vs. Top 10)

1937	N 27 Pittsburgh (18/1)	H	L	0-10
1938	N 26 Pittsburgh (3/4)	H	W	7-0
1939	J 2 Southern Cal (3/7)	N ¹³	L	3-7
	N 18 North Carolina (13/7)	H	W	13-3
1942	J 1 Oregon State (2/12)	H	L	16-20
	O 17 Colgate (-/9)	N ¹¹	W	34-0
	O 31 Georgia Tech (-/9)	H	L	7-26
1943	O 9 Navy (5/4)	N ¹⁴	L	13-14
1944	O 14 Navy (-/6)	N ¹⁴	L	0-7
	O 21 Army (-/2)	N ¹⁵	L	7-27
	N 4 Georgia Tech (-/5)	H	W	19-13
	N 11 Wake Forest (20/12)	H	W	34-0
1945	O 27 Army (19/1)	N ¹⁵	L	13-48
1946	O 26 Army (13/1)	N ¹⁵	L	0-19
	N 2 Georgia Tech (19/16)	H	L	0-14
	N 9 Wake Forest (-/13)	H	W	13-0
	N 23 North Carolina (-/14)	A	L	7-22
1947	O 25 Wake Forest (15/11)	A	W	13-6
	N 1 Georgia Tech (9/6)	A	L	0-7
1948	O 30 Georgia Tech (-/6)	H	L	7-19
	N 6 Wake Forest (-/18)	H	L	20-27
	N 20 North Carolina (-/5)	A	L	0-20
1951	O 6 Tennessee (-/3)	A	L	0-26
	N 3 Georgia Tech (-/5)	A	T	14-14
1952	O 4 Tennessee (10/11)	H	W	7-0
	O 25 Virginia (6/9)	A	W	21-7
	N 1 Georgia Tech (6/4)	H	L	7-28
1953	N 21 Georgia Tech (15/12)	A	L	10-13
1954	O 9 Purdue (6/5)	A	T	13-13
	O 16 Army (6/18)	H	L	14-28
	N 6 Navy (11/19)	N ⁹	L	7-40
1955	O 15 Ohio State (11/14)	A	W	20-14
	O 29 Georgia Tech (17/12)	A	L	0-27
	N 5 Navy (-/9)	N ¹⁴	T	7-7
1956	O 6 Tennessee (-/9)	H	L	20-33
	O 13 SMU (-/19)	H	W	14-6
	O 20 Pittsburgh (-/16)	N ⁹	L	14-27
	N 3 Georgia Tech (-/2)	H	L	0-7
	N 10 Navy (-/12)	H	T	7-7
1957	O 12 Rice (5/15)	A	W	7-6
	O 26 N.C. State (4/11)	A	T	14-14
	N 9 Navy (16/7)	N ¹⁴	T	6-6
	N 16 Clemson (11/14)	H	W	7-6
1958	J 1 Oklahoma (16/4)	N ¹⁹	L	21-48
	O 18 Notre Dame (-/12)	A	L	7-9
	N 8 LSU (-/1)	A	L	18-50
	N 22 North Carolina (-/17)	A	W	7-6
1959	S 26 Ohio State (-/12)	A	L	13-14
	O 31 Georgia Tech (-/9)	A	W	10-7
	N 7 Clemson (-/10)	A	L	0-6
1960	N 5 Navy (13/4)	H	W	19-10
1961	J 2 Arkansas (10/7)	N ²⁰	W	7-6
1963	N 16 Navy (-/2)	H	L	25-38
1964	O 31 Georgia Tech (-/8)	H	L	8-21
1966	O 29 Georgia Tech (-/6)	H	L	7-48
	N 12 Notre Dame (-/1)	A	L	0-64
1967	O 28 N.C. State (-/5)	A	L	7-28
1970	O 3 Ohio State (-/1)	A	L	10-34
	O 10 West Virginia (-/11)	A	W	21-13
1971	S 18 South Carolina (-/19)	H	W	28-12
	O 2 Stanford (19/10)	A	W	9-3
1972	S 9 Alabama (-/7)	N ²³	L	12-35
	S 16 Washington (-/12)	A	L	6-14
	S 23 Stanford (-/19)	H	L	6-10
	N 18 North Carolina (-/16)	A	L	0-14
1973	S 15 Tennessee (-/9)	A	L	17-21
	O 13 Tulane (-/18)	H	L	17-24
	N 17 N.C. State (-/20)	H	L	3-21
1974	S 14 N.C. State (-/16)	A	L	21-35
	O 26 Florida (-/12)	A	L	13-30
	N 16 Maryland (-/13)	N ⁹	L	13-56
1975	S 12 Southern Cal (-/4)	A	L	7-35
	O 25 Florida (-/12)	A	L	16-24
1976	O 2 Pittsburgh (-/2)	H	L	31-44
	O 23 Maryland (-/6)	H	L	3-30
1977	S 17 Michigan (-/1)	A	L	9-21
	N 19 North Carolina (-/18)	H	L	3-16
1978	S 30 Michigan (-/4)	A	L	0-52
	O 28 Maryland (-/5)	H	L	0-27
1979	N 10 Wake Forest (-/20)	A	L	14-17
1980	S 20 Auburn (-/19)	A	L	28-35
	O 11 South Carolina (-/17)	A	L	7-20
	N 22 North Carolina (-/15)	A	L	21-44
1981	S 12 Ohio State (-/11)	A	L	13-34
	O 17 Clemson (-/6)	H	L	10-38
	N 21 North Carolina (-/15)	H	L	10-31
1982	O 16 Clemson (-/20)	A	L	14-49
1983	O 1 Miami (-/15)	H	L	17-56
	O 22 Maryland (-/15)	A	L	3-38
1986	S 13 Georgia (-/19)	A	L	7-31
	O 18 Clemson (-/17)	A	L	3-35
1987	O 17 Clemson (-/7)	A	L	10-17
1988	O 15 Clemson (-/11)	A	L	17-49
1989	S 16 Tennessee (-/17)	A	L	6-28
	S 30 Clemson (-/7)	H	W	21-17
	D 28 Texas Tech (20/24)	N ²³	L	21-49
1990	S 22 Virginia (-/10)	H	L	0-59
	S 29 Clemson (-/19)	A	L	7-26
	O 27 Georgia Tech (-/16)	A	L	31-48
1991	N 16 N.C. State (-/24)	H	L	31-32
	N 30 Clemson (-/13)	N ²⁴	L	21-33
1992	S 5 Florida State (-/4)	A	L	21-48
	S 26 Virginia (-/14)	H	L	28-55
	O 17 Clemson (-/19)	A	L	6-21
	N 14 N.C. State (-/14)	A	L	27-45
	N 21 North Carolina (-/21)	H	L	28-31
1993	S 4 Florida State (-/1)	H	L	7-45
	S 25 Virginia (-/22)	A	L	0-35
	O 2 Tennessee (-/11)	A	L	19-52
	N 6 N.C. State (-/22)	H	W	21-20
	N 26 North Carolina (-/13)	A	L	24-38
1994	O 29 Florida State (16/9)	A	L	20-59
	N 5 Virginia (23/13)	H	W	28-25
1995	S 2 Florida State (-/1)	N ²⁵	L	26-70
	S 23 Maryland (-/24)	A	L	28-41
	O 14 Virginia (-/19)	A	L	30-44
	N 11 Clemson (-/24)	A	L	17-34
1996	S 7 Florida State (-/3)	A	L	7-44
	N 2 Virginia (-/16)	H	L	3-27
	N 23 North Carolina (-/13)	H	L	10-27
1997	O 11 Florida State (-/4)	H	L	27-51
	N 22 North Carolina (-/8)	A	L	14-50
1998	S 19 Florida State (-/11)	A	L	13-62
	S 26 Virginia (-/11)	H	L	0-24
1999	O 2 Florida State (-/1)	N ²¹	L	23-51
	O 16 Georgia Tech (-/8)	H	L	31-38
2000	S 30 Clemson (-/7)	H	L	22-52
	O 14 Florida State (-/7)	A	L	14-63
2001	S 1 Florida State (-/6)	H	L	13-55
	S 22 Northwestern (-/16)	H	L	7-44
	O 6 Georgia Tech (-/17)	H	L	10-37
	O 20 Maryland (-/12)	A	L	17-59
2002	S 21 Florida State (-/5)	A	L	17-48
	O 19 N.C. State (-/13)	A	L	22-24
2003	A 30 Virginia (-/18)	A	L	0-27
	S 27 Florida State (-/6)	H	L	7-56
	N 1 Tennessee (-/19)	A	L	6-23
2004	S 25 Maryland (-/23)	H	L	21-55
	O 23 Virginia (-/14)	H	L	16-37
	N 6 Florida State (-/13)	A	L	7-29
2005	S 10 Virginia Tech (-/7)	H	L	0-45
	S 24 Virginia (-/23)	A	L	7-38
	O 8 Miami (-/9)	A	L	7-52
	O 22 Florida State (-/11)	H	L	24-55
2006	S 16 Virginia Tech (-/14)	A	L	0-36
	N 11 Boston College (-/22)	A	L	7-28
	N 18 Georgia Tech (-/18)	A	L	21-49
2007	O 13 Virginia Tech (-/12)	H	L	14-43
	N 3 Clemson (-/25)	H	L	10-47
2009	S 19 Kansas (-/22)	A	L	16-44
	O 3 Virginia Tech (-/6)	H	L	26-34
	N 14 Georgia Tech (-/7)	H	L	10-49
	N 21 Miami (-/20)	A	L	16-34
2010	S 18 Alabama (-/1)	H	L	13-62
	O 23 Virginia Tech (-/23)	A	L	7-44
2011	S 10 Stanford (-/6)	H	L	14-44
	O 29 Virginia Tech (-/15)	H	L	10-14
2012	S 8 Stanford (-/25)	A	L	13-50
	O 27 Florida State (-/11)	A	L	7-48
	N 3 Clemson (-/10)	H	L	20-56
2013	O 26 Virginia Tech (-/16)	A	W	13-10
	N 16 Miami (-/24)	H	W	48-30
	D 7 Florida State (20/1)	N ⁸	L	7-45
	D 31 Texas A&M (22/20)	N ⁴	L	48-52
2014	O 11 Georgia Tech (-/22)	A	W	31-25
	D 27 Arizona State (-/15)	N ²⁶	L	31-36
2015	S 19 Northwestern (-/23)	H	L	10-19
	S 26 Georgia Tech (-/20)	H	W	34-20
	N 11 North Carolina (-/21)	A	L	31-66
2016	O 14 Louisville (-/7)	A	L	14-24
	N 5 Virginia Tech (-/23)	H	L	21-24
	N 10 North Carolina (-/15)	H	W	28-27
2017	S 29 Miami (-/14)	H	L	6-31
	O 28 Virginia Tech (-/13)	A	L	3-24
2018	N 17 Clemson (-/2)	A	L	6-35
2019	A 31 Alabama (-/2)	N	L	3-42
	N 9 Notre Dame (-/15)	H	L	7-38
2020	S 12 Notre Dame (-/10)	A	L	13-27
	D 5 Miami (-/9)	H	L	0-48
2022	O 30 Wake Forest (-/13)	A	L	7-45

See page 98 for neutral site key

DUKE WHEN NATIONALLY-RANKED (AP Poll) (92-43-5 Overall)

1936

0 24	Tennessee (2/-)	A	L	13-15
0 31	Washington & Lee (13/-)	N ²	W	51-0
N 7	Wake Forest (15/-)	A	W	20-0
N 14	North Carolina (13/-)	A	W	27-7
N 26	N.C. State (11/-)	H	W	13-0

1937

0 23	Colgate (10/-)	A	W	13-0
0 30	Washington & Lee (13/-)	N ²	W	43-0
N 6	Wake Forest (11/-)	H	W	67-0
N 13	North Carolina (8/-)	H	L	6-14
N 27	Pittsburgh (18/1)	H	L	0-10

1938

0 22	Wake Forest (9/-)	N ¹²	W	7-0
0 29	North Carolina (11/-)	A	W	14-0
N 12	Syracuse (7/-)	A	L	21-0
N 19	N.C. State (4/-)	H	W	7-0
N 26	Pittsburgh (3/4)	H	W	7-0

1939

J 2	Southern Cal (3/7)	N ¹³	L	3-7
0 21	Syracuse (13/-)	H	W	33-6
0 28	Wake Forest (12/-)	H	W	6-0
N 4	Georgia Tech (12/-)	A	W	7-6
N 11	VMI (15/-)	A	W	20-7
N 18	North Carolina (13/7)	H	W	13-3
N 25	N.C. State (8/-)	A	W	28-0

1940

N 2	Georgia Tech (19/-)	H	W	41-7
N 9	Davidson (12/-)	A	W	46-13
N 16	North Carolina (12/-)	A	L	3-6
N 30	Pittsburgh (20/-)	H	W	12-7

1941

0 18	Colgate (3/-)	H	W	27-14
0 25	Pittsburgh (4/-)	A	W	27-14
N 1	Georgia Tech (4/-)	A	W	14-0
N 8	Davidson (4/-)	A	W	56-0
N 15	North Carolina (3/-)	H	W	20-0
N 22	N.C. State (3/-)	A	W	55-6

1942

J 1	Oregon State (2/12)	H	L	16-20
-----	---------------------	---	---	-------

1943

0 9	Navy (5/4)	N ¹⁴	L	13-14
0 16	North Carolina (6/-)	H	W	14-7
0 30	Georgia Tech (8/-)	A	W	14-7
N 6	N.C. State (9/-)	A	W	75-0
N 13	Virginia (7/-)	H	W	49-0
N 20	North Carolina (6/-)	A	W	27-6

1944

N 11	Wake Forest (20/12)	H	W	34-0
N 18	South Carolina (10/-)	A	W	34-7
N 25	North Carolina (11/-)	A	W	33-0

1945

J 1	Alabama (11/-)	N ¹⁶	W	29-26
0 13	Wake Forest (13/-)	A	W	26-19
0 27	Army (19/1)	N ¹⁵	L	13-48
N 3	Georgia Tech (18/-)	A	W	14-6
N 10	N.C. State (16/-)	H	W	26-13
N 24	North Carolina (15/-)	H	W	14-7

1946

0 19	Richmond (12/-)	H	W	41-0
0 26	Army (13/1)	N ¹⁵	L	0-19
N 2	Georgia Tech (19/16)	H	L	0-14
N 16	South Carolina (20/-)	A	W	39-0

1947

0 11	Navy (13/-)	N ¹⁴	T	14-14
0 18	Maryland (17/-)	H	W	19-7
0 25	Wake Forest (15/11)	A	W	13-6
N 1	Georgia Tech (9/6)	A	L	0-7
N 8	Missouri (13/-)	H	L	7-28
N 22	North Carolina (13/-)	H	L	0-21

1948

0 16	Maryland (18/-)	N ¹⁷	W	13-12
0 23	Virginia Tech (15/-)	N ¹⁸	W	7-0

1949

0 8	Navy (14/-)	A	L	14-28
N 5	Wake Forest (16/-)	H	L	7-27

1950

S 23	South Carolina (16/-)	A	W	14-0
S 30	Pittsburgh (16/-)	H	W	28-14
0 7	Tennessee (14/-)	H	L	7-28

1952

S 20	Washington & Lee (19/-)	H	W	34-0
S 26	SMU (19/-)	A	W	14-7
0 4	Tennessee (10/11)	H	W	7-0
0 11	South Carolina (6/-)	A	W	33-7
0 18	N.C. State (5/-)	A	W	57-0
0 25	Virginia (6/9)	A	W	21-7
N 1	Georgia Tech (6/4)	H	L	7-28
N 8	Navy (12/-)	H	L	6-16
N 22	North Carolina (20/-)	A	W	34-0

1953

S 19	South Carolina (10/-)	A	W	20-7
S 26	Wake Forest (10/-)	H	W	19-0
0 3	Tennessee (12/-)	A	W	21-7
0 10	Purdue (8/-)	H	W	20-14
0 17	Army (7/-)	N ¹⁵	L	13-14
0 24	N.C. State (16/-)	H	W	31-0
0 31	Virginia (13/-)	N ⁹	W	48-6
N 7	Navy (10/-)	N ¹⁴	T	0-0
N 21	Georgia Tech (15/12)	A	L	10-13

1954

S 25	Pennsylvania (19/-)	A	W	52-0
0 2	Tennessee (7/-)	H	W	7-6
0 9	Purdue (6/5)	A	T	13-13
0 16	Army (6/18)	H	L	14-28
0 23	N.C. State (19/-)	A	W	21-7
0 30	Georgia Tech (16/-)	H	W	21-20
N 6	Navy (11/19)	N ⁹	L	7-40
N 27	North Carolina (20/-)	A	W	47-12

1955

J 1	Nebraska (14/-)	N ¹⁹	W	34-7
0 1	Tennessee (16/-)	A	W	21-0
0 8	William & Mary (13/-)	H	W	47-7
0 15	Ohio State (11/14)	A	W	20-14
0 22	Pittsburgh (5/-)	H	L	7-26
0 29	Georgia Tech (17/12)	A	L	0-27
N 12	South Carolina (18/-)	A	W	41-7
N 19	Wake Forest (20/-)	H	W	14-0

1956

S 22	South Carolina (16/-)	A	L	0-7
------	-----------------------	---	---	-----

1957

S 21	South Carolina (10/-)	A	W	26-14
S 28	Virginia (7/-)	H	W	40-0
0 5	Maryland (4/-)	H	W	14-0
0 12	Rice (5/15)	A	W	7-6
0 19	Wake Forest (5/-)	H	W	34-7
0 26	N.C. State (4/11)	A	T	14-14
N 2	Georgia Tech (7/-)	A	L	0-13
N 9	Navy (16/7)	N ¹⁴	T	6-6
N 16	Clemson (11/14)	H	W	7-6
N 23	North Carolina (11/-)	H	L	13-21

1958

J 1	Oklahoma (16/4)	N ¹⁹	L	21-48
-----	-----------------	-----------------	---	-------

1960

0 29	Georgia Tech (15/-)	H	W	6-0
N 5	Navy (13/4)	H	W	19-10
N 12	Wake Forest (7/-)	A	W	34-7
N 19	North Carolina (6/-)	A	L	6-7
D 3	UCLA (10/-)	A	L	6-27

1961

J 2	Arkansas (10/7)	N ²⁰	W	7-6
-----	-----------------	-----------------	---	-----

1962

S 22	Southern Cal (8/-)	A	L	7-14
------	--------------------	---	---	------

1971

S 25	Virginia (20/-)	A	W	28-0
0 2	Stanford (19/10)	A	W	9-3
0 9	Clemson (14/-)	N ⁹	L	0-3
0 23	Navy (10/-)	A	L	14-15

1989

D 28	Texas Tech (20/24)	N ²³	L	21-49
------	--------------------	-----------------	---	-------

1994

0 15	Clemson (25/-)	H	W	19-13
0 22	Wake Forest (20/-)	A	W	51-26
0 29	Florida State (16/9)	A	L	20-59
N 5	Virginia (23/13)	H	W	28-25
N 12	N.C. State (19/-)	A	L	23-24
N 19	North Carolina (25/-)	H	L	40-41

1995

J 2	Wisconsin (25/-)	N ²²	L	20-34
-----	------------------	-----------------	---	-------

2013

N 23	Wake Forest (25/-)	A	W	28-21
N 30	North Carolina (24/-)	A	W	27-25
D 7	Florida State (20/1)	N ⁸	L	7-45
D 31	Texas A&M (22/20)	N ⁴	L	48-52

2014

N 1	Pittsburgh (24/-)	A ^{20T}	W	51-48
N 8	Syracuse (22/-)	A	W	27-10
N 15	Virginia Tech (19/-)	H	L	16-17

2015

0 24	Virginia Tech (23/-)	A ^{40T}	W	45-43
0 31	Miami (22/-)	H	L	27-30

2018

S 29	Virginia Tech (22/-)	H	L	14-31
------	----------------------	---	---	-------

See page 98 for neutral site key

LARGEST COMEBACKS (Trailing in 2nd half)

Pts.	Final Score	Date	Location	Notes
21	Duke 28, Florida 21	October 6, 1962	Jacksonville, Fla.	Florida leads 21-0 at halftime; Duke scores three TDs in the third period before Mike Curtis scores the game-winning TD in the fourth
20	[16] Duke 21, Georgia Tech 20	October 30, 1954	Durham, N.C.	Trailing 20-0 in the third quarter, Duke scores three TDs over the final 17 minutes; decisive score and PAT come with 42 seconds remaining
19	Duke 27, N.C. State 26	November 12, 1983	Durham, N.C.	After trailing 26-7 in the third period, Ben Bennett's scoring toss to Mark Militello with 26 seconds left in the game wins the game for Duke
18	Duke 25, South Carolina 21	October 8, 1977	Columbia, S.C.	Behind 21-3 at halftime, Duke's comeback is highlighted by a 30-yard interception return for a TD by Earl Cook with less than five minutes left
18	Duke 23, North Carolina 21	November 23, 1985	Chapel Hill, N.C.	The Tar Heels lead 21-3 late in the third quarter, but Steve Slayden hooks up with Doug Green for three TDs in the final 17 minutes for the victory; trailing by five points with less than two minutes left, Duke's Fonda Williams recovers a fumble at the Blue Devil 44 yard line and, with no timeouts, Slayden engineers a drive that ends with a five-yard scoring strike to Green
15	Duke 25, Georgia Tech 24	October 29, 1977	Atlanta, Ga.	The Blue Devils trail 24-9 at the end of three quarters, and Mike Dunn's seven-yard TD pass to Tom Hall with 13 seconds remaining caps the rally
15	Duke 35, Virginia 22	October 19, 2013	Charlottesville, Va.	Duke scores 35 unanswered points after trailing 22-0 (22-7 at halftime), with Brandon Connette's 47-yard TD pass to Braxton Deaver with 11:44 left in the fourth period providing the go-ahead points
14	Duke 31, Wake Forest 21	November 5, 1983	Winston-Salem, N.C.	Wake Forest leads 21-7 in the third quarter, but Duke scores 24 second half points as Mike Grayson finds the end zone twice on the ground
14	Duke 21, [7] Clemson 17	September 30, 1989	Durham, N.C.	Duke rallies from 14-0 halftime deficit to beat No. 7 Clemson on Billy Ray's seven-yard TD pass to Chris Brown with 3:18 remaining in the fourth period
12	Duke 25, Tennessee 24	September 4, 1982	Knoxville, Tenn.	Down 24-12 late in the third quarter, Greg Boone takes a kickoff 100 yards for a TD and Joel Blunk scores on a 13-yard run in the fourth period
12	Duke 32, Georgia Tech 26	October 29, 1983	Durham, N.C.	Behind 26-14 in the third quarter, Duke scores the final 18 points of the game for the win; Darryl Brunson ices the win with a late fourth quarter INT
10	Duke 31, FIU 27	October 1, 2011	Miami, Fla.	Juwan Thompson scores two TDs in the fourth quarter as Duke rallies from a 27-17 deficit to win, 31-27; Jordan DeWalt-Ondijo sets up the game-winning score with a sack & caused fumble of FIU quarterback Wes Carroll
10	Duke 31, Wake Forest 23	November 25, 2017	Winston-Salem, N.C.	Trailing 20-10 with less than 10 minutes to play in the third quarter, Duke goes on a 21-3 march in the remainder of the game to secure bowl eligibility with its sixth win of the season; quarterback Daniel Jones scores the go-ahead touchdown on a one-yard plunge with 13:53 to play in the contest.
9	Duke 29, Virginia 24	September 26, 1981	Charlottesville, Va.	Down 24-15 with 10 minutes left, Duke rallies for the win on a 25-yard TD pass from Ron Sally to Gary Frederick with 8:51 remaining and a two-yard TD run by Mike Grayson with just 59 seconds to play

WINS IN FINAL MINUTE (1938-present)

Date	Final Score	Location	Game-Winning Scoring Play	Time
September 26, 1952	[19] Duke 14, SMU 7	Dallas, Texas	Howard Pitt 3-yard pass from Worth Lutz	0:05
October 10, 1953	[8] Duke 20, Purdue 14	Durham, N.C.	Jerry Barger 7-yard run	0:39
October 30, 1954	[16] Duke 21, Georgia Tech 20	Durham, N.C.	Ed Post 4-yard run (Jim Nelson PAT)	0:40
November 18, 1961	Duke 6, North Carolina 3	Durham, N.C.	Bill Reynolds 39-yard field goal	0:02
November 24, 1962	Duke 16, North Carolina 14	Chapel Hill, N.C.	Bill Reynolds 20-yard field goal	0:46
October 5, 1968	Duke 30, Maryland 28	Norfolk, Va.	David Pugh 27-yard field goal	0:00
September 19, 1970	Duke 13, Maryland 12	Durham, N.C.	David Wright 45-yard field goal	0:01
October 29, 1977	Duke 25, Georgia Tech 24	Atlanta, Ga.	Tom Hall 7-yard pass from Mike Dunn (Scott Wolcott PAT)	0:13
September 26, 1981	Duke 29, Virginia 24	Charlottesville, Va.	Mike Grayson 2-yard run	0:59
October 10, 1981	Duke 14, Virginia Tech 7	Durham, N.C.	Dennis Tabron 10-yard interception return	0:56
November 12, 1983	Duke 27, N.C. State 26	Durham, N.C.	Mark Militello 7-yard pass from Ben Bennett	0:26
November 8, 1986	Duke 38, Wake Forest 36	Durham, N.C.	Doug Peterson 32-yard field goal	0:07
November 19, 1988	Duke 35, North Carolina 29	Durham, N.C.	Roger Boone 6-yard run	0:23
September 8, 1990	Duke 27, Northwestern 24	Evanston, Ill.	Marc Mays 9-yard pass from Dave Brown	0:38
September 16, 1995	Duke 23, Army 21	West Point, N.Y.	Tom Cochran 28-yard field goal	0:04
September 20, 1997	Duke 20, Army 17	Durham, N.C.	Sims Lenhardt 27-yard field goal	0:51
November 13, 2004	Duke 16, Clemson 13	Durham, N.C.	Matt Brooks 53-yard field goal	0:00
November 6, 2010	Duke 55, Virginia 48	Durham, N.C.	Desmond Scott 35-yard run	0:40
October 20, 2012	Duke 33, North Carolina 30	Durham, N.C.	Jamison Crowder 5-yard pass from Sean Renfree	0:13

WINS ON FINAL SNAP OF REGULATION (1938-present)

Date	Final Score	Location	Game-Winning Scoring Play
October 5, 1968	Duke 30, Maryland 28	Norfolk, Va.	David Pugh 27-yard field goal
November 13, 2004	Duke 16, Clemson 13	Durham, N.C.	Matt Brooks 53-yard field goal

FOURTH QUARTER & OT WINS (1933-present; Duke tied or trailing in the fourth period)

O 28, 1933	Kentucky	A	W	14-7	Robert Cox 1-yard run (-)
N 25, 1933	N.C. State	H	W	7-0	Jack Alexander 2-yard run (-)
N 3, 1934	Auburn	A	W	13-6	B.O. Cornelius 21-yard pass from Ace Parker (-)
N 26, 1938	Pittsburgh (3/4)	H	W	7-0	Willard Perdue blocked punt recovery in end zone (-)
O 30, 1943	Georgia Tech (8/-)	A	W	14-7	Gordon Carver 37-yard pass from Billy Murphy (-)
N 4, 1944	Georgia Tech (-/5)	H	W	19-13	Bob Smith 10-yard pass from Cliff Lewis (-)
J 1, 1945	Alabama (11/-)	N ¹⁶	W	29-26	George Clark 20-yard run (-)
O 13, 1945	Wake Forest (13/-)	A	W	26-19	George Clark 58-yard run (-)
S 27, 1947	N.C. State	H	W	7-0	Louis Allen 40-yard interception return (11:00)
O 25, 1947	Wake Forest (15/11)	A	W	13-6	George Clark 4-yard run (2:00)
O 14, 1950	N.C. State	A	W	7-0	John Mounie 5-yard run (11:28)
N 4, 1950	Georgia Tech	H	W	30-21	John Mounie 2-yard run (-)
S 29, 1951	Pittsburgh	A	W	19-14	Charlie Smith 1-yard run (13:40)
O 13, 1951	N.C. State	H	W	27-21	Charlie Smith 2-yard run (3:25)
S 26, 1952	SMU (19/-)	A	W	14-7	Howard Pitt 3-yard pass from Worth Lutz (0:05)
O 10, 1953	Purdue (8/-)	H	W	20-14	Jerry Barger 7-yard run (0:39)
O 30, 1954	Georgia Tech (16/-)	H	W	21-20	Ed Post 4-yard run (Jim Nelson PAT) (0:40)
O 15, 1955	Ohio State (11/14)	A	W	20-14	Sonny Jurgensen 1-yard run (13:13)
O 11, 1958	Baylor	H	W	12-7	George Dutrow 16-yard run (12:20)
O 25, 1958	N.C. State	H	W	20-13	George Dutrow 2-yard run (1:40)
O 31, 1959	Georgia Tech (-/9)	A	W	10-7	Art Browning 28-yard field goal (7:34)
O 29, 1960	Georgia Tech (15/-)	H	W	6-0	Dean Wright 1-yard run (11:30)
J 2, 1961	Arkansas (10/7)	N ²⁰	W	7-6	Tee Moorman 9-yard pass from Don Altman (Art Browning PAT) (2:45)
S 23, 1961	South Carolina	A	W	7-6	Dave Burch 3-yard run (Bill Reynolds PAT) (2:00)
N 18, 1961	North Carolina	H	W	6-3	Bill Reynolds 39-yard field goal (0:02)
O 6, 1962	Florida	N ²¹	W	28-21	Mike Curtis 1-yard run (11:19)
O 27, 1962	N.C. State	H	W	21-14	Stan Crisson 15-yard pass from Walt Rappold (1:20)
N 24, 1962	North Carolina	A	W	16-14	Bill Reynolds 20-yard field goal (0:46)
O 5, 1963	Maryland	N ²	W	30-12	Stan Crisson 60-yard pass from Scotty Glacken (9:03)
S 18, 1965	Virginia	A	W	21-7	James Devonshire 55-yard run (12:31)
N 5, 1966	Navy	A	W	9-7	Bob Matheson 21-yard field goal (13:15)
O 7, 1967	Army West Point	A	W	10-7	Ed Hicklin 9-yard pass from Larry Davis (9:54)
O 14, 1967	Virginia	A	W	13-6	Don Baglien 2-yard run (2:05)
O 5, 1968	Maryland	N ⁹	W	30-28	David Pugh 27-yard field goal (0:00)
S 19, 1970	Maryland	H	W	13-12	David Wright 45-yard field goal (0:01)
N 14, 1970	South Carolina	A	W	42-38	Art Bosetti 2-yard run (2:00)
S 22, 1973	Washington	H	W	23-21	Randy Cobb 11-yard pass from Mark Johnson (1:37)
S 21, 1974	South Carolina	A	W	20-14	Larry Martinez 1-yard run (4:53)
O 5, 1974	Purdue	H	W	16-14	Tony Benjamin 1-yard run (8:18)
O 18, 1975	Clemson	H	W	25-21	Tony Benjamin 19-yard run (1:38)
N 13, 1976	N.C. State	A	W	28-14	Art Gore 1-yard run (12:46)
O 8, 1977	South Carolina	A	W	25-21	Earl Cook 30-yard interception return (4:45)
O 29, 1977	Georgia Tech	A	W	25-24	Tom Hall 7-yard pass from Mike Dunn (Scott Wolcott PAT) (0:13)
S 23, 1978	South Carolina	H	W	16-12	Greg Rhett 26-yard run (3:07)
S 15, 1979	East Carolina	H	W	28-14	Stanley Driskell 6-yard run (14:54)
S 26, 1981	Virginia	A	W	29-24	Mike Grayson 2-yard run (0:59)
O 10, 1981	Virginia Tech	H	W	14-7	Dennis Tabron 10-yard interception return (0:56)
S 4, 1982	Tennessee	A	W	25-24	Joel Blunk 13-yard run (John Tolish PAT) (10:31)
N 20, 1982	North Carolina	H	W	23-17	Carl Franks 5-yard pass from Ben Bennett (12:06)
N 5, 1983	Wake Forest	A	W	31-21	Mike Grayson 1-yard run (12:46)
N 12, 1983	N.C. State	H	W	27-26	Mark Militello 7-yard pass from Ben Bennett (0:26)
S 8, 1984	Indiana	H	W	31-24	Julius Grantham 1-yard run (1:33)
N 17, 1984	N.C. State	A	W	16-13	Ken Harper 29-yard field goal (1:52)
N 23, 1984	North Carolina	A	W	23-21	Doug Green 5-yard pass from Steve Slayden (1:10)
N 8, 1986	Wake Forest	H	W	38-36	Doug Peterson 32-yard field goal (0:07)
S 19, 1987	Vanderbilt	H	W	35-31	Stanley Monk 2-yard run (3:45)
O 1, 1988	Vanderbilt	A	W	17-15	Doug Peterson 44-yard field goal (3:45)
O 29, 1988	Georgia Tech	A	W	31-21	Doug Peterson 37-yard field goal (9:12)
N 19, 1988	North Carolina	H	W	35-29	Roger Boone 6-yard run (0:23)
S 30, 1989	Clemson (-/7)	H	W	21-17	Chris Brown 7-yard pass from Billy Ray (3:18)
S 8, 1990	Northwestern	A	W	27-24	Marc Mays 9-yard pass from Dave Brown (0:38)
O 6, 1990	Army West Point	A	W	17-16	Randy Cuthbert 6-yard run (Randy Gardner PAT) (2:48)
O 26, 1991	Maryland	A	W	17-13	Brad Breedlove 27-yard pass from Dave Brown (11:56)
S 10, 1994	East Carolina	H	W	13-10	Tom Cochran 28-yard field goal (6:14)
S 15, 1994	Clemson (25/-)	H	W	19-13	Ray Farmer blocked punt recovery in end zone (3:37)
S 9, 1995	Rutgers	H	W	24-14	Joe Opalenick 13-yard pass from Spence Fischer (4:08)
S 16, 1995	Army West Point	A	W	23-21	Tom Cochran 28-yard field goal (0:04)
S 20, 1997	Army West Point	H	W	20-17	Sims Lenhardt 27-yard field goal (0:51)
O 10, 1998	Wake Forest	A	W	19-16	Sims Lenhardt 32-yard field goal (1:48)
O 9, 1999	Virginia	A ^{OT}	W	24-17	Benjamin Watson 7-yard pass from Spencer Romine (2nd OT)
O 30, 1999	Maryland	A	W	25-22	Scottie Montgomery 14-yard pass from Spencer Romine (1:42)
S 13, 2003	Rice	H ^{OT}	W	27-24	Brent Garber 30-yard field goal (1st OT)
N 13, 2004	Clemson	H	W	16-13	Matt Brooks 53-yard field goal (0:00)
O 31, 2009	Virginia	A	W	28-17	Conner Vernon 42-yard pass from Thaddeus Lewis (3:45)
N 6, 2010	Virginia	H	W	55-48	Desmond Scott 35-yard run (0:40)
S 17, 2011	Boston College	A	W	20-19	Sean Renfree 1-yard run (9:57)
O 1, 2011	FIU	A	W	31-27	Juwan Thompson 9-yard run (6:52)
S 29, 2012	Wake Forest	A	W	34-27	Anthony Boone 4-yard run (11:35)
O 20, 2012	North Carolina	H	W	33-30	Jamison Crowder 5-yard pass from Sean Renfree (0:13)
S 7, 2013	Memphis	A	W	28-14	Issac Blakeney 22-yard pass from Brandon Connette (9:50)
O 19, 2013	Virginia	A	W	35-22	Braxton Deaver 47-yard pass from Brandon Connette (11:44)
N 9, 2013	N.C. State	H	W	38-20	Brandon Connette 5-yard run (3:31)
N 30, 2013	North Carolina (24/-)	A	W	27-25	Ross Martin 27-yard field goal (2:22)
O 18, 2014	Virginia	H	W	20-13	David Reeves 3-yard pass from Thomas Sirk (7:23)
N 1, 2014	Pittsburgh (24/-)	A ^{OT}	W	51-48	Thomas Sirk 5-yard run (2nd OT)
N 8, 2014	Syracuse (22/-)	A	W	27-10	Jamison Crowder 52-yard punt return (12:45)
O 24, 2015	Virginia Tech (24/-)	A ^{OT}	W	45-43	Erich Schneider 25-yard pass from Thomas Sirk (Thomas Sirk 2-point conversion) (4th OT)
D 26, 2015	Indiana	N ^{15 OT}	W	44-41	Ross Martin 36-yard field goal (1st OT)
S 24, 2016	Notre Dame	A	W	38-35	AJ Reed 19-yard field goal (1:24)
S 23, 2017	North Carolina	A	W	27-17	Shaun Wilson 1-yard run (6:09)
N 25, 2017	Wake Forest	A	W	31-23	Daniel Jones 1-yard run (13:53)
N 30, 2019	Miami	H	W	27-17	Deon Jackson 2-yard run (9:37)

See page 98 for neutral site key

DUKE VS. NO. 1 (AP Poll)

Final Score	Date	Location
[1] Pittsburgh 10, [18] Duke 0	November 27, 1937	Durham, N.C.
[1] Army 48, [19] Duke 13	October 27, 1945	New York, N.Y.
[1] Army 19, [13] Duke 0	October 26, 1946	New York, N.Y.
[1] LSU 50, Duke 18	November 8, 1958	Baton Rouge, La.
[1] Notre Dame 64, Duke 0	November 12, 1966	South Bend, Ind.
[1] Ohio State 34, Duke 10	October 3, 1970	Columbus, Ohio
[1] Michigan 21, Duke 9	September 17, 1977	Ann Arbor, Mich.
[1] Florida State 45, Duke 7	September 4, 1993	Durham, N.C.
[1] Florida State 70, Duke 26	September 2, 1995	Orlando, Fla.
[1] Florida State 51, Duke 23	October 2, 1999	Jacksonville, Fla.
[1] Alabama 62, Duke 13	September 18, 2010	Durham, N.C.
[1] Florida State 45, [20] Duke 7	December 7, 2013	Charlotte, N.C.

DUKE • HEISMAN TROPHY BALLOTING

Year	Player	Place	Winner, School
1936	Ace Parker	6th	Larry Kelly, Yale
1938	Dan Hill	10th	Davey O'Brien, TCU
1941	Steve Lach	9th	Bruce Smith, Minnesota
1963	Jay Wilkinson	9th	Roger Staubach, Navy

DUKE VS. HEISMAN TROPHY RECIPIENTS

Doc Blanchard, Army (1945 recipient)

[2] Army 27, Duke 7	October 21, 1944	New York, N.Y.	Blanchard: 13-64 rushing, 1 TD; 2-15 receiving; 4-223 KOR; 1-43 punting
[1] Army 48, [19] Duke 13	October 27, 1945	New York, N.Y.	Blanchard: 6-64 rushing, 1 TD; 1-59 receiving, 1 TD; 6-324 KOR
[1] Army 19, [13] Duke 0	October 26, 1946	New York, N.Y.	Blanchard: 17-114 rushing

Glenn Davis, Army (1946 recipient)

[2] Army 27, Duke 7	October 21, 1944	New York, N.Y.	Davis: 7-63 rushing, 1 TD; 2-33 PR
[1] Army 48, [19] Duke 13	October 27, 1945	New York, N.Y.	Davis: 7-63 rushing, 1 TD; 3-of-3 passing, 67 yards; 5-52 PR; 1 INT defense
[1] Army 19, [13] Duke 0	October 26, 1946	New York, N.Y.	Davis: 15-76 rushing; 2-42 receiving, 2 TDs; 1-of-3 passing, 28 yards; 2-71 punting

Howard Cassidy, Ohio State (1955 recipient)

[11] Duke 20, [14] Ohio State 14	October 15, 1955	Columbus, Ohio	Cassidy: 11-40 rushing; 1-of-5 passing, 14 yards, 2 INTs; 38-yard PR for TD
----------------------------------	------------------	----------------	---

Billy Cannon, LSU (1959 recipient)

[1] LSU 50, Duke 18	November 8, 1958	Baton Rouge, La.	Cannon: 8-53 rushing, 1 TD; 2-72 receiving, 1 TD; 2 PATs; 2-72 punting
---------------------	------------------	------------------	--

Joe Bellino, Navy (1960 recipient)

[13] Duke 19, [4] Navy 10	November 5, 1960	Durham, N.C.	Bellino: 20-62 rushing; 4-62 receiving; only game in 1960 without a TD
---------------------------	------------------	--------------	--

Roger Staubach, Navy (1963 recipient)

[2] Navy 38, Duke 25	November 16, 1963	Durham, N.C.	Staubach: 7-14 passing, 122 yards, 1 INT; 12-72 rushing, 1 TD
Navy 27, Duke 14	November 14, 1964	Annapolis, Md.	Staubach: 21-of-30 passing, 217 yards, 1 INT; 17-91 rushing, 1 TD; 1-59 punting

Tony Dorsett, Pittsburgh (1976 recipient)

[2] Pittsburgh 44, Duke 31	October 2, 1976	Durham, N.C.	Dorsett: 31-129 rushing, 1 TD; 2-11 receiving
----------------------------	-----------------	--------------	---

George Rogers, South Carolina (1980 recipient)

Duke 25, South Carolina 21	October 8, 1977	Columbia, S.C.	Rogers: 15-68 rushing, 1 TD; 1-5 receiving
Duke 16, South Carolina 12	September 23, 1978	Durham, N.C.	Rogers: 23-150 rushing, 1 TD; 1-5 receiving; 1-0 KOR
South Carolina 35, Duke 0	September 22, 1979	Columbia, S.C.	Rogers: 28-161 rushing, 2 TD
[17] South Carolina 20, Duke 7	October 11, 1980	Columbia, S.C.	Rogers: 36-224 rushing, 1 TD; 2-6 receiving

Charlie Ward, Florida State (1993 recipient)

[4] Florida State 48, Duke 21	September 5, 1992	Tallahassee, Fla.	Ward: 17-of-33 passing, 269 yards, 4 TDs, 4 INTs; 9-84 rushing, 1 TD
[1] Florida State 45, Duke 7	September 4, 1993	Durham, N.C.	Ward: 22-of-31 passing, 272 yards, 2 TD; 5-41 rushing, 1 TD

Chris Weinke, Florida State (2000 recipient)

[11] Florida State 62, Duke 13	September 19, 1998	Tallahassee, Fla.	Weinke: 11-of-19 passing, 241 yards, 3 TDs; 3-(-13) rushing
[1] Florida State 51, Duke 23	October 2, 1999	Jacksonville, Fla.	Weinke: 19-of-27 passing, 290 yards, 5 TDs, 1 INT; 1-(-7) rushing
[7] Florida State 63, Duke 14	October 14, 2000	Tallahassee, Fla.	Weinke: 37-of-47 passing, 536 yards, 5 TDs, 1 INT; 1-(-9) rushing

Mark Ingram, Alabama (2009 recipient)

[1] Alabama 62, Duke 13	September 18, 2010	Durham, N.C.	Ingram: 9-151 rushing, 2 TD
-------------------------	--------------------	--------------	-----------------------------

Jameis Winston, Florida State (2013 recipient)

[1] Florida State 45, [20] Duke 7	December 7, 2013	Charlotte, N.C.	Winston: 19-of-32 passing, 330 yards, 3 TDs, 2 INTs; 10-59 rushing, 1 TD
-----------------------------------	------------------	-----------------	--

Johnny Manziel (2012 recipient)

[20] Texas A&M 52, [22] Duke 48	December 31, 2013	Atlanta, Ga.	Manziel: 30-of-38 passing, 382 yards, 4 TDs; 11-73 rushing, 1 TD
---------------------------------	-------------------	--------------	--

Lamar Jackson (2016 recipient)

[7] Louisville 24, Duke 14	October 14, 2016	Louisville, Ky.	Jackson: 13-of-26 passing, 181 yards, 1 TD; 21-144 rushing, 1 TD
----------------------------	------------------	-----------------	--

DUKE VS. REIGNING NATIONAL CHAMPIONS

Final Score	Date	Location
[3] Duke 7, [4] Pittsburgh 0	November 26, 1938	Durham, N.C.
[1] Army 48, [19] Duke 13	October 27, 1945	New York, N.Y.
[1] Army 19, [13] Duke 0	October 26, 1946	New York, N.Y.
[10] Duke 7, [11] Tennessee 0	October 4, 1952	Durham, N.C.
[11] Duke 20, [14] Ohio State 14	October 15, 1955	Columbus, Ohio
Oklahoma 48, [16] Duke 21	January 1, 1958	Miami, Fla.
[4] Southern California 35, Duke 7	September 12, 1975	Los Angeles, Calif.
[20] Clemson 49, Duke 14	October 16, 1982	Clemson, S.C.
Georgia Tech 17, Duke 6	November 2, 1991	Durham, N.C.
[9] Florida State 59, [16] Duke 20	October 29, 1994	Tallahassee, Fla.
[7] Florida State 63, Duke 14	October 14, 2000	Tallahassee, Fla.
[1] Alabama 62, Duke 13	September 18, 2010	Durham, N.C.

ALL-TIME LETTERMEN

A • A • A

Abbott, Ken HB	1930-31-32	Monongahela, Pa.
Abdella, Dixie DE	1968	Middletown, N.J.
Abdul-Aleem, Zaid DB	1992-93-94	Chicago, Ill.
Adams, Dan T	1950	Waycross, Ga.
Adams, David DT	1982-83-84-85	Stone Mountain, Ga.
Adams, Deon WR	2003-04-05	Greensboro, N.C.
Adams, Eric RB	2012, 14	Gulf Breeze, Fla.
Adams, Rex G	1961	Oak Hill, W. Va.
Adams, Robert E	1965	Atlanta, Ga.
Adams, William OB	1927	Wilson, N.C.
Addesa, Mike RB	1977-78	Old Forge, Pa.
Addo, Peace OT	2019-20-21	Silver Spring, Md.
Adkins, Emery C	1929-30-31	Durham, N.C.
Adwaters, Orlando DL	1993-94-95	Lithonia, Ga.
Aguanno, Giuseppe LB	2001-02-03-04	Farrrell, N.Y.
Ajeigbe, Joseph RB	2014-15-16	Riverside, Calif.
Akinbiyi, Greg DE	2005-06-07-08	Miami, Fla.
Alabaster, Robert G	1936-37-38	Baldwin, N.Y.
Alberto, Mike OG	1997-98-99-2000	Hickory, N.C.
Albright, Robert QB	1972	Pretty Prairie, Kan.
Albright, Stuart OL	1988-89-90-91	Greensboro, N.C.
Alderfer, Steve OL	1990-91-92-93	Chalfont, Pa.
Alderman, Ralph LB	1981-82-83-84	Roselle, N.J.
Aldridge, Bryant FB	1953-54-55	Kinston, N.C.
Aldridge, T.	1923-24	Durham, N.C.
Alexander, Jack FB	1933-34-35	Asheville, N.C.
Alexander, Jalen S	2019-20-21	Loganville, Ga.
Alexander, John G	1966-67	Rocky Mount, N.C.
Alexander, Phillip LB, DE	2001-02-03-04-05	Bronx, N.Y.
Algor, Jack DT	1977-78	Spring Lake Heights, N.J.
Allen, Anthony DL	1986-87-88-89	Old Fort, N.C.
Allen, Louis T	1946-47-48-49	Greensboro, N.C.
Allen, Mark LB	1988-89-90-91	Trumbull, Conn.
Allie, Butch FB, C	1958-59-60	Statesville, N.C.
Alls, Terrence WR	2014	Miami Gardens, Fla.
Alswanger, Matthew K	2021	Stamford, Conn.
Altman, Don QB	1959-60	Freeport, Pa.
Ament, Bryan WR	1998, 2000	Berwick, Pa.
Ament, Randy LB	1997-98-99-2000	King of Prussia, Pa.
Anderson, Andy TE	1986, 88-89	Yardley, Pa.
Anderson, Chip DT	1981-82-83	Lexington, N.C.
Anderson, Grissim RB	2020-21	Louisville, Tenn.
Anderson, Mark DB	1993-94	College Station, Texas
Anderson, Jackson LS	2009-10-11-12	Frisco, Texas
Anderson, Preston DL	1988-89-90-91	Norwalk, Conn.
Anderson, Robert T	1949-50	Lynn, Mass.
Andreaski, Andy LB	1984-85-86-87	Glen Ellyn, Ill.
Andrew, Troy C	1997-98-99-2000	Klein, Texas
Andrews, Howard G	1932	Asheville, N.C.
Andrews, Reggie DT	1982-83-84-85	Concord, N.C.
Anunike, Kenny TE, DE	2009-10-11-12-13	Galena, Ohio
Aprahamian, Marcus OG	2013-14	Brookfield, Wis.
Arendt, Chris DL	1980-81-82	Abbottstown, Pa.
Armstrong, Mike DE	1980-81	East Grand Rapids, Mich.
Arnold, Pat T	1943	Hattiesburg, Miss.
Arnold, Ross T	1965-66	Atlanta, Ga.
Arrington, Joel HB	1959-60-61	Thomasville, Ga.
Asack, Paul K	2011	Newton, Mass.
Asack, Phil FB, LB	1968-69-70	West Bridgewater, Mass.
Asack, Zack QB	2005, 07-08	Newton, Mass.
Ashby, Donald C	1965	Nassawadox, Va.
Astley, Robert G	1965	Miami, Fla.
Atherholt, George E	1956-57	Norwood, Pa.
Atkinson, Doug DE	1986-87-88-89	Devon, Pa.
Atkinson, Mike RB	1981-82-83-84	Princeton, N.C.
Auryansen, Todd DB	1971	East Northport, N.Y.
Austin, Ed E	1944-45-46-47-48	Portsmouth, Va.
Austin, Troy DT	1997-98-99-2000	Orange, N.J.
Aye-Darko, Adrian S	2005-06-07-08	Stevenson Ranch, Calif.

B • B • B

Bachstein, Joey TE	1996-97-98	Merritt Island, Fla.
Bacon, Paul C	1979-80	Flat Rock, N.C.
Badgett, Clarence G	1935-36-37	Mount Airy, N.C.
Bagley, Carlos LB	1992-93-94-95	Marietta, Ga.
Baglien, Don FB	1967-68-69	Newport, Ky.
Bailey, Bill E	1936-37-38-39	Lexington, N.C.
Bailey, Patrick DE, LB	2004-05-06-07	Elmendorf, Texas
Baird, Weldon DB	1973-74	Maryville, Tenn.
Baird, William HB	1962-63	Pikeville, Ky.

Baker, Bill OE	1969-70-71	Elmira, N.Y.
Baker, Zach OG	2016-17-18-19	Green Cove Springs, Fla.
Baldinger, Brian OG	1979-80-81	Massapequa Park, N.Y.
Baldwin, Robert RB	1991-92-93-94	DeLand, Fla.
Balitsaris, George HB	1943	Pittsburgh, Pa.
Ball, Tim RB, LB	2004, 06-07	Carrollton, Texas
Bamberger, Greg OT	1978-79-80-81	Phoenixville, Pa.
Banks, Adam LB	2007-08-09-10	Asheville, N.C.
Banner, Kane WR	2016	Lumberton, N.C.
Barger, Jerry QB	1951-52-53-54	Salisbury, N.C.
Barner, Glen LB	1979-80-81-82-83	Aberdeen, N.C.
Barnes III, Edwin WR	2020	Charlotte, N.C.
Barnes, Johnell WR	2013-14	Lehigh Acres, Fla.
Barnett, Bob C	1939-40-41	Albany, Ga.
Barney, Mike RB	1974-75-76-77	Haddon Heights, N.J.
Barrett, John	1921	Raleigh, N.C.
Barrett, Drew III HB, DB	1965	Camp Lejeune, N.C.
Barringer, Jeff DE	1982-83	Salisbury, N.C.
Barringer, Jerry G	1965-66	Concord, N.C.
Bartall, Jim E	1956-57-58	Gary, Ind.
Barton, Graham OG	2020-21	Brentwood, Tenn.
Baskerville, Bob G	1937-38	Warrenton, N.C.
Bass, Ernest HB, E	1954-55-56	Durham, N.C.
Battier, Jeremy WR	2000	Birmingham, Mich.
Bauta, Lavdrim OL	2004-05	Brooklyn, N.Y.
Baydoun, Nader HB	1970	Dearborn, Mich.
Bayer, Luke C, OG	2001-02-03	Gainesville, Fla.
Bayless, Hugh G, K	1972-73	West Palm Beach, Fla.
Beamer, Ernest E	1941-42-43	Mount Airy, N.C.
Beasley, Fred HB	1954-55-56	Henderson, N.C.
Beasley, Robert E	1962-63	Durham, N.C.
Beath, Andy E, WB, DB	1965-66-67	Clearwater, Fla.
Beattie, John OL	1987	Costa Mesa, Calif.
Beatty, Bob C	1941	Ridley Park, Pa.
Beaver, Robert HB	1929	Spencer, N.C.
Beckett, Justin OL	1982-83-84-85	Boston, Mass.
Beilinson, Dan TE	2013, 15-16	Cary, N.C.
Bell, Alex FB	1963	Raleigh, N.C.
Bell, Floyd HB	1957-58-59	Rocky Mount, N.C.
Bell, Sheldon WR	2007-08-09	Baltimore, Md.
Belue, Walter HB, QB	1932-33	Charlotte, N.C.
Bengel, Paul C	1960-61-62	Arnold, Pa.
Benion, Bob DT, OG	2002, 04	Milton, Pa.
Benjamin, Tony FB	1973-74-75-76	Monessen, Pa.
Bennett, Ben QB	1980-81-82-83	Sunnyvale, Calif.
Bennett, C.G. E	1925, 27	Durham, N.C.
Bennett, Johnre WR	2015	Pearcy, Ark.
Bennett, Michael RB	1973	Ft. Walton Beach, Fla.
Benson, Robert E	1954-55-56	Sanford, N.C.
Berdan, Scott LB	1990-91-92	Norcross, Ga.
Bere, Tinashe LB	2015-16-17	Cincinnati, Ohio
Berger, Robert G	1951-52	Coalgood, Ky.
Bergeron, Cameron CB	2021	Albany, Ga.
Bernard, Brian DL	1986-87-88	Cocoa Beach, Fla.
Berry, Alan G	1964	Fort Thomas, Ky.
Berry, Jean G	1960-61-62	Mooreville, N.C.
Berry, Lewis T	1951	Durham, N.C.
Best, Chris OL	2002-03-04	Calgary, Alberta
Bethune, E.P. C, B	1942, 46	Arlington, Va.
Bickel, Randy OT	1976-77	Durham, N.C.
Bickel, Robert HB, FB	1950-51	Reading, Pa.
Biddle, Dick LB	1967-68-69-70	Parkersburg, W. Va.
Birchfield, Jesse T, G	1952-53-54-55	Elizabethton, Tenn.
Birmingham, Mark TE	2017-18-19-20	Ashburn, Va.
Bishop, David DT	1976	St. Petersburg, Fla.
Black, Leonard E	1954	Fayetteville, N.C.
Blackwell, Greg DE	1980-81-82-83-84	Coatesville, Pa.
Blackwell, Josh CB	2018-19-20-21	Burford, Ga.
Blakeney, Issac TE, WR	2012-13-14	Monroe, N.C.
Blalock, Bill G	1951	Lexington, N.C.
Blaney, Bernie HB	1954-55-56	Newark, Del.
Blaser, Casey OT	2014-15-16	Charlotte, N.C.
Blount, Lamar HB	1943	Philadelphia, Miss.
Blunk, Joel RB	1980-81-82-83	Webster Groves, Mo.
Bobo, Jake WR	2018-19-20-21	Belmont, Mass.
Bochow, Brian OE	1969	Mt. Vernon, N.Y.
Boden, Zach RB	2015-16	Atlanta, Ga.
Bodkin, Robin OG, DT	1965-66-67	South Charleston, W. Va.
Boeckman, Will DE	2013	Columbus, Ohio
Boehme, Parker QB	2014-15-16-17	Jacksonville Beach, Fla.
Bokinsky, George QB	1940-41	Windber, Pa.
Boland, Michael DB	1989-90-91	McHenry, Ill.

Bolich, Marion FB	1925-26-27	Winston-Salem, N.C.
Boling, Floyd	1922	Siler City, N.C.
Boling, Jim T	1935	Siler City, N.C.
Bombard, Ken OG, OT	1967-68-69	Silver Spring, Md.
Bomgardner, Mike FB	1972-73-74	Haddon Heights, N.J.
Boniewicz, Joe OG	2003	Dunmore, Pa.
Bonin, Carl G	1951-52	Englewood, N.J.
Boone, Anthony QB	2011-12-13-14	Weddington, N.C.
Boone, Greg RB	1979-80-81-82	Bel Air, Md.
Boone, Roger RB	1987-88-89	Lake Braddock, Va.
Borbely, Jim FB	1943	New Brunswick, N.J.
Borders, Breon CB	2013-14-15-16	Statesville, N.C.
Bosetti, Art FB	1970-71	Wexford, Pa.
Bosson, Dave T	1959-60	Clifton, N.J.
Bostian, Ronald G	1958-59	Salisbury, N.C.
Bostock, Roy FB	1961	Edina, Minn.
Boswell, Thomas	1922	
Bowen-Sims, Malik WR	2020-21	Mount Juliet, Tenn.
Bowers, Frank G	1937	Petersburg, Va.
Bowers, Fred DB	1972-73-74	Thomson, Ga.
Bowker, Jim DB	1983-84, 86	Wrightsville Beach, N.C.
Bowling, Danny OL	2006	Atlanta, Ga.
Bowser, Charles DE	1978-79-80-81	Plymouth, N.C.
Boyce, Brandon DT	2015-16	Fort Lauderdale, Fla.
Boyd, Dale HB, QB	1953, 55	Huntington, W. Va.
Boyd, Jared CB	2014	Stone Mountain, Ga.
Boyetto, Re'quan RB	2005-06-07-08-09	Wilson, N.C.
Boylan, Scott WR	2021	Bakersfield, Calif.
Boyle, Justin RB	2004-05-06-07	Acworth, Ga.
Bozick, Peter WR	1972	Camp Springs, Md.
Brabson, Roy OT	1983-84-85	Atlanta, Ga.
Bracey, Scott WR	2017-18-19	Richmond, Va.
Bracy, Biff HB	1963-64	Orangeburg, S.C.
Bradley, Bob LB, DE	1969	Mount Airy, N.C.
Bradshaw, Jim C	1943	Montgomery, Ala.
Brady, Tom FL	1996, 98	Omaha, Neb.
Branch, Chris WR	1998	Raleigh, N.C.
Brandner, Gabe OT	2014-15-16-17	Blythehood, S.C.
Branion, Joby DB	1981-82-83-84	Wareham, Mass.
Brannon, Donald HB, QB	1965-66-67	Graham, N.C.
Brauley, Jeff C	1984, 86	Alexandria, Ky.
Braxton, Brandon WR, S	2010-11-12	Charlotte, N.C.
Brazil, Tim OG	1977-78	Glen Mills, Pa.
Breedlove, Brad WR	1990-91-92-93	Homosassa, Fla.
Brewer, P.O. QB, FB	1929-30-31	Winston-Salem, N.C.
Brice, Chase OB	2020	Grayson, Ga.
Bridges, Daniel HB	1960-61-62	Hampton, Va.
Brienza, Rich TE	1972-73	Valley Stream, N.Y.
Brinkman, John TE	1979-80	Fayette City, Pa.
Bristow, Jacques S	2013	Cherry Hills Village, Colo.
Brittingham, Scott DB	1988-89-90	Salisbury, Md.
Britton, O.C. C, G, T	1933-34	Durham, N.C.
Broadie, Stanley FB, RB	1977, 79	Kenansville, N.C.
Broadnax, Cory LB	2001	Raleigh, N.C.
Brock, Tim WR	1975-76	Elmwood Park, N.J.
Brodhead, Robert QB	1956-57-58	Kittanning, Pa.
Brodner, Jake C	2016	Glen Ellyn, Ill.
Brooks, Dan DB	1975-76-77-78	Denville, N.J.
Brooks, Eugene E	1950-51	Durham, N.C.
Brooks, Greg LB	1974-75	Fairfax, Va.
Brooks, James WR	2008	Carson, Calif.
Brooks, Matt P, K	2001-02-03-04	Miami, Fla.
Brower, Bobby RB	1978-79-80	Vienna, Va.
Brown, Brittain RB	2017-18-19	Canton, Ga.
Brown, Charlie DT	1973-74	Canton, N.C.
Brown, Chris FB	1988-89-90-91	Washington, D.C.
Brown, Craig LB	1979-80	Bel Air, Md.
Brown, Dave OB	1989-90-91	Westfield, N.J.
Brown, Ed DB	1978-79-80	Cherry Hill, N.J.
Brown, Elijah DT	2019	Charlotte, N.C.
Brown, James WB, HB	1949-50	Miami, Fla.
Brown, Jeff LB	1987	Dunwoody, Ga.
Brown, Kelby LB	2010-11, 13, 15	Matthews, N.C.
Brown, Kyler LB	2012-13-14-15	Matthews, N.C.
Brown, Marvin WR	1978-79-80	Hampton, Va.
Brown, Wyatt	1922	Greenville, N.C.
Browning, Arthur G	1958-59-60	Portsmouth, Va.
Browning, Craig QB	1979-80	Fayetteville, N.C.
Brownlee, John HB	1930-31-32	Philadelphia, Pa.
Bruce, Jamal DT	2011-12-13-14	LaGrange, Ga.
Bruggger, Johannes LB	1994, 96	New York, N.Y.
Brummitt, Fred C	1926-27-28	Oxford, N.C.

Brummitt, Ricky P	1977-78-79	Oxford, N.C.
Brunansky, Joe T	1935-36-37	Beaver Falls, Pa.
Bruneau, Bronson LS, TE	2017	Lakeville, Minn.
Brunson, Darryl DE	1981-82-83-84	St. Louis, Mo.
Bruton, Robert	1926	Candor, N.C.
Bryan, Bill T	1929-30-31	Winston-Salem, N.C.
Bryan, Billy C	1973-74-75-76	Burlington, N.C.
Bryant, Andy NG	1996	Dunwoody, Ga.
Bryant, Clyde E	1948-49	Raleigh, N.C.
Bryant, D. QB	2000-01	Detroit, Mich.
Bryant, Derek WR, DE	2003-04	Richmond, Va.
Bryant, L.G. OE	1970	Chatham, Va.
Brzezinski, Nick TE	2000-01	Livonia, Mich.
Budinger, John OG	1981	Pelham, N.Y.
Buie, Sam OB	1927-28-29	Winston-Salem, N.C.
Bulleit, Clark C	2018	Tampa, Fla.
Bullock, Aaron DB	1992-93-94	McKee City, N.J.
Bullock, Ed HB	1923-24-25	Norfolk, Va.
Bumgarner, Dwight E, T	1958-59-60	Lexington, N.C.
Bumgarner, Tim OT	1979-80-81-82	High Point, N.C.
Bunch, Curtiss DL	1993-94-95-96	Brooksville, Fla.
Buoniconti, Nick LB	1982-83-84-85	Miami, Fla.
Burch, Dave HB, FB	1958-59-60-61	Canton, N.C.
Burdette, Marvin E	1962-63-64	College Park, Ga.
Burdine, Lyle LB	1996, 98	Arlington, Texas
Burger, Tom G	1985-86-87	Maytown, Pa.
Burke, Paul OL	1983-84-85-86	Hornell, N.Y.
Burns, Gordon C	1937, 39	Asheville, N.C.
Burns, Thomas E, G	1940-41-42	Winston-Salem, N.C.
Burris, David WR	1981	Cedar Falls, Iowa
Burrows, Bob G	1951-52-53	Asheboro, N.C.
Burt, Doug FL	1998	Hampton, Va.
Bush, Jack T	1943	Jacksonville, Fla.
Bush, Jack FB, E	1960	Palatka, Fla.
Bussey, Joe HB	1965	Chesapeake, Va.
Butler, Lee CB, S	2008-09-10-11-12	Anderson, S.C.
Butler, Lex CB	2012	Anderson, S.C.
Byas, Jordan S	2009-10-11-12	Lynn Haven, Fla.
Byrd, Bill B	1942	Columbia, S.C.
Byrd, Wade C	1956-57-58	Spindale, N.C.

C • C • C

Cadigan, Tim DT	1977-78	Brockton, Mass.
Cain, Tom OT	1970-71	Pittsburgh, Pa.
Calabrese, Jay FB	1965-66-67	College Park, Md.
Calamari, Bob DB	1984-85-86-87	Lorain, Ohio
Caldwell, Jack FB	1921-22, 24-25	
Caldwell, Mark OE	1964-65	Clinton, Tenn.
Calhoun, Jalon WR	2019-20-21	Greenville, S.C.
Camero, Casey DT	2003-04-05-06	Tampa, Fla.
Campbell, August LB, S	2010-11	Freeport, Bahamas
Campbell, Bobby QB	1997-98-99-2000	Hicksville, N.Y.
Campbell, Colby LB	2021	Montmorenci, S.C.
Campbell, Fred T	1953-54	Swarthmore, Pa.
Camper, John DL	1986-87	Wycoff, N.J.
Campitelli, Paul C	2004-05	Chesapeake Beach, Md.
Cannon, Eugene T	1967	Asheboro, N.C.
Canty, Walt S	2009-10-11-12	Roebuck, S.C.
Cape, J.T. LB	2000, 02-03	Watkinsville, Ga.
Cappellano, John HB, DB	1968-69-70	Easton, Pa.
Cappetto, Mike QB	2010	Troy, Mich.
Carbonell, Alberto DT	1979	Coral Gables, Fla.
Cardwell, Joe T, G	1934-35-36	Montgomery, Ala.
Carey, John FB, G	1950-51-52	Ft. Wayne, Ind.
Carlo, John HB, LB	1964-65	Falls Church, Va.
Carlton, Everett FB	1943	Winston-Salem, N.C.
Carlton, Wray HB	1956-57-58	Wallace, N.C.
Carmichael, Zavier LB	2014-15-16-17	Eight Mile, Ala.
Carpenter, Don T, G	1929-30-31	Ayden, N.C.
Carpenter, Robert E	1937	Montchanin, Del.
Carr, Ron OT, DE	2020-21	Solon, Ohio
Carteaux, Cole LB, S	2020-21	Brentwood, Tenn.
Carter, Barney	1922-23	St. Augustine, Fla.
Carter, DeWayne DT	2020-21	Pickerinton, Ohio
Carter, Griffin RB	2018	San Marino, Calif.
Carter, Henley OE	1966-67-68	Fort Defiance, Va.
Carter II, Michael S	2017-18-19-20	Douglasville, Ga.
Carter, Phillip S	2014-15-16	El Dorado Hills, Calif.
Carter, Seth LS	2000-01-02-03	Oklahoma City, Okla.
Carver, Gordon HB	1942-43-44-45	Durham, N.C.
Cash, Jeremy S	2013-14-15	Miami, Fla.
Castor, Chris WR	1978-79-80, 82	Cary, N.C.
Cathley, Richard HB	1925-26	Canton, N.C.
Caudle, Lloyd HB	1951-52-53	Lewisville, N.C.

Cavanaugh, Ed T	1949-50	Waterbury, Conn.
Cerond, Edgar DT	2015-16-17-19	Miami, Fla.
Cerone, Jim OT	1981	Deer Park, N.Y.
Chambers, Quay WR	2015-16	Monroe, N.C.
Chambers, Rakavius OG	2017-18-19-20	Opelika, Ala.
Chambers, Randy DE	1971-72	Gastonia, N.C.
Chambers, Thomas G	1946-47, 49	Winston-Salem, N.C.
Chambers, Tom OE	1971-72	East Liverpool, Ohio
Chappell, Phillip OT	1993-94-95-96	Sanford, N.C.
Chappell, William	1952	Durham, N.C.
Charbonnet, Daniel CB	2004	The Woodlands, Texas
Charles, Wayne TB	1985-86-87-88	White Plains, N.Y.
Chatham, Kenneth HB	1965-66	Silver Spring, Md.
Cheng, Simon CB	2006	Toronto, Ontario
Chesnutt, Edwin E	1960, 62	Charlotte, N.C.
Chesson, Wes P, HB, E	1968-69-70	Edenton, N.C.
Chestnut, Raphael WR	2005-06-07-08	Reidsville, N.C.
Childress, Jack DB	1970-71, 73	Mount Airy, N.C.
Christopher, Jeff DB	1973-74	Winston-Salem, N.C.
Churm, Mike C	1978	Canton, N.C.
Ciepielinski, Drew DT	2001-02-03	Charlotte, N.C.
Cittadino, Benny E	1943, 46-47	Long Branch, N.J.
Clark, Dan TE	1990-91-92-93	Tampa, Fla.
Clark, Darius SS	1996-97-98-99	Tampa, Fla.
Clark, Ernie DE	1972-73, 75	Southern Pines, N.C.
Clark, George HB	1944-45-46-47	Wilson, N.C.
Clark, McCauley HB, E	1935, 37	Loudon, Tenn.
Clark, Randy QB	1960-61	Durham, N.C.
Clayton, Willie OT, DT	1970-71-72	Hampton, Va.
Clements, Darryl WR	1987-88-89-90	Middletown, Ohio
Clinkscale, Brent QB	1980-81-82	Greenville, S.C.
Clyburn, Louis OG	1991-92-93-94	Camden, S.C.
Cobb, Randy WR	1973-74	Garden Grove, Calif.
Cochran, Tom PK	1992-93-94-95	Bethlehem, Pa.
Cockey, James S	2015	Montclair, N.J.
Cockrell, Ross CB	2010-11-12-13	Waxhaw, N.C.
Cofield, Takoby OT	2011-12-13-14	Tarboro, N.C.
Coleantuoni, Jim OT	1979-80	Alexandria, Va.
Cole, J.N. T	1929	Hamlet, N.C.
Coleman, Jaylen RB	2019-20-21	Matthews, N.C.
Coleman, John OG	2010-11-12	Florence, S.C.
Collins, Clarence OG	1992-93-94-95	Forestville, Md.
Collins, Rob QB	2014	St. Davids, Pa.
Colonna, Dave TE	1986-87-88-89	High Point, N.C.
Colyar, Jack QB	2020	Langhorne, Pa.
Combs, Chris DT	1996-97-98-99	Roanoke, Va.
Comer, Jeffrey WR	1976-77-78	Frederick, Md.
Compitello, Joseph LB	1967-68-69	White Plains, N.Y.
Condon, David T, G	1960-61-62	Parma, Ohio
Cone, Matthew K	2020	Louisville, Tenn.
Conner, Bill HB	1953-54	Roanoke, Va.
Connette, Brandon QB	2010, 12-13	Corona, Calif.
Constantino, Paul C	1983-84-85-86	St. Louis, Mo.
Conway, Christian S	2013-14	Bronxville, N.Y.
Cook, Earl DB	1973-74, 76-77	Alexandria, Va.
Cook, Glynn L. C	1943	Columbia, Miss.
Cooper, Jason TE	1984-85-86-87	New Canaan, Conn.
Copley, James E	1943	Weston, W. Va.
Corbett, Bob QB	1974-75	Clarks Summit, Pa.
Corders, Maurice DT	1972-73-74-75	Fayetteville, N.C.
Cornelius, B.O. HB	1932-33-34	Winston-Salem, N.C.
Corpus, Tom DE	1987-88-89	Westlake, Ohio
Cottingham, Andrew FB	1957-58	Laurinburg, N.C.
Courtillot, Marcel OE	1967-68-69	Camp Springs, Md.
Cowart, Jeffrey OL	2009	Forsyth, Ga.
Coyne, Steve DB	1986-87	Newtown Square, Pa.
Cox, Billy HB	1948-49-50	Mount Airy, N.C.
Cox, Charles DB	1971-72-73	Mount Airy, N.C.
Cox, Daniel T	1954-55-56	Gainesville, Fla.
Cox, Robert FB	1932-33	Vernon, Texas
Craig, Ahmad DE	2020-21	Buford, Ga.
Crain, Richard G	1960	Mount Holly, N.J.
Crawford, Fred E, T	1931-32-33	Waynesville, N.C.
Crawford, Laniel DB	1974-75	Wilkes-Barre, Pa.
Crayton, Marc DL	1986-87-88	Bay Village, Ohio
Crenshaw, Keith RB	1978-79-80-81	Caroleen, N.C.
Crigler, Norris QB	1942	Charlotte, N.C.
Crisson, Stan E	1961-62-63	Cherryville, N.C.
Cromartie, Fred G	1962-63-64	Charlotte, N.C.
Cronin, Kevin QB	2006	Middletown, Wis.
Crowder, Jamison WR	2011-12-13-14	Monroe, N.C.
Crowder, John C	1944-45	High Point, N.C.
Cruikshank, Robert FB	1958	Atlanta, Ga.
Crummie, Robert FB	1958-59	Clinton, N.C.

Crute, H. Futz	1920-21, 23	Winston-Salem, N.C.
Culp, Hank G	1924-25, 27	Spencer, N.C.
Culp, James C	1957	Washington, D.C.
Cunningham, Grant NG	1979	Seneca, S.C.
Curran, Robert DB	1985	Houston, Texas
Curran, Tim DL	1989-90-91	Baldwin, N.Y.
Curtis, Mike FB	1962-63-64	Rockville, Md.
Cuthbert, Randy RB	1989-90-91-92	Chalfont, Pa.
Cutler, Richard HB	1957	Preston, Minn.

D • D • D

Dallas, Craig DE	1979	Reidsville, N.C.
Dalton, James G	1961-62	Asheboro, N.C.
Dalmolin, Nicky TE	2020-21	Cumming, Ga.
Daniel, Keith WR	1987, 89	Hyattsville, Md.
Daniels, Matt S	2008-09-10-11	Fayetteville, Ga.
Dapolito, Chris QB	2002-03-04	Matawan, N.J.
Dargan, Cedric TB	2001, 03-04-05	Jacksonville, N.C.
Darnell, Leonard E	1938-39-40	Winston-Salem, N.C.
Daugherty, John G	1930	Jeannette, Pa.
Davies, Mike DB	1969-70-71	Bay Village, Ohio
Davis, Austin C	2014-15-16-17	Mansfield, Texas
Davis, Charlie C	1942	Tampa, Fla.
Davis, Chris S	2004-05-06-07	Stone Mountain, Ga.
Davis, Fred T	1937	Newport, Vt.
Davis, Jason LB	2000-01	Gainesville, Fla.
Davis, Jasper HB, FB	1938-39-40	Wilson, N.C.
Davis, Jimmy C	1957	Durham, N.C.
Davis, Larry DB, QB	1966-67-68	Portsmouth, Va.
Davis, Lee G, T	1928-29-30	Waynesville, N.C.
Davis, Lee R. DB	1976	Alexandria, Va.
Davis, Robert C	1962-63-64	Aiken, S.C.
Davis, Tim P	1991-92	Pittsburgh, Pa.
Davis, Tom HB, FB	1941-42-43-44	Wilson, N.C.
Davis, Tony CB	2020-21	Gastonia, N.C.
Davis, William G	1946-47-48	Wilson, N.C.
Deane, Carl OB	1939-40	Charlottesville, Va.
Dearth, Jim OE	1967-68-69	Monroe, Wis.
Deaton, Darrell DB	1980, 82-83	Winston-Salem, N.C.
Deaver, Braxton TE	2011, 13, 15	Charlotte, N.C.
Debolt, Gene C, DE	1967-68-69	Columbus, Ohio
Decker, Todd QB	1992	Raleigh, N.C.
Decker Tom FB	1981-82-83	Westerville, Ohio
Deiter, Bill	1984	Chadds Ford, Pa.
DeLamielleure, Todd LB	1998-99-2000	Durham, N.C.
DeLoatch, Sidney T	1954-55-56	Roanoke Rapids, N.C.
DeLuca, Scott LB	1990	Nuttley, N.J.
Dempsey, Larry DB, HB	1966-67-68	Greensboro, N.C.
Dempsey, Luther E	1940-41	Greensboro, N.C.
Demore, Dave DE	1985-86-87	Pittsburgh, Pa.
Denne, Donald T	1957-58-59	Wierton, W. Va.
Denton, Kent QB	1964	Washington, N.C.
DeOrio, Matt RB	1994-95-96-97	Jacksonville, Fla.
DeRogatis, A.I. C, T	1945-46-47-48	Newark, N.J.
Derrickson, Vernon	1920-21	Dover, Del.
DeSmyter, Randy K	2006	Anderson, S.C.
DeStefano, Frank OT	1976-77	Webster, N.Y.
Deveaux, Elijah RB	2019	Waxhaw, N.C.
DeVine, Gene OT, TE	1974	West Bridgewater, Mass.
DeVolentine, Joe E	1939	Miami, Fla.
Devonshire, James FB, TB, E	1965-66-67	Carney's Point, N.J.
DeWalt-Ondijo, Jordan DE	2011-12-13-14	Prairie View, Texas
Dewan, Brendan LB	2002-03-04-05	Austin, Texas
Deyton, Robert G	1950	Raleigh, N.C.
Diamond, Gus G	1945	Burgettstown, Pa.
Diamont, Luca QB	2020-21	Venice, Calif.
Dickerson, Rodney DB	1986-87-88-89	Knightdale, N.C.
Dill, David	1973	Fort Scott, Kan.
Dilweg, Anthony OB, P	1985-86-87-88	Bethesda, Md.
Diminick, Mike DB	1985-86-87-88	Mount Carmel, Pa.
Dimukeje, Victor DE	2017-18-19-20	Baltimore, Md.
Dixon, John HB	1968	Nashville, Tenn.
Dixon, Rich DE	1974	Mechanicsburg, Pa.
Doby, Larry DB	1977-78	Montclair, N.J.
Dolan, John LB	1981, 83	Atlanta, Ga.
Dollar, Steve OL	1994	Garland, Texas
Dorsey, Stanley WR	1990-91-92-93	Baltimore, Md.
Douglas, Chris TB	2000-01-02-03	Sherrills Ford, N.C.
Douglas, T.J. CB	2014	Fort Myers, Fla.
Down, Robert HB	1965-66	Short Beach, Conn.
Dowell, Bubba OG	1978	Louisville, Ky.
Dowling, Mike FB	2004-05	Baltimore, Md.
Downs, Greg WR	1986-87, 89	Dunwoody, Ga.
Doyle, Danny DE	2016-17	Bradenton, Fla.

Drescher, Eric LB	1978-79	Hershey, Pa.
Drew, John DT	2009	Midland, Ga.
Driggers, Jack K	2017-18-20	Tallahassee, Fla.
Driskell, Stanley QB	1977-78-79	Atlanta, Ga.
Druilis, Charles OE	1963-64-65	St. Louis, Mo.
Drum, Robert OL	2009	Hoover, Ala.
Drummer, Ronnie RB	2004-05-06-07	Salinas, Calif.
Drye, Carl G	1958	China Grove, N.C.
DuBose, Keith DB	1989-90-91-92	Sarasota, Fla.
Duke, Aaron C	1996-97	Thomasville, Ga.
Dufala, Greg OL, NG	1999-2000-01	Erie, Pa.
Duffy, Colin LS	2017	Newport Beach, Calif.
Dukes, Curt QB	2004-05	Stony Point, N.C.
Dull, John OG	1969-70-71	Rutherford, N.J.
Dunaway, Dave OE	1964-65-66	Jacksonville, Fla.
Duncan, Bill E	1945, 47-48	Morganton, N.C.
Duncan, Jela RB	2012-13, 15-16	Charlotte, N.C.
Dunlap, E.B. C	1932-33-34	Lawton, Okla.
Dunlap, Erik OG	1996	Garner, N.C.
Dunlap, Jack G	1932-33-34	Lawton, Okla.
Dunn, Andy OL	1989	Little Rock, Ark.
Dunn, Mike QB	1975-76-77-78	Hampton, Va.
Dupler, Phil FB	1956-57	Frankfort, Ind.
Dupree, Terrence TE	1996-97-98-99	Seffner, Fla.
Durant, Mataeo RB	2018-19-20-21	McCormick, S.C.
Durner, Gus T	1933-34-35	Asheville, N.C.
Dusek, David DE	1973-74-75	McLean, Va.
Dutrow, George HB	1956-57-58	Washington, D.C.
Dyer, Marcus TE, FB	1988-89-90-91	Burlington, N.C.

E • E • E

Eanes, Thomas G	1925-26	Lexington, N.C.
Earngey, Willard G, E, HB	1935-36-37	Rockford, Ill.
Earon, Blaine E	1949-50-51	Altoona, Pa.
East, Joel DL, OL	2004-05	Cambridge, Ohio
Eaves, Willard HB, QB	1938-39	Athens, Tenn.
Eberdt, Sam FB, QB	1953-54	Arlington, Va.
Ebinger, Phil C	1980-81-82-83	Atlanta, Ga.
Econn, Chris LB	1995	
Edens, Thomas DB, OE	1967-68	Sumter, S.C.
Edwards, DeVon S, CB	2013-14-15-16	Covington, Ga.
Edwards, Everett S	2014-15	Woodbridge, Va.
Edwards, Fred C, E	1936-37	Bloomingsburg, Pa.
Edwards, George LB	1985-86-87-88-89	Siler City, N.C.
Edwards, J.B. OG, NG	1966-67-68	Portsmouth, Va.
Edwards, Jeramy S, LB	2003-04-05-06	Jackson, N.J.
Edwards, Rodrick DB	1991, 93	Houston, Texas
Edwards, Steve DT	1975-76	Fairfax, Va.
Edwards, Tee SS	1992-93-94-95	Decatur, Ga.
Egboh, Patrick DE	2007-08-09-10	Mesquite, Texas
Egbuniwe, Chike LB	1994-95-96-97	Dallas, Texas
Edge, Jeroen C	1992-93-94-95	Pearl River, La.
Eily, Derek C	1984	Roxboro, N.C.
Eily, Kedrick DL	1988-89	Roxboro, N.C.
Eisenberg, Judd C	1979, 81	Radnor, Pa.
Eisenberg, Lloyd T	1944, 47-48-49	Philadelphia, Pa.
Eldridge, Wade G	1940	Mount Airy, N.C.
Elliott, Ronnie WR	2002-03-04-05	Huntsville, Ala.
Ellis, Jamal DB	1991-92, 94	Lancaster, Texas
Ellie, Zamari DE	2020-21	Henderson, N.C.
El-Masry, John DE	1983-84, 86	Waltham, Mass.
English, Everett	1921, 23	Monroe, N.C.
Epperson, Duane TB	1997-98-99-2000	Falls Church, Va.
Erdeljic, Ben WR	1997, 99-2000-01	Oakmont, Pa.
Ersler, Arthur HB	1930-31-32	Hudson, N.Y.
Eslick, John RB	1946-47-48	Fayetteville, Tenn.
Evans, Brad OL	1970-71	Durham, N.C.
Everett, John	1923	Rockingham, N.C.
Ewell, Keith WR	1988-89-90-91	Miami, Fla.
Ezerski, Frank Jr. FB	1940	Monessen, Pa.
Ezzard, Rodney CB	2004, 07	Atlanta, Ga.

F • F • F

Fahik, Adam LB	2021	Dearborn Heights, Mich.
Falcone, Sonny DT, LB	1973-74-75	Durham, N.C.
Falls, Ronnie C	1952-53-54-55	High Point, N.C.
Faris, Jeffrey S	2011	Knoxville, Tenn.
Farmer, Ray FS	1992-93-94-95	Kernersville, N.C.
Farquhar, John TE	1990-91, 93-94	Stanford, Calif.
Farrell, Jack TE	2010, 12	Atlanta, Ga.
Fawcett, Blake G	1941-42	Alderson, W. Va.
Feamster, Brandon S	2016-17-18	Exton, Pa.
Fehling, James OT	1973-74-75	Reading, Pa.

Feinberg, Alex P	2006	Thomasville, Ga.
Felder, Kendral WR, LB	2003-04-05	Wilson, N.C.
Felty, Ralph T	1941-42	Ashland, Ky.
Ferguson, Quaven DT	2015-16	Easley, S.C.
Fesperman, W.D. T, G	1953-54-55	Winston-Salem, N.C.
Fetsko, Robert HB, E	1957-58-59	Johnstown, Pa.
Field, Herbert E, HB	1950-51-52	Martinsville, Va.
Fields Jr., Bryon CB	2013-14, 16-17	Charlotte, N.C.
Fincher, Michael WR	1987-88	Port Chester, N.Y.
Finison, Joey OG	2011-12	Greensboro, N.C.
Finley, Robert HB	1924-25	Asheville, N.C.
Finney, Cole TE	2020-21	Hingham, Mass.
Fischer, Charles T, E	1935-36-37	West Haven, Conn.
Fischer, Spence QB	1992-93-94-95	Atlanta, Ga.
Fisher, Lucas DE, LB	2012, 14	Monroe, N.C.
Fisher-Smith, Isaiah S	2020-21	Greensboro, N.C.
Fitch, Robert OG, LB	1970-71	Fairmont, W. Va.
Fitzpatrick, Michael DB, LB	1968-69	Bethesda, Md.
Flanagan, Greg WR	1983, 85-86	Sarasota, Fla.
Fleming, Robert OG	1997-98-99-2000	Panama City, Fla.
Flemming, Dominique WR	1993-94-95-96	Raleigh, N.C.
Fletcher, Frank DB	1972	Chesapeake, Va.
Flick, Andy C	1997	San Francisco, Calif.
Flowers, Richmond WR	1996, 98-99	Birmingham, Ala.
Foley, Brian OG	2021	Clarendon Hills, Ill.
Folger, Fred WB, TB	1946-47-48	Mount Airy, N.C.
Fondren, Frank III C	1965-66	Roanoke Rapids, N.C.
Forbis, Jim LB, TB	1970-71	Matthews, N.C.
Force, Teddy OT	2012	Lancaster, Pa.
Ford, Gerald TE	1993-94-95-96	Missouri City, Texas
Fordham, Ben DB, WR	1972-73-74	Columbus, Ga.
Foster, Tony WR, CB	2009-10-11-12	Burlington, N.C.
Fowler, Brendan LB	2011	Wantagh, N.Y.
Fowler, Ryan LB	2000-01-02-03	Redington Shores, Fla.
Fox, Daryl C	1969-70	Aliquippa, Pa.
Fox, Justin DE	2010-11-12-13	Charlotte, N.C.
Foxworthy, Jay LB	1982, 84	College Park, Ga.
Foyle, Bob MG	1965-66-67	Hawthorne, N.J.
France, C.J. LB	2011-12-13-14	Columbus, Ga.
Francis, Jerry T	1964	Caroleen, N.C.
Frank, John QB	1924-25-26	Mt. Airy, N.C.
Franklin, Ja'Mion DT	2021	Ridgely, Md.
Franks, Carl TE	1980-81-82	Garner, N.C.
Frederick, Gary WR	1981-82-83-84	Goldsboro, N.C.
Frederick, Ron WR	1979-80-81	Goldsboro, N.C.
Freeman, Heath K	2001	Short Hills, N.J.
Freeman, Justin OL	2008	Ahoskie, N.C.
Freeman, Willard DE	1976-77	Washington, D.C.
Freile, Guillermo K, WR	2011	Miami, Fla.
Friedlund, John FB, WB	1948-49	DeLand, Fla.
Friedman, Bert C, T	1929, 31	New York City, N.Y.
Friedman, Lennie OT	1995-96-97-98	West Milford, N.J.
Frye, Ben DT	2018-19-20-21	Dublin, Ohio
Fryer, Aaron TB	2003-04, 06	Tampa, Fla.
Fuller, Keyston WR	2017-18	Griffin, Ga.
Fuqua, Jimmy G	1962-63	Spray, N.C.
Fuqua, Mike C, TE	1979-80-81	Eden, N.C.
Fusco, Vince PK	1975-76	New Hyde Park, N.Y.
Futrell, Billy HB	1961-62-63	Lynchburg, Va.

G • G • G

Gagnon, Xander LB	2017-18-19	Charlotte, N.C.
Gaines, Kyle LB	1990-91	Snelville, Ga.
Gainey, Catron S	2006-07-08-09	Hephzibah, Ga.
Galaska, Jeff TE	1992-93-94	Strongsville, Ohio
Gallman, Leroy RB	1990-91-92-93	Westfield, N.J.
Gamble, Austin LB	2009-10-11-12	Weston, Fla.
Gantt, Bob E, BB	1941-42-43, 46	Durham, N.C.
Garber, Brent K	2000-01-02-03	Thomasville, Ga.
Garda, Bob HB	1959-60	Alexandria, Va.
Gardinier, Richard T	1947	Miami, Fla.
Gardner, James III T	1957-58-59	Portsmouth, Ohio
Gardner, Randy PK	1989-90-91-92	Jacksonville, Fla.
Gardner, Robert G	1960	Portsmouth, Ohio
Gardner, Sam HB, BB	1935-36	Charleston, W. Va.
Garner, Gilroy QB	1960-61-62	Augusta, Ga.
Garner, Jarrett WR	2020-21	Harrisburg, N.C.
Garner, Mike OG	1969	Shawnee Mission, Kan.
Garrett, Reid	1921	
Garstkiewicz, Gary DB	1978-79-80	West Berlin, N.J.
Garvin, Greg FB	1971-72	Villa Park, Ill.
Garwood, Arthur FB	1974	Villanova, Pa.
Gattis, Corey WR	2011-12	Durham, N.C.
Gawdun, George DB	1976-77-78-79	Bricktown, N.J.

Gee, Chet DB	1980, 83	Columbia, Md.
Gee, Norman DT, TE	2006	Severna Park, Md.
Gehsmann, Kevin LB	2018	Greensboro, N.C.
Geis, Adam SE	1994-95-96-97	Durham, N.C.
Gelbert, Daniel E	1959-60-61	Easton, Pa.
Gelotte, John OT	2020-21	Moore, S.C.
George, Temo CB	2002-03	Havelock, N.C.
Gersbach, Carl G	1966	Swarthmore, Pa.
Gibbs, David DB	1970-71	Thomasville, N.C.
Gibson, James E. C	1949-50	Winston-Salem, N.C.
Gibson, James F. E	1949-50-51	Wilmington, N.C.
Gibson, Travis OG	2012	Miami, Fla.
Giffin, Jerry DE, LB	1970-71	Camp Hill, Pa.
Gilbert, Mark CB	2016-17-18-20	Fayetteville, N.C.
Giles-Harris, Joe LB	2016-17-18	Nyack, N.Y.
Gill, Aubrey C	1940-41	Petersburg, Va.
Gill, Keith RB	1990-91-92-93	Orlando, Fla.
Gilson, Elmer LB, DE	1972-73-74-75	New Castle, Pa.
Ginn, Carson OT	2013-14	Belmont, N.C.
Glacken, Scotty QB	1963-64-65	Bethesda, Md.
Glankler, John DT	1978	Cincinnati, Ohio
Gleason, Francis E	1952	Washington, D.C.
Glover, Bobby DB	1980	Atlanta, Ga.
Glover, Tyree LB	2009-10	Crescent City, Fla.
Goddard, Pete G	1940-41	Rocky Mount, N.C.
Godfrey, Jim LB	1984-85-86-87	Virginia Beach, Va.
Godfrey, O.C. FB, HB	1928-29	Spencer, N.C.
Goins, Herbert FB, G, C	1965-66-67	Charlotte, N.C.
Goldberg, Cameron OT	2005-06-07-08	Lutherville, Md.
Gombar, Greg LB, DE	1975	Clairton, Pa.
Gonet, Ned FB, LB, DE	1977-78-79	Vienna, Va.
Gordon, John C	1994-95-96-97	San Antonio, Texas
Gore, Art TB	1973-74-75-76	McGuire Air Force Base, N.Y.
Gourley, Alex C	2017	Mooresville, N.C.
Gowdy, Reggie LB	1986-87	Washington, D.C.
Grace, Chuck OG, MG, T	1967-68	Carbondale, Ill.
Grant, Lamar CB	1996-97-98-99	Jackson, N.J.
Grant, Truett G	1951-52	High Point, N.C.
Grant, Wesley G	1963	Kannapolis, N.C.
Grantham, Julius TB	1983-84-85-86	Belleville, Ill.
Granville, Billy LB	1993-94-95-96	Lawrenceville, N.J.
Gray, Gavin DB	1990-91-92-93	Portsmouth, R.I.
Gray, Noah TE	2017-18-19-20	Leominster, Mass.
Grayson, Mike TB	1980-81-82-83	Falls Church, Va.
Green, Alex S	2001-02-03-04	Hyattsville, Md.
Green, Bruce "Willie" E	1925	Greensboro, N.C.
Green, David QB	1996-97	Charlotte, N.C.
Green, Doug WR	1983, 85-86-87	Graham, N.C.
Green, Jeffrey DE	1974-75-76-77	Woodbury, N.J.
Green, Ray FB, QB, T	1950-51-52	Fayetteville, N.C.
Greene, Brian CB, S	2002-03-04-05	Kennesaw, Ga.
Greene, Zach CB	2009-10-11	Raleigh, N.C.
Gregory, Art T	1960-61-62	Aiken, S.C.
Grier, Britton S, LB	2011-12, 14-15	Charlotte, N.C.
Griffin, Jack LS	2020	Nichols Hills, Okla.
Grigg, Ben Fred T	1923-24-25-26	Gastonia, N.C.
Grimes, Dale C	1970-71-72	Aliquippa, Pa.
Grisson, Tyrant DT	1998, 2000	Detroit, Mich.
Gross, John HB	1939	North Braddock, Pa.
Grune, George QB, HB	1950-51	White Plains, N.Y.
Grupp, Robert DB, P	1973-74-75-76	Langhorne, Pa.
Guidry, Andrew C	2005	Salem, Va.
Gulley, Richard OT	1990-91	Ocean, N.J.
Gunter, Donald OG, OT	1968	Erie, Pa.
Gutekunst, John HB, DB	1963-64-65	Sellersville, Pa.
Guthrie, Gay OT	1970	Turtle Creek, Pa.
Guy, Melwood "Buzz" G	1956-57	Ellwood City, Pa.

H • H • H

Haas, Robert T	1936, 38	New York, N.Y.
Hackney, Elmore QB	1935-36-37	Durham, N.C.
Harding Jr., Darrell WR	2020	Winter Garden, Fla.
Hardison, Joe WR	2020	Darien, Conn.
Hagaman, Al OL	1988-89-90	Clearwater, Fla.
Hagans, Sahmir WR	2021	Philadelphia, Pa.
Hager, Dudley QB	1949-50-51	Louisville, Ky.
Haggerty, Clifford HB	1943-44	Lakewood, Ohio
Hagie, William FB	1956	Elizabethton, Tenn.
Haile, Rob FB	1998	North Palm Beach, Fla.
Haldeman, John FB	1972-73	Devon, Pa.
Hales, Casey LS	2004-05-06-07	Newport Beach, Calif.
Hall, Aaron DE	2021	Durham, N.C.
Hall, Alfred	1920	Wilmington, N.C.
Hall, Grant S	2016	Swansee, Ga.

Hall, Robbie OL	1996	Tavares, Fla.
Hall, Ryan TE	2011	Orlando, Fla.
Hall, Tom WR	1975-76-77	Fayetteville, N.C.
Ham, Charlie K	2020-21	Atlanta, Ga.
Hamilton, Devery OT	2020	Ellicott City, Md.
Hamilton, Ronnie DB	1998-99-2000-01	Oxford, N.C.
Hamilton, Scott DT, OG	1977-78-79	Western Spring, Ill.
Hamrick, Waite C	1930-31	Gaffney, S.C.
Hands, Joe E	1952-53	Mount Ranier, Md.
Hanenberg, Bill DB	1970-71-72	Wayne, N.J.
Hanenberg, Ted OT	1972-73-74	Wayne, N.J.
Hannon, Ron DB	1978	Moosic, Pa.
Harding Jr., Darrell WR	2019-20-21	Winter Garden, Fla.
Harding, Dave OG, C	2010-11-12-13	Orlando, Fla.
Hardison, Fred TE	1944, 46-47	Williamston, N.C.
Hardison, Joe WR	2019-20	Darien, Conn.
Hardy, Jack T	1940	Goldsboro, N.C.
Harelson, Jeff DB	1981-82-83	Hartsville, Ohio
Harmon, Zach C, OG	2015-16-17-18	Toledo, Ohio
Harper, Brandon DT, OG	2006-07, 09-10	Alpharetta, Ga.
Harper, Ken K	1982-83-84-85	West Palm Beach, Fla.
Harper, Tracy OG	1980	Thomasville, Ga.
Harrell, Evalio CB	2005-06-07	Tampa, Fla.
Harris, Christian OT	2015-16-17-18	Suwanee, Ga.
Harris, Clifford RB	2005-06-07-08	Marrero, La.
Harris, Fred DB	1998-99-2000	Pine Springs, Minn.
Harris, Jacob G. QB, DB	1957-58-59	Kings Mountain, N.C.
Harris, James FB	1956-57	Scranton, Pa.
Harris, Micah LB, DE	2001-02-03	Poland, Ohio
Harris, Quentin QB	2016-17-18-19	Wilton, Conn.
Harris, Richard HB	1962	Charlotte, N.C.
Harris, Thomas C	1948	Charlotte, N.C.
Harris, Thomas DT	1970-71-72	Charlotte, N.C.
Harrison, James C	1956-57	Columbia, S.C.
Harry, Reece E	1944	Greensboro, N.C.
Hart, Leo QB	1968-69-70	Kinston, N.C.
Hart, Mike TE	1998-99-2000-01	Sayville, N.Y.
Hartley, Howard FB, TB	1943, 46-47	Ravenswood, W. Va.
Hartness, Carl E	1935	Columbia, S.C.
Hartofolis, Nick WR	1998-99-2000	Huntington, N.Y.
Harton, James W. T	1930-31	Durham, N.C.
Hasson, Newt C	1969, 71	Timonium, Md.
Hatcher	1922	
Hatcher, Charlie DT, NG	2008-09-10-11	Hamilton, Ohio
Hatcher, D.	1923	
Hatcher, George FB	1927-28	Winston-Salem, N.C.
Hatcher, Howell	1920-21	Mt. Airy, N.C.
Havens, Richard G, T	1960-61-62	Westminster, Md.
Hawkins, David LB	1991, 93-94	Atlanta, Ga.
Hawn, Robert HB	1961-62	Winston-Salem, N.C.
Hayden, Danny E	1945	
Hayes, Bob E	1928-29-30	Charlotte, N.C.
Hayes, Jason C	1987-88	Lexington, N.C.
Hayes, Jordan S	2016-17-18	Loganville, Ga.
Hayes, Robert OE	1970	Windsor, Ontario
Hayes, Roger OG, LB	1965-66-67	Monroe, N.C.
Hazelton, Curtis NG, DT	2010-11	Roswell, Ga.
Heady, Gary OG	1971-72-73	Danville, Va.
Healy, Tim DT	1983-84-85	Indianapolis, Ind.
Heinsohn, Paul DT	1978-79-80	Natick, Mass.
Heiss, Howard	1948-49	Baltimore, Md.
Hellet, Cooper TE	2010-11	Kentfield, Calif.
Helm, Daniel TE	2016-17-18	Chatham, Ill.
Helton, David LB	2011-12-13-14	Chattanooga, Tenn.
Hendrickson, Horace B	1932-33	Beaver Falls, Pa.
Heninger, Mark DE	1982-83	Martinsville, Va.
Heninger, Marty LB	1980-81-82-83	Martinsville, Va.
Henninger, John C, G	1933-34-35	Savannah, Ga.
Hennessy, Thomas LS	2013-14-15-16	Bardonia, N.Y.
Hepler, Robert OE	1967-68-69	Springdale, Pa.
Herlong, Bettis HB, WB	1945, 47	Saluda, S.C.
Herring, Chuck WR	1982-83-84-85	Springfield, Va.
Herring, Marvin	1925	Mount Olive, N.C.
Heyward, Shaka LB	2019-20-21	Hoschton, Ga.
Hicklin, Ed DB, HB	1966-67-68	Burlington, N.C.
Hicks, Steve DB	1978	Germantown, N.C.
Higginbotham, Mark OG	1981-82-83-84	Lawrenceville, Ga.
Higginbotham, Mike OG	1982-83-84-85	Lawrenceville, Ga.
Higgins, Louis FB	1949	Nesquehoning, Pa.
Highsmith, Bobby OL	1989-90	Key West, Fla.
Hill, B.J. TB, DB	1998-99-2000-01	Detroit, Mich.
Hill, Brandon LB	2017-18-19	Orangeburg, S.C.
Hill, Dan, Jr. C	1936-37-38	Asheville, N.C.
Hill, Ethan FS	1998	Raleigh, N.C.

Hill, John DT	1972-73-74	Hialeah, Fla.
Hill, Johnny DB	1981-82-83-84	Winston-Salem, N.C.
Hill, Kyle OT	2008-09-10-11	Orlando, Fla.
Hill, Nick LB	2014	Nashville, Tenn.
Hines, Clarkston WR	1986-87-88-89	Chapel Hill, N.C.
Hines, Rob OL	1998	Raleigh, N.C.
Hinton, Anthony OT	2020	Waxhaw, N.C.
Hoch, Bill C	1957-58	Cannonsburg, Pa.
Hodges, Roland HB, TB	1945-46-47-48	Ft. Lauderdale, Fla.
Hodrick, Jeff TE	1994-95-96-97	Shamokin, Pa.
Hoffman, Jason LB	2021	Memphis, Tenn.
Holben, Carl T	1950-51-52	Zeilienople, Pa.
Holler, Dave DT	1983	Blythehood, S.C.
Holley, Frank DE	1977	Virginia Beach, Va.
Holley, Kenan CB	1995-96-97-98	The Woodlands, Texas
Holley, Quentin CB	1999	The Woodlands, Texas
Holliday, Blair WR	2011, 14-15	Sherman Oaks, Calif.
Holliday, Octavius DB	1993	Longwood, Fla.
Hollingsworth, Harry HB	1926-27-28	Newton, N.C.
Hollingsworth, Jay RB	2008-09-10-11	Sanford, N.C.
Holloway, Stephen E	1964	Elkin, N.C.
Holman, Casey OT	2019-20-21	Snelville, Ga.
Holmberg, Gunnar QB	2020-21	Wake Forest, N.C.
Holmes, Chris LB	2014	Fredericksburg, Va.
Holmquist, William K	2017	Dix Hills, N.Y.
Holoman, Andrew LB	2009	Ashburn, Va.
Holsey, Bernard DL	1992-93-94-95	Cave Spring, Ga.
Holt, Jarrod OL, C	2006-07-08-09	Clearwater, Fla.
Homa, Kenneth OG, C	1968	Morrisville, Pa.
Honeycutt, Robert HB	1956, 58-59	Durham, N.C.
Hood, Christian LB	2020	Missouri City, Texas
Hood, Charlie G, T	1942-43	Greensboro, N.C.
Hooks, Rodney DB	1989-90	Lithonia, Ga.
Hoots, Ronnie DB	1972-73-74	Winston-Salem, N.C.
Hoover, Al B	1942	Toledo, Ohio
Hoover, Chris LB	2013-14	Maumee, Ohio
Hopson II, James S	2020	Leesburg, Ga.
Hord, Robert E	1957	Charlotte, N.C.
Hord, Roy Jr., T, E, G	1954, 56-57	Charlotte, N.C.
Hornbuckle, Tre DE	2016-17-18-19	Murray, Ky.
Horning, Jim LB	1972-73	Pleasanton, Calif.
Horton, Trevor WR	2020	Hendersonville, Tenn.
Hoskins, Craig DB, RB	1977-78-79	Heath, Ohio
Howell John FB, LB	1985, 87-88-89	Burlington, N.J.
Hoyle, Todd DB	1989-90-91	Waynesville, N.C.
Hubbard, Jackson H, P	2018-19-20-21	Dallas, Texas
Hubbard III, Marvin RB	2018-20	Tyrone, Ga.
Huckabee, William E	1921, 23	Albemarle, N.C.
Hudgins, Herbert HB, E	1935-36-37	Norfolk, Va.
Hudzick, Myles CB, S, RB	2017-18-19	Reston, Va.
Huffman, Brett TE	2007-08-09-10	Massillon, Ohio
Huffman, Wendie E	1942	Thomasville, N.C.
Hughes, Leon G	1930	Fountain Inn, S.C.
Hughes, Roger C, LB	1964-65	Summit, N.J.
Hughes, Thomas BB, WB	1947-48-49	Sumter, S.C.
Hull, Ken QB	1988	Swarthmore, Pa.
Humphreys, Ben LB	2015-16-17-18	Newport Beach, Calif.
Huneycutt, Jerry HB	1964	Winston-Salem, N.C.
Hunter, Roy C	1926-27-28	Charlotte, N.C.
Hurm, Dave E	1955-56-57	Newark, Del.
Hurst, Dave T	1952	Middlesboro, Ky.
Hyatt, Don E	1929-30-31	Waynesville, N.C.
Hyson, James E	1967	Hendersonville, N.C.

I • I • I

Ijjas, Jeffrey K	2011	Clearwater, Fla.
Ingram, Steven DT	2011-12-13	Southaven, Miss.
Intihar, John DB	1987	Shaker Heights, Ohio
Irwin, Conor C	2011-12	Knoxville, Tenn.
Irwin, Frank T	1943-44	Raleigh, N.C.

J • J • J

Jack, Bernie E	1953	Leechburg, Pa.
Jackson, Allen DT	2014-15-16	Ellicott City, Md.
Jackson, Deon RB	2017-18-19-20	Atlanta, Ga.
Jackson, Derrick DB	1989-90-91-92	Long Valley, N.J.
Jackson, Ernie DB, TB	1969-70-71	Hopkins, S.C.
Jackson, Javon CB, S	2018-19	Tyrone, Ga.
Jackson, Robert OT	1973-74	Charlotte, N.C.
Jackson, Tony S, RB	2007-08	Rochester, N.Y.
James, Carl G	1949-50-51	Raleigh, N.C.
James, David FB	1985	Virginia Beach, Va.
James, Norman E	1931-32	Hickory, N.C.

Jamieson, Robert OB	1963-64	Greensboro, N.C.
Jamison, Carol G	1957-58	Roanoke, Va.
Jankowski, Jan HB, FB	1927-28	Milwaukee, Wis.
Jenkins, Jason DB	1998	Durham, N.C.
Jenkins, Paul DB	1979-80	Mamaroneck, N.Y.
Jenkins, Ryan LB	1996-97-98	Atlanta, Ga.
Jensen, Jon WR	1992-93-94	Denver, Colo.
Johnson, Allen G	1937-38-39	Lexington, N.C.
Johnson, Brandon S	2021	Newton, N.C.
Johnson, Da'Quan S	2020-21	Flomation, Ala.
Johnson, Dezmund DE	2011-12-13-14	Nashville, Tenn.
Johnson, Eric RB	1979	Sea Cliff, N.J.
Johnson, Guy OT	1968-69	Danville, Va.
Johnson, Harvey	1923	Chattanooga, Tenn.
Johnson, John FB	1964	War, W. Va.
Johnson, Lance WR	2001-02-03	Hickory, N.C.
Johnson, LeDouglas RB	1995	Pensacola, Fla.
Johnson, Leonard S, CB	2018-19-20-21	Hayden, Ala.
Johnson, Levar LB	1998-99-2000	Martinez, Ga.
Johnson, Mark QB, DB	1972-73-74	Oxon Hill, Md.
Johnson, Robert G	1962-63	Hopewell, Va.
Johnson, Shawn DE	2000-01-02	Fairport, N.Y.
Johnston	1922	
Johnston, Jim C	1933-34-35	Winston-Salem, N.C.
Johnston, John HB	1934, 36	Statesboro, Ga.
Johnston, John HB	1970-71	Lewisport, Pa.
Johnstone, Brick DB	1980-81-82-83	Webster Groves, Mo.
Johnstone, Paul LB	1969, 71	Coral Gables, Fla.
Jones, Braxton	1920	
Jones, Cedric WR	1978-79-80-81	Weldon, N.C.
Jones, Clarke E	1944	Richmond, Va.
Jones, Daniel QB	2016-17-18	Charlotte, N.C.
Jones, Ed B	1942	Glenshaw, Pa.
Jones, Eric FS	1996-97-98-99	Belle Mead, N.J.
Jones, Kevin P	2007-08-09-10	Austin, Texas
Jones, Marcus WR, QB, LB	2005-06-07-08	Ringgold, Ga.
Jones, Marion E	1942	Mount Airy, N.C.
Jones, Randy TB	1987-88-89-90	Winston-Salem, N.C.
Jones, Scott DE	2019	Newport News, Va.
Jones, Steve RB	1970-71-72	Sanford, N.C.
Jones, Vernon G	1926-27-28	Weaverville, N.C.
Jones, Walter WR	1988-89-90-91	Roanoke Rapids, N.C.
Jones, William T	1963-64-65	Richmond, Va.
Jordan, Drew DE	2017-18-19-20	Suwanee, Ga.
Joseph, George MG, C, DE	1966-67-68	Allentown, Pa.
Junkin, Mike LB	1983-84-85-86	Belvidere, Ill.
Jurgensen, Sonny DB, QB	1954-55-56	Wilmington, N.C.
Jurius, Frank OT	1979-80-81-82	Chelmsford, Mass.

K • K • K

Kapatoes, Jeff QB	1994	Milford, Mass.
Kaplanis, Mike P	2005	Raleigh, N.C.
Karl, Lawrence T, G	1945-46-47-48-49	Ford City, Pa.
Karlin, Daniel QB	2020	Providence, R.I.
Karmazin, John E, T	1946, 48	Irwin, Pa.
Karmazin, Mike T	1939-40-41	Irwin, Pa.
Kasarda, Jason FS	1997	Chapel Hill, N.C.
Katrenick, Chris QB	2018-19-20	Algonquin, Ill.
Keller, Albert HB	1932	Norfolk, Va.
Kelly, Arlington HB	1934	Waycross, Ga.
Kelly, Austin WR	2007-08-09-10	Mableton, Ga.
Kelly, Douglas E	1925-26-27	Wilmington, N.C.
Kelly, Kevin C	1977-78-79	Charlottesville, Va.
Kendall, Malcomb G	1961	Front Royal, Va.
Kennard, J.C. HB	1944	Ashland, Ky.
Kerns, John T	1944	Geneva, Ohio
Kersey, John T	1956-57-58	Bluefield, W. Va.
Ketchel, Terry OG	1975-76	Ft. Walton Beach, Fla.
Keyser, James III G	1957	Lynchburg, Va.
Keziah, William C, E	1950-51-52	Burlington, N.C.
Khayat, Bill TE	1992-93-94-95	York, Pa.
Kiefer, John LB	1969	Virginia Beach, Va.
Killian, Frank HB	1939-40	Beaver Falls, Pa.
Kimbrough, John-Paul CB, TB	2002, 04	Hendersonville, Va.
Kimmit, William LB	2005	Arlington, Va.
King, Alex P	2010-11	Winston-Salem, N.C.
King, Bill LB	1976-77-78	Rockville, Md.
King, Brandon FB, TE	2006-07, 09-10	Doylestown, Pa.
King, Lewis LB	1973-74-75	Havelock, N.C.
Kirkland, James DE	1992-93-94-95	Atlanta, Ga.
Kistler, Henry E	1928-29	Charlotte, N.C.
Kistler, Jack FB	1951-52-53	Ardmore, Pa.
Kitchen, Justin LB, DE	2002-03-04-05	Charlottesville, N.C.
Kite, Jake S	2014-15-16	Roanoke, Va.

Kittleson, Ben WR	2002-03	Buckner, Ky.
Kley, Doug DL	1988-89	Cincinnati, Ohio
Kline, Will K	2016-17	Montclair, N.J.
Klinger, Charlie G	1954-55-56	Oakhurst, N.J.
Kneib, Jan C	1959	Goldsboro, N.C.
Knight, Kendral LB	1997-98-99-2000	Wilson, N.C.
Knop, Warren NG	1977	Yardley, Pa.
Knotts, Don G	1949-50	Albemarle, N.C.
Knotts, Doug C, T	1953-54-55	Albemarle, N.C.
Knotts, Ernie G	1943-44-45-46	Albemarle, N.C.
Knotts, James G	1947-48-49	Albemarle, N.C.
Knotts, Tom DB	1975-76-77	Albemarle, N.C.
Knox, Dennis OG	1977-78	Tampa, Fla.
Kocourek, Jerry E	1953-54-55	Berwyn, Ill.
Koffenberger, Ed E	1945	Wilmington, Del.
Konicek, Milt T	1954-55-56	Cicero, Ill.
Koppenhaver, Davis TE	2014, 16-17-18	Valencia, Calif.
Kornberg, Lewis LB	1982-83-84	Durham, N.C.
Kornberger, Ed WR	1975	Cherry Hill, N.J.
Korona, Sterling OG	2014-15-16-17	San Antonio, Texas
Kotchin, Roderick T	1959-60	West View, Pa.
Kovach, Jim LB	1995-96-97	Pompano Beach, Fla.
Kraeling, Robert OT	2017-18-19-20	Bishop, Ga.
Kraft, Richard FB, LB	1963-64-65	South Bend, Ind.
Kredich, Nick HB	1955-56	Elmwood Park, Ill.
Kreider, Josh FS	1999-2000-01	Massillon, Ohio
Krenzel, Brian SS	1996-97	Sterling Heights, Mich.
Krieg, Tyler OG	2004-05	Tualatin, Ore.
Krill, Nate LB, DE	1997-98-99-2000-01	McLean, Va.
Krisza, John QB	1944-45	McKees Rocks, Pa.
Kromah, Abraham LB	2007-08-09-10	Staten Island, N.Y.
Krueger, John P	1993-94-95-96	Hackensack, N.J.
Kruzelyak, Jack C	1961	Coraopolis, Pa.
Kurunwune, Patrick RB	2009-10-11-12	Austin, Texas
Kushner, Keith K	1990	Fayetteville, N.C.
Kyei-Donkor, Nate RB	2020-21	Orlando, Fla.

L • L • L

Lacaruba, Chris C	1952	Phillipsburg, N.J.
Lach, Steve HB	1939-40-41	Altoona, Pa.
Lackey, Chris SE	1979	Lawsonville, N.C.
Lagerstedt, Edward	1922-23-24	Brockton, Mass.
Lake, Charles FB	1928	
Landon, Mark FB, DE	1972-73-74	Kensington, Md.
Landrum, Senterrio WR	2001-02-03-04	Sweet Water, Ala.
Laney, Nick QB, HB	1931-32-33	Charlotte, N.C.
Lange, Jack G	1939	Massillon, Ohio
Langston, W. Dortch Jr., QB	1958	Goldsboro, N.C.
Larbie, Michael DT	2020-21	Monroe, N.C.
LaRue, Jim WB, HB	1944-45	Clinton, Okla.
Lasky, Robert OT, DT	1965-66-67	Cheverly, Md.
Laster, Terrence DB	1985-86-87	Jacksonville, Fla.
Lattimore, Bert E	1956-57-58	Bostic, N.C.
Lawrence, James T	1950-51-52	Macon, Ga.
Lea, William HB	1950, 52	Lynchburg, Va.
Leach, Carson G	1950-51-52	Haw River, N.C.
Leach, Richard	1920-21	Washington, N.C.
Leandro, Rob OL	2000	Raeford, N.C.
Lebby, Robert A. DB	1970-71-72	Chagrin Falls, Ohio
Lederman, Mitchell OL	2007-08-09-10	Brodhead, Wis.
Lee, Derrick CB	2000-01	Northport, Ala.
Lee, John David HB	1957-58-59	Freeport, Pa.
Lee, Trevon WR	2017-18	Plantation, Fla.
Leggett, Mark HB	1960-61-62	Asheboro, N.C.
Leitheiser, Bill G	1944-45	Clearwater, Fla.
Leitten, Patrick OL, TE	2020-21	Brentwood, Tenn.
Lemon, Glenn HB	1930	
Lenhardt, Sims K	1996-97-98-99	Charleston, S.C.
Lennon, Scott OL	1993	Houston, Texas
LeNoir, Larry LB	1979-80-81	New Castle, Del.
Lenoir, Rob DT	1981-82-83	Columbia, S.C.
Lenox, Walter G	1937	Ridgefield Park, N.J.
Leonard, Riley QB	2021	Fairhope, Ala.
Lerps, Dave OB	1952-53	Tuckahoe, N.Y.
Lewis, Cliff HB	1944	Cleveland, Ohio
Lewis, Daryl OG	2000-01-02-03	Tuscaloosa, Ala.
Lewis, Derrick WR	1978	Lancaster, S.C.
Lewis, J.D. FB	1992-93-94	Palm City, Fla.
Lewis, Jeremiah CB	2019-20-21	Plano, Texas
Lewis, Kevin LB	1996-97-98-99	Orlando, Fla.
Lewis, Thaddeus QB	2006-07-08-09	Opa-Locka, Fla.
Ley, Jerome DT	1980-81, 83	Wexford, Pa.
Liana, Frank E	1934-35-36	Brooklyn, N.Y.
Liferidge, Tory TE	1996-97-98	Moncks Corner, S.C.

Ligos, Kurt LB	1989-90-91	Long Valley, N.J.
Lilly, Frank DT, MG	1968	Washington, D.C.
Lindquist, David OT	1983-84-85	Oak Brook, Ill.
Lipscomb, James G	1940-41	Hinton, W. Va.
Lipscomb, Woodrow G	1935-36-37	Hinton, W. Va.
Lisle, Evan OT	2017	Centerville, Ohio
Litaker, Herb G, T	1961, 63-64	Charleston, W. Va.
Little, Chris LB	1993, 95	Decatur, Ga.
Lloyd, Johnathan CB, WR	2015-16-17-18	Graham, N.C.
Loebner, Ben OL	2008	West Lima, Ore.
Logan, James T, G	1950-51, 53	Asheville, N.C.
Lomax, John T	1960-61-62	Abbeville, S.C.
London, Charles RB	1994-95-96	Dunwoody, Ga.
Loneragan, Jeff OL, NG	2000-01	Alexandria, Va.
Long, Dominique CB	2021	Westerville, Ohio
Long, Jimmy WR	1982	Oklahoma City, Okla.
Long, Johnny C	1955-56	Shelby, N.C.
Long, Leo FB, QB	1941-42-43, 46	East Orange, N.J.
Lonon, Daniel T	1962-63-64	Hickory, N.C.
Looper, Byrd FB	1951-52-53	Gastonia, N.C.
Loudenback, Aaron OG	1983	Lincoln, Neb.
Love, Reggie WR	2000-01-02-03	Charlotte, N.C.
Love, Cody LB	2004-05-06	Houston, Texas
Lowman, David TB	1991-92-93-94	Bonaire, Ga.
Lucas, Andrew HB	1965	Richmond, Va.
Lucas, Bill LB	1983-84-85-86	Yorktown, Va.
Lucas, Terrell DE	2016-17-18	Hollywood, Fla.
Luckes, Alex T	1942	Wilkes-Barre, Pa.
Luetgert, Bailey DB	1993-94	Naples, Fla.
Luongo, Tom OG	1976-77-78	Hershey, Pa.
Luper, Buddy HB, TB	1942-43, 46	Rocky Mount, N.C.
Lutz, Worth QB, FB	1951-52-53-54	Durham, N.C.
Lyle, Berton E	1947	Tupelo, Miss.
Lyles, Cosmos WR	1995	San Francisco, Calif.
Lynch, David C	1999	Barnesville, Pa.
Lynch, Donald T	1963-64-65	Fairfield, Conn.
Lynch, Shawn OG, C	1998-99-2000-01	West Palm Beach, Fla.
Lyons, Edwin R, G	1958-59	Laurinburg, N.C.
Lyons, Pat E	1948	Norfolk, Va.
Lyons, William RB	1974	Winchester, Va.

M • M • M

Macfarlan, Drew DL	1990, 92	Ridgewood, N.J.
Mackey, Trent LB	2008	Carencro, La.
Madden, James DT	1970	Charlotte, N.C.
Maggio, Nick K, P	2007-08-09-10	Leawood, Kan.
Maher, Bob TE	1984-85	Highland Falls, N.Y.
Mailloux, Colin C	1991-92-93	Bradenton, Fla.
Malechek, Dave PK	1973	West Point, Va.
Maloney, Tom T	1938	Clendenin, W. Va.
Mancini, Tony DT	1980	Oceanside, N.Y.
Mann, Michael DE	2014-15	Castle Rock, Colo.
Mann, Mike DB	1976-77	Dunn, N.C.
Mann, Quay S, RB	2014-15-16	Rocky Mount, N.C.
Mann, Steve S	2020-21	Farmington Hills, Mich.
Mannely, Patrick OG	1993-94-95, 97	Marietta, Ga.
Manuel, Mark TE	1972-73-74	Robbinsville, N.C.
Mapes, Matt K	1998	Williamsport, Pa.
Marcelin, Marvin WR	2006-07-08	Hollywood, Fla.
Marino, Bill DT	1977, 79	Runnemede, N.J.
Marion, James E	1938	Mount Airy, N.C.
Markas, Johnny G	1960-61-62	Morganton, N.C.
Marks, Duane LB	1990-91-92-93	Missouri City, Texas
Marshall, Jabari WR	2006-07-08	Atlanta, Ga.
Marshall, Laymarr RB	1994-95-96-97	Winston-Salem, N.C.
Marshall, Lindsay LB	1988	Atlanta, Ga.
Marshall, Sam DT	2012, 14	Fredericksburg, Va.
Marshall, Ted T, G	1945-46-47-48	Camden, S.C.
Martin, David DE	2002-03-04	Plano, Texas
Martin, F.A. FB, DT	1978-79-80-81	Mount Airy, N.C.
Martin, Ross K	2012-13-14-15	Solon, Ohio
Martinez, Larry TB	1973-74-75	New York, N.Y.
Marwede, Jake TE	2018-19-20-21	Lake Forest, Ill.
Mashore, Derrick LB, DE	1976-77-78	Cornwells Heights, Pa.
Mason, Garrett OG	2004, 06-07	McAllen, Texas
Mason, Lowell QB	1930-31-32	Charlotte, N.C.
Matheson, Bob HB, LB, E	1964-65-66	Boone, N.C.
Matuza, Albert E	1963-64	Morrisville, Pa.
Maurides, Zach OG	2004, 06-07	Glenview, Ill.
Mausi, Dorian LB	2020-21	Detroit, Mich.
May, Brian OG	1990-91	Erie, Pa.
May, Kirk DB	1975-76	Springfield, Mo.
Mays, Marc WR	1989-90-91	East Point, Ga.
McAfee, George QB, HB	1937-38-39	Ironton, Ohio

McAfee, Wesley HB	1938-39-40	Ironton, Ohio
McAninch, Richard WR, QB	1933-34-35	Marion, Ohio
McCaffrey, Max HB	2012-13-14-15	Castle Rock, Colo.
McCain, Bill C	1943	Marianna, Ark.
McCall, Marty OL	1993-94-95	Columbus, Ga.
McCarthy, Corbin S	2013-14-15-16	Norco, Calif.
McCarthy, J.V. T	1962-63-64	Rumson, N.J.
McCaskill, Sam HB	1934-35	Camden, S.C.
McCollum, Frederick T	1960-61	Savannah, Ga.
McConnell, Gregg DL	1989-90-91	Waynesville, N.C.
McCormack, Brian LB	1995-96, 98-99	Shalimar, Fla.
McCormick, Deonto CB, WR	2002, 04-05-06	Adel, Ga.
McCracken, Quinton DB	1988-89-90-91	Southport, N.C.
McCully, Alvin FB	1945	Ventnor City, N.J.
McDonald, Dominic LB	2015-16	Longwood, Fla.
McDonald, John LB	1976-77-78	Fayetteville, N.C.
McDonald, John DE	1986-87-88-89	Wagram, N.C.
McDonald, Trey P	2001-02-03-04	Oak Ridge, Tenn.
McDonough, Bob T	1939-40-41	West Orange, N.J.
McDougal, R.J. FB	1943	Ocanto, Wis.
McDow, Russell HB	1969-70-71	Waynesboro, Va.
McDuffie, Jeremy CB	2015-16-17-18	Snellville, Ga.
McElhaney, Hal FB	1955-56-57	Burgettstown, Pa.
McFadyen, Ryan TE	2008	Mendham, N.J.
McGaughey, Robert T	1956	Kittanning, Pa.
McGee, Carl LB	1975-76-77-78	Cincinnati, Ohio
McGee, Jerry QB, FB	1959-60	Elizabeth City, N.C.
McGee, Mike G	1957-58-59	Elizabeth City, N.C.
McGranahan, Fred	1920	Durham, N.C.
McIntosh, Brooke G	1925	Greensboro, N.C.
McInturff, Rich K, WR	1973	Stanton, Calif.
McIntyre, Maurice G	2019-20-21	Jacksonville, N.C.
McIver, James DT	1979-80-81	Atlanta, Ga.
McKee, William DB	1968-69	Charleston, S.C.
McKeithan, Nick HB	1952-53-54	Lumberton, N.C.
McKinney, Scott K	1978-79-80-81	College Park, Ga.
McLaurin, Willie LB	1994, 97	Landover, Md.
McMahon, Jim DE	1976-77	Bahama, N.C.
McNabb, John C, G	1963-64-65	Charleston, W.Va.
McNairy, Roy	1920	Kinston, N.C.
McNairy, Ted OL	1984, 86-87-88	Charlotte, N.C.
McNeill III, Franklin OG	2017	Advance, N.C.
McNulty, Kevin LB	1985-86-87	Rocky River, Ohio
McQueen, LeVance LB	1994-95	Dunn, N.C.
McRoy, W.D. HB	1953	Goldsboro, N.C.
McSwain, Trevor DT	2016-17-18-19	Suwanee, Ga.
Meadows, Ed T	1952-53	Oxford, N.C.
Means, Al G, T	1932-33	Wynnewood, Pa.
Meier, Dave LB	1973-74-75	Pottstown, Pa.
Melita, Chad OG	1994-95-96-97	Cooper City, Fla.
Mellencamp, Hud WR	2015	Bloomington, Ind.
Melnik, P.J. LB	1992-93	Westport, Conn.
Mencio, Greg OG	1974-75-76	Naugatuck, Conn.
Merrill, Jon OT	1992, 94-95	Brevard, N.C.
Metts, Carey OL	1986-87-88-89	Burlington, N.C.
Meyers, Greg K	2007	Scranton, Pa.
Michael, Eddie OG	1971-72-73	Charlotte, N.C.
Midgett, John Parker	1920	Wanchese, N.C.
Militello, Mark WR	1981-82-83	St. Louis, Mo.
Miller, Arthur G	1941	Bloomfield, N.J.
Miller, Jaylen OT	2018-19	Jacksonville, Fla.
Miller, Jim HB	1943	Mount Airy, N.C.
Miller, John OG, OT	1998-99-2000-01	Bassett, Va.
Miller, Kurt LB	2000, 02	West Seneca, N.Y.
Miller, Mark OG	1980-81-82-83	Statesville, N.C.
Miller, Tom T, G	1951	Annapolis, Md.
Miller, William DB	1975-76	Fairfax, Va.
Millon, Ted OL	1982-83-84-85	Norman, Okla.
Millner, Pryor QB	1956-57-58	Danville, Va.
Mills, Bruce DE	1969-70-71	Thomasville, N.C.
Mills, Jim P	1998	Loudonville, N.Y.
Milner, Bill G	1943, 46	Waynesville, N.C.
Milner, Steve DB	1973-74	Canton, N.C.
Mitchell, Christian OT	2001-02-03-04	Amherst, N.Y.
Moeling, Walter T	1964	Alexander City, Ala.
Mona, Nick OG	1972	Camp Springs, Md.
Monday, Will P	2012-13-14-15	Flowery Branch, Ga.
Monk, Stanley TB	1984-85-86-87	Jacksonville, N.C.
Monk, Jacob OT	2019-20-21	Clayton, N.C.
Montgomery, John BB	1946-47-48	Miami, Fla.
Montgomery, Nakeie RB	2021	Dallas, Texas
Montgomery, Scottie WR	1996-97-98-99	Cherryville, N.C.
Moon, Tracy E	1952-53-54	Durham, N.C.
Mooney, Dan C	2003-04	Bay Village, Ohio

Moore, Brandon OT	1989-90-91-92	Ardmore, Pa.
Moore, Brian OG, C	2009-10-11-12	Coral Gables, Fla.
Moore, Christopher DE, OT	2005-06	Burnsville, Minn.
Moore, Jaquez RB	2021	Live Oak, Fla.
Moore, Jordan QB	2021	Sykesville, Md.
Moore, Kyle WR	1998-99-2000-01	Detroit, Mich.
Moore, L. Dailey	1921, 23	Durham, N.C.
Moore, Pete DB	1983, 85	Burlington, N.C.
Moorman, Claude "Tee" E	1958-59-60	Miami, Fla.
Moorman, Claude III "Tee" OG	1980-81-82	Concord, N.C.
Moorman, Tommy C	1985-86-87	Concord, N.C.
Moravchik, Jim OT	2002-03-04-05	Sun Prairie, Wis.
Morgan, Arthur OT	1968	Newport News, Va.
Morgan, Bryan OT, C	2007-08-09-10	Hoover, Ala.
Morgan, Eddie S	2007	McKinney, Texas
Morgan, Ralph E	1941-42	Durham, N.C.
Morgenstern, Jacob LB	2018-19	Lagrange, N.Y.
Morris, Marty C	1977	Anderson, Ind.
Morris, Robert C	1967-68-69	Anderson, Ind.
Morris, Sonny E, DB	1964-65	Geneva, Ala.
Morton, Brian P	1997-98-99-2000	Winter Haven, Fla.
Morton, Ray SS	1995-96	Central Islip, N.Y.
Moseley, Mark DB	1982-83-84-85	Springfield, Ill.
Moss, Pete T	1925	
Mote, Kelley E	1943, 45-46	Hapeville, Ga.
Mounie, John FB	1948-49-50	Portsmouth, Va.
Mowry, Earle OE	1969	Waynesboro, Va.
Moyer, Alonzo FS	1995-96-97-98	Homewood, Ill.
Mozingo, Gerald HB	1952	La Grange, N.C.
Muelenaer, Andre T	1939	Rosedale, N.Y.
Mugala, Twazanga DE	2017-18	Charlotte, N.C.
Mullen, James HB	1930-31	Dothan, Ala.
Mulligan, Buddy WB	1946-47	Greensboro, N.C.
Mullins, Harold T	1946	Keaton, Ky.
Munday, Chuck WR, P	1972-73	Salisbury, N.C.
Muñiz, Zach CB	2014-15, 17	Chesterfield, Mo.
Murdock, Lance LB	1969-70-71	Lower Burrell, Pa.
Murphy, Bill HB	1943	Siloam Springs, Ark.
Murphy, Mike C	1965-66-67	Louisville, Ky.
Murray, Bill HB	1928-29-30	Rocky Mount, N.C.
Murray, William QB	1954-55	Woodmere, N.Y.
Muschamp, Mike QB	1985-86	Gainesville, Fla.
Musselman, James DE, OG	1968-69	Albany, Texas
Musselwhite, Marvin T	1959	Clinton, N.C.
Myers, Jim G	1943	Madison, W. Va.

N • N • N

Nania, John G	1939-40	Middletown, N.Y.
Nanni, Bob T	1942	Pittston, Pa.
Nash, Anthony WR	2013-14-15-16	West Chester, Pa.
Neal, Damani S	2018-19	Sterling, Va.
Neal, Tom	1920-21-22	Laurinburg, N.C.
Needham, Jon OT	2009-10-11	Melrose, Mass.
Neighborhood, Roger QB	1973-74	Vienna, Va.
Nelson, Jim G	1953-54-55	Winston-Salem, N.C.
Nelson, Robert QB	2020	Los Gatos, Calif.
Newell, John	1923	Macon, N.C.
Newman, Glenn LB	1966-67-68	Clinton, N.C.
Newman, Ed OG	1970-71-72	Woodbury, N.Y.
Newman, Paul FB	1982	Scottsdale, Ariz.
Newsome, Clarence OE, DE	1971	Ahoskie, N.C.
Nichols, Eli DE, NG	2004-05-06	Crawfordville, Fla.
Nicholson, Joel WR	1994-95	Oklahoma City, Okla.
Nicosia, Anthony OG	1974	Nutley, N.J.
Niemcow, Wally OG	1997-98-99	Orlando, Fla.
Nitowski, Chip OL	1987-88-89-90	Brackenridge, Pa.
Nixon, Bud DB	1982, 84	Wilmington, N.C.
Norman, Dwayne S	2012-13-14-15	Jacksonville, Fla.
Norkus, Chris LB	1995-96-97-98	Raleigh, N.C.
Novak, Zack FB	2001-02-03	Wyoming, Ohio
Nyembwe, Axel DT	2017-18	Bethesda, Md.

O • O • O

Oben, R.J. DE	2020-21	Montclair, N.J.
Obrenskay, Bill DB	1981-82-83	Lebanon, Ind.
Odom, Sonny HB	1964-65	Greensboro, N.C.
O'Donald, D'Juan FS	2000	Detroit, Mich.
O'Donnell, Steve QB	1982	Madison, N.J.
Oenbring, Robert T	1946	New Albany, Ind.
Oghobaase, Vince DT	2006-07-08-09	Houston, Texas
Oglesby, Wesley DE	2007-08-09-10	Arlington, Texas
Okonya, Chidi DE	2016	Riverdale, Ga.
Okpokowuruk, Ayanqa DE	2006-07-08-09	Charlotte, N.C.

Olson, Reed TE	1975	Edina, Minn.
O'Mara, Robert FB	1936-37-38	Ashland, Ky.
Oostdyk, Dale QB	1976-77	Clifton, N.J.
Opalnick, Joe WR	1994-95-96-97	Orwidsburg, Pa.
Oppan, Caleb DE	2020-21	Kennesaw, Ga.
Orvald, Todd QB	1965-66	Wyncote, Pa.
O'Shaughnessy, Ryan OL	1995	Metairie, La.
Ott, Lloyd QB	1943	Linesville, Pa.
Owens, Craig DL	1984-85-86	Erie, Pa.
Owens, Reco WR	1995-96, 98	Piscataway, N.J.
Oxendine, Robert OT	1980-81-82	Arlington, Va.

P • P • P

Paddock, Brad OL	1986	Plantation, Fla.
Padgett, Douglas E	1956-57-58	Spindale, N.C.
Padgett, Vernon OT, E, DT	1966, 68	Silver Spring, Md.
Page, George OT	1975-76	Fayetteville, N.C.
Page, Kirk DL	1989	Bay Shore, N.Y.
Palladino, Fred FB	1945	Verona, N.J.
Palmer, Johnny C	1952-53-54	Lynchburg, Va.
Palmer, Walter QB	1943	Easton, Pa.
Panco Eli WR	2019-20-21	Pendleton, Ind.
Paris, Brad OL	1994	Amarillo, Texas
Parker, Ace QB, HB	1934-35-36	Portsmouth, Va.
Parker, Austin P	2016, 17, 18, 19	Mount Pleasant, N.C.
Parker, Danny TE	2007-08-09-11	Rockville, Md.
Parker, Melvin DE	1971-72	Brooklyn, N.Y.
Parker, Ralph WR	1984, 87	Pittsburgh, Pa.
Parker, Rodger G, T	1965-66-67	Hialeah, Fla.
Parmelly, Kade OG	2021	Abilene, Texas
Parnell, Don WR	1988	Knoxville, Tenn.
Paroli, Anthony OT	1976	Wilson, N.C.
Parrish, Robert DE	1970-71-72	Jacksonville Beach, Fla.
Pascal, Bob HB	1953-54-55	Bloomfield, N.J.
Pastore, Jamin WR, RB	2003-04	Lisbon, Ohio
Patrick, Lucas OG, OT	2012-13-14-15	Brentwood, Tenn.
Patrick, Ben TE	2003-04-05	Savannah, Ga.
Patten, Jeff DE	1985-86-87-88	Morehead City, N.C.
Patten, Joel TE, OT	1977-78-79	Fairfax, Va.
Patterson, Bentley DE	1980	Arlington Heights, Ill.
Patterson, Garrett CB	2010-11-12-13	Richmond, Va.
Patterson, John OT	1976-77	Allentown, Pa.
Patterson, Kevin OL	1989	Carmel, Ind.
Peacock, Mike FB	1984-85-86	Clifton Park, N.J.
Pearkes, George TE	2011	Nelson, B.C., Canada
Pearson, A.B. E	1950-51	Raleigh, N.C.
Pearson, Travis DE	1990-91-92-93	Plano, Texas
Peebles, Aeneas LB	2020-21	Raleigh, N.C.
Peck, Michael LB	1970-71-72	Edinboro, Pa.
Peeler, Melvin E	1927-28-29	Wilmington, N.C.
Pellom, Gary OT	1973-74-75	Fayetteville, N.C.
Pelosky, Jay OG	1978-79-80	Shrewsbury, Mass.
Penn, Addison C	2020-21	Southlake, Texas
Penn, Derek LB	1975-76-77-78	Youngstown, Ohio
Pennington, J. G.	1920, 22	Spencer, N.C.
Percy, Walt OL	1987, 89	Edison, N.J.
Perdue, Willard G, HB, E	1937-38-39	Thomasville, N.C.
Perez, Calib OT	2020-21	Pearland, Texas
Perini, Ed G, B	1944-45, 47	New Village, N.J.
Perkinson, Carl C	1946-47-48-49	Asheville, N.C.
Perkinson, Seth G	1950	Asheville, N.C.
Pernecky, Brendan TE	2020	Los Angeles, Calif.
Perrott, Will OG	2014	Phoenix, Ariz.
Perry, John HB	1943	Raleigh, N.C.
Peters, Connor TE	2014	Hamilton, Ohio
Peterson, Doug K	1986-87-88	Sarasota, Fla.
Petroff, Pete OL	1989-90-91	California, Pa.
Phelan, Dan OG, OE	1969-70-71	Buffalo, N.Y.
Phillips, Jeff WR, CB	2000-01	Southfield, Mich.
Philyaw-Johnson, Damond WR	2018-19-20	Pensacola, Fla.
Phipps, Roy T	1932	Durham, N.C.
Phipps, William DE	1966	Orlando, Fla.
Piasecky, Alex E	1939-40-41	Jeanette, Pa.
Pickens, Joe QB	1993-94	Brooklyn, Ohio
Pickens, Marshall C	1924-25	Albemarle, N.C.
Pickett, Joshua CB	2021	Demorest, Ga.
Pieczynski, Eddie OE	1972	Pittston, Pa.
Pierce, Devin FB	1997-98-99-2000	Boca Raton, Fla.
Pierre, Nicodem RB	2015-16-17-18	Miami, Fla.
Pina, J.J. RB	1990	Marion, Mass.
Pitt, Howard E	1951-52-53	Hertford, N.C.
Platt, Andreas S	2005	Greensboro, N.C.
Politan, Joe OT	1971-72	Houston, Pa.
Pollock, Brandon CB	1993-94-95-96	Irmo, S.C.

Poole, Jake G, T	1941-42, 45	Charlotte, N.C.
Poor, John WR	1983	Urbana, Ill.
Porreca, Nick T, G	1932-33-34	Gardner, Mass.
Port, Chris OL	1986-87-88-89	Wanaque, N.J.
Porter, Charles W. C	1923, 25	Asheville, N.C.
Porter, Charles LB, DE	1998-99-2000-01	Columbia, Md.
Post, Ed HB	1954-55	Stanhope, N.J.
Potts, Charles E	1960-61-62	Washington, N.C.
Powell, Calen TE	2001-02-03-04	Bellevue, Wash.
Powell, Maurice DB	1993	Hickory, N.C.
Powell, Shaquille RB	2012-13-14-15	Las Vegas, Nev.
Power, Thomas G, T	1934-35-36	Rosemont, Pa.
Powers, Tom TB, HB	1949-50	Cumberland, Md.
Preston, Pat T	1943	Thomasville, N.C.
Price, Marquies DE	2015-16	Fort Valley, Ga.
Price, Zac OT	1979-80-81	Roanoke, Va.
Pridemore, Matt CB, WR	2007, 09-10	Gainesville, Ga.
Prince, Steve QB	1989-90-91-92	Roscoe, Ill.
Pritchard, Greg DT	1977-78-79	Ivyland, Pa.
Prosak, Barry C	1972-73	Lorain, Ohio
Prothro, Tommy QB	1939-40-41	Memphis, Tenn.
Pruitt, Robert TB	1975	Berwick, Pa.
Pugh, David K	1968-69-70	Lynchburg, Va.
Purdy, Geoff DE	1987	Bay Village, Ohio

Q • Q • Q

Quansah, Koby LB	2016-17-18-19	Manchester, Conn.
------------------	---------------	-------------------

R • R • R

Rader, Matt QB	1996	Yardley, Pa.
Radloff, Ryan DE	2006-07	Hilton Head Island, S.C.
Raether, Harold E	1944	Toledo, Ohio
Rahming, T.J. WR	2015-16-17-18	Powder Springs, Ga.
Rainer, Mark FB	1943	Bellamy, Ala.
Ramsay, Mike DT	2014-15-16-17	Smyrna, Ga.
Ramsey, Barry G, FB	1961-62	Marion, N.C.
Rappold, Walter QB	1960-61-62	Beckley, W. Va.
Rasheed, Dawud FB	1995-96-97-98	Birmingham, Ala.
Rawley, Curt DT	1969-70	Wellesley, Mass.
Ray, Billy QB	1989-90	Atlanta, Ga.
Rayner, Keilin DT	2014-15	Leland, N.C.
Recinella, Bill T, G	1955-56-57	Steuenville, Ohio
Redding, Clyde T	1941	Portsmouth, Ohio
Redding, Dick LB	1974	Blacksburg, Va.
Redmon, Tijan RB	1991-92-93-94-95	West Palm Beach, Fla.
Reed, AJ K	2016, 18, 19	Prattville, Ala.
Reed, Rick TE	1982-83-84-85	Virginia Beach, Va.
Reese, John T	1946-47-48-49	Berwyn, Md.
Reese, Michael DE	2020-21	Nashville, Tenn.
Reeves, David TE	2012-13-14-15	Greensboro, Ala.
Reider, Richard HB, E	1965-66	La Porte, Ind.
Reilly, Jim LB	1975-76-77	Cincinnati, Ohio
Reitzel, Baxter P. QB	1924-25	Siler City, N.C.
Reks, Eriks DE	2009-10	Wrentham, Mass.
Renfree, Sean QB	2009-10-11-12	Scottsdale, Ariz.
Renneker, Michael T	1965-66-67	Columbus, Ohio
Respress, Clifford DT	2005-06-07-08	Barnesville, Ga.
Rey, Vincent LB	2006-07-08-09	Far Rockaway, N.Y.
Reynolds, William HB	1960-61-62	Charleston, W. Va.
Rhett, Greg RB	1977-78-79	Charlotte, N.C.
Rhoads, Tom DB	1988-89-90-91	Hilton Head, S.C.
Ribar, Frank T, G	1937-38-39	Alliquippa, Pa.
Ricca, John DE	1971-72-73	Bethesda, Md.
Rice, Chad LB, DE	2001-02	Asheville, N.C.
Rice, Tahj DT	2018-19	Louisville, Ky.
Rider, Garrett S	2012-13	Raleigh, N.C.
Riley, Eron WR	2005-06-07-08	Savannah, Ga.
Ringfield, Jeremy WR, DE	2007-08-09	Lovejoy, Ga.
Riordan, Bob OG	1977-78-79	La Grange, Ill.
Rising, Chris LB	1987-88-89	La Canada, Calif.
Rising, Matt S	2006	Los Angeles, Calif.
Ritz, Jason LB	1993-94-95	Drums, Pa.
Robb, Spencer C	1939	Athens, Tenn.
Roberson, Paul HB	1929	Robersonville, N.C.
Roberts, Anthony FS	2000-01-02	Henrico, N.C.
Robertson, Jontavis WR	2020-21	Gray, Ga.
Robertson, William WR	2020	Montgomery, Ala.
Robinson, Charles LB	2005-06-07-08	Sarasota, Fla.
Robinson, Cody OG	2013-14-15	McMinnville, Tenn.
Robinson, Roger FB	1938-39	Concord, Mass.
Robinson, Tielor FB	2006, 08	Greenwich, Conn.
Rochelle, Dave FB	1929	Waverly, Tenn.
Rodio, Lee LS	2019	Durham, N.C.

Rogers, Lee FB	1975-76	New York, N.Y.
Rogers, Spencer P	2013	Los Altos, Calif.
Rogers, Thomas E	1931-32-33	Hinton, W. Va.
Rojas, Fred OG	1969-70	Miami, Fla.
Rojas, Kevin LB	2010-11	Raleigh, N.C.
Roland, Andy TE	2002-03-04-05	West Lawn, Pa.
Roland, Fred OT	2005-06-07-08	Hephzibah, Ga.
Romine, Spencer QB	1997-98-99-2000	Cullman, Ala.
Rorie, Christian DT	2020-21	Raleigh, N.C.
Rose, Danny DE	1968	Florence, S.C.
Rose, John	1921	Franklinton, N.C.
Rose, Martin G	1953-54-55	Lawrence, N.Y.
Rose, Russ G	1943	Dallas, Texas
Rosenberg, David WR	1997	Lake Forest, Ill.
Rosene, Reno OG	2017	Westlake Village, Calif.
Roser, Vince LB	1973-74	Thomasville, N.C.
Rosky, Marcus E	1928-29-30	Chicago, Ill.
Rosoff, Cary LB	1974-75-76	Hicksville, N.Y.
Ross, Akil LB	1999-2000-01	Washington, D.C.
Ross, Colin LS	2020	Scarborough, Maine
Rossell, Hank DT	1974-75-76	Collingswood, N.J.
Rossiter, Harry E, HB	1932-33	Abington, Pa.
Roush, Luke SS	1997-98-99	Richmond, Va.
Rowe, Joe LB	1978-79-80	Alexandria, Va.
Royal, Ted C	1958-59	Clinton, N.C.
Rucker, Kinney DL	2007-08-09	Durham, N.C.
Rucker, Owe FB	1992	Athens, Ga.
Rudy, Oliver HB	1955-56	Petersburg, Va.
Ruff, Malcolm FB, LB	2002-03-04-05	Baltimore, Md.
Ruffa, Anthony T	1938-39-40	Washington, Pa.
Rumsey, Matt C	2004-05-06-07	Dunwoody, Ga.
Rumph II, Chris DE	2018-19-20	Gainesville, Fla.
Rushton, Eddie HB	1955-56-57	Roanoke, Va.
Russ, Taft G	1929	Laurinburg, N.C.
Russell, Mason TE	2020-21	Windermere, Fla.
Russell, Scott TE	1981-82-83-84	Winston-Salem, N.C.
Rute, Robert HB	1941-42-43	Easton, Pa.
Rutherford, Don OG	1973	Bricktown, N.J.
Ruzic, Chris DE	1995-96-97	Colleyville, Texas
Rwabukamba, Chris CB	2007-08-09-10	Windsor, Ontario, Canada
Ryan, Frank HB, TB	1965-66-67	Garden City, Pa.
Ryan, Mike OG	1979	Hyannis, Mass.
Ryan, Steve OL	1984-85-86-87	Berwyn, Pa.
Rymiszewski, John LB, FB	1986-87-88	Alexandria, Va.

S O S

Sacrinity, Otis HB	1943	Reidsville, N.C.
Saleeby, Boheeg T	1933	Salisbury, N.C.
Sallee, Brian DT	2005	Cobb, Calif.
Sally, Randy DB	1986-87-88-89	St. Louis, Mo.
Sally, Ron QB	1981, 84	St. Louis, Mo.
Sampson, Erwin DB	1988-89-90-91	Montclair, N.J.
Sandefur, Glenn TE	1973-74-75-76-77	Cincinnati, Ohio
Sanders, Eric FB	1984-85-86-87	Quincy, Fla.
Sanders, Mario DE, LB	2014	Lyman, S.C.
Sandusky, Mike OG	1975-76-77	Annapolis, Md.
Santanna, Brad SS, LB	1999-2000	Harrisburg, Pa.
Santos, Julian OG	2016-17-18-19	East Lake, Fla.
Sarmiento, Sydney DT	2010-11-12-13	Florence, S.C.
Satysur, Dennis OE, OB	1969-70-71	Erie, Pa.
Sawyer, Ottis	1921	Gum Neck, N.C.
Saxton II, Alnozo CB	2014-15-16-17	Columbus, Ohio
Scales, Allen DB	1981-82, 84-85	Brentwood, Mo.
Scanlan, Eric NG	1995-96-97-98	Los Angeles, Calif.
Schafer, Pete TB	1967	Ramsey, N.J.
Scharrer, Jim LB, DE	2001-02-03	Erie, Pa.
Scheidt, Eric OG	1992-93-94-95	Howell, N.J.
Schirmann, Rob OG	2005-06-07-08	Cincinnati, Ohio
Schmidt, Kevin C	1997-98-99	Delaware, Ohio
Schmit, Dave C, DT	1973-74	Auburn, Pa.
Schneck, Tyrel OG	1973-74-75	Woodbury, N.Y.
Schneider, Erich TE	2012, 14-15-16	Jacksonville Beach, Fla.
Schneider, Mike QB	2003-04-05	Sharon, Pa.
Schnellenberger, Stuart TE	1979-80	Opa-locka, Fla.
Schock, Carl T, G	1931-32-33	New Rochelle, N.Y.
Schoenhoff, Andy DE, NG	1976-77-78	Cincinnati, Ohio
Schoettmer, Mark L	1980	Cincinnati, Ohio
Schoettmer, Steve C	1974-75	Cincinnati, Ohio
Schoonover, Dick OT	1978	Burlington, N.C.
Schreiber, Daniel WR	1984	Pittsburgh, Pa.
Schroeder, Sean QB	2011	Laguna Niguel, Calif.
Schunke, P.J. OG	1990-91-92-93	Franklin Lakes, N.J.
Sciulli, Joe DT	1969	Lorain, Ohio
Scott, Darryl WR	2001-02-03	Voorhees, N.J.

Scott, Desmond RB, WR	2009-10-11-12	Durham, N.C.
Scott, James E	1962-63-64	Bryn Mawr, Pa.
Scott, Preston WR	2011	Rochester, N.Y.
Scott, W.	1925	
Scottie, Warren DT	1991-92	Griffin, Ga.
Scudieri, Philip G	1956-57	Cicero, Ill.
Searl, Rich DB, TB, QB	1969-70-71	North Plainfield, N.J.
Self, Joe FB, OB	1950-51	Greensboro, N.C.
Sellars, Earle HB	1925	
Sensibaugh, Rodney DB	1973-74-75-76	Lockland, Ohio
Serravezza, William OE, DE	1965-66	Bronx, N.Y.
Settles, Tawambi FS	1994-95-96-97	Chattanooga, Tenn.
Shabazz, Taariq DE	2017	Kennesaw, Ga.
Shackford, James HB	1965	Oklahoma City, Okla.
Shaheen, Peter FB	2006	Rumson, N.J.
Shanahan, Kyle WR	1998	Englewood, Colo.
Shannon, Chris LS	2008, 10	Andover, Mass.
Shannon, Don LB	1973	Petersburg, Va.
Shannon, Ryan WR	2000	Aqoura Hills, Calif.
Sharkey, Ed C, T	1944-45	Arcadia, Fla.
Sharpe, Khary WR	2001-02-03	Voorhees, N.J.
Shasby, Mike OB, DB	1964-65-66	Youngstown, Ohio
Shaw, Aaron TE	1989-90-91	Orlando, Fla.
Sheehan, Dan WR	1995	Jupiter, Fla.
Shelton, Rocky LB	2019-20	Fort Lauderdale, Fla.
Shepherd, Gannon OT	1996-97-98-99	Norcross, Ga.
Sherrill, Zander T, G	1949-50	Greensboro, N.C.
Sherrord, Brad LB	1990-91-92-93	Monroe, N.C.
Shinn, Robert DE	1968-69-70	Annandale, Va.
Shipp, Fred	1923	New Bern, N.C.
Shoonmaker, Fred WB	1949	Lander, Wyo.
Short, Charles E	1930	Charlotte, N.C.
Shute, Raymond	1923	Monroe, N.C.
Siegfried, Winston FB	1940-41	Richmond, Va.
Sime, Scott FB	1981-82-83-84	Key Biscayne, Fla.
Simons, Macon G	1924-25	Statesville, N.C.
Simmons, Perry OT	2010-11-12-13	Raleigh, N.C.
Simpson, Jimmy C	1920-21-22-23	Winston-Salem, N.C.
Simpson, Willem E, G	1963-64	Dublin, Va.
Singer, Phil DB	1968	Ft. Lauderdale, Fla.
Singleton, Deondre S	2013-14-15-16	Dacula, Ga.
Singleton, Dylan S	2016-17-18-19	Dacula, Ga.
Sink, Fred T, G	1942, 44	Lexington, N.C.
Sink, Joe E	1930-31	Lexington, N.C.
Sink, Nick DE, DT, TE	2011-12-13	Kernersville, N.C.
Sirk, Thomas OB	2014-15	Glen St. Mary, Fla.
Sitter, Jim LB	1995-96	Denver, Colo.
Skapek, Tim K	2019	Dallas, Texas
Skidmore, Alex OG	2016	Virginia Beach, Va.
Skipworth, George TB	1947, 49	Columbus, Ga.
Skura, Matt OG, C	2012-13-14-15	Columbus, Ohio
Slade, Troy WR	1973-74-75	Burlington, N.C.
Slayden, Steve QB	1984-85-86-87	Atlanta, Ga.
Small, Glenn TE	1977-78	Charlotte, N.C.
Small, Jamyon LB	1999-2000-01-02	Pontiac, Mich.
Smathers, Pat OG	1975	Canton, N.C.
Smith, Adam OB	2001-02-03	Orinda, Calif.
Smith, Bill DL	1980-81-82-83	Lawrenceville, Ga.
Smith, B.J. FB	2004-05	Lawrenceville, Ga.
Smith, Bob QB	1944-45	Merchantsville, N.J.
Smith, Bubba LB	1992-93-94	Fayetteville, N.C.
Smith, Charles HB	1950-51-52	Wilmington, N.C.
Smith, Dennis WR	2020	Gaffney, S.C.
Smith, Fultz	1921-22-23	
Smith, Gary III DT	2020-21	Shelbyville, Tenn.
Smith, Geoff DL, OT	1990-91, 93-94	Medford Lakes, N.J.
Smith, Gordon T	1945	Chattanooga, Tenn.
Smith, Harwood FB, HB	1935-36-37	Petersburg, Va.
Smith, Herman E	1942-43	Greensboro, N.C.
Smith, James E, B	1940-41-42	Hamilton, Ohio
Smith, James "Red" HB	1951-52-53	Winston-Salem, N.C.
Smith, Jared LB	1997	Roswell, Ga.
Smith, Liam C	2019	Little Silver, N.J.
Smith, Lyman DT	1976-77	Glen Head, N.Y.
Smith, Matt TE	2020	Needham, Mass.
Smith, Nathan E	1946	Greensboro, N.C.
Smith, Ryan WR	2013-14-15-16	Las Vegas, Nev.
Smith, Ryan LB	2020-21	Acworth, Ga.
Smith, Terrell S	2000-01-02-03	Wingate, N.C.
Smith, Tracy FB	1984-85-86	Dallastown, Pa.
Smith, Walter G	1952-53	Raleigh, N.C.
Smith, William G	1945	Augusta, Ga.
Smith, Wyatt CB	1988-89-90-91	Greensboro, N.C.
Smith, Wyatt LB	2016	Fort Myers, Fla.

Smith, Zach LB	2004-05	Suwanee, Ga.
Smithwick, Austin OT	1996-97-98-99	Washington, N.C.
Snead, Josh RB	2010, 12-13-14	Smithfield, N.C.
Snow, David RB	1980-81	Wilmington, Del.
Snowberger, Donald C	1954	New Brighton, Pa.
Snyder, Bruce OG	1972-73-74	Catasauqua, Pa.
Snyderwine, Will K	2009-10-11	Potomac, Md.
Sommers, Richard QB, HB	1950-51-52	Kingsport, Tenn.
Sommers, Richard N. DB	1975-76-77-78	Lexington, N.C.
Sorrell, Sonny E	1953-54-55	High Point, N.C.
Souchak, Michael E	1949-50	Berwick, Pa.
Sovereign, Mackenzie QB	2014	Traverse City, Mich.
Sowell, Taylor S	2012	Spartanburg, S.C.
Spada, Bob E	1958-59-60	Vineland, N.J.
Spangler, Bob BB, QB	1936-37-38	Newport News, Va.
Speacht, Gene G	1942	Altoona, Pa.
Spears, Hal QB	1973-74-75	Ironton, Ohio
Spears, Lee FB	1944	Lexington, N.C.
Spells, Darrell LB	1989-90-91-92	Richwood, Texas
Spogonetz, John QB	1972	Carteret, N.J.
Sprague, Chris P	2004-05	Irvine, Calif.
Spurrier, Gavin OB	2020	Bowling Green, Ky.
Spurrier, Steve WR	1992-93	Gainesville, Fla.
Stallings, Riley E	1954	Durham, N.C.
Stallmeyer, Mike DT	1992-93-94-95	Cincinnati, Ohio
Stallmeyer, Ryan LB	1996-97-98-99	Cincinnati, Ohio
Stanford, Kenneth CB	2001-02-03-04	Detroit, Mich.
Stanley, Buddy G	1955-56	Asheboro, N.C.
Staudinger, Ken OT	1977-78	Elmwood Park, N.J.
Stavins, Chuck T	1964-65	Niagara Falls, N.Y.
Stefanow, Nick TE	2004-05-06-07	Wheeling, W. Va.
Steinbaugh, Mike NG	1996-97-98-99	Pittsburgh, Pa.
Stephanz, Paul RB, FB	1944, 47-48-49	Jacksonville, Fla.
Stephens, Hal HB	1937	Morristown, Tenn.
Stephenson, Craig LB	1973-74	Wilmington, Del.
Stevens, Sayvid LB	2020-21	Midway, Ga.
Stevenson, Harold E	1940	Elizabethton, Tenn.
Stevenson, Quan DB	2013	High Point, N.C.
Stewart, Aaron DB	1980-81-82	Greensboro, N.C.
Stewart, Rodney E	1963-64-65	Burlington, N.C.
Stillman, Winslow LB	1972	Virginia Beach, Va.
Stinson, Jaylen S	2020-21	Opelika, Ala.
Stirt, Danny P	2016	Gainesville, Fla.
Stoltz, Jerry QB	1962-63	Winston-Salem, N.C.
Stone, Tanner OT	2014-15-16	Dallas, Texas
Stoneback, Keith LB	1972-73-74	Lansdale, Pa.
Stopper, Mike RB	1979	Reading, Pa.
Storer, Moffat HB	1940-41-42	Wheeling, W. Va.
Stough, Glen T	1942	Irwin, Pa.
Strauss, Theodore FB	1946	Tallahassee, Fla.
Strojny, Drew OT	2000-01-02-03	Wrentham, Mass.
Stroud, Greg DB	1978-79	Mesa, Ariz.
Stubbs, Kris CB, WR	2007-08	Boynton Beach, Fla.
Stubbs, Pete LB	1982-83-84-85	Capitol Heights, Md.
Suglia, Mike OG	1976	Little Falls, N.J.
Surgan, Joe K	2005-06-07-08	Weston, Fla.
Sutton, Bert FB	1945	Brownsville, Pa.
Swalchick, George QB	1945, 47-48	Glover, Pa.
Swiger, Frank HB	1940	Martins Ferry, Ohio
Swofford, James T	1957-58-59	North Wilkesboro, N.C.
Swomley, Michael E	1965	Baltimore, Md.

T O T

Tabron, Dennis DB	1978-79-80-81	Bunn, N.C.
Talley, John CB	2003-04-05-06	Duncan, S.C.
Talliaferro, Richard E	1935-36	Columbia, S.C.
Talton, Wade T	1941	Smithfield, N.C.
Tangelo, Derrick DT	2017-18-19-20	Gaithersburg, Md.
Tapps, Brandon LB	2004-05-06	Garland, Texas
Tarrall, Elmer E, B	1933-34	Norfolk, Va.
Tate, Cedric WR	1995	Avon Park, Fla.
Tauiliili, Michael LB	2005-06-07-08	Houston, Texas
Taylor, Chris WR	2015-16-17-18	Miramar, Fla.
Taylor, Fred G	1929-30	New York City, N.Y.
Taylor, John LS	2018-19-20-21	Snellville, Ga.
Taylor, Wesley G	1921-22-23	Norwood, N.C.
Taylor, Will C	2019-20-21	Snellville, Ga.
Teander, Terron DB	1980-81-82	Cary, N.C.
Telge, Mark HB, DB	1965-66, 68	Manchester, N.H.
Tepe, Louis C	1951-52	Englewood, N.J.
Terry, Dewayne DB	1984-85-86-87	Jacksonville, Fla.
Thielemann, David LB	1978-79	Pittsburgh, Pa.
Thomas, Corey WR	1994-95-96-97	Wilson, N.C.
Thomas, Desi CB	1995-96-97	Lake Worth, Fla.

Thomas, Sean DB	1990-91-92-93	Westerville, Ohio
Thomas, Tommy RB	1977-78-79-80	Winston-Salem, N.C.
Thomas, William C	1964	Fairfax, Va.
Thompson, Corey WR	2004	Atlanta, Ga.
Thompson, John E	1955-56-57	Dunn, N.C.
Thompson, Juwan RB, LB	2010-11-12-13	Fairburn, Ga.
Thompson, Kevin QB	1996-97-98-99	Thomasville, Ga.
Thompson, Mark S	2002-03	Moorestown, N.J.
Thompson, Nate S	2019-20-21	Sanford, N.C.
Thompson, Orrin DT	2001-02-03	Charlotte, N.C.
Thompson, Paul T	1941	Reidsville, N.C.
Thompson, William TB	1970-71-72	Jacksonville, Fla.
Thomson, Zach OG	2020-21	Greenwood Village, Colo.
Thorne, Robert G	1927-28-29	Littleton, N.C.
Thorne, Sam	1930	Littleton, N.C.
Thornton, Damian LB	2007-08-09-10	Lenoir, N.C.
Thornton, Paul LB	2008	Katy, Texas
Till, Harrison LS	2004	Wayne, N.J.
Tillery, Glenn WR	1980	Fayetteville, N.C.
Tilley, Emmett LB	1979-80-81-82	Durham, N.C.
Tinnell, John FB	1959-60-61	Highland Springs, Va.
Tipton, Eric FB, HB	1936-37-38	Petersburg, Va.
Tipton, Greg LB	2008	Goldsboro, N.C.
Todd, Stuart OG	1970-71-72	Chatham, Va.
Tolish, John WR, P	1981-82-83-84	Brentwood, Mo.
Tomancheck, James DT	1970, 71	Charlotte, N.C.
Tomlinson, Laken OG	2011-12-13-14	Chicago, Ill.
Topping, Tom T	1955-56-57	Roanoke Rapids, N.C.
Torain, Ken CB	2020-21	Tampa, Fla.
Torrance, Ralph G	1952-53-54	Macon, Ga.
Torrey, Tom OG	1971	Republic, Pa.
Transou, Tripp WR	1981	Greensboro, N.C.
Trapani, Bert E	1943	Savannah, Ga.
Travelstead, Malcolm T	1965-66-67	Baltimore, Md.
Treston, Chris LB	1989-90-91	West Chester, Pa.
Trezvant, Josh WR, S	2009-10-11	Morrilton, Ark.
Trice, David QB, DB	1968-69	Charlottesville, Va.
Trice, Raymond TE	1981-82-83	Atlanta, Ga.
Troxell, Harry G	1941-42	Northumberland, Pa.
Troy, Ballard E	1923, 25	Durham, N.C.
Tulacro, Brett OT	1986-87-88-89	Darien, Conn.
Turner, J. Denis DT	1973-74	Philadelphia, Pa.
Turner, Terry LB	1983	North Miami, Fla.
Tuttle, Lee FB	1925	Lenoir, N.C.
Tuttle, Robert	1926	Newton, N.C.
Tyson, Jimmy LB	1979-80-81	Winqate, N.C.

U • U • U

Uible, David QB	1962-63	Shaker Heights, Ohio
Umbel, Dan C	1996-97-98-99	Miami, Fla.
Unser, Albert DB, OG	1968	Chesapeake, Va.
Unser, Dave E	1959-60-61	Norfolk, Va.
Upshaw, Larry WR	1973-74-75	Coffeyville, Kan.
Urso, Mike DB	1988-89-90	West Orange, N.J.
Ussery, Thomas DE	1970, 72	Ridgeway, Va.
Utt, Garrett TE	2010	Atlanta, Ga.

V • V • V

Vain-Callahan, Eammon RB	2015	Severna Park, Md.
Vann, Art, III DB, HB	1965-66-67	Durham, N.C.
VanNorman, John DT	1970	Durham, N.C.
Van Lynn, Carson OT	2021	Columbus, Ohio
Varner, Donovan WR	2008-09-10-11	Miami, Fla.
Verille, Michael TB	1997-98	Orlando, Fla.
Vernon, Conner WR	2009-10-11-12	Miami, Fla.
Verona, Mike RB	1989-90	Murrysville, Pa.
Viau, Louis FB	1948-49	New Orleans, La.
Virgin, Edward T	1965	Ft. Lauderdale, Fla.
Volk, Eric DB	1986-87-88-89	Glen Arm, Md.
Vowels, Robert LB	1979	Atlanta, Ga.

W • W • W

Waddell, Noah DT	2019	Medina, Ohio
Wade, Alex FB	2000-01-02-03	Newtown, Pa.
Waffle, David DT	1990-91-92-93	Fredericksburg, Va.
Walker, Chuck T	1961-62-63	Allison Park, Pa.
Walker, Khilan S	2020	Nesbit, Miss.
Wall, Fletcher C	1943, 46-47	Lexington, N.C.
Wallace, Damon OL	1993-94	Hampton, Va.
Wallace, Jamal DE, DT	2011-12-13-14	Virginia Beach, Va.
Walston, Drew QB	1982-83-84-85	College Park, Ga.
Walter, Brian DT	1982-83-84-85	Deerfield, Ill.
Wareham, Collin K	2017-18	McLean, Va.

Ward, Harry E. LB	1982-83-84-85	Norwood, Mass.
Ward, Thurman "Jule" HB	1933-34-35	Galax, Va.
Warren, L. "Nick" E	1927-28-29	Durham, N.C.
Warrick, Demetrius DT, OT	2002-03-04-05	Wilmington, Del.
Wartman, William HB	1940-41	Charlotte, N.C.
Waters, Jordan RB	2020-21	Fairmont, N.C.
Waters, Marquis S	2017-18-19-20	Delray Beach, Fla.
Watkins, Brandon WR	2013	Durham, N.C.
Watkins, Tyree WR	2010-11	Camden, N.J.
Watson, Benjamin TE	1999	Rock Hill, S.C.
Watts, John LB	2012	Gastonia, N.C.
Weatherby, Carlton T	1926-27	Faison, N.C.
Weaver, Charles OB	1925-26-27	Winston-Salem, N.C.
Weaver, Joe OG	1977-78	Ettrick, Va.
Weidman, Robert, Jr. FB	1962	Richmond, Va.
Wellner, Kyle S	2016	Mill Neck, N.Y.
Wells, Sidney CB	1992-93-94-95	Jacksonville, Fla.
Welsh, Dan LB	1980-81	Andover, Mass.
Wentz, Earle E	1932-33-34	Schofield, Va.
Wenzel, Bob LB, DE	1969-70	Toledo, Ohio
Werner, Albert G	1930-31-32	Durham, N.C.
West, Ed E	1933-34-35	Weaverville, N.C.
Westfall, Lake DE	1979	Fredericksburg, Va.
Whitaker, Nathan P	1990	Gainesville, Fla.
White, Cliff WR	1988	Elizabeth, N.J.
White, DeAndre LB	2002-03-04-05	Suffolk, Va.
White, John WR	1983-84	Irving, Texas
White, T.C. TB	1993	Elizabeth City, N.C.
White, Wes OT	1997-98-99-2000	Gilbert, W. Va.
Whitener, Paul FB	1934	Hickory, N.C.
Whitley, Elbert E	1952	Albemarle, N.C.
Whyte, Les T	1944	Princeton, N.J.
Widener, Paul E	1960-61-62	Westminster, Md.
Wiesley, Bruce E, DE	1964-65-66	Darien, Conn.
Wigal, Mark WR	2002-03-04	Morgantown, W. Va.
Wiggins, Chris DL	1994	La Grange, N.C.
Wild, Glenn TB, QB	1949-50-51	Pittsburgh, Pa.
Wiley, Steve TE	1978	Medford Lakes, N.J.
Wilkinson, Nick NG	2000	Franklin, Ga.
Wilkinson, Jay HB, QB	1961-62-63	Norman, Okla.
Wilkinson, Scott NG	1982-83-84	Leavenworth, Kan.
Wilks, Letavious TB	1996-97-98-99	Crestview, Fla.
Williams, Alex LB	2003-04-05-06	Dublin, Ga.
Williams, Alfred LB	2005-06-07	College Park, Ga.
Williams, Antone CB, S	2018-19	Atlanta, Ga.
Williams, Benjamin FB	1947	Oxford, N.C.
Williams, Deion LB, DE	2012-13-14-15	Long Beach, Calif.
Williams, Fonda DB	1985-86-87, 89	Canton, Ohio
Williams, G.H. T	1943	West Memphis, Ark.
Williams, Glenn CB	2005-06-07-08	Baltimore, Md.
Williams, Johnny WR, CB	2008-09-10-11	St. Stephens, Ala.
Williams, Kenneth C	1960-61-62	Lexington, N.C.
Williams, Mason CB	2018	Pasadena, Calif.
Williams, Matt OT	1991-92-93-94	Birmingham, Ala.
Williamson, Chuck RB	1973-74-75-76	Willingboro, N.J.
Willoughby, Jack K	2014	Princeton, N.J.
Wilson, Gary HB, FB	1960-61	Alliance, Ohio
Wilson, J. Page FB	1965-66	Durham, N.C.
Wilson, Jack HB	1959-60-61	Raleigh, N.C.
Wilson, James T	1967	Gainesville, Fla.
Wilson, Kevin DT	2003-04	Riverdale, Ga.
Wilson, Marc WR	1994-95-96	Barrington, Ill.
Wilson, Porter P	2020-21	Fairlawn, Ohio
Wilson, Rusty OG	2000-01-02-03	Britton, Mich.
Wilson, Shaun RB	2014-15-16-17	Charlotte, N.C.
Winslow, W. Ronald C	1963	Asheboro, N.C.
Winstead, Harold DB	1980-81-82, 84	Portsmouth, Va.
Winters, Gil DE	1991-92-93	Willingboro, N.J.
Winters, Gus	1923	
Winterson, Alex T	1938-39-40	Hempstead, N.Y.
Wise, Jack WR	2012, 14	Rumson, N.J.
Wispelwey, Chris OB	2001-02-03	Pompton Plains, N.J.
Withrow, William HB	1959	Charleston, W. Va.
Witzel, Fred QB	1943	Maplewood, N.J.
Wohlabaugh, Jack OG, C	2018-19-20-21	Akron, Ohio
Wolcott, Scott K	1977	Greenville, N.C.
Wolitzer, Ryan RB	2019	Purchase, N.Y.
Wolf, A.J. DT	2013-14-15-16	Greenwich, Conn.
Wolfe, Garland G	1943-44	Greensboro, N.C.
Wolfe, Jim FB	1942-43	Greensboro, N.C.
Wood, Ryan WR	2005-06-07-08	Buford, Ga.
Wood, Tony OT	1974-75	Brockton, Mass.
Woods, Howard DB	1983-84-85	Detroit, Mich.
Woods, J'Marick S	2020-21	Florence, Ala.

Woodall, AI OB	1966-67	Erwin, N.C.
Woodard, C.J. S	2002-03-04-05	Henderson, N.C.
Woodruff, Jonathan LB, DE	2011-12-13-14	Waldorf, Md.
Worley, Jay OL	1986-87-88	Smyrna, Ga.
Worthington, Jim LB	1985-86-87-88	Pierson, Fla.
Wray, Carlos DT	2012-13-14-15	Shelby, N.C.
Wright, Aaron TE	2020	Glen Allen, Va.
Wright, David PK	1970-71	St. Louis, Mo.
Wright, Dean HB	1959-60-61	Coral Gables, Fla.
Wright, Jomar WR	2004-05-06-07	Duncan, S.C.
Wright, Leon CB	2006-07-08-09	St. Petersburg, Fla.
Wright, Ray RB, WR	1991-92-93-94	Hurst, Texas
Wroten, Elijah C	2020	Oreland, Pa.
Wuchina, Joe G, T	1959-60	Midland, Pa.
Wyatt, Ben LS	2017-18-19	Davidson, N.C.
Wyatt, Robert HB	1961-62	Durham, N.C.
Wyrick, Harvey	1926	

Y • Y • Y

Yates, Earl G, T	1963-64-65	Hamlet, N.C.
Yellott, Dan NG	1978-79-80-81	Smithsburg, Md.
Yorke, Fred G, T	1936-37-38	War, W. Va.
Youmans, Corren P. E	1949-50	Miami, Fla.
Youmans, Murray DL	1982-83, 85-86	Whitsett, N.C.
Youmans, Scott DL	1989-90-91, 93	Gibsonville, N.C.
Young, Aaron WR	2016-17-18-19	Murrieta, Calif.
Young, Chancellor WR	2004	Woodinville, Wash.
Young, James T	1947-48-49-50	Massillon, Ohio
Young IV, Lummie S	2018-19-20-21	Anderson, S.C.
Young-Wiseman, Anthony S	2010-11-12-13	Bethesda, Md.

Z • Z • Z

Ziegler, Bill TE	1977	Pompton Plains, N.J.
Zielinski, Matt LB, NG	2000-01-02-03	East Amherst, N.Y.
Zirkle, Fred E, DT	1965, 67-68	Blacksburg, Va.
Zuanich, John LB	1992-93-94-95	La Jolla, Calif.
Zuker, Fred DT	1966	Chattanooga, Tenn.
Zuberer, Bud TE	1987-88-89	Wayne, N.J.
Zwirko, Bob DB, TB	1969-70-71	Holyoke, Mass.

ALL-TIME CAPTAINS

1888	W.A. Johnston	1970	Dick Biddle	1998	Lennie Friedman	2015	Jeremy Cash
1889	S.J. Durham		Leo Hart		Dawud Rasheed		Matt Skura
1890	Robert L. Durham	1971	Lanny Murdock		Eric Scanlan	2016	Jela Duncan
1891	Tom Daniels		Dennis Satyshur	1999	Chris Combs		DeVon Edwards
1892	W.W. Flowers		Rich Searl		Eric Jones		Thomas Sirk
1893	Alphonso Avery, Jr.	1972	Dale Grimes		Scottie Montgomery		A.J. Wolf
1894	Plato Durham		Bill Hanenberg		Austin Smithwick	2017	Austin Davis
1920	Braxton Jones		Steve Jones	2000	Troy Andrew		Bryon Fields Jr.
1921	Richard Leach	1973	Mark Johnson		Troy Austin		Daniel Jones
1922	Tom Neal		John Ricca		Todd DeLamielleure		Mike Ramsay
1923	Jimmy Simpson		Keith Stoneback		Spencer Romine	2018	Joe Giles-Harris
1924	Game-by-game	1974	Mike Bomgardner	2001	Ben Erdeljac		Ben Humphreys
1925	Fred Grigg		Keith Stoneback		Ronnie Hamilton		Daniel Jones
1926	James Thompson	1975	Ernie Clark		Mike Hart		Johnathan Lloyd
1927	C.C. Bennett		Dave Meier		Nate Krill	2019	Zach Baker
1928	Roy Hunter		Hal Spears	2002	Ryan Fowler		Edgar Cerenod
1929	Henry Kistler	1976	Tony Benjamin		Jamyon Small		Quentin Harris
1930	Lee Davis		Billy Bryan		Drew Strojny		Tre Hornbuckle
1931	Kidd Brewer		Bob Grupp	2003	Ryan Fowler		Koby Quansah
1932	Lowell Mason	1977	Frank DeStefano		Terrell Smith		Dylan Singleton
1933	Carl Schock		Jeff Green		Drew Strojny	2020	Michael Carter II
1934	Jack Dunlap	1978	Mike Dunn		Alex Wade		Noah Gray
1935	James Johnston		Carl McGee	2004	Giuseppe Aquanno		Deon Jackson
1936	Ace Parker		Dan Brooks		Phillip Alexander		Chris Rumph II
1937	Woodrow Lipscomb	1979	Craig Hoskins		Chris Dapolito		Jack Wohlabaugh
1938	Dan Hill		Bob Riordan		Kenneth Stanford	2021	Jake Bobo
	Eric Tipton	1980	Ed Brown	2005	Phillip Alexander		DeWayne Carter
1939	Allen Johnson		Dennis Tabron		Brendan Dewan		Gunnar Holmberg
1940	Alex Winterson	1981	Greg Bamberger		Ronnie Elliott		Leonard Johnson
1941	Bob Barnett		Cedric Jones	2006	Casey Camero		
1942	Jim Smith		Dennis Tabron		Eli Nichols		^a Alternate captain
1943	Game-by-game		Dan Yellott		John Talley		^c Co-captain
1944	Gordon Carver	1982	Robert Oxendine	2007	Patrick Bailey		^h Honorary captain
1945	Ernie Knotts		Emmett Tilley		Chris Davis		
	Kelley Mote	1983	Phil Ebinger		Matt Rumsey		
1946	Bill Milner		Johnny Hill		Jomar Wright		
1947	Ben Cittadino	1984	^c Scott Russell	2008	Greg Akinbiyi		
1948	Al DeRogatis		^c Ron Sally		Re'quan Boyette		
1949	Louis Allen	1985	Pete Stubbs		Cameron Goldberg		
1950	Billy Cox	1986	Paul Constantino		Vincent Rey		
1951	James Gibson		Mike Junkin		Eron Riley		
1952	Louis Tepe	1987	Jason Cooper		Tielor Robinson		
1953	Howard Pitt		Dave Demore		Michael Tauilili		
1954	Jerry Barger		Dewayne Terry		Glenn Williams		
1955	Jesse Birchfield	1988	Wayne Charles	2009	^a Re'quan Boyette		
1956	Buddy Bass		Anthony Dilweg		Thaddeus Lewis		
1957	Hal McElhaney		Jeff Patten		^a Vince Oghobaase		
	^a Tom Topping	1989	John Howell		^a Ayanga Okpokowuruk		
1958	Pryor Millner		Carey Metts		Vincent Rey		
	^a George Dutrow	1990	Randy Jones		^a Leon Wright		
1959	Mike McGee		Chip Nitowski	2010	Abraham Kromah		
	^a Don Denne		Erwin Sampson		Bryan Morgan		
1960	Art Browning		Mike Urso		Chris Rwabukamba		
	^a Butch Allie	1991	Pete Petroff	2011	Matt Daniels		
1961	Jack Wilson		Erwin Sampson		Charlie Hatcher		
	^a Dave Unser	1992	Randy Cuthbert		Kyle Hill		
1962	Johnny Markas		Darrell Spells		Sean Renfree		
	^c Walt Rappold	1993	Steve Alderfer	2012	Walt Canty		
	^h Bobby Wyatt		Robert Baldwin		Ross Cockrell		
1963	Chuck Walker		Brad Sherrrod		Sean Renfree		
	^a Jay Wilkinson		Scott Youmans		Conner Vernon		
1964	Dan Lonon	1994	Zaid Abdul-Aleem	2013	Anthony Boone		
	^a J.V. McCarthy		Robert Baldwin		Ross Cockrell		
1965	John Gutekunst		Matt Williams		Justin Foxx		
	^a Chuck Drulis	1995	Spence Fischer		Dave Harding		
	^a John McNabb		Jon Merrill		Juwan Thompson		
1966	Bob Matheson	1996	Gerald Ford	2014	Kelby Brown		
	Mike Shasby		Billy Granville		Anthony Boone		
1967	Bob Foyle		John Krueger		Jeremy Cash		
	Mike Murphy	1997	Chike Egbuniwe		Jamison Crowder		
1968	J.B. Edwards		Jeff Hodrick		Laken Tomlinson		
1969	Jim Dearth						

ALL-TIME COACHING LEDGER

Coach	Years	Seasons	Record	Pct.
Dr. John Crowell	1888-89	2	4-1-0	.800
<i>No Coach</i>	1890-94	5	7-6-0	.539
Floyd J. Egan	1920	1	4-0-1	.900
James Baldwin	1921	1	6-1-2	.778
Herman Steiner	1922	1	7-2-1	.750
S.M. Alexander	1923	1	5-4-0	.556
Howard Jones	1924	1	4-5-0	.444
Pat Herron	1925	1	4-5-0	.444
James DeHart	1926-30	5	24-23-2	.510
Wallace Wade	1931-41; 1946-50	16	110-36-7	.742
Eddie Cameron	1942-45	4	25-11-1	.689
Bill Murray	1951-65	15	93-51-9	.637
Tom Harp	1966-70	5	22-28-1	.441
Mike McGee	1971-78	8	37-47-4	.443
Shirley "Red" Wilson	1979-82	4	16-27-1	.375
Steve Sloan	1983-86	4	13-31-0	.295
Steve Spurrier	1987-89	3	20-13-1	.603
Barry Wilson	1990-93	4	13-30-1	.307

Coach	Years	Seasons	Record	Pct.
Fred Goldsmith	1994-98	5	17-39-0	.304
Carl Franks	1999-03	4+	7-45-0	.135
Ted Roof	2003-07	4+	6-45-0	.118
David Cutcliffe	2008-21	14	77-97-0	.443
	109 seasons	-	521-547-31	.488

ALL-TIME ASSISTANT COACHES

Aldridge, Miles	1983-84	Forte, Mo	1976-77	Latina, John	2012-15	Smith, Robb	2022
Albert, Ben	2016-21	Franks, Carl	1987-89	Lewis, Cliff	1995	Snyder, Ron	1970
Allison, Rodney	1984-86	Frey, Greg	2020-21	Limbaugh, Tommy	1983-86	Spencer, Glenn	2004-07
Anderson, Gary	1979	Galbraith, Marty	2004	London, Charles	2006	Spurrier, Steve	1980-82
Anderson, Scott	1990-93	Geis, Buddy	1993	Long, Jeff	1986	Stanley, Dennis	1939-45
Aristide, Ishmael	2022	Gibbs, Alex	1969-70	Lubick, Matt	2010-12	Story, Sam	1977-82
Austin, Edward	1949	Gillespie, J.S.	1973	Luke, Matt	2008-11	Strahm, Dale	1990-93
Azzinaro, Jerry	2004-06	Goethie, Lanier	2018-20	MacIntyre, Mike	2008-09	Strollo, John	2005-07
Beckish, Larry	1995-97	Gonzales, Jimmy	1994-95	Matheson, Bob	1981-82	Taylor, Trooper	2019-22
Bell, Richard	1983-87	Guerrieri, Matt	2015-21	Matous, Ken	1994-98	Thomas, Mark	1985-86
Benedict, Kirk	2018-21	Gutekunst, John	1967-78, 2007	McCrone, Ron	1983-84	Thompson, Larry	1971-72, 77-80
Bennett, Ben	1999-2000	Guy, John	1978-80	McElhaney, Hal	1964-65	Tilson, W.E.	1928-30
Bohl, Craig	1994	Haglan, Dennis	1976-77	Magee, Calvin	2021	Timer, Sam	1966-69
Bossons, Bob	1957,71-74	Hagler, Ellis	1930-56	McGee, Jerry	1971-75	Towers, Dick	1974-76
Bower, Harland	2022	Hall, Jack	1965-68	McGee, Mike	1964-65	Trott, Bob	1996-2001
Bowden, Tommy	1983-86	Hammerschmidt, Dan	1988-93	McGeorge, Rich	1981-82, 87-89, 2002-03	Urlick, Max	1971-73
Boyette, Re'quan	2013-21	Hampton, Chris	2020	McGrath, Sam	2021	Vaas, Peter	2007
Bridge, Jim	2016-19	Harris, Bishop	1973-75	McInerney, Jeff	1994-95	Voyles, Carl	1931-38
Broadway, Rod	1981-94	Hart, Leo	1975-76	McNabb, John	1972-73	Walker, Chuck	1976
Brown, Marvin	1987-92	Harvey, Bill	1961-65	McWhorter, Mac	1990	Ward, T.R. Jule	1936-37
Brown, Mickey	1979-82	Haupt, Dale	1977	Middleton, Ron	2008-12	Williams, Greg	1995
Brown, Scott	1996-2007	Heimerdinger, Mike	1994	Million, Ted	1991-93	Williamson, Eddie	1978-82
Brush, Bob	1975-76	Helton, Clay	1996	Montgomery, Scottie	2006-09, 13-15	Wilson, Barry	1987-89
Burden, Zohn	2022	Hemphill, Lyle	2022	Moon, Lee	1973-75	Wilson, Eddie	1972-73, 90-93
Caldwell, Herschel	1930-71	Hendrickson, Horace	1949-50	O'Boyle, Thomas	1951-58	Wilson, Red	1977
Cameron, Eddie	1930-41, 46-50	Hennemier, John	1946-48	O'Brien, Bill	2005-06	Yanowsky, Don	2003-05
Chatham, Fred	1989-2005	Hetrick, Jacques	1966-70	Pancoast, Brad	1974-75	Yoshida, Cliff	1978-80
Cleary, Walt	1971	Hickman, William	1950	Parker, Ace	1947-65	Younglin, Ted	1959-63
Clyburn, Louis	2001-03	Hill, Aubrey	1999-2003	Parker, Gerad	2018	Zernhelt, John	1994-95
Coachys, Rich	1987	Hill, George	1966-70	Pearman, Danny	2007		
Collins, Jim	1985-89, 2008-15	Hobby, Marion	2008-10	Petri, Rick	2012-14		
Como, Rich	1983-85	Hopkins, Dick	1981-82	Phillips, Oliver	1979-82		
Cox, Robert	1943-70	Hunter, Harold	1966-70	Pierson, Marty	1951-65, 71		
Creehan, Dennis	2001-02	Johns, Kevin	2022	Potter, Harvey	1943-45		
Crisson, Stan	1966-70	Johnson, Rick	1988	Pry, Jim	2001-03		
Crook, Monty	1983-84	Johnson, Marcus	2016-17	Robinson, Joe	1971-72		
Cropp, John	1983	Jones, Derek	2008-19	Roof, Ted	1990-93, 2002-03		
Cushing, Adam	2022	Karmazin, Mike	1948-50	Roper, Kurt	2008-13		
D'Alessandris, Joe	1997-2001	Kelly, David	2004-05	Roper, Zac	2008-21		
DeForest, Joe	1994-2000	Kemp, Dick	1977-79	Sanders, Bob	1985-89		
DeLamielleure, Joe	1996-2000	Kerr, Larry	2006-07	Sanders, Carl	1979-80		
Dougherty, Patrick	2022	Knotts, Doug	1958-65	Sanders, E.T.	1930		
Edwards, George	1996	Knotts, Tom	2004	Satyshur, Dennis	1974-75		
Emory, Ed	1977	Knowles, Jim	2010-17	Senter, Brad	1982		
Faircloth, Bill	1976-77	Koenning, Jr., Les	1998	Sherrrod, Brad	1997-2007		
Falcone, Carmen	1946-72	Kupec, Dick	1973-74	Simpson, Jess	2022		
Faris, Jeff	2014-21	Landon, Mark	1978-80	Slaughter, Roger	1981-82		

HONORS & AWARDS

All-America

1932	Fred Crawford, T	AP ² , UPI ²
1933	Fred Crawford, T	AP ¹ , NEA ¹ , CL ¹
1934	Jack Dunlap, G	LIB ³
1934	Earle Wentz, E	LIB ²
1935	Ace Parker, HB	NEA ² , AP ³ , UPI ³ , LIB ³
1936	Joe Brunansky, T	WIL ³
1936	Ace Parker, HB	AP ¹ , UPI ¹ , HRT ¹ , WC ¹ , NEA ²
1937	Joe Brunansky, T	NEA ²
1937	Elmore Hackney, QB	NEA ²
1938	Dan Hill, C	NEA ¹ , LIB ¹ , HRT ¹ , WC ¹ , AP ² , UPI ²
1938	Eric Tipton, FB	UPI ¹ , NEA ³
1939	George McAfee, HB	AP ² , NEA ² , UPI ²
1939	Frank Ribar, T	HRT ² , AP ³
1940	Tony Ruffa, T	AP ² , LIB ² , WIL ² , UPI ³
1941	Mike Karmazin, T	LIFE ² , AP ³ , NEA ^{HM}
1941	Steve Lach, HB	CL ¹ , NEA ¹ , LIB ¹ , AP ² , UPI ² , LIFE ²
1941	Bob Barnett, C	WIL ³ , AP ^{HM}
1941	Bob Gantt, E	AP ^{HM}
1941	Tom Davis, HB	AP ^{HM}
1941	Pete Goddard, G	AP ^{HM}
1941	Alex Piasecky, E	AP ^{HM}
1942	Bob Gantt, E	FN ¹
1943	Bob Gantt, E	UPI ¹ , INS ² , AP ^{HM} , SN ^{HM}
1943	Bill Milner, G	NYS ¹ , AP ^{HM} , SN ^{HM} , UPI ^{HM}
1943	Pat Preston, T	AP ¹ , INS ¹ , UPI ^{HM}
1943	Tom Davis, HB	AP ^{HM} , UPI ^{HM}
1943	Buddy Luper, HB	AP ^{HM} , UPI ^{HM}
1943	Benny Cittadino, E	AP ^{HM} , UPI ^{HM}
1943	Jim Myers, G	AP ^{HM} , UPI ^{HM}
1944	Tom Davis, HB	AP ³ , UPI ^{HM}
1944	Garland Wolfe, G	UPI ^{HM}
1944	Ernie Knotts, G	AP ^{HM} , UPI ^{HM}
1944	John Kerns, T	AP ^{HM} , UPI ^{HM}
1944	Frank Irwin, T	AP ^{HM}
1944	Gordon Carver, HB	AP ^{HM}
1945	George Clark, HB	FC ² , AP ^{HM}
1945	Ernie Knotts, G	FC ² , FW ³ , AP ^{HM}
1945	Kelley Mote, E	AP ^{HM}
1946	Bill Milner, G	AP ¹ , SN ¹ , FC ² , FW ²
1947	Fred Folger, WB	UPI ^{HM}
1948	Al DeRogatis, T	TRIB ¹
1949	Louis Allen, T	AP ³
1949	Billy Cox, HB	AP ^{HM}
1950	Billy Cox, HB	CL ¹
1950	Blaine Earon, E	AP ¹
1951	Red Smith, HB	CL ¹
1952	Ed Meadows, T	CL ¹
1953	Bob Burrows, G	AP ³ , UPI ^{HM}
1953	Ed Meadows, T	FW ¹ , FBD ¹ , WIL ¹ , UPI ²
1953	Red Smith, HB	WIL ^{HM} , UPI ^{HM}
1953	Johnny Palmer, C	UPI ^{HM}
1955	Bob Pascal, HB	WIL ¹
1956	Hal McElhaney, FB	AP ^{HM}
1956	Sidney DeLoatch, T	UPI ^{HM} , AP ^{HM}
1956	Sonny Jurgensen, DB	AP ^{HM}
1956	Buddy Bass, E	AP ^{HM} , UPI ^{HM}
1957	Roy Hord, T	WIL ¹ , INS ² , NYN ² , UPI ² , AP ^{HM} , NEA ^{HM}
1957	Tom Topping, T	FW ¹ , AP ³ , NEA ³ , WIL ^{HM} , FC ^{HM} , UPI ^{HM}
1957	Hal McElhaney, FB	AP ^{HM} , FC ^{HM} , UPI ^{HM} , WIL ^{HM}
1957	Wray Carlton, HB	AP ^{HM} , NEA ^{HM} , UPI ^{HM}
1957	George Dutrow, HB	WIL ^{HM}
1957	Dave Hurm, E	UPI ^{HM}
1958	Wray Carlton, HB	UPI ^{HM}
1958	Mike McGee, G	UPI ^{HM}
1959	Mike McGee, G	FW ¹ , TIME ¹ , NEA ² , WIL ² , SN ³ , UPI ³
1960	Dwight Bumgarner, E	AP ³
1960	Tee Moorman, E	FW ¹ , FN ¹ , FC ² , NEA ² , UPI ²
1961	Art Gregory, T	AP ³
1962	Jean Berry, G	FW ¹ , WIL ² , FW ³
1962	Art Gregory, T	AP ² , WIL ^{HM} , UPI ^{HM} , NEA ^{HM}
1962	Mike Curtis, FB	AP ^{HM} , WIL ^{HM}
1962	Billy Futrell, HB	NEA ^{HM}
1962	Johnny Markas, G	WIL ^{HM}
1963	Jay Wilkinson, HB	FW ¹ , FC ¹ , UPI ¹ , AP ² , WIL ² , NEA ³
1963	Stan Crisson, E	AP ^{HM} , NEA ^{HM} , UPI ^{HM} , WIL ^{HM}

1963	Scotty Glacken, QB	AP ^{HM}
1964	Mike Curtis, FB	NEA ³
1964	Dan Lonon, T	AP ^{HM}
1964	J.V. McCarthy, T	AP ^{HM}
1965	Jay Calabrese, FB	AP ^{HM}
1965	Chuck Drulis, E	AP ^{HM}
1965	Bill Jones, T	AP ^{HM}
1965	Bob Matheson, LB	AP ^{HM}
1965	John McNabb, G	AP ^{HM}
1965	Chuck Stavins, T	AP ^{HM}
1966	Bob Matheson	LBAP ¹ , SN ¹ , TIME ¹ , FBD ² , HLM ²
1966	Dave Dunaway, E	AP ^{HM}
1967	Andy Beath, E	AP ^{HM}
1967	Chob Foyle, G	AP ^{HM}
1967	Mike Murphy, C	AP ^{HM}
1968	Dick Biddle, LB	AP ^{HM}
1968	Henley Carter, WR	AP ^{HM}
1968	Leo Hart, QB	AP ^{HM}
1969	Leo Hart, QB	AP ^{HM}
1970	Dick Biddle, LB	AP ³
1970	Leo Hart, QB	AP ^{HM}
1970	Wes Chesson, WR	AP ^{HM}
1970	Rich Searl, DB	AP ^{HM}
1970	Bruce Mills, DE	AP ^{HM}
1971	Ernie Jackson, DB	KDK ¹ , FW ¹ , GRID ¹ , AP ²
1971	Ed Newman, OG	FN ² , AP ^{HM}
1971	Rich Searl, DB	AP ^{HM}
1972	Steve Jones, RB	AP ³
1972	Dale Grimes, C	AP ^{HM}
1972	Bill Hanenberg, DB	AP ^{HM}
1972	Ed Newman, OG	AP ^{HM}
1973	Ernie Clark, DE	AP ^{HM}
1973	John Ricca, DT	AP ^{HM}
1973	Keith Stoneback, LB	AP ^{HM}
1974	Keith Stoneback, LB	FN ³
1975	Billy Bryan, C	AP ^{HM}
1975	Dave Meier, LB	AP ^{HM}
1975	Gary Pellom, OT	AP ^{HM}
1976	Billy Bryan, C	FW ¹ , WC ¹ , AP ² , UPI ^{HM}
1976	Bob Grupp, DB	AP ^{HM}
1976	Tom Hall, WR	AP ^{HM}
1976	Carl McGee, LB	AP ^{HM}
1977	Mike Dunn, QB	AP ^{HM}
1977	John Patterson, OT	AP ^{HM}
1980	John Brinkman, TE	AP ^{HM}
1980	Dennis Tabron, DB	AP ^{HM}
1981	Cedric Jones, WR	AP ²
1981	Charles Bowser, DE	AP ^{HM}
1982	Chris Castor, WR	AP ² , FN ³ , UPI ^{HM}
1982	Philip Ebinger, C	AP ^{HM}
1982	Robert Oxendine, OT	FN ² , AP ³
1983	Ben Bennett, QB	AP ³
1983	Phil Ebinger, C	FN ³ , AP ^{HM}
1985	Mike Junkin, LB	AP ^{HM}
1986	Mike Junkin, LB	AP ² , SN ²
1988	Clarkston Hines, WR	FW ¹ , AP ² , FN ²
1989	Clarkston Hines, WR	AP ¹ , FW ¹ , FC ¹ , UPI ¹ , WC ¹
1989	Chris Port, OT	FW ¹ , AP ² , UPI ²
1994	Robert Baldwin, RB	AP ³ , UPI ^{HM}
1994	Ray Farmer, FS	AP ³ , UPI ^{HM}
1994	Matt Williams, OT	UPI ²
1994	Bill Khayat, TE	FN ^{HM}
1999	Chris Combs, DT	AP ^{HM}
1999	Sims Lenhardt, K	FN ^{HM}
2000	Brian Morton, P	FW ¹ , SN ¹ , AP ²
2001	Mike Hart, TE	AP ^{HM}
2008	Michael Tauliili, LB	WC ² , AP ³
2009	Vince Oghobaase, DT	SN ³
2010	Will Snyderwine, K	AFCA ¹ , WC ²
2011	Matt Daniels, S	WC ² , R ³ , Y ³
2012	Ross Cockrell, CB	SI ^{HM}
2012	Ross Martin, K	SI ^{HM}
2013	Jeremy Cash, S	USAT ²
2013	Jamison Crowder, PR	FW ² , PS ² , SI ²
2013	DeVon Edwards, KR	WC ² , AS ³ , PS ³ , SI ^{HM}
2014	Jeremy Cash, S	FW ² , WC ² , PS ²

2014	Jamison Crowder, AP	LIN ²
2014	DeVon Edwards, KR	SI ^{HM}
2014	Ross Martin, K	SI ^{HM}
2014	Will Monday, P	SI ^{HM}
2014	Laken Tomlinson, OG	AP ¹ , WC ¹ , USAT ² , AS ² , SN ² , LIN ³ , PS ³ , SI ^{HM}
2015	Jeremy Cash, S	AFCA ¹ , AP ¹ , AS ¹ , CBS ¹ , ESPN ¹ , FW ¹ , PS ¹ , SI ¹ , SN ¹ , USAT ¹ , WC ¹
2015	DeVon Edwards, KR	SI ^{HM}
2015	Ross Martin, K	SI ^{HM}
2015	Matt Skura, C	USAT ² , PS ⁴ , SI ^{HM}
2017	Mark Gilbert, CB	AS ⁴
2017	Joe Giles-Harris, LB	WC ² , CBS ² , PS ³ , CFN ^{HM}
2019	Noah Gray, TE	WC ²
2019	Damond Philyaw-Johnson, KR	PS ⁴
2019	Chris Rumph II, DE	SI ² , PFF ¹

LEGEND

- AFCA – American Football Coaches Association
- AP – Associated Press
- AS – Athlon Sports
- CBS – CBS Sports
- CFN – College Football News
- CL – Collier's
- ESPN – ESPN
- FC – Football Coaches
- FBD – Football Digest
- FN – Football News
- FW – Football Writers
- GRID – Gridiron Magazine
- HLM – Helms
- HRT – Hearst Newspapers
- INS – International News Service
- KDK – Kodak
- LIB – Liberty
- LIFE – Life Magazine
- LIN – Lindy's Sports
- NEA – Newspaper Enterprise America
- NYN – New York News
- NYS – New York Sun
- PFF – Pro Football Focus
- PS – Phil Steele
- R – Rivals.com
- SI – Sports Illustrated
- SN – Sporting News
- TRIB – Chicago Tribune
- UPI – United Press International
- USAT – USA Today
- WC – Walter Camp Foundation
- WIL – Williamson
- Y – Yahoo! Sports

¹First team ²Second team ³Third team
⁴Fourth team ^{HM}Honorable mention

Freshman All-America

1973	Tony Benjamin, RB	FN ¹
1975	Carl McGee, LB	FN ¹
1975	Mike Dunn, QB	FN ²
1986	Chris Port, OT	FN ¹
2000	Ryan Fowler, LB	SN ²
2001	Jim Scharrer, LB	SN ⁴
2003	Ben Patrick, TE	SN ²
2004	Chris Davis, KR	SN ²
2005	Michael Tauiliili, LB	SN ¹
2005	Zack Asack, QB	SN ^{HM}
2006	Vince Oghobaase, DT	SN ^{HM}
2006	Thaddeus Lewis, QB	SN ^{HM}
2007	Kevin Jones, P	SN ^{HM}
2008	Kyle Hill, OG	SN ¹
2009	Conner Vernon, WR	SN ¹
2010	Kelby Brown, LB	CFN ^{HM} , PS ⁴
2010	Ross Cockrell, CB	CFN ^{HM} , PS ³
2010	Dave Harding, OG	PS ³
2010	Sydney Sarmiento, DT	PS ³
2010	Perry Simmons, OT	CFN ^{HM}
2011	Laken Tomlinson, OG	SN ¹
2012	Jela Duncan, RB	CFN ^{HM}
2012	Ross Martin, K	SN ¹ , PS ¹ , CBS ¹ , CFN ^{HM}
2012	Will Monday, P	PS ¹ , CFN ^{HM}
2013	DeVon Edwards, KR	PS ¹ , SN ¹ , AS ²
2014	Shaun Wilson, RB	CFN ^{HM}
2015	Tinashe Bere, LB	CFN ^{HM} , CFN ^{HM}
2015	T.J. Rahming, WR	CFN ^{HM} , CFN ^{HM}
2016	Joe Giles-Harris, LB	AS ¹ , USAT ¹ , CI ¹
2016	Daniel Jones, QB	CI ^{HM}
2017	Victor Dimukje, DE	ESPN ¹
2018	Chris Rumph II, DE	USAT ¹
2019	Jalon Calhoun, WR	PFF ^{HM}
2019	Eli Pancol, WR	PFF ^{HM}
2020	Graham Barton, C	ATH ²
2020	Porter Wilson, K	ATH ²

ATH – The Athletic; AS – Athlon Sports; CBS – CBS Sports; CFN – College Football News; CI – Campus Insiders; ESPN – ESPN; FN – Football News; PFF – Pro Football Focus; PS – Phil Steele; SN – Sporting News; USAT – USA Today Sports

Southern Conference Coach of the Year

1949	Wallace Wade
1952	Bill Murray

ACC Coach of the Year

1954	Bill Murray
1960	Bill Murray
1962	Bill Murray
1988	Steve Spurrier
1989	Steve Spurrier
1994	Fred Goldsmith
2012	David Cutcliffe
2013	David Cutcliffe

Region 1 Coach of the Year

2014	David Cutcliffe ¹
------	------------------------------

¹American Football Coaches Association

National Coach of the Year

1994	Fred Goldsmith ^{1,2,3,4,5}
2013	David Cutcliffe ^{1,2,3,4,5}

¹Bobby Dodd Foundation

²Walter Camp Foundation

³Maxwell Football Club ⁴Sporting News

⁵American Football Coaches Association

National Football Foundation William V. Campbell Trophy

Recognizing an individual as the absolute best in the country for his academic success, football performance and exemplary community leadership.

2014	David Helton
------	--------------

Outland Trophy

Honoring the outstanding interior lineman in the nation, the Outland Trophy was first presented in 1946 by the Football Writers Association of America.

1959	Mike McGee
1961	Cotton Dwight Bumgarner
2015	New Era Pinstripe Thomas Sirk Shaun Wilson
2017	Quick Lane Daniel Jones
2018	Walk-On's Independence Daniel Jones

ACC Player of the Year

1954	Jerry Barger
1959	Mike McGee
1963	Jay Wilkinson
1971	Ernie Jackson
1972	Steve Jones
1982	Chris Castor
1983	Ben Bennett
1988	Anthony Dilweg
1989	Clarkston Hines
1994	Robert Baldwin

ACC Off. Player of the Year

1994	Robert Baldwin
------	----------------

ACC Def. Player of the Year

2015	Jeremy Cash
------	-------------

ACC Rookie of the Year

1980	Ben Bennett
------	-------------

Silver Anniversary All-ACC Team

C	Billy Bryan
DB	Ernie Jackson
LB	Bob Matheson
DL	Mike McGee
DL	Ed Meadows
E	Tee Moorman

50th Anniversary All-ACC Team

WR	Clarkston Hines
LB	Bob Matheson
DL	Mike McGee

Jacobs Blocking Trophy

Southern Conference and ACC top blocker as voted on by the coaches.

1941	Tommy Prothro
1944	Tom Davis
1951	Jack Kistler
1952	Louis Tepe
1956	Hal McElhaney
1957	Hal McElhaney
1960	Dwight Bumgarner
1961	Art Gregory
1962	Art Gregory
1963	Chuck Walker
1965	John McNabb
1975	Billy Bryan
1976	Billy Bryan
1989	Chris Port

Jim Tatum Award

Presented annually to the top senior football student-athlete in the ACC.

1979	Scott Hamilton
1989	Doug Kley
2003	Chris Douglas
2005	Brendan Dewan
2012	Sean Renfree
2013	Perry Simmons
2014	David Helton
2015	Jeremy Cash

Brian Piccolo Award

Presented annually to the most courageous player in the ACC, in memory of the late Brian Piccolo.

1972	Mark Johnson
1976	Jeff Green
1981	Aaron Stewart
1990	Marc Mays
1992	Randy Cuthbert
1993	Scott Youmans

ACC Legends

Honored annually at the ACC Football Championship game

2005	Leo Hart
2006	Art Gregory
2007	Clarkston Hines
2008	Tee Moorman
2009	Bob Pascal
2010	Jay Wilkinson
2011	Ben Bennett
2012	Mike McGee
2013	Wes Chesson
2014	Chris Castor
2015	Chris Douglas
2016	–
2017	Bob Harris
2018	Steve Spurrier
2019	Chris Port
2021	Anthony Dilweg

Pop Warner National College Football Award

2012	Sean Renfree
------	--------------

Orange Bowl-FWAA Courage Award

2014	Laken Tomlinson
------	-----------------

Silver Anniversary All-America Team

1935	E.B. Dunlap
1941	Bob Barnett
1961	Tee Moorman
1964	Jay Wilkinson

AFCA Good Works Team

1994	Zaid Abdul-Aleem
2008	Re'quan Boyette
2010	Bryan Morgan
2012	Sean Renfree
2013	Dave Harding
2014	Laken Tomlinson
2015	Kelby Brown
2016	DeVon Edwards
2017	Gabe Brandner
2018	Johnathan Lloyd
2019	Koby Quansah
2020	Rakavius Chambers

Freddie Solomon Community Spirit Award

2018	Johnathan Lloyd
------	-----------------

Academic All-America

1959	Butch Allie Ed Lyon
1960	Butch Allie
1965	Bill Jones ²
1965	Mike Shasby ^{HM}
1966	Roger Hayes ¹
1966	Mike Shasby ^{HM}
1967	Bob Laskey ¹
1969	John Cappellano ^{HM}
1969	Jim Dearth ^{HM}
1969	Curt Rawley ^{HM}
1969	Dave Trice ^{HM}
1970	Curt Rawley ¹
1986	Mike Diminick ¹
1987	Mike Diminick ¹
1988	Mike Diminick ¹
1989	Doug Kley ¹
1993	Travis Pearson ¹
2002	Shawn Johnson ²
2005	Eli Nichols ²
2006	Eli Nichols ²
2012	Perry Simmons ²
2013	Perry Simmons ¹
2014	David Helton ¹
2015	A.J. Wolf ¹ DeVon Edwards ² Ross Martin ²
2016	A.J. Wolf ¹
2021	Jackson Hubbard ¹

¹First team ²Second team ³Third team

^{HM}Honorable mention

National Football Foundation Scholar-Athlete Award

1983	Bill Obremeskey
1988	Mike Diminick
2012	Sean Renfree
2013	Perry Simmons
2014	David Helton
2016	DeVon Edwards

National Football Foundation University Scholar-Athlete

1996	Charles London
1997	Jeff Hodrick
1998	Lennie Friedman
1999	Sims Lenhardt
2000	Spencer Romine
2001	Ben Erdeljac
2002	Jaymon Small
2003	Chris Douglas
2004	Giuseppe Aunno
2005	Brendan Dewan
2006	Eli Nichols
2007	Patrick Bailey
2008	Ryan Wood
2009	Brett Huffman Vincent Rey
2010	Bryan Morgan
2011	Matt Daniels
2012	Sean Renfree
2013	Perry Simmons
2014	David Helton
2015	Ross Martin
2016	DeVon Edwards A.J. Wolf
2017	Gabe Brandner
2018	Ben Humphreys
2019	Quentin Harris
2020	Michael Carter II
2021	Ben Frye

National Football Foundation Hampshire Society

2011	Matt Daniels Cooper Helfet Will Snyderwine Johnny Williams
2012	Lee Butler Conor Irwin Brian Moore Sean Renfree
2013	Kenny Anunike Brandon Braxton Ross Cockrell Dave Harding Garett Patterson Perry Simmons Juwan Thompson
2014	David Helton
2015	Kelby Brown Kyler Brown Ross Martin Max McCaffrey David Reeves Cody Robinson
2016	DeVon Edwards Thomas Hennessy Corbin McCarthy Dominic McDonald Tanner Stone A.J. Wolf
2017	Gabe Brandner Austin Davis Bryon Fields Jr. Evan Lisle Alonzo Saxton II Thomas Sirk
2018	Daniel Helm Ben Humphreys Daniel Jones Davis Koppenhaver Chris Taylor Collin Wareham
2019	Quentin Harris Tre Hornbuckle Koby Quansah Julian Santos
2020	Michael Carter II

	Rakavius Chambers
	Noah Gray
	Devery Hamilton
2021	Jake Bobo
	Casey Holman
	John Taylor
All-ACC	
1953	Howard Pitt ¹
	Ed Meadows ¹
	Bob Burrows ¹
	Red Smith ¹
1954	Ralph Torrance ¹
	Jerry Berger ¹
	Bob Pascal ¹
	Fred Campbell ¹
1955	Sonny Sorrell ¹
	Jesse Birchfield ¹
	Bob Pascal ¹
1956	Buddy Bass ¹
	Sidney Deloatch ¹
	Sonny Jurgensen ¹
	Roy Hord ²
	Charlie Klinger ²
	Hal McElhane ²
1957	Tom Topping ¹
	Roy Hord ¹
	Wray Carlton ¹
	Hal McElhane ²
	Bill Thompson ²
1958	Mike McGee ¹
	Wray Carlton ¹
1959	Mike McGee ¹
	Joel Arrington ¹
	Dwight Bumgarner ²
	Jim Gardner ²
1960	Tee Moorman ¹
	Dwight Bumgarner ¹
	Art Browning ¹
	Mark Leggett ¹
	Don Altman ²
1961	Art Gregory ¹
	Jean Berry ¹
	Mark Leggett ²
	Walt Rappold ²
1962	Art Gregory ¹
	Jean Berry ¹
	Mike Curtis ¹
	Paul Bengel ²
	Mark Leggett ²
	Pete Widener ²
1963	Stan Crisson ¹
	Chuck Walker ¹
	Jay Wilkinson ¹
	Scotty Glacken ²
1964	Dan Lonon ¹
	Mike Curtis ¹
	Fred Cromartie ¹
	Chuck Drulis ²
	Scotty Glacken ²
	J.V. McCarthy ²
1965	Chuck Drulis ¹
	Bill Jones ¹
	Chuck Stavins ¹
	John McNabb ¹
	Jay Calabrese ¹
	Bob Matheson ¹
1966	Dave Dunaway ¹
	Bob Matheson ¹
	Bob Foyle ¹
1967	Andy Beath ¹
	Mike Murphy ¹
	Bob Foyle ¹
1968	Dick Biddle ¹
	Leo Hart ¹
	Henley Carter ¹

1969	Leo Hart ¹
	Rich Searl ¹
1970	Leo Hart ¹
	Dick Biddle ¹
	Rich Searl ¹
	Bruce Mills ¹
	Wes Chesson ¹
1971	Ernie Jackson ¹
	Ed Newman ¹
	Rich Searl ¹
	Bill Hanenberg ¹
1972	Steve Jones ¹
	Ed Newman ¹
	Bill Hanenberg ¹
	Melvin Parker ¹
	Dale Grimes ¹
1973	Keith Stoneback ¹
	John Ricca ¹
	Ernie Clark ¹
1974	Keith Stoneback ¹
	Denis Turner ¹
	Jeff Christopher ¹
	Troy Slade ¹
1975	Billy Bryan ¹
	Gary Pellom ¹
	Dave Dusek ¹
	Dave Meier ¹
	Bob Grupp ¹
	Troy Slade ¹
1976	Billy Bryan ¹
	Tom Hall ¹
	Vince Fusco ¹
	Carl McGee ¹
	Bob Grupp ¹
1977	John Patterson ¹
1980	John Brinkman ¹
	Dennis Tabron ¹
1981	Cedric Jones ¹
	Charles Bowser ¹
	Dennis Tabron ¹
1982	Chris Castor ¹
	Ben Bennett ¹
	Philip Ebinger ¹
	Robert Oxendine ¹
	Emmett Tilley ¹
1983	Mark Militello ¹
	Mike Grayson ¹
	Philip Ebinger ¹
	Ben Bennett ¹
	Scott Russell ¹
1985	Mike Junkin ¹
1986	Mike Junkin ¹
1987	Clarkston Hines ¹
1988	Clarkston Hines ¹
	Chris Port ¹
	Anthony Dilweg ¹
	Dave Colonna ¹
	Ted McNairy ²
	Roger Boone ²
	John Howell ²
1989	Clarkston Hines ¹
	Chris Port ¹
	Carey Metts ¹
	Randy Cuthbert ¹
	Dave Colonna ²
	Erwin Sampson ²
	George Edwards ^{HM}
	John McDonald ^{HM}
	Chip Nitowski ^{HM}
1990	Marc Mays ²
	Randy Cuthbert ²
1991	Pete Petroff ²
1992	Randy Cuthbert ²
	Tim Davis ²
1993	Brad Sherrod ²
	Ray Farmer ³
	John Krueger ³

1994	Robert Baldwin ¹
	Ray Farmer ¹
	Matt Williams ¹
	John Zuanich ¹
	Jeroen Egge ²
	Bill Khayat ²
	Billy Granville ²
1995	Ray Farmer ¹
	Jeff Hodrick ²
	Bill Khayat ²
	Tom Cochran ^{HM}
	Jeroen Egge ^{HM}
	Spence Fischer ^{HM}
	James Kirkland ^{HM}
	John Krueger ^{HM}
	Jon Merrill ^{HM}
	Corey Thomas ^{HM}
1996	John Krueger ²
1997	Sims Lenhardt ¹
	Chris Melita ²
	Chris Combs ²
	Scottie Montgomery ²
1998	Chris Combs ¹
	Sims Lenhardt ²
1999	Chris Combs ¹
	Sims Lenhardt ²
	Brian Morton ²
2000	Brian Morton ¹
	Mike Hart ²
2001	Mike Hart ¹
	Chris Douglas ^{HM}
	Ronnie Hamilton ^{HM}
2002	Shawn Johnson ¹
	Alex Wade ²
	Ryan Fowler ^{HM}
	Matt Zielinski ^{HM}
2003	Chris Douglas ¹
	Matt Zielinski ¹
	Ryan Fowler ²
	Terrell Smith ²
2004	John Talley ²
2005	John Talley ¹
2006	John Talley ¹
2007	Eron Riley ²
2008	Michael Tauliili ¹
	Thaddeus Lewis ²
	Eron Riley ²
	Vince Oghobaase ^{HM}
2009	Donovan Varner ¹
	Thaddeus Lewis ²
	Vincent Rey ²
	Will Snyderwine ²
	Vince Oghobaase ^{HM}
	Leon Wright ^{HM}
2010	Will Snyderwine ²
	Conner Vernon ²
	Cooper Helfet ^{HM}
	Abraham Kromah ^{HM}
2011	Matt Daniels ¹
	Alex King ²
	Conner Vernon ²
	Cooper Helfet ^{HM}
2012 – ACSMA	Ross Cockrell ¹
	Will Monday ¹
	Conner Vernon ²
	Walt Canty ²
	Kenny Anunike ^{HM}
	Jamison Crowder ^{HM}
	Dave Harding ^{HM}
	Ross Martin ^{HM}
	Perry Simmons ^{HM}

2012 – COACHES	Ross Cockrell ¹
	Will Monday ¹
	Conner Vernon ¹
	Walt Canty ²
	Kenny Anunike ^{HM}
	Jamison Crowder ^{HM}
	Ross Martin ^{HM}
2013 – ACSMA	Kelby Brown ¹
	Jeremy Cash ¹
	Ross Cockrell ¹
	Jamison Crowder ¹ ^{WR: 2 RS}
	Kenny Anunike ²
	Will Monday ²
	Laken Tomlinson ²
	Braxton Deaver ³
	DeVon Edwards ³ ^{RS}
	Perry Simmons ³
	Ross Martin ^{HM}
2013 – COACHES	Jamison Crowder ¹ ^{WR: 1 RS}
	Laken Tomlinson ¹
	Kenny Anunike ²
	Kelby Brown ²
	Jeremy Cash ²
	Ross Cockrell ²
	Braxton Deaver ³
	Will Monday ³
	Perry Simmons ³
2014 – ACSMA	Jamison Crowder ¹ ^{WR: 1 RS}
	David Helton ¹
	Laken Tomlinson ¹
	Jeremy Cash ²
	Takoby Cofield ³
	DeVon Edwards ³ ^{RS; HM S}
	Matt Skura ³
	Ross Martin ³
	Will Monday ^{HM}
2014 – COACHES	Jamison Crowder ¹ ^{WR: 1 RS}
	Laken Tomlinson ¹
	Jeremy Cash ²
	David Helton ²
	Ross Martin ³
	Will Monday ³
	Anthony Boone ^{HM}
	Matt Skura ^{HM}
2015 – ACSMA	Jeremy Cash ¹
	DeVon Edwards ¹ ^{RS; HM S}
	Matt Skura ¹
	Ross Martin ³
	Will Monday ³
	Dwayne Norman ³
	Casey Blaser ^{HM}
	Lucas Patrick ^{HM}
2015 – COACHES	Jeremy Cash ¹
	Matt Skura ¹
	DeVon Edwards ² ^{RS; HM S}
	Ross Martin ²
	Dwayne Norman ²
	Will Monday ³
	Lucas Patrick ^{HM}
2016 – ACSMA	Breon Borders ³
	Ben Humphreys ³
	Joe Giles-Harris ^{HM}
2016 – COACHES	Breon Borders ³
	Ben Humphreys ³
	Joe Giles-Harris ^{HM}
2017	Mark Gilbert ¹
	Joe Giles-Harris ¹

	Austin Davis ³
	Jeremy McDuffie ³
	Mike Ramsay ³
	T.J. Rahming ^{HM}
	Shaun Wilson ^{HM}
2018	Joe Giles-Harris ¹
	Deon Jackson ²
	Daniel Helm ³
	T.J. Rahming ³
	Ben Humphreys ^{HM}
	Dylan Singleton ^{HM}
2019	Victor Dimukeje ²
	Noah Gray ²
	Damond Philyaw-Johnson ²
	Koby Quansah ³
	Chris Rumph II ³
	Austin Parker ^{HM}
	AJ Reed ^{HM}
	Jack Wohlabaugh ^{HM}
2020	Chris Rumph II ²
	Michael Carter II ³
	Victor Dimukeje ^{HM}
2021	Mataeo Durant ¹
	Jake Bobo ³
	DeWayne Carter ³
	Shaka Heyward ³
	Jacob Monk ^{HM}
	Jaylen Stinson ^{HM}
	Jak Wohlabaugh ^{HM}

¹First team ²Second team ³Third team
^{HM}Honorable mention

NOTE: From 2012-16, the ACC recognized two all-conference teams voted on by the league's media (ACSMA) & head coaches; Beginning in 2017, the ACC recognized one all-conference team voted on by a panel of head coaches & media

Freshman All-ACC	
2001	Micah Harris ¹
	Trey McDonald ¹
	Jim Scharrer ¹
	Kenneth Stanford ¹
2002	Ronnie Elliott ¹
	Brian Greene ¹
2003	Ben Patrick ¹
	John Talley ¹
2004	Chris Davis ¹
2005	Cameron Goldberg ¹
	Michael Tauliili ¹
2006	Jarrod Holt ¹
	Vince Oghobaase ¹
2007	Nick Maggio ¹
	Bryan Morgan ¹
	Wesley Oglesby ¹
2009	Brian Moore ¹
	Desmond Scott ¹
	Conner Vernon ¹
2016	Zach Baker ²
	Mark Gilbert ²
	Joe Giles-Harris ¹
	Daniel Jones ²
	Aaron Young ²

¹First team ²Second team
 NOTE: *Sporting News* (2001-07 & 2009);
Athlon Sports (2016)

Academic All-ACC	
<i>To be eligible for the Academic All-ACC Team, a player must have earned a 3.00 grade point average for the fall semester or have maintained a 3.00 cumulative average during his academic career.</i>	
1954	Fred Beasley

1956	Nick Kredich	1989	Roger Boone	2004	Giuseppe Aguanno	2012	Kenny Anunike	Anthony Nash
1957	John Thompson		Tom Corpus		Brendan Dewan		Brandon Braxton	Alonzo Saxton II
1959	John Tinnell		Rodney Dickerson		Christian Mitchell		Kyler Brown	Erich Schneider
	Edwin Lyon, Jr.		Doug Kley		Eli Nichols		Lee Butler	Tanner Stone
	Butch Allie		Billy Ray		Andy Roland		Ross Cockrell	Chris Taylor
1960	Dwight Bumgarner	1990	Bobby Highsmith		Malcolm Ruff		Tony Foster	A.J. Wolf
	Butch Allie		Travis Pearson		Mike Schneider	2017	C.J. France	Gabe Brandner
1961	Fred McCollum		Billy Ray		Kenneth Stanford		Dave Harding	Austin Davis
	John Tinnell	1991	Preston Anderson	2005	Patrick Bailey		David Helton	Bryon Fields Jr.
1962	Dick Havens		Chris Brown		Lavdrim Bauta		Dezmond Johnson	Daniel Helm
	Billy Futrell		Stanley Dorsey		Brendan Dewan		Ross Martin	Tre Hornbuckle
1963	Mike Curtis		Brandon Moore		Mike Dowling		Brian Moore	Ben Humphreys
1965	Bill Jones		Travis Pearson		Tyler Krieg		Will Monday	Daniel Jones
	Mike Shasby		Erwin Sampson		Eli Nichols		Dwayne Norman	Davis Koppenhaver
1966	Roger Hayes		Wyatt Smith		Andy Roland		Sean Renfree	Evan Lisle
1967	Andy Beath	1992	Randy Cuthbert		Matt Rumsey		Sydney Sarmiento	Johnathan Lloyd
	Bob Lasky		Tim Davis	2006	Patrick Bailey		Perry Simmons	Koby Quansah
1968	Dave Trice		Brandon Moore		Alex Feinberg		Josh Snead	Alonzo Saxton II
1969	Jim Dearth		Travis Pearson		Zach Maurides		Laken Tomlinson	Chris Taylor
	John Cappellano	1993	Zaid Abdul-Aleem		Eli Nichols		Juwan Thompson	Brittain Brown
	Curt Rawley		David Lowman		Matt Rumsey	2013	Conner Vernon	Michael Carter II
	Dave Trice		Travis Pearson		Nick Stefanow		Brandon Braxton	Rakavius Chambers
1970	Curt Rawley		Brad Sherrrod	2007	Patrick Bailey		Kelby Brown	Joe Giles-Harris
1972	Bob Parrish		David Waffle		Ronnie Drummer		Kyler Brown	Quentin Harris
	Ben Fordham	1994	Zaid Abdul-Aleem		Thaddeus Lewis		Ross Cockrell	Daniel Helm
1973	Ben Fordham		Robert Baldwin		Wesley Oglesby		Jamison Crowder	Ben Humphreys
1974	Ben Fordham		Jeroen Egge		Matt Rumsey		DeVon Edwards	Daniel Jones
	David Schmit		Ray Farmer	2008	Adrian Aye-Darko		Bryon Fields Jr.	Davis Koppenhaver
	Dave Dusek		Spence Fischer		Cameron Goldberg		Dave Harding	Johnathan Lloyd
	Mark Landon		Bill Khayat		Kevin Jones		David Helton	Chris Taylor
1975	Dave Dusek		Matt Williams	2009	Adam Banks		Dezmond Johnson	Marquis Waters
	Greg Mencio	1995	Laymarr Marshall		Lee Butler		Ross Martin	Zach Baker
	Ed Kornberger		Tawambi Settles		Matt Daniels		Max McCaffrey	Scott Bracey
	Bob Corbett		Mike Stallmeyer		Kyle Hill		Will Monday	Michael Carter II
1976	Greg Mencio	1996	Chike Egbuniwe		Kevin Jones		Garett Patterson	Rakavius Chambers
	Dan Brooks		Jeff Hodrick		Mitchell Lederman		Shaquille Powell	Noah Gray
	Steve Edwards		John Krueger		Brian Moore		David Reeves	Quentin Harris
	Kirk May		Chad Melita		Vincent Rey		Sydney Sarmiento	Casey Holman
1977	Kevin Kelly		Marc Wilson		Chris Rwabukamba		Perry Simmons	Tre Hornbuckle
	Lyman Smith	1997	Darius Clark		Will Snyderwine		Laken Tomlinson	AJ Reed
	Scott Wolcott		Sims Lenhardt		Johnny Williams		Juwan Thompson	Marquis Waters
1978	Bob Riordan		Chad Melita	2010	Kelby Brown		Deion Williams	Aaron Young
	Scott Hamilton	1998	Chris Combs		Lee Butler	2014	Jamal Bruce	Jake Bobo
1979	Craig Hoskins		Todd DeLamielleure		Ross Cockrell		Jeremy Cash	Michael Carter II
	Kevin Kelly		Richmond Flowers		Matt Daniels		DeVon Edwards	Rakavius Chambers
	Scott Hamilton		Lennie Friedman		Dave Harding		Bryon Fields Jr.	Victor Dimukeje
1980	Gary Garstkiewicz		B.J. Hill		Cooper Helfet		David Helton	Ben Frye
1981	Robert Oxendine		Sims Lenhardt		Kyle Hill		Ross Martin	Noah Gray
	Ron Frederick		Ryan Stallmeyer		Brian Moore		Will Monday	Charlie Ham
	Brick Johnstone		Chris Combs		Sean Renfree		Shaquille Powell	Devery Hamilton
	Bill Obremsky	1999	Terrence Dupree		Chris Rwabukamba		David Reeves	Casey Holman
1982	Carl Franks		Ben Erdeljac		Perry Simmons		Thomas Sirk	Marquis Waters
	Bill Obremsky		Sims Lenhardt		Will Snyderwine		Josh Snead	Porter Wilson
1983	Mark Miliello		Gannon Shepherd		Donovan Varner		Laken Tomlinson	Graham Barton
	Brick Johnstone		Ryan Stallmeyer	2011	Brandon Braxton		Shaun Wilson	Josh Blackwell
	Bill Obremsky		Letavious Wilks		Kelby Brown	2015	Tinashe Bere	Jake Bobo
1984	Chuck Herring	2000	Duane Epperson		Jordon Byas		Gabe Brandner	DeWayne Carter
	Lewis Kornberg		Ben Erdeljac		Lee Butler		Zavier Carmichael	Ben Frye
	Bud Nixon		Mike Hart		Ross Cockrell		DeVon Edwards	Casey Holman
	Scott Wilkinson	2001	Chris Douglas		John Coleman		Ben Humphreys	Jackson Hubbard
1985	Justin Beckett		Ben Erdeljac		Matt Daniels		Ross Martin	Dorian Mausii
	Roy Brabson		Mike Hart		Braxton Deaver		Max McCaffrey	Porter Wilson
	Dave Lindquist		Shawn Johnson		C.J. France		Will Monday	
	Mark Moseley		Jim Scharrer		Dave Harding		Shaquille Powell	
	Mike Diminick	2002	Chris Douglas		Charlie Hatcher		Alonzo Saxton II	
1986	Brad Paddock		Ryan Fowler		Cooper Helfet		Thomas Sirk	
1987	Andy Andreasik		Shawn Johnson		David Helton		Tanner Stone	
	Mike Diminick		Calen Powell		Dezmond Johnson		A.J. Wolf	
	Steve Slayden		Drew Strojny		Sean Renfree	2016	Gabe Brandner	
1988	Stuart Albright		Alex Wade		Perry Simmons		Austin Davis	
	Jeff Brown		Matt Zielinski		Will Snyderwine		DeVon Edwards	
	Mike Diminick	2003	Giuseppe Aguanno		Laken Tomlinson		Bryon Fields Jr.	
	Ken Hull		Phillip Alexander		Juwan Thompson		Joe Giles-Harris	
	Doug Kley		Chris Douglas		Donovan Varner		Daniel Jones	
	Lindsay Marshall		Christian Mitchell				Johnathan Lloyd	
	Kevin Patterson		Kenneth Stanford				Corbin McCarthy	
			Drew Strojny					

ACC Player of the Week

1968	Dick Biddle	DL	at South Carolina	31 tackles (school record)	Stanley Broadie	R	Navy	11-106 rushing & 1 TD	
	Leo Hart	OB	at South Carolina	16-25, 214 yards & 1 TD	Ned Gonet	R ^{CO}	at South Carolina	19-110 rushing	
	Ken Bombard	OL	Georgia Tech	Duke 594 total yards	John Patterson	OL	at South Carolina	Duke 5.2 yards per play	
	Dick Biddle	DL	Wake Forest	7 tackles & 2 PBUs	Tom Hall	OL	at Georgia Tech	8-89 receiving & 1 TD	
	Mike Fitzpatrick	DB	Wake Forest	Duke held WF to 3 points	Bill King	DB	at Wake Forest	7 tackles, 1.0 TFL	
1969	Leo Hart	OB	at Wake Forest	21-28, 262 yards & 1 TD	Mike Dunn	OB	N.C. State	344 total yards	
	Ken Bombard	OL	at N.C. State	Duke 407 total yards	1978	Stanley Driskell	OB	Georgia Tech	6-15, 153 yards & 1 TD
	Leo Hart	OB	Clemson	17-27, 212 yards	Tom Luongo	OL	South Carolina	Duke 201 rushing yards	
	Rich Searl	DB	Clemson	2 tackles, 1 INT, 3 PBUs	Kevin Kelly	OL	Virginia	Duke 5.2 yards per play	
	Wes Chesson	OL	North Carolina	53-yard TD on "Shoestring play"	Bobby Brower	R	at North Carolina	22-124 rushing	
1970	Steve Jones	OB	vs. Florida	13-104 rushing & 1 TD	1979	Paul Heinsohn	DL	East Carolina	8 tackles
	Wes Chesson	OL	Virginia	8-106 receiving	Ron Frederick	OL	at Richmond	5-97 receiving	
	Bob Fitch	OL	at Ohio State		Brent Clinkscale	R	at North Carolina	6-10, 64 yards & 1 TD	
	Dick Biddle	DL	at West Virginia	Duke held No. 11 WVU to 273 yards	1980	Ben Bennett	R	at Indiana	10-26, 163 yards & 1 TD
	Steve Jones	OB	at West Virginia	22-98 rushing & 2 TDs	Ben Bennett	OB	at Clemson	21-31, 257 yards & 1 TD	
	Rich Searl	DB	at N.C. State	1 INT; Duke held NCS to 167 yards	Dennis Tabron	DB	at Clemson	3 INTs + 1 87-yard return for TD	
	Leo Hart	OB	at Clemson	26-36, 287 yards & 1 TD	Mike Grayson	R	Georgia Tech	24-105 rushing & 1 TD	
	Wes Chesson	OL	Georgia Tech	8-142 receiving	Ben Bennett	OB	Wake Forest	38-62, 469 yards	
	Leo Hart	OB	Wake Forest	17-27, 216 yards	1981	Ron Sally	OB	at Virginia	18-36, 336 yards & 2 TDs
1971	Ernie Jackson	DB	vs. Florida	1 INT	Robert Oxendine	OL	East Carolina	Duke 465 total yards	
	Steve Jones	OB	vs. Florida	40-204 rushing	Joby Branion	R	Virginia Tech	3 tackles, 2 INTs	
	Ernie Jackson	DB	South Carolina	2 TDs (INT [30] & PR [74] returns)	Emmett Tilley	DL	Virginia Tech	18 tackles, 5.0 TFL	
	Bill Hanenberg	DB	at Virginia	2 INTs; Duke held UVA to 271 yards	Cedric Jones	OL	at Maryland	6-183 receiving & 2 TDs	
	Ed Newman	OL	at Virginia	RB Steve Jones: 23-140 & 2 TDs	Phillip Ebinger	OL	at Georgia Tech	Duke 341 total yards	
	Ernie Jackson	DB	at Stanford	54-yard INT return for TD	Mike Grayson	OB	at Wake Forest	24-106 rushing	
	Bob Parrish	DL	at Stanford	5 tackles, 1 FR, 1 PBU	Robert Oxendine	OL	at Wake Forest	Duke 542 total yards	
	Dale Grimes	OL	N.C. State	Duke 41 points & 366 total yards	Dan Yellott	DL	N.C. State	Duke held NCS to 211 total yards	
	Ernie Jackson	OB	at Navy	17-83 rushing & 1 TD	1982	Johnny Hill	DB	at Tennessee	11 tackles, 1.0 TFL, 1 INT
	Mike Davies	DB	West Virginia	3 INTs; Duke held WVU to 320 yards	Robert Oxendine	OL	at Tennessee	Duke 503 total yards	
1972	Ernie Clark	R	at Washington	9 tackles, 1 FR, 1 PBUs	Chris Castor	OL	at South Carolina	2 TD receptions	
	Ed Newman	DL	Stanford	Duke held No. 19 STAN to 168 yards	Ben Bennett	OB	Virginia	21-30, 291 yards & 3 TDs	
	Bill Hanenberg	DB	Virginia	4 tackles, 1 INT, 3-17 PR, 1-20 KOR	Nick Buoniconti	R	at Georgia Tech	16 tackles, 1.0 TFL	
	Steve Jones	OB	Virginia	28-188 rushing & 3 TDs	Chris Castor	OL	Wake Forest	11-283 receiving & 3 TDs	
	Winslow Stillman	DB	at Clemson	Duke held CLEM to 214 total yards	² Ben Bennett	OB	North Carolina	25-34, 273 yards & 1 TD	
	Mark Johnson	OB	Maryland	19-114 rush & 1 TD + 1 TD pass	Mark Militello	OL	North Carolina	11-136 receiving	
	Dale Grimes	OL	vs. Navy	Duke 280 rushing yards	Pete Stubbs	R	North Carolina	11 tackles, 2.0 TFL	
	Mark Johnson	R	Georgia Tech	9-15, 156 yards + 2 rushing TDs	1983	Mark Militello	OL	Clemson	13-132 receiving & 1 TD
	Bob Parrish	DL	Georgia Tech	Duke held GT to 260 total yards	Mark Militello	OL	Georgia Tech	13-140 receiving	
	Buster Cox	DB	Wake Forest	7 tackles, 1.5 TFL	Mike Grayson	OB ^{CO}	at Wake Forest	39-152 rushing & 2 TDs	
	Bill Hanenberg	DB	at North Carolina	Duke held UNC to 194 total yards	Ben Bennett	OB	N.C. State	32-48, 442 yards & 3 TDs	
1973	Don Shannon	DL	at Tennessee	7 tackles, 0.5 TFL, 3 FRs	Ben Bennett	OB	at North Carolina	27-35, 323 yards & 2 TDs	
	Rich Brienza	OL	Washington	Duke 227 rushing yards	Mike Junkin	R	at North Carolina	10 tackles	
	Troy Slade	R	Washington	5-78 PR, 3-79 KOR	1984	Julius Grantham	OB	Indiana	31-141 rushing & 1 TD
	Tony Benjamin	R	Clemson	16-144 rushing	Steve Slayden	R	Wake Forest	13-25, 108 yards	
	Keith Stoneback	DL	N.C. State	23 tackles	Chuck Herring	OL	at N.C. State	6-85 receiving	
	Tony Benjamin	R	at Georgia Tech	32-181 rushing	Steve Slayden	R	North Carolina	27-42, 291 yards & 1 TD	
	Tony Benjamin	R	at Wake Forest	41-186 rushing & 1 TD	1985	Paul Constantino	OL	Northwestern	Duke 402 total yards
	John Ricca	DL	North Carolina	4 tackles, 1.0 TFL	Roy Brabson	OL	Ohio	Duke final 27 points for 34-13 win	
	Troy Slade	R	North Carolina	1-12 receiving; 3-134 KOR; 1-28 PR	Mike Junkin	LB	N.C. State	11 tackles, 1.0 TFL, 1 PBU	
1974	Bob Corbett	R	at N.C. State	14-22, 196 yards & 1 TD	Fonda Williams	DB	N.C. State	6 tackles, 1 FR, 4 PBUs	
	Jeff Christopher	DB	at South Carolina	2 INTs	1986	T.J. Edwards	R	Ohio	4 tackles
	Larry Martinez	OB	at South Carolina	36-199 rushing & 3 TDs	Mike Junkin	DL	Virginia	14 tackles	
	Jeff Christopher	DB	Virginia	5 tackles, 1 FR, 1 PBU	Doug Green	OL	Maryland	7-110 receiving & 2 TDs	
	Ronnie Hoots	DB	Purdue	3 tackles	Paul Constantino	OL	Wake Forest	Duke 273 rushing yards	
	Bruce Snyder	OL	Army West Point	Duke 477 total yards	Chris Port	R	at N.C. State		
	Craig Stephensen	DL	Army West Point	16 tackles	1987	Dave Demore	DL	Colgate	7 tackles, 3.0 TFL, 2.0 sacks
	Bob Grupp	R	Georgia Tech	9-402 punt, 2 tackles, 1.0 TFL, 1 PBU	Dewayne Terry	DB	Northwestern	8 tackles, 2 INTs, 2 PBUs	
	Keith Stoneback	DL	Georgia Tech	14 tackles, 3.0 TFL	Clarkston Hines	OL	at Maryland	8-154 receiving	
	Art Gore	R	Wake Forest	22-107 rushing & 2 TDs	Steve Slayden	OB	Georgia Tech	31-50, 396 yards & 6 TDs	
1975	Billy Bryan	OL	Virginia	Duke 398 total yards	Steve Ryan	OL	Georgia Tech	Duke 559 total yards	
	Carl McGee	R	Virginia	6 tackles, 1.0 TFL	Clarkston Hines	OL	N.C. State	11-192 receiving & 3 TDs	
	Carl McGee	DB	at Army West Point	68-yard INT return for TD	Andy Andreasik	DL	at North Carolina	6 tackles, 3.0 TFL, 2.0 sacks, 1 INT, 1 CF	
	Mike Dunn	R	Clemson	6-10, 114 yards; 15-79 rushing & 1 TD	Clarkston Hines	OL	at North Carolina	5-122 receiving & 2 TDs	
	Gary Pellom	OL	Clemson	Duke 456 total yards (299 rush)	1988	Anthony Dilweg	OB	at Northwestern	29-40, 353 yards & 2 TDs
	Billy Bryan	OL	at Wake Forest	Duke 540 total yards	Anthony Dilweg	OB	at Tennessee	21-32, 311 yards & 3 TDs	
	Billy Bryan	OL	N.C. State	Duke 386 rushing yards	Clarkston Hines	OL	at Tennessee	8-145 receiving & 3 TDs	
1976	Jim Reilly	DL	at Tennessee	18 tackles	Walter Jones	R	The Citadel	7-137 receiving & 1 TD	
	Carl McGee	DL	at Virginia	10 tackles	Ted McNairy	OL	The Citadel	Duke 607 total yards	
	Billy Bryan	OL	at Miami	Duke 178 rushing yards	Chris Port	OL	Virginia	Duke 469 total yards, 11-19 3rd downs	
	Vince Fusco	OB	at Clemson	6 FGs (27, 22, 22, 25, 36 & 57)	Roger Boone	OB	at Vanderbilt	15-94 receiving	
	Mike Dunn	OB	Georgia Tech	7-13, 57 yards; 19-168 rushing & 2 TDs	Carey Metts	OL	at Vanderbilt	Duke 419 total yards	
	Mike Dunn	OB	at North Carolina	7-13, 109 yards; 17-130 rushing & 4 TDs + 1 PAT	John Howell	DL	at Georgia Tech	9 tackles	
1977	Ned Gonet	R	at Michigan	5-25 rushing + 3-20 receiving	Roger Boone	OB	at N.C. State	17-131 rushing & 1 TD + 9-69 receiving & 1 TD	
	Bill King	DL	at Virginia	9 tackles	Roger Boone	OB	North Carolina	23-157 rushing & 2 TDs + 11-138 receiving	

1989	George Edwards	DL	Clemson	11 tackles	⁴ Michael Tauiliili	DL	Virginia	16 tackles, 1 INT, 1 CF, 1 FR
	Clarkston Hines	RC	Clemson	6-96 receiving & 1 TD	Michael Tauiliili	DL	North Carolina	20 tackles
	Chris Port	OL	Clemson	Duke 419 total yards	2009 Leon Wright	DB	at Army West Point	4 tackles, 2 INT returns for TDs
	Clarkston Hines	RC	Army West Point	8-150 receiving & 3 TDs	⁵ Thaddeus Lewis	OB	at N.C. State	40-50, 459 yards & 5 TDs + 1 rush TD
	Billy Ray	OB	at Maryland	18-29, 270 yards & 3 TDs	Vincent Rey	DL	Maryland	8 tackles
	Randy Cuthbert	OB	Georgia Tech	32-234 rushing & 3 TDs	Thaddeus Lewis	OB	at Virginia	24-40, 343 yards & 1 TD
	Dave Brown	OB	at Wake Forest	24-36, 444 yards & 4 TDs	Will Snyderwine	SP	at Virginia	5 FGs (44, 28, 34, 25 & 43)
	Clarkston Hines	RC	at Wake Forest	6-251 receiving & 3 TDs	Conner Vernon	R	at Virginia	7-103 receiving & 1 TD
	Chris Port	OL	at Wake Forest	Duke 52 points & 609 total yards	2010 Cooper Helfet	OL	at Navy	7-69 receiving
	Randy Cuthbert	OB	N.C. State	37-151 rushing	Will Snyderwine	SP	at Navy	2 FGs (30 & 40) & 4 PATs
	Clarkston Hines	RC	N.C. State	Becomes NCAA leader TD rec.	Cooper Helfet	OL	Virginia	7-122 receiving
	Clarkston Hines	RC	at North Carolina	8-162 receiving & 3 TDs	2011 Sean Renfree	OB	at FIU	28-43, 335 yards & 2 TDs
1990	Scott Youmans	DL	at South Carolina	10 tackles, 5.0 TFL, 3.0 sacks	Laken Tomlinson	OL	at FIU	Duke 335 pass yards & 2 rush TDs in 4th qtr
	Darrell Spells	DL	at Northwestern	20 tackles	2012 Conner Vernon	RC	at FIU	10-180 receiving & 1 TD
	Erwin Sampson	DB	at Army West Point	22 tackles, 2.0 TFL, 1 INT, 1 FR	Ross Cockrell	DB	N.C. Central	6 tackles, INT return for TD
	Stanley Dorsey	R	Western Carolina	4-87 receiving & 2 TDs	Jordan Byas	DB	at Wake Forest	11 tackles
	Randy Jones	SP	Wake Forest	97-yard KOR for TD	Walt Canty	DB	Virginia	14 tackles, 3.0 TFL
1991	Dave Brown	OB	at South Carolina	32-50, 323 yards & 2 TDs	Sean Renfree	OB	North Carolina	23-36, 276 yards & 1 TD
	Dave Brown	OB	Rutgers	18-26, 298 yards & 4 TDs	Jela Duncan	R	North Carolina	22-74 rushing & 1 TD
	Walter Jones	OL	Rutgers	5-159 receiving & 3 TDs	Perry Simmons	OL	North Carolina	Duke 510 total yards
1992	Spence Fischer	R	East Carolina	20-29, 222 yards & 3 TDs	Sean Renfree	OB	Miami	36-59, 432 yards & 4 TDs
	Sean Thomas	DB	East Carolina	3 tackles + 84-yard INT return for TD	Jamison Crowder	RC	Miami	8-203 receiving & 2 TDs
1993	Brad Breedlove	SP	Army West Point	43-yard PR for TD + 5-72 receiving	2013 Jamison Crowder	SP	N.C. Central	76-yard PR for TD
	Spence Fischer	OB	at Wake Forest	24-39, 275 yards & 2 TDs	Jamison Crowder	SP	Pittsburgh	82-yard PR for TD
	Tee Edwards	DB	at Wake Forest	12 tackles, 1 INT	Jeremy Cash	DB	Troy	14 tackles, 1 INT
1994	³ Robert Baldwin	OB	Maryland	33-238 rushing & 4 TDs	Jamison Crowder	RC	Troy	7-149 receiving & 1 TD
	Matt Williams	OL	Maryland	Duke 531 total yards	Anthony Boone	OB	Navy	31-38, 295 yards & 3 TDs
	Billy Granville	DB	East Carolina	13 tackles, 1 INT	Perry Simmons	OL	Navy	Duke 435 total yards
	Adam Geis	SP	Army West Point	5-69 PR + 1-18 KOR + 2 TD rec.	Kelby Brown	LB	at Virginia Tech	14 tackles, 1.0 TFL, 1 INT
	Robert Baldwin	OB	at Georgia Tech	41-162 rushing & 3 TDs	Ross Martin	SP	at Virginia Tech	2 FGs (51 & 53)
	Chad Melita	R	at Georgia Tech	Duke 393 total yards	Kenny Anunike	DL	N.C. State	11 tackles, 1.0 TFL
	Ray Farmer	DB	Clemson	7 tackles, 1.0 TFL, 1 blk. punt TD	Kelby Brown	LB ^{CO}	N.C. State	10 tackles, 2.0 TFL, 1.0 sack, 1 CF
	Bill Khayat	OL	Clemson	10-119 receiving & 1 TD	DeVon Edwards	R	N.C. State	3 TDs (2 INTs & 1 KOR)
	Jeroen Egge	OL	at Wake Forest	Duke 504 total yards	Kelby Brown	LB	Miami	17 tackles, 1.0 TFL, 1 CF, 1 QBH
	John Krueger	SP	at Florida State	10-466 punting (46.6)	Deondre Singleton	DB	Miami	10 tackles, 1 INT, 2 PBUs
	Ray Farmer	DB	Virginia	11 tackles	Jamison Crowder	RC	at Wake Forest	10-121 receiving & 2 TDs
1995	John Krueger	SP	vs. Florida State	9-402 punting (44.6)	Anthony Boone	OB	at North Carolina	23-34, 274 yards & 2 TDs
	Ray Farmer	DB	at Army West Point	21 tackles	2014 ⁶ Shaun Wilson	R	Kansas	12-245 rushing & 3 TDs
	Alonzo Moyer	R	Wake Forest	3 tackles + 40-yard INT return for TD	Takoby Cofield	OL	Tulane	Duke 47 points & 437 total yards
1996	Letavious Wilks	R	Maryland	19-137 rushing & 2 TDs	Jeremy Cash	DB	at Miami	10 tackles, 1.0 TFL, 2 CFs, 1 PBU
1997	Sims Lenhardt	SP	Army West Point	GW 21-yard FG (:51; 4th)	Jeremy Cash	DB	at Georgia Tech	7 tackles, 1 INT, 1 FR, 1 PBU
	Spencer Romine	R	Army West Point	12-20, 159 yards & 1 TD (1st start)	Matt Skura	OL	Virginia	Duke 30-155 rushing
	Scottie Montgomery	SP	Florida State	5-146 KOR	Jamison Crowder	RC	at Pittsburgh	9-165 receiving & 2 TDs
	Corey Thomas	OB	Georgia Tech	16-276 receiving & 4 TDs	DeVon Edwards	SP	at Pittsburgh	99-yard KOR for TD
1998	B.J. Hill	R	Western Carolina	23-121 rushing	DeVon Edwards	SP	at Syracuse	52-yard PR for TD
	Lennie Friedman	OL	at Northwestern	Duke 44 points & 575 total yards	2015 Jamison Crowder	RC	at Tulane	11-109 receiving & 1 TD
	Sims Lenhardt	SP	at Wake Forest	GW 32-yard FG (1:48; 4th)	⁷ Jeremy Cash	DB	Georgia Tech	12 tackles, 3.0 TFL, 1.0 sack, 2 CFs, 4 QBHs
	Kenan Holley	DB	Clemson	12 tackles, 2 INTs	DeVon Edwards	SP	Georgia Tech	100-yard KOR for TD
	Sims Lenhardt	SP	at Vanderbilt	4 FGs (25, 54, 53 & 45)	A.J. Wolf	DL	Georgia Tech	8 tackles
1999	Scottie Montgomery	OB	at Virginia	8-172 receiving; 1-1, 9 yards & 1 TD	Ross Martin	SP	Boston College	3 FGs (36, 38 & 53)
	Spencer Romine	OB	at Maryland	27-42, 404 yards & 3 TDs	⁸ Thomas Sirk	OB	at Virginia Tech	19-39, 270 yards & 4 TDs; 18-109 rush & 1 PAT
	Scottie Montgomery	SP	Wake Forest	99-yard KOR for TD	DeVon Edwards	SP	at Virginia	94-yard KOR for TD
2000	Brian Morton	SP	Virginia	7-338 punting (48.3) with 4 120	2016 ⁹ Daniel Jones	R	at Notre Dame	24-32, 290 yards & 2 TDs
	Ronnie Hamilton	SP	at Florida State	84-yard PR for TD	Shaun Wilson	SP	at Notre Dame	96-yard KOR for TD
2001	Ryan Fowler	DB	at Georgia Tech	17 tackles & 1 INT	Deondre Singleton	DB	Army West Point	5 tackles, 1 INT, 1 FR
	Mike Hart	OL	Vanderbilt	4-86 receiving & 1 TD	Daniel Jones	R	at Georgia Tech	22-36, 305 yards & 2 TDs
	Mike Hart	OL	N.C. State	10-165 receiving & 2 TDs	Ben Humphreys	LB	Virginia Tech	16 tackles, 1.5 TFL
2002	Brent Garber	SP	East Carolina	3 FGs (28, 56 & 41)	¹⁰ Daniel Jones	R	North Carolina	22-34, 240 yards & 1 TD + 2 rush TDs
	Drew Strojny	OL	East Carolina	Duke 36:29 TOP, 0 TOs	Joe Giles-Harris	LB ^{CO}	North Carolina	16 tackles, 1.0 TFL
	Brendan Dewan	R	East Carolina	12 tackles, 3.0 TFL, 1 INT, 1 FR	Daniel Jones	R	at Miami	34-50, 316 yards & 3 TDs
	Terrell Smith	DB	at Navy	8 tackles, 1 FR	2017 Evan Lisle	OL	Northwestern	Duke 41 points & 538 total yards
2003	Mike Schneider	R	Rice	16-31, 188 yards & 2 TDs	Mike Ramsay	DL	Baylor	5 tackles, 2.5 TFL, 1.0 sack, 2 QBH
	Terrell Smith	DB	Rice	16 tackles, 1 FR	Bryon Fields Jr.	DB	at North Carolina	4 tackles, INT return for TD
	Matt Zielinski	DL	at Tennessee	7 tackles, 3.0 TFL, 2.0 sacks	Joe Giles-Harris	LB	at Virginia	15 tackles, 3.5 TFL, 1.0 sack, 1 CF, 1 PBU
	Chris Douglas	OB	Georgia Tech	30-218 rushing & 2 TDs	2018 Ben Humphreys	LB	Northwestern	15 tackles; Duke allowed 7 points
	Rusty Wilson	OL	Georgia Tech	Duke 41 points & 394 total yards	Daniel Jones	QB	Northwestern	16-22, 192 yards & 3 TDs
	Mike Schneider	R	at North Carolina	5-10, 90 yards	Dylan Singleton	DB	Baylor	7 tackles, 1 FR, 1 CF, 1 PBU
	Brendan Dewan	DB	at North Carolina	6 tackles, 1 INT	Jack Wohlabough	OL	Baylor	4 knockdown blocks; Duke 40 points
2004	Brendan Dewan	DB	Clemson	10 tackles, 0.5 TFL	Joe Giles Harris	LB	Georgia Tech	15 tackles
	Matt Brooks	SP	Clemson	3 FGs (27, 21 & 53 (GW w/ :00/4th))	T.J. Rahming	WR	Georgia Tech	4-91 receiving & 1 TD; 200th career catch
2007	Vincent Rey	DB	at Northwestern	11 tackles, 2.0 TFL, 4 PBUs	Chris Rumph II	R	Georgia Tech	7 tackles, 4.0 TFL, 1.0 sack, 1 FR
	Eron Riley	OB	at Navy	6-235 receiving & 4 TDs	Deon Jackson	RB	Pittsburgh	3rd ACC player w/ 400+ AP yards
2008	Johnny Williams	R	Northwestern	11-135 receiving				10-162 rushing; 3-89 receiving & 1 TD + 6-152 KOR
	Thaddeus Lewis	OB	Navy	25-35, 317 yards & 3 TDs	Daniel Jones	QB	North Carolina	31-54, 361 yards & 3 TDs + 15-186 & 1 rush TD
	Vincent Rey	DB	Navy	12 tackles, 4.0 TFL, 1.0 sack, 1 FR for TD				

2019	Koby Quansah	LB	Virginia Tech	13 tackles, 0.5 sacks, 1 PBU, 1 FR
	Jack Wohlabaugh	OL	Virginia Tech	Duke 5 points & 422 total yards
	Victor Dimukeje	DL	Georgia Tech	6 tackles, 3.0 sacks, 1 CF, 2 QBH
	AJ Reed	SP	Syracuse	2 FGs (31 & 51)
	Damond Philyaw-Johnson	SP	Wake Forest	NCAA record 2 KORs for TDs
	Chris Rumph II	DL	Miami	8 tackles, 3.5 sacks, 1 CF, 1 QBH
2020	Victor Dimukeje	DL	Boston College	6 tackles, 3.5 sacks, 1 FF
	Charlie Ham	SP	Syracuse	3 FGs (36, 45 & 21) & 3 PATs
	Isaiah Fisher-Smith	SP	Charlotte	1 blocked punt, 1 recovered punt
	¹¹ Porter Wilson	SP	Georgia Tech	6-264 punting (44.0) with 4 50+ and 6 I20
	Porter Wilson	SP	Miami	7-312 punting (44.57) with 4 I20
2021	Mataeo Durant	RB	Charlotte	Broke Duke single-game rushing record; 29-255 rushing & 3 TDs, 2-37 receiving; 292 all-purpose yds.
	¹¹ Porter Wilson	SP	North Carolina A&T	3-160 punting (53.3) with 1 50+ and 2 I20
	¹² Charlie Ham	SP	Northwestern	12 pts.; 3-4 FGs, including 1 50 yarder
	DeWayne Carter	DL	Northwestern	2 FF, 1 PBU, 1 QB hurry and 3 tackles
	Lummie Young IV	DB	Northwestern	1 FF, 1 INT and 7 tackles
	¹¹ Porter Wilson	SP	Virginia	5-234 punting (46.8) with 1 50+ and 3 I20
	Jaylen Stinson	SP	Pittsburgh	7 KOR for 195 yds with 1 TD

¹Associated Press National Lineman of the Week²Sports Illustrated National Player of the Week³Sporting News National Player of the Week⁴Walter Camp Foundation National Defensive Player of the Week⁵Walter Camp Foundation National Offensive Player of the Week⁶Athlon Sports National Freshman of the Week⁷Walter Camp Foundation & FWAA National Defensive Player of the Week⁸Manning Star of the Week & O'Brien Award "Great 8" Performer of the Week⁹Manning Star of the Week & O'Brien Award "Great 8" Performer of the Week¹⁰Manning Star of the Week¹¹Ray's 8 Punter of the Week by the Ray Guy Award¹²'Star of the Week' by the Palm Beach Sports Commission Lou Groza Collegiate Placekicker Award**ACC Player of the Week****Overall Selections, Season**

1.	Clarkston Hines	1989	5
2.	Ernie Jackson	1971	4
	Jamison Crowder	2013	4
	Daniel Jones	2016	4
5.	Tony Benjamin	1973	3
	Billy Bryan	1975	3
	Ben Bennett	1980	3
	Clarkston Hines	1987	3
	Roger Boone	1988	3
	Kelby Brown	2013	3

Offensive Lineman Selections, Season

1.	Billy Bryan	1975	3
	Clarkston Hines	1987	3
3.	Wes Chesson	1970	2
	Robert Oxendine	1981	2
	Chris Castor	1982	2
	Mark Militello	1983	2
	Chris Port	1989	2
	Mike Hart	2001	2
	Cooper Helfet	2010	2

Offensive Back Selections, Season

1.	Roger Boone	1988	3
2.	Leo Hart	1969	2
	Leo Hart	1970	2
	Steve Jones	1970	2
	Mike Dunn	1976	2
	Ben Bennett	1980	2
	Ben Bennett	1982	2
	Ben Bennett	1983	2
	Anthony Dilweg	1988	2
	Randy Cuthbert	1989	2
	Dave Brown	1991	2
	Robert Baldwin	1994	2
	Thaddeus Lewis	2009	2
	Sean Renfree	2012	2
	Anthony Boone	2013	2

Receiver Selections, Season

1.	Clarkston Hines	1989	5
2.	Jamison Crowder	2013	2

Quarterback Selections, Season

1.	Daniel Jones	2018	2
----	--------------	------	---

Defensive Lineman Selections, Season

1.	Dick Biddle	1968	2
	Michael Tauililiili	2008	2

Linebacker Selections, Season

1.	Kelby Brown	2013	3
----	-------------	------	---

Defensive Back Selections, Season

1.	Ernie Jackson	1971	3
2.	Bill Hanenberg	1972	2
	Jeff Christopher	1974	2
	Ray Farmer	1994	2
	Jeremy Cash	2014	2

Specialist Selections, Season

1.	Sims Lenhardt	1998	2
	Jamison Crowder	2013	2
	DeVon Edwards	2015	2

Rookie Selections, Season

1.	Daniel Jones	2016	4
2.	Tony Benjamin	1973	3
3.	Troy Slade	1973	2
	Ned Gonet	1977	2
	Steve Slayden	1984	2
	Mike Schneider	2003	2

Overall Selections, Career

1.	Clarkston Hines	1986-89	9
2.	Ben Bennett	1980-83	7
	Jamison Crowder	2011-14	7
4.	Daniel Jones	2016-18	6
5.	Leo Hart	1968-70	5
6.	Ernie Jackson	1969-71	4
	Steve Jones	1970-72	4
	Billy Bryan	1973-76	4
	Mike Dunn	1975-78	4
	Chris Port	1986-89	4
	Jeremy Cash	2013-15	4
	DeVon Edwards	2013-16	4
13.	Dick Biddle	1967-70	3
	Wes Chesson	1968-70	3
	Bill Hanenberg	1970-72	3
	Tony Benjamin	1973-76	3
	Carl McGee	1975-78	3
	Robert Oxendine	1979-82	3
	Mike Grayson	1980-83	3
	Mike Militello	1981-83	3

Mike Junkin	1984-87	3
Steve Slayden	1984-87	3
Roger Boone	1987-89	3
Dave Brown	1989-91	3
Ray Farmer	1992-95	3
Sims Lenhardt	1996-99	3
Scottie Montgomery	1996-99	3
Brendan Dewan	2002-05	3
Thaddeus Lewis	2006-09	3
Vincent Rey	2006-09	3
Sean Renfree	2009-12	3
Kelby Brown	2010-15	3
Joe Giles-Harris	2015-18	3

Offensive Lineman Selections, Career

1.	Billy Bryan	1973-76	4
	Clarkston Hines	1986-89	4
3.	Wes Chesson	1968-70	3
	Robert Oxendine	1979-82	3
	Mark Militello	1981-83	3
	Chris Port	1986-89	3
7.	Ken Bombard	1967-69	2
	Dale Grimes	1970-72	2
	Chris Castor	1978-82	2
	Paul Constantino	1983-86	2
	Mike Hart	1998-01	2
	Cooper Helfet	2010-11	2
	Perry Simmons	2010-13	2

Offensive Back Selections, Career

1.	Ben Bennett	1980-83	6
2.	Leo Hart	1968-70	5
3.	Steve Jones	1970-72	4
4.	Mike Dunn	1975-78	3
	Roger Boone	1987-89	3
	Dave Brown	1989-91	3
	Thaddeus Lewis	2006-09	3
	Sean Renfree	2009-12	3
9.	Mike Grayson	1980-83	2
	Anthony Dilweg	1985-88	2
	Randy Cuthbert	1989-92	2
	Robert Baldwin	1991-94	2

Quarterback Selections, Career

1.	Daniel Jones	2016-18	2
----	--------------	---------	---

Receiver Selections, Career

1.	Clarkston Hines	1986-89	5
2.	Jamison Crowder	2011-14	4

Defensive Lineman Selections, Career

1.	Keith Stoneback	1972-74	2
	Mike Junkin	1984-87	2
	Michael Tauililiili	2005-08	2
	Victor Dimukeje	2017-20	2

Linebacker Selections, Career

1.	Kelby Brown	2010-15	3
	Joe Giles-Harris	2016-18	3

Defensive Back Selections, Career

1.	Jeremy Cash	2013-15	4
2.	Ernie Jackson	1969-71	3
	Bill Hanenberg	1970-72	3
	Ray Farmer	1992-95	3
5.	Rich Searl	1969-71	2
	Jeff Christopher	1973-74	2
	Terrell Smith	2000-03	2
	Brendan Dewan	2002-05	2
	Vincent Rey	2006-09	2
	Deondre Singleton	2013-16	2

Specialist Selections, Career

1.	Sims Lenhardt	1996-99	3
	Jamison Crowder	2011-14	3
	DeVon Edwards	2013-16	3
4.	John Krueger	1993-96	2
	Scottie Montgomery	1996-99	2
	Will Snyderwine	2009-11	2
	Ross Martin	2012-15	2

Carmen Falcone**Team MVP Award**

Named for the longtime Blue Devil assistant football coach, the Carmen Falcone Award is given annually to Duke's Most Valuable Player. Falcone served on the Duke football coaching staff from 1946-72, and helped the Blue Devils to seven ACC championships, Orange Bowl berths in 1955 and 1958, and a Cotton Bowl appearance in 1961.

1933	Fred Crawford
1934	Earle Wentz
1935	John Hennemier
1936	Ace Parker
1937	Elmore Hackney
1938	Eric Tipton
1939	George McAfee
1940	Jasper Davis
1941	Pete Goddard
1942	Tom Burns
1944	Tom Davis
1945	Gordon Carver
1946	George Clark
1947	Fred Folger
1948	Bill Davis
1949	Louis Allen
1950	Billy Cox
1951	Bob Bickel
1952	Louis Tepe
1953	Bob Burrows
1954	Jerry Barger
1955	Bob Pascal
1956	Sidney Deloatch
1957	Tom Topping
1958	George Dutrow
1959	Mike McGee
1960	Tee Moorman
1961	Dean Wright
1962	Jean Berry
1963	Jay Wilkinson
1964	Mike Curtis
1965	John McNabb
1966	Bob Matheson
1967	Bob Foyle
1968	Henley Carter
1969	Leo Hart
1970	Leo Hart
1971	Ernie Jackson
1972	Steve Jones
1973	Keith Stoneback
1974	Keith Stoneback
1975	Dave Meier
1976	Billy Bryan
1977	Mike Dunn
1978	Carl McGee
1979	Craig Hoskins
1980	John Brinkman
1981	Cedric Jones
1982	Chris Castor
1983	Mike Grayson
1984	Johnny Hill
1985	Harry Ward
1986	Mike Junkin
1987	Steve Slayden
1988	Anthony Dilweg
1989	Clarkston Hines
1990	Erwin Sampson
1991	Dave Brown
1992	Randy Cuthbert
	Scott Berdan
1993	Matt Williams
1994	Robert Baldwin
1995	Ray Farmer
1996	Billy Granville
1997	Chike Egbuniwe
1998	Scottie Montgomery
1999	Scottie Montgomery

2000	Mike Hart
2001	Mike Hart
2002	Alex Wade
2003	Chris Douglas
	Ryan Fowler
	Terrell Smith
2004	Giuseppe Aguanno
2005	John Talley
2006	John Talley
2007	Eron Riley
2008	Michael Tauiliili
2009	Thaddeus Lewis
2010	Sean Renfree
2011	Matt Daniels
2012	Sean Renfree
2013	Jamison Crowder
2014	Anthony Boone
2015	Jeremy Cash
2016	Daniel Jones
2017	Joe Giles-Harris
2018	Daniel Jones
2019	Dylan Singleton
2020	Mataeo Durant
2021	Mataeo Durant

Micah Harris Trinity**Teammate Award**

Renamed for one of Duke's most passionate players, the Micah Harris Trinity Teammate Award is presented to the member of the program who displays the traits of a true teammate: character, unselfishness, compassion and pride. Harris was a three-year letterman from 2001-03 before being tragically killed in an automobile accident in June of 2004.

1960	Jerry McGee
1961	Dave Burch
1962	John Markas
1963	Chuck Walker
1964	Danny Lonon
1965	John Gutekunst
1966	Mike Shasby
1967	Mike Murphy
1968	Fred Zirkle
1969	Bob Hepler
1970	Dick Biddle
1971	Bob Fitch
1972	Bill Hanenberg
1973	Don Shannon
1974	Mike Bomgardner
1975	Billy Bryan
1976	George Page
1977	Frank DeStefano
1978	Mike Dunn
1979	Ned Gonet
1980	Gary Garstkiewicz
1981	Brian Baldinger
1982	Tim Bumgarner
1983	Mike Grayson
1984	Scott Russell
1985	Nick Buoniconti
1986	Greg Flanagan
1987	Jim Godfrey
1988	John Rymiszewski
1989	Dave Colonna
1990	Marc Mays
1991	Erwin Sampson
1992	Scott Youmans
1993	Scott Youmans
1994	Jeff Kapatotes & J.D. Lewis
1995	Tijan Redmon
1996	Charles London
1997	Jeff Hodrick
1998	Tom Brady
1999	Chris Combs
2000	Bobby Campbell

2001	Mike Hart & Charles Porter
2002	Ryan Fowler & Terrell Smith
2003	Drew Ciepielinski
2004	Chris Dapolito, Brian Greene, Senterrio Landrum & David Martin
2005	Phillip Alexander, Tim Ball, Brendan Dewan & Ronnie Elliott
2006	Casey Camero & Deonto McCormick
2007	Clifford Harris & Matt Rumsey
2008	Ryan Wood
2009	Ayanga Okpokowuruk
2010	Chris Rwabukamba
2011	Jeffrey Faris
2012	Jamison Crowder
2013	Brandon Connette
2014	Dezmond Johnson
2015	Jamie Cockey
2016	Kane Banner
2017	Quay Chambers
2018	Chris Taylor
2019	Tre Hornbuckle
2020	Gavin Spurrier
2021	Trevor Horton

Ace Parker Award

The Ace Parker Award is presented annually to an individual who displays unparalleled commitment to the team and overcomes adversity to contribute. Parker was a two-time All-America pick in 1935 and 1936, and, following his successful NFL career, which included a league MVP honor in 1940, was inducted into the Pro Football Hall of Fame in 1972. Parker later served as an assistant coach at Duke from 1947-65.

1991	Mike McConnell
1992	Robert Baldwin
1993	Dan Clark
1994	Jeroen Egge, Mike Stallmeyer & Billy Granville
1995	Chad Melita
1996	Darius Clark
1997	Eric Scanlon
1998	Lyle Burdine
1999	Austin Smithwick
2000	Fred Harris
2001	B.J. Hill & Drew Strojny
2002	Jamyon Small
2003	Chris Dapolito & Temo George
2004	Kenneth Stanford
2005	Eli Nichols & Andy Roland
2006	Jeremy Edwards & Eli Nichols
2007	Justin Boyle & Ryan Radloff
2008	Vince Oghobaase
2009	Kinney Rucker
2010	Bryan Morgan
2011	Dave Harding
2012	Jordon Byas
2013	Dave Harding
2014	Marcus Aprahamian, Chris Hoover & Jack Wise
2015	Kelby Brown
2016	Bryon Fields Jr.
2017	Daniel Jones
2018	Johnathan Lloyd
2019	Will Taylor
2020	DeWayne Carter
2021	Jack Wohlabaugh

Mike Suglia Award

The Mike Suglia Award is presented annually to the sophomore member of the Duke football program who best exemplifies the qualities of the late Mike Suglia. Mike Suglia was an offensive lineman at Duke in 1976-77 who died suddenly during the spring of his sophomore year. In giving this award to a current sophomore, the Duke football program recalls the effort and dedication that Mike brought to everything he did and recognizes that those qualities live on in each year's recipient.

1977	Kevin Kelly
1978	Eddie Brown
1979	Cedric Jones
1980	Carl Franks
1981	Bill Obremsky
1982	Scott Wilkinson
1983	Chuck Herring
1984	Bill Lucas
1985	Andy Andreasik
1986	Mike Diminick
1987	Roger Boone
1988	Erwin Sampson
1989	Randy Cuthbert
1990	Keith DuBose
1991	Colin Mailloux
1992	Jaroen Egge
1993	Carlos Bagley
1994	John Krueger
1995	Laymarr Marshall
1996	Lennie Friedman
1997	Spencer Romine
1998	Todd DeLamielleure
1999	B.J. Hill
2000	Alex Wade
2001	Ryan Fowler
2002	Giuseppe Aguanno
2003	Bob Benion & Mike Dowling
2004	Alex Feinberg
2005	Zach Smith
2006	Peter Shaheen & Ayanga Okpokowuruk
2007	Mitchell Lederman
2008	Eriks Reks
2009	Jeffrey Faris
2010	Perry Simmons
2011	Kelby Brown
2012	Marcus Aprahamian
2013	A.J. Wolf
2014	Alex Skidmore
2015	Zavier Carmichael
2016	Clark Bulleit
2017	Alex Gourley
2018	Will Taylor
2019	Jake Bobo
2020	Trevor Horton
2021	Graham Barton

K.D. Kennedy**Iron Devil Award**

The K.D. Kennedy Iron Devil Award is presented annually to the Duke player who is on the field for the most snaps.

2001	Ronnie Hamilton
2002	Rusty Wilson
2003	Luke Bayer, Ryan Fowler & Drew Strojny
2004	John Talley
2005	Chris Davis
2006	John Talley
2007	Chris Davis
2008	Michael Tauiliili
2009	Catron Gainey
2010	Kyle Hill
2011	Perry Simmons
2012	Laken Tomlinson
2013	Jeremy Cash
2014	DeVon Edwards
2015	Breon Borders
2016	Casey Blaser
2017	Evan Lisle
2018	Robert Kraeling
2019	Michael Carter II
2020	Casey Holman
2021	Shaka Heyward

Sonny Falcone**Iron Duke Award**

The Sonny Falcone Iron Duke Award is presented annually to one offensive player, one defensive player and at least one player in the developmental program for their year-round commitment to strength training and conditioning. These players best exemplify the strength staff's expectations with their daily effort, commitment, pride, toughness and discipline.

2011	Ross Cockrell (O)
	Braxton Deaver (D)
	Cody Robinson (DEV)
2012	Laken Tomlinson (O)
	C.J. France (D)
	Thomas Sirk (DEV)
2013	Shaquille Powell (O)
	Carlos Wray (D)
	Chris Holmes (DEV)
	Sterling Korona (DEV)
2014	Matt Skura (O)
	Jeremy Cash (D)
	Tinashe Bere (DEV)
2015	Tanner Stone (O)
	Johnathan Lloyd (D)
	Keyston Fuller (DEV)
2016	Zach Harmon (O)
	Johnathan Lloyd (O)
	Nathan Fields Jr. (D)
	Elijah Deveaux (DEV)
	Jaylen Miller (DEV)
2017	Daniel Helm (O)
	Tre Hornbuckle (D)
	Koby Quansah (D)
	Leonard Johnson (DEV)
	Patrick Leitten (DEV)
2018	Zach Baker (O)
	Tre Hornbuckle (D)
	Jarett Garner (DEV)
2019	Jack Wohlabaugh (O)
	Tre Hornbuckle (D)
	Koby Quansah (D)
	Caleb Oppan (DEV)
2020	Graham Barton (O)
	Shaka Heyward (D)
	James Hopson II (DEV)
2021	Jack Wohlabaugh (O)
	Ben Frye (D)
	Justin Pickett (DEV)

Frances Cutcliffe Spirit of Perseverance Award

Named for the mother of Duke head coach David Cutcliffe, the Frances Cutcliffe Spirit of Perseverance Award is presented annually to the player who best displays the toughness and perseverance to overcome challenges and continue to strive for victory.

2011	Dave Harding
2012	Kenny Anunike
2013	Justin Foxx
2014	Shaquille Powell
2015	Cody Robinson
2016	Jela Duncan
2017	Bryon Fields Jr.
2018	Davis Koppenhaver
2019	Zach Baker
2020	Will Taylor
2021	Josh Blackwell

All-Southern Conference

1933	Fred Crawford Tom Rogers Horace Hendrickson Robert Cox
1934	Earle Wentz Gus Durner Jack Dunlap Ace Parker B.O. Cornelius
1935	Ace Parker Gus Durner James Johnston
1936	Joe Brunansky Joe Cardwell Dan Hill, Jr. Elmore Hackney Ace Parker
1937	Joe Brunansky Herbert Hudgins Woodrow Lipscomb Elmore Hackney
1938	Willard Perdue Fred Yorke Dan Hill, Jr. Eric Tipton Robert O'Mara George McAfee Frank Ribar Allen Johnson
1939	George McAfee Frank Ribar Allen Johnson
1940	Tony Ruffa Alex Winterson Bob Barnett Steve Lach Jasper Davis
1941	Bob Gantt Mike Karmazin Bob Barnett Steve Lach
1942	Bob Gantt Tom Burns Tom Davis
1943	Benny Cittadino Tom Davis Bill Milner Jim Myers Pat Preston Buddy Luper
1944	Tom Davis
1945	Ernest Knotts George Clark Kelley Mote Ed Sharkey
1946	Bill Milner Kelley Mote Al DeRogatis
1947	Fred Folger Louis Allen
1948	Louis Allen
1949	Louis Allen Billy Cox
1950	Billy Cox Blaine Earon
1951	Jim Gibson Tank Lawrence Bob Bickel
1952	Ed Meadows Worth Lutz Bob Burrows Howard Pitt Truett Grant Louis Tepe John Carey Dick Sommers Carl Bonin

ALL-STAR GAME PARTICIPATION

Blue-Gray Classic

1939	Bill Bailey Frank Ribar
1940	Jap Davis Alex Winterson
1946	Bill Milner Kelley Mote
1948	Bill Davis Fred Folger
1950	Billy Cox
1952	Carl Holben Carson Leach
1953	Lloyd Caudle
1958	Bob Brodhead John Kersey Doug Padgett
1962	Pete Widener Mark Leggett
1963	Chuck Walker
1965	John McNabb
1968	Fred Zirkle Henley Carter
1970	Dick Biddle John Cappellano
1972	Mel Parker
1973	Rich Brienza John Ricca
1974	John Hill Bruce Snyder Craig Stephenson
1975	Troy Slade
1976	Tony Benjamin Bob Grupp
1978	Mike Dunn
1981	Dennis Tabron
1983	Ben Bennett Phil Ebinger
1987	Steve Slayden Dewayne Terry
1990	Billy Ray
1992	Randy Cuthbert
1993	David Waffle
1995	Ray Farmer Jon Merrill
1997	Chike Egbuniwe Patrick Mannelly Tawambi Settles
1999	Terrence Dupree Scottie Montgomery

Hula Bowl

1957	Roy Hord
1958	Wray Carlton
1959	Mike McGee
1960	Tee Moorman
1961	Jack Wilson
1963	Jay Wilkinson
1970	Dick Biddle
1971	Ernie Jackson
1972	Steve Jones
1977	Lyman Smith
1981	Dennis Tabron
1983	Ben Bennett
1988	Anthony Dilweg
1989	Chris Port Carey Metts
1994	Robert Baldwin
1997	Corey Thomas
1999	Scottie Montgomery
2000	Troy Andrew
2019	Austin Parker

Senior Bowl

1949	Louis Allen Paul Stephanz
1952	Jim Lawrence
1953	Ed Meadows
1954	Jerry Barger
1957	Tom Topping
1965	Chuck Drulis
1967	Andy Beath
1970	Wes Chesson Leo Hart
1981	Cedric Jones
1985	Ken Harper
1986	Julius Grantham Mike Junkin
1988	Anthony Dilweg
1989	Clarkston Hines Chris Port
1990	Billy Ray
1993	Randy Cuthbert
1998	Lennie Friedman
1999	Chris Combs
2012	Conner Vernon
2014	Jamison Crowder Laken Tomlinson
2015	*Jeremy Cash Ross Martin
2018	^Daniel Jones
2020	Noah Gray

East-West Shrine Game

1937	Elmore Hackney Ace Parker
1939	George McAfee Willard Perdue
1940	Tony Ruffa
1943	Ernest Beamer
1948	Al DeRogatis
1955	Bob Pascal Sonny Sorrell
1958	Wray Carlton
1959	Mike McGee
1961	Jack Wilson
1963	Jay Wilkinson
1967	Mike Murphy
1970	Wes Chesson Leo Hart
1972	Steve Jones Ed Newman
1975	Dave Meier
1976	Billy Bryan
1977	Mike Sandusky Lyman Smith
1978	Carl McGee
1982	Chris Castor
1983	Phil Ebinger
1986	Mike Junkin
1989	Dave Colonna
1994	Robert Baldwin
1995	Ray Farmer
1997	Tawambi Settles
2003	Ryan Fowler Drew Strojny
2005	^Alex Green
2008	Michael Tauiliili
2011	Matt Daniels
2012	*Sean Renfree
2013	Ross Cockrell
2014	Anthony Boone
2015	Will Monday
2018	Daniel Helm

Japan Bowl

1981	Dennis Tabron
1983	Ben Bennett Phil Ebinger Mark Militello
1988	Anthony Dilweg
1989	Clarkston Hines Dave Colonna

North-South Game

1949	Louis Allen
1950	Bill Duncan Ceep Youmans
1952	James Lawrence Ray Green Truett Grant Byrd Looper
1953	Ed Meadows
1956	Sonny Jurgensen Buddy Bass Sid Deloatch
1958	Jim Bartal George Dutrow
1959	Jim Gardner
1961	Dean Wright
1962	Walter Rappold Ken Williams
1963	Stan Crisson
1964	James McCarthy Dan Lonon
1965	Chuck Drulis Don Lynch
1966	Dave Dunaway Bob Matheson
1967	Jay Calabrese Andy Beath Bob Foyle
1969	Bob Morris
1970	Phil Asack
1972	Dale Grimes

All-Star Classic

1999	Terrence Dupree Kevin Lewis
------	--------------------------------

Las Vegas Classic

2003	Matt Zielinski
------	----------------

The Villages Classic

2005	Orrin Thompson
------	----------------

Texas vs. The Nation Classic

2009	Thaddeus Lewis
------	----------------

NFLPA Bowl

2014	Takoby Cofield
2015	Max McCaffrey
2016	Breon Borders
2019	Trevon McSwain Koby Quansah
2020	Michael Carter II Deon Jackson
2021	Josh Blackwell Mataeo Durant Leonard Johnson Jack Wohlabaugh

Medal of Honor Bowl

2014	Issac Blakeney
------	----------------

Tropic Bowl+

2015	Dwayne Norman Lucas Patrick
2019	Tre Hornbuckle Edgar Cerenord
2020	*Devery Hamilton
2021	Kade Parmelly

^Selected as the game's MVP

*Unable to participate due to injury

+Renamed the Spiral Tropical Bowl

ALL-AMERICA SELECTIONS

Louis Allen

#73 • T • GREENSBORO, N.C.
1949 • THIRD TEAM

A third team choice in 1949 by the *Associated Press* after captaining the Blue Devils to a 6-3 campaign ... joined Ace Parker and Tom Davis as the only Duke players to garner All-Southern Conference honors in three consecutive seasons.

Robert Baldwin

#47 • RB • DELAND, FLA.
1994 • THIRD TEAM

Third team All-America pick by the *Associated Press* as a senior in 1994 ... also earned ACC Player of the Year honors after rushing for 1,187 yards and 12 TDs as Duke went 8-4 and played in the Hall of Fame Bowl ... kicked off the season by rushing for a school single-game record 238 yards and four TDs against Maryland.

See page 199 for career rushing statistics

Bob Barnett

#16 • C • ALBANY, GA.
1941 • THIRD TEAM

Third team pick by Williamson in 1941 ... served as Duke's captain in 1941 as the Wallace Wade-led Blue Devils rolled to a 9-1 record and the Southern Conference title ... after compiling a perfect 9-0 regular season record, Duke hosted the Rose Bowl in Durham, losing by a 20-16 count to Oregon State ... spearheaded a Duke offense that finished second only to Texas in scoring (32.7 ppg) and a defense that posted five shutouts and allowed just 6.1 points per game.

Buddy Bass

#83 • E • DURHAM, N.C.
1956 • HONORABLE MENTION

Honorable mention choice in 1956 by both the *Associated Press* and *United Press International* ... also a first team All-ACC pick after catching nine passes for 136 yards and 1 TD, punting 14 times for a 31.7 average and booting nine PATs in 12 attempts.

Andy Beath

#10 • E • CLEARWATER, FLA.
1967 • HONORABLE MENTION

Honorable mention choice in 1967 by the *Associated Press* after matching the school single-season record for interceptions with six ... represented Duke at both the Senior Bowl and North-South Game and was drafted in the seventh round by the Green Bay Packers.

Ben Bennett

#14 • QB • SUNNYVALE, CALIF.
1983 • THIRD TEAM

Remains one of just two players in ACC history to receive league Rookie and Player of the Year honors (N.C. State's Philip Rivers) ... a third team All-America pick by the *Associated Press* in 1983, finished his Duke career as the NCAA's all-time leading passer and continues to rank fourth on the ACC's career passing chart with 9,614 yards ... graduated as Duke's all-time leader in pass attempts, completions, yards and touchdowns, with those marks surpassed by Thaddeus Lewis in 2009 ... a sixth round draft choice of the Atlanta Falcons, and later went on to a Hall of Fame career in the Arena Football League.

See page 191 for career passing statistics

Jean Berry

#60 • G • MOORESVILLE, N.C.
1962 • FIRST TEAM

First team All-America choice by the *Football Writers Association of America* in 1962 ... helped Duke to a three-year overall record of 23-8 along with three ACC championships and an appearance in the 1961 Cotton Bowl ... two-time first team All-ACC pick as the Blue Devils went 16-2 in league play during his career.

Dick Biddle

#64 • LB • PARKERSBURG, W. VA.
1968 • HONORABLE MENTION
1970 • THIRD TEAM

Two-time All-America pick with honorable mention honors from the *Associated Press* in 1968 and third team accolades from the same outlet two years later ... two-time first team All-ACC pick ... went on to play in the Hula Bowl and Blue-Gray Classic following his senior season ... retired in 2013 as the head coach at Colgate after becoming the winningest coach in Patriot League history (137-73) and guiding the Red Raiders to an NCAA I-AA national runner-up finish in 2003.

Charles Bowser

#9 • DE • PLYMOUTH, N.C.
1981 • HONORABLE MENTION

Honorable mention choice in 1981 by the *Associated Press* after registering a school single-season record 17.5 quarterback sacks ... also earned first team All-ACC honors and graduated as Duke's career leader in sacks (22.0).

John Brinkman

#85 • TE • FAYETTE CITY, PA.
1980 • HONORABLE MENTION

Honorable mention choice in 1980 by the *Associated Press* after catching 32 passes for 337 yards and two touchdowns ... also received first team All-ACC and Duke MVP honors.

Joe Brunansky

#49 • T • BEAVER FALLS, PA.
1936 • THIRD TEAM
1937 • SECOND TEAM

Received third team mention from Williamson in 1936 and second team honors from *Newspaper Enterprise America* in 1937 ... a mainstay on the Blue Devil line in the mid-1930s ... guided Duke to a three-year ledger of 24-5-2 including a pair of Southern Conference championships ... helped open holes for some of Duke's finest offensive backs including Ace Parker, Elmore Hackney, George McAfee and Eric Tipton ... two-time All-Southern Conference selection ... fourth round pick of the Cardinals in the 1938 NFL Draft.

Billy Bryan

#71 • C • BURLINGTON, N.C.
1976 • FIRST TEAM

First team All-America honoree from the *Football Writers Association of America* and *Walter Camp Foundation* following his senior season in 1976 ... two-time first team All-ACC honoree ... named to the Silver Anniversary All-ACC Team ... two-time winner of the Jacobs Blocking Trophy ... played 13 seasons in the NFL with the Denver Broncos, appearing in four Super Bowls.

Dwight Bumgarner

#84 • E • LEXINGTON, N.C.
1960 • THIRD TEAM

Third team All-America honoree by the *Associated Press* in 1960 as Duke went 8-3, won the ACC title and defeated Arkansas, 7-6, in the Cotton Bowl ... honored with the Jacobs Blocking Trophy as the ACC's top blocker ... also an Academic All-ACC selection in 1960 ... drafted in the ninth round by the Washington Redskins.

Bob Burrows

#66 • G • ASHEBORO, N.C.
1953 • THIRD TEAM

Guided Duke to the ACC title and a 7-2-1 overall record, earning third team All-America honors from the *Associated Press* ... played alongside All-America tackle Ed Meadows as Duke finished the year ranked 18th nationally.

Jay Calabrese

#30 • FB • COLLEGE PARK, MD.
1965 • HONORABLE MENTION

Honorable mention choice as a sophomore in 1965 by the *Associated Press* after leading Duke in both rushing (154-658 & 9 TDs) and scoring (54 points) ... also earned first team All-ACC accolades.

See page 199 for career rushing statistics

Wray Carlton

#27 • HB • WALLACE, N.C.
1957 • HONORABLE MENTION
1958 • HONORABLE MENTION

Two-time honorable mention All-America choice in 1957 and 1958 ... in 1957, selected by *Associated Press*, *United Press International* and *Newspaper Enterprise America* after rushing for 833 yards and eight touchdowns while catching eight passes for 174 yards and two more scores ... in 1958, chosen by the *United Press International* after leading Duke in rushing (164-636 & 6 TDs), receiving (17-189 & 2 TDs), kickoff returns (13-332) and scoring (56 points) ... also a two-time first team All-ACC pick and finished third in the balloting for ACC Player of the Year in 1958.

See page 199 for career rushing statistics

Henley Carter

#89 • WR • FORT DEFIANCE, VA.
1968 • HONORABLE MENTION

Honorable mention choice in 1968 by the *Associated Press* after leading the ACC and ranking seventh nationally in receiving with 65 catches for 892 yards and two TDs.

See page 211 for career receiving statistics

Gordon Carver

#15 • HB • DURHAM, N.C.
1944 • HONORABLE MENTION

Honorable mention choice in 1944 by the *Associated Press* after captaining Duke to six wins and a victory over Alabama in the Sugar Bowl ... led Duke in receiving with 13 catches for 252 yards as well as defensive interceptions with three.

Jeremy Cash

#16 • S • MIAMI, FLA.
2013 • SECOND TEAM
2014 • SECOND TEAM
2015 • FIRST TEAM (UNANIMOUS)

Three-time All-America pick including unanimous first team honoree as a senior in 2015 after carding 101 tackles, 18.0 tackles for loss, 2.5 sacks, three caused fumbles, four PBUs and eight QB pressures ... also in 2015, earned ACC Defensive Player of the Year honors and was a finalist for both the Nagurski (National Defensive Player of the Year) and Thorpe (National Defensive Back of the Year) Awards ... second team All-America choice by both the *Walter Camp Foundation* and *Football Writers Association of America* in 2014 after posting 111 tackles, 10.5 tackles for loss, 5.5 sacks and two INTs ... second team All-America honoree from *USA Today* in 2013 after carding 121 tackles, 9.5 tackles for loss and four INTs while helping Duke to a 10-4 record, the ACC Coastal Division championship, berth in the Chick-fil-A Bowl and a final national ranking of No. 23 by the *Associated Press* ... three-time All-ACC choice (1st team in 2013 & 2015 and 2nd team in 2014) ... in 39 games (38 starts) at Duke, registered 333 total tackles, 38.0 tackles for loss, 8.0 sacks, six INTs, nine caused fumbles, three fumble recoveries and 15 QB pressures ... represented Duke in the Reese's Senior Bowl on January 30, 2016, in Mobile, Ala., and participated in the NFL Combine February 23-29, 2016, in Indianapolis, Ind. ... signed free agent contract with the NFL's Carolina Panthers in May, 2016.

See page 227 for career defensive statistics

Chris Castor

#86 • WR • CARY, N.C.
1982 • SECOND TEAM

Earned the ACC's Player of the Year award and a second team All-America citation from the *Associated Press* in 1982 after catching 46 passes for 952 yards and 13 TDs ... established school single-season record for average yards per reception (20.70) – a mark that stood until 2007 (Eron Riley; 20.75) ... also named Duke's team MVP ... fifth round selection of the Seattle Seahawks in the 1983 NFL Draft.

See page 211 for career receiving statistics

Wes Chesson

#41 • E • EDENTON, N.C.
1970 • HONORABLE MENTION

Honorable mention choice in 1970 by the *Associated Press* after setting ACC single-season records for both receptions (74) and receiving yards (1,080) ... ACC single-season yardage record stood until 1987 (Duke's Clarkston Hines; 1,093) while single-season receptions record stood until 1992 (Maryland's Marcus Badgett; 75) ... graduated as Duke's career leader in receptions (164), receiving yards (2,399) and 100-yard receiving games (9) ... seventh round pick of the Atlanta Falcons in the 1971 NFL Draft ... inducted into the Duke Athletics Hall of Fame in 2013.

See page 211 for career receiving statistics

Benny Cittadino

#48 • E • LONG BRANCH, N.J.
1943 • HONORABLE MENTION

Honorable mention choice in 1943 by both the *Associated Press* and *United Press International* ... also a first team All-Southern Conference pick as the Blue Devils captured the league championship.

Ernie Clark

#87 • DE • SOUTHERN PINES, N.C.
1973 • HONORABLE MENTION

Associated Press honorable mention choice as a junior in 1973 after posting 12.0 quarterback sacks, four caused fumbles and three fumble recoveries ... also a first team All-ACC pick.

George Clark

#28 • HB • WILSON, N.C.
1945 • THIRD TEAM

Earned third team All-America recognition from the Football Coaches in 1945 after rushing for 530 yards ... three-time all-conference selection ... helped the Blue Devils to Southern Conference crowns in 1943, 1944 and 1945, and scored two rushing TDs in Duke's 29-26 victory over Alabama in the 1945 Sugar Bowl ... set Duke records for longest punt return (95 yards versus Wake Forest in 1944) and punt return average in a season (19.7 in 1944) ... second round choice of the Pittsburgh Steelers in the 1946 NFL Draft.

See page 199 for career rushing statistics

Ross Cockrell

#6 • CB • WAXHAW, N.C.
2012 • HONORABLE MENTION

Honorable mention choice by *Sports Illustrated* as a junior in 2012 after recording 71 tackles, 4.0 tackles for loss, five INTs and 13 PBUs ... two-year team captain ... two-time first team All-ACC choice in 2012 and 2013 ... four-time Academic All-ACC pick ... finished 49-game career with 233 tackles, 7.0 tackles for loss, 2.0 quarterback sacks, 12 INTs, two caused fumbles and 42 PBUs ... selected in the fourth round (109th overall pick) of the 2014 NFL Draft by the Buffalo Bills.

Year	UT	AT	TT	INT	PBU	CF	FR
2010	37	23	60	3	7	0	0
2011	35	21	56	1	9	0	0
2012	47	24	71	5	13	1	0
2013	35	11	46	3	13	1	0
Total	154	79	233	12	42	2	0

Chris Combs

#93 • DT • ROANOKE, VA.
1999 • HONORABLE MENTION

Earned honorable mention All-America citation in 1999 from the *Associated Press* after leading Duke in both tackles for loss (15.0) and QB pressures (10) ... added 57 total tackles and 2.0 sacks en route to a third straight All-ACC nod (1st team in 1998-99; 2nd team in 1997) ... finished career as Duke's all-time leader in tackles for loss (57.5) ... selected in the sixth round by the Pittsburgh Steelers in the 2000 NFL Draft.

Year	UT	AT	TT	QBS	TFL	INT	PBU
1996	26	27	53	8.0	11.0	0	1
1997	56	18	74	6.0	17.0	0	3
1998	30	17	47	4.0	14.5	0	0
1999	42	15	57	2.0	15.0	0	0
Total	154	77	231	20.0	57.5	0	4

Billy Cox

#17 • HB • MT. AIRY, N.C.
1949 • HONORABLE MENTION
1950 • FIRST TEAM

Honorable mention All-America pick by the *Associated Press* in 1949 ... first team All-America choice by *Collier's* in 1950 after captaining Duke to a 7-3 record by throwing for a then-school record 1,428 yards and picking up 567 yards on the ground ... two-time All-Southern Conference pick ... rallied the Blue Devils from a 21-0 halftime deficit against Georgia Tech to win, 30-21, on November 4, 1950 ... against the Yellow Jackets, hit on 12-of-22 passes for 133 yards while rushing for an additional 144 yards.

See page 191 for career passing statistics

See page 199 for career rushing statistics

Fred Crawford

T • WAYNESVILLE, N.C.
1932 • SECOND TEAM
1933 • FIRST TEAM (CONSENSUS)

Duke's first All-America selection ... became the first athlete from the state of North Carolina to be named to a football All-America squad, earning second team honors (*Associated Press & United Press International*) in 1932 and a consensus first team citation (*Associated Press, Newspaper Enterprise America & Collier's*) a year later ... led the Blue Devils to a 10-2 win over Tennessee en route to a 9-1 season record and the Southern Conference championship in 1933 ... three seasons at Duke (1931-32-33) were head coach Wallace Wade's first three years and Duke compiled an overall record of 21-7-2 over that stretch ... enshrined in the College Football Hall of Fame.

Stan Crisson

#86 • E • CHERRYVILLE, N.C.
1963 • HONORABLE MENTION

Honorable mention choice in 1963 by the *Associated Press, United Press International, Newspaper Enterprise America* and *Williamson* after matching ACC single-season records for receptions (46) and TD receptions (7) ... finished the season with 559 receiving yards and equaled the ACC single-game standard for TD catches with three against Clemson ... also a first team All-ACC pick ... finished career as Duke's all-time leader in receptions (98), receiving yards (1,107) and TD receptions (10).

See page 211 for career receiving statistics

Jamison Crowder

#3 • PR • MONROE, N.C.
2013 • SECOND TEAM
2014 • SECOND TEAM

Second team All-America honoree in 2013 as a punt returner from the *Football Writers Association of America, Phil Steele* and *Sports Illustrated* after finishing second in the ACC and sixth nationally in punt return average (16.04) with two returns for touchdowns ... also caught an ACC single-season record 108 passes for 1,360 yards and eight TDs during the 2013 season as Duke went 10-4, captured the ACC Coastal Division championship and appeared in the Chick-fil-A Bowl ... all-purpose second team All-America choice by *Lindy's* in 2014 after compiling 1,359 all-purpose yards while Duke went 9-4 and appeared in the Hyundai Sun Bowl ... caught 85 passes for 1,044 yards and six TDs while returning 22 punts for 280 yards and two additional scores ... fourth round choice of the Washington Redskins in the 2015 NFL Draft.

Crowder's Punt Return Statistics

Year	PR	Yards	Avg.	TD
2011	13	122	9.39	0
2012	5	66	13.20	0
2013	25	401	16.04	2
2014	22	280	12.73	2
Total	65	869	13.37	4

See page 211 for career receiving statistics

Mike Curtis

#33 • FB • ROCKVILLE, MD.
1964 • THIRD TEAM

Third team All-America pick by *Newspaper Enterprise America* as a fullback in 1964 after leading the Blue Devils in rushing with 497 yards ... also a standout linebacker ... first round pick of the Baltimore Colts in the 1965 NFL Draft ... earned All-Pro accolades in 1968 and 1969 while playing in a pair of Super Bowls (III and V) ... professional career spanned 14 seasons with Baltimore, Seattle and Washington.

See page 199 for career rushing statistics

Tom Davis

#30 • HB • WILSON, N.C.
1944 • THIRD TEAM

Third team All-America honoree by the *Associated Press* in 1944 ... finished outstanding career as the school's second all-time leading rusher behind Ace Parker ... led Duke to three league crowns and to the 1942 Rose and 1945 Sugar bowls.

See page 199 for career rushing statistics

Matt Daniels

#40 • S • FAYETTEVILLE, GA.
2011 • SECOND TEAM

Second team All-America selection by the *Walter Camp Foundation* in 2011 after ranking third in the ACC in tackles per game (10.50) ... also earned first team All-ACC honors from the *Atlantic Coast Sports Media Association* while finishing third in the balloting for ACC Defensive Player of the Year ... represented Duke in the annual East-West Shrine Game on January 18, 2012, in Tampa, Fla. ... signed free agent contract with the NFL's St. Louis Rams in May, 2012.

See page 227 for career defensive statistics

Sidney Deloatch

#74 • T • ROANOKE RAPIDS, N.C.
1956 • HONORABLE MENTION

Honorable mention choice in 1956 by both the *Associated Press* and *United Press International* after helping Duke to a 5-4-1 record including a 4-1 league ledger ... also a first team All-ACC pick as the Blue Devil defense allowed just 10.0 points per game.

Al DeRogatis

#68 • T • NEWARK, N.J.
1948 • FIRST TEAM

Served as team captain and garnered first team All-America honors from *The Chicago Tribune* in 1948 ... enshrined in the College Football Hall of Fame ... played for the NFL's New York Giants and twice was named All-Pro.

Chuck Drulis

#85 • E • ST. LOUIS, MO.
1965 • HONORABLE MENTION

Named honorable mention All-America in 1965 by the *Associated Press* after leading the Blue Devils in receiving with 39 catches for 390 yards and two TDs ... also earned first team All-ACC honors and served as an alternate team captain ... after participating in both the North-South Game and Senior Bowl, was a 10th round pick of the St. Louis Cardinals in the 1966 NFL Draft.

Year	Rec.	Yards	Avg.	TD
1963	17	232	13.65	0
1964	20	193	9.65	4
1965	39	390	10.00	2
Total	76	815	10.72	6

Dave Dunaway

#86 • E • JACKSONVILLE, FLA.
1966 • HONORABLE MENTION

An honorable mention All-America pick in 1966 after registering 43 pass receptions for 614 yards and three TDs ... also punted 65 times for a 36.0 yards per kick average ... played in the North-South Game and was chosen in the second round of the 1967 NFL Draft by the Green Bay Packers.

See page 211 for career receiving statistics

Jack Dunlap

G • LAWTON, OKLA.
1934 • THIRD TEAM

Received third team All-America honors from *Liberty* after captaining the 1934 Blue Devils to a 7-2 overall record ... played tackle on Duke's 1933 Southern Conference championship team before moving to guard for the 1934 campaign ... also received all-conference and all-state accolades.

Mike Dunn

#8 • QB • HAMPTON, VA.
1977 • HONORABLE MENTION

Honorable mention All-America pick at QB in 1977 by the *Associated Press* after completing 102-of-191 (.534) passes for 1,239 yards with seven TDs and nine INTs while rushing 161 times for 576 yards and seven TDs ... also rushed for three PATs for 48 total points and earned Duke MVP accolades.

See page 191 for career passing statistics

See page 199 for career rushing statistics

George Dutrow

#47 • HB • WASHINGTON, D.C.
1957 • HONORABLE MENTION

Garnered honorable mention accolades in 1957 from *Williamson* after rushing for 625 yards and three TDs and catching a team-high 10 passes for 100 yards and two TDs ... also punted 46 times for a 36.2 yards per boot average and posted four interceptions on defense as Duke went 6-3-2 and appeared in the Orange Bowl.

See page 199 for career rushing statistics

Blaine Earon

#83 • E • ALTOONA, PA.
1950 • FIRST TEAM

Earned first team All-America accolades in 1950 from the *Associated Press* after leading Duke to a 7-3 record in head coach Wallace Wade's final season ... starred on defense as Duke allowed its opponents to average just 10.8 points per game.

Phil Ebinger

#53 • C • ATLANTA, GA.
1983 • THIRD TEAM

Third team All-America choice by *Football News* in 1983 serving as Duke's team captain ... helped protect ACC Player of the Year Ben Bennett, who threw for 3,086 yards and 17 TDs while leading the league in total offense ... twice earned first team All-ACC and *Associated Press* honorable mention All-America honors in both 1982 and 1983.

DeVon Edwards

#27 • KR • COVINGTON, GA.
2013 • SECOND TEAM
2014 • HONORABLE MENTION
2015 • HONORABLE MENTION

Three-time All-America choice as a return specialist ... second team All-America pick by the *Walter Camp Foundation* in 2013 after ranking third nationally in kickoff return average (30.21) as Duke posted a 10-4 ledger, won the ACC Coastal Division championship and appeared in the Chick-fil-A Bowl ... honorable mention All-America honoree from *Sports Illustrated* in both 2014 and 2015 ... in 2014, ranked 20th nationally in kickoff return average (25.69) ... in 2015, led the ACC and ranked fifth nationally in kickoff return average (29.17) while establishing Duke single-season record with three kickoff returns for TDs ... three-time All-ACC and three-time Academic All-ACC pick ... also a second team CoSIDA Academic All-America choice in 2015.

Edwards' Kickoff Return Statistics

Year	Att.	Yards	Avg.	TD
2013	19	574	30.21	2
2014	29	745	25.69	1
2015	24	700	29.17	3
2016	2	41	20.50	0
Total	74	2,060	27.84	6

Edwards' Defensive Statistics

Year	UT	AT	TT	INT	PBU
2013	37	27	64	3	6
2014	77	56	133	1	9
2015	50	51	101	1	6
2016	18	11	29	0	1
Total	182	145	327	5	22

Ray Farmer

#22 • FS • KERNERSVILLE, N.C.
1994 • THIRD TEAM

Third team All-America choice by the *Associated Press* in 1994 after helping Duke to an 8-4 ledger ... two-time All-ACC pick ... finished his career with 261 tackles and as the NCAA single-season (5/1993) and career record holder for blocked kicks with 11 ... enjoyed a three-year pro career after being selected in the fourth round of the NFL Draft by the Philadelphia Eagles.

Farmer's Defensive Statistics

Year	UT	AT	TT	INT	PBU
1992	0	0	0	0	0
1993	37	31	68	3	4
1994	53	29	82	2	7
1995	72	39	111	2	6
Total	162	99	261	7	17

Fred Folger

WB • MOUNT AIRY, N.C.
1947 • HONORABLE MENTION

Honorable mention All-America selection in 1947 by *United Press International* after rushing for 304 yards, passing for 383 yards, returning 33 punts for 296 yards, punting 68 times for a 42.84 average and registering a team-high five INTs on defense ... also garnered first team All-Southern Conference honors ... graduated as Duke's career leader in punting average (41.89) and defensive INTs (13) ... selected in the 20th round of the 1948 NFL Draft by the Pittsburgh Steelers.

Folger's Rushing Statistics

Year	Att.	Yards	Avg.	TD
1946	5	-28	-5.60	0
1947	93	304	3.27	1
1948	81	232	2.86	2
Total	179	508	2.83	3

Folger's Passing Statistics

Year	Cmp	Att	INT	Pct.	Yards	TD
1946	0	0	0	—	0	0
1947	28	65	9	.431	383	—
1948	27	70	4	.386	457	2
Total	55	135	13	.407	840	2

Folger's Punting Statistics

Year	Att.	Yards	Avg.	Lg
1946	18	762	42.33	—
1947	68	2,913	42.84	—
1948	49	1,980	40.41	—
Total	135	5,655	41.89	—

Bob Foyle

#62 • MG • HAWTHORNE, N.J.
1967 • HONORABLE MENTION

Tabbed honorable mention All-America in 1967 by the *Associated Press* after spearheading a Duke defense that allowed 259.60 total yards per game and held nine of 10 opponents to 21 or fewer points ... also earned Duke MVP honors and first team All-ACC accolades for the second straight season.

Billy Futrell

#25 • HB • LYNCHBURG, VA.
1962 • HONORABLE MENTION

Received honorable mention All-America honors in 1962 from *Newspaper Enterprise America* ... rushed for 387 yards and six TDs on 60 carries ... also earned Academic All-ACC accolades.

Futrell's Rushing Statistics

Year	Att.	Yards	Avg.	TD
1961	11	49	4.45	0
1962	60	387	6.45	6
1963	54	220	4.07	1
Total	125	656	5.25	7

Bob Gantt

#45 • E • DURHAM, N.C.
1942 • FIRST TEAM
1943 • FIRST TEAM

Duke's first two-time first team All-America, earning accolades from *Football News* in 1942 and *United Press International* in 1943 ... paced Duke in scoring in 1943 with 47 points after booting a school single-season record 41 PATs ... two-time first team All-Southern Conference honoree ... also lettered in basketball and track & field at Duke.

Mark Gilbert

#28 • CB • FAYETTEVILLE, N.C.
2017 • FOURTH TEAM

Fourth team All-America pick by *Athlon Sports* in 2017 after posting 35 tackles, 3.0 TFL, six INTs and 15 PBUs while helping Duke to a 7-6 record and win over Northern Illinois in the Quick Lane Bowl ... in the ACC, ranked first in total passes defended (21), second in INTs and second in PBUs and was the leading vote-getter among CBs in the all-league balloting.

Joe Giles-Harris

#44 • LB • NYACK, N.Y.
2017 • SECOND TEAM

Second team All-America choice by the *Walter Camp Football Foundation* and *CBS Sports* in 2017 after compiling 125 tackles, 16.0 TFL, 4.5 sacks, one INT, four PBUs, one caused fumble and nine QB pressures to help Duke to a 7-6 ledger ... in 2017, led all ACC LBs in TFL and became the first player in Duke history to register 125+ tackles and 16.0+ TFL in a single campaign ... three-time All-ACC pick (HM in 2016 & 1st team in 2017 & 2018).

See page 227 for career defensive statistics

Scotty Glacken

#17 • QB • BETHESDA, MD.
1963 • HONORABLE MENTION

An *Associated Press* honorable mention All-America pick in 1963 after ranking third nationally in TD passes with 12, matching the ACC single-season record ... for the year, completed 101-of-201 (.502) pass attempts for 1,265 yards with 12 TDs and eight INTs while rushing for 85 additional yards and three TDs ... matched the ACC single-game record for TD passes with four against Clemson ... two-time second team All-ACC pick ... also played baseball at Duke, earning team MVP honors in 1964 ... chosen in the seventh round of the 1966 AFL Draft by the Denver Broncos.

See page 191 for career passing statistics

Pete Goddard

#64 • G • ROCKY MOUNT, N.C.
1941 • HONORABLE MENTION

An honorable mention All-America choice by the *Associated Press* from Duke's 1941 squad that went 9-1, captured the Southern Conference title and hosted Oregon State in the Rose Bowl ... helped the Blue Devils rank second nationally in scoring by averaging 34.56 points per contest.

Noah Gray

#87 • TE • LEOMINSTER, MASS.
2019 • SECOND TEAM

Second team All-America pick by the *Walter Camp Football Foundation* in 2019 after finishing with 51 receptions for 392 yards (7.69) and three TDs ... the 51 catches were a team-best, led all ACC tight ends and ranked second among Power 5 TEs ... the 51 receptions were also the second-most in Duke single-season history ... the 392 receiving yards ranked 14th on Duke's single-season chart.

Art Gregory

#77 • T • AIKEN, S.C.
1961 • THIRD TEAM
1962 • SECOND TEAM

Third team *Associated Press* All-America pick in 1961 and second team choice a year later by the same outlet ... also won the Jacobs Blocking Trophy in each of those seasons while earning first team All-ACC honors ... played on three ACC championship teams in 1960-61-62 ... helped the Blue Devils to a three-year ledger of 23-8 including a 7-6 win over Arkansas in the 1961 Cotton Bowl.

Dale Grimes

#54 • C • ALIQUIPPA, PA.
1972 • HONORABLE MENTION

Named honorable mention All-America by the *Associated Press* in 1972 ... helped open holes for Steve Jones, who rushed for 1,271 yards and six TDs to earn ACC Player of the Year honors ... also a first team All-ACC selection and represented Duke in the North-South Game.

Bob Grupp

#12 • DB • LANGHORNE, PA.
1976 • HONORABLE MENTION

Earned honorable mention All-America honors from the *Associated Press* as a defensive back after captaining Duke to a 5-5-1 ledger ... recorded 39 tackles, one INT and five PBUs ... also handled Duke's punting chores and averaged 39.87 yards per kick on 45 boots ... two-time first team All-ACC pick in the secondary ... selected in the seventh round of the 1977 NFL Draft by the New York Jets and went on to earn first team NFL All-Pro and Pro Bowl honors as a punter with the Kansas City Chiefs in 1979.

Elmore Hackney

#66 • QB • DURHAM, N.C.
1937 • SECOND TEAM

Second team All-America pick by *Newspaper Enterprise America* in 1937 after guiding Duke to a 7-2-1 ledger ... led the Blue Devils in scoring with nine TDs and 10 PATs ... had a 14-carry, 123-yard performance to guide Duke to a 19-6 win over Tennessee during the 1935 campaign ... over three-year career, rushed for 1,359 yards while helping the Blue Devils to a 24-5-1 record with Southern Conference championships in 1935 and 1936.

See page 199 for career rushing statistics

Tom Hall

#6 • WR • FAYETTEVILLE, N.C.
1976 • HONORABLE MENTION

Secured honorable mention All-America honors from the *Associated Press* in 1976 after leading Duke in receiving with 44 catches for 594 yards and one TD ... led the ACC in both receptions per game (4.00) and receiving yards per game (54.00) while earning first team all-league accolades ... a year later, capped one of the greatest comebacks in Duke history by catching a seven-yard TD pass from QB Mike Dunn with 13 seconds left in the game as the Blue Devils rallied from a 24-9 fourth quarter deficit for a 25-24 victory against Georgia Tech.

See page 211 for career receiving statistics

Bill Hanenberg

#30 • DB • WAYNE, N.J.
1972 • HONORABLE MENTION

Named honorable mention All-America by the *Associated Press* in 1972 ... served as a team captain and helped Duke hold 10 of 11 opponents to 16 or fewer points ... posted three INTs on the season and twice earned ACC Defensive Back of the Week honors following games against Virginia and North Carolina ... also a two-time first team All-ACC choice.

Leo Hart

#10 • QB • KINSTON, N.C.
1968 • HONORABLE MENTION
1969 • HONORABLE MENTION
1970 • HONORABLE MENTION

Three-time honorable mention All-America choice by the *Associated Press* in 1968-69-70 ... also a three-time first team All-ACC selection ... graduated as Duke's career leader in pass completions (468), pass attempts (872), pass completion percentage (.554) and passing yards (6,116) ... finished career ranking fifth in NCAA history in both completions and total offensive yards ... became the first QB in ACC history to earn first team all-league honors three times, lead the conference in passing yardage three years and pace the league in total offense three seasons ... selected in the third round of the 1971 NFL Draft by the Atlanta Falcons ... inducted into the Duke Athletics Hall of Fame in 1988 and the North Carolina Sports Hall of Fame in 2008.

See page 191 for career passing statistics

Mike Hart

#81 • TE • SAYVILLE, N.Y.
2001 • HONORABLE MENTION

An *Associated Press* honorable mention All-America pick in 2001 after catching 30 passes for 476 yards and four TDs ... two-time All-ACC and two-time Academic All-ACC choice ... finished career with 86 catches for 1,370 yards and six TDs.

See page 211 for career receiving statistics

Dan Hill

#35 • C • ASHEVILLE, N.C.
1938 • FIRST TEAM

Three-year starter and first team All-America pick by *Newspaper Enterprise America*, *Liberty*, *Walter Camp Foundation* & *Hearst Newspapers* in 1938 after Duke went 9-1 and fell to Southern California in the Rose Bowl ... finished 10th in the balloting for the Heisman Trophy ... served as co-captain of the Iron Dukes defensive unit that recorded nine shutouts during the regular season ... led Duke to a three-year record of 25-4-1 ... enshrined in the College Football Hall of Fame.

Clarkston Hines

#12 • WR • CHAPEL HILL, N.C.
1988 • FIRST TEAM
1989 • FIRST TEAM (CONSENSUS)

One of three two-time first team All-America selections in school history ... established school, ACC and NCAA records during his career with the Blue Devils ... consensus first team All-America pick following his senior season in 1989 ... also received first team honors in 1988 from the *Football Writers Association of America* ... graduated as Duke's career leader in receptions (189), receiving yards (3,318), touchdown receptions (38) and 100-yard receiving games (17) ... in 1989, named the ACC Player of the Year after catching 61 passes for 1,149 yards and 17 TDs as Duke captured a share of the league title ... remains the only player in ACC history to register three 1,000-yard receiving campaigns ... named the recipient of the McKevlin Award as the top athlete in the ACC in 1989 ... College Football Hall of Fame inductee in 2010.

See page 211 for career receiving statistics

Roy Hord

#60 • T • CHARLOTTE, N.C.
1957 • FIRST TEAM

Named first team All-America by *Williamson* following the 1957 season ... guided Duke to a three-year record of 19-9-4 with two berths in the Orange Bowl in 1954 and 1957 ... played six seasons in the NFL with Los Angeles, Philadelphia and the New York Jets.

Dave Hurm

#82 • E • NEWARK, DEL.
1957 • HONORABLE MENTION

Received honorable mention All-America citation from *United Press International* in 1957 ... caught five passes for 44 yards and one TD while recording one INT on defense ... helped Duke to a 6-3-2 overall ledger and final national ranking of No. 16 by the *Associated Press*.

Frank Irwin

#56 • T • RALEIGH, N.C.
1944 • HONORABLE MENTION

Received honorable mention All-America honors from the *Associated Press* in 1944 after Duke went 6-4, won the Southern Conference championship and defeated Alabama, 29-26, in the Sugar Bowl ... aided a Blue Devil defense that allowed 200.67 total yards and 9.30 points per game.

Ernie Jackson

#13 • DB • HOPKINS, S.C.
1971 • FIRST TEAM (CONSENSUS)

One of six Duke players to earn consensus first team All-America honors ... starred at Duke from 1969-71 ... as a senior in 1971, returned two interceptions for touchdowns ... also named the ACC Player of the Year in 1971, becoming the league's first defensive player to win the honor ... first player in ACC history to earn league player of the week honors on both offense and defense ... named to the Silver Anniversary All-ACC Team ... seventh round pick of the Saints in the 1972 NFL Draft, and went on to play nine professional seasons with New Orleans, Atlanta and Detroit.

Bill Jones

#79 • T • RICHMOND, VA.
1965 • HONORABLE MENTION

Earned honorable mention All-America accolades from the *Associated Press* in 1965 ... helped the Blue Devil offense average 346.40 total yards per game, the program's highest total since 1941 ... also received first team All-ACC, Academic All-ACC and second team Academic All-America honors.

Cedric Jones

#26 • WR • WELDON, N.C.
1981 • SECOND TEAM

After averaging nearly 20 yards per catch and scoring 10 TDs, tabbed to the All-America second unit by the *Associated Press* in 1981 ... finished career with 99 catches for 1,732 yards and 21 TDs ... a third round draft choice of New England in the 1982 NFL Draft ... played nine seasons with the Patriots and made an appearance in Super Bowl XX.

See page 211 for career receiving statistics

Steve Jones

#46 • RB • SANFORD, N.C.
1972 • THIRD TEAM

Received third team All-America honors from the *Associated Press* following senior season in 1972 ... held the school's career rushing mark for over 30 years before Chris Douglas surpassed his total of 2,951 yards during the 2004 season ... rushed for a Duke single-season record 1,236 yards in 1972 ... gained over 850 yards in both 1970 and 1971 ... scored 20 career TDs on the ground ... picked in the fifth round by the Rams in 1973 and played six seasons in the National Football League.

See page 191 for career rushing statistics

Mike Junkin

#48 • LB • BELVIDERE, ILL.
1985 • HONORABLE MENTION
1986 • SECOND TEAM

Honorable mention All-America pick by the *Associated Press* as a junior in 1985 after posting 162 tackles including 12.0 tackles for loss ... a year later, received second team All-America honors from both the *Associated Press* and *Sporting News* after setting a school single-season mark with 188 total stops ... had 100 or more tackles in three straight seasons ... ranks atop Duke's all-time tackles chart with 513 career hits ... first round pick of the Cleveland Browns in the 1987 NFL Draft.

See page 227 for career defensive statistics

Sonny Jurgensen

#18 • DB • WILMINGTON, N.C.
1956 • HONORABLE MENTION

An honorable mention All-America pick by the *Associated Press* as a defensive back in 1956 ... registered one INT as the Blue Devils held eight of 10 opponents to seven points or less ... also played QB and threw for 371 yards and two TDs ... selected in the fourth round of the 1957 NFL Draft by the Philadelphia Eagles ... enjoyed an 18-season NFL career with the Eagles and Washington Redskins, throwing for 32,224 yards and 255 TDs and was a five-time Pro Bowl selection ... retired as the NFL's all-time leader in passing yardage ... member of the North Carolina Sports Hall of Fame (1971), Duke Athletics Hall of Fame (1979) and Pro Football Hall of Fame (1983).

See page 147 for NFL biographical sketch

Mike Karmazin

#42 • T • IRWIN, PA.
1941 • SECOND TEAM

Second team All-America choice by *Life Magazine* in 1941 after helping the Blue Devils to a 9-1 mark ... guided the Blue Devils to a three-year record of 24-4 from 1939-41.

John Kerns

#49 • T • GENEVA, OHIO
1944 • HONORABLE MENTION

In his only season as a letterman, received an honorable mention All-America nod from both the *Associated Press* and *United Press International* in 1944 after Duke went 6-4 with a victory over Alabama in the Sugar Bowl.

Bill Khayat

#37 • TE • YORK, PA.
1994 • HONORABLE MENTION

Picked up honorable mention All-America recognition from *Football News* in 1994 after catching 49 passes for 562 yards and two TDs ... capped the season off with a 11-catch, 109-yard performance against Wisconsin in the Hall of Fame Bowl ... also earned second team All-ACC and Academic All-ACC honors.

See page 211 for career receiving statistics

Ernie Knotts

#47 • G • ALBEMARLE, N.C.
1944 • HONORABLE MENTION
1945 • SECOND TEAM

Honorable mention All-America choice in 1944 by both the *Associated Press* and *United Press International* ... second team All-America pick by the Football Coaches in 1945 while helping Duke to 6-2 and captured the Southern Conference championship for the third straight year ... served as team captain and also received All-Southern Conference honors ... held the nickname "Bear" ... inducted into the Duke Athletics Hall of Fame in 1993.

Steve Lach

#37 • HB • ALTOONA, PA.
1941 • FIRST TEAM

Garnered first team All-America recognition from *Newspaper Enterprise America*, *Liberty and Collier's* in 1941 ... in 1941, punted for a school single-season record 45.89 average and rushed for 532 yards and 10 TDs while helping Duke to a 9-1 record and Rose Bowl berth ... finished ninth in the balloting for the Heisman Trophy ... first round pick of the Cardinals in the 1942 NFL Draft ... enshrined in the College Football Hall of Fame.

Lach's Rushing Statistics

Year	Att.	Yards	Avg.	TD
1939	0	0	—	0
1940	46	315	6.85	5
1941	63	532	8.44	10
Total	109	847	7.77	15

Lach's Punting Statistics

Year	Att.	Yards	Avg.	Lg
1939	14	545	38.93	—
1940	43	1,662	38.65	60
1941	28	1,285	45.89	64
Total	85	3,492	41.08	64

Sims Lenhardt

#12 • K • CHARLESTON, S.C.
1999 • HONORABLE MENTION

An honorable mention All-America selection by *Football News* in 1999 ... led Duke in scoring with 59 points by making 14-of-18 field goal attempts and all 17 PAT attempts ... three-time All-ACC selection ... three-time Academic All-ACC choice ... graduated as Duke's all-time leader in total points (240) and field goals (55).

See page 217-218 for career kicking statistics

Dan Lonon

#76 • T • HICKORY, N.C.
1964 • HONORABLE MENTION

Picked up honorable mention All-America citation from the *Associated Press* in 1964 after captaining Duke to a second place finish in the ACC ... guided a defense that allowed just 13.50 points per game and surrendered more than 21 points just once during the season ... also a first team All-ACC choice.

Buddy Luper

#20 • HB • ROCKY MOUNT, N.C.
1943 • HONORABLE MENTION

Honorable mention All-America choice in 1943 by both the *Associated Press* and *United Press International* after leading Duke in rushing yards (520), passing yards (351), total offensive yards (871), punt return yards (221) and all-purpose yards (811) ... also a first team All-Southern Conference pick after helping the Blue Devils to a 9-1 record and league championship.

Johnny Markas

#61 • G • MORGANTON, N.C.
1962 • HONORABLE MENTION

Team captain and honorable mention All-America selection in 1962 by *Williamson* as Duke went 8-2 and won the ACC championship ... helped the Blue Devils allow just 43 total points while posting a perfect 6-0 ledger in conference play.

Ross Martin

#35 • K • SOLON, OHIO
2012 • HONORABLE MENTION
2014 • HONORABLE MENTION
2015 • HONORABLE MENTION

Three-time honorable mention All-America pick by *Sports Illustrated* in 2012, 2014 and 2015 ... topped the 100-point plateau in all three seasons with 106 in 2012, 107 in 2014 and 120 in 2015 ... four-time All-ACC and Academic All-ACC selection ... finished career as Duke's all-time leader in total points (430), field goals (78) and PATs (196) ... represented Duke in the Reese's Senior Bowl on January 30, 2016, in Mobile, Ala. ... signed free agent contract with the NFL's New York Jets in May, 2016.

See page 217-218 for career kicking statistics

Bob Matheson

#53 • LB • BOONE, N.C.
1965 • HONORABLE MENTION
1966 • FIRST TEAM

Honorable mention All-America pick by the *Associated Press* in 1965 and a first team All-America honoree by *Sporting News*, *Associated Press* and *Time Magazine* in 1966 ... team captain and Duke's MVP in 1966 ... two-time first team All-ACC pick ... named to both the Silver Anniversary and 50th Anniversary All-ACC teams ... first round selection of the Dolphins in the 1967 NFL Draft ... played 14 professional seasons ... a member of two Super Bowl championship teams with Miami including the 1972 squad that remains the only team in NFL history to go undefeated through the regular season and win the Super Bowl.

George McAfee

#22 • HB • IRONTON, OHIO
1939 • SECOND TEAM

Led Duke in rushing, receiving, scoring, kickoff returns, punt returns, interceptions and punting en route to earning second team All-America honors from *Associated Press*, *United Press International* and *News Enterprise America* in 1939 as the Blue Devils went 8-1 ... as a senior, had 23 runs of 20 or more yards and punted 40 times for a 38.2 average ... guided Duke to a three-year ledger of 24-4-1 ... enshrined in the College Football Hall of Fame in 1961 ... enjoyed an outstanding professional career with the Chicago Bears and earned induction into the Pro Football Hall of Fame 1966.

See page 147 for NFL biographical sketch

McAfee's Rushing Statistics

Year	Att.	Yards	Avg.	TD
1937	48	287	5.98	3
1938	17	22	1.29	0
1939	96	596	6.21	7
Total	161	905	5.62	10

J.V. McCarthy

#66 • T • RUMSON, N.J.
1964 • HONORABLE MENTION

Tabbed honorable mention All-America by the *Associated Press* in 1964 ... helped protect All-ACC QB Scotty Glacken, who led the league in pass completions and TD passes, and open holes for All-ACC RB Mike Curtis, who rushed for 497 yards and four TDs.

Carl McGee

#3 • LB • CINCINNATI, OHIO
1976 • HONORABLE MENTION

Secured honorable mention All-America accolades from the *Associated Press* in 1976 ... carded 130 total tackles along with 5.0 tackles for loss, two caused fumbles and one INT ... also received first team All-ACC honors.

See page 227 for career defensive statistics

Mike McGee

#68 • G • ELIZABETH CITY, N.C.
1958 • HONORABLE MENTION
1959 • FIRST TEAM

Honorable mention All-America selection by *United Press International* in 1958 and a first team All-America pick by *Time Magazine* and *Football Writers Association* in 1959 ... also captured ACC Player of the Year honors and the Outland Trophy as the top interior lineman in the nation in 1959 ... two-time first team All-ACC choice ... named to both the Silver Anniversary and 50th Anniversary All-ACC squads ... enshrined in the College Football Hall of Fame ... second round draft pick of the NFL's St. Louis Cardinals in 1960 ... served as Duke's head coach from 1971-78.

Hal McElhanev

#35 • FB • BURGETTSTOWN, PA.
1957 • HONORABLE MENTION

Named honorable mention All-America by four outlets – *Associated Press*, *Football Coaches*, *United Press International* & *Williamson* – in 1957 ... team captain while rushing for 227 yards and two TDs and earning the ACC's Jacobs Blocking Trophy for the second consecutive year ... two-time ACC wrestling champion in the 191-pound division ... selected in the eighth round of the 1957 NFL Draft by the Philadelphia Eagles ... inducted into the Duke Athletics Hall of Fame in 1995.

McElhanev's Rushing Statistics

Year	Att.	Yards	Avg.	TD
1955	50	185	3.70	3
1956	90	449	4.99	1
1957	55	227	4.13	2
Total	195	861	4.42	6

John McNabb

#60 • G • CHARLESTON, W. VA.
1965 • HONORABLE MENTION

Named honorable mention All-America in 1965 by the *Associated Press* after winning the ACC's Jacobs Blocking Trophy ... also a first team All-ACC pick in 1965 while serving as an alternate captain.

Ed Meadows

#70 • T • OXFORD, N.C.
1952 • FIRST TEAM
1953 • FIRST TEAM

Became Duke's second two-time first team All-America honoree in 1952 and 1953 ... first team pick by *Collier's* in 1952 after helping Duke to an 8-2 overall record as the Blue Devils won the Southern Conference title ... first team choice by *Football Writers Association*, *Football Digest* and *Williamson* in 1953 after guiding the Blue Devils to a 7-2-1 overall record and the first ACC championship ... also named to the Silver Anniversary All-ACC Team ... represented Duke in the Senior Bowl in 1954 ... third-round pick of the Colts and played six seasons in the NFL ... enshrined into the Duke Athletics Hall of Fame in 2016.

Dave Meier

#62 • LB • POTTSTOWN, PA.
1975 • HONORABLE MENTION

Honorable mention All-America pick by the *Associated Press* in 1975 after leading Duke with 150 total tackles and adding three INTs ... posted a season-high 16 tackles against both Georgia Tech and Southern California ... also served as team captain and earned first team All-ACC honors.

See page 227 for career defensive statistics

Bruce Mills

#89 • DE • THOMASVILLE, N.C.
1970 • HONORABLE MENTION

An honorable mention All-America choice by the *Associated Press* in 1970 after registering 97 tackles and three caused fumbles ... also a first team All-ACC selection.

Bill Milner

#67 • G • WAYNESVILLE, N.C.
1943 • FIRST TEAM
1946 • SECOND TEAM

Named first team All-America by the *New York Sun* after guiding Duke to an 8-1 ledger in 1943 ... helped Duke outscore its opponents by a 335-34 count in 1943 ... second team All-America pick by *Football Writers Association* and *Football Coaches Association* in 1946 after captaining the Duke team.

Will Monday

#41 • P • FLOWERY BRANCH, GA.
2014 • HONORABLE MENTION

Picked up honorable mention All-America recognition from *Sports Illustrated* in 2014 after ranking third in the ACC and 27th nationally in punting average (42.68) ... four-time All-ACC and Academic All-ACC pick ... finished career as Duke's all-time leader in punting average (42.64) ... represented Duke in the East-West Shrine Game and participated in the NFL Combine February 23-29, 2016, in Indianapolis, Ind. ... signed free agent contract with the NFL's Pittsburgh Steelers in May, 2016.

See page 223 for career punting statistics

Tee Moorman

#85 • E • MIAMI, FLA.
1960 • FIRST TEAM

First team All-America selection in 1960 by the *Football Writers Association of America* and *Football News* after catching a then school-record 54 passes for 476 yards and three TDs ... in 1960, helped Duke to an 8-3 record, the ACC championship and a 7-6 win over Arkansas in the Cotton Bowl ... caught the game-tying touchdown pass from Don Altman late in the fourth quarter in the bowl victory over the Razorbacks ... named to the Silver Anniversary All-ACC Team ... earned an NCAA Silver Anniversary Award in 1986.

Moorman's Receiving Statistics

Year	Rec.	Yards	Avg.	TD
1958	11	142	12.91	1
1959	6	91	15.17	1
1960	54	476	8.82	3
Total	71	709	9.99	5

Brian Morton

#17 • P • WINTER HAVEN, FLA.
2000 • FIRST TEAM

First team All-America selection by the *Football Writers Association of America* and *Sporting News* as a senior in 2000 after averaging 45.2 yards per punt ... average led the ACC and ranked second nationally and continues to stand second on Duke's single-season chart ... also received first team All-ACC accolades in 2000 ... closed his career with an ACC-record 12,000 career punting yards.

See page 223 for career punting statistics

Kelly Mote

#32 • E • HAPEVILLE, GA.
1945 • HONORABLE MENTION

Garnered honorable mention All-America honors from the *Associated Press* in 1945 as Duke went 6-2 and captured the Southern Conference crown ... also earned first team all-league honors and served as Duke's game captain for the final three weeks in victories over Georgia Tech, N.C. State and North Carolina.

Mike Murphy

#53 • C • LOUISVILLE, KY.
1967 • HONORABLE MENTION

Secured honorable mention All-America honors by the *Associated Press* in 1967 after serving as team captain ... also earned first team All-ACC honors and represented Duke at the East-West Shrine Game.

Jim Myers

#41 • G • MADISON, W. VA.
1943 • HONORABLE MENTION

An honorable mention All-America pick by both the *Associated Press* and *United Press International* in 1943 ... helped the Blue Devils to an 8-1 ledger and Southern Conference title as Duke outscored its opponents by a 335-34 margin on the year.

Ed Newman

#74 • OG • WOODBURY, N.Y.
1971 • SECOND TEAM
1972 • HONORABLE MENTION

Second team All-America choice by *Football News* in 1971 before garnering honorable mention accolades from the *Associated Press* a season later ... was a key element in the Duke offense during his tenure as quarterback Leo Hart, receiver Wes Chesson and back Steve Jones set school records ... two-time All-ACC selection ... two-time ACC wrestling champion (1970-71) in the heavyweight division ... chosen in the sixth round of the 1973 NFL Draft by Miami, and helped the Dolphins to three Super Bowl berths ... four-time NFL All-Pro pick in 1981-82-83-84 ... inducted into the Duke Athletics Hall of Fame in 1987.

Vince Oghobaase

#3 • DT • HOUSTON, TEXAS
2009 • THIRD TEAM

Third team All-America selection in 2009 by *Sporting News* after posting 37 tackles, 7.5 tackles for loss and 2.5 quarterback sacks ... two-time honorable mention All-ACC choice ... named team captain as a senior ... played in 44 career games and totaled 165 tackles, 36.5 tackles for loss and 14.0 quarterback sacks.

Oghobaase's Defensive Statistics

Year	UT	AT	TT	TFL	QBS	INT
2006	10	18	28	8.0-19	1.0-6	0
2007	20	29	49	12.0-42	4.5-29	0
2008	23	28	51	9.0-38	6.0-33	0
2009	18	19	37	7.5-33	2.5-15	0
Total	71	94	165	36.5-132	14.0-83	0

Robert Oxendine

#63 • OT • ARLINGTON, VA.
1982 • SECOND TEAM

Received second team All-America accolades from *Football News* in 1982 after co-captaining the Blue Devils to a 6-5 ledger and third place finish in the ACC ... provided protection for quarterback Ben Bennett, who established school single-season records for passing yards (3,033) and TDs (20).

Johnny Palmer

#53 • C • LYNCHBURG, VA.
1953 • HONORABLE MENTION

An honorable mention All-America pick by *United Press International* in 1953 after helping Duke to a 7-2-1 ledger and ACC championship ... helped the Blue Devil defense surrender an average of 8.10 points per game with six opponents scoring seven points or less.

Ace Parker

#34 • HB • PORTSMOUTH, VA.
1935 • SECOND TEAM
1936 • FIRST TEAM (CONSENSUS)

Two-time All-America pick ... earned second team All-America honors from *Newspaper Enterprise America* in 1935 and first team accolades from *Associated Press*, *United Press International*, *Walter Camp Foundation* and *Hearst Newspapers* a year later ... guided Duke to a three-year record of 24-5 from 1934-36, serving as team captain in final season as the Blue Devils went 9-1 ... finished sixth in the balloting for the Heisman Trophy ... enshrined in the College Football Hall of Fame ... second round pick of the NFL's Brooklyn Dodgers in 1937 ... earned the league's Most Valuable Player award in 1940 and inducted into the Pro Football Hall of Fame in 1972 ... played Major League Baseball for the Philadelphia Athletics.

See page 147 for NFL biographical sketch
See page 199 for career rushing statistics

Bob Pascal

#20 • HB • BLOOMFIELD, N.J.
1955 • FIRST TEAM

Received first team All-America honors from *Williamson* in 1955 ... became Duke's first two-time first team All-ACC performer ... helped Duke to a 22-6-3 three-year ledger including the 1954 ACC crown and a 34-7 win over Nebraska in the Orange Bowl ... in the win over Nebraska, rushed nine times for 91 yards and scored the first touchdown of the game with a seven-yard dash ... paced the Blue Devils in rushing in both 1954 and 1955 and was Duke's MVP in 1955 ... in a 14-0 win over Wake Forest on November 19, 1955, rushed 20 times for a career-high 157 yards ... finished career with 1,523 rushing yards and 19 TDs ... third round selection of the Baltimore Colts in the 1956 NFL Draft.

See page 199 for career rushing statistics

John Patterson

#74 • OT • ALLENTOWN, PA.
1977 • HONORABLE MENTION

An honorable mention All-America selection by the *Associated Press* in 1977 as Duke's lone All-ACC selection.

Gary Pellom

#63 • OT • FAYETTEVILLE, N.C.
1975 • HONORABLE MENTION

Named honorable mention All-America by the *Associated Press* in 1975 ... helped the Duke offense compile 4,074 yards of total offense, reaching the 4,000-yard barrier for just the third time in school history (1968 & 1970).

Damond Philyaw-Johnson

#85 • KR • PENSACOLA, FLA.
2019 • FOURTH TEAM

Fourth team All-America choice by *Phil Steele* in 2019 after registered 549 yards on 17 returns (32.29) with two TDs ... matched NCAA single-game record with two KORs for TDs against Wake Forest in 2019 ... the two KORs for scores in a single game marked the second time in ACC history a player achieved the feat ... the 251 KOR yards versus the Demon Deacons marked the highest single-game total in school history, while the 98-yarder in that contest tied with Shaun Wilson at the time for the 10th longest return in program history.

Alex Piasecky

#57 • E • JEANETTE, PA.
1941 • HONORABLE MENTION

Garnered honorable mention All-America honors from the *Associated Press* after helping the 1941 squad to a 9-1 record and berth in the Rose Bowl ... part of a defensive unit that allowed 41 total points through nine regular season games and an offense that ranked second nationally in scoring (34.56).

Chris Port

#73 • OT • WANAQUE, N.J.
1989 • FIRST TEAM

First team All-America choice by the *Football Writers Association of America* in 1989 after helping the Blue Devils to an 8-4 record and appearance in the All American Bowl ... key component to a Blue Devil offense that averaged 31.4 points per game and included All-America receiver Clarkston Hines ... two-time first team All-ACC pick ... named the recipient of the Jacobs Blocking Trophy in 1989 as the top blocker in the ACC ... spent six seasons with the New Orleans Saints after being selected in the 12th round of the 1990 NFL Draft.

Pat Preston

#50 • T • THOMASVILLE, N.C.
1943 • FIRST TEAM

Received first team All-America honors from *Associated Press* and *International News Service* in 1943 after helping the Blue Devils outscore their opponents by a 335-34 margin on the season ... led Duke to an 8-1 mark and the Southern Conference championship ... lone defeat of the campaign came to No. 4 Navy, 14-13.

Frank Ribar

#50 • T • ALLIQUIPPA, PA.
1939 • SECOND TEAM

Second team All-America choice by *Hearst Newspapers* in 1939 ... helped Duke to a three-year ledger of 24-4-1 from 1937-39 including Southern Conference titles in both 1938 and 1939 ... member of the 1938 Duke squad that rolled through the regular season unbeaten, untied and unscored upon and then played against Southern California in the Rose Bowl.

John Ricca

#76 • DT • BETHESDA, MD.
1973 • HONORABLE MENTION

Tabbed honorable mention All-America in 1973 by the *Associated Press* ... helped Duke rank first in the ACC in pass defense and second in both rush and total defense ... also a first team All-ACC pick.

Tony Ruffa

#52 • T • WASHINGTON, PA.
1940 • SECOND TEAM

Named second team All-America by *Associated Press*, *Williamson* and *Liberty* following the 1940 campaign after helping Duke to a 7-2 record ... guided Duke to a three-year 24-4 ledger ... member of Duke's 1938 squad that went 9-1 and played in the Rose Bowl.

Chris Rumph II

#96 • DE • GAINESVILLE, FLA.
2019 • FIRST & SECOND TEAM

First and second team All-America pick by *Pro Football Focus* and *Sports Illustrated*, respectively, in 2019 after amassing 47 tackles, 13.5 TFL, 6.5 sacks, three PBUs, 11 QB pressures and one forced fumble ... the 13.5 season TFL mark ranked sixth in the ACC ... posted a season-best 4.0 TFL in a victory at Middle Tennessee, which tied him with six others, including himself, for seventh all-time on Duke's single-game chart ... recorded a season-high eight tackles, including 3.5 sacks as Duke topped Miami in its regular season finale ... the final sack total in the game marked the second highest in Duke history ... the 6.5 season sacks tied with Phillip Alexander (2003) for ninth all-time on Duke's single-season charts.

See page 225-226 for career defensive statistics

Rich Searl

#12 • DB • NORTH PLAINFIELD, N.J.
1970 • HONORABLE MENTION
1971 • HONORABLE MENTION

Two-time honorable mention All-America selection by the *Associated Press* in 1970 and 1971 ... in 1970, posted 173 tackles and ranked second in the ACC with seven INTs ... in 1971, tied for the team lead with five INTs ... three-time first team All-ACC choice ... graduated as Duke's all-time leader in INTs (16) and record stood until 2006 (John Talley; 18).

Matt Skura

#62 • C • COLUMBUS, OHIO
2015 • SECOND TEAM

Second team All-America choice by *USA Today* in 2015 after helping Duke to an 8-5 ledger and 44-41 overtime win over Indiana in the New Era Pinstripe Bowl ... served as team captain and earned first team All-ACC honors ... tied for second in the balloting for the ACC's Jacobs Blocking Trophy ... represented Duke at the NFL Combine February 23-29, 2016, in Indianapolis, Ind. ... signed free agent contract with the NFL's Baltimore Ravens in May, 2016.

Red Smith

#49 • HB • WINSTON-SALEM, N.C.
1951 • FIRST TEAM

Named first team All-America by *Collier's* in 1951 after leading the Southern Conference in punting (40.66) ... in addition to his punting, rushed 99 times for 442 yards while scoring five TDs ... played on Duke's 1952 baseball team that advanced to the College World Series ... on the diamond, Smith helped the Blue Devils to a 31-7 mark in 1952 by batting .413 with six home runs and 36 RBI.

Smith's Punting Statistics				
Year	Att.	Yards	Avg.	Lg
1951	47	1,911	40.66	—
1952	22	711	32.32	—
1953	1	27	27.00	—
Total	70	2,649	37.84	—

See page 199 for career rushing statistics

Will Snyderwine

#96 • K • POTOMAC, MD.
2010 • FIRST TEAM

First team All-America selection by the *American Football Coaches Association* in 2010 ... made 21-of-24 (.875) field goals and all 32 of his PAT attempts for 95 total points ... set then school single-season records for field goals, consecutive field goals made (18) and field goal percentage while posting the second-highest point total behind Clarkston Hines' 104-point campaign in 1989 ... ranked first in the ACC and sixth nationally in field goals per game (1.75).

See page 217-218 for career kicking statistics

Chuck Stavins

#77 • T • NIAGARA FALLS, N.Y.
1965 • HONORABLE MENTION

An honorable mention All-America pick in 1965 by the *Associated Press* as Duke went 6-4 ... aided a defensive unit that allowed 15.70 points per game and held six opponents to 15 points or less.

Keith Stoneback

#45 • LB • LANSDALE, PA.
1973 • HONORABLE MENTION
1974 • THIRD TEAM

Honorable mention All-America pick by the *Associated Press* in 1973 after leading the ACC in tackles with 173 ... third team All-America honoree by *Football News* following senior season in 1974 after posting 134 total tackles while helping Duke to six victories ... two-year team captain ... two-time first team All-ACC honoree ... finished career with eight games with 16+ tackles including a career-high 23 stops against N.C. State in 1973.

See page 227 for career defensive statistics

Dennis Tabron

#25 • DB • BUNN, N.C.
1980 • HONORABLE MENTION

Received honorable mention All-America citation from the *Associated Press* in 1980 after leading the ACC in INTs per game (0.45) ... on the year, posted five INTs and four PBUs ... against Clemson, matched ACC single-game record with three INTs and set Duke single-game standard for INT return yards with 128 ... finished career with nine INTs.

Michael Tauiliili

#34 • LB • HOUSTON, TEXAS
2008 • SECOND TEAM

Second team All-America honoree by the *Walter Camp Foundation* in 2008 ... led the ACC and ranked third nationally in tackles per game (11.67) ... closed the season with 140 tackles, 13.0 tackles for loss and four interceptions to earn first team All-ACC honors and finish third in the balloting for ACC Defensive Player of the Year ... also served as team captain and received Duke's MVP award ... logged 434 career stops with 46.0 tackles for loss ... earned Defensive MVP honors in the 84th annual East-West Shrine Game on January 17, 2009.

See page 227 for career defensive statistics

Eric Tipton

#20 • FB • PETERSBURG, VA.
1938 • FIRST TEAM

Named first team All-America by the *United Press International* following the 1938 season ... helped the Blue Devils to a perfect 9-0 regular season record by rushing for 577 yards while completing 22-of-51 passes for 269 yards and two TDs ... served as co-captain with Dan Hill on the 1938 club that fell, 7-3, in the Rose Bowl to Southern California ... enshrined in the College Football Hall of Fame ... chosen in the 15th round of the 1939 NFL Draft by the Washington Redskins

See page 199 for career rushing statistics

Laken Tomlinson

#77 • OG • CHICAGO, ILL.
2014 • FIRST TEAM

Consensus All-America choice in 2014 after guiding Duke to a 9-4 record and berth in the Hyundai Sun Bowl ... received first team honors from *Walter Camp Foundation*, *Associated Press* and second team accolades from *USA Today*, *Athlon* and *Sporting News* ... helped the Blue Devils become the first offense in school history to average 180+ rushing yards and 210+ passing yards per game ... as a senior, served as team captain, earned a spot on the AFCA Good Works Team and was the recipient of the FWAA/Orange Bowl Courage Award ... also a two-time first team All-ACC pick and represented Duke at both the Senior Bowl and 2015 NFL Combine ... first round pick by the Detroit Lions in the 2015 NFL Draft, going 28th overall ... the highest Duke player drafted since Mike Junkin went fifth overall to the Cleveland Browns in 1987, and just the sixth Duke player to be selected in the first round of the draft.

Tom Topping

#76 • T • ROANOKE RAPIDS, N.C.
1957 • FIRST TEAM

First team All-America choice by *Football Writers Association* in 1957 ... also received All-ACC and Team MVP accolades ... a mainstay along the Blue Devil line from 1955-57 ... led Duke to a three-year record of 18-9-4 ... helped the Blue Devils capture the ACC championship in 1955 and play in the 1958 Orange Bowl.

Earle Wentz

#47 • E • SCHOOLFIELD, VA.
1934 • SECOND TEAM

Second team All-America choice by *Liberty* in 1934 as Duke went 7-2 ... also tabbed Duke's Team MVP in 1934 ... two-time All-Southern Conference pick ... guided the Blue Devils to a three-year overall ledger of 23-6.

Jay Wilkinson

#15 • HB • NORMAN, OKLA.
1963 • FIRST TEAM

Earned first team All-America pick by *Football Coaches Association*, *Football Writers Association* and *United Press International* and ACC Player of the Year honoree in 1963 after setting a school single-season record with 12 TDs ... finished ninth in the balloting for the Heisman Trophy ... helped Duke to a three-year record of 20-9-1 and two ACC titles in 1961 and 1962 ... continues to hold Blue Devil records for punt return yards in a game (160) and punt returns for touchdowns in a season (2) ... played in the East-West Shrine Game and the Hula Bowl ... ninth round selection of the Chicago Bears in the 1964 NFL Draft.

Wilkinson's Rushing Statistics

Year	Att.	Yards	Avg.	TD
1961	0	0	—	0
1962	54	279	5.17	0
1963	117	631	5.39	6
Total	171	910	5.32	6

Wilkinson's Receiving Statistics

Year	Att.	Yards	Avg.	TD
1961	12	210	17.50	2
1962	6	65	10.83	1
1963	14	256	18.29	5
Total	32	531	16.59	8

Wilkinson's Punt Return Statistics

Year	No.	Yards	Avg.	TD
1961	22	328	14.91	2
1962	28	259	9.25	0
1963	15	174	11.60	1
Total	65	761	11.71	3

Wilkinson's Kickoff Return Statistics

Year	No.	Yards	Avg.	TD
1961	4	72	18.00	0
1962	10	219	21.90	0
1963	9	260	28.89	0
Total	23	551	23.96	0

Matt Williams

#78 • OT • BIRMINGHAM, ALA.
1994 • SECOND TEAM

One of three All-America selections on Duke's 1994 squad ... a second team honoree by *United Press International* following the Blue Devils' 8-4 season that included seven straight wins and a trip to the Hall of Fame Bowl in Tampa, Fla. ... served as team captain and garnered All-ACC accolades in 1994.

Garland Wolfe

#47 • G • GREENSBORO, N.C.
1944 • HONORABLE MENTION

Secured honorable mention All-America accolades from *United Press International* in 1944 after Duke went 6-4 and defeated Alabama, 29-26, in the Sugar Bowl.

COLLEGE FOOTBALL HALL OF FAME

Fred Crawford

1973

T • WAYNESVILLE, N.C.

Inducted in 1973 ... lettered three seasons (1931-32-33) as Duke went 21-7-2 during his tenure ... two-time All-America pick in 1932 (2nd team) and 1933 (1st team) ... Duke's first All-America selection ... became the first athlete from the state of North Carolina to be named to a football All-America squad ... led the Blue Devils to a 9-1 season record and the Southern Conference championship in 1933 ... team captain and All-Southern Conference selection in 1933 ... enshrined in both the Duke Sports (1976) and North Carolina Sports (1964) Halls of Fame.

Al DeRogatis

1986

#68 • T • NEWARK, N.J.

Inducted in 1986 ... lettered four seasons (1945-46-47-48) ... member of Duke's 1945 squad that captured the Southern Conference title and finished the year ranked 13th in the final *Associated Press* national poll ... All-Southern Conference pick in 1946 ... team captain and first team All-America honoree in 1948 ... second round choice of the NFL's New York Giants in 1949 and twice was named All-Pro ... earned induction into the Duke Sports Hall of Fame in 1985.

Dan Hill

1962

#35 • C • ASHEVILLE, N.C.

Inducted in 1962 ... lettered three seasons (1936-37-38) ... helped Duke to a three-year record of 25-4-1 with three top-20 finishes in the final *Associated Press* national poll (11th in 1936, 20th in 1937 & 3rd in 1938) ... member of two Southern Conference championship squads in 1936 and 1938 ... first team All-America pick in 1938 ... served as co-captain of the 1938 Iron Dukes unit that recorded nine shutouts during the regular season and finished the year 9-1 following a 7-3 loss to Southern California in the Rose Bowl ... also enshrined in both the Duke Sports (1975) and North Carolina Sports (1972) Halls of Fame.

Clarkston Hines

2010

#12 • WR • CHAPEL HILL, N.C.

Inducted in 2010 ... lettered four seasons (1986-87-88-89) ... two-time first team All-America selection in 1988 and 1989 ... three-time All-ACC pick ... consensus first team All-America pick following his senior season in 1989 ... in 1989, named the ACC Player of the Year after catching 61 passes for 1,149 yards and 17 TDs as Duke captured a share of the league title and played in the All American Bowl ... had 68 grabs for 1,067 yards and 10 TDs as a junior and 57 catches for 1,093 yards and 11 TDs during sophomore campaign ... at the time of induction, was Duke's career leader in receptions (189), receiving yards (3,318), touchdown receptions (38) and 100-yard receiving games (17) ... the only player in ACC history to register three 1,000-yard receiving campaigns ... held league record for TD receptions ... recipient of the McKeelin Award as the top athlete in the ACC in 1989 ... inducted into the Duke Sports Hall of Fame in 1999.

See page 211 for career receiving statistics

Howard Jones

1951

COACH • EXCELLO, OHIO

Inducted in 1951 ... served as Duke's head coach in 1924 and compiled a record of 4-5 (.444) in one season with the Blue Devils ... also served as the head coach at Syracuse (1908), Yale (1909 & 1913), Ohio State (1910), Iowa (1916-23) and Southern California (1925-40) ... compiled an overall head coaching record of 194-64-21 (.733) and won five national crowns with Yale (1909) and Southern California (1928, 1931, 1932 & 1939) ... played football at Yale and was a member of three national championship teams (1905, 1906 & 1907).

Steve Lach

1980

#37 • HB • ALTOONA, PA.

Inducted in 1980 ... lettered three seasons (1939-40-41) ... helped Duke to a three-year record of 24-4 and two Southern Conference crowns (1939 & 1941) ... garnered first team All-America recognition in 1941 ... punted for a school single-season record 45.9 average and rushed for 532 yards and 10 TDs in 1941 while helping Duke to a 9-1 record and Rose Bowl berth ... two-time All-Southern Conference choice ... first round pick of the Cardinals in the 1942 NFL Draft ... inducted into the Duke Sports Hall of Fame in 1980.

Lach's Rushing Statistics

Year	Att.	Yards	Avg.	TD
1939	0	0	—	0
1940	46	315	6.85	5
1941	63	532	8.44	10
Total	109	847	7.77	15

George McAfee

1961

#22 • HB • IRONTON, OHIO

Inducted in 1961 ... lettered three seasons (1937-38-39) ... helped Duke to a three-year record of 24-4-1 ... member of two Southern Conference championship squads in 1938 & 1939 ... in 1939, led Duke in rushing, receiving, scoring, kickoff returns, punt returns, interceptions and punting en route to earning second team All-America honors as the Blue Devils went 8-1 ... first round pick of the Chicago Bears in 1940 ... had jersey #5 retired by the Bears ... enshrined in the Pro Football Hall of Fame (1966) ... inducted into the Duke Sports (1975) and North Carolina Sports (1967) Halls of Fame.

McAfee's Rushing Statistics

Year	Att.	Yards	Avg.	TD
1937	48	287	5.98	3
1938	17	22	1.29	0
1939	96	596	6.21	7
Total	161	905	5.62	10

Mike McGee

1990

#68 • G • ELIZABETH CITY, N.C.

Inducted in 1990 ... lettered three seasons (1957-58-59) ... member of Duke's 1957 club that played in the Orange Bowl and finished the year ranked 16th nationally ... first team All-America pick in 1959 ... captured the Outland Trophy in 1959 as the top interior lineman in the nation ... 1959 ACC Player of the Year ... two-time first team All-ACC choice ... named to both the Silver Anniversary and 50th Anniversary All-ACC squads ... second round draft pick of the NFL's St. Louis Cardinals in 1960 ... served as Duke's head coach from 1971-78 ... enshrined in the Duke Sports (1983) and North Carolina Sports (1991) Halls of Fame.

Bill Murray

1974

COACH • ROCKY MOUNT, N.C.

Inducted in 1974 ... served as Duke's head coach from 1951-65 and compiled a record of 93-51-9 (.637) in 15 seasons ... a 1931 Duke graduate and three-year football letterman (1928-29-30) ... guided Duke to one Southern Conference title (1952) and six ACC crowns (1953, 1954, 1955, 1960, 1961 & 1962) ... ACC Coach of the Year pick in 1954, 1960 & 1962 ... led Duke to appearances in the Orange Bowl (1954 & 1957) and Cotton Bowl (1960) ... head football coach at Delaware from 1940-50, compiling a record of 49-16-2 (.739) ... inducted into the Duke Sports Hall of Fame in 1976.

Ace Parker

1955

#34 • HB • PORTSMOUTH, VA.

Inducted in 1955 ... lettered three seasons (1934-35-36) ... guided Duke to a three-year record of 24-5 ... two-time All-America choice (1935 & 1936) ... Duke's team captain and MVP in 1936 ... played on two Southern Conference championship teams (1935 & 1936) ... second round pick of the NFL's Brooklyn Dodgers in 1937 ... MVP of the NFL in 1940 ... inducted into the Pro Football Hall of Fame in 1972 ... served as an assistant football coach at Duke from 1947-65 ... enshrined in the Duke Sports (1975) and North Carolina Sports (1963) Halls of Fame.

See page 147 for NFL biographical sketch

See page 199 for career rushing statistics

Steve Spurrier

2017

COACH • MIAMI BEACH, FLA.

Inducted in 2017 ... served as Duke's head coach from 1987-89 and compiled a record of 20-13-1 (.603) in three seasons ... ACC Coach of the Year selection in both 1988 and 1989 ... guided Duke to the ACC Championship and All American Bowl appearance in 1989 ... the Heisman Trophy recipient in 1966 as a quarterback at Florida ... went on to serve as the head coach at his alma mater (1990-2001) and South Carolina (2005-15) ... finished with an overall collegiate coaching ledger of 228-89-2 with seven conference championships, 21 bowl game berths and the 1996 national crown ... also a member of the College Football Hall of Fame as a player.

Eric Tipton

1965

#20 • FB • PETERSBURG, VA.

Inducted in 1965 ... lettered three seasons (1936-37-38) ... helped Duke to a three-year mark of 25-4-1 ... co-captain and first team All-America pick in 1938 ... All-Southern Conference selection in 1938 ... chosen by the Washington Redskins in the 15th round in the 1939 NFL Draft ... inducted into the Duke Sports Hall of Fame in 1976.

See page 199 for career rushing statistics

Wallace Wade

1955

COACH • TRENTON, TENN.

Inducted in 1955 ... head coach at Duke from 1931-41 and 1946-50 ... compiled an overall record of 110-36-7 (.742) in 16 seasons ... guided Duke to six Southern Conference crowns in 1933, 1935, 1936, 1938, 1939 and 1941 ... coached Duke to Rose Bowl berths in 1938 and 1941 ... head coach at Alabama from 1923-30, posting a 61-13-3 (.812) record with three national titles (1925, 1926 & 1930) ... played college football at Brown (1914-16) ... served as the commissioner of the Southern Conference from 1951-60 ... Duke's football stadium was renamed Wallace Wade Stadium in 1967 ... bronze statue of Wade was erected outside Alabama's Bryant-Denny Stadium in 2006 ... inducted into the Duke Sports Hall of Fame in 1975.

PRO FOOTBALL HALL OF FAME

Sonny Jurgensen

1983

QB • WILMINGTON, N.C.
PHILADELPHIA EAGLES
WASHINGTON REDSKINS

Inducted in 1983 ... fourth round draft choice of the Philadelphia Eagles in 1957 (43rd pick overall) ... played 18 seasons with the Eagles (1957-63) and Washington Redskins (1964-74) ... played in 218 total games (83 with Philadelphia & 135 with Washington) ... served as backup to Bobby Thompson (1957) and Norm van Brocklin (1958-60) in Philadelphia before taking starting role in 1961 ... traded on April 1, 1964, from Philadelphia to Washington in exchange for QB Norm Snead and CB Claude Crabb ... won five (1961, 1962, 1966, 1967 & 1969) NFL individual passing titles ... led the NFL in passing touchdowns twice (1961 & 1967) ... led the NFL in pass completions four times (1961, 1966, 1967 & 1969), pass attempts three times (1966, 1967 & 1969) and passer rating once (1967) ... shares the NFL record for longest pass completion, hooking up with Gerry Allen for a 99-yard pass versus Chicago on September 15, 1968 ... surpassed 3,000 yards in five seasons, 300 yards in 25 games and 400 yards in five games ... five-time Pro Bowl pick (1961, 1964, 1966, 1967 & 1969) ... helped Philadelphia to the 1960 NFL championship ... was a member of four playoff teams with the Redskins ... rushed for 493 career yards with 15 TDs ... professional career included 18 fourth quarter comebacks and 14 game-winning drives ... retired as the NFL's all-time leading passer ... named to the NFL's All-Decade team for the 1960s ... tabbed to the Eagles Honor Roll in 1987 ... member of the Redskins Ring of Fame ... inducted into the North Carolina Sports Hall of Fame in 1971 ... inducted into the Duke Sports Hall of Fame in 1979 ... on June 13, 2002, was selected as one of the 70 Greatest Redskins as the organization celebrated its 70th anniversary ... inducted into the Orange Bowl Hall of Honor in 2004 ... born August 23, 1934.

Jurgensen's Passing Statistics

Philadelphia Eagles: 1957-63

Washington Redskins: 1964-74

Year	Comp	Att	INT	Pct.	Yards	TD
1957	33	70	8	.471	470	5
1958	12	22	1	.545	259	0
1959	3	5	0	.600	27	1
1960	24	44	1	.545	486	5
1961	235	416	24	.565	3,723	32
1962	196	366	26	.536	3,261	22
1963	99	184	13	.538	1,413	11
1964	207	385	13	.538	2,934	24
1965	190	356	16	.534	2,367	15
1966	254	436	19	.583	3,209	28
1967	288	508	16	.567	3,747	31
1968	167	292	11	.572	1,980	17
1969	274	442	15	.620	3,102	22
1970	202	337	10	.599	2,354	23
1971	16	28	2	.571	170	0
1972	39	59	4	.661	633	2
1973	87	145	5	.600	904	6
1974	107	167	5	.641	1,185	11
Total	2,433	4,262	189	.571	32,224	255

George McAfee

1966

HB • IRONTON, OHIO
CHICAGO BEARS

Inducted in 1966 ... first round draft choice of the Philadelphia Eagles in 1940 (2nd pick overall) ... played with the Chicago Bears (1940-41; 1945-50) ... in eight seasons, recorded 234 points, 5,713 combined net yards and 25 interceptions ... scored 39 touchdowns in 75 career games ... in 1941, led the league in both rushing yards per attempt average (7.3) and total touchdowns (12), scoring via rush (6), reception (3), punt return (1), kickoff return (1) and interception return (1) ... led the NFL in punt returns (30) and punt return yards (417) in 1948 ... holds career record for punt return average at 12.78 ... career-long rush of 70 yards came in 1941 ... named All-NFL in 1941 ... had his jersey number (#5) retired by the Bears ... named to the NFL's 1940s All-Decade Team as voted on by the Pro Football Hall of Fame Selection Committee members ... helped Chicago to NFL Western Division titles in 1940, 1941 and 1946 and to NFL championships in 1940 and 1946 ... returned an interception 35 yards for a touchdown in Chicago's 73-0 win over Washington in the 1940 NFL Championship Game ... from 1942-45, served in the Navy during World War II ... inducted into the College Football Hall of Fame in 1961 ... inducted into the North Carolina Sports Hall of Fame in 1967 ... inducted into the Duke Sports Hall of Fame in 1975 ... born March 13, 1918 ... died March 4, 2009.

McAfee's Rushing Statistics

Chicago Bears: 1940-41; 1945-50

Year	Att.	Yards	Avg.	Lg	TD
1940	47	253	5.38	—	2
1941	65	474	7.29	70	6
1945	16	139	8.69	38	3
1946	14	53	3.79	14	0
1947	63	209	3.32	39	3
1948	92	392	4.26	23	5
1949	42	161	3.83	23	3
1950	2	4	2.00	4	0
Total	341	1,685	4.94	70	22

McAfee's Receiving Statistics

Chicago Bears: 1940-41; 1945-50

Year	Rec.	Yards	Avg.	Lg	TD
1940	7	117	16.71	—	0
1941	7	144	20.57	39	3
1945	3	85	28.33	65	1
1946	10	137	13.70	25	3
1947	32	492	15.38	53	1
1948	17	227	13.35	50	2
1949	9	157	17.44	52	1
1950	0	0	—	0	0
Total	85	1,359	15.99	65	11

McAfee's Punt Return Statistics

Chicago Bears: 1940-41; 1945-50

Year	PR	Yards	Avg.	Lg	TD
1940	0	0	—	0	0
1941	5	158	31.60	74	1
1945	1	8	8.00	8	0
1946	1	24	24.00	24	0
1947	18	261	14.50	35	0
1948	30	417	13.90	60	1
1949	24	279	11.63	33	0
1950	33	284	8.61	33	0
Total	112	1,431	12.78	74	2

Ace Parker

1972

HB • PORTSMOUTH, VA.
BROOKLYN DODGERS
BOSTON YANKS

Inducted in 1972 ... second round draft choice of the Brooklyn Dodgers in 1937 (13th pick overall) ... played with the Dodgers (1937-41) and Boston Yanks (1945) ... led the NFL in passing yardage in 1938 ... named the NFL's Most Valuable Player in 1940 after passing for 817 yards and 10 touchdowns, rushing for 306 yards and leading the league in PATs (19) as Brooklyn compiled an 8-3 record ... earned All-NFL honors in 1937, 1938, 1939 & 1940 ... defensively, registered seven career interceptions for 151 yards and two touchdowns ... played for the New York Yankees of the AAFC in 1946, completing 62-of-115 passes for 763 yards and eight touchdowns ... also played Major League Baseball with the Philadelphia Athletics from 1937-38 ... with the Athletics, played shortstop, second base, third base and outfield and batted .179 (37-of-207) with five doubles, one triple, two home runs and 25 RBI in 94 career games ... became the third player in Major League Baseball history to hit a home run in his first major league plate appearance, doing so as a pinch hitter in the ninth inning off of Wes Ferrell on April 30, 1937, in a 15-5 loss to the Boston Red Sox ... missed the 1942-44 seasons while serving in the armed services during World War II ... inducted into the College Football Hall of Fame in 1955 ... inducted into the North Carolina Sports Hall of Fame in 1963 ... inducted into the Duke Sports Hall of Fame in 1975 ... born May 17, 1912 ... died November 6, 2013.

Parker's Rushing Statistics

Brooklyn Dodgers: 1937-41

Boston Yanks: 1945

Year	Att.	Yards	Avg.	Lg	TD
1937	34	28	0.82	—	1
1938	93	253	2.72	—	2
1939	104	271	2.61	—	5
1940	89	306	3.44	—	2
1941	85	301	3.54	60	0
1945	18	-49	-2.72	7	0
Total	423	1,110	2.62	60	10

Parker's Passing Statistics

Brooklyn Dodgers: 1937-41

Boston Yanks: 1945

Year	Comp	Att	INT	Pct.	Yards	TD
1937	28	61	7	.459	514	1
1938	63	148	7	.426	865	5
1939	72	157	13	.459	977	4
1940	49	111	7	.441	817	10
1941	51	102	8	.500	639	2
1945	10	24	5	.417	123	0
Total	273	603	47	.453	3,935	22

Parker's Major League Baseball Statistics

Philadelphia Athletics: 1937-38

Year	G	AB	R	H	2B	3B	HR	RBI	SB	AVG
1937	38	94	8	11	0	1	2	13	0	.117
1938	56	113	12	26	5	0	0	12	1	.230
Total	94	207	20	37	5	1	2	25	1	.179

NFL DRAFT PICKS

Year	Rd	Pick	Player, Team, Position
1936	6	9 (54)	Gus Durner, Giants, T
1937	2	3 (13)	Ace Parker, Dodgers, QB/HB
1938	6	5 (45)	Joe Brunansky, Cardinals, T
	12	8 (108)	Elmore Hackney, Giants, QB
1939	8	5 (65)	Dan Hill, Dodgers, C
	12	8 (108)	Robert O'Mara, Redskins, FB
	15	8 (138)	Eric Tipton, Redskins, HB/FB
1940	1	2 (2)	George McAfee, Eagles, QB/HB
	4	4 (29)	Bill Bailey, Dodgers, E
	12	8 (108)	Allen Johnson, Redskins, G
	16	8 (148)	Bolo Perdue, Redskins, G/HB/E
	18	6 (166)	Frank Ribar, Lions, T/G
1941	9	5 (75)	Jasper Davis, Lions, HB/FB
	16	2 (142)	Wes McAfee, Steelers, HB
	19	9 (179)	Alex Winterson, Bears, T
1942	1	4 (4)	Steve Lach, Cardinals, HB
	7	8 (58)	Tommy Prothro, Giants, QB
	9	6 (76)	Frank Swiger, Redskins, HB
	13	8 (118)	Bob Barnett, Giants, C
1943	9	3 (73)	Moffatt Storer, Cardinals, HB
1944	3	9 (25)	Bob Gantt, Steelers, E/BB
	10	5 (92)	Ernie Beamer, Giants, E
	15	8 (150)	Bill Milner, Bears, G
	17	7 (171)	Tom Davis, Redskins, HB/FB
	23	6 (236)	John Perry, Packers, HB
	24	1 (242)	Bob Nanni, Cardinals, T
1945	13	1 (121)	Buddy Luper, Cardinals, HB/TB
	15	2 (144)	Gordon Carver, Cardinals, HB
	17	3 (167)	Ben Cittadino, Cardinals, E
	27	3 (277)	Glen Stough, Steelers, T
	28	1 (286)	Garland Williams, Cardinals, T
	29	6 (302)	Frank Irwin, Redskins, T
1946	2	3 (13)	George Clark, Steelers, HB
	4	4 (29)	Ernie Knotts, Bears, G
	12	5 (105)	Al Bush, Giants, T
	16	7 (147)	Kelly Mote, Lions, E
	18	1 (161)	Frank Irwin, Cardinals, T
	21	10 (200)	Cliff Lewis, Rams, HB
	23	3 (213)	Bill Leitheiser, Steelers, G
	24	2 (222)	Mike Karmazin, Yanks, T
	29	5 (275)	Steve Lucas, Giants
	30	1 (281)	Jim LaRue, Cardinals, WB/HB
1947	14	2 (117)	Leo Long, Yanks, FB/QB
	15	6 (131)	Buddy Mulligan, Cardinals, WB
	25	3 (228)	Hal Mullins, Redskins, T
1948	20	9 (184)	Fred Folger, Steelers, WB/TB
	28	8 (263)	Fred Hardison, Bears, TE
1949	2	3 (14)	Al DeRogatis, Giants, C/T
	10	1 (92)	Bill Davis, Lions, G
	20	6 (197)	Lloyd Eisenberg, Rams, T
	21	7 (208)	Tommy Hughes, Redskins, BB/WB
	21	8 (209)	Jim Duncan, Bears, E
1950	5	7 (60)	Louis Allen, Steelers, T
1951	8	1 (87)	Billy Cox, Redskins, HB
	24	3 (282)	Tom Powers, Redskins, TB/HB
1952	19	9 (226)	Blaine Earon, Lions, E
	23	10 (275)	Bob Bickel, Giants, HB/FB
1953	12	4 (137)	Jim Lawrence, Bears, T
	12	7 (140)	Carson Leach, 49ers, G
	17	12 (205)	Ray Green, Lions, FB/QB/T
	18	5 (210)	Carl Holben, Steelers, T
	22	10 (263)	Byrd Looper, Browns, FB
	24	12 (289)	Truett Grant, Lions, G
	30	5 (354)	Lou Tepe, Steelers, C
1954	3	5 (30)	Ed Meadows, Bears, T
	12	1 (134)	Howard Pitt, Cardinals, E
	21	12 (253)	Jack Kistler, Lions, FB
	22	11 (264)	Lloyd Caudle, Browns, HB
	24	12 (289)	Bob Burrows, Lions, G
1955	14	8 (165)	Nick McKeithan, 49ers, HB
	18	1 (206)	Fred Campbell, Cardinals, T
	23	10 (275)	Jerry Barger, Bears, QB

Year	Rd	Pick	Player, Team, Position
1956	3	8 (33)	Bob Pascal, Colts, HB
	14	1 (158)	Ronnie Falls, Lions, C
	23	7 (272)	Jesse Birchfield, Packers, T/G
	29	8 (345)	Jim Nelson, Giants, G
1957	4	6 (43)	Sonny Jurgensen, Eagles, DB/QB
	8	1 (86)	Hal McElhaney, Eagles, FB
	8	3 (88)	Roy Hord, Rams, FB
	20	7 (236)	Sid DeLoatch, 49ers, T
	23	9 (274)	Milt Konicek, Cardinals, T
	26	2 (303)	Buddy Bass, Packers, HB/E
	26	7 (308)	Tom Topping, 49ers, T
1958	3	9 (34)	Buzz Guy, Browns, G
	6	3 (64)	John Kersey, Eagles, T
	8	11 (96)	Bert Lattimore, Browns, E
	12	11 (144)	Bob Brodhead, Browns, QB
	17	8 (201)	Jack Harrison, Giants, C
	18	4 (209)	Phil Dupler, Bears, FB
	22	7 (260)	Bill Thompson, Steelers, C
	29	9 (346)	Doug Padgett, Colts, E
1959	3	2 (26)	Wray Carlton, Eagles, HB
	16	9 (189)	Ted Royal, Rams, C
	23	10 (274)	Jim Gardner, Browns, T
	29	5 (341)	Dave Sime, Lions, WR
1960	2	2 (14)	Mike McGee, Cardinals, G
	9	4 (100)	Dwight Bumgarner, Redskins, E/T
	13	7 (151)	Bob Spada, Bears, E
1961	9	3 (115)	Joel Arrington, Redskins, HB
	13	13 (181)	Jack Wilson, Browns, HB
	18	8 (246)	Art Browning, Cardinals, G
1962	9	9 (121)	Walt Rappold, Colts, QB
1963	12	3 (157)	Chuck Walker, Cardinals, T
1964	9	14 (126)	Jay Wilkinson, Bears, HB/QB
1965	1	14 (14)	Mike Curtis, Colts, FB
	10	12 (138)	Chuck Drulis, Cardinals, E
	13	6 (174)	Biff Bracy, Redskins, HB
	17	11 (235)	Sonny Odom, Lions, HB
1966	6	14 (94)	Earl Yates, Redskins, G/T
	16	15 (245)	Rod Stewart, Colts, E
1967	1	18 (18)	Bob Matheson, Browns, HB/LB/E
	2	15 (41)	Dave Dunaway, Packers, E
1968	7	26 (191)	Andy Beath, Packers, E/WB/DB
1970	11	14 (274)	Robert Morris, Oilers, C
1971	3	7 (59)	Leo Hart, Falcons, QB
	5	15 (119)	Phil Asack, Chargers, K
	7	7 (163)	Wes Chesson, Falcons, P/HB/E
1972	7	8 (164)	Ernie Jackson, Saints, DB/TB
1973	5	11 (115)	Steve Jones, Rams, RB
	6	26 (156)	Ed Newman, Dolphins, OG
	13	13 (325)	Robert Parrish, Jets, DE
	15	7 (371)	Melvin Parker, Cardinals, DE
1974	12	5 (291)	John Ricca, Jets, DE
1975	8	19 (201)	John Hill, Bills, DT
1977	4	17 (101)	Billy Bryan, Broncos, T
	6	3 (142)	Tony Benjamin, Seahawks, FB
	7	4 (171)	Bob Grupp, Jets, DB/P
1978	3	8 (64)	Lyman Smith, Dolphins, DT
1979	9	14 (234)	Carl McGee, Browns, LB
1982	3	1 (56)	Cedric Jones, Patriots, WR
	4	25 (108)	Charles Bowser, Dolphins, DE
	5	23 (134)	Dennis Tabron, Bears, DB
1983	5	11 (123)	Chris Castor, Seahawks, WR
1984	6	8 (148)	Ben Bennett, Falcons, QB
1987	1	5 (5)	Mike Junkin, Browns, LB
1988	12	23 (328)	Steve Slayden, Browns, QB
1989	3	18 (74)	Anthony Dilweg, Packers, QB/P
1990	9	18 (238)	Clarkston Hines, Bills, WR
	12	16 (320)	Chris Port, Saints, OL
1992	*1	1 (1)	Dave Brown, Giants, QB
1996	4	26 (121)	Ray Farmer, Eagles, FS
	6	36 (203)	Spence Fischer, Steelers, QB
	7	14 (223)	Jon Merrill, Vikings, OT
1998	6	36 (189)	Patrick Mannelly, Bears, OG

Year	Rd	Pick	Player, Team, Position
1999	2	30 (61)	Lennie Friedman, Broncos, C/T
2000	6	7 (173)	Chris Combs, Steelers, DT
2004	6	1 (166)	Shawn Johnson, Raiders, DE
	7	2 (203)	Drew Strojny, Giants, OT
2007	7	5 (215)	Ben Patrick, Cardinals, TE
2013	7	43 (249)	Sean Renfree, Falcons, QB
2014	4	9 (109)	Ross Cockrell, Bills, CB
2015	1	28 (28)	Laken Tomlinson, Lions, OG
	4	6 (105)	Jamison Crowder, Redskins, WR
2019	1	6 (6)	Daniel Jones, Giants, QB
2020	4	13 (118)	Chris Rumph II, Chargers, DE
	5	10 (154)	Michael Carter II, Jets, DB
	5	18 (162)	Noah Gray, Chiefs, TE
	6	26 (210)	Victor Dimukeje, Cardinals, DE

*Dave Brown was selected with the No. 1 overall pick by the New York Giants in the 1992 Supplemental Draft

AFL DRAFT PICKS

Year	Rd	Pick	Player, Team
1960	-	-	Jim Gardner, Boston
	-	-	Dwight Bumgarner, Buffalo
	-	-	Mike McGee, Houston
	-	-	Bob Spada, Boston
1961	4	-	Tee Moorman, Dallas
1962	26	-	Walt Rappold, Dallas
	32	-	Joel Arrington, Dallas
	33	-	Jack Wilson, Dallas
1965	3	-	Mike Curtis, Kansas City
1966	7	-	Scotty Glacken, Denver
1969	2	-	Al Woodall, New York
	17	-	Fred Zirke, New York

USFL DRAFT PICKS

Year	Rd	Pick	Player, Team
1983	5	5 (53)	Chris Castor, Tampa Bay
	11	5 (125)	Tim Bumgarner, Birmingham
	11	12 (132)	Robert Oxendine, Tampa Bay
	13	12 (156)	Greg Boone, Tampa Bay
	23	12 (276)	Carl Franks, Tampa Bay
1984	-	-	Ben Bennett, Jacksonville

CFL DRAFT PICKS

Year	Rd	Pick	Player, Team
2005	1	4 (4)	Chris Best, Saskatchewan
2010	4	4 (27)	Chris Rwabukamba, Hamilton

ALL-TIME NFL ROSTER

Louis Allen, T	Pittsburgh (1950-51)
Troy Andrew, C	Miami (2001-02) San Diego (2004)
Kenny Anunike, DE	Denver (2014-15)
Bill Bailey, E	Brooklyn (1940-41)
Patrick Bailey, LB	Pittsburgh (2008-09) Tennessee (2010-14)
Sam Bailey, E	Boston (1946)
Brian Baldinger, G	Dallas (1982-87) Indianapolis (1988-91) Philadelphia (1992-94)
Tony Benjamin, RB	Seattle (1977-79)
Ben Bennett, QB	Cincinnati (1987) Dallas (1987) Chicago (1988)
Leonard Black, E	Washington (1958)
Josh Blackwell, CB	Philadelphia (2022)
^Issac Blakeney, WR	Washington (2015)
Greg Boone, RB	Tampa Bay (1987)
Breon Borders, CB	^Oakland (2017) Buffalo (2017) ^Houston (2018) Jacksonville (2018-19) Washington (2019) Tennessee (2020) Arizona (2021-22)
Charles Bowser, LB	Miami (1982-85)
Bob Brodhead, QB	Buffalo (1960)
Dave Brown, QB	New York Giants (1992-97) Arizona (1998-2001)
Billy Bryan, C	Denver (1977-89)
Joe Cardwell, T	Pittsburgh (1937-38)
Wray Carlton, RB	Buffalo (1960-67)
Michael Carter II, DB	New York Jets (2021-22)
Jeremy Cash, LB	Carolina (2016-17) ^New York Jets (2017) New York Giants (2017) Cleveland (2017) *Arizona (2018-19)
Chris Castor, WR	Seattle (1983-85)
Wes Chesson, WR	Atlanta (1971-73) Philadelphia (1973-74)
Darius Clark, LB	Denver (2000-02)
Ross Cockrell, CB	Buffalo (2014-15) Pittsburgh (2015-16) New York Giants (2017) Carolina (2018-19) Tampa Bay (2020-22)
Takoby Coffield, OL	^Washington (2015) *Oakland (2016)
Chris Combs, DT	Pittsburgh (2000-02) Jacksonville (2003)
Billy Cox, B	Washington (1951-52, 1955)
Fred Crawford, T	Chicago (1935)
Jamison Crowder, WR	Washington (2015-18) New York Jets (2019-21) Buffalo Bills (2022)
Mike Curtis, LB	Baltimore (1965-75) Seattle (1976) Washington (1977-78)
Randy Cuthbert, RB	Pittsburgh (1993-94)
Matt Daniels, S	St. Louis (2012-14) Jacksonville (2014) ^San Diego (2015)
^Austin Davis, C	Green Bay (2018)
Al DeRogatis, T	New York Giants (1949-52)
^Jordan DeWalt-Ondijo, LB	Houston (2015)
Anthony Dilweg, QB	Green Bay (1989-90)
Victor Dimukeje, DE	Arizona (2021-22)
*Chris Douglas, RB	New York Giants (2004)
Dave Dunaway, WR	Atlanta (1968) Green Bay (1968) New York Giants (1969)
*Terrence Dupree, TE	San Francisco (2000)
Mataeo Durant, RB	Pittsburgh (2022)
Blaine Earon, E	Detroit (1952-53)
Chihe Egbuniwe, LB	Dallas (1997-99)
Jamal Ellis, CB	Denver (1995-96)
Ray Farmer, LB	Philadelphia (1996-98)
John Farquhar, TE	Pittsburgh (1996) New Orleans (1997-99)
Ryan Fowler, LB	Dallas (2004-06) Tennessee (2007-09) New York Jets (2009-10)

Lennie Friedman, OG	Denver (1999-2002) Washington (2003-04) Chicago (2005) Cleveland (2006-08)
Mark Gilbert, CB	Pittsburgh (2021) Detroit (2021-22)
Joe Giles-Harris, LB	Jacksonville (2019-20) Buffalo (2021-22)
Scotty Glacken, QB	Denver (1966-67)
Billy Granville, LB	Cincinnati (1997-2000) Houston (2002)
Noah Gray, TE	Kansas City (2021-22)
Bob Grupp, P	Kansas City (1979-82)
Melwood Guy, T	New York Giants (1959) Dallas (1960) Houston (1961) Denver (1962)
Devery Hamilton, OT	^Las Vegas (2021) New York Giants (2022)
Leo Hart, QB	Atlanta (1971) Buffalo (1972-73)
Howard Hartley, B	Washington (1948) Pittsburgh (1949-52)
Cooper Helfet, TE	Seattle (2012-15) ^Oakland (2016)
Daniel Helm, TE	Los Angeles Chargers (2019) San Francisco (2019-20) Las Vegas (2021)
Thomas Hennessy, LS	New York Jets (2017-22)
Clarkston Hines, WR	Buffalo (1990)
Bernard Holsey, DE	New York Giants (1996-99) Indianapolis (2000) Washington (2003) St. Louis (2004)
Roy Hord, G	Los Angeles (1960-62) Philadelphia (1962) New York Jets (1963)
Deon Jackson, RB	Indianapolis (2021-22)
Ernie Jackson, DB	New Orleans (1972-77) Atlanta (1978) Detroit (1979)
Robert Jackson, G	Cleveland (1975-85)
Cedric Jones, WR	New England (1982-90)
Daniel Jones, QB	New York Giants (2019-22)
Steve Jones, RB	Buffalo (1973-74) St. Louis (1974-78)
Mike Junkin, LB	Cleveland (1987-88) Kansas City (1989)
Sonny Jurgensen, QB	Philadelphia (1957-63) Washington (1964-74)
Mike Karmazin, T	New York Yankees (1946)
^Bill Khayat, TE	Kansas City (1996) Carolina (1997)
Steve Lach, B	Chicago Cardinals (1942) Pittsburgh (1946-47)
Cliff Lewis, QB	Cleveland (1950-51)
Kevin Lewis, LB	New York Giants (2000-05)
Thaddeus Lewis, QB	St. Louis (2010) Cleveland (2011-12; 15) Detroit (2013) Buffalo (2013-14) Houston (2014) Philadelphia (2015) *San Francisco (2016)
Johnathan Lloyd, WR	L.A. Rams (2019)
Shawn Lynch, C	Kansas City (2002) Miami (2003-04) Minnesota (2005) Arizona (2005-06)
Patrick Mannelly, LS	Chicago (1998-13)
Ben Mayes, DL	Houston (1969)
George McAfee, B	Chicago (1940-41; 45-50)
Wes McAfee, B	Philadelphia (1941)
Max McCaffrey, WR	Green Bay (2017) Jacksonville (2017) San Francisco (2017-19)
Robert McDonough, G	Philadelphia (1942-46)
Carl McGee, LB	Cleveland (1979) San Diego (1980-81)
Mike McGee, G	St. Louis (1960-62)
Trevon McSwain, DT	^Chicago Bears (2020)
Bob Matheson, LB	Cleveland (1967-70) Miami (1971-79)
Ed Meadows, E	Chicago (1954; 56-57) Pittsburgh (1955) Philadelphia (1958) Washington (1959)

John Miller	Houston (2002)
Ted Million, C	Minnesota (1987)
Bill Milner, G	Chicago (1947-49) New York Giants (1950)
Brandon Moore, OT	New England (1993-95)
Scottie Montgomery, WR	Denver (2000-02) Oakland (2003)
Kelly Mote, E	New York Giants (1950-52)
Ed Newman, G	Miami (1973-84)
^Vince Oghobaase, DT	Washington (2010)
^Ayanga Okpokowuruk, DE	New York Giants (2010-11)
Ben Patrick, TE	Arizona (2007-10)
Lucas Patrick, OG	Green Bay (2016-21) Chicago (2022)
Joel Patten, T	Cleveland (1980-82) Indianapolis (1987-88) San Diego (1989-90) Los Angeles Raiders (1991)
Ace Parker, B	Brooklyn Dodgers (1937-41) Boston Yanks (1945)
Willard Perdue, E	New York Giants (1944)
Alex Piasecky, E	Philadelphia (1942) Washington (1943-45)
Chris Port, OG	New Orleans (1990-95)
Calen Powell, TE	Seattle (2005) New Orleans (2007)
T.J. Rahming, WR	Washington (2019) Miami (2020)
Sean Renfree, QB	Atlanta (2013-15)
Vincent Rey, LB	Cincinnati (2010-18)
Frank Ribar, G	Washington (1943)
Eron Riley, WR	Baltimore (2009-10) Carolina (2010) Denver (2011) New York Jets (2011-12)
Chris Rumph II, DE	Los Angeles Chargers (2021-22)
Tawambi Settles, FS	Jacksonville (1998-99) New York Giants (2000) Atlanta (2003)
Ed Sharkey, G	Cleveland (1952) Philadelphia (1954-55)
Gannon Shepherd, OT	Jacksonville (2000-01) Atlanta (2002) Houston (2003)
Frank Sinkovitz, C	Pittsburgh (1947-52)
Matt Skura, C	Baltimore (2016-20) New York Giants (2021)
Steve Slayden, QB	Cleveland (1988)
Lyman Smith, T	Miami (1978) Minnesota (1979)
Glen Stough, T	Pittsburgh (1945)
^Drew Strojny, OT	Philadelphia (2004) Tampa Bay (2005) St. Louis (2006)
^Michael Tauiiili, LB	Indianapolis (2009)
Lou Tepe, C	Pittsburgh (1953-55)
Corey Thomas, WR	Detroit (1998-99) Miami (2000) Kansas City (2001)
Juwan Thompson, RB	Denver (2014-17)
Orrin Thompson, OL	Miami (2005-06) Green Bay (2007-08) New York Giants (2009)
Emmett Tilley, LB	Miami (1983)
Laken Tomlinson	Detroit (2015-16) San Francisco (2017-21) New York Jets (2022)
J. Denis Turner, G	New York Giants (1977-84) Washington (1984)
^Conner Vernon, WR	Cleveland (2014)
Chuck Walker, DT	St. Louis (1964-72) Atlanta (1972-75)
Shaun Wilson, RB	Tampa Bay (2018-19) Tennessee (2019)
Al Woodall, QB	New York Jets (1969-74)
*Carlos Wray	San Diego (2016)
*Matt Zielinski, DT	Baltimore (2004-05)

*Injured reserve roster only

^Practice squad roster only

SUPER BOWL

Kenny Anunike, Denver Broncos	Super Bowl L (50)
Patrick Bailey, Pittsburgh Steelers	Super Bowl XLIII (43)
Charles Bowser, Miami Dolphins	Super Bowl XVII (17) & Super Bowl XIX (19)
Billy Bryan, Denver Broncos	Super Bowl XII (12), Super Bowl XXI (21), Super Bowl XXII (22) & Super Bowl XXIV (24)
Ross Cockrell, Tampa Bay Buccaneers	Super Bowl LV (55)
Mike Curtis, Baltimore Colts	Super Bowl III (3) & Super Bowl V (5)
Cooper Helfet, Seattle Seahawks	Super Bowl XLVIII (48) & Super Bowl XLIX (49)
Daniel Helm, San Francisco 49ers	Super Bowl LIV (54)
Cedric Jones, New England Patriots	Super Bowl XX (20)
Sonny Jurgensen, Washington Redskins	Super Bowl VII (7)
Kevin Lewis, New York Giants	Super Bowl XXXV (35)
Patrick Mannelly, Chicago Bears	Super Bowl XLI (41)
Bob Matheson, Miami Dolphins	Super Bowl VI (6), Super Bowl VII (7) & Super Bowl VIII (8)
Ed Newman, Miami Dolphins	Super Bowl VIII (8), Super Bowl XVII (17) & Super Bowl XIX (19)
Ben Patrick, Arizona Cardinals	Super Bowl XLIII (43)
Juwan Thompson, Denver Broncos	Super Bowl L (50)
Laken Tomlinson, San Francisco 49ers	Super Bowl LIV (54)

NFL ALL-PRO

Mike Curtis	1968 ¹ (Baltimore Colts) 1969 ¹ (Baltimore Colts)
Al DeRogatis	1951 ¹ (New York Giants) 1952 ² (New York Giants)
Bob Grupp	1979 ¹ (Kansas City Chiefs)
Sonny Jurgensen	1961 ¹ (Philadelphia Eagles) 1964 ² (Washington Redskins) 1967 ² (Washington Redskins) 1969 ¹ (Washington Redskins)
George McAfee	1940 ² (Chicago Bears) 1941 ¹ (Chicago Bears) 1948 ¹ (Chicago Bears)
Ed Newman	1981 ² (Miami Dolphins) 1982 ¹ (Miami Dolphins) 1983 ² (Miami Dolphins) 1984 ¹ (Miami Dolphins)
Ace Parker	1937 ² (Brooklyn Dodgers) 1938 ¹ (Brooklyn Dodgers) 1939 ¹ (Brooklyn Dodgers) 1940 ¹ (Brooklyn Dodgers)

NFL PRO BOWL

Mike Curtis	1968, 1970, 1971 & 1974
Al DeRogatis	1950 & 1951
Bob Grupp	1979
Sonny Jurgensen	1961, 1964, 1966, 1967 & 1969
George McAfee	1941
Ed Newman	1981, 1982, 1983 & 1984
Laken Tomlinson	2021

RETIRED JERSEY

George McAfee	#5 (Chicago Bears)
---------------	--------------------

NFL MVP

Ace Parker	1940 (Brooklyn Dodgers)
------------	-------------------------

DUKE QUARTERBACKS (1951-present; superscript denotes games started)

Bob Albright

Pretty Prairie, Kan.

1972

Opponent	C-A	Yds	TD	Int
Alabama ¹	8-13	103	2	1
Washington ²	6-16	70	0	1
Stanford ³	4-13	18	1	1
Virginia ⁴	0-0	0	0	0
N.C. State	6-17	125	0	1
Clemson ⁵	0-1	0	0	0
Maryland	- DNP -			
Navy	- DNP -			
Georgia Tech	- DNP -			
Wake Forest	- DNP -			
North Carolina	0-1	0	0	1

Year	G/GS	Cmp	Att	Pct.	Yards	TD	Int
1972	7/5	24	61	.393	316	3	5
Total	7/5	24	61	.393	316	3	5

- Born November 3, 1951
- Jersey #3
- Lettered one season (1972)
- Career rushing: 45-(-4) (-0.09 avg.)

Don Altman

Freeport, Pa.

1959

Opponent	C-A	Yds	TD	Int
South Carolina	1-1	58	1	0
Ohio State	2-2	16	0	0
Rice	1-2	7	0	1
Pittsburgh	4-7	32	0	0
Army ¹	1-3	7	0	0
N.C. State ²	3-4	26	0	0
Georgia Tech	0-1	0	0	0
Clemson ³	0-0	0	0	0
Wake Forest	2-3	15	0	0
North Carolina	5-7	53	0	1

1960

Opponent	C-A	Yds	TD	Int
South Carolina ⁴	14-19	150	1	0
Maryland ⁵	1-4	9	0	0
Michigan ⁶	11-18	86	0	2
N.C. State ⁷	0-3	0	0	0
Clemson ⁸	7-9	43	0	0
Georgia Tech ⁹	9-10	71	0	1
Navy ¹⁰	7-9	51	0	0
Wake Forest ¹¹	6-8	54	1	0
North Carolina ¹²	5-8	25	0	0
UCLA ¹³	8-16	63	0	3

Year	G/GS	Cmp	Att	Pct.	Yards	TD	Int
1959	10/3	19	30	.633	214	1	2
1960	10/10	68	104	.654	552	2	6
Total	20/13	87	134	.649	766	3	8

- Born March 14, 1939
- Jersey #14
- Lettered two seasons (1959-60)
- Academically ineligible in 1958
- First collegiate pass covered 58 yards to Tee Moorman for TD against South Carolina on September 19, 1959
- First career start came against Army on October 17, 1959; completed 1-of-3 (.333) passes for 7 yards in a 21-6 home loss
- Started all 10 games in 1960, leading Duke to a 7-3 regular season record, the ACC championship and berth in the Cotton Bowl
- Enjoyed a four-game stretch in weeks 5-8 in 1960 by completing 29-of-36 (.806) passes for 219 yards in four straight wins over Clemson, Georgia Tech, Navy & Wake Forest
- In Duke's 7-6 win over Arkansas in the Cotton Bowl on January 1, 1961, completed 12-of-15 (.800) passes for 83 yards including game-winning 9-yard TD strike to Tee Moorman with 2:45 remaining in the game
- Led the ACC in pass completion percentage (.654) in 1960
- 2nd team All-ACC, 1960
- Career rushing: 19-(-73) (-3.84 avg.)
- Career kickoff return: 1-14 (14.00 avg.)
- Career punt return: 3-32 (10.67 avg.)
- Career defense: 4 INTs

- Lettered two seasons (1960-61) as a right-handed pitcher on the Duke baseball team
- In 1960, went 8-2 with an 0.82 ERA, hurling 87.2 innings and allowing 74 hits and 8 earned runs with 58 strikeouts and 29 walks
- In 1961, compiled a record of 6-3 with a 2.44 ERA, surrendering 74 hits and 22 earned runs with 47 strikeouts and 19 walks in 81.0 innings
- Helped Duke to a 16-11 mark in 1961 including a berth in the College World Series
- Two-time All-ACC pick in baseball (1st team in 1960; 2nd team in 1961)
- Forewent final year of eligibility by signing professional baseball contract in the spring of 1961

Zack Asack

Westwood, Mass.

2005

Opponent	C-A	Yds	TD	Int
East Carolina	- DNP -			
Virginia Tech	- DNP -			
VMI	4-4	38	1	0
Virginia	7-13	87	1	2
Navy ¹	12-16	111	0	1
Miami ²	4-15	8	0	0
Georgia Tech ³	9-28	90	1	2
Florida State ⁴	9-18	52	0	0
Wake Forest	9-17	97	1	1
Clemson ⁵	26-43	328	1	1
North Carolina ⁶	10-26	155	0	1

2007

Opponent	C-A	Yds	TD	Int
Connecticut	1-1	6	0	0
Virginia	1-5	8	0	0
Northwestern	- DNP -			
Navy	- DNP -			
Miami	- DNP -			
Wake Forest	- DNP -			
Virginia Tech	1-4	3	0	0
Florida State	- DNP -			
Clemson	2-3	10	0	0
Georgia Tech	- DNP -			
Notre Dame	2-5	17	0	0
North Carolina	3-4	-4	0	0

2008

Opponent	C-A	Yds	TD	Int
James Madison	1-3	5	0	0
Northwestern	5-5	38	0	0
Navy	0-1	0	0	0
Virginia	1-1	14	0	0
Georgia Tech	0-1	0	0	0
Miami	3-5	22	0	0
Vanderbilt	0-0	0	0	0
Wake Forest	1-1	2	1	0
N.C. State	0-0	0	0	0
Clemson	10-22	61	1	2
Virginia Tech ⁷	2-9	20	0	4
North Carolina	- DNP -			

Year	G/GS	Cmp	Att	Pct.	Yards	TD	Int
2005	9/6	90	180	.500	966	5	8
2006	-	-	-	-	-	-	-
2007	6/0	10	22	.455	40	0	0
2008	11/1	23	48	.479	162	2	6
Total	26/7	123	250	.492	1,168	7	14

- Born March 2, 1987
- Jersey #13
- Lettered three seasons (2005-07-08)
- First career start came on October 1, 2005, against Navy; completed 12-of-16 (.750) passes for 111 yards and rushed 17 times for 56 yards; became the first true freshman to start at QB for Duke since Steve Slayden in 1984 in a 28-21 home loss
- Departed 2006 spring practice as the starter, but was dismissed from school on July 18, 2006, due to an academic violation
- Spent the 2006 season working as an assistant ball boy for the NFL's New England Patriots
- Returned to the program and served as the No. 2 QB behind Thaddeus Lewis in 2007-08
- Came off the bench to replace an injured Lewis (leg) at Clemson on November 15, 2008; completed 10-of-22 (.455) passes for 61 yards

- with one TD and two INTs in a 31-7 road loss
- Started the next week at Virginia Tech on November 22; completed 2-of-9 (.222) passes for 20 yards with four INTs in a 14-3 road loss
- Moved to defensive back in the spring of 2009, but was dismissed from the program following an academic violation on May 29, 2009
- HM Freshman All-America, 2005 (Sporting News)
- Career rushing: 144-290 (2.01 avg.; 4 TDs)
- Career punting: 1-29 (29.00 avg.)
- Father, Phil, lettered three years as a RB & LB at Duke (1968-69-70)
- Brother, Paul, lettered one year as a K at Duke (2011)

Bill Bailey

Raleigh, N.C.

1956

Opponent	C-A	Yds	TD	Int
South Carolina	- DNP -			
Virginia	2-2	13	0	0
Tennessee	- DNP -			
SMU	- DNP -			
Pittsburgh	- DNP -			
N.C. State	- DNP -			
Georgia Tech	- DNP -			
Navy	- DNP -			
Wake Forest	- DNP -			
North Carolina	- DNP -			

Year	G/GS	Cmp	Att	Pct.	Yards	TD	Int
1956	1/0	2	2	1.000	13	0	0
Total	1/0	2	2	1.000	13	0	0

- Born December 8, 1934
- Jersey #15
- Played on the freshman team in 1954
- Did not see game action in 1955
- Played in one game in 1956, completing 2-of-2 passes for 13 yards in Duke's 40-7 win over Virginia on September 29, 1956
- Career rushing: 1-(-5) (-5.0 avg.)
- Career punting: 1-36 (36.00 avg.)

Jerry Barger

Salisbury, N.C.

1951

Opponent	C-A	Yds	TD	Int
South Carolina ¹	9-12	146	1	0
Pittsburgh ²	0-5	0	0	1
Tennessee ³	3-7	21	0	2
N.C. State ⁴	1-2	18	0	1
Virginia Tech ⁵	5-12	47	0	2
Virginia ⁶	3-8	44	0	1
Georgia Tech ⁷	3-4	24	0	0
Wake Forest ⁸	2-6	22	0	2
William & Mary ⁹	4-6	42	0	0
North Carolina ¹⁰	1-2	2	0	1

1952

Opponent	C-A	Yds	TD	Int
Washington & Lee	- DNP -			
SMU	- DNP -			
Tennessee	- DNP -			
South Carolina	0-1	0	0	0
N.C. State	4-7	50	1	0
Virginia	0-0	0	0	0
Georgia Tech	1-2	4	0	1
Navy	0-1	0	0	0
Wake Forest	0-0	0	0	0
North Carolina	0-1	0	0	0

1953

Opponent	C-A	Yds	TD	Int
South Carolina	0-0	0	0	0
Wake Forest	0-0	0	0	0
Tennessee ¹¹	2-5	47	1	1
Purdue ¹²	3-3	124	1	0
Army ¹³	1-3	8	0	0
N.C. State	1-3	10	0	1
Virginia ¹⁴	2-8	48	1	0
Navy ¹⁵	3-5	29	0	1
Georgia Tech ¹⁶	2-6	25	0	2
North Carolina ¹⁷	2-4	62	1	0

1954

Opponent	C-A	Yds	TD	Int
Pennsylvania ¹⁸	0-3	0	0	1
Tennessee ¹⁹	3-10	40	0	1
Purdue ²⁰	3-4	39	0	0
Army ²¹	1-3	-9	0	0
N.C. State ²²	4-8	92	1	0
Georgia Tech ²³	5-7	63	1	0
Navy ²⁴	3-10	35	0	5
Wake Forest ²⁵	5-9	84	1	1
South Carolina ²⁶	4-8	114	1	1
North Carolina ²⁷	4-6	63	0	0

Year	G/GS	Cmp	Att	Pct.	Yards	TD	Int
1951	10/10	31	64	.484	366	1	10
1952	7/0	5	12	.417	54	1	1
1953	10/7	16	37	.432	353	4	5
1954	10/10	32	68	.471	521	3	9
Total	37/27	84	181	.464	1,294	9	25

- Born January 24, 1932
- Jersey #36
- Lettered four seasons (1951-52-53-54)
- First career start came against South Carolina in the season-opener on September 22, 1951; Southern Conference Rookie of the Week after completing 9-of-12 (.750) passes for 146 yards and one TD in a 34-6 road win
- Missed first three games of the 1952 season due to injury
- In Duke's 20-14 win over Purdue on October 10, 1953, completed 3-of-3 (1.000) pass attempts for 124 yards and one TD and scored the game-winning TD on a 7-yard rush with 39 seconds remaining in the fourth quarter
- On October 30, 1954, against Georgia Tech, completed 5-of-7 (.714) passes for 63 yards and one TD as Duke rallied from a 20-0 deficit late in the third period for a 21-20 home win; directed game-winning drive that resulted in a 4-yard TD run by Ed Post with 40 seconds left in the fourth period
- In final regular season game -- a 47-12 win over North Carolina on November 27, 1954 -- completed 4-of-6 (.667) passes for 63 yards, recorded three INTs on defense, returned one punt for 8 yards, returned one kickoff for 13 yards and successfully booted one PAT
- In Duke's 34-7 win over Nebraska in the Orange Bowl on January 1, 1955, completed 7-of-9 (.778) passes for 82 yards and two TDs while rushing five times for 13 yards
- Career rushing: 290-519 (1.79 avg.; 10 TDs)
- Career receiving: 1-5 (5.0 avg.)
- Career kickoff return: 13-288 (22.15 avg.)
- Career punt return: 24-250 (10.42 avg.)
- Career punting: 54-1,790 (33.15 avg.)
- Career defense: 13 INTs
- ACC Player of the Year, 1954
- 1st team All-ACC, 1954
- Duke MVP, 1954
- Selected in the 23rd round (275th overall pick) of the 1955 NFL Draft by the Chicago Bears
- Served as an assistant football coach at Kansas State, Southern Illinois, East Carolina and Duke
- Inducted into the Duke Athletics Hall of Fame in 1996
- Inducted into the North Carolina High School Athletic Association Hall of Fame in 1999
- Inducted into the National High School Hall of Fame in 2008
- Inducted into the National Interscholastic Administrators Association Hall of Fame in 2009
- Inducted into the North Carolina Sports Hall of Fame in 2015

Ben Bennett

Sunnyvale, Calif.

1980

Opponent	C-A	Yds	TD	Int
East Carolina ¹	11-23	128	1	1
Auburn ²	8-19	85	0	3
Virginia ³	11-23	134	1	3
Indiana	10-26	163	1	2
South Carolina ⁴	16-26	112	1	1
Clemson ⁵	21-31	257	1	1
Maryland ⁶	11-24	146	1	1
Georgia Tech ⁷	14-24	181	1	2
Wake Forest ⁸	38-62	469	0	4
N.C. State ⁹	17-34	236	2	3
North Carolina ¹⁰	17-38	139	2	4

1981

Opponent	C-A	Yds	TD	Int
Ohio State ¹¹	18-37	234	2	2
South Carolina	0-0	0	0	0
Virginia	- DNP -			
East Carolina	- DNP -			
Virginia Tech	9-16	113	1	1
Clemson ¹²	17-25	243	1	1
Maryland ¹³	31-46	397	2	0
Georgia Tech ¹⁴	8-17	104	0	1
Wake Forest ¹⁵	8-20	68	1	1
N.C. State ¹⁶	6-10	84	0	1
North Carolina ¹⁷	13-31	202	0	1

1982

Opponent	C-A	Yds	TD	Int
Tennessee	19-29	288	1	0
South Carolina ¹⁸	15-24	177	2	0
Virginia ¹⁹	21-30	291	3	0
Navy ²⁰	32-50	363	3	3
Virginia Tech ²¹	20-29	290	2	0
Clemson ²²	20-34	217	1	2
Maryland ²³	25-46	228	1	3
Georgia Tech ²⁴	11-20	186	3	1
Wake Forest ²⁵	21-37	407	2	1
N.C. State ²⁶	27-41	313	1	2
North Carolina ²⁷	25-34	273	1	0

1983

Opponent	C-A	Yds	TD	Int
Virginia ²⁸	25-40	253	3	0
Indiana ²⁹	27-40	290	1	0
South Carolina ³⁰	31-47	326	1	1
Miami ³¹	27-47	162	1	2
Virginia Tech ³²	25-51	234	1	1
Clemson ³³	34-53	367	4	2
Maryland ³⁴	23-43	245	0	1
Georgia Tech ³⁵	27-33	255	0	1
Wake Forest ³⁶	22-32	189	1	2
N.C. State ³⁷	32-48	442	3	1
North Carolina ³⁸	27-35	323	2	1

Year	G/GS	Cmp	Att	Pct.	Yards	TD	Int
1980	11/10	174	330	.527	2,050	11	25
1981	9/7	110	202	.545	1,445	7	8
1982	11/10	236	374	.631	3,033	20	12
1983	11/11	300	469	.640	3,086	17	12
Total	42/38	820	1,375	.596	9,614	55	57

- Born May 5, 1962
- Jersey #14
- Lettered four seasons (1980-81-82-83)
- First career start came as a true freshman on September 6, 1980; completed 11-of-23 (.478) passes for 128 yards with one TD and one INT in a 35-10 home season-opening loss to East Carolina
- After starting the first three weeks of the year, came off the bench against Indiana on October 4, 1980; ACC Rookie of the Week after completing 10-of-26 (.385) passes for 163 yards with one TD and two INTs in a 31-21 road loss to the Hoosiers
- ACC Offensive Back of the Week after completing 21-of-31 (.677) passes for 257 yards with one TD and one INT in a 34-17 road win over Clemson on October 18, 1980
- ACC Offensive Back of the Week after setting NCAA single-game freshman records for pass completions (38), pass attempts (62) and passing yards (469) in a 27-24 home loss to Wake Forest on November 8, 1980

- The 38 pass completions stood as the Duke single-game record until Thaddeus Lewis completed 40 passes against N.C. State on October 10, 2009
- The 62 pass attempts continue to stand as the Duke single-game record, and the standard was matched by Steve Slayden against N.C. State on November 14, 1987
- The 469 passing yards stood as the Duke single-game record until Anthony Dilweg threw for 475 yards against Wake Forest on November 5, 1988
- Suffered shoulder injury in 1981 season-opener versus Ohio State and did not play quarterback until week five against Virginia Tech (punted against South Carolina in week two and sat out games versus Virginia and East Carolina)
- On September 4, 1982, against Tennessee, set school record for longest pass completion with 88-yard throw to Chris Castor; record stood until Dave Brown's 97-yard pass to Clarkston Hines against Wake Forest on November 4, 1989
- ACC Offensive Back of the Week after completing 21-of-30 (.700) passes for 291 yards with three TDs in a 51-17 home win over Virginia on September 25, 1982
- On October 2, 1982, against Navy, set school records for passing yards in a quarter (262 in 4th) and half (323 in 2nd), and pass completions in a quarter (20 in 4th) and half (25 in 2nd); yardage record for quarter continues to stand while record for half stood until David Green threw for 335 yards in the second half against Georgia Tech on November 15, 1997; completions records continue to stand
- Broke Leo Hart's school career passing record (6,116) on November 13, 1982, against N.C. State and held the standard until Thaddeus Lewis topped the mark on November 21, 2009, against Miami
- ACC Offensive Back of the Week and Sports Illustrated National Player of the Week after completing 25-of-34 (.735) passes for 273 yards and the game-winning 5-yard touchdown pass to Carl Franks at the 12:06 mark of the 4th period in a 23-17 home win over North Carolina on November 20, 1982
- In 1982, became the first QB in ACC history to throw for 3,000+ yards in a single season
- Led the ACC in pass efficiency in 1982 (142.5)
- Led the ACC in total offense in 1982 (262.3 ypg)
- Broke Leo Hart's school career total offense record (6,267) on September 3, 1983, against Virginia and held the standard until Spence Fischer eclipsed the mark on November 18, 1995, against North Carolina
- ACC Offensive Back of the Week pick after completing 32-of-48 (.667) passes for 442 yards with three TDs and one INT in a 27-26 home win over N.C. State on November 12, 1983
- ACC Offensive Back of the Week pick after completing 27-of-35 (.771) passes for 323 yards with two TDs and one INT in a 34-27 road loss to North Carolina on November 19, 1983; broke BYU QB Jim McMahon's NCAA career passing record (9,536) and held the standard until Boston College's Doug Flutie surpassed the mark on November 10, 1984, against Army West Point; Flutie finished his career with 10,579 career passing yards
- Led the ACC in total offense in 1983 (268.2 ypg)
- Finalist, Davey O'Brien Award, 1983
- ACC Rookie of the Year, 1980
- First team All-ACC, 1982
- ACC Player of the Year, 1982 (Associated Press)
- First team All-ACC, 1983
- ACC Player of the Year, 1983 (Associated Press & Atlantic Coast Sports Media Association)
- Third team All-America, 1983 (Associated Press)
- Career rushing: 207-(-553) (-2.67 avg.; 1 TD)
- Career receiving: 2-13 (6.50 avg.; 1 TD)
- Career punting: 4-171 (42.75 avg.)
- Finished career holding NCAA all-time records for pass completions (820), pass attempts (1,375) and passing yards (9,614)
- Held ACC career record for passing yards (9,614) until Florida State's Chris Weinke surpassed the mark on November 18, 2000, against Florida; Weinke finished his career with 9,839 passing yards
- Held ACC career record for total offensive yards (9,061) until Georgia Tech's Shawn Jones surpassed the mark on November 28, 1992, against Georgia; Jones finished his career with 9,296 total yards
- Held ACC career record for touchdown passes (55) until Florida State's Danny Kanell surpassed the mark on November 18, 1995, against Maryland; Kanell finished his career with 57 touchdown passes
- Represented Duke in the Blue-Gray Football Classic (December 25, 1983, in Montgomery, Ala.), Hula Bowl (January 7, 1984, in Honolulu, Hawaii) and Japan Bowl (January 15, 1984, in Tokyo, Japan)
- In the Blue-Gray Football Classic, helped the Gray squad to a 17-13 victory by throwing a 23-yard touchdown pass to Buford McGhee of Ole Miss with one minute remaining in the fourth period
- Chosen by the USFL's Jacksonville Bulls in the 1984 Territorial Draft (January 4, 1984)
- Sixth round pick of the Atlanta Falcons in the 1984 NFL Draft (May

1, 1984) and waived during preseason camp

- Played in two games during the 1984 season with the Bulls; completed 7-of-13 (.538) passes for 113 yards and one TD before being released on February 7, 1985
- Signed by the Atlanta Falcons on February 26, 1985, and waived during training camp
- Signed by the Houston Oilers on May 13, 1986, and waived in training camp on August 25, 1986
- Signed by the Dallas Cowboys as a strike replacement player on October 3, 1987, and released on October 6, 1987
- Claimed on waivers by the Cincinnati Bengals on October 7, 1987
- Lone appearance for the Bengals came on October 18, 1987, against Cleveland; completed 2-of-6 (.333) passes for 25 yards with one INT while rushing twice for 17 yards in a 34-0 home loss
- Released from the Bengals on October 19, 1987
- Joined the Chicago Bruisers of the Arena Football League (AFL) for the 1988 season; completed 172-of-323 (.533) passes for 2,304 yards with 49 TDs and 13 INTs and was named first team All-Arena and the AFL's MVP

- Signed with the Chicago Bears on November 29, 1988, and was active for two games, but did not play, serving as an "emergency" QB behind third string-turned-starter Jim Harbaugh following injuries to starter Jim McMahon (knee) and backup Mike Tomczak (shoulder)
- Played for the Bruisers in 1989 before the organization suspended operations, leading the league in passing by completing 69-of-127 (.543) passes for 892 yards and 15 TDs in five games
- Signed with the AFL's Dallas Texans and earned second team All-Arena honors in 1990 after throwing for 1,149 yards and 24 TDs while leading team to the championship game
- First round selection in 1991 of the Sacramento Surge of the World League of American Football (WLAF) and completed 9-of-26 (.346) passes for 60 yards with two INTs

- Played five seasons (1991-95) with the AFL's Orlando Predators and earned first team All-Arena accolades in both 1993 and 1994

- Finished playing career with single seasons with the San Jose SaberCats (1996) and Portland Forest Dragons (1997)
- Inducted into the AFL Hall of Fame on May 24, 2000, in Des Moines, Iowa

- Career AFL totals included 14,015 passing yards and 267 passing TDs
- Spent the 1998 season as offensive coordinator of the AFL's Milwaukee Mustangs
- Hired as an assistant coach at Duke on December 28, 1998
- Served two seasons (1999-00) as an assistant coach (OBs) at Duke under head coach and former teammate Carl Franks before departing in January, 2001, to become assistant head coach and offensive coordinator of the AFL's Florida Bobcats for one season (2001)
- Served as a volunteer assistant coach with the areanfootball2's Greensboro Prowlers in 2000

- Served as the head coach of af2's Florida Firecats for three seasons (2002-04), leading the team to the af2 championship in 2004
- Served three seasons as the head coach of the Manchester Wolves in 2005-07 (56-33 record)

- On October 22, 2007, named the head coach of the Austin Wranglers (af2), and led team to a 6-5 ledger in 2008 before the organization ceased operations in September, 2008

- Inducted into the Duke Athletics Hall of Fame on September 9, 2011
- Represented Duke as an ACC Football Legend on December 3, 2011, at the ACC Championship Game in Charlotte, N.C.

Parker Boehme

Jacksonville Beach, Fla.

2014

Opponent	C-A	Yds	TD	Int
Elon	1-2	5	0	0
Troy	- DNP -			
Kansas	0-0	0	0	0
Tulane	- DNP -			
Miami	- DNP -			
Georgia Tech	- DNP -			
Virginia	- DNP -			
Pittsburgh	- DNP -			
Syracuse	- DNP -			
Virginia Tech	- DNP -			
North Carolina	- DNP -			
Wake Forest	0-0	0	0	0
Arizona State	- DNP -			

2015

Opponent	C-A	Yds	TD	Int
Tulane	2-4	35	0	0
N.C. Central	4-4	52	0	0
Northwestern	- DNP -			
Georgia Tech	- DNP -			
Boston College	- DNP -			
Army West Point	3-3	46	0	0
Virginia Tech	0-1	0	0	0
Miami	- DNP -			
North Carolina	2-3	15	1	0
Pittsburgh ¹	23-42	248	0	1
Virginia	8-19	178	1	0
Wake Forest	1-1	5	0	0
Indiana	0-1	0	0	0

2016

Opponent	C-A	Yds	TD	Int
N.C. Central	6-8	38	1	0
Wake Forest	- DNP -			
Northwestern	0-0	0	0	0
Notre Dame	- DNP -			
Virginia	- DNP -			
Army West Point	1-1	3	1	0
Louisville	0-0	0	0	0
Georgia Tech	0-0	0	0	0
Virginia Tech	- DNP -			
North Carolina	- DNP -			
Pittsburgh	- DNP -			
Miami	- DNP -			

2017

Opponent	C-A	Yds	TD	Int
N.C. Central	1-2	6	0	0
Northwestern	0-0	0	0	0
Baylor	0-0	0	0	0
North Carolina	0-0	0	0	0
Miami	0-0	0	0	0
Virginia	0-0	0	0	0
Florida State	0-0	0	0	0
Pittsburgh	0-0	0	0	0
Virginia Tech	0-0	0	0	0
Army West Point	0-0	0	0	0
Georgia Tech	0-0	0	0	0
Wake Forest	0-0	0	0	0
Northern Illinois	0-0	0	0	0

Year	G/GS	Cmp	Att	Pct.	Yards	TD	Int
2014	3/0	1	2	.500	5	0	0
2015	10/1	43	78	.551	579	2	1
2016	5/0	7	9	.778	41	2	0
2017	13/0	1	2	.500	6	0	0
Total	31/1	52	91	.571	631	4	1

- Born October 5, 1994
- Jersey #12
- Lettered four seasons (2014-15-16-17)
- Enrolled at Duke in January, 2013
- Redshirted in 2013
- No. 3 QB behind Anthony Boone & Thomas Sirk in 2014
- Collegiate debut came on August 30, 2014, against Elon; completed 1-of-2 (.500) passes for 5 yards in a 52-13 home win
- No. 2 QB behind Thomas Sirk in 2015
- First career start came on November 14, 2015, against Pittsburgh; completed 23-of-42 (.548) passes for 248 yards with one INT while rushing 11 times for 80 yards and one TD in a 31-13 home loss
- Replaced injured starter Thomas Sirk (knee) in OT against Indiana in the New Era Pinstripe Bowl on December 27, 2015; threw an incomplete pass on lone snap prior to Ross Martin's game-winning 36-yard FG in the 44-41 victory
- No. 2 QB behind Daniel Jones in 2016
- No. 3 QB behind Daniel Jones & Quentin Harris in 2017
- Served as the holder on placement kicks in 2017
- Career rushing: 62-274 (4.42 avg.; 6 TD)
- Career punting: 2-100 (50.00 avg.)

Anthony Boone

Weddington, N.C.

2011

Opponent	C-A	Yds	TD	Int
Richmond	0-0	0	0	0
Stanford	7-9	70	0	0
Boston College	2-2	16	0	0
Tulane	3-5	55	0	0
FIU	- DNP -			
Florida State	- DNP -			
Wake Forest	1-2	11	0	0
Virginia Tech	2-5	22	0	0
Miami	3-7	13	0	0
Virginia	0-1	0	0	0
Georgia Tech	0-2	0	0	0
North Carolina	12-20	111	1	1

2012

Opponent	C-A	Yds	TD	Int
FIU	1-2	3	0	0
Stanford	13-21	147	0	1
N.C. Central	1-2	6	1	0
Memphis	0-0	0	0	0
Wake Forest	8-11	54	0	0
Virginia ¹	18-31	212	4	0
Virginia Tech	5-9	72	0	1
North Carolina	0-0	0	0	0
Florida State	3-15	37	0	0
Clemson	0-4	0	0	0
Georgia Tech	- DNP -			
Miami	0-0	0	0	0
Cincinnati	0-0	0	0	0

2013

Opponent	C-A	Yds	TD	Int
N.C. Central ²	16-20	176	0	0
Memphis ³	11-16	99	0	1
Georgia Tech	- DNP -			
Pittsburgh	- DNP -			
Troy	- DNP -			
Navy ⁴	31-38	295	3	0
Virginia ⁵	21-39	245	2	1
Virginia Tech ⁶	7-25	107	0	4
N.C. State ⁷	13-21	139	0	3
Miami ⁸	11-15	104	0	0
Wake Forest ⁹	24-29	256	3	0
North Carolina ¹⁰	23-34	274	2	0
Florida State ¹¹	20-40	138	0	2
Texas A&M ¹²	29-45	427	3	2

2014

Opponent	C-A	Yds	TD	Int
Elon ¹³	22-33	247	4	0
Troy ¹⁴	27-41	268	1	0
Kansas ¹⁵	19-32	180	2	0
Tulane ¹⁶	15-27	181	0	1
Miami ¹⁷	22-51	179	0	2
Georgia Tech ¹⁸	16-26	131	1	0
Virginia ¹⁹	22-37	176	1	0
Pittsburgh ²⁰	23-31	266	3	0
Syracuse ²¹	15-33	161	2	1
Virginia Tech ²²	18-40	181	0	2
North Carolina ²³	22-40	262	2	1
Wake Forest ²⁴	19-31	275	1	0
Arizona State ²⁵	15-31	193	2	1

Year	G/GS	Cmp	Att	Pct.	Yards	TD	Int
2011	10/0	30	53	.566	298	1	1
2012	12/1	49	95	.516	531	5	2
2013	11/11	206	322	.640	2,260	13	13
2014	13/13	255	453	.563	2,700	19	8
Total	46/25	540	923	.585	5,789	38	24

- Born October 29, 1991
- Jersey #7
- Lettered four seasons (2011-12-13-14)
- Redshirted in 2010
- No. 2 QB behind Sean Renfree in 2011 after Brandon Connette (shoulder) suffered season-ending injury in week two
- Played a season-high 32 snaps after replacing injured starter Sean Renfree (hand) against North Carolina on November 26, 2011; completed 12-of-20 (.600) passes for 111 yards with one TD and one

INT in a 37-21 road loss

- No. 2 QB behind Sean Renfree in 2012
- Replaced injured starter Sean Renfree (arm) late in the third quarter against Wake Forest on September 29, 2012; completed 8-of-11 (.727) passes for 54 yards while rushing three times for 10 yards including game-winning 4-yard touchdown with 11:35 remaining in the fourth quarter in a 34-27 road win
- First career start came on October 6, 2012; completed 18-of-31 (.581) passes for 212 yards with four TDs in a 42-17 home win over Virginia; matched school record for TD passes by a QB in first career start (4), equaling the standard set by Dave Brown on November 4, 1989, in a 52-35 road win over Wake Forest
- Replaced injured starter Sean Renfree (head) in second quarter against Florida State on October 27, 2012; completed 3-of-15 (.200) passes for 37 yards in a 48-7 road loss
- Replaced injured starter Sean Renfree (chest) in fourth quarter against Cincinnati in Belk Bowl on December 27, 2012; did not attempt a pass in 48-34 loss
- No. 1 QB entering the 2013 season
- On September 7, 2013, suffered fractured collarbone in second quarter at Memphis; missed the next three games vs. Georgia Tech, Pittsburgh & Troy
- Returned to the starting lineup against Navy on October 12, 2013; informed of starting assignment just 30 minutes prior to kickoff when projected starter Brandon Connette (ankle) was declared out; earned ACC Offensive Back of the Week honors after completing 31-of-38 (.816) passes for 295 yards and three TDs in a 35-7 home win
- Manning Award Star of the Week pick after completing 24-of-29 (.828) pass attempts for 256 yards with three TDs in a 28-21 road win over Wake Forest on November 23, 2013
- ACC Offensive Back of the Week choice after completing 23-of-34 (.677) pass attempts for 274 yards with two TDs in a 27-25 road win over North Carolina on November 30, 2013; engineered game-winning 11-play, 66-yard drive for a 27-yard field goal by Ross Martin with 2:22 remaining in the fourth period
- On December 31, 2013, against Texas A&M in the 46th annual Chick-fil-A Bowl in Atlanta, Ga., set school bowl records for pass completions (29), attempts (45), passing yards (427), passing TDs (3) and total offensive yards (454) in a 52-48 loss; passing yardage total versus the Aggies fell one yard short of the Chick-fil-A Bowl record of 428 set by Chuck Hartlieb of Iowa in 1988
- In 2013, posted three of the top 10 single-game pass completion percentage performances in school history: .828 (24-29) vs. Wake Forest [3rd]; .816 (31-38) vs. Navy [7th] & .800 (16-20) vs. N.C. Central [9th]
- In 2013, ranked among the ACC leaders in completions per game (3rd; 18.73), pass completion percentage (3rd; .640), passing yards per game (6th; 205.5), total offensive yards per game (6th; 224.9), points responsible per game (8th; 10.00) and pass efficiency (8th; 128.2); nationally, ranked 30th in pass completion percentage, 40th in completions per game, 58th in passing yards per game, 60th in total offensive yards per game, 68th in passing yardage, 71st in pass efficiency rating, 74th in points responsible per game and 79th in passing TDs
- In 2013, paired with Brandon Connette (14) to become the first Duke QB tandem to rush for 5+ TDs apiece in a single season
- No. 1 QB entering the 2014 season and started all 13 games
- On September 27, 2014, against Miami, set school record for most pass attempts in a quarter (26; 4th) in a 22-10 road loss
- On October 18, 2014, against Virginia, engineered game-winning 9-play, 65-yard drive for 3-yard TD pass from Thomas Sirk to David Reeves with 7:23 remaining in the fourth period in a 20-13 home win
- On November 1, 2014, against Pittsburgh, directed game-winning 4-play, 25-yard drive in second OT period for 5-yard TD run by Thomas Sirk in a 51-48 road win; in the first OT period, put Duke ahead with a 12-yard TD run
- In 2014, directed a Duke offense that became the first in school history to average 180+ rushing yards and 210+ passing yards per game
- In 2014, ranked among the ACC leaders in passing yards per game (4th; 207.7), total offensive yards per game (4th; 236.5) and pass efficiency rating (9th; 116.67); nationally, ranked 49th in total passing yards, 50th in total offensive yards, 53rd in passing TDs and 62nd in passing yards per game
- In 2014, paired with Thomas Sirk (8) to become the second Duke QB tandem to rush for 5+ TDs apiece in a single season
- Set school record for consecutive starts resulting in wins with 14
- Set school record for most starts resulting in wins with 19
- Counselor, Manning Passing Academy, 2013 and 2014
- Duke captain, 2013 and 2014
- Duke MVP, 2014
- Honorable mention All-ACC, 2014
- Career rushing: 230-800 (3.48 avg.; 16 TD)
- Career receiving: 1-21 (21.0 avg.)
- Represented Duke in the East-West Shrine Game on January 17, 2015, in St. Petersburg, Fla.; completed four-of-eight (.500) pass attempts

for 49 yards while rushing twice for eight yards

- Represented Duke at the NFL Combine on February 17-23, 2015, in Indianapolis, Ind.
- Signed a free agent contract with the NFL's Detroit Lions on May 2, 2015
- Waived by the Detroit Lions on June 12, 2015
- Signed a free agent contract with the CFL's Montreal Alouettes on July 28, 2015
- In 2015, played in nine games as the Montreal Alouettes went 6-12 and finished fourth in the CFL's East Division; completed 18-of-31 (.581) passes for 198 yards with two TDs & two INTs while rushing four times for seven yards and one TD
- Waived by the Montreal Alouettes on May 4, 2016
- On May 22, 2016, suffered career-ending injuries during an automobile accident in Weddington, N.C.

Chase Brice

Grayson, Ga.

2020

Opponent	C-A	Yds	TD	Int
Notre Dame	20-37	259	0	0
Boston College	23-42	217	0	2
Virginia	16-36	246	2	4
Virginia Tech	23-40	279	1	1
Syracuse	22-38	270	2	1
N.C. State	24-40	190	1	3
Charlotte	8-14	106	1	0
North Carolina	11-23	155	0	1
Georgia Tech	19-40	273	2	1
Miami	20-25	94	0	0
Florida State	7-17	81	1	2

Year	G/GS	Cmp	Att	Pct.	Yards	TD	Int
2020	11/11	193	352	.548	2,170	10	15
Total	11/11	193	352	.548	2,170	10	15

- Born January 27, 1998
- Jersey #8
- Lettered one season (2020)
- Member of the football program at Clemson from 2017-19
- Redshirted in 2017
- In 2018-19, played in 25 games, completing 82-of-136 (.603) passes for 1,023 yards with nine TDs and four INTs while rushing 30 times for 187 yards (6.23) and one TD
- Helped Clemson to an overall record of 41-3 and a 23-1 ACC regular season ledger with three ACC Atlantic Division titles, three ACC Championships, three College Football Playoff appearances and the 2018 National Championship
- First career start came on September 12, 2020, against Notre Dame; completed 20-of-37 (.541) passes for 259 yards while rushing 10 times for 20 yards and one TD in a 27-13 road loss
- In 2020, ranked among the ACC leaders in pass attempts (2nd; 352), pass completions (8th; 193), passing yards per game (11th; 197.3) and TD passes (12th; 10)
- Career rushing: 91-93 (1.02 avg.; 1 TD)
- Transferred to Appalachian State

Dale Boyd

Huntington, W. Va.

1955

Opponent	C-A	Yds	TD	Int
N.C. State	0-2	0	0	0
Tennessee	0-0	0	0	0
William & Mary	0-2	0	0	0
Ohio State	0-0	0	0	0
Pittsburgh	0-0	0	0	0
Georgia Tech ¹	2-5	22	0	0
Navy	0-0	0	0	0
South Carolina	0-2	0	0	0
Wake Forest	0-3	0	0	0
North Carolina	0-0	0	0	0

Year	G/GS	Cmp	Att	Pct.	Yards	TD	Int
1953	10/0	0	0	.000	0	0	0
1954	0/0	0	0	.000	0	0	0
1955	10/1	2	14	.143	22	0	0
Total	20/1	2	14	.143	22	0	0

- Born January 27, 1934
- Jersey #40
- Lettered two seasons (1953-55)
- Played primarily as a halfback in 1953, rushing 16 times for 56 yards while catching one pass for three yards; also had one INT on defense and kicked three-of-six (.500) PATs
- Missed the 1954 season with knee injury
- No. 2 QB behind Sonny Jurgensen in 1955
- Lone career start came in place of the injured Jurgensen (ankle) on October 19, 1955, against No. 12 Georgia Tech; completed 2-of-5 (.400) passes for 22 yards while rushing 10 times for 10 yards in a 27-0 road loss; also punted 11 times for 381 yards
- Led the 1955 defense with six INTs
- Career rushing: 46-97 (2.11 avg.; 1 TD)
- Career receiving: 1-3 (3.00 avg.)
- Career kickoff return: 3-65 (21.67 avg.)
- Career punt return: 11-52 (4.73 avg.)
- Career punting: 11-381 (34.64 avg.)
- Career defense: 7 INTs
- Career kicking: 3-6 PATs

Bob Brodhead

Kittanning, Pa.

1956

Opponent	C-A	Yds	TD	Int
South Carolina	0-0	0	0	0
Virginia	4-8	64	1	1
Tennessee ¹	3-6	25	0	0
SMU ²	0-2	0	0	0
Pittsburgh ³	1-5	-9	0	0
N.C. State ⁴	1-3	31	0	0
Georgia Tech	2-4	23	0	2
Navy	0-1	0	0	0
Wake Forest	0-2	0	0	1
North Carolina	0-0	0	0	0

1957

Opponent	C-A	Yds	TD	Int
South Carolina ⁵	0-3	0	0	0
Virginia ⁶	4-9	25	1	0
Maryland ⁷	1-4	33	0	1
Rice ⁸	3-4	23	0	0
Wake Forest ⁹	3-3	29	1	0
N.C. State ¹⁰	3-4	102	0	1
Georgia Tech ¹¹	4-6	43	0	1
Navy ¹²	3-10	30	0	0
Clemson ¹³	3-7	45	1	1
North Carolina ¹⁴	2-6	24	0	2

1958

Opponent	C-A	Yds	TD	Int
South Carolina ¹⁵	5-9	52	0	0
Virginia ¹⁶	8-14	89	0	1
Illinois	1-4	21	0	0
Baylor ¹⁷	5-7	53	0	0
Notre Dame ¹⁸	3-11	21	1	2
N.C. State ¹⁹	5-12	57	0	0
Georgia Tech ²⁰	9-25	134	0	3
LSU ²¹	11-18	163	1	0
Wake Forest ²²	3-5	28	1	2
North Carolina ²³	3-6	33	0	1

Year	G/GS	Cmp	Att	Pct.	Yards	TD	Int
1956	10/4	11	31	.355	134	1	4
1957	10/10	26	56	.464	354	3	6
1958	10/9	53	111	.477	651	3	9
Total	30/23	90	198	.455	1,139	7	19

- Born December 20, 1936
- Jersey #17
- Lettered three seasons (1956-57-58)
- Played on the freshman team in 1954
- Sat out 1955 season (appendectomy)
- No. 2 QB behind Sonny Jurgensen in 1956
- First career start came on October 6, 1956, against Tennessee in place of the injured Jurgensen (knee); completed 3-of-6 (.500) passes for 25 yards in a 33-20 home loss
- Started the next three games before Jurgensen returned
- Started nine games in 1957, helping Duke to a 6-3-2 record
- In Duke's 48-21 loss to Oklahoma in the Orange Bowl on January 1, 1958, completed 4-of-6 (.667) passes for 53 yards with one INT while rushing five times for minus-11 yards
- Started all 10 games in 1958
- Career rushing: 181-356 (1.97 avg.; 5 TDs)
- Career kickoff return: 6-119 (19.83 avg.)
- Career punt return: 6-48 (8.00 avg.)
- Career defense: 10 INTs
- Played in the Blue-Gray All-Star game
- Selected in the 12th round of the 1958 NFL Draft by the Cleveland Browns, but went on active duty in the armed services
- After his military discharge, played with the Saskatchewan Roughriders of the CFL in 1959. In 1960, signed with the AFL's Buffalo Bills
- Played minor league football with the Canton Bulldogs and Cleveland Bulldogs of the United Football League and with the Philadelphia Bulldogs of the Continental Football League
- Helped Philadelphia to the Continental Football League championship in 1966
- Worked for the Cleveland Browns (Business Mgr.), Houston Oilers (GM) and Miami Dolphins (CFO)
- Served as the athletic director at LSU from 1982-87
- In 1987, authored *Sacked! The Dark Side of Sports at Louisiana State University*
- Served as the athletic director at Southeastern Louisiana University

Dave Brown

Westfield, N.J.

1989

Opponent	C-A	Yds	TD	Int
South Carolina	1-4	9	0	0
Northwestern	— DNP —			
Tennessee	4-7	38	0	1
Virginia	15-20	135	3	1
Clemson	— DNP —			
Army	— DNP —			
Maryland	— DNP —			
Georgia Tech	— DNP —			
Wake Forest ¹	24-36	444	4	1
N.C. State ²	27-42	374	4	1
North Carolina ³	33-54	479	3	2

1990

Opponent	C-A	Yds	TD	Int
South Carolina	— DNP —			
Northwestern	23-33	278	2	0
Virginia ⁴	18-40	151	0	2
Clemson ⁵	15-30	146	0	2
Army ⁶	6-16	61	0	1
Western Carolina	13-17	182	2	1
Maryland	6-9	58	0	0
Georgia Tech	8-20	71	1	0
Wake Forest	4-6	50	1	0
N.C. State	11-27	110	0	5
North Carolina ⁷	25-47	337	2	1

1991

Opponent	C-A	Yds	TD	Int
South Carolina ⁸	32-50	323	2	0
Rutgers ⁹	18-26	298	4	0
Colgate ¹⁰	18-40	238	3	1
Virginia ¹¹	20-40	175	0	3
Vanderbilt ¹²	14-30	189	1	0
Maryland ¹³	30-42	334	1	2
Georgia Tech ¹⁴	21-46	215	0	3
Wake Forest ¹⁵	15-32	154	1	3
N.C. State ¹⁶	25-41	315	3	0
North Carolina ¹⁷	15-42	168	2	1
Clemson ¹⁸	23-48	385	3	2

Year	G/GS	Cmp	Att	Pct.	Yards	TD	Int
1989	6/3	104	163	.638	1,479	14	6
1990	10/4	129	245	.529	1,444	8	12
1991	11/11	231	437	.526	2,794	20	15
Total	27/18	464	845	.549	5,717	42	33

- Born February 20, 1970
- Jersey #7
- Lettered three seasons (1989-90-91)
- Redshirted in 1988
- First extended playing time came against Virginia on September 23, 1989; completed 15-of-20 (.750) passes for 135 yards with three TDs and one INT in 49-28 road loss
- First career start came on November 4, 1989, against Wake Forest in place of injured Billy Ray (shoulder); ACC Offensive Back of the Week after completing 24-of-36 (.667) passes for 444 yards and four TDs including a school record 97-yard pass to Clarkston Hines in 52-35 road win
- Started the final three games of the 1989 regular season, hitting on 84-of-132 (.636) passes for 1,297 yards and 11 TDs
- Set Duke records for most passing yards in two consecutive games (853 vs. N.C. State [374] & North Carolina [479]) and three consecutive games (1,297 vs. Wake Forest [444], N.C. State [374] & North Carolina [479])
- Set Duke records for most touchdown passes in two consecutive games (8 vs. Wake Forest [4] & N.C. State [4]) and three consecutive games (11 vs. Wake Forest [4], N.C. State [4] & North Carolina [3])
- Led the ACC and ranked second nationally behind BYU's Ty Detmer (175.6) in pass efficiency in 1989 with a league single-season record rating of 161.0, a mark that would stand until 1999 when Georgia Tech's Joe Hamilton posted a rating of 175.0
- In Duke's 49-21 loss to Texas Tech in the All American Bowl on December 23, 1989, in Birmingham, Ala., came off the bench to complete 17-of-30 (.567) passes for 268 yards with three TDs and one INT while rushing four times for 10 yards
- On September 8, 1990, completed seven-of-11 (.636) passes for 90 yards on Duke's final drive including game-winning nine-yard scoring toss to Marc Mays with 38 seconds left in the fourth period to lead the Blue Devils to a 27-24 win at Northwestern

- Started the next three games as Ray recovered from neck and toe injuries, but then played a reserve role until the season finale, a 24-22 loss to North Carolina on November 17, 1990
- Started all 11 games in 1991 and became just the third Duke QB to throw 20+ TDs in a single season
- ACC Offensive Back of the Week after completing 32-of-50 (.640) passes for 323 yards with two TDs in a 24-24 road tie against South Carolina on September 7, 1991
- ACC Offensive Back of the Week after completing 18-of-26 (.692) passes for 298 yards with four TDs in a 42-22 home win over Rutgers on September 14, 1991
- In 1991, led the ACC in passing yards (2,794), total offensive yards (2,851), total offensive yards per game (259.2) and touchdown responsibility (25)
- Career rushing: 147-53 (0.36 avg.; 7 TDs)
- Career punting: 14-479 (34.21 avg.)
- On May 1, 1992, announced decision to forgo final year of college eligibility and enter NFL Supplemental Draft
- Decision to leave school reportedly cost both Duke and Florida State \$90,000 each when, on May 20, 1992, Seminole athletic director Bob Goin told the media, "ESPN was ready to carry the (Duke-Florida State contest on September 5, 1992) game. When that kid left, they dropped us."
- On June 9, 1992, selected with the first pick of the NFL Supplemental Draft by the New York Giants and on August 12, 1992, signed four-year, \$4.6 million contract that included a \$1.6 million signing bonus
- Played in five games over first two seasons, all in reserve fashion
- First career action came on Thanksgiving Day, November 26, 1992, against eventual Super Bowl champion Dallas, completed two-of-six passes for six yards in a 30-3 road loss
- In second career appearance, suffered a broken thumb in a 19-0 loss to the Phoenix Cardinals
- In 1993, rotated with Kent Graham as the backup behind starter Phil Simms
- After two preseason games, named New York Giants starting QB on August 10, 1994, beating out Kent Graham after starter Phil Simms had been released the previous June
- First NFL start came on September 4, 1994, against Philadelphia; completed 10-of-20 (.500) passes for 171 yards with one TD and one INT in a 28-23 home win
- Started 15 games in 1994, leading New York to a 9-6 record (did not play vs. Arizona on November 13, 1994)
- After missing the Arizona game, returned to the starting lineup against Houston on November 21, 1994, but was knocked out of the contest with a concussion in the second quarter; came back the following week to throw two TD passes and run for a third in New York's 21-19 win over Washington on November 27, 1994
- Started all 16 games in 1995 while setting personal single-season bests with 254 completions in 456 attempts for 2,814 yards and a 73.1 passer rating
- On November 3, 1996, forced to leave game against Arizona in first quarter with bruised back and back spasms; returned the following week against Carolina on November 10 to throw TD passes on first two possessions, but threw two INTs in the fourth period in a 27-17 loss
- After starting 44 consecutive games, missed contest vs. Arizona on October 12, 1997, after aggravating a right pectoral muscle injury against Dallas the previous week (October 5); the 44-game starting streak was the third-longest among active players behind Green Bay's Brett Favre (84) and Cincinnati's Jeff Blake (47)
- Signed with Arizona as an unrestricted free agent on April 29, 1998, and played in 16 games with seven starts over four seasons
- Personal single-game bests include: 50 pass attempts vs. Green Bay (September 17, 1995); 28 pass completions vs. Baltimore (September 14, 1997); .833 (10-12) completion percentage vs. Washington (December 10, 1995); 299 passing yards vs. Seattle (November 5, 1995); 2 TD passes multiple times

Career NFL Passing Statistics

> New York Giants (1992-97)

> Arizona Cardinals (1998-01)

Year	G/GS	Cmp	Att	Pct.	Yards	TD	Int
1992	2/0	4	7	.571	21	0	0
1993	1/0	0	0	.000	0	0	0
1994	15/15	201	350	.574	2,536	12	16
1995	16/16	254	456	.557	2,814	11	10
1996	16/16	214	398	.538	2,412	12	20
1997	7/6	93	180	.517	1,023	5	3
1998	1/0	2	5	.400	31	0	0
1999	8/5	84	169	.497	944	2	6
2000	6/2	40	69	.580	467	2	3
2001	1/0	0	0	.000	0	0	0
Total	73/60	892	1,634	.546	10,248	44	58

Craig Browning

Fayetteville, N.C.

1979

Opponent	C-A	Yds	TD	Int
East Carolina ¹	3-6	25	0	0
South Carolina	4-9	41	0	1
Virginia	6-16	87	1	2
Army	- DNP -			
Richmond	7-9	54	2	0
Clemson	1-3	5	0	1
Maryland	- DNP -			
Georgia Tech	1-4	5	0	0
Wake Forest	3-8	100	1	2
N.C. State	1-1	16	0	0
North Carolina	0-1	0	0	0

Year	G/GS	Cmp	Att	Pct.	Yards	TD	Int
1979	9/1	26	57	.456	333	4	6
Total	9/1	26	57	.456	333	4	6

- Born April 8, 1959
- Jersey #12
- Lettered two seasons (1979-80)
- Played on the JV team in 1977, completing 24-of-58 (.414) passes for 329 yards and four TDs while rushing for 175 yards and four TDs
- Did not see game action in 1978 due to kidney injury
- Lone career start came in the season-opener on September 15, 1979, against East Carolina; completed 3-of-6 (.500) passes for 25 yards in the 28-14 home win over the Pirates
- Replaced in the lineup by Stanley Driskell, who started the final 10 games of the year
- On November 10, 1979, against No. 20 Wake Forest, came off the bench to complete an 80-yard pass to Cedric Jones in a 17-14 road loss; pass completion ranks tied for sixth-longest in school history
- Career rushing: 61-113 (1.85 avg.)
- Father, Art, lettered three seasons (1958-59-60) in football at Duke and kicked the game-winning PAT in the Blue Devils' 7-6 Cotton Bowl victory over Arkansas on January 1, 1961

D. Bryant

Detroit, Mich.

2000

Opponent	C-A	Yds	TD	Int
East Carolina	2-9	21	0	1
Northwestern	2-6	20	0	0
Virginia	0-0	0	0	0
Vanderbilt	5-15	65	1	1
Clemson ¹	16-35	168	0	1
Florida State ²	15-37	152	0	1
Georgia Tech ³	20-38	184	1	1
Maryland ⁴	21-34	233	0	2
Wake Forest ⁵	22-35	277	0	1
N.C. State ⁶	23-36	310	3	1
North Carolina ⁷	3-13	18	0	1

2001

Opponent	C-A	Yds	TD	Int
Florida State ⁸	9-26	167	1	0
Rice ⁹	15-25	189	1	1
Northwestern ¹⁰	17-32	171	1	3
Virginia ¹¹	17-34	191	0	0
Georgia Tech ¹²	11-29	201	0	0
Wake Forest ¹³	21-36	251	1	3
Maryland ¹⁴	12-29	160	1	3
Vanderbilt ¹⁵	19-36	295	2	4
N.C. State ¹⁶	31-53	400	2	1
North Carolina ¹⁷	12-28	146	0	0
Clemson ¹⁸	23-56	283	2	2

Year	G/GS	Cmp	Att	Pct.	Yards	TD	Int
2000	11/7	129	258	.500	1,448	5	10
2001	11/11	187	384	.487	2,454	11	17
Total	22/18	316	642	.492	3,902	16	27

- Born October 22, 1980
- Jersey #6
- Lettered two seasons (2000-01)
- Redshirted in 1998
- Walk-on member of the 1998-99 Duke men's basketball team; played in 13 games (0.6 ppg) as the Blue Devils went 37-2, won the ACC regular season and tournament titles and reached the NCAA national championship game
- Was not a member of the football program in 1999, but returned

in the spring of 2000

- First career start came on September 30, 2000, against No. 7 Clemson; completed 16-of-35 (.457) passes for 168 yards with one INT in a 52-22 home loss
- Set school record for consecutive pass completions (16) against N.C. State on November 11, 2000, in a 35-31 road loss
- On September 1, 2001, against Florida State, completed a 78-yard TD pass to Chris Douglas in a 55-13 home loss; pass completion ranks as the eighth-longest in Duke history
- On November 3, 2001, against N.C. State, completed 31-of-53 (.585) passes for 400 yards with two TDs and one INT in a 55-31 home loss; passing yardage ranks as the 14th-highest single-game total in Duke history
- On December 1, 2001, against Clemson, set school records for pass attempts in a quarter (24 in the first) and in a half (41 in the first) in a 59-31 road loss
- Started 18 straight games over 2000-01
- Was the only QB on the 2002 roster with collegiate playing experience, but was declared academically ineligible on July 12, 2002
- Career rushing: 162-(-81) (-0.50 avg.; 4 TDs)
- Career receiving: 2-29 (14.50 avg.; 1 TD)
- Transferred to Iowa Wesleyan in 2002 and played in one game before being ruled ineligible by the NAIA due to rule that forces student-athletes to sit out one full year before competition
- Played in one game for Iowa Wesleyan, throwing for 313 yards and five TDs against Peru State
- Three-year veteran (2005-06-07) of arenafootball2, playing with the Albany Conquest (2005), Manchester Wolves (2006) and South Georgia Wildcats (2007)
- In 2005, finished third in arenafootball2 (af2) in total offensive yards (4,414) and fourth in passing yards (4,230)
- In 2006, threw 59 TD passes before suffering season-ending injury in week 13
- In 2007, set af2 single-season record for passing yards (4,680) while becoming just the third QB in af2 history to throw for 100+ TDs in a season (league-high 102)
- Playing for the Kansas City Brigade, named to the 2008 Arena Football League All-Rookie team after completing 215-of-336 (.640) passes for 2,340 yards with 40 TDs and 10 INTs while rushing for an additional 149 yards and 12 TDs

Mark Caldwell

Clinton, Tenn.

1963

Opponent	C-A	Yds	TD	Int
South Carolina	- DNP -			
Virginia	- DNP -			
Maryland	- DNP -			
California	0-0	0	0	0
Clemson	0-0	0	0	0
N.C. State	0-0	0	0	0
Georgia Tech	0-0	0	0	0
Wake Forest	0-0	0	0	0
Navy	- DNP -			
North Carolina	- DNP -			

Year	G/GS	Cmp	Att	Pct.	Yards	TD	Int
1963	5/0	0	0	.000	0	0	0
1964	10/0	0	0	.000	0	0	0
1965	10/0	0	0	.000	0	0	0
Total	25/0	0	0	.000	0	0	0

- Jersey #19
- Lettered two seasons (1964-65)
- Reserve QB in 1963
- Moved to tight end for 1964 & 1965 seasons
- Career receiving: 5-66 (13.20 avg.)

Bobby Campbell

Hicksville, N.Y.

1997

Opponent	C-A	Yds	TD	Int
N.C. State ¹	13-26	189	0	1
Northwestern ²	4-9	80	0	0
Army	- DNP -			
Navy	- DNP -			
Maryland	10-20	93	0	1
Florida State ³	4-5	36	0	0
Virginia ⁴	9-21	78	0	1
Wake Forest ⁵	15-35	196	2	2
Clemson	10-25	99	0	1
Georgia Tech ⁶	20-34	154	0	3
North Carolina	0-1	0	0	1

1998

Opponent	C-A	Yds	TD	Int
Western Carolina	0-2	0	0	0
Northwestern	0-0	0	0	0
Florida State	1-4	15	0	0
Virginia	4-7	69	0	0
Georgia Tech	8-15	55	0	0
Wake Forest	19-34	181	1	1
N.C. State	17-28	188	1	0
Clemson ⁷	13-23	155	0	0
Vanderbilt ⁸	21-42	316	2	0
Maryland ⁹	12-37	178	2	7
North Carolina ¹⁰	6-14	42	0	0

1999

Opponent	C-A	Yds	TD	Int
East Carolina	4-9	46	0	0
Northwestern ¹¹	2-14	12	0	0
Vanderbilt	15-31	251	1	2
Florida State ¹²	11-29	136	0	2
Virginia	- DNP -			
Georgia Tech	- DNP -			
N.C. State	- DNP -			
Maryland	- DNP -			
Clemson	2-7	51	0	2
Wake Forest	3-6	30	0	0
North Carolina	- DNP -			

2000

Opponent	C-A	Yds	TD	Int
East Carolina	- DNP -			
Northwestern	3-8	12	0	2
Virginia	- DNP -			
Vanderbilt	4-7	37	0	0
Clemson	- DNP -			
Florida State	0-0	0	0	0
Georgia Tech	2-5	26	0	1
Maryland	0-0	0	0	0
Wake Forest	0-0	0	0	0
N.C. State	0-0	0	0	0
North Carolina	0-0	0	0	0

Year	G/GS	Cmp	Att	Pct.	Yards	TD	Int
1997	9/6	85	176	.483	925	2	10
1998	11/4	101	206	.490	1,199	6	8
1999	6/2	37	96	.385	526	1	6
2000	8/0	9	20	.450	75	0	3
Total	34/12	232	498	.466	2,725	9	27

- Born February 3, 1978
- Jersey #15
- Lettered four seasons (1997-98-99-2000)
- Redshirted in 1996
- First career start came in season-opener on September 6, 1997, against N.C. State; completed 13-of-26 (.500) passes for 189 yards with one INT in a 45-14 home loss
- In second career start, at Northwestern on September 13, 1997, suffered knee injury and missed next two games
- On October 10, 1998, came off the bench to replace Spencer Romine (ineffective); completed 19-of-34 (.559) passes for 181 yards with one TD and one INT in come-from-behind 19-16 road win against Wake Forest
- On October 31, 1998, at Vanderbilt; completed 21-of-42 (.500) passes for career-high 316 yards and two TDs in 36-33 road 20T loss
- On November 14, 1998, against Maryland, set school single-game record with seven INTs in 42-25 home loss
- Career rushing: 104-97 (0.93 avg.; 6 TDs)
- Career punting: 2-66 (33.00 avg.)

Randy Clark

Durham, N.C.

1959

Opponent	C-A	Yds	TD	Int
South Carolina	- DNP -			
Ohio State	0-0	0	0	0
Rice	0-0	0	0	0
Pittsburgh	- DNP -			
Army	- DNP -			
N.C. State	- DNP -			
Georgia Tech	0-0	0	0	0
Clemson	- DNP -			
Wake Forest	- DNP -			
North Carolina	0-0	0	0	0

1960

Opponent	C-A	Yds	TD	Int
South Carolina	0-0	0	0	0
Maryland	0-0	0	0	0
Michigan	0-0	0	0	0
N.C. State	0-0	0	0	0
Clemson	0-0	0	0	0
Georgia Tech	0-0	0	0	0
Navy	0-0	0	0	0
Wake Forest	0-0	0	0	0
North Carolina	0-0	0	0	0
UCLA	0-0	0	0	0

1961

Opponent	C-A	Yds	TD	Int
South Carolina	0-0	0	0	0
Virginia	0-0	0	0	0
Wake Forest	0-0	0	0	0
Georgia Tech	0-0	0	0	0
Clemson	0-0	0	0	0
N.C. State	0-0	0	0	0
Michigan	0-0	0	0	0
Navy	0-0	0	0	0
North Carolina	0-0	0	0	0
Notre Dame	0-0	0	0	0

Year	G/GS	Cmp	Att	Pct.	Yards	TD	Int
1959	4/0	0	0	.000	0	0	0
1960	10/0	0	0	.000	0	0	0
1961	10/0	0	0	.000	0	0	0
Total	24/0	0	0	.000	0	0	0

- Born January 4, 1936
- Jersey #10
- Lettered two seasons (1961-62)
- Reserve QB who did not attempt a pass
- Duke's starting punter in 1961 & 1962
- Career rushing: 2-(-5) (-2.5 avg.)
- Career punting: 97-3,530 (36.39 avg.)

Brent Clinkscale

Greenville, S.C.

1979

Opponent	C-A	Yds	TD	Int
East Carolina	- DNP -			
South Carolina	- DNP -			
Virginia	- DNP -			
Army	- DNP -			
Richmond	- DNP -			
Clemson	0-2	0	0	0
Maryland	7-15	73	0	1
Georgia Tech	1-2	6	0	0
Wake Forest	- DNP -			
N.C. State	0-3	0	0	1
North Carolina	6-10	64	1	1

1980

Opponent	C-A	Yds	TD	Int
East Carolina	2-5	35	0	0
Auburn	7-9	128	2	0
Virginia	8-15	55	0	1
Indiana ¹	3-10	9	0	0
South Carolina	4-7	45	0	0
Clemson	0-0	0	0	0
Maryland	0-1	0	0	1
Georgia Tech	- DNP -			
Wake Forest	- DNP -			
N.C. State	5-7	48	0	0
North Carolina	- DNP -			

1981

Opponent	C-A	Yds	TD	Int
Ohio State	- DNP -			
South Carolina	- DNP -			
Virginia	- DNP -			
East Carolina	- DNP -			
Virginia Tech	- DNP -			
Clemson	- DNP -			
Maryland	- DNP -			
Georgia Tech	- DNP -			
Wake Forest	- DNP -			
N.C. State	- DNP -			
North Carolina	- DNP -			

1982

Opponent	C-A	Yds	TD	Int
Tennessee	- DNP -			
South Carolina	- DNP -			
Virginia	2-2	48	0	0
Navy	- DNP -			
Virginia Tech	- DNP -			
Clemson	7-10	77	0	1
Maryland	5-8	57	0	1
Georgia Tech	- DNP -			
Wake Forest	- DNP -			
N.C. State	- DNP -			
North Carolina	1-1	10	0	0

Year	G/GS	Cmp	Att	Pct.	Yards	TD	Int
1979	5/0	14	32	.438	143	1	3
1980	8/1	29	54	.537	320	2	2
1981	0/0	0	0	.000	0	0	0
1982	4/0	15	21	.714	192	0	2
Total	17/1	58	107	.542	655	3	7

- Born March 7, 1961
- Jersey #11
- Lettered three seasons (1980-81-82)
- ACC Rookie of the Week after completing 6-of-10 (.600) passes for 64 yards with one TD and one INT against North Carolina on November 24, 1979, in a 37-16 home loss
- Came off the bench at No. 19 Auburn on September 20, 1980, to complete 7-of-9 (.778) passes for 128 yards and two TDs in a 35-28 loss
- Lone career start came on October 4, 1980, against Indiana; completed 3-of-10 (.300) passes for nine yards in a 31-21 road loss
- Moved to defensive back in the spring of 1981, but returned to QB in the fall
- Did not see game action in 1981, but was awarded varsity letter
- Career rushing: 28-(-48) (-1.71 avg.)
- Career receiving: 1-21 (21.00 avg.; 1 TD)

Brandon Connette

Corona, Calif.

2010

Opponent	C-A	Yds	TD	Int
Elon	0-0	0	0	0
Wake Forest	0-0	0	0	0
Alabama	2-4	12	0	0
Army	0-0	0	0	0
Maryland	0-0	0	0	0
Miami ¹	4-6	30	0	0
Virginia Tech	0-4	0	0	1
Navy	0-0	0	0	0
Virginia	1-1	40	0	0
Boston College	2-5	22	0	0
Georgia Tech	0-1	0	0	1
North Carolina	1-1	21	0	0

2011

Opponent	C-A	Yds	TD	Int
Richmond	0-0	0	0	0
Stanford	1-2	35	0	0
Boston College	- DNP -			
Tulane	- DNP -			
FIU	- DNP -			
Florida State	- DNP -			
Wake Forest	- DNP -			
Virginia Tech	- DNP -			
Miami	- DNP -			
Virginia	- DNP -			
Georgia Tech	- DNP -			
North Carolina	- DNP -			

2012

Opponent	C-A	Yds	TD	Int
FIU	1-2	8	1	0
Stanford	1-2	11	0	0
N.C. Central	0-0	0	0	0
Memphis	0-2	0	0	0
Wake Forest	0-1	0	0	0
Virginia	1-1	0	0	0
Virginia Tech	0-0	0	0	0
North Carolina	- DNP -			
Florida State	0-0	0	0	0
Clemson	1-1	17	1	0
Georgia Tech	0-0	0	0	0
Miami	0-3	0	0	0
Cincinnati	1-1	2	1	0

2013

Opponent	C-A	Yds	TD	Int
N.C. Central	5-8	55	2	1
Memphis	14-21	198	2	0
Georgia Tech ²	15-28	122	0	0
Pittsburgh ³	21-32	323	4	4
Troy ⁴	20-28	324	3	1
Navy	- DNP -			
Virginia	1-1	47	1	0
Virginia Tech	0-0	0	0	0
N.C. State	7-13	59	0	0
Miami	5-9	81	1	0
Wake Forest	1-3	1	0	0
North Carolina	0-1	0	0	0
Florida State	1-1	2	0	0
Texas A&M	0-0	0	0	0

Year	G/GS	Cmp	Att	Pct.	Yards	TD	Int
2010	12/1	10	22	.455	125	0	2
2011	2/0	1	2	.500	35	0	0
2012	12/0	5	13	.385	38	3	0
2013	13/3	90	145	.621	1,212	13	6
Total	39/4	106	182	.582	1,410	16	8

- Born July 21, 1991
- Jersey #18
- Lettered three seasons (2010-12-13)
- Served as top reserve behind Sean Renfree in 2010, seeing action in all 12 games (145 snaps) primarily on short yardage and red zone situations; finished second on the team in rushing with 321 yards on 78 attempts
- First career start came on October 16, 2010, against Miami; completed 4-of-6 (.667) passes for 30 yards while rushing 11 times for minus-2 yards and one TD in a 28-13 home loss
- Set school single-season record for rushing TDs by a freshman with eight in 2010
- Set school single-game record for points by a freshman with 14 against Virginia on November 6, 2010, in a 55-48 home win; scored rushing TDs covering 2 and 20 yards while adding a rushing PAT; held the record until Ross Martin (15 points on 4 FGs & 3 PATs) eclipsed the standard on October 20, 2012, in a 33-30 home win over North Carolina
- No. 2 QB behind Sean Renfree in 2011 before suffering season-ending shoulder injury in week two vs. Stanford
- Granted a medical hardship waiver for the 2011 season by the ACC in January, 2012
- No. 3 QB behind Sean Renfree & Anthony Boone in 2012
- In 2012, became first Duke player since 2001 (D. Bryant & Ben Erdeljac) to rush for a TD, catch a TD pass & throw a TD pass in same season
- Suffered shoulder injury in week seven vs. Virginia Tech and missed the following week's game vs. North Carolina
- Entered 2013 spring practice as the No. 3 QB behind Anthony Boone & Thomas Sirk, but elevated to No. 2 following injury (Achilles tendon) to Sirk
- Replaced injured starter Anthony Boone (collarbone) in second quarter vs. Memphis on September 7, 2013; completed 14-of-21 (.667) passes for 198 yards and 2 TDs in 28-14 road win; engineered game-winning, 7-play, 75-yard scoring drive in the fourth quarter for a 22-yard TD pass to WR Issac Blakeney with 9:50 remaining in the game
- On September 21, 2013, against Pittsburgh, became first Duke player, and the third in ACC history (Woodrow Dantzler & Tajh Boyd, both of Clemson), to throw for 300+ yards and rush for 100+ yards in a single game in a 58-55 home loss to the Panthers; completed 21-of-32 (.656) passes for 323 yards and four TDs while rushing 15 times for 101 yards and two TDs to match school single-game record for total TD responsibility (6); also matched Duke single-game record for most TD passes for 50+ yards (2) with scoring strikes to Jamison Crowder (62 yards) and Brandon Braxton (75)
- Suffered ankle injury in practice on October 10 and missed game vs. Navy on October 12
- On October 19, 2013, against Virginia, threw game-winning 47-yard TD pass to TE Braxton Deaver with 11:44 remaining in the fourth period in a 35-22 road win
- On November 9, 2013, against N.C. State, scored game-winning 5-yard TD with 3:31 remaining in the fourth quarter in a 38-20 home win
- Became Duke's all-time leader in rushing TDs (31) on November 16, 2013, with a 4-TD performance against Miami, eclipsing the 68-year old standard of 28 set by Tom Davis from 1941-44
- With rushing TD versus Texas A&M on December 31, 2013, in the Chick-fil-A Bowl, set school single-season record for TD responsibility (27), breaking the previous standard of 26 set by Anthony Dilweg in 1988 while matching the school single-season record for rushing TDs (14), equaling the standard set by Winston Siegfried in 1941
- Holds school single-season record for game-winning, fourth quarter TD responsibility (3 in 2013)
- Shares school single-season record for rushing TDs (14 in 2013)
- Holds school career record for rushing TDs (31)
- Holds school record for total TD responsibility in 2 consecutive games (11; vs. Pitt [2 rushing & 4 passing] & Troy [2-3], 2013)
- Shares school record for total TD responsibility in 3 consecutive games (12; vs. Georgia Tech (1 rushing & 0 passing), Pitt [2-4] & Troy [2-3], 2013)
- Became third QB in ACC history to rush for 30+ TDs in a career, joining the Georgia Tech tandem of Tevin Washington and Joshua Nesbitt
- Led Duke in rushing TDs in 2010, 2012 & 2013
- 2013 Recipient of the Micah Harris Trinity Teammate Award, presented annually to the member of the Duke program who displays the traits of a true teammate: character, unselfishness, compassion and pride
- Career rushing: 228-735 (3.22 avg.; 31 TDs)
- Career receiving: 12-90 (7.50 avg.; 1 TD)
- On April 25, 2014, announced decision to transfer and play final season of eligibility at Fresno State University
- In 2014, played in 13 games as Fresno State went 6-8 and appeared in the Hawaii Bowl; completed 29-of-54 (.537) passes for 299 yards with 2 TDs and 3 INTs; rushed 38 times for 155 yards (4.08) and 2 TDs
- Played for the Dresden Monarchs of the German Football League

in 2016

- Played for the Helsinki Roosters of the Northern European Football League in 2017 and 2018, capturing the NEFL championship both years
- On May 22, 2017, helped the Roosters claim the title with a 21-15 OT win over the Carlstad Crusaders by completing 18-of-39 (.461) passes for 219 yards while rushing for three TDs, including the game-winning, 3-yard score in OT
- Finished two seasons with the Roosters owning more than 5,500 passing yards, 78 passing TD, 570 rushing yards and 11 ground scores
- Played for the New Yorker Lions of the German Football League in 2019

Bob Corbett

Clarks Summit, Pa.

1974

Opponent	C-A	Yds	TD	Int
N.C. State	14-22	196	1	1
South Carolina ¹	1-2	15	0	0
Virginia	- DNP -			
Purdue	- DNP -			
Army	- DNP -			
Clemson	- DNP -			
Florida	- DNP -			
Georgia Tech	- DNP -			
Wake Forest	4-12	75	0	1
Maryland	13-25	236	1	2
North Carolina	- DNP -			

1975

Opponent	C-A	Yds	TD	Int
Southern California	8-14	107	0	0
South Carolina ²	2-7	24	0	0
Virginia ³	9-14	156	1	1
Pittsburgh ⁴	15-28	191	0	1
Army	1-1	6	0	0
Clemson ⁵	3-5	43	0	0
Florida ⁶	11-15	179	1	1
Georgia Tech ⁷	11-20	106	0	2
Wake Forest	7-8	84	0	0
N.C. State	1-2	5	0	1
North Carolina	13-17	162	0	0

Year	G/GS	Cmp	Att	Pct.	Yards	TD	Int
1974	4/1	32	61	.525	522	2	4
1975	11/6	81	131	.618	1,063	2	6
Total	15/7	113	192	.589	1,585	4	10

- Born November 10, 1954
- Jersey #10
- Lettered two seasons (1974-75)
- Played two seasons on the JV team (1972-73)
- In first career action, came off the bench in the season-opener against No. 16 N.C. State on September 14, 1974, to complete 14-of-22 (.636) passes for 196 yards with one TD and one INT in a 35-21 road loss; named ACC Rookie of the Week
- First career start came on September 21, 1974, against South Carolina; suffered broken wrist after completing 1-of-2 (.500) passes for 15 yards; did not play again until November 9 versus Wake Forest
- Academic All-ACC, 1975
- Career rushing: 82-32 (0.39 avg.)

Chris Dapolino

Matawan, N.J.

2002

Opponent	C-A	Yds	TD	Int
East Carolina	5-9	34	0	0
Louisville	3-13	13	0	0
Northwestern	0-1	0	0	1
Florida State	5-14	115	2	1
Navy	3-5	20	1	0
Virginia	0-1	0	0	1
Wake Forest	5-15	46	0	0
N.C. State	- DNP -			
Maryland	5-8	67	1	1
Clemson	- DNP -			
Georgia Tech	- DNP -			
North Carolina	0-1	0	0	0

2003

Opponent	C-A	Yds	TD	Int
Virginia	- DNP -			
Western Carolina	- DNP -			
Rice	- DNP -			
Northwestern	- DNP -			
Florida State	1-4	13	0	1
Maryland	- DNP -			
Wake Forest	- DNP -			
N.C. State	7-13	57	1	0
Tennessee	7-13	76	0	0
Georgia Tech	5-6	62	1	0
Clemson	5-11	54	0	1
North Carolina ¹	5-7	81	0	0

2004

Opponent	C-A	Yds	TD	Int
Navy	5-7	31	0	0
Connecticut ²	12-21	129	1	1
Virginia Tech	2-8	7	0	1
Maryland	0-0	0	0	0
The Citadel	0-0	0	0	0
Georgia Tech	0-0	0	0	0
Virginia	- DNP -			
Wake Forest	- DNP -			
Florida State	1-1	5	0	0
Clemson	0-0	0	0	0
North Carolina	0-1	0	0	0

Year	G/GS	Cmp	Att	Pct.	Yards	TD	Int
2002	9/0	26	67	.388	295	4	4
2003	6/1	30	54	.556	343	2	2
2004	9/1	20	38	.526	172	1	2
Total	24/2	76	159	.478	810	7	8

- Born December 15, 1981
- Jersey #9
- Lettered three seasons (2002-03-04)
- Member of the football program at Rutgers University in 2000
- Redshirted in 2000
- Transferred to Duke and sat out the 2001 season per NCAA regulations
- Beneficiary of Duke's coaching change midway through the 2003 season; played in just one game through the first seven weeks of the year under head coach Carl Franks, who was dismissed on October 19; under interim head coach Ted Roof, played in each of the final five contests, completing 29-of-48 (.604) passes for 230 yards and two TDs
- First career start came on November 22, 2003, against North Carolina; completed 5-of-7 (.714) passes for 81 yards while rushing eight times for 42 yards in a 30-22 road win
- Career rushing: 91-187 (2.05 avg.; 2 TDs)
- Duke captain, 2004
- Served two years as a player-coach for the Les Argonautes and Turku Trojan in the European Football League
- Served two years (2008-09) as assistant head coach and offensive coordinator at Pace University
- Served as interim head coach at Pace following head coach Mike Iezzi's resignation on November 18, 2009
- Promoted to head coach at Pace on January 8, 2010
- Dismissed from head coach duties on November 22, 2013

Larry Davis

Portsmouth, Va.

1966	Opponent	C-A	Yds	TD	Int
	West Virginia	- DNP -			
	Pittsburgh	- DNP -			
	Virginia	- DNP -			
	Maryland	- DNP -			
	Clemson	- DNP -			
	N.C. State	- DNP -			
	Georgia Tech	9-17	94	0	2
	Navy ¹	3-7	64	0	1
	Notre Dame ²	10-16	75	0	3
	North Carolina ³	6-7	135	1	0

1967

Opponent	C-A	Yds	TD	Int
Wake Forest	1-9	36	0	0
Michigan	0-0	0	0	0
South Carolina	0-0	0	0	0
Army	5-7	47	1	1
Virginia	1-3	26	0	1
Clemson	1-1	12	0	0
N.C. State	0-1	0	0	1
Georgia Tech	0-0	0	0	0
Navy	2-4	35	1	0
North Carolina	4-7	39	1	0

Year	G/GS	Cmp	Att	Pct.	Yards	TD	Int
1966	4/3	28	47	.596	368	1	6
1967	10/0	14	32	.438	195	3	3
1968	10/0	0	0	.000	0	0	0
Total	24/3	42	79	.532	563	4	9

- Born April 12, 1946
- Jersey #15
- Lettered three seasons (1966-67-68)
- Played for the freshman team in 1964, throwing for 160 yards and two TDs
- Did not see game action in 1965
- First career start came on November 5, 1966, against Navy; completed 3-of-7 (.429) passes for 64 yards while rushing 27 times for 103 yards in a 9-7 road win
- Led Duke to a fourth quarter win over Army on October 7, 1967; completed 5-of-7 (.714) passes for 47 yards with one TD and one INT; tossed game-winning 9-yard TD pass to Ed Hicklin with 9:54 remaining in the fourth period
- Moved to defensive back for final season (1968)
- Career rushing: 130-350 (2.69 avg.; 3 TDs)
- Career receiving: 1-32 (32.00 avg.)
- Career kickoff return: 1-5 (5.00 avg.)
- Career punt return: 2-36 (18.00 avg.)
- Brother, Ronnie, earned one varsity letter as an outfielder (1961; 2nd team All-ACC) on the Duke baseball team and played five seasons (1962-66-67-68-69) in the major leagues with Houston Colt 45s, Houston Astros, St. Louis Cardinals and Pittsburgh Pirates

Todd Decker

Raleigh, N.C.

1990	Opponent	C-A	Yds	TD	Int
	South Carolina	- DNP -			
	Northwestern	- DNP -			
	Virginia	- DNP -			
	Clemson	- DNP -			
	Army	- DNP -			
	Western Carolina	- DNP -			
	Maryland	- DNP -			
	Georgia Tech	- DNP -			
	Wake Forest	0-0	0	0	0
	N.C. State	- DNP -			
	North Carolina	- DNP -			

1991

Opponent	C-A	Yds	TD	Int
South Carolina	- DNP -			
Rutgers	- DNP -			
Colgate	0-0	0	0	0
Virginia	- DNP -			
Vanderbilt	- DNP -			
Maryland	- DNP -			
Georgia Tech	- DNP -			
Wake Forest	- DNP -			
N.C. State	- DNP -			
North Carolina	- DNP -			
Clemson	- DNP -			

1992

Opponent	C-A	Yds	TD	Int
Florida State	6-13	75	0	0
Vanderbilt	- DNP -			
Rice	0-1	0	0	0
Virginia	- DNP -			
East Carolina	0-0	0	0	0
Clemson	- DNP -			
Maryland	- DNP -			
Georgia Tech	- DNP -			
Wake Forest	- DNP -			
N.C. State	- DNP -			
North Carolina	- DNP -			

Year	G/GS	Cmp	Att	Pct.	Yards	TD	Int
1990	1/0	0	0	.000	0	0	0
1991	1/0	0	0	.000	0	0	0
1992	3/0	6	14	.429	75	0	0
Total	5/0	6	14	.429	75	0	0

- Born October 15, 1970
- Jersey #16
- Lettered one season (1992)
- Redshirted in 1989
- Career rushing: 1-(-4) (-4.0 avg.)
- Brother, Tom, lettered in both baseball (1981-82-83-84; two-time All-ACC catcher; 41st round pick of the Cleveland Indians in 1984 MLB Draft) and football (1981-82-83; fullback) at Duke

Kent Denton

Washington, D.C.

1963	Opponent	C-A	Yds	TD	Int
	South Carolina	- DNP -			
	Virginia	- DNP -			
	Maryland	- DNP -			
	California	- DNP -			
	Clemson	- DNP -			
	N.C. State	- DNP -			
	Georgia Tech	0-0	0	0	0
	Wake Forest	0-0	0	0	0
	Navy	0-0	0	0	0
	North Carolina	0-0	0	0	0

1964

Opponent	C-A	Yds	TD	Int
South Carolina	- DNP -			
Virginia	3-6	24	0	0
Maryland	0-0	0	0	0
N.C. State	0-1	0	0	0
Army	- DNP -			
Georgia Tech	- DNP -			
Wake Forest	- DNP -			
Navy	1-1	8	0	0
North Carolina	- DNP -			
Tulane	2-2	17	0	0

Year	G/GS	Cmp	Att	Pct.	Yards	TD	Int
1963	4/0	0	0	.000	0	0	0
1964	5/0	6	10	.600	49	0	0
Total	9/0	6	10	.600	49	0	0

- Born January 24, 1943
- Jersey #10
- Lettered one season (1964)
- Career rushing: 7-16 (2.29 avg.)

Luca Diamont

Venice, Calif.

2020	Opponent	C-A	Yds	TD	Int
	Notre Dame	- DNP -			
	Boston College	- DNP -			
	Virginia	- DNP -			
	Virginia Tech	- DNP -			
	Syracuse	- DNP -			
	N.C. State	- DNP -			
	Charlotte	- DNP -			
	North Carolina	- DNP -			
	Georgia Tech	- DNP -			
	Miami	- DNP -			
	Florida State	5-8	38	0	1

2021

Opponent	C-A	Yds	TD	Int
Charlotte	- DNP -			
N.C. A&T	1-1	17	0	0
Northwestern	- DNP -			
Kansas	- DNP -			
North Carolina	- DNP -			
Georgia Tech	- DNP -			
Virginia	- DNP -			
Wake Forest	- DNP -			
Pittsburgh	1-2	4	0	0
Virginia Tech	- DNP -			
Louisville	- DNP -			
Miami	- DNP -			

Year	G/GS	Cmp	Att	Pct.	Yards	TD	Int
2020	1/0	5	8	.625	38	0	1
2021	2/0	2	3	.667	21	0	0
Total	3/0	7	11	.636	59	0	1

- Born December 10, 2000
- Jersey #2
- Lettered two seasons (2020-21)
- Collegiate debut came on December 12, 2000, against Florida State; completed five-of-eight (.625) passes for 38 yards with one INT and rushed 12 times for 60 yards (5.00) in a 56-35 road loss
- Career rushing: 16-108 (6.75 avg.)
- Transitioned to WR in Spring, 2022

Anthony Dilweg

Bethesda, Md.

1985

Opponent	C-A	Yds	TD	Int
Northwestern	1-1	-5	0	0
West Virginia	0-0	0	0	0
Ohio ¹	9-15	108	0	1
Virginia	0-0	0	0	0
South Carolina	0-0	0	0	0
Clemson	0-0	0	0	0
Maryland	3-7	35	0	0
Georgia Tech	0-0	0	0	0
Wake Forest	1-2	23	0	1
N.C. State	0-0	0	0	0
North Carolina	0-0	0	0	0

1986

Opponent	C-A	Yds	TD	Int
Northwestern	0-0	0	0	0
Georgia	1-1	2	0	0
Ohio	0-1	0	0	0
Virginia	0-0	0	0	0
Vanderbilt	0-0	0	0	0
Clemson	4-7	40	0	0
Maryland	0-0	0	0	0
Georgia Tech	1-3	23	0	0
Wake Forest	0-0	0	0	0
N.C. State	0-0	0	0	0
North Carolina	0-0	0	0	0

1987

Opponent	C-A	Yds	TD	Int
Colgate	8-18	134	2	1
Northwestern	0-0	0	0	0
Vanderbilt	0-0	0	0	0
Virginia	3-4	19	0	0
Rutgers	0-0	0	0	0
Clemson ²	23-50	305	0	3
Maryland	0-0	0	0	0
Georgia Tech	0-0	0	0	0
Wake Forest	1-1	49	1	0
N.C. State	0-0	0	0	0
North Carolina	0-0	0	0	0

1988

Opponent	C-A	Yds	TD	Int
Northwestern ³	29-40	353	2	0
Tennessee ⁴	21-32	311	3	1
The Citadel ⁵	19-31	410	3	1
Virginia ⁶	24-47	391	3	1
Vanderbilt ⁷	31-53	349	1	1
Clemson ⁸	18-41	209	1	2
Maryland ⁹	34-57	379	3	2
Georgia Tech ¹⁰	19-29	228	1	2
Wake Forest ¹¹	30-49	475	2	3
N.C. State ¹²	33-56	357	2	2
North Carolina ¹³	29-49	362	3	3

Year	G/GS	Cmp	Att	Pct.	Yards	TD	Int
1985	11/1	14	25	.560	161	0	2
1986	11/0	6	12	.500	65	0	0
1987	11/1	35	73	.479	507	3	4
1988	11/11	287	484	.593	3,824	24	18
Total	44/13	342	594	.576	4,557	27	24

- Born March 28, 1965
- Jerseys #18 (1985) & #8 (1986-87-88)
- Lettered four seasons (1985-86-87-88)
- Redshirted in 1984 with knee injury
- First career start came on September 21, 1985, against Ohio in place of injured Steve Slayden (shoulder); completed 9-of-15 (.600) passes for 108 yards with one INT before being replaced by No. 3 QB Mike Muschamp, who rallied Duke from a 13-7 deficit to a 34-13 home win
- Second career start came on October 17, 1987, against No. 7 Clemson in place of Slayden (11 INTs through first 5 games); completed 23-of-50 (.460) passes for 305 yards with three INTs in 17-10 road loss
- Started all 11 games as a senior in 1988 and produced the top single-season QB performance in Duke history
- In 1988, established then ACC single-season records for passing yards (3,824), total offensive yards (3,713), pass attempts (484), touchdown passes (24) and touchdown responsibility (26)
- ACC Offensive Player of the Week after completing 29-of-40 (.725) passes for 353 yards with two TDs against Northwestern on September 3, 1988, in a 31-21 road win
- ACC Offensive Player of the Week after completing 21-of-32 (.656) passes for 311 yards with three TDs and one INT against Tennessee on September 10, 1988, in a 31-26 road win
- Led the ACC in both pass efficiency (134.6) and total offense (337.5 ypg) in 1988 while ranking second nationally in both passing yards and total offense and fourth in TD passes
- Finalist, Davey O'Brien Award, 1988
- ACC Player of the Year, 1988
- 1st team All-ACC, 1988
- Duke captain, 1988
- Duke MVP, 1988
- Holds school career record for pass efficiency rating (128.94)
- Duke's starting punter for four seasons (1985-86-87-88)
- Career rushing: 77-(-174) (-2.26 avg.; 2 TDs)
- Career receiving: 1-12 (12.00 avg.)
- Career punting: 199-7,889 (39.64 avg.)
- Named the Offensive MVP of the Hula Bowl in Honolulu, Hawaii, on January 7, 1989, after completing 12-of-17 (.706) passes for 145 yards and three TDs while leading the East squad to a 21-10 victory; Florida State CB Deion Sanders was named the Defensive MVP
- Played in the Japan Bowl in Tokyo, Japan, on January 16, 1989
- Third round choice (74th overall pick) of the Green Bay Packers in the 1989 NFL Draft (April 23, 1989)
- In 1989, served as the backup quarterback behind Pro Bowl selection Don Majkowski
- Active for all 16 games in 1989; saw action against Detroit on November 12, 1989, and completed his only pass attempt for seven yards
- Elevated to Green Bay's No. 1 QB in 1990 preseason when Majkowski missed 45 days due to contract holdout
- Started Green Bay's season-opener on September 9, 1990, completing 20-of-32 (.625) passes for 248 yards and three TDs in a 36-24 win over the Los Angeles Rams; named the NFC Offensive Player of the Week
- Lost starting job when Majkowski signed one-year contract worth \$1.5 million
- On November 18, 1990, came off the bench for an injured Majkowski (shoulder) to lead Green Bay to a 24-21 win over Phoenix; completed 11-of-21 (.524) passes for 134 yards including the game-winning one-yard scoring strike to Ed West with 16 seconds left in the game
- Released by Green Bay following the 1990 season
- Did not play in 1991 while recovering from knee surgery
- As part of the NFL's player enhancement project, spent the 1992 season with the Montreal Machine of the World League of American Football (WLAFF)
- Suffered injury in Montreal's season-opening game against San Antonio and eventually placed on the injured reserved list
- Represented Duke as an ACC Football Legend on December 4, 2021, at the ACC Championship Game in Charlotte, N.C.
- Member of the Duke Athletics Hall of Fame induction Class of 2022

Career NFL Passing Statistics

> Green Bay Packers (1989-90)

Year	G/GS	Cmp	Att	Pct.	Yards	TD	Int
1989	1/0	1	1	1.000	7	0	0
1990	9/7	101	192	.526	1,267	8	7
Total	10/7	102	193	.528	1,274	8	7

Stanley Driskell

Atlanta, Ga.

1977

Opponent	C-A	Yds	TD	Int
East Carolina	-	DNP	-	-
Michigan	-	DNP	-	-
Virginia	1-1	7	0	0
Navy	0-1	0	0	0
South Carolina	-	DNP	-	-
Clemson	-	DNP	-	-
Maryland	2-3	2	0	0
Georgia Tech	1-1	16	0	0
Wake Forest	0-0	0	0	0
N.C. State	0-0	0	0	0
North Carolina	3-6	61	0	0

1978

Opponent	C-A	Yds	TD	Int
Georgia Tech ¹	6-15	153	1	0
South Carolina	1-3	7	0	0
Michigan	3-10	25	0	2
Virginia	-	DNP	-	-
Navy	1-4	17	0	2
Clemson	7-14	113	1	2
Maryland ²	22-39	212	0	2
Tennessee	6-11	57	0	1
Wake Forest	-	DNP	-	-
N.C. State	-	DNP	-	-
North Carolina	-	DNP	-	-

1979

Opponent	C-A	Yds	TD	Int
East Carolina	5-6	92	1	0
South Carolina ³	1-9	12	0	0
Virginia ⁴	5-8	40	0	1
Army ⁵	7-16	75	0	1
Richmond ⁶	14-22	216	1	1
Clemson ⁷	8-20	89	0	1
Maryland ⁸	3-15	23	0	1
Georgia Tech ⁹	4-13	76	1	0
Wake Forest ¹⁰	1-8	10	0	2
N.C. State ¹¹	3-18	39	1	3
North Carolina ¹²	3-10	33	0	1

Year	G/GS	Cmp	Att	Pct.	Yards	TD	Int
1977	7/0	7	12	.583	86	0	0
1978	7/2	46	96	.479	584	2	9
1979	11/10	54	145	.372	705	4	11
Total	25/12	107	253	.423	1,375	6	20

- Born April 29, 1958
- Jersey #5
- Lettered three seasons (1977-78-79)
- With the Blue Devils trailing 24-18 and less than four minutes left in the fourth quarter against Georgia Tech on October 29, 1977, returned a punt 16 yards to the Yellow Jacket 35 yard line to set up Duke's game-winning drive; Duke then drove 35 yards for the game-winning TD pass from Mike Dunn to Tom Hall with 13 seconds remaining; Duke had trailed 24-9 after three periods
- First career start came on September 9, 1978, against Georgia Tech in place of injured Mike Dunn; completed 6-of-15 (.400) passes for 153 yards and one TD while rushing eight times for 47 yards in a season-opening 28-10 home win; set school single-game record for yards per pass completion (25.50); named ACC Offensive Back of the Week
- Led Duke to a 28-14 win over East Carolina on September 15, 1979; completed 5-of-6 (.833) passes for 92 yards with one TD and broke a 14-14 tie in the fourth quarter with a pair of rushing TDs
- Started 10 games in 1979
- Career rushing: 172-278 (1.62 avg.; 5 TDs)
- Career punt return: 7-39 (5.57 avg.)

Curt Dukes

Stony Point, N.C.

2004	Opponent	C-A	Yds	TD	Int
	Navy	0-1	0	0	0
	Connecticut	0-0	0	0	0
	Virginia Tech	3-10	73	1	1
	Maryland	0-2	0	0	0
	The Citadel	1-1	16	0	0
	Georgia Tech	2-3	19	0	0
	Virginia	- DNP -			
	Wake Forest	- DNP -			
	Florida State	- DNP -			
	Clemson	- DNP -			
	North Carolina	- DNP -			

2005

Opponent	C-A	Yds	TD	Int
East Carolina	0-2	0	0	0
Virginia Tech	1-3	8	0	1
VMI	- DNP -			
Virginia	0-0	0	0	0
Navy	0-0	0	0	0
Miami	0-0	0	0	0
Georgia Tech	0-0	0	0	0
Florida State	0-1	0	0	1
Wake Forest	0-0	0	0	0
Clemson	0-0	0	0	0
North Carolina	0-0	0	0	0

Year	G/GS	Cmp	Att	Pct.	Yards	TD	Int
2004	6/0	6	17	.353	108	1	1
2005	10/0	1	6	.167	8	0	2
Total	16/0	7	23	.304	116	1	3

- Born October 6, 1983
- Jersey #12
- Lettered two seasons (2004-05)
- Member of the football program at Nebraska in 2002
- Redshirted in 2002
- Transferred to Duke and sat out the 2003 season per NCAA regulations
- Played in six games in 2004 before suffering season-ending leg injury against Georgia Tech on October 16
- Most extensive QB action came at Virginia Tech on September 18, 2004; completed 3-of-10 (.300) passes for 73 yards with one TD and one INT
- Also saw action at fullback, tight end and wide receiver; earned starts against Connecticut (FB) on September 11 and Georgia Tech (WR) on October 16
- Entered the 2005 season as the No. 2 QB, but threw just six passes the entire season
- Played primarily on special teams over the final eight games of the year
- Career rushing: 27-89 (3.30 avg.)
- Career receiving: 3-22 (7.33 avg.)
- Big 12 Commissioner's Honor Roll, 2002
- ACC Academic Honor Roll, 2005

Mike Dunn

Hampton, Va.

1975	Opponent	C-A	Yds	TD	Int
	Southern California	1-6	44	0	1
	South Carolina	2-5	18	0	1
	Virginia	0-2	0	0	1
	Pittsburgh	- DNP -			
	Army ¹	4-9	47	0	1
	Clemson	6-10	114	0	0
	Florida	3-9	48	0	1
	Georgia Tech	4-5	38	0	0
	Wake Forest ²	6-9	111	0	2
	N.C. State ³	3-7	39	0	0
	North Carolina ⁴	2-5	67	0	0

1976

Opponent	C-A	Yds	TD	Int
Tennessee ⁵	4-9	46	0	1
South Carolina ⁶	12-20	87	0	1
Virginia ⁷	7-11	107	0	0
Pittsburgh ⁸	14-21	197	1	2
Miami ⁹	7-13	83	0	0
Clemson ¹⁰	11-21	114	0	0
Maryland ¹¹	9-22	127	0	3
Georgia Tech ¹²	7-13	57	0	1
Wake Forest ¹³	7-15	91	1	2
N.C. State ¹⁴	5-11	60	0	0
North Carolina ¹⁵	7-13	109	0	1

1977

Opponent	C-A	Yds	TD	Int
East Carolina ¹⁶	14-22	190	1	1
Michigan ¹⁷	12-16	118	0	2
Virginia ¹⁸	5-10	44	1	0
Navy ¹⁹	7-13	70	0	1
South Carolina ²⁰	3-10	74	0	0
Clemson ²¹	4-14	60	0	2
Maryland ²²	13-22	124	1	0
Georgia Tech ²³	17-31	171	1	0
Wake Forest ²⁴	6-10	78	1	0
N.C. State ²⁵	15-25	239	2	0
North Carolina ²⁶	6-18	71	0	3

1978

Opponent	C-A	Yds	TD	Int
Georgia Tech	- DNP -			
South Carolina ²⁷	2-8	45	0	1
Michigan ²⁸	3-7	24	0	1
Virginia ²⁹	9-17	128	0	1
Navy ³⁰	5-11	23	1	1
Clemson ³¹	5-13	33	0	2
Maryland	- DNP -			
Tennessee ³²	4-10	33	0	0
Wake Forest ³³	8-20	77	0	0
N.C. State ³⁴	21-39	236	1	0
North Carolina ³⁵	8-19	69	0	2

Year	G/GS	Cmp	Att	Pct.	Yards	TD	Int
1975	10/4	31	67	.463	526	0	7
1976	11/11	90	169	.533	1,078	2	11
1977	11/11	102	191	.534	1,239	7	9
1978	9/9	65	144	.451	668	2	8
Total	41/35	288	571	.504	3,511	11	35

- Born January 11, 1957
- Jersey #8
- Lettered four seasons (1975-76-77-78)
- ACC Rookie of the Week after completing 6-of-10 (.600) passes for 114 yards while rushing 15 times for 79 yards and one TD against Clemson on October 18, 1975, in a 25-21 home win
- ACC Offensive Back of the Week after setting Duke single-game standard for rushing yards by a QB (168) against Georgia Tech on October 30, 1976, in a 31-7 home win
- ACC Offensive Back of the Week after setting Duke single-game record for rushing TDs by a QB (4) against North Carolina on November 20, 1976, in a road 39-38 loss; added a two-point conversion on the ground for 26 total points to match the second-highest single-game total in school history
- Led QBs nationally in scoring (80 points) in 1976; the 80 points rank as the fifth-highest single-season total in Duke history
- Led the ACC in total offense in 1976 (166.8 ypg)
- In 1976, set then Duke single-season marks for rushing yards by a QB (757), 100-yard rushing games by a QB (4) and rushing touchdowns by a QB (12)
- Led Duke to a 15-point second half comeback win over Georgia Tech on October 29, 1977; completed 17-of-31 (.548) passes for 171 yards with one TD; threw game-winning 7-yard TD pass to Tom Hall with 13 seconds remaining in the fourth period and Scott Wolcott's ensuing PAT gave Duke a 25-24 win after trailing 24-9 after three quarters
- ACC Offensive Back of the Week after completing 5-of-11 (.455) passes for 60 yards against N.C. State on November 13, 1976, in a 28-14 road win
- Started 25 consecutive games from week nine of the 1975 season (November 8 at Wake Forest) through the end of the 1977 campaign; Did not play in the 1978 season-opener (September 9 vs. Georgia Tech) due to injury but returned in week two (September 23 vs. South Carolina) and started five straight games before suffering multiple injuries (thumb & knee) against Clemson on October 21; missed the

Maryland contest on October 28 but returned to start the final four weeks of the season

- At the time of graduation, held Duke career records for rushing yards by a QB (1,939), 100-yard rushing games by a QB (6) and rushing TDs by a QB (22)
- On Duke's career charts, ranks fourth in rushing TDs (22), fifth in rushing attempts (565), eighth in total offensive plays (1,135), tied for sixth in 100-yard rushing games (6), eighth in rushing yards (1,939) and ninth in total offensive yards (5,530)
- Scored 148 career points on 22 TDs and eight PATs
- Career rushing: 565-1,939 (3.43 avg.; 22 TDs)
- Career receiving: 1-(-12) (-12.00 avg.)
- 2nd team Freshman All-America, 1975 (Football News)
- HM All-America, 1977 (Associated Press)
- Duke MVP, 1977
- Duke captain, 1978
- Represented Duke in the Blue-Gray Football Classic on December 25, 1979, in Montgomery, Ala.
- Signed free agent contract with the NFL's Cincinnati Bengals following senior season

Sam Eberdt

Arlington, Va.

1953	Opponent	C-A	Yds	TD	Int
	South Carolina	0-0	0	0	0
	Wake Forest	0-0	0	0	0
	Tennessee	- DNP -			
	Purdue	- DNP -			
	Army	- DNP -			
	N.C. State	- DNP -			
	Virginia	- DNP -			
	Navy	- DNP -			
	Georgia Tech	- DNP -			
	North Carolina	- DNP -			

Year	G/GS	Cmp	Att	Pct.	Yards	TD	Int
1951	-	0	6	.000	0	0	1
1952	-	0	0	.000	0	0	0
1953	2/0	0	0	.000	0	0	0
1954	10/0	0	0	.000	0	0	0
Total	10/0	0	6	.000	0	0	1

- Born August 27, 1932
- Jersey #46
- Lettered two seasons (1953-54)
- Member of the team in 1951-52, but did not letter
- In 1951, was 0-for-6 (.000) passing with one INT
- In 1953, served as No. 2 fullback and No. 3 quarterback
- Suffered knee injury in week two vs. Wake Forest (September 26, 1953) and missed the remainder of the season
- Played exclusively at fullback in 1954, rushing 25 times for 148 yards and three TDs while catching two passes for 16 yards
- Career rushing: 28-163 (5.82 avg.)
- Career receiving: 2-16 (8.00 avg.)
- Career kickoff return: 2-31 (15.50 avg.)
- Career defense: 3 INTs
- Career kicking: 3-5 PATs; 0-1 FGs

Tom Edens

Sumter, S.C.

1966	Opponent	C-A	Yds	TD	Int
	West Virginia	- DNP -			
	Pittsburgh	- DNP -			
	Virginia	- DNP -			
	Maryland	2-7	20	0	2
	Clemson	- DNP -			
	N.C. State	- DNP -			
	Georgia Tech ¹	2-13	27	0	1
	Navy	- DNP -			
	Notre Dame	- DNP -			
	North Carolina	- DNP -			

Year	G/GS	Cmp	Att	Pct.	Yards	TD	Int
1966	2/1	4	20	.200	47	0	3
Total	2/1	4	20	.200	47	0	3

- Born October 13, 1947
- Jersey #14
- Lettered two seasons (1967-68)
- Played for the freshman team in 1965; completed 41-of-93 (.441)

passes for 513 yards

- Lone career start came on October 29, 1966, against No. 6 Georgia Tech; completed 2-of-13 (.154) passes for 27 yards with one INT in a 48-7 home loss
- Moved to the defensive backfield for final two seasons (1967-68)
- Career rushing: 4-(-8) (-2.0 avg.)
- Career punt return: 1-5 (5.0 avg.)
- Career defense: 2 INTs

Spence Fischer

Atlanta, Ga.

1992

Opponent	C-A	Yds	TD	Int
Florida State	11-20	179	2	1
Vanderbilt	- DNP -			
Rice	13-25	188	0	0
Virginia	8-10	123	1	1
East Carolina ¹	20-29	222	3	2
Clemson ²	12-23	124	0	1
Maryland ³	10-21	175	0	0
Georgia Tech ⁴	19-31	228	1	1
Wake Forest ⁵	5-14	92	0	2
N.C. State ⁶	15-24	174	1	2
North Carolina	- DNP -			

1993

Opponent	C-A	Yds	TD	Int
Florida State	10-24	89	0	2
Rutgers ⁷	28-45	333	2	1
Army ⁸	29-36	357	3	1
Virginia ⁹	13-28	115	0	3
Tennessee ¹⁰	13-32	156	0	2
Clemson ¹¹	21-41	243	0	3
Maryland	10-23	138	0	1
Wake Forest ¹²	24-39	275	2	0
Georgia Tech ¹³	18-33	242	0	0
N.C. State ¹⁴	21-35	229	2	0
North Carolina ¹⁵	26-52	384	3	1

1994

Opponent	C-A	Yds	TD	Int
Maryland ¹⁶	15-24	197	2	0
East Carolina ¹⁷	16-29	170	1	3
Army ¹⁸	15-24	150	0	0
Georgia Tech ¹⁹	14-23	113	0	0
Navy ²⁰	23-27	286	2	0
Clemson ²¹	25-39	240	1	0
Wake Forest ²²	9-18	131	2	1
Florida State ²³	14-31	138	2	2
Virginia ²⁴	19-36	236	1	1
N.C. State ²⁵	21-38	229	1	0
North Carolina ²⁶	33-57	395	4	1

1995

Opponent	C-A	Yds	TD	Int
Florida State ²⁷	20-39	227	2	1
Rutgers ²⁸	19-33	214	1	1
Army ²⁹	32-50	362	2	1
Maryland ³⁰	18-36	174	0	0
Navy ³¹	24-41	241	0	1
Georgia Tech ³²	21-32	186	0	0
Virginia ³³	35-56	360	3	3
N.C. State ³⁴	31-46	347	1	3
Wake Forest ³⁵	18-29	211	1	0
Clemson ³⁶	21-42	226	1	3
North Carolina ³⁷	17-34	120	1	1

Year	G/GS	Cmp	Att	Pct.	Yards	TD	Int
1992	9/6	113	197	.574	1,505	8	10
1993	11/9	213	388	.549	2,561	12	14
1994	11/11	204	346	.590	2,285	16	8
1995	11/11	256	438	.584	2,668	12	14
Total	42/37	786	1,369	.574	9,019	48	46

- Born November 30, 1972
- Jersey #12
- Lettered four seasons (1992-93-94-95)
- Redshirted in 1991
- In first career start, ACC Rookie of the Week after completing 20-of-29 (.690) passes for 222 yards with three TDs and two INTs against East Carolina on October 10, 1992, in a 45-14 home win

- First career pass attempt covered 60 yards to WR Jon Jensen at No. 4 Florida State on September 5, 1992
- ACC Offensive Back of the Week after completing 24-of-39 (.615) passes for 275 yards and two TDs against Wake Forest on October 23, 1993, in a 21-13 road win
- On November 26, 1993, against No. 13 North Carolina, threw an 80-yard TD pass to WR Jon Jensen; pass completion ranks tied for seventh-longest in Duke history
- In Duke's 34-20 loss to Wisconsin in the Hall of Fame Bowl on January 2, 1995, completed 28-of-46 (.609) passes for 314 yards with four INTs while rushing six times for 15 yards
- Finished career ranking second in ACC history and 24th in NCAA history in passing yardage
- Had two impressive streaks of pass attempts without an interception (156 in 1993; 141 in 1994)
- Became Duke's career leader in total offensive yards in final collegiate game on November 18, 1995, against North Carolina, breaking Ben Bennett's mark of 9,061 yards; held the record (9,108) until Thaddeus Lewis broke the standard on November 14, 2009, versus Georgia Tech
- Career rushing: 237-89 (0.38 avg.; 7 TDs)
- Career receiving: 1-23 (23.00 avg.)
- Career punting: 9-417 (46.33 avg.)
- Played two seasons (1992-93) on the Duke baseball team as a right-handed pitcher
- Appeared in four career games on the mound, allowing seven hits and one earned run with four walks and zero strikeouts in 4.1 innings
- Duke captain, 1995
- Academic All-ACC, 1994
- Sixth round selection (203rd overall pick) of the Pittsburgh Steelers in the 1996 NFL Draft
- Played in the World League of American Football in 1997

Gil Garner

Augusta, Ga.

1960

Opponent	C-A	Yds	TD	Int
South Carolina	- DNP -			
Maryland	- DNP -			
Michigan	- DNP -			
N.C. State	- DNP -			
Clemson	0-0	0	0	0
Georgia Tech	- DNP -			
Navy	- DNP -			
Wake Forest	2-3	25	1	0
North Carolina	0-0	0	0	0
UCLA	0-0	0	0	0

1961

Opponent	C-A	Yds	TD	Int
South Carolina	4-5	27	0	0
Virginia	6-6	134	2	0
Wake Forest	6-7	38	1	0
Georgia Tech	4-9	13	0	2
Clemson	7-11	92	0	1
N.C. State	7-9	59	0	0
Michigan	8-13	70	0	0
Navy	2-5	20	0	0
North Carolina	6-12	35	0	1
Notre Dame	6-9	88	2	0

1962

Opponent	C-A	Yds	TD	Int
Southern California	8-13	107	1	1
South Carolina	6-7	42	0	0
Florida	12-16	114	1	1
California	3-5	22	0	0
Clemson	1-3	12	0	0
N.C. State	0-1	0	0	0
Georgia Tech	3-4	7	0	0
Maryland	0-2	0	0	0
Wake Forest	4-7	63	0	0
North Carolina	5-7	46	0	0

Year	G/GS	Cmp	Att	Pct.	Yards	TD	Int
1960	4/0	2	3	.667	25	1	0
1961	10/0	56	86	.652	576	5	4
1962	10/0	42	65	.646	413	2	2
Total	24/0	100	154	.649	1,014	8	6

- Born March 23, 1941
- Jersey #11
- Lettered three seasons (1960-61-62)
- Quarterbacked the freshman team to undefeated season in 1959
- No. 2 QB behind Walt Rappold in 1961 & 1962
- Led the ACC in pass completion percentage (.652) in 1961
- On October 6, 1962, came off the bench to complete 12-of-16 (.750) passes for 114 yards with one TD and one INT as Duke erased a 21-0 halftime deficit to defeat Florida, 28-21; engineered game-winning drive that resulted in a one-yard TD run by FB Mike Curtis with 11:19 remaining in the fourth quarter
- Career rushing: 67-42 (0.63 avg.; 2 TDs)
- Career punt return: 5-28 (5.60 avg.)
- Career defense: 3 INTs

Scotty Glacken

Bethesda, Md.

1963

Opponent	C-A	Yds	TD	Int
South Carolina	3-9	39	1	0
Virginia	5-10	79	1	0
Maryland ¹	6-14	106	1	0
California ²	17-32	196	1	2
Clemson ³	8-12	134	4	0
N.C. State ⁴	14-33	123	1	2
Georgia Tech ⁵	12-26	140	0	2
Wake Forest ⁶	11-20	115	1	0
Navy ⁷	9-16	116	1	1
North Carolina ⁸	16-28	217	1	1

1964

Opponent	C-A	Yds	TD	Int
South Carolina ⁹	10-18	95	0	0
Virginia ¹⁰	6-11	99	2	0
Maryland ¹¹	7-10	74	1	0
N.C. State ¹²	2-7	23	0	1
Army ¹³	6-15	93	0	0
Georgia Tech ¹⁴	24-38	263	1	3
Wake Forest ¹⁵	10-20	102	0	2
Navy ¹⁶	7-17	90	1	2
North Carolina ¹⁷	17-30	238	2	1
Tulane ¹⁸	15-26	101	0	0

1965

Opponent	C-A	Yds	TD	Int
Virginia ¹⁹	10-13	96	0	0
South Carolina ²⁰	2-9	28	0	1
Rice ²¹	9-13	254	4	0
Pittsburgh ²²	16-24	165	1	2
Clemson ²³	10-20	145	0	1
Illinois ²⁴	4-11	55	0	2
Georgia Tech	- DNP -			
N.C. State	- DNP -			
Wake Forest	- DNP -			
North Carolina	0-1	0	0	0

Year	G/GS	Cmp	Att	Pct.	Yards	TD	Int
1963	10/8	101	201	.502	1,265	12	8
1964	10/10	104	192	.541	1,178	7	9
1965	7/6	50	88	.575	743	5	6
Total	27/24	255	481	.531	3,186	24	23

- Born July 28, 1944; died December 27, 2006
- Jersey #17
- Lettered three seasons (1963-64-65)
- Began the 1963 season as the No. 3 QB behind Dave Uible and Jerry Stoltz; pressed into action in week two against Virginia on September 28 when both were lost to injury; completed 5-of-10 (.500) passes for 79 yards and one TD, rushed for one TD and two PATs in a 30-8 road win
- First career start came on October 5, 1963, against Maryland; completed 6-of-14 (.429) passes for 106 yards with one TD in a 30-12 win in Richmond, Va.; with nine minutes remaining in the game, tossed a 60-yard TD pass to Stan Crisson for a 17-12 Duke lead
- In a 35-30 win over Clemson on October 19, 1963, became the first player in ACC history to throw four TD passes in a game
- Set ACC single-game record for passing yards (217) against North Carolina on November 28, 1963, in a 16-14 home loss
- Led the ACC in passing yards (1,265) and TD passes (12) in 1963
- Ranked third nationally in TD passes in 1963
- Matched ACC single-season record for TD passes in 1963 set by Wake Forest's Norm Sneed in 1959
- Against No. 8 Georgia Tech on October 31, 1964, completed an ACC

single-game record 24 passes in a 21-8 home loss

- Led the ACC in passing yards (1,178) in 1964
- Broke Billy Cox's school career passing record (2,455) on September 18, 1965, versus Virginia; held the record (3,179) until Leo Hart surpassed the mark on October 25, 1969, versus N.C. State
- In Duke's 41-21 win over Rice on October 2, 1965, matched own school record with four TD passes; completed 9-of-13 (.692) passes for 254 yards with scoring tosses covering 15, 19, 60 & 62 yards
- On October 23, 1965, at Illinois, suffered knee injury and missed the next three games; returned for the season finale on November 20 against North Carolina and threw an incomplete pass on his lone attempt
- 2nd team All-ACC, 1963
- 2nd team All-ACC, 1964
- Career rushing: 144-130 (0.90 avg.; 5 TDs)
- Lettered two seasons (1964-65) as a catcher on the Duke baseball team, playing in 44 career games and batting .217 (33-of-152) with 12 runs scored, four doubles, one triple, three home runs and 13 RBI
- Selected in the seventh round of the 1966 AFL Draft by the Denver Broncos and completed 6-of-15 (.400) passes for 84 yards and one TD in 10 games over two seasons (1966-67)
- Served as the head football coach at Georgetown University from 1969-92, compiling a 98-94-2 (.510) career record in 23 seasons
- Enshrined in the Georgetown University Athletic Hall of Fame

Career AFL Passing Statistics

> Denver Broncos (1966-67)

Year	G/GS	Cmp	Att	Pct.	Yards	TD	Int
1966	8/1	6	11	.545	84	1	0
1967	2/0	0	4	.000	0	0	0
Total	10/1	6	15	.400	84	1	0

David Green

Charlotte, N.C.

1994

Opponent	C-A	Yds	TD	Int
Maryland	- DNP -			
East Carolina	- DNP -			
Army	1-1	7	1	0
Georgia Tech	- DNP -			
Navy	0-0	0	0	0
Clemson	- DNP -			
Wake Forest	0-0	0	0	0
Florida State	- DNP -			
Virginia	- DNP -			
N.C. State	- DNP -			
North Carolina	- DNP -			

1995

Opponent	C-A	Yds	TD	Int
Florida State	2-5	15	0	0
Rutgers	- DNP -			
Army	- DNP -			
Maryland	- DNP -			
Navy	2-2	12	0	0
Georgia Tech	- DNP -			
Virginia	- DNP -			
N.C. State	- DNP -			
Wake Forest	0-1	0	0	0
Clemson	- DNP -			
North Carolina	- DNP -			

1996

Opponent	C-A	Yds	TD	Int
Florida State ¹	6-12	40	0	0
Northwestern	- DNP -			
Army ²	11-20	102	0	0
Georgia Tech	- DNP -			
Navy ³	7-11	76	0	1
Clemson	- DNP -			
Maryland ⁴	9-21	103	0	1
Virginia	0-0	0	0	0
N.C. State ⁵	14-32	138	1	1
Wake Forest ⁶	25-37	272	2	0
North Carolina ⁷	18-33	233	1	0

1997

Opponent	C-A	Yds	TD	Int
N.C. State	- DNP -			
Northwestern	4-9	42	1	0
Army	- DNP -			
Navy	- DNP -			
Maryland	- DNP -			
Florida State	- DNP -			
Virginia	2-4	6	0	0
Wake Forest	- DNP -			
Clemson	- DNP -			
Georgia Tech	21-27	335	4	1
North Carolina ⁸	12-33	142	1	4

Year	G/GS	Cmp	Att	Pct.	Yards	TD	Int
1994	3/0	1	1	1.000	7	1	0
1995	3/0	4	8	.500	27	0	0
1996	8/7	90	166	.542	954	4	3
1997	4/1	39	73	.534	525	6	5
Total	18/8	134	248	.540	1,523	11	8

- Born February 10, 1975
- Jersey #11
- Lettered two seasons (1996-97)
- First career start came on September 7, 1996, against No. 3 Florida State; completed 6-of-12 (.500) passes for 40 yards before suffering an ankle injury and leaving the 44-7 road loss
- Missed week two against Northwestern before returning to the starting lineup in week three versus Army
- Nursing the injured ankle, did not play against Georgia Tech (September 26), but returned to start against Navy (October 5) but suffered a concussion and missed the Clemson contest (October 12)
- Entered the 1997 season as the No. 1 QB, but suffered a torn MCL in the final preseason scrimmage on August 23
- After sitting out the season-opener against N.C. State on September 6, 1997, played in a reserve role in week two versus Northwestern on September 13, but re-injured knee and missed the next four games
- Against Georgia Tech on November 15, 1997, came off the bench to post one of the most prolific passing quarters in Duke history; versus the Yellow Jackets in the fourth quarter of a 41-38 home loss, completed 14-of-17 (.824) passes for 256 yards and four TDs; finished the game with 9:19 remaining in the third period and Duke trailing, 35-11
- Returned to the starting lineup for the season finale on November 22 against No. 8 North Carolina; completed 12-of-33 (.364) passes for 142 yards with one TD and four INTs in a 50-14 road loss
- Career rushing: 67-45 (0.67 avg.; 1 TD)

George Harris

Kings Mountain, N.C.

1997

Opponent	C-A	Yds	TD	Int
South Carolina	- DNP -			
Virginia	- DNP -			
Maryland	- DNP -			
Rice	- DNP -			
Wake Forest	0-1	0	0	0
N.C. State	- DNP -			
Georgia Tech	- DNP -			
Navy	- DNP -			
Clemson	- DNP -			
North Carolina	- DNP -			

1958

Opponent	C-A	Yds	TD	Int
South Carolina	0-0	0	0	0
Virginia	0-0	0	0	0
Illinois	- DNP -			
Baylor	- DNP -			
Notre Dame	- DNP -			
N.C. State	- DNP -			
Georgia Tech	- DNP -			
Louisiana State	1-3	16	0	0
Wake Forest	0-0	0	0	0
North Carolina	- DNP -			

1959

Opponent	C-A	Yds	TD	Int
South Carolina ¹	1-3	14	0	0
Ohio State ²	2-5	14	0	1
Rice ³	1-2	12	0	0
Pittsburgh ⁴	2-5	16	0	0
Army	4-13	28	0	1
N.C. State	1-4	8	0	0
Georgia Tech ⁵	2-4	35	0	0
Clemson	0-2	0	0	1
Wake Forest ⁶	3-6	112	2	1
North Carolina ⁷	11-21	142	0	1

Year	G/GS	Cmp	Att	Pct.	Yards	TD	Int
1957	1/0	0	1	.000	0	0	0
1958	4/0	1	3	.333	16	0	0
1959	10/7	27	65	.415	381	2	5
Total	15/7	28	69	.406	397	2	5

- Born September 5, 1938
- Jersey #18
- Lettered three seasons (1957-58-59)
- In Duke's 48-21 loss to Oklahoma in the Orange Bowl on January 1, 1958, threw an INT on his only passing attempt and rushed three times for nine yards
- First career start came in the season-opener on September 19, 1959, at South Carolina; completed 1-of-3 (.333) passes for 14 yards in a 12-7 road loss
- On October 31, 1959, against No. 9 Georgia Tech, completed 2-of-4 (.500) passes for 35 yards in a 10-7 upset road win; directed game-winning drive that resulted in a 28-yard field goal by Art Browning with 7:34 left in the fourth quarter
- In Duke's 27-15 win over Wake Forest on November 14, 1959, completed 3-of-6 (.500) passes for 112 yards with two TDs; scoring tosses covered 50 (to Floyd Bell) and 55 (to Jack Wilson) yards
- Career rushing: 63-27 (0.43 avg.)
- Career kickoff return: 3-41 (13.67 avg.)
- Career punt return: 4-14 (3.50 avg.)
- Career punting: 9-231 (25.67 avg.)
- Career defense: 1 INT

Quentin Harris

Wilson, Conn.

2016

Opponent	C-A	Yds	TD	Int
N.C. Central	0-3	0	0	0
Wake Forest	- DNP -			
Northwestern	- DNP -			
Notre Dame	- DNP -			
Virginia	- DNP -			
Army West Point	- DNP -			
Louisville	- DNP -			
Georgia Tech	- DNP -			
Virginia Tech	- DNP -			
North Carolina	- DNP -			
Pittsburgh	- DNP -			
Miami	- DNP -			

2017

Opponent	C-A	Yds	TD	Int
N.C. Central	6-7	62	1	0
Northwestern	0-0	0	0	0
Baylor	0-0	0	0	0
North Carolina	0-0	0	0	0
Miami	0-1	0	0	0
Virginia	0-0	0	0	0
Florida State	0-1	0	0	0
Pittsburgh	1-1	11	0	0
Virginia Tech	- DNP -			
Army West Point	- DNP -			
Georgia Tech	0-0	0	0	0
Wake Forest	- DNP -			
Northern Illinois	0-0	0	0	0

2018

Opponent	C-A	Yds	TD	Int
N.C. Central	0-0	0	0	0
Northwestern	2-2	12	0	0
Baylor ¹	12-30	174	3	0
N.C. Central ²	15-27	202	3	0
Virginia Tech	2-4	30	0	0
Georgia Tech	- DNP -			
Virginia	0-0	0	0	0
Pittsburgh	0-0	0	0	0
Miami	1-1	2	1	0
North Carolina	0-0	0	0	0
Clemson	0-1	0	0	0
Wake Forest	0-0	0	0	0
Temple	2-3	17	0	1

2019

Opponent	C-A	Yds	TD	Int
Alabama ³	12-22	97	0	2
North Carolina A&T ⁴	30-42	345	4	0
Middle Tennessee ⁵	24-27	237	4	0
Virginia Tech ⁶	20-27	163	2	0
Pittsburgh ⁷	18-43	165	1	2
Georgia Tech ⁸	11-20	176	0	0
Virginia ⁹	13-26	88	1	2
North Carolina ¹⁰	22-39	229	1	1
Notre Dame ¹¹	16-28	102	1	1
Syracuse ¹²	19-36	157	0	2
Wake Forest ¹³	14-23	163	1	1
Miami ¹⁴	10-24	156	1	0

Year	G/GS	Cmp	Att	Pct.	Yards	TD	Int
2016	1/0	0	3	.000	0	0	0
2017	10/0	7	10	.700	73	1	0
2018	12/2	34	68	.500	437	7	1
2019	12/12	209	357	.585	2,078	16	11
Total	35/14	250	438	.571	2,588	24	12

- Born December 23, 1996
- Jersey #18
- Lettered four seasons (2016-17-18-19)
- Redshirted in 2015
- No. 3 QB behind Daniel Jones & Parker Boehme in 2016
- Collegiate debut came on September 3, 2016, against N.C. Central; threw three incomplete passes in a 49-6 home win
- No. 2 QB behind Daniel Jones in 2017
- No. 2 QB behind Daniel Jones in 2018
- First career start came on September 15, 2018, at Baylor; completed 12-of-30 (.400) passes for 174 yards with 3 TDs in a 40-27 road win; scoring tosses covered 28 (to T.J. Rahming), 66 (to Johnathan Lloyd) & 7 (to Rahming) yards
- In Duke's 20-12 win at Miami on November 3, 2018, tossed go-ahead 2-yard TD pass to TE Daniel Helm with 00:18 remaining in the 3rd quarter as the Blue Devils defeated the Hurricanes on the road for the first time since 1976
- No. 1 QB in 2019
- Davey O'Brien Award "Great 8" Performer of the Week after completing 24-of-27 (.889) passes for 237 yards with four TDs while rushing 11 times for 107 yards in a 41-18 road win over Middle Tennessee; the .889 pass completion percentage marked the second-highest single-game mark in Duke history
- Matched school record for most TD passes in two consecutive games with eight (4 vs. North Carolina A&T on September 7 & 4 vs. Middle Tennessee on September 14); record was previously set by Dave Brown in 1989 (4 vs. Wake Forest on November 4 & 4 vs. N.C. State on November 11)
- In 2019, ranked among the ACC leaders in total offensive yards per game (6th; 215.67), total points responsible for (6th; 138), total points responsible for per game (6th; 11.50), pass completions per game (17.42), passing yards (9th; 2,078), passing yards per game (9th; 173.17), pass efficiency rating (9th; 116.1), TD passes (9th; 16), rushing TDs (9th; 7), pass completion percentage (10th; .585), yards per passing attempt (10th; 5.82), rushing yards per game (21st; 42.50) and rushing yards (23rd; 510)
- Completed career holding Blue Devil all-time record for TD-to-INT ratio (2.00:1)
- Academic All-ACC, 2018
- Counselor, Manning Passing Academy, 2019
- Team captain, 2019
- Academic All-ACC, 2019
- Career rushing: 238-785 (3.30 avg.; 14 TDs)
- Career receiving: 1-24 (24.00 avg.)

Leo Hart

Kinston, N.C.

1968

Opponent	C-A	Yds	TD	Int
South Carolina ¹	16-25	214	1	0
Michigan ²	11-29	183	1	1
Maryland ³	10-25	125	0	1
Virginia ⁴	20-38	294	1	1
Clemson ⁵	19-34	316	2	2
Army ⁶	11-24	161	2	1
Georgia Tech ⁷	15-27	237	1	0
N.C. State ⁸	18-37	189	1	3
Wake Forest ⁹	20-28	282	2	0
North Carolina ¹⁰	22-34	237	0	2

1969

Opponent	C-A	Yds	TD	Int
South Carolina ¹¹	20-34	194	2	0
Virginia ¹²	11-26	90	0	1
Pittsburgh ¹³	10-24	125	1	1
Wake Forest ¹⁴	21-28	262	1	2
Maryland ¹⁵	9-27	123	0	0
N.C. State ¹⁶	16-29	154	0	0
Georgia Tech ¹⁷	20-31	275	0	4
Clemson ¹⁸	17-27	212	0	0
Virginia Tech ¹⁹	8-18	110	0	1
North Carolina ²⁰	13-24	97	1	0

1970

Opponent	C-A	Yds	TD	Int
Florida ²¹	21-36	228	1	0
Maryland ²²	24-38	254	1	2
Virginia ²³	16-28	231	0	1
Ohio State ²⁴	11-23	92	0	2
West Virginia ²⁵	7-10	82	0	0
N.C. State ²⁶	5-11	42	0	0
Clemson ²⁷	26-36	287	1	2
Georgia Tech ²⁸	17-30	242	0	2
Wake Forest ²⁹	17-27	216	0	1
South Carolina ³⁰	22-31	302	2	0
North Carolina ³¹	13-38	260	2	2

Year	G/GS	Cmp	Att	Pct.	Yards	TD	Int
1968	10/10	162	301	.538	2,238	11	11
1969	10/10	145	268	.541	1,642	5	9
1970	11/11	179	308	.581	2,236	7	12
Total	31/31	486	877	.554	6,116	23	32

- Born March 3, 1949
- Jersey #10
- Lettered three seasons (1968-69-70)
- Played on the freshman team in 1967, completing 32-of-64 (.500) passes for 380 yards
- Entered the 1968 season as a reserve, but pressed into action in season-opener for first career start at South Carolina on September 21 when projected starter Dave Trice suffered a knee injury in final preseason scrimmage; ACC Offensive Player of the Week after completing 16-of-25 (.640) passes for 214 yards and one TD in a 14-7 road win
- Set then school record for longest pass completion with 81-yard throw to Wes Chesson against Wake Forest on November 16, 1968; record stood until Ben Bennett's 88-yard pass to Chris Castor against Tennessee on September 4, 1982
- Ranked sixth nationally in total offense and 10th in passing yards in 1968
- ACC Offensive Back of the Week after completing 21-of-28 (.750) passes for 262 yards with one TD and two INTs against Wake Forest on October 11, 1969, in a 27-20 road win
- ACC Offensive Back of the Week after completing 17-of-27 (.630) passes for 212 yards against Clemson on November 8, 1969, in a 34-27 home win
- Participated in the most famous Duke football snap from scrimmage – the "Shoestring Play" – on November 22, 1969, in a 17-13 home win over North Carolina; with the score tied 7-7 late in the third period, knelt down to tie his shoe following a rushing attempt rather than returning to the huddle, distracting the Tar Heel defense enough for WR Wes Chesson to take a direct snap and sprint 53 yards for a TD
- ACC Offensive Back of the Week after completing 26-of-36 (.722) passes for 287 yards with one TD and two INTs against Clemson on October 24, 1970, in a 21-10 road win

- ACC Offensive Back of the Week after completing 17-of-27 (.630) passes for 216 yards with one INT against Wake Forest on November 7, 1970, in a 28-14 home loss
- Started all 31 games of his Duke career
- Led the ACC in passing in 1968 (2,238 yards), 1969 (1,642 yards) and 1970 (16.4 completions per game)
- Led the ACC in total offense in 1968 (2,340 yards), 1969 (1,612 yards) and 1970 (210.5 ypg)
- Only player in ACC history to lead the league in both total offense and passing in three consecutive seasons
- Broke Scotty Glacken's school career passing record (3,179) on October 25, 1969, against N.C. State and held the record (6,116) until Ben Bennett broke the mark on November 13, 1982, versus N.C. State
- Finished career as just the fourth player in NCAA history to pass for 6,000 yards, joining Steve Ramsey (North Texas State), Chuck Hixson (LSU) and Jim Plunkett (Stanford)
- Closed career ranking fifth in NCAA history in total offense behind Plunkett, Ramsey, Hixson and Virgil Carter (BYU)
- Graduated as the ACC's all-time leader in pass completions, pass attempts, passing yards and total offense
- First three-time first team All-ACC selection in league history
- 1st team All-ACC, 1968
- HM All-America, 1968 (Associated Press)
- 1st team All-ACC, 1969
- HM All-America, 1969 (Associated Press)
- Duke MVP, 1969
- 1st team All-ACC, 1970
- HM All-America, 1970 (Associated Press)
- Duke MVP, 1970
- Duke captain, 1970
- Career rushing: 314-151 (0.48 avg.; 13 TDs)
- Lettered three seasons (1968-69-70) as a right-handed pitcher on the Duke baseball team; appeared in 29 career games, compiling a 6-10 record and 2.48 ERA; allowed 97 hits and 32 earned runs in 116.1 innings with 90 strikeouts and 49 walks
- Participated in both the East-West Shrine Game and Senior Bowl
- Selected in the third round (59th overall pick) of the 1971 NFL Draft by the Atlanta Falcons
- Played professionally with the Atlanta Falcons (1971), Los Angeles Rams (1972), Buffalo Bills (1972-73) and New York Giants (1974)
- First professional action came as a reserve for the Falcons on October 24, 1971, in a 28-6 home victory over the New Orleans Saints; played five snaps and threw one incomplete pass
- After being traded from the Bills to the Giants prior to the 1974 campaign, suffered career-ending shoulder injury against the Houston Oilers in New York's first preseason game
- Served as an assistant football coach at Duke from November, 1974-June, 1977
- Inducted into the Duke Sports Hall of Fame in 1988
- Inducted into the North Carolina Sports Hall of Fame in 2008

Career NFL Passing Statistics

> Atlanta Falcons (1971)

> Buffalo Bills (1972)

Year	G/GS	Cmp	Att	Pct.	Yards	TD	Int
1971	1/0	0	1	.000	0	0	0
1972	2/1	6	15	.400	53	0	3
Total	3/1	6	16	.375	53	0	3

Gunnar Holmberg

Wake Forest, N.C.

Opponent	C-A	Yds	TD	Int
N.C. Central	- DNP -			
Northwestern	- DNP -			
Baylor ¹	- DNP -			
N.C. Central ²	- DNP -			
Virginia Tech	- DNP -			
Georgia Tech	- DNP -			
Virginia	- DNP -			
Pittsburgh	- DNP -			
Miami	- DNP -			
North Carolina	- DNP -			
Clemson	- DNP -			
Wake Forest	- DNP -			
Temple	0-0	0	0	0

2020

Opponent	C-A	Yds	TD	Int
Notre Dame	- DNP -			
Boston College	- DNP -			
Virginia	0-0	0	0	0
Virginia Tech	- DNP -			
Syracuse	1-1	12	0	0
N.C. State	- DNP -			
Charlotte	2-3	21	0	1
North Carolina	7-9	71	0	0
Georgia Tech	3-6	30	0	0
Miami	5-6	27	0	1
Florida State	- DNP -			

2021

Opponent	C-A	Yds	TD	Int
Charlotte ¹	20-29	228	1	0
N.C. A&T ²	20-27	270	0	0
Northwestern ³	31-44	314	1	1
Kansas ⁴	22-29	328	1	1
North Carolina ⁵	17-24	184	1	1
Georgia Tech ⁶	22-29	292	2	1
Virginia ⁷	20-34	134	0	2
Wake Forest ⁸	10-18	110	0	0
Pittsburgh ⁹	16-23	174	1	0
Virginia Tech	- DNP -			
Louisville ¹⁰	19-34	176	0	1
Miami ¹¹	20-33	148	0	1

Year	G/GS	Cmp	Att	Pct.	Yards	TD	Int
2018	1/0	0	0	.000	0	0	0
2019	0/0	0	0	.000	0	0	0
2020	6/0	18	25	.720	161	0	2
2021	11/11	217	324	.670	2,358	7	8
Total	18/11	235	349	.673	2,519	7	10

- Born February 15, 1999
- Jersey #12
- Lettered two seasons (2020-21)
- Collegiate debut came on December 26, 2018, against Temple; rushed once for 19 yards in the 56-27 Walk-On's Independence Bowl victory
- Suffered a season-ending knee injury in August and missed the entire 2019 season
- On October 31, 2020, scored first career TD on one-yard rush in 53-19 home win over Charlotte
- First career start came on September 3, 2021, against Charlotte; completed 20-of-29 (.690) passes for 228 yards with one TD in a 31-28 road loss
- On September 25, 2021, matched the Duke single-game record for rushing TDs (4) in a 52-33 home win over Kansas; against the Jayhawks, rushed 17 times for 88 yards with TD runs covering 4, 1, 3 and 13 yards
- In 2021, posted the second highest pass completion percentage mark (.670) in Duke history
- In 2021, ranked among the ACC leaders in pass completion percentage (2nd; .670), pass completions (t5th; 217), passing yards (8th; 2,358), passing yards per game (8th; 214.4), pass attempts (t8th; 324) and passing yards per attempt (10th; 7.3)
- In 2021 with RB Mataeo Durant, became the 30th tandem in Duke history with 5+ rushing TDs each in a single season
- Career rushing: 112-195 (1.74 avg.; 7 TD)
- Counselor, Manning Passing Academy, 2021
- Team captain, 2021
- Transferred to FIU for the 2022 season

Ken Hull

Swarthmore, Pa.

Opponent	C-A	Yds	TD	Int
Northwestern	- DNP -			
Tennessee	- DNP -			
The Citadel	1-1	2	0	0
Virginia	- DNP -			
Vanderbilt	- DNP -			
Clemson	4-10	42	0	2
Maryland	0-0	0	0	0
Georgia Tech	- DNP -			
Wake Forest	0-0	0	0	0
N.C. State	0-0	0	0	0
North Carolina	- DNP -			

Year	G/GS	Cmp	Att	Pct.	Yards	TD	Int
1988	5/0	5	11	.455	44	0	2
Total	5/0	5	11	.455	44	0	2

- Born November 6, 1968
- Jersey #11
- Lettered one season (1988)
- Career rushing: 3-9 (3.00 avg.)

Robert Jamieson

Greensboro, N.C.

Opponent	C-A	Yds	TD	Int
South Carolina	- DNP -			
Virginia	- DNP -			
Maryland	0-0	0	0	0
California	0-0	0	0	0
Clemson	0-0	0	0	0
N.C. State	0-0	0	0	0
Georgia Tech	- DNP -			
Wake Forest	0-0	0	0	0
Navy	0-0	0	0	0
North Carolina	0-0	0	0	0

1964

Opponent	C-A	Yds	TD	Int
South Carolina	0-0	0	0	0
Virginia	0-0	0	0	0
Maryland	0-0	0	0	0
N.C. State	0-0	0	0	0
Army	0-0	0	0	0
Georgia Tech	0-0	0	0	0
Wake Forest	0-0	0	0	0
Navy	0-0	0	0	0
North Carolina	0-0	0	0	0
Tulane	0-0	0	0	0

Year	G/GS	Cmp	Att	Pct.	Yards	TD	Int
1963	7/0	0	0	.000	0	0	0
1964	10/0	0	0	.000	0	0	0
Total	17/0	0	0	.000	0	0	0

- Born November 6, 1941
- Jersey #11
- Lettered two seasons (1963-64)
- Career defense: 2 INTs
- Also played safety; recorded two INTs in 1963
- Lettered two seasons (1962-63) for the Duke basketball team; in 30 career games, scored 50 points with 53 rebounds while shooting 19-of-32 (.594) from the field and 12-of-24 (.500) from the foul line

Eric Johnson

Sea Cliff, N.J.

Opponent	C-A	Yds	TD	Int
Georgia Tech	- DNP -			
South Carolina	- DNP -			
Michigan	- DNP -			
Virginia	- DNP -			
Navy	0-1	0	0	1
Clemson	- DNP -			
Maryland	- DNP -			
Tennessee	- DNP -			
Wake Forest	- DNP -			
N.C. State	- DNP -			
North Carolina	- DNP -			

Year	G/GS	Cmp	Att	Pct.	Yards	TD	Int
1978	1/0	0	1	.000	0	0	1
Total	1/0	0	1	.000	0	0	1

- Born May 31, 1960
- Jersey #19
- Lettered one season (1979)
- In only season as a QB (1978), appeared in one game (Navy on October 14) and threw one incomplete pass while rushing twice for four yards
- Moved to running back in the spring of 1979, but played as a reserve DB that fall, recording nine total tackles and one INT
- Career rushing: 2-4 (2.00 avg.)
- Career defense: 1 INT

Mark Johnson

Oxen Hill, Md.

Opponent	C-A	Yds	TD	Int
Alabama	- DNP -			
Washington	0-0	0	0	0
Stanford	- DNP -			
Virginia	- DNP -			
N.C. State	- DNP -			
Clemson	2-7	22	0	1
Maryland ¹	5-8	54	1	1
Navy ²	7-9	76	0	0
Georgia Tech ³	9-15	156	0	0
Wake Forest ⁴	5-18	47	0	1
North Carolina ⁵	2-12	25	0	4

1973

Opponent	C-A	Yds	TD	Int
Tennessee ⁶	6-13	95	0	1
Washington ⁷	7-13	74	2	2
Virginia ⁸	9-19	155	0	1
Purdue ⁹	3-8	48	1	1
Tulane ¹⁰	0-1	0	0	0
Clemson	1-5	-5	0	2
Maryland	0-1	0	0	0
Georgia Tech ¹¹	8-14	81	0	0
Wake Forest ¹²	3-9	45	0	1
N.C. State ¹³	1-8	4	0	3
North Carolina	0-0	0	0	0

Year	G/GS	Cmp	Att	Pct.	Yards	TD	Int
1972	7/5	30	69	.435	380	1	7
1973	11/8	38	91	.418	497	3	11
1974	11/0	0	0	0	0	0	0
Total	29/13	68	160	.425	877	4	18

- Born June 1, 1953
- Jersey #9
- Lettered three seasons (1972-73-74)
- Scheduled to start at QB in 1972, but suffered shoulder injury one week prior to the season; attempted to throw left-handed following injury to no avail
- Returned in week two against No. 12 Washington on September 16, starting at tailback; in the 14-6 road loss to the Huskies, rushed 16 times for 47 yards in two quarters before suffering ankle injury; would miss the next three games; returned at QB, starting five of the last six games as Duke went 4-2
- First career start came against Maryland on October 21, 1972; ACC Offensive Back of the Week after completing 5-of-8 (.625) passes for 54 yards with one TD and one INT while rushing 19 times for 114 yards and one TD in a 20-14 home win
- ACC Rookie of the Week after completing 9-of-15 (.600) passes for 156 yards against Georgia Tech on November 4, 1972, in a 20-14 home win
- Rushed for 462 yards in 1972, the seventh-highest single-season total by a Duke QB
- Started eight games at QB in 1973 before moving to defensive back for senior season (1974)
- Led Duke to a 23-21 come-from-behind win over Washington on September 22, 1973; completed 7-of-13 (.538) passes for 74 yards with two TDs and two INTs; threw game-winning 11-yard TD pass to Randy Cobb with 1:37 remaining in the fourth quarter
- In 1972, recipient of the ACC's Brian Piccolo Award, an honor presented annually to the most courageous football player in the league
- Duke captain, 1973
- Career rushing: 210-715 (3.40 avg.; 6 TDs)
- Career receiving: 1-9 (9.00 avg.)
- Career defense: 1 INT

Daniel Jones

Charlotte, N.C.

2016

Opponent	C-A	Yds	TD	Int
N.C. Central ¹	10-15	189	2	0
Wake Forest ²	31-48	332	0	1
Northwestern ³	27-48	563	0	1
Notre Dame ⁴	24-32	290	3	1
Virginia ⁵	33-54	324	1	5
Army West Point ⁶	7-15	41	1	0
Louisville ⁷	14-21	129	2	0
Georgia Tech ⁸	22-36	305	2	1
Virginia Tech ⁹	18-31	148	0	0
North Carolina ¹⁰	22-34	240	1	0
Pittsburgh ¹¹	28-46	243	1	0
Miami ¹²	34-50	316	3	0

2017

Opponent	C-A	Yds	TD	Int
N.C. Central ¹³	19-25	213	2	0
Northwestern ¹⁴	29-45	305	2	1
Baylor ¹⁵	20-35	184	0	1
North Carolina ¹⁶	18-34	202	1	0
Miami ¹⁷	21-41	166	0	1
Virginia ¹⁸	14-42	124	1	2
Florida State ¹⁹	22-35	204	0	0
Pittsburgh ²⁰	15-33	272	2	1
Virginia Tech ²¹	10-24	82	0	1
Army West Point ²²	19-29	164	0	1
Georgia Tech ²³	18-26	177	2	0
Wake Forest ²⁴	25-44	346	2	3
Northern Illinois ²⁵	27-40	252	2	0

2018

Opponent	C-A	Yds	TD	Int
Army West Point ²⁶	13-17	197	1	0
Northwestern ²⁷	16-22	192	3	0
Baylor	– DNP –			
N.C. Central	– DNP –			
Virginia Tech ²⁸	23-35	226	1	1
Georgia Tech ²⁹	17-27	206	3	1
Virginia ³⁰	22-40	240	1	2
Pittsburgh ³¹	27-42	396	4	0
Miami ³²	17-35	130	0	1
North Carolina ³³	31-54	361	3	1
Clemson ³⁴	24-43	158	0	0
Wake Forest ³⁵	17-36	145	1	1
Temple ³⁶	30-41	423	5	2

Year	G/GS	Cmp	Att	Pct.	Yards	TD	Int
2016	12/12	270	430	.638	2,836	16	9
2017	13/13	257	453	.567	2,691	14	11
2018	11/11	237	392	.605	2,674	22	9
Total	36/36	764	1,275	.599	8,201	52	29

- Born May 27, 1997
- Jersey #17
- Lettered three seasons (2016-17-18)
- Redshirted in 2015
- Named No. 1 QB following injury (Achilles) to returning starter Thomas Sirk in August, 2016
- Collegiate debut and first start came on September 3, 2016, against N.C. Central; completed 10-of-15 (.667) passes for 189 yards with two TDs while rushing twice for 28 yards and one TD in a 49-6 home win; against the Eagles, set school single-game records for highest average yards per passing attempt by a freshman (12.60) and highest pass efficiency rating by a freshman (.216.51)
- Matched school single-game record for most total offensive plays by a freshman (67) in a 24-14 home loss to Wake Forest on September 10, 2016
- ACC Rookie of the Week, Manning Award Star of the Week and Davey O'Brien Award "Great 8" Performer of the Week after completing 24-of-32 (.750) passes for 290 yards with three TDs in a 38-35 road win over Notre Dame on September 24, 2016; against the Fighting Irish, engineered game-winning, 10-play, 44-yard scoring drive for a 19-yard FG by AJ Reed with 1:24 remaining in the fourth quarter and matched school single-game records for most TD passes of 20+ yards (3) and highest pass completion by a freshman (.750)
- ACC Rookie of the Week after completing 22-of-36 (.611) passes for 305 yards with two TDs and one INT in a 38-35 road loss to Georgia Tech on October 29, 2016
- ACC Rookie of the Week and Manning Award Star of the Week after

completing 22-of-34 (.647) passes for 240 yards with one TD and two rushing TDs in a 28-27 home win over No. 15 North Carolina on November 10, 2016; against the Tar Heels, threw game-winning three-yard TD pass to TE Davis Koppenhaver with 2:10 remaining in the third quarter

• ACC Rookie of the Week after completing 34-of-50 (.680) passes for 316 yards with three TDs in a 40-21 road loss to Miami on November 26, 2016

• In 2016, set school single-season records for most passing yards by a freshman (2,836), highest pass completion percentage by a freshman (.638), most TD passes by a freshman (16), most games with 20+ pass completions by a freshman (8), most games with 30+ pass completions by a freshman (3), most pass attempts by a freshman (430), most pass completions by a freshman (270), highest average yards per pass attempt by a freshman (6.60), highest pass efficiency rating by a freshman (126.28), most games with 100+ passing yards by a freshman (11), most games with 200+ passing yards by a freshman (8), most games with 300+ passing yards by a freshman (4), total TD responsibility by a freshman (23), most total offensive yards by a freshman (3,322) and most total offensive plays by a freshman (571)

• In 2016, ranked among the ACC leaders in pass completions per game (4th; 22.50), pass completion percentage (5th; .638), total offensive yards per game (6th; 276.8), passing yards per game (8th; 236.3), total points responsible (8th; 138), passing TDs (10th; 16), pass efficiency rating (10th; 126.28), red zone rushing TDs (10th; 7) and rushing TDs (12th; 7); nationally, ranked 15th in completions per game, 28th in completion percentage, 32nd in total offensive yards per game, 43rd in passing yards, 47th in passing yards per game and 54th in total points responsible; among freshmen nationally, ranked first in pass completions, first in passing attempts, first in total offensive yards per game, second in total plays, third in pass completion percentage, fourth in total offensive yards, fifth in passing yards, fifth in passing yards per game, seventh in passing TDs and seventh in pass efficiency rating

• Opened the 2017 season with 29 pass attempts without an INT to push his streak to 202 dating back to 2016 and establish the second-longest run in school history, behind only Thaddeus Lewis, who threw 206 consecutive passes without an INT over the 2007-08 seasons

• Became the second player in Duke history to post 300+ passing yards and 100+ rushing yards in a single game by completing 29-of-45 (.644) passes for 305 yards and two TDs while rushing 16 times for 108 yards and two TDs in a 41-17 home win over Northwestern on September 9, 2017, joining Brandon Connette (323 passing yards & 101 rushing yards vs. Pittsburgh, 2013)

• Quick Lane Bowl MVP after completing 27-of-40 (.675) passes for 252 yards and two TDs while rushing 16 times for 86 yards and one TD in a 36-14 win over Northern Illinois on December 26, 2017

• Set Quick Lane Bowl record for pass completions (27) while matching bowl game standard for TD passes (2) with Gary Nova of Rutgers (2014), Perry Hills of Maryland (2016) and Patrick Towles of Boston College (2016); engineered a Duke offense that established Quick Lane Bowl team records for total offensive plays (92) and time of possession (38:21) while matching bowl standards for total TDs (5), first downs (27) and rushing TDs (3); set Duke bowl game record for most pass attempts without an INT (40)

• Set school single-season record for most total offensive plays with 614 (161 rush & 453 pass) in 2017

• In 2017, was one of six QBs among Power 5 schools to amass 2,500+ passing yards and 500+ rushing yards, joining Ohio State's J.T. Barrett, Clemson's Kelly Bryant, Louisville's Lamar Jackson, Michigan State's Brian Lewerke and Wake Forest's John Wolford

• In 2017, ranked among the ACC leaders in pass attempts (3rd; 453), pass completions (4th; 257), pass completions per game (6th; 19.77), passing yards per game (8th; 207.00), total offensive yards per game (8th; 246.85), TD passes (8th; 14) and pass completion percentage (10th; .567); nationally, ranked 35th in pass completions per game, 46th in total offensive yards per game, 53rd in passing yards and 72nd in total points responsible

• ACC Quarterback of the Week and Manning Award Star of the Week after completing 16-of-22 (.727) passes for 192 yards and three TDs in a 21-7 road win over Northwestern on September 8, 2019; late in the third quarter, suffered fractured clavicle, underwent surgery on September 9 and would miss the next two games against Baylor and N.C. Central; returned to the lineup on September 29 and completed 23-of-35 (.657) passes for 226 yards and one TD in a 31-14 home loss to Virginia Tech

• ACC Quarterback of the Week and Manning Award Star of the Week after completing 31-of-54 (.574) passes for 361 yards and three TDs while rushing 15 times for 186 yards and one TD in a 42-35 home win over North Carolina on November 10; against the Tar Heels, established Duke single-game records for total offensive yards (547), eclipsing the previous standard of 476 set by Anthony Dilweg against Wake Forest in 1988, and rushing yardage by a QB, bettering the previous mark of 168 set by Mike Dunn versus Georgia Tech in 1976;

became just the third player in ACC history to record multiple games with 300+ passing and 100+ rushing yards, joining Louisville's Lamar Jackson (5) and Clemson's Tajh Boyd (2); additionally, the 547-yard performance ranked as the fifth-highest single-game outing in ACC history, trailing only Louisville's Lamar Jackson (610 vs. Syracuse, 2016), Clemson's Deshaun Watson (588 vs. Pittsburgh, 2016), Miami's Stephen Morris (568 vs. N.C. State, 2012) and Wake Forest's Rusty LaRue (554 vs. N.C. State, 1995)

• Walk-On's Independence Bowl Offensive Player of the Game after completing 30-of-41 (.732) passes for 423 yards and five TDs while rushing for one additional score in a 56-27 win over Temple on December 26, 2018

• Set Walk-On's Independence Bowl records for passing yards, total TD responsibility and TD passes; directed a Duke offense that established Walk-On's Independence Bowl records for total points (56), TDs (8), passing TDs (5), most points in a second half (35) and most points in a third quarter (21; tie); set Duke bowl game records for passing yards in a quarter (180; 3rd), pass completion percentage in a half (.809 [17-of-21]; 2nd), pass efficiency rating (190.32), average yards per pass attempt (10.32), TD passes in a half (3; 2nd), TD passes, total TD responsibility and longest pass (85 yards to WR T.J. Rahming)

• In 2018, ranked among the ACC leaders in pass completions per game (2nd 21.55), third in passing yards per game (3rd; 243.09), total offensive yards per game (4th; 272.09), total points responsible for per game (4th; 13.60), passing TDs (5th; 22), pass completion percentage (6th; .605), pass efficiency rating (7th; 131.69) and total points responsible for (8th; 150) ... nationally, ranked 19th in pass completions per game, 26th in total offensive yards per game, 29th in passing yards per game, 34th in total points responsible for per game, 38th in passing TDs and 50th in total points responsible for

• In 2018, matched Duke single-season standards for most games with 3+ TD passes (5), most games with 4+ TD passes (2), TD passes of 20+ yards (11) and TD passes of 50+ yards (5)

• Completed career holding Blue Devil all-time records for pass attempts per game (35.42), TD-to-INT ratio (1.79:1), pass completion-to-INT ratio (26.34:1), pass attempt-to-INT ratio (43.97:1), total offensive yards per game and total offensive plays per game (46.69) and sharing the school career standard for TD passes of 50+ yards (10)

• HM Freshman All-America, 2016 (*Campus Insiders*)

• Runner-up in the balloting behind recipient Deondre Francois, Florida State's quarterback, for both ACC Offensive Rookie of the Year and ACC Rookie of the Year by the Atlantic Coast Sports Media Association, 2016

• Finished third in the balloting for both ACC Offensive Rookie of the Year and ACC Rookie of the Year by the league's head coaches, 2016

• Duke MVP, 2016

• 2nd team Freshman All-ACC, 2016 (*Athlon Sports*)

• Academic All-ACC, 2016

• Counselor, Manning Passing Academy, 2017

• Duke captain, 2017

• Academic All-ACC, 2017

• MVP, Quick Lane Bowl, 2017

• ACC All-Bowl Team, 2017 (*ESPN*)

• Counselor, Manning Passing Academy, 2018

• Duke captain, 2018

• Duke MVP, 2018

• Academic All-ACC, 2018

• Walk-On's Independence Bowl Offensive Player of the Game, 2018

• Career rushing: 406-1,323 (3.26 avg.; 17 TD)

• Career receiving: 2-6 (3.00 avg.)

• Career punting: 5-170 (34.00 avg.)

• Career tackles: 2-0=2

• On December 31, 2018, declared intention to forgo final season of collegiate eligibility and enter the 2019 NFL Draft

• On January 26, 2019, named MVP of the Reese's Senior Bowl after completing eight-of-11 (.727) passes for 115 yards and one TD while rushing for another score in a 34-24 North team victory in Mobile, Ala.

• On March 1-2, 2019, participated in the annual NFL Combine in Indianapolis, Ind.

• On April 25, 2019, was the No. 6 overall selection in the 2019 NFL Draft by the New York Giants, becoming the highest Blue Devil draft pick since Mike Junkin went No. 5 overall to the Cleveland Browns in 1987, and just the seventh Duke player to be selected in the first round; became just the third QB selected by the Giants in the first round, joining Phil Simms (1979) and Philip Rivers (2004)

• Made NFL debut on September 6, 2019 vs. Dallas; completed 3-of-4 (.750) passes for 17 yards while rushing once for 5 yards

• NFC Offensive Player of the Week after completing 23-of-36 (.639) passes for 336 yards and 2 TDs while rushing four times for 28 yards and 2 TDs in a 32-31 road win over Tampa Bay in first career NFL start on September 22, 2019; became the first rookie QB in the Super Bowl era and just the second overall QB to throw for 300+ yards and 2+ TDs and run for 2+ TDs in a starting debut, joining Detroit's Eric Hipple (336 yards & 4 TDs + 2 rushing TDs) in a 48-17 victory over Chicago

on October 19, 1981; became the first Giants rookie quarterback to win his initial career start since Scott Brunner on December 7, 1980 in a 27-21 victory at Seattle; became the first quarterback whose team overcame an 18-point deficit to win in his first career start since December 14, 1997, when Jon Kitna and the Seattle Seahawks fell behind the Raiders in Oakland, 21-3, before rallying for a 22-21 victory

- First career NFL TD pass covered 75-yards to TE Eric Engram, marking the longest first scoring pass by Giants quarterback since Jeff Hostetler's 85-yard TD pass to Stephen Baker at New Orleans on November 26, 1988

- On September 29, 2019, completed 23-of-31 (.742) passes for 225 yards with one TD and two INTs in a home 24-3 victory over Washington; became the first Giants QB to win his first two starts since Danny Kanell in 1997 and the first Giants rookie to do so since Phil Simms in 1979; according to the Elias Sports Bureau, Jones became the 12th quarterback selected in the first round of the draft since the 1970 merger to win each of his first two starts with both starts coming in their rookie year

- On October 27, 2019, completed 28-of-41 (.683) passes for 322 yards with four TDs and zero INTs in a 31-26 road loss over Detroit; became just the second rookie quarterback in NFL history to avoid an INT while throwing for 300+ yards and 4+ TDs, joining Tennessee's Marcus Mariota, who threw for 371 yards with four TDs and zero INTs on November 8, 2015 in a 34-28 road victory over New Orleans

- Pepsi NFL Rookie of the Week after completing 28-of-42 (.667) passes for 352 yards with 5 TDs and zero INTs in a 41-34 OT home victory over Washington on December 22, 2019; became the first rookie in NFL history with 350+ passing yards, 5+ TD passes and zero INTs in a game and the fifth rookie in NFL history to throw 5+ TD passes in a game, joining Detroit's Matthew Stafford (vs. Cleveland on November 22, 2009), Tampa Bay's Jameis Winston (at Philadelphia on November 22, 2015), Houston's Deshaun Watson (vs. Kansas City on October 8, 2017) and Chicago's Ray Buivid (vs. the Chicago Cardinals on December 5, 1937 at Wrigley Field)

- In 2019, Jones set Giants franchise rookie records for attempts (459), pass completions (284), passing yards (3,027) and TD passes (24); all four standards were previously held by Charley Conerly (299 pass attempts, 162 pass completions, 2,175 passing yards & 22 TD passes in 1948); the 24 TD passes led all rookie QBs and were the fourth-most by a rookie in NFL history, trailing only Baker Mayfield (27 in 2018), Peyton Manning (26 in 1998) and Russell Wilson (26 in 2012)

- In 2019, ranked among the NFL leaders in passing TDs (13th; 24), pass attempts (22nd; 459), pass completions (22nd; 284), pass completion percentage (24th; .619) and passing yards (24th; 3,027)

- In 2019, credited with one 4th Quarter Comeback (at Tampa Bay on September 22) and two Game-Winning Drives (at Tampa Bay on September 22 & at Washington [OT] on December 22)

- In 2019, Jones threw at 1+ TD pass in each of his first 12 career starts, marking the fourth-longest streak among QBs who started their careers since the 1970 merger, trailing Kurt Warner (23; 1999-00), Baker Mayfield (17; 2018-19) and Brad Johnson (15; 1996-97); Jones also threw 1+ TD pass in each of his last 12 games, marking the longest streak by a Giants quarterback since Eli Manning threw for a score in 12 straight games in 2008; the Giants' record is 15 consecutive games from 1962-64 by Y.A. Tittle

- In 2019, Jones finished on the team in rushing yardage with 289 yards, marking the third-highest total by a Giants quarterback in the Super Bowl era, trailing only Fran Tarkenton (306 yards in 1967 & 301 yards in 1968)

- In 2019, Jones joined Arizona's Kyler Murray and Jacksonville's Gardner Minshew as rookie QBs who passed for 20+ TDs, marking just the second season in NFL history in which at least three rookies accomplished the feat; in 2012, rookies Russell Wilson, Andrew Luck and Robert Griffin III all threw 20+ TD passes

- In 2019, Jones became the first rookie quarterback in NFL history with multiple games of 300+ passing yards and 4+ TD passes; he achieved the feat three times against Detroit (322 & 4; October 27), New York Jets (308 & 4; November 10) and Washington (352 & 5; December 22)

- In 2019, credited with a 3-9 record as a starting QB

- In 2020, elected a team captain

- In 2020, started 14 games; was inactive for games against Seattle (December 6; hamstring injury) & Cleveland (December 20; hamstring & ankle injuries)

- From November 2 vs. Tampa Bay to January 3 vs. Dallas, threw 177 consecutive passes without an INT

- In 2020, rushed 65 times for 423 yards marking the Giants' highest single-season rushing yardage total by a QB in the Super Bowl Era, eclipsing the previous standard held by Fran Tarkenton (306 yards in 1967)

- In 2020, led the NFL in rushing yards per attempt (6.51) among players with 50+ attempts; the average ranks as the second-highest in Giants history among players with 50+ carries, trailing only Ward Cuff (6.54 in 1943)

- On October 22, 2020, set Giants record longest rush by a QB in the Super Bowl Era (80 yards) in a 22-21 road loss to Philadelphia; the rush also set the NFL record for longest ground gain by a QB that did not result in a TD and matched the fourth-longest run in Giants history, trailing only Tiki Barber (95 yards vs. Oakland; Dec. 31, 2005), Hap Moran (91 yards vs. Green Bay; Nov. 23, 1930) & Ahmad Bradshaw (88 yards vs. Buffalo; Dec. 23, 2007)

- In 2020, credited with a 5-9 record as a starting QB

- In 2021, elected a team captain

- In 2021, started the first 11 games, was inactive for games against Miami (December 5; neck injury), Los Angeles (December 12; neck injury) and Dallas (December 19; neck injury) and placed on Injured Reserve for the final three games of the season

- On September 16, 2021, set Giants single-game record for rushing yards by a QB (95) in a 30-29 road loss at Washington

- NFC Offensive Player of the Week after completing 28-of-40 (.700) passes for 402 yards and two TDs in comeback OT win at New Orleans

- On October 24, 2021, became the third QB in NFL history to record 200+ passing yards, 25+ rushing yards and 15+ receiving yards, joining Cam Newton (twice) and Russell Wilson, in a 25-3 home win over Carolina

- In 2021, posted the second highest pass completion percentage (.643) in Giants history among qualifiers for the NFL passing title, trailing only Eli Manning's mark of .660 in 2018

- In 2021, posted an interception percentage of 1.9 to mark the fourth lowest single-season total in Giants history

- In 2021, credited with a 4-7 record as a starting QB

Career NFL Passing Statistics

> New York Giants (2019-21)

Year	G/GS	Cmp	Att	Pct.	Yards	TD	Int
2019	13/12	284	459	.619	3,027	24	12
2020	14/14	280	448	.625	2,943	11	10
2021	11/11	232	361	.643	2,428	10	7
Total	38/37	796	1,268	.628	8,398	45	29

Marcus Jones

Ringgold, Ga.

2005

Opponent	C-A	Yds	TD	Int
East Carolina	0-0	0	0	0
Virginia Tech	0-0	0	0	0
VMI	1-2	9	0	0
Virginia	0-0	0	0	0
Navy	0-0	0	0	0
Miami	0-2	0	0	0
Georgia Tech	0-0	0	0	0
Florida State	0-0	0	0	0
Wake Forest	1-2	-3	0	0
Clemson	0-0	0	0	0
North Carolina	0-1	0	0	1

2006

Opponent	C-A	Yds	TD	Int
Richmond ¹	2-6	11	0	0
Wake Forest	- DNP -			
Virginia Tech	6-8	71	0	0
Virginia	0-0	0	0	0
Alabama	0-0	0	0	0
Florida State	0-0	0	0	0
Miami	0-0	0	0	0
Vanderbilt	0-0	0	0	0
Navy	0-0	0	0	0
Boston College	0-0	0	0	0
Georgia Tech	0-0	0	0	0
North Carolina	0-0	0	0	0

Year	G/GS	Cmp	Att	Pct.	Yards	TD	Int
2005	11/0	2	7	.286	6	0	1
2006	11/1	8	14	.571	82	0	0
2007	12/0	0	0	.000	0	0	0
2008	12/0	0	0	.000	0	0	0
Total	46/1	10	21	.476	88	0	1

- Born November 24, 1986
- Jersey #6
- Lettered four seasons (2005-06-07-08)
- After seeing spot reserve duty at both QB and WR as a true freshman in 2005, started the season-opener on September 2, 2006, against Richmond at QB after incumbent starter Zack Asack was dismissed from school due to academic violation that summer; completed 2-of-6 (.333) passes for 11 yards in a 13-0 home loss; was replaced in the second quarter by true freshman Thaddeus Lewis
- Replaced in the starting lineup by Lewis in week two
- Pressed into action as a reserve in week three against No. 14 Virginia Tech when Lewis was forced to miss action due to head injury; completed 6-of-8 (.750) passes for 71 yards in a 36-0 road loss
- Played final two seasons at OLB, seeing action in all 24 games with 17 starting assignments
- Career rushing: 24-27 (1.13 avg.)
- Career receiving: 11-90 (8.18 avg.; 1 TD)
- Career defense: 79 tackles, 4.5 TFL, 1.0 sack, 3 PBUs, 1 FR & 1 INT
- Also started at WR (four games in 2005; two games in 2006) and LB (five games in 2007; 12 games in 2008)
- Lettered as an outfielder in baseball at Duke in 2009, playing in 17 games with six starting assignments while batting .269 (7-for-26) with three runs scored, one double, one triple and three RBI
- After graduating from Duke, transferred to Alabama A&M but waiver and appeal for immediate baseball eligibility (2010 season) were denied by the NCAA
- Signed free agent contract with the Baltimore Orioles in June, 2010
- Played seven games for the Gulf Coast League Orioles in 2010 and batted .227 (5-for-22) with three runs scored, four doubles and one RBI

Sonny Jurgensen

Wilmington, N.C.

1954

Opponent	C-A	Yds	TD	Int
Pennsylvania	0-0	0	0	0
Tennessee	0-2	0	0	0
Purdue	4-6	40	0	0
Army	0-2	0	0	1
N.C. State	1-2	7	0	0
Georgia Tech	0-1	0	0	0
Navy	2-6	51	0	2
Wake Forest	3-3	83	1	0
South Carolina	1-2	15	0	0
North Carolina	1-3	16	0	0

1955

Opponent	C-A	Yds	TD	Int
N.C. State ¹	2-6	20	0	1
Tennessee ²	7-10	88	0	0
William & Mary ³	4-5	63	1	0
Ohio State ⁴	8-11	120	0	1
Pittsburgh ⁵	6-9	112	1	0
Georgia Tech	- DNP -			
Navy ⁶	0-6	0	0	2
South Carolina ⁷	4-6	57	0	0
Wake Forest ⁸	4-10	55	0	1
North Carolina ⁹	2-6	21	0	2

1956

Opponent	C-A	Yds	TD	Int
South Carolina ¹⁰	2-9	20	0	1
Virginia ¹¹	4-6	52	1	0
Tennessee	- DNP -			
SMU	5-6	93	0	0
Pittsburgh	0-2	0	0	0
N.C. State	1-1	7	1	0
Georgia Tech ¹²	2-4	41	0	0
Navy ¹³	11-21	121	0	3
Wake Forest ¹⁴	0-4	0	0	0
North Carolina ¹⁵	3-6	46	0	2

Year	G/GS	Cmp	Att	Pct.	Yards	TD	Int
1954	10/0	12	27	.444	212	1	3
1955	9/9	37	69	.536	536	2	7
1956	9/6	28	59	.475	380	2	6
Total	28/15	77	155	.497	1,128	5	16

- Born August 23, 1934
- Jersey #38 and #18
- Lettered three seasons (1954-55-56)
- No. 2 QB in 1954 behind Jerry Barger
- In Duke's 34-7 win over Nebraska in the Orange Bowl on January 1, 1955, threw one incomplete pass while rushing three times for nine yards
- In Duke's 20-14 win at No. 14 Ohio State on October 15, 1955, scored game-winning TD with 13:13 left in the fourth period on a 1-yard rush and then preserved the victory with a defensive INT on the game's final snap
- Duke's starting QB in 1955, but missed the Georgia Tech game on October 29 due to ankle injury
- Prior to the 1956 season, referred to by Duke head coach Bill Murray as the "best Split-T quarterback in the nation"
- As returning starter in 1956, suffered knee injury in week two against Virginia on September 29 and sat out the Tennessee game a week later
- Returned to action against SMU on October 13, coming off the bench to replace an ineffective Bob Brodhead late in the second quarter with Duke trailing, 6-0; guided a scoring drive that resulted in the go-ahead TD on the final play of the first half as well as one TD in the second half in the 14-6 home win
- Continued to play in reserve fashion against Pittsburgh (October 20) and N.C. State (October 27) before resuming starting role against Georgia Tech (November 3)
- Career rushing: 99-109 (1.10 avg.; 5 TDs)
- Career kickoff return: 5-121 (24.20 avg.)
- Career punt return: 10-31 (3.10 avg.)
- Career punting: 8-256 (32.00 avg.)
- Career defense: 10 INTs
- 1st team All-ACC, 1956
- HM All-America, 1956 (Associated Press)
- Matched school record by recording one interception in four consecutive games in 1954 (Tennessee, Purdue, Army & N.C. State)
- Represented Duke in the North-South Game

- Fourth round selection (43rd overall pick) of the Philadelphia Eagles in the 1957 NFL Draft
- Played 18 seasons with the Philadelphia Eagles (1957-63) and Washington Redskins (1964-74)
- Served as backup to Bobby Thompson (1957) and Hall of Famer Norm van Brocklin (1958-59-60) in Philadelphia before taking starting reins in 1961
- Traded on April 1, 1964 from Philadelphia to Washington in exchange for QB Norm Snead and CB Claude Crabb
- Captured five NFL passing titles (1961, 1962, 1966, 1967 & 1969)
- Led the NFL in passing TDs twice (1961 & 1967)
- Shares NFL record for longest pass completion with 99-yard effort to Gerry Allen on September 15, 1968, against the Chicago Bears
- Threw for 3,000+ yards in five seasons, 300+ yards in 25 games and 400+ yards in five games
- Rushed for 493 career yards and 15 TDs
- Five-time Pro Bowl selection (1961, 1964, 1966, 1967 & 1969)
- Two-time First Team All-Pro pick (1961 & 1969)
- Helped Philadelphia to the NFL championship in 1960
- Helped Washington to four playoff berths
- Retired as the NFL's all-time leading passer
- Inducted into the North Carolina Sports Hall of Fame in 1971
- Inducted into the Duke Sports Hall of Fame on April 7, 1979
- Inducted into the Pro Football Hall of Fame on July 30, 1983
- Inducted into the Orange Bowl Hall of Honor in January, 2004

Career NFL Passing Statistics

> Philadelphia Eagles (1957-63)

> Washington Redskins (1964-74)

Year	G/GS	Cmp	Att	Pct.	Yards	TD	Int
1957	10/5	33	70	.471	470	5	8
1958	12/0	12	22	.545	259	0	1
1959	12/0	3	5	.600	27	1	0
1960	12/0	24	44	.545	486	5	1
1961	14/14	235	416	.565	3,723	32	24
1962	14/13	196	366	.536	3,261	22	26
1963	9/9	99	184	.538	1,413	11	13
1964	14/14	207	385	.538	2,934	24	13
1965	13/13	190	356	.534	2,367	15	16
1966	14/14	254	436	.583	3,209	28	19
1967	14/14	288	508	.567	3,747	31	16
1968	12/12	167	292	.572	1,980	17	11
1969	14/14	274	442	.620	3,102	22	15
1970	14/14	202	337	.599	2,354	23	10
1971	5/1	16	28	.571	107	0	2
1972	7/4	39	59	.661	633	2	4
1973	14/4	87	145	.600	904	6	5
1974	14/4	107	167	.641	1,185	11	5
Total	218/149	2,433	4,262	.571	32,224	255	189

Daniel Karlin

Providence, R.I.

2020	C-A	Yds	TD	Int
Notre Dame	- DNP -			
Boston College	- DNP -			
Virginia	- DNP -			
Virginia Tech	- DNP -			
Syracuse	0-0	0	0	0
N.C. State	- DNP -			
Charlotte	- DNP -			
North Carolina	- DNP -			
Georgia Tech	- DNP -			
Miami	- DNP -			
Florida State	0-0	0	0	0

Year	G/GS	Cmp	Att	Pct.	Yards	TD	Int
2020	2/0	0	0	.000	0	0	0
Total	2/0	0	0	.000	0	0	0

- Born January 11, 1999
- Jersey #0
- Lettered one season (2020)
- Collegiate debut came on October 10, 2020, in 38-24 road win over Syracuse
- On December 12, 2020, scored first career TD on one-yard rush in 56-35 road loss to Florida State
- Career rushing: 1-1 (1.00 avg.; 1 TD)

Chris Katrenick

Algonquin, Ill.

2018	C-A	Yds	TD	Int
Army West Point	- DNP -			
Northwestern	- DNP -			
Baylor	- DNP -			
N.C. Central	5-12	54	1	0
Virginia Tech	- DNP -			
Georgia Tech	- DNP -			
Virginia	- DNP -			
Pittsburgh	- DNP -			
Miami	- DNP -			
North Carolina	- DNP -			
Clemson	- DNP -			
Wake Forest	- DNP -			
Temple	0-0	0	0	0

2019	C-A	Yds	TD	Int
Alabama	- DNP -			
North Carolina A&T	1-2	19	0	1
Middle Tennessee	- DNP -			
Virginia Tech	0-0	0	0	0
Pittsburgh	- DNP -			
Georgia Tech	- DNP -			
Virginia	2-4	30	1	0
North Carolina	- DNP -			
Notre Dame	0-3	0	0	0
Syracuse	0-4	0	0	0
Wake Forest	- DNP -			
Miami	- DNP -			

2020	C-A	Yds	TD	Int
Notre Dame	- DNP -			
Boston College	- DNP -			
Virginia	2-3	40	0	0
Virginia Tech	- DNP -			
Syracuse	- DNP -			
N.C. State	- DNP -			
Charlotte	- DNP -			
North Carolina	- DNP -			
Georgia Tech	- DNP -			
Miami	- DNP -			
Florida State	- DNP -			

Year	G/GS	Cmp	Att	Pct.	Yards	TD	Int
2018	2/0	5	12	.417	54	1	0
2019	5/0	3	13	.231	49	1	1
2020	1/0	2	3	.667	40	0	0
Total	8/0	10	28	.357	143	2	1

- Born August 30, 1998
- Jersey #15
- Redshirted in 2017
- No. 3 QB behind Daniel Jones & Quentin Harris in 2018
- Collegiate debut came on September 22, 2018, against N.C. Central; completed five-of-12 (.417) passes for 54 yards and one TD in a 55-13 home win
- No. 2 QB behind Quentin Harris in 2019
- No. 2 QB along with Gunnar Holmberg behind Chase Brice in 2020
- Departed the program on October 22, 2020
- Career rushing: 18-44 (2.44 avg.; 1 TD)
- Transferred to Eastern Illinois

David Kraft

Upper St. Clair, Pa.

1972	C-A	Yds	TD	Int
Alabama	- DNP -			
Washington	- DNP -			
Stanford	- DNP -			
Virginia	1-4	17	0	1
N.C. State	- DNP -			
Clemson	- DNP -			
Maryland	- DNP -			
Navy	- DNP -			
Georgia Tech	- DNP -			
Wake Forest	- DNP -			
North Carolina	- DNP -			

Year	G/GS	Cmp	Att	Pct.	Yards	TD	Int
1972	1/0	1	4	.250	17	0	1
Total	1/0	1	4	.250	17	0	1

- Born January 20, 1953
- Jersey #7
- Played on the freshman team in 1970; completed 28-of-50 (.560) passes for 409 yards with four TDs
- Career rushing: 1-4 (4.00 avg.)

Dortch Langston

Goldsboro, N.C.

1957	C-A	Yds	TD	Int
South Carolina	- DNP -			
Virginia	- DNP -			
Maryland	- DNP -			
Rice	- DNP -			
Wake Forest	0-1	0	0	0
N.C. State	- DNP -			
Georgia Tech	- DNP -			
Navy	- DNP -			
Clemson	- DNP -			
North Carolina	- DNP -			

1958	C-A	Yds	TD	Int
South Carolina	- DNP -			
Virginia	- DNP -			
Illinois	- DNP -			
Baylor	- DNP -			
Notre Dame	- DNP -			
N.C. State	- DNP -			
Georgia Tech	- DNP -			
LSU	- DNP -			
Wake Forest	0-0	0	0	0
North Carolina	- DNP -			

Year	G/GS	Cmp	Att	Pct.	Yards	TD	Int
1957	1/0	0	1	.000	0	0	0
1958	1/0	0	0	.000	0	0	0
Total	2/0	0	1	.000	0	0	0

- Born May 16, 1937
- Jersey #19
- Lettered one season (1958)

Riley Leonard

Fairhope, Ala.

2021	Opponent	C-A	Yds	TD	Int
	Charlotte	- DNP -			
	N.C. A&T	0-0	0	0	0
	Northwestern	- DNP -			
	Kansas	- DNP -			
	North Carolina	- DNP -			
	Georgia Tech	- DNP -			
	Virginia	8-12	81	0	0
	Wake Forest	2-6	45	0	0
	Pittsburgh	6-13	63	1	1
	Virginia Tech ¹	7-16	84	0	0
	Louisville	13-13	99	0	0
	Miami	1-2	9	0	0

Year	G/GS	Cmp	Att	Pct.	Yards	TD	Int
2021	7/1	37	62	.597	381	1	1
Total	7/1	37	62	.597	381	1	1

- Born September 13, 2002
- Jerseys #10 (2021) & #13 (2022)
- Lettered one season (2021)
- Collegiate debut came on September 10, 2022, against North Carolina A&T; did not attempt a pass in a 45-17 home win
- First career start came against Virginia Tech on November 13, 2021; completed seven-of-16 (.438) passes for 84 yards while rushing 16 times for 30 yards in a 48-17 road loss
- On November 18, 2021 against Louisville, completed 13-of-13 (1.000) pass attempts for 99 yards while rushing seven times for 70 yards and 1 TD in a 62-22 home loss
- Career rushing: 47-173 (3.68 avg.; 1 TD)

Dave Lerps

Tuckahoe, N.Y.

1952	Opponent	C-A	Yds	TD	Int
	Washington & Lee	- DNP -			
	SMU	- DNP -			
	Tennessee	- DNP -			
	South Carolina	1-1	7	0	0
	N.C. State	- DNP -			
	Virginia	- DNP -			
	Georgia Tech	- DNP -			
	Navy	- DNP -			
	Wake Forest	- DNP -			
	North Carolina	- DNP -			

1953

Opponent	C-A	Yds	TD	Int
South Carolina	- DNP -			
Wake Forest	- DNP -			
Tennessee	- DNP -			
Purdue	- DNP -			
Army	- DNP -			
N.C. State	0-1	0	0	0
Virginia	0-2	0	0	0
Navy	- DNP -			
Georgia Tech	- DNP -			
North Carolina	0-0	0	0	0

Year	G/GS	Cmp	Att	Pct.	Yards	TD	Int
1952	1/0	1	1	1.000	7	0	0
1953	3/0	0	3	.000	0	0	0
Total	4/0	1	4	.250	7	0	0

- Born June 28, 1931
- Jersey #39
- Lettered two seasons (1952-53)
- Not expected to play in 1953, but was invited by coach Bill Murray following an injury to QB Worth Lutz in week two against Wake Forest
- Pressed into action against N.C. State on October 24, 1953, due to injuries to QBs Jerry Barger and Worth Lutz; played the majority of the second half in Duke's 31-0 home win, throwing one incomplete pass in the game; also returned one punt 75 yards for a TD
- Punted four times for 144 yards (36.0) in 1953
- Career rushing: 8-17 (2.13 avg.; 1 TD)
- Career punt return: 4-101 (25.25 avg.; 1 TD)
- Career punting: 4-144 (36.00 avg.)

Thaddeus Lewis

Opa-Locka, Fla.

2006	Opponent	C-A	Yds	TD	Int
	Richmond	15-24	148	0	0
	Wake Forest ¹	21-32	305	1	0
	Virginia Tech ²	2-6	10	0	0
	Alabama ³	11-25	121	0	3
	Alabama ⁴	7-18	74	1	2
	Florida State ⁵	19-41	255	1	0
	Miami ⁶	21-40	284	1	4
	Vanderbilt ⁷	10-25	103	0	2
	Navy ⁸	15-22	181	1	0
	Boston College ⁹	20-40	131	0	2
	Georgia Tech ¹⁰	19-32	237	2	1
	North Carolina ¹¹	20-35	285	4	2

2007

Opponent	C-A	Yds	TD	Int
Connecticut ¹²	14-28	148	1	3
Virginia ¹³	14-30	137	1	1
Northwestern ¹⁴	19-23	246	3	0
Navy ¹⁵	23-36	428	4	1
Miami ¹⁶	18-27	241	2	0
Wake Forest ¹⁷	21-47	291	4	2
Virginia Tech ¹⁸	13-24	119	1	1
Florida State ¹⁹	16-30	198	1	1
Clemson ²⁰	15-26	160	1	1
Georgia Tech ²¹	12-29	122	1	0
Notre Dame ²²	16-33	121	0	0
North Carolina ²³	18-27	219	2	0

2008

Opponent	C-A	Yds	TD	Int
James Madison ²⁴	17-28	141	2	0
Northwestern ²⁵	24-42	256	0	0
Navy ²⁶	25-35	317	3	0
Virginia ²⁷	18-32	160	2	2
Georgia Tech ²⁸	15-28	97	0	1
Miami ²⁹	12-28	130	2	0
Vanderbilt ³⁰	21-36	222	1	0
Wake Forest ³¹	18-26	229	2	2
N.C. State ³²	37-52	317	2	0
Clemson ³³	3-5	24	0	0
Virginia Tech	- DNP -			
North Carolina ³⁴	34-49	278	1	1

2009

Opponent	C-A	Yds	TD	Int
Richmond ³⁵	34-55	350	2	0
Army ³⁶	5-16	60	1	0
Kansas ³⁷	16-27	184	0	2
N.C. Central ³⁸	17-25	189	2	0
Virginia Tech ³⁹	22-40	359	2	0
N.C. State ⁴⁰	40-50	459	5	0
Maryland ⁴¹	30-43	371	2	1
Virginia ⁴²	24-40	343	1	1
North Carolina ⁴³	16-33	113	0	1
Georgia Tech ⁴⁴	22-35	212	1	1
Miami ⁴⁵	20-37	303	1	1
Wake Forest ⁴⁶	28-48	387	3	1

Year	G/GS	Cmp	Att	Pct.	Yards	TD	Int
2006	12/11	180	340	.529	2,134	11	16
2007	12/12	199	360	.553	2,430	21	10
2008	11/11	224	361	.620	2,171	15	6
2009	12/12	274	449	.610	3,330	20	8
Total	47/46	877	1,510	.581	10,065	67	40

- Born November 19, 1987
- Jersey #9
- Lettered four seasons (2006-07-08-09)
- First career action came as a true freshman in September 2, 2006, season opener against Richmond; completed 15-of-24 (.625) passes for 148 yards in a 13-0 home loss
- First career start came in week two against Wake Forest on September 9, 2006; completed 21-of-32 (.656) passes for 305 yards and one TD in a 14-13 road loss
- In 2006, established then school single-season freshman records for pass completions (180), pass attempts (340), passing yards (2,134), total offensive yards (2,060), total offensive plays (439), pass efficiency (106.93), 100-yard passing games (10), 200-yard passing games (5), games with 20+ pass completions (4) and average yards per pass

attempt (6.28)

- Ranked fifth in the ACC in total offense (171.7 ypg) in 2006
- On September 15, 2007, led Duke to a 20-14 win over Northwestern by completing 19-of-23 (.826) passes for 246 yards and three TDs; completion percentage ranks fourth-best on school single-game chart while the pass efficiency rating of 215.49 is the sixth-highest in school history
- Equaled school single-game record for most TD passes by a combination (4 to Eron Riley) against Navy on September 22, 2007
- In 2007, set the then school single-season record for 100-yard passing games (12)
- ACC Offensive Back of the Week after completing 25-of-35 (.714) passes for 317 yards and three TDs against Navy on September 13, 2008, in a 41-31 home win
- Started 33 consecutive games before missing Virginia Tech (November 22, 2008) contest after suffering an ankle injury against Clemson (November 15, 2008)
- In 2008, set school single-season record for touchdown-to-interception ratio (2:50:1). Matched the ratio in 2009
- Set school single-game record for pass attempts without an interception (55) against Richmond on September 5, 2009, and held the standard until Sean Renfree threw 59 passes without an interception against Miami on November 24, 2013
- ACC Offensive Back of the Week and Walter Camp Foundation National Player of the Week selection after completing 40-of-50 (.800) passes for 459 yards and five TDs while rushing for one TD against N.C. State on October 10, 2009, in 49-28 road win
- Set school single-game record for pass completions with 40 vs. N.C. State on October 10, 2009, and held the standard until Sean Renfree completed 41 passes against Boston College on September 17, 2011
- Matched school single-game record for touchdown responsibility (6 on 5 pass & 1 rush) against N.C. State on October 10, 2009
- Broke Ben Bennett's school career passing TD record (55) against N.C. State on October 10, 2009; finished career with 67
- ACC Offensive Back of the Week after completing 24-of-40 (.600) passes for 343 yards and one TD in a 28-17 road win over Virginia on October 31, 2009
- Broke Ben Bennett's school career passing record (9,614) against Miami on November 21, 2009; finished career with 10,065
- In final collegiate game against Wake Forest on November 28, 2009, became the second player in ACC history (N.C. State's Philip Rivers) and 60th player in NCAA history to surpass 10,000 passing yards
- Ranked first in the ACC and 10th nationally in passing yards per game (277.5) in 2009
- Closed career holding or sharing 60+ school records
- HM Freshman All-America, 2006 (*Sporting News*)
- Academic All-ACC, 2007
- 2nd team All-ACC, 2008
- Finalist, Davey O'Brien Award, 2009
- 2nd team All-ACC, 2009
- Duke captain, 2009
- Career rushing: 350-(-78) (-0.23 avg.; 9 TDs)
- On February 6, 2010, participated in the fourth annual Texas vs. The Nation All-Star Challenge; completed 3-of-5 (.600) passes for 30 yards
- Participated in the 2010 NFL Scouting Combine in Indianapolis, Ind., from February 24-March 2, 2010
- Signed free agent contract with the NFL's St. Louis Rams on April 25, 2010; was waived on September 18, 2010
- Signed to the St. Louis Rams practice squad on September 21, 2010; signed free agent contract on January 4, 2011; was waived on September 3, 2011
- Claimed off of waivers by the Cleveland Browns on September 4, 2011; was waived on October 11, 2012; signed to the Browns' practice squad on October 13, 2012; elevated to active roster on December 24, 2012
- Made NFL debut as starting QB for the Browns on December 30, 2012 vs. Pittsburgh; completed 22-of-32 (.688) passes for 204 yards with 1 TD & 1 INT in a 24-10 road loss
- Waived by the Cleveland Browns on May 23, 2013
- Claimed off waivers by the Detroit Lions on May 28, 2013
- Traded to the Buffalo Bills for LB Chris White on August 25, 2013
- Waived by the Buffalo Bills on August 31, 2013
- Signed to the Buffalo Bills practice squad on September 1, 2013; elevated to active roster on October 7, 2013, and named starting QB for October 13 game vs. Cincinnati Bengals
- Made Buffalo Bills debut on October 13, 2013, vs. Cincinnati; completed 19-of-32 (.594) passes for 216 yards with 2 TDs while rushing 7 times for 17 yards and 1 TD in a 27-24 OT home loss
- Earned first career win as an NFL QB on October 20, 2013, vs. Miami; completed 21-of-32 (.656) passes for 202 yards with one INT while rushing five times for 13 yards in a 23-21 road win
- On October 27, 2013, in a 35-17 road loss at New Orleans, suffered injury (ribs) and missed the next game vs. Kansas City; named

backup to E.J. Manuel for November 10, 2013, game vs. Pittsburgh
 • Started the final two games of the regular season: on December 22, 2013, in a 19-0 home win over Miami, completed 15-of-25 (.600) passes for 193 yards and one INT; on December 29, 2013, in a 34-20 road loss to New England, completed 16-of-29 (.552) passes for 247 yards and one TD

- Waived by the Buffalo Bills on August 26, 2014
- Signed free agent contract with the Houston Texans on November 26, 2014
- Waived by the Houston Texans on March 9, 2015
- Signed free agent contract with the Cleveland Browns on March 12, 2015
- Waived by the Cleveland Browns on September 5, 2015
- Signed by the Philadelphia Eagles on September 21, 2015
- Signed by the San Francisco 49ers on March 10, 2016
- On August 14, 2016, suffered season-ending injury (knee) in preseason game against the Houston Texans
- On August 16, 2016, placed on injured reserve
- Signed by the Baltimore Ravens on August 14, 2017
- Waived by the Baltimore Ravens on September 1, 2017
- In January, 2018, joined the football staff at UCLA as an offensive analyst
- On July 22, 2020, joined the staff of the Tampa Bay Buccaneers as part of the Bill Walsh Coaching Fellow program
- On February 7, 2021, helped the Tampa Bay Buccaneers to a 31-9 win over the Kansas City Chiefs in Super Bowl LV at Raymond James Stadium in Tampa, Fla.
- On March 5, 2021, named assistant wide receivers coach with the Tampa Bay Buccaneers

Career NFL Passing Statistics

- > St. Louis Rams (2010-11)
- > Cleveland Browns (2011-12)
- > Detroit Lions (2013)
- > Buffalo Bills (2013-14)
- > Houston Texans (2014)
- > Cleveland Browns (2015)
- > Philadelphia Eagles (2015)
- > San Francisco 49ers (2016)

Year	G/GS	Cmp	Att	Pct.	Yards	TD	Int
2012 (CLE)	1/1	22	32	.688	204	1	1
2013 (BUF)	6/5	93	157	.592	1,092	4	3
Total	7/6	115	189	.608	1,296	5	4

Worth Lutz

Durham, N.C.

1951

Opponent	C-A	Yds	TD	Int
South Carolina	0-0	0	0	0
Pittsburgh	0-0	0	0	0
Tennessee	0-0	0	0	0
N.C. State	0-0	0	0	0
Virginia Tech	0-0	0	0	0
Virginia	0-0	0	0	0
Georgia Tech	3-5	38	1	1
Wake Forest	5-7	76	1	0
William & Mary	0-5	0	0	2
North Carolina	3-6	16	0	1

1952

Opponent	C-A	Yds	TD	Int
Washington & Lee ¹	4-4	56	1	0
SMU ²	4-6	34	2	0
Tennessee ³	2-8	14	0	0
South Carolina ⁴	6-9	93	2	0
N.C. State ⁵	3-6	110	2	0
Virginia ⁶	4-11	31	1	0
Georgia Tech ⁷	3-10	45	0	1
Navy ⁸	6-7	88	0	0
Wake Forest ⁹	6-8	105	0	0
North Carolina ¹⁰	4-10	52	1	1

1953

Opponent	C-A	Yds	TD	Int
South Carolina ¹	9-14	101	0	1
Wake Forest ²	0-3	0	0	1
Tennessee	0-0	0	0	0
Purdue	— DNP —			
Army	6-19	94	0	1
N.C. State ³	0-0	0	0	0
Virginia	— DNP —			
Navy	1-6	8	0	0
Georgia Tech	0-0	0	0	0
North Carolina	0-2	0	0	0

1954

Opponent	C-A	Yds	TD	Int
Pennsylvania	0-0	0	0	0
Tennessee	0-0	0	0	0
Purdue	1-1	9	0	0
Army	0-0	0	0	0
N.C. State	0-0	0	0	0
Georgia Tech	0-0	0	0	0
Navy	0-0	0	0	0
Wake Forest	0-0	0	0	0
South Carolina	0-0	0	0	0
North Carolina	0-0	0	0	0

Year	G/GS	Cmp	Att	Pct.	Yards	TD	Int
1951	10/0	11	23	.478	130	2	4
1952	10/10	42	79	.532	627	9	2
1953	8/3	16	44	.364	203	0	3
1954	10/0	1	1	1.000	9	0	0
Total	38/13	70	147	.476	969	11	9

- Born February 6, 1933
- Jersey #17
- Lettered four seasons (1951-52-53-54)
- Southern Conference Rookie of the Week after blocking one punt and recording one INT on defense against Tennessee on October 6, 1951, in a 26-0 road loss
- As a "surprise" starter at HB against No. 5 Georgia Tech on November 3, 1951, led unranked Duke to a 14-14 tie by rushing for one TD and throwing for one TD
- Led Duke with five INTs on defense in 1951
- Starting QB in 1952; received nod as returning starter Jerry Barger was sidelined due to injury; Barger missed the first three games of the season before returning for remainder of season as a reserve
- On September 26, 1952, against SMU, completed 4-of-6 (.667) passes for 34 yards and two TDs in a 14-7 road win; threw game-winning 3-yard TD pass to Howard Pitt with five seconds remaining in the fourth period
- Suffered knee injury on October 3, 1953, against Tennessee; missed following week versus Purdue before returning to complete 6-of-19 (.316) passes for 94 yards with one INT while rushing for two TDs in Duke's 14-13 loss to Army on October 17
- Moved to fullback for the 1954 season, rushing 49 times for 172 yards and two TDs
- Southern Conference Freshman of the Year, 1951
- Finished 7th in the Southern Conference Player of the Year balloting, 1952
- All-Southern Conference, 1952
- Career rushing: 231-667 (2.89 avg.; 8 TDs)
- Career kickoff return: 14-156 (11.14 avg.)
- Career punt return: 11-80 (7.27 avg.)
- Career punting: 67-2,517 yards (37.57 avg.)
- Career defense: 7 INTs

Jerry McGee

Elizabeth City, N.C.

1958

Opponent	C-A	Yds	TD	Int
South Carolina	— DNP —			
Virginia	— DNP —			
Illinois	— DNP —			
Baylor	— DNP —			
Notre Dame	— DNP —			
N.C. State	— DNP —			
Georgia Tech	— DNP —			
LSU	— DNP —			
Wake Forest	0-1	0	0	0
North Carolina	— DNP —			

1959

Opponent	C-A	Yds	TD	Int
South Carolina	0-1	0	0	0
Ohio State	0-0	0	0	0
Rice	0-0	0	0	0
Pittsburgh	0-0	0	0	0
Army	0-0	0	0	0
N.C. State	0-0	0	0	0
Georgia Tech	0-0	0	0	0
Clemson	0-0	0	0	0
Wake Forest	0-0	0	0	0
North Carolina	0-0	0	0	0

Year	G/GS	Cmp	Att	Pct.	Yards	TD	Int
1958	1/0	0	1	.000	0	0	0
1959	10/0	0	1	.000	0	0	0
1960	10/0	0	0	.000	0	0	0
Total	21/0	0	2	.000	0	0	0

- Born December 1, 1938
- Jersey #11
- Lettered two seasons (1959-60)
- Reserve QB in 1958; moved to fullback in 1959
- Rushed three times for 10 yards in Duke's 7-6 win over Arkansas in the Cotton Bowl on January 2, 1961
- Career rushing: 63-254 (4.03 avg.; 1 TD)
- Career receiving: 1-7 (7.0 avg.)
- Career kickoff return: 3-32 (10.67 avg.)
- Career defense: 2 INTs
- Served as the head coach at Edenton Holmes (N.C.) High School, winning two state championships
- Served assistant coaching stints at Kansas State, Southern Illinois, East Carolina and Duke
- Member of the North Carolina High School Athletic Association Hall of Fame, the National High School Hall of Fame, the National Interscholastic Administrators Association Hall of Fame and the North Carolina Sports Hall of Fame

Pryor Millner

Danville, Va.

1956

Opponent	C-A	Yds	TD	Int
South Carolina	0-0	0	0	0
Virginia	2-3	16	1	0
Tennessee	1-1	7	0	0
SMU	0-1	0	0	0
Pittsburgh	0-1	0	0	1
N.C. State	3-4	53	1	0
Georgia Tech	— DNP —			
Navy	0-0	0	0	0
Wake Forest	— DNP —			
North Carolina	— DNP —			

1957

Opponent	C-A	Yds	TD	Int
South Carolina	— DNP —			
Virginia	1-3	14	0	0
Maryland	0-0	0	0	0
Rice	— DNP —			
Wake Forest	0-3	0	0	0
N.C. State	1-1	28	0	0
Georgia Tech	0-0	0	0	0
Navy	0-0	0	0	0
Clemson	0-0	0	0	0
North Carolina	0-0	0	0	0

1958

Opponent	C-A	Yds	TD	Int
South Carolina	0-0	0	0	0
Virginia	1-1	7	0	0
Illinois ¹	0-0	0	0	0
Baylor	0-0	0	0	0
Notre Dame	3-5	30	0	0
N.C. State	0-2	0	0	0
Georgia Tech	0-0	0	0	0
LSU	0-0	0	0	0
Wake Forest	1-2	9	0	0
North Carolina	1-2	8	0	0

Year	G/GS	Cmp	Att	Pct.	Yards	TD	Int
1956	7/0	6	10	.600	76	2	1
1957	8/0	2	7	.286	42	0	0
1958	10/1	6	12	.500	54	0	0
Total	25/1	14	29	.483	172	2	1

- Born January 27, 1937
- Jersey #16
- Lettered three seasons (1956-57-58)
- No. 2 QB in 1957 & 1958 behind Bob Brodhead
- Lone career start came on October 4, 1958, against Illinois; did not attempt a pass in the 15-13 home win
- In Duke's 48-21 loss to Oklahoma in the Orange Bowl on January 1, 1958, completed 1-of-3 (.333) passes for 33 yards
- Duke captain, 1958
- Career rushing: 60-140 (2.33 avg.; 3 TDs)
- Career kickoff return: 2-50 (25.00 avg.)
- Career punt return: 5-29 (5.80 avg.)
- Career punting: 17-496 (29.18 avg.)
- Career defense: 17 INTs

Jordan Moore

Sykesville, Md.

2021

Opponent	C-A	Yds	TD	Int
Charlotte	0-0	0	0	0
N.C. A&T	1-4	-4	0	0
Northwestern	1-1	36	0	0
Kansas	0-0	0	0	0
North Carolina	0-0	0	0	0
Georgia Tech	0-0	0	0	0
Virginia	0-0	0	0	0
Wake Forest	0-0	0	0	0
Pittsburgh	- DNP -			
Virginia Tech	6-12	63	1	0
Louisville	1-2	0	0	0
Miami	- DNP -			

Year	G/GS	Cmp	Att	Pct.	Yards	TD	Int
2021	10/0	9	19	.474	95	1	0
Total	10/0	9	19	.474	95	1	0

- Born April 18, 2002
- Jersey #8
- Lettered one season (2021)
- Collegiate debut came on September 3, 2021, against Charlotte; rushed once for 38 yards (38.00) in a 31-28 road loss
- On November 13, 2021 against Virginia Tech, posted the 13th-highest single-game rushing yardage total by a QB in Duke history with 113 yards and one TD on 17 attempts in a 48-17 road loss; also completed six-of-12 (.500) pass attempts for 63 yards with one TD against the Hokies
- Career rushing: 44-221 (5.02 avg.; 3 TDs)

Bob Murray

Woodmere, N.Y.

1954

Opponent	C-A	Yds	TD	Int
Pennsylvania	0-1	0	0	0
Tennessee	- DNP -			
Purdue	- DNP -			
Army	- DNP -			
N.C. State	1-4	8	0	1
Georgia Tech	- DNP -			
Navy	2-3	21	0	0
Wake Forest	- DNP -			
South Carolina	- DNP -			
North Carolina	0-1	0	0	1

1955

Opponent	C-A	Yds	TD	Int
N.C. State	- DNP -			
Tennessee	- DNP -			
William & Mary	1-2	7	0	0
Ohio State	- DNP -			
Pittsburgh	0-1	0	0	0
Georgia Tech	1-2	7	0	1
Navy	- DNP -			
South Carolina	2-2	16	0	0
Wake Forest	- DNP -			
North Carolina	- DNP -			

Year	G/GS	Cmp	Att	Pct.	Yards	TD	Int
1954	4/0	3	9	.333	29	0	2
1955	4/0	4	7	.571	30	0	1
Total	8/0	7	16	.438	59	0	3

- Born May 7, 1934
- Jersey #19
- Lettered two seasons (1954-55)
- Freshman team in 1952; did not see game action in 1953
- Third string QB in 1954 & 1955
- Career rushing: 9-27 (3.00 avg.; 1 TD)

Mike Muschamp

Gainesville, Fla.

1985

Opponent	C-A	Yds	TD	Int
Northwestern	0-0	0	0	0
West Virginia	0-0	0	0	0
Ohio	11-18	134	0	2
Virginia	0-0	0	0	0
South Carolina	0-0	0	0	0
Clemson	0-0	0	0	0
Maryland	0-0	0	0	0
Georgia Tech	0-0	0	0	0
Wake Forest	0-0	0	0	0
N.C. State	0-0	0	0	0
North Carolina	0-0	0	0	0

1986

Opponent	C-A	Yds	TD	Int
Northwestern	0-0	0	0	0
Georgia	0-0	0	0	0
Ohio	0-0	0	0	0
Virginia	0-0	0	0	0
Vanderbilt	0-0	0	0	0
Clemson	0-0	0	0	0
Maryland	0-0	0	0	0
Georgia Tech	0-0	0	0	0
Wake Forest	0-0	0	0	0
N.C. State	0-0	0	0	0
North Carolina	0-0	0	0	0

Year	G/GS	Cmp	Att	Pct.	Yards	TD	Int
1985	11/0	11	18	.611	134	0	2
1986	11/0	0	0	.000	0	0	0
Total	22/0	11	18	.611	134	0	2

- Born February 9, 1964
- Jersey #8
- Lettered two seasons (1985-86)
- Against Ohio on September 21, 1985, came off the bench in relief of starter Anthony Dilweg (who was starting in place of injured Steve Slayden) and rallied Duke from a 13-7 deficit to a 34-13 victory by completing 11-of-18 (.611) passes for 134 yards with two INTs
- Career rushing: 8-6 (0.75 avg.; 1 TD)

Roger Neighborgall

Vienna, Va.

1973

Opponent	C-A	Yds	TD	Int
Tennessee	- DNP -			
Washington	- DNP -			
Virginia	- DNP -			
Purdue	- DNP -			
Tulane	- DNP -			
Clemson	4-7	115	1	0
Maryland ¹	9-19	143	1	1
Georgia Tech	- DNP -			
Wake Forest	2-7	32	0	2
N.C. State	- DNP -			
North Carolina	1-1	14	0	0

1974

Opponent	C-A	Yds	TD	Int
N.C. State ²	2-9	30	0	0
South Carolina	- DNP -			
Virginia	- DNP -			
Purdue	- DNP -			
Army	- DNP -			
Clemson	- DNP -			
Florida	0-7	0	0	2
Georgia Tech	- DNP -			
Wake Forest	- DNP -			
Maryland	- DNP -			
North Carolina	- DNP -			

Year	G/GS	Cmp	Att	Pct.	Yards	TD	Int
1973	4/1	16	34	.471	304	2	3
1974	2/1	2	16	.125	30	0	2
Total	6/2	18	50	.360	334	2	5

- Born February 6, 1954
- Jersey #5
- Lettered two seasons (1973-74)
- Moved to wide receiver for senior season (1975)
- Career rushing: 17-(-44) (-2.59 avg.)

Dale Oostdyk

Clifton, N.J.

1976

Opponent	C-A	Yds	TD	Int
Tennessee	0-0	0	0	0
South Carolina	0-0	0	0	0
Virginia	0-0	0	0	0
Pittsburgh	0-1	0	0	1
Miami	0-0	0	0	0
Clemson	0-0	0	0	0
Maryland	0-0	0	0	0
Georgia Tech	0-0	0	0	0
Wake Forest	0-0	0	0	0
N.C. State	0-0	0	0	0
North Carolina	0-0	0	0	0

1977

Opponent	C-A	Yds	TD	Int
East Carolina	0-0	0	0	0
Michigan	0-0	0	0	0
Virginia	2-6	42	0	0
Navy	0-1	0	0	1
South Carolina	0-0	0	0	0
Clemson	0-0	0	0	0
Maryland	0-0	0	0	0
Georgia Tech	0-0	0	0	0
Wake Forest	1-1	10	0	0
N.C. State	0-0	0	0	0
North Carolina	0-0	0	0	0

Year	G/GS	Cmp	Att	Pct.	Yards	TD	Int
1976	11/0	0	1	.000	0	0	1
1977	11/0	3	8	.375	52	0	1
Total	22/0	3	9	.333	52	0	2

- Born April 19, 1956
- Jersey #4
- Lettered two seasons (1976-77)
- Played on the JV team in 1974, completing 30-of-51 (.588) passes for 489 yards and four TDs
- Reserve QB and holder for placement kicks
- Career rushing: 3-10 (3.33 avg.)

Todd Orvald

Wyncote, Pa.

1964

Opponent	C-A	Yds	TD	Int
South Carolina	- DNP -			
Virginia	0-2	0	0	0
Maryland	- DNP -			
N.C. State	- DNP -			
Army	- DNP -			
Georgia Tech	- DNP -			
Wake Forest	- DNP -			
Navy	- DNP -			
North Carolina	- DNP -			
Tulane	- DNP -			

1965

Opponent	C-A	Yds	TD	Int
Virginia	0-0	0	0	0
South Carolina	1-2	25	0	0
Rice	2-4	19	0	0
Pittsburgh	0-0	0	0	0
Clemson	- DNP -			
Illinois	6-9	80	0	1
Georgia Tech ¹	17-27	237	3	3
N.C. State ²	12-25	125	0	3
Wake Forest ³	8-11	151	3	0
North Carolina ⁴	16-25	197	1	0

1966

Opponent	C-A	Yds	TD	Int
West Virginia ⁵	3-9	23	0	0
Pittsburgh	5-8	41	0	1
Virginia ⁶	4-12	57	0	1
Maryland ⁷	2-5	25	0	0
Clemson	- DNP -			
N.C. State	- DNP -			
Georgia Tech	- DNP -			
Navy	- DNP -			
Notre Dame	3-12	27	0	1
North Carolina	- DNP -			

Year	G/GS	Cmp	Att	Pct.	Yards	TD	Int
1964	1/0	0	2	.000	0	0	0
1965	9/4	62	103	.602	834	7	7
1966	5/3	17	46	.370	173	0	3
Total	15/7	79	151	.523	1,007	7	10

- Born January 1, 1945
- Jersey #19
- Lettered two seasons (1965-66)
- Moved into the starting lineup in week seven of the 1965 season when starter Scotty Glacken suffered an injury against Illinois
- First career start came on October 30, 1965, against Georgia Tech; completed 17-of-27 (.630) passes for 237 yards with three TDs and three INTs in a 35-23 road loss
- Over the final four games of the year, completed 53-of-88 (.602) passes for 710 yards with six TDs and six INTs
- Led the ACC in TD passes (7) and pass completion percentage (.602) in 1965
- Started three of the first four games in 1966
- Career rushing: 88-105 (1.19 avg.; 1 TD)

Joe Pickens

Brooklyn, Ohio

1993

Opponent	C-A	Yds	TD	Int
Florida State ¹	6-21	53	0	1
Rutgers	- DNP -			
Army	- DNP -			
Virginia	11-21	79	0	2
Tennessee	8-19	126	1	1
Clemson	- DNP -			
Maryland ²	4-16	59	0	0
Wake Forest	- DNP -			
Georgia Tech	6-10	96	1	1
N.C. State	- DNP -			
North Carolina	- DNP -			

1994

Opponent	C-A	Yds	TD	Int
Maryland	1-1	16	0	0
East Carolina	- DNP -			
Army	4-7	97	1	1
Georgia Tech	- DNP -			
Navy	1-2	2	0	0
Clemson	- DNP -			
Wake Forest	2-2	49	1	0
Florida State	3-6	12	0	0
Virginia	0-0	0	0	0
N.C. State	- DNP -			
North Carolina	- DNP -			

Year	G/GS	Cmp	Att	Pct.	Yards	TD	Int
1993	5/2	35	87	.402	413	2	5
1994	6/0	11	18	.611	176	2	1
Total	11/2	46	105	.438	589	4	6

- Born February 11, 1972
- Jersey #13
- Lettered two seasons (1993-94)
- Member of the football program at Ohio State in 1990-91
- Redshirted in 1990
- In 1991, played in three games and completed 1-of-5 (.200) passes for 34 yards
- Academic All-Big Ten selection in 1991
- Transferred to Duke and sat out the 1992 season per NCAA regulations
- First career start came on September 4, 1993, against No. 1 Florida State; completed 6-of-21 (.286) passes for 53 yards with one INT in a 45-7 home loss
- Career rushing 15-56 (3.73 avg.; 1 TD)

Steve Prince

Roscoe, Ill.

1990

Opponent	C-A	Yds	TD	Int
South Carolina	0-0	0	0	0
Northwestern	0-0	0	0	0
Virginia	3-4	35	0	1
Clemson	0-0	0	0	0
Army	0-0	0	0	0
Western Carolina	1-2	20	0	1
Maryland	0-0	0	0	0
Georgia Tech	0-0	0	0	0
Wake Forest	0-1	0	0	0
N.C. State	0-0	0	0	0
North Carolina	0-0	0	0	0

1991

Opponent	C-A	Yds	TD	Int
South Carolina	0-0	0	0	0
Rutgers	0-0	0	0	0
Colgate	1-2	13	0	0
Virginia	3-6	59	0	1
Vanderbilt	1-1	4	0	0
Maryland	0-0	0	0	0
Georgia Tech	0-3	0	0	0
Wake Forest	0-0	0	0	0
N.C. State	0-0	0	0	0
North Carolina	0-0	0	0	0
Clemson	0-0	0	0	0

1992

Opponent	C-A	Yds	TD	Int
Florida State ¹	4-10	54	0	1
Vanderbilt ²	21-37	241	1	4
Rice ³	9-18	77	1	0
Virginia ⁴	7-15	59	0	1
East Carolina	- DNP -			
Clemson	2-4	39	0	0
Maryland	7-12	127	0	0
Georgia Tech	- DNP -			
Wake Forest	8-24	98	0	0
N.C. State	9-23	127	1	2
North Carolina ⁵	23-40	268	4	1

Year	G/GS	Cmp	Att	Pct.	Yards	TD	Int
1989	11/0	0	0	.000	0	0	0
1990	11/0	4	7	.571	55	0	2
1991	11/0	5	12	.417	76	0	1
1992	9/5	90	183	.492	1,090	7	9
Total	42/5	99	202	.490	1,221	7	12

- Born November 5, 1970
- Jersey #11
- Lettered four seasons (1989-90-91-92)
- Served as the holder for placement kicks in all four seasons
- After seeing limited action as a reserve for three years, first career start came in the 1992 season-opener on September 5 against No. 4 Florida State; completed 4-of-10 (.400) passes for 54 yards with one INT in a 48-21 road loss; was removed from the game due to head and ankle injuries
- Started the first four games of the 1992 season before being replaced in the lineup by redshirt freshman Spence Fischer
- Started season finale against North Carolina on November 21, 1992; completed 23-of-40 (.575) passes for 268 yards with four TDs and one INT in a 31-28 home loss
- Career rushing: 36-(-13) (-0.36 avg.; 1 TD)
- Career punting: 2-86 (43.00 avg.)

Matt Rader

Yardley, Pa.

1996	Opponent	C-A	Yds	TD	Int
	Florida State	6-12	40	0	0
	Northwestern ¹	27-46	289	1	2
	Army	13-20	118	1	1
	Georgia Tech ²	13-26	144	1	1
	Navy	6-11	111	2	1
	Clemson ³	15-25	165	0	1
	Maryland	- DNP -			
	Virginia ⁴	5-10	38	0	0
	N.C. State	- DNP -			
	Wake Forest	- DNP -			
	North Carolina	- DNP -			

Year	G/GS	Cmp	Att	Pct.	Yards	TD	Int
1996	7/4	85	150	.567	905	5	6
Total	7/4	85	150	.567	905	5	6

- Born September 27, 1975
- Jersey #17
- Lettered one season (1996)
- Redshirted in 1994
- Did not see game action in 1995
- First career start came against Northwestern on September 14, 1996; completed 27-of-46 (.587) passes for 289 yards with one TD and two INTs in a 38-13 home loss
- Career rushing: 51(-6) (-0.12 avg.; 1 TD)
- Career punting: 3-119 (39.67 avg.)
- Following the 1996 season, was asked to move to LB by head coach Fred Goldsmith, but instead transferred to the University of Pennsylvania (enrolled in January, 1997)
- Played two seasons at Penn (1997-98)
- In 1997, completed 164-of-289 (.567) passes for 1,832 yards with five TDs and 11 INTs
- In 1998, helped Penn to Ivy League championship; completed 172-of-279 (.616) passes for 2,026 yards with 15 TDs and eight INTs
- Finished career ranking among Penn's all-time leaders in pass completions (4th; 336), passing yards (5th; 3,858) and passing TDs (9th; 20)
- 2nd team All-Ivy League, 1998
- 2nd team GTE Academic All-District, 1998
- NCAA Postgraduate scholarship recipient, 1998

Walt Rappold

Beckley, W.Va.

1959	Opponent	C-A	Yds	TD	Int
	South Carolina	- DNP -			
	Ohio State	- DNP -			
	Rice	- DNP -			
	Pittsburgh	- DNP -			
	Army ¹	- DNP -			
	N.C. State ²	- DNP -			
	Georgia Tech	- DNP -			
	Clemson ³	- DNP -			
	Wake Forest	- DNP -			
	North Carolina	0-0	0	0	0

1960	Opponent	C-A	Yds	TD	Int
	South Carolina	4-7	44	0	0
	Maryland	3-5	28	0	1
	Michigan	5-9	27	0	0
	N.C. State	7-13	67	0	0
	Clemson	2-3	16	0	0
	Georgia Tech	6-6	72	0	0
	Navy	0-4	0	0	1
	Wake Forest	1-1	21	0	0
	North Carolina	4-8	39	0	0
	UCLA	1-4	45	0	0

1961	Opponent	C-A	Yds	TD	Int
	South Carolina ¹	6-11	68	0	1
	Virginia ²	2-2	77	1	0
	Wake Forest ³	8-15	109	2	0
	Georgia Tech ⁴	0-2	0	0	1
	Clemson ⁵	7-10	112	1	0
	N.C. State ⁶	2-5	21	0	1
	Michigan ⁷	4-9	52	0	1
	Navy ⁸	6-10	157	1	0
	North Carolina ⁹	7-13	61	0	1
	Notre Dame ¹⁰	12-19	173	2	0

1962

Opponent	C-A	Yds	TD	Int
Southern California ¹	2-10	25	0	4
South Carolina ²	3-8	59	0	2
Florida ³	9-18	121	0	1
California ⁴	5-12	36	0	1
Clemson ⁵	4-5	53	0	0
N.C. State ⁶	12-17	134	2	1
Georgia Tech ⁷	8-17	138	0	1
Maryland ⁸	6-12	65	0	1
Wake Forest ⁹	4-7	16	0	0
North Carolina ²⁰	6-8	57	0	0

Year	G/GS	Cmp	Att	Pct.	Yards	TD	Int
1959	1/0	0	0	.000	0	0	0
1960	10/0	33	60	.550	359	3	5
1961	10/10	54	96	.563	830	7	5
1962	10/10	57	113	.504	696	2	11
Total	31/20	144	269	.535	1,885	12	21

- Born September 4, 1939
- Jersey #17
- Lettered three seasons (1960-61-62)
- In Duke's 7-6 win over Arkansas in the Cotton Bowl on January 2, 1961, threw an INT on his only pass attempt
- Started 20 consecutive games in 1961 & 1962
- First career start came in the season-opener on September 23, 1961, against South Carolina; completed six-of-11 (.545) passes for 68 yards with one INT in a 7-6 road win; engineered game-winning drive that resulted in a three-yard run by Dave Burch with 2:00 left in the fourth period
- Against Navy on November 11, 1961, completed six-of-10 (.600) passes for 157 yards with one TD (77 yards to Jay Wilkinson) and rushed five times for 67 yards and one TD (45 yards)
- On November 18, 1961, against North Carolina, directed game-winning drive that resulted in a 39-yard field goal by William Reynolds with two seconds remaining in the fourth period in a 6-3 home win
- In 1961, led the ACC in yards per play (7.2) and pass (8.6)
- On October 6, 1962, completed nine-of-18 (.500) passes for 121 yards with one INT as Duke erased a 21-0 halftime deficit to defeat Florida, 28-21
- On October 27, 1962, completed 12-of-17 (.706) passes for 134 yards with two TDs and one INT against N.C. State in a 21-14 road win; threw game-winning 15-yard TD pass to TE Stan Crismon with 1:20 left in the fourth period
- On November 24, 1962, completed 6-of-8 (.750) passes for 57 yards against North Carolina in a 16-14 road win; directed game-winning drive that resulted in a 20-yard field goal by William Reynolds with 46 seconds left in the game
- 2nd team All-ACC, 1961
- Career rushing: 107-293 (2.74 avg.; 6 TDs)
- Career kickoff return: 1-15 (15.00 avg.)
- Career punt return: 2-14 (7.00 avg.)
- Career defense: 3 INTs
- Selected in the ninth round (121st overall pick) of the 1962 NFL Draft by the Baltimore Colts
- Selected in the 26th round of the 1962 AFL Draft by the Dallas Texans

Billy Ray

Atlanta, Ga.

1989	Opponent	C-A	Yds	TD	Int
	South Carolina ¹	28-39	341	2	3
	Northwestern ²	18-27	295	4	1
	Tennessee ³	32-45	182	0	2
	Virginia ⁴	11-22	149	1	0
	Clemson ⁵	24-43	262	2	5
	Army ⁶	18-29	270	3	1
	Maryland ⁷	20-32	308	3	0
	Georgia Tech ⁸	23-37	228	0	2
	Wake Forest	- DNP -			
	N.C. State	- DNP -			
	North Carolina	- DNP -			

1990	Opponent	C-A	Yds	TD	Int
	South Carolina ⁴	11-25	121	0	2
	Northwestern ⁵	8-10	87	0	0
	Virginia	- DNP -			
	Clemson	- DNP -			
	Army	12-20	177	1	1
	Western Carolina ⁶	12-16	197	3	0
	Maryland ⁷	16-21	208	2	0
	Georgia Tech ⁸	19-32	220	1	1
	Wake Forest ⁹	13-23	164	1	1
	N.C. State ¹⁰	9-17	73	0	0
	North Carolina	- DNP -			

Year	G/GS	Cmp	Att	Pct.	Yards	TD	Int
1989	8/8	174	274	.635	2,035	15	14
1990	8/7	100	164	.610	1,247	8	5
Total	16/15	274	438	.626	3,282	23	19

- Born January 17, 1968
- Jersey #14
- Lettered two seasons (1989-90)
- Member of the football program at Alabama in 1986-87
- Redshirted in 1986
- In 1987, played in three games against Southwestern Louisiana, Tennessee and Notre Dame; completed 7-of-13 (.538) passes for 40 yards with one INT
- Top outing came in No. 10 Alabama's 37-6 road loss to No. 7 Notre Dame on November 14, 1987; completed 6-of-12 (.500) passes for 33 yards while rushing for 20 yards
- Transferred to Duke and sat out the 1988 season per NCAA regulations
- Earned starting slot in 1989 preseason camp
- First career start came on September 2, 1989, against South Carolina in the season-opener; completed 28-of-39 (.718) passes for 341 yards with two TDs and three INTs in a 27-21 road loss
- On September 30, 1989, against No. 7 Clemson, completed 24-of-43 (.558) passes for 262 yards with two TDs and five INTs as Duke upset the Tigers, 21-17; threw game-winning seven-yard TD pass to Chris Brown with 3:18 remaining in the fourth quarter
- Started the first eight games of the 1989 season before suffering shoulder injury against Georgia Tech on October 28
- Prior to the injury, was leading the ACC in passing (262.0 ypg)
- Missed the final three regular season games, but returned to start the All American Bowl against No. 24 Texas Tech on December 28, 1989; completed seven-of-11 (.636) passes for 69 yards with one INT while rushing three times for 19 yards in the 49-21 loss in Birmingham, Ala.
- Named Duke's starting QB for the 1990 season
- In week two against Northwestern on September 8, 1990, suffered pinched nerve and missed the next two games (Virginia & Clemson)
- Returned to action in week five against Army on October 6, 1990; completed 12-of-20 (.600) passes for 177 yards with one TD and one INT as Duke rallied from a 16-3 deficit in the fourth quarter for a 17-16 road win
- Started five straight games before suffering a back injury against N.C. State on November 10; would miss the season finale against North Carolina one week later
- Academic All-ACC selection, 1989
- Academic All-ACC selection, 1990
- Career rushing: 116-184 (1.59 avg.; 1 TD)
- Career receiving: 1-39 (39.00 avg.)
- Career punting: 2-31 (15.50 avg.)
- Participated in the Senior Bowl and Blue-Gray Football Classic

Sean Renfree

Scottsdale, Ariz.

2009

Opponent	C-A	Yds	TD	Int
Richmond	- DNP -			
Army	7-8	106	2	0
Kansas	14-23	115	1	0
N.C. Central	8-12	65	1	1
Virginia Tech	- DNP -			
N.C. State	- DNP -			
Maryland	- DNP -			
Virginia	- DNP -			
North Carolina	0-1	0	0	1
Georgia Tech	5-6	44	0	0
Miami	- DNP -			
Wake Forest	- DNP -			

2010

Opponent	C-A	Yds	TD	Int
Elon ¹	31-39	350	2	0
Wake Forest ²	28-44	358	4	3
Alabama ³	17-37	144	1	1
Army ⁴	17-30	261	2	3
Maryland ⁵	28-56	351	1	2
Miami	18-38	157	0	5
Virginia Tech ⁶	12-32	116	0	1
Navy ⁷	28-30	314	1	0
Virginia ⁸	17-29	219	1	0
Boston College ⁹	35-49	285	0	0
Georgia Tech ¹⁰	30-41	334	1	0
North Carolina ¹¹	24-39	242	1	2

2011

Opponent	C-A	Yds	TD	Int
Richmond ¹²	23-33	201	0	0
Stanford ¹³	19-27	179	0	0
Boston College ¹⁴	41-53	368	2	1
Tulane ¹⁵	21-30	278	1	1
FIU ¹⁶	28-43	335	2	0
Florida State ¹⁷	26-43	226	1	1
Wake Forest ¹⁸	28-45	213	0	1
Virginia Tech ¹⁹	17-35	204	0	3
Miami ²⁰	19-25	181	1	1
Virginia ²¹	21-38	303	1	1
Georgia Tech ²²	26-42	250	4	1
North Carolina ²³	13-20	153	2	1

2012

Opponent	C-A	Yds	TD	Int
FIU ²⁴	21-30	290	2	1
Stanford ²⁵	28-40	200	0	2
N.C. Central ²⁶	24-33	274	3	0
Memphis ²⁷	26-37	314	4	1
Wake Forest ²⁸	22-28	204	0	1
Virginia	- DNP -			
Virginia Tech ²⁹	20-33	235	1	1
North Carolina ³⁰	23-36	276	1	1
Florida State ³¹	13-21	92	0	0
Clemson ³²	23-39	240	1	0
Georgia Tech ³³	24-36	198	2	1
Miami ³⁴	36-59	432	4	0
Cincinnati ³⁵	37-49	358	1	2

Year	G/GS	Cmp	Att	Pct.	Yards	TD	Int
2009	5/0	34	50	.680	330	4	2
2010	12/11	285	464	.614	3,131	14	17
2011	12/12	282	434	.650	2,891	14	11
2012	12/12	297	441	.673	3,113	19	10
Total	41/35	898	1,389	.647	9,465	51	40

- Born April 28, 1990
- Jersey #19
- Lettered four seasons (2009-10-11-12)
- Redshirted in 2008
- Served as the No. 2 QB behind Thaddeus Lewis in 2009
- Came off the bench to lead Duke to a 35-19 come-from-behind victory at Army in first collegiate action on September 12, 2009; completed 7-of-8 (.875) passes for 106 yards and two TDs including a 17-yard toss to TE Brett Huffman on first pass attempt
- Suffered torn ACL on November 14, 2009, against Georgia Tech and underwent surgery on November 23, 2009
- First career start came on September 4, 2010, against Elon in the

season-opener; completed 31-of-39 (.795) passes for 350 yards with two TDs in a 41-27 home win

• Set school single-game record for pass attempts by a reserve (38) against Miami on October 16, 2010

• Set school single-game record for pass completion percentage (.933) by completing 28-of-30 passes against Navy on October 30, 2010; in the same game, equaled the school record for consecutive pass completions with 16 (D. Bryant vs. N.C. State, 2000)

• Had 173 consecutive pass attempts without an INT over weeks 8-12 in the 2010 season, the then second-longest streak in school history

• In 2010, ranked among the ACC leaders in pass completions per game (1st; 23.75), total offensive yards per game (2nd; 257.0), passing yards per game (3rd; 260.9), touchdown passes (6th; 14) and passing efficiency (7th; 120.73); nationally, ranked 10th in pass completions per game, 21st in passing yards per game and tied for 33rd in passing efficiency

• In 2010, 2011 & 2012, matched then school single-season record for most 100-yard passing games (12)

• Set school single-game record for pass completions (41) against Boston College on September 17, 2011

• ACC Offensive Back of the Week after completing 28-of-43 (.651) passes for 335 yards and two TDs in a 31-27 road win over FIU on October 1, 2011

• In 2011, set school single-season record for pass completion percentage (.650); in 2012, broke own school single-season record for pass completion percentage (.673)

• In 2011, ranked among the ACC leaders in pass completions per game (1st; 23.50), passing yards per game (2nd; 240.9), total offensive yards per game (3rd; 236.1) and passing efficiency (126.51); nationally, ranked 19th in pass completions per game, 26th in pass completion percentage (.650) and 29th in passing yards per game

• Suffered arm injury on September 29, 2012, against Wake Forest and missed the following week's game versus Virginia

• ACC Offensive Back of the Week pick after completing 23-of-36 (.639) passes for 276 yards with one TD in a 33-30 home win over North Carolina on October 20, 2012; against the Tar Heels, engineered game-winning, 14-play, 87-yard scoring drive in the final 3:12 of the fourth quarter for a 5-yard TD pass to Jamison Crowder on 4th-and-2 with 13 seconds remaining; on the drive, hit on 8-of-11 passes for 78 yards while converting three 3rd down chances

• Suffered head injury on October 27, 2012, at No. 11 Florida State; missed the second half of action in a 48-7 road loss

• ACC Offensive Back of the Week pick after completing 36-of-59 (.610) passes for 432 yards with 4 TDs in a 52-45 home loss to Miami on November 24, 2012; set school record for most pass attempts without an interception; matched school record for TD passes in a half with 4 (2nd half)

• Set school and ACC record while matching NCAA standard for longest pass completion with 99-yard TD toss to Jamison Crowder vs. Miami on November 24, 2012

• In Belk Bowl on December 27, 2012, completed 37-of-49 (.755) passes for 358 yards with 1 TD & 2 INTs in 48-34 loss to Cincinnati; established Belk Bowl records for pass attempts, pass completions & passing yardage

• Suffered injury on December 27, 2012, in 48-34 loss to Cincinnati in Belk Bowl; underwent surgery to repair torn right pectoralis major muscle on December 28, 2012

• In 2012, ranked among the ACC leaders in pass completions per game (2nd; 24.75), passing yards per game (5th; 259.4), passing efficiency (5th; 136.3) and total offensive yards per game (7th; 255.2) and; nationally, ranked 14th in pass completions per game, 30th in passing yards per game and 33rd in total passing yardage (3,113)

• Engineered four fourth quarter, game-winning scoring drives against Virginia (2010), Boston College (2011), FIU (2011) & North Carolina (2012)

• Finished career holding or sharing 25 school records including career standards for pass completions, pass completions per game (21.90), pass completion percentage, total offensive yards per game (226.78), passing yards per game (230.85), most games with 4+ touchdown passes (4), most games with 200+ passing yards (28), most games with 300+ passing yards (11; tied with Thaddeus Lewis), most touchdown passes of 50+ yards (10), most games with 20+ pass completions (26), most games with 30+ pass completions (6), most consecutive games with 10+ pass completions (36) and most seasons with 3,000+ passing yards (2; tied with Ben Bennett)

• Finished career among the ACC all-time leaders in pass completions (3rd), 300-yard passing games (4th), pass completion percentage (6th) and passing yardage (7th)

- Duke MVP, 2010
- Academic All-ACC, 2010
- Duke captain, 2011
- Academic All-ACC, 2011
- Counselor, Manning Passing Academy, 2011
- Duke captain, 2012

- Duke MVP, 2012
- Academic All-ACC, 2012
- Capital One Academic All-District III, 2012
- Recipient, National Football Foundation Scholar-Athlete Award, 2012
- Recipient, Pop Warner National College Football Award, 2012
- Recipient, ACC Jim Tatum Award, 2012
- Finalist, NFF William V. Campbell Trophy, 2012
- Finalist, Senior CLASS Award, 2012
- Member, AFCA Good Works Team, 2012
- Counselor, Manning Passing Academy, 2012
- Career rushing: 152-(-142) (-0.93 avg.; 9 TD)
- Invited to participate in the East-West Shrine Game on January 19, 2013, in Tampa, Fla., but did not play due to injury
- Participated in the NFL Combine on February 20-26, 2013, in Indianapolis, Ind., but did not perform physical activities due to injury
- Seventh round selection (249th overall pick) of the Atlanta Falcons in the 2013 NFL Draft (April 27, 2013)
- Suffered shoulder injury in preseason home 20-16 home loss to Jacksonville on August 29, 2013
- On August 30, 2013, placed on injured reserve for the duration of the season
- Made NFL debut on October 4, 2015, against Houston; did not attempt a pass while rushing once for minus-4 yards in a 48-21 home win
- Waived by the Atlanta Falcons on August 26, 2016
- Signed by the Tampa Bay Buccaneers on January 30, 2017
- Cut by the Tampa Bay Buccaneers on May 19, 2017

Career NFL Passing Statistics

> Atlanta Falcons (2013-16)

> Tampa Bay Buccaneers (2017)

Year	G/GS	Cmp	Att	Pct.	Yards	TD	Int
2015	2/0	3	7	.429	11	0	1
Total	2/0	3	7	.429	11	0	1

Spencer Romine

Cullman, Ala.

1997

Opponent	C-A	Yds	TD	Int
N.C. State	- DNP -			
Northwestern	2-7	5	0	0
Army ¹	12-20	159	1	2
Navy ²	11-19	151	2	1
Maryland ³	1-3	9	0	0
Florida State	- DNP -			
Virginia	- DNP -			
Wake Forest	0-1	0	0	0
Clemson ⁴	8-15	108	0	0
Georgia Tech	- DNP -			
North Carolina	- DNP -			

1998

Opponent	C-A	Yds	TD	Int
Western Carolina ⁵	12-23	190	2	0
Northwestern ⁶	20-37	303	1	0
Florida State ⁷	4-13	41	0	2
Virginia ⁸	13-29	102	0	3
Georgia Tech ⁹	12-21	149	0	1
Wake Forest ¹⁰	3-8	23	0	0
N.C. State ¹¹	2-5	18	0	0
Clemson	- DNP -			
Vanderbilt	- DNP -			
Maryland	1-5	20	0	0
North Carolina	4-6	16	0	0

1999

Opponent	C-A	Yds	TD	Int
East Carolina ¹²	19-40	231	0	3
Northwestern	- DNP -			
Vanderbilt	- DNP -			
Florida State	- DNP -			
Virginia ¹³	16-35	246	1	2
Georgia Tech ¹⁴	25-43	294	1	1
N.C. State ¹⁵	19-38	265	1	2
Maryland ¹⁶	27-42	404	3	0
Clemson ¹⁷	8-18	107	0	2
Wake Forest	- DNP -			
North Carolina ¹⁸	9-27	91	0	3

2000

Opponent	C-A	Yds	TD	Int
East Carolina ¹⁹	8-16	75	0	2
Northwestern ²⁰	6-18	98	0	2
Virginia ²¹	18-36	198	0	1
Vanderbilt ²²	8-13	57	0	1
Clemson	- DNP -			
Florida State	- DNP -			
Georgia Tech	- DNP -			
Maryland	- DNP -			
Wake Forest	6-10	63	0	1
N.C. State	- DNP -			
North Carolina	7-23	122	1	2

Year	G/GS	Cmp	Att	Pct.	Yards	TD	Int
1997	6/4	34	65	.523	432	3	3
1998	9/7	71	147	.483	862	3	6
1999	7/7	123	243	.506	1,638	6	13
2000	6/4	53	116	.457	613	1	9
Total	28/22	281	571	.492	3,545	13	31

- Born November 8, 1977
- Jersey #14
- Lettered four seasons (1997-98-99-2000)
- Suffered knee injury as a true freshman (1996) and granted medical hardship
- Entered the 1997 season as the No. 3 QB, but was pressed into action due to injuries to both Bobby Campbell (starter in first two games) and David Green
- First career start came on September 20, 1997, against Army; completed 12-of-20 (.600) passes for 159 yards with one TD and two INTs in a 20-17 home win
- Started the next two games (Navy on September 27 & Maryland on October 4) before missing two games with groin and hip injuries; returned to throw one incomplete pass as a reserve against Wake Forest (October 25) before starting versus Clemson (November 8); did not see game action in either of the final two weeks
- Started the first seven games of the 1998 season before giving way to Bobby Campbell; sat out the next two games and returned for reserve action in final two weeks
- Started the season-opener on September 11, 1999, at East Carolina, but suffered shoulder injury in 27-9 loss to the Pirates and missed the next three games
- Returned to start against Virginia on October 9, 1999; completed 16-of-35 (.457) passes for 246 yards with one TD and two INTs in the 24-17 double OT win over the Cavaliers; threw 7-yard TD pass to Benjamin Watson in the second OT period for the win
- On October 16, 1999, completed 25-of-43 (.581) passes for 294 yards with one TD and one INT while rushing 14 times for 43 yards and three TDs against Georgia Tech in a 38-31 home loss
- Suffered broken foot against Clemson on November 6, 1999, and missed the Wake Forest game on November 13; returned to start the season finale at North Carolina on November 20
- Played the majority of the 1999 season with a broken clavicle and torn right rotator cuff
- Underwent successful shoulder surgery on January 7, 2000; missed spring practice but earned starting nod in preseason camp
- Started the first four games of the 2000 season before missing four straight weeks due to a concussion; played in reserve fashion in two of the final three weeks of the year
- GTE Academic All-District III, 1999
- Duke captain, 2000
- Career rushing: 171(-39) (-0.23 avg.; 6 TDs)
- Following graduation, attended University of Alabama-Birmingham medical school

Dennis Satyshur

Erie, Pa.

1969

Opponent	C-A	Yds	TD	Int
South Carolina	- DNP -			
Virginia	4-5	53	0	0
Pittsburgh	0-0	0	0	0
Wake Forest	- DNP -			
Maryland	1-3	11	0	0
N.C. State	- DNP -			
Georgia Tech	0-1	0	0	0
Clemson	0-0	0	0	0
Virginia Tech	3-5	19	1	1
North Carolina	- DNP -			

1970

Opponent	C-A	Yds	TD	Int
Florida	- DNP -			
Maryland	0-0	0	0	0
Virginia	1-3	1	0	0
Ohio State	1-1	21	0	0
West Virginia	- DNP -			
N.C. State	0-1	0	0	0
Clemson	0-0	0	0	0
Georgia Tech	0-0	0	0	0
Wake Forest	0-1	0	0	1
South Carolina	- DNP -			
North Carolina	0-0	0	0	0

1971

Opponent	C-A	Yds	TD	Int
Florida ¹	3-7	39	0	0
South Carolina ²	3-11	50	0	0
Virginia ³	5-5	61	1	0
Stanford ⁴	3-9	30	0	1
Clemson ⁵	8-17	130	0	3
N.C. State ⁶	7-10	133	1	0
Navy ⁷	4-9	60	0	3
Georgia Tech ⁸	6-14	97	0	1
West Virginia ⁹	2-2	31	0	0
Wake Forest	- DNP -			
North Carolina	- DNP -			

Year	G/GS	Cmp	Att	Pct.	Yards	TD	Int
1969	6/0	8	14	.571	83	1	1
1970	8/0	2	6	.333	22	0	1
1971	9/9	41	84	.488	631	2	8
Total	23/9	51	104	.490	736	3	10

- Born April 26, 1950
- Jersey #18
- Lettered three seasons (1969-70-71)
- Played on the freshman team in 1968, completing 32-of-65 (.492) for 424 yards with one TD while rushing for 143 yards and four TDs
- After two seasons behind starting QB Leo Hart, started first nine games of 1971 before suffering season-ending injury against West Virginia on November 6
- Duke captain, 1971
- Career rushing: 116(-38) (-0.33 avg.; 3 TDs)
- Lettered two seasons (1971-72) on the Duke golf team
- Placed tied for 21st (74-76-81-76=307) individually at the 1971 ACC Championship held at the Midland Valley Country Club (1st & 2nd rounds) in Aiken, S.C., and the Woodmont Country Club (3rd & 4th rounds) in Rockville, Md.; Duke finished 4th out of 8 schools
- Placed tied for eighth (77-79-74=230) individually at the 1972 ACC Championship held at the Willow Creek Country Club in High Point, N.C.; Duke finished 3rd out of 7 schools
- Served as an assistant football coach at Duke from 1974-75, coaching the wide receivers

Ron Sally

St. Louis, Mo.

1980

Opponent	C-A	Yds	TD	Int
East Carolina	- DNP -			
Auburn	- DNP -			
Virginia	- DNP -			
Indiana	- DNP -			
South Carolina	- DNP -			
Clemson	- DNP -			
Maryland	0-2	0	0	1
Georgia Tech	- DNP -			
Wake Forest	- DNP -			
N.C. State	- DNP -			
North Carolina	- DNP -			

1981

Opponent	C-A	Yds	TD	Int
Ohio State	3-11	29	0	1
South Carolina ¹	7-27	72	0	3
Virginia ²	18-36	336	2	2
East Carolina ³	15-23	223	1	0
Virginia Tech ⁴	4-13	11	0	1
Clemson	0-1	0	0	1
Maryland	- DNP -			
Georgia Tech	1-3	20	0	1
Wake Forest	2-2	29	1	0
N.C. State	6-16	103	1	1
North Carolina	5-9	65	1	1

1982

Opponent	C-A	Yds	TD	Int
Tennessee ⁵	1-5	22	0	0
South Carolina	- DNP -			
Virginia	3-5	49	1	1
Navy	- DNP -			
Virginia Tech	- DNP -			
Clemson	- DNP -			
Maryland	- DNP -			
Georgia Tech	- DNP -			
Wake Forest	- DNP -			
N.C. State	- DNP -			
North Carolina	- DNP -			

1983

Opponent	C-A	Yds	TD	Int
Virginia	- DNP -			
Indiana	- DNP -			
South Carolina	- DNP -			
Miami	- DNP -			
Virginia Tech	- DNP -			
Clemson	- DNP -			
Maryland	- DNP -			
Georgia Tech	- DNP -			
Wake Forest	0-1	0	0	1
N.C. State	- DNP -			
North Carolina	- DNP -			

1984

Opponent	C-A	Yds	TD	Int
Indiana	11-19	146	2	1
South Carolina	- DNP -			
Army ⁶	12-18	143	0	0
Virginia	- DNP -			
Virginia Tech ⁷	2-8	8	0	2
Clemson	- DNP -			
Maryland	- DNP -			
Georgia Tech	- DNP -			
Wake Forest	- DNP -			
N.C. State	- DNP -			
North Carolina	- DNP -			

Year	G/GS	Cmp	Att	Pct.	Yards	TD	Int
1980	1/0	0	2	.000	0	0	1
1981	10/4	61	131	.466	888	6	11
1982	2/1	4	10	.400	71	1	1
1983	1/0	0	1	.000	0	0	1
1984	3/2	25	45	.556	297	2	3
Total	17/7	90	189	.476	1,256	9	16

- Born January 1, 1963
- Jersey #19

- Lettered two seasons (1981-84)
- Started four straight games in 1981 (weeks 2-5) in place of injured starter Ben Bennett
- ACC Offensive Back of the Week after completing 18-of-36 (.500) passes for a career-high 336 yards and two TDs and two INTs against Virginia on September 26, 1981, in a 29-24 road win
- Started the season-opener at Tennessee on September 4, 1982, but played in just one other game due to ankle and shoulder injuries
- Granted medical hardship waiver in 1983 (shoulder)
- Came off the bench in the 1984 season-opener against Indiana (September 8), completing 11-of-19 (.579) passes for 146 yards with two TDs and one INT to help Duke from a 14-0 deficit to a 31-24 victory
- Missed the week two game against South Carolina (shoulder)
- Returned in week three to start against Army on September 29; completed 12-of-18 (.667) passes for 143 yards in a 13-9 road defeat
- Career rushing: 67-11 (0.16 avg.; 1 TD)
- Career receiving: 1-(-8) (-8.00 avg.)

Mike Schneider

Sharon, Pa.

2003	Opponent	C-A	Yds	TD	Int
	Virginia	5-9	73	0	0
	Western Carolina ¹	5-9	61	0	0
	Rice ²	16-31	188	2	1
	Northwestern ³	12-24	130	1	1
	Florida State ⁴	12-27	132	0	0
	Maryland ⁵	20-47	270	1	1
	Wake Forest ⁶	17-38	194	0	1
	N.C. State	- DNP -			
	Tennessee	- DNP -			
	Georgia Tech ⁷	3-9	79	0	1
	Clemson ⁸	2-4	3	0	1
	North Carolina	5-10	90	0	0

2004

Opponent	C-A	Yds	TD	Int
Navy ⁹	8-13	59	0	0
Connecticut	4-8	55	0	0
Virginia Tech ¹⁰	0-1	0	0	0
Maryland ¹¹	8-17	102	1	1
The Citadel ¹²	17-24	190	2	1
Georgia Tech ¹³	9-20	81	0	0
Virginia ¹⁴	18-29	191	2	1
Wake Forest ¹⁵	28-45	300	2	0
Florida State ¹⁶	19-31	155	0	3
Clemson ¹⁷	20-31	213	1	0
North Carolina ¹⁸	19-34	181	0	1

2005

Opponent	C-A	Yds	TD	Int
East Carolina ¹⁹	15-28	139	0	3
Virginia Tech ²⁰	4-14	14	0	0
VMI ²¹	8-17	69	0	0
Virginia ²²	2-5	21	0	1
Navy	4-8	41	0	0
Miami	- DNP -			
Georgia Tech	0-2	0	0	0
Florida State	- DNP -			
Wake Forest ²³	7-10	59	0	1
Clemson	- DNP -			
North Carolina	1-2	8	0	1

Year	G/GS	Cmp	Att	Pct.	Yards	TD	Int
2003	10/8	97	208	.466	1,220	4	6
2004	11/10	150	253	.593	1,527	8	7
2005	8/5	41	86	.477	351	0	6
Total	29/23	288	547	.527	3,098	12	19

- Born April 11, 1983
- Jersey #7
- Lettered three seasons (2003-04-05)
- Redshirted in 2002
- Missed half of 2003 spring practice due to surgery on right thumb
- In 2003, started six of the first seven games under head coach Carl Franks (dismissed on October 19), and shared snaps with Chris Dapolito and Adam Smith over the final five games under interim head coach Ted Roof
- First career start came on September 6, 2003, against Western Carolina; completed 5-of-9 (.556) passes for 61 yards in a 29-3 home win
- ACC Rookie of the Week after completing 16-of-31 (.516) passes for 188 yards with two TDs and one INT against Rice on September 13,

- 2003, in a 27-24 overtime home win
- Missed the N.C. State (October 25) and Tennessee (November 1) games in 2003 due to injury
- ACC Rookie of the Week after completing 5-of-10 (.500) passes for 90 yards in Duke's season-ending 30-22 road win over North Carolina on November 22, 2003
- In 2004, ranked 10th in the ACC in total offense (133.5 ypg) and third among starting QBs in fewest INTs (7)
- Started the first four games of the 2005 season before being replaced by true freshman Zack Asack; final collegiate start came on Senior Day against Wake Forest on October 29, 2005
- Academic All-ACC, 2004
- Career rushing: 179-111 (0.62 avg.; 3 TDs)
- Career receiving: 1-15 (15.00 avg.)
- Played final season (2006) of eligibility at Youngstown State, seeing action in nine games as a reserve; completed 9-of-15 (.600) passes for 121 yards with two TDs and one INT as the Penguins went 11-3 and advanced to the NCAA I-AA semifinals

Mark Schoettmer

Cincinnati, Ohio

1980	Opponent	C-A	Yds	TD	Int
	East Carolina	- DNP -			
	Auburn	- DNP -			
	Virginia	- DNP -			
	Indiana	- DNP -			
	South Carolina	- DNP -			
	Clemson	- DNP -			
	Maryland	- DNP -			
	Georgia Tech	- DNP -			
	Wake Forest	- DNP -			
	N.C. State	- DNP -			
	North Carolina	3-6	28	0	1

Year	G/GS	Cmp	Att	Pct.	Yards	TD	Int
1980	1/0	3	6	.500	28	0	1
Total	1/0	3	6	.500	28	0	1

- Born May 25, 1959
- Jersey #2
- Lettered one season (1980)
- Walk-on member of the JV team in 1977; completed only pass attempt for 29 yards
- Played on the JV team in 1979; completed 3-of-9 (.333) passes for 24 yards
- In only varsity appearance on November 22, 1980, completed 3-of-6 (.500) passes for 28 yards with one INT against North Carolina in a 44-21 road loss
- Career rushing: 1-(-2) (-2.00 avg.)
- Brother, Steve, lettered two seasons (1974-75) as a center on the Duke football team

Sean Schroeder

Laguna Niguel, Calif.

2011	Opponent	C-A	Yds	TD	Int
	Richmond	- DNP -			
	Stanford	- DNP -			
	Boston College	- DNP -			
	Tulane	0-0	0	0	0
	FIU	- DNP -			
	Florida State	- DNP -			
	Wake Forest	- DNP -			
	Virginia Tech	- DNP -			
	Miami	- DNP -			
	Virginia	- DNP -			
	Georgia Tech	- DNP -			
	North Carolina	- DNP -			

Year	G/GS	Cmp	Att	Pct.	Yards	TD	Int
2011	1/0	0	0	.000	0	0	0
Total	1/0	0	0	.000	0	0	0

- Born November 9, 1990
- Jersey #12
- Lettered one season (2011)
- Redshirted in 2009-10
- Graduated from Duke in May, 2012, and transferred to the University of Hawai'i with two years of eligibility remaining
- In 2012, played in 12 games with 11 starts as Hawai'i went 3-9; completed 175-of-344 (.509) pass attempts for 1,878 yards with 11

- TDs and 12 INTs
- In 2013, played in 11 games with nine starts as Hawai'i went 1-11; completed 233-of-376 (.620) pass attempts for 2,960 yards with 28 TDs and 14 INTs

Rich Searl

North Plainfield, N.J.

1971	Opponent	C-A	Yds	TD	Int
	Florida	0-0	0	0	0
	South Carolina	0-0	0	0	0
	Virginia	0-0	0	0	0
	Stanford	0-0	0	0	0
	Clemson	0-0	0	0	0
	N.C. State	0-0	0	0	0
	Navy	0-0	0	0	0
	Georgia Tech	0-0	0	0	0
	West Virginia	3-8	38	0	1
	Wake Forest ¹	5-15	72	0	0
	North Carolina ²	8-24	111	0	3

Year	G/GS	Cmp	Att	Pct.	Yards	TD	Int
1971	11/2	16	47	.340	221	0	4
Total	11/2	16	47	.340	221	0	4

- Born December 4, 1949
- Jersey #12
- Lettered three seasons (1969-70-71)
- Three-time 1st team All-ACC defensive back
- Pressed into QB duty as a senior in 1971; started the final two games of the season
- First career start at QB came on November 13, 1971, against Wake Forest; completed 5-of-15 (.333) passes for 72 yards in a 23-7 road loss
- Held Duke's career record for defensive INTs (16) until John Talley broke the standard with his 17th pick against Boston College on November 11, 2006
- Ranks fourth on Duke's chart for career INT return yards (197)
- Also returned punts for the Blue Devils, taking back 55 (4th all-time at Duke) career kicks for 479 yards
- Registered 173 tackles in 1970, a total that ranks second on Duke's single-season chart behind Mike Junkin's total of 188 in 1986
- Career rushing: 75-186 (2.48 avg.; 1 TD)
- Career kickoff return: 9-160 (17.78 avg.)
- Career punt return: 55-479 (8.71 avg.)
- Career defense: 16 INTs

Thomas Sirk

Glen St. Mary, Fla.

2014	Opponent	C-A	Yds	TD	Int
	Elon	5-7	40	0	0
	Troy	1-1	2	1	0
	Kansas	1-2	0	0	0
	Tulane	0-1	0	0	0
	Miami	- DNP -			
	Georgia Tech	0-0	0	0	0
	Virginia	1-1	3	1	0
	Pittsburgh	0-0	0	0	0
	Syracuse	0-0	0	0	0
	Virginia Tech	1-1	4	0	0
	North Carolina	0-0	0	0	0
	Wake Forest	1-1	18	1	0
	Arizona State	0-0	0	0	0

2015

Opponent	C-A	Yds	TD	Int
Tulane ¹	27-40	289	2	0
N.C. Central ²	15-22	315	3	0
Northwestern ³	24-39	150	0	1
Georgia Tech ⁴	17-25	114	1	2
Boston College ⁵	18-36	195	0	0
Army West Point ⁶	17-27	197	1	0
Virginia Tech ⁷	19-39	270	4	0
Miami ⁸	31-52	258	1	0
North Carolina ⁹	18-37	191	0	2
Pittsburgh	- DNP -			
Virginia ¹⁰	22-34	208	1	1
Wake Forest ¹¹	26-39	275	2	0
Indiana	17-37	163	1	2

Year	G/GS	Cmp	Att	Pct.	Yards	TD	Int
2014	12/0	10	14	.714	67	3	0
2015	12/12	251	427	.588	2,625	16	8
Total	24/12	261	441	.592	2,692	19	8

- Born September 24, 1993
- Jersey #1
- Lettered two seasons (2014-15)
- Enrolled at Duke in January, 2012
- Redshirted in 2012
- Missed the 2013 season after undergoing surgery on April 10, 2013, to repair a ruptured left Achilles tendon during spring practice
- No. 2 QB behind Anthony Boone in 2014
- Collegiate debut came on August 30, 2014, against Elon; completed 5-of-7 (.714) passes for 40 yards while rushing 8 times for 54 yards and 2 TDs in a 52-13 home win
- On October 18, 2014, against Virginia, threw game-winning 3-yard TD pass to David Reeves with 7:23 left in the fourth period in a 20-13 home win
- On November 1, 2014, against Pittsburgh, rushed for game-winning 5-yard TD in second OT period in 51-48 road win
- Only exclusive reserve QB (zero starts) in the nation to account for two game-winning, fourth quarter or overtime TDs in 2014
- Became the third player in Duke history to rush and throw for fourth quarter or overtime game-winning TDs in a single season, joining George Dutow in 1958 (16-yard run vs. Baylor & 10-yard pass to Wray Carlton vs. N.C. State) and Brandon Connette in 2013 (5-yard run vs. N.C. State, 22-yard pass to Issac Blakeney vs. Memphis & 47-yard pass to Braxton Deaver vs. Virginia)
- First career start came on September 3, 2015, against Tulane; completed 27-of-40 (.675) passes for 289 yards and two TDs while rushing 15 times for 68 yards in a 37-7 road win
- ACC Offensive Back of the Week, Manning Award Star of the Week and Davey O'Brien Award "Great 8" Performer of the Week after completing 19-of-39 (.487) passes for 270 yards and four TDs while rushing 18 times for 109 yards and the game-winning PAT in a 45-43 4 OT road win over Virginia Tech on October 24, 2015
- Co-MVP of the New Era Pinstripe Bowl (with RB Shaun Wilson) after completing 17-37 (.459) passes for 163 yards with one TD and two INTs while rushing 20 times for 155 yards and two TDs in the 44-41 OT win over Indiana on December 27, 2015
- In 2015, ranked among the ACC leaders in pass completions per game (2nd; 20.92), total offensive yards per game (3rd; 285.67), total points responsible per game (3rd; 12.50), total points responsible (4th; 150), rushing yards by a QB (4th; 803), passing yards per game (5th; 218.75), passing yards (6th; 2,625), TD passes (6th; 16), pass completion percentage (8th; .588), pass efficiency rating (10th; 199.04) and rushing yards per game (10th; 66.92); nationally, ranked 25th in total offensive yards per game, 27th in pass completions per game, 42nd in total points responsible, 43rd in total points responsible per game and 48th in passing yards per game; also one of four QBs nationally to post 800+ rushing yards and 2,500+ passing yards on the season, joining Greg Ward of Houston, Deshaun Watson of Clemson and Marquise Williams of North Carolina
- Set school record for most pass attempts without an INT to begin a career (93), breaking the previous mark of 69 set by Thaddeus Lewis
- Missed the contact portion of 2016 spring practice while recovering from surgery performed on February 10, 2016, to repair ruptured right Achilles tendon suffered the day before
- On August 25, 2016, suffered season-ending partial tear of left Achilles tendon during practice; underwent surgery to repair tendon on September 2, 2016
- On November 21, 2016, granted an extension of eligibility by the NCAA, providing a sixth season of eligibility
- On April 7, 2017, announced commitment to play sixth season of eligibility at East Carolina University
- In 11 games (7 starts) at East Carolina, completed 132-of-238 (.555) passes for 1,655 yards and nine TDs, rushed 64 times for 165 yards and three TDs and caught three passes for 28 yards
- AAC Offensive Player of the Week after completing 30-of-39 (.769) passes for 426 yards and three TDs in a 41-38 road win over Connecticut on September 24, 2017
- Signed free agent contract with New York Giants on April 29, 2018
- Academic All-ACC, 2014
- Counselor, Manning Passing Academy, 2015
- Academic All-ACC, 2015
- CoSIDA Academic All-District III, 2015
- Counselor, Manning Passing Academy, 2016
- Team captain, 2016
- Semifinalist, National Football Foundation William V. Campbell Trophy, 2017
- National Football Foundation Hampshire Honor Society, 2018
- Career rushing: 210-1,041 (4.96 avg.; 16 TDs)

Steve Slayden

Atlanta, Ga.

Opponent	C-A	Yds	TD	Int
Indiana	- DNP -			
South Carolina	13-20	153	0	0
Army	- DNP -			
Virginia ¹	13-25	108	0	3
Virginia Tech	0-2	0	0	1
Clemson	9-17	143	1	1
Maryland	8-19	133	1	0
Georgia Tech ²	19-35	153	0	0
Wake Forest ³	14-24	142	1	2
N.C. State ⁴	10-18	106	0	0
North Carolina ⁵	27-42	291	1	2

1985

Opponent	C-A	Yds	TD	Int
Northwestern ⁶	21-28	229	2	0
West Virginia ⁷	16-32	197	1	1
Ohio	- DNP -			
Virginia ⁸	18-33	208	1	1
South Carolina ⁹	18-31	143	0	3
Clemson ¹⁰	24-33	218	0	2
Maryland ¹¹	11-22	137	1	2
Georgia Tech ¹²	17-32	222	0	1
Wake Forest ¹³	16-26	166	1	1
N.C. State ¹⁴	12-23	169	1	1
North Carolina ¹⁵	20-34	248	3	1

1986

Opponent	C-A	Yds	TD	Int
Northwestern ¹⁶	13-20	120	1	1
Georgia ¹⁷	17-34	159	1	2
Ohio ¹⁸	18-22	213	2	0
Virginia ¹⁹	15-23	220	3	1
Vanderbilt ²⁰	18-29	199	0	1
Clemson ²¹	22-40	199	0	1
Maryland ²²	24-42	250	2	2
Georgia Tech ²³	7-21	46	0	4
Wake Forest ²⁴	13-24	170	1	1
N.C. State ²⁵	17-27	103	1	0
North Carolina ²⁶	19-31	235	3	2

1987

Opponent	C-A	Yds	TD	Int
Colgate ²⁷	15-30	239	2	2
Northwestern ²⁸	18-35	269	1	4
Vanderbilt ²⁹	19-29	297	4	1
Virginia ³⁰	26-44	236	0	2
Rutgers ³¹	10-24	97	0	2
Clemson	- DNP -			
Maryland ³²	31-42	373	1	1
Georgia Tech ³³	31-50	396	6	0
Wake Forest ³⁴	24-43	281	1	1
N.C. State ³⁵	33-62	458	3	1
North Carolina ³⁶	23-36	278	2	2

Year	G/GS	Cmp	Att	Pct.	Yards	TD	Int
1984	9/5	113	202	.559	1,229	4	9
1985	10/10	173	294	.588	1,937	10	13
1986	11/11	183	313	.585	1,914	14	15
1987	10/10	230	395	.582	2,924	20	16
Total	40/36	699	1,204	.581	8,004	48	53

- Born January 22, 1966
- Jersey #6 (1984-85-86) & #7 (1987)
- Lettered four seasons (1984-85-86-87)
- First career start came on October 6, 1984, against Virginia; completed 13-of-25 (.520) passes for 108 yards with three INTs in a 38-10 home loss
- ACC Rookie of the Week after completing 14-of-24 (.583) passes for 142 yards with one TD and two INTs against Wake Forest on November 10, 1984, in a 20-16 home loss
- ACC Rookie of the Week after completing 27-of-42 (.643) passes for 291 yards with one TD and two INTs against North Carolina on November 24, 1984, in a 17-15 home loss
- Started 10 games in 1985, missing the Ohio contest due to shoulder injury
- In 1985, led the ACC in pass completion percentage (.588) and ranked third in total offense (201.9 ypg)
- ACC Offensive Back of the Week after completing 31-of-50 (.620)

- pass attempts for 396 yards and an ACC single-game record six TDs against Georgia Tech on October 31, 1987, in a 48-14 home win
- On November 14, 1987, against N.C. State, matched school single-game record with 62 pass attempts in a 47-45 home loss
- Led the ACC in total offense in 1987 (269.8)
- Academic All-ACC selection, 1987
- Career rushing: 342-125 (0.37 avg.; 8 TDs)
- Selected in the 12th round (328th overall pick) of the 1988 NFL Draft by the Cleveland Browns

Adam Smith

Orinda, Calif.

Opponent	C-A	Yds	TD	Int
Florida State	4-4	27	0	0
Rice	- DNP -			
Northwestern	0-4	0	0	1
Virginia	0-1	0	0	0
Georgia Tech	- DNP -			
Wake Forest	- DNP -			
Maryland	1-2	3	0	0
Vanderbilt	- DNP -			
N.C. State	- DNP -			
North Carolina	0-2	0	0	0
Clemson	- DNP -			

2002

Opponent	C-A	Yds	TD	Int
East Carolina ¹	5-11	52	0	0
Louisville ²	12-21	140	0	0
Northwestern ³	13-26	188	2	1
Florida State ⁴	11-18	124	0	0
Navy ⁵	11-17	144	2	0
Virginia ⁶	26-42	256	2	0
Wake Forest ⁷	8-15	52	0	1
N.C. State ⁸	28-41	353	1	0
Maryland ⁹	12-23	109	0	2
Clemson ¹⁰	23-44	290	3	3
Georgia Tech ¹¹	13-33	146	0	2
North Carolina ¹²	12-17	177	2	0

2003

Opponent	C-A	Yds	TD	Int
Virginia ¹³	6-20	47	0	0
Western Carolina	13-20	120	2	0
Rice	- DNP -			
Northwestern	8-15	78	0	0
Florida State	2-3	24	0	0
Maryland	- DNP -			
Wake Forest	6-11	73	0	0
N.C. State ¹⁴	9-17	103	0	0
Tennessee ¹⁵	5-8	43	0	0
Georgia Tech	- DNP -			
Clemson	- DNP -			
North Carolina	- DNP -			

Year	G/GS	Cmp	Att	Pct.	Yards	TD	Int
2001	5/0	5	13	.385	30	0	1
2002	12/12	174	308	.565	2,031	12	9
2003	7/3	49	94	.521	488	2	0
Total	24/15	228	415	.549	2,549	14	10

- Born January 17, 1982
- Jersey #16
- Lettered three seasons (2001-02-03)
- Redshirted in 2000
- Became Duke's starter in 2002 when incumbent starter D. Bryant was declared academically ineligible on July 12, 2002
- First career start came on August 31, 2002; completed 5-of-11 (.455) passes for 52 yards in a 23-16 home win over East Carolina as Duke snapped a 23-game losing streak
- Started the season-opener in 2003, but was replaced in the lineup by redshirt freshman Mike Schneider in week 2
- After the dismissal of head coach Carl Franks on October 19, 2003, earned starts in the first two games under interim head coach Ted Roof in weeks 8 and 9, but did not see action in the final three contests of the year
- Career rushing: 88-(-158) (-1.80 avg.; 2 TDs)
- Career receiving: 1-(-12) (-12.00 avg.)
- Transferred and played final season of eligibility (2004) at Western Illinois, seeing action in six games; completed 47-of-91 (.516) passes for 570 yards with two TDs and one INT as the Leathernecks went 4-7

Richard Sommers

Kingsport, Tenn.

1950

Opponent	C-A	Yds	TD	Int
South Carolina	0-0	0	0	0
Pittsburgh	0-0	0	0	0
Tennessee	0-0	0	0	0
N.C. State	0-0	0	0	0
Richmond	0-0	0	0	0
Maryland	0-0	0	0	0
Georgia Tech	0-0	0	0	0
Wake Forest	0-0	0	0	0
Virginia Tech	0-0	0	0	0
North Carolina	0-0	0	0	0

1951

Opponent	C-A	Yds	TD	Int
South Carolina	0-0	0	0	0
Pittsburgh	0-0	0	0	0
Tennessee	0-0	0	0	0
N.C. State	0-0	0	0	0
Virginia Tech	0-0	0	0	0
Virginia	0-1	0	0	0
Georgia Tech	0-0	0	0	0
Wake Forest	0-0	0	0	0
William & Mary	0-0	0	0	0
North Carolina	0-0	0	0	0

1952

Opponent	C-A	Yds	TD	Int
Washington & Lee	0-0	0	0	0
SMU	0-0	0	0	0
Tennessee	0-0	0	0	0
South Carolina	0-0	0	0	0
N.C. State	0-1	0	0	0
Virginia	0-0	0	0	0
Georgia Tech	0-0	0	0	0
Navy	0-0	0	0	0
Wake Forest	0-0	0	0	0
North Carolina	0-0	0	0	0

Year	G/GS	Cmp	Att	Pct.	Yards	TD	Int
1950	10/0	0	0	.000	0	0	0
1951	10/0	0	1	.000	0	0	0
1952	10/0	0	1	.000	0	0	0
Total	30/0	0	2	.000	0	0	0

- Born March 23, 1931
- Jersey #25
- Lettered three seasons (1950-51-52)
- Played both halfback and quarterback
- 1st team All-Southern Conference, 1952 (defense)
- Career rushing: punt return: 3-38 (12.67 avg.)
- Career defense: 5 INTs

Hal Spears

Ironton, Ohio

1972

Opponent	C-A	Yds	TD	Int
Alabama	3-4	51	0	0
Washington	3-4	30	0	1
Stanford	- DNP -			
Virginia	6-9	64	2	1
N.C. State ¹	1-8	9	0	1
Clemson	- DNP -			
Maryland	- DNP -			
Navy	- DNP -			
Georgia Tech	- DNP -			
Wake Forest	- DNP -			
North Carolina	- DNP -			

1973

Opponent	C-A	Yds	TD	Int
Tennessee	- DNP -			
Washington	1-2	10	0	0
Virginia	0-3	0	0	1
Purdue	1-3	28	0	0
Tulane	1-6	36	0	0
Clemson ²	3-10	27	0	2
Maryland	3-3	42	0	0
Georgia Tech	- DNP -			
Wake Forest	- DNP -			
N.C. State	7-11	51	0	1
North Carolina ³	12-17	131	0	0

1974

Opponent	C-A	Yds	TD	Int
N.C. State	- DNP -			
South Carolina	2-4	29	0	0
Virginia ⁴	10-17	170	1	0
Purdue ⁵	4-6	29	0	0
Army ⁶	10-15	178	1	0
Clemson ⁷	15-26	209	2	0
Florida ⁸	15-27	210	1	3
Georgia Tech ⁹	5-10	75	0	0
Wake Forest ¹⁰	4-8	37	0	2
Maryland ¹¹	6-11	78	0	0
North Carolina ¹²	8-17	117	0	1

1975

Opponent	C-A	Yds	TD	Int
Southern California ¹³	0-1	0	0	0
South Carolina	5-8	79	0	0
Virginia	- DNP -			
Pittsburgh	- DNP -			
Army	- DNP -			
Clemson	- DNP -			
Florida	- DNP -			
Georgia Tech	4-8	36	0	0
Wake Forest	1-1	11	0	0
N.C. State	- DNP -			
North Carolina	- DNP -			

Year	G/GS	Cmp	Att	Pct.	Yards	TD	Int
1972	4/1	13	25	.520	154	2	3
1973	8/2	28	55	.509	325	0	4
1974	10/9	79	141	.560	1,132	5	6
1975	4/1	10	18	.556	126	0	0
Total	26/13	130	239	.544	1,737	7	13

- Born March 15, 1954
- Jersey #2
- Lettered three seasons (1973-74-75)
- First career start came on October 7, 1972, against N.C. State; completed 1-of-8 (.125) passes for 9 yards with one INT in a 17-0 road loss
- Did not see game action in the final six weeks of the 1972 season once Mark Johnson returned from injury
- Duke captain, 1975
- Career rushing: 179-231 (1.29 avg.; 5 TDs)
- Career kickoff return: 1-14 (14.00 avg.)

John Spoganetz

Carteret, N.J.

1971

Opponent	C-A	Yds	TD	Int
Florida	- DNP -			
South Carolina	- DNP -			
Virginia	- DNP -			
Stanford	- DNP -			
Clemson	- DNP -			
N.C. State	- DNP -			
Navy	- DNP -			
Georgia Tech	- DNP -			
West Virginia	0-1	0	0	1
Wake Forest	1-2	11	0	0
North Carolina	- DNP -			

Year	G/GS	Cmp	Att	Pct.	Yards	TD	Int
1971	2/0	1	3	.333	11	0	1
Total	2/0	1	3	.333	11	0	1

- Born February 3, 1951
- Jersey #11
- Lettered one season (1972)
- Played for the freshman team in 1969; completed 21-of-62 (.339) passes for 284 yards and three TDs
- Moved to WR in for senior season (1972)
- Career rushing: 5-(-3) (-0.60 avg.)

Jerry Stoltz

Winston-Salem, N.C.

1961

Opponent	C-A	Yds	TD	Int
South Carolina	- DNP -			
Virginia	1-4	3	0	0
Wake Forest	0-0	0	0	0
Georgia Tech	- DNP -			
Clemson	- DNP -			
N.C. State	- DNP -			
Michigan	- DNP -			
Navy	0-0	0	0	0
North Carolina	- DNP -			
Notre Dame	- DNP -			

1962

Opponent	C-A	Yds	TD	Int
Southern California	0-0	0	0	0
South Carolina	- DNP -			
Florida	0-0	0	0	0
California	- DNP -			
Clemson	- DNP -			
N.C. State	0-0	0	0	0
Georgia Tech	- DNP -			
Maryland	- DNP -			
Wake Forest	1-2	4	0	0
North Carolina	- DNP -			

1963

Opponent	C-A	Yds	TD	Int
South Carolina	- DNP -			
Virginia	- DNP -			
Maryland	0-0	0	0	0
California	1-1	11	0	0
Clemson	0-0	0	0	0
N.C. State	- DNP -			
Georgia Tech	2-6	25	0	0
Wake Forest	0-1	0	0	1
Navy	- DNP -			
North Carolina	- DNP -			

Year	G/GS	Cmp	Att	Pct.	Yards	TD	Int
1961	3/0	1	4	.250	3	0	0
1962	4/0	1	2	.500	4	0	0
1963	5/0	3	8	.375	36	0	1
Total	12/0	5	14	.357	43	0	1

- Born February 21, 1941
- Jersey #16
- Lettered two seasons (1962-63)
- Career rushing: 4-3 (0.75 avg.)

Kevin Thompson

Thomasville, Ga.

1996

Opponent	C-A	Yds	TD	Int
Florida State	1-3	4	0	0
Northwestern	- DNP -			
Army	- DNP -			
Georgia Tech	3-5	42	1	1
Navy	3-8	48	1	1
Clemson	- DNP -			
Maryland	- DNP -			
Virginia	4-13	63	0	1
N.C. State	1-3	7	0	0
Wake Forest	- DNP -			
North Carolina	- DNP -			

1997

Opponent	C-A	Yds	TD	Int
N.C. State	0-1	0	0	0
Northwestern	- DNP -			
Army	- DNP -			
Navy	- DNP -			
Maryland	- DNP -			
Florida State	5-16	79	2	1
Virginia	- DNP -			
Wake Forest	- DNP -			
Clemson	- DNP -			
Georgia Tech	- DNP -			
North Carolina	- DNP -			

1998

Opponent	C-A	Yds	TD	Int
Western Carolina	0-0	0	0	0
Northwestern	0-0	0	0	0
Florida State	0-1	0	0	0
Virginia	0-0	0	0	0
Georgia Tech	0-0	0	0	0
Wake Forest	0-0	0	0	0
N.C. State	0-0	0	0	0
Clemson	0-0	0	0	0
Vanderbilt	0-0	0	0	0
Maryland	0-0	0	0	0
North Carolina	4-9	45	0	0

1999

Opponent	C-A	Yds	TD	Int
East Carolina	0-0	0	0	0
Northwestern	12-32	153	0	0
Vanderbilt ¹	0-4	0	0	0
Florida State	6-13	62	1	1
Virginia	0-0	0	0	0
Georgia Tech	0-0	0	0	0
N.C. State	0-0	0	0	0
Maryland	0-0	0	0	0
Clemson	2-6	13	0	0
Wake Forest ²	12-19	128	2	1
North Carolina	3-6	55	0	0

Year	G/GS	Cmp	Att	Pct.	Yards	TD	Int
1996	5/0	12	32	.375	164	2	3
1997	2/0	5	17	.294	79	2	1
1998	11/0	4	10	.400	45	0	0
1999	11/2	35	80	.438	411	3	2
Total	29/2	56	139	.403	699	7	6

- Born October 26, 1976
- Jersey #7
- Lettered four seasons (1996-97-98-99)
- Came off the bench for injured starter Bobby Campbell (shoulder) to complete 5-of-16 (.313) passes for 79 yards with two TDs and one INT in 51-27 home loss to No. 4 Florida State on October 11, 1997
- First career start came on September 25, 1999, against Vanderbilt; completed 0-of-4 (.000) passes in a 31-14 home loss; replaced by Bobby Campbell after Duke produced two net offensive yards on three possessions
- Only other starting assignment came on November 13, 1999, against Wake Forest for Senior Day; completed 12-of-19 (.632) passes for 128 yards with two TDs and one INT in a 48-35 home win
- Career rushing: 41(-61) (-1.49 avg.; 2 TDs)

Dave Trice

Charlottesville, Va.

1968

Opponent	C-A	Yds	TD	Int
South Carolina	- DNP -			
Michigan	4-8	67	0	1
Maryland	6-7	91	0	0
Virginia	1-4	14	0	0
Clemson	2-2	44	0	0
Army	9-20	129	0	1
Georgia Tech	0-2	0	0	1
N.C. State	- DNP -			
Wake Forest	- DNP -			
North Carolina	1-1	70	0	0

Year	G/GS	Cmp	Att	Pct.	Yards	TD	Int
1968	7/0	23	44	.523	415	0	3
Total	7/0	23	44	.523	415	0	3

- Born April 1, 1948
- Jersey #16
- Lettered two seasons (1968-69)
- Played for the freshman team in 1966, completing 34-of-61 (.557) passes for 470 yards and five TDs
- Slated to start at QB in 1968, but suffered knee injury in final preseason scrimmage, opening the door for future three-time All-ACC selection Leo Hart to start the first of 31 straight games in the season-opener at South Carolina on September 21, 1968
- Moved to DB in for senior season (1969)
- Career rushing: 35-115 (3.29 avg.; 3 TDs)
- Career defense: 2 INTs

Dave Uible

Shaker Heights, Ohio

1962

Opponent	C-A	Yds	TD	Int
Southern California	- DNP -			
South Carolina	0-0	0	0	0
Florida	- DNP -			
California	0-1	0	0	1
Clemson	- DNP -			
N.C. State	- DNP -			
Georgia Tech	- DNP -			
Maryland	- DNP -			
Wake Forest	0-1	0	0	0
North Carolina	- DNP -			

1963

Opponent	C-A	Yds	TD	Int
South Carolina ¹	10-17	108	0	0
Virginia ²	3-5	26	0	1
Maryland	- DNP -			
California	- DNP -			
Clemson	- DNP -			
N.C. State	- DNP -			
Georgia Tech	- DNP -			
Wake Forest	- DNP -			
Navy	- DNP -			
North Carolina	- DNP -			

Year	G/GS	Cmp	Att	Pct.	Yards	TD	Int
1962	3/0	0	2	.000	0	0	1
1963	2/2	13	22	.591	134	0	1
Total	5/2	13	24	.542	134	0	2

- Born January 18, 1942
- Jersey #13
- Lettered two seasons (1962-63)
- Left-handed QB
- First career start came in the season-opener on September 21, 1963, against South Carolina; completed 10-of-17 (.588) passes for 108 yards in a 22-14 home win
- In week two against Virginia on September 28, 1963, suffered knee injury in first half and missed the remainder of the season
- Career rushing: 14-6 (0.43 avg.)
- Lettered three seasons (1962-63-64) as a first baseman on the Duke baseball team; in 63 career games, batted .270 (61-of-226) with 37 runs scored, 10 doubles, five triples, four home runs and 48 RBI
- Two-time All-ACC selection on the diamond (2nd team in 1962 & 1st team in 1963)

Drew Walston

College Park, Ga.

1982

Opponent	C-A	Yds	TD	Int
Tennessee	- DNP -			
South Carolina	0-0	0	0	0
Virginia	1-1	4	0	0
Navy	0-0	0	0	0
Virginia Tech	0-0	0	0	0
Clemson	0-0	0	0	0
Maryland	0-0	0	0	0
Georgia Tech	0-0	0	0	0
Wake Forest	0-3	0	0	0
N.C. State	0-0	0	0	0
North Carolina	0-0	0	0	0

1983

Opponent	C-A	Yds	TD	Int
Virginia	0-0	0	0	0
Indiana	0-0	0	0	0
South Carolina	0-0	0	0	0
Miami (Fla.)	3-8	31	0	0
Virginia Tech	0-0	0	0	0
Clemson	0-0	0	0	0
Maryland	2-2	15	0	0
Georgia Tech	0-0	0	0	0
Wake Forest	0-0	0	0	0
N.C. State	0-0	0	0	0
North Carolina	0-0	0	0	0

1984

Opponent	C-A	Yds	TD	Int
Indiana ¹	1-3	6	0	1
South Carolina ²	6-12	59	0	2
Army	1-1	11	0	0
Virginia	4-6	43	0	1
Virginia Tech	6-7	64	0	0
Clemson ³	13-26	185	0	1
Maryland ⁴	8-14	60	0	2
Georgia Tech	2-3	5	0	0
Wake Forest	0-0	0	0	0
N.C. State	4-6	61	0	0
North Carolina	0-0	0	0	0

Year	G/GS	Cmp	Att	Pct.	Yards	TD	Int
1982	10/0	1	4	.250	4	0	0
1983	11/0	5	10	.500	46	0	0
1984	11/4	45	78	.577	494	0	7
1985	0/0	0	0	.000	0	0	0
Total	32/4	51	92	.554	544	0	7

- Born August 19, 1965
- Jersey #10
- Lettered four seasons (1982-83-84-85)
- First career start came in the season-opener on September 8, 1984; completed 1-of-3 (.333) passes for six yards with one INT in a 31-24 home win over Indiana
- Served as the holder on placement kicks
- Missed spring practice in 1985 due to shoulder surgery; did not see action that fall but did earn a varsity letter
- Career rushing: 28(-110) (-3.93 avg.; 1 TD)

Glen Wild

Pittsburgh, Pa.

1950

Opponent	C-A	Yds	TD	Int
South Carolina	0-0	0	0	0
Pittsburgh	3-5	35	1	0
Tennessee	1-3	2	0	2
N.C. State	0-0	0	0	0
Richmond	0-3	0	0	1
Maryland	0-1	0	0	0
Georgia Tech	0-0	0	0	0
Wake Forest	0-0	0	0	0
Virginia Tech	3-5	28	1	1
North Carolina	0-0	0	0	0

1951

Opponent	C-A	Yds	TD	Int
South Carolina	1-4	18	0	0
Pittsburgh	0-0	0	0	0
Tennessee	0-0	0	0	0
N.C. State	0-0	0	0	0
Virginia Tech	3-8	41	0	0
Virginia	0-0	0	0	0
Georgia Tech	0-0	0	0	0
Wake Forest	0-0	0	0	0
William & Mary	0-0	0	0	0
North Carolina	0-0	0	0	0

Year	G/GS	Cmp	Att	Pct.	Yards	TD	Int
1949	-	19	29	.655	288	2	1
1950	10/0	7	17	.412	65	2	4
1951	10/0	4	12	.333	59	0	0
Total	-	30	58	.517	412	4	5

- Born January 24, 1929
- Jersey #20
- Lettered three seasons (1949-50-51)
- Career rushing: 59-177 (3.00 avg.; 1 TD)
- Career punting: 7-272 (38.86 avg.)

Chris Wispelwey

Pompton Plains, N.J.

2001

Opponent	C-A	Yds	TD	Int
Florida State		- DNP -		
Rice		- DNP -		
Northwestern		- DNP -		
Virginia		- DNP -		
Georgia Tech		- DNP -		
Wake Forest		- DNP -		
Maryland	0-1	0	0	0
Vanderbilt		- DNP -		
N.C. State		- DNP -		
North Carolina	1-2	26	0	0
Clemson	1-1	29	1	0

2002

Opponent	C-A	Yds	TD	Int
East Carolina		- DNP -		
Louisville		- DNP -		
Northwestern		- DNP -		
Florida State		- DNP -		
Navy	3-3	27	0	0
Virginia		- DNP -		
Wake Forest		- DNP -		
N.C. State	0-0	0	0	0
Maryland	2-3	26	1	0
Clemson	0-0	0	0	0
Georgia Tech	0-0	0	0	0
North Carolina	0-0	0	0	0

Year	G/GS	Cmp	Att	Pct.	Yards	TD	Int
2001	3/0	2	4	.500	55	1	0
2002	6/0	5	6	.833	53	1	0
2003	0/0	0	0	.000	0	0	0
Total	9/0	7	10	.700	108	2	0

- Born April 12, 1982
- Jersey #10
- Lettered three seasons (2001-02-03)
- Redshirted in 2000
- Career rushing: 3-5 (1.67 avg.)

Al Woodall

Erwin, N.C.

1966

Opponent	C-A	Yds	TD	Int
West Virginia	11-16	135	0	2
Pittsburgh ¹	1-1	9	0	0
Virginia		- DNP -		
Maryland	11-15	104	1	0
Clemson ²	3-15	54	0	1
N.C. State ³	13-24	180	1	1
Georgia Tech	0-0	0	0	0
Navy	0-0	0	0	0
Notre Dame		- DNP -		
North Carolina		- DNP -		

1967

Opponent	C-A	Yds	TD	Int
Wake Forest ⁴	8-11	177	1	0
Michigan ⁵	6-16	84	0	1
South Carolina ⁶	10-14	91	0	2
Army ⁷	4-11	39	0	1
Virginia ⁸	5-7	73	0	0
Clemson ⁹	9-19	83	0	0
N.C. State ¹⁰	11-20	145	0	1
Georgia Tech ¹¹	12-25	166	1	3
Navy ¹²	6-9	71	0	0
North Carolina ¹³	8-18	80	0	1

Year	G/GS	Cmp	Att	Pct.	Yards	TD	Int
1966	7/3	39	71	.549	482	2	4
1967	10/10	79	150	.527	1,009	2	9
Total	17/13	118	221	.534	1,491	4	13

- Born December 7, 1945
- Jersey #18
- Lettered two seasons (1966-67)
- Played on the freshman team in 1964; completed 35-of-58 (.603) passes for 442 yards
- Did not play in 1965

- First career start came on September 24, 1966; completed only pass attempt for nine yards in a 14-7 road win over Pittsburgh
- Slowed by elbow and ankle injuries in 1966
- Started all 10 games in 1967
- Career rushing: 60-214 (3.57 avg.)
- Second round selection (52nd overall pick) of the New York Jets in the 1969 AFL-NFL Common Draft
- Played six seasons (1969-74) with the Jets, starting a total of 19 games (5-14 as a starter)
- Saw action in 31 career games, completing 246-of-503 (.489) passes for 2,970 yards with 18 TDs and 23 INTs
- Served as backup to Hall of Fame QB Joe Namath
- Top seasons came in 1970 (1,265 passing yards with nine TDs) and 1973 (1,228 passing yards with nine TDs)

Career NFL Passing Statistics

> New York Jets (1969-74)

Year	G/GS	Cmp	Att	Pct.	Yards	TD	Int
1969	4/0	4	9	.444	67	0	2
1970	10/9	96	188	.511	1,265	9	9
1971	5/4	42	97	.433	395	0	2
1972	0/0	0	0	.000	0	0	0
1973	9/6	101	201	.502	1,228	9	8
1974	3/0	3	8	.375	15	0	2
Total	31/19	246	503	.489	2,970	18	23

QUARTERBACK STARTING DEBUTS

Year	Quarterback	Class	First Game	Result	Rushing	Passing	W	L	T	Pct.
1951	Jerry Barger	Fr.	*%South Carolina	W, 34-6	13-8, 0 TD	9-12-0, 146, 1 TD	17	8	3	.661
1952	Worth Lutz	So.	*%WASHINGTON & LEE	W, 34-0	19-85, 1 TD	4-4-0, 56, 1 TD	11	2	0	.846
1955	Sonny Jurgensen	Jr.	*^N.C. State	W, 33-7	9-43, 1 TD	2-6-1, 20, 0 TD	10	3	2	.733
1955	Dale Boyd	Sr.	Georgia Tech	L, 0-27	10-10, 0 TD	2-5-0, 22, 0 TD	0	1	0	.000
1956	Bob Brodhead	So.	TENNESSEE	L, 20-33	14-20, 1 TD	3-6-0, 25, 0 TD	12	9	2	.565
1958	Pryor Millner	Sr.	ILLINOIS	W, 15-13	1-(-3), 0 TD	0-0-0, 0, 0 TD	1	0	0	1.000
1959	George Harris	Sr.	*^South Carolina	L, 7-12	4-(-8), 0 TD	1-3-0, 14, 0 TD	3	4	0	.429
1959	Don Altman	So.	ARMY WEST POINT	L, 6-21	4-(-21), 0 TD	1-3-0, 7, 0 TD	8	5	0	.615
1961	Walt Rappold	Jr.	*^South Carolina	W, 7-6	7-11, 0 TD	6-11-1, 68, 0 TD	15	5	0	.750
1963	Dave Uible	Jr.	*^SOUTH CAROLINA	W, 22-14	8-12, 0 TD	10-17-0, 108, 0 TD	2	0	0	1.000
1963	Scotty Glacken	So.	^Maryland	W, 30-12	4-(-11), 1 TD	6-14-0, 106, 1 TD	11	11	2	.500
1965	Todd Orvald	Jr.	Georgia Tech	L, 23-35	7-(-19), 0 TD	17-27-3, 237, 3 TD	4	3	0	.571
1966	Al Woodall	Jr.	Pittsburgh	W, 14-7	3-6, 0 TD	1-1-0, 9, 0 TD	5	8	0	.385
1966	Tom Edens	So.	GEORGIA TECH	L, 7-48	2-(-11), 0 TD	2-13-1, 27, 0 TD	0	1	0	.000
1966	Larry Davis	Jr.	Navy	W, 9-7	27-103, 0 TD	3-7-1, 64, 0 TD	2	1	0	.667
1968	Leo Hart	So.	*^South Carolina	W, 14-7	18-0, 0 TD	16-25-0, 214, 1 TD	13	17	1	.435
1971	Dennis Satyshur	Sr.	*Florida	W, 12-6	4-(-9), 0 TD	3-7-0, 39, 0 TD	6	3	0	.667
1971	Rich Searl	Sr.	^Wake Forest	L, 7-23	20-37, 1 TD	5-15-0, 72, 0 TD	0	2	0	.000
1972	Bob Albright	Jr.	*Alabama	L, 12-35	5-(-18), 0 TD	8-13-1, 103, 2 TD	2	3	0	.400
1972	Hal Spears	Fr.	^N.C. State	L, 0-17	7-5, 0 TD	1-8-1, 9, 0 TD	7	6	0	.538
1972	Mark Johnson	So.	^MARYLAND	W, 20-14	19-114, 1 TD	5-8-1, 54, 1 TD	4	8	1	.346
1973	Roger Neighborgall	So.	^Maryland	L, 10-30	8-(-20), 0 TD	9-19-1, 143, 1 TD	0	2	0	.000
1974	Bob Corbett	Jr.	South Carolina	W, 20-14	3-6, 0 TD	1-2-0, 15, 0 TD	3	4	0	.429
1975	Mike Dunn	Fr.	Army West Point	W, 21-10	11-52, 0 TD	4-9-1, 47, 0 TD	15	17	3	.471
1978	Stanley Driskell	Jr.	*GEORGIA TECH	W, 28-10	7-46, 1 TD	6-15-0, 153, 1 TD	2	9	1	.208
1979	Craig Browning	So.	*EAST CAROLINA	W, 28-14	13-28, 0 TD	3-6-0, 25, 0 TD	1	0	0	1.000
1980	Ben Bennett	Fr.	*EAST CAROLINA	L, 10-35	7-(-55), 0 TD	11-23-1, 128, 1 TD	13	25	0	.342
1980	Brent Clinkscale	So.	Indiana	L, 21-31	2-(-20), 0 TD	3-10-0, 9, 0 TD	0	1	0	.000
1981	Ron Sally	So.	South Carolina	L, 3-17	10-8, 0 TD	7-27-3, 72, 0 TD	4	3	0	.571
1984	Drew Walston	Jr.	*INDIANA	W, 31-24	2-(-1), 1 TD	1-3-1, 6, 0 TD	1	3	0	.250
1984	Steve Slayden	Fr.	^VIRGINIA	L, 10-38	6-(-12), 0 TD	13-25-3, 108, 0 TD	13	23	0	.361
1985	Anthony Dilweg	R-Fr.	OHIO	W, 34-13	3-(-15), 0 TD	9-15-1, 108, 0 TD	8	4	1	.654
1989	Billy Ray	R-Jr.	*South Carolina	L, 21-27	3-5, 0 TD	28-39-3, 341, 2 TD	8	7	0	.533
1989	Dave Brown	R-Fr.	^Wake Forest	W, 52-35	5-2, 1 TD	24-36-1, 444, 4 TD	7	10	1	.417
1992	Steve Prince	Sr.	*^Florida State	L, 21-48	1-8, 0 TD	4-10-1, 54, 0 TD	1	4	0	.200
1992	Spence Fischer	So.	EAST CAROLINA	W, 45-14	5-9, 0 TD	20-29-2, 222, 3 TD	15	22	0	.405
1993	Joe Pickens	R-Jr.	*^FLORIDA STATE	L, 7-45	2-(-26), 0 TD	6-21-1, 53, 0 TD	0	2	0	.000
1996	David Green	R-Jr.	*^Florida State	L, 7-44	8-6, 0 TD	6-12-0, 40, 0 TD	0	8	0	.000
1996	Matt Rader	R-So.	NORTHWESTERN	L, 13-38	14-9, 0 TD	27-46-2, 289, 1 TD	0	4	0	.000
1997	Bobby Campbell	R-Fr.	*^N.C. STATE	L, 14-45	10-10, 2 TD	13-26-1, 189, 0 TD	1	11	0	.083
1997	Spencer Romine	R-Fr.	ARMY WEST POINT	W, 20-17	9-19, 0 TD	12-20-2, 159, 1 TD	7	15	0	.318
1999	Kevin Thompson	R-Sr.	VANDERBILT	L, 14-31	1-5, 0 TD	0-4-0, 0, 0 TD	1	1	0	.500
2000	D. Bryant	So.	^CLEMSON	L, 22-52	12-(-52), 0 TD	16-35-1, 168, 0 TD	0	18	0	.000
2002	Adam Smith	So.	*EAST CAROLINA	W, 23-16	1-(-11), 0 TD	5-11-0, 52, 0 TD	2	13	0	.133
2003	Mike Schneider	R-Fr.	WESTERN CAROLINA	W, 29-3	7-20, 0 TD	5-9-0, 61, 0 TD	6	17	0	.261
2003	Chris Dapolito	Jr.	^North Carolina	W, 30-22	8-42, 0 TD	5-7-0, 81, 0 TD	1	1	0	.500
2005	Zack Asack	Fr.	NAVY	L, 21-28	17-58, 1 TD	12-16-1, 111, 0 TD	0	7	0	.000
2006	Marcus Jones	So.	*RICHMOND	L, 0-13	3-6, 0 TD	2-6-0, 11, 0 TD	0	1	0	.000
2006	Thaddeus Lewis	Fr.	^Wake Forest	L, 13-14	11-1, 0 TD	21-32-0, 305, 1 TD	10	36	0	.217
2010	Sean Renfree	R-So.	*ELON	W, 41-27	2-(-1), 0 TD	31-39-0, 350, 2 TD	12	23	0	.343
2010	Brandon Connette	Fr.	^MIAMI	L, 13-28	11-(-2), 1 TD	4-6-0, 30, 0 TD	1	3	0	.250
2012	Anthony Boone	R-So.	^VIRGINIA	W, 42-17	7-41, 0 TD	18-31-0, 212, 4 TD	19	6	0	.760
2015	Thomas Sirk	R-Jr.	*Tulane	W, 37-7	15-68, 0 TD	27-40-0, 289, 2 TD	8	4	0	.667
2015	Parker Boehme	R-So.	^PITTSBURGH	L, 13-31	11-80, 1 TD	23-42-1, 248, 0 TD	0	1	0	.000
2016	Daniel Jones	R-Fr.	*N.C. CENTRAL	W, 49-6	2-28, 1 TD	10-15-0, 189, 2 TD	17	19	0	.472
2018	Quentin Harris	R-Jr.	Baylor	W, 40-27	14-83, 0 TD	12-30-0, 174, 3 TD	7	7	0	.500
2020	Chase Brice	Gr.	*^Notre Dame	L, 13-27	10-20, 1 TD	20-37-0, 259, 0 TD	2	9	0	.182
2021	Gunnar Holmberg	Gr.	*Charlotte	L, 28-31	9-(-5), 0 TD	20-29-0, 228, 1 TD	3	8	0	.273
2021	Riley Leonard	Fr.	^Virginia Tech	L, 17-48	16-30, 0 TD	7-16-0, 84, 0 TD	0	1	0	.000

*Season opener; %Southern Conference game; ^ACC game; Home games in all caps



RECORDS

PASSING RECORDS

Most Passing Yards, Quarter

1.	Ben Bennett (4th)	262 vs. Navy, 1982
2.	David Green (4th)	256 vs. Georgia Tech, 1997
3.	Sean Renfree (4th)	203 vs. Miami, 2012
4.	Ben Bennett (4th)	194 vs. N.C. State, 1983
	Sean Renfree (4th)	194 vs. Army West Point, 2010
6.	Daniel Jones (3rd)	192 vs. Pittsburgh, 2018
7.	Spencer Romine (2nd)	186 vs. Maryland, 1999

Most Passing Yards, Half

1.	David Green (2nd)	335 vs. Georgia Tech, 1997
2.	Ben Bennett (2nd)	323 vs. Navy, 1982
3.	Anthony Dilweg (1st)	300 vs. Virginia, 1988
4.	Sean Renfree (2nd)	294 vs. Miami, 2012
5.	Dave Brown (1st)	291 vs. North Carolina, 1989
6.	Dave Brown (1st)	282 vs. N.C. State, 1989
7.	Ben Bennett (1st)	276 vs. Wake Forest, 1980
	Ben Bennett (2nd)	276 vs. N.C. State, 1983
9.	D. Bryant (2nd)	271 vs. N.C. State, 2001
10.	Anthony Dilweg (1st)	264 vs. The Citadel, 1988

Most Passing Yards, Game

1.	Dave Brown	479 vs. North Carolina, 1989
2.	Anthony Dilweg	475 vs. Wake Forest, 1988
3.	Ben Bennett	469 vs. Wake Forest, 1980
4.	Thaddeus Lewis	459 vs. N.C. State, 2009
5.	Steve Slayden	458 vs. N.C. State, 1987
6.	Dave Brown	444 vs. Wake Forest, 1989
7.	Ben Bennett	442 vs. N.C. State, 1983
8.	Sean Renfree	432 vs. Miami, 2012
9.	Thaddeus Lewis	428 vs. Navy, 2007
10.	Anthony Boone	427 vs. Texas A&M, 2013
11.	Daniel Jones	423 vs. Temple, 2018
12.	Anthony Dilweg	410 vs. The Citadel, 1988
13.	Ben Bennett	407 vs. Wake Forest, 1982
14.	Spencer Romine	404 vs. Maryland, 1999
15.	D. Bryant	400 vs. N.C. State, 2001
16.	Ben Bennett	397 vs. Maryland, 1981
17.	Steve Slayden	396 vs. Georgia Tech, 1987
	Daniel Jones	396 vs. Pittsburgh, 2018
19.	Spence Fischer	395 vs. North Carolina, 1994
20.	Anthony Dilweg	391 vs. Virginia, 1988
21.	Thaddeus Lewis	387 vs. Wake Forest, 2009
22.	Dave Brown	385 vs. Clemson, 1991
23.	Spence Fischer	384 vs. North Carolina, 1993
24.	Anthony Dilweg	379 vs. Maryland, 1988
25.	Dave Brown	374 vs. N.C. State, 1989
26.	Steve Slayden	373 vs. Maryland, 1987
27.	Thaddeus Lewis	371 vs. Maryland, 2009
28.	Sean Renfree	368 vs. Boston College, 2011
29.	Ben Bennett	367 vs. Clemson, 1983
30.	Ben Bennett	363 vs. Navy, 1982
31.	Anthony Dilweg	362 vs. North Carolina, 1988
	Spence Fischer	362 vs. Army West Point, 1995
33.	Daniel Jones	361 vs. North Carolina, 2018
34.	Spence Fischer	360 vs. Virginia, 1995
35.	Thaddeus Lewis	359 vs. Virginia Tech, 2009
36.	Sean Renfree	358 vs. Wake Forest, 2010
	Sean Renfree	358 vs. Cincinnati, 2012
38.	Anthony Dilweg	357 vs. N.C. State, 1988
	Spence Fischer	357 vs. Army West Point, 1993
40.	Anthony Dilweg	353 vs. Northwestern, 1988
	Adam Smith	353 vs. N.C. State, 2002
42.	Thaddeus Lewis	350 vs. Richmond, 2009
	Sean Renfree	350 vs. Elon, 2010
44.	Anthony Dilweg	349 vs. Vanderbilt, 1988
45.	Spence Fischer	347 vs. N.C. State, 1995
46.	Daniel Jones	346 vs. Wake Forest, 2017
47.	Quentin Harris	345 vs. North Carolina A&T, 2019
48.	Thaddeus Lewis	343 vs. Virginia, 2009
49.	Billy Ray	341 vs. South Carolina, 1989

50.	Dave Brown	337 vs. North Carolina, 1990
51.	Ron Sally	336 vs. Virginia, 1981
52.	David Green	335 vs. Georgia Tech, 1997
	Sean Renfree	335 vs. FIU, 2011
54.	Dave Brown	334 vs. Maryland, 1991
	Sean Renfree	334 vs. Georgia Tech, 2010

Most Passing Yards, Season

1.	Anthony Dilweg	1988	3,824
2.	Thaddeus Lewis	2009	3,330
3.	Sean Renfree	2010	3,131
4.	Sean Renfree	2012	3,113
5.	Ben Bennett	1983	3,086
6.	Ben Bennett	1982	3,033
7.	Steve Slayden	1987	2,924
8.	Sean Renfree	2011	2,891
9.	Daniel Jones	2016	2,836
10.	Dave Brown	1991	2,794
11.	Anthony Boone	2014	2,700
12.	Daniel Jones	2017	2,691
13.	Daniel Jones	2018	2,674
14.	Spence Fischer	1995	2,668
15.	Thomas Sirk	2015	2,625
16.	Spence Fischer	1993	2,561
17.	D. Bryant	2001	2,454
18.	Thaddeus Lewis	2007	2,430
19.	Gunnar Holmberg	2021	2,358
20.	Spence Fischer	1994	2,285
21.	Anthony Boone	2013	2,260
22.	Leo Hart	1968	2,238
23.	Leo Hart	1970	2,236
24.	Thaddeus Lewis	2008	2,171
25.	Chase Brice	2020	2,170
26.	Thaddeus Lewis	2006	2,134
27.	Quentin Harris	2019	2,078
28.	Ben Bennett	1980	2,050
29.	Billy Ray	1989	2,035
30.	Adam Smith	2002	2,031
31.	Steve Slayden	1985	1,937
32.	Steve Slayden	1986	1,914
33.	Leo Hart	1969	1,642
34.	Spencer Romine	1999	1,638
35.	Mike Schneider	2004	1,527
36.	Spence Fischer	1992	1,505
37.	Dave Brown	1989	1,479

Most Passing Yards Per Game, Season

1.	Anthony Dilweg (3,824-11)	1988	347.64
2.	Steve Slayden (2,924-10)	1987	292.40
3.	Ben Bennett (3,086-11)	1983	280.54
4.	Thaddeus Lewis (3,330-12)	2009	277.50
5.	Ben Bennett (3,033-11)	1982	275.73

Most Passing Yards, Career

1.	Thaddeus Lewis	2006-09	10,065
2.	Ben Bennett	1980-83	9,614
3.	Sean Renfree	2009-12	9,465
4.	Spence Fischer	1992-95	9,019
5.	Daniel Jones	2016-18	8,201
6.	Steve Slayden	1984-87	8,004
7.	Leo Hart	1968-70	6,116
8.	Anthony Boone	2011-14	5,789
9.	Dave Brown	1989-91	5,717
10.	Anthony Dilweg	1985-88	4,557
11.	D. Bryant	2000-01	3,902
12.	Spencer Romine	1997-00	3,545
13.	Mike Dunn	1975-78	3,511
14.	Billy Ray	1989-90	3,282
15.	Scotty Glacken	1963-65	3,179
16.	Mike Schneider	2003-05	3,098
17.	Bobby Campbell	1997-00	2,725

18.	Thomas Sirk	2014-16	2,692
19.	Adam Smith	2001-03	2,549
20.	Gunnar Holmberg	2018-21	2,519
21.	Billy Cox	1948-50	2,455
22.	Chase Brice	2020	2,170
23.	Walt Rappold	1959-62	1,988
24.	Hal Spears	1972-75	1,747
25.	Bob Corbett	1974-75	1,585
26.	David Green	1994-97	1,517
27.	Al Woodall	1966-67	1,501
28.	Brandon Connette	2010-13	1,410
29.	Stanley Driskell	1977-79	1,390

Most Passing Yards Per Game, Career

1.	Sean Renfree (9,465-41)	2009-12	230.85
2.	Ben Bennett (9,614-42)	1980-83	228.91
3.	Daniel Jones (5,527-25)	2016-18	227.81
4.	Spence Fischer (9,019-42)	1992-95	214.74
5.	Thaddeus Lewis (10,065-47)	2006-09	214.15

Highest Pass Completion Pct., Game (15 att.)

1.	Sean Renfree (28-30)	.933 vs. Navy, 2010
2.	Quentin Harris (24-27)	.889 vs. Middle Tenn. St., 2019
3.	Spence Fischer (23-27)	.852 vs. Navy, 1994
4.	Anthony Boone (24-29)	.828 vs. Wake Forest, 2013
5.	Thaddeus Lewis (19-23)	.826 vs. Northwestern, 2007
6.	Ben Bennett (27-33)	.818 vs. Georgia Tech, 1983
	Steve Slayden (18-22)	.818 vs. Ohio, 1986
8.	Anthony Boone (31-38)	.816 vs. Navy, 2013
9.	Spence Fischer (29-36)	.806 vs. Army West Point, 1993
10.	Thaddeus Lewis (40-50)	.800 vs. N.C. State, 2009
	Anthony Boone (16-20)	.800 vs. N.C. Central, 2013
12.	Sean Renfree (31-39)	.795 vs. Elon, 2010
13.	Sean Renfree (22-28)	.786 vs. Wake Forest, 2012
14.	Sean Renfree (41-53)	.773 vs. Boston College, 2011
15.	Ben Bennett (27-35)	.771 vs. North Carolina, 1983
16.	Bob Corbett (13-17)	.765 vs. North Carolina, 1974
	Dave Brown (13-17)	.765 vs. W. Carolina, 1990
	Daniel Jones (13-17)	.765 vs. Army West Point, 2018

Highest Pass Completion Pct., Season (200 att.)

1.	Sean Renfree (297-441)	2012	.673
2.	Gunnar Holmberg (217-324)	2021	.670
3.	Sean Renfree (282-434)	2011	.650
4.	Anthony Boone (206-322)	2013	.63975
5.	Ben Bennett (300-469)	1983	.63966
6.	Billy Ray (174-274)	1989	.635
7.	Ben Bennett (236-374)	1982	.631
8.	Daniel Jones (270-430)	2016	.628
9.	Thaddeus Lewis (224-361)	2008	.621
10.	Sean Renfree (285-464)	2010	.614
11.	Thaddeus Lewis (274-449)	2009	.610

Highest Pass Completion Pct., Career (500 att.)

1.	Sean Renfree (898-1,389)	2009-12	.647
2.	Daniel Jones (764-1,275)	2016-18	.599
3.	Ben Bennett (820-1,375)	1980-83	.596
4.	Anthony Boone (540-923)	2011-14	.585
5.	Thaddeus Lewis (877-1,510)	2006-09	.58079
6.	Steve Slayden (699-1,204)	1984-87	.58056
7.	Anthony Dilweg (342-594)	1985-88	.576
8.	Spence Fischer (786-1,369)	1992-95	.574
9.	Leo Hart (486-877)	1968-70	.554
10.	Dave Brown (464-845)	1989-91	.549
11.	Mike Schneider (288-547)	2003-05	.527

Highest Passing Efficiency, Game (15 att.)*

1.	Billy Cox	264.93 vs. Richmond, 1950
	(6-12, 213 yards, 3 TD, 1 INT)	
2.	Billy Ray	240.31 vs. Western Carolina, 1990
	(12-16, 197 yards, 3 TD, 0 INT)	
3.	Thomas Sirk	233.45 vs. N.C. Central, 2015
	(15-22, 315 yards, 3 TD, 0 INT)	
4.	David Green	223.48 vs. Georgia Tech, 1997
	(21-27, 335 yards, 4 TD, 1 INT)	
5.	Daniel Jones	216.51 vs. N.C. Central, 2016
	(10-15, 189 yards, 2 TD, 0 INT)	
6.	Dave Brown	216.28 vs. Rutgers, 1991
	(18-26, 298 yards, 4 TD, 0 INT)	
7.	Thaddeus Lewis	215.49 vs. Northwestern, 2007
	(19-23, 246 yards, 3 TD, 0 INT)	
8.	Quentin Harris	211.51 vs. Middle Tennessee, 2019
	(24-27, 237 yards, 4 TD, 0 INT)	
9.	Dave Brown	201.38 vs. Wake Forest, 1989
	(24-36, 444 yards, 4 TD, 1 INT)	
10.	Spence Fischer	198.61 vs. Navy, 1994
	(23-27, 286 yards, 2 TD, 0 INT)	

Highest Passing Efficiency, Season (200 att.)

1.	Ben Bennett	1982	142.45
	(236-374, 3,033 yards, 20 TD, 12 INT)		
2.	Sean Renfree	2012	136.32
	(297-441, 3,113 yards, 19 TD, 10 INT)		
3.	Anthony Dilweg	1988	134.89
	(287-484, 3,824 yards, 24 TD, 18 INT)		
4.	Thaddeus Lewis	2009	134.46
	(274-449, 3,330 yards, 20 TD, 8 INT)		
5.	Billy Ray	1989	133.74
	(174-274, 2,035 yards, 15 TD, 14 INT)		
6.	Daniel Jones	2018	131.69
	(237-392, 2,674 yards, 22 TD, 9 INT)		
7.	Gunnar Holmberg	2021	130.30
	(217-324, 2,538 yards, 7 TD, 8 INT)		
8.	Steve Slayden	1987	129.02
	(230-395, 2,924 yards, 20 TD, 16 INT)		
9.	Anthony Boone	2013	128.18
	(206-322, 2,260 yards, 13 TD, 13 INT)		
10.	Sean Renfree	2011	126.51
	(282-434, 2,891 yards, 14 TD, 11 INT)		
11.	Daniel Jones	2016	126.28
	(270-430, 2,836 yards, 16 TD, 9 INT)		
12.	Ben Bennett	1983	126.08
	(300-469, 3,086 yards, 17 TD, 12 INT)		
13.	Thaddeus Lewis	2007	125.67
	(199-360, 2,430 yards, 21 TD, 10 INT)		
14.	Spence Fischer	1994	125.07
	(204-346, 2,285 yards, 16 TD, 8 INT)		
15.	Thaddeus Lewis	2008	122.95
	(224-361, 2,171 yards, 15 TD, 6 INT)		

Highest Passing Efficiency, Career (500 att.)

1.	Anthony Dilweg	1985-88	128.94
	(342-594, 4,557 yards, 27 TD, 24 INT)		
2.	Sean Renfree	2009-12	128.25
	(898-1,389, 9,465 yards, 51 TD, 40 INT)		
3.	Ben Bennett	1980-83	123.28
	(820-1,375, 9,614 yards, 55 TD, 57 INT)		
4.	Daniel Jones	2016-18	122.86
	(764-1,275, 8,201 yards, 52 TD, 29 INT)		
5.	Thaddeus Lewis	2006-09	122.79
	(877-1,510, 10,065 yards, 67 TD, 40 INT)		
6.	Dave Brown	1989-91	120.33
	(464-845, 5,717 yards, 42 TD, 33 INT)		
7.	Anthony Boone	2011-14	119.57
	(540-923, 5,789 yards, 38 TD, 24 INT)		
8.	Steve Slayden	1984-87	117.92
	(699-1,204, 8,004 yards, 48 TD, 55 INT)		
9.	Spence Fischer	1992-95	117.61
	(786-1,369, 9,021 yards, 48 TD, 46 INT)		
10.	Leo Hart	1968-70	115.46
	(487-877, 6,116 yards, 23 TD, 32 INT)		

*Minimum 11 attempts pre-1965 per NCAA standards

Most Pass Completions, Quarter

1.	Ben Bennett (4th)	20 vs. Navy, 1982
2.	Ben Bennett (4th)	16 vs. N.C. State, 1983
	Thaddeus Lewis (4th)	16 vs. N.C. State, 2008
4.	D. Bryant (4th)	15 vs. N.C. State, 2001
	Thomas Sirk (4th)	15 vs. Miami, 2015

Most Pass Completions, Half

1.	Ben Bennett (2nd)	25 vs. Navy, 1982
2.	Ben Bennett (1st)	23 vs. Wake Forest, 1980
	Dave Brown (1st)	23 vs. North Carolina, 1989
	Thaddeus Lewis (2nd)	23 vs. N.C. State, 2008
5.	Ben Bennett (2nd)	22 vs. Clemson, 1983
	D. Bryant (2nd)	22 vs. N.C. State, 2001
	Thaddeus Lewis (1st)	22 vs. N.C. State, 2009
	Daniel Jones (2nd)	22 vs. Miami, 2016
9.	Spence Fischer (1st)	21 vs. North Carolina, 1994
	David Green (2nd)	21 vs. Georgia Tech, 1997
	Thaddeus Lewis (2nd)	21 vs. Richmond, 2009
	Sean Renfree (1st)	21 vs. Boston College, 2011
	Quentin Harris (1st)	21 vs. North Carolina A&T, 2019

Most Pass Completions, Game

1.	Sean Renfree	41 vs. Boston College, 2011
2.	Thaddeus Lewis	40 vs. N.C. State, 2009
3.	Ben Bennett	38 vs. Wake Forest, 1980
4.	Thaddeus Lewis	37 vs. N.C. State, 2008
	Sean Renfree	37 vs. Cincinnati, 2012
6.	Sean Renfree	36 vs. Miami, 2012
7.	Spence Fischer	35 vs. Virginia, 1995
	Sean Renfree	35 vs. Boston College, 2010
9.	Ben Bennett	34 vs. Clemson, 1983
	Anthony Dilweg	34 vs. Maryland, 1988
	Thaddeus Lewis	34 vs. North Carolina, 2008
	Thaddeus Lewis	34 vs. Richmond, 2009
	Daniel Jones	34 vs. Miami, 2016

Most Pass Completions, Season

1.	Ben Bennett	1983	300
2.	Sean Renfree	2012	297
3.	Anthony Dilweg	1988	287
4.	Sean Renfree	2010	285
5.	Sean Renfree	2011	282
6.	Thaddeus Lewis	2009	274
7.	Daniel Jones	2016	270
8.	Daniel Jones	2017	257
9.	Spence Fischer	1995	256
10.	Anthony Boone	2014	255

Most Pass Completions Per Game, Season

1.	Ben Bennett (300-11)	1983	27.27
2.	Anthony Dilweg (287-11)	1988	26.09
3.	Sean Renfree (297-12)	2012	24.75
4.	Sean Renfree (285-12)	2010	23.75
5.	Sean Renfree (282-12)	2011	23.50

Most Pass Completions, Career

1.	Sean Renfree	2009-12	898
2.	Thaddeus Lewis	2006-09	877
3.	Ben Bennett	1980-83	820
4.	Spence Fischer	1992-95	786
5.	Daniel Jones	2016-18	764
6.	Steve Slayden	1984-87	699
7.	Anthony Boone	2011-14	540
8.	Leo Hart	1968-70	486
9.	Dave Brown	1989-91	464
10.	Anthony Dilweg	1985-88	342

Most Pass Completions Per Game, Career

1.	Sean Renfree (898-41)	2009-12	21.90
2.	Daniel Jones (764-36)	2016-18	21.22
3.	Ben Bennett (820-42)	1980-83	19.52
4.	Spence Fischer (786-42)	1992-95	18.71
5.	Thaddeus Lewis (877-47)	2006-09	18.66

Most Pass Attempts, Quarter

1.	Anthony Boone (4th)	26 vs. Miami, 2014
2.	Ben Bennett (4th)	24 vs. Navy, 1982
	Ben Bennett (4th)	24 vs. N.C. State, 1983
	D. Bryant (2nd)	24 vs. Clemson, 2001
	Thomas Sirk (4th)	24 vs. Miami, 2015
6.	D. Bryant (4th)	23 vs. N.C. State, 2001
	Sean Renfree (4th)	23 vs. Maryland, 2010
8.	Thaddeus Lewis (4th)	22 vs. N.C. State, 2008

Most Pass Attempts, Half

1.	D. Bryant (1st)	41 vs. Clemson, 2001
2.	Dave Brown (1st)	39 vs. North Carolina, 1989
3.	Sean Renfree (2nd)	37 vs. Maryland, 2010
4.	Spence Fischer (1st)	35 vs. North Carolina, 1994
5.	Ben Bennett (2nd)	34 vs. Clemson, 1983
	Thaddeus Lewis (2nd)	34 vs. Richmond, 2009
7.	Steve Slayden (2nd)	33 vs. N.C. State, 1987
	Anthony Dilweg (2nd)	33 vs. N.C. State, 1988
	Spence Fischer (2nd)	33 vs. Virginia, 1995
	D. Bryant (2nd)	33 vs. N.C. State, 2001
	Anthony Boone (2nd)	33 vs. Miami, 2014
	Daniel Jones (2nd)	33 vs. Miami, 2016

Most Pass Attempts, Game

1.	Ben Bennett	62 vs. Wake Forest, 1980
	Steve Slayden	62 vs. N.C. State, 1987
3.	Sean Renfree	59 vs. Miami, 2012
4.	Anthony Dilweg	57 vs. Maryland, 1988
	Spence Fischer	57 vs. North Carolina, 1994
6.	Anthony Dilweg	56 vs. N.C. State, 1988
	Spence Fischer	56 vs. Virginia, 1995
	D. Bryant	56 vs. Clemson, 2001
	Sean Renfree	56 vs. Maryland, 2010
10.	Thaddeus Lewis	55 vs. Richmond, 2009
11.	Dave Brown	54 vs. North Carolina, 1989
	Daniel Jones	54 vs. Virginia, 2016
	Daniel Jones	54 vs. North Carolina, 2018

Most Pass Attempts, Season

1.	Anthony Dilweg	1988	484
2.	Ben Bennett	1983	469
3.	Sean Renfree	2010	464
4.	Anthony Boone	2014	453
	Daniel Jones	2017	453
6.	Thaddeus Lewis	2009	449
7.	Sean Renfree	2012	441
8.	Spence Fischer	1995	438
9.	Dave Brown	1991	437
10.	Sean Renfree	2011	434

Most Pass Attempts Per Game, Season

1.	Anthony Dilweg (484-11)	1988	44.00
2.	Ben Bennett (469-11)	1983	42.64
3.	Spence Fischer (438-11)	1995	39.82
4.	Dave Brown (437-11)	1991	39.73
5.	Steve Slayden (395-10)	1987	39.50

Most Pass Attempts, Career

1.	Thaddeus Lewis	2006-09	1,510
2.	Sean Renfree	2009-12	1,389
3.	Ben Bennett	1980-83	1,375
4.	Spence Fischer	1992-95	1,369
5.	Daniel Jones	2016-18	1,275
6.	Steve Slayden	1984-87	1,204
7.	Anthony Boone	2011-14	923
8.	Leo Hart	1968-70	872
9.	Dave Brown	1989-91	845
10.	D. Bryant	2000-01	642

Most Pass Attempts Per Game, Career

1.	Daniel Jones (1,275-36)	2016-18	35.42
2.	Sean Renfree (1,389-41)	2009-12	33.88
3.	Ben Bennett (1,375-42)	1980-83	32.74
4.	Spence Fischer (1,369-42)	1992-95	32.60
5.	Thaddeus Lewis (1,510-47)	2006-09	32.13

Average Yards Per Completion, Game (15 att.)

1. Stanley Driskell (6-153)	25.50 vs. Ga. Tech, 1978
2. Anthony Dilweg (19-410)	21.58 vs. The Citadel, 1988
3. Thomas Sirk (15-315)	21.00 vs. N.C. Central, 2015
4. Bob Albright (6-125)	20.83 vs. N.C. State, 1972
5. Leo Hart (13-260)	20.00 vs. North Carolina, 1970
6. Ben Bennett (21-407)	19.38 vs. Wake Forest, 1982
7. Ron Sally (18-336)	18.67 vs. Virginia, 1981
8. Thaddeus Lewis (23-438)	18.61 vs. Navy, 2007
9. Dave Brown (24-444)	18.50 vs. Wake Forest, 1989
10. D. Bryant (11-201)	18.27 vs. Georgia Tech, 2001

Average Yards Per Completion, Season (200 att.)

1. Leo Hart (162-2,238)	1968	13.82
2. Anthony Dilweg (287-3,824)	1988	13.324
3. Spencer Romine (123-1,638)	1999	13.317
4. Ben Bennett (110-1,445)	1981	13.126
5. D. Bryant (187-2,454)	2001	13.123
6. Ben Bennett (236-3,033)	1982	12.85
7. Steve Slayden (230-2,924)	1987	12.71
8. Scotty Glacken (101-1,265)	1963	12.53
9. Thaddeus Lewis (274-3,330)	2009	12.15

Average Yards Per Completion, Career (500 att.)

1. Anthony Dilweg (342-4,557)	1985-88	13.33
2. Spencer Romine (281-3,545)	1997-2000	12.62
3. Leo Hart (486-6,116)	1968-70	12.58
4. D. Bryant (316-3,902)	2000-01	12.34
5. Dave Brown (464-5,717)	1989-91	12.32
6. Mike Dunn (288-3,511)	1975-78	12.19
7. Thaddeus Lewis (877-10,065)	2006-09	11.48

Average Yards Per Attempt, Game (15 att.)

1. Ron Salley (26-336)	12.92 vs. Virginia, 1981
2. Daniel Jones (15-189)	12.60 vs. N.C. Central, 2016
3. David Green (27-335)	12.41 vs. Georgia Tech, 1997
4. Dave Brown (36-444)	12.33 vs. Wake Forest, 1989
5. Billy Ray (16-197)	12.31 vs. W. Carolina, 1990

Average Yards Per Attempt, Season (200 att.)

1. Ben Bennett (374-3,033)	1982	8.11
2. Anthony Dilweg (484-3,824)	1988	7.90
3. Leo Hart (301-2,238)	1968	7.44
4. Billy Ray (274-2,035)	1989	7.43
5. Thaddeus Lewis (449-3,330)	2009	7.42
6. Steve Slayden (395-2,924)	1987	7.40
7. Gunnar Holmberg (217-324)	2021	7.28
8. Leo Hart (308-2,236)	1970	7.26
9. Ben Bennett (202-1,445)	1981	7.15
10. Sean Renfree (441-3,113)	2012	7.06
11. Anthony Boone (322-2,260)	2013	7.02

Average Yards Per Attempt, Career (500 att.)

1. Anthony Dilweg (594-4,559)	1985-88	7.67
2. Ben Bennett (1,375-9,614)	1980-83	6.99
3. Leo Hart (877-6,116)	1968-70	6.97
4. Sean Renfree (1,389-9,465)	2009-12	6.81
5. Dave Brown (845-5,717)	1989-91	6.77
6. Thaddeus Lewis (1,510-10,065)	2006-09	6.67
7. Steve Slayden (1,204-8,004)	1984-87	6.65
8. Spence Fischer (1,369-9,021)	1992-95	6.59
9. Daniel Jones (1,275-8,201)	2016-18	6.43
10. Anthony Boone (923-5,789)	2011-14	6.27

Most Touchdown Passes, Quarter

1. David Green (4th)	4 vs. Georgia Tech, 1997
2. Ben Bennett (4th)	3 vs. Navy, 1982
Dave Brown (2nd)	3 vs. N.C. State, 1989
Daniel Jones (2nd)	3 vs. Northwestern, 2018
Daniel Jones (3rd)	3 vs. Georgia Tech, 2018

Most Touchdown Passes, Half

1. Scotty Glacken (1st)	4 vs. Rice, 1965
Dave Brown (1st)	4 vs. N.C. State, 1989
David Green (2nd)	4 vs. Georgia Tech, 1997
Sean Renfree (2nd)	4 vs. Miami, 2012

Most Touchdown Passes, Game

1. Steve Slayden	6 vs. Georgia Tech, 1987
2. Thaddeus Lewis	5 vs. N.C. State, 2009
Daniel Jones	5 vs. Temple, 2018
4. Scotty Glacken	4 vs. Clemson, 1963
Scotty Glacken	4 vs. Rice, 1965
Ben Bennett	4 vs. Clemson, 1983
Steve Slayden	4 vs. Vanderbilt, 1987
Billy Ray	4 vs. Northwestern, 1989
Dave Brown	4 vs. Wake Forest, 1989
Dave Brown	4 vs. N.C. State, 1989
Steve Prince	4 vs. North Carolina, 1992
Spence Fischer	4 vs. North Carolina, 1994
David Green	4 vs. Georgia Tech, 1997
Thaddeus Lewis	4 vs. North Carolina, 2006
Thaddeus Lewis	4 vs. Navy, 2007
Thaddeus Lewis	4 vs. Wake Forest, 2007
Sean Renfree	4 vs. Wake Forest, 2010
Sean Renfree	4 vs. Georgia Tech, 2011
Sean Renfree	4 vs. Memphis, 2012
Anthony Boone	4 vs. Virginia, 2012
Sean Renfree	4 vs. Miami, 2012
Brandon Connette	4 vs. Pittsburgh, 2013
Anthony Boone	4 vs. Elon, 2014
Thomas Sirk	4 vs. Virginia Tech, 2015
Daniel Jones	4 vs. Pittsburgh, 2018
Quentin Harris	4 vs. North Carolina A&T, 2019
Quentin Harris	4 vs. Middle Tennessee St., 2019

Most Touchdown Passes, Season

1. Anthony Dilweg	1988	24
2. Daniel Jones	2018	22
3. Thaddeus Lewis	2007	21
4. Ben Bennett	1982	20
Steve Slayden	1987	20
Dave Brown	1991	20
Thaddeus Lewis	2009	20
8. Sean Renfree	2012	19
Anthony Boone	2014	19
10. Ben Bennett	1983	17
11. Spence Fischer	1994	16
Thomas Sirk	2015	16
Daniel Jones	2016	16
Quentin Harris	2019	16

Most Touchdown Passes, Career

1. Thaddeus Lewis	2006-09	67
2. Ben Bennett	1980-83	55
3. Daniel Jones	2016-18	52
4. Sean Renfree	2009-12	51
5. Steve Slayden	1984-87	48
Spence Fischer	1992-95	48
7. Dave Brown	1989-91	42
8. Anthony Boone	2011-14	38
9. Anthony Dilweg	1985-88	27
10. Scotty Glacken	1963-65	24

Most Games, 1+ Touchdown Passes, Season

1. Ben Bennett	1982	11
Anthony Dilweg	1988	11
Thaddeus Lewis	2007	11
4. Thaddeus Lewis	2009	10
Anthony Boone	2014	10
6. Scotty Glacken	1963	9
Ben Bennett	1980	9
Ben Bennett	1983	9
Dave Brown	1991	9
Spence Fischer	1994	9
Sean Renfree	2010	9
Sean Renfree	2012	9
Thomas Sirk	2015	9
Daniel Jones	2016	9
Daniel Jones	2018	9
Quentin Harris	2019	9

Most Games, 1+ Touchdown Passes, Career

1. Thaddeus Lewis	2006-09	36
2. Ben Bennett	1980-83	34
3. Sean Renfree	2009-12	29
4. Steve Slayden	1984-87	27
Spence Fischer	1992-95	27
6. Daniel Jones	2016-18	26
7. Dave Brown	1989-91	18
Anthony Boone	2011-14	18

Most Games, 2+ Touchdown Passes, Season

1. Anthony Dilweg	1988	8
2. Ben Bennett	1982	6
Dave Brown	1991	6
Thaddeus Lewis	2008	6
Thaddeus Lewis	2009	6
Anthony Boone	2014	6
Daniel Jones	2017	6
8. Steve Slayden	1987	5
Billy Ray	1989	5
Spence Fischer	1993	5
Spence Fischer	1994	5
Thaddeus Lewis	2007	5
Sean Renfree	2012	5
Anthony Boone	2013	5
Daniel Jones	2016	5
Daniel Jones	2018	5

Most Games, 2+ Touchdown Passes, Career

1. Thaddeus Lewis	2006-09	19
2. Daniel Jones	2016-18	16
3. Spence Fischer	1992-95	15
4. Ben Bennett	1980-83	14
5. Sean Renfree	2009-12	13
6. Dave Brown	1989-91	12
Anthony Boone	2011-14	12

Most Games, 3+ Touchdown Passes, Season

1. Anthony Dilweg	1988	5
Daniel Jones	2018	5
3. Dave Brown	1989	4
Dave Brown	1991	4
5. Ben Bennett	1982	3
Ben Bennett	1983	3
Steve Slayden	1987	3
Billy Ray	1989	3
Thaddeus Lewis	2007	3
Sean Renfree	2012	3
Anthony Boone	2013	3

Most Games, 3+ Touchdown Passes, Career

1. Dave Brown	1989-91	8
2. Thaddeus Lewis	2006-09	7
3. Ben Bennett	1980-83	6
Anthony Boone	2011-14	6
Daniel Jones	2016-18	6
6. Steve Slayden	1984-87	5
Anthony Dilweg	1985-88	5
Spence Fischer	1992-95	5
Sean Renfree	2009-12	5

Most Games, 4+ Touchdown Passes, Season

1. Steve Slayden	1987	2
Dave Brown	1989	2
Thaddeus Lewis	2007	2
Sean Renfree	2012	2
Daniel Jones	2018	2
Quentin Harris	2019	2

Most Games, 4+ Touchdown Passes, Career

1. Thaddeus Lewis	2006-09	4
Sean Renfree	2009-12	4
3. Scotty Glacken	1963-65	2
Steve Slayden	1984-87	2
Dave Brown	1989-91	2
Anthony Boone	2011-14	2
Daniel Jones	2016-18	2
Quentin Harris	2016-19	2

Most Consecutive Games, 1+ TD Pass

1. Ben Bennett	17
<i>(All 11 games of 1982; first 6 games of 1983)</i>	
2. Thaddeus Lewis	12
<i>(Last 2 games of 2006; first 10 games of 2007)</i>	
3. Anthony Dilweg	11
<i>(All 11 games of 1988)</i>	
4. Spence Fischer	10
<i>(Last 7 games of 1994; first 3 games of 1995)</i>	

Most Consecutive Games, 2+ TD Pass

1. Ben Bennett	4
<i>(1982: South Carolina, Virginia, Navy & Virginia Tech)</i>	
Anthony Dilweg	4
<i>(1988: Northwestern, Tennessee, The Citadel & Virginia)</i>	
Dave Brown	4
<i>(1990: N. Carolina; 1991: S. Carolina, Rutgers & Colgate)</i>	
Thaddeus Lewis	4
<i>(2007: Northwestern, Navy, Miami & Wake Forest)</i>	
Thaddeus Lewis	4
<i>(2009: N.C. Central, Virginia Tech, N.C. State & Maryland)</i>	

Most Seasons, 10+ Touchdown Passes

1. Thaddeus Lewis (2006-07-08-09)	4
2. Ben Bennett (1980-82-83)	3
Steve Slayden (1985-86-87)	3
Spence Fischer (1993-94-95)	3
Sean Renfree (2010-11-12)	3
Daniel Jones (2016-17-18)	3
7. Dave Brown (1989-91)	2
Anthony Boone (2013-14)	2

Most Seasons, 15+ Touchdown Passes

1. Thaddeus Lewis (2007-08-09)	3
2. Ben Bennett (1982-83)	2
Daniel Jones (2016-18)	2
4. Steve Slayden (1987)	1
Anthony Dilweg (1988)	1
Billy Ray (1989)	1
Dave Brown (1991)	1
Spence Fischer (1994)	1
Sean Renfree (2012)	1
Anthony Boone (2014)	1
Thomas Sirk (2015)	1
Quentin Harris (2019)	1

Most Seasons, 20+ Touchdown Passes

1. Thaddeus Lewis (2007-09)	2
2. Ben Bennett (1982)	1
Steve Slayden (1987)	1
Anthony Dilweg (1988)	1
Dave Brown (1991)	1
Daniel Jones (2018)	1

Most Touchdown Passes of 20+ Yards, Game

1. Quentin Harris (38, 22, 39 & 24)	4 vs. N.C. A&T, 2019
2. Billy Cox (66, 48 & 46)	3 vs. Richmond, 1950
Scotty Glacken (28, 28 & 24)	3 vs. Clemson, 1963
Steve Slayden (73, 37 & 28)	3 vs. Vanderbilt, 1987
Anthony Boone (54, 45 & 37)	3 vs. Virginia, 2012
Thomas Sirk (89, 43 & 24)	3 vs. N.C. Central, 2015
Daniel Jones (25, 32 & 64)	3 vs. Notre Dame, 2016
Daniel Jones (34, 22 & 85)	3 vs. Temple, 2018
9. 53 with 2; last Daniel Jones (34, 22 & 85)	3 vs. Temple, 2018

Most Touchdown Passes of 20+ Yards, Season

1. Ben Bennett	1982	11
Sean Renfree	2012	11
Daniel Jones	2018	11
4. Thaddeus Lewis	2007	10
Quentin Harris	2019	10
6. Steve Slayden	1987	9
Dave Brown	1991	9
Thaddeus Lewis	2009	9
Daniel Jones	2016	9
10. Ben Bennett	1980	8
Dave Brown	1989	8
Thaddeus Lewis	2008	8
Anthony Boone	2014	8

Most Touchdown Passes of 20+ Yards, Career

1. Thaddeus Lewis	2006-09	31
2. Ben Bennett	1980-83	29
3. Daniel Jones	2016-18	27
4. Sean Renfree	2009-12	26
5. Steve Slayden	1984-87	20
Dave Brown	1989-91	20
7. Spence Fischer	1992-95	16
Anthony Boone	2011-14	16
9. Quentin Harris	2016-19	13
10. Leo Hart	1968-70	12
11. Scotty Glacken	1963-65	11
12. Anthony Dilweg	1985-88	9

Most Touchdown Passes of 50+ Yards, Game

1. George Harris (50 & 55)	2 vs. Wake Forest, 1959
Scotty Glacken (60 & 62)	2 vs. Rice, 1965
Dave Brown (76 & 97)	2 vs. Wake Forest, 1989
Dave Brown (55 & 72)	2 vs. Clemson, 1991
Thaddeus Lewis (69 & 76)	2 vs. Navy, 2007
Thaddeus Lewis (56 & 62)	2 vs. Wake Forest, 2009
Sean Renfree (51 & 70)	2 vs. Wake Forest, 2010
Brandon Connette (62 & 75)	2 vs. Pittsburgh, 2013
Daniel Jones (74 & 68)	2 vs. Pittsburgh, 2018

Most Touchdown Passes of 50+ Yards, Season

1. Thaddeus Lewis	2007	5
Sean Renfree	2012	5
Daniel Jones	2018	5
4. Walt Rappold	1961	3
Dave Brown	1991	3
Thaddeus Lewis	2009	3
Sean Renfree	2010	3
Brandon Connette	2013	3
Daniel Jones	2017	3

Most Touchdown Passes of 50+ Yards, Career

1. Sean Renfree	2009-12	10
Daniel Jones	2016-18	10
3. Thaddeus Lewis	2006-09	8
4. Dave Brown	1989-91	5
Anthony Boone	2011-14	5
6. Scotty Glacken	1963-65	4
Ben Bennett	1980-83	4

Most Touchdown Passes, 2 Consecutive Games

1. Dave Brown, 1989 (4 vs. WF & 4 vs. NCS)	8
Dave Brown, 1989 (4 vs. N.C. A&T & 4 vs. MTSU)	8
3. Steve Slayden, 1987 (1 vs. MD & 6 vs. GT)	7
Steve Slayden, 1987 (6 vs. GT & 1 vs. WF)	7
Thaddeus Lewis, 2009 (2 vs. VT & 5 vs. NCS)	7
Thaddeus Lewis, 2009 (5 vs. NCS & 2 vs. MD)	7
Sean Renfree, 2012 (3 vs. NCCU & 4 vs. MEM)	7
Brandon Connette, 2013 (4 vs. PITT & 3 vs. TROY)	7
Anthony Boone, 2013-14 (3 vs. TAMU ³ & 4 vs. ELON ⁴)	7
10. Ben Bennett, 1982 (3 vs. UVA & 3 vs. NAVY)	6
Anthony Dilweg, 1988 (3 vs. TENN & 3 vs. CIT)	6
Anthony Dilweg, 1988 (3 vs. CIT & 3 vs. UVA)	6
Thaddeus Lewis, 2007 (4 vs. NAVY & 2 vs. MIA)	6
Thaddeus Lewis, 2007 (2 vs. MIA & 4 vs. WF)	6
Sean Renfree, 2010 (2 vs. ELON & 4 vs. WF)	6
Quentin Harris, 2018 (3 vs. BAY & 3 vs. NCCU)	6
Daniel Jones, 2018 (1 vs. WF & 5 vs. TEM)	6

Most Touchdown Passes, 3 Consecutive Games

1. Dave Brown, 1989	11
<i>(4 vs. Wake Forest, 4 vs. N.C. State & 3 vs. North Carolina)</i>	
2. Steve Slayden, 1987	10
<i>(6 vs. Georgia Tech, 1 vs. Wake Forest & 3 vs. N.C. State)</i>	
Thaddeus Lewis, 2007	10
<i>(4 vs. Navy, 2 vs. Miami & 4 vs. Wake Forest)</i>	
Quentin Harris, 2019	10
<i>(4 vs. N.C. A&T, 4 vs. MTSU & 2 vs. Virginia Tech)</i>	
5. Anthony Dilweg, 1988	9
<i>(3 vs. Tennessee, 3 vs. The Citadel & 3 vs. Virginia)</i>	
Thaddeus Lewis, 2009	9
<i>(2 vs. N.C. Central, 2 vs. Virginia Tech & 5 vs. N.C. State)</i>	
Thaddeus Lewis, 2009	9
<i>(2 vs. Virginia Tech, 5 vs. N.C. State & 2 vs. Maryland)</i>	

Most TD Passes By A Combination, Game

1. David Green to Corey Thomas (36, 19, 4, 18 yards)	4 vs. Georgia Tech, 1997
Thaddeus Lewis to Eron Riley (76, 35, 9, 69 yards)	4 vs. Navy, 2007

Most TD Passes By A Combination, Season

1. B. Bennett to C. Castor	1982	12
2. S. Slayden to C. Hines	1987	11
3. A. Dilweg to C. Hines	1988	10
4. B. Ray to C. Hines	1989	9
T. Lewis to E. Riley	2007	9
6. S. Slayden to D. Green	1985	8
D. Brown to C. Hines	1989	8
8. B. Bennett to C. Jones	1981	7
T. Lewis to E. Riley	2008	7
S. Renfree to J. Crowder	2012	7

Most TD Passes By A Combination, Career

1. Thaddeus Lewis to Eron Riley	19
2. Ben Bennett to Chris Castor	16
Steve Slayden to Doug Green	16
Sean Renfree to Conner Vernon	16
5. Spence Fischer to Corey Thomas	13
Anthony Boone to Jamison Crowder	13
7. Steve Slayden to Clarkston Hines	11
8. Ben Bennett to Cedric Jones	10
Anthony Dilweg to Clarkston Hines	10
10. Dave Brown to Walter Jones	9
Daniel Jones to T.J. Rahming	9
12. Sean Renfree to Jamison Crowder	8
Daniel Jones to Davis Koppenhaver	8

Most TD Passes of 20+ Yards By A Combination, Game

1. Billy Cox to Tom Powers (66, 48 & 46 yards)	3 vs. Richmond, 1950
Thaddeus Lewis to Eron Riley (76, 69 & 35 yards)	3 vs. Navy, 2007
3. 22 times with 2; most recent:	
Daniel Jones to T.J. Rahming (22 & 85 yards)	2 vs. Temple, 2018

Most TD Passes of 20+ Yards By A Combination, Season

1.	B. Bennett to C. Castor	1982	8
2.	S. Slayden to C. Hines	1987	7
3.	T. Lewis to E. Riley	2007	6
	S. Renfree to J. Crowder	2012	6
5.	A. Dilweg to K. Ewell	1988	5
	A. Boone to J. Crowder	2014	5

Most TD Passes of 20+ Yards By A Combination, Career

1.	Ben Bennett to Chris Castor	12
	Thaddeus Lewis to Eron Riley	12
3.	Sean Renfree to Conner Vernon	10
4.	Steve Slayden to Doug Green	9
5.	Leo Hart to Wes Chesson	7
	Steve Slayden to Clarkston Hines	7
	Spence Fischer to Corey Thomas	7
	Sean Renfree to Jamison Crowder	7
	Anthony Boone to Jamison Crowder	7

Most TD Passes of 50+ Yards By A Combination, Game

1.	Scotty Glacken to Dave Dunaway (60 & 62 yards)	2 vs. Rice, 1965
	Dave Brown to Clarkston Hines (76 & 97 yards)	2 vs. Wake Forest, 1989
	Dave Brown to Brad Breedlove (55 & 72 yards)	2 vs. Clemson, 1991
	Thaddeus Lewis to Eron Riley (76 & 69 yards)	2 vs. Navy, 2007
	Sean Renfree to Conner Vernon (51 & 70 yards)	2 vs. Wake Forest, 2010

Most TD Passes of 50+ Yards By A Combination, Season

1.	T. Lewis to E. Riley	2007	4
	S. Renfree to J. Crowder	2012	4
3.	S. Renfree to C. Vernon	2010	3

Most TD Passes of 50+ Yards By A Combination, Career

1.	Thaddeus Lewis to Eron Riley	4
	Sean Renfree to Conner Vernon	4
	Sean Renfree to Jamison Crowder	4
	Anthony Boone to Jamison Crowder	4
5.	Ben Bennett to Chris Castor	3

Most Games, 300+ Passing Yards, Season

1.	Anthony Dilweg	1988	9
2.	Thaddeus Lewis	2009	7
3.	Sean Renfree	2010	5
4.	Ben Bennett	1983	4
	Dave Brown	1991	4
	Spence Fischer	1995	4
	Daniel Jones	2016	4
8.	Ben Bennett	1982	3
	Steve Slayden	1987	3
	Dave Brown	1989	3
	Spence Fischer	1993	3
	Sean Renfree	2011	3
	Sean Renfree	2012	3
	Daniel Jones	2018	3

Most Games, 300+ Passing Yards, Career

1.	Thaddeus Lewis	2006-09	11
	Sean Renfree	2009-12	11
3.	Anthony Dilweg	1985-88	10
4.	Ben Bennett	1980-83	9
	Daniel Jones	2016-18	9
6.	Dave Brown	1989-91	8

Most Games, 400+ Passing Yards, Season

1.	Anthony Dilweg	1988	2
	Dave Brown	1989	2

Most Games, 400+ Passing Yards, Career

1.	Ben Bennett	1980-83	3
2.	Anthony Dilweg	1985-88	2
	Dave Brown	1989-91	2
	Thaddeus Lewis	2006-09	2
5.	Steve Slayden	1984-87	1
	Spencer Romine	1997-00	1
	D. Bryant	1998-00	1
	Sean Renfree	2009-12	1
	Anthony Boone	2011-14	1

Touchdown-to-Interception Ratio, Season (10 TD)

1.	Thaddeus Lewis (15-6)	2008	2.50-1
	Thaddeus Lewis (20-8)	2009	2.50-1
3.	Daniel Jones (22-9)	2018	2.44-1
4.	Anthony Boone (19-8)	2014	2.38-1
5.	Dave Brown (14-6)	1989	2.33-1
6.	Brandon Connette (13-6)	2013	2.17-1
7.	Thaddeus Lewis (21-10)	2007	2.10-1
8.	Spence Fischer (16-8)	1994	2.00-1
	Thomas Sirk (16-8)	2015	2.00-1
10.	Sean Renfree (19-10)	2012	1.90-1
11.	Daniel Jones (16-9)	2016	1.78-1
12.	Ben Bennett (20-12)	1982	1.67-1
13.	Scotty Glacken (12-8)	1963	1.50-1
14.	Quentin Harris (16-11)	2019	1.45-1
15.	Ben Bennett (17-12)	1983	1.42-1
16.	Anthony Dilweg (24-18)	1988	1.33-1
	Dave Brown (20-15)	1991	1.33-1
	Adam Smith (12-9)	2002	1.33-1

Touchdown-to-Interception Ratio, Career (20 TD)

1.	Quentin Harris (24-12)	2016-19	2.0-1
2.	Daniel Jones (52-29)	2016-18	1.79-1
3.	Thaddeus Lewis (67-40)	2006-09	1.68-1
4.	Anthony Boone (38-24)	2011-14	1.58-1
5.	Sean Renfree (51-40)	2009-12	1.28-1
6.	Dave Brown (42-33)	1989-91	1.27-1
7.	Billy Ray (23-19)	1989-90	1.21-1
8.	Anthony Dilweg (27-24)	1985-88	1.13-1
9.	Scotty Glacken (24-23)	1963-65	1.04-1
	Spence Fischer (48-46)	1992-95	1.04-1

Pass Completion-to-Interception Ratio, Season (200)

1.	Thaddeus Lewis (224-6)	2008	37.33-1
2.	Thaddeus Lewis (274-8)	2009	34.25-1
3.	Anthony Boone (255-8)	2014	31.88-1
4.	Thomas Sirk (251-8)	2015	31.38-1
5.	Daniel Jones (270-9)	2016	30.00-1
6.	Sean Renfree (297-10)	2012	29.00-1
7.	Gunnar Holmberg (217-8)	2021	27.13-1
8.	Daniel Jones (237-9)	2018	26.33-1
9.	Sean Renfree (282-11)	2011	25.64-1
10.	Spence Fischer (204-8)	1994	25.50-1
11.	Ben Bennett (300-12)	1983	25.00-1

Pass Completion-to-Interception Ratio, Career (500)

1.	Daniel Jones (764-29)	2016-18	26.34-1
2.	Anthony Boone (540-24)	2011-14	22.50-1
3.	Sean Renfree (898-40)	2009-12	22.45-1
4.	Thaddeus Lewis (877-40)	2006-09	21.93-1
6.	Spence Fischer (786-46)	1992-95	17.09-1
7.	Leo Hart (486-32)	1968-70	15.19-1
8.	Mike Schneider (288-19)	2003-05	15.16-1

Pass Attempt-to-Interception Ratio, Season (200)

1.	Thaddeus Lewis (361-6)	2008	60.17-1
2.	Anthony Boone (453-8)	2014	56.63-1
3.	Thaddeus Lewis (449-8)	2009	56.13-1
4.	Thomas Sirk (427-8)	2015	53.38-1
5.	Daniel Jones (430-9)	2016	47.78-1
6.	Sean Renfree (441-10)	2012	44.10-1
7.	Daniel Jones (392-9)	2018	43.55-1
8.	Spence Fischer (346-8)	1994	43.25-1
9.	Daniel Jones (453-11)	2017	41.18-1
10.	Gunnar Holmberg (217-8)	2021	40.50-1
11.	Sean Renfree (434-11)	2011	39.45-1
12.	Ben Bennett (469-12)	1983	39.08-1
13.	Mike Schneider (253-7)	2004	36.14-1
14.	Thaddeus Lewis (360-10)	2007	36.00-1

Pass Attempt-to-Interception Ratio, Career (500)

1.	Daniel Jones (1,275-29)	2016-18	43.97-1
2.	Anthony Boone (923-24)	2011-14	38.46-1
3.	Thaddeus Lewis (1,510-40)	2006-09	37.75-1
4.	Sean Renfree (1,389-40)	2009-12	34.73-1
5.	Spence Fischer (1,369-46)	1992-95	29.76-1
6.	Mike Schneider (547-19)	2003-05	28.79-1
7.	Leo Hart (877-32)	1968-70	27.41-1

Most Passing Yards, 2 Consecutive Games

1.	Dave Brown, 1989 (374 vs. NCS & 479 vs. NC)	853
2.	Anthony Dilweg, 1988 (475 vs. WF & 357 vs. NCS)	832
3.	Thaddeus Lewis, 2009 (459 vs. NCS & 371 vs. MD)	830
4.	Dave Brown, 1989 (444 vs. WF & 374 vs. NCS)	818
	Thaddeus Lewis, 2009 (359 vs. VT & 459 vs. NCS)	818
6.	Anthony Dilweg, 1988 (410 vs. CIT & 381 vs. UVa)	801

Most Passing Yards, 3 Consecutive Games

1.	Dave Brown, 1989 (444 vs. Wake Forest, 374 vs. N.C. State & 479 vs. N. Carolina)	1,297
2.	Anthony Dilweg, 1988 (475 vs. Wake Forest, 357 vs. N.C. State & 362 vs. North Carolina)	1,194
3.	Thaddeus Lewis, 2009 (359 vs. Virginia Tech, 459 vs. N.C. State & 371 vs. Maryland)	1,189
4.	Thaddeus Lewis, 2009 (459 vs. N.C. State, 371 vs. Maryland & 343 vs. Virginia)	1,173
5.	Anthony Dilweg, 1988 (410 vs. The Citadel, 381 vs. Virginia & 349 vs. Vanderbilt)	1,150
6.	Steve Slayden, 1987 (396 vs. Georgia Tech, 281 vs. Wake Forest & 458 vs. N.C. State)	1,135

Most Consecutive Games, 100+ Passing Yards

1.	Spence Fischer (Last 10 games of 1993; all 11 games of 1994; all 11 games of 1995)	32
2.	Sean Renfree (All 12 games of 2010; all 12 games of 2011; first 8 games of 2012*)	31
3.	Ben Bennett (Last game of 1981; all 11 games of 1982; all 11 games of 1983)	23
	Thaddeus Lewis (Last 7 games of 2006; all 12 games of 2007; first 4 games of 2008)	23
5.	Anthony Boone (Last 9 games of 2013; all 13 games of 2014)	22

*Did not play vs. Virginia in Week 6

Most Consecutive Games, 200+ Passing Yards

1.	Anthony Dilweg (All 11 games of 1988)	11
2.	Sean Renfree (First 8 games of 2012*)	7

*Did not play vs. Virginia in Week 6

Most Consecutive Games, 300+ Passing Yards

1.	Anthony Dilweg (First 5 games of 1988)	5
2.	Thaddeus Lewis (Games 5-6-7-8 of 2009)	4
3.	Anthony Dilweg (Last 3 games of 1988)	3

Most Games, 100+ Passing Yards, Season

1.	Anthony Boone	2014	13
2.	Thaddeus Lewis	2007	12
	Sean Renfree	2010	12
	Sean Renfree	2011	12
	Thomas Sirk	2015	12
	Daniel Jones	2017	12
7.	Ben Bennett	1982	11
	Ben Bennett	1983	11
	Anthony Dilweg	1988	11
	Dave Brown	1991	11
	Spence Fischer	1995	11
	Thaddeus Lewis	2009	11
	Sean Renfree	2012	11
	Daniel Jones	2016	11
	Daniel Jones	2018	11
	Gunnar Holmberg	2021	11

Most Games, 100+ Passing Yards, Career

1.	Thaddeus Lewis	2006-09	42
2.	Spence Fischer	1992-95	39
3.	Ben Bennett	1980-83	38
4.	Steve Slayden	1984-87	37
	Sean Renfree	2009-12	37

Most Games, 200+ Passing Yards, Season

1.	Anthony Dilweg	1988	11
2.	Sean Renfree	2012	10
3.	Leo Hart	1968	9
	Ben Bennett	1982	9
	Ben Bennett	1983	9
	Steve Slayden	1987	9
	Sean Renfree	2010	9
	Sean Renfree	2011	9
9.	Leo Hart	1970	8
	Spence Fischer	1995	8
	Thaddeus Lewis	2009	8
	Daniel Jones	2016	8

Most Games, 200+ Passing Yards, Career

1.	Sean Renfree	2009-12	28
2.	Ben Bennett	1980-83	25
3.	Thaddeus Lewis	2006-09	24
4.	Spence Fischer	1992-95	21
	Daniel Jones	2016-18	21
6.	Leo Hart	1968-70	20

Most Seasons, 1,000+ Passing Yards

1.	Ben Bennett (1980-81-82-83)	4
	Steve Slayden (1984-85-86-87)	4
	Spence Fischer (1992-93-94-95)	4
	Thaddeus Lewis (2006-07-08-09)	4
5.	Leo Hart (1968-69-70)	3
	Dave Brown (1989-90-91)	3
	Sean Renfree (2010-11-12)	3
	Daniel Jones (2016-17-18)	3
9.	Scotty Glacken (1963-64)	2
	Mike Dunn (1976-77)	2
	Billy Ray (1989-90)	2
	D. Bryant (2000-01)	2
	Mike Schneider (2003-04)	2
	Anthony Boone (2013-14)	2

Most Seasons, 2,000+ Passing Yards

1.	Thaddeus Lewis (2006-07-08-09)	4
2.	Ben Bennett (1980-82-83)	3
	Spence Fischer (1993-94-95)	3
	Sean Renfree (2010-11-12)	3
	Daniel Jones (2016-17-18)	3
6.	Leo Hart (1968-70)	2
	Anthony Boone (2013-14)	2

Most Seasons, 3,000+ Passing Yards

1.	Ben Bennett (1982-83)	2
	Sean Renfree (2010-12)	2
3.	Anthony Dilweg (1988)	1
	Thaddeus Lewis (2009)	1

Most Consecutive Starts Without An INT

1.	Worth Lutz	1952	6
	Thaddeus Lewis	2007-08	6
3.	Don Altman	1959-60	5
	Hal Spears	1973-74	5
	Daniel Jones	2016-17	5

Most Consecutive Pass Attempts Without INT

1.	Thaddeus Lewis	2007-08	206
2.	Daniel Jones	2016-17	202
3.	Thomas Sirk	2015	178
4.	Sean Renfree	2010	173
	Daniel Jones	2016	173
6.	Ben Bennett	1982-83	169
7.	Spence Fischer	1993	156
8.	Thaddeus Lewis	2009	130
9.	Anthony Boone	2014	127
10.	Anthony Boone	2014	125
11.	Adam Smith	2002-03	118
12.	Ben Bennett	1981-82	107
13.	Mike Dunn	1977	105
	Quentin Harris	2019	105
15.	Bobby Campbell	1998	102

Most Consecutive Pass Attempts Without INT To Start A Season

1.	Ben Bennett	1983	126
2.	Anthony Boone	2014	125
3.	Thaddeus Lewis	2008	105
4.	Sean Renfree	2011	95
5.	Adam Smith	2003	94
6.	Gunnar Holmberg	2021	90
7.	Ben Bennett	1982	84
8.	Thaddeus Lewis	2009	83
9.	Thomas Sirk	2015	79

Most Consecutive Pass Attempts Without INT To Start A Career

1.	Thomas Sirk	2014-15	93
2.	Quentin Harris	2015-18	80
3.	Thaddeus Lewis	2006	69

Most Pass Attempts Without An INT, Game

1.	Sean Renfree	59 vs. Miami, 2012
2.	Thaddeus Lewis	55 vs. Richmond, 2009
3.	Thaddeus Lewis	52 vs. N.C. State, 2008
	Thomas Sirk	52 vs. Miami, 2015
5.	Steve Slayden	50 vs. Georgia Tech, 1987
	Dave Brown	50 vs. South Carolina, 1991
	Thaddeus Lewis	50 vs. N.C. State, 2009
	Daniel Jones	50 vs. Miami, 2016
9.	Sean Renfree	49 vs. Boston College, 2010
10.	Ben Bennett	46 vs. Maryland, 1981
	Daniel Jones	46 vs. Pittsburgh, 2016

Most Games, 20+ Pass Completions, Season

1.	Ben Bennett	1983	11
	Sean Renfree	2012	11
3.	Ben Bennett	1982	8
	Anthony Dilweg	1988	8
	Thaddeus Lewis	2009	8
	Sean Renfree	2011	8
	Daniel Jones	2016	8
8.	Spence Fischer	1995	7
	Sean Renfree	2010	7
	Gunnar Holmberg	2021	7

Most Games, 20+ Pass Completions, Career

1.	Sean Renfree	2009-12	26
2.	Ben Bennett	1980-83	22
3.	Daniel Jones	2016-18	20
4.	Thaddeus Lewis	2006-09	19
5.	Spence Fischer	1992-95	18
6.	Steve Slayden	1984-87	12
	Anthony Boone	2011-14	12
8.	Dave Brown	1989-91	11
9.	Leo Hart	1968-70	10

Most Games, 30+ Pass Completions, Season

1.	Anthony Dilweg	1988	4
2.	Ben Bennett	1983	3
	Steve Slayden	1987	3
	Spence Fischer	1995	3
	Thaddeus Lewis	2009	3
	Sean Renfree	2010	3
	Daniel Jones	2016	3

Most Games, 30+ Pass Completions, Career

1.	Sean Renfree	2009-12	6
2.	Ben Bennett	1980-83	5
	Thaddeus Lewis	2006-09	5
	Daniel Jones	2016-18	5
5.	Anthony Dilweg	1985-88	4
	Spence Fischer	1992-95	4

Most Consecutive Games With 10+ Pass Completions

1.	Sean Renfree	36
	<i>(All 12 games of 2010; all 12 games of 2011; 12 of 13 games of 2012 - DNP Week 6 vs. Virginia due to injury)</i>	
2.	Thaddeus Lewis	30
	<i>(Last 6 games of 2016; all 13 games of 2017; all 11 games of 2018)</i>	
3.	Thaddeus Lewis	28
	<i>(Last 7 games of 2006; all 12 games of 2007; first 9 games of 2008)</i>	
4.	Ben Bennett	23
	<i>(Last game of 1981; all 11 games of 1982; all 11 games of 1983)</i>	
5.	Steve Slayden	21
	<i>(Last 4 games of 1984; all 10 of 1985; first 7 of 1986)</i>	

Most Consecutive Games With 20+ Pass Completions

1.	Ben Bennett	14
	<i>(Last 3 games of 1982; all 11 games of 1983)</i>	

Most Consecutive Completions, Game

1.	D. Bryant	16 vs. N.C. State, 2000
	Sean Renfree	16 vs. Navy, 2010
3.	Ben Bennett	15 vs. North Carolina, 1983
	Thaddeus Lewis	15 vs. Northwestern, 2007
5.	Ben Bennett	14 vs. Maryland, 1982
	Sean Renfree	14 vs. Boston College, 2011
	Anthony Boone	14 vs. Wake Forest, 2013

Most Games with 20+ Pass Attempts without an Interception, Season

1.	Anthony Boone	2014	7
	Thomas Sirk	2015	7
3.	Spence Fischer	1994	6
	Thaddeus Lewis	2008	6
5.	Ben Bennett	1982	5
	Thaddeus Lewis	2007	5
	Sean Renfree	2010	5
	Daniel Jones	2016	5
	Daniel Jones	2017	5
	Quentin Harris	2019	5
11.	Seven times, last Anthony Boone	2013	4

Most Games with 30+ Pass Attempts without an Interception, Season

1.	Anthony Boone	2014	6
2.	Thomas Sirk	2015	5
3.	Sean Renfree	2010	4
	Daniel Jones	2016	4
5.	Spence Fischer	1993	3
	Spence Fischer	1994	3
	Thaddeus Lewis	2008	3
	Thaddeus Lewis	2009	3
	Sean Renfree	2012	3
	Daniel Jones	2017	3

Most Games with 40+ Pass Attempts without an Interception, Season

1.	Thaddeus Lewis	2009	3
2.	Ben Bennett	1983	2
	Adam Smith	2002	2
	Thaddeus Lewis	2008	2
	Sean Renfree	2010	2
	Thomas Sirk	2015	2
	Daniel Jones	2016	2
	Daniel Jones	2018	2

Most Games with 50+ Pass Attempts without an Interception, Season

1.	Thaddeus Lewis	2006-09	2
----	----------------	---------	---

Most Games with 20+ Pass Attempts without an Interception, Career

1.	Thaddeus Lewis	2006-09	19
2.	Spence Fischer	1992-95	14
3.	Sean Renfree	2009-12	13
	Daniel Jones	2016-18	13
5.	Anthony Boone	2011-14	12
6.	Leo Hart	1968-70	9
7.	Ben Bennett	1980-83	8
8.	Thomas Sirk	2014-16	7
	Quentin Harris	2016-19	7
10.	Mike Dunn	1975-78	6
	Steve Slayden	1984-87	6
	Dave Brown	1989-91	6

Most Games with 30+ Pass Attempts without an Interception, Career

1.	Thaddeus Lewis	2006-09	10
2.	Sean Renfree	2009-12	9
	Anthony Boone	2011-14	9
	Daniel Jones	2016-18	9
5.	Spence Fischer	1992-95	7
6.	Thomas Sirk	2014-16	5
7.	Dave Brown	1989-91	4
8.	Leo Hart	1968-70	3

Most Games with 40+ Pass Attempts without an Interception, Career

1.	Thaddeus Lewis	2006-09	6
2.	Daniel Jones	2016-18	5
3.	Sean Renfree	2009-12	4
4.	Ben Bennett	1980-83	3
5.	Thomas Sirk	2014-16	2

Most Games with 50+ Pass Attempts without an Interception, Career

1.	Thaddeus Lewis	2006-09	3
2.	Steve Slayden	1984-87	1
	Dave Brown	1989-91	1
	Sean Renfree	2009-12	1
	Thomas Sirk	2014-16	1
	Daniel Jones	2016-18	1

Most Consecutive Games with 20+ Pass Attempts without an Interception

1.	Thaddeus Lewis	2007-08	6
2.	Daniel Jones	2016-17	5
3.	Spence Fischer	1994	4
	Sean Renfree	2010	4
	Thomas Sirk	2015	4

Most Consecutive Games with 30+ Pass Attempts without an Interception

1.	Daniel Jones	2016	4
2.	Spence Fischer	1993	3

Most Consecutive Games with 40+ Pass Attempts without an Interception

1.	Sean Renfree	2010	2
	Daniel Jones	2016	2

Most Starts, QB

1.	Thaddeus Lewis	2006-09	46
2.	Ben Bennett	1980-83	38
3.	Spence Fischer	1992-95	37
4.	Steve Slayden	1984-87	36
	Daniel Jones	2016-18	36
6.	Mike Dunn	1975-78	35
	Sean Renfree	2009-12	35
8.	Leo Hart	1968-70	31
9.	Jerry Barger	1951-54	27
10.	Anthony Boone	2011-14	25

Most Consecutive Starts, QB

1.	Thaddeus Lewis	33
	<i>(Last 11 games of 2006; all 12 games of 2007; first 10 games of 2008)</i>	
2.	Leo Hart	31
	<i>(All 10 games of 1968 & 1969; all 11 games of 1970)</i>	
3.	Daniel Jones	27
	<i>(All 12 games of 2016; all 13 games of 2017; first 2 games of 2018)</i>	
4.	Spence Fischer	26
	<i>(last 4 games of 1993; all 11 games of 1994 & 1995)</i>	
5.	Mike Dunn	25
	<i>(Last 3 games of 1975; all 11 games of 1976 & 1977)</i>	
6.	Scotty Glacken	24
	<i>(Last 8 games of 1963; all 10 games of 1964; first 6 games of 1965)</i>	
7.	Steve Slayden	23
	<i>(Last 7 games of 1985; all 11 games of 1986; first 5 games of 1987)</i>	
8.	Anthony Boone	22
	<i>(Last 9 games of 2013; all 13 games of 2014)</i>	
9.	Ben Bennett	21
	<i>(Last 10 games of 1982; all 11 games of 1983)</i>	
10.	Walt Rappold	20
	<i>(All 10 games of 1961 & 1962)</i>	

Most Pass Completions By A Reserve QB, Game

1.	Dave Brown	23 vs. Northwestern, 1990
2.	David Green	21 vs. Georgia Tech, 1997
3.	Ben Bennett	19 vs. Tennessee, 1982
	Bobby Campbell	19 vs. Wake Forest, 1998
5.	Sean Renfree	18 vs. Miami, 2010
6.	Bobby Campbell	17 vs. N.C. State, 1998

Most Pass Attempts By A Reserve QB, Game

1.	Sean Renfree	38 vs. Miami, 2010
2.	Bobby Campbell	34 vs. Wake Forest, 1998
3.	Dave Brown	33 vs. Northwestern, 1990
4.	Bobby Campbell	31 vs. Vanderbilt, 1999
5.	Ben Bennett	29 vs. Tennessee, 1982
6.	Bobby Campbell	28 vs. N.C. State, 1998

Most Passing Yards By A Reserve QB, Game

1.	David Green	335 vs. Georgia Tech, 1997
2.	Ben Bennett	288 vs. Tennessee, 1982
3.	Dave Brown	278 vs. Northwestern, 1990
4.	Bobby Campbell	251 vs. Vanderbilt, 1999
5.	Brandon Connette	198 vs. Memphis, 2013
6.	Spence Fischer	188 vs. Rice, 1992
	Bobby Campbell	188 vs. N.C. State, 1998
8.	Dave Brown	182 vs. Western Carolina, 1990
9.	Bobby Campbell	181 vs. Wake Forest, 1998
10.	Spence Fischer	179 vs. Florida State, 1992

Most Passing TDs By A Reserve QB, Game

1.	David Green	4 vs. Georgia Tech, 1997
2.	Dave Brown	3 vs. Virginia, 1989

300-YARD PASSING GAMES

479	Dave Brown	1989	at North Carolina	315	Dave Brown	1991	N.C. State
475	Anthony Dilweg	1988	Wake Forest	315	Thomas Sirk	2015	N.C. Central
469	Ben Bennett	1980	Wake Forest	314	Spence Fischer	1994	vs. Wisconsin
459	Thaddeus Lewis	2009	at N.C. State	314	Sean Renfree	2010	at Navy
458	Steve Slayden	1987	N.C. State	314	Sean Renfree	2012	Memphis
444	Dave Brown	1989	at Wake Forest	314	Gunnar Holmberg	2021	Northwestern
442	Ben Bennett	1983	N.C. State	313	Ben Bennett	1982	at N.C. State
432	Sean Renfree	2012	Miami	311	Anthony Dilweg	1988	at Tennessee
428	Thaddeus Lewis	2007	at Navy	310	D. Bryant	2000	at N.C. State
427	Anthony Boone	2013	vs. Texas A&M	308	Billy Ray	1989	at Maryland
423	Daniel Jones	2018	Temple	305	Anthony Dilweg	1987	at Clemson
410	Anthony Dilweg	1988	The Citadel	305	Thaddeus Lewis	2006	at Wake Forest
407	Ben Bennett	1982	Wake Forest	305	Daniel Jones	2016	at Georgia Tech
404	Spencer Romine	1999	at Maryland	305	Daniel Jones	2017	Northwestern
400	D. Bryant	2001	N.C. State	303	Spencer Romine	1998	at Northwestern
397	Ben Bennett	1981	at Maryland	303	Thaddeus Lewis	2009	at Miami
396	Steve Slayden	1987	Georgia Tech	303	Sean Renfree	2011	at Virginia
396	Daniel Jones	2018	Pittsburgh	301	Leo Hart	1970	at South Carolina
395	Spence Fischer	1994	North Carolina	300	Mike Schneider	2004	at Wake Forest
391	Anthony Dilweg	1988	Virginia				
387	Thaddeus Lewis	2009	Wake Forest				
385	Dave Brown	1991	vs. Clemson				
384	Spence Fischer	1993	at North Carolina				
379	Anthony Dilweg	1988	Maryland				
374	Dave Brown	1989	N.C. State				
373	Steve Slayden	1987	at Maryland				
371	Thaddeus Lewis	2009	Maryland				
368	Sean Renfree	2011	at Boston College				
367	Ben Bennett	1983	Clemson				
363	Ben Bennett	1982	Navy				
362	Anthony Dilweg	1988	North Carolina				
362	Spence Fischer	1995	at Army West Point				
361	Daniel Jones	2018	North Carolina				
360	Spence Fischer	1995	at Virginia				
359	Thaddeus Lewis	2009	Virginia Tech				
358	Sean Renfree	2010	at Wake Forest				
358	Sean Renfree	2012	vs. Cincinnati				
357	Anthony Dilweg	1988	at N.C. State				
357	Spence Fischer	1993	Army West Point				
353	Anthony Dilweg	1988	at Northwestern				
353	Adam Smith	2002	at N.C. State				
351	Sean Renfree	2010	at Maryland				
350	Thaddeus Lewis	2009	Richmond				
350	Sean Renfree	2010	Elon				
349	Anthony Dilweg	1988	at Vanderbilt				
347	Spence Fischer	1995	N.C. State				
346	Daniel Jones	2017	Wake Forest				
345	Quentin Harris	2019	North Carolina A&T				
343	Thaddeus Lewis	2009	at Virginia				
341	Billy Ray	1989	at South Carolina				
337	Dave Brown	1990	North Carolina				
336	Ron Sally	1981	at Virginia				
335	David Green	1997	Georgia Tech				
335	Sean Renfree	2011	at FIU				
334	Dave Brown	1991	at Maryland				
334	Sean Renfree	2010	at Georgia Tech				
333	Spence Fischer	1993	at Rutgers				
332	Daniel Jones	2016	Wake Forest				
328	Zack Asack	2005	at Clemson				
328	Gunnar Holmberg	2021	Kansas				
326	Ben Bennett	1983	South Carolina				
324	Brandon Connette	2013	vs. Troy				
324	Daniel Jones	2016	Virginia				
323	Ben Bennett	1983	at North Carolina				
323	Dave Brown	1991	at South Carolina				
323	Brandon Connette	2013	vs. Pittsburgh				
317	Thaddeus Lewis	2008	Navy				
317	Thaddeus Lewis	2008	N.C. State				
316	Leo Hart	1968	at Clemson				
316	Bobby Campbell	1998	at Vanderbilt				
316	Daniel Jones	2016	at Miami				

300-YARD PASSING GAMES

300-Yard Passing Games By Player

Zack Asack (1)

328	Clemson	2005
-----	---------	------

Ben Bennett (9)

469	Wake Forest	1980
397	Maryland	1981
363	Navy	1982
407	Wake Forest	1982
313	N.C. State	1982
326	South Carolina	1983
367	Clemson	1983
442	N.C. State	1983
323	North Carolina	1983

Anthony Boone (1)

427	Texas A&M	2013 ^{BOWL}
-----	-----------	----------------------

Dave Brown (8)

444	Wake Forest	1989
374	N.C. State	1989
479	North Carolina	1989
337	North Carolina	1990
323	South Carolina	1991
334	Maryland	1991
315	N.C. State	1991
385	Clemson	1991

D. Bryant (2)

310	N.C. State	2000
400	N.C. State	2001

Bobby Campbell (1)

316	Vanderbilt	1998
-----	------------	------

Brandon Connette (2)

323	Pittsburgh	2013
324	Troy	2013

Anthony Dilweg (10)

305	Clemson	1987
353	Northwestern	1988
410	The Citadel	1988
311	Tennessee	1988
391	Virginia	1988
349	Vanderbilt	1988
379	Maryland	1988
475	Wake Forest	1988
357	N.C. State	1988
362	North Carolina	1988

Spence Fischer (8)

333	Rutgers	1993
357	Army West Point	1993
384	North Carolina	1993
395	North Carolina	1994
314	Wisconsin	1994 ^{BOWL}
362	Army West Point	1995
360	Virginia	1995
347	N.C. State	1995

David Green (1)

335	Georgia Tech	1997
-----	--------------	------

Quentin Harris (1)

345	North Carolina A&T	2019
-----	--------------------	------

Leo Hart (2)

316	Clemson	1968
301	South Carolina	1970

Gunnar Holmberg (2)

328	Kansas	2021
314	Northwestern	2021

Daniel Jones (9)

332	Wake Forest	2016
324	Virginia	2016
305	Georgia Tech	2016
316	Miami	2016
305	Northwestern	2017
346	Wake Forest	2017
396	Pittsburgh	2018
361	North Carolina	2018
423	Temple	2018 ^{BOWL}

Thaddeus Lewis (11)

305	Wake Forest	2006
428	Navy	2007
317	Navy	2008
317	N.C. State	2008
350	Richmond	2009
359	Virginia Tech	2009
459	N.C. State	2009
371	Maryland	2009
343	Virginia	2009
303	Miami	2009
387	Wake Forest	2009

Billy Ray (2)

341	South Carolina	1989
308	Maryland	1989

Sean Renfree (11)

350	Elon	2010
358	Wake Forest	2010
351	Maryland	2010
314	Navy	2010
334	Georgia Tech	2010
368	Boston College	2011
335	FIU	2011
303	Virginia	2011
314	Memphis	2012
432	Miami	2012
358	Cincinnati	2012 ^{BOWL}

Spencer Romine (2)

303	Northwestern	1998
404	Maryland	1999

Ron Sally (1)

336	Virginia	1981
-----	----------	------

Mike Schneider (1)

300	Wake Forest	2004
-----	-------------	------

Thomas Sirk (1)

315	N.C. Central	2015
-----	--------------	------

Steve Slayden (3)

373	Maryland	1987
396	Georgia Tech	1987
458	N.C. State	1987

Adam Smith (1)

353	N.C. State	2002
-----	------------	------

300-Yard Passing Games By Opponent

1.	N.C. State	12
2.	Wake Forest	10
3.	Maryland	8
4.	North Carolina	7
5.	Virginia	6
6.	Clemson	5
7.	Georgia Tech, Navy, Northwestern & South Carolina	4
10.	Miami	3
12.	Army West Point, Pittsburgh & Vanderbilt	2
15.	Boston College, Cincinnati, Elon, FIU, Kansas, Memphis, N.C. A&T, N.C. Central, Richmond, Rutgers, Temple, Tennessee, Texas A&M, The Citadel, Troy, Virginia Tech & Wisconsin	1

QB WINS

Most Wins, Starting QB, Season

1.	Anthony Boone	2013	9
	Anthony Boone	2014	9
3.	Worth Lutz	1952	8
	Jerry Barger	1954	8
	Don Altman	1960	8
	Walt Rappold	1962	8
	Spence Fischer	1994	8
	Thomas Sirk	2015	8
9.	Sonny Jurgensen	1955	7
	Walt Rappold	1961	7
	Anthony Dilweg	1988	7
	Daniel Jones	2017	7
13.	Bob Brodhead	1957	6
	Leo Hart	1970	6
	Daniel Jones	2018	6

Most Wins, Starting QB, Career

1.	Anthony Boone	2011-14	19
2.	Jerry Barger	1951-54	17
	Daniel Jones	2016-18	17
4.	Walt Rappold	1959-62	15
	Mike Dunn	1975-78	15
	Spence Fischer	1992-95	15
7.	Leo Hart	1968-70	13
	Ben Bennett	1980-83	13
	Steve Slayden	1984-87	13
10.	Bob Brodhead	1956-58	12
11.	Worth Lutz	1951-54	11
	Scotty Glacken	1963-65	11
	Sean Renfree	2009-12	11
14.	Sonny Jurgensen	1954-56	10
	Thaddeus Lewis	2006-09	10

Highest Winning Percentage, Starting QB, Season (10)

1.	Sonny Jurgensen (7-1)	1955	.833
2.	Anthony Boone (9-2)	2013	.818
3.	Worth Lutz (8-2)	1952	.800
	Walt Rappold (8-2)	1962	.800
5.	Jerry Barger (8-2-1)	1954	.773
6.	Don Altman (8-3)	1960	.727
7.	Walt Rappold (7-3)	1961	.700
8.	Anthony Boone (9-4)	2014	.692
9.	Anthony Dilweg (7-3-1)	1988	.682
10.	Spence Fischer (8-4)	1994	.667
	Thomas Sirk (8-4)	2015	.667

Highest Winning Percentage, Starting QB, Career (10)

1.	Worth Lutz (11-2)	1951-54	.846
2.	Anthony Boone (19-6)	2011-14	.760
3.	Sonny Jurgensen (10-3-1)	1954-56	.750
	Walt Rappold (15-5)	1959-62	.750
5.	Thomas Sirk (8-4)	2014-16	.667
6.	Jerry Barger (17-8-3)	1951-54	.661

2,000-YARD PASSERS

1. Thaddeus Lewis

Year	G/GS	Cmp	Att	Pct.	Yards	TD	Int
2006	12/11	180	340	.529	2,134	11	16
2007	12/12	199	360	.553	2,430	21	10
2008	11/11	224	361	.620	2,171	15	6
2009	12/12	274	449	.610	3,330	20	8
Total	47/46	877	1,510	.581	10,065	67	40

2. Ben Bennett

Year	G/GS	Cmp	Att	Pct.	Yards	TD	Int
1980	11/10	174	330	.527	2,050	11	25
1981	9/7	110	202	.544	1,445	7	8
1982	11/10	236	374	.631	3,033	20	12
1983	11/11	300	469	.640	3,086	17	12
Total	42/38	820	1,375	.596	9,614	55	57

3. Sean Renfree

Year	G/GS	Cmp	Att	Pct.	Yards	TD	Int
2009	5/0	34	50	.680	330	4	2
2010	12/11	285	464	.614	3,131	14	17
2011	12/12	282	434	.650	2,891	14	11
2012	12/12	297	441	.673	3,113	19	10
Total	41/35	898	1,389	.647	9,465	51	40

4. Spence Fischer

Year	G/GS	Cmp	Att	Pct.	Yards	TD	Int
1992	9/6	113	197	.574	1,505	8	10
1993	11/9	213	388	.549	2,561	12	14
1994	11/11	204	346	.590	2,285	16	8
1995	11/11	256	438	.584	2,668	12	14
Total	42/37	786	1,369	.574	9,019	48	46

5. Daniel Jones

Year	G/GS	Cmp	Att	Pct.	Yards	TD	Int
2016	12/12	270	430	.628	2,836	16	9
2017	13/13	257	453	.567	2,691	14	11
2018	11/11	237	392	.605	2,674	22	9
Total	36/36	764	1,275	.599	8,201	52	29

6. Steve Slayden

Year	G/GS	Cmp	Att	Pct.	Yards	TD	Int
1984	9/5	113	202	.559	1,229	4	9
1985	10/10	173	294	.588	1,937	10	13
1986	11/11	183	313	.585	1,914	14	15
1987	10/10	230	395	.582	2,924	20	16
Total	40/36	699	1,204	.581	8,004	48	53

7. Leo Hart

Year	G/GS	Cmp	Att	Pct.	Yards	TD	Int
1968	10/10	162	301	.538	2,238	11	11
1969	10/10	145	268	.541	1,642	5	9
1970	11/11	179	308	.581	2,236	7	12
Total	31/31	486	877	.554	6,116	23	32

8. Anthony Boone

Year	G/GS	Cmp	Att	Pct.	Yards	TD	Int
2011	10/0	30	53	.566	298	1	1
2012	12/1	49	95	.516	531	5	2
2013	11/11	206	322	.640	2,260	13	13
2014	13/13	255	453	.563	2,700	19	8
Total	46/25	540	923	.585	5,789	38	24

9. Dave Brown

Year	G/GS	Cmp	Att	Pct.	Yards	TD	Int
1989	6/3	104	163	.638	1,479	14	6
1990	10/4	129	245	.527	1,444	8	12
1991	11/11	230	437	.526	2,794	20	15
Total	27/18	463	845	.548	5,717	42	33

10. Anthony Dilweg

Year	G/GS	Cmp	Att	Pct.	Yards	TD	Int
1985	11/1	14	25	.560	161	0	2
1986	11/0	6	12	.500	65	0	0
1987	11/1	35	73	.479	507	3	4
1988	11/11	287	484	.593	3,824	24	18
Total	44/13	342	594	.576	4,557	27	24

11. D. Bryant

Year	G/GS	Cmp	Att	Pct.	Yards	TD	Int
2000	11/7	129	258	.500	1,448	5	10
2001	11/11	187	384	.487	2,454	11	17
Total	22/18	316	642	.492	3,902	16	27

12. Spencer Romine

Year	G/GS	Cmp	Att	Pct.	Yards	TD	Int
1997	6/4	34	65	.523	432	3	3
1998	9/7	71	147	.483	862	3	6
1999	7/7	123	243	.506	1,638	6	13
2000	6/4	53	116	.457	613	1	9
Total	28/22	281	571	.492	3,545	13	31

13. Mike Dunn

Year	G/GS	Cmp	Att	Pct.	Yards	TD	Int
1975	10/4	31	67	.463	526	0	7
1976	11/11	90	169	.533	1,078	2	11
1977	11/11	102	191	.534	1,239	7	9
1978	9/9	65	144	.451	668	2	8
Total	41/35	288	571	.504	3,511	11	35

14. Billy Ray

Year	G/GS	Cmp	Att	Pct.	Yards	TD	Int
1989	8/8	174	274	.635	2,035	15	14
1990	8/7	100	164	.610	1,247	8	5
Total	16/15	274	438	.626	3,282	23	19

15. Scotty Glacken

Year	G/GS	Cmp	Att	Pct.	Yards	TD	Int
1963	10/8	101	201	.502	1,265	12	8
1964	10/10	104	192	.541	1,178	7	9
1965	7/6	50	88	.568	743	5	6
Total	27/24	255	481	.531	3,186	24	23

16. Mike Schneider

Year	G/GS	Cmp	Att	Pct.	Yards	TD	Int
2003	10/8	97	208	.466	1,220	4	6
2004	11/10	150	253	.593	1,527	8	7
2005	8/5	41	86	.477	351	0	6
Total	29/23	288	547	.527	3,098	12	19

17. Bobby Campbell

Year	G/GS	Cmp	Att	Pct.	Yards	TD	Int
1997	9/6	85	176	.483	925	2	10
1998	11/4	101	206	.490	1,199	6	8
1999	6/2	37	96	.385	526	1	6
2000	8/0	9	20	.450	75	0	3
Total	34/12	232	498	.466	2,725	9	27

18. Thomas Sirk

Year	G/GS	Cmp	Att	Pct.	Yards	TD	Int
2014	12/0	10	14	.714	67	3	0
2015	12/12	251	427	.589	2,625	16	8
Total	24/12	261	441	.592	2,692	19	8

19. Quentin Harris

Year	G/GS	Cmp	Att	Pct.	Yards	TD	Int
2016	1/0	0	3	-	0	0	0
2017	10/0	7	10	.700	73	1	0
2018	12/2	34	68	.500	437	7	1
2019	12/12	209	357	.585	2,078	16	11
Total	35/14	250	438	.571	2,588	24	12

20. Adam Smith

Year	G/GS	Cmp	Att	Pct.	Yards	TD	Int
2001	5/0	5	13	.385	30	0	1
2002	12/12	174	308	.565	2,031	12	9
2003	7/3	49	94	.521	488	2	0
Total	24/15	228	415	.549	2,549	14	10

21. Gunnar Holmberg

Year	G/GS	Cmp	Att	Pct.	Yards	TD	Int
2018	1/0	0	0	-	0	0	0
2019	0/0	0	0	-	0	0	0
2020	6/0	18	25	.720	161	0	2
2021	11/11	217	324	.670	2,358	7	8
Total	18/11	235	349	.673	2,519	7	10

22. Billy Cox

Year	G/GS	Cmp	Att	Pct.	Yards	TD	Int
1948	-	19	58	.328	248	2	3
1949	-	59	118	.500	779	4	7
1950	-	108	206	.524	1,428	8	15
Total	-	186	382	.487	2,455	14	25

23. Chase Brice

Year	G/GS	Cmp	Att	Pct.	Yards	TD	Int
2020	11/11	193	352	.548	2,170	10	15
Total	11/11	193	352	.548	2,170	10	15

TOUCHDOWN PASSES OF 20+ YARDS

99, Sean Renfree to Jamison Crowder	Miami, 2012	56, George Clark to Jim LaRue	South Carolina, 1945	43, Harwood Smith to Elmore Hackney	Washington & Lee, 1936
97, Dave Brown to Clarkston Hines	Wake Forest, 1989	56, Al Woodall to Dave Dunaway	N.C. State, 1966	43, Gil Garner to Jack Wilson	Virginia, 1961
89, Thomas Sirk to Shaun Wilson	N.C. Central, 2015	56, Ben Bennett to Chuck Herring	Clemson, 1983	43, Todd Orvald to Sonny Odom	Wake Forest, 1965
88, Ben Bennett to Chris Castor	Tennessee, 1982	56, Billy Ray to Walter Jones	Maryland, 1990	43, Leo Hart to Wes Chesson	Virginia, 1968
88, Bobby Campbell to Scottie Montgomery	Vanderbilt, 1998	56, Thaddeus Lewis to Ronnie Drummer	Northwestern, 2007	43, Dave Browning to Ron Frederick	Virginia, 1979
85, Daniel Jones to T.J. Rahming	Temple, 2018	56, Thaddeus Lewis to Donovan Varner	Wake Forest, 2009	43, Thomas Sirk to Max McCaffrey	N.C. Central, 2015
81, Leo Hart to Wes Chesson	Wake Forest, 1968	55, Nick Laney to Jule Ward	Maryland, 1933	43, Gunnar Holmberg to Jordan Waters	Charlotte, 2021
80, Craig Browning to Cedric Jones	Wake Forest, 1979	55, George Clark to Buddy Mulligan	Richmond, 1946	42, Harwood Smith to Robert Carpenter	Wake Forest, 1937
80, Spence Fischer to Jon Jensen	North Carolina, 1993	55, Howard Hartley to Buddy Mulligan	South Carolina, 1946	42, Buddy Luper to Lamar Blount	N.C. Pre Flight, 1943
80, Gunnar Holmberg to Jalon Calhoun	North Carolina, 2021	55, Mike Dunn to Chuck Williamson	Pittsburgh, 1976	42, Leo Hart to Wes Chesson	Georgia Tech, 1968
78, D. Bryant to Chris Douglas	Florida State, 2001	55, Dave Brown to Brad Breedlove	Clemson, 1991	42, Ben Bennett to Chris Castor	Clemson, 1982
77, Walt Rappold to Jay Wilkinson	Navy, 1961	55, Daniel Jones to Johnathan Lloyd	N.C. Central, 2016	42, Ben Bennett to Chris Castor	Wake Forest, 1982
77, Sean Renfree to Jamison Crowder	Clemson, 2012	55, Chase Brice to Jake Marwede	Virginia, 2020	42, Dave Brown to Walter Jones	North Carolina, 1990
76, Dave Brown to Clarkston Hines	Wake Forest, 1989	54, Worth Lutz to Charlie Smith	N.C. State, 1952	42, Thaddeus Lewis to Conner Vernon	Virginia, 2009
76, Thaddeus Lewis to Eron Riley	Navy, 2007	54, Brent Clinkscale to Cedric Jones	Auburn, 1980	41, Billy Cox to Tom Powers	Tennessee, 1949
75, Sonny Jurgensen to Bernie Blaney	Pittsburgh, 1955	54, Steve Slayden to Doug Green	Virginia, 1986	41, Jerry Barger to Lloyd Caudle	Tennessee, 1953
75, Ben Bennett to Chris Castor	N.C. State, 1980	54, Adam Smith to Khary Sharpe	Clemson, 2002	41, Al Woodall to James Hysong	Georgia Tech, 1967
75, Brandon Connette to Brandon Braxton	Pittsburgh, 2013	54, Thaddeus Lewis to Johnny Williams	Richmond, 2009	41, Leo Hart to Marcel Couthillet	Michigan, 1968
74, Daniel Jones to Deon Jackson	Pittsburgh, 2018	54, Sean Renfree to Isaac Blakeney	N.C. Central, 2012	41, Mike Dunn to Jeffrey Comer	East Carolina, 1977
73, Steve Slayden to Clarkston Hines	Vanderbilt, 1987	54, Anthony Boone to Jamison Crowder	Virginia, 2012	41, Anthony Dilweg to Keith Ewell	Wake Forest, 1988
72, Dave Brown to Brad Breedlove	Clemson, 1991	54, Anthony Boone to Isaac Blakeney	Syracuse, 2014	41, Billy Ray to Stanley Dorsey	Army West Point, 1990
71, Steve Slayden to Doug Green	N.C. State, 1985	54, Daniel Jones to Aaron Young	N.C. Central, 2017	41, Spence Romine to Corey Thomas	Navy, 1997
70, Scotty Glacken to James Futrell	North Carolina, 1963	53, Hal Spears to Randy Cobb	Army West Point, 1974	41, D. Bryant to Kyle Moore	N.C. State, 2000
70, Sean Renfree to Conner Vernon	Wake Forest, 2010	53, Sean Renfree to Conner Vernon	Boston College, 2011	41, Thaddeus Lewis to Eron Riley	Florida State, 2006
70, Sean Renfree to Juwan Thompson	North Carolina, 2011	52, Eric Tipton to Elmore Hackney	N.C. State, 1937	41, Thaddeus Lewis to Ronnie Drummer	Miami, 2007
69, Nick Laney to Thomas Rogers	Maryland, 1933	52, Anthony Boone to Jamison Crowder	Wake Forest, 2014	40, Spence Fischer to Corey Thomas	Navy, 1994
69, Larry Davis to Dave Dunaway	North Carolina, 1966	52, Daniel Jones to Chris Taylor	Northwestern, 2017	40, Adam Smith to Khary Sharpe	N.C. State, 2002
69, Spence Romine to Richmond Flowers	Maryland, 1999	52, Daniel Jones to Johnathan Lloyd	Northwestern, 2018	39, Wes McAfee to George McAfee	Columbia, 1939
69, Thaddeus Lewis to Eron Riley	Navy, 2007	52, Daniel Jones to Chris Taylor	North Carolina, 2018	39, Jerry Barger to Ernest Bass	South Carolina, 1954
68, Dave Brown to Walter Jones	Rutgers, 1991	52, Chase Brice to Jarett Garner	Syracuse, 2020	39, Spence Fischer to Jon Jensen	Virginia, 1992
68, Thaddeus Lewis to Eron Riley	Wake Forest, 2007	51, Sean Renfree to Conner Vernon	Wake Forest, 2010	39, Anthony Boone to Jamison Crowder	Pittsburgh, 2014
68, Daniel Jones to Johnathan Lloyd	Pittsburgh, 2018	50, Stanley Driskell to Cedric Jones	Georgia Tech, 1979	39, Daniel Jones to T.J. Rahming	Pittsburgh, 2017
67, Fred Folger to Thomas Hughes	Maryland, 1948	50, Joe Pickens to Adam Geis	Army West Point, 1994	39, Quentin Harris to Eli Pancel	N.C. A&T, 2019
67, Walt Rappold to Mark Leggett	Virginia, 1961	49, Jerry Barger to Red Smith	Purdue, 1953	38, Bob Pascal to Tracy Moon	South Carolina, 1954
67, Matt Rader to Corey Thomas	Georgia Tech, 1996	49, Anthony Dilweg to Keith Daniel	Wake Forest, 1987	38, Scotty Glacken to Charles Drulis	North Carolina, 1964
66, Billy Cox to Tom Powers	Richmond, 1950	49, Anthony Dilweg to Walter Jones	Wake Forest, 1988	38, Ben Bennett to Dave Brown	Maryland, 1980
66, Zack Asack to Eron Riley	Clemson, 2005	49, Thaddeus Lewis to Eron Riley	Navy, 2008	38, Mike Grayson to Chris Castor	Wake Forest, 1982
66, Quentin Harris to Johnathan Lloyd	Baylor, 2018	49, Anthony Boone to Isaac Blakeney	Troy, 2014	38, Steve Slayden to Doug Green	Colgate, 1987
65, Harry Rossiter to Richard McAninch	VMI, 1933	49, Quentin Harris to Jalon Calhoun	Miami, 2019	38, David Green to Corey Thomas	North Carolina, 1996
65, Buddy Luper to Howard Hartley	Tennessee, 1946	48, Billy Cox to Tom Powers	Richmond, 1950	38, Quentin Harris to Jalon Calhoun	N.C. A&T, 2019
65, Sonny Jurgensen to Ed Post	Wake Forest, 1954	48, Bob Corbett to Larry Upshaw	Virginia, 1975	37, Bill Murphy to Gordon Carver	Georgia Tech, 1943
65, Scotty Glacken to James Scott	Virginia, 1964	48, Steve Slayden to Julius Grantham	Maryland, 1984	37, Scotty Glacken to Jay Wilkinson	N.C. State, 1963
65, Stanley Driskell to Derrick Lewis	Georgia Tech, 1978	48, Thaddeus Lewis to Brandon King	Virginia Tech, 2009	37, Leo Hart to Wes Chesson	South Carolina, 1970
65, Anthony Dilweg to Keith Ewell	The Citadel, 1988	48, Thaddeus Lewis to Brandon King	Virginia Tech, 2009	37, Ben Bennett to Chris Castor	Georgia Tech, 1982
64, Thaddeus Lewis to Eron Riley	Georgia Tech, 2007	48, Daniel Jones to T.J. Rahming	Georgia Tech, 2018	37, Steve Slayden to Doug Green	Vanderbilt, 1987
64, Sean Renfree to Donovan Varner	Virginia, 2011	47, Arlington Kelly to Abner Jones	VMI, 1933	37, Dave Brown to Keith Ewell	N.C. State, 1989
64, Daniel Jones to Anthony Nash	Notre Dame, 2016	47, Wes McAfee to George McAfee	Syracuse, 1939	37, Sean Renfree to Austin Kelly	Georgia Tech, 2010
63, Leo Hart to Wes Chesson	North Carolina, 1970	47, Jerry Barger to Lloyd Caudle	North Carolina, 1953	37, Sean Renfree to Conner Vernon	Memphis, 2012
63, Ben Bennett to Chris Castor	South Carolina, 1980	47, James Futrell to Jay Wilkinson	California, 1963	37, Anthony Boone to Conner Vernon	Virginia, 2012
62, Jerry Barger to Ed Post	N.C. State, 1954	47, Ben Bennett to Gary Frederick	Virginia, 1983	37, Gunnar Holmberg to Jake Bobo	Georgia Tech, 2021
62, Scotty Glacken to Dave Dunaway	Rice, 1965	47, Dave Brown to Walter Jones	Rutgers, 1991	36, Eric Tipton to Jasper Davis	Syracuse, 1938
62, Thaddeus Lewis to Austin Kelly	Wake Forest, 2009	47, Thaddeus Lewis to Jomar Wright	Wake Forest, 2006	36, Frank Swiger to Frank Killian	VMI, 1939
62, Sean Renfree to Jamison Crowder	Virginia Tech, 2012	47, Thaddeus Lewis to Eron Riley	Georgia Tech, 2006	36, Jerry Barger to Blaine Earon	South Carolina, 1951
62, Brandon Connette to Jamison Crowder	Pittsburgh, 2013	47, Brandon Connette to Braxton Deaver	Virginia, 2013	36, Leo Hart to Dennis Satyshur	North Carolina, 1970
61, Kevin Thompson to Scottie Montgomery	Florida State, 1997	46, Glenn Wild to Corren Youmans	Virginia Tech, 1949	36, Hal Spears to Troy Slade	Florida, 1974
60, Walt Rappold to Mark Leggett	Clemson, 1961	46, Billy Cox to Tom Powers	Richmond, 1950	36, Mike Dunn to Glenn Sandefur	N.C. State, 1977
60, Scotty Glacken to Stan Crisson	Maryland, 1963	46, Gil Garner to James Futrell	Virginia, 1961	36, Ben Bennett to Chris Castor	South Carolina, 1982
60, Scotty Glacken to Dave Dunaway	Rice, 1965	46, Anthony Boone to Jamison Crowder	Elon, 2014	36, Billy Ray to Stanley Dorsey	Western Carolina, 1990
60, Roger Neighbors to Troy Slade	Maryland, 1973	46, Daniel Jones to Chris Taylor	Virginia, 2018	36, Dave Brown to Brad Breedlove	Vanderbilt, 1991
60, Billy Ray to Walter Jones	Northwestern, 1989	45, Tom Davis to Gordon Carver	Pittsburgh, 1942	36, Joe Pickens to Jon Jensen	Georgia Tech, 1993
60, Spence Fischer to Jon Jensen	Florida State, 1992	45, Fred Folger to Ed Austin	Navy, 1947	36, David Green to Corey Thomas	Georgia Tech, 1997
60, Sean Renfree to Jamison Crowder	FIU, 2012	45, Glenn Wild to Fred Schoonmaker	Wake Forest, 1949	36, Bobby Campbell to Scottie Montgomery	Vanderbilt, 1998
60, Brandon Connette to Jamison Crowder	Troy, 2013	45, Worth Lutz to Herbert Field	N.C. State, 1952	36, Anthony Boone to Max McCaffrey	Kansas, 2014
59, Buddy Luper to Lamar Blount	Richmond, 1943	45, Matt Rader to Dominique Fleming	Navy, 1996	36, Quentin Harris to Scott Bracey	Virginia, 2019
59, Roger Neighbors to Troy Slade	Clemson, 1973	45, Bobby Campbell to Scottie Montgomery	Vanderbilt, 1999	35, Ace Parker to B.O. Cornelius	Georgia Tech, 1934
59, Anthony Boone to Jamison Crowder	Texas A&M, 2013	45, Adam Smith to Khary Sharpe	Navy, 2002	35, Jasper Davis to Bob Gantt	Wake Forest, 1941
58, Steve Lach to Tommy Prothro	Syracuse, 1939	45, Sean Renfree to Jamison Crowder	North Carolina, 2011	35, Moffat Storer to William Wartman	Tennessee, 1941
58, Robert Frye to Bill Scupine	Bogue Field, 1945	45, Anthony Boone to Conner Vernon	Virginia, 2012	35, Moffat Storer to Steve Lach	Pittsburgh, 1941
58, Don Altman to Tee Moorman	South Carolina, 1959	44, Frank Swiger to Leonard Darnell	Davidson, 1940	35, Buddy Luper to Benny Cattadino	Camp Lejune, 1943
58, Sean Renfree to Conner Vernon	Army West Point, 2010	44, Dave Brown to Clarkston Hines	North Carolina, 1989	35, Buddy Bass to Sonny Sorrell	Pennsylvania, 1954
58, Anthony Boone to Jamison Crowder	Wake Forest, 2013	44, Quentin Harris to Brittain Brown	N.C. Central, 2018	35, Robert Brodhead to Wray Carlton	Clemson, 1957
58, Daniel Jones to Shaun Wilson	Pittsburgh, 2017	44, Quentin Harris to Deon Jackson	Pittsburgh, 2019	35, Leo Hart to Wes Chesson	Army West Point, 1968
57, Robert Brodhead to Billy Thompson	N.C. State, 1957	44, Ace Parker to Jule Ward	N.C. State, 1934	35, Ben Bennett to Chris Castor	Wake Forest, 1982
57, Billy Ray to Walter Jones	Western Carolina, 1990				
56, Harwood Smith to George McAfee	Wake Forest, 1937				
56, Bill Murphy to Gordon Carver	N.C. Pre Flight, 1943				

35, Dave Brown to Clarkston Hines	N.C. State, 1989	28, Wes McAfee to Leonard Darnell	N.C. State, 1940	23, Sonny Jurgensen to Buddy Bass	Virginia, 1956
35, Joe Pickens to Corey Thomas	Wake Forest, 1994	28, Scotty Glacken to Jay Wilkinson	Clemson, 1963	23, Robert Brodhead to Ed Rushton	Virginia, 1956
35, Spence Fischer to Corey Thomas	Florida State, 1995	28, Scotty Glacken to Stan Crisson	Clemson, 1963	23, Don Altman to Tee Moorman	South Carolina, 1960
35, Spence Fischer to Corey Thomas	Virginia, 1995	28, Todd Orvald to Dave Dunaway	Georgia Tech, 1965	23, Ben Bennett to Ron Frederick	Auburn, 1980
35, Curt Dukes to Jomar Wright	Virginia Tech, 2004	28, Leo Hart to Jim Dearth	Army West Point, 1968	23, Ben Bennett to Ron Frederick	Virginia, 1980
35, Thaddeus Lewis to Eron Riley	Navy, 2007	28, Ben Bennett to Cedric Jones	Maryland, 1981	23, Ben Bennett to Cedric Jones	Maryland, 1981
34, Wes McAfee to Steve Lach	Georgia Tech, 1940	28, Steve Slayden to Clarkston Hines	Vanderbilt, 1987	23, Steve Slayden to Greg Flanagan	Ohio, 1986
34, Tom Davis to Ralph Morgan	North Carolina, 1941	28, Steve Prince to Brad Breedlove	N.C. State, 1992	23, Spence Fischer to Corey Thomas	N.C. State, 1994
34, Billy Cox to Tom Powers	North Carolina, 1950	28, Kevin Thompson to Scottie Montgomery	Wake Forest, 1999	23, Spence Fischer to Dominique Flemming	N.C. State, 1995
34, Stanley Driskell to Cedric Jones	Richmond, 1979	28, Mike Schneider to Ronnie Elliot	Northwestern, 2003	23, Bobby Campbell to Corey Thomas	Wake Forest, 1997
34, Anthony Dilweg to Keith Ewell	Virginia, 1988	28, Zack Asack to Eron Riley	Clemson, 2008	23, Sean Renfree to Jamison Crowder	Miami, 2012
34, Spence Fischer to Corey Thomas	Maryland, 1994	28, Sean Renfree to Conner Vernon	FIU, 2012	23, Daniel Jones to T.J. Rahming	Virginia, 2016
34, Daniel Jones to Chris Taylor	Temple, 2018	28, Thomas Sirk to Max McCaffrey	Wake Forest, 2015	23, Daniel Jones to Daniel Helm	Georgia Tech, 2016
33, Tom Davis to Steve Lach	Georgia Tech, 1941	28, Daniel Jones to Davis Koppenhaver	North Carolina, 2017	23, Daniel Jones to Noah Gray	Virginia Tech, 2018
33, Joe Self to Corren Youmans	Richmond, 1949	28, Quentin Harris to T.J. Rahming	Baylor, 2018	23, Quentin Harris to Noah Gray	Wake Forest, 2019
33, Gil Garner to Paul Widener	Florida, 1962	28, Chase Brice to Jarett Garner	Georgia Tech, 2020	23, Chris Katrenick to Eli Pancol	Virginia, 2019
33, Mike Dunn to Glenn Sanderfur	Wake Forest, 1977	28, Jordan Moore to Eli Pancol	Virginia Tech, 2021	22, Scotty Glacken to Charles Druis	Maryland, 1964
33, Spence Fischer to Jon Jensen	Georgia Tech, 1992	27, Robert Rute to Moffat Storer	Columbia, 1942	22, Hal Spears to Randy Cobb	Clemson, 1974
33, Steve Prince to Brad Breedlove	North Carolina, 1992	27, Hal Spears to Troy Slade	Clemson, 1974	22, Bob Corbett to Ed Kornberger	Florida, 1975
33, Adam Smith to Senterrio Landrum	North Carolina, 2002	27, Ben Bennett to Mike Militello	N.C. State, 1983	22, Ben Bennett to Chris Castor	N.C. State, 1980
33, Thaddeus Lewis to Clifford Harris	Wake Forest, 2008	27, Steve Slayden to Clarkston Hines	North Carolina, 1987	22, Steve Slayden to Clarkston Hines	N.C. State, 1987
33, Sean Renfree to Jamison Crowder	N.C. Central, 2012	27, Billy Ray to Walter Jones	Maryland, 1990	22, Billy Ray to Clarkston Hines	Army West Point, 1989
33, Daniel Jones to T.J. Rahming	Northern Illinois, 2017	27, Dave Brown to Brad Breedlove	Maryland, 1991	22, Spence Romine to Scottie Montgomery	Army West Point, 1997
32, Worth Lutz to Howard Pitt	Washington & Lee, 1952	27, Dave Brown to Walter Jones	North Carolina, 1991		
32, Ben Bennett to Gary Frederick	Virginia Tech, 1983	27, Thaddeus Lewis to Eron Riley	Navy, 2008	22, Bobby Campbell to Richmond Flowers	Maryland, 1998
32, Steve Slayden to Clarkston Hines	Georgia Tech, 1987	27, Anthony Boone to Isaac Blakeney	Navy, 2013	22, Thaddeus Lewis to Tony Jackson	Vanderbilt, 2008
32, Adam Smith to Khary Sharpe	Northwestern, 2002	26, Harwood Smith to Robert Carpenter	Washington & Lee, 1937	22, Sean Renfree to Cooper Helfet	FIU, 2011
32, Daniel Jones to Anthony Nash	Notre Dame, 2016	26, Joe Self to Mike Souchak	George Washington, 1949	22, Brandon Connette to Isaac Blakeney	Memphis, 2013
32, Gunnar Holmberg to Jalon Calhoun	Pittsburgh, 2021	26, Ben Bennett to Cedric Jones	Ohio State, 1981	22, Brandon Connette to Shaquille Powell	Miami, 2013
31, George Clark to Kelley Mote	Army West Point, 1945	26, Ben Bennett to Cedric Jones	Virginia Tech, 1981	22, Anthony Boone to Isaac Blakeney	Syracuse, 2014
31, Dennis Satyshur to Brad Evans	Virginia, 1971	26, Ben Bennett to Gary Frederick	Virginia, 1983	22, Daniel Jones to Aaron Young	Army West Point, 2016
31, Mike Dunn to Stanley Broadie	N.C. State, 1977	26, Anthony Dilweg to Clarkston Hines	Tennessee, 1988	22, T.J. Rahming to Davis Koppenhaver	Virginia, 2018
31, Ron Sally to Cedric Jones	East Carolina, 1981	26, Dave Brown to Walter Jones	Virginia, 1989	22, Daniel Jones to T.J. Rahming	Temple, 2018
31, Ben Bennett to Chuck Herring	Navy, 1982	26, Joe Pickens to Brad Breedlove	Tennessee, 1993	22, Quentin Harris to Mataeo Durant	N.C. A&T, 2019
31, Ben Bennett to Joel Blunk	North Carolina, 1983	26, Spence Fischer to Bill Khayat	North Carolina, 1994	21, Ace Parker to B.O. Cornelius	Auburn, 1934
31, Anthony Dilweg to Keith Ewell	Vanderbilt, 1988	26, D. Bryant to Nick Hartofilis	Vanderbilt, 2000	21, Frank Swiger to William Wartman	Georgia Tech, 1940
31, Dave Brown to John Farquhar	North Carolina, 1991	26, Chris Dapoliito to Lance Johnson	Florida State, 2002	21, Sonny Jurgensen to Sonny Sorrell	South Carolina, 1955
31, Spence Romine to Mike Hart	Northwestern, 1998	26, Thaddeus Lewis to Brett Huffman	N.C. State, 2008	21, Gil Garner to Charles Potts	Notre Dame, 1961
31, Bobby Campbell to Richmond Flowers	N.C. State, 1998	26, Sean Renfree to Conner Vernon	FIU, 2011	21, Ron Frederick to Brent Clinkscale	N.C. State, 1980
31, D. Bryant to Mike Hart	Vanderbilt, 2001	26, Daniel Jones to Daniel Helm	North Carolina, 2018	21, Steve Slayden to Gary Frederick	Clemson, 1984
31, D. Bryant to Mike Hart	N.C. State, 2001	26, Chase Brice to Jalon Calhoun	Syracuse, 2020	21, Steve Slayden to Doug Green	Wake Forest, 1985
31, Thaddeus Lewis to Eron Riley	Miami, 2007	26, Chase Brice to Eli Pancol	Florida State, 2020	21, Steve Slayden to Doug Green	Wake Forest, 1986
31, Thaddeus Lewis to Jomar Wright	Wake Forest, 2007	25, Elmore Hackney to Ace Parker	Tennessee, 1936	21, Dave Brown to Stanley Dorsey	Northwestern, 1990
31, Sean Renfree to Donovan Varner	Army West Point, 2009	25, Frank Swiger to Jim Smith	N.C. State, 1940	21, David Green to Scottie Montgomery	Northwestern, 1997
31, Sean Renfree to Conner Vernon	Memphis, 2012	25, Cliff Lewis to Gordon Carver	Richmond, 1944	21, D. Bryant to Kyle Moore	Clemson, 2001
30, Harry Rossiter to Thomas Rogers	Auburn, 1933	25, Billy Cox to Mike Souchak	Tennessee, 1949	21, Mike Schneider to Andy Roland	The Citadel, 2004
30, Buddy Luper to Bill Milner	Virginia, 1943	25, Gil Garner to Jay Wilkinson	Southern California, 1962	21, Thaddeus Lewis to Austin Kelly	Richmond, 2009
30, Billy Cox to Joe Self	Virginia Tech, 1950	25, Ron Sally to Ron Frederick	Virginia, 1981	21, Thaddeus Lewis to Donovan Varner	Wake Forest, 2009
30, Worth Lutz to Howard Pitt	South Carolina, 1952	25, Ben Bennett to Jimmy Long	Maryland, 1982	21, Sean Renfree to Brandon Braxton	Army West Point, 2010
30, Worth Lutz to Bill Keziah	North Carolina, 1952	25, Dave Brown to Dave Colonna	Texas Tech, 1989	21, Sean Renfree to Conner Vernon	Boston College, 2011
30, Sonny Jurgensen to Bernie Blaney	William & Mary, 1955	25, Dave Brown to Marc Mays	N.C. State, 1991	21, Anthony Boone to David Reeves	Texas A&M, 2013
30, Ron Sally to Cedric Jones	Virginia, 1981	25, Spence Fischer to Corey Thomas	Wake Forest, 1994	20, Ace Parker to John Johnston	Georgia Tech, 1936
30, Steve Slayden to Clarkston Hines	North Carolina, 1987	25, Spence Romine to Scottie Montgomery	Western Carolina, 1998	20, Bill Murphy to Gordon Carver	N.C. Pre Flight, 1943
30, Anthony Dilweg to Keith Ewell	North Carolina, 1988	25, Thaddeus Lewis to Jomar Wright	North Carolina, 2007	20, Billy Cox to Jack Friedlund	Georgia Tech, 1949
30, Dave Brown to Bud Zuberer	Texas Tech, 1989	25, Thomas Sirk to Erich Schneider	Virginia Tech, 2015	20, Todd Orvald to Charles Druis	Illinois, 1965
30, Zack Asack to Jomar Wright	Virginia, 2005	25, Daniel Jones to Quay Chambers	Notre Dame, 2016	20, Leo Hart to Steve Jones	Clemson, 1970
30, Thaddeus Lewis to Eron Riley	Virginia, 2008	25, Daniel Jones to Aaron Young	Army West Point, 2018	20, Hal Spears to Randy Cobb	Virginia, 1974
30, Sean Renfree to Cooper Helfet	Virginia, 2010	25, Jalon Calhoun to Deon Jackson	Virginia Tech, 2019	20, Ben Bennett to Ron Frederick	Georgia Tech, 1980
30, Chase Brice to Mataeo Durant	Georgia Tech, 2020	25, Quentin Harris to Aaron Young	Middle Tenn. St., 2019	20, Steve Slayden to Doug Green	Maryland, 1985
29, Cliff Lewis to Harold Raether	North Carolina, 1944	24, Arlington Kelly to John Johnston	VMI, 1934	20, Steve Slayden to Doug Green	North Carolina, 1985
29, Leo Hart to Henley Carter	South Carolina, 1968	24, Eric Tipton to Elmore Hackney	Washington & Lee, 1937	20, Anthony Dilweg to Roger Boone	N.C. State, 1988
29, Leo Hart to Wes Chesson	South Carolina, 1970	24, Tom Davis to Harold Raether	Georgia Tech, 1944	20, Dave Brown to Stanley Dorsey	Western Carolina, 1990
29, Ben Bennett to Chris Castor	Indiana, 1980	24, Fred Folger to Ed Austin	Tennessee, 1948	20, Spence Fischer to Randy Cuthbert	East Carolina, 1992
29, Ben Bennett to Chris Castor	Virginia Tech, 1982	24, Scotty Glacken to Stan Crisson	Clemson, 1963	20, Steve Prince to Bill Khayat	North Carolina, 1992
29, Steve Slayden to Doug Green	Maryland, 1986	24, Ben Bennett to Glenn Tillery	Navy, 1982	20, Spence Fischer to John Farquhar	Navy, 1994
29, Steve Slayden to Stanley Monk	North Carolina, 1986	24, Ben Bennett to Chris Castor	Virginia Tech, 1982	20, Spence Romine to Richmond Flowers	Navy, 1997
29, Steve Slayden to Clarkston Hines	N.C. State, 1987	24, Adam Smith to Andy Roland	Clemson, 2002	20, Ben Erdeljac to D. Bryant	Maryland, 2000
29, Billy Ray to Clarkston Hines	Army West Point, 1989	24, Thaddeus Lewis to Donovan Varner	Maryland, 2009	20, Darryl Scott to Chris Douglas	Clemson, 2002
29, Spence Fischer to Corey Thomas	Florida State, 1994	24, Thaddeus Lewis to Donovan Varner	Miami, 2009	20, Thaddeus Lewis to Nick Stefanow	North Carolina, 2006
29, Spence Fischer to Marc Wilson	Virginia, 1995	24, Sean Renfree to Desmond Scott	Georgia Tech, 2012	20, Thaddeus Lewis to Eron Riley	James Madison, 2008
29, Chris Wispelwey to Khary Sharpe	Clemson, 2001	24, Anthony Boone to Braxton Deaver	Virginia, 2013	20, Thaddeus Lewis to Clifford Harris	Wake Forest, 2008
29, Sean Renfree to Conner Vernon	Navy, 2010	24, Thomas Sirk to Shaquille Powell	N.C. Central, 2015	20, Daniel Jones to Erich Schneider	N.C. Central, 2016
29, Thomas Sirk to Johnell Barnes	Tulane, 2015	24, Daniel Jones to Johnathan Lloyd	N.C. Central, 2017	20, Daniel Jones to Johnathan Lloyd	Louisville, 2016
29, Quentin Harris to Aaron Young	Notre Dame, 2019	24, Quentin Harris to Jalon Calhoun	N.C. A&T, 2019		
29, Deon Jackson to Dennis Smith	Florida State, 2020	23, Buddy Luper to Howard Hartley	Richmond, 1946		

RUSHING RECORDS

Most Rushing Yards, Quarter

1. Mataeo Durant (4th)	130 vs. Charlotte, 2021
2. Daniel Jones (2nd)	115 vs. North Carolina, 2018
3. Robert Baldwin (1st)	103 vs. Georgia Tech, 1994
4. Steve Jones (1st)	99 vs. Virginia, 1972
5. Deon Jackson (1st)	94 vs. Syracuse, 2020
Mataeo Durant (2nd)	94 vs. Charlotte, 2021
7. Mike Grayson (2nd)	93 vs. Wake Forest, 1981

Most Rushing Yards, Half

1. Steve Jones (1st)	175 vs. Virginia, 1972
2. Shaun Wilson (2nd)	164 vs. Kansas, 2014
3. Mike Grayson (2nd)	153 vs. Wake Forest, 1981
4. Robert Baldwin (1st)	141 vs. Georgia Tech, 1994
5. Mataeo Durant (2nd)	138 vs. Charlotte, 2021
6. Mike Grayson (2nd)	131 vs. Wake Forest, 1983
7. Chris Douglas (2nd)	130 vs. Georgia Tech, 2003

Most Rushing Yards, Game

1. Mataeo Durant	255 vs. Charlotte, 2021
2. Shaun Wilson	245 vs. Kansas, 2014
3. Robert Baldwin	238 vs. Maryland, 1994
4. Randy Cuthbert	234 vs. Georgia Tech, 1989
5. Chris Douglas	218 vs. Georgia Tech, 2003
6. George Clark	214 vs. Wake Forest, 1945
7. Steve Jones	204 vs. Florida, 1971
8. Steve Jones	201 vs. Wake Forest, 1972
Roger Boone	201 vs. Northwestern, 1989
10. Larry Martinez	199 vs. South Carolina, 1974
11. Steve Jones	188 vs. Wake Forest, 1972
Mike Grayson	188 vs. Wake Forest, 1981
13. Tony Benjamin	186 vs. Wake Forest, 1973
Daniel Jones	186 vs. North Carolina, 2018
15. Ernie Jackson	181 vs. Navy, 1971
Tony Benjamin	181 vs. Georgia Tech, 1973
17. Robert O'Mara	180 vs. Virginia Tech, 1938
18. Shaun Wilson	176 vs. Baylor, 2017
19. George McAfee	174 vs. Wake Forest, 1937
20. Mike Grayson	173 vs. Georgia Tech, 1982
21. Steve Jones	171 vs. Clemson, 1970
Art Gore	171 vs. North Carolina, 1974

Most Rushing Yards, Season

1. Mataeo Durant	2021	1,241
2. Steve Jones	1972	1,236
3. Robert Baldwin	1994	1,187
4. Chris Douglas	2003	1,138
5. Randy Cuthbert	1989	1,033
6. Randy Cuthbert	1992	1,031
7. Alex Wade	2002	979
8. Ace Parker	1935	884
9. Steve Jones	1971	861
10. Steve Jones	1970	854
11. Deon Jackson	2018	847
12. Chris Douglas	2001	841
13. Roger Boone	1988	836
14. Wray Carlton	1957	833
15. Shaun Wilson	2017	818
16. Mataeo Durant	2020	817
17. Thomas Sirk	2015	803
18. B.J. Hill	1998	798
19. Mike Grayson	1983	785
20. Mike Dunn	1976	757
21. Bob Pascal	1955	750
22. Mike Grayson	1981	744
23. Art Gore	1976	742
24. Laymarr Marshall	1995	708
25. Robert O'Mara	1938	703
26. Brittain Brown	2017	701
27. Mike Grayson	1982	693
28. Phil Asack	1968	690
29. Deon Jackson	2020	682
30. Julius Grantham	1986	677
31. Tony Benjamin	1975	674
32. Jay Calabrese	1965	658
33. Josh Snead	2013	651
34. Ace Parker	1936	647

Most Rushing Yards Per Game, Season

1. Steve Jones (861-7)	1971	123.00
2. Steve Jones (1,236-11)	1972	112.36
3. Robert Baldwin (1,187-11)	1994	107.91
4. Mataeo Durant (1,241-12)	2021	103.42
5. Chris Douglas (1,138-12)	2003	94.83
6. Randy Cuthbert (1,031-11)	1992	93.73

Most Rushing Yards, Career

1. Chris Douglas	2000-03	3,122
2. Steve Jones	1970-72	2,951
3. Randy Cuthbert	1988-92	2,781
4. Mataeo Durant	2018-21	2,562
5. Shaun Wilson	2014-17	2,463
6. Mike Grayson	1980-83	2,441
7. Deon Jackson	2017-20	2,267
8. Tony Benjamin	1973-76	2,251
9. Jela Duncan	2012-16	2,025
10. Julius Grantham	1982-86	1,989
11. Mike Dunn	1975-78	1,939
12. Roger Boone	1986-89	1,900
13. Ace Parker	1934-36	1,856
14. Robert Baldwin	1991-94	1,848
15. Jay Calabrese	1965-67	1,801
16. Tom Davis	1941-44	1,775
17. Wray Carlton	1956-58	1,774
18. Josh Snead	2010-14	1,769
19. Shaquille Powell	2012-15	1,597
20. Eric Tipton	1936-38	1,586
21. Letavious Wilks	1996-99	1,555
22. Alex Wade	2000-03	1,546
23. Art Gore	1973-76	1,530
24. Bob Pascal	1953-55	1,523
25. Laymarr Marshall	1994-97	1,473
26. Red Smith	1951-53	1,471
27. Greg Boone	1979-82	1,435
28. George Dutrow	1956-58	1,407
29. Elmore Hackney	1935-37	1,359
30. Robert O'Mara	1936-38	1,356

Most Rushing Yards Per Game, Career

1. Steve Jones (2,951-28)	1970-72	105.39
2. Chris Douglas (3,122-45)	2000-03	69.38
3. Randy Cuthbert (2,781-43)	1988-92	64.67

Highest Average Per Rushing Attempt, Game (15)

1. George Clark (17-214)	12.59 vs. Wake Forest, 1945
2. Daniel Jones (15-186)	12.40 vs. North Carolina, 2018
3. Mike Grayson (17-188)	11.06 vs. Wake Forest, 1981
4. Ernie Jackson (17-181)	10.65 vs. Navy, 1971
5. Shaun Wilson (18-176)	9.77 vs. Baylor, 2017
6. Jay Calabrese (15-140)	9.33 vs. S. Carolina, 1965
7. Robert O'Mara (20-180)	9.00 vs. Virginia Tech, 1938
Tony Benjamin (16-144)	9.00 vs. Clemson, 1973
9. Mike Dunn (19-168)	8.84 vs. Georgia Tech, 1976
10. Mataeo Durant (29-255)	8.79 at Charlotte, 2021
11. George Clark (16-140)	8.75 vs. Georgia Tech, 1944
12. Roger Boone (24-201)	8.38 vs. Northwestern, 1989

Highest Avg. Per Rushing Attempt, Season (75)

1. Shaun Wilson (78-598)	2014	7.67
2. Ace Parker (119-884)	1935	7.43
3. Buddy Luper (76-520)	1943	6.84
4. Mataeo Durant (120-817)	2020	6.81
5. Jasper Davis (90-591)	1940	6.57
6. Greg Boone (80-502)	1981	6.28
7. George McAfee (96-596)	1939	6.21
8. Josh Snead (107-651)	2013	6.08
9. George Clark (89-528)	1944	5.93
10. Ace Parker (111-647)	1936	5.83
11. Elmore Hackney (85-490)	1937	5.77

Highest Avg. Per Rushing Attempt, Career (200)

1. Red Smith (243-1,471)	1951-53	6.05
2. Ace Parker (316-1,856)	1934-36	5.87
3. Elmore Hackney (232-1,359)	1935-37	5.86
4. Jela Duncan (377-2,025)	2012-16	5.37
5. Josh Snead (332-1,769)	2010-14	5.33
6. Mataeo Durant (489-2,562)	2018-21	5.24
7. Shaun Wilson (475-2,463)	2014-17	5.19
8. Brittain Brown (222-1,126)	2017-19	5.07
9. Greg Boone (286-1,435)	1979-82	5.02
10. Bob Pascal (307-1,523)	1953-55	4.961
11. Thomas Sirk (210-1,041)	2014-16	4.957
12. Art Gore (315-1,530)	1973-76	4.86
13. Randy Cuthbert (577-2,781)	1988-92	4.82
14. Jack Alexander (232-1,110)	1933-35	4.78
15. George Dutrow (301-1,407)	1956-58	4.674
16. Buddy Luper (215-1,004)	1942-46	4.669
17. Wray Carlton (381-1,774)	1956-58	4.656
18. Mike Barney (287-1,320)	1974-77	4.60
19. Roger Boone (415-1,900)	1986-89	4.578
20. Shaquille Powell (349-1,597)	2012-15	4.576

Most Rushing Attempts, Quarter

1. Mike Grayson (4th)	18 vs. Wake Forest, 1983
2. Steve Jones (1st)	17 vs. Florida, 1971
Robert Baldwin (3rd)	17 vs. Georgia Tech, 1994
4. Art Bosetti (4th)	16 vs. South Carolina, 1970

Most Rushing Attempts, Half

1. Mike Grayson (2nd)	31 vs. Wake Forest, 1983
2. Art Bosetti (2nd)	28 vs. South Carolina, 1970
3. Steve Jones (1st)	26 vs. Florida, 1971
4. Steve Jones (1st)	24 vs. Virginia, 1972
Robert Baldwin (2nd)	24 vs. Georgia Tech, 1994

Most Rushing Attempts, Game

1. Mataeo Durant	43 vs. Georgia Tech, 2021
2. Art Bosetti	42 vs. South Carolina, 1970
3. Tony Benjamin	41 vs. Wake Forest, 1973
Robert Baldwin	41 vs. Georgia Tech, 1994
5. Phil Asack	40 vs. Georgia Tech, 1968
Steve Jones	40 vs. Florida, 1971
7. Mike Grayson	39 vs. Wake Forest, 1983
8. Steve Jones	38 vs. Clemson, 1970
Steve Jones	38 vs. Georgia Tech, 1972
Randy Cuthbert	38 vs. Maryland, 1989

Most Rushing Attempts, Season

1. Steve Jones	1972	287
2. Robert Baldwin	1994	276
3. Mataeo Durant	2021	255
4. Chris Douglas	2003	236
5. Randy Cuthbert	1992	227
6. Chris Douglas	2001	218
7. Steve Jones	1970	203
8. Alex Wade	2002	201
9. Steve Jones	1971	193
10. B.J. Hill	1998	192

Most Rushing Attempts, Career

1. Chris Douglas	2000-03	695
2. Steve Jones	1970-72	683
3. Randy Cuthbert	1988-92	577
4. Mike Grayson	1980-83	574
5. Mike Dunn	1975-78	565
6. Deon Jackson	2017-20	526
7. Tony Benjamin	1973-76	503
8. Mataeo Durant	2018-21	489
9. Julius Grantham	1982-86	475
Shaun Wilson	2014-17	475

Most Rushing Touchdowns, Game

1.	Winston Siegfried	4 vs. N.C. State, 1941
	Tom Davis	4 vs. N.C. State, 1942
	Tony Benjamin	4 vs. Wake Forest, 1975
	Mike Dunn	4 vs. North Carolina, 1976
	Robert Baldwin	4 vs. Maryland, 1994
	Justin Boyle	4 vs. Vanderbilt, 2006
	Brandon Connette	4 vs. Miami, 2013
	Gunnar Holmberg	4 vs. Kansas, 2021
8.	14 with 3; last Shaquille Powell	3 vs. Georgia Tech, 2015

Most Rushing Touchdowns, Season

1.	Winston Siegfried	1941	14
	Brandon Connette	2013	14
3.	Laymarr Marshall	1994	13
4.	Mike Dunn	1976	12
	Robert Baldwin	1994	12
6.	Robert Cox	1933	11
7.	Ace Parker	1935	10
	Billy Cox	1949	10
	Jay Calabrese	1966	10
	Randy Cuthbert	1989	10
11.	Tom Davis	1942	9
	Bob Pascal	1954	9
	Jay Calabrese	1965	9
	Justin Boyle	2005	9
	Mataeo Durant	2021	9

Most Rushing Touchdowns, Career

1.	Brandon Connette	2010-13	31
2.	Tom Davis	1941-44	28
3.	Jay Calabrese	1965-67	24
4.	Mike Dunn	1975-78	22
5.	Chris Douglas	2000-03	21
6.	Steve Jones	1970-72	20
	Randy Cuthbert	1988-92	20
	Robert Baldwin	1991-94	20
9.	Ace Parker	1934-36	19
	George Clark	1944-47	19
	Bob Pascal	1953-55	19
	Laymarr Marshall	1994-97	19
13.	Shaun Wilson	2014-17	18
	Deon Jackson	2017-20	18
	Mataeo Durant	2018-21	18
16.	Eric Tipton	1936-38	17
	Wray Carlton	1956-58	17
	Mike Grayson	1980-83	17
	Justin Boyle	2004-07	17
	Jela Duncan	2012-16	17
	Daniel Jones	2016-18	17
22.	Elmore Hackney	1935-37	16
	Red Smith	1951-53	16
	Anthony Boone	2011-14	16
	Thomas Sirk	2014-16	16
26.	Robert Cox	1932-33	15
	Robert O'Mara	1936-38	15
	Billy Cox	1948-50	15
	Mike Curtis	1962-64	15
	Tony Benjamin	1973-76	15
	Roger Boone	1986-89	15

Most 20+ Yard Rushing Touchdowns, Game

1.	Shaun Wilson (69, 68 & 45)	3 vs. Kansas, 2014
2.	Ace Parker (55 & 40)	2 vs. South Carolina, 1935
	George McAfee (60 & 30)	2 vs. Syracuse, 1939
	Tom Davis (54 & 37)	2 vs. Wake Forest, 1944
	George Clark (69 & 60)	2 vs. Wake Forest, 1945
	George Clark (65 & 47)	2 vs. South Carolina, 1945
	Billy Cox (45 & 31)	2 vs. Virginia Tech, 1949
	Billy Cox (35 & 21)	2 vs. Richmond, 1949
	Herbert Field (23 & 20)	2 vs. N.C. State, 1952
	Jay Wilkinson (68 & 67)	2 vs. Clemson, 1963
	Jay Wilkinson (65 & 64)	2 vs. Virginia, 1963
	Bob Zwirko (35 & 20)	2 vs. N.C. State, 1969
	Shaun Wilson (65 & 50)	2 vs. Baylor, 2017
	Mataeo Durant (59 & 53)	2 at Charlotte, 2021

Most 20+ Yard Rushing Touchdowns, Season

1.	Ace Parker	1935	6
	Billy Cox	1949	6
3.	George Clark	1945	5
4.	Jay Wilkinson	1963	4
	Mataeo Durant	2021	4
6.	Jule Ward	1935	3
	Elmore Hackney	1937	3
	George McAfee	1939	3
	George Clark	1944	3
	Chris Douglas	2000	3
	Desmond Scott	2010	3
	Shaun Wilson	2014	3
	Jela Duncan	2015	3
	Mataeo Durant	2020	3

Most 20+ Yard Rushing Touchdowns, Career

1.	George Clark	1944-47	8
	Billy Cox	1948-50	8
3.	Ace Parker	1934-36	7
	Shaun Wilson	2014-17	7
	Mataeo Durant	2018-21	7
6.	Elmore Hackney	1935-37	5
	Chris Douglas	2000-03	5
	Desmond Scott	2009-12	5
9.	Eight Times, last		4
	Deon Jackson	2017-20	4

Most 50+ Yard Rushing Touchdowns, Game

1.	George Clark (69 & 60)	2 vs. Wake Forest, 1945
	Jay Wilkinson (68 & 67)	2 vs. Clemson, 1963
	Jay Wilkinson (65 & 64)	2 vs. Virginia, 1963
	Shaun Wilson (69 & 68)	2 vs. Kansas, 2014
	Shaun Wilson (65 & 50)	2 vs. Baylor, 2017
	Mataeo Durant (59 & 53)	2 at Charlotte, 2021

Most 50+ Yard Rushing Touchdowns, Season

1.	Jay Wilkinson	1963	4
2.	Jule Ward	1935	3
	George Clark	1945	3
	Mataeo Durant	2021	3
5.	Ace Parker	1935	2
	Elmore Hackney	1937	2
	Billy Cox	1948	2
	Shaun Wilson	2014	2
	Thomas Sirk	2015	2
	Shaun Wilson	2015	2
	Shaun Wilson	2017	2

Most 50+ Yard Rushing Touchdowns, Career

1.	Shaun Wilson	2014-17	6
2.	George Clark	1944-47	4
	Jay Wilkinson	1961-63	4
4.	Jule Ward	1933-35	3
	Ace Parker	1934-36	3
	Elmore Hackney	1935-37	3
	Buddy Mulligan	1946-47	3
	Billy Cox	1948-50	3

Most 100-Yard Rushing Games, Season

1.	Steve Jones	1972	6
	Randy Cuthbert	1989	6
	Alex Wade	2002	6
	Chris Douglas	2003	6
	Mataeo Durant	2021	6
6.	Randy Cuthbert	1992	5
	Robert Baldwin	1994	5
8.	Wray Carlton	1957	4
	Steve Jones	1971	4
	Art Gore	1974	4
	Art Gore	1976	4
	Mike Dunn	1976	4
	Mataeo Durant	2020	4

Most Consecutive Games, 100+ Rushing Yards

1.	Randy Cuthbert	6
	<i>(Army West Point, Maryland, Georgia Tech, Wake Forest, N.C. State & North Carolina, 1989)</i>	
2.	Mataeo Durant	4
	<i>(Northwestern, Kansas, North Carolina, Georgia Tech 2021)</i>	
3.	Steve Jones	3
	<i>(Florida, South Carolina & Virginia, 1971)</i>	
	Steve Jones	3
	<i>(Stanford, Virginia & N.C. State, 1972)</i>	
	Steve Jones	3
	<i>(Navy, Georgia Tech & Wake Forest, 1972)</i>	
	Alex Wade	3
	<i>(Northwestern, Florida State & Navy, 2002)</i>	
	Chris Douglas	3
	<i>(N.C. State, Tennessee & Georgia Tech, 2003)</i>	

Most 100-Yard Rushing Games, Career

1.	Steve Jones	1970-72	13
2.	Randy Cuthbert	1988-92	11
3.	Mike Grayson	1980-83	10
	Chris Douglas	2000-03	10
	Mataeo Durant	2018-21	10
6.	Art Gore	1973-76	8
7.	Eric Tipton	1936-38	6
	Tony Benjamin	1973-76	6
	Mike Dunn	1975-78	6
	Roger Boone	1986-89	6
	Alex Wade	2000-03	6

Two Players, 100+ Rushing Yards, Game

1.	Syracuse, 1938	Robert O'Mara (21-109) & Eric Tipton (23-102)
2.	N.C. State, 1943	Jim Miller (7-110) & Buddy Luper (6-109)
3.	Alabama, 1944	George Clark (14-123) & Tom Davis (27-101)
4.	Virginia Tech, 1951	Charlie Smith (10-124) & Herbert Field (11-121)
5.	S. Carolina, 1974	Larry Martinez (36-199) & Mike Bomgardner (21-109)
6.	Army West Point, 1975	Mike Barney (25-113) & Tony Benjamin (11-109)
7.	Virginia, 1976	Mike Dunn (14-118) & Tony Benjamin (18-100)
8.	N.C. State, 1976	Mike Dunn (21-152) & Art Gore (15-107)
9.	North Carolina, 1976	Mike Dunn (17-130) & Art Gore (20-107)
10.	Wake Forest, 1981	Mike Grayson (17-188), Joel Blunk (20-110) & Greg Boone (16-101)
11.	North Carolina, 1982	Mike Grayson (21-118) & Greg Boone (14-105)
12.	Indiana, 2015	Thomas Sirk (20-155), Jela Duncan (13-109) & Shaun Wilson (9-103)
11.	Syracuse, 2020	Deon Jackson (30-169) & Mataeo Durant (23-163)
12.	Charlotte, 2020	Mataeo Durant (12-104) & Deon Jackson (10-101)

Three Players, 100+ Rushing Yards, Game

1.	Wake Forest, 1981	Mike Grayson (17-188), Joel Blunk (20-110) & Greg Boone (16-101)
2.	Indiana, 2015	Thomas Sirk (20-155), Jela Duncan (13-109) & Shaun Wilson (9-103)

Two Players, 150+ Rushing Yards, Game

1.	Syracuse, 2020	Deon Jackson (30-169) & Mataeo Durant (23-163)
----	----------------	--

Two Players, 500+ Rushing Yards, Season

1.	Robert O'Mara (703) & Eric Tipton (577)	1938
2.	Tom Davis (569) & Steve Lach (532)	1941
3.	Bob Pascal (561) & Bryant Aldridge (504)	1954
4.	Wray Carlton (833) & George Dutrow (625)	1957
5.	Jay Calabrese (563) & Frank Ryan (525)	1967
6.	Mike Dunn (757) & Art Gore (742)	1976
7.	Stanley Broadie (579) & Mike Dunn (576)	1977
8.	Mike Grayson (744) & Greg Boone (502)	1981
9.	Mike Grayson (785) & Julius Grantham (556)	1983
10.	Randy Cuthbert (1,023) & Roger Boone (514)	1989
11.	Alex Wade (979) & Chris Douglas (640)	2002
12.	Josh Snead (651) & Jela Duncan (562)	2013
13.	Shaquille Powell (618) & Shaun Wilson (598)	2014
14.	Thomas Sirk (803) & Shaquille Powell (542)	2015
15.	Shaun Wilson (818), Brittain Brown (701) & Daniel Jones (518)	2017
16.	Deon Jackson (641) & Quentin Harris (510)	2019
17.	Mataeo Durant (817) & Deon Jackson (682)	2020

Three Players, 500+ Rushing Yards, Season

1.	Shaun Wilson (818), Brittain Brown (701) & Daniel Jones (518)	2017
----	--	------

Two Players, 5+ Rushing TDs, Season

1.	Ace Parker (6), Harwood Smith (6) & Eric Tipton (6)	1936
2.	Robert O'Mara (7), Eric Tipton (7) & Elmore Hackney (7)	1937
3.	Roger Robinson (7) & George McAfee (5)	1939
4.	Winston Siegfried (14), Steve Lach (8) & Tom Davis (7)	1941
5.	Tom Davis (8) & George Clark (6)	1944
6.	Billy Cox (10) & John Mounie (9)	1949
7.	Charlie Smith (7) & Herbert Field (6)	1951
8.	Charlie Smith (6) & Red Smith (5)	1952
9.	Bob Pascal (10) & Bryant Aldridge (5)	1954
10.	Dean Wright (5) & Dave Burch (5)	1960
11.	Mike Curtis (8) & James Futrell (6)	1962
12.	Steve Jones (6) & Ernie Jackson (5)	1971
13.	Larry Martinez (7) & Tony Benjamin (5)	1974
14.	Tony Benjamin (6) & Larry Martinez (6)	1975
15.	Mike Dunn (12) & Art Gore (7)	1976
16.	Mike Dunn (7) & Stanley Broadie (5)	1977
17.	Joel Blunk (7) & Mike Grayson (5)	1982
18.	Mike Grayson (8) & Julius Grantham (5)	1983
19.	Robert Baldwin (7) & Randy Cuthbert (6)	1992
20.	Laymarr Marshall (13) & Charles London (5)	1995
21.	Chris Douglas (6) & Cedric Dargan (5)	2003
22.	Brandon Connette (14) & Anthony Boone (5)	2013
23.	Thomas Sirk (8), Anthony Boone (5) & Shaun Wilson (5)	2014
24.	Thomas Sirk (8) & Parker Boehme (5)	2015
25.	Daniel Jones (7) & Jela Duncan (6)	2016
26.	Brittain Brown (7), Daniel Jones (7) & Shaun Wilson (6)	2017
27.	Deon Jackson (7) & Quentin Harris (5)	2018
28.	Quentin Harris (7) & Deon Jackson (6)	2019
29.	Mataeo Durant (8) & Deon Jackson (5)	2020
30.	Mataeo Durant (9) & Gunnar Holmberg (6)	2021

Three Players, 5+ Rushing TDs, Season

1.	Ace Parker (6), Harwood Smith (6) & Eric Tipton (6)	1936
2.	Robert O'Mara (7), Eric Tipton (7) & Elmore Hackney (7)	1937
3.	Winston Siegfried (14), Steve Lach (8) & Tom Davis (7)	1941
4.	Thomas Sirk (8), Anthony Boone (5) & Shaun Wilson (5)	2014
5.	Brittain Brown (7), Daniel Jones (7) & Shaun Wilson (6)	2017

Most Rushing Yards By A QB, Game

1.	Daniel Jones	186 vs. North Carolina, 2018
2.	Mike Dunn	168 vs. Georgia Tech, 1976
3.	Thomas Sirk	155 vs. Indiana, 2015
4.	Mike Dunn	152 vs. N.C. State, 1976
5.	Ace Parker	142 vs. South Carolina, 1935
6.	Ace Parker	140 vs. Wake Forest, 1935
7.	Mike Dunn	130 vs. North Carolina, 1976
8.	Elmore Hackney	123 vs. Tennessee, 1935
9.	Mike Dunn	122 vs. Clemson, 1977
10.	Stanley Driskell	119 vs. East Carolina, 1979
11.	Mike Dunn	118 vs. Virginia, 1976
12.	Mark Johnson	114 vs. Maryland, 1972
13.	Thomas Sirk	109 vs. Virginia Tech, 2015
14.	Elmore Hackney	108 vs. Clemson, 1935
	Daniel Jones	108 vs. Northwestern, 2017
16.	Quentin Harris	107 vs. Middle Tennessee St., 2019
17.	Mike Dunn	105 vs. N.C. State, 1977
18.	Larry Davis	103 vs. Navy, 1966
19.	Brandon Connette	101 vs. Pittsburgh, 2013

Most Rushing Yards By A QB, Season

1.	Ace Parker	1935	889
2.	Thomas Sirk	2015	803
3.	Mike Dunn	1976	757
4.	Mike Dunn	1977	576
5.	Elmore Hackney	1935	521
6.	Daniel Jones	2017	518
7.	Quentin Harris	2019	510
8.	Elmore Hackney	1937	490
9.	Daniel Jones	2016	486
10.	Mark Johnson	1972	462
11.	Mike Dunn	1975	413

Most Rushing Yards By A QB, Career

1.	Mike Dunn	1975-78	1,939
2.	Elmore Hackney	1935-37	1,359
3.	Daniel Jones	2016-18	1,323
4.	*Ace Parker	1934-36	1,209
5.	Thomas Sirk	2014-16	1,041

*Moved to HB in 1936; finished career with 1,856 yards

Most 100-Yard Rushing Games By A QB, Season

1.	Mike Dunn	1976	4
2.	Elmore Hackney	1935	2
	Ace Parker	1935	2
	Mike Dunn	1977	2
	Thomas Sirk	2015	2
	Quentin Harris	2019	2
7.	Mark Johnson	1972	1
	Stanley Driskell	1979	1
	Brandon Connette	2013	1
	Daniel Jones	2017	1
	Daniel Jones	2018	1

Most 100-Yard Rushing Games By A QB, Career

1.	Mike Dunn	1975-78	6
2.	Ace Parker	1934-36	2
	Elmore Hackney	1935-37	2
	Thomas Sirk	2014-16	2
	Daniel Jones	2016-18	2
	Quentin Harris	2016-19	2
6.	Larry Davis	1966-68	1
	Mark Johnson	1972-74	1
	Stanley Driskell	1977-79	1
	Brandon Connette	2010-13	1

Most Rushing Touchdowns By A QB, Game

1.	Mike Dunn	4 vs. North Carolina, 1976
	Brandon Connette	4 vs. Miami, 2013
	Gunnar Holmberg	4 vs. Kansas, 2021
4.	Ace Parker	3 vs. Wake Forest, 1935
	Ace Parker	3 vs. Washington & Lee, 1935
	Spencer Romine	3 vs. Georgia Tech, 1999

Most Rushing Touchdowns By A QB, Season

1.	Brandon Connette	2013	14
2.	Mike Dunn	1976	12
3.	Ace Parker	1935	10
4.	Brandon Connette	2010	8
	Brandon Connette	2012	8
	Thomas Sirk	2014	8
	Thomas Sirk	2015	8
8.	Elmore Hackney	1937	7
	Leo Hart	1969	7
	Mike Dunn	1977	7
	Daniel Jones	2016	7
	Daniel Jones	2017	7
	Quentin Harris	2019	7

Most Rushing Touchdowns By A QB, Career

1.	Brandon Connette	2010-13	31
2.	Mike Dunn	1975-78	22
3.	Daniel Jones	2016-18	17
4.	Elmore Hackney	1935-37	16
	Anthony Boone	2011-14	16
	Thomas Sirk	2014-16	16
7.	Quentin Harris	2016-19	14
8.	*Ace Parker	1934-36	13
	Leo Hart	1968-70	13
10.	Jerry Barger	1951-54	9
	Thaddeus Lewis	2006-09	9
	Sean Renfree	2009-12	9

*Moved to HB in 1936; finished career with 21 rushing TDs

100-YARD RUSHING GAMES

255	Mataeo Durant (29)	2021	at Charlotte	126	Chris Douglas (23)	2002	Virginia	110	Ned Gonet (19)	1977	at South Carolina
245	Shaun Wilson (12)	2014	Kansas	125	George McAfee (10)	1939	Syracuse	110	Joel Blunk (20)	1981	at Wake Forest
238	Robert Baldwin (33)	1994	Maryland	125	Buddy Mulligan (4)	1943	Richmond	110	Randy Cuthbert (19)	1992	at Vanderbilt
234	Randy Cuthbert (32)	1989	Georgia Tech	125	Red Smith (12)	1952	at North Carolina	110	Chris Douglas (18)	2003	Rice
218	Chris Douglas (30)	2003	Georgia Tech	125	Steve Jones (37)	1971	South Carolina	109	Robert O'Mara (21)	1938	at Syracuse
214	George Clark (17)	1945	at Wake Forest	125	Bill Thompson (21)	1971	N.C. State	109	Buddy Luper (6)	1943	N.C. State
204	Steve Jones (40)	1971	vs. Florida	125	Chris Douglas (25)	2003	N.C. State	109	Charlie Smith (24)	1951	at Pittsburgh
201	Steve Jones (37)	1972	Wake Forest	124	Steve Lach (12)	1941	Oregon State	109	Mike Bomgardner (21)	1974	at South Carolina
201	Roger Boone (24)	1989	Northwestern	124	Charlie Smith (10)	1951	vs. Virginia Tech	109	Tony Benjamin (11)	1975	at Army West Point
199	Larry Martinez (36)	1974	at South Carolina	124	Bob Brower (22)	1978	at North Carolina	109	Roger Rhett (16)	1977	at Wake Forest
193	Jack Alexander (11)	1935	North Carolina	124	B.J. Hill (27)	1998	Maryland	109	Roger Boone (20)	1988	The Citadel
188	Steve Jones (28)	1972	Virginia	124	Mataeo Durant (21)	2021	Kansas	109	Alex Wade (24)	2002	East Carolina
188	Mike Grayson (17)	1981	at Wake Forest	123	Elmore Hackney (14)	1935	Tennessee	109	Thomas Sirk (18)	2015	at Virginia Tech
186	Tony Benjamin (41)	1973	at Wake Forest	123	George Clark (14)	1944	vs. Alabama	109	Jela Duncan (13)	2015	vs. Indiana
186	Daniel Jones (15)	2018	North Carolina	123	Jack Kistler (18)	1952	at SMU	109	Shaun Wilson (10)	2016	at Georgia Tech
181	Ernie Jackson (17)	1971	at Navy	123	Red Smith (14)	1953	vs. Army West Point	108	Elmore Hackney (18)	1935	Clemson
181	Tony Benjamin (32)	1973	at Georgia Tech	123	James Futrell (9)	1962	at Wake Forest	108	Steve Jones (26)	1972	at N.C. State
180	Robert O'Mara (20)	1938	vs. Virginia Tech	123	Steve Jones (23)	1971	at Georgia Tech	108	Cedric Dargan (21)	2004	Virginia
176	Shaun Wilson (18)	2017	Baylor	123	John Johnston (24)	1971	West Virginia	108	Josh Snead (11)	2013	Troy
174	George McAfee (13)	1937	Wake Forest	123	Steve Jones (34)	1972	Stanford	108	Daniel Jones (16)	2017	Northwestern
173	Mike Grayson (29)	1982	at Georgia Tech	123	Greg Rhett (22)	1978	South Carolina	107	Billy Cox (15)	1948	Navy
171	Steve Jones (38)	1970	at Clemson	123	Alex Wade (21)	2002	at Navy	107	Bernie Blaney (7)	1955	at Tennessee
171	Art Gore (31)	1974	at North Carolina	123	Re'quan Boyette (10)	2005	Florida State	107	Art Gore (22)	1974	Wake Forest
169	Chris Douglas (29)	2001	Vanderbilt	122	Joel Arrington (8)	1959	at Georgia Tech	107	Art Gore (15)	1976	at N.C. State
169	Deon Jackson (30)	2020	at Syracuse	122	Mike Dunn (24)	1977	Clemson	107	Art Gore (20)	1976	at North Carolina
168	Mike Dunn (19)	1976	Georgia Tech	122	Desmond Scott (11)	2010	at Wake Forest	107	Randy Cuthbert (19)	1992	Wake Forest
166	George Clark (9)	1945	South Carolina	121	Frank Swiger (15)	1940	Georgia Tech	107	B.J. Hill (23)	1999	N.C. State
165	Alex Wade (23)	2002	at Wake Forest	121	Herbert Field (11)	1951	vs. Virginia Tech	107	Josh Snead (17)	2012	vs. Cincinnati
163	Mataeo Durant (23)	2020	at Syracuse	121	B.J. Hill (23)	1998	Western Carolina	107	Shaun Wilson (24)	2016	North Carolina
162	Robert Baldwin (41)	1994	at Georgia Tech	121	Jela Duncan (21)	2016	at Notre Dame	107	Quentin Harris (11)	2019	Middle Tennessee
162	Deon Jackson (10)	2018	at Pittsburgh	120	Brittain Brown (10)	2017	N.C. Central	106	Eric Tipton (16)	1937	at Davidson
161	Randy Cuthbert (38)	1989	at Maryland	119	Eric Tipton (13)	1937	vs. Wash. & Lee	106	Billy Cox (13)	1949	Virginia Tech
157	Bob Pascal (20)	1955	Wake Forest	119	Stanley Driskell (13)	1979	East Carolina	106	Stanley Broadie (11)	1977	Navy
157	Roger Boone (23)	1988	North Carolina	119	Chris Douglas (27)	2003	at North Carolina	106	Mike Grayson (24)	1981	N.C. State
157	Robert Baldwin (28)	1994	at Wake Forest	118	Mike Dunn (14)	1976	at Virginia	106	Mike Grayson (21)	1983	at North Carolina
155	Thomas Sirk (20)	2015	vs. Indiana	118	Mike Grayson (21)	1982	North Carolina	106	David Lowman (17)	1993	at Rutgers
154	Ace Parker (14)	1936	at Wake Forest	118	Mike Grayson (21)	1983	at Virginia	106	Chris Douglas (22)	2003	Western Carolina
154	Greg Rhett (25)	1978	Georgia Tech	118	Roger Boone (21)	1987	at North Carolina	105	Tom Davis (27)	1944	vs. Alabama
152	Mike Dunn (21)	1976	at N.C. State	118	Brittain Brown (13)	2018	N.C. Central	105	Fred Folger (8)	1947	Maryland
152	Mike Grayson (39)	1983	at Wake Forest	117	Wray Carlton (18)	1957	North Carolina	105	George Dutrow (19)	1956	North Carolina
152	Mataeo Durant (43)	2021	Georgia Tech	117	Tony Benjamin (28)	1975	N.C. State	105	Wray Carlton (16)	1957	at Rice
151	Randy Cuthbert (37)	1989	N.C. State	117	Julius Grantham (32)	1984	Wake Forest	105	Art Gore (18)	1976	at South Carolina
150	Tom Davis (24)	1942	N.C. State	117	Robert Baldwin (24)	1994	at Navy	105	Mike Dunn (21)	1977	N.C. State
149	Eric Tipton (14)	1938	Davidson	117	Shaquille Powell (29)	2014	vs. Arizona State	105	Mike Grayson (24)	1980	Georgia Tech
149	Billy Cox (22)	1949	North Carolina	116	Cliff Lewis (9)	1944	Richmond	105	Greg Boone (14)	1982	North Carolina
149	Frank Ryan (20)	1967	Clemson	116	Art Gore (14)	1976	at Clemson	104	Jule Ward (15)	1935	North Carolina
149	Steve Jones (38)	1972	Georgia Tech	116	Randy Cuthbert (20)	1989	at North Carolina	104	Charlie Smith (14)	1951	at South Carolina
149	Randy Cuthbert (29)	1992	Rice	116	Laymarr Marshall (19)	1996	at Navy	104	Bob Zwirko (19)	1969	Clemson
148	Steve Jones (36)	1972	vs. Navy	116	Brittain Brown (14)	2017	Georgia Tech	104	Steve Jones (13)	1970	vs. Florida
147	Art Gore (31)	1974	Georgia Tech	115	Leo Long (20)	1941	Colgate	104	Mike Grayson (26)	1981	Virginia Tech
147	Randy Cuthbert (19)	1989	Army West Point	115	Jay Wilkinson (14)	1963	Clemson	104	Stanley Monk (21)	1985	N.C. State
146	Buddy Luper (10)	1943	at North Carolina	115	Greg Boone (21)	1981	East Carolina	104	Josh Snead (17)	2013	vs. Texas A&M
144	Elmore Hackney (8)	1935	at Davidson	115	Laymarr Marshall (31)	1995	at Maryland	104	Mataeo Durant (12)	2020	Charlotte
144	Billy Cox (27)	1950	Georgia Tech	115	Jela Duncan (13)	2015	at North Carolina	103	Robert Rute	1941	N.C. State
144	Tony Benjamin (16)	1973	Clemson	115	Jela Duncan (15)	2016	N.C. Central	103	Larry Davis (27)	1966	at Navy
143	Bob Zwirko (24)	1969	North Carolina	114	Tom Davis (15)	1942	Maryland	103	Bob Zwirko (20)	1969	at Georgia Tech
142	Ace Parker (11)	1935	South Carolina	114	Phil Asack (18)	1968	at Clemson	103	Mike Barney (20)	1975	Clemson
141	Jasper Davis (23)	1940	Pittsburgh	114	Mark Johnson (19)	1972	Maryland	103	Shaun Wilson (9)	2015	vs. Indiana
141	Julius Grantham (31)	1984	Indiana	114	Greg Rhett (13)	1978	Virginia	103	Mataeo Durant (20)	2021	at Wake Forest
140	Ace Parker (13)	1935	vs. Wake Forest	114	Julius Grantham (11)	1983	at Maryland	102	Jack Kistler (9)	1952	Washington & Lee
140	George Clark (16)	1944	Georgia Tech	114	Alex Wade (25)	2002	at Florida State	102	Art Gore (21)	1974	at Clemson
140	Jay Calabrese (15)	1965	at South Carolina	114	Cedric Dargan (20)	2004	at Navy	102	Mike Grayson (8)	1982	Virginia
140	Phil Asack (40)	1968	Georgia Tech	114	Mataeo Durant (19)	2021	at North Carolina	102	Randy Cuthbert (25)	1989	at Wake Forest
140	Steve Jones (23)	1971	at Virginia	113	Tom Davis (10)	1944	Wake Forest	102	Josh Snead (14)	2014	at Georgia Tech
138	Art Bosetti (42)	1970	at South Carolina	113	Sonny Odom (20)	1964	N.C. State	102	Mataeo Durant (22)	2021	Northwestern
138	Julius Grantham (25)	1986	at Vanderbilt	113	Mike Barney (25)	1975	at Army West Point	101	Jule Ward (10)	1935	vs. Wash. & Lee
138	Alex Wade (25)	2002	North Carolina	113	Cedric Dargan (24)	2004	at Wake Forest	101	Robert O'Mara (20)	1936	N.C. State
138	Josh Snead (9)	2013	Miami	113	Justin Boyle (15)	2005	VMI	101	Joel Arrington (19)	1959	Rice
137	Letavious Wilks (19)	1996	Maryland	113	Justin Boyle (14)	2006	Vanderbilt	101	Frank Ryan (23)	1967	at Virginia
134	Alex Wade (25)	2002	at Northwestern	113	Deon Jackson (14)	2018	at Miami	101	Greg Boone (16)	1981	at Wake Forest
131	Roger Boone (17)	1988	at N.C. State	112	Jack Alexander (23)	1934	at VMI	101	Joel Blunk (13)	1982	at Tennessee
132	Mataeo Durant (11)	2020	North Carolina	112	John Johnston (14)	1936	vs. Wash. & Lee	101	Randy Cuthbert (27)	1992	Maryland
130	Tom Davis (9)	1941	vs. Maryland	112	Moffat Storer (5)	1940	at Colgate	101	Robert Baldwin (27)	1994	East Carolina
130	Jasper Davis (9)	1941	vs. Maryland	112	Wray Carlton (23)	1957	Maryland	101	Chris Douglas (24)	2001	at Virginia
130	Mike Dunn (17)	1976	at North Carolina	112	Steve Jones (32)	1970	Virginia	101	Ronnie Drummer (9)	2005	at Miami
130	Stanley Monk (25)	1987	at Rutgers	112	Roger Boone (19)	1987	Northwestern	101	Brandon Connette (15)	2013	Pittsburgh
129	Larry Martinez (12)	1975	N.C. State	112	Chris Douglas (30)	2001	at Rice	101	Deon Jackson (10)	2020	Charlotte
129	Mike Barney (12)	1975	North Carolina	111	Jack Kistler (17)	1951	Wake Forest	100	Eric Tipton (23)	1938	at Syracuse
128	Letavious Wilks (20)	1999	Wake Forest	111	Wray Carlton (16)	1957	Virginia	100	Bryant Aldridge (22)	1955	vs. Navy
128	Chris Douglas (29)	2003	at Tennessee	111	Wray Carlton (24)	1958	Baylor	100	Tony Benjamin (18)	1976	at Virginia
127	Jasper Davis (12)	1940	at Davidson	111	John Cappellano (19)	1969	at N.C. State	100	Desmond Scott (16)	2009	N.C. Central
127	Mataeo Durant (13)	2020	at Florida State	110	Eric Tipton (25)	1937	vs. Virginia Tech	100	Quentin Harris (17)	2019	Virginia Tech
126	Randy Cuthbert (23)	1992	East Carolina	110	Jim Miller (7)	1943	at N.C. State				

100-Yard Rushing Games By Player

Bryant Aldridge (1)	
100 Navy	1955
Jack Alexander (2)	
112 VMI	1934
193 North Carolina	1935
Joel Arrington (2)	
101 Rice	1959
122 Georgia Tech	1959
Phil Asack (2)	
114 Clemson	1968
140 Georgia Tech	1968
Robert Baldwin (5)	
238 Maryland	1994
101 East Carolina	1994
162 Georgia Tech	1994
117 Navy	1994
157 Wake Forest	1994
Mike Barney (3)	
113 Army West Point	1975
103 Clemson	1975
129 North Carolina	1975
Tony Benjamin (6)	
144 Clemson	1973
181 Georgia Tech	1973
186 Wake Forest	1973
109 Army West Point	1975
117 N.C. State	1975
100 Virginia	1976
Bernie Blaney (1)	
107 Tennessee	1955
Joel Blunk (2)	
110 Wake Forest	1981
101 Tennessee	1982
Mike Bomgardner (1)	
109 South Carolina	1974
Greg Boone (3)	
115 East Carolina	1981
101 Wake Forest	1981
105 North Carolina	1982
Roger Boone (6)	
112 Northwestern	1987
118 North Carolina	1987
109 The Citadel	1988
131 N.C. State	1988
157 North Carolina	1988
201 Northwestern	1989
Art Bosetti (1)	
138 South Carolina	1970
Re'quan Boyette (1)	
123 Florida State	2005
Stanley Broadie (1)	
106 Navy	1977
Bob Brower (1)	
124 North Carolina	1978
Brittain Brown (3)	
120 N.C. Central	2017
116 Georgia Tech	2017
118 N.C. Central	2018
Justin Boyle (2)	
113 VMI	2005
113 Vanderbilt	2006
Jay Calabrese (1)	
140 South Carolina	1965
John Cappellano (1)	
111 N.C. State	1969
Wray Carlton (5)	
111 Virginia	1957
112 Maryland	1957
105 Rice	1957

117 North Carolina	1957
111 Baylor	1958
George Clark (4)	
140 Georgia Tech	1944
123 Alabama	1944 ^{BOWL}
166 South Carolina	1945
214 Wake Forest	1945
Brandon Connette (1)	
101 Pittsburgh	2013
Billy Cox (4)	
107 Navy	1948
106 Virginia Tech	1949
149 North Carolina	1949
144 Georgia Tech	1950
Randy Cuthbert (11)	
147 Army West Point	1989
161 Maryland	1989
234 Georgia Tech	1989
102 Wake Forest	1989
151 N.C. State	1989
116 North Carolina	1989
110 Vanderbilt	1992
149 Rice	1992
126 East Carolina	1992
101 Maryland	1992
107 Wake Forest	1992
Cedric Dargan (3)	
114 Navy	2004
108 Virginia	2004
113 Wake Forest	2004
Jasper Davis (3)	
127 Davidson	1940
141 Pittsburgh	1940
130 Maryland	1941
Larry Davis (1)	
103 Navy	1966
Tom Davis (5)	
130 Maryland	1941
114 Maryland	1942
150 N.C. State	1942
113 Wake Forest	1944
105 Alabama	1944 ^{BOWL}
Chris Douglas (10)	
112 Rice	2001
101 Virginia	2001
169 Vanderbilt	2001
126 Virginia	2002
106 Western Carolina	2003
110 Rice	2003
125 N.C. State	2003
128 Tennessee	2003
218 Georgia Tech	2003
119 North Carolina	2003
Stanley Driskell (1)	
119 East Carolina	1979
Ronnie Drummer (1)	
101 Miami	2005
Jela Duncan (4)	
115 North Carolina	2015
109 Indiana	2015 ^{BOWL}
115 N.C. Central	2016
121 Notre Dame	2016
Mike Dunn (6)	
118 Virginia	1976
168 Georgia Tech	1976
152 N.C. State	1976
130 North Carolina	1976
122 Clemson	1977
105 N.C. State	1977
Mataeo Durant (10)	
163 Syracuse	2020
104 Charlotte	2020
132 North Carolina	2020
127 Florida State	2020
255 Charlotte	2021
102 Northwestern	2021
124 Kansas	2021
114 North Carolina	2021

152 Georgia Tech	2021
103 Wake Forest	2021
George Dutrow (1)	
105 North Carolina	1956
Herbert Field (1)	
121 Virginia Tech	1951
Fred Folger (1)	
105 Maryland	1947
James Futrell (1)	
123 Wake Forest	1962
Ned Gonet (1)	
110 South Carolina	1977
Art Gore (8)	
102 Clemson	1974
147 Georgia Tech	1974
107 Wake Forest	1974
171 North Carolina	1974
105 South Carolina	1976
116 Clemson	1976
107 N.C. State	1976
107 North Carolina	1976
Julius Grantham (4)	
114 Maryland	1983
141 Indiana	1984
117 Wake Forest	1984
138 Vanderbilt	1986
Mike Grayson (10)	
105 Georgia Tech	1980
104 Virginia Tech	1981
188 Wake Forest	1981
106 N.C. State	1981
102 Virginia	1982
173 Georgia Tech	1982
118 North Carolina	1982
118 Virginia	1983
152 Wake Forest	1983
106 North Carolina	1983
Elmore Hackney (3)	
108 Clemson	1935
123 Tennessee	1935
144 Davidson	1935
Quentin Harris (2)	
107 Middle Tennessee	2019
100 Virginia Tech	2019
B.J. Hill (3)	
121 Western Carolina	1998
124 Maryland	1998
107 N.C. State	1999
Deon Jackson (4)	
162 Pittsburgh	2018
113 Miami	2018
169 Syracuse	2020
101 Charlotte	2020
Ernie Jackson (1)	
181 Navy	1971
Mark Johnson (1)	
114 Maryland	1972
John Johnston (1)	
112 Washington & Lee	1936
John Johnston (1)	
123 West Virginia	1971
Daniel Jones (1)	
108 Northwestern	2017
186 North Carolina	2018
Steve Jones (13)	
104 Florida	1970
112 Virginia	1970
171 Clemson	1970
204 Florida	1971
125 South Carolina	1971
140 Virginia	1971
123 Georgia Tech	1971
123 Stanford	1972
188 Virginia	1972

108 N.C. State	1972
148 Navy	1972
149 Georgia Tech	1972
201 Wake Forest	1972
Jack Kistler (3)	
111 Wake Forest	1951
102 Washington & Lee	1952
123 SMU	1952
Steve Lach (1)	
124 Oregon State	1941 ^{BOWL}
Cliff Lewis (1)	
116 Richmond	1944
Leo Long (1)	
115 Colgate	1941
David Lowman (1)	
106 Rutgers	1993
Buddy Luper (2)	
109 N.C. State	1943
146 North Carolina	1943
Larry Martinez (2)	
199 South Carolina	1974
129 N.C. State	1975
Laymarr Marshall (2)	
115 Maryland	1995
116 Navy	1996
George McAfee (2)	
174 Wake Forest	1937
125 Syracuse	1939
Jim Miller (1)	
110 N.C. State	1943
Stanley Monk (2)	
104 N.C. State	1985
130 Rutgers	1987
Buddy Mulligan (1)	
125 Richmond	1943
Sonny Odom (1)	
113 N.C. State	1964
Robert O'Mara (3)	
101 N.C. State	1936
180 Virginia Tech	1938
109 Syracuse	1938
Bob Pascal (1)	
157 Wake Forest	1955
Ace Parker (3)	
140 Wake Forest	1935
142 South Carolina	1935
154 Wake Forest	1936
Shaquille Powell (1)	
117 Arizona State	2014 ^{BOWL}
Greg Rhett (4)	
109 Wake Forest	1977
154 Georgia Tech	1978
123 South Carolina	1978
114 Virginia	1978
Robert Rute (1)	
103 N.C. State	1941
Frank Ryan (2)	
101 Virginia	1967
149 Clemson	1967
Desmond Scott (2)	
100 N.C. Central	2009
122 Wake Forest	2010
Thomas Sirk (2)	
109 Virginia Tech	2015
155 Indiana	2015 ^{BOWL}
Charlie Smith (3)	
104 South Carolina	1951
109 Pittsburgh	1951

124 Virginia Tech	1951
Red Smith (2)	
125 North Carolina	1952
123 Army West Point	1953
Josh Sneed (5)	
107 Cincinnati	2012 ^{BOWL}
108 Troy	2013
138 Miami	2013
104 Texas A&M	2013 ^{BOWL}
102 Georgia Tech	2014
Moffat Storer (1)	
112 Colgate	1940
Frank Swiger (1)	
121 Georgia Tech	1940
Bill Thompson (1)	
125 N.C. State	1971
Eric Tipton (5)	
110 Virginia Tech	1937
106 Davidson	1937
119 Washington & Lee	1937
149 Davidson	1938
100 Syracuse	1938
Alex Wade (6)	
109 East Carolina	2002
134 Northwestern	2002
114 Florida State	2002
123 Navy	2002
165 Wake Forest	2002
138 North Carolina	2002
Jule Ward (2)	
101 Washington & Lee	1935
104 North Carolina	1935
Jay Wilkinson (1)	
115 Clemson	1963
Letavious Wilks (2)	
137 Maryland	1996
128 Wake Forest	1999
Shaun Wilson (5)	
245 Kansas	2014
103 Indiana	2015 ^{BOWL}
109 Georgia Tech	2016
107 North Carolina	2016
176 Baylor	2017
Bob Zwirko (3)	
103 Georgia Tech	1969
104 Clemson	1969
143 North Carolina	1969
100-Yard Rushing Games By Opponent	
1. North Carolina	26
2. Wake Forest	25
3. Georgia Tech	21
4. N.C. State	20
5. Maryland & Virginia	13
7. Clemson & South Carolina	11
9. Navy	10
10. Virginia Tech	8
11. East Carolina, Northwestern, Rice & Syracuse	5
15. Army West Point, Davidson, Indiana, N.C. Central, Pittsburgh, Tennessee, Vanderbilt & Washington & Lee	4
23. Charlotte, Florida State & Miami	3
26. Alabama, Baylor, Colgate, Florida, Kansas, Richmond, Rutgers, VMI & Western Carolina	2
35. Arizona State, Cincinnati, Middle Tennessee, Notre Dame, Oregon State, SMU, Stanford, Texas A&M, The Citadel, Troy & West Virginia	1

1,000-YARD RUSHERS

1. Chris Douglas

Year	Att.	Yards	Avg.	TD
2000	110	503	4.57	6
2001	218	841	3.86	7
2002	131	640	4.89	2
2003	236	1,138	4.82	6
Total	695	3,122	4.49	21

2. Steve Jones

Year	Att.	Yards	Avg.	TD
1970	203	854	4.21	8
1971	193	861	4.46	6
1972	287	1,236	4.31	6
Total	683	2,951	4.32	20

3. Randy Cuthbert

Year	Att.	Yards	Avg.	TD
1988	8	63	7.88	0
1989	187	1,033	5.52	10
1990	136	595	4.38	4
1991	19	59	3.11	0
1992	227	1,031	4.54	6
Totals	577	2,781	4.82	20

4. Mataeo Durant

Year	Att.	Yards	Avg.	TD
2018	17	43	2.53	0
2019	97	461	4.75	1
2020	120	817	6.81	8
2021	255	1,241	4.87	9
Total	489	2,562	5.24	18

5. Shaun Wilson

Year	Att.	Yards	Avg.	TD
2014	78	598	7.67	5
2015	84	424	5.05	3
2016	151	623	4.13	4
2017	162	818	5.05	6
Total	475	2,463	5.19	18

6. Mike Grayson

Year	Att.	Yards	Avg.	TD
1980	78	219	2.81	3
1981	179	744	4.16	1
1982	136	693	5.10	5
1983	181	785	4.34	8
Totals	574	2,441	4.25	17

7. Deon Jackson

Year	Att.	Yards	Avg.	TD
2017	32	97	3.03	0
2018	161	847	5.26	7
2019	175	641	3.66	6
2020	161	682	4.24	5
Total	526	2,267	4.31	18

8. Tony Benjamin

Year	Att.	Yards	Avg.	TD
1973	114	572	5.02	1
1974	107	381	3.56	5
1975	136	674	4.96	6
1976	156	624	4.00	3
Totals	513	2,251	4.39	15

9. Jela Duncan

Year	Att.	Yards	Avg.	TD
2012	109	553	5.07	4
2013	113	562	4.97	3
2014	–	–	–	–
2015	67	460	6.87	4
2016	88	450	5.11	6
Total	377	2,025	5.37	17

10. Julius Grantham

Year	Att.	Yards	Avg.	TD
1982	16	60	3.75	1
1983	101	556	5.51	5
1984	110	395	3.59	1
1985	90	301	3.34	3
1986	158	677	4.29	1
Totals	475	1,989	4.19	11

11. Mike Dunn

Year	Att.	Yards	Avg.	TD
1975	103	413	4.01	2
1976	176	757	4.30	12
1977	161	576	3.58	7
1978	125	193	1.54	1
Totals	565	1,939	3.43	22

12. Roger Boone

Year	Att.	Yards	Avg.	TD
1986	0	0	–	0
1987	137	550	4.02	4
1988	185	836	4.52	7
1989	93	514	5.53	4
Total	415	1,900	4.58	15

13. Ace Parker

Year	Att.	Yards	Avg.	TD
1934	86	325	3.78	3
1935	119	884	7.43	10
1936	111	647	5.83	6
Total	316	1,856	5.87	19

14. Robert Baldwin

Year	Att.	Yards	Avg.	TD
1991	2	17	8.50	0
1992	73	312	4.27	7
1993	70	332	4.74	1
1994	276	1,187	4.30	12
Total	421	1,848	4.39	20

15. Jay Calabrese

Year	Att.	Yards	Avg.	TD
1965	154	658	4.27	9
1966	175	580	3.31	10
1967	136	563	4.14	5
Total	465	1,801	3.87	24

16. Tom Davis

Year	Att.	Yards	Avg.	TD
1941	108	569	5.27	7
1942	136	417	3.07	9
1943	81	328	4.05	4
1944	137	461	3.37	8
Total	462	1,775	3.84	28

17. Wray Carlton

Year	Att.	Yards	Avg.	TD
1956	59	305	5.17	3
1957	158	833	5.27	8
1958	164	636	3.88	6
Total	381	1,774	4.66	17

18. Josh Snead

Year	Att.	Yards	Avg.	TD
2010	45	221	4.91	1
2011	–	–	–	–
2012	99	496	5.01	2
2013	107	651	6.08	2
2014	81	401	4.95	3
Total	332	1,769	5.33	8

19. Shaquille Powell

Year	Att.	Yards	Avg.	TD
2012	28	93	3.32	0
2013	62	344	5.55	2
2014	134	618	4.61	2
2015	125	542	4.34	3
Total	349	1,597	4.58	7

20. Eric Tipton

Year	Att.	Yards	Avg.	TD
1936	112	415	3.71	6
1937	125	594	4.75	7
1938	129	577	4.47	4
Total	366	1,586	4.33	17

21. Letavious Wilks

Year	Att.	Yards	Avg.	TD
1996	116	554	4.76	2
1997	79	305	3.86	1
1998	109	362	3.32	6
1999	95	334	3.52	3
Total	399	1,555	3.90	12

22. Alex Wade

Year	Att.	Yards	Avg.	TD
2000	20	66	3.30	1
2001	64	249	3.89	4
2002	201	979	4.87	4
2003	58	252	4.35	2
Total	343	1,546	4.51	11

23. Art Gore

Year	Att.	Yards	Avg.	TD
1973	3	9	3.00	0
1974	125	627	5.02	4
1975	35	152	4.34	2
1976	152	742	4.88	7
Total	315	1,530	4.86	13

24. Bob Pascal

Year	Att.	Yards	Avg.	TD
1953	44	212	4.82	2
1954	107	561	5.24	9
1955	156	750	4.81	8
Total	307	1,523	4.96	19

25. Laymarr Marshall

Year	Att.	Yards	Avg.	TD
1994	6	16	2.67	0
1995	188	708	3.77	13
1996	115	390	3.39	3
1997	70	359	5.13	3
Total	379	1,473	3.89	19

26. Greg Boone

Year	Att.	Yards	Avg.	TD
1979	34	159	4.68	1
1980	94	340	3.62	1
1981	80	502	6.28	2
1982	78	434	5.56	2
Total	286	1,435	5.02	6

27. George Dutrow

Year	Att.	Yards	Avg.	TD
1956	54	340	6.30	2
1957	135	625	4.63	3
1958	112	442	3.95	2
Total	301	1,407	4.67	7

28. Elmore Hackney

Year	Att.	Yards	Avg.	TD
1935	70	521	7.44	5
1936	77	348	4.52	4
1937	85	490	5.77	7
Total	232	1,359	5.86	16

29. Robert O'Mara

Year	Att.	Yards	Avg.	TD
1936	69	303	4.39	3
1937	102	350	3.43	7
1938	162	703	4.34	5
Total	333	1,356	4.07	15

30. Daniel Jones

Year	Att.	Yards	Avg.	TD
2016	141	486	3.45	7
2017	161	518	3.22	7
2018	104	319	3.07	3
Total	406	<		

TOUCHDOWN RUSHES OF 20+ YARDS

85, Charlie Smith	Virginia Tech, 1951	53, Tom Davis	Maryland, 1942	34, Mike Dunn	Georgia Tech, 1976	20, Herbert Field	N.C. State, 1952
85, Shaun Wilson	Indiana, 2015	53, Wes Chesson	North Carolina, 1969	34, Mike Dunn	N.C. State, 1977	20, Bernie Blaney	Pennsylvania, 1954
83, Joel Arrington	Georgia Tech, 1959	53, Letavious Wilks	Maryland, 1996	34, Shaquille Powell	Miami, 2013	20, Bryant Aldridge	North Carolina, 1954
83, Justin Boyle	The Citadel, 2004	53, Thomas Sirk	North Carolina, 2015	34, Brittain Brown	Baylor, 2017	20, Bernie Blaney	Tennessee, 1955
82, Billy Cox	Maryland, 1948	53, Mataeo Durant	Charlotte, 2021	33, Steve Jones	Virginia, 1971	20, Hal McElhane	William & Mary, 1955
81, Ronnie Drummer	Miami, 2005	52, Kidd Brewer	Wake Forest, 1931	33, William Thompson	Virginia, 1971	20, Bernie Blaney	William & Mary, 1955
80, Moffat Storer	Colgate, 1940	52, Bob Pascal	N.C. State, 1954	33, B.J. Hill	N.C. State, 1999	20, Oliver Rudy	North Carolina, 1955
80, Buddy Luper	North Carolina, 1943	52, Charles London	Florida State, 1995	33, Justin Boyle	Vanderbilt, 2006	20, Hal McElhane	SMU, 1956
80, Bernie Blaney	Tennessee, 1955	52, Jela Duncan	North Carolina, 2015	32, Ace Parker	North Carolina, 1935	20, George Dutrow	Wake Forest, 1956
79, Jasper Davis	Georgia Tech, 1940	51, Jule Ward	North Carolina, 1935	32, Winston Siegfried	Maryland, 1941	20, Wray Carlton	Rice, 1957
78, Jack Alexander	North Carolina, 1935	51, Eric Tipton	Wake Forest, 1937	32, Anthony Boone	Troy, 2014	20, Wray Carlton	North Carolina, 1957
78, Billy Cox	North Carolina, 1949	50, Elmore Hackney	Wake Forest, 1937	32, Shaquille Powell	Georgia Tech, 2015	20, Bob Zwirko	N.C. State, 1969
78, Re'quan Boyette	Florida State, 2005	50, Jela Duncan	N.C. Central, 2016	32, Daniel Jones	Georgia Tech, 2017	20, Roger Boone	Wake Forest, 1989
75, Herbert Field	Virginia Tech, 1951	50, Shaun Wilson	Baylor, 2017	32, Deon Jackson	Virginia Tech, 2019	20, Brandon Connette	Virginia, 2010
75, Deon Jackson	Miami, 2018	49, Stanley Driskell	Georgia Tech, 1978	31, Billy Cox	Richmond, 1949	20, Brandon Connette	Georgia Tech, 2010
73, Buddy Mulligan	Richmond, 1946	49, Mataeo Durant	Boston College, 2020	31, Billy Cox	Virginia Tech, 1949	20, Juwan Thompson	Tulane, 2011
73, Bill Thompson	Georgia Tech, 1970	47, Jule Ward	North Carolina, 1935	31, Deon Jackson	Baylor, 2018		
73, Thomas Sirk	Indiana, 2015	47, Steve Lach	Davidson, 1941	30, George McAfee	Syracuse, 1939		
72, Gordon Carver	Virginia, 1943	47, George Clark	South Carolina, 1945	30, William Wartman	Davidson, 1940		
70, George Clark	Georgia Tech, 1944	46, Thomas Hughes	Virginia Tech, 1948	30, Buddy Luper	Virginia, 1943		
70, Mark Leggett	Clemson, 1960	46, Mataeo Durant	North Carolina, 2020	30, Jack Kistler	Virginia Tech, 1951		
69, George Clark	Wake Forest, 1945	45, Billy Cox	Virginia Tech, 1949	30, Mike Dunn	North Carolina, 1978		
69, Mark Johnson	Maryland, 1972	45, David Lowman	Rutgers, 1993	30, Desmond Scott	Richmond, 2011		
69, Chris Douglas	North Carolina, 2000	45, Chris Douglas	Florida State, 2000	29, George McAfee	N.C. State, 1939		
69, Senterrio Landrum	Navy, 2002	45, Shaun Wilson	Kansas, 2014	29, Tony Benjamin	Wake Forest, 1975		
69, Shaun Wilson	Kansas, 2014	45, Jela Duncan	Army West Point, 2015	29, Chris Douglas	Georgia Tech, 2003		
68, Jay Wilkinson	Clemson, 1963	44, Billy Cox	George Washington, 1949	29, Deon Adams	Virginia Tech, 2004		
68, Shaun Wilson	Kansas, 2014	43, George McAfee	Wake Forest, 1937	28, Charlie Smith	Washington & Lee, 1952		
67, Elmore Hackney	Davidson, 1935	43, Robert O'Mara	Syracuse, 1938	28, Bernie Blaney	Army West Point, 1954		
67, Red Smith	North Carolina, 1952	43, Jerry Barger	Wake Forest, 1954	28, Mike Dunn	Wake Forest, 1977		
67, Jay Wilkinson	Clemson, 1963	43, Jack Wilson	South Carolina, 1960	28, Greg Rhett	South Carolina, 1978		
67, Jay Calabrese	South Carolina, 1965	43, Brittain Brown	N.C. Central, 2018	27, Earle Wentz	N.C. State, 1934		
66, Buddy Mulligan	Richmond, 1943	42, Elmore Hackney	Washington & Lee, 1937	27, Steve Lach	Maryland, 1941		
65, George Clark	South Carolina, 1945	42, Jasper Davis	Maryland, 1941	27, Al Hoover	N.C. State, 1941		
65, Jay Wilkinson	Virginia, 1963	42, Tom Davis	N.C. State, 1942	27, Moffat Storer	Pittsburgh, 1942		
65, T.J. Edwards	Ohio, 1986	42, Quentin Harris	Virginia Tech, 2019	26, Cedric Dargan	Clemson, 2003		
65, Shaun Wilson	Baylor, 2017	41, Jack Alexander	Auburn, 1934	26, Josh Snead	Texas A&M, 2013		
65, Deon Jackson	Charlotte, 2020	41, Ace Parker	N.C. State, 1935	25, B.O. Cornelius	Wake Forest, 1934		
65, Mataeo Durant	Florida State, 2020	41, Ronnie Falls	Virginia, 1953	25, Art Gore	Tennessee, 1976		
64, Jay Wilkinson	Virginia, 1963	41, Leroy Gallman	Colgate, 1991	25, Tracy Smith	North Carolina, 1986		
64, Stanley Broadie	Navy, 1977	41, Chris Douglas	Clemson, 2000	25, Roger Boone	Virginia, 1987		
64, Desmond Scott	Wake Forest, 2010	41, Chris Douglas	N.C. State, 2002	25, Ronnie Drummer	North Carolina, 2005		
63, Steve Lach	Wake Forest, 1940	40, Jack Alexander	South Carolina, 1935	25, Jela Duncan	Miami, 2015		
61, Nick Laney	Wake Forest, 1932	40, Ace Parker	South Carolina, 1935	24, Elmore Hackney	Georgia Tech, 1936		
61, Jule Ward	Clemson, 1935	40, Jim Larue	Richmond, 1944	24, Jasper Davis	N.C. State, 1939		
61, Phil Asack	Maryland, 1968	40, Jack Friedlund	Virginia Tech, 1949	24, Howard Reynolds	Richmond, 1944		
61, Larry Martinez	N.C. State, 1975	40, Herbert Field	South Carolina, 1951	24, Cliff Lewis	South Carolina, 1944		
61, Daniel Jones	North Carolina, 2018	39, Jack Alexander	VMI, 1933	24, James Futrell	Wake Forest, 1962		
60, Jule Ward	Washington & Lee, 1935	39, W.D. McRoy	Virginia, 1953	24, Larry Martinez	Wake Forest, 1975		
60, John Johnston	Washington & Lee, 1936	39, Rich Searl	Wake Forest, 1971	24, Quentin Harris	Miami, 2019		
60, George McAfee	Syracuse, 1939	39, Roger Boone	Georgia Tech, 1989	23, Ace Parker	Washington & Lee, 1935		
60, George Clark	Wake Forest, 1945	39, Scottie Montgomery	Northwestern, 1998	23, Buddy Mulligan	N.C. Pre Flight, 1943		
60, Billy Cox	Navy, 1948	39, Brittain Brown	N.C. Central, 2017	23, George Balitsaris	N.C. State, 1943		
60, Randy Cuthbert	Georgia Tech, 1989	38, T.C. White	Navy, 1994	23, Fred Folger	George Washington, 1948		
59, Mataeo Durant	Charlotte, 2021	38, Sean Renfree	Virginia, 2010	23, Herbert Field	N.C. State, 1952		
58, Buddy Mulligan	Tennessee, 1947	37, Tom Davis	Wake Forest, 1944	23, Billy Futrell	Wake Forest, 1962		
58, Greg Rhett	Virginia, 1978	36, Floyd Bell	Wake Forest, 1957	23, Mike Grayson	Wake Forest, 1980		
58, Shaun Wilson	Virginia Tech, 2015	36, Mike Bomgardner	North Carolina, 1973	23, Laymar Marshall	Wake Forest, 1997		
57, Ace Parker	Wake Forest, 1935	36, Desmond Scott	Virginia, 2010	23, Alex Wade	Maryland, 2003		
57, Robert O'Mara	Virginia Tech, 1938	35, Eric Tipton	Davidson, 1936	23, Ronnie Drummer	Georgia Tech, 2006		
57, Mataeo Durant	Kansas, 2021	35, Billy Cox	Richmond, 1949	23, Desmond Scott	N.C. Central, 2009		
56, Ace Parker	Wake Forest, 1936	35, Tom Powers	Richmond, 1950	23, Anthony Boone	Memphis, 2013		
56, Frank Killian	Columbia, 1939	35, Bob Zwirko	N.C. State, 1969	22, Randy Cuthbert	North Carolina, 1990		
56, Moffat Storer	Georgia Tech, 1942	35, Robert Baldwin	Maryland, 1994	22, Thaddeus Lewis	Kansas, 2009		
56, Al Woodall	West Virginia, 1966	35, Desmond Scott	Elon, 2010	22, Eli Pancol	North Carolina, 2020		
55, Ace Parker	South Carolina, 1935	35, Juwan Thompson	Virginia, 2012	21, B.O. Cornelius	N.C. State, 1934		
55, Frank Killian	Davidson, 1940	35, Riley Leonard	Louisville, 2021	21, William Wartman	Davidson, 1941		
55, Walt Rappold	Navy, 1961	34, George Clark	Bogue Field, 1945	21, George Clark	North Carolina, 1944		
55, James Devonshire	Virginia, 1965	34, Jack Kistler	Washington & Lee, 1952	21, George Clark	Alabama, 1944		
54, Elmore Hackney	N.C. State, 1937	34, Lloyd Caudle	North Carolina, 1953	21, John Friedlund	Navy, 1948		
54, Tom Davis	Wake Forest, 1944	34, Frank Ryan	Wake Forest, 1965	21, Mataeo Durant	Northwestern, 2021		

RECEIVING RECORDS

Most Pass Receptions, Game

1.	Corey Thomas	16 vs. Georgia Tech, 1997
2.	Roger Boone	15 vs. Vanderbilt, 1988
3.	Jon Jensen	14 vs. North Carolina, 1994
4.	Henley Carter	13 vs. Clemson, 1968
	Wes Chesson	13 vs. Clemson, 1970
	Mark Militello	13 vs. Clemson, 1983
	Mark Militello	13 vs. Georgia Tech, 1983
	Roger Boone	13 vs. Wake Forest, 1988
	Corey Thomas	13 vs. Virginia, 1995
10.	Ceep Youmans	12 vs. N.C. State, 1950
	Mike Grayson	12 vs. South Carolina, 1983
	Roger Boone	12 vs. Georgia Tech, 1987
	Scottie Montgomery	12 vs. Vanderbilt, 1998
	Conner Vernon	12 vs. Boston College, 2010
	Donovan Varner	12 vs. Boston College, 2011
	Jamison Crowder	12 vs. Texas A&M, 2013
	T.J. Rahming	12 vs. Virginia, 2015
	T.J. Rahming	12 vs. Northwestern, 2017
	T.J. Rahming	12 vs. Temple, 2018
20.	Dave Dunaway	11 vs. Maryland, 1966
	Wes Chesson	11 vs. Virginia, 1968
	Chris Castor	11 vs. Wake Forest, 1982
	Mark Militello	11 vs. North Carolina, 1982
	Clarkston Hines	11 vs. N.C. State, 1987
	Roger Boone	11 vs. North Carolina, 1988
	Aaron Shaw	11 vs. Maryland, 1991
	Bill Khayat	11 vs. Wisconsin, 1994
	Johnny Williams	11 vs. Northwestern, 2008
	Donovan Varner	11 vs. Wake Forest, 2009
	Desmond Scott	11 vs. Stanford, 2012
	Desmond Scott	11 vs. Wake Forest, 2012
	Conner Vernon	11 vs. Miami, 2012
	Jamison Crowder	11 vs. Memphis, 2013
	Johnell Barnes	11 vs. Tulane, 2015
	Jake Bobo	11 vs. Northwestern, 2021
36.	Marcel Courtillet	10 vs. Georgia Tech, 1968
	Wes Chesson	10 vs. South Carolina, 1970
	Doug Green	10 vs. North Carolina, 1985
	Bill Khayat	10 vs. Clemson, 1994
	Mark Wilson	10 vs. Virginia, 1995
	Mike Hart	10 vs. N.C. State, 2001
	Ben Patrick	10 vs. Clemson, 2005
	Jomar Wright	10 vs. Miami, 2006
	Donovan Varner	10 vs. North Carolina, 2008
	Conner Vernon	10 vs. N.C. State, 2009
	Conner Vernon	10 vs. Elon, 2010
	Conner Vernon	10 vs. FIU, 2012
	Jamison Crowder	10 vs. Stanford, 2012
	Desmond Scott	10 vs. Georgia Tech, 2012
	Conner Vernon	10 vs. Cincinnati, 2012
	Jamison Crowder	10 vs. Navy, 2013
	Jamison Crowder	10 vs. Wake Forest, 2013
	T.J. Rahming	10 vs. Pittsburgh, 2016
	T.J. Rahming	10 vs. Miami, 2016

Most Pass Receptions, Season

1.	Jamison Crowder	2013	108
2.	Conner Vernon	2012	85
	Jamison Crowder	2014	85
4.	Jamison Crowder	2012	76
5.	T.J. Rahming	2018	75
6.	Wes Chesson	1970	74
	Jake Bobo	2021	74
8.	Roger Boone	1988	73
	Conner Vernon	2010	73
10.	Conner Vernon	2011	70
	T.J. Rahming	2016	70
12.	Clarkston Hines	1988	68
13.	Mike Grayson	1983	66
	Desmond Scott	2012	66
15.	Henley Carter	1968	65
	Donovan Varner	2009	65
	T.J. Rahming	2017	65
18.	Mark Militello	1983	63
19.	Roger Boone	1987	62
20.	Clarkston Hines	1989	61
	Eron Riley	2008	61
	Donovan Varner	2011	61

Most Pass Receptions Per Game, Season

1.	Jamison Crowder (108-14)	2013	7.71
2.	Wes Chesson (74-10)	1970	7.40
3.	Roger Boone (73-11)	1988	6.64
4.	Conner Vernon (85-13)	2012	6.54
	Jamison Crowder (85-13)	2014	6.54
6.	Henley Carter (65-10)	1968	6.50
7.	Clarkston Hines (68-11)	1989	6.18

Most Pass Receptions, Career

1.	Conner Vernon	2009-12	283
	Jamison Crowder	2011-14	283
3.	T.J. Rahming	2015-18	253
4.	Donovan Varner	2008-11	207
5.	Clarkston Hines	1986-89	189
6.	Scottie Montgomery	1996-99	171
7.	Roger Boone	1986-89	168
8.	Corey Thomas	1994-97	165
9.	Wes Chesson	1968-70	164
10.	Randy Cuthbert	1988-92	147
11.	Eron Riley	2005-08	144
12.	Desmond Scott	2009-12	143
13.	Doug Green	1983-87	142
14.	Mike Grayson	1980-83	141
	Jalon Calhoun	2019-Pres.	141
16.	Austin Kelly	2007-10	129
17.	Jake Bobo	2018-21	126
18.	Johnathan Lloyd	2015-18	124
19.	Mark Militello	1980-83	122
	Jomar Wright	2004-07	122
21.	Walter Jones	1988-91	119
22.	Max McCaffrey	2012-15	117
23.	Noah Gray	2017-20	105
24.	Cedric Jones	1978-81	99
25.	Stan Crisson	1961-63	98
	Issac Blakeney	2012-14	98
27.	Stanley Dorsey	1990-93	96
	Ben Erdeljac	1997-01	96
29.	Bill Khayat	1992-95	93
	Richmond Flowers	1997-99	93
	Brandon Braxton	2010-13	93
32.	Ron Frederick	1979-81	92
	Dave Colonna	1986-89	92
	Brad Breedlove	1990-93	92
35.	Henley Carter	1966-68	91
36.	Chris Taylor	2015-18	90
37.	Robert Baldwin	1991-94	89

	Chris Douglas	2000-03	89
39.	Jason Cooper	1984-87	87
40.	Mike Hart	1998-01	86
41.	Julius Grantham	1983-86	84
42.	Tom Hall	1975-77	83
43.	Troy Slade	1973-75	82
44.	Shaun Wilson	2014-17	81
45.	Ben Patrick	2003-05	79
46.	Jeff Hodrick	1994-97	78
47.	Cooper Helfet	2010-11	77
48.	Chuck Drulis	1963-65	76
	Jon Jensen	1992-94	76
	Khary Sharpe	2001-03	76
51.	Dave Dunaway	1964-66	75
	Reggie Love	2000-03	75
53.	Scott Russell	1981-84	74
54.	Chris Castor	1979-82	73
55.	Raphael Chestnut	2005-08	72
56.	Tee Moorman	1958-60	71
	Marcel Courtillet	1967-69	71
	Chris Brown	1988-91	71

Most Pass Receptions Per Game, Career

1.	Conner Vernon (283-48)	2009-12	5.90
2.	Wes Chesson (164-30)	1968-70	5.47
3.	Jamison Crowder (283-52)	2011-14	5.44
4.	T.J. Rahming (253-50)	2015-18	5.06
5.	Roger Boone (168-36)	1987-89	4.67
6.	Donovan Varner (207-46)	2008-11	4.50
7.	Clarkston Hines (198-44)	1986-89	4.30

Most Receiving Yards, Game

1.	Chris Castor	283 vs. Wake Forest, 1982
2.	Corey Thomas	276 vs. Georgia Tech, 1997
3.	Clarkston Hines	251 vs. Wake Forest, 1989
4.	Scottie Montgomery	243 vs. Vanderbilt, 1998
5.	T.J. Rahming	240 vs. Temple, 2018
6.	Eron Riley	235 vs. Navy, 2007
7.	Henley Carter	209 vs. Clemson, 1968
8.	Jamison Crowder	203 vs. Miami, 2012
9.	Clarkston Hines	192 vs. N.C. State, 1987
10.	T.J. Rahming	190 vs. Virginia, 2015
11.	Wes Chesson	189 vs. South Carolina, 1970
12.	Cedric Jones	183 vs. Maryland, 1981
13.	Conner Vernon	181 vs. Wake Forest, 2010
14.	Tom Powers	180 vs. Richmond, 1950
	Conner Vernon	180 vs. FIU, 2012
16.	Wes Chesson	176 vs. Virginia, 1968
	Jomar Wright	176 vs. Miami, 2006
18.	Jon Jensen	174 vs. North Carolina, 1994
	Donovan Varner	174 vs. Wake Forest, 2009
20.	Richmond Flowers	173 vs. Maryland, 1999
21.	Scottie Montgomery	172 vs. Virginia, 1999
22.	Roger Boone	169 vs. Georgia Tech, 1987
23.	Cedric Jones	167 vs. Virginia, 1981
	Jamison Crowder	167 vs. Clemson, 2012
25.	Marcel Courtillet	166 vs. Michigan, 1968
26.	Mike Hart	165 vs. N.C. State, 2001
	Donovan Varner	165 vs. Miami, 2009
	Jamison Crowder	165 vs. Pittsburgh, 2014

Most Receiving Yards, Season

1.	Jamison Crowder	2013	1,360
2.	Clarkston Hines	1989	1,149
3.	Clarkston Hines	1987	1,093
4.	Wes Chesson	1970	1,080
5.	Jamison Crowder	2012	1,074
	Conner Vernon	2012	1,074
7.	Clarkston Hines	1988	1,067
8.	Donovan Varner	2009	1,047
9.	Jamison Crowder	2014	1,044
10.	Conner Vernon	2010	973
11.	Conner Vernon	2011	956
12.	Chris Castor	1982	952
13.	Henley Carter	1968	892
14.	Cedric Jones	1981	832
15.	Eron Riley	2007	830
16.	Scottie Montgomery	1999	819
17.	T.J. Rahming	2018	811
18.	Doug Green	1985	804
19.	T.J. Rahming	2017	795
20.	Wes Chesson	1968	794
	Jake Bobo	2021	794
22.	Scottie Montgomery	1998	793
23.	Conner Vernon	2009	746
24.	T.J. Rahming	2016	742
25.	Donovan Varner	2010	736
26.	Mark Militello	1982	725
27.	Jalon Calhoun	2021	718
28.	Donovan Varner	2011	713
29.	Corey Thomas	1997	707
30.	Richmond Flowers	1998	704

Most Receiving Yards Per Game, Season

1.	Wes Chesson (1,080-10)	1970	108.00
2.	Clarkston Hines (1,149-11)	1989	104.45
3.	Clarkston Hines (1,093-11)	1987	99.36
4.	Jamison Crowder (1,360-14)	2013	97.14
5.	Clarkston Hines (1,067-11)	1988	97.00
6.	Henley Carter (892-10)	1968	89.20

Most Receiving Yards, Career

1.	Conner Vernon	2009-12	3,749
2.	Jamison Crowder	2011-14	3,641
3.	Clarkston Hines	1986-89	3,318
4.	T.J. Rahming	2015-18	2,919
5.	Donovan Varner	2008-11	2,660
6.	Eron Riley	2005-08	2,413
7.	Wes Chesson	1968-70	2,399
8.	Scottie Montgomery	1996-99	2,379
9.	Corey Thomas	1994-97	2,297
10.	Doug Green	1983-87	2,082
11.	Walter Jones	1988-91	1,968
12.	Cedric Jones	1978-81	1,732
13.	Jomar Wright	2004-07	1,638
14.	Stanley Dorsey	1990-93	1,507
15.	Brad Breedlove	1990-93	1,500
16.	Mark Militello	1980-83	1,493
17.	Jalon Calhoun	2019-Pres.	1,454
18.	Roger Boone	1986-89	1,444
19.	Jake Bobo	2018-21	1,441
20.	Austin Kelly	2007-10	1,439
21.	Richmond Flowers	1997-99	1,415
22.	Chris Castor	1979-82	1,384

Most Receiving Yards Per Game, Career

1.	Wes Chesson (2,399-30)	1968-70	79.97
2.	Conner Vernon (3,749-48)	2009-12	78.10
3.	Clarkston Hines (3,318-44)	1986-89	75.41
4.	Jamison Crowder (3,641-52)	2011-14	70.02
5.	T.J. Rahming (2,919-50)	2015-18	58.38
6.	Donovan Varner (2,660-46)	2008-11	57.83
7.	Eron Riley (2,413-45)	2005-08	53.62

Highest Yards Per Reception, Game (4 rec.)

1.	Tom Powers (4-180)	45.0 vs. Richmond, 1950
2.	Clarkston Hines (6-251)	41.83 vs. Wake Forest, 1989
3.	Eron Riley (6-235)	39.17 vs. Navy, 2007
4.	Dave Dunaway (4-156)	39.00 vs. Rice, 1965
5.	Chuck Herring (4-146)	36.50 vs. Clemson, 1984
6.	Cedric Jones (5-167)	33.40 vs. Virginia, 1981
7.	Eron Riley (4-130)	32.50 vs. Clemson, 2005
8.	Brad Breedlove (5-160)	32.00 vs. Clemson, 1991
	Conner Vernon (4-128)	32.00 vs. Va. Tech, 2009
10.	Walter Jones (5-159)	31.80 vs. Rutgers, 1991
11.	Clarkston Hines (4-123)	30.75 vs. Vanderbilt, 1987
12.	Cedric Jones (6-183)	30.50 vs. Maryland, 1981
13.	Wes Chesson (5-150)	30.00 vs. North Carolina, 1970

Highest Yards Per Reception, Season (25 rec.)

1.	Eron Riley (40-830)	2007	20.75
2.	Chris Castor (46-952)	1982	20.70
3.	Eron Riley (32-643)	2006	20.09
4.	Cedric Jones (42-832)	1981	19.81
5.	Clarkston Hines (57-1,093)	1987	19.18
6.	Clarkston Hines (61-1,149)	1989	18.84
7.	Mike Hart (31-540)	2000	17.42
8.	Chuck Herring (37-627)	1984	16.95
9.	Wes Chesson (47-794)	1968	16.89
10.	Walter Jones (31-518)	1991	16.71
11.	Brad Breedlove (35-524)	1992	16.52
12.	Ben Erdeljac (42-684)	2001	16.29
13.	Donovan Varner (65-1,047)	2009	16.11
14.	Walter Jones (36-578)	1988	16.06
15.	Mike Hart (30-476)	2001	15.87
16.	Troy Slade (31-489)	1974	15.774
17.	Walter Jones (33-520)	1989	15.768
18.	Doug Green (51-804)	1985	15.765
19.	Corey Thomas (45-707)	1997	15.711
20.	Clarkston Hines (68-1,067)	1988	15.69

Highest Yards Per Reception, Career (70 rec.)

1.	Chris Castor (73-1,384)	1979-82	18.96
2.	Clarkston Hines (189-3,318)	1986-89	17.56
3.	Cedric Jones (99-1,732)	1978-81	17.49
4.	Eron Riley (144-2,413)	2005-08	16.77
5.	Walter Jones (119-1,968)	1988-91	16.54
6.	Brad Breedlove (92-1,500)	1990-93	16.30
7.	Troy Slade (82-1,334)	1973-75	16.27
8.	Mike Hart (86-1,370)	1998-01	15.93
9.	Stanley Dorsey (96-1,507)	1990-93	15.70
10.	Dave Dunaway (75-1,145)	1964-66	15.27
11.	Richmond Flowers (93-1,415)	1997-99	15.22
12.	Ron Frederick (92-1,373)	1979-81	14.92
13.	Doug Green (142-2,082)	1983-87	14.66
14.	Wes Chesson (164-2,399)	1968-70	14.63
15.	Jon Jensen (76-1,080)	1992-94	14.21
16.	Dave Colonna (92-1,295)	1986-89	14.08
17.	Corey Thomas (162-2,267)	1994-97	13.99
18.	Henley Carter (91-1,267)	1966-68	13.92
19.	Scottie Montgomery (171-2,379)	1996-99	13.91
20.	Ben Erdeljac (97-1,304)	1997-01	13.44
21.	Jomar Wright (122-1,638)	2004-07	13.43
22.	Conner Vernon (283-3,749)	2009-12	13.25
23.	Tom Hall (83-1,099)	1975-77	13.24
24.	Jamison Crowder (283-3,641)	2011-14	12.87
25.	Donovan Varner (207-2,660)	2008-11	12.85

Most Games, 1+ Pass Reception, Season

1.	Jamison Crowder	2013	14
	Braxton Deaver	2013	14
3.	Jamison Crowder	2012	13
	Desmond Scott	2012	13
	Conner Vernon	2012	13
	Issac Blakeney	2014	13
	Jamison Crowder	2014	13
	Max McCaffrey	2015	13
	T.J. Rahming	2017	13
	Johnathan Lloyd	2018	13
	T.J. Rahming	2018	13
	Chris Taylor	2018	13

Most Games, 1+ Pass Reception, Career

1.	Conner Vernon	2009-12	48
2.	T.J. Rahming	2015-18	47
3.	Jamison Crowder	2011-14	46
4.	Donovan Varner	2008-11	43
5.	Corey Thomas	1994-97	41
	Desmond Scott	2009-12	41
7.	Eron Riley	2005-08	40
8.	Randy Cuthbert	1988-92	38
	Scottie Montgomery	1996-99	38
10.	Doug Green	1983-87	37
	Austin Kelly	2007-10	37
	Max McCaffrey	2012-15	37

Most Games, 2+ Pass Receptions, Season

1.	Jamison Crowder	2013	14
	Braxton Deaver	2013	14
3.	Jamison Crowder	2012	13
	Desmond Scott	2012	13
	Conner Vernon	2012	13
	Jamison Crowder	2014	13
	T.J. Rahming	2017	13
	Johnathan Lloyd	2018	13
9.	Austin Kelly	2009	12
	Donovan Varner	2010	12
	Conner Vernon	2011	12
	Max McCaffrey	2015	12
	T.J. Rahming	2018	12
	Noah Gray	2019	12
	Jake Bobo	2021	12
	Jalon Calhoun	2021	12

Most Games, 2+ Pass Receptions, Career

1.	Conner Vernon	2009-12	47
2.	Jamison Crowder	2011-14	44
3.	T.J. Rahming	2015-18	39
4.	Donovan Varner	2008-11	38
5.	Corey Thomas	1994-97	37
6.	Desmond Scott	2009-12	35
7.	Scottie Montgomery	1996-99	34
	Eron Riley	2005-08	34
9.	Clarkston Hines	1986-89	33
10.	Jalon Calhoun	2019-Present	32
11.	Randy Cuthbert	1988-92	31
12.	Walter Jones	1988-91	29
	Austin Kelly	2007-10	29
	Max McCaffrey	2012-15	29

Most Games, 5+ Pass Receptions, Season

1.	Jamison Crowder	2013	13
2.	Conner Vernon	2012	11
	Jamison Crowder	2014	11
4.	Jamison Crowder	2012	10
5.	Wes Chesson	1970	9
	Roger Boone	1987	9
	Conner Vernon	2010	9
	Conner Vernon	2011	9
9.	Henley Carter	1968	8
	Clarkston Hines	1988	8
	T.J. Rahming	2016	8
	Jake Bobo	2021	8

Most Games, 5+ Pass Receptions, Career

1.	Conner Vernon	2009-12	34
	Jamison Crowder	2011-14	34
3.	T.J. Rahming	2015-18	24
4.	Clarkston Hines	1986-89	21
5.	Wes Chesson	1968-70	18
	Donovan Varner	2008-11	18
7.	Roger Boone	1986-89	17
	Scottie Montgomery	1996-99	17
9.	Doug Green	1983-87	15
10.	Randy Cuthbert	1988-92	14
11.	Mike Grayson	1980-83	13
	Corey Thomas	1994-97	13
	Jalon Calhoun	2019-Present	13

Most Games, 10+ Pass Receptions, Season

1.	Jamison Crowder	2013	4
2.	Roger Boone	1988	3
	Desmond Scott	2012	3
	Conner Vernon	2012	3
5.	Wes Chesson	1970	2
	Mark Militello	1983	2
	Bill Khayat	1994	2
	Conner Vernon	2010	2
	T.J. Rahming	2016	2

Most Games, 10+ Pass Receptions, Career

1.	Conner Vernon	2009-12	6
2.	Jamison Crowder	2011-14	5
	T.J. Rahming	2015-18	5
4.	Roger Boone	1986-89	4
5.	Wes Chesson	1968-70	3
	Mark Militello	1980-83	3
	Donovan Varner	2008-11	3
	Desmond Scott	2009-12	3

Most Consecutive Games, 1+ Pass Reception

1.	Conner Vernon	2009-12	48
2.	Jamison Crowder	2011-14	41
3.	Desmond Scott	2009-12	39
4.	Donovan Varner	2008-11	37
5.	Scottie Montgomery	1996-99	35
	Jalon Calhoun	2019-Pres.	35
7.	Randy Cuthbert	1988-92	34
8.	Roger Boone	1986-89	28
	Clarkston Hines	1986-89	28
10.	Doug Green	1983-87	27
11.	Noah Gray	2018-20	26

Most Consecutive Games, 2+ Pass Receptions

1.	Jamison Crowder	41
	<i>(Last 1 game of 2011; all 13 games of 2012; all 14 games of 2013; all 13 games of 2014)</i>	
2.	Clarkston Hines	28
	<i>(Last 6 games of 1987; all 11 games of 1988; all 11 games of 1989)</i>	
	Conner Vernon	28
	<i>(Last 3 games of 2010; all 12 games of 2011; all 13 games of 2012)</i>	
4.	Donovan Varner	27
	<i>(Last 10 games of 2009; all 12 games in 2010; first 5 games of 2011)</i>	
	T.J. Rahming	27
	<i>(Last 3 games of 2016; all 13 games of 2017; first 11 games of 2018)</i>	
6.	Desmond Scott	21
	<i>(Last 8 games of 2011; all 13 games of 2012)</i>	
	Jalon Calhoun	21
	<i>(Last 9 games of 2020; all 12 games of 2021)</i>	
8.	Scottie Montgomery	19
	<i>(Last 8 games of 1998; all 11 games of 1999)</i>	
9.	Johnathan Lloyd	18
	<i>(Last 5 games of 2017; all 13 games of 2018)</i>	
	Noah Gray	18
	<i>(All 12 games of 2019; First 6 games of 2020)</i>	
11.	Eron Riley	17
	<i>(Last 7 games of 2007; first 10 games of 2008)</i>	
	Conner Vernon	17
	<i>(Last 9 games of 2009; first 8 games of 2010)</i>	
13.	Roger Boone	16
	<i>(All 11 games of 1987; first 5 games of 1988)</i>	

Most Consecutive Games, 5+ Pass Receptions

1.	Conner Vernon	10
	<i>(Last 3 games of 2010; first 7 games of 2011)</i>	
2.	Jamison Crowder	9
	<i>(Last 2 games of 2012; first 7 games of 2013)</i>	
3.	Clarkston Hines	8
	<i>(Last 6 games of 1987; first 2 games of 1988)</i>	
	Jamison Crowder	8
	<i>(Last 6 games of 2013; first 2 games of 2014)</i>	
5.	Wes Chesson	7
	<i>(Last 3 games of 1969; first 4 games of 1970)</i>	
	Roger Boone	7
	<i>(Last 6 games of 1987; first game of 1988)</i>	
	Jamison Crowder	7
	<i>(Last 7 games of 2014)</i>	
8.	Mike Grayson	6
	<i>(Games 2-7 of 1983)</i>	
	Conner Vernon	6
	<i>(First 6 games of 2012)</i>	
	Jake Bobo	6
	<i>(First 6 games of 2021)</i>	
	Jalon Calhoun	6
	<i>(Games 2-7 of 2021)</i>	

Most Touchdown Receptions, Game

1.	Corey Thomas	4 vs. Georgia Tech, 1997
	Eron Riley	4 vs. Navy, 2007
3.	Stan Crisson	3 vs. Clemson, 1963
	Dave Dunaway	3 vs. Rice, 1965
	Chris Castor	3 vs. Wake Forest, 1982
	Doug Green	3 vs. North Carolina, 1985
	Clarkston Hines	3 vs. Georgia Tech, 1987
	Clarkston Hines	3 vs. N.C. State, 1987
	Clarkston Hines	3 vs. Tennessee, 1988
	Clarkston Hines	3 vs. Army West Point, 1989
	Clarkston Hines	3 vs. Wake Forest, 1989
	Clarkston Hines	3 vs. North Carolina, 1989
	Eron Riley	3 vs. Navy, 2008

Most Touchdown Receptions, Season

1.	Clarkston Hines	1989	17
2.	Chris Castor	1982	13
3.	Clarkston Hines	1987	11
4.	Cedric Jones	1981	10
	Clarkston Hines	1988	10
6.	Eron Riley	2007	9
7.	Doug Green	1985	8
	Corey Thomas	1994	8
	Eron Riley	2008	8
	Donovan Varner	2009	8
	Jamison Crowder	2012	8
	Conner Vernon	2012	8
	Jamison Crowder	2013	8
	T.J. Rahming	2018	8
15.	Stan Crisson	1963	7
	Keith Ewell	1988	7
	Corey Thomas	1997	7
	Issac Blakeney	2014	7

Most Touchdown Receptions, Career

1.	Clarkston Hines	1986-89	38
2.	Corey Thomas	1994-97	25
3.	Jamison Crowder	2011-14	23
4.	Eron Riley	2005-08	22
5.	Cedric Jones	1978-81	21
	Conner Vernon	2009-12	21
7.	Doug Green	1983-87	18
8.	Chris Castor	1978-82	17
	Walter Jones	1988-91	17
10.	Stanley Dorsey	1990-93	13
	Scottie Montgomery	1996-99	13
	Donovan Varner	2008-11	13
	T.J. Rahming	2015-18	13

Most Seasons, 3+ Touchdown Receptions

1.	Walter Jones (1988-89-90-91)	4
	Corey Thomas (1994-95-96-97)	4
	Conner Vernon (2009-10-11-12)	4
4.	Wes Chesson (1968-69-70)	3
	Cedric Jones (1979-80-81)	3
	Clarkston Hines (1987-88-89)	3
	Stanley Dorsey (1990-92-93)	3
	Scottie Montgomery (1997-98-99)	3
	Eron Riley (2006-07-08)	3
	Jamison Crowder (2012-13-14)	3
	Max McCaffrey (2013-14-15)	3

Most Seasons, 5+ Touchdown Receptions

1.	Clarkston Hines (1987-88-89)	3
	Corey Thomas (1994-95-97)	3
	Jamison Crowder (2012-13-14)	3
4.	Cedric Jones (1980-81)	2
	Doug Green (1985-86)	2
	Walter Jones (1990-91)	2
	Eron Riley (2007-08)	2
	Conner Vernon (2011-12)	2

Most Seasons, 10+ Touchdown Receptions

1.	Clarkston Hines (1987-88-89)	3
2.	Cedric Jones (1981)	1
	Chris Castor (1982)	1

Most Consecutive Games, 1+ TD Reception

1. Chris Castor	6
<i>(1982: Tennessee, S. Carolina, Virginia, Navy, Va. Tech & Clemson)</i>	
Clarkston Hines	6
<i>(1987: GT, WF, N.C. State & N. Carolina; 1988: NW & Tenn.)</i>	
3. Cedric Jones	5
<i>(1981: Virginia, East Carolina, Virginia Tech, Clemson & Maryland)</i>	
4. Clarkston Hines	4
<i>(1988: N.C. State & N. Carolina; 1989: S. Carolina & Northwestern)</i>	
Clarkston Hines	4
<i>(1989: Virginia, Clemson, Army West Point & Maryland)</i>	
Corey Thomas	4
<i>(1996: N.C. State, Wake Forest & N. Carolina; 1997: N.C. State)</i>	

Most Games, 2+ TD Receptions, Season

1. Clarkston Hines	1989	5
2. Chris Castor	1982	4
Clarkston Hines	1987	4

Most Games, 2+ TD Receptions, Career

1. Clarkston Hines	1986-89	10
2. Chris Castor	1978-82	5
Conner Vernon	2009-12	5
Jamison Crowder	2011-14	5
5. Cedric Jones	1978-81	4
Doug Green	1983-87	4
Walter Jones	1988-91	4
Corey Thomas	1994-97	4
Eron Riley	2005-08	4

Most Touchdown Receptions of 20+ Yards, Game

1. Tom Powers (66, 48 & 46)	3 vs. Richmond, 1950
Chris Castor (42, 38 & 35)	3 vs. Wake Forest, 1982
Eron Riley (76, 69 & 35)	3 vs. Navy, 2007
4. 30 with 2; last Jalon Calhoun (38 & 24)	2 vs. North Carolina A&T, 2019

Most Touchdown Receptions of 20+ Yards, Season

1. Chris Castor	1982	9
2. Clarkston Hines	1987	7
Jamison Crowder	2012	7
4. Cedric Jones	1981	6
Clarkston Hines	1989	6
Corey Thomas	1994	6
Eron Riley	2007	6
8. Keith Ewell	1988	5
Eron Riley	2008	5
Donovan Varner	2009	5
Conner Vernon	2012	5

Most Touchdown Receptions of 20+ Yards, Career

1. Jamison Crowder	2011-14	16
2. Clarkston Hines	1986-89	14
Eron Riley	2005-08	14
4. Chris Castor	1978-80, 82	13
Corey Thomas	1994-97	13
Conner Vernon	2009-12	13
7. Cedric Jones	1978-81	10
Walter Jones	1988-91	10
9. Doug Green	1983, 85-87	9
10. Scottie Montgomery	1996-99	8

Most Touchdown Receptions of 50+ Yards, Game

1. Dave Dunaway (60 & 62)	2 vs. Rice, 1965
Clarkston Hines (76 & 97)	2 vs. Wake Forest, 1989
Brad Breedlove (55 & 72)	2 vs. Clemson, 1991
Eron Riley (69 & 76)	2 vs. Navy, 2007
Conner Vernon (51 & 70)	2 vs. Wake Forest, 2010

Most Touchdown Receptions of 50+ Yards, Season

1. Jamison Crowder	2012	5
2. Eron Riley	2007	4
Jamison Crowder	2013	4
4. Conner Vernon	2010	3
Johnathan Lloyd	2018	3
6. Buddy Mulligan	1946	2
Ed Post	1954	2
Mark Leggett	1961	2
Dave Dunaway	1965	2
Dave Dunaway	1966	2
Troy Slade	1973	2
Cedric Jones	1979	2
Chris Castor	1980	2
Clarkston Hines	1989	2
Walter Jones	1990	2
Brad Breedlove	1991	2

Most Touchdown Receptions of 50+ Yards, Career

1. Jamison Crowder	2011-14	10
2. Eron Riley	2005-08	5
3. Dave Dunaway	1964-66	4
Walter Jones	1988-91	4
Conner Vernon	2009-12	4
Johnathan Lloyd	2015-18	4
7. Cedric Jones	1978-81	3
Chris Castor	1978-82	3
Clarkston Hines	1986-89	3

100-Yard Receiving Games, Season

1. Jamison Crowder	2013	7
2. Clarkston Hines	1987	6
Clarkston Hines	1988	6
Clarkston Hines	1989	6
5. Wes Chesson	1970	5
Donovan Varner	2009	5
Jamison Crowder	2012	5
Conner Vernon	2012	5
9. Wes Chesson	1968	4
Conner Vernon	2010	4
Jamison Crowder	2014	4

100-Yard Receiving Games, Career

1. Clarkston Hines	1986-89	18
2. Jamison Crowder	2011-14	16
3. Conner Vernon	2009-12	14
4. Wes Chesson	1968-70	9
Donovan Varner	2008-11	9
6. T.J. Rahming	2015-18	8
7. Mark Militello	1981-83	6
Doug Green	1983-87	6
Eron Riley	2005-08	6
10. Richmond Flowers	1997-99	5
11. Cedric Jones	1978-81	4
Stanley Dorsey	1990-93	4
Scottie Montgomery	1996-99	4

Most Consecutive Games, 100+ Receiving Yards

1. Clarkston Hines	7
<i>(1987: WF, NCS & NC; 1988: NW, TENN, CIT & UVA)</i>	
2. Four tied with last T.J. Rahming	3
<i>(2016: North Carolina, Pittsburgh & Miami)</i>	

Most Seasons, 50+ Receptions

1. Conner Vernon (2009-10-11-12)	4
2. Clarkston Hines (1987-88-89)	3
Scottie Montgomery (1997-98-99)	3
Donovan Varner (2009-10-11)	3
Jamison Crowder (2012-13-14)	3
T.J. Rahming (2016-17-18)	3

Most Seasons, 60+ Receptions

1. Donovan Varner (2009-10-11)	3
Conner Vernon (2010-11-12)	3
Jamison Crowder (2012-13-14)	3
T.J. Rahming (2016-17-18)	3
5. Roger Boone (1987-88)	2
Clarkston Hines (1988-89)	2

Most Seasons, 70+ Receptions

1. Conner Vernon (2010-11-12)	3
Jamison Crowder (2012-13-14)	3
3. T.J. Rahming (2016-18)	2
4. Wes Chesson (1970)	1
Roger Boone (1973)	1
Jake Bobo (2021)	1

Most Seasons, 80+ Receptions

1. Jamison Crowder (2013-14)	2
2. Conner Vernon (2012)	1

Most Seasons, 90+ Receptions

1. Jamison Crowder (2013)	1
---------------------------	---

Most Seasons, 100+ Receptions

1. Jamison Crowder (2013)	1
---------------------------	---

Most Seasons, 500+ Receiving Yards

1. Corey Thomas (1994-95-96-97)	4
Conner Vernon (2009-10-11-12)	4
T.J. Rahming (2015-16-17-18)	4
4. Wes Chesson (1968-69-70)	3
Clarkston Hines (1987-88-89)	3
Walter Jones (1988-89-91)	3
Scottie Montgomery (1997-98-99)	3
Eron Riley (2006-07-08)	3
Donovan Varner (2009-10-11)	3
Jamison Crowder (2012-13-14)	3

Most Seasons, 600+ Receiving Yards

1. Conner Vernon (2009-10-11-12)	4
2. Clarkston Hines (1987-88-89)	3
Scottie Montgomery (1997-98-99)	3
Eron Riley (2006-07-08)	3
Donovan Varner (2009-10-11)	3
Jamison Crowder (2012-13-14)	3
T.J. Rahming (2016-17-18)	3

Most Seasons, 700+ Receiving Yards

1. Conner Vernon (2009-10-11-12)	4
2. Clarkston Hines (1987-88-89)	3
Donovan Varner (2009-10-11)	3
Jamison Crowder (2012-13-14)	3
T.J. Rahming (2016-17-18)	3
6. Wes Chesson (1968-70)	2
Scottie Montgomery (1998-99)	2

Most Seasons, 800+ Receiving Yards

1. Clarkston Hines (1987-88-89)	3
Conner Vernon (2010-11-12)	3
Jamison Crowder (2012-13-14)	3

Most Seasons, 900+ Receiving Yards

1. Clarkston Hines (1987-88-89)	3
Conner Vernon (2010-11-12)	3
Jamison Crowder (2012-13-14)	3
4. Wes Chesson (1970)	1
Chris Castor (1982)	1
Donovan Varner (2009)	1

Most Seasons, 1,000+ Receiving Yards

1. Clarkston Hines (1987-88-89)	3
Jamison Crowder (2012-13-14)	3
3. Wes Chesson (1970)	1
Donovan Varner (2009)	1
Conner Vernon (2012)	1

Two Players, 10+ Receptions, Game

1. Virginia, 1995 Corey Thomas (13) & Marc Wilson (10)
2. Stanford, 2012 Desmond Scott (11) & Jamison Crowder (10)

Two Players, 100+ Receiving Yards, Game

1. Wake Forest, 1980 Ron Frederick (6-135) & Cedric Jones (7-104)
2. North Carolina, 1983 Scott Russell (7-102) & Doug Green (5-101)
3. Vanderbilt, 1987 Clarkston Hines (4-123) & Doug Green (6-100)
4. N.C. State, 1987 Clarkston Hines (11-192) & Dave Colonna (6-101)
5. The Citadel, 1988 Walter Jones (7-139) & Clarkston Hines (3-108)
6. North Carolina, 1988 Roger Boone (11-138) & Clarkston Hines (8-104)
7. North Carolina, 1993 Jon Jensen (3-107) & Stanley Dorsey (7-104)
8. North Carolina, 1994 Jon Jensen (14-174) & Bill Khayat (8-104)
9. Virginia, 1995 Marc Wilson (10-156) & Corey Thomas (13-132)
10. Maryland, 1999 Richmond Flowers (8-173) & S. Montgomery (9-121)
11. Clemson, 2005 Eron Riley (4-130) & Ben Patrick (10-100)
12. Maryland, 2009 Donovan Varner (8-120) & Conner Vernon (5-102)
13. Virginia, 2009 Donovan Varner (12-163) & Braxton Deaver (6-116)
14. Elon, 2010 Conner Vernon (10-129) & Donovan Varner (7-123)
15. FIU, 2011 Conner Vernon (8-117) & Donovan Varner (7-111)
16. FIU, 2012 Conner Vernon (10-180) & Jamison Crowder (6-102)
17. Miami, 2012 Jamison Crowder (8-203) & Conner Vernon (11-109)
18. Texas A&M, 2013 Jamison Crowder (12-163) & Braxton Deaver (6-116)
19. Wake Forest, 2014 Issac Blakeney (7-107) & Jamison Crowder (8-102)
20. Virginia, 2015 T.J. Rahming (12-190) & Anthony Nash (5-104)

Two Players, 600+ Receiving Yards, Season

1. Henley Carter (892) & Wes Chesson (794)	1968
2. Chris Castor (952) & Mark Militello (725)	1982
3. Clarkston Hines (1,067) & Roger Boone (630)	1988
4. Corey Thomas (707) & Scottie Montgomery (633)	1997
5. Scottie Montgomery (793) & Richmond Flowers (704)	1998
6. Scottie Montgomery (819) & Richmond Flowers (649)	1999
7. Donovan Varner (1,047), Conner Vernon (746) & Austin Kelly (625)	2009
8. Conner Vernon (973) & Donovan Varner (736)	2010
9. Conner Vernon (956) & Donovan Varner (713)	2011
10. Jamison Crowder (1,074), Conner Vernon (1,074) & Desmond Scott (666)	2012
11. Jamison Crowder (1,360) & Braxton Deaver (600)	2013
12. T.J. Rahming (811) & Johnathan Lloyd (604)	2018
13. Jake Bobo (794) & Jalon Calhoun (718)	2021

Two Players, 700+ Receiving Yards, Season

1. Henley Carter (892) & Wes Chesson (794)	1968
2. Chris Castor (952) & Mark Militello (725)	1982
3. Scottie Montgomery (793) & Richmond Flowers (704)	1998
4. Donovan Varner (1,047) & Conner Vernon (746)	2009
5. Conner Vernon (973) & Donovan Varner (736)	2010
6. Conner Vernon (956) & Donovan Varner (713)	2011
7. Jamison Crowder (1,074) & Conner Vernon (1,074)	2012
8. Jake Bobo (794) & Jalon Calhoun (718)	2021

Two Players, 800+ Receiving Yards, Season

1. Jamison Crowder (1,074) & Conner Vernon (1,074)	2012
--	------

Two Players, 900+ Receiving Yards, Season

1. Jamison Crowder (1,074) & Conner Vernon (1,074)	2012
--	------

Two Players, 1,000+ Receiving Yards, Season

1. Jamison Crowder (1,074) & Conner Vernon (1,074)	2012
--	------

Three Players, 500+ Receiving Yards, Season

1. Clarkston Hines (1,067), Roger Boone (630), Walter Jones (578) & Dave Colonna (524)	1988
2. Bill Khayat (562), Corey Thomas (558) & Jon Jensen (526)	1994
3. Donovan Varner (1,047), Conner Vernon (746) & Austin Kelly (625)	2009
4. Jamison Crowder (1,074), Conner Vernon (1,074) & Desmond Scott (666)	2012

Three Players, 600+ Receiving Yards, Season

1. Donovan Varner (1,047), Conner Vernon (746) & Austin Kelly (625)	2009
2. Jamison Crowder (1,074), Conner Vernon (1,074) & Desmond Scott (666)	2012

Four Players, 500+ Receiving Yards, Season

1. Clarkston Hines (1,067), Roger Boone (630), Walter Jones (578) & Dave Colonna (524)	1988
--	------

Two Players, 5+ Receiving TDs, Season

1. Clarkston Hines (10) & Keith Ewell (7)	1988
2. Scottie Montgomery (5) & Richmond Flowers (5)	1999
3. Eron Riley (9) & Jomar Wright (5)	2007
4. Jamison Crowder (8) & Conner Vernon (8)	2012
5. Issac Blakeney (7) & Jamison Crowder (6)	2014
6. T.J. Rahming (8), Davis Koppenhaver (7) & Johnathan Lloyd (5)	2018

Two Players, 6+ Receiving TDs, Season

1. Clarkston Hines (10) & Keith Ewell (7)	1988
2. Jamison Crowder (8) & Conner Vernon (8)	2012
3. Issac Blakeney (7) & Jamison Crowder (6)	2014
4. T.J. Rahming (8) & Davis Koppenhaver (7)	2018

Two Players, 7+ Receiving TDs, Season

1. Clarkston Hines (10) & Keith Ewell (7)	1988
2. Jamison Crowder (8) & Conner Vernon (8)	2012
3. T.J. Rahming (8) & Davis Koppenhaver (7)	2018

Two Players, 8+ Receiving TDs, Season

1. Jamison Crowder (8) & Conner Vernon (8)	2012
--	------

Most Pass Receptions, 2 Teammates, Season

1. Conner Vernon (85) & Jamison Crowder (76), 2012	161
2. Jamison Crowder (108) & Braxton Deaver (46), 2013	154
3. Conner Vernon (85) & Desmond Scott (66), 2012	151
4. Jamison Crowder (108) & Brandon Braxton (39), 2013	147
5. Jamison Crowder (76) & Desmond Scott (66), 2012	142
6. Roger Boone (73) & Clarkston Hines (68), 1988	141
7. Jamison Crowder (108) & Max McCaffrey (26), 2013	134
8. Conner Vernon (73) & Donovan Varner (60), 2010	133
9. Jamison Crowder (85) & Issac Blakeney (47), 2014	132
10. Conner Vernon (70) & Donovan Varner (61), 1983	131

Most Pass Receptions, 3 Teammates, Season

1. Conner Vernon (85), Jamison Crowder (76) & Desmond Scott (66), 2012	227
2. Conner Vernon (85), Jamison Crowder (76) & Isaac Blakeney (32), 2012	193
Jamison Crowder (108), Braxton Deaver (46) & Brandon Braxton (39), 2013	193
4. Conner Vernon (85), Jamison Crowder (76) & Juwan Thompson (24), 2012	185
5. Conner Vernon (73), Donovan Varner (60) & Austin Kelly (47), 2010	180
Jamison Crowder (108), Braxton Deaver (46) & Max McCaffrey (29), 2013	180
7. Roger Boone (73), Clarkston Hines (68) & Walter Jones (36), 1988	177
8. Mike Grayson (66), Mark Militello (63) & Scott Russell (47), 1983	176
9. Donovan Varner (65), Conner Vernon (55) & Austin Kelly (54), 2009	174
Conner Vernon (70), Donovan Varner (61) & Cooper Helfet (43), 2011	174
Jamison Crowder (76), Desmond Scott (66) & Isaac Blakeney (32), 2012	174

Most Receiving Yards, 2 Teammates, Season

1. Jamison Crowder (1,074) & Conner Vernon (1,074), 2012	2,148
2. Jamison Crowder (1,360) & Braxton Deaver (600), 2013	1,960
3. Donovan Varner (1,047) & Conner Vernon (746), 2009	1,793
4. Jamison Crowder (1,074) & Desmond Scott (666), 2012	1,740
Conner Vernon (1,074) & Desmond Scott (666), 2012	1,740
6. Jamison Crowder (1,360) & Brandon Braxton (361), 2013	1,721
7. Conner Vernon (973) & Donovan Varner (736), 2010	1,709
8. Roger Boone (630) & Clarkston Hines (1,067), 1988	1,697
9. Henley Carter (892) & Wes Chesson (794), 1968	1,686
10. Roger Boone (587) & Clarkston Hines (1,093), 1987	1,680

Most Receiving Yards, 3 Teammates, Season

1. Jamison Crowder (1,074), Conner Vernon (1,074) & Desmond Scott (666), 2012	2,814
2. Donovan Varner (1,047), Conner Vernon (746) & Austin Kelly (625), 2009	2,418
3. Jamison Crowder (1,360), Braxton Deaver (600) & Brandon Braxton (361), 2013	2,321
4. Clarkston Hines (1,067), Roger Boone (630) & Walter Jones (578), 1988	2,275

Most Pass Receptions, 2 WRs

1. Conner Vernon (85) & Jamison Crowder (76), 2012	161
2. Conner Vernon (85) & Desmond Scott (66), 2012	151
3. Jamison Crowder (108) & Brandon Braxton (39), 2013	147
4. Jamison Crowder (76) & Desmond Scott (66), 2012	142
5. Jamison Crowder (108) & Max McCaffrey (26), 2013	134
6. Conner Vernon (73) & Donovan Varner (60), 2010	133
7. Jamison Crowder (85) & Issac Blakeney (47), 2014	132
8. Conner Vernon (70) & Donovan Varner (61), 2011	131
9. Jake Bobo (74) & Jalon Calhoun (56), 2021	130
10. Jamison Crowder (108) & Issac Blakeney (19), 2013	127
11. T.J. Rahming (75) & Johnathan Lloyd (51), 2018	126
12. Jamison Crowder (108) & Johnell Barnes (15), 2013	123

Most Pass Receptions, 2 TEs

1. Bill Khayat (49) & John Farquhar (22), 1994	71
2. Tee Moorman (54) & Paul Widener (13), 1960	67
3. Jeff Hodrick (34) & Bill Khayat (23), 1995	57
4. Ben Patrick (32) & Andy Roland (20), 2004	52
Noah Gray (51) & Jake Marwede (1), 2019	52
6. Cooper Helfet (43) & Braxton Deaver (8), 2011	51
Erich Schneider (30) & Daniel Helm (21), 2016	51
8. Issac Blakeney (32) & David Reeves (18), 2012	50
9. Dave Colonna (35) & Bud Zubereer (14), 1989	49
Braxton Deaver (46) & David Reeves (3), 2013	49
11. Aaron Shaw (28) & John Farquhar (20), 1991	48
Jeff Hodrick (34) & Gerald Ford (14), 1996	48

Most Pass Receptions, 2 RBs

1. Mike Grayson (66) & Julius Grantham (27), 1983	93
2. Roger Boone (73) & John Rymiszewski (14), 1988	87
3. Roger Boone (62) & Stanley Monk (21), 1987	83
4. Randy Cuthbert (50) & Roger Boone (32), 1989	82
5. Randy Cuthbert (46) & Chris Brown (14), 1990	60
Randy Cuthbert (37) & Robert Baldwin (23), 1992	60
7. Chris Brown (38) & Ray Wright (18), 1991	56
8. Shaquille Powell (35) & Shaun Wilson (19), 2015	54
9. Mike Grayson (40) & Joel Blunk (11), 1982	51
10. Robert Baldwin (29) & David Lowman (21), 1993	50
Shaun Wilson (36) & Brittain Brown (14), 2017	50

Most Pass Receptions, WR-TE-RB Combination

1. Mike Grayson (66), Mark Militello (63) & Scott Russell (47), 1983	176
2. Clarkston Hines (68), Dave Colonna (34) & Roger Boone (73), 1988	175
3. Jamison Crowder (108), Braxton Deaver (46) & Jela Duncan (13), 2013	167
4. Jamison Crowder (108), Braxton Deaver (46) & Shaquille Powell (8), 2013	162
5. Jamison Crowder (108), Braxton Deaver (46) & Juwan Thompson (7), 2013	161
6. Jamison Crowder (108), Braxton Deaver (46) & Josh Snead (6), 2013	160
7. Clarkston Hines (61), Dave Colonna (35) & Randy Cuthbert (50), 1989	146
8. Mark Militello (52), Carl Franks (49) & Mike Grayson (40), 1982	141
Clarkston Hines (57), Dave Colonna (22) & Roger Boone (62), 1987	141
Conner Vernon (73), Cooper Helfet (34) & Desmond Scott (34), 2010	141
Conner Vernon (85), Issac Blakeney (32) & Juwan Thompson (24), 2012	141

Most Pass Receptions, WR-RB Combination

1. Roger Boone (73) & Clarkston Hines (68), 1988	141
2. Mike Grayson (66) & Mark Militello (63), 1983	129
3. Jamison Crowder (108) & Jela Duncan (13), 2013	121
4. Roger Boone (62) & Clarkston Hines (57), 1987	119
5. Jamison Crowder (108) & Shaquille Powell (8), 2013	116
6. Jamison Crowder (108) & Juwan Thompson (7), 2013	115
7. Jamison Crowder (108) & Josh Snead (6), 2013	114
8. Clarkston Hines (61) & Randy Cuthbert (50), 1989	111
9. Walter Jones (36) & Roger Boone (73), 1988	109
Conner Vernon (85) & Juwan Thompson (24), 2012	109

Most Pass Receptions, WR-TE Combination

1. Jamison Crowder (108) & Braxton Deaver (46), 2013	154
2. Conner Vernon (85) & Issac Blakeney (32), 2012	117
3. Conner Vernon (70) & Cooper Helfet (43), 2011	113
4. Jamison Crowder (108) & David Reeves (3), 2013	111
5. Mike Grayson (66) & Scott Russell (47), 1983	110
6. Jamison Crowder (76) & Issac Blakeney (32), 2012	108
7. Conner Vernon (73) & Cooper Helfet (34), 2010	107
8. Donovan Varner (61) & Cooper Helfet (43), 2011	104
9. Conner Vernon (85) & David Reeves (18), 2012	103
10. Clarkston Hines (68) & Dave Colonna (34), 1988	102

Most Players, 10+ Pass Receptions

1. 2008 (Eron Riley 61, Johnny Williams 30, Jay Hollingsworth 25, Donovan Varner 21, Raphael Chestnut 19, Tielor Robinson 16, Brett Huffman 12, Clifford Harris 14, Sheldon Bell 14, Austin Kelly 13, Tony Jackson 12)	11
2. 1991	10
2015	10
2021	10
5. 10 times; last 2021	9

Most Players, 20+ Pass Receptions

1. 2002 (Khary Sharpe 30, Senterrio Landrum 29, Lance Johnson 25, Andy Roland 22, Reggie Love 22, Chris Douglas 21, Calen Powell 20, Alex Wade 20)	8
2. 1995	7
3. 1992	6
1993	6
2011	6
2015	6
2016	6
2018	6
9. 10 times; last 2019	5

Most Players, 30+ Pass Receptions

1. 1989 (Clarkston Hines 61, Randy Cuthbert 50, Dave Colonna 35, Walter Jones 33, Roger Boone 32)	5
2010 (Conner Vernon 73, Donovan Varner 60, Austin Kelly 47, Cooper Helfet 34, Desmond Scott 34)	5
2015 (Max McCaffrey 52, T.J. Rahming 43, Shaquille Powell 35, Johnell Barnes 34, Anthony Nash 32)	5
4. 1982	4
1988	4
1994	4
2009	4
2011	4
2012	4
10. 11 times; last 2018	3

Most Players, 40+ Pass Receptions

1. 1982 (Mark Militello 52, Carl Franks 49, Chris Castor 46, Mike Grayson 40)	4
2011 (Conner Vernon 70, Donovan Varner 61, Cooper Helfet 43, Brandon Braxton 40)	4
3. 1983	3
2009	3
2010	3
2012	3

Most Players, 50+ Pass Receptions

1. 2009 (Donovan Varner 65, Conner Vernon 55, Austin Kelly 54)	3
2012 (Conner Vernon 85, Jamison Crowder 76, Desmond Scott 66)	3
3. 1983 (Mike Grayson 66, Mark Militello 63)	2
1987 (Roger Boone 62, Clarkston Hines 57)	2
1988 (Roger Boone 73, Clarkston Hines 68)	2
1989 (Clarkston Hines 61, Randy Cuthbert 50)	2
2010 (Conner Vernon 73, Donovan Varner 60)	2
2011 (Conner Vernon 70, Donovan Varner 61)	2
2018 (T.J. Rahming 75, Johnathan Lloyd 51)	2
2021 (Jake Bobo 74, Jalon Calhoun 56)	2

Most Players, 60+ Pass Receptions

1. 2012 (Conner Vernon 85, Jamison Crowder 76, Desmond Scott 66)	3
2. 1983 (Mike Grayson 66, Mark Militello 63)	2
1988 (Roger Boone 62, Clarkston Hines 57)	2
2010 (Conner Vernon 73, Donovan Varner 60)	2
2011 (Conner Vernon 70, Donovan Varner 61)	2

Most Players, 70+ Pass Receptions

1. 2012 (Conner Vernon 85, Jamison Crowder 76)	2
--	---

Most Pass Receptions By A WR, Game

1.	Corey Thomas	16 vs. Georgia Tech, 1997
2.	Jon Jensen	14 vs. North Carolina, 1994
3.	Henley Carter	13 vs. Clemson, 1968
	Wes Chesson	13 vs. Clemson, 1970
	Mark Militello	13 vs. Clemson, 1983
	Mark Militello	13 vs. Georgia Tech, 1983
	Corey Thomas	13 vs. Virginia, 1995

Most Pass Receptions By A WR, Season

1.	Jamison Crowder	2013	108
2.	Conner Vernon	2012	85
	Jamison Crowder	2014	85
4.	Jamison Crowder	2012	76
5.	T.J. Rahming	2018	75
6.	Wes Chesson	1970	74
	Jake Bobo	2021	74
8.	Conner Vernon	2010	73
9.	Conner Vernon	2011	70
	T.J. Rahming	2016	70
11.	Clarkston Hines	1988	68
12.	Desmond Scott	2012	66
13.	Henley Carter	1968	65
	Donovan Varner	2009	65
	T.J. Rahming	2017	65

Most Pass Receptions By A WR, Career

1.	Conner Vernon	2009-12	283
	Jamison Crowder	2011-14	283
3.	T.J. Rahming	2015-18	253
4.	Donovan Varner	2008-11	207
5.	Clarkston Hines	1986-89	189
6.	Scottie Montgomery	1996-99	171
7.	Corey Thomas	1994-97	165
8.	Wes Chesson	1968-70	164
9.	Eron Riley	2005-08	144
10.	Doug Green	1983-87	142

Most Touchdown Receptions By A WR, Game

1.	Corey Thomas	4 vs. Georgia Tech, 1997
	Eron Riley	4 vs. Navy, 2007
3.	Chris Castor	3 vs. Wake Forest, 1982
	Doug Green	3 vs. North Carolina, 1985
	Clarkston Hines	3 vs. Georgia Tech, 1987
	Clarkston Hines	3 vs. N.C. State, 1987
	Clarkston Hines	3 vs. Tennessee, 1988
	Clarkston Hines	3 vs. Army West Point, 1989
	Clarkston Hines	3 vs. Wake Forest, 1989
	Clarkston Hines	3 vs. North Carolina, 1989
	Eron Riley	3 vs. Navy, 2008

Most Touchdown Receptions By A WR, Season

1.	Clarkston Hines	1989	17
2.	Chris Castor	1982	13
3.	Clarkston Hines	1987	11
4.	Cedric Jones	1981	10
	Clarkston Hines	1988	10
6.	Eron Riley	2007	9
7.	Doug Green	1985	8
	Corey Thomas	1994	8
	Eron Riley	2008	8
	Donovan Varner	2009	8
	Jamison Crowder	2012	8
	Conner Vernon	2012	8
	Jamison Crowder	2013	8
	T.J. Rahming	2018	8

Most Touchdown Receptions By A WR, Career

1.	Clarkston Hines	1986-89	38
2.	Corey Thomas	1994-97	25
3.	Jamison Crowder	2011-14	23
4.	Eron Riley	2005-08	22
5.	Cedric Jones	1978-81	21
	Conner Vernon	2009-12	21
7.	Chris Castor	1978-82	17
	Walter Jones	1988-91	17
9.	Doug Green	1983-87	16
10.	Stanley Dorsey	1990-93	13
	Scottie Montgomery	1996-99	13
	Donovan Varner	2008-11	13
	T.J. Rahming	2015-18	13

Most Pass Receptions By A TE, Game

1.	Corren Youmans	12 vs. N.C. State, 1950
2.	Tee Moorman	11 vs. South Carolina, 1960
	Dave Dunaway	11 vs. Maryland, 1966
	Bill Khayat	11 vs. Wisconsin, 1994
5.	Bill Khayat	10 vs. Clemson, 1994
	Mike Hart	10 vs. N.C. State, 2001
	Ben Patrick	10 vs. Clemson, 2005

Most Pass Receptions By A TE, Season

1.	Tee Moorman	1960	54
2.	Noah Gray	2019	51
3.	Carl Franks	1982	49
	Bill Khayat	1994	49
5.	Stan Crisson	1963	48
6.	Scott Russell	1983	47
7.	Braxton Deaver	2013	46
8.	Dave Dunaway	1966	43
	Cooper Helfet	2011	43
10.	Corren Youmans	1950	40
11.	Chuck Drulis	1965	39
	Jason Cooper	1986	39
13.	Dave Colonna	1989	35
	Aaron Shaw	1990	35
15.	Dave Colonna	1988	34
	Jeff Hodrick	1995	34
	Jeff Hodrick	1996	34
	Cooper Helfet	2010	34

Most Pass Receptions By A TE, Career

1.	Noah Gray	2017-20	105
2.	Stan Crisson	1961-63	98
3.	Bill Khayat	1992-95	93
4.	Dave Colonna	1986-89	92
5.	Jason Cooper	1984-87	87
6.	Mike Hart	1998-01	86
7.	Ben Patrick	2003-05	79
8.	Jeff Hodrick	1994-97	78
9.	Cooper Helfet	2010-11	77
10.	Chuck Drulis	1963-65	76

Most Touchdown Receptions By A TE, Game

1.	Stan Crisson	3 vs. Clemson, 1963
	Dave Dunaway	3 vs. Rice, 1965

Most Touchdown Receptions By A TE, Season

1.	Stan Crisson	1963	7
	Davis Koppenhaver	2018	7
3.	Howard Pitt	1952	6
4.	Dave Dunaway	1965	5
5.	Chuck Drulis	1964	4
	Glenn Sandefur	1977	4
	Dan Clark	1992	4
	Mike Hart	2001	4
	Brandon King	2007	4
	Cooper Helfet	2011	4
	Braxton Deaver	2013	4

Most Touchdown Receptions By A TE, Career

1.	Davis Koppenhaver	2014-18	12
2.	Stan Crisson	1961-63	10
3.	Dave Dunaway	1964-66	9
4.	Noah Gray	2017-20	8
5.	Bill Khayat	1992-95	7
	Andy Roland	2002-05	7
	David Reeves	2012-15	7
	Erich Schneider	2012-16	7
9.	Howard Pitt	1951-53	6
	Chuck Drulis	1963-65	6
	Mike Hart	1998-01	6
	Cooper Helfet	2010-11	6
	Braxton Deaver	2011-15	6
	Daniel Helm	2016-18	6
15.	Tee Moorman	1958-60	5
	Jason Cooper	1984-87	5
	Dave Colonna	1986-89	5
	Dan Clark	1990-93	5
	Brandon King	2006-10	5

Most Pass Receptions By A RB, Game

1.	Roger Boone	15 vs. Vanderbilt, 1988
2.	Roger Boone	13 vs. Wake Forest, 1988
3.	Mike Grayson	12 vs. South Carolina, 1983
	Roger Boone	12 vs. Georgia Tech, 1987
5.	Roger Boone	11 vs. North Carolina, 1988

Most Pass Receptions By A RB, Season

1.	Roger Boone	1988	73
2.	Mike Grayson	1983	66
3.	Roger Boone	1987	62
4.	Randy Cuthbert	1989	50
5.	Randy Cuthbert	1990	46
6.	Mike Grayson	1982	40
7.	Chris Brown	1991	38
8.	Randy Cuthbert	1992	37
9.	Robert Baldwin	1994	36
	Shaun Wilson	2017	36
11.	Shaquille Powell	2015	35
12.	Desmond Scott	2010	34
13.	Roger Boone	1989	32
14.	Julius Grantham	1986	30
15.	Deon Jackson	2019	29
16.	Julius Grantham	1983	27
	Mataeo Durant	2021	27
18.	Chris Douglas	2001	26
	Deon Jackson	2018	26
20.	Joel Blunk	1983	25
	Jay Hollingsworth	2008	25
	Desmond Scott	2011	25
23.	Tracy Smith	1985	24
	Laymarr Marshall	1995	24
	Ronnie Drummer	2007	24
	Juwan Thompson	2012	24

Most Pass Receptions By A RB, Career

1.	Roger Boone	1986-89	168
2.	Randy Cuthbert	1988-92	147
3.	Mike Grayson	1980-83	141
4.	Robert Baldwin	1991-94	89
	Chris Douglas	2000-03	89
6.	Julius Grantham	1983-86	84
7.	Shaun Wilson	2014-17	81
8.	*Desmond Scott	2009-12	77
9.	Chris Brown	1988-91	71

*Moved to WR in 2012; finished career with 137 receptions

Most Touchdown Receptions By A RB, Game

1.	Tom Powers	3 vs. Richmond, 1950
	Tielor Robinson	3 vs. North Carolina, 2006

Most Touchdown Receptions By A RB, Season

1.	Tom Powers	1950	6
2.	Jay Wilkinson	1963	5
3.	Tielor Robinson	2006	4
	Shaun Wilson	2017	4
5.	Bernie Blaney	1955	3
	James Futrell	1961	3
	Chris Brown	1991	3
	Chris Douglas	2002	3
	Clifford Harris	2008	3

Most Touchdown Receptions By A RB, Career

1.	Tom Powers	1949-50	8
	Jay Wilkinson	1961-63	8
3.	Shaun Wilson	2014-17	6
4.	Chris Brown	1988-91	5
	Chris Douglas	2000-03	5
6.	Wray Carlton	1956-58	4
	Julius Grantham	1983-86	4
	Roger Boone	1986-89	4
	Tielor Robinson	2006-08	4
	Shaquille Powell	2012-15	4
	Deon Jackson	2017-20	4
	Mataeo Durant	2018-21	4

Most Receiving Yards By A WR, Game

1.	Chris Castor	283 vs. Wake Forest, 1982
2.	Corey Thomas	276 vs. Georgia Tech, 1997
3.	Clarkston Hines	251 vs. Wake Forest, 1989
4.	Scottie Montgomery	243 vs. Vanderbilt, 1998
5.	T.J. Rahming	240 vs. Temple, 2018
6.	Eron Riley	235 vs. Navy, 2007
7.	Henley Carter	209 vs. Clemson, 1968
8.	Jamison Crowder	203 vs. Miami, 2012
9.	Clarkston Hines	192 vs. N.C. State, 1987
10.	T.J. Rahming	190 vs. Virginia, 2015
11.	Wes Chesson	189 vs. South Carolina, 1970

Most Receiving Yards By A WR, Season

1.	Jamison Crowder	2013	1,360
2.	Clarkston Hines	1989	1,149
3.	Clarkston Hines	1987	1,093
4.	Wes Chesson	1970	1,080
5.	Jamison Crowder	2012	1,074
	Conner Vernon	2012	1,074
7.	Clarkston Hines	1988	1,067
8.	Donovan Varner	2009	1,047
9.	Jamison Crowder	2014	1,044
10.	Conner Vernon	2010	973

Most Receiving Yards By A WR, Career

1.	Conner Vernon	2009-12	3,749
2.	Jamison Crowder	2011-14	3,641
3.	Clarkston Hines	1986-89	3,318
4.	T.J. Rahming	2015-18	2,919
5.	Donovan Varner	2008-11	2,660
6.	Eron Riley	2005-08	2,413
7.	Wes Chesson	1968-70	2,399
8.	Scottie Montgomery	1996-99	2,378
9.	Corey Thomas	1994-97	2,297
10.	Doug Green	1983-87	2,082

100-Yard Receiving Games By A WR, Season

1.	Jamison Crowder	2013	7
2.	Clarkston Hines	1987	6
	Clarkston Hines	1988	6
	Clarkston Hines	1989	6
5.	Wes Chesson	1970	5
	Donovan Varner	2009	5
	Jamison Crowder	2012	5
	Conner Vernon	2012	5
9.	Wes Chesson	1968	4
	Conner Vernon	2010	4
	Jamison Crowder	2014	4

100-Yard Receiving Games By A WR, Career

1.	Clarkston Hines	1986-89	18
2.	Jamison Crowder	2011-14	16
3.	Conner Vernon	2009-12	14
4.	Wes Chesson	1968-70	9
	Donovan Varner	2008-11	9
6.	T.J. Rahming	2015-18	8
7.	Mark Militello	1981-83	6
	Doug Green	1983-87	6
	Eron Riley	2005-08	6
10.	Richmond Flowers	1997-99	5

Most Receiving Yards By A TE, Game

1.	Mike Hart	165 vs. N.C. State, 2001
2.	Dave Dunaway	156 vs. Rice, 1965
3.	Aaron Shaw	149 vs. Maryland, 1991
4.	Cooper Helfet	122 vs. Virginia, 2010
5.	Tee Moorman	121 vs. South Carolina, 1960
6.	Dave Dunaway	119 vs. Maryland, 1966
	Bill Khayat	119 vs. Clemson, 1994
8.	Braxton Deaver	116 vs. Texas A&M, 2013
9.	Dave Dunaway	114 vs. N.C. State, 1966
10.	Bill Khayat	109 vs. Wisconsin, 1994
11.	Paul Widener	107 vs. Georgia Tech, 1962
12.	Jeff Hodrick	105 vs. Wake Forest, 1996
13.	Bill Khayat	104 vs. North Carolina, 1994
14.	Scott Russell	102 vs. North Carolina, 1983
15.	Dave Colonna	101 vs. N.C. State, 1987
16.	Aaron Shaw	100 vs. Northwestern, 1990
	Mike Hart	100 vs. Wake Forest, 2000
	Ben Patrick	100 vs. Clemson, 2005

Most Receiving Yards By A TE, Season

1.	Dave Dunaway	1966	614
2.	Braxton Deaver	2013	600
3.	Bill Khayat	1994	562
4.	Stan Crisson	1963	559
5.	Mike Hart	2000	540
6.	Dave Colonna	1988	524
7.	Dave Colonna	1989	495
8.	Tee Moorman	1960	476
	Mike Hart	2001	476
10.	Scott Russell	1983	471
11.	Jason Cooper	1986	438
12.	Jeff Hodrick	1995	396
13.	Cooper Helfet	2011	395
14.	Noah Gray	2019	392
15.	Chuck Drulis	1965	390
16.	Cooper Helfet	2010	380

Most Receiving Yards By A TE, Career

1.	Mike Hart	1998-01	1,370
2.	Dave Colonna	1986-89	1,295
3.	Dave Dunaway	1964-66	1,145
4.	Stan Crisson	1961-63	1,107

100-Yard Receiving Games By A TE, Season

1.	Dave Dunaway	1966	2
	Bill Khayat	1994	2

100-Yard Receiving Games By A TE, Career

1.	Dave Dunaway	1964-66	3
2.	Aaron Shaw	1989-91	2
	Bill Khayat	1992-95	2
	Mike Hart	1998-01	2

Most Receiving Yards By A RB, Game

1.	Tom Powers	180 vs. Richmond, 1950
2.	Roger Boone	169 vs. Georgia Tech, 1987
3.	Mike Grayson	146 vs. South Carolina, 1983
4.	Roger Boone	138 vs. North Carolina, 1988
5.	Steve Lach	125 vs. Pittsburgh, 1941
6.	Roger Boone	119 vs. Wake Forest, 1988
7.	Sonny Odom	100 vs. Georgia Tech, 1964

Most Receiving Yards By A RB, Season

1.	Roger Boone	1988	630
2.	Roger Boone	1987	587
3.	Mike Grayson	1983	582
4.	Randy Cuthbert	1989	470
5.	Randy Cuthbert	1990	374
6.	Mike Grayson	1982	372
7.	Randy Cuthbert	1992	345
8.	Chris Brown	1991	302

Most Receiving Yards By A RB, Career

1.	Roger Boone	1986-89	1,444
2.	Randy Cuthbert	1988-92	1,261
3.	Mike Grayson	1980-83	1,219

100-Yard Receiving Games By A RB, Season

1.	Roger Boone	1988	2
----	-------------	------	---

100-Yard Receiving Games By A RB, Career

1.	Roger Boone	1986-89	3
----	-------------	---------	---

100-YARD RECEIVING GAMES

283	Chris Castor (11)	1982	Wake Forest	131	Clarkston Hines (8)	1988	at Northwestern	107	Clarkston Hines (6)	1988	at Georgia Tech
276	Corey Thomas (16)	1997	Georgia Tech	131	Clarkston Hines (6)	1989	N.C. State	107	Brad Breedlove (5)	1992	Maryland
251	Clarkston Hines (6)	1989	at Wake Forest	130	Eron Riley (4)	2005	at Clemson	107	Jon Jensen (3)	1993	at North Carolina
243	Scottie Montgomery (12)	1998	at Vanderbilt	129	Conner Vernon (10)	2010	Elon	107	Joe Opalenick (9)	1995	at Army West Point
240	T.J. Rahming (12)	2018	Temple	129	Conner Vernon (8)	2010	Army West Point	107	Kyle Moore (6)	2000	at N.C. State
235	Eron Riley (6)	2007	at Navy	128	Conner Vernon (4)	2009	Virginia Tech	107	Issac Blakeney (7)	2014	Wake Forest
209	Henley Carter (13)	1968	at Clemson	128	Donovan Varner (8)	2010	at Maryland	106	Wes Chesson (8)	1970	Virginia
203	Jamison Crowder (8)	2012	Miami	127	Wes Chesson (6)	1968	Wake Forest	106	Richmond Flowers (5)	1998	Western Carolina
192	Clarkston Hines (11)	1987	N.C. State	127	Jamison Crowder (8)	2012	at Virginia Tech	106	Aaron Young (6)	2019	Middle Tennessee
190	T.J. Rahming (12)	2015	Virginia	127	T.J. Rahming (12)	2017	Northwestern	105	Jeff Hodrick (8)	1996	at Wake Forest
189	Wes Chesson (10)	1970	at South Carolina	125	Steve Lach (6)	1941	at Pittsburgh	105	Jalon Calhoun (8)	2019	North Carolina A&T
183	Cedric Jones (6)	1981	at Maryland	125	Richmond Flowers (8)	1998	at Georgia Tech	105	Jake Bobo (7)	2021	Kansas
181	Conner Vernon (8)	2010	at Wake Forest	124	Richmond Flowers (7)	1998	at Northwestern	104	Cedric Jones (7)	1980	Wake Forest
180	Tom Powers (4)	1950	at Richmond	124	Conner Vernon (6)	2012	North Carolina	104	Mark Militello (6)	1982	Virginia Tech
180	Conner Vernon (10)	2012	FIU	124	Desmond Scott (10)	2012	at Georgia Tech	104	Clarkston Hines (8)	1988	North Carolina
176	Wes Chesson (11)	1968	Virginia	123	Doug Green (6)	1986	Virginia	104	Stanley Dorsey (7)	1993	at North Carolina
176	Jomar Wright (10)	2006	Miami	123	Clarkston Hines (4)	1987	Vanderbilt	104	Bill Khayat (8)	1994	North Carolina
174	Jon Jensen (14)	1994	North Carolina	123	Donovan Varner (7)	2010	Elon	104	Corey Thomas (6)	1996	North Carolina
174	Donovan Varner (11)	2009	Wake Forest	123	Anthony Nash (6)	2016	at Notre Dame	104	Anthony Nash (5)	2015	Virginia
173	Richmond Flowers (8)	1999	at Maryland	122	Clarkston Hines (5)	1987	at North Carolina	103	Clarkston Hines (8)	1988	Virginia
172	Scottie Montgomery (8)	1999	at Virginia	122	Khary Sharpe (5)	2002	Clemson	103	Conner Vernon (7)	2009	at Virginia
169	Roger Boone (12)	1987	Georgia Tech	122	Cooper Helfet (7)	2010	Virginia	103	Jalon Calhoun (6)	2021	North Carolina
167	Cedric Jones (5)	1981	at Virginia	121	Tee Moorman (11)	1960	at South Carolina	103	Jalon Calhoun (5)	2021	Georgia Tech
167	Jamison Crowder (7)	2012	Clemson	121	Scottie Montgomery (9)	1999	at Maryland	102	Derrick Lewis (2)	1978	Georgia Tech
166	Marcel Courtillet (8)	1968	at Michigan	121	Jamison Crowder (10)	2013	at Wake Forest	102	Scott Russell (7)	1983	at North Carolina
165	Mike Hart (10)	2001	N.C. State	120	Donovan Varner (8)	2009	Maryland	102	Stanley Dorsey (6)	1991	N.C. State
165	Donovan Varner (8)	2009	at Miami	120	Conner Vernon (8)	2012	Memphis	102	Scottie Montgomery (7)	1998	Clemson
165	Jamison Crowder (9)	2014	at Pittsburgh	119	Dave Dunaway (11)	1966	at Maryland	102	Ben Erdeljac (9)	2001	Wake Forest
163	Jamison Crowder (12)	2013	vs. Texas A&M	119	Roger Boone (13)	1988	Wake Forest	102	Conner Vernon (5)	2009	Maryland
162	Clarkston Hines (8)	1989	at North Carolina	119	Bill Khayat (10)	1994	Clemson	102	Jamison Crowder (6)	2012	FIU
160	Brad Breedlove (5)	1991	vs. Clemson	119	Conner Vernon (10)	2012	vs. Cincinnati	102	Jamison Crowder (8)	2014	Wake Forest
159	Walter Jones (5)	1991	Rutgers	119	Jamison Crowder (6)	2014	Tulane	102	Jamison Crowder (7)	2014	vs. Arizona State
158	Marcel Courtillet (10)	1969	at Georgia Tech	118	Troy Slade (8)	1974	at Clemson	102	Shaun Wilson (3)	2015	N.C. Central
156	Dave Dunaway (4)	1965	at Rice	118	Clarkston Hines (6)	1987	at Wake Forest	102	Jake Bobo (9)	2021	Louisville
156	Marc Wilson (10)	1995	at Virginia	118	Stanley Dorsey (8)	1993	Army West Point	101	Doug Green (5)	1983	at North Carolina
154	Clarkston Hines (8)	1987	at Maryland	117	Walter Jones (5)	1990	Western Carolina	101	Dave Colonna (6)	1987	N.C. State
154	Donovan Varner (7)	2009	at N.C. State	117	Conner Vernon (8)	2011	at FIU	101	Marc Mays (8)	1990	at Northwestern
152	Doug Green (10)	1985	at North Carolina	117	T.J. Rahming (10)	2016	at Miami	101	Richmond Flowers (5)	1999	at East Carolina
151	Troy Slade (8)	1975	North Carolina	116	Conner Vernon (6)	2011	at Boston College	101	Anthony Nash (5)	2015	Pittsburgh
150	Wes Chesson (9)	1968	at North Carolina	116	Braxton Deaver (6)	2013	vs. Texas A&M	100	Sonny Odom (6)	1964	at Georgia Tech
150	Wes Chesson (5)	1970	at North Carolina	116	T.J. Rahming (10)	2016	at Pittsburgh	100	Doug Green (6)	1987	Vanderbilt
150	Clarkston Hines (8)	1989	Army West Point	115	Eron Riley (4)	2006	North Carolina	100	Aaron Shaw (9)	1990	at Northwestern
149	Wes Chesson (13)	1970	at Clemson	115	Johnny Williams (7)	2009	Richmond	100	Stanley Dorsey (7)	1993	N.C. State
149	Aaron Shaw (11)	1991	at Maryland	114	Dave Dunaway (6)	1966	N.C. State	100	Mike Hart (4)	2000	at Wake Forest
149	Jamison Crowder (7)	2013	Troy	114	Cedric Jones (5)	1980	at Auburn	100	Ben Patrick (10)	2005	at Clemson
146	Mike Grayson (12)	1983	South Carolina	114	Chris Castor (3)	1980	at N.C. State	100	T.J. Rahming (8)	2016	North Carolina
146	Chuck Herring (4)	1984	at Clemson	114	Mark Militello (9)	1982	at N.C. State				
145	Doug Green (8)	1985	at Virginia	114	Aaron Young (4)	2018	Army West Point				
145	Clarkston Hines (8)	1988	at Tennessee	113	Chris Castor (2)	1982	at Tennessee				
143	Eron Riley (8)	2007	Wake Forest	113	Doug Green (6)	1985	Georgia Tech				
142	Wes Chesson (8)	1970	Georgia Tech	113	Brad Breedlove (7)	1993	at Rutgers				
142	T.J. Rahming (8)	2017	Pittsburgh	113	Donovan Varner (7)	2009	at Virginia				
141	Jomar Wright (7)	2007	at Florida State	113	Jamison Crowder (9)	2013	at Virginia				
141	Jamison Crowder (7)	2013	Pittsburgh	112	Clarkston Hines (6)	1989	vs. Texas Tech				
140	Mark Militello (13)	1983	Georgia Tech	112	Jamison Crowder (10)	2012	at Stanford				
140	Jamison Crowder (11)	2013	at Memphis	112	Anthony Nash (8)	2016	Wake Forest				
139	Walter Jones (7)	1988	The Citadel	111	Chris Castor (7)	1982	Virginia				
138	Mark Militello (9)	1983	N.C. State	111	Donovan Varner (7)	2011	at FIU				
138	Roger Boone (11)	1988	North Carolina	111	T.J. Rahming (8)	2017	Florida State				
137	Clarkston Hines (7)	1989	at Maryland	110	Wes Chesson (6)	1968	at Army West Point				
137	Eron Riley (8)	2008	Navy	110	Doug Green (7)	1986	Maryland				
136	Mark Militello (11)	1982	North Carolina	110	Clarkston Hines (6)	1987	at Clemson				
136	Johnathan Lloyd (7)	2018	Pittsburgh	110	Eron Riley (6)	2006	Florida State				
135	Ron Frederick (6)	1980	Wake Forest	109	Bill Khayat (11)	1994	vs. Wisconsin				
135	Johnny Williams (11)	2008	Northwestern	109	Conner Vernon (11)	2012	Miami				
134	Conner Vernon (12)	2010	Boston College	109	Johnell Barnes (11)	2015	Tulane				
134	Desmond Scott (11)	2012	at Wake Forest	109	Jake Bobo (11)	2021	Northwestern				
134	Jamison Crowder (7)	2013	N.C. State	108	Troy Slade (7)	1974	at Florida				
132	Mark Militello (13)	1983	Clemson	108	Clarkston Hines (3)	1988	The Citadel				
132	Corey Thomas (13)	1995	at Virginia	107	Paul Widener (6)	1962	Georgia Tech				
132	Donovan Varner (7)	2011	at Virginia	107	Henley Carter (6)	1968	at South Carolina				

100-Yard Receiving Games By Opponent

1.	North Carolina	20
2.	Wake Forest	18
3.	Virginia	17
4.	Clemson, Georgia Tech & N.C. State	13
7.	Maryland	12
8.	Northwestern & Pittsburgh	7
10.	Army West Point	6
11.	Miami	5
12.	FIU & South Carolina	4
14.	Florida State, Vanderbilt & Virginia Tech	3
17.	11 teams with Boston College, Elon, Memphis, Navy, Richmond, Rutgers, Tennessee, Texas A&M, Tulane, The Citadel & Western Carolina	2
28.	16 teams with Arizona State, Auburn, Cincinnati, East Carolina, Florida, Kansas, Michigan, Middle Tennessee, Notre Dame, North Carolina A&T, N.C. Central, Rice, Stanford, Temple, Texas Tech, Troy & Wisconsin	1

**100-Yard Receiving Games
By Player****Johnell Barnes (1)**

109 Tulane 2015

Issac Blakeney (1)

107 Wake Forest 2014

Jake Bobo (2)109 Northwestern 2021
105 Kansas 2021
102 Louisville 2021**Roger Boone (3)**169 Georgia Tech 1987
119 Wake Forest 1988
138 North Carolina 1988**Brad Breedlove (3)**160 Clemson 1991
107 Maryland 1992
113 Rutgers 1993**Jalon Calhoun (3)**105 North Carolina A&T 2019
103 North Carolina 2021
103 Kansas 2021**Henley Carter (2)**107 South Carolina 1968
209 Clemson 1968**Chris Castor (4)**114 N.C. State 1980
113 Tennessee 1982
111 Virginia 1982
283 Wake Forest 1982**Wes Chesson (9)**176 Virginia 1968
110 Army West Point 1968
127 Wake Forest 1968
150 North Carolina 1968
106 Virginia 1970
149 Clemson 1970
142 Georgia Tech 1970
189 South Carolina 1970
150 North Carolina 1970**Dave Colonna (1)**

101 N.C. State 1987

Marcel Courtillet (2)166 Michigan 1968
158 Georgia Tech 1969**Jamison Crowder (16)**102 FIU 2012
112 Stanford 2012
127 Virginia Tech 2012
167 Clemson 2012
203 Miami 2012
140 Memphis 2013
141 Pittsburgh 2013
149 Troy 2013
113 Virginia 2013
134 N.C. State 2013
121 Wake Forest 2013
163 Texas A&M 2013^{BOWL}
119 Tulane 2014
165 Pittsburgh 2014
102 Wake Forest 2014
102 Arizona State 2014^{BOWL}**Braxton Deaver (1)**116 Texas A&M 2013^{BOWL}**Stanley Dorsey (4)**102 N.C. State 1991
118 Army West Point 1993
100 N.C. State 1993
104 North Carolina 1993**Dave Dunaway (3)**156 Rice 1965
119 Maryland 1966
114 N.C. State 1966**Ben Erdeljac (1)**

102 Wake Forest 2001

Richmond Flowers (5)106 Western Carolina 1998
124 Northwestern 1998
125 Georgia Tech 1998
101 East Carolina 1999
173 Maryland 1999**Ron Frederick (1)**

135 Wake Forest 1980

Mike Grayson (1)

146 South Carolina 1983

Doug Green (7)101 North Carolina 1983
145 Virginia 1985
113 Georgia Tech 1985
152 North Carolina 1985
123 Virginia 1986
110 Maryland 1986
100 Vanderbilt 1987**Mike Hart (2)**100 Wake Forest 2000
165 N.C. State 2001**Cooper Helfet (1)**

122 Virginia 2010

Chuck Herring (1)

146 Clemson 1984

Clarkston Hines (18)123 Vanderbilt 1987
110 Clemson 1987
154 Maryland 1987
118 Wake Forest 1987
192 N.C. State 1987
122 North Carolina 1987
131 Northwestern 1988
145 Tennessee 1988
108 The Citadel 1988
103 Virginia 1988
107 Georgia Tech 1988
104 North Carolina 1988
150 Army West Point 1989
137 Maryland 1989
251 Wake Forest 1989
131 N.C. State 1989
162 North Carolina 1989
112 Texas Tech 1989^{BOWL}**Jeff Hodrick (1)**

105 Wake Forest 1996

Jon Jensen (2)107 North Carolina 1993
174 North Carolina 1994**Cedric Jones (4)**114 Auburn 1980
104 Wake Forest 1980
167 Virginia 1981
183 Maryland 1981**Walter Jones (3)**139 The Citadel 1988
117 Western Carolina 1990
159 Rutgers 1991**Bill Khayat (3)**119 Clemson 1994
104 North Carolina 1994
109 Wisconsin 1994^{BOWL}**Steve Lach (1)**

125 Pittsburgh 1941

Derrick Lewis (1)

102 Georgia Tech 1978

Johnathan Lloyd (1)

136 Pittsburgh 2018

Marc Mays (1)

101 Northwestern 1990

Mark Militello (6)104 Virginia Tech 1982
114 N.C. State 1982
136 North Carolina 1982
132 Clemson 1983
140 Georgia Tech 1983
138 N.C. State 1983**Scottie Montgomery (4)**102 Clemson 1998
243 Vanderbilt 1998
172 Virginia 1999
121 Maryland 1999**Kyle Moore (1)**

107 N.C. State 2000

Tee Moorman (1)

121 South Carolina 1960

Anthony Nash (4)101 Pittsburgh 2015
104 Virginia 2015
112 Wake Forest 2016
123 Notre Dame 2016**Sonny Odom (1)**

100 Georgia Tech 1964

Joe Opalenick (1)

107 Army West Point 1995

Ben Patrick (1)

100 Clemson 2005

Tom Powers (1)

180 Richmond 1950

T.J. Rahming (8)190 Virginia 2015
100 North Carolina 2016
116 Pittsburgh 2016
117 Miami 2016
127 Northwestern 2017
111 Florida State 2017
142 Pittsburgh 2017
240 Temple 2018^{BOWL}**Eron Riley (6)**130 Clemson 2005
110 Florida State 2006
115 North Carolina 2006
235 Navy 2007
143 Wake Forest 2007
137 Navy 2008**Scott Russell (1)**

102 North Carolina 1983

Desmond Scott (2)134 Wake Forest 2012
124 Georgia Tech 2012**Khary Sharpe (1)**

122 Clemson 2002

Aaron Shaw (2)100 Northwestern 1990
149 Maryland 1991**Troy Slade (3)**118 Clemson 1974
108 Florida 1974
151 North Carolina 1975**Corey Thomas (3)**132 Virginia 1995
104 North Carolina 1996
276 Georgia Tech 1997**Donovan Varner (9)**154 N.C. State 2009
120 Maryland 2009
113 Virginia 2009
165 Miami 2009
174 Wake Forest 2009
123 Elon 2010
128 Maryland 2010
111 FIU 2011
132 Virginia 2011**Conner Vernon (14)**128 Virginia Tech 2009
102 Maryland 2009
103 Virginia 2009
129 Elon 2010
181 Wake Forest 2010
129 Army West Point 2010
134 Boston College 2010
116 Boston College 2011
117 FIU 2011
180 FIU 2012
120 Memphis 2012
124 North Carolina 2012
109 Miami 2012
119 Cincinnati 2012^{BOWL}**Paul Widener (1)**

107 Georgia Tech 1962

Johnny Williams (2)135 Northwestern 2008
115 Richmond 2009**Marc Wilson (1)**

156 Virginia 1995

Shaun Wilson (1)

102 N.C. Central 2015

Jomar Wright (2)176 Miami 2006
141 Florida State 2007**Aaron Young (2)**114 Army West Point 2018
107 Middle Tennessee 2019

1,000-YARD RECEIVERS

1. Conner Vernon

Year	Rec.	Yards	Avg.	TD
2009	55	746	13.56	3
2010	73	973	13.33	4
2011	70	956	13.66	6
2012	85	1,074	12.64	8
Total	283	3,749	13.25	21

2. Jamison Crowder

Year	Rec.	Yards	Avg.	TD
2011	14	163	11.64	1
2012	76	1,074	14.13	8
2013	108	1,360	12.59	8
2014	85	1,044	12.28	6
Total	283	3,641	12.87	23

3. Clarkston Hines

Year	Rec.	Yards	Avg.	TD
1986	3	9	3.00	0
1987	57	1,093	19.18	11
1988	68	1,067	15.69	10
1989	61	1,149	18.84	17
Total	189	3,318	17.56	38

4. T.J. Rahming

Year	Rec.	Yards	Avg.	TD
2015	43	571	13.28	2
2016	70	742	10.60	1
2017	65	795	12.23	2
2018	75	811	10.81	8
Total	253	2,919	11.54	13

5. Donovan Varner

Year	Rec.	Yards	Avg.	TD
2008	21	164	7.81	1
2009	65	1,047	16.11	8
2010	60	736	12.27	1
2011	61	713	11.69	3
Total	207	2,660	12.85	13

6. Eron Riley

Year	Rec.	Yards	Avg.	TD
2005	11	247	22.45	2
2006	32	643	20.09	3
2007	40	830	20.75	9
2008	61	693	11.36	8
Total	144	2,413	16.76	22

7. Wes Chesson

Year	Rec.	Yards	Avg.	TD
1968	47	794	16.89	4
1969	43	525	12.21	3
1970	74	1,080	14.59	3
Total	164	2,399	14.63	10

8. Scottie Montgomery

Year	Rec.	Yards	Avg.	TD
1996	9	134	14.89	1
1997	51	633	12.41	4
1998	60	793	13.22	3
1999	51	819	16.06	5
Total	171	2,379	13.91	13

9. Corey Thomas

Year	Rec.	Yards	Avg.	TD
1994	37	558	15.08	8
1995	45	505	11.22	6
1996	38	527	13.87	4
1997	45	707	15.71	7
Total	165	2,297	13.92	25

10. Doug Green

Year	Rec.	Yards	Avg.	TD
1983	9	193	21.44	0
1984	5	67	13.40	2
1985	51	804	15.76	8
1986	46	608	13.22	6
1987	31	410	13.23	2
Total	142	2,082	14.66	18

11. Walter Jones

Year	Rec.	Yards	Avg.	TD
1988	36	578	16.06	3
1989	33	520	15.76	3
1990	19	352	18.53	5
1991	31	518	16.71	6
Total	119	1,968	16.54	17

12. Cedric Jones

Year	Rec.	Yards	Avg.	TD
1978	14	149	10.64	2
1979	18	382	21.22	3
1980	25	369	14.76	6
1981	42	832	19.81	10
Total	99	1,732	17.49	21

13. Jomar Wright

Year	Rec.	Yards	Avg.	TD
2004	18	323	17.94	1
2005	8	155	19.38	1
2006	40	561	14.03	2
2007	56	599	10.70	5
Total	122	1,638	13.43	9

14. Stanley Dorsey

Year	Rec.	Yards	Avg.	TD
1990	11	231	21.00	4
1991	18	307	17.06	2
1992	23	291	12.65	3
1993	44	678	15.41	4
Total	96	1,507	15.70	13

15. Brad Breedlove

Year	Rec.	Yards	Avg.	TD
1990	9	98	10.89	0
1991	19	399	21.00	4
1992	29	479	16.52	2
1993	35	524	14.97	2
Total	92	1,500	16.30	8

16. Mark Militello

Year	Rec.	Yards	Avg.	TD
1980	1	12	12.00	0
1981	6	74	12.33	0
1982	52	725	13.94	2
1983	63	682	10.83	3
Total	122	1,493	12.24	5

17. Jalon Calhoun

Year	Rec.	Yards	Avg.	TD
2019	46	420	9.13	4
2020	39	349	8.95	2
2021	56	718	12.82	3
Total	141	1,487	10.31	9

18. Roger Boone

Year	Rec.	Yards	Avg.	TD
1986	1	4	4.00	0
1987	62	587	9.47	0
1988	73	630	8.63	2
1989	32	223	6.97	2
Total	168	1,444	8.60	4

19. Jake Bobo

Year	Rec.	Yards	Avg.	TD
2018	10	167	16.70	1
2019	10	122	12.20	0
2020	32	358	11.19	1
2021	74	794	10.73	1
Total	126	1,441	11.44	3

20. Austin Kelly

Year	Rec.	Yards	Avg.	TD
2007	15	186	12.40	1
2008	13	142	10.92	0
2009	54	625	11.57	4
2010	47	486	10.34	4
Total	129	1,439	11.16	9

21. Richmond Flowers

Year	Rec.	Yards	Avg.	TD
1997	3	62	20.67	1
1998	48	704	14.67	4
1999	42	649	15.45	5
Total	93	1,415	15.22	10

22. Chris Castor

Year	Rec.	Yards	Avg.	TD
1979	6	65	10.83	0
1980	19	312	16.42	4
1981	2	55	27.50	0
1982	46	952	20.70	13
Total	73	1,384	18.96	17

23. Ron Frederick

Year	Rec.	Yards	Avg.	TD
1979	28	395	14.11	3
1980	27	413	15.30	2
1981	37	565	15.27	3
Total	92	1,373	14.92	8

24. Mike Hart

Year	Rec.	Yards	Avg.	TD
1998	21	289	13.76	2
1999	4	65	16.25	0
2000	31	540	17.42	0
2001	30	476	15.87	4
Total	86	1,370	15.93	6

25. Max McCaffrey

Year	Rec.	Yards	Avg.	TD
2012	2	31	15.50	0
2013	26	282	10.85	4
2014	37	385	10.41	3
2015	52	643	12.37	5
Total	117	1,341	11.46	12

26. Troy Slade

Year	Rec.	Yards	Avg.	TD
1973	8	191	23.88	2
1974	31	489	15.77	2
1975	43	654	15.21	0
Total	82	1,334	16.27	4

27. Ben Erdeljic

Year	Rec.	Yards	Avg.	TD
1997	4	23	5.75	0
1998		– DNP –		
1999	19	268	14.11	0
2000	31	329	10.61	1
2001	42	684	16.29	1
Total	96	1,304	13.44	2

28. Dave Colonna

Year	Rec.	Yards	Avg.	TD
1986	1	12	12.00	0
1987	22	264	12.00	1
1988	34	524	15.41	2
1989	35	495	14.14	2
Total	92	1,295	14.08	5

29. Johnathan Lloyd

Year	Rec.	Yards	Avg.	TD
2015	0	0	0.00	0
2016	34	301	8.85	3
2017	39	367	9.41	1
2018	51	604	11.84	5
Total	124	1,272	10.26	9

30. Henley Carter

Year	Rec.	Yards	Avg.	TD
1966	9	131	14.56	0

300-YARD PASSER & 100-YARD RECEIVER, GAME

1. **Clemson, 1968**
Passer: Leo Hart (19-34, 316 yards)
Receiver: Henley Carter (13-209)

2. **South Carolina, 1970**
Passer: Leo Hart (22-31, 302 yards)
Receiver: Wes Chesson (10-189)

3. **Wake Forest, 1980**
Passer: Ben Bennett (469 yards)
Receiver: Ron Frederick (6-135)
Receiver: Cedric Jones (7-104)

4. **Virginia, 1981**
Passer: Ron Sally (18-26, 336 yards)
Receiver: Cedric Jones (5-167)

5. **Maryland, 1981**
Passer: Ben Bennett (31-46, 397 yards)
Receiver: Cedric Jones (6-183)

6. **Wake Forest, 1982**
Passer: Ben Bennett (21-37, 407 yards)
Receiver: Chris Castor (11-283)

7. **N.C. State, 1982**
Passer: Ben Bennett (27-41, 313 yards)
Receiver: Mark Militello (9-114)

8. **South Carolina, 1983**
Passer: Ben Bennett (31-47, 326 yards)
Receiver: Mike Grayson (12-146)

9. **Clemson, 1983**
Passer: Ben Bennett (34-53, 367 yards)
Receiver: Mark Militello (13-132)

10. **N.C. State, 1983**
Passer: Ben Bennett (32-48, 442 yards)
Receiver: Mark Militello (9-138)

11. **North Carolina, 1983**
Passer: Ben Bennett (27-35, 323 yards)
Receiver: Scott Russell (7-102)
Receiver: Doug Green (5-101)

12. **Clemson, 1987**
Passer: Anthony Dilweg (23-50, 305 yards)
Receiver: Clarkston Hines (6-110)

13. **Maryland, 1987**
Passer: Steve Slayden (31-42, 373 yards)
Receiver: Clarkston Hines (8-154)

14. **Georgia Tech, 1987**
Passer: Steve Slayden (31-50, 396 yards)
Receiver: Roger Boone (12-169)

15. **N.C. State, 1987**
Passer: Steve Slayden (33-62, 458 yards)
Receiver: Clarkston Hines (11-192)
Receiver: Dave Colonna (6-101)

16. **Northwestern, 1988**
Passer: Anthony Dilweg (29-40, 353 yards)
Receiver: Clarkston Hines (8-131)

17. **Tennessee, 1988**
Passer: Anthony Dilweg (21-32, 311 yards)
Receiver: Clarkston Hines (8-145)

18. **The Citadel, 1988**
Passer: Anthony Dilweg (19-31, 410 yards)
Receiver: Walter Jones (7-139)
Receiver: Clarkston Hines (3-108)

19. **Virginia, 1988**
Passer: Anthony Dilweg (24-47, 357 yards)
Receiver: Clarkston Hines (7-103)

20. **Wake Forest, 1988**
Passer: Anthony Dilweg (30-49, 475 yards)
Receiver: Roger Boone (13-119)

21. **North Carolina, 1988**
Passer: Anthony Dilweg (29-49, 362 yards)
Receiver: Roger Boone (11-138)
Receiver: Clarkston Hines (8-104)

22. **Maryland, 1989**
Passer: Billy Ray (20-32, 308 yards)
Receiver: Clarkston Hines (7-137)

23. **Wake Forest, 1989**
Passer: Dave Brown (24-36, 444 yards)
Receiver: Clarkston Hines (6-251)

24. **N.C. State, 1989**
Passer: Dave Brown (27-42, 374 yards)
Receiver: Clarkston Hines (6-131)

25. **North Carolina, 1989**
Passer: Dave Brown (33-54, 479 yards)
Receiver: Clarkston Hines (8-162)

26. **Maryland, 1991**
Passer: Dave Brown (30-42, 334 yards)
Receiver: Aaron Shaw (11-149)

27. **N.C. State, 1991**
Passer: Dave Brown (25-41, 315 yards)
Receiver: Stanley Dorsey (6-102)

28. **Clemson, 1991**
Passer: Dave Brown (23-48, 385 yards)
Receiver: Brad Breedlove (5-160)

29. **Rutgers, 1993**
Passer: Spence Fischer (28-46, 333 yards)
Receiver: Brad Breedlove (7-113)

30. **Army West Point, 1993**
Passer: Spence Fischer (29-36, 357 yards)
Receiver: Stanley Dorsey (8-118)

31. **North Carolina, 1993**
Passer: Spence Fischer (26-52, 384 yards)
Receiver: Jon Jensen (3-107)
Receiver: Stanley Dorsey (7-104)

32. **North Carolina, 1994**
Passer: Spence Fischer (33-57, 395 yards)
Receiver: Jon Jensen (14-174)
Receiver: Bill Khayat (8-104)

33. **Wisconsin, 1994**
Passer: Spence Fischer (28-46, 314 yards)
Receiver: Bill Khayat (11-109)

34. **Army West Point, 1995**
Passer: Spence Fischer (32-50, 362 yards)
Receiver: Joe Opalenick (9-107)

35. **Virginia, 1995**
Passer: Spence Fischer (35-56, 360 yards)
Receiver: Marc Wilson (10-156)

36. **Georgia Tech, 1997**
Passer: David Green (21-27, 335 yards)
Receiver: Corey Thomas (16-276)

37. **Vanderbilt, 1998**
Passer: Bobby Campbell (21-40, 316 yards)
Receiver: Scottie Montgomery (12-243)

38. **Maryland, 1999**
Passer: Spencer Romine (27-42, 404 yards)
Receiver: Richmond Flowers (8-173)
Receiver: Scottie Montgomery (9-121)

39. **N.C. State, 2000**
Passer: D. Bryant (23-36, 310 yards)
Receiver: Kyle Moore (6-107)

40. **N.C. State, 2001**
Passer: D. Bryant (31-53, 400 yards)
Receiver: Mike Hart (10-165)

41. **Clemson, 2005**
Passer: Zack Asack (26-43, 328 yards)
Receiver: Eron Riley (4-130)
Receiver: Ben Patrick (10-100)

42. **Navy, 2007**
Passer: Thaddeus Lewis (23-36, 428 yards)
Receiver: Eron Riley (6-235)

43. **Navy, 2008**
Passer: Thaddeus Lewis (25-35, 317 yards)
Receiver: Eron Riley (8-137)

44. **Richmond, 2009**
Passer: Thaddeus Lewis (34-55, 350 yards)
Receiver: Johnny Williams (7-115)

45. **Virginia Tech, 2009**
Passer: Thaddeus Lewis (22-40, 359 yards)
Receiver: Conner Vernon (4-128)

46. **N.C. State, 2009**
Passer: Thaddeus Lewis (40-50, 459 yards)
Receiver: Donovan Varner (7-154)

47. **Maryland, 2009**
Passer: Thaddeus Lewis (30-43, 371 yards)
Receiver: Donovan Varner (8-120)
Receiver: Conner Vernon (5-120)

48. **Virginia, 2009**
Passer: Thaddeus Lewis (24-40, 343 yards)
Receiver: Donovan Varner (7-113)
Receiver: Conner Vernon (7-103)

49. **Miami, 2009**
Passer: Thaddeus Lewis (20-37, 303 yards)
Receiver: Donovan Varner (8-165)

50. **Wake Forest, 2009**
Passer: Thaddeus Lewis (28-48, 387 yards)
Receiver: Donovan Varner (11-174)

51. **Elon, 2010**
Passer: Sean Renfree (31-39, 350 yards)
Receiver: Conner Vernon (10-129)
Receiver: Donovan Varner (7-123)

52. **Wake Forest, 2010**
Passer: Sean Renfree (28-44, 358 yards)
Receiver: Conner Vernon (8-181)

53. **Maryland, 2010**
Passer: Sean Renfree (28-56, 351 yards)
Receiver: Donovan Varner (8-128)

54. **Boston College, 2011**
Passer: Sean Renfree (41-53, 368 yards)
Receiver: Conner Vernon (6-116)

55. **FIU, 2011**
Passer: Sean Renfree (28-43, 335 yards)
Receiver: Conner Vernon (8-117)
Receiver: Donovan Varner (7-111)

56. **Virginia, 2011**
Passer: Sean Renfree (21-38, 303 yards)
Receiver: Donovan Varner (7-132)

57. **Memphis, 2012**
Passer: Sean Renfree (26-37, 314 yards)
Receiver: Conner Vernon (8-120)

58. **Miami, 2012**
Passer: Sean Renfree (36-59, 432 yards)
Receiver: Conner Vernon (11-109)
Receiver: Jamison Crowder (8-203)

59. **Cincinnati, 2012**
Passer: Sean Renfree (37-49, 358 yards)
Receiver: Conner Vernon (10-119)

60. **Pittsburgh, 2013**
Passer: Brandon Connette (21-32, 323 yards)
Receiver: Jamison Crowder (7-141)

61. **Troy, 2013**
Passer: Brandon Connette (20-28, 324 yards)
Receiver: Jamison Crowder (7-149)

62. **Texas A&M, 2013**
Passer: Anthony Boone (29-45, 427 yards)
Receiver: Jamison Crowder (12-163)
Receiver: Braxton Deaver (6-116)

63. **N.C. Central, 2015**
Passer: Thomas Sirk (15-22, 315 yards)
Receiver: Shaun Wilson (3-102)

64. **Wake Forest, 2016**
Passer: Daniel Jones (31-48, 332 yards)
Receiver: Anthony Nash (8-112)

65. **Miami, 2016**
Passer: Daniel Jones (34-50, 316 yards)
Receiver: T.J. Rahming (10-117)

66. **Northwestern, 2017**
Passer: Daniel Jones (29-45, 305 yards)
Receiver: T.J. Rahming (12-127)

67. **Pittsburgh, 2018**
Passer: Daniel Jones (27-42, 396 yards)
Receiver: Johnathan Lloyd (7-136)

68. **Temple, 2018**
Passer: Daniel Jones (30-41, 423 yards)
Receiver: T.J. Rahming (12-240)

69. **North Carolina A&T, 2019**
Passer: Quentin Harris (30-42, 345 yards)
Receiver: Jalon Calhoun (8-105)

70. **Northwestern, 2021**
Passer: Gunnar Holmberg (31-44, 314 yards)
Receiver: Jake Bobo (11-109)

71. **Kansas, 2021**
Passer: Gunnar Holmberg (22-29, 328 yards)
Receiver: Jake Bobo (7-105)

300-YARD PASSER & 100-YARD RECEIVER & 100-YARD RUSHER, GAME

1. **Clemson, 1968**
Passer: Leo Hart (19-34, 316 yards)
Receiver: Henley Carter (13-209)
Rusher: Phil Asack (18-114)

2. **South Carolina, 1970**
Passer: Leo Hart (22-31, 302 yards)
Receiver: Wes Chesson (10-189)
Rusher: Art Bosetti (42-138)

3. **North Carolina, 1983**
Passer: Ben Bennett (27-35, 323 yards)
Receiver: Scott Russell (7-102)
Receiver: Doug Green (5-101)
Rusher: Mike Grayson (21-106)

4. **The Citadel, 1988**
Passer: Anthony Dilweg (19-31, 410 yards)
Receiver: Walter Jones (7-139)
Receiver: Clarkston Hines (3-108)
Rusher: Roger Boone (20-109)

5. **North Carolina, 1988**
Passer: Anthony Dilweg (29-49, 362 yards)
Receiver: Roger Boone (11-138)
Receiver: Clarkston Hines (8-104)
Rusher: Roger Boone (23-157)

6. **Maryland, 1989**
Passer: Billy Ray (20-32, 308 yards)
Receiver: Clarkston Hines (7-137)
Rusher: Randy Cuthbert (38-161)

7. **Wake Forest, 1989**
Passer: Dave Brown (24-36, 444 yards)
Receiver: Clarkston Hines (6-251)
Rusher: Randy Cuthbert (25-102)

8. **N.C. State, 1989**
Passer: Dave Brown (27-42, 374 yards)
Receiver: Clarkston Hines (6-131)
Rusher: Randy Cuthbert (37-151)

9. **North Carolina, 1989**
Passer: Dave Brown (33-54, 479 yards)
Receiver: Clarkston Hines (8-162)
Rusher: Randy Cuthbert (20-116)

10. **Wake Forest, 2010**
Passer: Sean Renfree (28-44, 358 yards)
Receiver: Conner Vernon (8-181)
Rusher: Desmond Scott (11-122)

11. **Cincinnati, 2012**
Passer: Sean Renfree (37-49, 358 yards)
Receiver: Conner Vernon (10-119)
Rusher: Josh Snead (17-107)

12. **Pittsburgh, 2013**
Passer: Brandon Connette (21-32, 323 yards)
Receiver: Jamison Crowder (7-141)
Rusher: Brandon Connette (15-101)

13. **Troy, 2013**
Passer: Brandon Connette (20-28, 324 yards)
Receiver: Jamison Crowder (7-149)
Rusher: Josh Snead (11-108)

14. **Texas A&M, 2013**
Passer: Anthony Boone (29-45, 427 yards)
Receiver: Jamison Crowder (12-163)
Receiver: Braxton Deaver (6-116)
Rusher: Josh Snead (17-104)

15. **Northwestern, 2017**
Passer: Daniel Jones (29-45, 305 yards)
Receiver: T.J. Rahming (12-127)
Rusher: Daniel Jones (16-108)

16. **Pittsburgh, 2018**
Passer: Daniel Jones (27-42, 396 yards)
Receiver: Johnathan Lloyd (7-136)
Rusher: Deon Jackson (10-162)

17. **Northwestern, 2021**
Passer: Gunnar Holmberg (31-44, 314 yards)
Receiver: Jake Bobo (11-109)
Rusher: Mataeo Durant (22-102)

18. **Kansas, 2021**
Passer: Gunnar Holmberg (22-29, 328 yards)
Receiver: Jake Bobo (7-105)
Rusher: Mataeo Durant (21-124)

100-YARD RECEIVER & 100-YARD RUSHER, GAME

1. **Clemson, 1968**
Rusher: Phil Asack (18-114)
Receiver: Henley Carter (13-209)

2. **Georgia Tech, 1969**
Rusher: Bob Zwirko (20-103)
Receiver: Marcel Courtillet (8-166)

3. **Virginia, 1970**
Rusher: Steve Jones (32-112)
Receiver: Wes Chesson (8-106)

4. **Clemson, 1970**
Rusher: Steve Jones (38-171)
Receiver: Wes Chesson (13-149)

5. **South Carolina, 1970**
Rusher: Art Bosetti (42-138)
Receiver: Wes Chesson (10-189)

6. **Clemson, 1974**
Rusher: Art Gore (21-102)
Receiver: Troy Slade (8-118)

7. **North Carolina, 1975**
Rusher: Mike Barney (12-129)
Receiver: Troy Slade (8-151)

8. **Georgia Tech, 1978**
Rusher: Greg Rhett (25-154)
Receiver: Derrick Lewis (2-102)

9. **Tennessee, 1982**
Rusher: Joel Blunk (13-101)
Receiver: Chris Castor (2-113)

10. **Virginia, 1982**
Rusher: Mike Grayson (8-102)
Receiver: Chris Castor (7-111)

11. **North Carolina, 1983**
Rusher: Mike Grayson (21-106)
Receiver: Scott Russell (7-102)
Receiver: Doug Green (5-101)

12. **North Carolina, 1987**
Rusher: Roger Boone (21-118)
Receiver: Clarkston Hines (5-122)

13. **The Citadel, 1988**
Rusher: Roger Boone (20-109)
Receiver: Walter Jones (7-139)
Receiver: Clarkston Hines (3-108)

14. **North Carolina, 1988**
Rusher: Roger Boone (23-157)
Receiver: Roger Boone (11-138)
Receiver: Clarkston Hines (8-104)

15. **Army West Point, 1989**
Rusher: Randy Cuthbert (19-147)
Receiver: Clarkston Hines (8-150)

16. **Maryland, 1989**
Rusher: Randy Cuthbert (38-161)
Receiver: Clarkston Hines (7-137)

17. **Wake Forest, 1989**
Rusher: Randy Cuthbert (25-102)
Receiver: Clarkston Hines (6-251)

18. **N.C. State, 1989**
Rusher: Randy Cuthbert (37-151)
Receiver: Clarkston Hines (6-131)

19. **North Carolina, 1989**
Rusher: Randy Cuthbert (20-116)
Receiver: Clarkston Hines (8-162)

20. **Maryland, 1992**
Rusher: Randy Cuthbert (27-101)
Receiver: Brad Breedlove (5-107)

21. **Rutgers, 1993**
Rusher: David Lowman (17-106)
Receiver: Brad Breedlove (7-113)

22. **Western Carolina, 1998**
Rusher: B.J. Hill (23-121)
Receiver: Richmond Flowers (5-106)

23. **Wake Forest, 2010**
Rusher: Desmond Scott (11-122)
Receiver: Conner Vernon (8-181)

24. **Cincinnati, 2012**
Rusher: Josh Snead (17-107)
Receiver: Conner Vernon (10-119)

25. **Pittsburgh, 2013**
Rusher: Brandon Connette (15-101)
Receiver: Jamison Crowder (7-141)

26. **Troy, 2013**
Rusher: Josh Snead (11-108)
Receiver: Jamison Crowder (7-149)

27. **Texas A&M, 2013**
Rusher: Josh Snead (17-104)
Receiver: Jamison Crowder (12-163)
Receiver: Braxton Deaver (6-116)

28. **Arizona State, 2014**
Rusher: Shaquille Powell (29-117)
Receiver: Jamison Crowder (7-102)

29. **North Carolina, 2016**
Rusher: Shaun Wilson (24-107)
Receiver: T.J. Rahming (8-100)

30. **Northwestern, 2017**
Rusher: Daniel Jones (16-108)
Receiver: T.J. Rahming (12-127)

31. **Pittsburgh, 2018**
Rusher: Deon Jackson (10-162)
Receiver: Johnathan Lloyd (7-136)

32. **Northwestern, 2021**
Rusher: Mataeo Durant (22-102)
Receiver: Jake Bobo (11-109)

33. **Kansas, 2021**
Rusher: Mataeo Durant (21-124)
Receiver: Jake Bobo (7-105)

34. **North Carolina, 2021**
Rusher: Mataeo Durant (19-114)
Receiver: Jalon Calhoun (6-103)

35. **Georgia Tech, 2021**
Rusher: Mataeo Durant (43-152)
Receiver: Jalon Calhoun (5-103)

300-YARD PASSER & 100-YARD RUSHER, GAME

1. **Clemson, 1968**
Passer: Leo Hart (19-34, 316 yards)
Rusher: Phil Asack (18-114)

2. **South Carolina, 1970**
Passer: Leo Hart (22-31, 302 yards)
Rusher: Art Bosetti (42-138)

3. **North Carolina, 1983**
Passer: Ben Bennett (27-35, 323 yards)
Rusher: Mike Grayson (21-106)

4. **The Citadel, 1988**
Passer: Anthony Dilweg (19-31, 410 yards)
Rusher: Roger Boone (20-109)

5. **N.C. State, 1988**
Passer: Anthony Dilweg (33-56, 357 yards)
Rusher: Roger Boone (17-131)

6. **North Carolina, 1988**
Passer: Anthony Dilweg (29-49, 362 yards)
Rusher: Roger Boone (23-157)

7. **Maryland, 1989**
Passer: Billy Ray (20-32, 308 yards)
Rusher: Randy Cuthbert (38-161)

8. **Wake Forest, 1989**
Passer: Dave Brown (24-36, 444 yards)
Rusher: Randy Cuthbert (25-102)

9. **N.C. State, 1989**
Passer: Dave Brown (27-42, 374 yards)
Rusher: Randy Cuthbert (37-151)

10. **North Carolina, 1989**
Passer: Dave Brown (33-54, 479 yards)
Rusher: Randy Cuthbert (20-116)

11. **Wake Forest, 2004**
Passer: Mike Schneider (28-45, 300 yards)
Rusher: Cedric Dargan (24-113)

12. **Wake Forest, 2010**
Passer: Sean Renfree (28-44, 358 yards)
Rusher: Desmond Scott (11-122)

13. **Cincinnati, 2012**
Passer: Sean Renfree (37-49, 358 yards)
Rusher: Josh Snead (17-107)

14. **Pittsburgh, 2013**
Passer: Brandon Connette (21-32, 323 yards)
Rusher: Brandon Connette (15-101)

15. **Troy, 2013**
Passer: Brandon Connette (20-28, 324 yards)
Rusher: Josh Snead (11-108)

16. **Texas A&M, 2013**
Passer: Anthony Boone (29-45, 427 yards)
Rusher: Josh Snead (17-104)

17. **Georgia Tech, 2016**
Passer: Daniel Jones (24-36, 305 yards)
Rusher: Shaun Wilson (10-109)

18. **Northwestern, 2017**
Passer: Daniel Jones (29-45, 305 yards)
Rusher: Daniel Jones (16-108)

19. **Pittsburgh, 2018**
Passer: Daniel Jones (27-42, 396 yards)
Rusher: Deon Jackson (10-162)

20. **North Carolina, 2018**
Passer: Daniel Jones (31-54, 361 yards)
Rusher: Daniel Jones (15-186)

21. **Northwestern, 2021**
Passer: Gunnar Holmberg (31-44, 314 yards)
Rusher: Mataeo Durant (22-102)

22. **Kansas, 2021**
Passer: Gunnar Holmberg (22-29, 328 yards)
Rusher: Mataeo Durant (21-124)

ALL-PURPOSE & TOTAL OFFENSE RECORDS

Most All-Purpose Yards, Game

1. Deon Jackson	403 vs. Pittsburgh, 2018
<i>(162 rushing, 89 receiving, 152 kickoff return, 0 punt return)</i>	
2. Randy Cuthbert	311 vs. Georgia Tech, 1989
<i>(234 rushing, 56 receiving, 21 kickoff return, 0 punt return)</i>	
3. Chris Douglas	304 vs. Florida State, 2001
<i>(31 rushing, 85 receiving, 188 kickoff return, 0 punt return)</i>	
Mataeo Durant	296 vs. Charlotte, 2021
<i>(255 rushing, 41 receiving, 0 kickoff return, 0 punt return)</i>	
5. Roger Boone	295 vs. North Carolina, 1988
<i>(157 rushing, 138 receiving, 0 kickoff return, 0 punt return)</i>	
6. T.J. Rahming	286 vs. Temple, 2018
<i>(17 rushing, 240 receiving, 0 kickoff return, 29 punt return)</i>	
7. Chris Castor	283 vs. Wake Forest, 1982
<i>(0 rushing, 283 receiving, 0 kickoff return, 0 punt return)</i>	
8. Shaun Wilson	282 vs. Indiana, 2015
<i>(103 rushing, 15 receiving, 164 kickoff return, 0 punt return)</i>	
9. Jamison Crowder	279 vs. Pittsburgh, 2013
<i>(29 rushing, 141 receiving, 0 kickoff return, 109 punt return)</i>	
10. Robert Baldwin	277 vs. Maryland, 1994
<i>(238 rushing, 39 receiving, 0 kickoff return, 0 punt return)</i>	
11. Corey Thomas	276 vs. Georgia Tech, 1997
<i>(0 rushing, 276 receiving, 0 kickoff return, 0 punt return)</i>	
12. Jamison Crowder	272 vs. Miami, 2012
<i>(0 rushing, 203 receiving, 69 kickoff return, 0 punt return)</i>	
13. Scottie Montgomery	262 vs. Vanderbilt, 1998
<i>(0 rushing, 243 receiving, 19 kickoff return, 0 punt return)</i>	
14. Shaun Wilson	260 vs. Baylor, 2017
<i>(176 rushing, 33 receiving, 63 kickoff return, -12 punt return)</i>	
15. Desmond Scott	259 vs. Wake Forest, 2009
<i>(41 rushing, 7 receiving, 211 kickoff return, 0 punt return)</i>	
16. George McAfee	256 vs. Wake Forest, 1937
<i>(174 rushing, 48 receiving, 0 kickoff return, 34 punt return)</i>	
17. Shaun Wilson	252 vs. Kansas, 2014
<i>(245 rushing, 7 receiving, 0 kickoff return, 0 punt return)</i>	

Most All-Purpose Yards, Season

1. Chris Douglas	2001	1,849
<i>(841 rushing, 233 receiving, 775 kickoff return, 0 punt return)</i>		
2. Jamison Crowder	2013	1,832
<i>(71 rushing, 1,360 receiving, 0 kickoff return, 401 punt return)</i>		
3. Shaun Wilson	2017	1,697
<i>(818 rushing, 263 receiving, 609 kickoff return, 7 punt return)</i>		
4. Shaun Wilson	2016	1,620
<i>(623 rushing, 76 receiving, 924 kickoff return, -3 punt return)</i>		
5. Deon Jackson	2018	1,602
<i>(847 rushing, 253 receiving, 502 kickoff return, 0 punt return)</i>		
6. Scottie Montgomery	1999	1,565
<i>(15 rushing, 819 receiving, 587 kickoff return, 144 punt return)</i>		
7. Troy Slade	1975	1,555
<i>(0 rushing, 654 receiving, 618 kickoff return, 283 punt return)</i>		
8. Randy Cuthbert	1989	1,547
<i>(1,033 rushing, 470 receiving, 54 kickoff return, 0 punt return)</i>		
9. Mike Grayson	1983	1,499
<i>(785 rushing, 582 receiving, 22 kickoff return, 110 punt return)</i>		
10. Mataeo Durant	2021	1,497
<i>(1,241 rushing, 256 receiving, 0 kickoff return, 0 punt return)</i>		
11. Roger Boone	1988	1,466
<i>(836 rushing, 630 receiving, 0 kickoff return, 0 punt return)</i>		
12. Robert Baldwin	1994	1,445
<i>(1,187 rushing, 258 receiving, 0 kickoff return, 0 punt return)</i>		

Most All-Purpose Yards Per Game, Season

1. Chris Douglas	2001	168.09
<i>(841 rushing, 233 receiving, 775 kickoff return, 0 punt return; 11 games)</i>		
2. George McAfee	1939	150.78
<i>(596 rushing, 229 receiving, 111 kickoff return, 365 punt return; 9 games)</i>		
3. Scottie Montgomery	1999	142.27
<i>(15 rushing, 819 receiving, 587 kickoff return, 144 punt return; 11 games)</i>		
4. Troy Slade	1975	141.36
<i>(0 rushing, 654 receiving, 618 kickoff return, 283 punt return; 11 games)</i>		
5. Randy Cuthbert	1989	140.64
<i>(1,023 rushing, 470 receiving, 54 kickoff return, 0 punt return; 11 games)</i>		

Most All-Purpose Yards, Career

1. Chris Douglas	2000-03	5,753
<i>(3,122 rushing, 867 receiving, 1,759 kickoff return, 5 punt return)</i>		
2. Jamison Crowder	2011-14	5,575
<i>(135 rushing, 3,641 receiving, 904 kickoff return, 869 punt return)</i>		
3. Shaun Wilson	2014-17	4,889
<i>(2,463 rushing, 725 receiving, 1,697 kickoff return, 7 punt return)</i>		
4. Mike Grayson	1980-83	4,381
<i>(2,441 rushing, 1,219 receiving, 611 kickoff return, 110 punt return)</i>		
5. Conner Vernon	2009-12	4,357
<i>(38 rushing, 3,749 receiving, 452 kickoff return, 118 punt return)</i>		
6. Scottie Montgomery	1996-99	4,188
<i>(150 rushing, 2,378 receiving, 1,515 kickoff return, 144 punt return)</i>		
7. Randy Cuthbert	1988-92	4,105
<i>(2,790 rushing, 1,261 receiving, 54 kickoff return, 0 punt return)</i>		
8. Troy Slade	1973-75	4,079
<i>(-33 rushing, 1,334 receiving, 1,757 kickoff return, 1,021 punt return)</i>		
9. Steve Jones	1970-72	3,716
<i>(2,951 rushing, 245 receiving, 515 kickoff return, 5 punt return)</i>		
10. Desmond Scott	2009-12	3,615
<i>(1,159 rushing, 1,214 receiving, 1,242 kickoff return, 0 punt return)</i>		
11. Roger Boone	1986-89	3,555
<i>(1,900 rushing, 1,444 receiving, 170 kickoff return, 41 punt return)</i>		
12. Deon Jackson	2017-20	3,412
<i>(2,267 rushing, 534 receiving, 611 kickoff return, 0 punt return)</i>		
13. Clarkston Hines	1986-89	3,302
<i>(-16 rushing, 3,318 receiving, 0 kickoff return, 0 punt return)</i>		

Most All-Purpose Yards Per Game, Career

1. Steve Jones	<i>(3,716-28)</i>	1970-72	132.71
2. Chris Douglas	<i>(5,753-45)</i>	2000-03	127.84
3. Troy Slade	<i>(4,079-33)</i>	1973-75	123.61
4. Mike Grayson	<i>(4,381-40)</i>	1980-83	109.53
5. Jamison Crowder	<i>(5,575-52)</i>	2011-14	107.21

Most Total Offensive Yards, Game (Rush-Pass)

1. Daniel Jones	<i>(186-361)</i>	547 vs. North Carolina, 2018
2. Anthony Dilweg	<i>(1-475)</i>	476 vs. Wake Forest, 1988
3. Dave Brown	<i>(-9-479)</i>	470 vs. North Carolina, 1989
4. Thaddeus Lewis	<i>(8-459)</i>	467 vs. N.C. State, 2009
5. Steve Slayden	<i>(-4-458)</i>	454 vs. N.C. State, 1987
Anthony Boone	<i>(27-427)</i>	454 vs. Texas A&M, 2013
7. Ben Bennett	<i>(-22-469)</i>	447 vs. Wake Forest, 1980
8. Dave Brown	<i>(2-444)</i>	446 vs. Wake Forest, 1989
9. Thaddeus Lewis	<i>(9-428)</i>	437 vs. Navy, 2007
10. Daniel Jones	<i>(38-396)</i>	434 vs. Pittsburgh, 2018

Most Total Offensive Yards, Season (Rush-Pass)

1. Anthony Dilweg	<i>(-111-3,824)</i>	1988	3,713
2. Thomas Sirk	<i>(803-2,625)</i>	2015	3,428
3. Thaddeus Lewis	<i>(48-3,330)</i>	2009	3,378
4. Daniel Jones	<i>(486-2,836)</i>	2016	3,322
5. Daniel Jones	<i>(518-2,591)</i>	2017	3,209
6. Sean Renfree	<i>(-47-3,131)</i>	2010	3,084
7. Anthony Boone	<i>(375-2,700)</i>	2014	3,075
8. Sean Renfree	<i>(-50-3,113)</i>	2012	3,063
9. Daniel Jones	<i>(319-2,674)</i>	2018	2,993
10. Steve Slayden	<i>(44-2,924)</i>	1987	2,968
11. Ben Bennett	<i>(-136-3,086)</i>	1983	2,950
12. Ben Bennett	<i>(-148-3,033)</i>	1982	2,885
13. Dave Brown	<i>(57-2,794)</i>	1991	2,851

Most Total Offensive Yards Per Game, Season

1. Anthony Dilweg	<i>(3,713-11)</i>	1988	337.55
2. Steve Slayden	<i>(2,968-10)</i>	1987	296.80
3. Thomas Sirk	<i>(3,428-12)</i>	2015	285.67
4. Thaddeus Lewis	<i>(3,378-12)</i>	2009	281.50
5. Daniel Jones	<i>(3,322-12)</i>	2016	276.83
6. Daniel Jones	<i>(2,993-11)</i>	2018	272.09
7. Ben Bennett	<i>(2,950-11)</i>	1983	268.18
8. Ben Bennett	<i>(2,885-11)</i>	1982	262.27

Most Total Offensive Yards, Career (Rush-Pass)

1. Thaddeus Lewis	<i>(-78-10,065)</i>	2006-09	9,987
2. Daniel Jones	<i>(1,323-8,201)</i>	2016-18	9,524
3. Sean Renfree	<i>(-167-9,465)</i>	2009-12	9,298
4. Spence Fischer	<i>(89-9,019)</i>	1992-95	9,108
5. Ben Bennett	<i>(-553-9,614)</i>	1980-83	9,061
6. Steve Slayden	<i>(125-8,004)</i>	1984-87	8,129
7. Anthony Boone	<i>(800-5,789)</i>	2011-14	6,589
8. Leo Hart	<i>(151-6,116)</i>	1968-70	6,267
9. Dave Brown	<i>(53-5,717)</i>	1989-91	5,770
10. Mike Dunn	<i>(1,919-3,511)</i>	1975-78	5,530

Most Total Offensive Yards Per Game, Career

1. Daniel Jones	<i>(9,524-36)</i>	2016-18	264.56
2. Sean Renfree	<i>(9,298-41)</i>	2009-12	226.78
3. Spence Fischer	<i>(9,108-42)</i>	1992-95	216.86
4. Ben Bennett	<i>(9,061-42)</i>	1980-83	215.74
5. Dave Brown	<i>(5,770-27)</i>	1984-87	213.70

Most Total Offensive Plays, Game (Rush-Pass)

1. Steve Slayden	<i>(11-62)</i>	73 vs. N.C. State, 1987
2. Daniel Jones	<i>(15-54)</i>	69 vs. North Carolina, 2018
3. Daniel Jones	<i>(19-48)</i>	67 vs. Wake Forest, 2016
4. Anthony Dilweg	<i>(9-57)</i>	66 vs. Maryland, 1988
D. Bryant	<i>(13-53)</i>	66 vs. N.C. State, 2001
6. Ben Bennett	<i>(3-62)</i>	65 vs. Wake Forest, 1980
Thomas Sirk	<i>(13-52)</i>	65 vs. Miami, 2015
8. Spence Fischer	<i>(7-57)</i>	64 vs. North Carolina, 1994
D. Bryant	<i>(8-56)</i>	64 vs. Clemson, 2001
Daniel Jones	<i>(14-50)</i>	64 vs. Miami, 2016
11. Spence Fischer	<i>(7-56)</i>	63 vs. Virginia, 1995
12. Thaddeus Lewis	<i>(12-50)</i>	62 vs. N.C. State, 2009
Sean Renfree	<i>(3-59)</i>	62 vs. Miami, 2012
Daniel Jones	<i>(8-54)</i>	62 vs. Virginia, 2016

Most Total Offensive Plays, Season (Rush-Pass)

1. Daniel Jones	<i>(161-453)</i>	2017	614
2. Thomas Sirk	<i>(163-427)</i>	2015	590
3. Daniel Jones	<i>(141-430)</i>	2016	571
4. Anthony Boone	<i>(94-453)</i>	2014	547
5. Anthony Dilweg	<i>(55-484)</i>	1988	539
6. Thaddeus Lewis	<i>(86-449)</i>	2009	535
7. Dave Brown	<i>(90-437)</i>	1991	527
8. Ben Bennett	<i>(57-469)</i>	1983	526
9. Quentin Harris	<i>(160-357)</i>	2019	517
10. Sean Renfree	<i>(51-464)</i>	2010	515

Most Total Offensive Plays Per Game, Season

1. Steve Slayden	<i>(494-10)</i>	1987	49.40
2. Thomas Sirk	<i>(590-12)</i>	2015	49.17
3. Anthony Dilweg	<i>(539-11)</i>	1988	49.00
4. Dave Brown	<i>(527-11)</i>	1991	47.91
5. Ben Bennett	<i>(526-11)</i>	1983	47.82

Most Total Offensive Plays, Career (Rush-Pass)

1. Thaddeus Lewis	<i>(350-1,510)</i>	2006-09	1,860
2. Daniel Jones	<i>(406-1,275)</i>	2016-18	1,681
3. Spence Fischer	<i>(243-1,369)</i>	1992-95	1,612
4. Ben Bennett	<i>(207-1,375)</i>	1980-83	1,582
5. Steve Slayden	<i>(342-1,204)</i>	1984-87	1,546
6. Sean Renfree	<i>(153-1,389)</i>	2009-12	1,542
7. Leo Hart	<i>(314-877)</i>	1968-70	1,191
8. Anthony Boone	<i>(230-923)</i>	2011-14	1,153
9. Mike Dunn	<i>(595-540)</i>	1975-78	1,135
10. Dave Brown	<i>(147-845)</i>	1989-91	992

Most Total Offensive Plays Per Game, Career

1. Daniel Jones	<i>(1,681-36)</i>	2016-18	46.69
2. Thaddeus Lewis	<i>(1,860-47)</i>	2006-09	39.57
3. Steve Slayden	<i>(1,546-40)</i>	1984-87	38.65
4. Leo Hart	<i>(1,191-31)</i>	1968-70	38.42
5. Spence Fischer	<i>(1,369-42)</i>	1992-95	38.38
6. Sean Renfree	<i>(1,542-41)</i>	2009-12	37.61

SCORING RECORDS

Most Points, Game

1.	Tom Powers (6 TD)	36 vs. Richmond, 1950
2.	Winston Siegfried (4 TD, 2 PAT)	26 vs. N.C. State, 1941
	Wray Carlton (4 TD, 2 PAT)	26 vs. Virginia, 1957
	Mike Dunn (4 TD, 1 PAT)	26 vs. North Carolina, 1976
5.	Tom Davis (4 TD)	24 vs. N.C. State, 1942
	Tony Benjamin (4 TD)	24 vs. Wake Forest, 1975
	Robert Baldwin (4 TD)	24 vs. Maryland, 1994
	Corey Thomas (4 TD)	24 vs. Georgia Tech, 1997
	Justin Boyle (4 TD)	24 vs. Vanderbilt, 2006
	Eron Riley (4 TD)	24 vs. Navy, 2007
	Brandon Connette (4 TD)	24 vs. Miami, 2013
12.	Red Smith (3 TD, 4 PAT)	22 vs. North Carolina, 1952
13.	Tielor Robinson (3 TD, 1 PAT)	20 vs. N. Carolina, 2006

Most Points, Season

1.	Ross Martin (26 FG, 42 PAT)	2015	120
2.	Ross Martin (19 FG, 50 PAT)	2014	107
3.	Ross Martin (20 FG, 46 PAT)	2012	106
4.	Clarkston Hines (17 TD, 1 PAT)	1989	104
5.	Ross Martin (13 FG, 58 PAT)	2013	97
6.	Will Snyderwine (21 FG, 32 PAT)	2010	95
7.	Winston Siegfried (14 TD, 1 PAT)	1941	86
8.	Brandon Connette (14 TD)	2013	84
	Austin Parker (17 FG, 33 PAT)	2017	84
10.	Mike Dunn (13 TD, 1 PAT)	1976	80

Most Points Per Game, Season

1.	Clarkston Hines (104-11)	1989	9.45
2.	Ross Martin (120-13)	2015	9.23
3.	Winston Siegfried (80-9)	1941	8.89
4.	Ross Martin (107-13)	2014	8.23
5.	Ross Martin (106-13)	2012	8.15

Most Points, Career

1.	Ross Martin (78 FG, 196 PAT)	2012-15	430
2.	Sims Lenhardt (55 FG, 75 PAT)	1996-99	240
3.	Clarkston Hines (38 TD, 3 PAT)	1986-89	234
4.	Will Snyderwine (46 FG, 84 PAT)	2009-11	222
5.	Randy Gardner (33 FG, 122 PAT)	1989-92	221
6.	Tom Cochran (36 FG, 90 PAT)	1992-95	198
7.	Brandon Connette (32 TD, 1 PAT)	2010-13	194
8.	Doug Peterson (37 FG, 82 PAT)	1986-88	193
9.	Tom Davis (28 TD)	1941-44	168
	Scott McKinney (32 FG, 72 PAT)	1978-81	168
	Jamison Crowder (28 TD)	2011-14	168
12.	Brent Garber (34 FG, 60 PAT)	2000-03	162
13.	Chris Douglas (26 TD)	2000-03	156
	Shaun Wilson (26 TD)	2014-17	156
15.	Ken Harper (31 FG, 58 PAT)	1982-85	151

Most Points Per Game, Career (150 points)

1.	Ross Martin (430-53)	2012-15	8.11
2.	Will Snyderwine (222-35)	2009-11	6.34
3.	Sims Lenhardt (240-40)	1996-99	6.00
4.	Doug Peterson (193-33)	1986-88	5.85
5.	Clarkston Hines (234-44)	1986-89	5.32

Touchdown Responsibility, Game (Rush-Pass)

1.	Tom Powers (6-0)	6 vs. Richmond, 1950
	Steve Slayden (0-6)	6 vs. Georgia Tech, 1987
	Thaddeus Lewis (1-5)	6 vs. N.C. State, 2009
	Brandon Connette (2-4)	6 vs. Pittsburgh, 2013
	Daniel Jones (1-5)	6 vs. Temple, 2018
6.	Dave Brown (1-4)	5 vs. Wake Forest, 1989
	Thaddeus Lewis (1-4)	5 vs. Navy, 2007
	Brandon Connette (2-3)	5 vs. Troy, 2013
	Brandon Connette (4-1)	5 vs. Miami, 2013
	Quentin Harris (1-4)	5 vs. North Carolina A&T, 2019

Touchdown Responsibility, Season (Rush-Pass)

1.	Brandon Connette (14-13)	2013	27
2.	Anthony Dilweg (2-24)	1988	26
3.	Dave Brown (5-20)	1991	25
	Daniel Jones (3-22)	2018	25
5.	Thaddeus Lewis (4-20)	2009	24
	Anthony Boone (5-19)	2014	24
	Thomas Sirk (8-16)	2015	24
8.	Steve Slayden (3-20)	1987	23
	Thaddeus Lewis (2-21)	2007	23
	Daniel Jones (7-16)	2016	23
	Quentin Harris (7-16)	2019	23

Touchdown Responsibility, Career (Rush-Pass)

1.	Thaddeus Lewis (9-67)	2006-09	76
2.	Daniel Jones (17-52)	2016-18	69
3.	Sean Renfree (9-51)	2009-12	60
4.	Ben Bennett (2-55)	1980-83	57
5.	Steve Slayden (8-48)	1984-87	56
6.	Spence Fischer (7-48)	1992-95	55
7.	Anthony Boone (16-38)	2011-14	54
8.	Dave Brown (7-42)	1989-91	49
9.	Brandon Connette (31-16)	2010-13	47

TD Responsibility, 2 Consecutive Games (Rush-Pass)

1.	Brandon Connette, 2013 (2-4 vs. Pitt; 2-3 vs. Troy)	11
2.	Dave Brown, 1989 (1-4 vs. WF; 0-4 vs. NCS)	9
	Quentin Harris, 2019 (1-4 vs. NCA&T; 0-4 vs. MTSU)	9

TD Responsibility, 3 Consecutive Games

1.	Steve Slayden, 1987 (0-6 vs. GT; 1-1 vs. WF; 1-3 vs. NCS)	12
	Dave Brown, 1989 (1-4 vs. WF; 0-4 vs. NCS; 0-3 vs. UNC)	12
	Brandon Connette, 2013 (1-0 vs. GT; 2-4 vs. Pitt; 2-3 vs. Troy)	12
	Quentin Harris, 2019 (1-4 vs. NCA&T; 0-4 vs. MTSU; 1-2 vs. VT)	12
5.	Thaddeus Lewis, 2007 (1-4 vs. NAVY; 0-2 vs. MIA; 0-4 vs. WF)	11
	Thaddeus Lewis, 2009 (1-2 vs. NCCU; 0-2 vs. VT; 1-5 vs. NCS)	11

150-POINT SCORERS

1. Ross Martin

Year	TD	PAT ¹	PAT ²	FG	Pts
2012	0	46-47	0	20-23	106
2013	0	58-58	0	13-19	97
2014	0	50-50	0	19-21	107
2015	0	42-42	0	26-30	120
Total	0	196-197	0	78-93	430

5. Randy Gardner

Year	TD	PAT ¹	PAT ²	FG	Pts
1989	0	36-39	0	9-16	63
1990	0	26-27	0	10-13	56
1991	0	28-29	0	7-12	49
1992	0	32-32	0	7-16	53
Total	0	122-127	0	33-57	221

19. Tom Davis

Year	TD	PAT ¹	PAT ²	FG	Pts
1941	7	0-0	0	0-0	42
1942	9	0-0	0	0-0	54
1943	4	0-0	0	0-0	24
1944	8	0-0	0	0-0	48
Total	28	0-0	0	0-0	168

113. Chris Douglas

Year	TD	PAT ¹	PAT ²	FG	Pts
2000	7	0-0	0	0-0	42
2001	8	0-0	0	0-0	48
2002	5	0-0	0	0-0	30
2003	6	0-0	0	0-0	36
Total	26	0-0	0	0-0	156

2. Sims Lenhardt

Year	TD	PAT ¹	PAT ²	FG	Pts
1996	0	15-18	0	9-15	42
1997	0	22-22	0	16-20	70
1998	0	21-21	0	16-22	69
1999	0	17-17	0	14-18	59
Total	0	75-78	0	55-75	240

6. Tom Cochran

Year	TD	PAT ¹	PAT ²	FG	Pts
1992	0	0-0	0	0-0	0
1993	0	21-23	0	9-17	48
1994	0	37-40	0	13-22	76
1995	0	32-33	0	14-18	74
Total	0	90-96	0	36-57	198

19. Scott McKinney

Year	TD	PAT ¹	PAT ²	FG	Pts
1978	0	5-7	0	7-11	26
1979	0	17-17	0	7-12	38
1980	0	28-28	0	6-9	46
1981	0	22-23	0	12-20	58
Total	0	72-75	0	32-52	168

113. Shaun Wilson

Year	TD	PAT ¹	PAT ²	FG	Pts
2014	6	0-0	0	0-0	36
2015	5	0-0	0	0-0	30
2016	5	0-0	0	0-0	30
2017	10	0-0	0	0-0	60
Total	26	0-0	0	0-0	156

3. Clarkston Hines

Year	TD	PAT ¹	PAT ²	FG	Pts
1986	0	0-0	0	0-0	0
1987	11	0-0	0	0-0	66
1988	10	0-0	2	0-0	64
1989	17	0-0	1	0-0	104
Total	38	0-0	3	0-0	234

7. Brandon Connette

Year	TD	PAT ¹	PAT ²	FG	Pts
2010	8	0-0	1	0-0	50
2011	1	0-0	0	0-0	6
2012	9	0-0	0	0-0	54
2013	14	0-0	0	0-0	84
Total	32	0-0	1	0-0	194

19. Jamison Crowder

Year	TD	PAT ¹	PAT ²	FG	Pts
2011	1	0-0	0	0-0	6
2012	8	0-0	0	0-0	48
2013	11	0-0	0	0-0	66
2014	8	0-0	0	0-0	48
Total	28	0-0	0	0-0	168

15. Ken Harper

Year	TD	PAT ¹	PAT ²	FG	Pts
1982	0	4-8	0	2-6	10
1983	0	26-28	0	10-18	56
1984	0	9-9	0	13-16	48
1985	0	19-23	0	6-16	37
Total	0	58-68	0	31-56	151

4. Will Snyderwine

Year	TD	PAT ¹	PAT ²	FG	Pts
2009	0	24-24	0	17-20	75
2010	0	32-32	0	21-24	95
2011	0	28-28	0	8-17	52
Total	0	84-84	0	46-61	222

8. Doug Peterson

Year	TD	PAT ¹	PAT ²	FG	Pts
1986	0	14-18	0	10-13	44
1987	0	34-36	0	15-22	79
1988	0	34-35	0	12-16	70
Total	0	82-89	0	37-51	193

12. Brent Garber

Year	TD	PAT ¹	PAT ²	FG	Pts
2000	0	16-18	0	7-12	37
2001	0	18-20	0	6-9	36
2002	0	21-23	0	14-26	63
2003	0	5-5	0	7-12	26
Total	0	60-66	0		

PLACEKICKING RECORDS

Most PATs, Game

1.	Bob Gantt	9 vs. N.C. State, 1943
2.	Mike Souchak	8 vs. Richmond, 1949
	Collin Wareham	8 vs. Temple, 2018
4.	Vince Fusco	7 vs. Wake Forest, 1975
	Randy Gardner	7 vs. Wake Forest, 1989
	Randy Gardner	7 vs. Western Carolina, 1990
	Nick Maggio	7 vs. N.C. Central, 2009
	Will Snyderwine	7 vs. N.C. State, 2009
	Ross Martin	7 vs. Pittsburgh, 2013
	Ross Martin	7 vs. Elon, 2014
	Ross Martin	7 vs. N.C. Central, 2015
	AJ Reed	7 vs. N.C. Central, 2016
	Austin Parker	7 vs. N.C. Central, 2017
	Collin Wareham	7 vs. N.C. Central, 2018
	Charlie Ham	7 vs. Kansas, 2021

Most PATs, Season

1.	Ross Martin	2013	58
2.	Ross Martin	2014	50
3.	Collin Wareham	2018	49
4.	Ross Martin	2012	46
5.	Ross Martin	2015	42
6.	Bob Gantt	1943	41
7.	Tom Cochran	1994	37
	AJ Reed	2016	37
9.	Randy Gardner	1989	36
10.	Doug Peterson	1987	34
	Doug Peterson	1988	34
	AJ Reed	2019	34

Most PATs, Career

1.	Ross Martin	2012-15	196
2.	Randy Gardner	1989-92	122
3.	Tom Cochran	1993-95	90
4.	Will Snyderwine	2009-11	84
5.	Doug Peterson	1993-95	82
6.	Bob Gantt	1942-43, 46	78
7.	Mike Souchak	1948-50	76
8.	Sims Lenhardt	1996-99	75
9.	Scott McKinney	1978-81	72
10.	AJ Reed	2016-19	71
11.	Charlie Ham	2019-Pres.	62
12.	Brent Garber	2000-03	60

Most PATs Attempted, Game

1.	Bob Gantt	10 vs. N.C. State, 1943
	Mike Souchak	10 vs. Richmond, 1949
3.	Collin Wareham	8 vs. N.C. Central, 2018
	Collin Wareham	8 vs. Temple, 2018
5.	Vince Fusco	7 vs. Wake Forest, 1975
	Randy Gardner	7 vs. Wake Forest, 1989
	Randy Gardner	7 vs. Western Carolina, 1990
	Tom Cochran	7 vs. Wake Forest, 1994
	Nick Maggio	7 vs. N.C. Central, 2009
	Will Snyderwine	7 vs. N.C. State, 2009
	Ross Martin	7 vs. Pittsburgh, 2013
	Ross Martin	7 vs. Elon, 2014
	Ross Martin	7 vs. N.C. Central, 2015
	AJ Reed	7 vs. N.C. Central, 2016
	Austin Parker	7 vs. N.C. Central, 2017
	Charlie Ham	7 vs. Charlotte, 2020
	Charlie Ham	7 vs. Kansas, 2021

Most PATs Attempted, Season

1.	Ross Martin	2013	58
2.	Collin Wareham	2018	51
3.	Ross Martin	2014	50
4.	Ross Martin	2012	47
5.	Bob Gantt	1943	46
6.	Ross Martin	2015	42
7.	Tom Cochran	1994	40
8.	Randy Gardner	1989	39
9.	Mike Souchak	1949	38
	AJ Reed	2016	38

Most PATs Attempted, Career

1.	Ross Martin	2012-15	197
2.	Randy Gardner	1989-92	127
3.	Tom Cochran	1993-95	96
4.	Doug Peterson	1993-95	89
5.	Mike Souchak	1948-50	88
6.	Will Snyderwine	2009-11	84
7.	Sims Lenhardt	1996-99	78
8.	Scott McKinney	1978-81	75
9.	Ken Harper	1982-85	68
10.	Brent Garber	2000-03	66

Highest PAT Percentage, Season (20)

1.	Scott McKinney (28-28)	1980	1.000
	Randy Gardner (32-32)	1992	1.000
	Sims Lenhardt (22-22)	1997	1.000
	Sims Lenhardt (21-21)	1998	1.000
	Nick Maggio (28-28)	2008	1.000
	Will Snyderwine (24-24)	2009	1.000
	Will Snyderwine (32-32)	2010	1.000
	Will Snyderwine (28-28)	2011	1.000
	Ross Martin (58-58)	2013	1.000
	Ross Martin (42-42)	2015	1.000
	AJ Reed (34-34)	2019	1.000
	Charlie Ham (32-32)	2021	1.000

Highest PAT Percentage, Career (40)

1.	Nick Maggio (50-50)	2007-10	1.000
	Will Snyderwine (84-84)	2009-11	1.000
3.	Ross Martin (196-197)	2012-15	.995
4.	AJ Reed (71-72)	2016-19	.986
5.	Charlie Ham (62-64)	2019-Pres.	.969
6.	Sims Lenhardt (75-78)	1996-99	.9615
7.	Collin Wareham (49-51)	2014-18	.9608
8.	Randy Gardner (122-127)	1989-92	.9606
9.	Scott McKinney (72-75)	1978-81	.9600
10.	Tom Cochran (90-96)	1993-95	.938
11.	Doug Peterson (82-89)	1993-95	.921
12.	Brent Garber (60-66)	2000-03	.909
13.	Mike Souchak (76-88)	1948-50	.864

Most Consecutive PATs Made

1.	Ross Martin	2012-15	152
2.	Will Snyderwine	2009-11	84
3.	Sims Lenhardt	1996-99	62
4.	Randy Gardner	1991-92	59
5.	AJ Reed	2016-19	58
6.	Nick Maggio	2007-10	50
7.	Scott McKinney	1978-81	49
8.	Randy Gardner	1989-90	46
	Charlie Ham	2019-Pres.	46
10.	Ross Martin	2012	44
11.	Collin Wareham	2018	38
12.	Tom Cochran	1993-94	35
13.	Ken Harper	1983-85	34

Most Field Goals, Game

1.	Vince Fusco	6 vs. Clemson, 1976
2.	Doug Peterson	5 vs. Maryland, 1987
	Will Snyderwine	5 vs. Virginia, 2009
4.	David Wright	4 vs. Florida, 1971
	John Tolish	4 vs. Wake Forest, 1982
	Doug Peterson	4 vs. Vanderbilt, 1986
	Tom Cochran	4 vs. Maryland, 1993
	Sims Lenhardt	4 vs. Navy, 1997
	Sims Lenhardt	4 vs. Wake Forest, 1998
	Sims Lenhardt	4 vs. Vanderbilt, 1998
	Sims Lenhardt	4 vs. Northwestern, 1999
	Will Snyderwine	4 vs. Virginia Tech, 2009
	Ross Martin	4 vs. North Carolina, 2012

Most Field Goals, Season

1.	Ross Martin	2015	26
2.	Will Snyderwine	2010	21
3.	Ross Martin	2012	20
4.	Ross Martin	2014	19
5.	Will Snyderwine	2009	17
	Austin Parker	2017	17
7.	Sims Lenhardt	1997	16
	Sims Lenhardt	1998	16
9.	Doug Peterson	1987	15
	AJ Reed	2019	15
11.	Tom Cochran	1995	14
	Sims Lenhardt	1999	14
	Brent Garber	2002	14
	Charlie Ham	2021	14

Most Field Goals, Career

1.	Ross Martin	2012-15	78
2.	Sims Lenhardt	1996-99	55
3.	Will Snyderwine	2009-11	46
4.	Doug Peterson	1986-88	37
5.	Tom Cochran	1993-95	36
6.	Brent Garber	2000-03	34
7.	Randy Gardner	1989-92	33
8.	Scott McKinney	1978-81	32
9.	Ken Harper	1982-85	31
10.	Charlie Ham	2019-Pres.	27
11.	Vince Fusco	1975-76	21
12.	Matt Brooks	2001-04	19
13.	AJ Reed	2016-19	18
14.	Austin Parker	2016-19	17
15.	William Reynolds	1960-62	15
	Nick Maggio	2007-10	15

Highest Field Goal Percentage, Season (16 att.)

1.	Ross Martin (19-21)	2014	.905
2.	Will Snyderwine (21-24)	2010	.875
3.	Ross Martin (20-23)	2012	.870
4.	Ross Martin (26-30)	2015	.867
5.	Will Snyderwine (17-20)	2009	.850
6.	AJ Reed (15-18)	2019	.833
7.	Ken Harper (13-16)	1984	.813
8.	Austin Parker (17-21)	2017	.810
9.	Sims Lenhardt (16-20)	1997	.800
10.	Tom Cochran (14-18)	1995	.778
	Sims Lenhardt (14-18)	1999	.778

Highest Field Goal Percentage, Career (25 att.)

1.	Ross Martin (78-93)	2012-15	.839
2.	Charlie Ham (27-35)	2019-Pres.	.771
3.	Will Snyderwine (46-61)	2009-11	.754
4.	Sims Lenhardt (55-75)	1996-99	.733
5.	Doug Peterson (37-51)	1986-88	.726
6.	Matt Brooks (19-28)	2001-04	.679
7.	AJ Reed (18-28)	2016-19	.643
8.	Tom Cochran (36-57)	1993-95	.632
9.	Scott McKinney (32-52)	1978-81	.615
10.	William Reynolds (15-25)	1960-62	.600
11.	Vince Fusco (21-36)	1975-76	.583

Most Field Goals Attempted, Game

1.	Vince Fusco	7 vs. Clemson, 1976
	Tom Cochran	7 vs. N.C. State, 1994
3.	Doug Peterson	6 vs. Maryland, 1987
4.	David Wright	5 vs. Florida, 1971
	Sims Lenhardt	5 vs. Wake Forest, 1998
	Will Snyderwine	5 vs. Virginia, 2009
	Ross Martin	5 vs. Virginia Tech, 2014
	Ross Martin	5 vs. Virginia Tech, 2015

Most Field Goals Attempted, Season

1.	Ross Martin	2015	30
2.	Brent Garber	2002	26
3.	Will Snyderwine	2010	24
4.	Ross Martin	2012	23
5.	Doug Peterson	1987	22
	Tom Cochran	1994	22
	Sims Lenhardt	1998	22
8.	Ross Martin	2014	21
	Austin Parker	2017	21
10.	Vince Fusco	1976	20
	Scott McKinney	1981	20
	Sims Lenhardt	1997	20
	Will Snyderwine	2009	20
	Charlie Ham	2021	20

Most Field Goals Attempted, Career

1.	Ross Martin	2012-15	93
2.	Sims Lenhardt	1996-99	75
3.	Will Snyderwine	2009-11	61
4.	Brent Garber	2000-03	59
5.	Randy Gardner	1989-92	57
	Tom Cochran	1993-95	57
7.	Ken Harper	1982-85	56
8.	Scott McKinney	1978-81	52
9.	Doug Peterson	1986-88	51
10.	Vince Fusco	1975-76	36
11.	Charlie Ham	2019-Pres.	35
12.	Matt Brooks	2001-04	28
	AJ Reed	2016-19	28
14.	William Reynolds	1960-62	25
15.	Nick Maggio	2007-10	23

Most Consecutive Field Goals Made

1.	Will Snyderwine	2010	18
2.	Sims Lenhardt	1998-99	15
	Ross Martin	2014	15
	Ross Martin	2014-15	15
5.	Ross Martin	2012	13
6.	Will Snyderwine	2009	12

Most 50+ Field Goals, Game

1.	Sims Lenhardt	2 vs. Vanderbilt, 1998
	Ross Martin	2 vs. Virginia Tech, 2013

Most 50+ Field Goals, Season

1.	Sims Lenhardt	1998	4
	Ross Martin	2015	4
3.	Brent Garber	2002	3
4.	Matt Brooks	2004	2
	Joe Surgan	2008	2
	Ross Martin	2012	2
	Ross Martin	2013	2
	AJ Reed	2019	2
8.	Nine tied with		1
	last by Charlie Ham	2021	

Most 50+ Field Goals, Career

1.	Ross Martin	2012-15	8
2.	Sims Lenhardt	1996-99	6
3.	Brent Garber	2000-03	4
4.	Matt Brooks	2001-04	2
	Joe Surgan	2005-08	2
	Will Snyderwine	2009-11	2
	AJ Reed	2016-19	2

50-Yard Field Goals, Date

1.	David Wright	51 vs. N.C. State, 1970
2.	Vince Fusco	57 vs. Clemson, 1976
3.	Doug Peterson	55 vs. North Carolina, 1987
4.	Sims Lenhardt	50 vs. Navy, 1997
5.	Sims Lenhardt	51 vs. Florida State, 1998
6.	Sims Lenhardt	50 vs. Georgia Tech, 1998
7.	Sims Lenhardt (20)	54 vs. Vanderbilt, 1998
8.	Sims Lenhardt (30)	53 vs. Vanderbilt, 1998
9.	Sims Lenhardt	50 vs. N.C. State, 1999
10.	Brent Garber	56 vs. East Carolina, 2002
11.	Brent Garber	52 vs. N.C. State, 2002
12.	Brent Garber	50 vs. Navy, 2002
13.	Brent Garber	54 vs. Tennessee, 2003
14.	Matt Brooks	53 vs. Clemson, 2004
15.	Matt Brooks	51 vs. North Carolina, 2004
16.	Joe Surgan	52 vs. Navy, 2008
17.	Joe Surgan	53 vs. North Carolina, 2008
18.	Will Snyderwine	51 vs. Wake Forest, 2009
19.	Will Snyderwine	52 vs. Georgia Tech, 2010
20.	Ross Martin	50 vs. Georgia Tech, 2012
21.	Ross Martin	52 vs. Cincinnati, 2012
22.	Ross Martin (20)	51 vs. Virginia Tech, 2013
23.	Ross Martin (20)	53 vs. Virginia Tech, 2013
24.	Ross Martin	53 vs. Boston College, 2015
25.	Ross Martin	51 vs. Pittsburgh, 2015
26.	Ross Martin	51 vs. Wake Forest, 2015
27.	Ross Martin	52 vs. Indiana, 2015
28.	AJ Reed	50 vs. North Carolina A&T, 2019
29.	AJ Reed	51 vs. Syracuse, 2019
30.	Charlie Ham	50 vs. Northwestern, 2021

50-Yard Field Goals, Length

1.	Vince Fusco	57 vs. Clemson, 1976
2.	Brent Garber	56 vs. East Carolina, 2002
3.	Doug Peterson	55 vs. North Carolina, 1987
4.	Sims Lenhardt	54 vs. Vanderbilt, 1998
	Brent Garber	54 vs. Tennessee, 2003
6.	Sims Lenhardt	53 vs. Vanderbilt, 1998
	Matt Brooks	53 vs. Clemson, 2004
	Joe Surgan	53 vs. North Carolina, 2008
	Ross Martin	53 vs. Virginia Tech, 2013
	Ross Martin	53 vs. Boston College, 2015
11.	Brent Garber	52 vs. N.C. State, 2002
	Joe Surgan	52 vs. Navy, 2008
	Will Snyderwine	52 vs. Georgia Tech, 2010
	Ross Martin	52 vs. Cincinnati, 2012
	Ross Martin	52 vs. Indiana, 2015
16.	David Wright	51 vs. N.C. State, 1970
	Sims Lenhardt	51 vs. Florida State, 1998
	Matt Brooks	51 vs. North Carolina, 2004
	Will Snyderwine	51 vs. Wake Forest, 2009
	Ross Martin	51 vs. Virginia Tech, 2013
	Ross Martin	51 vs. Pittsburgh, 2015
	Ross Martin	51 vs. Wake Forest, 2015
	AJ Reed	51 vs. Syracuse, 2019
23.	Sims Lenhardt	50 vs. Navy, 1997
	Sims Lenhardt	50 vs. Georgia Tech, 1998
	Sims Lenhardt	50 vs. N.C. State, 1999
	Brent Garber	50 vs. Navy, 2002
	Ross Martin	50 vs. Georgia Tech, 2012
	AJ Reed	50 vs. North Carolina A&T, 2019
	Charlie Ham	50 vs. Northwestern, 2021

SCORING RETURN RECORDS

Most Kickoff Returns For TD, Game

1.	^{NCAA} Damond Philyaw-Johnson ^{1,2}	2
	98 & 97 vs. Wake Forest, 2019	
2.	31 tied with	1
	last by Jaylen Stinson 94 vs. Miami, 2021	

Most Kickoff Returns for TD, Season

1.	DeVon Edwards	2015	3
2.	Randy Jones	1990	2
	DeVon Edwards	2013	2
	Damond Philyaw-Johnson	2019	2
	Jaylen Stinson	2021	2

Most Kickoff Returns for TD, Career

1.	DeVon Edwards	2013-16	6
2.	Randy Jones	1987-90	3
3.	Leroy Gallman	1990-93	2
	Shaun Wilson	2014-17	2
	Damond Philyaw-Johnson	2018-21	2
	Jaylen Stinson	2020-Present	2

Most Punt Returns For TD, Game

1.	53 tied with	1
	last by Dorian Mausi 32 yds vs. Georgia Tech, 2019	

Most Punt Returns for TD, Season

1.	Elmore Hackney	1937	2
	Jay Wilkinson	1961	2
	Jamison Crowder	2013	2
	Jamison Crowder	2014	2

Most Punt Returns for TD, Career

1.	Jamison Crowder	2011-14	4
2.	Elmore Hackney	1935-37	3
	Jay Wilkinson	1961-63	3
4.	Ernie Jackson	1969-71	2
	Rodney Dickerson	1984-87	2
	Ronnie Hamilton	1998-01	2

Notes:

^{NCAA} NCAA single-game record

1. Tied with 24 others with two touchdowns from kickoff returns in the same game
2. Tied with Clemson's Justin Miller when he scored 2 against Florida State in 2004 to be the only ACC players to score two touchdowns off of kickoff returns

Most Fumble Returns For TD, Game

1.	21 tied with	1
	last by Shaka Heyward at Georgia Tech, 2020	

Most Fumble Returns for TD, Season

1.	John Zuanich	1994	2
	Vincent Rey	2008	2

Most Fumble Returns for TD, Career

1.	Vincent Rey	2006-09	3
2.	John Zuanich	1992-95	2

Most Blocked FG Returns For TD, Game

1.	Kenneth Stanford (70)	1 vs. North Carolina, 2004
	Ross Cockrell (75)	1 vs. FIU, 2012

Most Blocked FG Returns For TD, Season

1.	Kenneth Stanford	2004	1
	Ross Cockrell	2012	1

Most Blocked FG Returns For TD, Career

1.	Kenneth Stanford	2001-04	1
	Ross Cockrell	2010-13	1

Most Interception Returns For TD, Game

1.	Leon Wright	2 vs. Army West Point, 2009
	DeVon Edwards	2 vs. N.C. State, 2013

Most Interception Returns for TD, Season

1.	Gordon Carver	1945	2
	Ernie Jackson	1971	2
	Wyatt Smith	1989	2
	John Talley	2004	2
	Leon Wright	2009	2
	DeVon Edwards	2013	2
	Bryon Fields Jr.	2017	2

Most Interception Returns for TD, Career

1.	Bryon Fields Jr.	2014-17	4
2.	Wyatt Smith	1988-91	3
	John Talley	2003-06	3
4.	Jack Alexander	1933-35	2
	Gordon Carver	1942-45	2
	Jack Wilson	1959-61	2
	Ernie Jackson	1969-71	2
	Dennis Tabron	1978-81	2
	Leon Wright	2006-09	2
	DeVon Edwards	2013-16	2

Most Defensive PAT Returns, Game

1.	Tawambi Settles (<i>Blocked PAT; 60</i>)	1 vs. Florida St., 1995
	Lamar Grant (<i>Interception; 100</i>)	1 vs. Maryland, 1996
	Kyler Brown (<i>Interception; 98</i>)	1 vs. FIU, 2012

Most Defensive PAT Returns, Season

1.	Tawambi Settles	1995	1
	Lamar Grant	1996	1
	Kyler Brown	2012	1
	Jeremiah Lewis	2020	1

Most Defensive PAT Returns, Career

1.	Tawambi Settles	1995	1
	Lamar Grant	1996	1
	Kyler Brown	2012	1
	Jeremiah Lewis	2020	1

RETURNS FOR TOUCHDOWNS

Kickoff Returns for TDs, Date

1.	Lowell Mason	88 vs. Washington & Lee, 1931
2.	Harwood Smith	95 vs. Wake Forest, 1935
3.	Elmore Hackney	61 vs. South Carolina, 1935
4.	Ed West	67 vs. Clemson, 1935
5.	Ace Parker	105 vs. North Carolina, 1936
6.	Tom Powers	93 vs. North Carolina, 1949
7.	Herbert Field	92 vs. Virginia Tech, 1950
8.	Bernie Blaney	97 vs. Pittsburgh, 1956
9.	Troy Slade	94 vs. North Carolina, 1973
10.	Cedric Jones	97 vs. Wake Forest, 1979
11.	Greg Boone	100 vs. Tennessee, 1982
12.	Quinton McCracken	96 vs. Clemson, 1988
13.	Randy Jones	93 vs. Georgia Tech, 1988
14.	Leroy Gallman	78 vs. Clemson, 1990
15.	Randy Jones	88 vs. Western Carolina, 1990
16.	Randy Jones	97 vs. Wake Forest, 1990
17.	Leroy Gallman	100 vs. Tennessee, 1993
18.	Scottie Montgomery	99 vs. Wake Forest, 1999
19.	Chris Davis	94 vs. Maryland, 2004
20.	Ronnie Drummer	100 vs. East Carolina, 2005
21.	Jabari Marshall	94 vs. Connecticut, 2007
22.	DeVon Edwards	100 vs. N.C. State, 2013
23.	DeVon Edwards	99 vs. North Carolina, 2013
24.	DeVon Edwards	99 vs. Pittsburgh, 2014
25.	DeVon Edwards	95 vs. Tulane, 2015
26.	DeVon Edwards	100 vs. Georgia Tech, 2015
27.	DeVon Edwards	94 vs. Virginia, 2015
28.	Shaun Wilson	98 vs. Indiana, 2015
29.	Shaun Wilson	96 vs. Notre Dame, 2016
30.	Damond Philyaw-Johnson	97 vs. Wake Forest, 2019
31.	Damond Philyaw-Johnson	98 vs. Wake Forest, 2019
32.	Jaylen Stinson	86 vs. Pittsburgh, 2021
33.	Jaylen Stinson	94 vs. Miami, 2021

Kickoff Returns for TDs, Length

1.	Ace Parker	105 vs. North Carolina, 1936
2.	Greg Boone	100 vs. Tennessee, 1982
	Leroy Gallman	100 vs. Tennessee, 1993
	Ronnie Drummer	100 vs. East Carolina, 2005
	DeVon Edwards	100 vs. N.C. State, 2013
	DeVon Edwards	100 vs. Georgia Tech, 2015
7.	Scottie Montgomery	99 vs. Wake Forest, 1999
	DeVon Edwards	99 vs. North Carolina, 2013
	DeVon Edwards	99 vs. Pittsburgh, 2014
10.	Shaun Wilson	98 vs. Indiana, 2015
	Damond Philyaw-Johnson	98 vs. Wake Forest, 2019
12.	Bernie Blaney	97 vs. Pittsburgh, 1956
	Cedric Jones	97 vs. Wake Forest, 1979
	Randy Jones	97 vs. Wake Forest, 1990
	Damond Philyaw-Johnson	97 vs. Wake Forest, 2019
16.	Quinton McCracken	96 vs. Clemson, 1988
	Shaun Wilson	96 vs. Notre Dame, 2016
18.	Harwood Smith	95 vs. Wake Forest, 1935
	DeVon Edwards	95 vs. Tulane, 2015
20.	Troy Slade	94 vs. North Carolina, 1973
	Chris Davis	94 vs. Maryland, 2004
	Jabari Marshall	94 vs. Connecticut, 2007
	DeVon Edwards	94 vs. Virginia, 2015
	Jaylen Stinson	94 vs. Miami, 2021
25.	Tom Powers	93 vs. North Carolina, 1949
	Randy Jones	93 vs. Georgia Tech, 1988
27.	Herbert Field	92 vs. Virginia Tech, 1950
28.	Lowell Mason	88 vs. Washington & Lee, 1931
	Randy Jones	88 vs. Western Carolina, 1990
30.	Jaylen Stinson	86 vs. Pittsburgh, 2021
31.	Leroy Gallman	78 vs. Clemson, 1990
32.	Ed West	67 vs. Clemson, 1935
33.	Elmore Hackney	61 vs. South Carolina, 1935

Fumble Returns for TDs, Date

1.	Clyde Redding	0 vs. Tennessee, 1941
2.	Lawrence Karl	0 vs. Tennessee, 1947
3.	Ed Rushton	78 vs. Pittsburgh, 1956
4.	Donald Weisley	21 vs. West Virginia, 1966
5.	Greg Stroud	25 vs. Richmond, 1979
6.	Ray Farmer	0 vs. Vanderbilt, 1992
7.	Duane Marks	15 vs. Georgia Tech, 1992
8.	Scott Youmans	2 vs. Clemson, 1993
9.	Curtiss Bunch	0 vs. Wake Forest, 1994
10.	John Zuanich	62 vs. Wake Forest, 1994
11.	Tijan Redmon	7 vs. Florida State, 1994
12.	John Zuanich	21 vs. N.C. State, 1994
13.	Darius Clark	5 vs. Clemson, 1997
14.	Leon Wright	24 vs. Georgia Tech, 2007
15.	Vincent Rey	37 vs. Navy, 2008
16.	Vincent Rey	36 vs. North Carolina, 2008
17.	Vincent Rey	16 vs. N.C. Central, 2009
18.	Adam Banks	0 vs. N.C. State, 2009
19.	Charlie Hatcher	7 vs. Virginia, 2009
20.	August Campbell	95 vs. Boston College, 2010
21.	Jaylen Stinson	0 vs. Virginia Tech, 2020
22.	Shaka Heyward	0 at Georgia Tech, 2020

Fumble Returns for TDs, Length

1.	August Campbell	95 vs. Boston College, 2010
2.	Ed Rushton	78 vs. Pittsburgh, 1956
3.	John Zuanich	62 vs. Wake Forest, 1994
4.	Vincent Rey	37 vs. Navy, 2008
5.	Vincent Rey	36 vs. North Carolina, 2008
6.	Greg Stroud	25 vs. Richmond, 1979
7.	Leon Wright	24 vs. Georgia Tech, 2007
8.	Donald Weisley	21 vs. West Virginia, 1966
	John Zuanich	21 vs. N.C. State, 1994
10.	Vincent Rey	16 vs. N.C. Central, 2009
11.	Duane Marks	15 vs. Georgia Tech, 1992
12.	Tijan Redmon	7 vs. Florida State, 1994
	Charlie Hatcher	7 vs. Virginia, 2009
14.	Darius Clark	5 vs. Clemson, 1997
15.	Scott Youmans	2 vs. Clemson, 1993
16.	Clyde Redding	0 vs. Tennessee, 1941
	Lawrence Karl	0 vs. Tennessee, 1947
	Ray Farmer	0 vs. Vanderbilt, 1992
	Curtiss Bunch	0 vs. Wake Forest, 1994
	Adam Banks	0 vs. N.C. State, 2009
	Jaylen Stinson	0 vs. Virginia Tech, 2020
	Shaka Heyward	0 at Georgia Tech, 2020

Punt Returns for TDs, Date

1.	Earle Wentz	[^] 26 vs. VMI, 1934
2.	B.O. Cornelius	68 vs. Clemson, 1934
3.	Elmer Tarrall	[^] 14 vs. Tennessee, 1934
4.	John Johnston	66 vs. Wake Forest, 1934
5.	Woodrow Lipscomb	0 [^] vs. Clemson, 1936
6.	Elmore Hackney	52 vs. Tennessee, 1936
7.	Ace Parker	70 vs. N.C. State, 1936
8.	Bob Baskervill	[^] 0 vs. Virginia Tech, 1937
9.	Joe Brunansky	[^] 0 vs. Colgate, 1937
10.	George McAfee	92 vs. Washington & Lee, 1937
11.	Elmore Hackney	72 vs. North Carolina, 1937
12.	Elmore Hackney	55 vs. N.C. State, 1937
13.	Willard Perdue	[^] 0 vs. Pittsburgh, 1938
14.	Mike Karmazin	[^] 28 vs. VMI, 1939
15.	Bill Bailey	[^] 0 vs. North Carolina, 1939
16.	Tommy Prothro	[^] 16 vs. Wake Forest, 1940
17.	Herman Smith	[^] 2 vs. Colgate, 1940
18.	Buddy Luper	72 vs. Colgate, 1942
19.	Robert Rute	58 vs. Pittsburgh, 1942
20.	Bob Nanni	[^] 11 vs. Richmond, 1943
21.	Pat Preston	[^] 0 vs. Navy, 1943
22.	Ernie Knotts	[^] 12 vs. N.C. State, 1943
23.	George Clark	46 vs. Richmond, 1944
24.	George Clark	95 vs. Wake Forest, 1944
25.	Bill Duncan	[^] 16 vs. South Carolina, 1945
26.	George Clark	55 vs. Navy, 1946
27.	Bill Duncan	[^] 0 vs. Navy, 1948
28.	Richard Sommers	52 vs. Washington & Lee, 1952
29.	Dave Lerps	75 vs. N.C. State, 1953
30.	Floyd Bell	65 vs. N.C. State, 1958
31.	Jay Wilkinson	63 vs. Virginia, 1961
32.	Jay Wilkinson	82 vs. N.C. State, 1961
33.	John Gutekunst	76 vs. Maryland, 1963
34.	Stan Crisson	[^] 0 vs. Wake Forest, 1963
35.	Jay Wilkinson	72 vs. Wake Forest, 1963
36.	Andy Beath	49 vs. Pittsburgh, 1966
37.	Ernie Jackson	82 vs. Pittsburgh, 1969
38.	Ernie Jackson	74 vs. South Carolina, 1971
39.	Troy Slade	85 vs. Tulane, 1973
40.	Earl Cook	35 vs. Navy, 1977
41.	George Gawdun	47 vs. Navy, 1977
42.	Dennis Tabron	[^] 0 vs. Georgia Tech, 1981
43.	Rodney Dickerson	[^] 0 vs. Wake Forest, 1986
44.	Rodney Dickerson	24 vs. N.C. State, 1987
45.	Derrick Jackson	38 vs. Virginia, 1992
46.	Brad Breedlove	43 vs. Army West Point, 1993
47.	Ray Farmer	[^] 0 vs. Clemson, 1994
48.	Brian Krenzel	[^] 2 vs. North Carolina, 1997
49.	Ronnie Hamilton	84 vs. Florida State, 2000
50.	Ronnie Hamilton	68 vs. Florida State, 2001
51.	Lee Butler	65 vs. N.C. Central, 2012
52.	Tony Foster	[^] 26 vs. Cincinnati, 2012
53.	Jamison Crowder	76 vs. N.C. Central, 2013
54.	Jamison Crowder	82 vs. Pittsburgh, 2013
55.	Jamison Crowder	52 vs. Syracuse, 2014
56.	Jamison Crowder	68 vs. Arizona State, 2014
57.	Javeon Jackson	[^] 14 vs. Georgia Tech, 2019
58.	Dorian Mausi	[^] 32 at NC State, 2020

Punt Returns for TDs, Length

1.	George Clark	95 vs. Wake Forest, 1944
2.	George McAfee	92 vs. Washington & Lee, 1937
3.	Troy Slade	85 vs. Tulane, 1973
4.	Ronnie Hamilton	84 vs. Florida State, 2000
5.	Jay Wilkinson	82 vs. N.C. State, 1961
	Ernie Jackson	82 vs. Pittsburgh, 1969
	Jamison Crowder	82 vs. Pittsburgh, 2013
8.	John Gutekunst	76 vs. Maryland, 1963
	Jamison Crowder	76 vs. N.C. Central, 2013
10.	Dave Lerps	75 vs. N.C. State, 1953

Interception Returns for TDs, Date

1.	James Harton	25 vs. Kentucky, 1931
2.	Fred Crawford	72 vs. Tennessee, 1932
3.	Paul Whitener	25 vs. VMI, 1934
4.	Jack Alexander	37 vs. Wake Forest, 1934
5.	Jack Alexander	90 vs. North Carolina, 1935
6.	Bob Spangler	45 vs. Washington & Lee, 1936
7.	Carl Deane	30 vs. Columbia, 1939
8.	Steve Lach	36 vs. N.C. State, 1940
9.	George Bokinsky	43 vs. Wake Forest, 1941
10.	Benny Cittadino	16 vs. Colgate, 1942
11.	Jim Wolfe	31 vs. Colgate, 1942
12.	Al Hoover	42 vs. N.C. State, 1942
13.	Lloyd Blount	42 vs. Camp Lejeune, 1943
14.	Howard Hartley	46 vs. North Carolina, 1943
15.	Ed Sharkey	12 vs. Wake Forest, 1944
16.	Gordon Carver	88 vs. Bogue Field, 1945
17.	Howard Christner	22 vs. Bogue Field, 1945
18.	Gordon Carver	47 vs. N.C. State, 1945
19.	Benny Cittadino	15 vs. South Carolina, 1946
20.	Louis Allen	40 vs. N.C. State, 1947
21.	Thomas Hughes	15 vs. Maryland, 1947
22.	Bill Duncan	85 vs. George Washington, 1948
23.	George Skipworth	39 vs. Richmond, 1949
24.	Thomas Harris	34 vs. Tennessee, 1949
25.	Louis Viau	30 vs. Virginia Tech, 1949
26.	Robert Bickel	59 vs. Pittsburgh, 1950
27.	John Carey	49 vs. N.C. State, 1952
28.	Bill Conner	46 vs. Pennsylvania, 1954
29.	Ed Rushton	38 vs. N.C. State, 1955
30.	Johnny Long	27 vs. Virginia, 1956
31.	Bert Lattimore	36 vs. Virginia, 1956
32.	Jack Wilson	61 vs. N.C. State, 1959
33.	Jack Wilson	54 vs. Navy, 1961
34.	William Reynolds	16 vs. Wake Forest, 1962
35.	William Baird	52 vs. Wake Forest, 1962
36.	William Simpson	1 vs. Virginia, 1964
37.	John Gutekunst	83 vs. N.C. State, 1964
38.	Bob Matheson	35 vs. North Carolina, 1965
39.	Robert Foyle	33 vs. North Carolina, 1966
40.	Larry Dempsey	26 vs. North Carolina, 1966
41.	Ernie Jackson	30 vs. South Carolina, 1971
42.	Ernie Jackson	54 vs. Stanford, 1971
43.	Carl McGee	68 vs. Army West Point, 1975
44.	Bill King	44 vs. Navy, 1977
45.	Earl Cook	30 vs. South Carolina, 1977
46.	Dennis Tabron	87 vs. Clemson, 1980
47.	Dennis Tabron	10 vs. Virginia Tech, 1981
48.	Brick Johnstone	33 vs. South Carolina, 1982
49.	Wyatt Smith	16 vs. Maryland, 1989
50.	Wyatt Smith	64 vs. N.C. State, 1989
51.	Derrick Jackson	57 vs. Rutgers, 1991
52.	Wyatt Smith	55 vs. Rutgers, 1991
53.	Sean Thomas	84 vs. East Carolina, 1992
54.	Sidney Wells	25 vs. Wake Forest, 1994
55.	Alonzo Moyer	40 vs. Wake Forest, 1995
56.	Anthony Roberts	20 vs. Wake Forest, 2001
57.	Brendan Dewan	28 vs. East Carolina, 2002
58.	Malcolm Ruff	42 vs. Georgia Tech, 2003
59.	John Talley	62 vs. Connecticut, 2004
60.	John Talley	85 vs. Maryland, 2004
61.	John Talley	50 vs. Florida State, 2006
62.	Patrick Bailey	21 vs. North Carolina, 2006
63.	Jabari Marshall	42 vs. Virginia, 2008
64.	Leon Wright	51 vs. Army West Point, 2009
65.	Leon Wright	33 vs. Army West Point, 2009
66.	Lee Butler	76 vs. Stanford, 2011
67.	Ross Cockrell	32 vs. N.C. Central, 2012
68.	Jordon Byas	20 vs. Virginia Tech, 2012
69.	DeVon Edwards	25 vs. N.C. State, 2013
70.	DeVon Edwards	45 vs. N.C. State, 2013
71.	Bryon Fields Jr.	22 vs. Tulane, 2014
72.	Joseph Ajeigbe	23 vs. Tulane, 2014
73.	Bryon Fields Jr.	36 vs. Pittsburgh, 2016

74.	Bryon Fields Jr.	28 vs. N.C. Central, 2017
75.	Ben Humphreys	22 vs. Baylor, 2017
76.	Bryon Fields Jr.	61 vs. North Carolina, 2017
77.	Jeremy McDuffie	42 vs. Virginia, 2017
78.	Leonard Johnson	53 vs. Baylor, 2018

Interception Returns for TDs, Length

1.	Jack Alexander	90 vs. North Carolina, 1935
2.	Gordon Carver	88 vs. Bogue Field, 1945
3.	Dennis Tabron	87 vs. Clemson, 1980
4.	Bill Duncan	85 vs. George Washington, 1948
	John Talley	85 vs. Maryland, 2004
6.	Sean Thomas	84 vs. East Carolina, 1992
7.	John Gutekunst	83 vs. N.C. State, 1964
8.	Lee Butler	76 vs. Stanford, 2011
9.	Fred Crawford	72 vs. Tennessee, 1932
10.	Carl McGee	68 vs. Army West Point, 1975
11.	Wyatt Smith	64 vs. N.C. State, 1989
12.	John Talley	62 vs. Connecticut, 2004
13.	Jack Wilson	61 vs. N.C. State, 1959
	Bryon Fields Jr.	61 vs. North Carolina, 2017
15.	Robert Bickel	59 vs. Pittsburgh, 1950
16.	Derrick Jackson	57 vs. Rutgers, 1991
17.	Wyatt Smith	55 vs. Rutgers, 1991
18.	Jack Wilson	54 vs. Navy, 1961
	Ernie Jackson	54 vs. Stanford, 1971
20.	Leonard Johnson	53 vs. Baylor, 2018
21.	William Baird	52 vs. Wake Forest, 1962

Blocked Field Goal Returns for TD, Date

1.	Kenneth Stanford	70 vs. North Carolina, 2004
2.	Ross Cockrell	75 vs. FIU, 2012

Blocked Field Goal Returns for TD, Length

1.	Ross Cockrell	75 vs. FIU, 2012
2.	Kenneth Stanford	70 vs. North Carolina, 2004

KICKOFF RETURN RECORDS

Most Kickoff Returns, Game

1. Chris Douglas	8 vs. Florida State, 2001
Jabari Marshall	8 vs. Wake Forest, 2007
Shaun Wilson	8 vs. Pittsburgh, 2016
4. Ed Hicklin	7 vs. Clemson, 1968
Randy Jones	7 vs. Virginia, 1990
Jabari Marshall	7 vs. Virginia Tech, 2007
Desmond Scott	7 vs. Wake Forest, 2009
Jaylen Stinson	7 vs. Pittsburgh, 2021

Most Kickoff Returns, Season

1. Tijan Redmon	1995	45
2. Jabari Marshall	2006	38
Jabari Marshall	2007	38
Jamison Crowder	2011	38
5. Chris Douglas	2001	37
Shaun Wilson	2016	37
7. Chris Douglas	2000	35
8. Jaylen Stinson	2021	34
9. Troy Slade	1975	31
Jabari Marshall	2008	31

Most Kickoff Returns, Career

1. Jabari Marshall	2006-08	107
2. Chris Douglas	2000-03	84
3. Troy Slade	1973-75	83
4. Randy Jones	1987-90	81
5. DeVon Edwards	2013-16	74
6. Shaun Wilson	2014-17	67
7. Scottie Montgomery	1996-99	63
8. Stanley Monk	1984-87	59
Desmond Scott	2009-12	59
10. Quinton McCracken	1988-91	54
Tijan Redmon	1991-95	54
Richmond Flowers	1996-99	54

PUNT RETURN RECORDS

Most Punt Returns, Game

1. Elmore Hackney	11 vs. Colgate, 1936
2. Bob Spangler	10 vs. Colgate, 1938

Most Punt Returns, Season

1. Troy Slade	1973	39
Troy Slade	1974	39
3. George McAfee	1939	37
4. Bill Hanenberg	1972	35
5. Bob Spangler	1938	34
6. Fred Folger	1947	33
7. Richard Sommers	1952	31
8. Ryan Smith	2015	29
9. Jay Wilkinson	1962	28
10. Rich Searl	1970	27
Keith DuBose	1992	27

Most Punt Returns, Career

1. Troy Slade	1973-75	101
2. Jay Wilkinson	1961-63	65
Jamison Crowder	2011-14	65
4. Rich Searl	1969-71	55
5. Ronnie Hamilton	1998-01	54
6. Adam Geis	1994-97	51
Ryan Smith	2013-16	51
8. John Gutekunst	1963-65	49
9. Fred Folger	1946-48	48
10. Buddy Luper	1942-46	46
Lee Butler	2008-12	46

Most Kickoff Return Yards, Game

1. Damond Philyaw-Johnson	251 vs. Wake Forest, 2019
2. Leroy Gallman	231 vs. N.C. State, 1992
3. Chris Davis	218 vs. Maryland, 2004
4. Desmond Scott	211 vs. Wake Forest, 2009
5. Jaylen Stinson	195 vs. Pittsburgh, 2021
6. Senterrio Landrum	192 vs. Florida State, 2003
7. Jabari Marshall	191 vs. Connecticut, 2007
8. Chris Douglas	188 vs. Florida State, 2001
9. Tijan Redmon	182 vs. Georgia Tech, 1995
10. Shaun Wilson	181 vs. Pittsburgh, 2016

Most Kickoff Return Yards, Season

1. Tijan Redmon	1995	1,065
2. Jabari Marshall	2006	953
3. Jabari Marshall	2007	933
4. Shaun Wilson	2016	924
5. Jaylen Stinson	2021	818
6. Jamison Crowder	2011	814
7. Chris Douglas	2001	775
8. Chris Douglas	2000	766
9. DeVon Edwards	2014	745
10. Jabari Marshall	2008	744
10. Senterrio Landrum	2003	709

Most Kickoff Return Yards, Career

1. Jabari Marshall	2006-08	2,630
2. DeVon Edwards	2013-16	2,060
3. Randy Jones	1987-90	1,890
4. Chris Douglas	2000-03	1,759
5. Troy Slade	1973-75	1,757
6. Shaun Wilson	2014-17	1,697
7. Scottie Montgomery	1996-99	1,515
8. Tijan Redmon	1991-95	1,330
9. Leroy Gallman	1990-93	1,284
10. Quinton McCracken	1988-91	1,230

Most Punt Return Yards, Game

1. Jay Wilkinson	160 vs. N.C. State, 1961
2. Elmore Hackney	136 vs. Colgate, 1936
3. George Clark	119 vs. Wake Forest, 1944
4. Jamison Crowder	113 vs. N.C. Central, 2013
5. Bob Spangler	111 vs. Colgate, 1938
6. Jamison Crowder	109 vs. Pittsburgh, 2013
7. Troy Slade	107 vs. Tulane, 1973
8. Lee Butler	106 vs. N.C. Central, 2012
Jamison Crowder	106 vs. Syracuse, 2014

Most Punt Return Yards, Season

1. Troy Slade	1973	440
2. Buddy Luper	1942	426
3. Jamison Crowder	2013	401
4. Bill Hanenberg	1972	392
5. George McAfee	1939	365
6. George Clark	1944	335
7. Jay Wilkinson	1961	328
8. Ronnie Hamilton	2001	311
9. Keith DuBose	1992	301
10. Bob Spangler	1938	299

Most Punt Return Yards, Career

1. Troy Slade	1973-75	1,021
2. Jamison Crowder	2011-14	869
3. Jay Wilkinson	1961-63	761
4. Buddy Luper	1942-46	664
5. George Clark	1944-47	630
6. Ronnie Hamilton	1998-01	557
7. Lee Butler	2008-12	487
8. Rich Searl	1969-71	479
9. Ryan Smith	2013-16	430
10. George McAfee	1937-39	428

Highest Kickoff Return Avg., Game (3 att.)

1. Damond Philyaw-Johnson	(5-251)	50.20 vs. Wake Forest, 2019
2. Cedric Jones	(3-149)	49.67 vs. Wake Forest, 1979
3. DeVon Edwards	(3-148)	49.33 vs. N.C. State, 2013
4. Quinton McCracken	(3-142)	47.33 vs. Clemson, 1988
Randy Jones	(3-142)	47.33 vs. Wake Forest, 1990
6. DeVon Edwards	(3-138)	46.00 vs. N. Carolina, 2013
7. Troy Slade	(3-134)	44.67 vs. North Carolina, 1973
8. Shaun Wilson	(4-164)	41.00 vs. Indiana, 2015
9. Shaun Wilson	(4-163)	40.75 vs. Notre Dame, 2016
10. DeVon Edwards	(4-160)	40.00 vs. Pittsburgh, 2014

Highest Kickoff Return Avg., Season (18 att.)

1. DeVon Edwards	(19-574)	2013	30.21
2. DeVon Edwards	(24-700)	2015	29.17
3. Senterrio Landrum	(25-709)	2003	28.36
4. Randy Jones	(24-678)	1990	28.25
5. Scottie Montgomery	(21-587)	1999	27.95
6. Cedric Jones	(20-542)	1979	27.10
7. Chris Davis	(20-516)	2004	25.80
8. DeVon Edwards	(29-745)	2014	25.69
9. Art Gore	(22-563)	1976	25.59
10. Quinton McCracken	(19-483)	1988	25.42
11. Desmond Scott	(18-452)	2009	25.11

Highest Kickoff Return Avg., Career (50 att.)

1. DeVon Edwards	(74-2,060)	2013-16	27.84
2. Shaun Wilson	(67-1,697)	2014-17	25.33
3. Leroy Gallman	(52-1,284)	1990-93	24.69
4. Tijan Redmon	(54-1,330)	1991-95	24.63
5. Jabari Marshall	(107-2,630)	2006-08	24.58
6. Scottie Montgomery	(63-1,515)	1996-99	24.05
7. Randy Jones	(81-1,890)	1987-90	23.33
8. Jaylen Stinson	(51-1,173)	2020-Pres.	23.00
9. Quinton McCracken	(54-1,230)	1988-91	22.78
10. Troy Slade	(83-1,757)	1973-75	21.17
11. Desmond Scott	(59-1,242)	2009-12	21.05

Highest Punt Return Avg., Game (3 att.)

1. George Clark	(3-119)	39.67 vs. Wake Forest, 1944
2. Jamison Crowder	(3-109)	36.33 vs. Pittsburgh, 2013
3. Lee Butler	(3-106)	35.33 vs. N.C. Central, 2012
4. Ronnie Hamilton	(3-92)	30.57 vs. Florida State, 2000
5. Jay Wilkinson	(6-160)	26.67 vs. N.C. State, 1961
6. George Clark	(4-104)	26.00 vs. Richmond, 1944
7. Ryan Smith	(3-75)	25.00 vs. Georgia Tech, 2015
8. Ronnie Hamilton	(4-92)	23.00 vs. Florida State, 2001
9. Jamison Crowder	(5-113)	22.60 vs. N.C. Central, 2013

Highest Punt Return Average, Season (12 att.)

1. George Clark	(17-335)	1944	19.71
2. Buddy Luper	(25-426)	1942	17.04
3. Robert Rute	(15-248)	1942	16.53
4. Jamison Crowder	(25-401)	2013	16.04
5. Ronnie Hamilton	(20-311)	2001	15.55
6. Jay Wilkinson	(22-328)	1961	14.91
7. George Clark	(19-269)	1946	14.16
8. Howard Hartley	(15-205)	1943	13.67
9. Jamison Crowder	(22-280)	2014	12.73
10. Troy Slade	(23-283)	1975	12.30

Highest Punt Return Average, Career (45 att.)

1. Buddy Luper	(46-664)	1942-46	14.43
2. Jamison Crowder	(65-869)	2011-14	13.37
3. Jay Wilkinson	(65-761)	1961-63	11.71
4. Lee Butler	(46-487)	2008-12	10.59
5. Ronnie Hamilton	(54-557)	1998-01	10.31
6. Troy Slade	(101-1,021)	1973-75	10.11
7. Rich Searl	(55-479)	1969-71	8.71
8. Fred Folger	(48-411)	1946-48	8.56
9. Ryan Smith	(51-430)	2013-16	8.43
10. Adam Geis	(51-389)	1994-97	7.63

PUNTING RECORDS

Most Punts, Game

1. Eric Tipton	20 vs. Pittsburgh, 1938
2. Ace Parker	17 vs. Georgia Tech, 1936
3. Ace Parker	15 vs. Tennessee, 1934
Eric Tipton	15 vs. Southern California, 1938
5. Nick Laney	14 vs. Kentucky, 1931
Eric Tipton	14 vs. Tennessee, 1937
7. Nick Laney	12 vs. North Carolina, 1931
Harry Rossiter	12 vs. Auburn, 1933
Gordon Carver	12 vs. Navy, 1945
Fred Folger	12 vs. North Carolina, 1947
Ricky Brummitt	12 vs. Maryland, 1979
Chris Sprague	12 vs. Miami, 2005
Kevin Jones	12 vs. Georgia Tech, 2007
Will Monday	12 vs. Florida State, 2012

Most Punts, Season

1. Ricky Brummitt	1979	82
2. Brian Morton	2000	77
3. Chris Sprague	2005	76
4. Kevin Jones	2007	75
5. Brian Morton	1998	73
Brian Morton	1999	73
7. Kevin Jones	2008	71
8. Will Monday	2013	69
9. Fred Folger	1947	68
10. Will Monday	2012	67
Austin Parker	2018	67
12. Austin Parker	2019	66
13. Dave Dunaway	1966	65
Steve Jones	1972	65
Ricky Brummitt	1980	65
Will Monday	2015	65

Most Punts, Career

1. Brian Morton	1997-00	282
2. Will Monday	2012-15	260
3. Ricky Brummitt	1977-80	241
4. Austin Parker	2016-19	232
5. John Krueger	1993-96	228
Trey McDonald	2001-04	228
7. John Tolish	1981-84	203
8. Kevin Jones	2007-10	202
9. Anthony Dilweg	1985-88	199
10. Robert Grupp	1973-76	179
11. Wes Chesson	1968-70	153

Most Punting Yards, Game

1. Ace Parker	804 vs. Georgia Tech, 1936
2. Eric Tipton	788 vs. Pittsburgh, 1938
3. Will Monday	605 vs. Northwestern, 2015
4. Eric Tipton	595 vs. Southern California, 1938
5. Ace Parker	570 vs. Tennessee, 1934
6. Fred Folger	550 vs. Wake Forest, 1947
7. Eric Tipton	549 vs. Tennessee, 1937
8. Nick Laney	522 vs. Kentucky, 1931
9. Fred Folger	520 vs. North Carolina, 1947

Most Punting Yards, Season

1. Brian Morton	2000	3,478
2. Chris Sprague	2005	3,144
3. Brian Morton	1999	3,125
4. Ricky Brummitt	1979	3,064
5. Austin Parker	2019	3,018
6. Will Monday	2012	2,991
7. Brian Morton	1998	2,952
8. Will Monday	2013	2,945
9. Fred Folger	1947	2,913
10. Kevin Jones	2008	2,899
11. Kevin Jones	2007	2,871
12. Will Monday	2015	2,826
13. Austin Parker	2018	2,772

14. Porter Wilson	2021	2,732
15. Ricky Brummitt	1980	2,685

Most Punting Yards, Career

1. Brian Morton	1997-00	12,000
2. Will Monday	2012-15	11,299
3. Austin Parker	2016-19	9,911
4. John Krueger	1993-96	9,532
5. Ricky Brummitt	1977-80	9,315
6. Trey McDonald	2001-04	9,004
7. John Tolish	1981-84	8,200
8. Kevin Jones	2007-10	7,954
9. Anthony Dilweg	1985-88	7,889
10. Robert Grupp	1973-76	7,232
11. Fred Folger	1946-48	5,655

Highest Punting Average, Game (3)

1. Will Monday (11-605)	55.00 vs. Northwestern, 2015
2. Kevin Jones (4-214)	53.50 vs. James Madison, 2008
3. Porter Wilson (3-160)	53.33 vs. North Carolina A&T, 2021
4. Alex King (5-266)	53.20 vs. Florida State, 2011
5. Brian Morton (6-312)	52.00 vs. Maryland, 1999
6. Red Smith (4-203)	50.75 vs. North Carolina, 1951
7. Fred Folger (6-304)	50.67 vs. Missouri, 1947
8. Austin Parker (4-201)	50.25 vs. Georgia Tech, 2019
9. Austin Parker (5-251)	50.20 vs. Wake Forest, 2019
10. Austin Parker (8-401)	50.13 vs. Miami, 2019
11. Fred Folger (11-550)	50.00 vs. Wake Forest, 1947
Anthony Dilweg (3-150)	50.00 vs. Clemson, 1987
Brian Morton (3-150)	50.00 vs. Navy, 1997
Austin Parker (3-150)	50.00 vs. Georgia Tech, 2018
Austin Parker (9-450)	50.00 vs. Notre Dame, 2019

Highest Punting Average, Season (25)

1. Steve Lach (28-1,285)	1941	45.89
2. Austin Pakrer (66-3,018)	2019	45.73
3. Brian Morton (77-3,478)	2000	45.17
4. John Krueger (58-2,619)	1996	45.16
5. Porter Wilson (61-2,732)	2021	44.79
6. Will Monday (67-2,991)	2012	44.64
7. Will Monday (65-2,826)	2015	43.48
8. John Tolish (53-2,299)	1983	43.38
9. Robert Grupp (40-1,722)	1975	43.05
10. Will Monday (59-2,537)	2014	43.00
11. Porter Wilson (53-2,276)	2020	42.94
12. Fred Folger (68-2,913)	1947	42.84
13. Brian Morton (73-3,125)	1999	42.81
14. Will Monday (69-2,945)	2013	42.68
15. Rodney Stewart (41-1,743)	1965	42.51
16. Alex King (50-2,104)	2011	42.08
Austin Parker (61-2,565)	2017	42.05

Highest Punting Average, Career (75)

1. Porter Wilson (114-5,008)	2019-Pres.	43.93
2. Will Monday (260-11,299)	2012-15	43.46
3. Austin Parker (232-9,911)	2016-19	42.72
4. Brian Morton (282-12,000)	1997-00	42.55
5. Fred Folger (135-5,655)	1946-48	41.89
6. John Krueger (228-9,532)	1993-96	41.81
7. Alex King (105-4,366)	2010-11	41.58
8. Chris Sprague (76-3,144)	2005	41.37
9. Steve Lach (85-3,492)	1939-41	41.08
10. Steve Jones (105-4,259)	1970-72	40.56
11. Robert Grupp (179-7,232)	1973-76	40.40
12. John Tolish (203-8,200)	1981-84	40.39
13. Tim Davis (94-3,734)	1990-92	39.72
14. Anthony Dilweg (199-7,889)	1985-88	39.64
15. Trey McDonald (228-9,004)	2001-04	39.49
16. Kevin Jones (202-7,954)	2007-10	39.38
17. Ricky Brummitt (241-9,315)	1977-80	38.65
18. Rodney Stewart (134-4,962)	1963-65	37.03

7,000-YARD PUNTERS

1. Brian Morton

Year	No.	Yards	Avg.	Lg
1997	59	2,445	41.44	58
1998	73	2,952	40.44	65
1999	73	3,125	42.81	80
2000	77	3,478	45.17	63
Total	282	12,000	42.55	80

2. Will Monday

Year	No.	Yards	Avg.	Lg
2012	67	2,991	44.64	79
2013	69	2,945	42.68	72
2014	59	2,537	43.00	65
2015	65	2,826	43.48	71
Total	260	11,299	43.46	79

3. Austin Parker

Year	No.	Yards	Avg.	Lg
2016	38	1,556	40.95	68
2017	61	2,565	42.05	59
2018	67	2,772	41.37	57
2019	66	2,619	45.73	72
Total	232	9,911	42.72	72

4. John Krueger

Year	No.	Yards	Avg.	Lg
1993	50	1,966	39.32	60
1994	58	2,430	41.90	60
1995	62	2,517	40.60	66
1996	58	2,619	45.16	67
Total	228	9,532	41.81	67

5. Ricky Brummitt

Year	No.	Yards	Avg.	Lg
1977	30	1,072	35.73	54
1978	64	2,494	38.97	73
1979	82	3,064	37.37	65
1980	65	2,685	41.31	56
Total	241	9,315	38.65	73

6. Trey McDonald

Year	No.	Yards	Avg.	Lg
2001	60	2,304	38.40	53
2002	49	1,923	39.25	64
2003	55	2,236	40.66	56
2004	64	2,541	39.70	66
Total	228	9,004	39.49	66

7. John Tolish

Year	No.	Yards	Avg.	Lg
1981	60	2,280	38.00	57
1982	46	1,899	41.28	60
1983	53	2,299	43.38	64
1984	44	1,722	39.14	55
Total	203	8,200	40.39	64

8. Kevin Jones

Year	No.	Yards	Avg.	Lg
2007	75	2,871	38.28	64
2008	71	2,899	40.83	68
2009	54	2,120	39.26	59
2010	2	64	32.00	35
Total	202	7,954	39.38	68

9. Anthony Dilweg

Year	No.	Yards	Avg.	Lg
1985	54	2,178	40.33	56
1986	56	2,253	40.23	59
1987	50	1,909	38.18	64
1988	39	1,549	39.72	54
Total	199	7,889	39.64	64

10. Robert Grupp

Year	No.	Yards	Avg.	Lg
1973	37	1,399	37.81	57
1974	57	2,317	40.65	60
1975	40	1,722	43.05	59
1976	45	1,794	39.87	63
Total	179	7,232	40.40	63

DEFENSIVE RECORDS

Most Tackles, Game

1.	Dick Biddle	31 vs. South Carolina, 1968
2.	Dick Biddle	25 vs. North Carolina, 1968
	Mike Junkin	25 vs. Northwestern, 1986
4.	Keith Stoneback	23 vs. N.C. State, 1973
5.	John McNabb	22 vs. Wake Forest, 1964
	Keith Stoneback	22 vs. Virginia, 1973
	Emmett Tilley	22 vs. East Carolina, 1980
	Mike Junkin	22 vs. Clemson, 1986
	Erwin Sampson	22 vs. Army West Point, 1990
	Chike Egbuniwe	22 vs. N.C. State, 1997
	Terrell Smith	22 vs. Rice, 2003
12.	Keith Stoneback	21 vs. Wake Forest, 1973
	Darrell Spells	21 vs. Northwestern, 1990
	Ray Farmer	21 vs. Army West Point, 1995
15.	Emmett Tilley	20 vs. Tennessee, 1982
	Erwin Sampson	20 vs. N.C. State, 1988
	Chike Egbuniwe	20 vs. N.C. State, 1997
	Jamyon Small	20 vs. Wake Forest, 2001
	Michael Tauiilili	20 vs. North Carolina, 2008
	Abraham Kromah	20 vs. North Carolina, 2010
21.	Keith Stoneback	19 vs. Washington, 1973
	Keith Stoneback	19 vs. Tulane, 1973
	Dave Meier	19 vs. Maryland, 1974
	Jimmy Tyson	19 vs. N.C. State, 1979
	Jimmy Tyson	19 vs. Clemson, 1981
	Mike Junkin	19 vs. Virginia, 1985
	Erwin Sampson	19 vs. Clemson, 1988
	Erwin Sampson	19 vs. Army West Point, 1989
	Mark Allen	19 vs. Army West Point, 1990
	Darrell Spells	19 vs. Vanderbilt, 1992
	Chike Egbuniwe	19 vs. Maryland, 1996
	Chike Egbuniwe	19 vs. Northwestern, 1997
	David Helton	19 vs. Virginia Tech, 2013
34.	Rich Searl	18 vs. West Virginia, 1970
	Dave Meier	18 vs. Purdue, 1974
	Keith Stoneback	18 vs. Purdue, 1974
	Jim Reilly	18 vs. Tennessee, 1976
	Jimmy Tyson	18 vs. North Carolina, 1980
	Emmett Tilley	18 vs. Virginia Tech, 1981
	Nick Buoniconti	18 vs. Georgia Tech, 1982
	Mike Junkin	18 vs. N.C. State, 1983
	Mike Junkin	18 vs. Georgia Tech, 1985
	Pete Stubbs	18 vs. Wake Forest, 1985
	Mike Junkin	18 vs. Georgia, 1986
	Mike Diminick	18 vs. Georgia, 1986
	Mike Junkin	18 vs. Virginia, 1986
	Dave Demore	18 vs. Georgia Tech, 1986
	Jim Godfrey	18 vs. Wake Forest, 1987
	Erwin Sampson	18 vs. The Citadel, 1988
	Billy Granville	18 vs. Army West Point, 1994
	Carlos Bagley	18 vs. North Carolina, 1994
	Ryan Fowler	18 vs. Rice, 2001
	Michael Tauiilili	18 vs. N.C. State, 2008
	Matt Daniels	18 vs. North Carolina, 2011
	David Helton	18 vs. Pittsburgh, 2014
56.	Dave Meier	17 vs. Georgia Tech, 1973
	Keith Stoneback	17 vs. Army West Point, 1974
	Greg Pritchard	17 vs. South Carolina, 1978
	Derrick Mashore	17 vs. Georgia Tech, 1978
	F.A. Martin	17 vs. Clemson, 1979
	Jimmy Tyson	17 vs. East Carolina, 1980
	Emmett Tilley	17 vs. South Carolina, 1982
	Emmett Tilley	17 vs. Virginia Tech, 1982
	Mike Junkin	17 vs. Ohio, 1985
	Mike Junkin	17 vs. Maryland, 1986
	Andy Andreasik	17 vs. Georgia Tech, 1986
	Mike Junkin	17 vs. Wake Forest, 1986
	Jim Godfrey	17 vs. Vanderbilt, 1987
	Erwin Sampson	17 vs. Wake Forest, 1988
	Randy Sally	17 vs. North Carolina, 1988

	Darrell Spells	17 vs. Army West Point, 1989
	Tawambi Settles	17 vs. Northwestern, 1996
	Tawambi Settles	17 vs. Army West Point, 1996
	Billy Granville	17 vs. Maryland, 1996
	Darius Clark	17 vs. N.C. State, 1998
	Ryan Fowler	17 vs. Georgia Tech, 2001
	Vincent Rey	17 vs. Connecticut, 2007
	Kelby Brown	17 vs. Georgia Tech, 2013
	Kelby Brown	17 vs. Miami, 2013
	David Helton	17 vs. North Carolina, 2014
81.	Blaine Earon	16 vs. Georgia Tech, 1949
	Keith Stoneback	16 vs. Alabama, 1972
	Ernest Clark	16 vs. Purdue, 1973
	Craig Stephenson	16 vs. Army West Point, 1974
	Dave Meier	16 vs. Georgia Tech, 1975
	Dave Meier	16 vs. Southern Cal, 1975
	Joe Rowe	16 vs. N.C. State, 1980
	Jimmy Tyson	16 vs. Maryland, 1980
	Jimmy Tyson	16 vs. Ohio State, 1981
	Jimmy Tyson	16 vs. North Carolina, 1981
	Ralph Alderman	16 vs. South Carolina, 1982
	Nick Buoniconti	16 vs. Georgia Tech, 1982
	Emmett Tilley	16 vs. Navy, 1982
	Nick Buoniconti	16 vs. Indiana, 1984
	Mike Junkin	16 vs. Georgia Tech, 1986
	Jim Godfrey	16 vs. Georgia Tech, 1986
	Mike Junkin	16 vs. N.C. State, 1986
	Anthony Allen	16 vs. Rutgers, 1987
	Jim Godfrey	16 vs. Maryland, 1987
	John Howell	16 vs. Virginia, 1988
	Erwin Sampson	16 vs. Clemson, 1989
	Kurt Ligos	16 vs. Georgia Tech, 1990
	Brad Sherrod	16 vs. Rutgers, 1993
	Brad Sherrod	16 vs. Virginia, 1993
	Chike Egbuniwe	16 vs. Wake Forest, 1995
	Billy Granville	16 vs. Navy, 1996
	Billy Granville	16 vs. Clemson, 1996
	Todd DeLamielleure	16 vs. Georgia Tech, 1998
	Darius Clark	16 vs. Vanderbilt, 1999
	Lamar Grant	16 vs. Georgia Tech, 1999
	Michael Tauiilili	16 vs. Virginia, 2008
	Ben Humphreys	16 vs. Virginia Tech, 2016
	Joe Giles-Harris	16 vs. North Carolina, 2016
	Shaka Heyward	16 vs. North Carolina A&T, 2021

Most Tackles, Season

1.	Mike Junkin	1986	188
2.	Rich Searl	1970	173
	Keith Stoneback	1973	173
4.	Emmett Tilley	1981	164
5.	Mike Junkin	1985	162
6.	Dave Meier	1975	150
	Erwin Sampson	1988	150
8.	Ryan Fowler	2002	145
9.	Jim Godfrey	1987	144
10.	Terrell Smith	2003	140
	Michael Tauiilili	2008	140
12.	Jim Reilly	1976	137
13.	Ryan Fowler	2003	136
14.	Jimmy Tyson	1981	135
15.	Keith Stoneback	1974	134
	Carl McGee	1977	134
	Carl McGee	1978	134
	Billy Granville	1996	134
	David Helton	2014	134
20.	David Helton	2013	133
	DeVon Edwards	2014	133
22.	Chike Egbuniwe	1997	132
23.	Carl McGee	1976	130
	Hank Rossell	1976	130
25.	Abraham Kromah	2010	129
26.	Ryan Stallmeyer	1997	128
27.	Ryan Fowler	2001	127
28.	Matt Daniels	2011	126
29.	Jimmy Tyson	1980	125
	Joe Giles-Harris	2017	125
31.	Darrell Spells	1991	124
32.	Mark Allen	1990	121
	Jeremy Cash	2013	121
34.	Darrell Spells	1992	119
35.	Pete Stubbs	1985	117
	John Howell	1988	117
37.	Emmett Tilley	1982	116
	George Edwards	1989	116
	Mark Allen	1991	116
40.	Billy Granville	1994	115
41.	Kelby Brown	2013	114
	Dwayne Norman	2015	114
43.	Carl McGee	1975	113
	Brad Sherrod	1993	113
45.	Ray Farmer	1995	111
	Vincent Rey	2007	111
	Jeremy Cash	2014	111
48.	Ryan Stallmeyer	1999	110
49.	Vincent Rey	2008	109
	Walt Canty	2012	109
51.	Darrell Spells	1990	108
	Scott Berdan	1992	108
	Michael Tauiilili	2007	108
54.	Joe Giles-Harris	2016	107
55.	Tawambi Settles	1996	106
	Ben Humphreys	2016	106
57.	Mike Junkin	1984	105
	Terrell Smith	2002	105
	Koby Quansah	2019	105
59.	F.A. Martin	1980	104
	Erwin Sampson	1989	104
61.	Mike Diminick	1986	103
	Chike Egbuniwe	1996	103
	Todd DeLamielleure	1999	103
64.	Derrick Mashore	1978	102
65.	Andy Schoenhoff	1976	101
	Erwin Sampson	1990	101
	Jeremy Cash	2015	101
	DeVon Edwards	2015	101
69.	Lewis King	1977	100
	Emmett Tilley	1980	100
	Jim Godfrey	1986	100
	John Zuanich	1994	100

Most Tackles, Career

1.	Mike Junkin	1983-86	513
2.	Carl McGee	1975-78	511
3.	Ryan Fowler	2000-03	495
4.	Michael Tauiliili	2005-08	434
5.	Darrell Spells	1989-92	419
6.	Erwin Sampson	1988-91	415
7.	Emmett Tilley	1979-82	405
8.	Dave Meier	1973-75	375
9.	Billy Granville	1992-96	374
10.	Keith Stoneback	1972-74	365
11.	Ryan Stallmeyer	1996-99	348
12.	David Helton	2011-14	347
13.	Jim Tyson	1979-81	338
14.	Jeremy Cash	2013-15	333
15.	Vincent Rey	2006-09	330
16.	Chike Egbuniwe	1994-97	328
17.	DeVon Edwards	2013-16	327
18.	Matt Daniels	2008-11	324
19.	Joe Giles-Harris	2016-18	312
20.	Mark Allen	1988-91	310

Most Games, 16+ Tackles, Season

1.	Mike Junkin	1986	8
2.	Keith Stoneback	1973	5
3.	Emmett Tilley	1982	4
	Erwin Sampson	1988	4
5.	Jimmy Tyson	1980	3
	Jimmy Tyson	1981	3
	Mike Junkin	1985	3
	Jim Godfrey	1987	3
	Billy Granville	1996	3
	Michael Tauiliili	2008	3
11.	Keith Stoneback	1974	2
	Dave Meier	1974	2
	Dave Meier	1975	2
	Erwin Sampson	1988	2
	Brad Sherrod	1993	2
	Tawambi Settles	1996	2
	Chike Egbuniwe	1997	2
	Ryan Fowler	2001	2
	Kelby Brown	2013	2
	David Helton	2014	2

Most Games, 16+ Tackles, Career

1.	Mike Junkin	1983-86	12
2.	Keith Stoneback	1972-74	8
3.	Jimmy Tyson	1978-81	7
	Erwin Sampson	1988-91	7
5.	Emmett Tilley	1979-81	6
6.	Dave Meier	1973-75	5
7.	Jim Godfrey	1984-87	4
	Billy Granville	1993-96	4
	Chike Egbuniwe	1994-97	4
10.	Darrell Spells	1989-92	3
	Michael Tauiliili	2005-08	3
	David Helton	2011-14	3

Most Seasons, 100 Tackles

1.	Carl McGee	1975-76-77-78	4
2.	Dave Meier	1973-74-75	3
	Emmett Tilley	1980-81-82	3
	Mike Junkin	1984-85-86	3
	Erwin Sampson	1988-89-91	3
	Darrell Spells	1990-91-92	3
	Ryan Fowler	2001-02-03	3
	Jeremy Cash	2013-14-15	3
9.	Keith Stoneback	1973-74	2
	Jimmy Tyson	1980-81	2
	Jim Godfrey	1986-87	2
	Mark Allen	1990-91	2
	Billy Granville	1994, 96	2
	Chike Egbuniwe	1996-97	2
	Ryan Stallmeyer	1997, 99	2
	Terrell Smith	2002-03	2
	Michael Tauiliili	2007-08	2
	Vincent Rey	2007-08	2
	David Helton	2013-14	2
	DeVon Edwards	2014-15	2
	Joe Giles-Harris	2016-17	2

Most Interceptions, Game

1.	Fred Folger	3 vs. Maryland, 1947
	John Friedlund	3 vs. George Washington, 1948
	George Skipworth	3 vs. Tennessee, 1949
	George Skipworth	3 vs. George Washington, 1949
	Jerry Barger	3 vs. North Carolina, 1954
	Mike Davies	3 vs. West Virginia, 1971
	Dennis Tabron	3 vs. Clemson, 1980

Most Interceptions, Season

1.	George Skipworth	1949	9
2.	Jerry Barger	1954	7
	Rich Searl	1970	7
	John Talley	2006	7
5.	John Friedlund	1948	6
	Jerry Barger	1953	6
	Dale Boyd	1955	6
	Craig Hoskins	1979	6
	Bill Obrensky	1981	6
	Wyatt Smith	1989	6
	Mark Gilbert	2017	6

Most Interceptions, Career

1.	John Talley	2003-06	18
2.	Rich Searl	1969-71	16
3.	Fred Folger	1946-48	13
	Jerry Barger	1952-54	13
	Wyatt Smith	1988-91	13
6.	Ross Cockrell	2010-13	12
	Breon Borders	2013-16	12
8.	Robert Brodhead	1956-58	10
	Erwin Sampson	1988-91	10
	Leon Wright	2006-09	10
11.	George Skipworth	1947-49	9
	Jack Wilson	1959-61	9
	Mike Davies	1969-71	9
	William Hanenberg	1970-72	9
	Craig Hoskins	1977-79	9
	Dennis Tabron	1978-81	9

Most Interception Return Yards, Game

1.	Dennis Tabron	128 vs. Clemson, 1980
----	---------------	-----------------------

Most Interception Return Yards, Season

1.	John Talley	2004	172
2.	Fred Folger	1947	165
3.	John Talley	2006	150
4.	Leon Wright	2009	146
5.	Gordon Carver	1945	135
6.	Dennis Tabron	1980	132
7.	Robert Bickel	1950	118
	Jack Wilson	1959	118
9.	Sean Thomas	1992	113
10.	Wyatt Smith	1989	110

Most Interception Return Yards, Career

1.	John Talley	2003-06	395
2.	Fred Folger	1946-48	283
3.	Jack Wilson	1959-61	223
4.	Rich Searl	1969-71	197
5.	Wyatt Smith	1988-91	189
6.	Dennis Tabron	1978-81	177
7.	Gordon Carver	1942-45	160
8.	Sean Thomas	1990-93	157
9.	Leon Wright	2006-09	155
10.	Bob Bickel	1950-51	148
11.	Bryon Fields Jr.	2013-17	139

Most Tackles For Loss, Game

1.	Blaine Earon	9.0 vs. Georgia Tech, 1949
2.	David Dusek	5.0 vs. Clemson, 1975
	Emmett Tilley	5.0 vs. Virginia Tech, 1981
	Scott Youmans	5.0 vs. South Carolina, 1990
	Phillip Alexander	5.0 vs. Northwestern, 2003
	Phillip Alexander	5.0 vs. Florida State, 2003
7.	Greg Blackwell	4.0 vs. South Carolina, 1984
	Chris Combs	4.0 vs. Wake Forest, 1998
	Chris Combs	4.0 vs. Northwestern, 1999
	Shawn Johnson	4.0 vs. Northwestern, 2002
	Vincent Rey	4.0 vs. Navy, 2008
	Chris Rumph II	4.0 vs. Georgia Tech, 2018
	Chris Rumph II	4.0 vs. Middle Tennessee, 2019

Most Tackles For Loss, Season

1.	Reggie Andrews	1985	21.5
2.	Shawn Johnson	2002	19.5
3.	Charles Bowser	1981	18.5
	Matt Zielinski	2002	18.5
	Phillip Alexander	2003	18.5
6.	Matt Zielinski	2003	18.0
	Jeremy Cash	2015	18.0
8.	David Waffle	1992	17.0
	Chris Combs	1997	17.0
10.	John Zuanich	1994	16.0
	Joe Giles-Harris	2017	16.0
12.	Mike Junkin	1986	15.0
	Chris Combs	1999	15.0
	Ryan Fowler	2002	15.0

Most Tackles For Loss, Career

1.	Chris Combs	1996-99	57.5
2.	Ryan Fowler	2000-03	47.5
3.	Michael Tauiliili	2005-08	46.0
4.	Matt Zielinski	2000-03	41.5
5.	James Kirkland	1992-95	41.0
6.	Jeremy Cash	2013-15	38.0
7.	Vince Oghobaase	2006-09	36.5
8.	Mike Junkin	1983-86	36.0
	Victor Dimukeje	2017-20	36.0
10.	Reggie Andrews	1983-85	34.5
11.	Chris Rumph II	2018-20	34.0
12.	Joe Giles-Harris	2016-18	32.0
13.	David Waffle	1990-93	31.0
14.	Kevin Lewis	1996-99	30.5
15.	Scott Youmans	1989-93	30.0

Most Quarterback Sacks, Game

1. Blaine Earon	4.0 vs. Georgia Tech, 1949
2. Chris Rumph II	3.5 vs. Miami, 2019
Victor Dimukeje	3.5 vs. Boston College, 2020
4. Scott Youmans	3.0 vs. South Carolina, 1990
Travis Pearson	3.0 vs. Vanderbilt, 1991
Ryan Stallmeyer	3.0 vs. Clemson, 1999
Shawn Johnson	3.0 vs. Clemson, 2002
Phillip Alexander	3.0 vs. Florida State, 2003
A.J. Wolf	3.0 vs. N.C. Central, 2016
Chris Rumph II	3.0 vs. Charlotte, 2020

Most Sacks, Season

1. Charles Bowser	1981	17.5
2. Ernie Clark	1973	12.0
Shawn Johnson	2002	12.0
4. Reggie Andrews	1985	10.5
5. Victor Dimukeje	2019	8.5
6. Chris Combs	1996	8.0
Chris Rumph II	2020	8.0
8. Victor Dimukeje	2020	7.5
9. James Kirkland	1993	7.0
Ryan Fowler	2000	7.0
Matt Zielinski	2003	7.0
12. Phillip Alexander	2003	6.5
Chris Rumph II	2019	6.5
14. Duane Marks	1991	6.0
David Hawkins	1994	6.0
Chris Combs	1997	6.0
Vince Oghobaase	2008	6.0
Greg Akinbiyi	2008	6.0
Ayanga Okpokowuruk	2009	6.0
Kenny Anunike	2013	6.0

Most Sacks, Career

1. Charles Bowser	1978-81	22.0
2. Victor Dimukeje	2017-20	21.5
3. Chris Combs	1996-99	20.0
4. Chris Rumph II	2018-20	17.5
5. Reggie Andrews	1983-85	16.0
6. Shawn Johnson	2000-02	15.0
Kenny Anunike	2009-13	15.0
8. Vince Oghobaase	2006-09	14.0
9. James Kirkland	1992-95	13.0
Ryan Fowler	2000-03	13.0
11. Ernie Clark	1972-75	12.0
David Waffle	1990-93	12.0
Matt Zielinski	2000-03	12.0
14. Dan Yellott	1978-81	11.5
Scott Youmans	1989-93	11.5
Travis Pearson	1990-93	11.5

Most Pass Breakups, Game

1. Quinton McCracken	6 vs. N.C. State, 1989
Matt Daniels	6 vs. Richmond, 2011
3. Ronnie Hamilton	5 vs. Northwestern, 1999
Ross Cockrell	5 vs. Miami, 2013
5. John Talley	4 vs. Maryland, 2004
Vincent Rey	4 vs. Northwestern, 2007
Breon Borders	4 vs. Northwestern, 2016
Jeremy McDuffie	4 vs. Baylor, 2017
Josh Blakwell	4 vs. Temple, 2018

Most Pass Breakups, Season

1. Erwin Sampson	1989	15
Mark Gilbert	2017	15
3. John Talley	2004	14
Matt Daniels	2011	14
5. Richard Sommers	1978	13
Wyatt Smith	1988	13
Quinton McCracken	1989	13
Ross Cockrell	2012	13
Ross Cockrell	2013	13

10. Kenneth Stanford	2002	12
11. Brandon Pollock	1984	11
Fonda Williams	1985	11
Tawambi Settles	1997	11
Ronnie Hamilton	1999	11
Kenneth Stanford	2003	11
Breon Borders	2016	11

Most Pass Breakups, Career

1. Ross Cockrell	2010-13	42
2. Breon Borders	2013-16	34
3. John Talley	2003-06	33
4. Erwin Sampson	1988-91	32
Wyatt Smith	1988-91	32
6. Ronnie Hamilton	1998-01	30
Kenneth Stanford	2001-04	30
8. Lamar Grant	1996-99	28
9. Matt Daniels	2008-11	27
10. Quinton McCracken	1988-91	24
Michael Carter II	2017-20	24
11. Fonda Williams	1985-89	22
DeVon Edwards	2013-16	22
13. Bryon Fields Jr.	2013-17	21

Most Total Passes Defended, Season (INT-PBU)

1. Mark Gilbert (6-15)	2017	21
2. Erwin Sampson (4-15)	1989	19
3. John Talley (4-14)	2004	18
Ross Cockrell (5-13)	2012	18
5. Richard Sommers (4-13)	1978	17
6. Wyatt Smith (3-13)	1988	16
Matt Daniels (2-14)	2011	16
Ross Cockrell (3-13)	2013	16
9. Quinton McCracken (2-13)	1989	15
John Talley (7-8)	2006	15

Most Total Passes Defended, Career (INT-PBU)

1. Ross Cockrell (12-42)	2010-13	54
2. John Talley (18-33)	2003-06	51
3. Breon Borders (12-34)	2013-16	46
4. Wyatt Smith (13-32)	1988-91	45
5. Erwin Sampson (10-32)	1988-91	42

Most QB Pressures, Game

1. Wesley Oglesby	4 vs. Northwestern, 2007
Jeremy Cash	4 vs. Georgia Tech, 2015
3. Many times	3
last R.J. Oben at North Carolina, 2021	

Most QB Pressures, Season

1. David Hawkins	1994	26
2. Chris Combs	1997	23
3. Johannes Brugger	1994	19
Matt Zielinski	2002	19
5. James Kirkland	1994	18
Chris Combs	1998	18
7. James Kirkland	1995	12
Shawn Johnson	2002	12
Matt Zielinski	2003	12

Most QB Pressures, Career

1. Chris Combs	1996-99	57
2. Matt Zielinski	2000-03	31
3. Victor Dimukeje	2017-20	28
4. David Hawkins	1991-94	26
5. Ryan Stallmeyer	1996-99	25

Most Caused Fumbles, Game

1. Charles Bowser	3 vs. Virginia, 1981
2. Blaine Earon	2 vs. Georgia Tech, 1949
Carlos Bagley	2 vs. Georgia Tech, 1994
David Hawkins	2 vs. Wake Forest, 1994

Patrick Bailey	2 vs. East Carolina, 2005
Walt Canty	2 vs. FIU, 2011
DeVon Edwards	2 vs. Troy, 2014
Jeremy Cash	2 vs. Miami, 2014
Jeremy Cash	2 vs. Georgia Tech, 2015
Koby Quansah	2 vs. Wake Forest, 2017
Trevon McSwain	2 vs. Miami, 2019
DeWayne Carter	2 vs. Northwestern, 2021

Most Caused Fumbles, Season

1. Bob Grupp	1975	6
David Hawkins	1994	6
3. Jeffrey Green	1976	5
Charles Bowser	1981	5
Mike Junkin	1986	5
DeVon Edwards	2014	5
7. Ernie Clark	1973	4
Pete Stubbs	1985	4
Carlos Bagley	1995	4
Kevin Lewis	1997	4
Jeremy Cash	2014	4
DeWayne Carter	2021	4

Most Caused Fumbles, Career

1. Jeremy Cash	2013-15	9
2. Matt Zielinski	2000-03	8
Michael Tauiiili	2005-08	8
4. Bob Grupp	1973-76	7
Matt Daniels	2008-11	7
6. Jim Reilly	1975-77	6
Charles Bowser	1978-81	6
Mike Junkin	1983-86	6
Carlos Bagley	1992-95	6
Deondre Singleton	2013-16	6
DeVon Edwards	2013-16	6

Most Fumble Recoveries, Game

1. Don Shannon	3 vs. Tennessee, 1973
2. Joseph Compitello	2 vs. Wake Forest, 1968
Dave Demore	2 vs. Clemson, 1986
Greg Akinbiyi	2 vs. James Madison, 2008
Dwayne Norman	2 vs. Florida State, 2012
Ben Humphreys	2 vs. Miami, 2018
Ben Frye	2 vs. Northwestern, 2021

Most Fumble Recoveries, Season

1. Dan Brooks	1976	6
George Gawdun	1979	6
Warren Scoville	1991	6
4. Dave Demore	1986	5
5. Ernie Clark	1972	4
John Howell	1987	4
John Zuanich	1994	4
Terrell Smith	2003	4
Kelby Brown	2010	4

Most Fumble Recoveries, Career

1. Dan Brooks	1975-78	9
2. George Gawdun	1976-79	8
3. Ernie Clark	1972-75	7
4. Warren Scoville	1989-92	6
John Zuanich	1992-95	6
Terrell Smith	2000-03	6
Kelby Brown	2010-15	6
8. Dave Demore	1984-87	5
Darius Clark	1996-99	5
Ben Humphreys	2015-18	5

300-TACKLE PLAYERS

1. Mike Junkin

Year	UT	AT	TT	TFL	QBS
1983	34	24	58	0.0	0.0
1984	49	56	105	6.0	3.0
1985	105	57	162	12.0	1.0
1986	110	78	188	13.0	2.0
Total	298	215	513	31.0	6.0

2. Carl McGee

Year	UT	AT	TT	TFL	INT	CF	FR
1975	-	-	113	6.0	2	2	0
1976	-	-	130	5.0	1	2	1
1977	59	75	134	9.0	0	1	0
1978	49	85	134	1.0	3	0	3
Total	-	-	511	21.0	6	5	4

3. Ryan Fowler

Year	UT	AT	TT	TFL	QBS	INT
2000	59	28	87	13.0-85	7.0-59	1
2001	70	57	127	7.0-24	3.0-16	1
2002	78	67	145	15.0-43	2.0-16	0
2003	79	57	136	12.5-30	0.5-1	0
Total	286	209	495	47.5-182	12.5-92	2

4. Michael Tauiliili

Year	UT	AT	TT	TFL	QBS	INT
2005	56	36	92	10.0-26	1.0-2	0
2006	32	62	94	10.0-31	0.5-3	0
2007	53	55	108	13.0-47	4.0-22	3
2008	63	77	140	13.0-28	0.5-3	4
Total	204	230	434	46.0-132	6.0-30	7

5. Darrell Spells

Year	UT	AT	TT	TFL	QBS	INT
1989	32	36	68	1.0-3	0.0	0
1990	52	56	108	2.0-5	1.0-1	2
1991	73	51	124	1.0-4	0.0	0
1992	71	48	119	6.0-40	3.0-33	1
Total	228	191	419	10.0-52	4.0-34	3

6. Erwin Sampson

Year	UT	AT	TT	INT	PBU	CF	FR
1988	88	62	150	2	8	1	0
1989	52	52	104	4	15	1	0
1990	55	46	101	3	4	1	1
1991	36	24	60	1	5	-	1
Total	231	184	415	10	32	3	2

7. Emmett Tilley

Year	UT	AT	TT	TFL	QBS	INT
1979	7	18	25	0.0	0.0	0
1980	58	42	100	0.0	0.0	0
1981	91	73	164	7.0	0.0	0
1982	88	28	116	2.0	2.0	1
Total	244	161	405	9.0	2.0	1

8. Dave Meier

Year	UT	AT	TT	INT
1973	-	-	124	0
1974	-	-	101	3
1975	-	-	150	3
Total	-	-	375	6

9. Billy Granville

Year	UT	AT	TT	INT	PBU	CF	FR
1992	1	0	1	0	0	0	0
1993	27	27	54	0	1	0	0
1994	69	45	115	2	7	2	1
1995	49	21	70	1	3	2	2
1996	61	73	134	0	1	3	0
Total	207	166	374	3	12	7	3

10. Keith Stoneback

Year	UT	AT	TT	INT
1972	-	-	58	1
1973	-	-	173	1
1974	71	63	134	0
Total	-	-	365	2

11. Ryan Stallmeyer

Year	UT	AT	TT	TFL	QBS	INT
1996	14	11	25	1.0-1	0.0-0	0
1997	75	53	128	8.0-25	3.0-12	1
1998	45	40	85	9.5-43	3.0-33	0
1999	70	40	110	9.0-58	2.0-25	2
Total	204	144	348	27.5-127	8.0-70	3

12. David Helton

Year	UT	AT	TT	TFL	PBU	FR
2011	11	14	25	2.5-6	0	0
2012	19	36	55	2.5-5	0	0
2013	46	87	133	4.0-7	2	0
2014	50	84	134	5.0-15	1	1
Total	126	221	347	14.0-33	3	1

13. Jim Tyson

Year	UT	AT	TT	TFL	QBS	INT
1979	30	48	78	2.0	0.0	0
1980	73	52	125	7.0	0.0	0
1981	76	59	135	7.0	1.0	1
Total	179	159	338	16.0	1.0	1

14. Jeremy Cash

Year	UT	AT	TT	TFL	QBS	INT
2013	64	57	121	9.5-25	0.0-0	4
2014	68	43	111	10.5-55	5.5-43	2
2015	57	44	101	18.0-80	2.5-26	0
Total	192	144	333	38.0-160	8.0-69	6

15. Vincent Rey

Year	UT	AT	TT	TFL	QBS	INT
2006	5	7	12	0.5-1	0.0-0	0
2007	49	62	111	8.5-40	2.5-23	0
2008	65	44	109	10.5-24	2.0-12	1
2009	44	54	98	8.5-20	1.0-5	2
Total	163	167	330	28.0-85	5.5-40	3

16. Chike Egbuniwe

Year	UT	AT	TT	TFL	QBS	INT
1994	0	9	9	0.0-0	0.0-0	0
1995	55	29	84	0.0-0	0.0-0	1
1996	52	51	103	2.0-2	0.0-0	1
1997	82	50	132	9.5-46	4.5-40	1
Total	189	139	328	11.5-48	4.5-40	3

17. DeVon Edwards

Year	UT	AT	TT	INT	PBU	CF	TFL
2013	37	27	64	3	6	0	0.5
2014	77	56	133	1	9	5	7.5
2015	50	51	101	1	6	0	2.0
2016	18	11	29	0	1	1	3.0
Total	182	145	327	5	22	6	13.0

18. Matt Daniels

Year	UT	AT	TT	INT	PBU	CF	FR
2008	15	7	22	1	0	0	1
2009	56	27	83	0	6	3	0
2010	46	47	93	1	7	3	2
2011	65	61	126	2	14	1	0
Total	182	142	324	4	27	7	3

19. Joe Giles-Harris

Year	UT	AT	TT	TFL	QBH	CF	FR
2016	55	52	107	9.5	4	0	1
2017	54	71	125	16.0	9	1	0
2018	34	46	80	6.5	2	0	0
Total	143	169	312	32.0	15	1	1

20. Mark Allen

Year	UT	AT	TT	INT	PBU	CF	FR
1988	12	23	35	0	0	0	1
1989	17	21	38	0	0	0	2
1990	54	67	121	1	0	0	1
1991	61	55	116	2	2	-	2
Total	144	166	310	3	2	0	6

FRESHMAN PASSING RECORDS

Most Passing Yards, Quarter

1. Dave Brown (2nd)	167 vs. N.C. State, 1989
2. Ben Bennett (1st)	166 vs. Wake Forest, 1980
3. Dave Brown (2nd)	157 vs. North Carolina, 1989

Most Passing Yards, Half

1. Dave Brown (1st)	291 vs. North Carolina, 1989
2. Dave Brown (1st)	282 vs. N.C. State, 1989
3. Ben Bennett (1st)	276 vs. Wake Forest, 1980

Most Passing Yards, Game

1. Dave Brown	479 vs. North Carolina, 1989
2. Ben Bennett	469 vs. Wake Forest, 1980
3. Dave Brown	444 vs. Wake Forest, 1989
4. Dave Brown	374 vs. N.C. State, 1989
5. Daniel Jones	332 vs. Wake Forest, 2016
6. Zack Asack	328 vs. Clemson, 2005
7. Daniel Jones	324 vs. Virginia, 2016
8. Daniel Jones	316 vs. Miami, 2016
9. Thaddeus Lewis	305 vs. Wake Forest, 2006
Daniel Jones	305 vs. Georgia Tech, 2016

Most Passing Yards, Season

1. Daniel Jones	2016	2,836
2. Thaddeus Lewis	2006	2,134
3. Ben Bennett	1980	2,050
4. Spence Fischer	1992	1,505
5. Dave Brown	1989	1,479
6. Steve Slayden	1984	1,229
7. Mike Schneider	2003	1,220
8. Zack Asack	2005	966
9. Bobby Campbell	1997	925

Highest Pass Completion Pct., Game (15 att.)

1. Dave Brown (15-20)	.750 vs. Virginia, 1989
Zack Asack (12-16)	.750 vs. Navy, 2005
Daniel Jones (24-32)	.750 vs. Notre Dame, 2016
4. Spence Fischer (20-29)	.690 vs. East Carolina, 1992
5. Thaddeus Lewis (15-22)	.682 vs. Navy, 2006
6. Daniel Jones (34-50)	.680 vs. Miami, 2016
7. Ben Bennett (21-31)	.677 vs. Clemson, 1980
Daniel Jones (10-15)	.677 vs. N.C. Central, 2016
Daniel Jones (14-21)	.677 vs. Louisville, 2016

Highest Pass Completion Pct., Season (200 att.)

1. Daniel Jones	2016	.628
2. Steve Slayden	1984	.559
3. Thaddeus Lewis	2006	.529
4. Ben Bennett	1980	.527
5. Mike Schneider	2003	.466

Most Touchdown Passes, Game

1. Dave Brown	4 vs. Wake Forest, 1989
Dave Brown	4 vs. North Carolina, 1989
Thaddeus Lewis	4 vs. North Carolina, 2006
4. Spence Fischer	3 vs. East Carolina, 1992
Daniel Jones	3 vs. Notre Dame, 2016
Daniel Jones	3 vs. Miami, 2016

Most Touchdown Passes, Season

1. Daniel Jones	2016	16
2. Dave Brown	1989	14
3. Ben Bennett	1980	11
Thaddeus Lewis	2006	11
5. Spence Fischer	1992	8
6. Zack Asack	2005	5
7. Steve Slayden	1984	4
Mike Schneider	2003	4
Sean Renfree	2009	4

Touchdown-to-Interception Ratio, Season (10 TD)

1. Dave Brown (14-6)	2.33-1	1989
----------------------	--------	------

Most Games, 20+ Pass Completions, Season

1. Daniel Jones	2016	8
2. Thaddeus Lewis	2006	4
3. Dave Brown	1989	3
4. Ben Bennett	1980	2

Most Games, 30+ Pass Completions, Season

1. Daniel Jones	2016	3
2. Ben Bennett	1980	1
Dave Brown	1989	1

Most Pass Completions, Quarter

1. Ben Bennett (2nd)	14 vs. Wake Forest, 1980
Thaddeus Lewis (4th)	14 vs. Miami, 2006
3. Dave Brown (1st)	12 vs. North Carolina, 1989
Daniel Jones (3rd)	12 vs. Miami, 2016
5. Dave Brown (2nd)	10 vs. N.C. State, 1989
Riley Leonard (3rd)	10 vs. Louisville, 2021

Most Pass Completions, Half

1. Ben Bennett (1st)	23 vs. Wake Forest, 1980
Dave Brown (1st)	23 vs. North Carolina, 1989
3. Daniel Jones (2nd)	22 vs. Miami, 2016

Most Pass Attempts, Quarter

1. Thaddeus Lewis (4th)	22 vs. Miami, 2006
2. Ben Bennett (2nd)	20 vs. Wake Forest, 1980
Dave Brown (1st)	20 vs. North Carolina, 1989
Mike Schneider (4th)	20 vs. Maryland, 2003
5. Dave Brown (2nd)	19 vs. North Carolina, 1989

Most Pass Attempts, Half

1. Dave Brown (1st)	39 vs. North Carolina, 1989
2. Daniel Jones (2nd)	33 vs. Miami, 2016
3. Ben Bennett (1st)	31 vs. Wake Forest, 1980
Ben Bennett (2nd)	31 vs. Wake Forest, 1980

Most Pass Attempts, Game

1. Ben Bennett	62 vs. Wake Forest, 1980
2. Dave Brown	54 vs. North Carolina, 1989
Daniel Jones	54 vs. Virginia, 2016
4. Daniel Jones	50 vs. Miami, 2016
5. Daniel Jones	48 vs. Wake Forest, 2016
Daniel Jones	48 vs. Northwestern, 2016
7. Mike Schneider	47 vs. Maryland, 2003
8. Daniel Jones	46 vs. Pittsburgh, 2016
9. Zack Asack	43 vs. Clemson, 2005

Most Pass Attempts, Season

1. Daniel Jones	2016	430
2. Thaddeus Lewis	2006	340
3. Ben Bennett	1980	330
4. Mike Schneider	2003	208
5. Steve Slayden	1984	202

Most Pass Completions, Game

1. Ben Bennett	38 vs. Wake Forest, 1980
2. Daniel Jones	34 vs. Miami, 2016
3. Dave Brown	33 vs. North Carolina, 1989
Daniel Jones	33 vs. Virginia, 2016
5. Daniel Jones	31 vs. Wake Forest, 2016
6. Daniel Jones	28 vs. Pittsburgh, 2016
7. Steve Slayden	27 vs. North Carolina, 1984
Dave Brown	27 vs. N.C. State, 1984
Daniel Jones	27 vs. Northwestern, 2016
10. Zack Asack	26 vs. Clemson, 2005

Most Pass Completions, Season

1. Daniel Jones	2016	270
2. Thaddeus Lewis	2006	180
3. Ben Bennett	1980	174
4. Steve Slayden	1984	113
Spence Fischer	1992	113

Most Pass Attempts Without An INT, Game

1. Daniel Jones	50 vs. Miami, 2016
2. Daniel Jones	46 vs. Pittsburgh, 2016
3. Thaddeus Lewis	41 vs. Florida State, 2006

Average Yards Per Attempt, Game

1. Daniel Jones (15-189)	12.60 vs. N.C. Central, 2016
2. Dave Brown (36-444)	12.33 vs. Wake Forest, 1989

Average Yards Per Attempt, Season (200 att.)

1. Daniel Jones (430-2,836)	2016	6.60
2. Thaddeus Lewis (340-2,134)	2006	6.28
3. Ben Bennett (330-2,050)	1980	6.21
4. Steve Slayden (202-1,229)	1984	6.08

Average Yards Per Completion, Game

1. Daniel Jones (10-189)	18.90 vs. N.C. Central, 2016
2. Dave Brown (24-444)	18.50 vs. Wake Forest, 1989
3. Spence Fischer (10-175)	17.50 vs. Maryland, 1992
4. Steve Slayden (8-133)	16.63 vs. Maryland, 1984
5. Spence Fischer (11-179)	16.27 vs. Florida St., 1992

Average Yards Per Completion, Season

1. Mike Schneider (97-1,220)	2003	12.58
2. Thaddeus Lewis (180-2,134)	2006	12.02
3. Ben Bennett (174-2,050)	1980	11.78
4. Steve Slayden (113-1,229)	1984	10.88

Highest Pass Efficiency, Game (15 att.)

1. Daniel Jones	216.51 vs. N.C. Central, 2016
(10-15, 189 yards, 2 TD, 0 INT)	
2. Dave Brown	201.38 vs. Wake Forest, 1989
(24-36, 444 yards, 4 TD, 1 INT)	
3. Daniel Jones	175.81 vs. Notre Dame, 2016
(24-32, 290 yards, 3 TD, 1 INT)	
4. Dave Brown	171.20 vs. Virginia, 1989
(15-20, 135 yards, 3 TD, 1 INT)	
5. Dave Brown	165.75 vs. N.C. State, 1989
(27-42, 374 yards, 4 TD, 1 INT)	
6. Spence Fischer	153.61 vs. East Carolina, 1992
(20-29, 222 yards, 3 TD, 2 INT)	
7. Thaddeus Lewis	152.29 vs. Navy, 2006
(15-22, 181 yards, 1 TD, 0 INT)	
8. Thaddeus Lewis	151.83 vs. North Carolina, 2006
(20-35, 285 yards, 4 TD, 2 INT)	
9. Daniel Jones	149.70 vs. No. 7 Louisville, 2016
(14-21, 129 yards, 2 TD)	
10. Dave Brown	146.55 vs. North Carolina, 1989
(33-54, 479 yards, 3 TD, 1 INT)	

Highest Pass Efficiency, Season (200 att.)

1. Daniel Jones	2016	126.28
(270-430, 2,836 yards, 16 TD, 9 INT)		
2. Thaddeus Lewis	2006	106.93
(180-340, 2,134 yards, 11 TD, 16 INT)		
3. Steve Slayden	1984	104.67
(113-202, 1,229 yards, 4 TD, 9 INT)		
4. Ben Bennett	1980	100.76
(174-330, 2,050 yards, 11 TD, 25 INT)		
5. Mike Schneider	2003	98.30
(97-208, 1,220 yards, 4 TD, 6 INT)		

Most 100-Yard Passing Games, Season

1. Daniel Jones	2016	11
2. Ben Bennett	1980	10
Thaddeus Lewis	2006	10

Most 200-Yard Passing Games, Season

1. Daniel Jones	2016	8
2. Thaddeus Lewis	2006	5

Most 300-Yard Passing Games, Season

1. Daniel Jones	2016	4
2. Dave Brown	1989	3

Most 400-Yard Passing Games, Season

1. Dave Brown	1989	2
---------------	------	---

Longest Pass

1. Dave Brown (Clarkston Hines)	97 vs. Wake Forest, 1989
---------------------------------	--------------------------

FRESHMAN RUSHING RECORDS

Most Rushing Yards, Game

1.	Shaun Wilson	245 vs. Kansas, 2014
2.	Tony Benjamin	186 vs. Wake Forest, 1973
3.	Tony Benjamin	181 vs. Georgia Tech, 1973
4.	Tony Benjamin	144 vs. Clemson, 1973
5.	George Clark	140 vs. Georgia Tech, 1944
6.	Letavious Wilks	137 vs. Maryland, 1996
7.	Tom Davis	130 vs. Maryland, 1941
8.	Bob Brower	124 vs. North Carolina, 1978
	B.J. Hill	124 vs. Maryland, 1998
10.	Re'quan Boyette	123 vs. Florida State, 2005
11.	B.J. Hill	121 vs. Western Carolina, 1998
12.	Brittain Brown	120 vs. N.C. Central, 2017
13.	Brittain Brown	116 vs. Georgia Tech, 2017
14.	Jordan Moore	113 vs. Virginia Tech, 2021
15.	Stanley Broadie	106 vs. Navy, 1977
16.	Mike Grayson	105 vs. Georgia Tech, 1980
17.	Desmond Scott	100 vs. N.C. Central, 2009
18.	Daniel Jones	99 vs. Virginia Tech, 2016
19.	Justin Boyle	98 vs. The Citadel, 2004
20.	Letavious Wilks	95 vs. Wake Forest, 1996
21.	Daniel Jones	94 vs. North Carolina, 2016
22.	Patrick Kurunwune	93 vs. N.C. Central, 2009

Most Rushing Yards, Season

1.	B.J. Hill	1998	798
2.	Brittain Brown	2017	701
3.	Shaun Wilson	2014	598
4.	Stanley Broadie	1977	579
5.	Tony Benjamin	1973	572
6.	Tom Davis	1941	568
7.	Letavious Wilks	1996	554
8.	Jela Duncan	2012	553
9.	George Clark	1944	528
10.	Chris Douglas	2000	503
11.	Daniel Jones	2016	486

Most Rushing Attempts, Game

1.	Tony Benjamin	41 vs. Wake Forest, 1973
2.	Tony Benjamin	32 vs. Georgia Tech, 1973
3.	B.J. Hill	27 vs. Maryland, 1998
4.	B.J. Hill	26 vs. Wake Forest, 1998
5.	Mike Dunn	24 vs. N.C. State, 1975
	Mike Grayson	24 vs. Georgia Tech, 1980
7.	B.J. Hill	23 vs. Western Carolina, 1998
	B.J. Hill	23 vs. North Carolina, 1998
9.	Bob Brower	22 vs. North Carolina, 1978
	Jela Duncan	22 vs. North Carolina, 2012
11.	Daniel Jones	21 vs. Army West Point, 2016
12.	B.J. Hill	20 vs. Vanderbilt, 1998

Most Rushing Attempts, Season

1.	B.J. Hill	1998	192
2.	Daniel Jones	2016	141
3.	Stanley Broadie	1977	132
4.	Brittain Brown	2017	130
5.	Letavious Wilks	1996	116
6.	Tony Benjamin	1973	114
7.	Chris Douglas	2000	110
8.	Jela Duncan	2012	109
9.	Tom Davis	1941	108
10.	Jay Hollingsworth	2008	107
11.	Mike Dunn	1975	103
12.	Buddy Luper	1942	101

Highest Average Per Rushing Attempt, Game (15)

1.	Tony Benjamin (16-144)	9.00 vs. Clemson, 1973
2.	George Clark (16-140)	8.75 vs. Georgia Tech, 1944

Highest Yards Per Rush Attempt Avg., Season (75)

1.	Shaun Wilson (78-598)	2014	7.67
2.	George Clark (89-528)	1944	5.93
3.	Brittain Brown (130-701)	2017	5.39
4.	Tom Davis (108-569)	1941	5.27
5.	Jela Duncan (109-553)	2012	5.07
6.	Tony Benjamin (114-572)	1973	5.02
7.	Letavious Wilks (116-554)	1996	4.78
8.	Chris Douglas (110-503)	2000	4.57
9.	Buddy Luper (101-454)	1942	4.50
10.	Stanley Broadie (132-579)	1977	4.45
11.	B.J. Hill (192-798)	1998	4.16

Most Rushing Touchdowns, Season

1.	Brandon Connette	2010	8
2.	Daniel Jones	2016	7
	Brittain Brown	2017	7
4.	Chris Douglas	2000	6
5.	George Clark	1944	5
	Stanley Broadie	1977	5
	Shaun Wilson	2014	5
8.	Jela Duncan	2012	4
9.	Mike Grayson	1980	3
	Jordan Moore	2021	3

Most 100-Yard Rushing Games, Season

1.	Tony Benjamin	1973	3
2.	B.J. Hill	1998	2
	Brittain Brown	2017	2

Longest Rush

1.	Re'quan Boyette	78 vs. Florida State, 2005
----	-----------------	----------------------------

FRESHMAN RECEIVING RECORDS

Most Pass Receptions, Game

1.	T.J. Rahming	12 vs. Virginia, 2015
2.	Johnny Williams	11 vs. Northwestern, 2008
3.	Donovan Varner	10 vs. North Carolina, 2008
	Conner Vernon	10 vs. N.C. State, 2009
5.	Jalon Calhoun	8 vs. North Carolina A&T, 2019
6.	Walter Jones	7 vs. The Citadel, 1988
	Jay Hollingsworth	7 vs. N.C. State, 2008
	Conner Vernon	7 vs. Virginia, 2009
	T.J. Rahming	7 vs. Wake Forest, 2015

Most Pass Receptions, Season

1.	Conner Vernon	2009	55
2.	Jalon Calhoun	2019	46
3.	T.J. Rahming	2015	43
4.	Corey Thomas	1994	37
5.	Walter Jones	1988	36
6.	Johnny Williams	2008	30
7.	Julius Grantham	1983	27
8.	Jay Hollingsworth	2008	25
9.	Reco Owens	1995	24

Most Receiving Yards, Game

1.	T.J. Rahming	190 vs. Virginia, 2015
2.	Walter Jones	139 vs. The Citadel, 1988
3.	Johnny Williams	137 vs. Northwestern, 2008
4.	Eron Riley	130 vs. Clemson, 2005
5.	Conner Vernon	128 vs. Virginia Tech, 2009
6.	Jalon Calhoun	105 vs. North Carolina A&T, 2019
7.	Conner Vernon	103 vs. Virginia, 2009
8.	Conner Vernon	102 vs. Maryland, 2009

Most Receiving Yards, Season

1.	Conner Vernon	2009	746
2.	Walter Jones	1988	578
3.	T.J. Rahming	2015	571
4.	Corey Thomas	1994	558
5.	Keith Ewell	1988	428
6.	Jalon Calhoun	2019	420
7.	Johnny Williams	2008	327
8.	Jomar Wright	2004	323
9.	Mike Hart	1998	289
10.	Khary Sharpe	2001	274
11.	Julius Grantham	1983	259
12.	Eron Riley	2005	247
13.	Reco Owens	1995	239

Highest Yards Per Reception, Season (15)

1.	Keith Ewell (18-428)	1988	23.78
2.	Jomar Wright (18-323)	2004	17.94
3.	Walter Jones (36-578)	1988	16.06
4.	Corey Thomas (37-558)	1994	15.08
5.	Johnell Barnes (15-217)	2013	14.47
6.	Mike Hart (21-289)	1998	13.76
7.	Conner Vernon (55-746)	2009	13.56
8.	T.J. Rahming (43-571)	2015	13.28
9.	Ben Patrick (17-218)	2003	12.82
10.	Austin Kelly (15-186)	2007	12.40
11.	Khary Sharpe (23-274)	2001	11.91

Most Touchdown Receptions, Game

1.	Keith Ewell	2 vs. North Carolina, 1988
	Stanley Dorsey	2 vs. Western Carolina, 1990
	Corey Thomas	2 vs. Wake Forest, 1994
	Corey Thomas	2 vs. North Carolina, 1994
	Khary Sharpe	2 vs. Clemson, 2001
	Jalon Calhoun	2 vs. North Carolina A&T, 2019

Most Touchdown Receptions, Season

1.	Corey Thomas	1994	8
2.	Keith Ewell	1988	7
3.	Stanley Dorsey	1990	4
4.	Jalon Calhoun	2019	4
5.	Walter Jones	1988	3
	Conner Vernon	2009	3
	David Reeves	2012	3
	Eli Pancel	2019	3

Most 100-Yard Receiving Games, Season

1.	Conner Vernon	2009	3
2.	Walter Jones	1988	1
	Eron Riley	2005	1
	Johnny Williams	2008	1
	T.J. Rahming	2015	1
	Jalon Calhoun	2019	1

FRESHMAN SCORING RECORDS

Most Points, Game

1. DeVon Edwards vs. N.C. State, 2013	18
Shaun Wilson vs. Kansas, 2014	18
3. Ross Martin vs. North Carolina, 2012	15
4. Brandon Connette vs. Virginia, 2010	14
5. Many with last Charlie Ham at Syracuse, 2020	12

Most Points, Season

1. Ross Martin (20 FG, 46 PAT)	2012	106
2. Charlie Ham (13 FG, 30 PAT)	2020	69
3. Corey Thomas (9 TD)	1994	54
4. Brandon Connette (8 TD, 1 PAT ²)	2010	50
5. AJ Reed (3 FG, 37 PAT)	2016	46
6. Keith Ewell (7 TD)	1988	42
Sims Lenhardt (9 FG, 15 PAT)	1996	42
Chris Douglas (7 TD)	2000	42
Daniel Jones (7 TD)	2016	42
Brittain Brown (7 TD)	2017	42

Touchdown Responsibility, Game (Rush-Pass)

1. Dave Brown (1-4)	5 vs. Wake Forest, 1989
2. Dave Brown (0-4)	4 vs. N.C. State, 1989
Thaddeus Lewis (0-4)	4 vs. North Carolina, 2006

Touchdown Responsibility, Season (Rush-Pass)

1. Daniel Jones (7-16)	2016	23
2. Dave Brown (1-14)	1989	15
3. Ben Bennett (1-11)	1980	12
Thaddeus Lewis (1-11)	2006	12

FRESHMAN TOTAL OFFENSE RECORDS

Most Total Offensive Yards, Game

1. Dave Brown	470 vs. North Carolina, 1989
(479 pass, -9 rush)	
2. Ben Bennett	447 vs. Wake Forest, 1980
(469 pass, -22 rush)	
3. Dave Brown	446 vs. Wake Forest, 1989
(444 pass, 2 rush)	
4. Daniel Jones	378 at Georgia Tech, 2016
(305 pass, 73 rush)	
5. Dave Brown	358 vs. N.C. State, 1989
(374 pass, -16 rush)	
6. Zack Asack	355 vs. Clemson, 2005
(328 pass, 27 rush)	
7. Daniel Jones	348 vs. Virginia, 2016
(324 pass, 24 rush)	
8. Daniel Jones	338 vs. Wake Forest, 2016
(332 pass, 6 rush)	
9. Daniel Jones	334 vs. North Carolina, 2016
(240 pass, 94 rush)	

Most Total Offensive Yards, Season

1. Daniel Jones	2016	3,322
(2,836 pass, 486 rush)		
2. Thaddeus Lewis	2006	2,060
(2,134 pass, -74 rush)		
3. Ben Bennett	1980	1,840
(2,050 pass, -210 rush)		
4. Spence Fischer	1992	1,447
(1,505 pass, -58 rush)		
5. Mike Schneider	2003	1,401
(1,220 pass, 181 rush)		
6. Steve Slayden	1984	1,151
(1,229 pass, -78 rush)		

Most Total Offensive Plays, Game (Rush-Pass)

1. Daniel Jones (19-48)	67 vs. Wake Forest, 2016
2. Ben Bennett (3-62)	65 vs. Wake Forest, 1980
3. Daniel Jones (14-50)	64 vs. Miami, 2016
4. Daniel Jones (8-54)	62 vs. Virginia, 2016
5. Mike Schneider (12-47)	59 vs. Maryland, 2003
6. Daniel Jones (10-48)	58 vs. Northwestern, 2016
7. Daniel Jones (11-46)	57 vs. Pittsburgh, 2016
8. Dave Brown (2-54)	56 vs. North Carolina, 1989
9. Zack Asack (10-43)	53 vs. Clemson, 2005
10. Mike Schneider (14-38)	52 vs. Wake Forest, 2003

Most Total Offensive Plays, Season (Rush-Pass)

1. Daniel Jones (141-430)	2016	571
2. Thaddeus Lewis (99-340)	2006	439
3. Ben Bennett (51-330)	1980	381
4. Mike Schneider (84-208)	2003	292
5. Spence Fischer (69-197)	1992	266
6. Steve Slayden (61-202)	1984	263

FRESHMAN ALL-PURPOSE RECORDS

Most All-Purpose Yards, Game

1. Desmond Scott	259 vs. Wake Forest, 2009
(41 rushing, 7 receiving, 211 kickoff return, 0 punt return)	
2. Shaun Wilson	252 vs. Kansas, 2014
(245 rushing, 7 receiving, 0 kickoff return, 0 punt return)	
3. DeVon Edwards	218 vs. N.C. State, 2013
(0 rushing, 0 receiving, 148 kickoff return, 0 punt return, 70 INT return)	
4. George Clark	207 vs. Georgia Tech, 1944
(140 rushing, 0 receiving, 24 kickoff return, 43 punt return)	
5. George Clark	201 vs. South Carolina, 1944
(99 rushing, 0 receiving, 80 kickoff return, 22 punt return)	
6. Tony Benjamin	197 vs. Wake Forest, 1973
(186 rushing, 0 receiving, 11 kickoff return, 0 punt return)	
7. Chris Douglas	192 vs. N.C. State, 2000
(77 rushing, 26 receiving, 84 kickoff return, 5 punt return)	
Conner Vernon	192 vs. Virginia Tech, 2009
(0 rushing, 128 receiving, 64 kickoff return, 0 punt return)	
9. Jamison Crowder	190 vs. Stanford, 2011
(9 rushing, 47 receiving, 134 kickoff return, 0 punt return)	
T.J. Rahming	190 vs. Virginia, 2015
(0 rushing, 190 receiving, 0 kickoff return, 0 punt return)	
11. Chris Douglas	188 vs. Florida State, 2000
(88 rushing, 2 receiving, 98 kickoff return, 0 punt return)	
12. Josh Snead	186 vs. Alabama, 2010
(83 rushing, 0 receiving, 103 kickoff return, 0 punt return)	
13. Tony Benjamin	181 vs. Georgia Tech, 1973
(181 rushing, 0 receiving, 0 kickoff return, 0 punt return)	
14. Jamison Crowder	180 vs. North Carolina, 2011
(5 rushing, 61 receiving, 73 kickoff return, 41 punt return)	
15. Chris Douglas	179 vs. Clemson, 2000
(51 rushing, 24 receiving, 104 kickoff return, 0 punt return)	
16. Conner Vernon	173 vs. N.C. State, 2009
(0 rushing, 86 receiving, 87 kickoff return, 0 punt return)	

Most All-Purpose Yards, Season

1. Chris Douglas	2000	1,442
(503 rushing, 168 receiving, 766 kickoff return, 5 punt return)		
2. Julius Grantham	1983	1,257
(556 rushing, 259 receiving, 442 kickoff return, 0 punt return)		
3. George Clark	1944	1,159
(528 rushing, 0 receiving, 296 kickoff return, 335 punt return)		
4. Jamison Crowder	2011	1,141
(42 rushing, 163 receiving, 814 kickoff return, 122 punt return)		
5. Conner Vernon	2009	1,041
(0 rushing, 746 receiving, 295 kickoff return, 0 punt return)		
6. Brittain Brown	2017	900
(701 rushing, 161 receiving, 38 kickoff return, 0 punt return)		
7. B.J. Hill	1998	898
(798 rushing, 70 receiving, 30 kickoff return, 0 punt return)		
8. Desmond Scott	2009	861
(262 rushing, 147 receiving, 452 kickoff return, 0 punt return)		
9. Jela Duncan	2012	789
(553 rushing, 89 receiving, 147 kickoff return, 0 punt return)		
10. Stanley Broadie	1977	778
(579 rushing, 84 receiving, 115 kickoff return, 0 punt return)		
11. Shaun Wilson	2014	777
(598 rushing, 179 receiving, 0 kickoff return, 0 punt return)		
12. Josh Snead	2010	704
(221 rushing, 0 receiving, 483 kickoff return, 0 punt return)		
13. Jay Hollingsworth	2008	681
(399 rushing, 188 receiving, 94 kickoff return, 0 punt return)		
14. DeVon Edwards	2013	652
(0 rushing, 0 receiving, 574 kickoff return, 0 punt return, 78 INT return)		
15. Tony Benjamin	1973	628
(572 rushing, 25 receiving, 31 kickoff return, 0 punt return)		
16. Latavius Wilks	1996	621
(554 rushing, 67 receiving, 0 kickoff return, 0 punt return)		

FRESHMAN PLACEKICKING RECORDS

Most PATs, Game

1.	Randy Gardner	7 vs. Wake Forest, 1989
	AJ Reed	7 vs. N.C. Central, 2016
3.	Ross Martin	6 vs. N.C. Central, 2012
	Ross Martin	6 vs. Virginia, 2012
	Ross Martin	6 vs. Miami, 2012
	Charlie Ham	6 vs. Charlotte, 2020
7.	Randy Gardner	5 vs. Army West Point, 1989
	Randy Gardner	5 vs. N.C. State, 1989
	Ross Martin	5 vs. FIU, 2012
	Ross Martin	5 vs. Memphis, 2012
	AJ Reed	5 vs. Notre Dame, 2016
	AJ Reed	5 vs. Georgia Tech, 2016
	Charlie Ham	5 vs. Florida State, 2020
13.	Randy Gardner	4 vs. North Carolina, 1989
	Brent Garber	4 vs. N.C. State, 2000
	Ross Martin	4 vs. Wake Forest, 2012
	AJ Reed	4 vs. North Carolina, 2016
	Charlie Ham	4 vs. Virginia Tech, 2020
	Charlie Ham	4 vs. Georgia Tech, 2020

Most PATs, Season

1.	Ross Martin	2012	46
2.	AJ Reed	2016	37
3.	Randy Gardner	1989	36
4.	Charlie Ham	2020	30
5.	Brent Garber	2000	16
6.	Sims Lenhardt	1996	15
	Joe Surgan	2005	15
8.	Dave Malechek	1973	13
	Nick Maggio	2007	13

Most PAT Attempts, Game

1.	Randy Gardner	7 vs. Wake Forest, 1989
	AJ Reed	7 vs. N.C. Central, 2016
	Charlie Ham	7 vs. Charlotte, 2020
4.	Ross Martin	6 vs. N.C. Central, 2012
	Ross Martin	6 vs. Virginia, 2012
	Ross Martin	6 vs. Miami, 2012

7.	Randy Gardner	5 vs. Army West Point, 1989
	Randy Gardner	5 vs. N.C. State, 1989
	Ross Martin	5 vs. FIU, 2012
	Ross Martin	5 vs. Memphis, 2012
	AJ Reed	5 vs. Notre Dame, 2016
	AJ Reed	5 vs. Georgia Tech, 2016
	Charlie Ham	5 vs. Florida State, 2020
13.	Dave Malechek	4 vs. North Carolina, 1973
	Randy Gardner	4 vs. Northwestern, 1989
	Randy Gardner	4 vs. North Carolina, 1989
	Brent Garber	4 vs. N.C. State, 2000
	Ross Martin	4 vs. Wake Forest, 2012
	AJ Reed	4 vs. North Carolina, 2016
	Charlie Ham	4 vs. Virginia Tech, 2020
	Charlie Ham	4 vs. Georgia Tech, 2020

Most PAT Attempts, Season

1.	Ross Martin	2012	47
2.	Randy Gardner	1989	39
3.	AJ Reed	2016	38
4.	Charlie Ham	2020	32
5.	Sims Lenhardt	1996	18
	Brent Garber	2000	18
7.	Joe Surgan	2005	16
8.	Dave Malechek	1973	14
9.	Nick Maggio	2007	13

Highest PAT Percentage, Season (15 att.)

1.	Ross Martin (46-47)	2012	.979
2.	AJ Reed (37-38)	2016	.974
3.	Joe Surgan (15-16)	2005	.938
4.	Charlie Ham (30-32)	2020	.938
5.	Randy Gardner (36-39)	1989	.923
6.	Brent Garber (16-18)	2000	.889
7.	Sims Lenhardt (15-18)	1996	.833

Most Field Goals, Game

1.	Ross Martin	4 vs. North Carolina, 2012
3.	Charlie Ham	3 vs. Syracuse, 2020
2.	Randy Gardner	2 vs. Tennessee, 1989
	Sims Lenhardt	2 vs. Northwestern, 1996
	Sims Lenhardt	2 vs. Clemson, 1996
	Brent Garber	2 vs. Wake Forest, 2000
	Ross Martin	2 vs. Stanford, 2012

Ross Martin	2 vs. N.C. Central, 2012
Ross Martin	2 vs. Wake Forest, 2012
Ross Martin	2 vs. Virginia Tech, 2012
Ross Martin	2 vs. Clemson, 2012
Ross Martin	2 vs. Cincinnati, 2012
AJ Reed	2 vs. Virginia, 2016
Charlie Ham	2 vs. Notre Dame, 2020
Charlie Ham	2 vs. Virginia, 2020
Charlie Ham	2 vs. NC State, 2020

Most Field Goals, Season

1.	Ross Martin	2012	20
2.	Charlie Ham	2020	13
3.	Randy Gardner	1989	9
	Sims Lenhardt	1996	9
5.	Dave Malechek	1973	7
	Scott McKinney	1978	7
	Brent Garber	2000	7
8.	Joe Surgan	2005	6

Most Field Goal Attempts, Game

1.	Brent Garber	4 vs. Wake Forest, 2000
	Ross Martin	4 vs. North Carolina, 2012
3.	Sims Lenhardt	3 vs. Northwestern, 1996
	Sims Lenhardt	3 vs. Clemson, 1996
	Charlie Ham	3 vs. Syracuse, 2020
	Charlie Ham	3 vs. NC State, 2020

Most Field Goal Attempts, Season

1.	Ross Martin	2012	23
2.	Dave Malechek	1973	18
3.	Randy Gardner	1989	16
4.	Sims Lenhardt	1996	15
	Charlie Ham	2020	15
5.	Brent Garber	2000	12

Highest Field Goal Percentage, Season (15 att.)

1.	Ross Martin (20-23)	2012	.870
2.	Charlie Ham (13-15)	2020	.867
3.	Sims Lenhardt (9-15)	1996	.600
4.	Randy Gardner (9-16)	1989	.563

Longest Field Goal

1.	Ross Martin	52 vs. Cincinnati, 2012
2.	Ross Martin	50 vs. Georgia Tech, 2012

FRESHMAN PUNTING RECORDS

Most Punts, Game

1.	Kevin Jones	12 vs. Georgia Tech, 2007
	Will Monday	12 vs. Florida State, 2012
3.	John Tolish	9 vs. Ohio State, 1981
	John Krueger	9 vs. Florida State, 1993
	Trey McDonald	9 vs. Florida State, 2001
	Trey McDonald	9 vs. Georgia Tech, 2001
	Kevin Jones	9 vs. Virginia Tech, 2007
	Will Monday	9 vs. Virginia, 2012
	Will Monday	9 vs. Clemson, 2012
	Austin Parker	9 vs. Army West Point, 2016
	Porter Wilson	9 vs. Virginia Tech, 2020
11.	John Tolish	8 vs. Maryland, 1981
	Brian Morton	8 vs. North Carolina, 1997
	Kevin Jones	8 vs. Clemson, 2007
	Austin Parker	8 vs. Northwestern, 2016

Most Punts, Season

1.	Kevin Jones	2007	75
2.	Will Monday	2012	67
3.	John Tolish	1981	60
	Trey McDonald	2001	60
5.	Brian Morton	1997	59
6.	Anthony Dilweg	1985	54

Most Punting Yards, Game

1.	Will Monday	486 vs. Florida State, 2012
2.	Kevin Jones	450 vs. Georgia Tech, 2007
3.	Will Monday	423 vs. Virginia, 2012
4.	Porter Wilson	409 vs. Virginia Tech, 2020
5.	John Tolish	374 vs. Ohio State, 1981
6.	Austin Parker	368 vs. Northwestern, 2016
7.	Brian Morton	364 vs. North Carolina, 1997
8.	Will Monday	359 vs. Clemson, 2012
9.	John Tolish	352 vs. Maryland, 1981
10.	John Krueger	347 vs. Florida State, 1993

Most Punting Yards, Season

1.	Will Monday	2012	2,991
2.	Kevin Jones	2007	2,871
3.	Brian Morton	1997	2,445
4.	Trey McDonald	2001	2,304
5.	John Tolish	1981	2,280
6.	Porter Wilson	2020	2,276
7.	Anthony Dilweg	1985	2,178

Highest Yards Per Punt Average, Game (3)

1.	Austin Parker (3-154)	51.30 vs. Louisville, 2016
2.	Brian Morton (3-150)	50.00 vs. Navy, 1997
3.	Will Monday (7-330)	47.14 vs. Stanford, 2012
4.	Brian Morton (6-282)	47.00 vs. Wake Forest, 1997
	Will Monday (9-423)	47.00 vs. Virginia, 2012
6.	Will Monday (4-187)	46.75 vs. Virginia Tech, 2012
7.	John Krueger (7-323)	46.14 vs. Wake Forest, 1993
8.	Austin Parker (8-368)	46.00 vs. Northwestern, 2016
9.	Anthony Dilweg (5-229)	45.80 vs. South Carolina, 1985
10.	Brian Morton (7-320)	45.71 vs. Northwestern, 1997

Highest Yards Per Punt Average, Season (25)

1.	Will Monday (67-2,991)	2012	44.64
2.	Porter Wilson (53-2,276)	2020	42.94
3.	Brian Morton (59-2,445)	1997	41.44
4.	Austin Parker (38-1,556)	2016	40.90
5.	Anthony Dilweg (54-2,178)	1985	40.33
6.	John Krueger (50-1,966)	1993	39.32

Longest Punt

1.	Will Monday	79 vs. Cincinnati, 2012
----	-------------	-------------------------

FRESHMAN KICKOFF & PUNT RETURN RECORDS

Most Kickoff Returns, Game

1. Desmond Scott	7 vs. Wake Forest, 2009
2. Chris Davis	6 vs. Maryland, 2004
Juwan Thompson	6 vs. Wake Forest, 2010
Jamison Crowder	6 vs. Stanford, 2011
Jamison Crowder	6 vs. FIU, 2011
Jaylen Stinson	6 vs. Georgia Tech, 2020

Most Kickoff Returns, Season

1. Jamison Crowder	2011	38
2. Chris Douglas	2000	35
3. Richmond Flowers	1996	27

Most Kickoff Return Yards, Game

1. Chris Davis	218 vs. Maryland, 2004
2. Desmond Scott	211 vs. Wake Forest, 2009

Most Kickoff Return Yards, Season

1. Jamison Crowder	2011	814
2. Chris Douglas	2000	766

Highest Kickoff Return Average, Game (3)

1. DeVon Edwards (3-148)	49.33 vs. N.C. State, 2013
2. Quinton McCracken (3-142)	47.33 vs. Clemson, 1988
3. DeVon Edwards (3-138)	46.00 vs. N. Carolina, 2013
4. Chris Davis (6-218)	36.33 vs. Maryland, 2004

Highest Kickoff Return Average, Season (18)

1. DeVon Edwards (19-574)	2013	30.21
2. Chris Davis (20-516)	2004	25.80
3. Quinton McCracken (19-483)	1988	25.42
4. Desmond Scott (18-452)	2009	25.11
5. Josh Snead (22-483)	2010	21.95
6. Jamison Crowder (38-814)	2011	21.42

Longest Kickoff Return

1. DeVon Edwards	100 vs. N.C. State, 2013
2. DeVon Edwards	99 vs. North Carolina, 2013
3. Chris Davis	94 vs. Maryland, 2004

Most Punt Returns, Game

1. Adam Geis	5 vs. Army West Point, 1994
--------------	-----------------------------

Most Punt Returns, Season

1. Adam Geis	1994	20
--------------	------	----

Most Punt Return Yards, Game

1. George Clark	119 vs. Wake Forest, 1944
-----------------	---------------------------

Most Punt Return Yards, Season

1. George Clark	1944	335
-----------------	------	-----

Highest Punt Ret. Average, Game (3)

1. George Clark (3-119)	39.67 vs. Wake Forest, 1944
-------------------------	-----------------------------

Highest Punt Return Average, Season (12)

1. George Clark (17-335)	1944	19.71
2. Brad Breedlove (12-140)	1990	11.67

Longest Punt Return

1. George Clark	95 vs. Wake Forest, 1944
-----------------	--------------------------

FRESHMAN DEFENSIVE RECORDS

Most Tackles, Game

1. Erwin Sampson	20 vs. N.C. State, 1988
2. Erwin Sampson	19 vs. Clemson, 1988
3. Mike Junkin	18 vs. N.C. State, 1983
Erwin Sampson	18 vs. The Citadel, 1988
5. Erwin Sampson	17 vs. Wake Forest, 1988
Darrell Spells	17 vs. Army West Point, 1989
7. Erwin Sampson	16 vs. Tennessee, 1988
Darrell Spells	16 vs. Tennessee, 1989
Todd DeLamielleure	16 vs. Georgia Tech, 1998
Joe Giles-Harris	16 vs. North Carolina, 2016
11. Michael Tauiliili	15 vs. Wake Forest, 2005
Joe Giles-Harris	15 vs. Wake Forest, 2016
Shaka Heyward	15 vs. North Carolina, 2019
14. Erwin Sampson	14 vs. North Carolina, 1988
Billy Granville	14 vs. Clemson, 1993
Michael Tauiliili	14 vs. North Carolina, 2005
Kyler Brown	14 vs. Georgia Tech, 2012
18. Erwin Sampson	13 vs. Maryland, 1988
Billy Granville	13 vs. North Carolina, 1993
Todd DeLamielleure	13 vs. Wake Forest, 1998
Michael Tauiliili	13 vs. Florida State, 2005
Dwayne Norman	13 vs. Florida State, 2012
Joe Giles-Harris	13 vs. Virginia Tech, 2016
Joe Giles-Harris	13 vs. Miami, 2016

Most Tackles, Season

1. Erwin Sampson	1988	150
2. Carl McGee	1975	113
3. Joe Giles-Harris	2016	107
4. Michael Tauiliili	2005	92
5. Ryan Fowler	2000	87
6. Todd DeLamielleure	1998	75
7. Jim Scharrer	2001	69
8. Darrell Spells	1989	68
Shaka Heyward	2019	68
10. DeVon Edwards	2013	64
11. Kelby Brown	2010	63
Deondre Singleton	2013	63
13. Ross Cockrell	2010	60
Dwayne Norman	2012	60
15. Brendan Dewan	2002	59
Leonard Johnson	2018	59
17. Mike Junkin	1983	58
Tinashe Bere	2015	58
19. Duane Marks	1990	56
20. Billy Granville	1993	54

Most Tackles, Playing Debut

1. Brendan Dewan	12 vs. East Carolina, 2002
2. Todd DeLamielleure	10 vs. Western Carolina, 1998
Jim Scharrer	10 vs. Florida State, 2001

Most Tackles For Loss, Game

1. Todd DeLamielleure	4.0 vs. Wake Forest, 1998
Chris Rumph II	4.0 vs. Georgia Tech, 2018
3. Chris Combs	3.0 vs. Wake Forest, 1996
Ryan Fowler	3.0 vs. Florida State, 2000
Ryan Fowler	3.0 vs. Maryland, 2000
Jim Scharrer	3.0 vs. North Carolina, 2001
Brendan Dewan	3.0 vs. East Carolina, 2003
Michael Tauiliili	3.0 vs. North Carolina, 2005
Tinashe Bere	3.0 vs. Virginia, 2015

Most Tackles For Loss, Season

1. Ryan Fowler	2000	13.0
2. Travis Pearson	1990	12.0
3. Chris Combs	1996	11.0
4. Michael Tauiliili	2005	10.0
5. Joe Giles-Harris	2016	9.5
6. Todd DeLamielleure	1998	8.0
Vince Oghobaase	2006	8.0
Chris Rumph II	2018	8.0
9. Victor Dimukeje	2017	7.5
10. Jim Scharrer	2001	7.0
11. Brendan Dewan	2002	6.5
Wesley Oglesby	2007	6.5
Shaka Heyward	2019	6.5

Most Sacks, Game

1. Travis Pearson	2.0 vs. Maryland, 1990
Chris Combs	2.0 vs. Georgia Tech, 1996
Chris Combs	2.0 vs. N.C. State, 1996
Chris Combs	2.0 vs. Wake Forest, 1996
Todd DeLamielleure	2.0 vs. Wake Forest, 1998
Ryan Fowler	2.0 vs. Florida State, 2000

Most Sacks, Season

1. Chris Combs	1996	8.0
2. Ryan Fowler	2000	7.0

Most QB Pressures, Game

1. Wesley Oglesby	4 vs. Northwestern, 2007
2. Kelby Brown	3 vs. Navy, 2010

Most QB Pressures, Season

1. Todd DeLamielleure	1998	11
2. Wesley Oglesby	2007	7
3. Chris Combs	1996	6
4. Kelby Brown	2010	5
Ben Humphreys	2015	5

Most Interceptions, Game

1. John Talley	2 vs. Clemson, 2007
Ross Cockrell	2 vs. Virginia, 2010
DeVon Edwards	2 vs. N.C. State, 2013
Breon Borders	2 vs. Florida State, 2013

Most Interceptions, Season

1. Breon Borders	2013	4
2. Wyatt Smith	1988	3
Ross Cockrell	2010	3

Most Pass Breakups, Game

1. Fonda Williams	4 vs. N.C. State, 1985
2. Quinton McCracken	3 vs. Maryland, 1988
Bryon Fields Jr.	3 vs. Virginia Tech, 2013

Most Pass Breakups, Season

1. Wyatt Smith	1988	13
2. Fonda Williams	1985	11

Most Total Passes Defended, Game (INT-PBU)

1. Fonda Williams (0-4)	4 vs. N.C. State, 1985
-------------------------	------------------------

Most Total Passes Defended, Season (INT-PBU)

1. Wyatt Smith (3-13)	1988	16
2. Fonda Williams (1-11)	1985	12
Breon Borders (4-8)	2013	12
4. Ross Cockrell (3-7)	2010	10

Most Caused Fumbles, Season

1. Michael Tauiliili	2005	3
----------------------	------	---

Most Fumble Recoveries, Game

1. Dwayne Norman	2 vs. Florida State, 2012
------------------	---------------------------

Most Fumble Recoveries, Season

1. Kelby Brown	2010	4
----------------	------	---

TEAM SINGLE-GAME RECORDS

Most Offensive Plays

1. 104 vs. Northwestern, 2017

Most Offensive Yards

1. 728 vs. Davidson, 1941
 2. 706 vs. Wake Forest, 1982
 3. 661 vs. Texas A&M, 2013
 4. 656 vs. North Carolina, 1989
 5. 655 vs. N.C. Central, 2015
 6. 653 vs. Western Carolina, 1990
 7. 645 vs. Syracuse, 2020
 8. 629 vs. North Carolina, 2018
 9. 621 vs. Virginia, 1982
 10. 619 vs. Pittsburgh, 2018

Highest Yards Per Play Average

1. 9.39 (54-507) vs. Richmond, 1944

Most Total First Downs

1. 38 vs. Georgia Tech, 1987

Most First Downs By Rush

1. 25 vs. Virginia, 1957

Most First Downs By Pass

1. 23 vs. N.C. State, 1987
 23 vs. Georgia Tech, 1997

Most First Downs By Penalty

1. 10 vs. Northwestern, 2021
 2. 9 vs. North Carolina A&T, 2019

Most Pass Attempts

1. 63 vs. Wake Forest, 1980
 63 vs. Stanford, 2012

Most Pass Completions

1. 43 vs. Boston College, 2011
 2. 42 vs. Stanford, 2012
 3. 41 vs. Georgia Tech, 1997

Most Passing Yards

1. 489 vs. Georgia Tech, 1997
 2. 482 vs. Wake Forest, 1980
 3. 479 vs. North Carolina, 1989
 4. 475 vs. Wake Forest, 1988
 5. 459 vs. N.C. State, 2009

Highest Pass Completion Pct. (15 att.)

1. .938 (15-16) vs. Georgia Tech, 1960

Highest Yards Per Completion

Avg. (15 att.)
 1. 21.58 (19-410) vs. The Citadel, 1988

Most Rushing Attempts

1. 84 vs. N.C. State, 1956

Most Rushing Yards

1. 614 vs. Davidson, 1941
 2. 521 vs. N.C. State, 1943
 3. 448 vs. Davidson, 1940
 4. 445 vs. South Carolina, 1935
 5. 444 vs. Richmond, 1943

Highest Yards Per Rushing Attempt Average

1. 9.48 (29-275) vs. Wake Forest, 1945

Most Passing Touchdowns

1. 6 vs. Georgia Tech, 1987

Most Rushing Touchdowns

1. 11 vs. N.C. State, 1943

Most PATs

1. 9 vs. N.C. State, 1943

Most PAT Attempts

1. 11 vs. N.C. State, 1943

Most Field Goals

1. 6 vs. Clemson, 1976

Most Field Goal Attempts

1. 7 vs. Clemson, 1976
 7 vs. N.C. State, 1994

Most Pass Interceptions Thrown

1. 7 vs. Navy, 1954
 7 vs. Maryland, 1998

Most Fumbles

1. 9 vs. N.C. State, 1986

Most Fumbles Lost

1. 6 vs. SMU, 1956
 6 vs. Clemson, 1965
 6 vs. Clemson, 1968
 6 vs. N.C. State, 1986

Most Penalties

1. 20 vs. Clemson, 1969

Most Penalty Yards

1. 201 vs. Clemson, 1969

Most Punts

1. 21 vs. Pittsburgh, 1938

Most Punting Yards

1. 788 vs. Pittsburgh, 1938

Most Punt Returns

1. 10 vs. Colgate, 1938
 10 vs. Georgia Tech, 1938

Most Punt Return Yards

1. 194 vs. Richmond, 1946

Highest Punt Return Average

1. 27.71 (7-194) vs. Richmond, 1946

Most Kickoff Returns

1. 10 vs. Georgia Tech, 1966
 10 vs. Notre Dame, 1966

Most Kickoff Return Yards

1. 276 vs. N.C. State, 1992

Highest Kickoff Return Average

1. 57.67 (3-173) vs. Wake Forest, 1999

Fewest Total Yards Allowed

1. -6 (-49 r, 43 p) vs. N.C. State, 1943
 -6 (-16 r, 10 p) vs. South Carolina, 1945

Fewest Rushing Attempts Allowed

1. 13 vs. Richmond, 1944

Fewest Rushing Yards Allowed

1. -49 vs. N.C. State, 1943

Fewest Pass Completions Allowed

1. 0, many times; last vs. Ga. Tech, 1977

Fewest Passing Yards Allowed

1. -1 vs. Wake Forest, 1973

Most Interceptions

1. 8 vs. North Carolina, 1933

Most Interception Return Yards

1. 158 vs. Clemson, 1980

Most Fumbles Recovered

1. 8 vs. Wake Forest, 1956

Most Points, Game

1. 96 vs. Furman, 1891
 2. 76 vs. Bogue Field, 1945
 3. 75 vs. N.C. State, 1943
 4. 72 vs. Richmond, 1927
 5. 70 vs. Tennessee, 1893
 6. 68 vs. Wofford, 1921
 68 vs. Guilford, 1923

Most Points, Quarter

1. 34 vs. Wake Forest, 1937
 34 vs. Wake Forest, 1999
 3. 32 vs. Pennsylvania, 1954
 4. 30 vs. FIU, 2012
 5. 28 vs. Wake Forest, 1941
 28 vs. Virginia, 1961
 28 vs. Wake Forest, 2001
 28 vs. N.C. Central, 2016

Most Points, Half

1. 49 vs. N.C. Central, 2016
 2. 47 vs. N.C. Central, 2017
 3. 46 vs. Bogue Field, 1945
 46 vs. Richmond, 1949
 5. 45 vs. Pennsylvania, 1954
 6. 43 vs. N.C. State, 1952
 7. 41 vs. N.C. State, 1943
 41 vs. Wake Forest, 1999

Most Points Allowed, Game

1. 70 by Florida State, 1995
 2. 66 by North Carolina, 2015
 3. 64 by Notre Dame, 1966
 64 by Navy, 1996
 5. 63 by Florida State, 2000
 6. 62 by Florida State, 1998
 62 by Louisville, 2021
 8. 59 seven times; last by Wake Forest, 2018

Most Points Allowed, Quarter

1. 35 by North Carolina, 2000
 2. 32 by Florida State, 1994
 3. 31 by Florida State, 2001
 4. 29 by Maryland, 1982
 5. 28, nine times last by Florida State, 2020

Most Points Allowed, Half

1. 54 by Florida State, 1995
 2. 52 by North Carolina, 2000
 3. 49 by N.C. State, 2001
 4. 45 by Alabama, 2010
 5. 44 by Florida State, 1999

SCORING SUPERLATIVES

Duke

Most Points, Loss

1. 55 vs. Pittsburgh (58), 2013
 2. 48 vs. Wake Forest (54), 2010
 48 vs. Texas A&M (52), 2013
 4. 45 vs. N.C. State (47), 1987
 45 vs. Miami (52), 2012
 45 vs. Pittsburgh (54), 2018
 7. 44 vs. North Carolina (45), 2006
 8. 43 vs. Navy (46), 2007
 9. 40 vs. North Carolina (41), 1994

Most Points, Loss, Home

1. 55 vs. Pittsburgh (58), 2013
 2. 45 vs. N.C. State (47), 1987
 45 vs. Miami (52), 2012
 4. 44 vs. North Carolina (45), 2006
 5. 40 vs. North Carolina (41), 1994

Most Points, Loss, Away

1. 48 vs. Wake Forest (54), 2010
 2. 45 vs. Pittsburgh (54), 2018
 3. 43 vs. Navy (46), 2007
 4. 38 vs. North Carolina (39), 1976
 38 vs. Rutgers (39), 1993

Fewest Points, Win

1. 3 vs. Wake Forest (0), 1922
 3 vs. Wake Forest (0), 1978
 3. 6 twelve times; last vs. Army West Point, 1964

Fewest Points, Win, Home

1. 3 vs. Wake Forest (0), 1978
 2. 6, seven times, last vs. NC, 1961

Fewest Points, Win, Away

1. 6 vs. North Carolina (4), 1891
 6 vs. Elon (0), 1925
 6 vs. Wofford (0), 1925
 6 vs. Washington & Lee (0), 1931
 6 vs. Army West Point (0), 1964

Opponent

Most Points, Loss

1. 48 by Virginia (55), 2010
 48 by Pittsburgh²⁰¹⁷ (51), 2014
 3. 41 by Indiana (44), 2015
 4. 38 by South Carolina (42), 1970
 5. 36 by Wake Forest (38), 1986
 6. 35 by Wake Forest (52), 1989
 35 by Wake Forest (48), 1999
 35 by North Carolina (42), 2018

Most Points, Loss, Home

1. 48 by Pittsburgh²⁰¹⁷ (51), 2014
 2. 36 by Wake Forest (38), 1986
 3. 35 by Wake Forest (48), 1999
 4. 34 by Virginia (38), 1988

Most Points, Loss, Away

1. 48 by Virginia (55), 2010
 2. 38 by South Carolina (42), 1970
 3. 35 by Wake Forest (52), 1989
 35 by North Carolina (42), 2018

Fewest Points, Win

1. 3 by Clemson (2), 1965
 3 by Clemson (0), 1971
 3. 6, nine times, last by Clemson (0), 1959

Fewest Points, Win, Home

1. 3 by Clemson (2), 1965

Fewest Points, Win, Away

1. 6, nine times, last by Clemson (0), 1959

ANNUAL LEADERS

Passing Yards

Year	Name	Cmp	Att	INT	TD	Yards
1938	Eric Tipton (Sr.)	22	51	2	0	269
1939	Wes McAfee (Jr.)	23	46	0	0	306
1940	Frank Swiger (Sr.)	22	38	0	0	357
1941	Tom Davis (So.)	37	74	0	0	506
1942	Tom Davis (Jr.)	15	42	0	0	179
1943	Buddy Luper (Jr.)	14	36	3	0	351
1944	Tom Davis (Sr.)	10	21	3	0	153
1945	George Clark (So.)	15	20	2	0	275
1946	George Clark (Jr.)	13	38	6	0	190
1947	Fred Folger (Jr.)	28	65	9	0	383
1948	Fred Folger (Sr.)	27	70	4	2	457
1949	Billy Cox (Jr.)	59	118	7	4	779
1950	Billy Cox (Sr.)	108	206	15	8	1,428
1951	Jerry Barger (Fr.)	31	64	10	1	366
1952	Worth Lutz (So.)	42	79	2	9	533
1953	Jerry Barger (Jr.)	21	38	5	4	353
1954	Jerry Barger (Sr.)	39	67	9	5	603
1955	Sonny Jurgensen (Jr.)	37	69	7	3	536
1956	Sonny Jurgensen (Sr.)	28	59	6	2	371
1957	Bob Brodhead (Jr.)	30	62	7	4	392
1958	Bob Brodhead (Sr.)	53	111	9	3	651
1959	George Harris (Sr.)	27	65	5	2	381
1960	Don Altman (Jr.)	80	119	6	3	635
1961	Walt Rappold (Jr.)	54	96	5	7	657
1962	Walt Rappold (Sr.)	57	113	11	2	696
1963	Scotty Glacken (So.)	101	201	8	12	1,265
1964	ACC Scotty Glacken (Jr.)	104	192	9	7	1,178
1965	Todd Orvald (Jr.)	63	105	7	7	850
1966	Al Woodall (Jr.)	39	71	4	2	482
1967	Al Woodall (Sr.)	79	150	9	2	1,019
1968	ACC Leo Hart (So.)	162	301	11	11	2,238
1969	ACC Leo Hart (Jr.)	145	268	9	5	1,642
1970	ACC Leo Hart (Sr.)	179	308	12	7	2,236
1971	Dennis Satyshur (Sr.)	41	84	8	2	631
1972	Mark Johnson (So.)	30	69	7	1	380
1973	Mark Johnson (Jr.)	38	91	11	3	497
1974	Hal Spears (Jr.)	79	141	6	5	1,132
1975	Bob Corbett (Sr.)	81	131	6	3	1,063
1976	Mike Dunn (So.)	90	168	11	2	1,078
1977	Mike Dunn (Jr.)	102	191	9	7	1,239
1978	Mike Dunn (Sr.)	65	144	8	2	668
1979	Stanley Driskell (Sr.)	54	145	11	4	721
1980	Ben Bennett (Fr.)	174	330	25	11	2,050
1981	Ben Bennett (So.)	110	202	8	7	1,445
1982	ACC Ben Bennett (Jr.)	236	374	12	20	3,033
1983	Ben Bennett (Sr.)	300	469	12	17	3,086
1984	Steve Slayden (Fr.)	113	202	9	4	1,229
1985	Steve Slayden (So.)	173	294	13	10	1,937
1986	Steve Slayden (Jr.)	183	313	15	14	1,914
1987	Steve Slayden (Sr.)	230	395	16	20	2,924
1988	ACC Anthony Dilweg (Sr.)	287	484	18	24	3,824
1989	Billy Ray (Jr.)	174	274	14	15	2,035
1990	Dave Brown (Jr.)	129	245	12	8	1,444
1991	Dave Brown (Sr.)	230	437	15	20	2,794
1992	Spence Fischer (Fr.)	113	197	10	8	1,505
1993	Spence Fischer (So.)	213	388	14	12	2,561
1994	Spence Fischer (Jr.)	204	346	8	16	2,285
1995	Spence Fischer (Sr.)	256	438	14	12	2,668
1996	David Green (Jr.)	88	165	3	4	958
1997	Bobby Campbell (Fr.)	85	176	10	2	925
1998	Bobby Campbell (So.)	101	206	8	6	1,199
1999	Spencer Romine (Jr.)	123	243	13	6	1,638
2000	D. Bryant (So.)	129	258	10	5	1,448
2001	D. Bryant (Jr.)	187	384	17	11	2,454
2002	Adam Smith (So.)	174	308	9	12	2,031
2003	Mike Schneider (Fr.)	97	208	6	4	1,220
2004	Mike Schneider (So.)	150	253	7	8	1,527
2005	Zack Asack (Fr.)	90	180	8	5	966
2006	Thaddeus Lewis (Fr.)	180	340	16	11	2,134
2007	Thaddeus Lewis (So.)	190	360	10	21	2,430
2008	Thaddeus Lewis (Jr.)	224	361	6	15	2,171
2009	ACC Thaddeus Lewis (Sr.)	274	449	8	20	3,330
2010	Sean Renfree (So.)	285	464	17	14	3,131
2011	Sean Renfree (Jr.)	282	434	11	14	2,891
2012	Sean Renfree (Sr.)	297	441	10	19	3,113
2013	Anthony Boone (Jr.)	206	322	13	13	2,260
2014	Anthony Boone (Sr.)	255	453	8	19	2,700
2015	Thomas Sirk (Jr.)	241	427	8	16	2,625
2016	Daniel Jones (Fr.)	270	430	9	16	2,836
2017	Daniel Jones (So.)	257	453	11	14	2,691
2018	Daniel Jones (Jr.)	237	392	9	22	2,674
2019	Quentin Harris (Sr.)	209	357	11	16	2,078
2020	Chase Brice (Sr.)	193	352	15	10	2,170
2021	Gunnar Holmberg (Gr.)	217	324	8	7	2,358

Rushing Yards

Year	Name	Att	Yds	TD	Avg
1938	Robert O'Mara (Sr.)	162	703	-	4.34
1939	George McAfee (Sr.)	96	596	-	6.21
1940	Jasper Davis (Sr.)	90	591	-	6.57
1941	Tom Davis (So.)	108	569	-	5.27
1942	Buddy Luper (Jr.)	101	454	-	4.50
1943	Buddy Luper (Sr.)	76	520	-	6.84
1944	George Clark (Fr.)	89	528	-	6.93
1945	George Clark (So.)	64	530	-	8.28
1946	Leo Long (Sr.)	129	371	-	2.88
1947	Fred Folger (Jr.)	93	304	-	3.27
1948	Jack Mounie (So.)	91	322	3	3.54
1949	Billy Cox (Jr.)	154	489	10	3.18
1950	Billy Cox (Sr.)	191	567	3	2.97
1951	Charlie Smith (Jr.)	95	493	7	5.19
1952	Red Smith (Jr.)	79	414	5	5.24
1953	Lloyd Caudle (Sr.)	104	510	7	4.90
1954	Bob Pascal (Jr.)	107	561	9	5.24
1955	Bob Pascal (Sr.)	156	750	8	4.81
1956	Hal McElhane (Jr.)	90	449	1	4.99
1957	Wray Carlton (Jr.)	158	833	8	5.27
1958	Wray Carlton (Sr.)	164	636	6	3.88
1959	Joel Arrington (So.)	92	444	3	4.83
1960	Mark Leggett (So.)	92	444	3	4.83
1961	Mark Leggett (Jr.)	86	318	1	3.70
1962	Mark Leggett (Sr.)	114	478	4	4.19
1963	Jay Wilkinson (Sr.)	117	631	7	5.39
1964	Mike Curtis (Sr.)	121	497	4	4.11
1965	Jay Calabrese (So.)	154	658	9	4.27
1966	Jay Calabrese (Jr.)	175	580	10	3.31
1967	Jay Calabrese (Sr.)	136	563	5	4.14
1968	Phil Asack (So.)	168	690	8	4.11
1969	Bob Zwirko (So.)	94	504	4	5.36
1970	Steve Jones (So.)	203	854	8	4.21
1971	Steve Jones (Jr.)	193	861	6	4.46
1972	ACC Steve Jones (Sr.)	287	1,236	6	4.31
1973	Tony Benjamin (Fr.)	114	572	1	5.02
1974	Art Gore (So.)	125	627	4	5.02
1975	Tony Benjamin (Jr.)	136	674	6	5.96
1976	Mike Dunn (So.)	176	757	12	4.30
1977	Stanley Broadie (Fr.)	132	579	5	4.39
1978	Greg Rhett (Jr.)	85	453	5	5.33
1979	Greg Rhett (Sr.)	121	427	2	3.53
1980	Greg Boone (So.)	94	380	1	4.04
1981	Mike Grayson (So.)	179	744	1	4.16
1982	Mike Grayson (Jr.)	136	693	5	5.10
1983	Mike Grayson (Sr.)	181	785	8	4.34
1984	Julius Grantham (So.)	110	395	1	3.59
1985	Tracy Smith (Jr.)	122	455	5	3.73
1986	Julius Grantham (Sr.)	158	677	1	4.29
1987	Roger Boone (So.)	137	550	4	4.02
1988	Roger Boone (Jr.)	185	836	7	4.52
1989	Randy Cuthbert (So.)	187	1,023	10	5.47
1990	Randy Cuthbert (Jr.)	136	595	4	4.38
1991	Chris Brown (Sr.)	83	320	0	3.86
1992	Randy Cuthbert (Sr.)	227	1,031	6	4.54
1993	David Lowman (Jr.)	110	439	5	3.99
1994	ACC Robert Baldwin (Sr.)	276	1,187	12	4.30
1995	Laymarr Marshall (So.)	188	708	13	3.77
1996	Letavious Wilks (Fr.)	116	554	2	4.78
1997	Laymarr Marshall (Sr.)	70	359	3	5.13
1998	B.J. Hill (Fr.)	192	798	2	4.16
1999	Letavious Wilks (Sr.)	95	334	3	3.52
2000	Chris Douglas (Fr.)	110	503	6	4.57
2001	Chris Douglas (So.)	218	841	7	3.86
2002	Alex Wade (Jr.)	201	979	4	4.87
2003	Chris Douglas (Sr.)	236	1,138	6	4.82
2004	Cedric Dargan (Jr.)	125	462	1	3.70
2005	Justin Boyle (So.)	134	458	9	3.42
2006	Re'quan Boyette (So.)	87	388	2	4.46
2007	Re'quan Boyette (Jr.)	104	432	2	4.15
2008	Jay Hollingsworth (Fr.)	108	399	1	3.69
2009	Desmond Scott (Fr.)	70	262	1	3.74
2010	Desmond Scott (So.)	120	530	3	4.42
2011	Juwan Thompson (So.)	110	472	7	4.29
2012	Jela Duncan (Fr.)	109	553	4	5.07
2013	Josh Snead (Jr.)	107	651	2	6.08
2014	Shaquille Powell (Jr.)	134	618	2	4.61
2015	Thomas Sirk (Jr.)	163	803	8	4.93
2016	Shaun Wilson (Jr.)	151	623	4	4.13
2017	Shaun Wilson (Sr.)	162	818	6	5.05
2018	Deon Jackson (So.)	161	847	7	5.26
2019	Deon Jackson (Jr.)	172	641	6	3.73
2020	Mataeo Durant (Jr.)	120	817	8	6.80
2021	Mataeo Durant (Sr.)	255	1,241	9	4.87

Pass Receptions

Year	Name	Rec	Yds	TD	Avg
1938	James Marion (Sr.)	7	62	-	8.86
1939	George McAfee (Sr.)	10	229	-	22.90
1940	Steve Lach (Jr.)	26	335	-	12.89
1941	Steve Lach (Sr.)	22	366	-	16.64
1942	Gordon Carver (So.)	7	152	-	21.71
1943	Lamar Blount (Sr.)	6	227	-	37.83
1944	Gordon Carver (Jr.)	13	252	-	19.39
1945	Gordon Carver (Sr.)	7	140	-	20.00
1946	Buddy Mulligan (Jr.)	8	156	-	19.50
1947	Buddy Mulligan (Sr.)	13	176	0	13.54
1948	Tom Hughes (Jr.)	15	237	2	15.80
1949	Tom Hughes (Sr.)	25	329	0	13.16
1950	Corren Youmans (Sr.)	40	446	1	11.15
1951	Howard Pitt (So.)	17	187	0	11.00
1952	Howard Pitt (Jr.)	20	277	6	13.85
1953	Howard Pitt (Sr.)	14	189	0	13.50
1954	Buddy Bass (So.)	10	152	1	15.20
1955	Sonny Sorrell (Sr.)	12	153	1	12.75
1956	Buddy Bass (Sr.)	9	136	1	15.11
1957	George Dutrow (Jr.)	10	100	2	10.00
1958	Wray Carlton (Sr.)	17	189	2	11.12
1959	Joel Arrington (So.)	13	124	1	9.54
1960	ACC Tee Moorman (Sr.)	54	476	3	8.82
1961	Stan Crisson (So.)	20	241	2	12.05
1962	Stan Crisson (Jr.)	30	307	1	10.23
1963	ACC Stan Crisson (Sr.)	48	559	7	11.65
1964	James Scott (Sr.)	29	388	1	13.38
1965	Chuck Druilis (Sr.)	39	390	2	10.00
1966	Dave Dunaway (Sr.)	43	614	3	14.28
1967	Jim Dearth (So.)	20	284	0	14.20
1968	ACC Henley Carter (Sr.)	65	892	2	13.72
1969	Marcel Courtillet (Sr.)	45	489	2	10.87
1970	ACC Wes Chesson (Sr.)	74	1,080	3	14.60
1971	Dan Phelan (Sr.)	17	273	0	16.06

Receiving Yards

Year	Name	Rec	Yds	TD	Avg
1938	James Marion (Sr.)	7	62	-	8.86
1939	George McAfee (Sr.)	10	229	-	22.90
1940	Steve Lach (Jr.)	26	335	-	12.89
1941	Steve Lach (Sr.)	22	366	-	16.64
1942	Gordon Carver (So.)	7	152	-	21.71
1943	Lamar Blount (Sr.)	6	227	-	37.83
1944	Gordon Carver (Jr.)	13	252	-	19.39
1945	Gordon Carver (Sr.)	7	140	-	20.00
1946	Buddy Mulligan (Jr.)	8	156	-	19.50
1947	Buddy Mulligan (Sr.)	13	176	0	13.54
1948	Tom Hughes (Jr.)	15	237	2	15.80
1949	Tom Hughes (Sr.)	25	329	0	13.16
1950	Corren Youmans (Sr.)	40	446	1	11.14
1951	Blaine Earon (Sr.)	11	193	2	17.55
1952	Howard Pitt (Jr.)	20	277	6	13.85
1953	Howard Pitt (Sr.)	14	189	0	13.50
1954	Ed Post (Jr.)	8	203	2	25.38
1955	Bernie Blaney (Jr.)	8	169	3	21.13
1956	Buddy Bass (Sr.)	9	136	1	15.11
1957	Wray Carlton (Jr.)	8	174	2	21.75
1958	Wray Carlton (Sr.)	17	189	2	11.12
1959	Joel Arrington (So.)	13	124	1	9.54
1960	ACC Tee Moorman (Sr.)	54	476	3	8.82
1961	Stan Crisson (So.)	20	241	2	12.05
1962	Stan Crisson (Jr.)	30	307	1	10.23
1963	ACC Stan Crisson (Sr.)	48	559	7	11.65
1964	James Scott (Sr.)	29	388	1	13.38
1965	Dave Dunaway (Jr.)	21	393	5	18.71
1966	ACC Dave Dunaway (Sr.)	43	614	3	14.28
1967	Jim Dearth (So.)	20	284	0	14.20
1968	ACC Henley Carter (Sr.)	65	892	2	13.72
1969	Wes Chesson (Jr.)	43	525	3	12.21
1970	ACC Wes Chesson (Sr.)	74	1,080	3	14.60
1971	Dan Pheilan (Sr.)	17	273	0	16.06
1972	Mark Landon (So.)	16	206	1	12.88
1973	Ben Fordham (Jr.)	30	438	0	14.60
1974	Troy Slade (Jr.)	31	489	2	15.77
1975	ACC Troy Slade (Sr.)	43	654	0	15.21
1976	ACC Tom Hall (Jr.)	44	594	1	13.50
1977	Tom Hall (Sr.)	33	418	1	12.67
1978	Derrick Lewis (So.)	20	365	1	18.25
1979	Ron Fredrick (So.)	28	395	3	14.11
1980	Marvin Brown (Sr.)	34	451	1	13.27
1981	ACC Cedric Jones (Sr.)	42	832	10	19.81
1982	ACC Chris Castor (Sr.)	46	952	13	20.70
1983	Mark Miitello (Sr.)	63	682	3	10.83
1984	Chuck Herring (Jr.)	37	627	0	16.95
1985	ACC Doug Green (So.)	51	804	8	15.77
1986	Doug Green (Jr.)	46	608	6	13.23
1987	ACC Clarkston Hines (So.)	57	1,093	11	19.18
1988	ACC Clarkston Hines (Jr.)	68	1,067	10	15.69
1989	ACC Clarkston Hines (Sr.)	61	1,149	17	18.84
1990	Marc Mays (Jr.)	35	457	2	13.06
1991	Walter Jones (Sr.)	31	518	6	16.71
1992	Brad Breedlove (Jr.)	29	479	2	16.52
1993	Stanley Dorsey (Sr.)	44	678	4	15.41
1994	Bill Khayat (Jr.)	49	562	2	11.47
1995	Marc Wilson (Jr.)	47	531	2	11.30
1996	Corey Thomas (Jr.)	38	527	4	13.87
1997	Corey Thomas (Sr.)	45	707	7	15.71
1998	Scottie Montgomery (Jr.)	60	793	3	13.22
1999	Scottie Montgomery (Sr.)	51	819	5	16.06
2000	Mike Hart (Jr.)	31	540	0	17.42
2001	Ben Erdeljac (Sr.)	42	684	1	16.29
2002	Khary Sharpe (So.)	30	458	6	15.27
2003	Reggie Love (Sr.)	27	290	4	10.74
2004	Jonar Wright (Fr.)	18	323	1	17.94
2005	Ben Patrick (Jr.)	30	252	0	8.40
2006	Eron Riley (So.)	32	643	3	20.09
2007	Eron Riley (Jr.)	40	830	9	20.75
2008	Eron Riley (Sr.)	61	693	8	11.36
2009	Donovan Varner (So.)	65	1,047	8	16.11
2010	Conner Vernon (So.)	73	973	4	13.33
2011	Conner Vernon (Jr.)	70	956	6	13.66
2012	Jamison Crowder (So.)	76	1,074	8	14.13
	Conner Vernon (Sr.)	85	1,074	8	12.64
2013	Jamison Crowder (Jr.)	108	1,360	8	12.59
2014	Jamison Crowder (Sr.)	85	1,044	6	12.28
2015	Max McCafrey (Sr.)	52	643	5	12.37
2016	T.J. Rahming (So.)	70	742	1	10.60
2017	T.J. Rahming (Jr.)	65	795	2	12.23
2018	T.J. Rahming (Sr.)	75	811	8	10.81
2019	Jalon Calhoun (Fr.)	46	420	4	9.13
2020	Jake Bobo (Jr.)	32	358	1	11.19
2021	Jake Bobo (Sr.)	74	794	1	10.73

Total Offensive Yards

Year	Name	Rush	Pass	Total
1938	Robert O'Mara (Sr.)	703	0	703
1939	George McAfee (Sr.)	596	138	734
1940	Frank Swiger (Sr.)	256	357	613
1941	Tom Davis (So.)	569	506	1,075
1942	Tom Davis (Jr.)	417	179	596
1943	Buddy Luper (Jr.)	520	351	871
1944	George Clark (Fr.)	528	137	665
1945	George Clark (So.)	530	275	805
1946	George Clark (Jr.)	190	190	380
1947	Fred Folger (Jr.)	304	383	687
1948	Fred Folger (Sr.)	232	457	689
1949	Billy Cox (Jr.)	489	779	1,268
1950	Billy Cox (Sr.)	567	1,428	1,995
1951	Jerry Barger (Fr.)	247	366	613
1952	Worth Lutz (So.)	269	533	802
1953	Lloyd Caudle (Sr.)	510	0	510
1954	Jerry Barger (Sr.)	100	603	703
1955	ACC Bob Pascal (Sr.)	750	54	804
1956	Hal McElhaney (Jr.)	449	0	449
1957	Wray Carlton (Jr.)	833	0	833
1958	Bob Brodhead (Sr.)	39	651	690
1959	Joel Arrington (So.)	444	0	444
1960	Don Altman (Jr.)	0	635	635
1961	Gilroy Garner (Jr.)	41	549	590
1962	Walter Rappold (Sr.)	64	696	760
1963	Scotty Glacken (So.)	85	1,265	1,350
1964	Scotty Glacken (Jr.)	31	1,178	1,209
1965	Todd Orvald (Jr.)	36	850	886
1966	Jay Calabrese (Jr.)	580	0	580
1967	Al Woodall (Sr.)	169	1,019	1,188
1968	ACC Leo Hart (So.)	102	2,238	2,340
1969	ACC Leo Hart (Jr.)	-30	1,642	1,612
1970	ACC Leo Hart (Sr.)	79	2,236	2,315
1971	Steve Jones (Jr.)	861	44	905
1972	Steve Jones (Sr.)	1,236	0	1,236
1973	Mark Johnson (Jr.)	253	497	750
1974	Hal Spears (Jr.)	107	1,132	1,239
1975	Bob Corbett (Sr.)	50	1,063	1,113
1976	ACC Mike Dunn (So.)	757	1,078	1,835
1977	Mike Dunn (Jr.)	576	1,239	1,815
1978	Mike Dunn (Sr.)	193	668	861
1979	Stanley Driskell (Sr.)	190	721	911
1980	Ben Bennett (Fr.)	-210	2,050	1,840
1981	Ben Bennett (So.)	-59	1,445	1,386
1982	ACC Ben Bennett (Jr.)	-148	3,033	2,885
1983	ACC Ben Bennett (Sr.)	-136	3,086	2,950
1984	Steve Slayden (Fr.)	-78	1,229	1,151
1985	Steve Slayden (So.)	82	1,937	2,019
1986	Steve Slayden (Jr.)	77	1,914	1,991
1987	ACC Steve Slayden (Sr.)	44	2,924	2,968
1988	ACC Anthony Dilweg (Sr.)	-111	3,824	3,713
1989	Billy Ray (Jr.)	115	2,035	2,150
1990	Dave Brown (Jr.)	123	1,444	1,567
1991	ACC Dave Brown (Sr.)	57	2,794	2,851
1992	Spence Fischer (Fr.)	-58	1,505	1,447
1993	Spence Fischer (So.)	17	2,561	2,578
1994	Spence Fischer (Jr.)	26	2,285	2,311
1995	Spence Fischer (Sr.)	104	2,668	2,772
1996	Matt Rader (So.)	-6	905	899
1997	Bobby Campbell (Fr.)	82	925	1,007
1998	Bobby Campbell (So.)	61	1,199	1,260
1999	Spencer Romine (Jr.)	-97	1,638	1,541
2000	D. Bryant (So.)	-96	1,448	1,352
2001	D. Bryant (Jr.)	15	2,454	2,469
2002	Adam Smith (So.)	-119	2,031	1,912
2003	Mike Schneider (Fr.)	181	1,220	1,401
2004	Mike Schneider (So.)	-59	1,527	1,468
2005	Zack Asack (Fr.)	95	966	1,061
2006	Thaddeus Lewis (Fr.)	-74	2,134	2,060
2007	Thaddeus Lewis (So.)	-148	2,430	2,282
2008	Thaddeus Lewis (Jr.)	96	2,171	2,267
2009	Thaddeus Lewis (Sr.)	48	3,330	3,378
2010	Sean Renfree (So.)	-47	3,131	3,084
2011	Sean Renfree (Jr.)	-58	2,891	2,833
2012	Sean Renfree (Sr.)	-50	3,113	3,063
2013	Anthony Boone (Jr.)	214	2,260	2,474
2014	Anthony Boone (Sr.)	375	2,700	3,075
2015	Thomas Sirk (Jr.)	803	2,625	3,428
2016	Daniel Jones (Fr.)	486	2,836	3,322
2017	Daniel Jones (So.)	518	2,691	3,209
2018	Daniel Jones (Jr.)	319	2,674	2,993
2019	Quentin Harris (Sr.)	510	2,078	2,588
2020	Chase Brice (Jr.)	93	2,170	2,263
2021	Gunnar Holmberg (Gr.)	167	2,358	2,525

All-Purpose Yards

Year	Name	Rush	Rec	PR	KOR	Total
1938	Robert O'Mara (Sr.)	703	0	0	0	*703
1939	George McAfee (Sr.)	596	229	365	111	*1,357
1940	---					
1941	---					
1942	Buddy Luper (So.)	454	0	426	119	*1,103
1943	Buddy Luper (Jr.)	520	0	221	70	811
1944	George Clark (Fr.)	528	0	335	296	1,159
1945	George Clark (So.)	530	7	34	132	703
1946	George Clark (Jr.)	190	0	269	164	623
1947	Fred Folger (Jr.)	304	0	296	105	*870
1948	Fred Folger (Sr.)	232	0	115	59	*513
1949	Tom Powers (Jr.)	151	90	205	188	*664
1950	Tom Powers (Sr.)	192	443	41	100	*790
1951	Jack Kistler (So.)	485	6	0	176	667
1952	Charlie Smith (Sr.)	380	139	0	18	537
1953	Lloyd Caudle (Sr.)	510	94	0	76	*692
1954	Bob Pascal (Jr.)	561	58	33	49	701
1955	Bob Pascal (Sr.)	750	124	59	87	1,020
1956	Hal McElhaney (Sr.)	449	36	0	39	*580
1957	Wray Carlton (Jr.)	833	174	27	192	1,226
1958	Wray Carlton (Sr.)	636	189	43	332	*1,229
1959	Joel Arrington (So.)	444	124	71	158	797
1960	Mark Leggett (So.)	444	79	109	149	*792
1961	Jay Wilkinson (So.)	0	210	328	72	610
1962	Jay Wilkinson (Jr.)	279	65	259	219	822
1963	Jay Wilkinson (Sr.)	631	256	174	260	1,321
1964	John Gutekunst (Jr.)	35	42	95	458	*714
1965	Jay Calabrese (So.)	658	45	0	0	703
1966	Andy Beath (Jr.)	0	67	169	447	*713
1967	Frank Ryan (Sr.)	525	127	0	99	751
1968	Wes Chesson (So.)	150	794	0	90	1,034
1969	Bob Zwirko (So.)	504	20	62	407	993
1970	Wes Chesson (Sr.)	83	1,080	0	0	1,163
1971	Ernie Jackson (Sr.)	360	21	175	356	912
1972	Steve Jones (Sr.)	1,236	18	0	149	1,403
1973	Troy Slade (So.)	-16	191	440	611	1,226
1974	Troy Slade (Jr.)	-17	489	298	528	1,298
1975	Troy Slade (Sr.)	0	654	283	618	1,555
1976	Art Gore (Sr.)	742	26	0	563	1,331
1977	Stanley Broadie (Fr.)	579	84	0	115	778
1978	Greg Rhett (Jr.)	412	53	0	85	550
1979	Cedric Jones (So.)	49	382	0	542	973
1980	Ron Frederick (Jr.)	0	413	78	0	491
1981	Mike Grayson (So.)	744	156	0	214	1,114
1982	Mike Grayson (Jr.)	693				

Scoring

Year	Name	TD	FG	XP1	XP2	Pts
1938	Robert O'Mara (Sr.)	5	0	0	0	30
1939	George McAfee (Sr.)	7	0	0	0	42
	Roger Robinson (Sr.)	7	0	0	0	42
1940	Steve Lach (Sr.)	5	0	0	0	30
1941	Winston Siegfried (Sr.)	14	0	2	0	86
1942	Tom Davis (Sr.)	9	0	0	0	54
1943	Bob Gantt (Sr.)	1	0	41	0	47
1944	Tom Davis (Sr.)	8	0	0	0	48
1945	George Clark (So.)	7	0	0	0	42
1946	Leo Long (Sr.)	7	0	0	0	42
1947	George Clark (Sr.)	3	0	0	0	18
1948	Five tied with	3	0	0	0	18
1949	Billy Cox (Sr.)	10	0	0	0	60
1950	Tom Powers (Sr.)	9	0	0	0	54
1951	Charlie Smith (Sr.)	7	0	0	0	42
1952	Red Smith (Sr.)	5	0	20	0	50
1953	^{ACC} Lloyd Caudle (Sr.)	9	0	0	0	54
1954	^{ACC} Bob Pascal (Sr.)	10	0	0	0	60
1955	Bob Pascal (Sr.)	8	0	0	0	48
1956	Ed Rushton (Sr.)	5	0	0	0	30
1957	Wray Carlton (Sr.)	10	0	14	0	74
1958	^{ACC} Wray Carlton (Sr.)	8	0	4	2	56
1959	Jack Wilson (So.)	4	0	0	0	24
	Joel Arrington (So.)	4	0	0	0	24
1960	Dean Wright (Sr.)	5	0	0	2	34
1961	Billy Reynolds (Sr.)	0	5	16	0	31
1962	Mike Curtis (So.)	8	0	0	1	50
1963	^{ACC} Jay Wilkinson (Sr.)	12	0	0	0	72
1964	Mike Curtis (Sr.)	4	0	0	0	24
	Chuck Drulis (Sr.)	4	0	0	0	24
1965	Jay Calabrese (So.)	9	0	0	0	54
1966	Jay Calabrese (Sr.)	10	0	0	0	60
1967	Jay Calabrese (Sr.)	5	0	0	0	30
1968	Phil Asack (So.)	8	0	0	1	50
1969	Leo Hart (Sr.)	7	0	0	0	42
1970	Steve Jones (So.)	6	0	0	0	36
1971	Ernie Jackson (Sr.)	8	0	0	0	48
1972	Steve Jones (Sr.)	6	0	0	0	36
1973	Dave Malechek (Fr.)	0	7	13	0	34
1974	Larry Martinez (Sr.)	8	0	0	0	48
1975	Vince Fusco (Sr.)	0	9	20	0	47
1976	Mike Dunn (So.)	12	0	0	4	80
1977	Scott Wolcott (Sr.)	0	10	19	0	49
1978	Greg Rhett (Sr.)	5	0	0	0	30
1979	Scott McKinney (So.)	0	7	17	0	38
1980	Scott McKinney (Sr.)	0	6	28	0	46
1981	Cedric Jones (Sr.)	10	0	0	0	60
1982	Chris Castor (Sr.)	13	0	0	0	78
1983	Mike Grayson (Sr.)	10	0	0	0	60
1984	Ken Harper (Sr.)	0	13	9	0	48
1985	Doug Green (So.)	8	0	0	0	48
1986	Doug Peterson (So.)	0	10	14	0	44
1987	Doug Peterson (Sr.)	0	15	34	0	79
1988	Doug Peterson (Sr.)	0	12	34	0	70
1989	^{ACC} Clarkston Hines (Sr.)	17	0	0	1	104
1990	Randy Gardner (So.)	0	10	26	0	56
1991	Randy Gardner (Sr.)	0	7	28	0	49
1992	Randy Gardner (Sr.)	0	7	32	0	53
1993	Tom Cochran (So.)	0	9	21	0	48
1994	Robert Baldwin (Sr.)	13	0	0	0	78
1995	Laymarr Marshall (So.)	13	0	0	0	78
1996	Sims Lenhardt (Fr.)	0	9	15	0	42
1997	Sims Lenhardt (So.)	0	16	22	0	70
1998	Sims Lenhardt (Sr.)	0	16	21	0	69
1999	Sims Lenhardt (Sr.)	0	14	17	0	59
2000	Chris Douglas (Fr.)	7	0	0	0	42
2001	Chris Douglas (So.)	8	0	0	0	48
2002	Brent Garber (Sr.)	0	14	21	0	63
2003	Chris Douglas (Sr.)	6	0	0	0	36
2004	Matt Brooks (Sr.)	0	13	18	0	57
2005	Justin Boyle (So.)	9	0	0	0	54
2006	Justin Boyle (Sr.)	5	0	0	0	30
2007	Eron Riley (Sr.)	9	0	0	0	54
2008	Nick Maggio (So.)	0	11	28	0	61
2009	Will Snyderwine (So.)	0	17	24	0	75
2010	Will Snyderwine (Sr.)	0	21	32	0	95
2011	Will Snyderwine (Sr.)	0	8	28	0	52
2012	Ross Martin (Fr.)	0	20	46	0	106
2013	Ross Martin (So.)	0	13	58	0	97
2014	Ross Martin (Sr.)	0	19	50	0	107
2015	Ross Martin (Sr.)	0	26	42	0	120
2016	AJ Reed (Fr.)	0	3	37	0	46
2017	Austin Parker (So.)	0	17	33	0	84
2018	Collin Wareham (Sr.)	0	9	49	0	76
2019	AJ Reed (Sr.)	0	15	34	0	79
2020	Charlie Ham (Fr.)	0	13	30	0	69
2021	Charlie Ham (So.)	0	14	32	0	74

Placekicking

Year	Name	PAT	FG	Lg
1941	Thompson Prothro (Sr.)	17	-	-
1942	Bob Gantt (So.)	24	-	-
1943	Bob Gantt (Sr.)	41-46	-	-
1944	Harold Raether (Sr.)	18-27	-	-
1945	Bert Sutton (Sr.)	23-33	-	-
1946	Bob Gantt (Sr.)	13	-	-
1947	Paul Stephanz (So.)	6-9	-	-
1948	Mike Souchak (So.)	18-21	-	-
1949	Mike Souchak (Sr.)	32-38	-	-
1950	Mike Souchak (Sr.)	26-29	-	-
1951	Ray Green (Sr.)	21-30	-	-
1952	Red Smith (Sr.)	20-23	-	-
1953	Bernie Jack (Sr.)	7-8	1	-
1954	Jim Nelson (Sr.)	25-30	-	-
1955	Jim Nelson (Sr.)	21-25	0-1	-
1956	Bernie Blaney (Sr.)	10-11	0-0	-
1957	Wray Carlton (Sr.)	14-17	0-0	-
1958	Wray Carlton (Sr.)	4-7	0-1	-
1959	Arthur Browning (Sr.)	8-9	2-3	28
1960	William Reynolds (So.)	8-10	3-7	35
1961	William Reynolds (Sr.)	16-19	5-7	39
1962	William Reynolds (Sr.)	18-23	7-11	45
1963	Mike Curtis (Sr.)	11-16	2-6	-
1964	Mark Caldwell (Sr.)	10-12	4-9	-
1965	Mark Caldwell (Sr.)	19-24	1-5	40
1966	Bob Matheson (Sr.)	15-19	3-4	33
1967	Robert Riesenfeld (Sr.)	17-18	4-13	47
1968	David Pugh (So.)	13-18	2-4	42
1969	David Pugh (Sr.)	15-18	4-9	46
1970	David Pugh (Sr.)	18-20	6-10	-
1971	David Wright (Sr.)	20-22	6-13	44
1972	Hugh Bayless (So.)	8-11	1-3	18
1973	Dave Malechek (Fr.)	13-14	7-18	34
1974	Rich McInturff (Sr.)	8-12	3-8	-
1975	Vince Fusco (Sr.)	20-21	9-16	44
1976	Vince Fusco (Sr.)	16-18	12-20	57
1977	Scott Wolcott (Sr.)	19-20	10-16	43
1978	Scott McKinney (Fr.)	5-7	7-11	45
1979	Scott McKinney (So.)	17-17	7-12	42
1980	Scott McKinney (Sr.)	28-28	6-9	43
1981	Scott McKinney (Sr.)	22-23	12-20	42
1982	John Tolish (So.)	26-27	9-16	43
1983	Ken Harper (So.)	26-28	10-18	45
1984	Ken Harper (Sr.)	9-9	13-16	49
1985	Ken Harper (Sr.)	19-23	6-16	29
1986	Doug Peterson (So.)	14-18	10-13	45
1987	Doug Peterson (Sr.)	34-36	15-22	55
1988	Doug Peterson (Sr.)	34-35	12-16	44
1989	Randy Gardner (Fr.)	36-39	9-16	42
1990	Randy Gardner (So.)	26-27	10-13	47
1991	Randy Gardner (Sr.)	28-29	7-12	45
1992	Randy Gardner (Sr.)	32-32	7-16	46
1993	Tom Cochran (So.)	21-23	9-17	43
1994	Tom Cochran (Sr.)	37-40	13-22	44
1995	Tom Cochran (Sr.)	32-33	14-18	45
1996	Sims Lenhardt (Fr.)	15-18	9-15	47
1997	Sims Lenhardt (So.)	22-22	16-20	50
1998	Sims Lenhardt (Sr.)	21-21	16-22	54
1999	Sims Lenhardt (Sr.)	17-17	14-18	50
2000	Brent Garber (Fr.)	16-18	7-12	47
2001	Brent Garber (So.)	18-20	6-9	48
2002	Brent Garber (Sr.)	21-23	14-26	63
2003	Matt Brooks (Sr.)	15-17	6-9	44
	Brent Garber (Sr.)	5-5	7-12	54
2004	Matt Brooks (Sr.)	18-19	13-19	53
2005	Joe Surgan (Fr.)	15-16	6-8	49
2006	Joe Surgan (So.)	9-12	3-10	40
2007	Nick Maggio (Fr.)	13-13	2-5	40
2008	Nick Maggio (So.)	28-28	11-14	46
	Joe Surgan (Sr.)	0-0	2-4	55
2009	Will Snyderwine (So.)	24-24	17-20	51
	Nick Maggio (Sr.)	9-9	2-4	26
2010	Will Snyderwine (Sr.)	32-32	21-24	52
2011	Will Snyderwine (Sr.)	28-28	8-17	40
2012	Ross Martin (Fr.)	46-47	20-23	53
2013	Ross Martin (So.)	58-58	13-19	52
2014	Ross Martin (Sr.)	50-50	19-21	49
2015	Ross Martin (Sr.)	42-42	26-30	53
2016	AJ Reed (Fr.)	37-38	3-10	46
2017	Austin Parker (So.)	33-35	17-21	84
2018	Collin Wareham (Sr.)	49-51	9-13	76
2019	AJ Reed (Sr.)	34-34	15-18	51
2020	Charlie Ham (Fr.)	30-32	13-15	47
2021	Charlie Ham (So.)	32-32	14-20	50

Punting

Year	Name	No	Yds	Avg	Lg
1939	George McAfee (Sr.)	40	1,531	38.28	-
1940	Steve Lach (Sr.)	43	1,662	38.65	60
1941	Steve Lach (Sr.)	28	1,285	45.89	64
1942	Moffat Storer (Sr.)	31	1,108	35.74	-
1943	Tom Davis (Sr.)	26	882	33.92	79
1944	Tom Davis (Sr.)	36	1,350	37.50	-
1945	Gordon Carver (Sr.)	51	1,839	36.06	-
1946	Buddy Mulligan (Sr.)	49	1,694	34.57	-
1947	Fred Folger (Sr.)	68	2,913	42.84	-
1948	Fred Folger (Sr.)	49	1,980	40.41	-
1949	Billy Cox (Sr.)	51	1,865	36.57	-
1950	Billy Cox (Sr.)	50	1,802	36.04	-
1951	Red Smith (So.)	47	1,911	40.66	-
1952	Worth Lutz (So.)	39	1,501	38.49	-
1953	Jerry Barger (Sr.)	34	1,210	35.59	-
1954	Jerry Barger (Sr.)	19	559	29.42	-
1955	Bob Pascal (Sr.)	33	1,098	33.27	-
1956	George Dutrow (So.)	14	473	33.79	-
1957	George Dutrow (Sr.)	45	1,629	36.20	-
1958	George Dutrow (Sr.)	34	1,116	32.82	-
1959	Joel Arrington (So.)	44	1,403	31.89	-
1960	Randy Clark (Sr.)	42	1,520	36.19	-
1961	Randy Clark (Sr.)	47	1,727	36.75	-
1962	Robert Hawn (Sr.)	42	1,498	35.67	-
1963	Rodney Stewart (So.)	53	1,771	33.42	-
1964	Rodney Stewart (Sr.)	40	1,448	36.20	-
1965	^{ACC} Rodney Stewart (Sr.)	41	1,743	42.51	-
1966	Dave Dunaway (Sr.)	65	2,338	35.97	58
1967	Don Baglien (So.)	51	1,846	36.20	53
1968	Wes Chesson (So.)	53	1,795	33.87	50
1969	Wes Chesson (Sr.)	64	2,405	37.58	58
1970	Wes Chesson (Sr.)	36	1,353	37.58	52
1971	Steve Jones (Sr.)	25	932	37.28	56
1972	Steve Jones (Sr.)	65	2,684	41.29	71
1973	Robert Grupp (Fr.)	37	1,399	37.81	57
1974	Robert Grupp (So.)	57	2,317	40.65	60
1975	Robert Grupp (Sr.)	40	1,722	43.05	59
1976	Robert Grupp (Sr.)	45	1,794	39.87	63
1977	Ricky Brummitt (Fr.)	30	1,072	35.73	54
1978	Ricky Brummitt (So.)	64	2,494	38.97	73
1979	Ricky Brummitt (Sr.)	82	3,064	37.37	65
1980	Ricky Brummitt (Sr.)	65	2,685	41.31	56
1981	John Tolish (Fr.)	60	2,280	38.00	57
1982	John Tolish (So.)	46	1,899	41.28	60
1983	John Tolish (Sr.)	53	2,299	43.38	64
1984	John Tolish (Sr.)	44	1,722	39.14	55
1985	Anthony Dilweg (Fr.)	54	2,178	40.33	56
1986	Anthony Dilweg (So.)	56	2,253	40.23	59
1987	Anthony Dilweg (Sr.)	50	1,909	38.18	64
1988	Anthony Dilweg (Sr.)	39	1,549		

Punt Return Yards

Year	Name	No	Yds	Avg	TD
1938	Bob Spangler (Sr.)	34	299	8.79	0
1939	George McAfee (Sr.)	37	365	9.87	0
1940	--				
1941	--				
1942	Buddy Luper (So.)	25	426	17.04	1
1943	Buddy Luper (Sr.)	19	221	11.63	0
1944	George Clark (Fr.)	17	335	19.71	1
1945	--				
1946	George Clark (Sr.)	19	269	14.16	0
1947	Fred Folger (Sr.)	33	296	8.97	0
1948	Billy Cox (So.)	11	120	10.91	0
1949	Noyes Powers (Sr.)	16	205	12.81	0
1950	George Grune (Sr.)	21	136	6.48	0
1951	George Grune (Sr.)	22	158	7.18	0
1952	Richard Sommers (Sr.)	31	228	7.36	1
1953	Jerry Barger (Sr.)	19	222	11.68	0
1954	Bob Pascal (Sr.)	6	33	5.50	0
1955	Dale Boyd (Sr.)	11	52	4.73	0
1956	Robert Brodhead (Sr.)	5	41	8.20	0
1957	George Dutrow (Sr.)	6	45	7.50	0
1958	Floyd Bell (Sr.)	11	127	11.55	1
1959	Joel Arrington (So.)	6	71	11.83	0
1960	Mark Leggett (So.)	10	136	13.60	0
1961	^{ACC} Jay Wilkinson (So.)	22	328	14.91	2
1962	^{ACC} Jay Wilkinson (Sr.)	28	259	9.25	0
1963	Jay Wilkinson (Sr.)	15	174	11.60	1
1964	John Gutekunst (Sr.)	20	95	4.75	0
1965	John Gutekunst (Sr.)	22	145	6.59	0
1966	Andy Beath (Sr.)	18	169	9.39	1
1967	Robert Hepler (So.)	16	152	9.50	0
1968	Larry Davis (Sr.)	8	77	9.63	0
1969	Rich Searl (So.)	13	115	8.85	0
1970	Rich Searl (Sr.)	27	222	8.22	0
1971	Ernie Jackson (Sr.)	18	175	9.72	1
1972	Bill Hanenberg (Sr.)	35	392	11.20	0
1973	^{ACC} Troy Slade (So.)	39	440	11.28	1
1974	Troy Slade (Sr.)	39	298	7.64	0
1975	^{ACC} Troy Slade (Sr.)	23	283	12.30	0
1976	Earl Cook (Sr.)	17	91	5.35	0
1977	^{ACC} George Gawdun (So.)	14	164	11.71	1
1978	George Gawdun (Sr.)	22	166	7.55	0
1979	George Gawdun (Sr.)	9	45	5.00	0
1980	Dennis Tabron (Sr.)	21	159	7.57	0
1981	Mark Militello (So.)	20	89	4.45	0
1982	Chip Anderson (So.)	1	27	27.00	0
1983	Mike Grayson (Sr.)	12	110	9.17	0
1984	Joby Branion (Sr.)	20	180	9.00	0
1985	^{ACC} Doug Green (Sr.)	15	155	10.33	0
1986	Mike Diminick (So.)	13	59	4.54	0
1987	Mike Diminick (Sr.)	23	91	3.96	0
1988	Wyatt Smith (Fr.)	21	142	6.76	0
1989	Wyatt Smith (So.)	13	147	11.31	0
1990	Brad Breedlove (Fr.)	12	140	11.67	0
1991	Brad Breedlove (So.)	15	105	7.00	0
1992	Keith DuBose (Sr.)	27	301	11.15	0
1993	Brad Breedlove (Sr.)	16	120	7.50	1
1994	Adam Geis (Fr.)	20	188	9.40	0
1995	Reco Owens (Fr.)	12	115	9.58	0
1996	Adam Geis (Sr.)	15	95	6.33	0
1997	Ben Erdeljac (Fr.)	10	95	9.50	0
1998	Ronnie Hamilton (Fr.)	14	94	6.71	0
1999	Scottie Montgomery (Sr.)	8	144	18.00	0
2000	Ronnie Hamilton (Sr.)	18	151	8.39	1
2001	^{ACC} Ronnie Hamilton (Sr.)	20	311	15.55	1
2002	Khary Sharpe (So.)	26	162	6.23	0
2003	Lance Johnson (Sr.)	21	105	5.00	0
2004	Chris Davis (Fr.)	9	26	2.89	0
2005	Chris Davis (So.)	22	167	7.59	0
2006	Leon Wright (Fr.)	15	91	6.07	0
2007	Leon Wright (So.)	15	85	5.67	0
2008	Lee Butler (Fr.)	7	53	7.57	0
2009	Johnny Williams (So.)	13	108	8.31	0
2010	Lee Butler (Sr.)	21	181	8.62	0
2011	Jamison Crowder (Fr.)	13	122	9.39	0
2012	Lee Butler (Sr.)	11	187	17.00	1
2013	Jamison Crowder (Sr.)	25	401	16.01	2
2014	^{ACC} Jamison Crowder (Sr.)	22	280	12.73	2
2015	Ryan Smith (Sr.)	29	207	7.14	0
2016	Ryan Smith (Sr.)	20	178	8.90	0
2017	T.J. Rahming (Sr.)	13	91	7.00	0
2018	T.J. Rahming (Sr.)	25	146	5.84	0
2019	Josh Blackwell (So.)	13	142	10.92	0
2020	Jontavis Robertson (Fr.)	7	55	7.86	0
2021	Scott Boylan (Sr.)	8	73	9.13	0

Kickoff Return Yards

Year	Name	No	Yds	Avg	TD
1938	George McAfee (Sr.)	2	58	29.00	0
1939	George McAfee (Sr.)	5	111	22.20	0
1940	--				
1941	--				
1942	Buddy Luper (So.)	5	119	23.80	0
1943	Tom Davis (Sr.)	3	113	37.67	0
1944	George Clark (Fr.)	10	296	29.60	0
1945	Gordon Carver (So.)	5	133	26.60	0
1946	George Clark (Sr.)	6	164	27.33	-
1947	Fred Folger (Sr.)	7	105	15.00	0
1948	John Friedlund (So.)	12	257	21.42	-
1949	Noyes Powers (Sr.)	6	188	31.33	-
1950	Noyes Powers (Sr.)	5	100	20.00	-
1951	Jack Kistler (So.)	8	176	22.00	0
1952	Jack Kistler (Sr.)	7	109	15.57	0
1953	Jerry Barger (Sr.)	6	149	24.83	0
1954	Jerry Barger (Sr.)	7	139	19.86	0
1955	Bob Pascal (Sr.)	4	87	21.75	0
1956	Bernie Blaney (Sr.)	5	197	39.40	1
1957	Wray Carlton (Sr.)	8	192	24.00	0
1958	Wray Carlton (Sr.)	13	332	25.54	0
1959	Joel Arrington (So.)	7	158	22.57	0
1960	Mark Leggett (So.)	8	149	18.63	0
1961	Mark Leggett (Sr.)	11	231	21.00	0
1962	Jay Wilkinson (Sr.)	10	219	21.90	0
1963	Jay Wilkinson (Sr.)	9	260	28.89	0
1964	John Gutekunst (Sr.)	21	458	21.81	0
1965	Donald Brannon (So.)	9	164	18.22	0
1966	Andy Beath (Sr.)	25	447	17.88	0
1967	Andy Beath (Sr.)	6	156	26.00	0
1968	Ed Hicklin (Sr.)	27	553	20.48	0
1969	Bob Zwirko (So.)	22	407	18.50	0
1970	Steve Jones (So.)	15	366	24.40	0
1971	Ernie Jackson (Sr.)	15	356	23.73	0
1972	Thomas Maloney (Fr.)	9	185	20.56	0
1973	Troy Slade (So.)	25	611	24.44	0
1974	Troy Slade (Sr.)	27	528	19.56	0
1975	Troy Slade (Sr.)	31	618	19.94	0
1976	^{ACC} Art Gore (Sr.)	22	563	25.59	0
1977	Craig Hoskins (So.)	21	477	22.71	0
1978	Craig Hoskins (Sr.)	17	380	22.35	0
1979	^{ACC} Cedric Jones (So.)	20	542	27.10	1
1980	^{ACC} Dennis Tabron (Sr.)	11	251	22.82	0
1981	Cedric Jones (Sr.)	12	214	17.83	0
1982	Greg Boone (Sr.)	6	212	35.33	1
1983	Julius Grantham (Fr.)	20	442	22.10	0
1984	Mike Atkinson (Sr.)	26	579	22.27	0
1985	Stanley Monk (So.)	22	455	20.68	0
1986	Stanley Monk (Sr.)	14	258	18.43	0
1987	Randy Jones (Fr.)	20	395	19.75	0
1988	Quinton McCracken (Fr.)	19	483	25.42	1
1989	Randy Jones (Sr.)	23	477	20.74	0
1990	^{ACC} Randy Jones (Sr.)	24	678	28.25	2
1991	Brad Breedlove (So.)	17	420	24.71	0
1992	² Brad Breedlove (Sr.)	15	438	29.20	0
1993	Leroy Gallman (Sr.)	29	674	23.24	1
1994	Tijan Redmon (Sr.)	11	265	24.09	0
1995	Tijan Redmon (Sr.)	45	1065	23.67	0
1996	Richmond Flowers (Fr.)	27	512	19.96	0
1997	Scottie Montgomery (So.)	26	596	22.92	0
1998	Richmond Flowers (Sr.)	20	457	22.85	0
1999	Scottie Montgomery (Sr.)	21	587	27.95	1
2000	³ Chris Douglas (Fr.)	35	766	21.89	0
2001	Chris Douglas (So.)	37	775	20.95	0
2002	Ronnie Elliott (Fr.)	17	294	17.29	0
2003	Senterrio Landrum (Sr.)	25	709	28.36	0
2004	Chris Davis (Fr.)	20	516	25.80	1
2005	Chris Davis (So.)	20	425	21.25	0
2006	Jabari Marshall (So.)	38	953	25.08	0
2007	Jabari Marshall (Sr.)	38	933	24.55	1
2008	Jabari Marshall (Sr.)	31	744	24.00	0
2009	Desmond Scott (Fr.)	18	452	25.11	0
2010	Josh Snead (Fr.)	22	483	22.96	0
2011	Jamison Crowder (Fr.)	38	814	21.42	0
2012	Lee Butler (Sr.)	17	342	20.12	0
2013	DeVon Edwards (Fr.)	19	574	30.21	2
2014	DeVon Edwards (So.)	29	745	25.69	1
2015	^{ACC} DeVon Edwards (Sr.)	24	700	29.17	3
2016	Shaun Wilson (Sr.)	37	924	24.97	1
2017	Shaun Wilson (Sr.)	26	609	23.42	0
2018	Deon Jackson (So.)	23	502	21.83	0
2019	Damond Philyaw-Johnson (So.)	17	549	32.29	2
2020	Damond Philyaw-Johnson (Sr.)	18	349	19.39	0
2021	Jaylen Stinson (So.)	34	818	24.06	2

Total Tackles

Year	Name	Solo	Ast	Total
1973	^{ACC} Keith Stoneback (Sr.)	--	--	173
1974	Keith Stoneback (Sr.)	71	63	134
1975	Dave Meier (Sr.)	82	68	150
1976	Jim Reilly (Sr.)	76	61	137
1977	Carl McGee (Sr.)	59	75	134
1978	Carl McGee (Sr.)	49	85	134
1979	Greg Stroud (Sr.)	64	19	83
1980	Jim Tyson (Sr.)	73	52	125
1981	Emmett Tilley (Sr.)	91	73	164
1982	Emmett Tilley (Sr.)	88	28	116
1983	Nick Buonoconti (So.)	54	43	97
1984	Mike Junkin (So.)	49	56	105
1985	^{ACC} Mike Junkin (Sr.)	105	57	162
1986	^{ACC} Mike Junkin (Sr.)	110	78	188
1987	Jim Godfrey (Sr.)	77	67	144
1988	^{ACC} Erwin Sampson (Fr.)	88	62	150
1989	George Edwards (Sr.)	62	54	116
1990	Mark Allen (Sr.)	54	67	121
1991	Darrell Spells (Sr.)	73	51	124
1992	Darrell Spells (Sr.)	71	48	119
1993	Brad Sherron (Sr.)	71	42	113
1994	Billy Granville (So.)	69	46	115
1995	Ray Farmer (Sr.)	72	39	111
1996	Billy Granville (Sr.)	61	73	134
1997	Chike Egbuniwe (Sr.)	82	50	132
1998	Ryan Stallmeyer (Sr.)	45	40	85
1999	Ryan Stallmeyer (Sr.)	70	40	110
2000	Ryan Fowler (Fr.)	59	28	87
2001	Ryan Fowler (So.)	70	57	127
2002	Ryan Fowler (Sr.)	78	67	145
2003	Terrell Smith (Sr.)	75	65	140
2004	Giuseppe Aguanno (Sr.)	58	36	94
2005	Michael Tauiliili (Fr.)	56	36	92
2006	Michael Tauiliili (So.)	32	62	94
2007	Vincent Rey (So.)	49	62	111
2008	^{ACC} Michael Tauiliili (Sr.)	63	77	140
2009	Vincent Rey (Sr.)	44	54	98
2010	Abraham Kromah (Sr.)	47	82	129
2011	Matt Daniels (Sr.)	65	61	126
2012	Walt Canty (Sr.)	53	56	109
2013	^{ACC} David Helton (Sr.)	46	87	133
2014	^{ACC} David Helton (Sr.)	50	84	134
2015	Dwayne Norman (Sr.)	63	51	114
2016	Joe Giles-Harris (Fr.)	55	52	107
2017	Joe Giles-Harris (So.)	54	71	125
2018	Joe Giles-Harris (Sr.)	34	46	80
2019	Koby Quansah (Sr.)	42	63	105
2020	Shaka Heyward (So.)	49	31	80
2021	Shaka Heyward (Sr.)	38	60	98

Tackles For Loss

Year	Name	TFL
1976	Jeffrey Green (Jr.)	9.0
1977	Carl McGee (Jr.)	9.0
1978	Andy Schoenhoff (Sr.) & Eric Drescher (Jr.)	7.0
1979	Charles Bowser (So.)	8.5
1980	Jimmy Tyson (So.)	7.0
1981	Charles Bowser (Sr.)	18.5
1982	Chris Arendt (Sr.)	8.0
1983	Harry Ward (So.)	8.0
1984	Reggie Andrews (Jr.)	10.0
1985	ACC Reggie Andrews (Sr.)	21.5
1986	Mike Junkin (So.)	15.0
1987	Dave Demore (Sr.)	12.0
1988	Anthony Allen (Jr.)	14.5
1989	John McDonald (Sr.)	10.0
1990	Scott Youmans (So.)	13.0
1991	Duane Marks (So.) & David Waffle (So.)	8.0
1992	David Waffle (Jr.)	17.0
1993	James Kirkland (So.)	13.0
1994	ACC John Zuanich (Jr.)	16.0
1995	James Kirkland (Sr.)	14.0
1996	Chris Combs (Fr.)	11.0
1997	Chris Combs (So.)	17.0
1998	Chris Combs (Jr.)	14.5
1999	Chris Combs (Sr.)	15.0
2000	Ryan Fowler (Fr.)	13.0
2001	Ryan Fowler (So.) & Nate Krill (Sr.)	7.0
2002	ACC Shawn Johnson (Jr.)	19.5
2003	Phillip Alexander (Jr.)	18.5
2004	Justin Kitchen (Jr.)	8.0
2005	Michael Tauililili (Fr.)	10.0
2006	Codey Lowe (Sr.)	14.0
2007	Michael Tauililili (Jr.)	13.0
2008	Greg Akinbiyi (Sr.)	14.5
2009	Ayanga Okpokowuruk (Sr.)	9.5
2010	Abraham Kromah (Sr.)	9.5
2011	Kelby Brown (So.)	7.0
2012	Jordan Byas (Sr.)	7.0
2013	Kenny Anunike (Sr.)	13.5
2014	Jeremy Cash (Jr.)	10.5
2015	Jeremy Cash (Sr.)	18.0
2016	Corbin McCarthy (Sr.)	12.0
2017	Joe Giles-Harris (So.)	16.0
2018	Victor Dimukeje (So.)	7.5
2019	Chris Rumph II (So.)	12.5
2020	Chris Rumph II (Jr.)	12.5
2021	Shaka Heyward (Jr.)	11.5

Quarterback Sacks

Year	Name	QBS
1978	Eric Drescher (Jr.)	5.0
1979	Charles Bowser (So.)	4.5
1980	Greg Blackwell (Fr.)	4.0
1981	ACC Charles Bowser (Sr.)	17.5
1982	Glen Barner (Sr.)	4.0
1983	Jerome Ley (Sr.), Murray Youmans (Fr.) & Harry Ward (So.)	2.0
1984	Reggie Andrews (Jr.)	4.0
1985	ACC Reggie Andrews (Sr.)	10.5
1986	Brian Bernard (Jr.), James Godfrey (Jr.), Mike Junkin (Sr.), Jeffrey Patten (So.) & Murray Youmans (Sr.)	2.0
1987	David Demore (Sr.)	5.0
1988	John McDonald (Jr.)	5.0
1989	Tom Corpus (Jr.)	5.5
1990	Tom Corpus (Sr.)	5.0
1991	Duane Marks (So.)	6.0
1992	David Waffle (Jr.)	4.0
1993	James Kirkland (So.)	7.0
1994	David Hawkins (Sr.)	6.0
1995	James Kirkland (Sr.) & Brian McCormack (Fr.)	2.0
1996	Chris Combs (Fr.)	8.0
1997	Chris Combs (So.)	6.0
1998	Chris Combs (Jr.) & Kendral Knight (Jr.)	4.0
1999	Kendral Knight (Sr.)	4.0
2000	Ryan Fowler (Fr.)	7.0
2001	Ryan Fowler (So.)	3.0
2002	ACC Shawn Johnson (Jr.)	12.0
2003	Matt Zielinski (Sr.)	7.0
2004	Eli Nichols (So.) & Justin Kitchen (Jr.)	3.0
2005	Eli Nichols (Jr.)	3.0
2006	Patrick Bailey (Jr.)	3.5
2007	Patrick Bailey (Sr.) & Vince Oghobaase (So.)	4.5
2008	Greg Akinbiyi (Sr.) & Vince Oghobaase (Jr.)	6.0
2009	Ayanga Okpokowuruk (Sr.)	6.0
2010	Patrick Egbob (Sr.)	4.5
2011	Kenny Anunike (Jr.)	4.0
2012	Kenny Anunike (Sr.)	6.0

2013	Kenny Anunike (Sr.)	6.0
2014	Jeremy Cash (Jr.)	5.5
2015	Jeremy Cash (Sr.)	2.5
2016	A.J. Wolf (Sr.)	5.5
2017	Mike Ramsay (Sr.)	5.5
2018	Victor Dimukeje (So.)	3.5
2019	Victor Dimukeje (Jr.)	8.5
2020	Chris Rumph II (Sr.)	8.0
2021	R.J. Oben (So.)	5.0

Interceptions

Year	Name	No	Yds	Avg	TD
1938	Bob Spangler (Sr.)	5	48	9.60	0
1939	George McAfee (Sr.)	4	56	14.00	0
1940	-	-	-	-	-
1941	-	-	-	-	-
1942	Buddy Luper (So.)	4	104	26.00	0
1943	R.J. McDougal (Sr.)	3	54	18.00	0
1944	Ed Sharkey (Fr.)	3	41	13.67	1
1945	Gordon Carver (Sr.)	3	135	45.00	2
1946	-	-	-	-	-
1947	Fred Folger (Jr.)	5	165	33.00	0
	Thomas Hughes (So.)	5	56	11.20	1
1948	John Friedlund (So.)	6	92	15.33	-
1949	George Skipworth (Sr.)	9	88	9.78	-
1950	Robert Bickel (Fr.)	4	118	29.50	-
	William Keziah (So.)	4	60	15.00	-
1951	Worth Lutz (Fr.)	5	31	6.20	0
1952	John Carey (Sr.)	4	70	17.50	1
1953	ACC Jerry Barger (Jr.)	6	55	9.17	0
1954	ACC Jerry Barger (Sr.)	7	50	7.14	0
1955	ACC Dale Boyd (Sr.)	6	88	14.67	0
1956	ACC Eddie Rushton (Jr.)	4	86	21.50	1
1957	Bob Brodhead (Jr.)	5	37	7.40	0
1958	Butch Allie (So.)	3	31	10.33	0
1959	Jack Wilson (So.)	3	118	39.33	1
1960	Butch Allie (Sr.)	3	52	17.33	0
	Don Altman (Jr.)	3	0	-	0
	Bob Garda (Sr.)	3	22	7.33	0
1961	Jack Wilson (Sr.)	4	105	26.25	1
1962	Paul Bengel (Sr.)	3	73	24.33	0
	Mike Curtis (Jr.)	3	41	13.67	0
1963	Stan Crisson (Sr.)	3	44	14.67	1
1964	Mike Shasby (So.)	3	26	8.67	0
1965	Andy Beath (So.)	4	6	1.50	0
1966	Art Vann (Jr.)	3	24	8.00	0
1967	ACC Andy Beath (Sr.)	6	4	0.67	0
1968	Dick Biddle (So.)	2	36	18.00	0
	Ed Hicklin (Sr.)	2	38	19.00	0
	David Trice (So.)	2	36	18.00	0
1969	Ernie Jackson (So.)	4	2	0.50	0
	Rich Searl (So.)	4	92	23.00	0
1970	Rich Searl (Jr.)	7	78	11.14	0
1971	Michael Davies (Sr.)	5	36	7.20	0
	William Hanenberg (Jr.)	5	75	15.00	0
	Rich Searl (Sr.)	5	27	5.40	0
1972	Ben Fordham (So.)	4	29	7.25	0
1973	Jeff Christopher (Jr.)	2	6	3.00	0
	Charles Cox (Sr.)	2	3	1.50	0
1974	Jeff Christopher (Sr.)	4	74	18.50	0
1975	ACC Robert Grupp (Jr.)	4	72	18.00	0
1976	Kirk May (Sr.)	2	3	1.50	0
1977	Earl Cook (Sr.)	2	63	31.50	1
	Bill King (Jr.)	2	44	22.00	1
	Richard Sommers (Jr.)	2	23	11.50	0
1978	Richard Sommers (Sr.)	4	38	9.50	0
1979	Craig Hoskins (Sr.)	6	25	4.17	0
1980	ACC Dennis Tabron (Jr.)	5	132	26.40	1
1981	Bill Obreskey (So.)	6	44	7.33	0
1982	Johnny Hill (So.)	4	42	10.50	0
1983	Chet Gee (Sr.)	4	44	11.00	0
1984	Johnny Hill (Sr.)	4	0	-	0
1985	Bob Calamari (So.)	2	3	1.50	0
	Mark Moseley (Sr.)	2	44	22.00	0
	Allen Scales (Sr.)	2	0	-	0
1986	Mike Junkin (Sr.)	3	2	0.67	0
1987	Dewayne Terry (Sr.)	5	19	3.80	0
1988	Wyatt Smith (Fr.)	3	-1	-0.33	0
1989	Wyatt Smith (So.)	6	110	18.33	2
1990	Erwin Sampson (Jr.)	3	14	4.67	0
1991	Keith DuBose (Jr.)	3	21	7.00	0
	Derrick Jackson (Jr.)	3	70	23.33	1
	Wyatt Smith (Sr.)	3	80	26.67	1
1992	Tee Edwards (Fr.)	2	24	12.00	0
	Sean Thomas (Jr.)	2	113	56.50	1
1993	Sean Thomas (Sr.)	4	44	11.00	0
1994	Brandon Pollock (So.)	3	55	18.33	0

	Zaid Abdul-Aleem (Sr.)	3	0	-	0
1995	Alonzo Moyer (Fr.)	1	40	40.00	1
1996	Tawambi Settles (Jr.)	1	14	14.00	0
1997	Eric Jones (So.)	4	64	16.00	0
1998	Kenan Holley (Sr.)	3	44	14.67	0
1999	Darius Clark (Sr.)	5	102	20.40	0
2000	Ronnie Hamilton (Jr.)	2	0	-	0
	Fred Harris (Sr.)	2	21	10.50	0
	Jeff Phillips (So.)	2	0	-	0
2001	Alex Green (Fr.)	1	0	-	0
	Ryan Fowler (So.)	1	0	-	0
	Ronnie Hamilton (Sr.)	1	0	-	0
	Micah Harris (Fr.)	1	0	-	0
	Anthony Roberts (So.)	1	20	20.00	1
	Jamyon Small (Jr.)	1	13	13.00	0
	Kenneth Stanford (Fr.)	1	0	-	0
2002	Alex Green (So.)	3	31	10.33	0
	Terrell Smith (Jr.)	3	17	5.67	0
	Kenneth Stanford (So.)	3	-7	-2.33	0
2003	Temo George (Sr.)	2	2	1.00	0
	Alex Green (Jr.)	2	4	2.00	0
	John Talley (Fr.)	2	0	-	0
2004	John Talley (So.)	4	172	43.00	2
2005	John Talley (Jr.)	5	73	14.60	0
2006	ACC John Talley (Sr.)	7	150	21.43	1
2007	Michael Tauililili (Jr.)	3	38	12.67	0
	Leon Wright (So.)	3	9	3.00	0
2008	Michael Tauililili (Sr.)	4	15	3.75	0
2009	Leon Wright (Sr.)	5	146	29.20	2
2010	Ross Cockrell (Fr.)	3	15	5.00	0
2011	Matt Daniels (Sr.)	2	43	21.50	0
2012	ACC Ross Cockrell (Jr.)	5	46	9.20	1
2013	Breon Borders (Fr.)	4	51	12.75	0
	Jeremy Cash (So.)	4	18	4.50	0
2014	Breon Borders (So.)	3	15	5.00	0
2015	Breon Borders (Sr.)	3	6	2.00	0
2016	Deondre Singleton (Sr.)	3	0	0.00	0
2017	Mark Gilbert (So.)	6	7	1.17	0
2018	Michael Carter II (So.)	1	5	5.00	0
	Brandon Feamster (Jr.)	1	8	8.00	0
	Leonard Johnson (Fr.)	1	53	53.00	1
	Marquis Waters (So.)	1	10	10.00	0
2019	Jalen Alexander (Fr.)	2	42	21.00	0
	Leonard Johnson (So.)	2	0	0.00	0
	Marquis Waters (Sr.)	2	17	8.50	0
2020	Jeremiah Lewis (So.)	2	0	0.00	0
	Michael Carter II (Sr.)	2	33	16.50	0
2021	Leonard Johnson (Sr.)	2	30	15.0	0
	Jeremiah Lewis (Jr.)	2	35	17.5	0

Pass Breakups

Year	Name	No
1976	Robert Grupp (Sr.), Dan Brooks (So.) & William Miller (Jr.)	5
1977	Earl Cook (Sr.)	7
1978	ACC Richard Sommers (Sr.)	13
1979	Dennis Tabron (So.)	5
1980	Gary Garstkiewicz (Sr.) & Dennis Tabron (Jr.)	4
1981	Bill Obreskey (So.)	7
1982	Bill Obreskey (Jr.)	7
1983	Chester Gee (Sr.)	8
1984	Joby Branion (Sr.)	10
1985	Fonda Williams (Fr.)	11
1986	Mike Diminick (So.), Dewayne Terry (Jr.) & Fonda Williams (So.)	7
1987	Mike Diminick (Jr.)	9
1988	Wyatt Smith (Fr.)	13
1989	Erwin Sampson (So.)	15
1990	Wyatt Smith (Jr.)	6
1991	Erwin Sampson (Sr.)	5
1992	Tee Edwards (So.) & Jamal Ellis (So.)	6
1993	Sean Thomas (Sr.)	6
1994	Brandon Pollock (So.)	11
1995	Sidney Wells (Sr.)	8
1996	Darius Clark (Fr.), Lamar Grant (Fr.) & Tawambi Settles (Jr.)	5
1997	Tawambi Settles (Sr.)	11
1998	Lamar Grant (Jr.)	10
1999	Ronnie Hamilton (So.)	11
2000	Ronnie Hamilton (Jr.)	6
2001	Ronnie Hamilton (Sr.)	9
2002	Kenneth Stanford (So.)	11
2003	Kenneth Stanford (Jr.)	12
2004	John Talley (So.)	14
2005	John Talley (Jr.)	8
2006	Deonto McCormick (Sr.)	9
2007	Leon Wright (So.)	8
2008	Chris Rwabukamba (So.), Michael Tauililili (Sr.) & Glenn Williams (Sr.)	5
2009	Leon Wright (Sr.)	8
2010	Lee Butler (Jr.)	8
2011	Matt Daniels (Sr.)	14

2012	Ross Cockrell (Jr.)	13
2013	Ross Cockrell (Sr.)	13
2014	DeVon Edwards (So.)	9
2015	Breon Borders (Jr.)	9
2016	Breon Borders (Sr.)	11
2017	Mark Gilbert (So.)	15
2018	Josh Blackwell (Fr.) & Michael Carter II (So.)	6
2019	Michael Carter II (Jr.)	8
2020	Jeremiah Lewis (So.)	10
2021	Lummie Young IV (Sr.)	7
	Josh Blackwell (Gr.)	7

Total Passes Defended

Year	Name	INT	PBU	Total
1976	Dan Brooks (So.)	1	5	6
1977	Earl Cook (Sr.)	2	7	9
1978	Richard Sommers (Sr.)	4	13	17
1979	Craig Hoskins (Sr.)	6	6	12
1980	Dennis Tabron (Jr.)	5	4	9
1981	Bill Obremskey (So.)	6	7	13
1982	Bill Obremskey (Jr.)	1	7	8
1983	Chester Gee (Sr.)	4	8	12
1984	Joby Branion (Sr.)	1	10	11
1985	Fonda Williams (Fr.)	1	11	12
1986	Mike Diminick (So.)	1	7	8
	Dewayne Terry (Jr.)	1	7	8
1987	Mike Diminick (Jr.)	3	9	12
1988	Wyatt Smith (Fr.)	3	13	16
1989	Erwin Sampson (So.)	4	15	19
1990	Keith DuBose (So.)	2	5	7
	Erwin Sampson (Jr.)	3	4	7
	Wyatt Smith (Jr.)	1	6	7
1991	Keith DuBose (Jr.)	3	4	7
	Wyatt Smith (Sr.)	3	4	7
1992	Tee Edwards (So.)	2	6	8
1993	Sean Thomas (Sr.)	4	4	8
1994	Brandon Pollock (So.)	3	11	14
1995	Sidney Wells (Sr.)	2	8	10
1996	Darius Clark (Fr.)	1	5	6
	Lamar Grant (Fr.)	1	5	6
	Tawambi Settles (Jr.)	1	5	6
1997	Tawambi Settles (Sr.)	1	11	12
1998	Darius Clark (Jr.)	1	10	11
1999	Darius Clark (Sr.)	5	8	13
2000	Ronnie Hamilton (Jr.)	2	6	8
2001	Ronnie Hamilton (Sr.)	1	9	10
2002	Kenneth Stanford (So.)	3	11	14
2003	Kenneth Stanford (Jr.)	1	12	13
2004	John Talley (So.)	4	14	18
2005	John Talley (Jr.)	5	8	13
2006	John Talley (Sr.)	7	8	15
2007	Leon Wright (So.)	3	8	11
2008	Michael Tauiliili (Sr.)	4	5	9
2009	Leon Wright (Sr.)	5	8	13
2010	Ross Cockrell (Fr.)	3	7	10
2011	Matt Daniels (Sr.)	2	14	16
2012	Ross Cockrell (Jr.)	5	13	18
2013	Ross Cockrell (Sr.)	3	13	16
2014	DeVon Edwards (So.)	1	9	10
2015	Breon Borders (Jr.)	3	9	12
2016	Breon Borders (Sr.)	2	11	13
2017	^{ACC} Mark Gilbert (So.)	6	15	21
2018	Michael Carter II (So.)	1	6	7
2019	Michael Carter II (Jr.)	1	8	9
	Leonard Johnson (So.)	2	7	9
	Marquis Waters (Sr.)	2	7	9
2020	Jeremiah Lewis (So.)	2	10	12
2021	Lummie Young IV (Sr.)	1	7	8

QB Pressures

Year	Name	No
1994	David Hawkins (Sr.)	26
1995	James Kirkland (Sr.)	12
1996	Chris Combs (Fr.)	6
1997	Chris Combs (So.)	23
1998	Chris Combs (Jr.)	18
1999	Chris Combs (Sr.)	10
2000	--	
2001	Charles Porter (Sr.)	5
2002	Matt Zielinski (Jr.)	19
2003	Matt Zielinski (Sr.)	12
2004	Casey Camero (So.)	9
2005	Eli Nichols (Jr.)	5
2006	Patrick Bailey (Jr.) & Jeramy Edwards (Sr.)	5
2007	Wesley Oglesby (Fr.)	7
2008	Vince Oghobaase (Jr.) & Michael Tauiliili (Sr.)	5
2009	Patrick Egbon (Jr.)	6

2010	Kelby Brown (Fr.)	5
2011	Austin Gamble (Jr.) & Charlie Hatcher (Sr.)	3
2012	Dezmond Johnson (So.)	3
2013	Kelby Brown (Jr.)	8
2014	Jeremy Cash (Jr.)	5
	David Helton (Sr.)	5
2015	Jeremy Cash (Sr.)	8
2016	A.J. Wolf (Sr.)	7
2017	Joe Giles-Harris (So.)	9
	Mike Ramsay (Sr.)	9
2018	Victor Dimukeje (So.)	9
2019	Chris Rumph II (So.)	11
2020	Victor Dimukeje (Sr.) & Chris Rumph II (Jr.)	5
2021	R.J. Oben (So.)	8

Fumble Recoveries

Year	Name	No
1969	Curt Rawley (Jr.)	3
1970	John Cappellano (Sr.)	2
	Ernie Jackson (Jr.)	2
1971	Mike Davies (Sr.)	3
1972	Ernest Clark (So.)	4
1973	--	
1974	--	
1975	--	
1976	Dan Brooks (So.)	6
1977	Jack Algor (Jr.), George Gawdun (So.), Derrick Mashore (Jr.) & Lyman Smith (Sr.)	2
1978	Carl McGee (Sr.)	3
1979	George Gawdun (Sr.)	6
1980	Ed Brown (Sr.)	3
1981	Charles Bowser (Sr.)	2
1982	Jay Foxworthy (So.) & Bill Obremskey (Jr.)	2
1983	Ralph Alderman (Jr.) & Darryl Brunson (Jr.)	2
1984	David Adams (Jr.), Johnny Hill (Sr.) & Mike Junkin (So.)	2
1985	Fonda Williams (Fr.)	3
1986	Dave Demore (Jr.)	5
1987	John Howell (So.)	4
1988	John McDonald (Jr.)	2
1989	Mark Allen (So.) & Carey Metts (Sr.)	2
1990	Mark Allen (Jr.), Keith DuBose (So.), Duane Marks (Fr.) & Erwin Sampson (Jr.)	1
1991	Warren Scoville (Jr.)	6
1992	Duane Marks (Jr.), Sean Thomas (Jr.) & Scott Youmans (Jr.)	2
1993	Brad Sherrod (Sr.)	2
	Scott Youmans (Sr.)	2
1994	John Zuanich (Jr.)	4
1995	Orlando Adwaters (Sr.), Billy Granville (Jr.), Eric Scheidt (Sr.) & John Zuanich (Sr.)	2
1996	Darius Clark (Fr.)	2
1997	Eleven players with	1
1998	Darius Clark (Jr.)	2
1999	Ryan Stallmeyer (Sr.)	2
2000	Randy Ament (Sr.), Ryan Fowler (Fr.), Tyran Grissom (Sr.), Kendal Knight (Sr.), Jamyon Small (So.) & Matt Zielinski (Fr.)	1
2001	Nate Krill (Sr.), Charles Porter (Sr.) & Jaymon Small (Jr.)	2
2002	Terrell Smith (Jr.)	4
2003	Phillip Alexander (Jr.), Brendan Dewan (So.), Ryan Fowler (Sr.), Terrell Smith (Sr.) & Orrin Thompson (Sr.)	2
2004	Giuseppe Aquanno (Sr.)	2
2005	Deonto McCormick (Jr.)	2
2006	Codey Lowe (Sr.)	3
2007	Adam Banks (Fr.), Chris Davis (Sr.), Marcus Jones (Jr.), Wesley Oglesby (Fr.), Vincent Rey (So.), Michael Tauiliili (Jr.) & Leon Wright (So.)	1
2008	Greg Akinbiyi (Sr.), Catron Gainey (Jr.) & Vincent Rey (Jr.)	2
2009	Ten tied with	1
2010	^{ACC} Kelby Brown (Fr.)	4
2011	Zach Greene (Jr.), Charlie Hatcher (Sr.), Sydney Sarmiento (Jr.), Conner Vernon (Jr.) & Anthony Young-Wiseman (So.)	1
2012	Dwayne Norman (Fr.) & Jonathan Woodruff (So.)	2
2013	Kelby Brown (Jr.), Jeremy Cash (So.) & Dezmond Johnson (Jr.)	2
2014	Breon Borders (So.), Jeremy Cash (Jr.), Jordan DeWalt-Ondijo (Sr.), Bryon Fields Jr. (So.), C.J. France (Sr.), David Helton (Sr.), Jonathan Jones (Sr.), Deondre Singleton (So.), David Reeves (Jr.) & A.J. Wolf (So.)	1
2015	Deondre Singleton (Jr.)	2
2016	Ben Humphreys (So.) & Alonzo Saxton II (Jr.)	2
2017	Victor Dimukeje (Fr.), Drew Jordan (Fr.), Koby Quansah (So.) & Alonzo Saxton II (Sr.)	1
2018	Ben Humphreys (Sr.)	2
2019	Shaka Heyward (Fr.) & Koby Quansah (Sr.)	2
2020	Drew Jordan (Sr.)	3
2021	Ben Frye (Gr.)	2

Caused Fumbles

Year	Name	No
1976	Jeffrey Green (Jr.)	5
1977	Jim Reilly (Sr.)	2
1978	Dan Brooks (Sr.), George Gawdun (Jr.), Paul Heinsohn (So.), Derrick Mashore (Sr.) & Richard Sommers (Sr.)	1
1979	Larry LeNoir (So.), F.A. Martin (So.) & Greg Stroud (Sr.)	2
1980	Jimmy Tyson (Jr.)	3
1981	Charles Bowser (Sr.)	5
1982	Joby Branion (So.)	2
1983	Nick Buoniconti (So.) & Johnny Hill (Jr.)	1
1984	Howard Woods (Jr.)	2
1985	Pete Stubbs (Sr.)	4
1986	Mike Junkin (Sr.)	5
1987	Andy Andreasik (Sr.), Dave Demore (Sr.), Rodney Dickerson (So.) & Jeff Patten (Jr.)	2
1988	John Howell (Jr.)	3
1989	Derrick Jackson (Fr.)	2
1990	Scott Berdan (Fr.), Erwin Sampson (Jr.), Travis Pearson (Fr.) & Brad Sherrod (So.)	1
1991	--	
1992	Jamal Ellis (So.)	2
1993	Tee Edwards (So.)	3
1994	David Hawkins (Sr.)	6
1995	Carlos Bagley (Sr.)	4
1996	Billy Granville (Sr.) & Tawambi Settles (Jr.)	3
1997	Kevin Lewis (So.)	4
1998	Darius Clark (Jr.), Chris Combs (Jr.) & Kenan Holley (Sr.)	2
1999	Kevin Lewis (Sr.)	2
2000	J.T. Cape (Fr.) & Ryan Fowler (Fr.)	2
2001	Ryan Fowler (So.)	3
2002	Matt Zielinski (Jr.)	3
2003	Matt Zielinski (Sr.)	3
2004	Casey Camero (So.) & Alex Green (Sr.)	2
2005	Patrick Bailey (So.) & Michael Tauiliili (Fr.)	3
2006	Adrian Aye-Darko (So.), Jeramy Edwards (Sr.) & John Talley (Sr.)	2
2007	Chris Davis (Sr.) & Vincent Rey (So.)	3
2008	Michael Tauiliili (Sr.) & Glenn Williams (Sr.)	3
2009	Matt Daniels (So.)	3
2010	Matt Daniels (Jr.)	3
2011	Walt Canty (Jr.)	3
2012	Lee Butler (Sr.)	2
2013	Kelby Brown (Jr.), Jeremy Cash (So.) & Deondre Singleton (Fr.)	2
2014	DeVon Edwards (So.)	5
2015	Jeremy Cash (Sr.)	3
2016	Deondre Singleton (Sr.) & Bryon Fields Jr. (Jr.)	2
2017	Koby Quansah (So.)	2
2018	Victor Dimukeje (So.) Dylan Singleton (Jr.) & Derrick Tangelo (So.)	2
2019	Trevon McSwain (Sr.)	3
2020	Derrick Tangelo (Sr.)	3
2021	DeWayne Carter (So.)	4

NOTES

- ^{ACC} ACC leader
- ¹ Dave Brown led the ACC in passing efficiency in 1989 (104-of-163, 1,479 yards, 14 TD, 6 INT)
- ² Leroy Gallman led the ACC in kickoff return average in 1992 (14-433; 30.9)
- ³ Kyle Moore led the ACC in kickoff return average in 2000 (13-335; 25.8)

ACC leaders based on:

Passing	1953-69: Yardage 1970-78: Completions per game average 1979-present: Passing efficiency
Rushing	1953-69: Yardage 1970-present: Yards per game average
Pass Receptions	1953-68: Receptions 1969-present: Receptions per game average
Receiving	1953-69: Yardage 1970-present: Yards per game average
Total Offense	1953-69: Yardage 1970-present: Yards per game average
Scoring	1953-79: Points 1980-present: Points per game average
Punt Returns	1953-69: Yardage 1970-present: Yards per return average
Kickoff Returns	1953-69: Yardage 1970-present: Yards per return average
Interceptions	1953-69: Interception total 1970-present: Interceptions per game average
Tackles	Tackles per game average
Fumble Recoveries	Fumble recoveries per game average

ANNUAL TEAM STATISTICS

Year	G	RUSHING					PASSING					TOTAL OFFENSE			SCORING					1st Downs R-P-Pen=Tot	Fumbles- Lost	Penalties- Yards
		Att.	Yards	Avg.	TD	YPG	C-A-I	Pct.	Yards	TD	YPG	Rating	Plays	Yards	YPG	TD	PAT-A	FG-A	Pts.			
1938	10	434	1,828	4.21	182.80	34-86-6	.400	400	400	40.00	-	520	2,228	222.80	17	10	1	117	11.70	79-20-6=105	30-15	39-325
1939	9	384	1,824	4.75	202.67	51-107-3	.480	648	648	72.00	-	491	2,472	274.67	27	18	1	183	20.33	74-25=100	32-20	40-350
1940	9	257	1,965	7.65	218.33	67-126-7	.530	673	673	74.78	-	383	2,638	293.11	28	21	4	203	22.56	75-33-2=110	28-12	24-257
1941	10	482	2,541	5.27	254.10	66-137-11	.480	1,104	1,104	110.40	-	619	3,645	364.50	48	35	0	327	32.70	107-37-6=162	17-6	37-335
1942	10	404	1,636	4.05	163.60	41-117-12	.350	429	429	42.90	-	521	2,065	206.50	31	25	0	211	21.10	108	-	N/A-403
1943	9	480	2,659	5.60	265.90	33-78-7	.420	664	664	66.40	-	558	3,323	332.30	-	-	-	335	33.50	102-13-6=121	-	-
1944	10	455	2,109	4.64	210.90	34-81-12	.420	485	485	48.50	-	536	2,594	259.40	34	22-34	-	230	23.00	-	-	-
1945	8	358	1,769	4.94	221.13	33-70-8	.470	585	585	73.13	-	428	2,354	294.25	34	23-34	0	227	28.38	59-21-5=85	-	-
1946	9	418	868	2.08	96.44	35-104-8	.550	497	497	55.22	-	522	1,365	151.67	20	14-20	0	134	14.89	59-13-3=75	28-10	36-339
1947	9	344	740	2.15	82.22	51-110-14	.460	676	676	75.11	-	454	1,416	157.33	12	7	0	79	8.78	46-27-4=77	29-13	382
1948	9	400	1,304	3.26	144.89	53-151-10	.350	798	4	88.67	74.99	551	2,102	233.56	21	18-21	0	144	16.00	55-32-6=93	21-14	32-334
1949	9	409	1,492	3.65	165.78	86-166-9	.520	1,185	8	131.67	116.83	575	2,677	297.44	38	32-38	0	260	28.89	68-41-3=112	13-9	42-401
1950	10	423	1,357	2.97	135.70	121-235-20	.520	1,639	10	163.90	107.10	658	2,996	299.60	29	26-29	0	202	20.20	71-69-5=147	18-9	40-366
1951	10	591	2,272	3.84	227.20	50-119-18	.420	640	3	64.00	65.26	710	2,912	291.20	30	21-30	0	201	20.10	109-26-3=138	40-25	64-597
1952	10	533	2,265	4.25	226.50	48-96-14	.500	699	10	69.90	116.37	649	2,964	296.40	33	27-33	0	222	22.20	107-24-4=135	34-20	61-602
1953	10	547	2,219	4.06	221.90	43-100-8	.430	644	5	64.40	97.60	647	2,863	286.30	32	20-31	1	227	22.70	107-29-8=144	43-19	62-654
1954	11	552	2,401	4.35	218.27	62-130-15	.480	999	10	90.82	114.55	682	3,400	309.09	40	30-40	0	270	24.55	134-44-9=187	41-20	58-611
1955	10	560	2,165	3.87	216.50	48-102-10	.470	642	4	64.20	93.26	662	2,807	280.70	29	22-29	1	196	19.60	108-33-5=146	33-19	42-337
1956	10	569	2,544	4.47	254.40	48-105-11	.460	599	5	59.90	88.40	674	3,143	314.30	27	22-27	1	184	18.40	136-34-3=173	35-23	66-616
1957	11	647	2,597	4.01	236.09	47-101-10	.470	613	6	55.73	97.32	748	3,213	291.82	27	20-27	1	182	16.55	149-28-6=183	24-14	47-472
1958	10	559	1,886	3.37	188.60	73-150-9	.490	859	5	85.90	95.77	709	2,745	274.50	19	4-8	0-1	128	12.80	107-45-7=159	34-17	56-577
1959	10	485	1,532	3.16	153.20	53-111-7	.480	665	4	66.50	97.35	596	2,197	219.70	14	11-12	3-4	104	10.40	82-32-6=120	26-17	47-381
1960	11	530	1,966	3.71	178.73	120-192-11	.630	1,042	4	94.73	103.50	722	3,008	273.45	24	14-20	3-7	173	15.73	103-62-5=170	27-18	31-321
1961	10	445	1,574	3.54	157.40	111-187-9	.590	1,409	12	140.90	134.20	632	2,983	298.30	24	16-19	5-7	183	18.30	94-62-8=164	24-14	38-325
1962	10	461	1,808	3.92	180.80	110-201-14	.550	1,221	4	122.10	98.39	662	3,029	302.90	26	18-23	7-11	199	19.90	115-57-8=160	21-11	41-307
1963	10	454	1,749	3.85	174.90	120-238-11	.500	1,416	11	141.60	106.41	692	3,165	316.50	33	18-29	2-8	230	23.00	94-67-13=174	21-13	40-376
1964	10	419	1,439	3.43	143.90	110-204-9	.540	1,227	7	122.70	106.95	623	2,796	279.60	19	13-16	5-12	148	14.80	86-56-7=149	19-11	40-417
1965	10	500	1,887	3.77	188.70	113-193-14	.590	1,577	12	157.70	133.20	693	3,464	346.40	31	21-28	1-6	216	21.60	101-67-7=175	29-20	45-400
1966	10	485	1,406	2.90	140.60	89-186-16	.480	1,102	3	110.20	85.74	671	2,508	250.80	23	15-19	3-6	164	16.40	86-58-7=151	31-16	43-448
1967	10	510	1,835	3.60	183.50	93-183-12	.510	1,204	5	120.40	101.99	693	3,039	303.90	19	17-18	4-13	143	14.30	109-53-9=171	25-13	49-479
1968	10	454	1,580	3.48	158.00	186-346-14	.540	2,653	11	265.30	120.56	800	4,233	423.30	30	13-20	3-5	214	21.40	96-125-11=232	31-21	40-340
1969	10	440	1,310	2.98	131.00	153-283-10	.540	1,725	6	172.50	105.19	723	3,035	303.50	22	15-18	4-9	161	16.10	79-90-12=181	20-10	50-508
1970	11	546	2,153	3.94	195.73	184-317-14	.580	2,265	10	205.91	119.64	863	4,149	377.18	28	20-22	11-25	229	20.82	103-113-19=235	27-16	42-410
1971	11	598	2,492	4.17	226.55	61-138-13	.440	907	2	82.45	85.35	736	3,081	280.09	22	20-22	6-13	170	15.45	106-44-6=156	29-15	54-443
1972	11	611	2,616	4.28	237.82	68-161-17	.420	867	6	78.82	78.65	772	3,188	288.82	19	9-14	1-6	132	12.00	114-49-11=174	31-17	56-539
1973	11	560	2,219	3.96	201.73	84-182-18	.460	1,147	5	104.27	88.38	742	2,971	270.09	16	13-15	7-18	132	12.00	89-56-21=166	38-19	58-542
1974	11	595	1,953	3.28	177.55	113-219-13	.520	1,684	7	153.09	114.87	814	3,637	330.64	28	13-20	4-13	201	18.27	120-84-22=226	33-17	43-487
1975	11	547	2,359	4.31	214.45	122-216-13	.570	1,715	3	155.91	115.72	763	4,074	370.36	25	20-21	9-18	197	17.91	134-81-10=225	30-20	52-554
1976	11	592	2,589	4.37	235.36	90-170-12	.530	1,078	2	98.00	95.97	762	3,667	333.36	28	16-19	12-20	234	21.27	138-54-19=211	23-15	51-569
1977	11	567	2,185	3.85	198.64	112-211-10	.530	1,376	7	125.09	109.33	778	3,561	323.73	29	19-20	10-16	231	21.00	122-70-18=210	35-20	52-503
1978	11	503	1,635	3.25	148.64	111-244-20	.460	1,252	4	113.82	77.61	747	2,887	262.45	13	5-7	7-11	108	9.82	90-60-14=164	36-16	47-392
1979	11	513	1,558	3.04	141.64	94-236-21	.400	1,183	9	107.55	76.73	749	2,741	249.18	19	17-18	7-12	152	13.82	90-47-17=154	37-13	57-538
1980	11	345	748	2.17	68.00	213-401-31	.530	2,508	18	228.00	105.01	746	3,256	296.00	28	28-28	6-10	214	19.45	65-108-23=196	31-12	57-560
1981	11	469	1,703	3.63	154.82	176-342-21	.520	2,368	15	215.27	111.82	811	4,071	371.09	24	22-23	12-21	210	19.01	104-106-19=229	21-14	66-564
1982	11	431	1,641	3.56	149.18	258-414-16	.620	3,349	23	304.45	140.87	845	4,990	453.64	40	30-35	11-22	307	27.91	102-149-18=269	19-11	78-709
1983	11	401	1,380	3.44	125.45	305-480-13	.640	3,132	17	284.73	124.62	881	4,512	410.18	31	26-28	10-18	246	22.36	106-141-9=266	16-11	48-460
1984	11	477	1,106	2.27	100.55	183-325-19	.560	2,020	6	183.64	102.92	812	3,126	284.18	13	9-9	13-16	128	11.64	95-87-9=191	28-14	55-543
1985	11	477	1,459	3.06	132.64	198-338-18	.590	2,232	10	202.91	113.16	815	3,691	335.55	26	19-23	6-16	193	17.55	102-104-19=225	21-11	

ANNUAL OPPONENT STATISTICS

Year	G	RUSHING					PASSING					TOTAL OFFENSE			SCORING				1st Downs R-P-Pen=Tot	Fumbles- Lost	Penalties- Yards			
		Att.	Yards	Avg.	TD	YPG	C-A-I	Pct.	Yards	TD	YPG	Rating	Plays	Yards	YPG	TD	PAT-A	FG-A				Pts.	PPG	
1938	10	-	697	-	0	69.70	52-128-21	.406	563	1	56.30	47.34	342	1,260	126.00	1	1-1	0	7	0.70	37-22-3=62	24-12	27-225	
1939	9	-	679	-	-	75.44	55-141-19	.390	607	-	67.44	-	429	1,286	142.89	6	3	1	42	4.67	42-24-4=70	16-7	15-135	
1940	9	-	1,031	-	-	114.56	52-123-15	.423	548	-	60.89	-	-	1,579	175.44	8	4	0	52	5.78	44-37-0=71	13-8	24-165	
1941	10	-	995	-	-	99.50	61-139-18	.439	719	-	71.90	-	-	1,714	171.40	9	7	0	61	6.10	60-22-7=89	23-16	31-214	
1942	10	-	1,063	-	-	106.30	60-163-22	.368	808	-	80.80	-	-	1,871	187.10	15	8	0	98	9.80	-	85	-	N/A-257
1943	9	-	-	-	-	-	-	-	-	-	-	-	-	-	-	5	4	0	34	3.78	28-28-8=64	-	-	
1944	10	-	1,147	-	-	114.70	-	-	908	-	90.80	-	-	2,055	205.50	-	-	-	118	11.80	55-23-7=85	-	-	
1945	8	-	-	-	-	-	-	-	-	-	-	-	-	-	-	-	-	114	14.25	41-17-3=61	-	-		
1946	9	-	902	-	-	100.22	62-168-16	.369	896	-	99.56	-	-	1,798	199.78	13	6	0	86	9.56	57-26-4=87	37-22	43-358	
1947	9	-	1,341	-	-	149.00	75-177-16	.424	878	-	97.56	-	-	2,219	246.56	13	9	1	90	10.00	74-37-4=115	26-18	N/A-523	
1948	9	375	1,204	3.21	-	133.78	77-169-20	.456	1,188	7	132.00	94.61	554	2,392	217.45	14	8-14	0	92	10.22	61-40-3=104	27-19	50-481	
1949	9	355	980	2.76	-	108.89	82-189-9	.434	1,153	8	128.11	99.08	544	2,133	237.00	17	13-17	-	117	13.00	67-33-2=102	26-11	59-438	
1950	10	447	1,411	3.16	-	141.10	66-144-17	.458	664	3	66.40	67.83	591	2,075	207.50	16	12-16	-	108	10.80	89-29-8=126	27-15	58-509	
1951	10	461	1,523	3.30	-	152.30	63-158-24	.399	903	8	90.30	74.21	619	2,426	242.60	23	17-23	-	157	15.70	83-24-8=126	39-21	57-475	
1952	10	498	1,605	3.22	-	160.50	44-125-4	.352	528	1	52.80	66.92	623	2,133	213.30	10	10-10	-	72	7.20	90-24-9=123	35-23	60-554	
1953	10	426	1,443	3.39	-	144.30	52-154-18	.338	791	3	79.10	59.96	580	2,234	223.40	12	9-12	-	81	8.10	69-31-8=108	28-11	52-538	
1954	11	534	2,248	4.21	-	204.36	62-152-26	.408	751	3	68.27	54.59	686	2,999	272.64	24	17-24	-	161	14.64	114-37-12=163	24-12	53-517	
1955	10	423	1,212	2.87	-	121.20	53-129-17	.411	765	4	76.50	74.78	552	1,977	197.70	14	11-14	0-0	95	9.50	82-33-3=118	37-27	31-362	
1956	10	467	1,692	3.62	-	169.20	54-121-24	.446	822	4	82.20	72.93	588	2,514	251.40	15	10-15	0-1	100	10.00	89-36-10=135	30-20	49-476	
1957	11	461	1,683	3.65	-	153.00	72-171-10	.421	932	8	84.73	91.63	632	2,615	237.73	20	15-20	0-1	135	12.27	85-32-12=129	23-13	56-599	
1958	10	461	1,669	3.62	-	166.90	71-169-15	.420	1,009	5	100.90	84.18	630	2,678	267.80	18	6-8	3-8	131	13.10	77-48-7=132	29-17	59-616	
1959	10	461	1,509	3.27	-	150.90	81-185-12	.438	1,115	5	111.50	90.36	646	2,624	262.40	23	14-16	1-5	159	15.90	80-61-4=145	22-12	45-402	
1960	11	432	1,587	3.67	-	144.27	104-222-18	.469	1,277	5	116.09	86.38	654	2,864	260.36	17	7-14	1-2	114	10.36	83-62-4=139	19-14	36-390	
1961	10	403	1,320	3.28	-	132.00	77-174-16	.443	921	4	92.10	77.91	577	2,241	224.10	13	8-8	7-9	106	10.60	69-46-8=123	15-6	42-370	
1962	10	435	1,240	2.85	-	124.00	115-209-15	.550	1,407	7	140.70	108.27	644	2,647	264.70	14	13-13	2-6	105	10.50	66-74-5=145	17-10	45-425	
1963	10	403	1,570	3.90	-	157.00	97-233-17	.416	1,646	9	164.60	99.13	636	3,216	321.60	26	18-21	6-9	198	19.80	82-66-3=151	24-15	55-554	
1964	10	447	1,569	3.51	-	156.90	105-205-15	.512	1,161	4	116.10	90.60	652	2,730	273.00	17	15-17	6-12	135	13.50	86-65-7=158	20-7	53-482	
1965	10	404	1,330	3.29	-	133.00	111-234-16	.474	1,334	7	133.40	91.52	638	2,664	266.40	22	20-20	1-4	157	15.70	67-66-5=138	12-10	36-343	
1966	10	414	1,485	3.59	-	148.50	117-241-14	.486	1,436	7	143.60	96.57	655	2,921	292.10	31	24-26	7-13	237	23.70	68-73-9=150	16-11	37-391	
1967	10	452	1,433	3.17	-	143.30	89-190-16	.468	1,163	6	116.30	91.84	642	2,596	259.60	21	15-18	4-11	153	15.30	84-59-7=150	17-6	49-616	
1968	10	537	2,590	4.82	-	259.00	110-221-11	.498	1,651	8	165.10	114.52	758	4,241	424.10	40	24-30	3-5	287	28.70	118-73-4=195	16-11	52-497	
1969	10	597	2,910	4.87	-	291.00	71-159-10	.447	1,112	11	111.20	113.65	756	4,022	402.20	28	21-24	11-14	224	22.40	136-53-8=197	25-15	61-634	
1970	11	578	2,595	4.49	24	235.91	105-225-21	.467	1,443	6	131.18	90.67	803	3,901	354.64	32	30-32	6-13	252	22.91	126-67-8=201	18-9	56-582	
1971	11	537	2,135	3.98	11	194.09	133-263-20	.506	1,665	7	151.36	97.32	800	3,413	310.27	18	11-13	6-13	149	13.55	101-84-9=194	29-15	42-435	
1972	11	511	2,120	4.15	12	192.73	113-217-16	.521	1,443	9	131.18	106.87	728	3,257	296.09	21	18-19	4-10	156	14.18	110-66-9=185	19-12	61-553	
1973	11	588	2,344	3.99	14	213.09	74-156-8	.474	1,091	11	99.18	119.19	744	3,182	289.27	26	25-25	7-19	204	18.55	114-49-9=172	31-23	54-617	
1974	11	544	2,216	4.07	21	201.45	82-176-14	.466	1,195	7	108.64	100.84	720	3,411	310.09	29	25-27	1-14	208	18.91	115-50-9=174	27-11	64-586	
1975	11	589	2,731	4.64	23	248.27	98-179-18	.548	1,318	5	119.82	105.71	768	4,049	368.09	28	20-23	6-15	212	19.27	148-65-12=225	31-9	47-435	
1976	11	588	2,534	4.31	19	230.36	91-176-8	.517	1,213	13	110.27	124.88	764	3,747	340.64	32	26-28	7-14	245	22.27	143-57-16=216	31-21	64-584	
1977	11	580	2,343	4.04	23	213.00	97-179-9	.542	1,434	4	130.36	118.80	759	3,777	343.36	28	26-26	8-17	221	20.09	131-54-9=194	20-14	80-776	
1978	11	594	2,478	4.17	21	225.27	113-215-14	.526	1,465	9	133.18	110.59	809	3,943	358.45	30	27-28	12-23	247	22.45	142-62-3=207	17-12	73-633	
1979	11	671	3,079	4.59	29	279.91	92-208-15	.442	1,152	4	104.73	82.68	879	4,231	384.64	34	32-33	8-12	264	24.00	170-59-8=237	38-25	61-539	
1980	11	640	2,803	4.38	27	254.82	115-232-13	.496	1,391	7	126.45	98.68	872	4,194	381.27	37	32-33	12-17	296	26.91	148-69-9=226	27-14	85-745	
1981	11	527	2,210	4.19	24	200.91	108-217-19	.498	1,357	4	123.36	90.87	744	3,567	324.27	30	25-26	7-11	230	20.91	116-60-10=186	25-10	75-757	
1982	11	535	2,369	4.43	23	215.36	175-305-13	.574	2,254	14	204.91	126.08	840	4,623	420.27	38	34-34	8-16	290	26.36	127-107-20=254	20-14	87-736	
1983	11	534	2,702	5.06	28	245.64	133-243-13	.547	2,104	16	191.27	138.49	777	4,806	436.91	46	40-43	10-14	350	31.82	136-86-6=228	20-7	79-677	
1984	11	498	2,275	4.57	17	206.82	138-243-11	.568	2,037	18	185.18	142.60	741	4,312	392.00	37	34-36	15-25	301	27.36	112-92-7=211	20-11	62-529	
1985	11	476	1,820	3.82	12	165.45	159-292-13	.545	2,020	17	183.64	122.87	768	3,840	349.09	31	28-29	14-18	252	22.91	101-97-10=208	16-9	72-661	
1986	11	488	2,187	4.48	16	198.82	170-290-6	.586	2,220	14	201.82	134.72	778	4,183	380.27	34	31-32	15-19	284	25.82	97-104-16=217	29-22	77-656	
1987	11	461	1,507	3.27	16	137.00	208-367-16	.567	2,911	12	264.64	125.37	828	4,943	410.64	31	24-28	9-15	243	22.09	90-124-13=227	21-14	96-874	
1988	11	513	2,416	4.71	29	219.64	128-254-11	.504	2,010	15	182.73	127.69	767	4,426	402.36	45	35-35	5-10	324	29.45	118-88-10=216	22-8	72-655	
1989	12	478	1,953	4.09	23	162.75	176-339-17	.519	2,529	13	210.75	117.21	817	4,482	373.50	36	31-31	11-15	286	23.83	113-108-12=233	16-9	64-554	
1990	11	559	2,576	4.61	23	234.18	133-242-14	.550	1,565	12	142.27	114.07	801	4,141	374.45	36	31-33	16-21	295	26.82	133-63-10=206	14-4		

OPPONENT 300-YARD PASSING GAMES

Alabama (1)	536 Chris Weinke 2000	323 Shaun Hill 2001	Northwestern (4)	368 C.J. Bacher 2007	Virginia (8)	417 Marc Verica 2010
336 Tua Tagovailoa 2019	394 Danny Kanell 1994	314 Bob Avellini 1972	330 Tim O'Brien 1989	320 Clayton Thorson 2016	364 Brennan Armstrong 2021	346 Mike Groh 1995
Boston College (1)	339 Drew Weatherford 2007	314 Stan Gelbaugh 1985	318 Zac Kustok 2001	381 DeShone Kizer 2016	344 Matt Johns 2015	336 Kurt Benkert 2016
300 Phil Jurkovec 2020	330 Jameis Winston ^{ACCCG} 2013	Miami (5)	Notre Dame (1)	Pittsburgh (3)	333 Dan Ellis 2000	325 Matt Johns 2014
Georgia Tech (2)	416 Darrell Gast 1987	396 Brad Kaaya 2016	381 DeShone Kizer 2016	424 Tom Savage 2013	315 Matt Schaub 2002	Virginia Tech (3)
324 Joe Hamilton 1999	381 Tyler Van Dyke 2021	379 Stephen Morris 2013	416 Kenny Pickett 2021	466 Shane Montgomery 1987	332 Ryan Willis 2018	327 Tyrod Taylor 2009
Indiana (1)	369 Stephen Morris 2012	348 Jacory Harris 2009	339 Matt Cavanaugh 1976	413 Philip Rivers 2000	301 Sean Glennon 2006	Wake Forest (6)
389 Nate Sudfeld ^{BOWL} 2015	348 Jacory Harris 2009	North Carolina (3)	Texas A&M (1)	379 Jamie Barnette 1998	478 Rusty LaRue 1995	402 Sam Hartman 2021
Kansas (2)	494 Marquise Williams 2015	419 Mark Maye 1986	382 Johnny Manziel ^{BOWL} 2013	369 Philip Rivers 2003	372 Riley Skinner 2009	338 John Wolford 2015
338 Todd Reesing 2009	419 Mark Maye 1986	N.C. State (6)	Troy (1)	364 Philip Rivers 2002	325 Gary Schofield 1982	308 Mike Elkins 1986
323 Jason Bean 2021	535 Shane Montgomery 1989	468 Shane Montgomery 1987	354 Corey Robinson 2013	Vanderbilt (1)		
Louisville (1)	413 Philip Rivers 2000	413 Philip Rivers 2000	342 Eric Jones 1987			
303 Malik Cunningham 2021	379 Jamie Barnette 1998	369 Philip Rivers 2003				
Maryland (6)	414 Scott Milanovich 1993	364 Philip Rivers 2002				
378 John Kaleo 1992	378 John Kaleo 1992					
362 Joel Statham 2004	362 Joel Statham 2004					
FIU (2)						
348 Wes Carroll 2011						
348 Jake Medlock 2012						
Florida State (4)						

OPPONENT 100-YARD RECEIVING GAMES

Alabama (4)	117 Jerry Jeudy 2019	115 Kedrick Rhodes 2012	101 Vernon Davis 2004	114 Adrian Hill 1994	138 Gerald Mitchell 1988
136 Ralph Jones ^{BOWL} 1944	114 Wayne Times 2012	114 Wayne Times 2012	112 Steve Lester 1971	112 Steve Lester 1971	138 Sean Walker 2008
124 D.J. Hall 2006	102 T.Y. Hilton 2011	102 T.Y. Hilton 2011	107 Sterling Hicks 2002	107 Sterling Hicks 2002	113 Tavaras Hogans 1999
106 Julio Jones 2010	Florida State (12)	207 Kez McCorvey 1994	Northwestern (9)	175 Richard Buchanan 1989	108 Anthony Jones 1998
Arizona State (1)	155 Andre Cooper 1995	141 Ron Dugans 1999	183 Brian Musso 1997	147 Richard Buchanan 1988	104 Clarence Sevillian 1992
103 Jaelen Strong ^{BOWL} 2014	138 Chauncey Stovall 2004	134 Peter Warrick 1997	175 Richard Buchanan 1989	135 Austin Carr 2016	101 Dan Stricker 2001
Army West Point (3)	134 Chauncey Stovall 2004	134 Peter Warrick 1997	147 Richard Buchanan 1988	133 Flynn Nagel 2018	Virginia (14)
108 Howie Williams 1975	134 De'Cody Fagg 2007	122 O'Mar Ellison 1994	135 Austin Carr 2016	128 Ross Lane 2007	239 Dontrelle Inman 2010
103 Bill Carpenter 1959	122 O'Mar Ellison 1994	119 Kelvin Benjamin ^{ACCCG} 2013	127 George Jones 1987	108 Richard Buchanan 1990	189 Billy McMullen 2000
101 Ron Thomas 1996	112 Rodney Smith 2012	112 Rodney Smith 2012	128 Ross Lane 2007	104 Jon Schweighardt 2002	163 John Ford 1987
Baylor (1)	110 Anquan Boldin 2002	110 Anquan Boldin 2002	127 George Jones 1987	Northern Illinois (1)	160 Demetrius Allen 1995
148 Chris Platt 2017	103 E.G. Green 1995	103 E.G. Green 1995	108 Richard Buchanan 1990	109 Jauan Wesley ^{BOWL} 2017	145 Quentin Walker 1983
Boston College (1)	100 Greg Carr 2006	100 Greg Carr 2006	104 Jon Schweighardt 2002	Notre Dame (1)	134 Herman Moore 1989
162 Zay Flowers 2020	Georgia Tech (14)	230 Demaryius Thomas 2008	Northern Illinois (1)	116 Equanimeous St. Brown 2016	129 Miles Gooch 2014
California (1)	193 Greg Lester 1987	193 Greg Lester 1987	109 Jauan Wesley ^{BOWL} 2017	Pittsburgh (7)	125 Dontayvion Wicks 2021
107 Jerry Mosher 1963	190 Kelly Campbell 1999	190 Kelly Campbell 1999	171 Jordan Addison 2021	166 Devin Street 2013	112 David Eldridge 2016
Charlotte (2)	154 Drew Hill 1978	143 John Sias 1968	166 Devin Street 2013	165 Jim Corbett 1976	110 John Pincavage 1965
133 Victor Tucker 2021	143 John Sias 1968	129 Harvey Middleton 1996	154 Tyler Boyd 2013	154 Tyler Boyd 2013	107 Tyrone Davis 1994
118 Grant DuBose 2021	127 Kelly Campbell 2000	126 Harvey Middleton 1995	140 Tyler Boyd 2014	140 Tyler Boyd 2014	105 Herman Moore 1990
Cincinnati (2)	126 Harvey Middleton 1995	126 Harvey Middleton 1995	132 Eric Crabtree 1965	102 Willie Taylor 1976	101 Lavel Davis Jr. 2020
123 Travis Kelce ^{BOWL} 2012	125 Derrick Steagall 1997	125 Derrick Steagall 1997	102 Willie Taylor 1976	Richmond (1)	100 Tavon Mason 2001
110 Anthony McClung ^{BOWL} 2012	116 Charlie Simmons 1993	112 Ken Whisenhunt 1984	Richmond (1)	129 Tre Gray 2011	Virginia Tech (4)
Clemson (14)	110 Dez White 1998	110 Dez White 1998	Rutgers (1)	113 Jim Guarantono 1991	144 Jarrett Boykin 2009
139 Roscoe Crosby 2001	106 Harvey Middleton 1997	104 Jonathan Smith 2003	113 Jim Guarantono 1991	South Carolina (2)	144 Marcus Davis 2013
133 Derrick Hamilton 2003	104 Jonathan Smith 2003	Indiana (2)	103 Jackie Brown 1971	102 Eugene Wilson 1977	120 David Clowney 2006
129 Terrance Rouhlac 1984	155 Leonard Kenebrew 1984	121 Simmie Cobbs ^{BOWL} 2015	102 Eugene Wilson 1977	Syracuse (1)	101 Bucky Hodges 2015
128 DeAndre Hopkins 2012	121 Simmie Cobbs ^{BOWL} 2015	Kansas (2)	Syracuse (1)	138 Taj Harris 2020	Wake Forest (19)
122 Rod Gardner 1999	122 Trevor Wilson 2021	122 Trevor Wilson 2021	138 Taj Harris 2020	230 John Henry Mills 1990	230 John Henry Mills 1990
120 Tony Horne 1996	117 Dezmon Briscoe 2009	117 Dezmon Briscoe 2009	Tennessee (2)	189 Kendall Hinton 2019	189 Kendall Hinton 2019
119 Tony Horne 1997	Maryland (11)	218 Marcus Badgett 1992	128 Thomas Woods 1988	185 James Brim 1986	185 James Brim 1986
116 Brad O'Neal 1970	205 Jermaine Lewis 1995	205 Jermaine Lewis 1995	107 Jeff Moore 1978	185 Ricky Proehl 1989	159 Chris Givens 2010
115 Bob Poole 1963	138 Art Seymour 1970	138 Art Seymour 1970	Texas A&M (1)	150 Todd Dixon 1992	150 Todd Dixon 1992
112 Chansi Stuckey 2005	129 Jason Hatala 1997	126 Jermaine Lewis 1993	113 Derel Walker ^{BOWL} 2013	147 Chris Givens 2011	147 Chris Givens 2011
108 C.J. Spiller 2008	126 Jermaine Lewis 1993	124 Geroy Simon 1994	Vanderbilt (9)	137 Desmond Clark 1996	137 Desmond Clark 1996
103 J.J. McKelvey 2002	124 Geroy Simon 1994	122 Greg Hill 1984	184 Earl Bennett 2006	135 Cam Serigne 2015	135 Cam Serigne 2015
101 Jim Sursavage 1969	113 Frank Russell 1972	113 Frank Russell 1972	177 Carl Parker 1987	134 Duane Owens 1984	134 Duane Owens 1984
101 Derrick Hamilton 2002	104 Billy Van Heusen 1966	103 Latrez Harrison 2002	147 Dan Stricker 2000	133 Marlon Estes 1995	133 Marlon Estes 1995
East Carolina (2)	103 Latrez Harrison 2002	N.C. State (13)	Washington (1)	124 Greg Dortch 2018	107 Scott Phillips 1973
163 Aundra Allison 2005	175 Torry Holt 1998	174 Jerricho Cotchery 2002	107 Scott Phillips 1973	119 Marshall Williams 2009	
117 Keith Stokes 2000	165 Todd Varn 1987	165 Todd Varn 1987		116 A.T. Perry 2021	
Elon (1)	156 Koren Robinson 2000	142 Tramain Hall 2003		111 Phil Denfield 1982	
111 Sean Jeffcoat 2010	142 Tramain Hall 2003	140 Nasrallah Worthen 1988		109 Kenny Duckett 1980	
	140 Nasrallah Worthen 1988	129 Reggie Lawrence 1989		107 Tom Smith 1977	
	129 Reggie Lawrence 1989	129 Koren Robinson 1999		100 Kenneth Moore 2007	
	126 Al Byrd 1989	117 Jerricho Cotchery 2003		100 Terence Davis 2012	
	117 Jerricho Cotchery 2003				

OPPONENT 100-YARD RUSHING GAMES

Alabama (2)	136 Tevin Washington 2011	118 Omar Nelson 1996	112 Kyren Williams 2020	223 Alvin Pearman 2004
151 Mark Ingram 2010	125 Charles Wiley 1997	115 Fred Franco 1952	110 Robert Hughes 2007	185 Tiki Barber 1995
115 Kenneth Darby 2006	124 Bucky Shamburger 1975	112 Shun White 2008	106 Bill Mack 1958	185 Thomas Jones 1999
Army West Point (10)	122 Joe Burns 2001	107 Richard Scott 1945	Ohio State (4)	183 Jeff Anderson 1968
162 Mike Mayweather 1989	120 Michael Smith 1991	106 Lamar Owens 2005	172 Jim Spencer 1981	182 Frank Quayle 1968
160 Willie McMillan 1990	119 Justin Thomas 2014	103 Adam Ballard 2006	165 Leophus Hayden 1970	158 Gary Helman 1969
150 Tommy Bell 1954	118 Tashard Choice 2006	100 Kyle Eckel 2003	117 John Brockington 1970	137 Cedric Peerman 2007
136 Akili King 1994	114 Greg Horne 1971	North Carolina (44)	113 Rex Kern 1970	128 Kevin Morgan 1985
128 Charlie Jarvis 1968	114 Robert Lavette 1984	291 Kennard Martin 1988	Pittsburgh (8)	128 Tiki Barber 1996
126 Doug Black 1984	114 P.J. Daniels 2004	279 Don McCauley 1970	263 James Conner 2014	127 Kevin Morgan 1987
122 Doc Blanchard 1946	112 Charlie Rogers 1996	261 Mike Voight 1976	254 Darrin Hall 2017	127 Perry Jones 2012
122 Akili King 1993	111 Eddie Lee Ivery 1978	256 Natrone Means 1990	173 James Conner 2013	126 Tommy Vigorito 1979
120 Andy Davidson 2016	110 Jonathan Dwyer 2009	247 Kelvin Bryant 1981	149 Justin Sliwoski 2018	121 Keith Payne 2010
117 Mike Mayweather 1990	108 Leon Hardman 1952	232 Tyrone Anthony 1983	137 Shockey Jacques-Louis 2018	119 Antwoine Womack 1998
Boston College (3)	108 P.J. Daniels 2003	199 Kelvin Bryant 1980	129 Tony Dorsett 1976	114 Howard Petty 1984
118 L.V. Whitworth 2006	107 Jeff Sims 2020	199 Jonathan Linton 1997	111 Qadree Ollison 2015	112 Terry Kirby 1990
109 Montel Harris 2010	107 Jimmy Thompson 1954	184 Eric Starr 1981	101 James Conner 2016	107 Greg Taylor 1979
105 Andre Callender 2006	107 Tashard Choice 2005	181 Natrone Means 1991	Purdue (1)	107 Barry Word 1984
The Citadel (1)	106 Jerry Mays 1989	172 Eddie Kesler 1964	122 Scott Dierking 1974	Virginia Tech (10)
134 Adrian Johnson 1988	106 Jordan Mason 2019	167 Amos Lawrence 1978	Rice (1)	217 Khalil Herbert 2020
Clemson (23)	105 Brent Cunningham 1970	167 Leon Johnson 1996	101 Thomas Lott 2003	183 JC Coleman 2012
263 Raymond Priester 1995	103 G.L. Edwards 1935	165 Amos Lawrence 1979	Rutgers (2)	177 Cyrus Lawrence 1981
260 Cliff Austin 1982	103 Donnie Davis 1995	165 Giovani Bernard 2011	149 Bruce Presley 1993	148 David Wilson 2011
178 Cliff Austin 1981	103 C.J. Williams 1996	164 Ryan Houston 2009	140 Terrell Willis 1995	142 Travon McMillian 2015
163 Rodney Blunt 1991	102 Eddie Lee Ivery 1977	160 Kelvin Bryant 1982	South Carolina (12)	117 Raheem Blackshear 2021
150 Kevin Mack 1983	Illinois (1)	159 Lewis Jolley 1971	224 George Rogers 1980	111 Darren Evans 2008
143 Terry Allen 1989	113 Cyril Pinder 1965	154 Greg Little 2007	223 Cade Carney 2018	105 Ken Edwards 1969
141 Ray Yauger 1969	Indiana (2)	151 Javonte Williams 2020	161 George Rogers 1979	102 Deshawn McCleave 2019
141 Travis Zachery 1999	227 Devine Redding ^{BOWL} 2015	148 Michael Carter 2018	160 Harold Green 1989	101 Logan Thomas 2013
135 Woodrow Dantzler 2001	211 Lonnie Johnson 1980	146 Ronnie McGill 2005	150 George Rogers 1978	Wake Forest (30)
134 Terry Allen 1988	Kansas (1)	144 Chad Scott 2004	139 Tommy Simmons 1970	233 Cade Carney 2018
134 Woodrow Dantzler 2000	109 Devin Neal 2021	143 Amos Lawrence 1980	114 Clarence Williams 1975	213 James McDougald 1979
126 Rudy Harris 1991	Louisville (2)	142 Leon Johnson 1993	113 Rudy Holloman 1969	204 Chris Barclay 2005
121 Kenny Flowers 1985	224 Malik Cunningham 2021	140 Leon Johnson 1994	113 Johnnie Wright 1981	171 John Leach 1993
120 Chuck McSwain 1979	144 Lamar Jackson 2016	138 Don McCauley 1969	104 Jay Lynn Hodgkin 1974	164 Darryl McGill 1986
119 Kenny Flowers 1984	Maryland (18)	138 Amos Lawrence 1977	113 Mike Dingle 1990	163 Chris Barclay 2003
118 James Davis 2007	227 LaMont Jordan 1999	131 Ed Sutton 1956	104 Earl Clary 1931	160 Herman Lewis 1997
115 Travis Zachery 2001	216 Charlie Wysocki 1980	131 Ed Sutton 1958	Southern California (1)	144 Michael Ramseur 1985
112 Buddy Gore 1968	176 Buddy Rodgers 1996	120 Charlie Justice 1948	256 Ricky Bell 1975	144 Jamie Newman 2019
112 Kenny Flowers 1983	170 Al Thomas 1969	116 Billy Hayes 1949	SMU (1)	142 James McDougald 1976
108 Rudy Hayes 1957	158 LaMont Jordan 2000	116 Anthony Elzy 2010	101 Charles Jackson 1956	141 Ken Garrett 1970
104 Louis Solomon 1992	143 Charlie Wysocki 1981	116 T.J. Logan 2014	Syracuse (2)	135 Mark Young 1987
104 Reggie Merriweather 2005	140 Billy Lovett 1968	111 Javonte Williams 2019	115 Jarveon Howard 2019	134 Chris Barclay 2004
102 Terrence Flagler 1986	136 Wayne Wingfield 1979	110 Shaun Draughn 2008	115 Moe Neal 2019	133 Bill Barnes 1956
Colgate (1)	124 Ed Modzelewski 1950	108 Randy Jordan 1991	Tennessee (7)	131 Ken Garrett 1971
103 Kenny Gamble 1987	122 Tommy Neal 1984	107 Ken Willard 1964	182 Reggie Cobb 1988	124 Frank Harsh 1972
East Carolina (1)	116 Steve Atkins 1977	107 Ethan Horton 1983	129 Charlie Garner 1993	122 Nick Maravic 1954
133 Tony Collins 1979	115 Randall Jones 1998	105 Hosea Rodgers 1948	113 Jabari Davis 2003	122 Topper Clemons 1982
Florida (2)	105 Ricky Jennings 1974	105 Ronald Curry 2000	109 Johnny Majors 1954	121 Tarence Williams 2001
141 Jimmy DuBose 1975	105 Rick Johnson 1988	104 Marquise Williams 2013	109 Reggie Cobb 1989	115 Brian Piccolo 1964
104 Lawrence DuPree 1962	105 Shaun Hill 2001	102 Jacque Lewis 2002	105 Johnny Majors 1956	113 Kenneth Walker III 2019
FIU (2)	104 Tim Whittie 1979	N.C. State (13)	104 Haskel Stanback 1973	112 Larry Russell 1971
130 Kedrick Rhodes 2012	101 Tom Miller 1969	146 Joe McIntosh 1983	SMU (1)	109 Larry Spencer 1952
102 Darriert Perry 2011	Miami (8)	141 Rahshon Spikes 1999	101 Charles Jackson 1956	108 Cade Carney 2016
Florida State (8)	181 Duke Johnson 2012	137 Ted Brown 1977	Syracuse (2)	106 Larry Russell 1970
146 Antone Smith 2007	155 Duke Johnson 2014	133 Stan Fritts 1972	115 Jarveon Howard 2019	105 Charles Mayberry 1939
130 Lorenzo Booker 2004	147 Lamar Miller 2011	133 Joe McIntosh 1982	Texas Tech (1)	103 Larry Hopkins 1970
126 Rock Preston 1995	133 Travis Homer 2018	119 Dwight Sullivan 1979	280 James Gray ^{BOWL} 1989	103 Larry Hopkins 1971
124 Warrick Dunn 1995	104 Tim Whittie 1979	117 Rod Brown 1994	Tulane (1)	Western Carolina (2)
117 Lawrence Toafili 2020	103 Buddy Rodgers 1995	108 Tremayne Stephens 1996	124 Lazedrick Thompson 2014	181 Brad Hoover 1998
109 Devonta Freeman 2011	101 Tom Miller 1969	107 Charlie Bowers 1969	UCLA (1)	148 Carlton Terry 1990
107 Sean Jackson 1993	Miami (8)	106 Don DeArment 1966	147 Billy Kilmer 1960	Wisconsin (1)
104 Devonta Freeman 2012	181 Duke Johnson 2012	104 Ray Robinson 2001	Vanderbilt (8)	241 Terrell Fletcher ^{BOWL} 1994
Georgia Tech (35)	155 Duke Johnson 2014	103 Shadrach Thornton 2013	155 Rodney Williams 2001	
195 Justin Thomas 2016	147 Lamar Miller 2011	100 Mike Miller 1982	150 Chris Nickson 2006	
190 Brent Cunningham 1969	133 Travis Homer 2018	Northwestern (10)	138 Gerald Mitchell 1988	
185 C.J. Williams 1995	124 DeeJay Dallas 2018	189 Damien Anderson 2001	125 Tony Jackson 1992	
171 Rodney Lee 1977	115 Damien Berry 2010	187 Damien Anderson 2000	123 Lew Thomas 2006	
170 Tashard Choice 2007	115 Dallas Crawford 2013	157 Darnell Autry 1996	112 Carl Woods 1981	
166 William Bell 1990	101 Graig Cooper 2007	149 Jason Wright 2003	111 Jared McGrath 1999	
165 Anthony Allen 2010	Michigan (3)	139 Bob Christian 1989	106 Rodney Williams 1998	
159 Jonathan Dwyer 2008	205 Ron Johnson 1968	121 Jeremy Larkin 2018	Virginia (18)	
140 Taqoun Marshall 2017	116 Dave Raimey 1961	120 Justin Jackson 2015		
	114 Dave Raimey 1960	117 Darnell Autry 1997		
	Navy (13)	107 Jason Wright 2002		
	211 Napoleon McCallum 1982	100 Noah Herron 2003		
	155 Cleveland Cooper 1972	Notre Dame (4)		
	144 Chris McCoy 1995	139 Ian Book 2019		
	141 John Sai 1963			
	130 Aaron Polanco 2003			
	119 Kaipo-Noa Kaheku-Enhada 2006			

BOWL GAME RECORDS • TEAM

Most Points, Quarter

1.	24 (2nd)	vs. Texas A&M, CFA, 2013
2.	21 (3rd)	vs. Temple, WOI, 2018
3.	16 (1st)	vs. Cincinnati, Belk, 2012
4.	14 (2nd)	vs. Nebraska, Orange, 1954
	14 (4th)	vs. Nebraska, Orange, 1954
	14 (2nd)	vs. Texas Tech, AA, 1989
	14 (1st)	vs. Texas A&M, CFA, 2013
	14 (2nd)	vs. Arizona State, HSun, 2014
	14 (4th)	vs. Arizona State, HSun, 2014
	14 (4th)	vs. Indiana, NEP, 2015
	14 (1st)	vs. No. Illinois, QL, 2017
	14 (2nd)	vs. Temple, WOI, 2018
	14 (4th)	vs. Temple, WOI, 2018

Most Points, Half

1.	38 (1st)	vs. Texas A&M, CFA, 2013
2.	35 (2nd)	vs. Temple, WOI, 2018
3.	26 (1st)	vs. No. Illinois, QL, 2017
4.	24 (2nd)	vs. Indiana, NEP, 2015
5.	21 (1st)	vs. Temple, WOI, 2018
6.	20 (2nd)	vs. Nebraska, Orange, 1954
7.	18 (2nd)	vs. Cincinnati, Belk, 2012

Most Points, Game

1.	56	vs. Temple, WOI, 2018
2.	48	vs. Texas A&M, CFA, 2013
3.	44	vs. Indiana, NEP, 2015
4.	36	vs. No. Illinois, QL, 2017
5.	34	vs. Nebraska, Orange, 1954
	34	vs. Cincinnati, Belk, 2012
7.	31	vs. Arizona State, HSun, 2014
8.	29	vs. Alabama, Sugar, 1944
9.	21	vs. Oklahoma, Orange, 1957
	21	vs. Texas Tech, AA, 1989

Most Touchdowns, Game

1.	8	vs. Temple, WOI, 2018
2.	6	vs. Texas A&M, CFA, 2013
3.	5	vs. Nebraska, Orange, 1954
	5	vs. Indiana, NEP, 2015
	5	vs. No. Illinois, QL, 2017
6.	4	vs. Alabama, Sugar, 1944
	4	vs. Cincinnati, Belk, 2012
	4	vs. Arizona State, HSun, 2014

Most PATs, Game

1.	8	vs. Temple, WOI, 2018
2.	6	vs. Texas A&M, CFA, 2013
3.	5	vs. Indiana, NEP, 2015
4.	4	vs. Nebraska, Orange, 1954
	4	vs. Arizona State, HSun, 2014

Most Field Goals, Game

1.	3	vs. Indiana, NEP, 2015
2.	2	vs. Wisconsin, HOF, 1994
	2	vs. Cincinnati, Belk, 2012
	2	vs. Texas A&M, CFA, 2013

Most Offensive Plays, Game

1.	92	vs. No. Illinois, QL, 2017
2.	89	vs. Cincinnati, Belk, 2012
3.	86	vs. Indiana, NEP, 2015
4.	82	vs. Oklahoma, Cotton, 1957
	82	vs. Texas A&M, CFA, 2013
6.	78	vs. Nebraska, Orange, 1954
7.	77	vs. Arizona State, HSun, 2014
8.	75	vs. Wisconsin, HOF, 1994
	75	vs. Temple, WOI, 2018
10.	71	vs. Alabama, Sugar, 1944

Most First Downs, Game

1.	36	vs. Cincinnati, Belk, 2012
2.	29	vs. Texas A&M, CFA, 2013
3.	27	vs. No. Illinois, QL, 2017
4.	24	vs. Wisconsin, HOF, 1994
5.	23	vs. Nebraska, Orange, 1954
	23	vs. Indiana, NEP, 2015
7.	22	vs. Temple, WOI, 2018
8.	21	vs. Arizona State, HSun, 2014
9.	20	vs. Alabama, Sugar, 1944
10.	19	vs. Texas Tech, AA, 1989

Most Third Down Conversions, Game

1.	10	vs. Arizona State, HSun, 2014
	10	vs. No. Illinois, QL, 2017
	10	vs. Temple, WOI, 2018
4.	9	vs. Texas A&M, CFA, 2013
5.	8	vs. Nebraska, Orange, 1954
6.	7	vs. Alabama, Sugar, 1944
	7	vs. Cincinnati, Belk, 2012
	7	vs. Indiana, NEP, 2015
9.	6	vs. Oregon State, Rose, 1941
	6	vs. Wisconsin, HOF, 1994

Highest Third Down Conversion Pct., Game

1.	.600 (9-15)	vs. Texas A&M, CFA, 2013
2.	.588 (10-17)	vs. Temple, WOI, 2018
3.	.583 (7-12)	vs. Alabama, Sugar, 1944
4.	.545 (6-11)	vs. Oregon State, Rose, 1941
5.	.539 (7-13)	vs. Cincinnati, Belk, 2012
6.	.526 (10-19)	vs. No. Illinois, QL, 2017
7.	.500 (10-20)	vs. Arizona State, HSun, 2014
8.	.429 (6-14)	vs. Wisconsin, HOF, 1994
9.	.368 (7-19)	vs. Indiana, NEP, 2015

Most Fourth Down Conversions, Game

1.	4	vs. Arizona State, HSun, 2014
2.	3	vs. Arkansas, Cotton, 1960
	3	vs. Texas A&M, CFA, 2013
4.	2	vs. No. Illinois, QL, 2017
	2	vs. Temple, WOI, 2018

Highest Fourth Down Conversion Pct., Game (2)

1.	1.000 (3-3)	vs. Arkansas, Cotton, 1960
	1.000 (4-4)	vs. Arizona State, HSun, 2014
3.	.750 (3-4)	vs. Texas A&M, CFA, 2013
4.	.667 (2-3)	vs. No. Illinois, QL, 2017
	.667 (2-3)	vs. Temple, WOI, 2018

Most Time of Possession, Quarter

1.	13:40 (3rd)	vs. Alabama, Sugar, 1944
2.	13:12 (4th)	vs. No. Illinois, QL, 2017
3.	13:09 (4th)	vs. Arizona State, HSun, 2014
4.	11:50 (4th)	vs. Alabama, Sugar, 1944
5.	11:00 (4th)	vs. Arkansas, Cotton, 1960
6.	10:59 (2nd)	vs. Wisconsin, HOF, 1994
7.	10:51 (4th)	vs. Cincinnati, Belk, 2012
8.	10:27 (4th)	vs. Texas A&M, CFA, 2013
9.	10:11 (3rd)	vs. Texas A&M, CFA, 2013
10.	10:14 (4th)	vs. Temple, WOI, 2018

Most Time of Possession, Half

1.	25:30 (2nd)	vs. Alabama, Sugar, 1944
2.	21:34 (2nd)	vs. Arizona State, HSun, 2014
3.	21:13 (2nd)	vs. No. Illinois, QL, 2017
4.	20:38 (2nd)	vs. Texas A&M, CFA, 2013
5.	19:11 (2nd)	vs. Temple, WOI, 2018
6.	17:52 (2nd)	vs. Cincinnati, Belk, 2012
7.	17:25 (2nd)	vs. Arkansas, Cotton, 1960
8.	17:08 (1st)	vs. No. Illinois, QL, 2017

Most Time of Possession, Game

1.	42:30	vs. Alabama, Sugar, 1944
2.	38:21	vs. No. Illinois, QL, 2017
3.	35:07	vs. Arizona State, HSun, 2014
4.	35:02	vs. Texas A&M, CFA, 2013
5.	34:07	vs. Temple, WOI, 2018
6.	33:42	vs. Cincinnati, Belk, 2012
7.	29:14	vs. Wisconsin, HOF, 1994
8.	28:33	vs. Indiana, NEP, 2015

Most Offensive Yards, Quarter

1.	218 (2nd)	vs. Texas A&M, CFA, 2013
2.	216 (3rd)	vs. Temple, WOI, 2018
3.	170 (4th)	vs. Cincinnati, Belk, 2012
4.	166 (4th)	vs. Arizona State, HSun, 2014
	166 (1st)	vs. Indiana, NEP, 2015
6.	165 (2nd)	vs. Texas Tech, AA, 1989
	165 (1st)	vs. Cincinnati, Belk, 2012
8.	160 (2nd)	vs. No. Illinois, QL, 2017
9.	158 (4th)	vs. Wisconsin, HOF, 1994
10.	157 (2nd)	vs. Temple, WOI, 2018

Most Offensive Yards, Half

1.	365 (1st)	vs. Texas A&M, CFA, 2013
2.	299 (2nd)	vs. Temple, WOI, 2018
3.	298 (2nd)	vs. Cincinnati, Belk, 2012
	298 (2nd)	vs. Indiana, NEP, 2015
5.	296 (2nd)	vs. Texas A&M, CFA, 2013
6.	264 (1st)	vs. Temple, WOI, 2018
7.	262 (1st)	vs. Cincinnati, Belk, 2012
8.	256 (2nd)	vs. Arizona State, HSun, 2014

Most Offensive Yards, Game

1.	661	vs. Texas A&M, CFA, 2013
2.	563	vs. Temple, WOI, 2018
3.	560	vs. Cincinnati, Belk, 2012
4.	536	vs. Indiana, NEP, 2015
5.	465	vs. No. Illinois, QL, 2017
6.	414	vs. Texas Tech, AA, 1989
7.	400	vs. Arizona State, HSun, 2014
8.	399	vs. Wisconsin, HOF, 1994
9.	379	vs. Nebraska, Orange, 1954
10.	373	vs. Alabama, Sugar, 1944

Highest Offensive Yards Per Play Average, Game

1.	8.06 (82-661)	vs. Texas A&M, CFA, 2013
2.	7.02 (59-414)	vs. Texas Tech, AA, 1989
3.	6.78 (83-563)	vs. Temple, WOI, 2018
4.	6.29 (89-560)	vs. Cincinnati, Belk, 2012
5.	6.23 (86-536)	vs. Indiana, NEP, 2015
6.	5.45 (58-316)	vs. Oregon State, Rose, 1941
7.	5.32 (75-399)	vs. Wisconsin, HOF, 1994
8.	5.25 (71-373)	vs. Alabama, Sugar, 1944
9.	5.19 (77-400)	vs. Arizona State, HSun, 2014
10.	5.05 (92-465)	vs. No. Illinois, QL, 2017

Most Pass Completions, Game

1.	38	vs. Cincinnati, Belk, 2012
2.	32	vs. Temple, WOI, 2018
3.	29	vs. Texas A&M, CFA, 2013
4.	28	vs. Wisconsin, HOF, 1994
5.	27	vs. No. Illinois, QL, 2017
6.	25	vs. Texas Tech, AA, 1989
7.	17	vs. Arizona State, HSun, 2014
	17	vs. Indiana, NEP, 2015
9.	13	vs. Arkansas, Cotton, 1960
10.	8	vs. Oklahoma, Orange, 1957

Most Pass Attempts, Game

1.	50	vs. Cincinnati, Belk, 2012
2.	46	vs. Wisconsin, HOF, 1994
3.	45	vs. Texas A&M, CFA, 2013
4.	44	vs. Temple, WOI, 2018
5.	42	vs. Texas Tech, AA, 1989
6.	40	vs. Indiana, NEP, 2015
	40	vs. No. Illinois, QL, 2017
8.	33	vs. Arizona State, HSun, 2014
9.	17	vs. Arkansas, Cotton, 1960
10.	16	vs. Oregon State, Rose, 1941

Highest Pass Completion Pct., Game

1.	.765 (13-17)	vs. Arkansas, Cotton, 1960
2.	.760 (38-50)	vs. Cincinnati, Belk, 2012
3.	.727 (32-44)	vs. Temple, WOI, 2018
4.	.675 (27-40)	vs. No. Illinois, QL, 2017
5.	.644 (29-45)	vs. Texas A&M, CFA, 2013
6.	.615 (8-13)	vs. Oklahoma, Orange, 1957
7.	.609 (28-46)	vs. Wisconsin, HOF, 1994
8.	.595 (25-42)	vs. Texas Tech, AA, 1989
9.	.556 (5-9)	vs. Alabama, Sugar, 1944
10.	.538 (7-13)	vs. Nebraska, Orange, 1954

Most Passing Yards, Game

1.	440	vs. Temple, WOI, 2018
2.	427	vs. Texas A&M, CFA, 2013
3.	360	vs. Cincinnati, Belk, 2012
4.	349	vs. Texas Tech, AA, 1989
5.	314	vs. Wisconsin, HOF, 1994
6.	252	vs. No. Illinois, QL, 2017
7.	235	vs. Arizona State, HSun, 2014
8.	163	vs. Indiana, NEP, 2015
9.	109	vs. Oregon State, Rose, 1941
10.	89	vs. Arkansas, Cotton, 1960

Most Rushing Attempts, Game

1.	69	vs. Oklahoma, Orange, 1957
2.	65	vs. Nebraska, Orange, 1954
3.	62	vs. Alabama, Sugar, 1944
4.	52	vs. No. Illinois, QL, 2017
5.	46	vs. Indiana, NEP, 2015
6.	44	vs. Arkansas, Cotton, 1960
	44	vs. Arizona State, HSun, 2014
8.	42	vs. Oregon State, Rose, 1941
9.	39	vs. Cincinnati, Belk, 2012
	39	vs. Temple, WOI, 2018

Most Rushing Yards, Game

1.	373	vs. Indiana, NEP, 2015
2.	327	vs. Alabama, Sugar, 1944
3.	297	vs. Nebraska, Orange, 1954
4.	234	vs. Texas A&M, CFA, 2013
5.	233	vs. Oklahoma, Orange, 1957
6.	213	vs. No. Illinois, QL, 2017
7.	207	vs. Oregon State, Rose, 1941
8.	200	vs. Cincinnati, Belk, 2012
9.	165	vs. Arizona State, HSun, 2014
10.	123	vs. Temple, WOI, 2018

Fewest Turnovers Committed, Game*(INT-FR)*

1.	1 (0-1)	vs. Nebraska, Orange, 1954
	1 (0-1)	vs. No. Illinois, QL, 2017
3.	2 (1-1)	vs. Alabama, Sugar, 1944
	2 (1-1)	vs. Arkansas, Cotton, 1960
	2 (2-0)	vs. Texas A&M, CFA, 2013
	2 (1-1)	vs. Arizona State, HSun, 2014
7.	3 (3-0)	vs. Indiana, NEP, 2015
	3 (3-0)	vs. Temple, WOI, 2018
9.	4 (2-2)	vs. Southern California, Rose, 1938
	4 (2-2)	vs. Oklahoma, Orange, 1957
	4 (2-2)	vs. Texas Tech, AA, 1989
	4 (4-0)	vs. Wisconsin, HOF, 1994
	4 (2-2)	vs. Cincinnati, Belk, 2012

Fewest Penalties Committed, Game

1.	1	vs. Alabama, Sugar, 1944
2.	2	vs. Nebraska, Orange, 1954
	2	vs. No. Illinois, QL, 2017
4.	3	vs. Oregon State, Rose, 1941
	3	vs. Oklahoma, Orange, 1957
	3	vs. Arkansas, Cotton, 1960
	3	vs. Texas A&M, CFA, 2013
8.	4	vs. Southern California, Rose, 1938
	4	vs. Texas Tech, AA, 1989
	4	vs. Arizona State, HSun, 2014
	4	vs. Temple, WOI, 2018

Fewest Points Allowed, Half

1.	0 (1st)	vs. Southern California, Rose, 1938
	0 (1st)	vs. Nebraska, Orange, 1954
	0 (1st)	vs. Arkansas, Cotton, 1960
	0 (2nd)	vs. No. Illinois, QL, 2017
	0 (2nd)	vs. Temple, WOI, 2018
6.	6 (2nd)	vs. Arkansas, Cotton, 1960
7.	7 (2nd)	vs. Southern California, Rose, 1938
	7 (1st)	vs. Oregon State, Rose, 1941
	7 (2nd)	vs. Alabama, Sugar, 1944
	7 (2nd)	vs. Nebraska, Orange, 1954

Fewest Points Allowed, Game

1.	6	vs. Arkansas, Cotton, 1960
2.	7	vs. Southern California, Rose, 1938
	7	vs. Nebraska, Orange, 1954
	14	vs. No. Illinois, QL, 2017
5.	20	vs. Oregon State, Rose, 1941
6.	26	vs. Alabama, Sugar, 1944
7.	27	vs. Temple, WOI, 2018
8.	34	vs. Wisconsin, HOF, 1994
9.	36	vs. Arizona State, HSun, 2014
10.	41	vs. Indiana, NEP, 2015

Fewest Total Yards Allowed, Game

1.	114	vs. Nebraska, Orange, 1954
2.	223	vs. Southern California, Rose, 1938
	223	vs. Arkansas, Cotton, 1960
4.	244	vs. Alabama, Sugar, 1944
5.	281	vs. Temple, WOI, 2018
6.	285	vs. Oklahoma, Orange, 1957
7.	299	vs. No. Illinois, QL, 2017
8.	323	vs. Oregon State, Rose, 1941
9.	392	vs. Arizona State, HSun, 2014
10.	446	vs. Wisconsin, HOF, 1994

Fewest Offensive Yards Per Play**Average Allowed, Game**

1.	3.75 (75-281)	vs. Temple, WOI, 2018
2.	4.68 (69-323)	vs. Oregon State, Rose, 1941
3.	5.25 (57-299)	vs. No. Illinois, QL, 2017
4.	5.68 (69-392)	vs. Arizona State, HSun, 2014
5.	6.10 (40-244)	vs. Alabama, Sugar, 1944
6.	6.27 (83-520)	vs. Texas Tech, AA, 1989
7.	6.56 (68-446)	vs. Wisconsin, HOF, 1994
8.	6.74 (99-667)	vs. Indiana, NEP, 2015
9.	7.96 (68-541)	vs. Texas A&M, CFA, 2013
10.	10.45 (53-554)	vs. Cincinnati, Belk, 2012

Fewest Rushing Yards Allowed, Game

1.	53	vs. Temple, WOI, 2018
2.	65	vs. No. Illinois, QL, 2017
3.	87	vs. Nebraska, Orange, 1954
4.	109	vs. Alabama, Sugar, 1944
5.	130	vs. Southern California, Rose, 1938
6.	152	vs. Arkansas, Cotton, 1960
	152	vs. Arizona State, HSun, 2014
8.	159	vs. Texas A&M, CFA, 2013
9.	171	vs. Oklahoma, Orange, 1957
10.	174	vs. Oregon State, Rose, 1941

Fewest Passing Yards Allowed, Game

1.	27	vs. Nebraska, Orange, 1954
2.	71	vs. Arkansas, Cotton, 1960
3.	93	vs. Southern California, Rose, 1938
4.	114	vs. Oklahoma, Orange, 1957
5.	135	vs. Alabama, Sugar, 1944
6.	149	vs. Oregon State, Rose, 1941
7.	161	vs. Wisconsin, HOF, 1994
8.	171	vs. Texas Tech, AA, 1989
9.	228	vs. Temple, WOI, 2018
10.	234	vs. No. Illinois, QL, 2017

Fewest First Downs Allowed, Game

1.	6	vs. Nebraska, Orange, 1954
2.	10	vs. Alabama, Sugar, 1944
3.	11	vs. Oklahoma, Orange, 1957
4.	13	vs. Arkansas, Cotton, 1960
	13	vs. No. Illinois, QL, 2017
6.	14	vs. Southern California, Rose, 1938
7.	17	vs. Oregon State, Rose, 1941
8.	18	vs. Cincinnati, Belk, 2012
9.	19	vs. Temple, WOI, 2018
10.	20	vs. Wisconsin, HOF, 1994

Fewest Third Down Conversions Allowed, Game

1.	1	vs. Oregon State, Rose, 1941
	1	vs. Nebraska, Orange, 1954
	1	vs. No. Illinois, QL, 2017
4.	3	vs. Southern California, Rose, 1938
	3	vs. Cincinnati, Belk, 2012
6.	4	vs. Oklahoma, Orange, 1957
	4	vs. Texas A&M, CFA, 2013
	4	vs. Arizona State, HSun, 2014
9.	6	vs. Alabama, Sugar, 1944
	6	vs. Temple, WOI, 2018

Lowest Third Down Conversion Pct.**Allowed, Game**

1.	.083 (1-12)	vs. No. Illinois, QL, 2017
2.	.111 (1-9)	vs. Oregon State, Rose, 1941
3.	.308 (4-13)	vs. Arizona State, HSun, 2014
4.	.429 (6-14)	vs. Temple, WOI, 2018
5.	.444 (4-9)	vs. Texas A&M, CFA, 2013
6.	.300 (3-10)	vs. Cincinnati, Belk, 2012
7.	.500 (10-20)	vs. Texas Tech, AA, 1989
	.500 (10-20)	vs. Indiana, NEP, 2015
9.	.583 (7-12)	vs. Wisconsin, HOF, 1994
10.	.750 (6-8)	vs. Alabama, Sugar, 1944

Most Tackles For Loss, Game

1.	8.0	vs. Texas Tech, AA, 1989
	8.0	vs. No. Illinois, QL, 2017
3.	7.0	vs. So. California, Rose, 1938
4.	6.0	vs. Temple, WOI, 2018
5.	5.0	vs. Oregon State, Rose, 1941
	5.0	vs. Nebraska, Orange, 1954
7.	4.0	vs. Cincinnati, Belk, 2012
	4.0	vs. Arizona State, HSun, 2014
9.	3.0	vs. Alabama, Sugar, 1944
	3.0	vs. Oklahoma, Orange, 1957
	3.0	vs. Arkansas, Cotton, 1960
	3.0	vs. Texas A&M, CFA, 2013
	3.0	vs. Indiana, NEP, 2015

Most Sacks, Game

1.	4.0	vs. Texas Tech, AA, 1989
2.	3.0	vs. Arizona State, HSun, 2014
	3.0	vs. Temple, WOI, 2018
4.	2.0	vs. Nebraska, Orange, 1954
	2.0	vs. Cincinnati, Belk, 2012
	2.0	vs. No. Illinois, QL, 2017

Most Interceptions, Game

1.	3	vs. Southern California, Rose, 1938
	3	vs. Oklahoma, Orange, 1957
3.	2	vs. Oregon State, Rose, 1941
	2	vs. Nebraska, Orange, 1954
	2	vs. Indiana, NEP, 2015
6.	1	vs. Arkansas, Cotton, 1960
	1	vs. Wisconsin, HOF, 1994
	1	vs. Temple, WOI, 2018

Most Fumble Recoveries, Game

1.	2	vs. Arkansas, Cotton, 1960
	2	vs. Wisconsin, HOF, 1994
3.	1	vs. Oregon State, Rose, 1941
	1	vs. Alabama, Sugar, 1944
	1	vs. Oklahoma, Orange, 1957
	1	vs. Indiana, NEP, 2015
	1	vs. Temple, WOI, 2018

Most Total Turnovers Forced, Game*(INT-FR)*

1.	4 (3-1)	vs. Southern California, Rose, 1938
	4 (3-1)	vs. Oklahoma, Orange, 1957
3.	3 (2-1)	vs. Oregon State, Rose, 1941
	3 (2-1)	vs. Arkansas, Cotton, 1960
	3 (1-2)	vs. Wisconsin, HOF, 1994
	3 (2-1)	vs. Indiana, NEP, 2015
7.	2 (2-0)	vs. Nebraska, Orange, 1954
	2 (1-1)	vs. Temple, WOI, 2018
9.	1 (0-1)	vs. Alabama, Sugar, 1944

Most PBU's, Game

1.	8	vs. Temple, WOI, 2018
2.	4	vs. Indiana, NEP, 2015
3.	3	vs. Oregon State, Rose, 1941
	3	vs. Nebraska, Orange, 1954
	3	vs. Oklahoma, Orange, 1957
	3	vs. Cincinnati, Belk, 2012
	3	vs. No. Illinois, QL, 2017
8.	2	vs. Texas Tech, AA, 1989
	2	vs. Arizona State, HSun, 2014
10.	1	vs. Southern California, Rose, 1938
	1	vs. Arkansas, Cotton, 1960
	1	vs. Wisconsin, HOF, 1994
	1	vs. Texas A&M, CFA, 2013

Most QB Pressures, Game

1.	6	vs. No. Illinois, QL, 2017
2.	5	vs. Indiana, NEP, 2015

BOWL GAME RECORDS • INDIVIDUAL

Most Passing Yards, Quarter

1. Daniel Jones (3rd)	180 vs. Temple, WOI, 2018
2. Spence Fischer (4th)	154 vs. Wisconsin, HOF, 1994
3. Sean Renfree (3rd)	152 vs. Cincinnati, Belk, 2012
4. Dave Brown (2nd)	136 vs. Texas Tech, AA, 1989
5. Daniel Jones (2nd)	128 vs. Temple, WOI, 2018
6. Dave Brown (4th)	121 vs. Texas Tech, AA, 1989
Anthony Boone (4th)	121 vs. Texas A&M, CFA, 2013
8. Daniel Jones (2nd)	117 vs. No. Illinois, QL, 2017
9. Anthony Boone (2nd)	116 vs. Texas A&M, CFA, 2013
10. Anthony Boone (1st)	114 vs. Texas A&M, CFA, 2013

Most Passing Yards, Half

1. Sean Renfree (2nd)	241 vs. Cincinnati, Belk, 2012
2. Anthony Boone (1st)	230 vs. Texas A&M, CFA, 2013
3. Daniel Jones (2nd)	224 vs. Temple, WOI, 2018
4. Daniel Jones (1st)	199 vs. Temple, WOI, 2018
5. Anthony Boone (2nd)	197 vs. Texas A&M, CFA, 2013
6. Spence Fischer (2nd)	181 vs. Wisconsin, HOF, 1994
7. Daniel Jones (1st)	178 vs. No. Illinois, QL, 2017
8. Sean Renfree (1st)	161 vs. Cincinnati, Belk, 2012
9. Dave Brown (1st)	136 vs. Texas Tech, AA, 1989
10. Spence Fischer (1st)	133 vs. Wisconsin, HOF, 1994

Most Passing Yards, Game

1. Anthony Boone	427 vs. Texas A&M, CFA, 2013
2. Daniel Jones	423 vs. Temple, WOI, 2018
3. Sean Renfree	358 vs. Cincinnati, Belk, 2012
4. Spence Fischer	314 vs. Wisconsin, HOF, 1994
5. Dave Brown	268 vs. Texas Tech, AA, 1989
6. Daniel Jones	252 vs. No. Illinois, QL, 2017
7. Anthony Boone	193 vs. Arizona State, HSun, 2014
8. Thomas Sirk	163 vs. Indiana, NEP, 2015
9. Don Altman	89 vs. Arkansas, Cotton, 1960
10. Jerry Barger	82 vs. Nebraska, Orange, 1954

Highest Pass Completion Pct., Quarter (10 att.)

1. Sean Renfree (11-12; 3rd)	.917 vs. Cincinnati, Belk, 2012
2. Daniel Jones (12-14; 3rd)	.857 vs. Temple, WOI, 2018
3. Daniel Jones (10-12; 2nd)	.833 vs. No. Illinois, QL, 2017
4. Sean Renfree (9-11; 2nd)	.818 vs. Cincinnati, Belk, 2012
5. Anthony Boone (8-10; 2nd)	.800 vs. Texas A&M, CFA, 2013
6. Daniel Jones (9-12; 2nd)	.750 vs. Temple, WOI, 2018
7. Dave Brown (8-12; 2nd)	.667 vs. Texas Tech, AA, 1989

Highest Pass Completion Pct., Half (12 att.)

1. Daniel Jones (17-21; 2nd)	.810 vs. Temple, WOI, 2018
2. Sean Renfree (20-25; 2nd)	.800 vs. Cincinnati, Belk, 2012
3. Anthony Boone (13-17; 1st)	.765 vs. Texas A&M, CFA, 2013
4. Daniel Jones (17-23; 1st)	.739 vs. No. Illinois, QL, 2017
5. Sean Renfree (17-24; 1st)	.708 vs. Cincinnati, Belk, 2012
6. Dave Brown (8-12; 1st)	.667 vs. Texas Tech, AA, 1989

Highest Pass Completion Pct., Game (15 att.)

1. Don Altman (13-16)	.812 vs. Arkansas, Cotton, 1960
2. Sean Renfree (37-49)	.755 vs. Cincinnati, Belk, 2012
3. Daniel Jones (30-41)	.732 vs. Temple, WOI, 2018
4. Daniel Jones (27-40)	.675 vs. No. Illinois, QL, 2017
5. Anthony Boone (29-45)	.644 vs. Texas A&M, CFA, 2013
6. Spence Fischer (28-46)	.609 vs. Wisconsin, HOF, 1994
7. Dave Brown (17-30)	.567 vs. Texas Tech, AA, 1989
8. Anthony Boone (15-31)	.484 vs. Arizona State, HSun, 2014
9. Thomas Sirk (17-37)	.459 vs. Indiana, NEP, 2015

Highest Pass Efficiency, Game (15 att.)

1. Daniel Jones	190.32 vs. Temple, WOI, 2018
2. Dave Brown	158.04 vs. Texas Tech, AA, 1989
3. Anthony Boone	157.26 vs. Texas A&M, CFA, 2013
4. Don Altman	148.48 vs. Arkansas, Cotton, 1960
5. Daniel Jones	136.92 vs. No. Illinois, QL, 2017
6. Sean Renfree	135.45 vs. Cincinnati, Belk, 2012
7. Anthony Boone	115.52 vs. Arizona State, HSun, 2014
8. Spence Fischer	100.82 vs. Wisconsin, HOF, 1994
9. Thomas Sirk	81.06 vs. Indiana, NEP, 2015

Most Pass Completions, Quarter

1. Spence Fischer (4th)	13 vs. Wisconsin, HOF, 1994
2. Daniel Jones (3rd)	12 vs. Temple, WOI, 2018
3. Sean Renfree (3rd)	11 vs. Cincinnati, Belk, 2012
Anthony Boone (4th)	11 vs. Texas A&M, CFA, 2013
5. Daniel Jones (2nd)	10 vs. No. Illinois, QL, 2017
6. Sean Renfree (2nd)	9 vs. Cincinnati, Belk, 2012
Sean Renfree (4th)	9 vs. Cincinnati, Belk, 2012
Daniel Jones (2nd)	9 vs. Temple, WOI, 2018

Most Pass Completions, Half

1. Sean Renfree (2nd)	20 vs. Cincinnati, Belk, 2012
2. Sean Renfree (1st)	17 vs. Cincinnati, Belk, 2012
Daniel Jones (1st)	17 vs. No. Illinois, QL, 2017
Daniel Jones (2nd)	17 vs. Temple, WOI, 2018
5. Spence Fischer (2nd)	16 vs. Wisconsin, HOF, 1994
Anthony Boone (2nd)	16 vs. Texas A&M, CFA, 2013

Most Pass Completions, Game

1. Sean Renfree	37 vs. Cincinnati, Belk, 2012
2. Daniel Jones	30 vs. Temple, WOI, 2018
3. Anthony Boone	29 vs. Texas A&M, CFA, 2013
4. Spence Fischer	28 vs. Wisconsin, HOF, 1994
5. Daniel Jones	27 vs. No. Illinois, QL, 2017
6. Dave Brown	17 vs. Texas Tech, AA, 1989
Thomas Sirk	17 vs. Indiana, NEP, 2015
8. Anthony Boone	15 vs. Arizona State, HSun, 2014
9. Don Altman	13 vs. Arkansas, Cotton, 1960
10. Jerry Barger	7 vs. Nebraska, Orange, 1954
Billy Ray	7 vs. Texas Tech, AA, 1989

Most Pass Completions of 20+ Yards, Game

1. Anthony Boone	9 vs. Texas A&M, CFA, 2013
2. Daniel Jones	7 vs. Temple, WOI, 2018
3. Dave Brown	5 vs. Texas Tech, AA, 1989
4. Spence Fischer	3 vs. Wisconsin, HOF, 1994
Sean Renfree	3 vs. Cincinnati, Belk, 2012
Daniel Jones	3 vs. No. Illinois, QL, 2017

Most Pass Attempts, Quarter

1. Anthony Boone (4th)	21 vs. Texas A&M, CFA, 2013
2. Spence Fischer (4th)	19 vs. Wisconsin, HOF, 1994
3. Dave Brown (4th)	16 vs. Texas Tech, AA, 1989
4. Daniel Jones (3rd)	14 vs. Temple, WOI, 2018
5. Sean Renfree (1st)	13 vs. Cincinnati, Belk, 2012
Sean Renfree (4th)	13 vs. Cincinnati, Belk, 2012
Anthony Boone (4th)	13 vs. Arizona State, HSun, 2014
8. Dave Brown (2nd)	12 vs. Texas Tech, AA, 1989
Sean Renfree (3rd)	12 vs. Cincinnati, Belk, 2012
Thomas Sirk (4th)	12 vs. Indiana, NEP, 2015
Daniel Jones (2nd)	12 vs. No. Illinois, QL, 2017
Daniel Jones (3rd)	12 vs. No. Illinois, QL, 2017
Daniel Jones (2nd)	12 vs. Temple, WOI, 2018

Most Pass Attempts, Half

1. Anthony Boone (2nd)	28 vs. Texas A&M, CFA, 2013
2. Spence Fischer (2nd)	27 vs. Wisconsin, HOF, 1994
3. Sean Renfree (2nd)	25 vs. Cincinnati, Belk, 2012
4. Sean Renfree (1st)	24 vs. Cincinnati, Belk, 2012
5. Daniel Jones (1st)	23 vs. No. Illinois, QL, 2017
6. Daniel Jones (2nd)	21 vs. Temple, WOI, 2018
7. Thomas Sirk (2nd)	20 vs. Indiana, NEP, 2015
Daniel Jones (1st)	20 vs. Temple, WOI, 2018
9. Dave Brown (2nd)	18 vs. Texas Tech, AA, 1989

Most Pass Attempts, Game

1. Sean Renfree	49 vs. Cincinnati, Belk, 2012
2. Spence Fischer	46 vs. Wisconsin, HOF, 1994
3. Anthony Boone	45 vs. Texas A&M, CFA, 2013
4. Daniel Jones	41 vs. Temple, WOI, 2018
5. Daniel Jones	40 vs. No. Illinois, QL, 2017
6. Thomas Sirk	37 vs. Indiana, NEP, 2015
7. Anthony Boone	31 vs. Arizona State, HSun, 2014
8. Dave Brown	30 vs. Texas Tech, AA, 1989
9. Don Altman	16 vs. Arkansas, Cotton, 1960
10. Eric Tipton	13 vs. Southern California, Rose, 1938

Most Pass Attempts Without An INT, Game

1. Daniel Jones	40 vs. No. Illinois, QL, 2017
2. Don Altman	15 vs. Texas Tech, AA, 1989
3. Jerry Barger	9 vs. Nebraska, Orange, 1954

Average Yards Per Completion, Game (15 att.)

1. Dave Brown (17-268)	15.77 vs. Texas Tech, AA, 1989
2. Anthony Boone (29-427)	14.72 vs. Texas A&M, CFA, 2013
3. Daniel Jones (30-423)	14.10 vs. Temple, WOI, 2018
4. Anthony Boone (15-193)	12.87 vs. Arizona State, HSun, 2014
5. Spence Fischer (28-314)	11.21 vs. Wisconsin, HOF, 1994
6. Sean Renfree (37-358)	9.68 vs. Cincinnati, Belk, 2012
7. Thomas Sirk (17-163)	9.59 vs. Indiana, NEP, 2015
8. Daniel Jones (27-252)	9.33 vs. No. Illinois, QL, 2017
9. Don Altman (12-83)	6.92 vs. Arkansas, Cotton, 1960

Average Yards Per Attempt, Game (15 att.)

1. Daniel Jones (41-423)	10.32 vs. Temple, WOI, 2018
2. Anthony Boone (45-427)	9.49 vs. Texas A&M, CFA, 2013
3. Dave Brown (30-268)	8.93 vs. Texas Tech, AA, 1989
4. Sean Renfree (49-358)	7.31 vs. Cincinnati, Belk, 2012
5. Spence Fischer (46-314)	6.83 vs. Wisconsin, HOF, 1994
6. Daniel Jones (40-252)	6.30 vs. No. Illinois, QL, 2017
7. Anthony Boone (31-193)	6.23 vs. Arizona State, HSun, 2014
8. Don Altman (15-83)	5.53 vs. Arkansas, Cotton, 1960
9. Thomas Sirk (37-163)	4.41 vs. Indiana, NEP, 2015

Most Touchdown Passes, Quarter

1. Dave Brown (2nd)	2 vs. Texas Tech, AA, 1989
Daniel Jones (2nd)	2 vs. No. Illinois, QL, 2017
Daniel Jones (2nd)	2 vs. Temple, WOI, 2018
Daniel Jones (3rd)	2 vs. Temple, WOI, 2018
5. Jerry Barger (2nd)	1 vs. Nebraska, Orange, 1954
Jerry Barger (3rd)	1 vs. Nebraska, Orange, 1954
Don Altman (4th)	1 vs. Arkansas, Cotton, 1960
Dave Brown (4th)	1 vs. Texas Tech, AA, 1989
Brandon Connette (3rd)	1 vs. Cincinnati, Belk, 2012
Sean Renfree (4th)	1 vs. Cincinnati, Belk, 2012
Anthony Boone (1st)	1 vs. Texas A&M, CFA, 2013
Anthony Boone (2nd)	1 vs. Texas A&M, CFA, 2013
Anthony Boone (4th)	1 vs. Texas A&M, CFA, 2013
Anthony Boone (2nd)	1 vs. Arizona State, HSun, 2014
Anthony Boone (4th)	1 vs. Arizona State, HSun, 2014
Jamison Crowder (4th)	1 vs. Arizona State, HSun, 2014
Thomas Sirk (3rd)	1 vs. Indiana, NEP, 2015
Daniel Jones (4th)	1 vs. Temple, WOI, 2018

Most Touchdown Passes, Half

1. Daniel Jones (2nd)	3 vs. Temple, WOI, 2018
2. Dave Brown (1st)	2 vs. Texas Tech, AA, 1989
Anthony Boone (1st)	2 vs. Texas A&M, CFA, 2013
Daniel Jones (1st)	2 vs. No. Illinois, QL, 2017
Daniel Jones (1st)	2 vs. Temple, WOI, 2018
6. Jerry Barger (1st)	1 vs. Nebraska, Orange, 1954
Jerry Barger (2nd)	1 vs. Nebraska, Orange, 1954
Don Altman (2nd)	1 vs. Arkansas, Cotton, 1960
Dave Brown (2nd)	1 vs. Texas Tech, AA, 1989
Brandon Connette (2nd)	1 vs. Cincinnati, Belk, 2012
Sean Renfree (2nd)	1 vs. Cincinnati, Belk, 2012
Anthony Boone (2nd)	1 vs. Texas A&M, CFA, 2013
Anthony Boone (1st)	1 vs. Arizona State, HSun, 2014
Anthony Boone (2nd)	1 vs. Arizona State, HSun, 2014
Jamison Crowder (2nd)	1 vs. Arizona State, HSun, 2014
Thomas Sirk (2nd)	1 vs. Indiana, NEP, 2015

Most Touchdown Passes, Game

1. Daniel Jones	5 vs. Temple, WOI, 2018
2. Dave Brown	3 vs. Texas Tech, AA, 1989
Anthony Boone	3 vs. Texas A&M, CFA, 2013
4. Jerry Barger	2 vs. Nebraska, Orange, 1954
Anthony Boone	2 vs. Arizona State, HSun, 2014
Daniel Jones	2 vs. No. Illinois, QL, 2017
7. Don Altman	1 vs. Arkansas, Cotton, 1960
Brandon Connette	1 vs. Cincinnati, Belk, 2012
Sean Renfree	1 vs. Cincinnati, Belk, 2012
Jamison Crowder	1 vs. Arizona State, HSun, 2014
Thomas Sirk	1 vs. Indiana, NEP, 2015

Most Rushing Yards, Quarter

1. Thomas Sirk (2nd)	97 vs. Indiana, NEP, 2015
2. Shaun Wilson (1st)	88 vs. Indiana, NEP, 2015
3. George Clark (1st)	73 vs. Alabama, Sugar, 1944
4. Steve Lach (3rd)	63 vs. Oregon State, Rose, 1941
5. Josh Snead (4th)	58 vs. Cincinnati, Belk, 2012
6. Daniel Jones (3rd)	56 vs. No. Illinois, QL, 2017
7. Eric Tipton (2nd)	55 vs. So. California, Rose, 1938
8. Josh Snead (2nd)	52 vs. Texas A&M, CFA, 2013
9. Tom Davis (3rd)	50 vs. Alabama, Sugar, 1944
10. Tom Davis (4th)	48 vs. Alabama, Sugar, 1944
11. Cliff Lewis (2nd)	46 vs. Alabama, Sugar, 1944
Bob Pascal (3rd)	46 vs. Nebraska, Orange, 1954
13. Tom Davis (2nd)	45 vs. Oregon State, Rose, 1941
14. Jela Duncan (3rd)	42 vs. Indiana, NEP, 2015
15. Steve Lach (4th)	40 vs. Oregon State, Rose, 1941
Robert Baldwin (2nd)	40 vs. Wisconsin, HOF, 1994
Shaquille Powell (3rd)	40 vs. Arizona State, HSun, 2014

Most Rushing Yards, Half

1. Steve Lach (2nd)	103 vs. Oregon State, Rose, 1941
Thomas Sirk (1st)	103 vs. Indiana, NEP, 2015
3. Tom Davis (2nd)	98 vs. Alabama, Sugar, 1944
4. Shaun Wilson (1st)	89 vs. Indiana, NEP, 2015
5. George Clark (1st)	68 vs. Alabama, Sugar, 1944
6. Shaquille Powell (2nd)	67 vs. Arizona State, HSun, 2014
7. Eric Tipton (1st)	62 vs. So. California, Rose, 1938
Josh Snead (2nd)	62 vs. Cincinnati, Belk, 2012
9. Josh Snead (1st)	61 vs. Texas A&M, CFA, 2013
10. George Clark (2nd)	54 vs. Alabama, Sugar, 1944
11. Tom Davis (2nd)	53 vs. Oregon State, Rose, 1941
Cliff Lewis (1st)	53 vs. Alabama, Sugar, 1944

Most Rushing Yards, Game

1. Thomas Sirk	155 vs. Indiana, NEP, 2015
2. Steve Lach	124 vs. Oregon State, Rose, 1941
3. George Clark	122 vs. Alabama, Sugar, 1944
4. Shaquille Powell	117 vs. Arizona State, HSun, 2014
5. Jela Duncan	109 vs. Indiana, NEP, 2015
6. Josh Snead	107 vs. Cincinnati, Belk, 2012
7. Tom Davis	105 vs. Alabama, Sugar, 1944
8. Josh Snead	104 vs. Texas A&M, CFA, 2013
9. Shaun Wilson	103 vs. Indiana, NEP, 2015
10. Bob Pascal	92 vs. Nebraska, Orange, 1954
Juwan Thompson	92 vs. Texas A&M, CFA, 2013
12. Daniel Jones	86 vs. No. Illinois, QL, 2017
13. Wray Carlton	83 vs. Oklahoma, Orange, 1957
14. Shaun Wilson	75 vs. No. Illinois, QL, 2017
15. George Dutrow	70 vs. Oklahoma, Orange, 1957
Robert Baldwin	70 vs. Wisconsin, HOF, 1994
17. Cliff Lewis	54 vs. Alabama, Sugar, 1944
18. Eric Tipton	52 vs. Southern California, Rose, 1938

Most Rushes of 15+ Yards, Game

1. Steve Lach	3 vs. Oregon State, Rose, 1941
Bob Pascal	3 vs. Nebraska, Orange, 1954
3. Eric Tipton	2 vs. Southern California, Rose, 1938
George Clark	2 vs. Alabama, Sugar, 1944
Wray Carlton	2 vs. Oklahoma, Orange, 1957
George Dutrow	2 vs. Oklahoma, Orange, 1957
Josh Snead	2 vs. Texas A&M, CFA, 2013
Jela Duncan	2 vs. Indiana, NEP, 2015
Thomas Sirk	2 vs. Indiana, NEP, 2015
Daniel Jones	2 vs. No. Illinois, QL, 2017

Most Rushing Attempts, Quarter

1. Tom Davis (3rd)	11 vs. Alabama, Sugar, 1944
Tom Davis (4th)	11 vs. Alabama, Sugar, 1944
3. Shaquille Powell (3rd)	10 vs. Arizona State, HSun, 2014
4. Robert Baldwin (2nd)	9 vs. Wisconsin, HOF, 1994
Shaquille Powell (4th)	9 vs. Arizona State, HSun, 2014
6. Josh Snead (4th)	8 vs. Cincinnati, Belk, 2012
7. Cliff Lewis (2nd)	7 vs. Alabama, Sugar, 1944
Thomas Sirk (2nd)	7 vs. Indiana, NEP, 2015
Thomas Sirk (4th)	7 vs. Indiana, NEP, 2015
Shaun Wilson (1st)	7 vs. No. Illinois, QL, 2017

Most Rushing Attempts, Half

1. Tom Davis (2nd)	21 vs. Alabama, Sugar, 1944
2. Shaquille Powell (2nd)	19 vs. Arizona State, HSun, 2014
3. Robert Baldwin (1st)	12 vs. Wisconsin, HOF, 1994
4. Thomas Sirk (2nd)	11 vs. Indiana, NEP, 2015
5. Josh Snead (2nd)	10 vs. Cincinnati, Belk, 2012
Shaun Wilson (1st)	10 vs. No. Illinois, QL, 2017
Daniel Jones (2nd)	10 vs. No. Illinois, QL, 2017

Most Rushing Attempts, Game

1. Shaquille Powell	29 vs. Arizona State, HSun, 2014
2. Tom Davis	27 vs. Alabama, Sugar, 1944
3. Robert Baldwin	21 vs. Wisconsin, HOF, 1994
4. Thomas Sirk	20 vs. Indiana, NEP, 2015
5. Josh Snead	17 vs. Cincinnati, Belk, 2012
Josh Snead	17 vs. Texas A&M, CFA, 2013
7. Eric Tipton	16 vs. So. California, Rose, 1938
Daniel Jones	16 vs. No. Illinois, QL, 2017
Shaun Wilson	16 vs. No. Illinois, QL, 2017
10. Wray Carlton	15 vs. Oklahoma, Orange, 1957
11. Tom Davis	14 vs. Oregon State, Rose, 1941
George Clark	14 vs. Alabama, Sugar, 1944
George Dutrow	14 vs. Oklahoma, Orange, 1957

Highest Rushing Yards Per Attempt, Game (15)

1. Thomas Sirk (20-155)	7.75 vs. Indiana, NEP, 2015
2. Josh Snead (17-107)	6.29 vs. Cincinnati, Belk, 2012
3. Josh Snead (17-104)	6.12 vs. Texas A&M, CFA, 2013
4. Wray Carlton (15-83)	5.53 vs. Oklahoma, Orange, 1957
5. Daniel Jones (16-86)	5.38 vs. No. Illinois, QL, 2017
6. Shaun Wilson (16-75)	4.69 vs. No. Illinois, QL, 2017
7. Shaquille Powell (29-117)	4.03 vs. Arizona State, HSun, 2014
8. Tom Davis (27-105)	3.89 vs. Alabama, Sugar, 1944
9. Robert Baldwin (21-70)	3.33 vs. Wisconsin, HOF, 1994

Most Rushing Touchdowns, Game

1. George Clark	2 vs. Alabama, Sugar, 1944
Tom Davis	2 vs. Alabama, Sugar, 1944
Hal McElhaneey	2 vs. Oklahoma, Orange, 1957
Robert Baldwin	2 vs. Wisconsin, HOF, 1994
Thomas Sirk	2 vs. Indiana, NEP, 2015
6. Steve Lach	1 vs. Oregon State, Rose, 1941
Winston Siegfried	1 vs. Oregon State, Rose, 1941
Sam Eberdt	1 vs. Nebraska, Orange, 1954
Nick McKeithan	1 vs. Nebraska, Orange, 1954
Bob Pascal	1 vs. Nebraska, Orange, 1954
George Dutrow	1 vs. Oklahoma, Orange, 1957
Brandon Connette	1 vs. Cincinnati, Belk, 2012
Anthony Boone	1 vs. Texas A&M, CFA, 2013
Brandon Connette	1 vs. Texas A&M, CFA, 2013
Josh Snead	1 vs. Texas A&M, CFA, 2013
Shaun Wilson	1 vs. Indiana, NEP, 2015
Brittain Brown	1 vs. No. Illinois, QL, 2017
Daniel Jones	1 vs. No. Illinois, QL, 2017
Shaun Wilson	1 vs. No. Illinois, QL, 2017
Brittain Brown	1 vs. Temple, WOI, 2018
Quentin Harris	1 vs. Temple, WOI, 2018

Most Pass Receptions, Quarter

1. Tee Moorman (4th)	6 vs. Arkansas, Cotton, 1960
Jon Jensen (4th)	6 vs. Wisconsin, 1994
Bill Khayat (2nd)	6 vs. Wisconsin, HOF, 1994
T.J. Rahming (3rd)	6 vs. Temple, WOI, 2018
5. Jamison Crowder (2nd)	5 vs. Texas A&M, CFA, 2013
6. Conner Vernon (4th)	4 vs. Cincinnati, Belk, 2012
Jamison Crowder (4th)	4 vs. Texas A&M, CFA, 2013
Jamison Crowder (4th)	4 vs. Arizona State, HSun, 2014
T.J. Rahming (2nd)	4 vs. No. Illinois, QL, 2017

Most Pass Receptions, Half

1. T.J. Rahming (2nd)	8 vs. Temple, WOI, 2018
2. Bill Khayat (1st)	7 vs. Wisconsin, HOF, 1994
3. Jon Jensen (2nd)	6 vs. Wisconsin, 1994
Conner Vernon (2nd)	6 vs. Cincinnati, Belk, 2012
Jamison Crowder (1st)	6 vs. Texas A&M, CFA, 2013
Jamison Crowder (2nd)	6 vs. Texas A&M, CFA, 2013
7. Jamison Crowder (2nd)	5 vs. Arizona State, HSun, 2014

Most Pass Receptions, Game

1. Jamison Crowder	12 vs. Texas A&M, CFA, 2013
T.J. Rahming	12 vs. Temple, WOI, 2018
3. Bill Khayat	11 vs. Wisconsin, HOF, 1994
4. Conner Vernon	10 vs. Cincinnati, Belk, 2012
5. Tee Moorman	8 vs. Alabama, Sugar, 1944
6. Jamison Crowder	7 vs. Arizona State, HSun, 2014
7. Clarkston Hines	6 vs. Texas Tech, AA, 1989
Jon Jensen	6 vs. Wisconsin, HOF, 1994
Jamison Crowder	6 vs. Cincinnati, Belk, 2012
Braxton Deaver	6 vs. Texas A&M, CFA, 2013
11. Dave Concan	5 vs. Texas Tech, AA, 1989
Jela Duncan	5 vs. Cincinnati, Belk, 2012
Desmond Scott	5 vs. Cincinnati, Belk, 2012
Daniel Helm	5 vs. No. Illinois, QL, 2017
Chris Taylor	5 vs. No. Illinois, QL, 2017

Most Pass Receptions of 20+ Yards, Game

1. T.J. Rahming	4 vs. Temple, WOI, 2018
2. Jamison Crowder	3 vs. Texas A&M, CFA, 2013
Braxton Deaver	3 vs. Texas A&M, CFA, 2014
4. Bob Gantt	2 vs. Oregon State, Rose, 1941
Clarkston Hines	2 vs. Texas Tech, AA, 1989

Most Receiving Yards, Quarter

1. T.J. Rahming (3rd)	140 vs. Temple, WOI, 2018
2. Jon Jensen (4th)	97 vs. Wisconsin, HOF, 1994
3. Jamison Crowder (2nd)	89 vs. Texas A&M, CFA, 2013
4. Bill Khayat (2nd)	71 vs. Wisconsin, HOF, 1994
5. Braxton Deaver (1st)	69 vs. Texas A&M, CFA, 2013
6. Jamison Crowder (4th)	65 vs. Arizona State, HSun, 2014
7. T.J. Rahming (2nd)	62 vs. No. Illinois, QL, 2017
T.J. Rahming (1st)	62 vs. Temple, WOI, 2018
9. Bob Gantt (2nd)	53 vs. Oregon State, Rose, 1941
10. Desmond Scott (3rd)	50 vs. Cincinnati, Belk, 2012

Most Receiving Yards, Half

1. T.J. Rahming (2nd)	150 vs. Temple, WOI, 2018
2. Jamison Crowder (1st)	114 vs. Texas A&M, CFA, 2013
3. Jon Jensen (2nd)	97 vs. Wisconsin, HOF, 1994
4. T.J. Rahming (1st)	90 vs. Temple, WOI, 2018
5. Bill Khayat (1st)	76 vs. Wisconsin, HOF, 1994
Jamison Crowder (2nd)	76 vs. Arizona State, HSun, 2014
7. Braxton Deaver (1st)	69 vs. Texas A&M, CFA, 2013
8. Clarkston Hines (2nd)	61 vs. Texas Tech, AA, 1989

Most Receiving Yards, Game

1. T.J. Rahming	240 vs. Temple, WOI, 2018
2. Jamison Crowder	163 vs. Texas A&M, CFA, 2013
3. Conner Vernon	119 vs. Cincinnati, Belk, 2012
4. Braxton Deaver	116 vs. Texas A&M, CFA, 2013
5. Clarkston Hines	112 vs. Texas Tech, AA, 1989
6. Bill Khayat	109 vs. Wisconsin, HOF, 1994
7. Jamison Crowder	102 vs. Arizona State, HSun, 2014
8. Jon Jensen	97 vs. Wisconsin, HOF, 1994
9. Bob Gantt	91 vs. Oregon State, Rose, 1941
10. Daniel Helm	73 vs. No. Illinois, QL, 2017
11. Dave Colonna	63 vs. Texas Tech, AA, 1989
12. T.J. Rahming	62 vs. No. Illinois, QL, 2017
13. Desmond Scott	60 vs. Cincinnati, Belk, 2012
14. Chris Taylor	56 vs. Temple, WOI, 2018
15. Sonny Sorrell	54 vs. Nebraska, Orange, 1954

Highest Yards Per Reception, Game (5 rec.)

1. T.J. Rahming (12-240)	20.00 vs. Temple, WOI, 2018
2. Braxton Deaver (6-116)	19.33 vs. Texas A&M, CFA, 2013
3. Clarkston Hines (6-112)	18.67 vs. Texas Tech, AA, 1989
4. Jon Jensen (6-97)	16.17 vs. Wisconsin, HOF, 1994
5. Daniel Helm (5-73)	14.60 vs. No. Illinois, QL, 2017
6. Jamison Crowder (7-102)	14.57 vs. Arizona State, HSun, 2014
7. Jamison Crowder (12-163)	13.58 vs. Texas A&M, CFA, 2013
8. Dave Colonna (5-63)	12.60 vs. Texas Tech, AA, 1989
9. Desmond Scott (5-60)	12.00 vs. Cincinnati, Belk, 2012
10. Conner Vernon (10-119)	11.90 vs. Cincinnati, Belk, 2012

Most Touchdown Receptions, Game

1. Dave Colonna	2 vs. Texas Tech, AA, 1989
T.J. Rahming	2 vs. Temple, WOI, 2018
3. Jerry Kocourek	1 vs. Nebraska, Orange, 1954
Sonny Sorrell	1 vs. Nebraska, Orange, 1954
Tee Moorman	1 vs. Arkansas, Cotton, 1960
Bud Zuberer	1 vs. Texas Tech, AA, 1989
David Reeves	1 vs. Cincinnati, Belk, 2012
Conner Vernon	1 vs. Cincinnati, Belk, 2012
Jamison Crowder	1 vs. Texas A&M, CFA, 2013
David Reeves	1 vs. Texas A&M, CFA, 2013
Josh Snead	1 vs. Texas A&M, CFA, 2013
Johnell Barnes	1 vs. Arizona State, HSun, 2014
Issac Blakeney	1 vs. Arizona State, HSun, 2014
Shaquille Powell	1 vs. Arizona State, HSun, 2014

Braxton Deaver	1 vs. Indiana, NEP, 2015
T.J. Rahming	1 vs. No. Illinois, QL, 2017
Shaun Wilson	1 vs. No. Illinois, QL, 2017
Jake Bobo	1 vs. Temple, WOI, 2018
Davis Koppenhaver	1 vs. Temple, WOI, 2018
Chris Taylor	1 vs. Temple, WOI, 2018

Most Total Offensive Yards, Game (Rush-Pass)

1. Anthony Boone (27-427)	454 vs. Texas A&M, CFA, 2013
2. Daniel Jones (-6-423)	417 vs. Temple, WOI, 2018
3. Sean Renfree (6-358)	364 vs. Cincinnati, Belk, 2012
4. Daniel Jones (86-252)	338 vs. No. Illinois, QL, 2017
5. Spence Fischer (15-314)	329 vs. Wisconsin, HOF, 1994
6. Thomas Sirk (115-163)	318 vs. Indiana, NEP, 2015

Most Total Offensive Plays, Game (Rush-Pass)

1. Thomas Sirk (20-37)	57 vs. Indiana, NEP, 2015
2. Daniel Jones (16-40)	56 vs. No. Illinois, QL, 2017
3. Spence Fischer (6-46)	52 vs. Wisconsin, HOF, 1994
4. Sean Renfree (2-49)	51 vs. Cincinnati, Belk, 2012
5. Anthony Boone (5-45)	50 vs. Texas A&M, CFA, 2013

Most All-Purpose Yards, Game

1. T.J. Rahming	286 vs. Temple, WOI, 2018	(17 rushing, 240 receiving, 0 KOR, 29 PR)
2. Shaun Wilson	282 vs. Indiana, NEP, 2015	(103 rushing, 15 receiving, 164 KOR, 0 PR)
3. Tom Davis	202 vs. Alabama, Sugar, 1944	(105 rushing, -1 receiving, 98 KOR, 0 PR)
4. George Clark	173 vs. Alabama, Sugar, 1944	(122 rushing, 0 receiving, 44 KOR, 7 PR)
Jamison Crowder	173 vs. Arizona State, HSun, 2014	(3 rushing, 102 receiving, 0 KOR, 68 PR)
6. Shaquille Powell	169 vs. Arizona State, HSun, 2014	(117 rushing, 52 receiving, 0 KOR, 0 PR)
7. Jamison Crowder	163 vs. Texas A&M, CFA, 2013	(0 rushing, 163 receiving, 0 KOR, 0 PR)

Most Points, Game

1. Ross Martin (3 FG, 5 PAT)	14 vs. Indiana, NEP, 2015
2. George Clark (2 TD)	12 vs. Alabama, Sugar, 1944
Tom Davis (2 TD)	12 vs. Alabama, Sugar, 1944
Hal McElhane (2 TD)	12 vs. Oklahoma, Orange, 1957
Dave Colonna (2 TD)	12 vs. Texas Tech, AA, 1989
Robert Baldwin (2 TD)	12 vs. Wisconsin, HOF, 1994
Ross Martin (2 FG, 6 PAT)	12 vs. Texas A&M, CFA, 2013
Josh Snead (2 TD)	12 vs. Texas A&M, CFA, 2013
Thomas Sirk (2 TD)	12 vs. Indiana, NEP, 2015
Shaun Wilson (2 TD)	12 vs. Indiana, NEP, 2015
Shaun Wilson (2 TD)	12 vs. No. Illinois, QL, 2017
T.J. Rahming (2 TD)	12 vs. Temple, WOI, 2018

Total TD Responsibility, Game (Rush-Pass)

1. Daniel Jones (1-5)	6 vs. Temple, WOI, 2018
2. Anthony Boone (1-3)	4 vs. Texas A&M, CFA, 2013
3. Dave Brown (0-3)	3 vs. Texas Tech, AA, 1989
Thomas Sirk (1-2)	3 vs. Indiana, NEP, 2015
Daniel Jones (1-2)	3 vs. No. Illinois, QL, 2017

Most PATs Made, Game

1. Collin Wareham	8 vs. Temple, WOI, 2018
2. Ross Martin	6 vs. Texas A&M, CFA, 2013
3. Ross Martin	5 vs. Indiana, NEP, 2015
4. Jim Nelson	4 vs. Nebraska, Orange, 1954
Ross Martin	4 vs. Arizona State, HSun, 2014
6. Harold Raether	3 vs. Alabama, Sugar, 1944
Wray Carlton	3 vs. Oklahoma, Orange, 1957
Randy Gardner	3 vs. Texas Tech, AA, 1989
William Holmquist	3 vs. No. Illinois, QL, 2017

Most PATs Attempted, Game

1. Collin Wareham	8 vs. Temple, WOI, 2018
2. Ross Martin	6 vs. Texas A&M, CFA, 2013
3. Jim Nelson	5 vs. Nebraska, Orange, 1954
Ross Martin	5 vs. Indiana, NEP, 2015
5. Harold Raether	4 vs. Alabama, Sugar, 1944
Ross Martin	4 vs. Arizona State, HSun, 2014
William Holmquist	4 vs. No. Illinois, QL, 2017

Most Field Goals Made, Game

1. Ross Martin	3 vs. Indiana, NEP, 2015
2. Tom Cochran	2 vs. Wisconsin, HOF, 1994
Ross Martin	2 vs. Cincinnati, Belk, 2012
Ross Martin	2 vs. Texas A&M, CFA, 2013

Most Field Goals Attempted, Game

1. Ross Martin	3 vs. Cincinnati, Belk, 2012
Ross Martin	3 vs. Texas A&M, CFA, 2013
Ross Martin	3 vs. Indiana, NEP, 2015
4. Tom Cochran	2 vs. Wisconsin, HOF, 1994

Most Kickoff Returns, Game

1. DeVon Edwards	5 vs. Arizona State, HSun, 2014
2. Tom Davis	4 vs. Alabama, Sugar, 1944
Quinton McCracken	4 vs. Texas Tech, AA, 1989
Desmond Scott	4 vs. Cincinnati, Belk, 2012
Shaun Wilson	4 vs. Indiana, NEP, 2015

Most Kickoff Return Yards, Game

1. Shaun Wilson	164 vs. Indiana, NEP, 2015
2. DeVon Edwards	135 vs. Arizona State, HSun, 2014
3. Tom Davis	98 vs. Alabama, Sugar, 1944
4. Desmond Scott	75 vs. Cincinnati, Belk, 2012

Highest Kickoff Return Average, Game (3)

1. Shaun Wilson (4-164)	41.00 vs. Indiana, NEP, 2015
2. DeVon Edwards (5-135)	27.00 vs. Arizona State, HSun, 2014
3. Tom Davis (2-49)	24.50 vs. Oregon State, Rose, 1942
Tom Davis (4-98)	24.50 vs. Alabama, Sugar, 1944
5. Deon Jackson (3-59)	19.67 vs. Temple, WOI, 2018

Most Punt Returns, Game

1. Bob Spangler	4 vs. Southern California, Rose, 1938
2. Jamison Crowder	3 vs. Cincinnati, Belk, 2012
Ryan Smith	3 vs. Indiana, NEP, 2015
T.J. Rahming	3 vs. Temple, WOI, 2018

Most Punt Return Yards, Game

1. Jamison Crowder	68 vs. Arizona State, HSun, 2014
2. Jamison Crowder	45 vs. Cincinnati, Belk, 2012

Highest Punt Return Average, Game (3)

1. Jamison Crowder (3-45)	15.00 vs. Cincinnati, Belk, 2012
---------------------------	----------------------------------

Most Punts, Game

1. Eric Tipton	15 vs. Southern California, Rose, 1938
2. Steve Lach	8 vs. Oregon State, Rose, 1941
Randy Clark	8 vs. Arkansas, Cotton, 1960
4. Randy Gardner	5 vs. Texas Tech, AA, 1989
Will Monday	5 vs. Indiana, NEP, 2015
William Holmquist	5 vs. No. Illinois, QL, 2017
7. John Krueger	4 vs. Wisconsin, HOF, 1994
8. Jerry Barger	3 vs. Nebraska, Orange, 1954
Andy Cottingham	3 vs. Oklahoma, Orange, 1957
George Dutrow	3 vs. Oklahoma, Orange, 1957
Will Monday	3 vs. Arizona State, HSun, 2014

Most Punts of 50+ Yards, Game

1. Steve Lach	3 vs. Oregon State, Rose, 1941
2. Eric Tipton	2 vs. Southern California, Rose, 1938

Most Punting Yards, Game

1. Eric Tipton	595 vs. Southern California, Rose, 1938
2. Steve Lach	371 vs. Oregon State, Rose, 1941
3. Randy Clark	293 vs. Arkansas, Cotton, 1960
4. Will Monday	210 vs. Indiana, NEP, 2015
5. Randy Gardner	182 vs. Texas Tech, AA, 1989
6. William Holmquist	177 vs. No. Illinois, QL, 2017
7. John Krueger	170 vs. Wisconsin, HOF, 1994
8. Andy Cottingham	122 vs. Oklahoma, Orange, 1957
9. Will Monday	109 vs. Arizona State, HSun, 2014

Highest Punting Average, Game (3)

1. Steve Lach (8-371)	46.38 vs. Oregon State, Rose, 1941
2. John Krueger (4-170)	42.50 vs. Wisconsin, HOF, 1994
3. Will Monday (5-210)	42.00 vs. Indiana, NEP, 2015
4. Andy Cottingham (3-122)	40.67 vs. Oklahoma, Orange, 1957
5. Eric Tipton (15-595)	39.67 vs. Southern California, Rose, 1938
5. Randy Clark (8-293)	36.63 vs. Arkansas, Cotton, 1960
6. Randy Gardner (5-182)	36.40 vs. Texas Tech, AA, 1989
7. Will Monday (3-109)	36.33 vs. Arizona State, HSun, 2014
8. William Holmquist (5-177)	35.40 vs. No. Illinois, QL, 2017

Most Tackles, Game

1. DeVon Edwards	14 vs. Arizona State, HSun, 2014
2. Deondre Singleton	12 vs. Indiana, NEP, 2015
3. David Helton	11 vs. Texas A&M, CFA, 2013
Ben Humphreys	11 vs. Indiana, NEP, 2015
5. Erwin Sampson	10 vs. Texas Tech, AA, 1989
Brandon Pollock	10 vs. Wisconsin, HOF, 1994
Deondre Singleton	10 vs. Arizona State, HSun, 2014
Dwayne Norman	10 vs. Indiana, NEP, 2015
Dylan Singleton	10 vs. No. Illinois, QL, 2017
10. Ray Farmer	9 vs. Wisconsin, HOF, 1994
DeVon Edwards	9 vs. Texas A&M, CFA, 2013
David Helton	9 vs. Arizona State, HSun, 2014
13. Chris Rising	8 vs. Texas Tech, AA, 1989
Ross Cockrell	8 vs. Cincinnati, Belk, 2012
Kelby Brown	8 vs. Texas A&M, CFA, 2013
Jeremy Cash	8 vs. Arizona State, HSun, 2014
DeVon Edwards	8 vs. Indiana, NEP, 2015
Carlos Wray	8 vs. Indiana, NEP, 2015
Joe Giles-Harris	8 vs. No. Illinois, QL, 2017
Leonard Johnson	8 vs. Temple, WOI, 2018
Damani Neal	8 vs. Temple, WOI, 2018

Most Tackles For Loss, Game

1. John Howell	3.0 vs. Texas Tech, AA, 1989
2. Tom Maloney	2.0 vs. Southern California, Rose, 1938
Mike Karmazin	2.0 vs. Oregon State, Rose, 1941
4. James Smith	1.5 vs. Oregon State, Rose, 1941
Kelby Brown	1.5 vs. Texas A&M, CFA, 2013
Jeremy Cash	1.5 vs. Texas A&M, CFA, 2013
Michael Carter II	1.5 vs. No. Illinois, QL, 2017

Most Sacks, Game

1. John Howell	2.0 vs. Texas Tech, AA, 1989
2. Tom Maloney	1.0 vs. Southern California, Rose, 1938
Fred Hardison	1.0 vs. Alabama, Sugar, 1944
Robert Benson	1.0 vs. Nebraska, Orange, 1954
Dwight Bumgarner	1.0 vs. Arkansas, Cotton, 1960
Tom Corpus	1.0 vs. Texas Tech, AA, 1989
Randy Sally	1.0 vs. Texas Tech, AA, 1989
LeVance McQueen	1.0 vs. Wisconsin, HOF, 1994
Justin Fox	1.0 vs. Cincinnati, Belk, 2012
Anthony Young-Wiseman	1.0 vs. Cincinnati, Belk, 2012
Jordan DeWalt-Ondijo	1.0 vs. Arizona State, HSun, 2014
DeVon Edwards	1.0 vs. Arizona State, HSun, 2014
Trevon McSwain	1.0 vs. No. Illinois, QL, 2017
Derrick Tangelo	1.0 vs. No. Illinois, QL, 2017
Victor Dimukeje	1.0 vs. Temple, WOI, 2018
Drew Jordan	1.0 vs. Temple, WOI, 2018
Damani Neal	1.0 vs. Temple, WOI, 2018

Most Caused Fumbles, Game

1. Dave Unser	1 vs. Arkansas, Cotton, 1960
Tee Edwards	1 vs. Wisconsin, HOF, 1994
LeVance McQueen	1 vs. Wisconsin, HOF, 1994
Jordan DeWalt-Ondijo	1 vs. Arizona State, HSun, 2014
DeVon Edwards	1 vs. Arizona State, HSun, 2014
Shaquille Powell	1 vs. Indiana, NEP, 2015
Drew Jordan	1 vs. Temple, WOI, 2018

Most Fumble Recoveries, Game

1. Jimmy Lipscomb	1 vs. Oregon State, Rose, 1941
Paul Stephanz	1 vs. Alabama, Sugar, 1944
Tom Topping	1 vs. Oklahoma, Orange, 1957
Jean Berry	1 vs. Arkansas, Cotton, 1960
Jerry McGee	1 vs. Arkansas, Cotton, 1960
David Hawkins	1 vs. Wisconsin, HOF, 1994
Mike Stallmeyer	1 vs. Wisconsin, HOF, 1994
David Reeves	1 vs. Indiana, NEP, 2015
Victor Dimukeje	1 vs. Temple, WOI, 2018

Most Interceptions, Game

1. Dan Hill	1 vs. Southern California, Rose, 1938
Robert O'Mara	1 vs. Southern California, Rose, 1938
Eric Tipton	1 vs. Southern California, Rose, 1938
George Bokinsky	1 vs. Oregon State, Rose, 1941
Mike Karmazin	1 vs. Oregon State, Rose, 1941
Bryant Aldridge	1 vs. Nebraska, Orange, 1954
Nick McKeithan	1 vs. Nebraska, Orange, 1954
Robert Brodhead	1 vs. Oklahoma, Orange, 1957
Hal McElhaney	1 vs. Oklahoma, Orange, 1957
Ed Rushton	1 vs. Oklahoma, Orange, 1957
Butch Allie	1 vs. Arkansas, Cotton, 1960
Billy Granville	1 vs. Wisconsin, HOF, 1994
Phillip Carter	1 vs. Indiana, NEP, 2015
Dwayne Norman	1 vs. Indiana, NEP, 2015
Brandon Feamster	1 vs. Temple, WOI, 2018

Most PBUs, Game

1. Josh Blackwell	4 vs. Temple, WOI, 2018
2. Robert Brodhead	2 vs. Oklahoma, Orange, 1957
Quinton McCracken	2 vs. Texas Tech, AA, 1989
DeVon Edwards	2 vs. Indiana, NEP, 2015
Mark Gilbert	2 vs. No. Illinois, QL, 2017
Javon Jackson	2 vs. Temple, WOI, 2018
7. Dan Hill	1 vs. Southern California, Rose, 1938
Tom Davis	1 vs. Oregon State, Rose, 1941
Tommy Prothro	1 vs. Oregon State, Rose, 1941
Winston Siegfried	1 vs. Oregon State, Rose, 1941
Jerry Barger	1 vs. Nebraska, Orange, 1954
Bernie Blaney	1 vs. Nebraska, Orange, 1954
Sonny Jurgensen	1 vs. Nebraska, Orange, 1954
Dave Hurm	1 vs. Oklahoma, Orange, 1957
Don Altman	1 vs. Arkansas, Cotton, 1960
Ray Farmer	1 vs. Wisconsin, HOF, 1994
Walt Canty	1 vs. Cincinnati, Belk, 2012
Ross Cockrell	1 vs. Cincinnati, Belk, 2012
Tony Foster	1 vs. Cincinnati, Belk, 2012
Ross Cockrell	1 vs. Texas A&M, CFA, 2013
Breon Borders	1 vs. Arizona State, HSun, 2014
Evertt Edwards	1 vs. Arizona State, HSun, 2014
Breon Borders	1 vs. Indiana, NEP, 2015
Deondre Singleton	1 vs. Indiana, NEP, 2015
Michael Carter II	1 vs. No. Illinois, QL, 2017
Brandon Feamster	1 vs. Temple, WOI, 2018
Antone Williams	1 vs. Temple, WOI, 2018

Most QB Pressures, Game

1. Ben Humphreys	2 vs. Indiana, NEP, 2015
Deion Williams	2 vs. Indiana, NEP, 2015
Joe Giles-Harris	2 vs. No. Illinois, QL, 2017
4. Bob McDonough	1 vs. Oregon State, Rose, 1941
Carlos Wray	1 vs. Indiana, NEP, 2015
Michael Carter II	1 vs. No. Illinois, QL, 2017
Xander Gagnon	1 vs. No. Illinois, QL, 2017
Ben Humphreys	1 vs. No. Illinois, QL, 2017
Mike Ramsay	1 vs. No. Illinois, QL, 2017
Victor Dimukeje	1 vs. Temple, WOI, 2018

Most Blocked Kicks, Game

1. Tom Maloney	1 (punt) vs. So. California, Rose, 1938
Fred Yorke	1 (punt) vs. So. California, Rose, 1938
Dave Unser	1 (PAT) vs. Arkansas, Cotton, 1960
Doug Atkinson	1 (PAT) vs. Texas Tech, AA, 1989
Ray Farmer	1 (PAT) vs. Wisconsin, HOF, 1994
Tony Foster	1 (punt) vs. Cincinnati, Belk, 2012
Josh Snead	1 (punt) vs. Texas A&M, CFA, 2013

INDIVIDUAL CAREER BOWL GAME STATISTICS

Passing (Yards)

Name (Years)	G	C-A-I	Pct.	Yds	TD
Daniel Jones (2017-18)	2	57-81-2	.704	675	7
Anthony Boone (2012-13-14)	3	44-76-3	.579	620	5
Sean Renfree (2012)	1	37-49-2	.755	358	1
Spence Fischer (1994)	1	28-46-4	.609	314	0
Dave Brown (1989)	1	17-30-1	.567	268	3
Thomas Sirk (2014-15)	2	17-37-2	.459	163	1
Don Altman (1960)	1	13-16-0	.812	89	1
Jerry Barger (1954)	1	7-10-0	.700	82	2
Robert Rute (1941)	1	3-8-1	.375	71	0
Billy Ray (1989)	1	7-11-1	.636	69	0
Eric Tipton (1938)	1	5-13-2	.385	49	0
Tom Davis (1941-44)	2	3-9-3	.333	45	0
Robert Brodhead (1957)	1	4-6-1	.667	39	0
Cliff Lewis (1944)	1	4-8-1	.500	39	0
Pryor Millner (1957)	1	3-4-0	.750	33	0
Will Monday (2012-13-14-15)	4	1-2-0	.500	30	0
Quentin Harris (2017-18)	2	2-3-1	.667	17	0
Darryl Clements (1989)	1	1-1-0	1.000	12	0
Jamison Crowder (2012-13-14)	3	1-1-0	1.000	12	1
George Dutrow (1957)	1	1-1-0	1.000	4	0
Brandon Connette (2012-13)	2	1-1-0	1.000	2	1
Ernest Bass (1954)	1	0-1-0	.000	0	0
Sonny Jurgensen (1954)	1	0-1-0	.000	0	0
Bob Pascal (1954)	1	0-1-0	.000	0	0
Wray Carlton (1957)	1	0-1-0	.000	0	0
George Harris (1957)	1	0-1-1	.000	0	0
Walt Rappold (1960)	1	0-1-1	.000	0	0
Shaun Wilson (2014-15-17)	3	0-1-1	.000	0	0
Parker Boehme (2015-17)	2	0-1-0	.000	0	0

Rushing (Yards)

Name (Years)	G	Att.	Yards	Avg.	TD
Josh Snead (2012-13-14)	3	36	213	5.92	1
Shaun Wilson (2014-15-17)	3	29	186	6.41	2
Thomas Sirk (2014-15)	2	22	161	7.32	2
Tom Davis (1941-44)	2	41	152	3.71	2
Jela Duncan (2012-15)	2	23	146	6.35	0
Shaquille Powell (2012-13-14-15)	4	34	132	3.88	0
Steve Lach (1941)	1	12	124	10.33	1
George Clark (1944)	1	14	122	8.71	2
Juwan Thompson (2012-13)	2	15	122	8.13	0
Bob Pascal (1954)	1	9	92	10.22	1
Wray Carlton (1957)	1	15	83	5.53	0
Daniel Jones (2017-18)	2	22	80	3.64	2
George Dutrow (1957)	1	14	70	5.00	1
Robert Baldwin (1994)	1	21	70	3.33	2
Brittain Brown (2017-18)	2	18	60	3.33	2
Anthony Boone (2012-13-14)	3	11	56	5.09	1
Cliff Lewis (1944)	1	11	54	4.91	0
Eric Tipton (1938)	1	16	52	3.25	0
Nick McKeithan (1954)	1	9	50	5.56	1
Bryant Aldridge (1954)	1	11	47	4.27	0
Deon Jackson (2017-18)	2	14	47	3.36	0
Jack Wilson (1960)	1	13	43	3.31	0
Ed Rushton (1957)	1	10	37	3.70	0
Robert Fetsko (1957)	1	10	32	3.20	0
Randy Cuthbert (1989)	1	5	31	6.20	0
Gordon Carver (1944)	1	2	30	15.00	0
Leo Long (1941)	1	4	28	7.00	0
Dean Wright (1960)	1	9	26	2.89	0
Roger Boone (1989)	1	2	24	12.00	0
Quentin Harris (2017-18)	2	8	23	2.88	1
Worth Lutz (1954)	1	4	22	5.50	0
Ernest Bass (1954)	1	7	21	3.00	0
Jim LaRue (1944)	1	1	19	19.00	0
Sam Eberdt (1954)	1	5	19	3.80	1
Joel Arrington (1960)	1	5	19	3.80	0
Billy Ray (1989)	1	3	19	6.33	0
Gunnar Holmberg (2018)	1	1	19	19.00	0
Wes McAfee (1938)	1	2	18	9.00	0
Winston Siegfried (1941)	1	9	18	2.00	1
T.J. Rahming (2015-17-18)	3	2	17	8.50	0
Robert O'Mara (1938)	1	7	15	2.14	0
Spence Fischer (1994)	1	6	15	2.50	0

Jamison Crowder (2012-13-14)	3	2	15	7.50	0
Jerry Barger (1954)	1	5	14	2.80	0
Hal McElhaney (1957)	1	3	13	4.33	2
Brandon Connette (2012-13)	2	7	12	1.71	2
Jerry McGee (1957-60)	2	3	10	3.33	0
Fred Beasley (1954)	1	1	9	9.00	0
Sonny Jurgensen (1954)	1	3	9	3.00	0
George Harris (1957)	1	3	9	3.00	0
John David Lee (1957)	1	3	8	2.67	0
Mark Leggett (1960)	1	5	8	1.60	0
John Trinnell (1960)	1	5	8	1.60	0
Chris Brown (1989)	1	1	7	7.00	0
Elijah Deveaux (2018)	1	3	7	2.33	0
Bill Conner (1954)	1	2	6	3.00	0
Sean Renfree (2012)	1	2	6	3.00	0
Roger Robinson (1938)	1	1	5	5.00	0
Ed Post (1954)	1	2	5	2.50	0
William Murray (1954)	1	2	4	2.00	0
Walt Rappold (1960)	1	2	4	2.00	0
Mataeo Durant (2018)	1	3	4	1.33	0
Lee Spears (1944)	1	5	3	0.60	0
Griffin Carter (2018)	1	2	3	1.50	0
Ryan Wolitzer (2018)	1	1	3	3.00	0
Leonard Darnell (1938)	1	1	2	2.00	0
Robert Rute (1941)	1	2	2	1.00	0
Floyd Bell (1957)	1	1	2	2.00	0
Richard Cutler (1957)	1	2	2	1.00	0
Phil Dupler (1957)	1	1	0	0.00	0
Dave Burch (1960)	1	1	0	0.00	0
David Lowman (1994)	1	1	0	0.00	0
T.C. White (1994)	1	1	0	0.00	0
Clarke Jones (1944)	1	1	-1	-1.00	0
Bernie Blaney (1954)	1	5	-1	-1.00	0
Don Altman (1960)	1	1	-1	-1.00	0
Randy Jones (1989)	1	1	-2	-2.00	0
Mike Verona (1989)	1	1	-4	-4.00	0
George McAfee (1938)	1	2	-5	-2.50	0
Clifford Haggerty (1944)	1	1	-5	-5.00	0
Bob Spangler (1938)	1	2	-8	-4.00	0
Dave Brown (1989)	1	4	-10	-2.50	0
Robert Brodhead (1957)	1	6	-11	-1.83	0
James Smith (1941)	1	1	-12	-12.00	0
Andrew Cottingham (1957)	1	1	-12	-12.00	0

Receiving (Receptions)

Name (Years)	G	No.	Yards	Avg.	TD
Jamison Crowder (2012-13-14)	3	25	314	12.56	1
T.J. Rahming (2015-17-18)	3	19	251	13.21	3
Bill Khayat (1994)	1	11	109	9.91	0
Conner Vernon (2012)	1	10	119	11.90	1
Daniel Helm (2017-18)	2	9	96	10.67	0
Tee Moorman (1960)	1	8	44	5.50	1
Issac Blakeney (2012-13-14)	3	8	87	10.88	1
Braxton Deaver (2013-15)	2	8	131	16.38	1
Chris Taylor (2015-17-18)	3	8	104	13.00	1
Johnathan Lloyd (2015-17-18)	3	7	50	7.14	0
Clarkston Hines (1989)	1	6	112	18.67	0
Jon Jensen (1994)	1	6	97	16.17	0
Jela Duncan (2012-15)	2	6	31	5.17	0
Shaquille Powell (2012-13-14-15)	4	6	69	11.50	1
Shaun Wilson (2014-15-17)	3	6	37	6.17	1
Dave Colonna (1989)	1	5	63	12.60	2
Desmond Scott (2012)	1	5	60	12.00	0
Max McCaffrey (2012-13-14-15)	4	5	41	8.20	0
Davis Koppenhaver (2017-18)	2	5	39	7.80	1
Bob Gantt (1941)	1	4	91	22.75	0
Randy Cuthbert (1989)	1	4	49	12.25	0
Brandon Connette (2012-13)	2	4	31	7.75	0
Josh Snead (2012-13-14)	3	4	26	6.50	1
Johnell Barnes (2013-14)	2	4	92	23.00	1
George McAfee (1938)	1	3	39	13.00	0
Gordon Carver (1944)	1	3	34	11.33	0
Sonny Sorrell (1954)	1	3	54	18.00	1
Bert Lattimore (1957)	1	3	33	11.00	0
Jack Wilson (1960)	1	3	28	9.33	0
Walter Jones (1989)	1	3	46	15.33	0

John Farquhar (1994)	1	3	41	13.67	0
Corey Thomas (1994)	1	3	30	10.00	0
Juwan Thompson (2012-13)	2	3	53	17.67	0
Brandon Braxton (2012-13)	2	3	17	5.67	0
David Reeves (2012-13-14-15)	4	3	29	9.67	2
Bob Spangler (1938)	1	2	10	5.00	0
Bud Zuberer (1989)	1	2	47	23.50	1
Roger Boone (1989)	1	2	9	4.50	0
Dominique Flemming (1994)	1	2	13	6.50	0
Brittain Brown (2017-18)	1	2	3	1.50	0
Deon Jackson (2017-18)	2	2	7	3.50	0
Tom Davis (1941-44)	2	1	-1	-1.00	0
James Smith (1941)	1	1	18	18.00	0
Harold Raether (1944)	1	1	13	13.00	0
Bryant Aldridge (1954)	1	1	10	10.00	0
Ernest Bass (1954)	1	1	5	5.00	0
Bernie Blaney (1954)	1	1	11	11.00	0
Jerry Kocourek (1954)	1	1	2	2.00	1
Wray Carlton (1957)	1	1	4	4.00	0
George Dutrow (1957)	1	1	19	19.00	0
Robert Fetsko (1957)	1	1	-10	-10.00	0
Hal McElhaney (1957)	1	1	17	17.00	0
John Thompson (1957)	1	1	13	13.00	0
Bob Spada (1960)	1	1	6	6.00	0
Dean Wright (1960)	1	1	11	11.00	0
Chris Brown (1989)	1	1	9	9.00	0
Marc Mays (1989)	1	1	2	2.00	0
Billy Ray (1989)	1	1	12	12.00	0
Robert Baldwin (1994)	1	1	9	9.00	0
David Lowman (1994)	1	1	10	10.00	0
Joe Opalenick (1994)	1	1	5	5.00	0
Erich Schneider (2013-14-15)	3	1	17	17.00	0
Anthony Nash (2014-15)	2	1	4	4.00	0
Quentin Harris (2017-18)	2	1	24	24.00	0
Noah Gray (2017-18)	2	1	6	6.00	0
Daniel Jones (2017-18)	2	1	6	6.00	0
Aaron Young (2017)	1	1	6	6.00	0
Diamond Philyaw-Johnson (2018)	1	1	20	20.00	0
Jake Bobo (2018)	1	1	7	7.00	1

Total Offense (Yards)

Name (Years)	G	Plays	Rush	Pass	Total
Daniel Jones (2017-18)	2	103	80	675	755
Anthony Boone (2012-13-14)	3	87	56	620	676
Sean Renfree (2012)	1	51	6	358	364
Spence Fischer (1994)	1	52	15	314	329
Thomas Sirk (2014-15)	2	59	161	163	324
Dave Brown (1989)	1	34	-10	268	258
Josh Snead (2012-13-14)	3	36	213	0	213
Tom Davis (1941-44)	2	50	152	45	197
Shaun Wilson (2014-15-17)	3	30	186	0	186
Jela Duncan (2012-15)	2	23	146	0	146
Shaquille Powell (2012-13-14-15)	4	34	132	0	132
Steve Lach (1941)	1	12	124	0	124
George Clark (1944)	1	14	122	0	122
Juwan Thompson (2012-13)	2	15	122	0	122
Eric Tipton (1938)	1	29	52	49	101
Jerry Barger (1954)	1	15	14	82	96
Cliff Lewis (1944)	1	19	54	39	93
Bob Pascal (1954)	1	10	92	0	92
Don Altman (1960)	1	17	-1	89	88
Billy Ray (1989)	1	14	19	69	88
Wray Carlton (1957)	1	16	83	0	83
George Dutrow (1957)	1	15	70	4	74
Robert Rute (1941)	1	10	2	71	73
Robert Baldwin (1994)	1	21	70	0	70
Brittain Brown (2017-18)	2	18	60	0	60
Nick McKeithan (1954)	1	9	50	0	50
Bryant Aldridge (1954)	1	11	47	0	47
Deon Jackson (2017-18)	2	14	47	0	47
Jack Wilson (1960)	1	13	43	0	43
Quentin Harris (2017-18)	2	11	23	17	40
Ed Rushton (1957)	1	10	37	0	37
Pryor Millner (1957)	1	4	0	33	33

Gordon Carver (1944)	1	2	30	0	30
Will Monday (2012-13-14-15)	4	2	0	30	30
Leo Long (1941)	1	4	28	0	28
Robert Brodhead (1957)	1	12	-11	39	28
Jamison Crowder (2012-13-14)	3	3	15	12	27
Dean Wright (1960)	1	9	26	0	26
Roger Boone (1989)	1	2	24	0	24
Worth Lutz (1954)	1	4	22	0	22
Ernest Bass (1954)	1	8	21	0	21
Jim LaRue (1944)	1	1	19	0	19
Sam Eberdt (1954)	1	5	19	0	19
Joel Arrington (1960)	1	5	19	0	19
Gunnar Holmberg (2018)	1	1	19	0	19
Wes McAfee (1938)	1	2	18	0	18
Winston Siegfried (1941)	1	9	18	0	18
T.J.Rahming (2015-17-18)	3	2	17	0	17
Robert O'Mara (1938)	1	7	15	0	15
Brandon Connette (2012-13)	2	8	12	2	14
Hal McElhanev (1957)	1	3	13	0	13
Darryl Clements (1989)	1	1	0	12	12
Jerry McGee (1957-60)	2	3	10	0	10
Fred Beasley (1954)	1	1	9	0	9
Sonny Jurgensen (1954)	1	4	9	0	9
George Harris (1957)	1	4	9	0	9
John David Lee (1957)	1	3	8	0	8
Mark Leggett (1960)	1	5	8	0	8
John Trinnell (1960)	1	5	8	0	8
Chris Brown (1989)	1	1	7	0	7
Elijah Deveaux (2018)	1	3	7	0	7
Bill Conner (1954)	1	2	6	0	6
Roger Robinson (1938)	1	1	5	0	5
Ed Post (1954)	1	2	5	0	5
William Murray (1954)	1	2	4	0	4
Walt Rappold (1960)	1	3	4	0	4
Mataeo Durant (2018)	1	3	4	0	4
Lee Spears (1944)	1	5	3	0	3
Griffin Carter (2018)	1	2	3	0	3
Ryan Woltzter (2018)	1	1	3	0	3
Leonard Darnell (1938)	1	1	2	0	2
Floyd Bell (1957)	1	1	2	0	2
Richard Cutler (1957)	1	2	2	0	2
Phil Dupler (1957)	1	1	0	0	0
Dave Burch (1960)	1	1	0	0	0
Clarke Jones (1944)	1	1	-1	0	-1
Bernie Blaney (1954)	1	5	-1	0	-1
Randy Jones (1989)	1	1	-2	0	-2
Mike Verona (1989)	1	1	-4	0	-4
George McAfee (1938)	1	2	-5	0	-5
Clifford Haggerty (1944)	1	1	-5	0	-5
Bob Spangler (1938)	1	2	-8	0	-8
James Smith (1941)	1	1	-12	0	-12
Andrew Cottingham (1957)	1	1	-12	0	-12

All-Purpose Yards

Name (Years)	G	Ru	Re	PR	KR	Tot
Jamison Crowder (2012-13-14)	3	15	314	113	21	463
Shaun Wilson (2014-15-17)	3	186	37	0	183	406
T.J. Rahming (2015-17-18)	3	17	351	32	0	400
Tom Davis (1941-44)	2	152	-1	5	147	303
Josh Snead (2012-13-14)	3	213	26	15	0	254
Shaquille Powell (2012-13-14-15)	4	132	69	0	0	201
DeVon Edwards (2013-14-15)	3	0	0	0	187	187
Jela Duncan (2012-15)	2	146	31	0	0	177
Juwan Thompson (2012-13)	2	122	53	0	0	175
George Clark (1944)	1	122	0	7	44	173
Thomas Sirk (2014-15)	2	161	0	0	0	161
Desmond Scott (2012)	1	0	60	0	75	135
Braxton Deaver (2013-15)	2	0	131	0	0	131
Steve Lach (1941)	1	124	0	0	0	124
Conner Vernon (2012)	1	0	119	0	0	119
Deon Jackson (2017-18)	2	47	7	0	59	113
Clarkston Hines (1989)	1	0	112	0	0	112
Johnell Barnes (2013-14)	2	0	92	0	20	112
Bill Khayat (1994)	1	0	109	0	0	109
Wray Carlton (1957)	1	83	4	0	21	108
Daniel Helm (2017-18)	2	0	96	0	9	105
Chris Taylor (2015-17-18)	3	0	104	0	0	104
Jon Jensen (1994)	1	0	97	0	0	97

Bob Pascal (1954)	1	92	0	0	0	92
Bob Gantt (1941)	1	0	91	0	0	91
George Dutrow (1957)	1	70	19	0	0	89
Issac Blakeney (2012-13-14)	3	0	87	0	0	87
Daniel Jones (2017-18)	2	80	6	0	0	86
Leo Long (1941)	1	28	0	0	57	85
Bryant Aldridge (1954)	1	47	10	0	20	80
Randy Cuthbert (1989)	1	31	49	0	0	80
Robert Baldwin (1994)	1	70	9	0	0	79
Cliff Lewis (1944)	1	54	0	24	0	78
Nick McKeithan (1954)	1	50	0	0	0	75
George McAfee (1938)	1	-5	39	38	0	72
Jack Wilson (1960)	1	43	28	0	0	71
Sonny Sorrell (1954)	1	0	54	0	14	68
Eric Tipton (1938)	1	52	0	15	0	67
Gordon Carver (1944)	1	30	34	0	0	64
Quinton McCracken (1989)	1	0	0	0	64	64
Dave Colonna (1989)	1	0	63	0	0	63
Ed Rushton (1957)	1	37	0	0	23	60
Hal McElhanev (1957-60)	1	13	17	0	15	57
Anthony Boone (2012-13-14)	3	56	0	0	0	56
Bob Spangler (1938)	1	-8	10	31	21	54
Johnathan Lloyd (2015-17-18)	3	0	50	0	0	50
Bud Zuberer (1989)	1	0	47	0	0	47
Quentin Harris (2017-18)	2	23	24	0	0	47
Walter Jones (1989)	1	0	46	0	0	46
Tee Moorman (1960)	1	0	44	0	0	44
Brittain Brown (2017)	1	41	3	0	0	44
Brandon Connette (2012-13)	2	12	31	0	0	43
John Farquhar (1994)	1	0	41	0	0	41
Max McCaffrey (2012-13-14-15)	4	0	41	0	0	41
Robert Fetsko (1957)	1	32	-10	17	0	39
Randy Jones (1989)	1	-2	0	0	41	39
Davis Koppenhaver (2017-18)	2	0	39	0	0	39
Dean Wright (1960)	1	26	11	0	0	37
Tijan Redmon (1994)	1	0	0	0	34	34
Bert Lattimore (1957)	1	0	33	0	0	33
Roger Boone (1989)	1	24	9	0	0	33
John David Lee (1957)	1	8	0	0	23	31
Billy Ray (1989)	1	19	12	0	0	31
Corey Thomas (1994)	1	0	30	0	0	30
David Reeves (2012-13-14-15)	4	0	29	0	0	29
Adam Geis (1994)	1	0	0	0	27	27
Ernest Bass (1954)	1	21	5	0	0	26
Tony Foster (2012)	1	0	0	26	0	26
Dan Hill (1938)	1	0	0	0	0	25
Mark Leggett (1960)	1	8	0	0	17	25
Worth Lutz (1954)	1	22	0	0	0	22
Robert Brodhead (1957)	1	-11	0	11	21	21
Buddy Bell (1957)	1	2	0	0	18	20
Damond Philyaw-Johnson (2018)	1	0	20	0	0	20
Jim LaRue (1944)	1	19	0	0	0	19
Sam Eberdt (1954)	1	19	0	0	0	19
Joel Arrington (1960)	1	19	0	0	0	19
Gunnar Holmberg (2018)	1	19	0	0	0	19
Wes McAfee (1938)	1	18	0	0	0	18
Winston Siegfried (1941)	1	18	0	0	0	18
George Bokinsky (1941)	1	0	0	0	0	17
Robert Rute (1941)	1	2	0	15	0	17
Bernie Blaney (1954)	1	-1	11	7	0	17
Brandon Braxton (2012)	1	0	17	0	0	17
Erich Schneider (2012-14-15)	3	0	17	0	0	17
Chris Brown (1989)	1	7	9	0	0	16
Ryan Smith (2015)	1	0	0	16	0	16
Robert O'Mara (1938)	1	15	0	0	0	15
Bob Spada (1960)	1	0	6	0	9	15
Spence Fischer (1994)	1	15	0	0	0	15
Paul Stephanz (1944)	1	0	0	0	14	14
Jerry Barger (1954)	1	14	0	0	0	14
Corey Gattis (2012)	1	0	0	0	14	14
Patrick Kurunwune (2012)	1	0	0	0	14	14
Harold Raether (1944)	1	0	13	0	0	13
John Thompson (1957)	1	0	13	0	0	13
Dominique Fleming (1994)	1	0	13	0	0	13
Fred Yorke (1938)	1	0	0	11	0	11
Butch Allie (1960)	1	0	0	0	0	11
Jerry McGee (1957-60)	2	10	0	0	0	10
David Lowman (1994)	1	0	10	0	0	10
Bill Bailey (1938)	1	0	0	0	9	9

Fred Beasley (1954)	1	9	0	0	0	9
Sonny Jurgensen (1954)	1	9	0	0	0	9
George Harris (1957)	1	9	0	0	0	9
Don Altman (1960)	1	-1	0	9	0	8
John Tinnell (1960)	1	8	0	0	0	8
Brandon Feastser (2017-18)	2	0	0	0	0	8
Jake Bobo (2018)	1	0	7	0	0	7
Elijah Deveaux (2018)	1	7	0	0	0	7
James Smith (1941)	1	-12	18	0	0	6
Bill Conner (1954)	1	6	0	0	0	6
Sean Renfree (2012)	1	6	0	0	0	6
Aaron Young (2017)	1	0	6	0	0	6
Noah Gray (2017-18)	2	0	6	0	0	6
Roger Robinson (1938)	1	5	0	0	0	5
Ed Post (1954)	1	5	0	0	0	5
Joe Opalenick (1994)	1	0	5	0	0	5
William Murray (1954)	1	4	0	0	0	4
Walt Rappold (1960)	1	4	0	0	0	4
Anthony Nash (2014-15)	2	0	4	0	0	4
Mataeo Durant (2018)	1	4	0	0	0	4
Tom Maloney (1938)	1	0	0	3	0	3
Lee Spears (1944)	1	3	0	0	0	3
Griffin Carter (2018)	1	3	0	0	0	3
Ryan Woltzter (2018)	1	3	0	0	0	3
Leonard Darnell (1938)	1	2	0	0	0	2
Jerry Kocourek (1954)	1	0	2	0	0	2
Richard Cutler (1957)	1	2	0	0	0	2
Marc Mays (1989)	1	0	2	0	0	2
Billy Granville (1994)	1	0	0	0	0	2
Dwayne Norman (2012-13-14-15)	4	0	0	0	0	2
Clarke Jones (1944)	1	-1	0	0	0	-1
Mike Verona (1989)	1	-4	0	0	0	-4
Clifford Haggerty (1944)	1	-5	0	0	0	-5
Dave Brown (1989)	1	-10	0	0	0	-10
Andrew Cottingham (1957)	1	-12	0	0	0	-12

^ Interception return yardage included

Punt Returns

Name (Years)	G	Att.	Yards	Avg.	TD
Bob Spangler (1938)	1	4	31	7.75	0
Jamison Crowder (2012-13-14)	3	4	113	28.25	1
T.J. Rahming (2015-17-18)	3	4	32	8.00	0
Ryan Smith (2015)	1	3	16	5.33	0
George McAfee (1938)	1	2	38	19.00	0
Eric Tipton (1938)	1	2	15	7.50	0
Cliff Lewis (1944)	1	2	24	12.00	0
Don Altman (1960)	1	2	9	4.50	0
Tom Maloney (1938)	1	1	3	3.00	0
Fred Yorke (1938)	1	1	11	11.00	0
Tom Davis (1941-44)	2	1	5	5.00	0
Robert Rute (1941)	1	1	15	15.00	0
George Clark (1944)	1	1	7	7.00	0
Bernie Blaney (1954)	1	1	7	7.00	0
Bill Conner (1954)	1	1	0	0.00	0
Sonny Jurgensen (1954)	1	1	0	0.00	0
Robert Brodhead (1957)	1	1	11	11.00	0
Robert Fetsko (1957)	1	1	17	17.00	0
Roger Boone (1989)	1	1	0	0.00	0
Tony Foster (2012)	1	1	26	26.00	1
Josh Snead (2012-13-14)	3	1	15	15.00	0

Kickoff Returns

Name (Years)	G	No.	Yards	Avg.	TD
DeVon Edwards (2013-14-15)	3	8	187	23.38	0
Tom Davis (1941-44)	2	6	147	24.50	0

Paul Stephanz (1944)	1	1	14	14.00	0
Sonny Sorrell (1954)	1	1	14	14.00	0
Ed Rushton (1957)	1	1	23	23.00	0
Robert Brodhead (1957)	1	1	21	21.00	0
Wray Carlton (1957)	1	1	21	21.00	0
Floyd Bell (1957)	1	1	18	18.00	0
Hal McElhanev (1957)	1	1	15	15.00	0
Mark Leggett (1960)	1	1	17	17.00	0
Bob Spada (1960)	1	1	9	9.00	0
Corey Gattis (2012)	1	1	14	14.00	0
Patrick Kurunwune (2012)	1	1	14	14.00	0
Jamison Crowder (2012-13-14)	3	1	21	21.00	0
Johnell Barnes (2013-14)	2	1	20	20.00	0
Braxton Deaver (2013-15)	2	1	0	0.00	0
Daniel Helm (2017-18)	2	1	9	9.00	0

Tackles

Name (Years)	G	Solo	Ast.	Total
DeVon Edwards (2013-14-15)	3	20	11	31
Deondre Singleton (2013-14-15)	3	13	11	24
David Helton (2012-13-14)	3	13	8	21
Ben Humphreys (2015-17)	2	9	8	17
Ross Cockrell (2012-13)	2	13	1	14
Dwight Bumgarner (1960)	1	4	9	13
Dwayne Norman (2012-13-14-15)	4	7	6	13
Carlos Wray (2012-13-14-15)	4	5	7	12
Jeremy Cash (2013-14)	2	7	5	12
Kyler Brown (2012-13-14-15)	4	2	9	11
C.J. France (2012-13-14)	3	4	7	11
Erwin Sampson (1989)	1	8	2	10
Brandon Pollock (1994)	1	9	1	10
Dylan Singleton (2017)	1	9	1	10
Roy Hord (1954-57)	2	5	4	9
Jean Berry (1960)	1	1	8	9
Art Browning (1960)	1	1	8	9
Ray Farmer (1994)	1	8	1	9
Brandon Hill (2017-18)	2	4	5	9
Jerry McGee (1957-60)	2	0	8	8
Art Gregory (1960)	1	1	7	8
Chris Rising (1989)	1	8	0	8
Justin Foxx (2012-13)	2	3	5	8
Kelby Brown (2013)	1	6	2	8
Bryon Fields Jr. (2013-14-17)	3	6	2	8
Alonzo Saxton II (2015-17)	2	4	4	8
Joe Giles-Harris (2017)	1	3	5	8
Leonard Johnson (2018)	1	5	3	8
Damani Neal (2018)	1	7	1	8
Dave Unser (1960)	1	1	6	7
George Edwards (1989)	1	4	3	7
John Howell (1989)	1	6	1	7
Derrick Jackson (1989)	1	6	1	7
Walt Canty (2012)	1	2	5	7
Breon Borders (2013-14-15)	3	6	1	7
A.J. Wolf (2013-14-15)	3	4	3	7
Koby Quansah (2017-18)	2	6	1	7
Lummie Young IV (2018)	1	6	1	7
Hal McElhanev (1957)	1	4	2	6
Bill Recinella (1957)	1	5	1	6
Tom Topping (1957)	1	3	3	6
Tom Corpus (1989)	1	5	1	6
Scott Youmans (1989)	1	5	1	6
Billy Granville (1994)	1	4	2	6
James Kirkland (1994)	1	6	0	6
Jordan DeWalt-Ondjio (2012-13-14)	3	4	2	6
Shaquille Powell (2012-13-14-15)	4	2	4	6
Corbin McCarthy (2013-14-15)	3	4	2	6
Mike Ramsay (2014-15-17)	3	0	6	6
Phillip Carter (2015)	1	5	1	6
Brandon Feamster (2017-18)	2	5	1	6
Drew Jordan (2017-18)	2	5	1	6
Wade Byrd (1957)	1	1	4	5
George Dutrow (1957)	1	3	2	5
Mike McGee (1957)	1	1	4	5
Bill Thompson (1957)	1	1	4	5
Carlos Bagley (1994)	1	4	1	5
Anthony Young-Wiseman (2012)	1	2	3	5
Marquis Waters (2017-18)	2	4	1	5
Josh Blackwell (2018)	1	4	1	5

Tom Davis (1941-44)	2	4	0	4
Bryant Aldridge (1954)	1	2	2	4
Wray Carlton (1957)	1	2	2	4
Zaid Abdul-Aleem (1994)	1	4	0	4
Tee Edwards (1994)	1	4	0	4
Jamal Ellis (1994)	1	4	0	4
Deion Williams (2012-13-14-15)	4	3	1	4
Mark Gilbert (2017)	1	3	1	4
Trevon McSwain (2017-18)	2	3	1	4
Mike Karmazin (1941)	1	1	2	3
Ronnie Falls (1954)	1	2	1	3
Tracy Moon (1954)	1	1	2	3
Ralph Torrance (1954)	1	2	1	3
James Culp (1957)	1	1	2	3
Pryor Millner (1957)	1	2	1	3
Butch Allie (1960)	1	0	3	3
Dave Bosson (1960)	1	0	3	3
Tee Mooman (1960)	1	0	3	3
Bob Spada (1960)	1	3	0	3
Joe Wuchina (1960)	1	1	2	3
Doug Kley (1989)	1	3	0	3
Quinton McCracken (1989)	1	3	0	3
Wyatt Smith (1989)	1	2	1	3
Bernard Holsey (1994)	1	3	0	3
John Zuanich (1994)	1	3	0	3
Brandon Braxton (2012)	1	1	2	3
Jordon Byas (2012)	1	3	0	3
Kenny Anunike (2012-13)	2	2	1	3
Jamal Bruce (2012-13-14)	3	2	1	3
Edgar Cereno (2015-17)	2	2	1	3
Michael Carter II (2017-18)	2	2	1	3
Derrick Tangelo (2017-18)	2	2	1	3
Robert Alabaster (1938)	1	2	0	2
Leonard Darnell (1938)	1	2	0	2
Tom Maloney (1938)	1	2	0	2
Eric Tipton (1938)	1	2	0	2
Steve Lach (1941)	1	1	1	2
Winston Siegfried (1941)	1	2	0	2
James Smith (1941)	1	1	1	2
Fred Hardison (1944)	1	2	0	2
Robert Benson (1954)	1	1	1	2
Bernie Blaney (1954)	1	0	2	2
Daniel Cox (1954)	1	2	0	2
San Eberdt (1954)	1	1	1	2
W.D. Fesperman (1954)	1	1	1	2
Charlie Klingler (1954)	1	0	2	2
Doug Knotts (1954)	1	1	1	2
Jerry Kocourek (1954)	1	1	1	2
Johnny Palmer (1954)	1	0	2	2
Sonny Sorrell (1954)	1	1	1	2
George Atherholt (1957)	1	0	2	2
Robert Fetsko (1957)	1	2	0	2
Buzz Guy (1957)	1	1	1	2
Bert Lattimore (1957)	1	2	0	2
Dave Burch (1960)	1	0	2	2
Roderick Kotchin (1960)	1	0	2	2
Mark Leggett (1960)	1	1	1	2
John Tinnell (1960)	1	1	1	2
Mark Allen (1989)	1	1	1	2
Rodney Dickerson (1989)	1	2	0	2
Keith DuBose (1989)	1	2	0	2
Randy Sally (1989)	1	2	0	2
David Hawkins (1994)	1	1	1	2
J.D. Lewis (1994)	1	2	0	2
Tijan Redmon (1994)	1	2	0	2
Jonathan Jones (2012-13-14)	3	1	1	2
Sydney Sarmiento (2012-13)	2	2	0	2
Jamal Wallace (2012-14)	2	2	0	2
Christian Conway (2013-14)	2	0	2	2
Quaven Ferguson (2017)	1	1	1	2
Victor Dimukeje (2017-18)	2	2	0	2
Tre Hornbuckle (2017-18)	2	0	2	2
Javon Jackson (2017-18)	2	2	0	2
Willard Eaves (1938)	1	1	0	1
Dan Hill (1938)	1	1	0	1
Allen Johnson (1938)	1	1	0	1
Mack Johnston (1938)	1	1	0	1
Frank Ribar (1938)	1	1	0	1
Alex Winterson (1938)	1	1	0	1

Bob Barnett (1941)	1	0	1	1
Bob McDonough (1941)	1	0	1	1
Alex Piasecky (1941)	1	1	0	1
George Clark (1944)	1	1	0	1
Reese Harry (1944)	1	1	0	1
Jesse Birchfield (1954)	1	1	0	1
Fred Campbell (1954)	1	0	1	1
Sidney Deloatch (1954)	1	1	0	1
Sonny Jurgensen (1954)	1	1	0	1
Milt Konicek (1954)	1	1	0	1
Jim Nelson (1954)	1	1	0	1
Riley Stallings (1954)	1	1	0	1
Jim Bartal (1957)	1	0	1	1
Robert Brodhead (1957)	1	0	1	1
Andy Cottingham (1957)	1	1	0	1
Jim Gardner (1957)	1	1	0	1
Jim Harris (1957)	1	0	1	1
Bill Hoch (1957)	1	1	0	1
Dave Hurm (1957)	1	1	0	1
James Keyser III (1957)	1	0	1	1
John Kersey (1957)	1	1	0	1
Ted Royal (1957)	1	0	1	1
Paul Bengel (1960)	1	0	1	1
Bob Garda (1960)	1	1	0	1
Walt Rappold (1960)	1	0	1	1
Pete Widener (1960)	1	0	1	1
Jack Wilson (1960)	1	0	1	1
Keith Ewell (1989)	1	1	0	1
Mike Urso (1989)	1	1	0	1
Dave Clark (1989)	1	1	0	1
Darrell Spells (1989)	1	1	0	1
Eric Volk (1989)	1	1	0	1
Gregg McConnell (1989)	1	1	0	1
Doug Atkinson (1989)	1	0	1	1
Charles London (1994)	1	1	0	1
LeVance McQueen (1994)	1	1	0	1
Bill Khayat (1994)	1	1	0	1
Tony Foster (2012)	1	0	1	1
Austin Gamble (2012)	1	1	0	1
Brandon Connette (2012-13)	2	1	0	1
Garett Patterson (2012-13)	2	0	1	1
Britton Grier (2012-15)	2	0	1	1
Juwan Thompson (2012-13)	2	1	0	1
Dezmond Johnson (2012-13-14)	3	0	1	1
Ross Martin (2012-13-14-15)	4	0	1	1
Keilinn Rayner (2013)	1	1	0	1
Matt Skura (2013-14-15)	3	1	0	1
Joseph Ajeigbe (2014)	1	0	1	1
Terrance Aills (2014)	1	1	0	1
Casey Blaser (2014-15)	2	1	0	1
Everett Edwards (2014-15)	2	0	1	1
Shaun Wilson (2014-15-17)	3	0	1	1
Zach Boden (2017)	1	0	1	1
Jack Driggers (2017)	1	1	0	1
Brittain Brown (2017-18)	2	1	0	1
Keyston Fuller (2017-18)	2	1	0	1
Scott Jones (2018)	1	1	0	1
Jeremiah Lewis (2018)	1	1	0	1
AJ Reed (2018)	1	1	0	1
Chris Rumph II (2018)	1	0	1	1
Noah Waddell (2018)	1	1	0	1
Antone Williams (2018)	1	1	0	1

Tackles For Loss

Name (Years)	G	TFL	Yards
John Howell (1989)	1	3.0	14
Tom Maloney (1938)	1	2.0	11
Mike Karmazin (1941)	1	2.0	9
James Smith (1941)	1	1.5	9
Kelby Brown (2013)	1	1.5	6
Jeremy Cash (2013-14)	2	1.5	2
Michael Carter II (2017-18)	2	1.5	5
Robert Alabaster (1938)	1	1.0	2
Leonard Darnell (1938)	1	1.0	4
Mack Johnston (1938)	1	1.0	4
Frank Ribar (1938)	1	1.0	2
Eric Tipton (1938)	1	1.0	7
Tom Davis (1941-44)	2	1.0	2
Alex Piasecky (1941)	1	1.0	13
Fred Hardison (1944)	1	1.0	15
Reece Harry (1944)	1	1.0	5
Fred Hardison (1947)	1	1.0	15
Robert Benson (1954)	1	1.0	11
Roy Hord (1954-57)	2	1.0	3
Jerry Kocourek (1954)	1	1.0	2
Jim Nelson (1954)	1	1.0	2
Robert Fetsko (1957)	1	1.0	4
Bert Lattimore (1957)	1	1.0	11
Dwight Bumgarner (1960)	1	1.0	6
Art Gregory (1960)	1	1.0	1
Mark Allen (1989)	1	1.0	1
Tom Corpus (1989)	1	1.0	7
Doug Kley (1989)	1	1.0	7
Chris Rising (1989)	1	1.0	1
Randy Sally (1989)	1	1.0	7
LeVance McQueen (1994)	1	1.0	7
Jordon Byas (2012)	1	1.0	1
Walt Canty (2012)	1	1.0	5
Anthony Young-Wiseman (2012)	1	1.0	4
Justin Foxx (2012-13)	2	1.0	8
Jordan DeWalt-Ondijo (2012-13-14)	3	1.0	9
Jamal Bruce (2012-13-14)	3	1.0	1
Breon Borders (2013-14-15)	3	1.0	2
DeVon Edwards (2013-14-15)	3	1.0	12
A.J. Wolf (2013-14-15)	3	1.0	1
Phillip Carter (2015)	1	1.0	2
Alonzo Saxton II (2015-17)	2	1.0	2
Mark Gilbert (2017)	1	1.0	11
Joe Giles-Harris (2017)	1	1.0	2
Dylan Singleton (2017)	1	1.0	4
Victor Dimukeje (2017-18)	2	1.0	10
Brandon Feamster (2017-18)	2	1.0	2
Drew Jordan (2017-18)	2	1.0	9
Trevon McSwain (2017-18)	2	1.0	9
Koby Quansah (2017-18)	2	1.0	1
Derrick Tangelo (2017-18)	2	1.0	9
Leonard Johnson (2018)	1	1.0	2
Damani Neal (2018)	1	1.0	1
Bob McDonough (1941)	1	0.5	1
Bernie Blaney (1954)	1	0.5	1
Charlie Klinger (1954)	1	0.5	2
Tracy Moon (1954)	1	0.5	2
Mike McGee (1957)	1	0.5	1
Jerry McGee (1957-60)	2	0.5	1
Joe Wuchina (1960)	1	0.5	0
Britton Grier (2012-15)	2	0.5	0
Carlos Wray (2012-13-14-15)	4	0.5	1
Ben Humphreys (2015-17)	2	0.5	0

Sacks

Name (Years)	G	Sacks	Yards
John Howell (1989)	1	2.0	13
Tom Maloney (1938)	1	1.0	6
Fred Hardison (1944)	1	1.0	15
Robert Benson (1954)	1	1.0	11
Dwight Bumgarner (1960)	1	1.0	6
Tom Corpus (1989)	1	1.0	7
Randy Sally (1989)	1	1.0	7
LeVance McQueen (1994)	1	1.0	7

Anthony Young-Wiseman (2012)	1	1.0	4
Justin Foxx (2012-13)	2	1.0	8
Jordan DeWalt-Ondijo (2012-13-14)	3	1.0	9
DeVon Edwards (2013-14-15)	3	1.0	12
Victor Dimukeje (2017-18)	1	1.0	10
Drew Jordan (2017-18)	1	1.0	9
Trevon McSwain (2017-18)	2	1.0	9
Derrick Tangelo (2017-18)	2	1.0	9
Damani Neal (2018)	1	1.0	1
Charlie Klinger (1954)	1	0.5	2
Roy Hord (1954-57)	2	0.5	2

Pass Breakups

Name (Years)	G	PBU
Josh Blackwell (2018)	1	4
Robert Brodhead (1957)	1	2
Jack Wilson (1960)	1	2
Quinton McCracken (1989)	1	2
Ross Cockrell (2012-13)	2	2
Breon Borders (2013-14-15)	3	2
DeVon Edwards (2013-14-15)	3	2
Mark Gilbert (2017)	1	2
Javon Jackson (2017-18)	2	2
Dan Hill (1938)	1	1
Tom Davis (1941-44)	2	1
Tommy Prothro (1941)	1	1
Winston Siegfried (1941)	1	1
Jerry Barger (1954)	1	1
Bernie Blaney (1954)	1	1
Sonny Jurgensen (1954)	1	1
Dave Hurm (1957)	1	1
Don Altman (1960)	1	1
Ray Farmer (1994)	1	1
Walt Canty (2012)	1	1
Tony Foster (2012)	1	1
Deondre Singleton (2013-14-15)	3	1
Everett Edwards (2014-15)	2	1
Michael Carter II (2017-18)	2	1
Brandon Feamster (2017-18)	2	1
Antone Williams (2018)	1	1

QB Pressures

Name (Years)	G	QBP
Ben Humphreys (2015-17)	2	3
Deion Williams (2012-13-14-15)	4	2
Joe Giles-Harris (2017)	1	2
Bob McDonough (1941)	1	1
Carlos Wray (2012-13-14-15)	4	1
Mike Ramsay (2014-15-17)	3	1
Michael Carter II (2017-18)	2	1
Victor Dimukeje (2017-18)	2	1
Xander Gagnon (2017)	1	1

Caused Fumbles

Name (Years)	G	CF
Dave Unser (1960)	1	1
Tee Edwards (1994)	1	1
LeVance McQueen (1994)	1	1
Jordan DeWalt-Ondijo (2012-13-14)	3	1
Shaquille Powell (2012-13-14-15)	4	1
DeVon Edwards (2013-14-15)	3	1
Drew Jordan (2017-18)	2	1

Fumble Recoveries

Name (Years)	G	FR
Jimmy Lipscomb (1941)	1	1
Paul Stephanz (1944)	1	1
Tom Topping (1957)	1	1
Jerry McGee (1957-60)	2	1
Jean Berry (1960)	1	1
David Hawkins (1994)	1	1
Mike Stallmeyer (1994)	1	1
David Reeves (2012-13-14-15)	4	1
Victor Dimukeje (2017-18)	2	1

Interceptions

Name (Years)	G	No.	Yards	Avg.	TD
Dan Hill (1938)	1	1	25	25.00	0
Robert O'Mara (1938)	1	1	0	0.00	0
Eric Tipton (1938)	1	1	0	0.00	0
George Bokinsky (1941)	1	1	17	17.00	0
Mike Karmazin (1941)	1	1	0	0.00	0
Bryant Aldridge (1954)	1	1	3	3.00	0
Nick McKeithan (1954)	1	1	25	25.00	0
Robert Brodhead (1957)	1	1	0	0.00	0
Hal McElhane (1957)	1	1	12	12.00	0
Ed Rushton (1957)	1	1	0	0.00	0
Butch Allie (1960)	1	1	11	11.00	0
Billy Granville (1994)	1	1	2	2.00	0
Dwayne Norman (2012-13-14-15)	4	1	2	2.00	0
Phillip Carter (2015)	1	1	0	0.00	0
Brandon Feamster (2017-18)	2	1	8	8.00	0

Fumble Returns

Name (Years)	G	No.	Yards	Avg.	TD
Mike Stallmeyer (1994)	1	1	3	3.00	0
David Hawkins (1994)	1	1	-3	-	0

Field Goals

Name (Years)	G	FG-A	Pct.	Lg	Blk
Ross Martin (2012-13-14-15)	4	8-10	.800	52	0
Made: 33, 52, 18, 20, 40, 52, 34, 36; Missed: 48, 48					
Tom Cochran (1994)	1	2-2	1.000	30	0
Made: 30, 30; Missed: -					
Tony Ruffa (1938)	1	1-1	1.000	24	0
Made: 24; Missed: -					
William Holmquist (2017)	1	1-1	1.000	24	0
Made: 24; Missed: -					

PATs

Name (Years)	G	PAT-A	Pct.
Ross Martin (2012-13-14-15)	4	17-18	.944
Collin Wareham (2018)	1	8-8	1.000
Jim Nelson (1954)	1	4-5	.800
Wray Carlton (1957)	1	3-3	1.000
Randy Gardner (1989)	1	3-3	1.000
Harold Raether (1944)	1	3-4	.750
William Holmquist (2017)	1	3-4	.750
Tom Cochran (1994)	1	2-2	1.000
Art Browning (1960)	1	1-1	1.000
Bob Gantt (1941)	1	1-1	1.000
Tommy Prothro (1941)	1	1-1	1.000

Punting

Name (Years)	G	No.	Yds	Avg.	Lg	120
Eric Tipton (1938)	1	15	595	39.67	54	2
Will Monday (2012-13-14-15)	4	9	398	44.22	79	3
Steve Lach (1941)	1	8	371	46.38	60	2
Randy Clark (1960)	1	8	293	36.63	48	1
Randy Gardner (1989)	1	5	182	36.40	43	0
William Holmquist (2017)	1	5	177	35.40	48	2
John Krueger (1994)	1	4	170	42.50	53	1
Jerry Barger (1954)	1	3	42	14.00	44	0
Andy Cottingham (1957)	1	3	122	40.67	48	0
George Dutrow (1957)	1	3	92	30.67	35	0
Tom Davis (1944)	2	2	88	44.00	44	2
Worth Lutz (1954)	1	2	71	35.50	44	2
Pryor Millner (1957)	1	2	60	30.00	35	0
Gordon Carver (1944)	1	2	48	24.00	28	0
Austin Parker (2018)	1	2	83	41.50	43	1
Wes McAfee (1938)	1	1	24	24.00	24	0
Jackson Hubbard (2018)	1	1	39	39.00	39	0

Kickoffs

Name (Years)	G	No.	Yds	Avg.	TB	OB
Ross Martin (2012-13-14-15)	4	14	869	62.07	4	0
Jack Willoughby (2014-15)	2	13	833	64.08	6	1
Jack Triggers (2017)	1	7	432	61.71	0	0
Tom Cochran (1994)	1	5	282	56.40	0	0
Jim Nelson (1954)	1	4	219	54.75	0	0
Bob Gantt (1941)	1	3	205	68.33	0	0
Lee Spears (1944)	1	3	144	48.00	0	1
Randy Gardner (1989)	1	3	149	49.67	0	0
Wray Carlton (1957)	1	2	92	46.00	0	0
Art Browning (1960)	1	2	105	52.50	0	0
Anthony Ruffa (1938)	1	1	55	55.00	0	0
John Krisza (1944)	1	1	45	45.00	0	1
W.D. Fesperman (1954)	1	1	40	40.00	0	0
Art Eberdt (1957)	1	1	46	46.00	0	0

Robert Baldwin (1994)	1	2	0	2
David Reeves (2012-13-14)	3	0	2	2
Shaun Wilson (2014-15-17)	3	2	0	2
Brittain Brown (2017-18)	2	2	0	2
Steve Lach (1941)	1	1	0	1
Winston Siegfried (1941)	1	1	0	1
Sam Eberdt (1954)	1	1	0	1
Nick McKeithan (1954)	1	1	0	1
Bob Pascal (1954)	1	1	0	1
George Dutrow (1957)	1	1	0	1
Don Altman (1960)	1	0	1	1
Sean Renfree (2012)	1	0	1	1
Jamison Crowder (2012-13-14)	3	0	1	1
Josh Snead (2012-13-14)	3	1	0	1
Quentin Harris (2017-18)	1	1	0	1

Scoring

Name (Years)	G	TD	PAT ¹	PAT ²	FG	P
Ross Martin (2012-13-14-15)	4	0	17-18	0-0	8-10	41
Shaun Wilson (2014-15-17)	3	4	0-0	0-0	0-0	24
T.J. Rahming (2015-17-18)	3	3	0-0	0-0	0-0	18
George Clark (1944)	1	2	0-0	0-0	0-0	12
Tom Davis (1941-44)	2	2	0-0	0-0	0-0	12
Hal McElhane (1957)	1	2	0-0	0-0	0-0	12
Dave Colonna (1989)	1	2	0-0	0-0	0-0	12
Robert Baldwin (1994)	1	2	0-0	0-0	0-0	12
Brandon Connette (2012-13)	2	2	0-0	0-0	0-0	12
Jamison Crowder (2012-13-14)	3	2	0-0	0-0	0-0	12
David Reeves (2012-13-14)	3	2	0-0	0-0	0-0	12
Josh Snead (2012-13-14)	3	2	0-0	0-0	0-0	12
Thomas Sirk (2014-15)	2	2	0-0	0-0	0-0	12
Brittain Brown (2017-18)	2	2	0-0	0-0	0-0	12
Daniel Jones (2017-18)	2	2	0-0	0-1	0-0	12
Tom Cochran (1994)	1	0	2-2	0-0	2-2	8
Issac Blakeney (2012-13-14)	3	1	0-0	1-1	0-0	8
Steve Lach (1941)	1	1	0-0	0-0	0-0	6
Winston Siegfried (1941)	1	1	0-0	0-0	0-0	6
Sam Eberdt (1954)	1	1	0-0	0-0	0-0	6
Jerry Kocourek (1954)	1	1	0-0	0-0	0-0	6
Nick McKeithan (1954)	1	1	0-0	0-0	0-0	6
Bob Pascal (1954)	1	1	0-0	0-0	0-0	6
Sonny Sorrell (1954)	1	1	0-0	0-0	0-0	6
George Dutrow (1957)	1	1	0-0	0-0	0-0	6
Tee Moorman (1960)	1	1	0-0	0-0	0-0	6
Bud Zuberer (1989)	1	1	0-0	0-0	0-0	6
Tony Foster (2012)	1	1	0-0	0-0	0-0	6
Conner Vernon (2012)	1	1	0-0	0-0	0-0	6
Anthony Boone (2012-13-14)	1	1	0-0	0-0	0-0	6
Shaquille Powell (2012-13-14-15)	1	1	0-0	0-0	0-0	6
Johnell Barnes (2013-14)	2	1	0-0	0-0	0-0	6
Braxton Deaver (2013-15)	2	1	0-0	0-0	0-0	6
Chris Taylor (2015-17-18)	3	1	0-0	0-0	0-0	6
William Holmquist (2017)	1	0	3-4	0-0	1-1	6
Quentin Harris (2017-18)	2	1	0-0	0-0	0-0	6
Davis Koppenhaver (2017-18)	2	1	0-0	0-0	0-0	6
Jake Bobo (2018)	1	1	0-0	0-0	0-0	6
Jim Nelson (1954)	1	0	4-5	0-0	0-0	4
Tony Ruffa (1938)	1	0	0-0	0-0	1-1	3
Harold Raether (1944)	1	0	3-4	0-0	0-0	3
Wray Carlton (1954)	1	0	3-3	0-0	0-0	3
Randy Gardner (1989)	1	0	3-3	0-0	0-0	3
Bob Gantt (1941)	1	0	1-1	0-0	0-0	1
Tommy Prothro (1941)	1	0	1-1	0-0	0-0	1
Art Browning (1960)	1	0	1-1	0-0	0-0	1
Sean Renfree (2012)	1	0	0-0	0-1	0-0	0

TD Responsibility

Name (Years)	G	Rush	Pass	Total
Daniel Jones (2017-18)	2	2	7	9
Anthony Boone (2012-13-14)	3	1	5	6
Dave Brown (1989)	1	0	3	3
Brandon Connette (2012-13)	2	2	1	3
Thomas Sirk (2014-15)	2	2	1	3
Tom Davis (1941-44)	2	2	0	2
George Clark (1944)	1	2	0	2
Jerry Barger (1954)	1	0	2	2
Hal McElhane (1957)	1	2	0	2

BOWL GAME LONG PLAYS

Pass

1.	85 ^{TD}	Daniel Jones to T.J. Rahming vs. Temple, WOI, 2018
2.	62	Daniel Jones to T.J. Rahming vs. Temple, WOI, 2018
3.	59 ^{TD}	Anthony Boone to Jamison Crowder vs. Texas A&M, CFA, 2013
4.	46	Dave Brown to Clarkston Hines vs. Texas Tech, AA, 1989
5.	43	Anthony Boone to Jamison Crowder vs. Arizona State, HSun, 2014
6.	39	Sean Renfree to Desmond Scott vs. Cincinnati, Belk, 2012
7.	38	Robert Rute to Bob Gantt vs. Oregon State, Rose, 1941
8.	37	Anthony Boone to Braxton Deaver vs. Texas A&M, CFA, 2013
9.	34 ^{TD}	Daniel Jones to Chris Taylor vs. Temple, WOI, 2018
10.	33	Anthony Boone to Johnell Barnes vs. Texas A&M, CFA, 2013
	33 ^{TD}	Daniel Jones to T.J. Rahming vs. No. Illinois, QL, 2017
12.	32	Anthony Boone to Braxton Deaver vs. Texas A&M, CFA, 2013
	32	Anthony Boone to Shaquille Powell vs. Arizona State, HSun, 2014
14.	30 ^{TD}	Dave Brown to Bud Zuberer vs. Texas Tech, AA, 1989
	30	Spence Fischer to Jon Jensen vs. Wisconsin, HOF, 1994
	30	Will Monday to Johnell Barnes vs. Arizona State, HSun, 2014
17.	29	Daniel Jones to Johnathan Lloyd vs. Temple, WOI, 2018
18.	28	Dave Brown to Clarkston Hines vs. Texas Tech, AA, 1989
19.	27	Spence Fischer to Bill Khayat vs. Wisconsin, HOF, 1994
20.	26	Spence Fischer to John Farquhar vs. Wisconsin, HOF, 1994
	26	Anthony Boone to Braxton Deaver vs. Texas A&M, CFA, 2013
	26	Daniel Jones to T.J. Rahming vs. Temple, WOI, 2018
23.	25	Dave Brown to Walter Jones vs. Texas Tech, AA, 1989
	25 ^{TD}	Dave Brown to Dave Colonna vs. Texas Tech, AA, 1989
	25	Anthony Boone to Jamison Crowder vs. Texas A&M, CFA, 2013

Rush

1.	85 ^{TD}	Shaun Wilson vs. Indiana, NEP, 2015
2.	73 ^{TD}	Thomas Sirk vs. Indiana, NEP, 2015
3.	52	George Clark vs. Alabama, Sugar, 1944
4.	41	Juwan Thompson vs. Texas A&M, CFA, 2013
5.	39	Steve Lach vs. Oregon State, Rose, 1941
6.	32	Jela Duncan vs. Indiana, NEP, 2015
7.	31	Shaun Wilson vs. No. Illinois, QL, 2017
8.	29	Tom Davis vs. Oregon State, Rose, 1941
	29	Bob Pascal vs. Nebraska, Orange, 1954
10.	27	Billy Ray vs. Texas Tech, AA, 1989
11.	26	Cliff Lewis vs. Alabama, Sugar, 1944
12.	25	Steve Lach vs. Oregon State, Rose, 1941
	25 ^{TD}	Josh Snead vs. Texas A&M, CFA, 2013
14.	23	Josh Snead vs. Texas A&M, CFA, 2013
15.	22	Steve Lach vs. Oregon State, Rose, 1941
	22	Steve Lach vs. Oregon State, Rose, 1941
	22	George Dutrow vs. Oklahoma, Orange, 1957
	22	Josh Snead vs. Cincinnati, Belk, 2012
19.	21	Tom Davis vs. Alabama, Sugar, 1944
20.	20 ^{TD}	George Clark vs. Alabama, Sugar, 1944
	20	Wray Carlton vs. Oklahoma, Orange, 1957
	20	Randy Cuthbert vs. Texas Tech, AA, 1989
23.	19	Wes McAfee vs. Southern California, Rose, 1938
	19	Leo Long vs. Oregon State, Rose, 1941
	19	Jim LaRue vs. Alabama, Sugar, 1944
	19	Gunnar Holmberg vs. Temple, WOI, 2018
27.	18	Robert Baldwin vs. Wisconsin, HOF, 1994
	18	Jela Duncan vs. Indiana, NEP, 2015
29.	17	Eric Tipton vs. Southern California, Rose, 1938
	17	Bryant Aldridge vs. Nebraska, Orange, 1954
	17	George Dutrow vs. Oklahoma, Orange, 1957
32.	16	Gordon Carver vs. Alabama, Sugar, 1944
	16	Bob Pascal vs. Nebraska, Orange, 1954
	16	Spence Fischer vs. Wisconsin, HOF, 1994
	16	Anthony Boone vs. Texas A&M, CFA, 2013
	16	Thomas Sirk vs. Indiana, NEP, 2015
	16	Daniel Jones vs. No. Illinois, QL, 2017
	16	Daniel Jones vs. No. Illinois, QL, 2017
39.	15	Eric Tipton vs. Southern California, Rose, 1938
	15	Bob Pascal vs. Nebraska, Orange, 1954
	15	Wray Carlton vs. Oklahoma, Orange, 1957

Kickoff Return

1.	98 ^{TD}	Shaun Wilson vs. Indiana, NEP, 2015
2.	35	DeVon Edwards vs. Arizona State, HS, 2014
3.	29	Deon Jackson vs. Temple, WOI, 2018
4.	26	Tom Davis vs. Oregon State, Rose, 1941
	26	Tom Davis vs. Alabama, Sugar, 1944
	26	Desmond Scott vs. Cincinnati, Belk, 2012

Punt Return

1.	68 ^{TD}	Jamison Crowder vs. Arizona State, HS, 2014
2.	28	George McAfee vs. Southern California, Rose, 1938
3.	26 ^{TD}	Tony Foster vs. Cincinnati, Belk, 2012
4.	19	Jamison Crowder vs. Cincinnati, Belk, 2012
5.	18	Cliff Lewis vs. Alabama, Sugar, 1944
6.	17	Bob Fessko vs. Oklahoma, Orange, 1957
	17	Ryan Smith vs. Indiana, NEP, 2015
8.	15	Robert Rute vs. Oregon State, Rose, 1941
	15*	Josh Snead vs. Texas A&M, CFA, 2013

*Blocked punt

Interception Return

1.	25	Dan Hill vs. Southern California, Rose, 1938
	25	Nick McKeithan vs. Nebraska, Orange, 1954
3.	17	George Bokinsky vs. Oregon State, Rose, 1941
4.	12	Hal McElhaney vs. Oklahoma, Orange, 1957
5.	11	Butch Allie vs. Arkansas, Cotton, 1960
6.	8	Brandon Feamster vs. Temple, WOI, 2018
7.	3	Bryant Aldridge vs. Nebraska, Orange, 1954
8.	2	Billy Granville vs. Wisconsin, HOF, 1994
	2	Dwayne Norman vs. Indiana, NEP, 2015
10.	0	Mike Karmazin vs. Oregon State, Rose, 1941
	0	Robert Brodhead vs. Oklahoma, Orange, 1957

Fumble Return

1.	3	Mike Stallmeyer vs. Wisconsin, HOF, 1994
----	---	--

Field Goal

1.	52	Ross Martin vs. Cincinnati, Belk, 2012
	52	Ross Martin vs. Indiana, NEP, 2015
3.	40	Ross Martin vs. Arizona State, HSun, 2014
4.	36	Ross Martin vs. Indiana, NEP, 2015
5.	34	Ross Martin vs. Indiana, NEP, 2015
6.	33	Ross Martin vs. Cincinnati, Belk, 2012
7.	30	Tom Cochran vs. Wisconsin, HOF, 1994
	30	Tom Cochran vs. Wisconsin, HOF, 1994
9.	24	Tony Ruffa vs. Southern California, Rose, 1938
	24	William Holmquist vs. No. Illinois, QL, 2017
11.	20	Ross Martin vs. Texas A&M, CFA, 2013
12.	18	Ross Martin vs. Texas A&M, CFA, 2013

Punt

1.	79	Will Monday vs. Cincinnati, Belk, 2012
2.	60	Steve Lach vs. Oregon State, Rose, 1941
3.	54	Eric Tipton vs. Southern California, Rose, 1938
	54	Steve Lach vs. Oregon State, Rose, 1941
5.	53	John Krueger vs. Wisconsin, HOF, 1994
6.	51	Will Monday vs. Indiana, NEP, 2015
7.	50	Steve Lach vs. Oregon State, Rose, 1941
	50	Will Monday vs. Arizona State, HSun, 2014

LONG PLAYS

Rush

1.	85 ^{TD}	Charlie Smith vs. Virginia Tech, 1951
	85 ^{TD}	Shaun Wilson vs. Indiana, 2015
3.	83 ^{TD}	Joel Arrington vs. Georgia Tech, 1959
	83	Ernie Jackson vs. Navy, 1971
	83 ^{TD}	Justin Boyle vs. The Citadel, 2004
6.	82 ^{TD}	Billy Cox vs. Maryland, 1948
7.	81 ^{TD}	Ronnie Drummer vs. Miami, 2005
8.	80 ^{TD}	Moffat Storer vs. Colgate, 1940
	80 ^{TD}	Buddy Luper vs. North Carolina, 1943
	80 ^{TD}	Bernie Blaney vs. Tennessee, 1955
11.	79 ^{TD}	Jasper Davis vs. Georgia Tech, 1940
12.	78 ^{TD}	Jack Alexander vs. North Carolina, 1935
	78 ^{TD}	Billy Cox vs. North Carolina, 1949
	78 ^{TD}	Re'quan Boyette vs. Florida State, 2005
15.	77	Parker Boehme vs. Pittsburgh, 2015
16.	76	Leroy Gallman vs. Virginia, 1991
17.	75 ^{TD}	Herbert Field vs. Virginia Tech, 1951
	75 ^{TD}	Deon Jackson vs. Miami, 2018
19.	73 ^{TD}	Buddy Mulligan vs. Richmond, 1946
	73	Red Smith vs. Army West Point, 1953
	73 ^{TD}	Bill Thompson vs. Georgia Tech, 1970
	73 ^{TD}	Thomas Sirk vs. Indiana, 2015
23.	72 ^{TD}	Gordon Carver vs. Virginia, 1943
24.	70 ^{TD}	George Clark vs. Georgia Tech, 1944
	70 ^{TD}	Mark Leggett vs. Clemson, 1960
	70	Jordan Waters vs. Charlotte, 2020
27.	69 ^{TD}	George Clark vs. Wake Forest, 1945
	69 ^{TD}	Mark Johnson vs. Maryland, 1972
	69 ^{TD}	Chris Douglas vs. North Carolina, 2000
	69 ^{TD}	Senterrio Landrum vs. Navy, 2002
	69 ^{TD}	Shaun Wilson vs. Kansas, 2014

Pass

1.	99 ^{TD}	Sean Renfree to Jamison Crowder vs. Miami, 2012
2.	97 ^{TD}	Dave Brown to Clarkston Hines vs. Wake Forest, 1989
3.	89 ^{TD}	Thomas Sirk to Shaun Wilson vs. N.C. Central, 2015
4.	88 ^{TD}	Ben Bennett to Chris Castor vs. Tennessee, 1982
	88 ^{TD}	Bobby Campbell to Scottie Montgomery vs. Vanderbilt, 1998
6.	85 ^{TD}	Daniel Jones to T.J. Rahming vs. Temple, 2018
7.	81 ^{TD}	Leo Hart to Wes Chesson vs. Wake Forest, 1968
8.	80 ^{TD}	Craig Browning to Cedric Jones vs. Wake Forest, 1979
	80 ^{TD}	Spence Fischer to Jon Jensen vs. North Carolina, 1993
	80 ^{TD}	Gunnar Holmberg to Jalon Calhoun vs. North Carolina, 2021
11.	78 ^{TD}	D. Bryant to Chris Douglas vs. Florida State, 2001
12.	77 ^{TD}	Walt Rappold to Jay Wilkinson vs. Navy, 1961
	77 ^{TD}	Sean Renfree to Jamison Crowder vs. Clemson, 2012

Kickoff Return

1.	105 ^{TD}	Ace Parker vs. North Carolina, 1936
2.	100 ^{TD}	Greg Boone vs. Tennessee, 1982
	100 ^{TD}	Leroy Gallman vs. Tennessee, 1993
	100 ^{TD}	Ronnie Drummer vs. East Carolina, 2005
	100 ^{TD}	DeVon Edwards vs. N.C. State, 2013
	100 ^{TD}	DeVon Edwards vs. Georgia Tech, 2015
7.	99 ^{TD}	Scottie Montgomery vs. Wake Forest, 1999
	99 ^{TD}	DeVon Edwards vs. North Carolina, 2013
	99 ^{TD}	DeVon Edwards vs. Pittsburgh, 2014
10.	98 ^{TD}	Shaun Wilson vs. Indiana, 2015
	98 ^{TD}	Damond Philyaw-Johnson vs. Wake Forest, 2019
12.	97 ^{TD}	Bernie Blaney vs. Pittsburgh, 1956
	97 ^{TD}	Cedric Jones vs. Wake Forest, 1979
	97 ^{TD}	Randy Jones vs. Wake Forest, 1990
	97 ^{TD}	Damond Philyaw-Johnson vs. Wake Forest, 2019
16.	96 ^{TD}	Quinton McCracken vs. Clemson, 1988
	96 ^{TD}	Shaun Wilson vs. Notre Dame, 2016
18.	95 ^{TD}	Harwood Smith vs. Wake Forest, 1935
	95 ^{TD}	DeVon Edwards vs. Tulane, 2015
20.	94 ^{TD}	Troy Slade vs. North Carolina, 1973
	94 ^{TD}	Chris Davis vs. Maryland, 2004
	94 ^{TD}	Jabari Marshall vs. Connecticut, 2007
	94 ^{TD}	DeVon Edwards vs. Virginia, 2015
	94 ^{TD}	Jaylen Stinson vs. Miami, 2021

Punt Return

1.	95 ^{TD}	George Clark vs. Wake Forest, 1944
2.	92 ^{TD}	George McAfee vs. Wash. & Lee, 1937
3.	85 ^{TD}	Troy Slade vs. Tulane, 1973
4.	84 ^{TD}	Ronnie Hamilton vs. Florida State, 2000
5.	82 ^{TD}	Jay Wilkinson vs. N.C. State, 1961
	82 ^{TD}	Ernie Jackson vs. Pittsburgh, 1969
	82 ^{TD}	Jamison Crowder vs. Pittsburgh, 2013
8.	76 ^{TD}	John Gutekunst vs. Maryland, 1963
	76 ^{TD}	Jamison Crowder vs. N.C. Central, 2013
10.	75 ^{TD}	Dave Lerps vs. N.C. State, 1953

Interception Return

1.	90 ^{TD}	Jack Alexander vs. North Carolina, 1935
2.	88 ^{TD}	Gordon Carver vs. Bogue Field, 1945
3.	87 ^{TD}	Dennis Tabron vs. Clemson, 1980
4.	85 ^{TD}	Bill Duncan vs. George Washington, 1948
	85 ^{TD}	John Talley vs. Maryland, 2004
6.	84 ^{TD}	Sean Thomas vs. East Carolina, 1992
7.	83 ^{TD}	John Gutekunst vs. N.C. State, 1964
8.	76 ^{TD}	Lee Butler vs. Stanford, 2011
9.	72 ^{TD}	Fred Crawford vs. Tennessee, 1932
10.	68 ^{TD}	Carl McGee vs. Army West Point, 1975

Fumble Return

1.	95 ^{TD}	August Campbell vs. Boston College, 2010
2.	78 ^{TD}	Ed Rushton vs. Pittsburgh, 1956

Blocked Field Goal Return

1.	75 ^{TD}	Ross Cockrell vs. FIU, 2012
2.	70 ^{TD}	Kenneth Stanford vs. North Carolina, 2004

Defensive PAT Return

1.	100	Lamar Grant vs. Maryland, 1996 (INT)
2.	98	Kyler Brown vs. N.C. Central, 2012 (INT)
3.	60	Tawambi Settles vs. Florida St, 1995 (BLK PAT)

Field Goal

1.	57	Vince Fusco vs. Clemson, 1976
2.	56	Brent Garber vs. East Carolina, 2002
3.	55	Doug Peterson vs. North Carolina, 1987
	55	Joe Surgan vs. North Carolina, 2008
5.	54	Sims Lenhardt vs. Vanderbilt, 1998
	54	Brent Garber vs. Tennessee, 2003
7.	53	Sims Lenhardt vs. Vanderbilt, 1998
	53	Matt Brooks vs. Clemson, 2004
	53	Ross Martin vs. Virginia Tech, 2013
	53	Ross Martin vs. Boston College, 2015
11.	52	Brent Garber vs. N.C. State, 2002
	52	Joe Surgan vs. Navy, 2008
	52	Will Snyderwine vs. Georgia Tech, 2010
	52	Ross Martin vs. Cincinnati, 2012
	52	Ross Martin vs. Indiana, 2015
16.	51	David Wright vs. N.C. State, 1970
	51	Sims Lenhardt vs. Florida State, 1998
	51	Matt Brooks vs. North Carolina, 2004
	51	Will Snyderwine vs. Wake Forest, 2009
	51	Ross Martin vs. Virginia Tech, 2013
	51	Ross Martin vs. Pittsburgh, 2015
	51	Ross Martin vs. Wake Forest, 2015
	51	AJ Reed vs. Syracuse, 2019
24.	50	Sims Lenhardt vs. Navy, 1997
	50	Sims Lenhardt vs. Georgia Tech, 1998
	50	Sims Lenhardt vs. N.C. State, 1999
	50	Brent Garber vs. Navy, 2002
	50	Ross Martin vs. Georgia Tech, 2012
	50	AJ Reed vs. North Carolina A&T, 1919
	50	Charlie Ham vs. Northwestern, 2021

Punt

1.	81	Billy Cox vs. Navy, 1949
2.	80	Brian Morton vs. Clemson, 1999
3.	79	Tom Davis vs. N.C. Pre-Flight, 1943
	79	Will Monday vs. Cincinnati, 2012
5.	76	Harry Rossiter vs. Tennessee, 1932
6.	75	Ace Parker vs. Georgia Tech, 1934
7.	74	Spence Fischer vs. Georgia Tech, 1994
8.	73	Rodney Stewart vs. North Carolina, 1965
	73	Ricky Brummitt vs. Georgia Tech, 1978
10.	72	Eric Tipton vs. North Carolina, 1938
	72	Worth Lutz vs. Wake Forest, 1947
	72	Will Monday vs. Georgia Tech, 2013
	72	Austin Parker vs. Syracuse, 2019



YEAR-BY-YEAR REVIEW



1931

Overall Record: 5-3-2 SC: 3-3-1 (8th)

Head Coach: Wallace Wade

Assistant Coaches: Eddie Cameron (Backfield), Dumpy Hagler (Line), Carl Voyles (End)

Starting Lineup: E Fred Crawford, E Don Hyatt, T James Harton, T W.J. Bryan, G Carl Schock, G Bert Friedman, C Emery Atkins, B Arthur Ershler, B Kidd Brewer, B Lowell Mason

Captain: Kidd Brewer | Team MVP: -

All-SC: -

All-America: - | Academic All-America: -

Miscellaneous Awards: -

S 26	South Carolina	A	L	0-7	-	1st game for HC Wallace Wade; SCAR RB Clary GW 24-yard rush TD
O 3	VMI	H	W	13-0	-	Brewer 13-81 rushing & 2 TDs; Brownlee 14-97 rushing; Halftime: Duke, 6-0
O 10	Villanova	H	W	18-0	-	Brewer 20-80 rushing & 2 TDs; Punts: Duke 13, VILL 12; Fumbles lost: Duke 3, VILL 5
O 17	Davidson	A	T	0-0	-	Brewer 41 rushing yards; Brownlee 39 rushing yards; DAV FB McQueen 42 rushing yards; TOs: Duke 4, DAV 2
O 23	Wake Forest	H	W	28-0	-	Brewer 31-186 rushing & 4 TDs; Laney 16-49 rushing; WF 86 total yards; Duke defense 4 INTs; 1st downs: Duke 17, WF 7
O 31	Tennessee	A	L	2-25	-	TENN HB McEver 18-66 rushing & 1 TD; Laney 9-41 rushing; Total offense: Duke 123, TENN 337
N 7	Kentucky	A	W	7-0	-	Harton 25-yard INT return for TD; Laney 14-522 punting; Total offense: Duke 60, KENT 257; 1st downs: Duke 3, KENT 12; Duke defense 4 INTs
N 14	N.C. State	H	L	0-14	-	NCS QB McQuage 6-70 rushing & 1 TD + 2 PATs; Laney 11-65 rushing; Halftime: NCS, 14-0
N 21	North Carolina	H	T	0-0	-	Brewer 22-41 rushing; UNC HB Phipps 10-58 rushing; Sink INT ends UNC drive at Duke 16 (4th); 1st downs: Duke 7, UNC 7
N 28	Washington & Lee	A	W	6-0	-	Mason 88-yard KOR for TD to open 3rd quarter; TOs: Duke 4, W&L 3; W&L P.F.R. Bailey 15-546 punting

	1st	2nd	3rd	4th	OT	Total
Duke	-	-	-	-	-	74
Opponents	-	-	-	-	-	46
TEAM STATISTICS						
				Duke		Opponents
SCORING				74		46
Points Per Game				7.4		4.6
FIRST DOWNS				-		-
Rushing				-		-
Passing				-		-
Penalty				-		-
RUSHING YARDAGE				-		-
Yards gained rushing				-		-
Yards lost rushing				-		-
Rushing Attempts				-		-
Average Per Rush				-		-
Average Per Game				-		-
TDs Rushing				9		-
PASSING YARDAGE				-		-
Comp-Att-Int				-		-
Average Per Pass				-		-
Average Per Catch				-		-
Average Per Game				-		-
TDs Passing				-		-
TOTAL OFFENSE				-		-
Total Plays				-		-
Average Per Play				-		-
Average Per Game				-		-
KICK RETURNS: #-Yards				-		-
PUNT RETURNS: #-Yards				-		-
INT RETURNS: #-Yards				-		-
KICK RETURN AVERAGE				-		-
PUNT RETURN AVERAGE				-		-
INT RETURN AVERAGE				-		-
FUMBLES-LOST				-		-
PENALTIES-Yards				-		-
Average Per Game				-		-
PUNTS-Yards				-		-
Average Per Punt				-		-
Net punt average				-		-
KICKOFFS-Yards				-		-
Average Per Kick				-		-
Net kick average				-		-
TIME OF POSSESSION/Game				-		-
3RD-DOWN Conversions				-		-
3rd-Down Pct				-		-
4TH-DOWN Conversions				-		-
4th-Down Pct				-		-
SACKS BY-Yards				-		-
TOUCHDOWNS SCORED				11		6
FIELD GOALS-ATTEMPTS				-		-
ON-SIDE KICKS				-		-
RED-ZONE SCORES				-		-
RED-ZONE TOUCHDOWNS				-		-
PAT-ATTEMPTS				-		-

RUSHING

Player	G	Att	Gain	Loss	Net	Avg	TD	Lg	Avg/G
K. Brewer	-	154	-	-	568	3.7	8	-	-
N. Laney	-	66	-	-	274	4.2	0	-	-
J. Brownlee	-	53	-	-	209	3.9	1	-	-
L. Mason	-	64	-	-	201	3.1	0	-	-
K. Abbott	-	27	-	-	105	3.9	0	-	-
H. Hendrickson	-	16	-	-	58	3.6	0	-	-
W. Belue	-	9	-	-	18	2.0	0	-	-
J. Sink	-	4	-	-	14	3.5	0	-	-
N. James	-	1	-	-	4	4.0	0	-	-

PASSING

Player	G	Effic	C-A-I	Pct	Yds	TD	Lg	Avg/G
-	-	-	-	-	-	-	-	-

RECEIVING

Player	G	No.	Yds	Avg	TD	Lg	Avg/G
-	-	-	-	-	-	-	-

SCORING

Player	TD	FG	Kick	Rush	Rcv	Pass	Dxp	Saf	Pts
K. Brewer	8	-	3	-	-	-	-	-	51
J. Brownlee	1	-	-	-	-	-	-	-	6
J. Harton	1	-	-	-	-	-	-	-	6
L. Mason	1	-	-	-	-	-	-	-	6
J. Mullen	0	-	1	-	-	-	-	-	1

PUNTING

Player	No.	Yds	Avg	Lg	TB	FC	i20	50+	Blk
-	-	-	-	-	-	-	-	-	-

KICKOFF RETURNS

Player	No.	Yds	Avg	TD	Lg
L. Mason	-	-	-	1	-

PUNT RETURNS

Player	No.	Yds	Avg	TD	Lg
-	-	-	-	-	-

INTERCEPTIONS

Player	No.	Yds	Avg	TD	Lg
J. Harton	-	-	-	1	-

FIELD GOALS

Player	FGM-A	Pct	1-19	20-29	30-39	40-49	50+	Lg	Blk
-	-	-	-	-	-	-	-	-	-

TOTAL OFFENSE LEADERS

Player	G	Plays	Rush	Pass	Total	Avg/G
-	-	-	-	-	-	-

ALL PURPOSE YARDAGE LEADERS

Player	G	Rush	Rec	PR	KOR	IR	Total	Avg/G
-	-	-	-	-	-	-	-	-

TACKLE LEADERS

Player	G	UA	A	Tot	TFL/Yds	Sacks/Yds	PBU
-	-	-	-	-	-	-	-

CAUSED FUMBLES

-

FUMBLE RECOVERIES

-

1932

Overall Record: 7-3 SC: 5-3 (9th)

Head Coach: Wallace Wade

Assistant Coaches: Eddie Cameron (Backfield), Dumpy Hagler (Line), Carl Voyles (End)

Starting Lineup: E Earle Wentz or Harry Rossiter, E Tom Rogers, T Nick Porreca, T Roy Phipps or Fred Crawford, G Jack Dunlap, G Carl Schock or Howard Andrews, C E.B. Dunlap, QB Lowell Mason, HB Kenneth Abbott, HB Nick Laney, FB Arthur Ershler

All-SC: -

All-America: Fred Crawford² | Academic All-America: -

Miscellaneous Awards: -

S 24	Davidson	H	W	13-0	-	Mason 15-68 rushing & 1 TD; Cox 7-36 rushing & 1 TD; Punting: Duke 14-540, DAV 20-642; Passing: Duke 0-1, DAV 0-2
O 1	VMI	A	W	44-0	-	Laney 2 rushing TDs; Halftime: Duke, 19-0
O 8	Auburn	A	L	7-18	-	AUB HB Kimbrell 3 TDs; AUB converts 2 Duke fumbles into TDs in first 10 minutes; Cox 24-67 rushing; Laney DNP (injury)
O 15	Maryland	H	W	34-0	-	Laney 15-80 rushing; Cox 20-76 rushing & 2 TDs; Rushing yards: Duke 244, MD -15; Crawford 1 FR; Halftime: Duke, 7-0
O 21	Wake Forest	H	W	9-0	-	Laney 60-yard TD rush (1st); WF HB Wall tackled by Crawford in EZ for safety (2nd)
O 29	Tennessee	A	L	13-16	-	TENN HB Wynn GW FG (4th); TENN HB Feathers 2 TDs; Crawford 72-yard INT return for TD
N 5	Kentucky	H	W	13-0	-	-
N 12	N.C. State	A	L	0-6	-	NCS FB Chumiskey 1-yard TD rush (3rd); Duke offense failed to cross midfield; Rushing yards: Duke 54, NCS 133
N 19	North Carolina	A	W	7-0	-	Laney 2-yard TD rush (1st); Wentz blocked punt; Punts: Duke 14, UNC 14
N 25	Washington & Lee	H	W	13-0	-	Abbott 2 TDs; 1st downs: Duke 13, W&L 0; Total offense: Duke 271, W&L 37

	1st	2nd	3rd	4th	OT	Total
Duke	-	-	-	-	-	153
Opponents	-	-	-	-	-	40
TEAM STATISTICS						
				Duke		Opponents
SCORING				153		40
Points Per Game				15.3		4.0
FIRST DOWNS				-		-
Rushing				-		-
Passing				-		-
Penalty				-		-
RUSHING YARDAGE				-		-
Yards gained rushing				-		-
Yards lost rushing				-		-
Rushing Attempts				-		-
Average Per Rush				-		-
Average Per Game				-		-
TDs Rushing				-		-
PASSING YARDAGE				-		-
Comp-Att-Int				-		-
Average Per Pass				-		-
Average Per Catch				-		-
Average Per Game				-		-
TDs Passing				-		-
TOTAL OFFENSE				-		-
Total Plays				-		-
Average Per Play				-		-
Average Per Game				-		-
KICK RETURNS: #-Yards				-		-
PUNT RETURNS: #-Yards				-		-
INT RETURNS: #-Yards				-		-
KICK RETURN AVERAGE				-		-
PUNT RETURN AVERAGE				-		-
INT RETURN AVERAGE				-		-
FUMBLES-LOST				-		-
PENALTIES-Yards				-		-
Average Per Game				-		-
PUNTS-Yards				-		-
Average Per Punt				-		-
Net punt average				-		-
KICKOFFS-Yards				-		-
Average Per Kick				-		-
Net kick average				-		-
TIME OF POSSESSION/Game				-		-
3RD-DOWN Conversions				-		-
3rd-Down Pct				-		-
4TH-DOWN Conversions				-		-
4th-Down Pct				-		-
SACKS BY-Yards				-		-
TOUCHDOWNS SCORED				23		5
FIELD GOALS-ATTEMPTS				-		-
ON-SIDE KICKS				-		-
RED-ZONE SCORES				-		-
RED-ZONE TOUCHDOWNS				-		-
PAT-ATTEMPTS				-		-

RUSHING

Player	G	Att	Gain	Loss	Net	Avg	TD	Lg	Avg/G
N. Laney	-	114	-	-	472	4.1	5	-	-
L. Mason	-	116	-	-	304	2.6	4	-	-
R. Cox	-	82	-	-	283	3.5	4	-	-
K. Abbott	-	52	-	-	145	2.8	4	-	-
J. Brownlee	-	31	-	-	139	4.5	1	-	-
B.O. Cornelius	-	15	-	-	52	3.5	0	-	-
H. Hendrickson	-	5	-	-	13	2.6	0	-	-

PASSING

Player	G	Effic	C-A-I	Pct	Yds	TD	Lg	Avg/G
-								

RECEIVING

Player	G	No.	Yds	Avg	TD	Lg	Avg/G
-							

SCORING

Player	TD	FG	Kick	Rush	Rcv	Pass	Dxp	Saf	Pts
N. Laney	5	-	-	-	-	-	-	-	30
K. Abbott	4	-	4	-	-	-	-	-	28
R. Cox	4	-	3	-	-	-	-	-	27
L. Mason	4	-	-	-	-	-	-	-	24
J. Brownlee	1	-	-	-	-	-	-	-	6
F. Crawford	1	-	-	-	-	-	-	-	6
N. James	1	-	-	-	-	-	-	-	6
E. Tarrall	1	-	-	-	-	-	-	-	6
E. Wentz	1	-	-	-	-	-	-	-	6
H. Rossiter	1	-	-	-	-	-	-	-	6
B.O. Cornelius	0	-	3	-	-	-	-	-	3
A. Ershler	0	-	3	-	-	-	-	-	3

PUNTING

Player	No.	Yds	Avg	Lg	TB	FC	i20	50+	Blk
-									

KICKOFF RETURNS

Player	No.	Yds	Avg	TD	Lg
-					

PUNT RETURNS

Player	No.	Yds	Avg	TD	Lg
-					

INTERCEPTIONS

Player	No.	Yds	Avg	TD	Lg
F. Crawford	-	-	-	1	-

FIELD GOALS

Player	FGM-A	Pct	1-19	20-29	30-39	40-49	50+	Lg	Blk
-									

TOTAL OFFENSE LEADERS

Player	G	Plays	Rush	Pass	Total	Avg/G
-						

ALL PURPOSE YARDAGE LEADERS

Player	G	Rush	Rec	PR	KOR	IR	Total	Avg/G
-								

TACKLE LEADERS

Player	G	UA	A	Tot	TFL/Yds	Sacks/Yds	PBU
-							

CAUSED FUMBLES

-

FUMBLE RECOVERIES

-

1933

Overall Record: 9-1 SC: 4-0 (1st)

Southern Conference Champions

Head Coach: Wallace Wade

Assistant Coaches: Eddie Cameron (Backfield), Dumpy Hagler (Line), Carl Voyles (End), Herschel Caldwell (Freshman), Freddie Sington (Freshman Line), Alex Waite (Freshman Line)

Starting Lineup: E Earle Wentz, E Tom Rogers, T Gus Durner, T Fred Crawford, G Jack Dunlap, G Carl Schock, C E.B. Dunlap, QB Horace Hendrickson, LHB B.O. Cornelius, RHB Harry Rossiter, FB Robert Cox

Captains: Carl Schock | Team MVP: Fred Crawford

All-SC: Fred Crawford, Tom Rogers, Horace Hendrickson, Robert Cox

All-America: Fred Crawford | Academic All-America: -

Miscellaneous Awards: -

S 30	VMI	N ¹	W	37-6	10,000	Cox 3 TD rushes (8, 2 & 1); McAninch 65-yard TD pass from Rossiter; Total offense: Duke 564, VMI 51
O 7	Wake Forest	H	W	22-0	-	-
O 14	Tennessee	H	W	10-2	22,000	Cornelius 18-yard FG, 15-yard TD rush & PAT; Cox 15-49 rushing
O 21	Davidson	A	W	19-7	-	Cox 8-28 rushing & 2 TDs; Cornelius 7-70 rushing
O 28	Kentucky	A	W	14-7	15,000	Cox GW 1-yard TD rush (1st play of 4th); Cox 2 TD rushes; Duke TO on downs at KENT 1 (3rd)
N 4	Auburn	H	W	13-7	-	Cox 20-49 rushing & 1 TD; Rogers 2-38 receiving & 1 TD; Punting: Duke 13-518, AUB 13-544
N 11	Maryland	A	W	38-7	10,000	Ward 3 total TDs (2 rush); Alexander 20-93 rushing & 1 TD; Laney 16-58 rushing + 2 TD passes
N 18	North Carolina	H	W	21-0	32,000	Cornelius 10-43 rushing; Hendrickson 4-21 rushing & 2 TDs; UNC HB McDonald 15-41 rushing; Duke defense 8 INTs
N 25	N.C. State	H	W	7-0	10,000	Alexander GW 2-yard TD rush (4th); Alexander 15-47 rushing; E.B. Dunlap INT of HB McQuage ends NCS final drive (4th)
D 2	Georgia Tech	A	L	0-6	16,000	GT E Davis 7-yard TD rush (2nd); Duke TO on downs ends final drive at GT 27 (4th); GT defense 6 INTs

N¹ Greensboro, N.C.

	1st	2nd	3rd	4th	OT	Total
Duke	-	-	-	-	-	181
Opponents	-	-	-	-	-	42
TEAM STATISTICS						
				Duke		Opponents
SCORING				181		42
Points Per Game				18.1		4.2
FIRST DOWNS						
Rushing						
Passing						
Penalty						
RUSHING YARDAGE						
Yards gained rushing						
Yards lost rushing						
Rushing Attempts						
Average Per Rush						
Average Per Game						
TDs Rushing						
PASSING YARDAGE						
Comp-Att-Int						
Average Per Pass						
Average Per Catch						
Average Per Game						
TDs Passing						
TOTAL OFFENSE						
Total Plays						
Average Per Play						
Average Per Game						
KICK RETURNS: #-Yards						
PUNT RETURNS: #-Yards						
INT RETURNS: #-Yards						
KICK RETURN AVERAGE						
PUNT RETURN AVERAGE						
INT RETURN AVERAGE						
FUMBLES-LOST						
PENALTIES-Yards						
Average Per Game						
PUNTS-Yards						
Average Per Punt						
Net punt average						
KICKOFFS-Yards						
Average Per Kick						
Net kick average						
TIME OF POSSESSION/Game						
3RD-DOWN Conversions						
3rd-Down Pct						
4TH-DOWN Conversions						
4th-Down Pct						
SACKS BY-Yards						
TOUCHDOWNS SCORED				27		6
FIELD GOALS-ATTEMPTS						
ON-SIDE KICKS						
RED-ZONE SCORES						
RED-ZONE TOUCHDOWNS						
PAT-ATTEMPTS						

RUSHING									
Player	G	Att	Gain	Loss	Net	Avg	TD	Lg	Avg/G
R. Cox	-	152	-	-	467	3.1	-	-	-
B.O. Cornelius	-	62	-	-	357	5.8	-	-	-
N. Laney	-	102	-	-	337	3.3	-	-	-
J. Alexander	-	59	-	-	257	4.4	-	-	-
J. Ward	-	21	-	-	114	5.4	-	-	-
H. Hendrickson	-	24	-	-	85	3.5	-	-	-
H. Rossiter	-	15	-	-	67	4.5	-	-	-
R. McAninch	-	25	-	-	62	2.5	-	-	-
A. Kelly	-	8	-	-	30	3.8	-	-	-
E. Terrall	-	4	-	-	18	4.5	-	-	-
Nordstrom	-	1	-	-	4	4.0	-	-	-
W. Brumbach	-	2	-	-	2	1.0	-	-	-
A. Keller	-	3	-	-	0	0.0	-	-	-
PASSING									
Player	G	Effic	C-A-I	Pct	Yds	TD	Lg	Avg/G	
-									
RECEIVING									
Player	G	No.	Yds	Avg	TD	Lg	Avg/G		
-									
SCORING									
Player	TD	FG	Kick	Rush	Rcv	Pass	Dxp	Saf	Pts
R. Cox	11	-	3	-	-	-	-	-	69
J. Alexander	5	-	-	-	-	-	-	-	30
B.O. Cornelius	1	1	9	-	-	-	-	-	18
T. Rogers	3	-	-	-	-	-	-	-	18
H. Hendrickson	2	-	2	-	-	-	-	-	14
J. Ward	2	-	-	-	-	-	-	-	12
Jones	1	-	-	-	-	-	-	-	6
N. Laney	1	-	-	-	-	-	-	-	6
R. McAninch	1	-	-	-	-	-	-	-	6
PUNTING									
Player	No.	Yds	Avg	Lg	TB	FC	i20	50+	Blk
-									
KICKOFF RETURNS									
Player	No.	Yds	Avg	TD	Lg				
-									
PUNT RETURNS									
Player	No.	Yds	Avg	TD	Lg				
-									
INTERCEPTIONS									
Player	No.	Yds	Avg	TD	Lg				
-									
FIELD GOALS									
Player	FGM-A	Pct	1-19	20-29	30-39	40-49	50+	Lg	Blk
-									
TOTAL OFFENSE LEADERS									
Player	G	Plays	Rush	Pass	Total	Avg/G			
-									
ALL PURPOSE YARDAGE LEADERS									
Player	G	Rush	Rec	PR	KOR	IR	Total	Avg/G	
-									

TACKLE LEADERS									
Player	G	UA	A	Tot	TFL/Yds	Sacks/Yds	PBU		
-									
CAUSED FUMBLES									
-									
FUMBLE RECOVERIES									
-									

1934

Overall Record: 7-2 SC: 3-1 (t3rd)

Head Coach: Wallace Wade

Assistant Coaches: Eddie Cameron (Backfield), Dumpy Hagler (Line), Carl Voyles (End)

Starting Lineup: LE Earle Wentz, LT Gus Durner, LG James Johnston, C E.B. Dunlap, RG Jack Dunlap, RT Joe Cardwell or Thomas Power, RE Elmer Tarrall, QB Ace Parker, LHB B.O. Cornelius, RHB Jule Ward, FB Jack Alexander

Captain: Jack Dunlap | Team MVP: Earle Wentz

All-SC: Earle Wentz, Gus Durner, Jack Dunlap, Ace Parker, B.O. Cornelius

All-America: Earle Wentz², Jack Dunlap³ | Academic All-America: –

Miscellaneous Awards: –

S 29	VMI	A	W	46-0	–	Alexander 3 TD rushes (13, 6 & 1); Wentz 26-yard blocked punt return for TD; Whitener 25-yard INT return for TD; Halftime: Duke, 6-0
O 6	Clemson	H	W	20-6	7,000	Cornelius 3-yard TD rush & 68-yard PR for TD; Parker 8-34 rushing & 1 TD; Alexander 14-58 rushing; Duke passing 0-2 & 1 INT
O 13	Georgia Tech	H	W	20-0	30,000	Parker 18-yard TD pass to Wentz & 35-yard TD pass to Cornelius; Alexander 1-yard TD rush; Total offense: Duke 187, GT 114
O 20	Davidson	A	W	20-0	10,000	Parker 14-92 rushing & 1 TD; Whitener 11-30 rushing & 1 TD; Duke defense 4 INTs; Duke passing 0-2
O 27	Tennessee	A	L	6-14	20,000	TENN HB Vaughan 41 rushing yards & 1 TD; TENN HB Palmer 1 TD rush; Tarrell 14-yard blocked punt return for TD; Parker 15 punts
N 3	Auburn	A	W	13-6	3,000	Cornelius GW PAT following own 21-yard TD pass from Parker (4th); Alexander 40-yard TD rush (4th); Duke defense 4 FRs
N 10	Wake Forest	H	W	28-7	–	Cornelius 4-34 rushing & 1 TD; Alexander 37-yard INT return for TD; Johnston 66-yard PR return for TD; Duke defense 4 INTs
N 17	North Carolina	A	L	0-7	30,000	UNC E Buck GW 12-yard TD pass from HB Jackson (4th); Duke incomplete pass ends final drive from UNC 35 (:00; 4th)
D 1	N.C. State	H	W	32-0	9,000	Parker 2 total TDs (1 rush & 1 pass); Cornelius 11-54 rushing & 1 TD; NCS FB Rex 4-41 rushing; TOS: Duke 1, NCS 4

	1st	2nd	3rd	4th	OT	Total
Duke	–	–	–	–	–	185
Opponents	–	–	–	–	–	40
TEAM STATISTICS						
						Duke
						Opponents
SCORING						185
Points Per Game						20.6
FIRST DOWNS						–
Rushing						–
Passing						–
Penalty						–
RUSHING YARDAGE						–
Yards gained rushing						–
Yards lost rushing						–
Rushing Attempts						–
Average Per Rush						–
Average Per Game						–
TDs Rushing						–
PASSING YARDAGE						–
Comp-Att-Int						–
Average Per Pass						–
Average Per Catch						–
Average Per Game						–
TDs Passing						–
TOTAL OFFENSE						–
Total Plays						–
Average Per Play						–
Average Per Game						–
KICK RETURNS: #-Yards						–
PUNT RETURNS: #-Yards						–
INT RETURNS: #-Yards						–
KICK RETURN AVERAGE						–
PUNT RETURN AVERAGE						–
INT RETURN AVERAGE						–
FUMBLES-LOST						–
PENALTIES-Yards						–
Average Per Game						–
PUNTS-Yards						–
Average Per Punt						–
Net punt average						–
KICKOFFS-Yards						–
Average Per Kick						–
Net kick average						–
TIME OF POSSESSION/Game						–
3RD-DOWN Conversions						–
3rd-Down Pct						–
4TH-DOWN Conversions						–
4th-Down Pct						–
SACKS BY-Yards						–
TOUCHDOWNS SCORED						28
FIELD GOALS-ATTEMPTS						6
ON-SIDE KICKS						–
RED-ZONE SCORES						–
RED-ZONE TOUCHDOWNS						–
PAT-ATTEMPTS						–

RUSHING

Player	G	Att	Gain	Loss	Net	Avg	TD	Lg	Avg/G
J. Alexander	–	112	–	–	429	3.8	–	–	–
B.O. Cornelius	–	79	–	–	355	4.5	–	–	–
A. Parker	–	86	–	–	325	3.8	–	–	–
P. Whitener	–	49	–	–	183	3.7	–	–	–
E. Wentz	–	7	–	–	71	10.1	–	–	–
Jo. Johnston	–	12	–	–	43	3.6	–	–	–
R. McAninch	–	29	–	–	33	1.1	–	–	–
S. Leven	–	4	–	–	8	2.0	–	–	–
J. Ward	–	2	–	–	5	2.5	–	–	–
S. McCaskill	–	2	–	–	3	1.5	–	–	–
F. Liana	–	1	–	–	2	1.0	–	–	–

PASSING

Player	G	Effic	C-A-I	Pct	Yds	TD	Lg	Avg/G
–								

RECEIVING

Player	G	No.	Yds	Avg	TD	Lg	Avg/G
–							

SCORING

Player	TD	FG	Kick	Rush	Rcv	Pass	Dxp	Saf	Pts
B.O. Cornelius	7	–	–	–	–	–	–	–	42
J. Alexander	6	–	–	–	–	–	–	–	36
E. Wentz	3	–	–	–	–	–	–	–	18
A. Parker	3	–	–	–	–	–	–	–	18
P. Whitener	3	–	–	–	–	–	–	–	18
Jo. Johnston	2	–	–	–	–	–	–	–	12
S. Leven	1	–	–	–	–	–	–	–	6
R. McAninch	1	–	–	–	–	–	–	–	6
E. Tarrall	1	–	–	–	–	–	–	–	6
J. Ward	1	–	–	–	–	–	–	–	6

PUNTING

Player	No.	Yds	Avg	Lg	TB	FC	i20	50+	Blk
–									

KICKOFF RETURNS

Player	No.	Yds	Avg	TD	Lg
–					

PUNT RETURNS

Player	No.	Yds	Avg	TD	Lg
B.O. Cornelius	–	–	–	1	–
Jo. Johnston	–	–	–	1	–
E. Tarrall	–	–	–	1	–
E. Wentz	–	–	–	1	–

INTERCEPTIONS

Player	No.	Yds	Avg	TD	Lg
J. Alexander	–	–	–	1	–
P. Whitener	–	–	–	1	–

FIELD GOALS

Player	FGM-A	Pct	1-19	20-29	30-39	40-49	50+	Lg	Blk
–									

TOTAL OFFENSE LEADERS

Player	G	Plays	Rush	Pass	Total	Avg/G
–						

ALL PURPOSE YARDAGE LEADERS

Player	G	Rush	Rec	PR	KOR	IR	Total	Avg/G
–								

TACKLE LEADERS

Player	G	UA	A	Tot	TFL/Yds	Sacks/Yds	PBU
–							

CAUSED FUMBLES

FUMBLE RECOVERIES

1935

Overall Record: 8-2 SC: 5-0 (1st)

Southern Conference Champions

Head Coach: Wallace Wade

Assistant Coaches: Eddie Cameron (Backfield), Dumpy Hagler (Line), Carl Voyles (End)

Starting Lineup: LE Ed West, LT Joe Brunansky, LG James Johnston, C Jack Hennemier, RG Joe Cardwell, RT Gus Durner, RE Richard Taliaferro, QB Ace Parker, LHB Sam McCaskill, RHB Jule Ward, FB Jack Alexander

Captain: James Johnston | Team MVP: Jack Hennemier

All-SC: Ace Parker, Gus Durner, James Johnston

All-America: Ace Parker² | Academic All-America: -

Miscellaneous Awards: -

S 21	Wake Forest	N ¹	W	26-7	13,000	Parker 13-140 rushing & 3 TDs (56, 3 & 1); Smith 95-yard KOR for TD; Duke passing 0-0; WF passing 4-4, 116 yards; Halftime: 0-0
S 28	South Carolina	H	W	47-0	8,000	Parker 11-142 rushing & 2 TDs (54 & 39); Duke 6 players with 50+ rushing yards; Hackney 61-yard KOR for TD
O 5	Washington & Lee	N ²	W	26-0	15,000	Ward 10-101 rushing & 1 TD (58); Parker 18-91 rushing & 3 TDs (8, 21 & 16); TOS: Duke 1, W&L 7
O 12	Clemson	H	W	38-12	9,000	Hackney 18-108 rushing & 1 TD; Ward 4-83 rushing & 1 TD; Rushing yards: Duke 318, CLEM 102; Halftime: Duke, 26-6; Parker DNP (injury)
O 19	Georgia Tech	A	L	0-6	12,000	GT HB Jones GW 4-yard TD rush (4th); GT HB Edwards 19-103 rushing; Ward 72 rushing yards; Total offense: Duke 135, GT 277
O 25	Auburn	H	L	0-7	8,000	AUB G Gantt 18-yard blocked punt return for TD (1st); Parker 20-80 rushing; Duke TO on downs ends final drive at AUB 39 (4th)
N 2	Tennessee	H	W	19-6	15,000	Hackney 14-123 rushing & 2 TDs (10 & 8); Parker 12-79 rushing + 5-239 punting; TOS: Duke 0, TENN 6; Halftime: 6-6
N 9	Davidson	A	W	26-7	7,000	Hackney 8-144 rushing & 1 TD (65) + 1 TD pass; Rushing yards: Duke 304, DAV 65; Halftime: Duke, 13-0
N 16	North Carolina	H	W	25-0	46,880	Alexander 11-193 rushing & 1 TD + 90-yard INT return for TD; Ward 15-104 rushing & 1 TD (47); Duke 408 rushing yards
N 23	N. C. State	A	W	7-0	10,000	Parker 13-94 rushing & 1 TD (40); Total offense: Duke 150, NCS 184; NCS passing 2-16, 41 yards & 3 INTs

N¹ Greensboro, N.C.

N² Richmond, Va.

	1st	2nd	3rd	4th	OT	Total
Duke	-	-	-	-	-	214
Opponents	-	-	-	-	-	45
TEAM STATISTICS						
				Duke		Opponents
SCORING				214		45
Points Per Game				21.4		4.5
FIRST DOWNS				108		85
Rushing				-		-
Passing				-		-
Penalty				-		-
RUSHING YARDAGE				2,614		1,515
Yards gained rushing				-		-
Yards lost rushing				-		-
Rushing Attempts				-		-
Average Per Rush				-		-
Average Per Game				261.4		151.5
TDs Rushing				-		-
PASSING YARDAGE				458		646
Comp-Att-Int				24-87-4		44-126-23
Average Per Pass				5.3		5.1
Average Per Catch				19.1		14.7
Average Per Game				45.8		64.6
TDs Passing				-		-
TOTAL OFFENSE				3,072		2,161
Total Plays				-		-
Average Per Play				-		-
Average Per Game				307.2		216.1
KICK RETURNS: #-Yards				-		-
PUNT RETURNS: #-Yards				-		-
INT RETURNS: #-Yards				-		-
KICK RETURN AVERAGE				-		-
PUNT RETURN AVERAGE				7.3		4.6
INT RETURN AVERAGE				-		-
FUMBLES-LOST				36-15		29-22
PENALTIES-Yards				52-365		36-290
Average Per Game				36.5		29.0
PUNTS-Yards				96-3,880		104-3,792
Average Per Punt				40.4		36.5
Net punt average				-		-
KICKOFFS-Yards				-		-
Average Per Kick				-		-
Net kick average				-		-
TIME OF POSSESSION/Game				-		-
3RD-DOWN Conversions				-		-
3rd-Down Pct				-		-
4TH-DOWN Conversions				-		-
4th-Down Pct				-		-
SACKS BY-Yards				-		-
TOUCHDOWNS SCORED				33		7
FIELD GOALS-ATTEMPTS				-		-
ON-SIDE KICKS				-		-
RED-ZONE SCORES				-		-
RED-ZONE TOUCHDOWNS				-		-
PATS				14		3

RUSHING

Player	G	Att	Gain	Loss	Net	Avg	TD	Lg	Avg/G
A. Parker	-	119	-	-	884	7.4	10	-	-
J. Ward	-	87	-	-	594	6.8	4	-	-
E. Hackney	-	70	-	-	521	7.4	5	-	-
J. Alexander	-	61	-	-	424	7.0	4	-	-
H. Hudgins	-	37	-	-	200	5.4	2	-	-
H. Smith	-	47	-	-	176	3.7	1	-	-
M. Clark	-	10	-	-	27	2.7	0	-	-
E. West	-	11	-	-	54	4.9	0	-	-
F. Liana	-	11	-	-	35	3.2	1	-	-

PASSING

Player	G	Effic	C-A-I	Pct	Yds	TD	Lg	Avg/G
-	-	-	-	-	-	-	-	-

RECEIVING

Player	G	No.	Yds	Avg	TD	Lg	Avg/G
-	-	-	-	-	-	-	-

SCORING

Player	TD	FG	Kick	Rush	Rcv	Pass	Dxp	Saf	Pts
A. Parker	10	-	-	-	-	-	-	-	60
E. Hackney	6	-	-	-	-	-	-	-	36
J. Alexander	5	-	-	-	-	-	-	-	30
J. Ward	4	-	6	-	-	-	-	-	30
S. Gardner	1	-	8	-	-	-	-	-	14
H. Smith	2	-	-	-	-	-	-	-	12
H. Hudgins	2	-	-	-	-	-	-	-	12
R. Taliaferro	1	-	-	-	-	-	-	-	6
E. West	1	-	-	-	-	-	-	-	6
F. Liana	1	-	-	-	-	-	-	-	6
TEAM	-	-	-	-	-	-	-	-	1 2

PUNTING

Player	No.	Yds	Avg	Lg	TB	FC	i20	50+	Blk
-	-	-	-	-	-	-	-	-	-

KICKOFF RETURNS

Player	No.	Yds	Avg	TD	Lg
E. Hackney	-	-	-	1	-
H. Smith	-	-	-	1	-
E. West	-	-	-	1	-

PUNT RETURNS

Player	No.	Yds	Avg	TD	Lg
-	-	-	-	-	-

INTERCEPTIONS

Player	No.	Yds	Avg	TD	Lg
J. Alexander	-	-	-	1	-

FIELD GOALS

Player	FGM-A	Pct	1-19	20-29	30-39	40-49	50+	Lg	Blk
-	-	-	-	-	-	-	-	-	-

TOTAL OFFENSE LEADERS

Player	G	Plays	Rush	Pass	Total	Avg/G
-	-	-	-	-	-	-

ALL PURPOSE YARDAGE LEADERS

Player	G	Rush	Rec	PR	KOR	IR	Total	Avg/G
-	-	-	-	-	-	-	-	-

TACKLE LEADERS

Player	G	UA	A	Tot	TFL/Yds	Sacks/Yds	PBU
-	-	-	-	-	-	-	-

CAUSED FUMBLES

-

FUMBLE RECOVERIES

-

1936

Overall Record: 9-1 SC: 7-0 (1st) Final National Ranking: 11th (AP)

Southern Conference Champions

Head Coach: Wallace Wade

Assistant Coaches: Eddie Cameron (Backfield), Dumpy Hagler (Line), Carl Voyles (End)

Starting Lineup: LE Frank Liana, LT Joe Brunansky, LG Fred Yorke or Clarence Badgett, C Dan Hill, RG Woodrow Lipscomb or Robert Alabaster, RT Joe Cardwell or Thomas Power, RE Richard Taliaferro, OB Elmore Hackney, LHB Ace Parker, RHB Eric Tipton, FB Sam Gardner

Captain: Ace Parker | Team MVP: Ace Parker

All-SC: Joe Brunansky, Joe Cardwell, Dan Hill, Elmore Hackney, Ace Parker

All-America: Ace Parker¹, Joe Brunansky³ | Academic All-America: –

Miscellaneous Awards: –

S 19	Davidson	N ¹	W	13-0	9,101	Parker 8-83 rushing; Tipton 12-61 rushing; Smith 11-33 rushing & 1 TD; Rushing yards: Duke 234, DAV 85; Halftime: Duke, 6-0
S 26	Colgate	H	W	6-0	22,360	Tipton 17-84 rushing & 1 TD; Parker 13-60 rushing; Rushing yards: Duke 211, COL 25; Duke defense 4 INTS
O 3	South Carolina	A	W	21-0	6,382	Parker 18-98 rushing & 1 TD; Hackney 13-64 rushing & 1 TD; Rushing yards: Duke 218, SCAR 13; Halftime: Duke, 7-0
O 10	Clemson	H	W	25-0	4,127	Tipton 12-56 rushing & 1 TD; Lipscomb blocked punt recovery in EZ for TD; Rushing yards: Duke 196, CLEM 38; Halftime: 0-0
O 17	Georgia Tech	H	W	19-6	29,953	Tipton 15-37 rushing & 1 TD; Johnston 20-yard TD pass from Parker; Total offense: Duke 169, GT 191; Duke defense 3 INTS
O 24	Tennessee (2/-)	A	L	13-15	13,263	TENN HB Harp GW 70-yard punt return for TD (4th); Harp INT of Parker ends final Duke drive (4th); Hackney 52-yard PR for TD
O 31	Washington & Lee (13/-)	N ²	W	51-0	6,691	Johnston 14-112 rushing & 1 TD (60); O'Mara 2 rushing TDs; Spangler 45-yard INT return for TD; Rushing yards: Duke 261, W&L 2
N 7	Wake Forest (15/-)	A	W	20-0	3,546	Parker 14-154 rushing & 1 TD (55); Tipton 15-55 rushing & 1 TD; Rushing yards: Duke 366, WF 5; Halftime: Duke, 6-0
N 14	North Carolina (13/-)	A	W	27-7	32,000	Parker 105-yard KOR for TD after UNC tied game 7-7 (3rd); Rushing yards: Duke 269, UNC 72; Duke defense 3 INTS
N 26	N.C. State (11/-)	H	W	13-0	17,320	Parker GW 8-yard TD rush (4th) + 70-yard PR for TD (4th); O'Mara 20-101 rushing; Rushing yards: Duke 217, NCS 20

N¹ Greensboro, N.C.

N² Richmond, Va.

	1st	2nd	3rd	4th	OT	Total
Duke	-	-	-	-	-	208
Opponents	-	-	-	-	-	28
TEAM STATISTICS						
				Duke		Opponents
SCORING				208		28
Points Per Game				20.8		2.8
FIRST DOWNS				117		65
Rushing				-		-
Passing				-		-
Penalty				-		-
RUSHING YARDAGE				2,218		488
Yards gained rushing				2,361		735
Yards lost rushing				143		247
Rushing Attempts				517		-
Average Per Rush				4.3		-
Average Per Game				221.8		48.8
TDs Rushing				-		-
PASSING YARDAGE				627		540
Comp-Att-Int				40-114-14		46-132-22
Average Per Pass				5.5		4.1
Average Per Catch				15.7		11.7
Average Per Game				62.7		54.0
TDs Passing				-		-
TOTAL OFFENSE				2,845		1,028
Total Plays				-		-
Average Per Play				-		-
Average Per Game				284.5		102.8
KICK RETURNS: #-Yards				-		-
PUNT RETURN YARDS				895		401
INT RETURNS: #-Yards				-		-
KICK RETURN AVERAGE				-		-
PUNT RETURN AVERAGE				-		-
INT RETURN AVERAGE				-		-
FUMBLES-LOST				20-14		20-12
PENALTIES-Yards				49-373		25-184
Average Per Game				37.3		18.4
PUNTS				95		117
Average Per Punt				38.5		37.3
Net punt average				-		-
KICKOFFS-Yards				-		-
Average Per Kick				-		-
Net kick average				-		-
TIME OF POSSESSION/Game				-		-
3RD-DOWN Conversions				-		-
3rd-Down Pct				-		-
4TH-DOWN Conversions				-		-
4th-Down Pct				-		-
SACKS BY-Yards				-		-
TOUCHDOWNS SCORED				32		4
FIELD GOALS-ATTEMPTS				-		-
ON-SIDE KICKS				-		-
RED-ZONE SCORES				-		-
RED-ZONE TOUCHDOWNS				-		-
PATS				16		2

RUSHING

Player	G	Att	Gain	Loss	Net	Avg	TD	Lg	Avg/G
A. Parker	-	111	-	-	647	5.8	-	-	-
E. Tipton	-	112	-	-	415	3.7	-	-	-
E. Hackney	-	77	-	-	348	4.5	-	-	-
R. O'Mara	-	69	-	-	303	4.4	-	-	-
J. Johnston	-	40	-	-	246	6.2	-	-	-
H. Smith	-	78	-	-	199	1.5	-	-	-
H. Hudgins	-	28	-	-	73	2.6	-	-	-
S. Gardner	-	1	-	-	8	8.0	-	-	-
F. Liana	-	1	-	-	5	5.0	-	-	-

PASSING

Player	G	Effic	C-A-I	Pct	Yds	TD	Lg	Avg/G
-	-	-	-	-	-	-	-	-

RECEIVING

Player	G	No.	Yds	Avg	TD	Lg	Avg/G
-	-	-	-	-	-	-	-

SCORING

Player	TD	FG	Kick	Rush	Rcv	Pass	Dxp	Saf	Pts
A. Parker	8	-	-	-	-	-	-	-	52
H. Smith	6	-	-	-	-	-	-	-	40
E. Tipton	6	-	-	-	-	-	-	-	36
E. Hackney	5	-	-	-	-	-	-	-	30
R. O'Mara	3	-	-	-	-	-	-	-	18
J. Johnston	2	-	-	-	-	-	-	-	14
W. Lipscomb	1	-	-	-	-	-	-	-	6
R. Spangler	1	-	-	-	-	-	-	-	6

PUNTING

Player	No.	Yds	Avg	Lg	TB	FC	i20	50+	Blk
-	-	-	-	-	-	-	-	-	-

KICKOFF RETURNS

Player	No.	Yds	Avg	TD	Lg
A. Parker	-	-	-	1	105

PUNT RETURNS

Player	No.	Yds	Avg	TD	Lg
E. Hackney	-	-	-	1	-
W. Lipscomb	-	-	-	1	-
A. Parker	-	-	-	1	-

INTERCEPTIONS

Player	No.	Yds	Avg	TD	Lg
R. Spangler	-	-	-	1	-

FIELD GOALS

Player	FGM-A	Pct	1-19	20-29	30-39	40-49	50+	Lg	Blk
-	-	-	-	-	-	-	-	-	-

TOTAL OFFENSE LEADERS

Player	G	Plays	Rush	Pass	Total	Avg/G
-	-	-	-	-	-	-

ALL PURPOSE YARDAGE LEADERS

Player	G	Rush	Rec	PR	KOR	IR	Total	Avg/G
-	-	-	-	-	-	-	-	-

TACKLE LEADERS

Player	G	UA	A	Tot	TFL/Yds	Sacks/Yds	PBU
-	-	-	-	-	-	-	-

CAUSED FUMBLES

-

FUMBLE RECOVERIES

-

1937

Overall Record: 7-2-1 SC: 5-1 (4th) Final National Ranking: 20th (AP)

Head Coach: Wallace Wade

Assistant Coaches: Eddie Cameron (Backfield), Dumpy Hagler (Line), Carl Voyles (End)

Starting Lineup: LE Herbert Hudgins, LT Joe Brunansky, LG Clarence Badgett, C Dan Hill, RG Woodrow Lipscomb, RT Fred Yorke, RE Charles Fischer or Fred Edwards, QB Elmore Hackney, LHB Robert Spangler, RHB Eric Tipton, FB Robert O'Mara

Captain: Woodrow Lipscomb | Team MVP: Elmore Hackney

All-SC: Elmore Hackney, Joe Brunansky, Herbert Hudgins, Woodrow Lipscomb

All-America: Elmore Hackney², Joe Brunansky² | Academic All-America: –

Miscellaneous Awards: –

S 25	Virginia Tech	N ¹	W	25-0	7,768	Tipton 25-110 rushing & 1 TD; Hackney 7-58 rushing & 1 TD; Baskerville blocked punt recovery in EZ for TD
O 2	Davidson	A	W	34-6	5,128	Tipton 16-106 rushing & 2 TDs (34 & 5); O'Mara 15-56 rushing & 3 TDs; Duke 370 rushing yards; Duke defense 5 INTs
O 9	Tennessee	H	T	0-0	31,683	Hackney 9-53 rushing; Tipton 10-41 rushing; Total offense: Duke 203, TENN 177; Punting: Duke 15-600, TENN 18-610
O 16	Georgia Tech	A	W	20-19	24,344	Tipton GW 5-yard TD rush (4th); Hackney 17-79 rushing & 1 TD; GT TO on downs ends final drive at Duke 38 (4th); Rushing yards: Duke 220, GT 80
O 23	Colgate (10/-)	A	W	13-0	7,606	Brunansky blocked punt recovery in EZ for TD; Duke 2 blocked punts; 1st downs: Duke 3, COL 5; Halftime: Duke, 7-0
O 30	Washington & Lee (13/-)	N ²	W	43-0	6,426	Tipton 13-119 rushing; Smith 4 total TDs (2 rush & 2 pass); McAfee 92-yard PR for TD; Carpenter 2 TD receptions
N 6	Wake Forest (11/-)	H	W	67-0	1,735	McAfee 13-174 rushing & 1 TD + 56-yard TD reception; Tipton 2 TD rushes; O'Mara 3 TD rushes; Duke 34 points in 2nd quarter
N 13	North Carolina (8/-)	H	L	6-14	35,854	UNC 179 rushing yards; Hackney 13-yard TD rush; Punts: Duke 13, UNC 13; Halftime: UNC, 7-6
N 20	N.C. State	A	W	20-7	6,110	Tipton 2 total TDs (1 rush & 1 pass); O'Mara 8-48 rushing; Hackney 53-yard TD rush; NCS passing 6-25 & 4 INTs
N 27	Pittsburgh (18/1)	H	L	0-10	36,165	PITT HB Cassiano 8-60 rushing & 1 TD; Rushing yards: Duke 58, PITT 208; Duke passing 6-21, 62 yards; TOS: Duke 4, PITT 0

N¹ Greensboro, N.C.

N² Richmond, Va.

	1st	2nd	3rd	4th	OT	Total
Duke	-	-	-	-	-	228
Opponents	-	-	-	-	-	56
TEAM STATISTICS						
				Duke		Opponents
SCORING				228		56
Points Per Game				22.8		5.6
FIRST DOWNS				102		86
Rushing				-		-
Passing				-		-
Penalty				-		-
RUSHING YARDAGE				1,878		1,099
Yards gained rushing				2,047		1,317
Yards lost rushing				169		218
Rushing Attempts				311		-
Average Per Rush				6.0		-
Average Per Game				187.8		109.9
TDs Rushing				-		-
PASSING YARDAGE				729		570
Comp-Att-Int				47-126-8		51-143-16
Average Per Pass				5.8		4.0
Average Per Catch				15.5		11.2
Average Per Game				72.9		57.0
TDs Passing				-		-
TOTAL OFFENSE				2,607		1,669
Total Plays				437		-
Average Per Play				6.0		-
Average Per Game				260.7		166.9
KICK RETURNS: #-Yards				-		-
PUNT RETURN YARDS				701		182
INT RETURNS: #-Yards				-		-
KICK RETURN AVERAGE				-		-
PUNT RETURN AVERAGE				9.3		3.0
INT RETURN AVERAGE				-		-
FUMBLES-LOST				21-14		21-7
PENALTIES-Yards				35-285		25-225
Average Per Game				28.5		22.5
PUNTS				106		131
Average Per Punt				40.3		35.3
Net punt average				-		-
KICKOFFS-Yards				-		-
Average Per Kick				-		-
Net kick average				-		-
TIME OF POSSESSION/Game				-		-
3RD-DOWN Conversions				-		-
3rd-Down Pct				-		-
4TH-DOWN Conversions				-		-
4th-Down Pct				-		-
SACKS BY-Yards				-		-
TOUCHDOWNS SCORED				35		8
FIELD GOALS-ATTEMPTS				-		-
ON-SIDE KICKS				-		-
RED-ZONE SCORES				-		-
RED-ZONE TOUCHDOWNS				-		-
PATs				18		5

RUSHING

Player	G	Att	Gain	Loss	Net	Avg	TD	Lg	Avg/G
E. Hackney	-	85	-	-	890	10.5	47	-	-
E. Tipton	-	125	-	-	594	4.8	49	-	-
R. O'Mara	-	102	-	-	350	3.4	-	-	-
G. McAfee	-	48	-	-	287	6.0	42	-	-
H. Smith	-	57	-	-	178	3.1	-	-	-
H. Hendrickson	-	7	-	-	19	2.7	-	-	-
R. Robinson	-	2	-	-	9	4.5	-	-	-
H. Stephens	-	4	-	-	6	1.5	-	-	-
H. Hudgins	-	5	-	-	4	0.8	-	-	-
J. Hudson	-	1	-	-	0	0.0	-	-	-

PASSING

Player	G	Effic	C-A-I	Pct	Yds	TD	Lg	Avg/G
-								

RECEIVING

Player	G	No.	Yds	Avg	TD	Lg	Avg/G
-							

SCORING

Player	TD	FG	Kick	Rush	Rcv	Pass	Dxp	Saf	Pts
E. Hackney	9	-	10	-	-	-	-	-	64
E. Tipton	7	-	3	-	-	-	-	-	45
R. O'Mara	7	-	-	-	-	-	-	-	42
H. Smith	4	-	1	-	-	-	-	-	25
G. McAfee	3	-	3	-	-	-	-	-	21
R. Carpenter	3	-	-	-	-	-	-	-	18
J. Brunansky	1	-	-	-	-	-	-	-	6
B. Baskerville	1	-	-	-	-	-	-	-	6

PUNTING

Player	No.	Yds	Avg	Lg	TB	FC	i20	50+	Blk
-									

PUNTING

Player	No.	Yds	Avg	Lg	TB	FC	i20	50+	Blk
E. Tipton	-	-	-	54	-	-	-	-	-
G. McAfee	-	-	-	53	-	-	-	-	-

KICKOFF RETURNS

Player	No.	Yds	Avg	TD	Lg
-					

PUNT RETURNS

Player	No.	Yds	Avg	TD	Lg
E. Hackney	-	-	-	2	55
B. Baskerville	-	-	-	1	-
J. Brunansky	-	-	-	1	-
G. McAfee	-	-	-	1	92

INTERCEPTIONS

Player	No.	Yds	Avg	TD	Lg
-					

FIELD GOALS

Player	FGM-A	Pct	1-19	20-29	30-39	40-49	50+	Lg	Blk
-									

TOTAL OFFENSE LEADERS

Player	G	Plays	Rush	Pass	Total	Avg/G
-						

ALL PURPOSE YARDAGE LEADERS

Player	G	Rush	Rec	PR	KOR	IR	Total	Avg/G
-								

TACKLE LEADERS

Player	G	UA	A	Tot	TFL/Yds	Sacks/Yds	PBU
-							

CAUSED FUMBLES

-

FUMBLE RECOVERIES

-

1938

Overall Record: 9-1-0 SC: 5-0 (1st) Final National Ranking: 3rd (AP)

Southern Conference Champions • Rose Bowl

Head Coach: Wallace Wade

Assistant Coaches: Eddie Cameron (Backfield), Dumpy Hagler (Line), Carl Voyles (End)

Starting Lineup: LE Willard Perdue, LT Frank Ribar, LG Fred Yorke, C Dan Hill, RG Allen Johnson, RT Robert Haas, RE Bill Bailey, QB Robert Spangler, LHB Willard Eaves, RHB Eric Tipton, FB Robert O'Mara

Captains: Dan Hill & Eric Tipton | Team MVP: Eric Tipton

All-SC: Dan Hill, Eric Tipton, Willard Perdue, Fred Yorke, Robert O'Mara, Frank Ribar, Allen Johnson, George McAfee

All-America: Dan Hill¹, Eric Tipton² | Academic All-America: -

Miscellaneous Awards: -

S 24	Virginia Tech	N ¹	W	18-0	-	O'Mara 20-180 rushing & 2 TDs (56 &1); Rushing yards: Duke 282, VT 23; Punting: Duke 14-507, VT 15-574; Halftime: Duke, 6-0
O 1	Davidson	H	W	27-0	-	Tipton 14-149 rushing + 3-4, 25 yards & 1 TD; O'Mara 15-63 rushing & 1 TD; Rushing yards: Duke 311, DAV 37; Duke defense 4 INTs
O 8	Colgate	N ²	W	7-0	23,950	O'Mara 16-75 rushing; Tipton 2-yard TD rush (3rd); Passing: Duke 1-11, 7 yards & 2 INTs, COL 7-11, 126 yards & 3 INTs
O 15	Georgia Tech	H	W	6-0	30,000	O'Mara 18-53 rushing; W. McAfee 7-yard TD rush (3rd); GT TO on downs ends final drive at Duke 45 (4th); GT passing 6-20, 76 yards & 1 INT
O 22	Wake Forest (9/-)	N ³	W	7-0	-	O'Mara 19-67 rushing; W. McAfee 21-47 rushing; Darnell 10-yard TD rush (1st); Rushing yards: Duke 189, WF 58; Duke passing 0-2
O 29	North Carolina (11/-)	A	W	14-0	35,000	O'Mara 21-39 rushing & 1 TD; Spangler 5-61 rushing; Tipton 6-9, 86 yards, 11-482 punting + 1 TD rush; Duke defense 5 INTs
N 12	Syracuse (7/-)	A	W	21-0	-	Tipton 23-100 rushing & 1 TD + 8-13, 121 yards & 1 TD; O'Mara 21-109 rushing & 1 TD; SYR HB Sidat-Singh 1st Duke African-American foe
N 19	N.C. State (4/-)	H	W	7-0	15,000	Tipton 16-78 rushing & 1 TD + 2-6, 22 yards; O'Mara 10-58 rushing; Total offense: Duke 206, NCS 73; 1st downs: Duke 13, NCS 4
N 26	Pittsburgh (3/4)	H	W	7-0	49,138	Perdue blocked punt recovery in EZ for TD (3rd); Total offense: Duke 58, PITT 143; 1st downs: Duke 1, PITT 9; Punting: Duke 20-788, PITT 17-631
J 2	+Southern California (3/7)	N ⁴	L	3-7	93,000	SOCAL E Krueger GW 18-yard TD pass from QB Nave (0:40; 4th); Tipton 14-56 rushing + 5-12, 54 yards; Total offense: Duke 136, SOCAL 226

N¹ Greensboro, N.C.

N² Buffalo, N.Y.

N³ Winston-Salem, N.C.

N⁴ Pasadena, Calif.

+ Rose Bowl

	1st	2nd	3rd	4th	OT	Total
Duke	-	-	-	-	-	117
Opponents	-	-	-	-	-	7

TEAM STATISTICS Duke Opponents

SCORING	117	7
Points Per Game	11.7	0.7
FIRST DOWNS	105	62
Rushing	79	37
Passing	20	22
Penalty	6	3
RUSHING YARDAGE	1,828	697
Yards gained rushing	2,001	918
Yards lost rushing	173	221
Rushing Attempts	434	-
Average Per Rush	4.2	-
Average Per Game	182.8	69.7
TDs Rushing	-	-
PASSING YARDAGE	400	563
Comp-Att-Int	34-86-6	52-128-21
Average Per Pass	4.7	4.4
Average Per Catch	11.8	10.8
Average Per Game	40.0	56.3
TDs Passing	-	-
TOTAL OFFENSE	2,228	1,260
Total Plays	520	342
Average Per Play	4.3	3.7
Average Per Game	222.8	126.0
KICK RETURNS: #-Yards	13-276	-
PUNT RETURNS: #-Yards	60-599	46-344
INT RETURNS: #-Yards	-	-
KICK RETURN AVERAGE	21.2	-
PUNT RETURN AVERAGE	9.9	7.5
INT RETURN AVERAGE	-	-
FUMBLES-LOST	30-15	24-12
PENALTIES-Yards	39-325	27-225
Average Per Game	32.5	22.5
PUNTS-Yards	109-4,385	120-4,619
Average Per Punt	40.2	38.5
Net punt average	-	-
KICKOFFS-Yards	-	-
Average Per Kick	-	-
Net kick average	-	-
TIME OF POSSESSION/Game	-	-
3RD-DOWN Conversions	-	-
3rd-Down Pct	-	-
4TH-DOWN Conversions	-	-
4th-Down Pct	-	-
SACKS BY-Yards	-	-
TOUCHDOWNS SCORED	17	1
FIELD GOALS-ATTEMPTS	-	-
ON-SIDE KICKS	-	-
RED-ZONE SCORES	-	-
RED-ZONE TOUCHDOWNS	-	-
PATS	10	1

RUSHING

Player	G	Att	Gain	Loss	Net	Avg	TD	Lg	Avg/G
R. O'Mara	-	162	-	-	703	4.3	-	-	-
E. Tipton	-	129	-	-	577	4.5	-	-	-
R. Spangler	-	46	-	-	219	4.8	-	-	-
R. Robinson	-	39	-	-	173	4.4	-	-	-
W. McAfee	-	55	-	-	153	2.8	-	-	-
F. Killian	-	18	-	-	56	3.1	-	-	-
L. Darnell	-	3	-	-	23	7.7	-	-	-
G. McAfee	-	17	-	-	22	1.3	-	-	-
H. Welch	-	8	-	-	18	2.3	-	-	-
W. Perdue	-	2	-	-	12	6.0	-	-	-
S. Bragg	-	5	-	-	10	2.0	-	-	-
C. Hennis	-	2	-	-	3	1.5	-	-	-
J. Lange	-	1	-	-	1	1.0	-	-	-

PASSING

Player	G	Effic	C-A-I	Pct	Yds	TD	Lg	Avg/G
E. Tipton	-	-	22-51-2	43.1	269	-	-	26.9
W. McAfee	-	-	3-9-0	33.3	35	-	-	3.5
R. O'Mara	-	-	2-6-0	33.3	22	-	-	2.2
F. Killian	-	-	1-7-0	14.3	12	-	-	1.2
G. McAfee	-	-	1-1-0	1.000	6	-	-	0.6

RECEIVING

Player	G	No.	Yds	Avg	TD	Lg	Avg/G
J. Marion	-	7	62	8.9	-	-	-
R. Spangler	-	5	49	9.8	-	-	-
J. Davis	-	4	83	20.8	-	-	-
G. McAfee	-	4	59	14.8	-	-	-
L. Darnell	-	2	20	10.0	-	-	-
R. O'Mara	-	2	16	8.0	-	-	-
E. Bailey	-	2	15	7.5	-	-	-
W. Perdue	-	1	13	13.0	-	13	-
W. Eaves	-	1	11	11.0	-	11	-
E. Tipton	-	1	6	6.0	-	6	-

SCORING

Player	TD	FG	Kick	Rush	Rcv	Pass	Dxp	Saf	Pts
R. O'Mara	5	-	-	-	-	-	-	-	30
E. Tipton	4	-	-	-	-	-	-	-	24
W. McAfee	2	-	-	-	-	-	-	-	12
T. Ruffa	-	1	8	-	-	-	-	-	11
L. Darnell	1	-	-	-	-	-	-	-	6
J. Davis	1	-	-	-	-	-	-	-	6
J. Marion	1	-	-	-	-	-	-	-	6
W. Perdue	1	-	-	-	-	-	-	-	6
R. Robinson	1	-	-	-	-	-	-	-	6
R. Spangler	1	-	-	-	-	-	-	-	6
E. Bailey	-	-	2	-	-	-	-	-	2

PUNTING

Player	No.	Yds	Avg	Lg	TB	FC	i20	50+	Blk
E. Tipton	-	-	-	72	-	-	-	-	-

KICKOFF RETURNS

Player	No.	Yds	Avg	TD	Lg
G. McAfee	2	58	29.0	0	-
R. O'Mara	2	57	28.5	0	-
E. Tipton	2	45	22.5	0	-
W. McAfee	2	44	22.0	0	-
R. Spangler	2	35	17.5	0	-
E. Bailey	2	19	9.5	0	-
W. Eaves	1	18	18.0	0	18

PUNT RETURNS

Player	No.	Yds	Avg	TD	Lg
R. Spangler	34	299	8.8	0	-
G. McAfee	5	63	12.6	0	-
S. Bragg	4	39	9.8	0	-
C. Hennis	4	28	7.0	0	-
H. Welch	3	42	14.0	0	-
W. McAfee	3	32	10.7	0	-
E. Bailey	1	17	17.0	0	17
W. Perdue	1	0	0.0	1	-
E. Tipton	1	(-2)	-2.0	0	-

INTERCEPTIONS

Player	No.	Yds	Avg	TD	Lg
R. Spangler	5	48	9.6	0	-
E. Tipton	3	22	7.3	0	-
R. O'Mara	2	36	18.0	0	-
Davis	2	35	17.5	0	-
G. McAfee	1	16	16.0	0	16
D. Hill	1	5	5.0	0	5
W. Eaves	1	0	0.0	0	-

FIELD GOALS

Player	FGM-A	Pct	1-9	20-29	30-39	40-49	50+	Lg	Blk
-	-	-	-	-	-	-	-	-	-

TOTAL OFFENSE LEADERS

Player	G	Plays	Rush	Pass	Total	Avg/G
-	-	-	-	-	-	-

ALL PURPOSE YARDAGE LEADERS

Player	G	Rush	Rec	PR	KOR	IR	Total	Avg/G
-	-	-	-	-	-	-	-	-

TACKLE LEADERS

Player	G	UA	A	Tot	TFL/Yds	Sacks/Yds	PBU
-	-	-	-	-	-	-	-

CAUSED FUMBLES

-	-
---	---

FUMBLE RECOVERIES

-	-
---	---

1939

Overall Record: 8-1 SC: 5-0 (1st) Final National Ranking: 3rd (AP)

Southern Conference Champions

Head Coach: Wallace Wade

Assistant Coaches: Eddie Cameron (Backfield), Dumpy Hagler (Line), Dennis Stanley (End), Herschel Caldwell (Freshman)

Starting Lineup: LE Willard Perdue, LT Anthony Ruffa, LG Allen Johnson, C Gordon Burns, RG Frank Ribar, RT Alexander Winterson, RE Bill Bailey, QB Willard Eaves, LHB George McAfee, RHB Wes McAfee, FB Roger Robinson

Captain: Allen Johnson | Team MVP: George McAfee

All-SC: Allen Johnson, Frank Ribar, George McAfee

All-America: Frank Ribar², George McAfee² | Academic All-America: –

Miscellaneous Awards: –

S 30	Davidson	A	W	26-6	10,000	Robinson 18-86 rushing & 2 TDs; G. McAfee 13-76 rushing & 1 TD; Total offense: Duke 418, DAV 99; 1st downs: Duke 23, DAV 4
O 7	Colgate	H	W	37-0	20,000	G. McAfee 10-96 rushing + 1-39 receiving & 1 TD; Deane 30-yard INT return for TD; Total offense: Duke 342, COL 148; Duke defense 4 INTs
O 14	Pittsburgh	A	L	13-14	50,000	PITT QB Kish GW PAT following HB Cassiano 28-yard TD pass from HB Narick (4th); G. McAfee 14-80 rushing + 1 TD reception
O 21	Syracuse (13/-)	H	W	33-6	20,000	G. McAfee 10-125 rushing & 2 TDs, 2-49 receiving & 1 TD, 1-1, 26 yards, 5-229 punting, 4-60 PR + 1 INT; Total offense: Duke 469, SYR 225
O 28	Wake Forest (12/-)	H	W	6-0	16,000	W. McAfee 9-75 rushing & 1 TD; WF QB Mayberry 22-105 rushing + 9-308 punting; Total offense: Duke 145, WF 203
N 4	Georgia Tech (12/-)	A	W	7-6	30,000	Robinson 2-yard TD rush (1st); Total offense: Duke 134, GT 121; Duke defense 3 INTs; GT K Shaw FGA short on final drive (4th)
N 11	VMI (15/-)	A	W	20-7	12,000	Robinson 11-51 rushing & 1 TD; Killian 5-56 rushing + 1-36 receiving & 1 TD; Karmazin 28-yard blocked punt return for TD
N 18	North Carolina (13/7)	H	W	13-3	52,000	Bailey blocked punt recovery in EZ for TD snaps 3-3 tie (3rd); Total offense: Duke 216, UNC 89; Duke defense 3 INTs; Halftime: UNC, 3-0
N 25	N.C. State (8/-)	A	W	28-0	–	G. McAfee 9-75 rushing & 1 TD (27) + 2-2, 40 yards; Rushing yards: Duke 230, NCS 41; TOS: Duke 2, NCS 4

	1st	2nd	3rd	4th	OT	Total
Duke	–	–	–	–	–	183
Opponents	–	–	–	–	–	42
TEAM STATISTICS						
				Duke		Opponents
SCORING				183		42
Points Per Game				20.3		4.7
FIRST DOWNS				100		71
Rushing				74		42
Passing				25		24
Penalty				1		4
RUSHING YARDAGE				1,824		679
Yards gained rushing				–		–
Yards lost rushing				–		–
Rushing Attempts				384		–
Average Per Rush				4.8		–
Average Per Game				202.7		75.4
TDs Rushing				–		–
PASSING YARDAGE				648		607
Comp-Att-Int				51-107-3		55-141-19
Average Per Pass				6.0		4.3
Average Per Catch				12.7		11.0
Average Per Game				72.0		67.4
TDs Passing				–		–
TOTAL OFFENSE				2,472		1,286
Total Plays				491		429
Average Per Play				5.0		3.0
Average Per Game				274.7		142.9
KICK RETURNS				17		29
PUNT RETURNS				63		22
INT RETURNS: #-Yards				–		–
KICK RETURN AVERAGE				21.5		17.7
PUNT RETURN AVERAGE				9.7		3.4
INT RETURN AVERAGE				–		–
FUMBLES-LOST				32-20		16-7
PENALTIES-Yards				40-350		15-135
Average Per Game				38.9		15.0
PUNTS-Yards				83		101
Average Per Punt				37.6		35.7
Net punt average				–		–
KICKOFFS				32		19
Average Per Kick				–		–
Net kick average				–		–
TIME OF POSSESSION/Game				–		–
3RD-DOWN Conversions				–		–
3rd-Down Pct				–		–
4TH-DOWN Conversions				–		–
4th-Down Pct				–		–
SACKS BY-Yards				–		–
TOUCHDOWNS SCORED				27		6
FIELD GOALS-ATTEMPTS				–		–
ON-SIDE KICKS				–		–
RED-ZONE SCORES				–		–
RED-ZONE TOUCHDOWNS				–		–
PATS				18		3

RUSHING

Player	G	Att	Gain	Loss	Net	Avg	TD	Lg	Avg/G
G. McAfee	–	96	–	–	596	6.2	–	–	–
W. McAfee	–	77	–	–	379	4.9	–	–	–
R. Robinson	–	81	–	–	271	3.3	–	–	–
F. Killian	–	18	–	–	145	8.1	–	–	–
J. Davis	–	22	–	–	103	4.7	–	–	–

PASSING

Player	G	Effic	C-A-I	Pct	Yds	TD	Lg	Avg/G
W. McAfee	–	–	23-46-0	.500	306	–	–	–
G. McAfee	–	–	9-15-0	.600	138	–	–	–
F. Swiger	–	–	11-28-2	.393	124	–	–	–
S. Lach	–	–	5-14-1	.357	58	–	–	–

RECEIVING

Player	G	No.	Yds	Avg	TD	Lg	Avg/G
G. McAfee	–	10	229	22.9	–	–	–
T. Prothro	–	9	87	9.7	–	–	–
R. Robinson	–	6	85	14.2	–	–	–
L. Darnell	–	3	67	22.3	–	–	–
F. Killian	–	3	57	19.0	–	–	–
B. Bailey	–	3	51	17.0	–	–	–
W. Eaves	–	2	40	20.0	–	–	–
A. Piasecky	–	2	39	19.5	–	–	–
W. McAfee	–	2	29	14.5	–	–	–
S. Lach	–	2	19	9.5	–	–	–
C. Deane	–	2	8	4.0	–	–	–
J. Marion	–	1	10	10.0	–	10	–
F. Swiger	–	1	7	7.0	–	7	–
J. DeValentine	–	1	7	7.0	–	7	–
W. Perdue	–	1	6	6.0	–	6	–

SCORING

Player	TD	FG	Kick	Rush	Rcv	Pass	Dxp	Saf	Pts
G. McAfee	7	–	–	–	–	–	–	–	42
R. Robinson	7	–	–	–	–	–	–	–	42
B. Bailey	2	–	6	–	–	–	–	–	18
J. Davis	2	–	–	–	–	–	–	–	12
W. McAfee	2	–	–	–	–	–	–	–	12
F. Killian	2	–	–	–	–	–	–	–	12
A. Ruffa	–	1	8	–	–	–	–	–	11
T. Prothro	1	–	3	–	–	–	–	–	9
M. Karmazin	1	–	1	–	–	–	–	–	7
C. Deane	1	–	–	–	–	–	–	–	6
S. Lach	1	–	–	–	–	–	–	–	6
W. Siegfried	1	–	–	–	–	–	–	–	6

PUNTING

Player	No.	Yds	Avg	Lg	TB	FC	i20	50+	Blk
G. McAfee	40	1,531	38.2	–	–	–	–	–	–
F. Killian	25	925	37.0	67	–	–	–	–	–
S. Lach	14	545	38.9	–	–	–	–	–	–

KICKOFF RETURNS

Player	No.	Yds	Avg	TD	Lg
G. McAfee	5	111	22.2	0	–
F. Killian	4	62	15.5	0	–
W. McAfee	3	49	16.3	0	–
R. Robinson	2	40	20.0	0	–
S. Lach	1	19	19.0	0	19
W. Siegfried	1	14	14.0	0	14
W. Perdue	1	7	7.0	0	7
T. Ruffa	1	0	0.0	0	–

PUNT RETURNS

Player	No.	Yds	Avg	TD	Lg
G. McAfee	37	365	9.9	0	–
F. Killian	20	211	10.6	0	–
S. Lach	5	50	10.0	0	–
M. Karmazin	1	28	28.0	1	28
G. Burns	1	6	6.0	0	6
B. Bailey	1	0	0.0	1	–

INTERCEPTIONS

Player	No.	Yds	Avg	TD	Lg
G. McAfee	4	56	14.0	0	–
G. Burns	3	18	6.0	0	–
F. Killian	3	15	5.0	0	–
W. McAfee	2	14	7.0	0	–
B. Barnett	2	0	0.0	0	–
T. Prothro	1	51	51.0	0	51
C. Deane	1	33	33.0	1	33
Brown	1	17	17.0	0	17
J. Davis	1	17	17.0	0	17
A. Gill	1	11	11.0	0	11
W. Eaves	1	4	4.0	0	4

FIELD GOALS

Player	FGM-A	Pct	1-19	20-29	30-39	40-49	50+	Lg	Blk
–	–	–	–	–	–	–	–	–	–

TOTAL OFFENSE LEADERS

Player	G	Plays	Rush	Pass	Total	Avg/G
–	–	–	–	–	–	–

ALL PURPOSE YARDAGE LEADERS

Player	G	Rush	Rec	PR	KOR	IR	Total	Avg/G
–	–	–	–	–	–	–	–	–

TACKLE LEADERS

Player	G	UA	A	Tot	TFL/Yds	Sacks/Yds	PBU
–	–	–	–	–	–	–	–

CAUSED FUMBLES

–	–
---	---

FUMBLE RECOVERIES

–	–
---	---

1940

Overall Record: 7-2 SC: 4-1 (2nd) Final National Ranking: 18th (AP)

Head Coach: Wallace Wade

Assistant Coaches: Eddie Cameron (Backfield), Dumpy Hagler (Line), Dennis Stanley (End), Herschel Caldwell (Freshman)

Starting Lineup: LE Leonard Darnell, LT Tony Ruffa, LG Alex Winterson, C Bob Barnett, RG Mike Karmazin, RT Robert McDonough, RE Alex Piasecky, QB Tommy Prothro, LHB Wes McAfee, RHB Steve Lach, FB Jasper Davis

Captain: Alex Winterson | Team MVP: Jasper Davis

All-SC: Tony Ruffa, Alex Winterson, Bob Barnett, Steve Lach, Jasper Davis

All-America: Tony Ruffa² | Academic All-America: –

Miscellaneous Awards: –

S 28	VMI	H	W	23-0	7,000	McAfee 11-69 rushing, 4-7, 94 yards & 1 TD, 2-59 punting + 3-62 PR; Rushing yards: Duke 171, VMI 43; 1st downs: Duke 15, VMI 4
O 5	Tennessee	A	L	0-13	25,000	TENN QB Foxx 11-42 rushing & 1 TD, 5-6, 67 yards & 1 TD, 5-131 punting + 5-56 PR; McAfee 10-23 rushing; TENN 153 rushing yards
O 19	Colgate	A	W	13-0	14,000	Storer 5-112 rushing & 1 TD (80); Davis 18-86 rushing & 1 TD; Rushing yards: Duke 209, COL 92; Punts: Duke 10, COL 10
O 26	Wake Forest	A	W	23-0	12,000	Lach 5-67 rushing & 1 TD (61); Davis 9-48 rushing; Prothro 16-yard blocked punt return for TD; Halftime: Duke, 3-0
N 2	Georgia Tech (19/-)	H	W	41-7	34,000	Swiger 15-121 rushing & 1 TD; Davis 5-87 rushing & 1 TD (78); Lach 2 TD receptions (14 & 34); Halftime: Duke, 34-0
N 9	Davidson (12/-)	A	W	46-13	5,000	Davis 12-127 rushing & 2 TDs; Killian 4-81 rushing & 2 TDs (5 & 54); Rushing yards: Duke 448, DAV 72; Halftime: 13-13
N 16	North Carolina (12/-)	A	L	3-6	41,000	UNC HB Austin GW 10-yard TD pass from HB Lalanne (4th); Ruffa 21-yard FG (2nd); Lach 12-86 rushing; Rushing yards: Duke 145, UNC 58
N 23	N.C. State	H	W	42-6	10,000	Swiger 13-53 rushing & 2 TDs + 5-8, 93 yards & 1 TD; Lach 36-yard INT return for TD; Rushing yards: Duke 189, NCS 61
N 30	Pittsburgh (20/-)	H	W	12-7	27,000	Davis 23-141 rushing; Lach 5-49 receiving & 1 TD; Swiger 5-7, 41 yards; PITT HB Stetler 5-81 rushing; Halftime: Duke, 10-7

	1st	2nd	3rd	4th	OT	Total
Duke	-	-	-	-	-	203
Opponents	-	-	-	-	-	52
TEAM STATISTICS						
				Duke		Opponents
SCORING				203		52
Points Per Game				22.6		5.8
FIRST DOWNS				110		71
Rushing				75		44
Passing				33		37
Penalty				2		0
RUSHING YARDAGE				1,965		1,031
Yards gained rushing				-		-
Yards lost rushing				-		-
Rushing Attempts				257		-
Average Per Rush				7.6		-
Average Per Game				218.3		114.6
TDs Rushing				-		-
PASSING YARDAGE				673		548
Comp-Att-Int				67-126-7		52-123-15
Average Per Pass				5.3		4.5
Average Per Catch				10.0		10.5
Average Per Game				74.8		60.9
TDs Passing				-		-
TOTAL OFFENSE				2,638		1,579
Total Plays				383		-
Average Per Play				6.9		-
Average Per Game				293.1		175.4
KICK RETURNS				18		19
PUNT RETURNS				46		42
INT RETURNS: #-Yards				-		-
KICK RETURN AVERAGE				-		-
PUNT RETURN AVERAGE				8.7		7.0
INT RETURN AVERAGE				-		-
FUMBLES-LOST				28-12		13-8
PENALTIES-Yards				24-257		24-165
Average Per Game				28.6		18.3
PUNTS				69		94
Average Per Punt				38.5		34.0
Net punt average				-		-
KICKOFFS				40		19
Average Per Kick				47.9		42.4
Net kick average				-		-
TIME OF POSSESSION/Game				-		-
3RD-DOWN Conversions				-		-
3rd-Down Pct				-		-
4TH-DOWN Conversions				-		-
4th-Down Pct				-		-
SACKS BY-Yards				-		-
TOUCHDOWNS SCORED				28		8
FIELD GOALS MADE				4		0
ON-SIDE KICKS				-		-
RED-ZONE SCORES				-		-
RED-ZONE TOUCHDOWNS				-		-
PAT-ATTEMPTS				(21-28) 75%		(4-8) 50%

RUSHING

Player	G	Att	Gain	Loss	Net	Avg	TD	Lg	Avg/G
J. Davis	-	90	-	-	591	6.6	-	-	-
S. Lach	-	46	-	-	315	6.8	-	-	-
F. Swiger	-	56	-	-	256	4.6	-	-	-
W. McAfee	-	65	-	-	217	3.3	-	-	-

PASSING

Player	G	Effic	C-A-I	Pct	Yds	TD	Lg	Avg/G
F. Swiger	-	-	22-38	.579	357	-	-	-
W. McAfee	-	-	34-60	.567	316	-	-	-
M. Storer	-	-	7-16	.438	87	-	-	-

RECEIVING

Player	G	No.	Yds	Avg	TD	Lg	Avg/G
-	-	-	-	-	-	-	-

SCORING

Player	TD	FG	Kick	Rush	Rcv	Pass	Dxp	Saf	Pts
S. Lach	5	-	-	-	-	-	-	-	30
T. Ruffa	-	4	15	-	-	-	-	-	27
J. Davis	4	-	-	-	-	-	-	-	24
F. Killian	3	-	-	-	-	-	-	-	18
F. Swiger	3	-	-	-	-	-	-	-	18
L. Darnell	2	-	-	-	-	-	-	-	12
W. Siegfried	2	-	-	-	-	-	-	-	12
M. Storer	2	-	-	-	-	-	-	-	12
W. Wartman	2	-	-	-	-	-	-	-	12
F. Ezerski	1	-	2	-	-	-	-	-	8
W. McAfee	1	-	-	-	-	-	-	-	6
A. Piasecky	1	-	-	-	-	-	-	-	6
T. Prothro	1	-	-	-	-	-	-	-	6
J. Smith	1	-	-	-	-	-	-	-	6
G. Bokinsky	-	-	1	-	-	-	-	-	1

PUNTING

Player	No.	Yds	Avg	Lg	TB	FC	i20	50+	Blk
S. Lach	43	1,662	38.6	-	-	-	-	-	-
F. Killian	16	570	35.6	-	-	-	-	-	-
F. Swiger	6	265	44.3	-	-	-	-	-	-

KICKOFF RETURNS

Player	No.	Yds	Avg	TD	Lg
-	-	-	-	-	-

PUNT RETURNS

Player	No.	Yds	Avg	TD	Lg
T. Prothro	-	-	-	1	-

INTERCEPTIONS

Player	No.	Yds	Avg	TD	Lg
S. Lach	-	-	-	1	-

FIELD GOALS

Player	FGM-A	Pct	1-19	20-29	30-39	40-49	50+	Lg	Blk
-	-	-	-	-	-	-	-	-	-

TOTAL OFFENSE LEADERS

Player	G	Plays	Rush	Pass	Total	Avg/G
F. Swiger	-	-	256	357	613	-
J. Davis	-	-	591	0	591	-
W. McAfee	-	-	217	316	533	-

ALL PURPOSE YARDAGE LEADERS

Player	G	Rush	Rec	PR	KOR	IR	Total	Avg/G
-	-	-	-	-	-	-	-	-

TACKLE LEADERS

Player	G	UA	A	Tot	TFL/Yds	Sacks/Yds	PBU
-	-	-	-	-	-	-	-

CAUSED FUMBLES

-

FUMBLE RECOVERIES

-

1941

Overall Record: 9-1 SC: 5-0 (1st) Final National Ranking: 2nd (AP)

Southern Conference Champions • Rose Bowl

Head Coach: Wallace Wade

Assistant Coaches: Eddie Cameron (Backfield), Dumpy Hagler (Line), Dennis Stanley (End), Herschel Caldwell (Freshman)

Starting Lineup: LE James Smith, LT Mike Karmazin, LG Thomas Burns, C Bob Barnett, RG Pete Goddard, RT Robert McDonough, RE Alex Piasecky, QB Tommy Prothro, LHB Tom Davis, RHB Steve Lach, FB Winston Siegfried

Captain: Bob Barnett | Team MVP: Pete Goddard

All-SC: Mike Karmazin, Bob Barnett, Steve Lach, Bob Gantt

All-America: Steve Lach¹, Mike Karmazin², Bob Barnett³, Bob Gantt⁴, Pete Goddard⁵, Tom Davis⁶, Alex Piasecky⁷ | Academic All-America: –

Miscellaneous Awards: ACC Jacobs Blocking Trophy (Tommy Prothro)

S 27	Wake Forest	H	W	43-14	7,000	Storer 7-48 rushing & 2 TDs; Lach 3-53 rushing; Bokinsky 43-yard INT return for TD; Duke defense 4 INTs; Duke 28 points in 1st quarter
O 4	Tennessee	H	W	19-0	45,000	Davis 11-61 rushing; Storer 5-12, 86 yards & 1 TD; Redding FR in EZ for TD; Total offense: Duke 274, TENN 65; Halftime: Duke, 19-0
O 11	Maryland	N ¹	W	50-0	14,000	Davis 9-130 rushing & 3 TDs, 8-10, 81 yards, 4-155 punting + 2-22 PR; Siegfried 19-84 rushing & 3 TDs (30, 2 & 1); Duke 450 total yards
O 18	Colgate (3/-)	H	W	27-14	25,000	Long 20-115 rushing & 1 TD; Siegfried 13-35 rushing & 3 TDs; COL FB Micka 13-53 rushing; Rushing yards: Duke 227, COL 76; Halftime: 7-7
O 25	Pittsburgh (4/-)	A	W	27-14	28,000	Lach 5-50 rushing + 6-125 receiving & 2 TDs; Siegfried 21-73 rushing & 1 TD; Storer 6-8, 99 yards & 1 TD; Rushing yards: Duke 175, PITT 116
N 1	Georgia Tech (4/-)	A	W	14-0	27,000	Davis 10-42 rushing + 6-12, 99 yards & 2 TDs; Gantt 4-55 receiving & 1 TD; 1st downs: Duke 12, GT 19; GT 5 TOs
N 8	Davidson (4/-)	A	W	56-0	10,000	Rute 12-98 rushing & 1 TD; Lach 5-61 rushing & 2 TDs; Rushing yards: Duke 614, DAV 51; 1st downs: Duke 27, DAV 3; Duke 728 total yards
N 15	North Carolina (3/-)	H	W	20-0	45,000	Lach 8-61 rushing & 1 TD, 6-277 punting + 1 INT; Siegfried 19-62 rushing & 1 TD; Rushing yards: Duke 194, UNC 186
N 22	N.C. State (3/-)	A	W	55-6	10,000	Siegfried 17-64 rushing & 4 TDs + 2 PATs; Duke 8 TD rushes; Rushing yards: Duke 408, NCS 19; 1st downs: Duke 26, NCS 6
J 1	+Oregon State (2/12)	H	L	16-20	56,000	Davis 12-80 rushing; TOs: Duke 7, ORST 3; Total yards: Duke 310, ORST 329; Halftime: 7-7; ORST 13 points in 3rd quarter

N¹ Baltimore, Md.

+ Rose Bowl

NOTE: After large crowds had been banned on the West Coast due to the Japanese bombing of Pearl Harbor, Duke hosted the Rose Bowl on January 1, 1942, marking the only time the game has been played away from Pasadena, Calif.

	1st	2nd	3rd	4th	OT	Total
Duke	-	-	-	-	-	327
Opponents	-	-	-	-	-	61
TEAM STATISTICS				Duke		Opponents
SCORING				327		61
Points Per Game				32.7		6.1
FIRST DOWNS				162		89
Rushing				107		60
Passing				39		22
Penalty				6		7
RUSHING YARDAGE				2,541		995
Yards gained rushing				-		-
Yards lost rushing				-		-
Rushing Attempts				482		-
Average Per Rush				5.3		-
Average Per Game				254.1		99.5
TDs Rushing				-		-
PASSING YARDAGE				1,104		719
Comp-Att-Int				66-137-11		61-139-18
Average Per Pass				8.1		5.2
Average Per Catch				16.7		11.8
Average Per Game				110.4		71.9
TDs Passing				-		-
TOTAL OFFENSE				3,645		1,248
Total Plays				619		-
Average Per Play				5.9		-
Average Per Game				364.5		124.8
KICK RETURNS				12		41
PUNT RETURNS				48		32
INT RETURNS: #-Yards				18-207		11-103
KICK RETURN AVERAGE				25.4		22.2
PUNT RETURN AVERAGE				10.8		8.0
INT RETURN AVERAGE				11.5		9.4
FUMBLES-LOST				17-6		23-16
PENALTIES-Yards				37-335		31-214
Average Per Game				33.5		21.4
PUNTS				72		88
Average Per Punt				40.6		38.9
Net punt average				-		-
KICKOFFS				56		22
Average Per Kick				45.5		45.3
Net kick average				-		-
TIME OF POSSESSION/Game				-		-
3RD-DOWN Conversions				-		-
3rd-Down Pct				-		-
4TH-DOWN Conversions				-		-
4th-Down Pct				-		-
SACKS BY-Yards				-		-
TOUCHDOWNS SCORED				48		9
FIELD GOALS MADE				0		0
ON-SIDE KICKS				-		-
RED-ZONE SCORES				-		-
RED-ZONE TOUCHDOWNS				-		-
PAT-ATTEMPTS				(35-48) 73%		(7-9) 78%

RUSHING

Player	G	Att	Gain	Loss	Net	Avg	TD	Lg	Avg/G
T. Davis	-	108	-	-	569	5.3	-	-	-
S. Lach	-	63	-	-	532	8.4	-	-	-
W. Siegfried	-	131	-	-	459	3.5	-	-	-
L. Long	-	83	-	-	331	4.0	-	-	-
M. Storer	-	65	-	-	231	3.6	-	-	-
R. Rute	-	32	-	-	209	6.5	-	-	-

PASSING

Player	G	Effic	C-A-I	Pct	Yds	TD	Lg	Avg/G
T. Davis	-	-	37-74	.500	506	-	-	-
M. Storer	-	-	19-41	.463	305	-	-	-
R. Rute	-	-	8-25	.320	119	-	-	-
S. Lach	-	-	2-2	1.000	79	-	-	-

RECEIVING

Player	G	No.	Yds	Avg	TD	Lg	Avg/G
-	-	-	-	-	-	-	-

SCORING

Player	TD	FG	Kick	Rush	Rcv	Pass	Dxp	Saf	Pts
W. Siegfried	14	-	2	-	-	-	-	-	86
S. Lach	10	-	-	-	-	-	-	-	60
T. Davis	7	-	-	-	-	-	-	-	42
B. Gantt	2	-	5	-	-	-	-	-	19
T. Prothro	-	-	17	-	-	-	-	-	17
L. Long	4	-	-	-	-	-	-	-	16
A. Hoover	2	-	-	-	-	-	-	-	14
M. Storer	2	-	-	-	-	-	-	-	14
W. Wartman	2	-	-	-	-	-	-	-	14
G. Bokinsky	1	-	1	-	-	-	-	-	7
R. Morgan	1	-	-	-	-	-	-	-	6
C. Redding	1	-	-	-	-	-	-	-	6
R. Rute	1	-	-	-	-	-	-	-	6
J. Smith	1	-	-	-	-	-	-	-	6
M. Karmazin	-	-	5	-	-	-	-	-	5
L.E. Dempsey	-	-	1	-	-	-	-	-	1
P. Goddard	-	-	1	-	-	-	-	-	1
J. Lipscomb	-	-	1	-	-	-	-	-	1

PUNTING

Player	No.	Yds	Avg	Lg	TB	FC	i20	50+	Blk
S. Lach	25	1,285	45.9	-	-	-	-	-	-
M. Storer	22	861	39.1	-	-	-	-	-	-
T. Davis	20	694	34.7	-	-	-	-	-	-

KICKOFF RETURNS

Player	No.	Yds	Avg	TD	Lg
-	-	-	-	-	-

PUNT RETURNS

Player	No.	Yds	Avg	TD	Lg
-	-	-	-	-	-

INTERCEPTIONS

Player	No.	Yds	Avg	TD	Lg
G. Bokinsky	-	-	-	1	-
M. Storer	-	-	-	-	58

FIELD GOALS

Player	FGM-A	Pct	1-19	20-29	30-39	40-49	50+	Lg	Blk
-	-	-	-	-	-	-	-	-	-

TOTAL OFFENSE LEADERS

Player	G	Plays	Rush	Pass	Total	Avg/G
T. Davis	-	-	569	506	1,072	-
S. Lach	-	-	532	79	611	-
M. Storer	-	-	231	305	536	-

ALL PURPOSE YARDAGE LEADERS

Player	G	Rush	Rec	PR	KOR	IR	Total	Avg/G
-	-	-	-	-	-	-	-	-

TACKLE LEADERS

Player	G	UA	A	Tot	TFL/Yds	Sacks/Yds	PBU
-	-	-	-	-	-	-	-

CAUSED FUMBLES

FUMBLE RECOVERIES

1942

Overall Record: 5-4-1 SC: 3-1-1 (5th)

Head Coach: Eddie Cameron

Assistant Coaches: Dumpy Hagler (Line), Dennis Stanley (End), Herschel Caldwell (Freshman)

Starting Lineup: LE Ralph Morgan, LT Jake Poole, LG Harry Troxell, C Charlie Davis, RG Thomas Burns, RT Bob Nanni, RE Bab Gantt, QB Leo Long, LHB Buddy Luper, RHB Gordon Carver, FB Tom Davis

Captain: Jim Smith | Team MVP: Tom Burns

All-SC: Bob Gantt, Tom Burns, Tom Davis

All-America: Bob Gantt¹ | Academic All-America: –

Miscellaneous Awards: –

S 26	Davidson	N ¹	W	21-0	2,500	Storer 7-86 rushing & 1 TD + 2-100 punting; Long 15-54 rushing & 1 TD; Davis 13-51 rushing; Rushing yards: Duke 274, DAV 54
O 3	Wake Forest	A	L	7-20	7,000	WF HB Cochran 18-95 rushing; WF HB J. Perry 9-46 rushing & 2 TDs; Long 1 TD rush; Rushing yards: Duke 45, WF 201
O 10	Georgia Navy	H	L	12-26	8,000	GANAVY HB Filchcock 13-20, 176 yards & 3 TDs, 11-35 rushing, 3-46 PR + 1-27 KOR; Davis 11-32 rushing & 2 TDs; Luper 17-54 rushing
O 17	Colgate (-/9)	N ²	W	34-0	18,782	Cittadino 16-yard INT return for TD; Wolfe 31-yard INT return for TD; Luper 72-yard PR for TD; Smith 2-yard blocked punt return for TD
O 24	Pittsburgh	A	W	28-0	20,000	Rute 58-yard PR for TD; Gantt 10-yard TD pass from Rute; Rushing yards: Duke 263, PITT 131; TOs: Duke 5, PITT 3
O 31	Georgia Tech (-/9)	H	L	7-26	24,000	GT FB Plaster 15-69 rushing & 2 TDs; Davis 17-87 rushing; Storer 55-yard TD rush; Rushing yards: Duke 161, GT 236; GT defense 3 INTs
N 7	Maryland	H	W	42-0	9,000	Davis 15-114 & 2 TDs (10 & 52); Luper 10-83 rushing, 3-52 PR + 1-33 KOR; Carver 2 INTs; Rushing yards: Duke 224, MD 110
N 14	North Carolina	A	T	13-13	32,000	UNC E Hussey 14-yard TD pass from HB Myers & Myers PATA wide to tie game, 13-13 (6:30; 4th); Luper 19-85 rushing; Davis 1 TD rush
N 21	N.C. State	H	W	47-0	16,000	Davis 24-150 rushing & 4 TDs (41, 1, 1 & 4); Hoover 42-yard INT return for TD; Rushing yards: Duke 232, NCS -1; Duke defense 5 INTs
N 28	Jacksonville NAS	A	L	0-13	7,500	JNAS HB & former Duke All-American G. McAfee 2 TD passes; 1st downs: Duke 13, JNAS 5; Rushing yards: Duke 205, JNAS 80

N¹ Winston-Salem, N.C.

N² Buffalo, N.Y.

	1st	2nd	3rd	4th	OT	Total
Duke	-	-	-	-	-	211
Opponents	-	-	-	-	-	98
TEAM STATISTICS						
				Duke		Opponents
SCORING				211		98
Points Per Game				21.1		9.8
FIRST DOWNS				108		85
Rushing				-		-
Passing				-		-
Penalty				-		-
RUSHING YARDAGE				1,636		1,063
Yards gained rushing				-		-
Yards lost rushing				-		-
Rushing Attempts				404		-
Average Per Rush				4.0		-
Average Per Game				163.6		106.3
TDs Rushing				-		-
PASSING YARDAGE				429		808
Comp-Att-Int				41-117-12		60-196-22
Average Per Pass				3.7		4.1
Average Per Catch				10.5		13.5
Average Per Game				42.9		80.8
TDs Passing				-		-
TOTAL OFFENSE				2,065		1,803
Total Plays				521		-
Average Per Play				4.0		-
Average Per Game				206.5		180.3
KICK RETURNS: #-Yards				-		-
PUNT RETURNS: #-Yards				-		-
INT RETURNS: #-Yards				22-426		12-111
KICK RETURN AVERAGE				-		-
PUNT RETURN AVERAGE				-		-
INT RETURN AVERAGE				19.4		9.3
FUMBLES LOST				12		14
PENALTY YARDS				403		257
Average Per Game				40.3		25.7
PUNTS-Yards				-		-
Average Per Punt				40.1		38.7
Net punt average				-		-
KICKOFFS-Yards				-		-
Average Per Kick				-		-
Net kick average				-		-
TIME OF POSSESSION/Game				-		-
3RD-DOWN Conversions				-		-
3rd-Down Pct				-		-
4TH-DOWN Conversions				-		-
4th-Down Pct				-		-
SACKS BY-Yards				-		-
TOUCHDOWNS SCORED				-		-
FIELD GOALS-ATTEMPTS				-		-
ON-SIDE KICKS				-		-
RED-ZONE SCORES				-		-
RED-ZONE TOUCHDOWNS				-		-
PAT-ATTEMPTS				-		-

RUSHING

Player	G	Att	Gain	Loss	Net	Avg	TD	Lg	Avg/G
B. Luper	-	101	-	-	454	4.5	-	-	-
T. Davis	-	136	-	-	417	3.1	-	-	-
M. Storer	-	33	-	-	264	8.0	-	-	-
R. Rute	-	49	-	-	174	3.6	-	-	-
G. Carver	-	19	-	-	114	6.0	-	-	-
L. Long	-	36	-	-	104	2.9	-	-	-
J. Wolfe	-	12	-	-	44	3.7	-	-	-
B. Cittadino	-	4	-	-	33	8.3	-	-	-
J. Smith	-	6	-	-	11	1.8	-	-	-
E. Beamer	-	2	-	-	10	5.0	-	-	-
A. Vann	-	2	-	-	6	3.0	-	-	-
R. Morgan	-	2	-	-	3	1.5	-	-	-
E. Jones	-	2	-	-	2	1.0	-	-	-

PASSING

Player	G	Effic	C-A-I	Pct	Yds	TD	Lg	Avg/G
T. Davis	-	-	15-42	.357	179	-	-	-
R. Rute	-	-	12-32	.375	153	-	-	-
B. Luper	-	-	11-35	.314	94	-	-	-
M. Storer	-	-	1-2	.500	3	-	-	-
A. Vann	-	-	0-1	.000	0	-	-	-

RECEIVING

Player	G	No.	Yds	Avg	TD	Lg	Avg/G
T. Davis	-	8	30	3.8	-	-	-
G. Carver	-	7	152	21.7	-	-	-
B. Gantt	-	6	80	13.3	-	-	-
B. Cittadino	-	5	46	9.2	-	-	-
T. Burns	-	2	19	9.5	-	-	-
L. Long	-	2	16	8.0	-	-	-
E. Beamer	-	2	9	4.5	-	-	-
A. Hoover	-	1	8	8.0	-	8	-
R. Morgan	-	1	4	4.0	-	4	-

SCORING

Player	TD	FG	Kick	Rush	Rcv	Pass	Dxp	Saf	Pts
T. Davis	9	-	-	-	-	-	-	-	54
B. Gantt	2	-	24	-	-	-	-	-	36
M. Storer	6	-	-	-	-	-	-	-	36
L. Long	3	-	-	-	-	-	-	-	18
G. Carver	2	-	-	-	-	-	-	-	12
B. Cittadino	2	-	-	-	-	-	-	-	12
R. Rute	2	-	-	-	-	-	-	-	12
T. Burns	1	-	-	-	-	-	-	-	6
A. Hoover	1	-	-	-	-	-	-	-	6
B. Luper	1	-	-	-	-	-	-	-	6
H. Smith	1	-	-	-	-	-	-	-	6
J. Wolfe	1	-	-	-	-	-	-	-	6

PUNTING

Player	No.	Yds	Avg	Lg	TB	FC	i20	50+	Blk
M. Storer	31	1,108	45.8	-	-	-	-	-	-
G. Carver	22	890	26.8	-	-	-	-	-	-
T. Davis	7	291	41.6	-	-	-	-	-	-
J. Smith	6	217	36.2	-	-	-	-	-	-
B. Byrd	1	43	43.0	43	-	-	-	-	-

KICKOFF RETURNS

Player	No.	Yds	Avg	TD	Lg
B. Luper	5	119	23.8	0	-
L. Long	4	68	17.0	0	-
T. Davis	3	73	24.3	0	-
M. Storer	3	73	24.3	0	-
G. Carver	2	47	23.5	0	-
A. Vann	1	25	25.0	0	25
R. Rute	1	22	22.0	0	22
E. Beamer	1	10	10.0	0	10
R. Morgan	1	9	9.0	0	9

PUNT RETURNS

Player	No.	Yds	Avg	TD	Lg
B. Luper	25	426	17.0	1	-
R. Rute	15	248	16.5	1	-
T. Davis	4	19	4.8	0	-
A. Hoover	1	10	10.0	0	10
H. Smith	1	2	2.0	1	2

INTERCEPTIONS

Player	No.	Yds	Avg	TD	Lg
B. Luper	4	104	26.0	0	-
B. Cittadino	3	31	10.3	1	-
L. Long	3	28	9.3	0	-
T. Davis	3	2	0.7	0	-
A. Hoover	2	53	26.5	1	-
M. Storer	2	41	20.5	0	-
J. Wolfe	1	31	31.0	1	31
R. Rute	1	31	13.0	0	13
B. Gantt	1	8	8.0	0	8
B. Nanni	1	1	1.0	0	1
E. Jones	1	0	0.0	0	-

FIELD GOALS

Player	FG-A	Pct	1-19	20-29	30-39	40-49	50+	Lg	Blk
-	-	-	-	-	-	-	-	-	-

TOTAL OFFENSE LEADERS

Player	G	Plays	Rush	Pass	Total	Avg/G
T. Davis	-	-	417	179	596	-
B. Luper	-	-	454	94	548	-

ALL PURPOSE YARDAGE LEADERS

Player	G	Rush	Rec	PR	KOR	IR	Total	Avg/G
B. Luper	-	454	0	426	119	104	1,103	-
T. Davis	-	417	30	19	73	2	541	-
G. Carver	-	114	152	0	47	0	313	-

TACKLE LEADERS

Player	G	UA	A	Tot	TFL/Yds	Sacks/Yds	PBU
-	-	-	-	-	-	-	-

CAUSED FUMBLES

-	-
---	---

FUMBLE RECOVERIES

-	-
---	---

1943

Overall Record: 8-1 SC: 4-0 (1st) Final National Ranking: 7th (AP)

Southern Conference Champions

Head Coach: Eddie Cameron

Assistant Coaches: Dumpy Hagler (Line), Bob Cox (Backfield), Dennis Stanley (End), Herschel Caldwell (JV), Harvey Potter (Asst. JV)

Starting Lineup: LE Benny Cittadino, LT Pat Preston, LG Bill Milner, C Fletcher Wall, RG Jim Myers, RT Jack Bush or Bob Nanni, RE Bob Gantt, QB Leo Long (first 6 games) or Walter Palmer (final 3 games), LHB Buddy Luper, RHB Lamar Blount, FB Tom Davis

Captains: Game | Team MVP: -

All-SC: Bill Milner, Pat Preston, Tom Davis, Buddy Luper

All-America: Bob Gantt¹, Bill Milner¹, Pat Preston¹, Tom DavisTM, Buddy LuperTM, Benny CittadinoTM, Jim MyersTM | Academic All-America: -

Miscellaneous Awards: -

S 8	Camp Lejeune	H	W	40-0	12,700	Davis 12-38 rushing & 2 TDs; Luper 4-7, 87 yards & 1 TD; Blount 42-yard INT return for TD; Rushing yards: Duke 213, CL 55
S 25	Richmond	H	W	61-0	7,415	Mulligan 4-125 rushing & 1 TD (65); Rute 2 TD rushes; Blount 5-33 rushing & 1 TD + 59-yard TD reception; Total offense: Duke 508, RICH 115
O 2	N.C. Pre-Flight	H	W	42-0	6,179	Murphy 2-3, 76 yards & 2 TDs, 3-26 rushing, 1-68 punting, 2-36 PR + 1 INT; Carver 2-76 receiving & 2 TDs; Total offense: Duke 405, NCPF 202
O 9	Navy (5/4)	N ¹	L	13-14	55,600	Gantt failed PATA after Hartley 14-yard TD rush (2:00; 4th); Preston blocked punt recovery in EZ for TD; Total offense: Duke 142, NAVY 219
O 16	North Carolina (6/-)	H	W	14-7	27,700	Davis 17-89 rushing & 1 TD; Hartley 46-yard INT return for TD; UNC HB Myers 6-14, 123 yards & 1 TD; Duke defense 5 INTs
O 30	Georgia Tech (8/-)	A	W	14-7	30,000	Carver GW 37-yard TD reception from Murphy (4th); Davis 20-66 rushing & 1 TD; Luper 5-34 rushing; Total offense: Duke 283, GT 101
N 6	N.C. State (9/-)	A	W	75-0	5,000	Miller 7-110 rushing; Luper 6-109 rushing & 2 TDs; Folger 5-47 rushing & 2 TDs; Duke 11 rushing TDs; Rushing yards: Duke 521, NCS -49
N 13	Virginia (7/-)	H	W	49-0	6,000	Balitsaris 15-69 rushing & 2 TDs; Hartley 8-74 rushing & 1 TD; Rushing yards: Duke 377, UVA -2; Halftime: Duke, 28-0
N 20	North Carolina (6/-)	A	W	27-6	27,000	Luper 10-146 rushing & 1 TD (79), 6-244 punting + 5-36 PR; Balitsaris 12-72 rushing & 1 TD; Total offense: Duke 337, UNC 121
N ¹	Baltimore, Md.					

	1st	2nd	3rd	4th	OT	Total
Duke	82	89	63	101	-	335
Opponents	0	21	0	13	-	34
TEAM STATISTICS				Duke		Opponents
SCORING				355		34
Points Per Game				39.4		3.8
FIRST DOWNS				121		64
Rushing				102		28
Passing				13		28
Penalty				6		8
RUSHING YARDAGE				2,659		337
Yards gained rushing				-		-
Yards lost rushing				-		-
Rushing Attempts				480		-
Average Per Rush				5.5		-
Average Per Game				295.4		37.4
TDs Rushing				-		-
PASSING YARDAGE				664		749
Comp-Att-Int				33-78-7		-
Average Per Pass				8.5		-
Average Per Catch				20.1		-
Average Per Game				73.8		-
TDs Passing				-		-
TOTAL OFFENSE				3,323		1,086
Total Plays				558		-
Average Per Play				6.0		-
Average Per Game				369.2		120.7
KICK RETURNS: #-Yards				12-283		-
PUNT RETURNS: #-Yards				54-632		-
INT RETURNS: #-Yards				-		-
KICK RETURN AVERAGE				23.6		-
PUNT RETURN AVERAGE				11.7		-
INT RETURN AVERAGE				-		-
FUMBLES-LOST				-		-
PENALTIES-Yards				-		-
Average Per Game				-		-
PUNTS-Yards				71-2,515		-
Average Per Punt				35.4		-
Net punt average				-		-
KICKOFFS-Yards				-		-
Average Per Kick				-		-
Net kick average				-		-
TIME OF POSSESSION/Game				-		-
3RD-DOWN Conversions				-		-
3rd-Down Pct				-		-
4TH-DOWN Conversions				-		-
4th-Down Pct				-		-
SACKS BY-Yards				-		-
TOUCHDOWNS SCORED				49		-
FIELD GOALS-ATTEMPTS				-		-
ON-SIDE KICKS				-		-
RED-ZONE SCORES				-		-
RED-ZONE TOUCHDOWNS				-		-
PAT-ATTEMPTS				(42-49) 86%		-

RUSHING									
Player	G	Att	Gain	Loss	Net	Avg	TD	Lg	Avg/G
B. Luper	-	76	-	-	520	6.8	-	79	-
T. Davis*	-	81	-	-	328	4.0	-	-	-
H. Hartley	-	45	-	-	255	5.4	-	-	-
R.J. McDougal*	-	48	-	-	213	4.4	-	-	-
G. Balitsaris	-	37	-	-	187	5.0	-	-	-
B. Murphy*	-	30	-	-	180	6.0	-	-	-
B. Mulligan*	-	6	-	-	143	23.8	-	-	-
J. Borbely	-	23	-	-	135	5.6	-	-	-
J. Miller	-	10	-	-	107	10.7	-	-	-
L. Blount*	-	19	-	-	102	5.4	-	-	-
G. Carver	-	14	-	-	98	7.0	-	70	-
R. Rute*	-	13	-	-	58	4.5	-	-	-
Felton	-	7	-	-	57	8.1	-	-	-
F. Folger	-	8	-	-	57	7.1	-	-	-
B. Cittadino	-	7	-	-	45	6.4	-	-	-
J. Perry*	-	20	-	-	39	2.0	-	-	-
Strickland*	-	8	-	-	31	3.9	-	-	-
C. Haggerty	-	11	-	-	28	2.5	-	-	-
G. Clark	-	2	-	-	16	8.0	-	-	-
J. Wolfe*	-	2	-	-	16	8.0	-	-	-
E. Carlton	-	1	-	-	14	14.0	-	-	-
C. Lewis	-	3	-	-	14	4.7	-	-	-
O. Sacrinty	-	2	-	-	8	2.7	-	-	-
M. Rainer*	-	2	-	-	7	3.5	-	-	-
Brady	-	2	-	-	6	3.0	-	-	-
E. Knotts	-	1	-	-	6	6.0	-	-	-
PASSING									
Player	G	Effic	C-A-I	Pct	Yds	TD	Lg	Avg/G	
B. Luper	-	-	14-36-3	389	351	-	59	-	
B. Murphy*	-	-	12-24-3	500	226	-	-	-	
J. Perry*	-	-	1-1-0	1,000	40	-	40	-	
H. Hartley	-	-	5-16-1	313	31	-	-	-	
R. Rute*	-	-	1-1-0	1,000	16	-	16	-	
RECEIVING									
Player	G	No.	Yds	Avg	TD	Lg	Avg/G		
L. Blount*	-	6	227	37.8	-	-	-		
G. Carver	-	5	128	25.6	-	-	-		
T. Davis*	-	4	22	5.5	-	-	-		
J. Copley*	-	3	51	17.0	-	-	-		
B. Cittadino	-	3	40	13.3	-	-	-		
J. Perry*	-	2	27	13.5	-	-	-		
B. Gantt	-	2	23	11.5	-	-	-		
K. Mote	-	2	13	6.5	-	-	-		
M. Rainer*	-	1	40	40.0	-	40	-		
B. Mulligan*	-	1	27	27.0	-	27	-		
Moates*	-	1	16	16.0	-	16	-		
C. Haggerty	-	1	7	7.0	-	7	-		
J. Wolfe*	-	1	3	3.0	-	3	-		
SCORING									
Player	TD	FG	Kick	Rush	Rcv	Pass	Dxp	Saf	Pts
B. Gantt	1	0-0	41-46	0-0	0	0-0	0	0	47
B. Luper	5	0-0	0-0	0-0	0	0-0	0	0	30
G. Balitsaris	4	0-0	0-0	0-0	0	0-0	0	0	24
L. Blount*	4	0-0	0-0	0-0	0	0-0	0	0	24
G. Carver	4	0-0	0-0	0-0	0	0-0	0	0	24
T. Davis*	4	0-0	0-0	0-0	0	0-0	0	0	24
O. Sacrinty	4	0-0	0-0	0-0	0	0-0	0	0	24
B. Murphy*	3	0-0	0-0	0-0	0	0-0	0	0	18
Strickland*	3	0-0	0-0	0-0	0	0-0	0	0	18
B. Cittadino	2	0-0	0-0	0-0	0	0-0	0	0	12
F. Folger	2	0-0	0-0	0-0	0	0-0	0	0	12
J. Borbely	1	0-0	0-0	0-0	0	0-0	0	0	6
Brady	1	0-0	0-0	0-0	0	0-0	0	0	6
E. Carlton	1	0-0	0-0	0-0	0	0-0	0	0	6
Felton	1	0-0	0-0	0-0	0	0-0	0	0	6
E. Knotts	1	0-0	0-0	0-0	0	0-0	0	0	6
Milner	1	0-0	0-0	0-0	0	0-0	0	0	6
B. Haggerty	1	0-0	0-0	0-0	0	0-0	0	0	6
R.J. McDougal	1	0-0	0-0	0-0	0	0-0	0	0	6
B. Nanni*	1	0-0	0-0	0-0	0	0-0	0	0	6
J. Perry*	1	0-0	0-0	0-0	0	0-0	0	0	6
P. Preston*	1	0-0	0-0	0-0	0	0-0	0	0	6
J. Wolfe*	1	0-0	0-0	0-0	0	0-0	0	0	6

PUNTING									
Player	No.	Yds	Avg	Lg	TB	FC	I20	50+	Blk
T. Davis*	26	822	33.9	79	-	-	-	-	2
G. Carver	12	454	27.8	-	-	-	-	-	-
B. Murphy*	12	450	37.5	-	-	-	-	-	-
B. Luper	6	271	45.0	-	-	-	-	-	-
J. Perry*	4	148	37.0	-	-	-	-	-	-
Felton	3	72	24.0	-	-	-	-	-	-
B. Mulligan*	2	99	49.5	-	-	-	-	-	-
H. Hartley	2	80	40.0	-	-	-	-	-	-
F. Folger	2	44	22.0	-	-	-	-	-	-
J. Miller	1	5	5.0	5	-	-	-	-	-
KICKOFF RETURNS									
Player	No.	Yds	Avg	TD	Lg				
T. Davis*	3	113	37.7	0	-				
B. Luper	3	70	23.3	0	-				
G. Carver	1	30	30.0	0	30				
L. Blount*	1	19	19.0	0	19				
B. Cittadino	1	18	18.0	0	18				
H. Hartley	1	18	18.0	0	18				
G. Smith	1	10	10.0	0	10				
J. Borbely	1	5	5.0	0	5				
PUNT RETURNS									
Player	No.	Yds	Avg	TD	Lg				
B. Luper	19	221	11.6	0	-				
H. Hartley	15	205	13.7	0	-				
B. Murphy*	12	147	12.3	0	-				
J. Miller	3	41	13.7	0	-				
R. Rute*	1	16	16.0	0	16				
E. Knotts	1	12	0.0	1	12				
B. Nanni*	1	11	11.0	0	11				
R.J. McDougal	1	1	1.0	0	1				
B. Cittadino	1	0	0.0	0	-				
C. Lewis	1	0	0.0	0	-				
P. Preston*	1	0	0.0	1	-				
INTERCEPTIONS									
Player	No.	Yds	Avg	TD	Lg				
H. Hartley	4	94	23.5	1	-				
R.J. McDougal	3	54	18.0	0	-				
B. McCain	3	11	3.7	0	-				
B. Murphy	2	23	11.5	0	-				
C. Haggerty	1	62	62.0	0	62				
L. Blount*	1	42	42.0	1	42				
M. Rainer	1	25	25.0	0	25				
J. Crowder	1	11	11.0	0	11				
G. Cook	1	7	7.0	0	7				
F. Wall	1	6	6.0	0	6				
G. Carver	1	5	5.0	0	5				
J. Bradshaw	1	3	3.0	0	3				
B. Luper	1	3	3.0	0	3				
K. Mote	1	2	2.0	0	2				
L. Ott	1	2	2.0	0	2				
L. Long	1	0	0.0	0	-				

1944

Overall Record: 6-4 SC: 4-0 (1st) Final National Ranking: 11th (AP)

Southern Conference Champions • Sugar Bowl

Head Coach: Eddie Cameron

Assistant Coaches: Dumpy Hagler (Line), Bob Cox (Backfield), Dennis Stanley (End), Herschel Caldwell (JV), Harvey Potter (Asst. JV)

Starting Lineup: LE Clarke Jones, LT Fred Hardison, LG Fred Sink, C John Crowder, RG Ernie Knotts, RT John Kearns, RE Reece Harry, QB John Krisza, LH George Clark, RH Gordon Carver, FB Tom Davis

Captain: Gordon Carver | Team MVP: Tom Davis

All-SC: Tom Davis

All-America: Tom Davis³, Garland WolfeTM, Ernie KnottsTM, John KernsTM, Frank IrwinTM, Gordon CarverTM | Academic All-America: –

Miscellaneous Awards: SC Jacobs Blocking Trophy (Tom Davis)

S 23	Richmond	H	W	61-7	8,250	Lewis 9-116 rushing; Clark 4-104 PR & 1 TD; Davis 12-83 rushing & 2 TDs; 1st downs: Duke 15, RICH 2; Rushing yards: Duke 419, RICH 13
S 30	Pennsylvania	A	L	7-18	40,000	PENN HB Minisi 14-82 rushing & 2 TDs, 2-2, 17 yards & 1 TD, 1-46 receiving + 5-40 PR; Davis 15-40 rushing; Carver 2-35 receiving & 1 TD
O 7	N.C. Pre-Flight	H	L	6-13	19,000	NCPF FB Koslowski 13-72 rushing & 1 TD, 1-1, 12 yards, 1-21 receiving + 6-235 punting; Davis 17-89 rushing; Clark 1 TD rush
O 14	Navy (-/6)	N ¹	L	0-7	25,000	NAVY HB Hamberg 11-51 rushing, 1-4, 32 yards & 1 TD, 5-136 punting + 4-54 PR; Davis 17-13 rushing; Total offense: Duke 82, NAVY 133
O 21	Army West Point (-/2)	N ²	L	7-27	45,000	ARMY HB Hall 11-98 rushing & 1 TD; Clark 11-43 rushing; Davis 1 TD rush; Rushing yards: Duke 57, ARMY 314; Halftime: Duke, 7-6
N 4	Georgia Tech (-/5)	H	W	19-13	30,000	Smith GW 10-yard TD pass from Lewis (4th); Clark 16-140 rushing & 1 TD (69); Total offense: Duke 336, GT 194; Duke defense 3 INTs
N 11	Wake Forest (20/12)	H	W	34-0	28,000	Davis 10-113 rushing & 2 TDs; Clark 12-67 rushing + 3-119 PR & 1 TD; WF HB Sacrinty 17-52 rushing; Rushing yards: Duke 262, WF 96
N 18	South Carolina (10/-)	A	W	34-7	12,000	Clark 14-99 rushing, 1-1, 35 yards, 2-22 PR + 2-80 KOR; Lewis 8-83 rushing & 2 TDs; Davis 2 TD rushes; Rushing yards: Duke 330, SCAR 57
N 25	North Carolina (11/-)	A	W	33-0	20,000	Clark 12-90 rushing & 1 TD; Carver 2 TD receptions; 1st downs: Duke 9, UNC 9; Rushing yards: Duke 152, UNC -8; Halftime: Duke, 21-0
J 1	+Alabama (11/-)	N ³	W	29-26	73,000	Clark GW 20-yard TD rush (4th); Carver tackle of HB Jones ends ALA final drive at Duke 25 (0:00; 4th); Clark 2 TD rushes

N¹ Baltimore, Md.

N² New York, N.Y.

N³ New Orleans, La.

+ Sugar Bowl

	1st	2nd	3rd	4th	OT	Total
Duke	-	-	-	-	-	230
Opponents	-	-	-	-	-	118
TEAM STATISTICS						Duke Opponents
SCORING						230 118
Points Per Game						23.0 11.8
FIRST DOWNS						100 93
Rushing						- -
Passing						- -
Penalty						- -
RUSHING YARDAGE						2,109 1,147
Yards gained rushing						- -
Yards lost rushing						- -
Rushing Attempts						455 -
Average Per Rush						4.6 -
Average Per Game						210.9 114.7
TDs Rushing						- -
PASSING YARDAGE						485 908
Comp-Att-Int						34-81-12 -
Average Per Pass						6.0 -
Average Per Catch						14.3 -
Average Per Game						48.5 90.8
TDs Passing						- -
TOTAL OFFENSE						2,594 2,055
Total Plays						536 -
Average Per Play						4.8 -
Average Per Game						259.4 205.5
KICK RETURNS: #-Yards						- -
PUNT RETURNS: #-Yards						- -
INT RETURNS: #-Yards						16-154 -
KICK RETURN AVERAGE						- -
PUNT RETURN AVERAGE						- -
INT RETURN AVERAGE						9.6 -
FUMBLES-LOST						- -
PENALTIES-Yards						- -
Average Per Game						- -
PUNTS-Yards						- -
Average Per Punt						- -
Net punt average						- -
KICKOFFS-Yards						- -
Average Per Kick						- -
Net kick average						- -
TIME OF POSSESSION/Game						- -
3RD-DOWN Conversions						- -
3rd-Down Pct						- -
4TH-DOWN Conversions						- -
4th-Down Pct						- -
SACKS BY-Yards						- -
TOUCHDOWNS SCORED						- -
FIELD GOALS-ATTEMPTS						- -
ON-SIDE KICKS						- -
RED-ZONE SCORES						- -
RED-ZONE TOUCHDOWNS						- -
PAT-ATTEMPTS						- -

RUSHING

Player	G	Att	Gain	Loss	Net	Avg	TD	Lg	Avg/G
G. Clark	-	103	-	-	651	6.3	-	-	-
T. Davis	-	164	-	-	562	3.4	-	-	-
C. Lewis	-	40	-	-	297	7.4	-	-	-
G. Carver	-	46	-	-	147	3.2	-	-	-
J. LaRue	-	12	-	-	114	9.5	-	-	-
J.C. Kennard	-	23	-	-	93	4.0	-	-	-
L. Spears	-	30	-	-	91	3.0	-	-	-
G. Balitsaris	-	20	-	-	80	4.0	-	-	-
C. Haggerty	-	5	-	-	39	7.8	-	-	-
W. Stephanz	-	3	-	-	26	8.7	-	-	-
Reynolds	-	2	-	-	26	13.0	-	-	-
C. Jones	-	4	-	-	6	1.5	-	-	-
C. Waterman	-	3	-	-	6	2.0	-	-	-
M. Ressler	-	1	-	-	1	1.0	-	-	-
McMillan	-	3	-	-	-1	-0.3	-	-	-

PASSING

Player	G	Effic	C-A-I	Pct	Yds	TD	Lg	Avg/G
T. Davis	-	-	11-22-3	.500	160	-	-	-
C. Lewis	-	-	9-22-3	.409	151	-	-	-
G. Clark	-	-	10-18-3	.556	137	-	-	-
J.C. Kennard	-	-	4-16-2	.250	37	-	-	-
G. Carver	-	-	0-1-1	.000	0	-	-	-
R. DiGiovanni	-	-	0-1-1	.000	0	-	-	-
J. LaRue	-	-	0-1-0	.000	0	-	-	-

RECEIVING

Player	G	No.	Yds	Avg	TD	Lg	Avg/G
G. Carver	-	17	287	16.9	-	-	-
H. Raether	-	6	111	18.5	-	-	-
T. Davis	-	4	5	1.3	-	-	-
B. Smith	-	3	24	8.0	-	-	-
C. Jones	-	3	14	4.7	-	-	-
J. LaRue	-	1	54	54.0	-	54	-
J. Krisza	-	1	13	13.0	-	13	-
McMillan	-	1	4	4.0	-	4	-
L. Spears	-	1	-3	-3.0	-	-	-

SCORING

Player	TD	FG	Kick	Rush	Rcv	Pass	Dxp	Saf	Pts
T. Davis	10	-	-	-	-	-	-	-	60
G. Clark	8	-	-	-	-	-	-	-	48
H. Raether	2	-	21-31	-	-	-	-	-	33
G. Carver	4	-	-	-	-	-	-	-	24
G. Balitsaris	2	-	-	-	-	-	-	-	12
C. Lewis	2	-	-	-	-	-	-	-	12
C. Haggerty	1	-	-	-	-	-	-	-	6
C. Jones	1	-	-	-	-	-	-	-	6
J. LaRue	1	-	-	-	-	-	-	-	6
Reynolds	1	-	-	-	-	-	-	-	6
E. Sharkey	1	-	-	-	-	-	-	-	6
R. Smith	1	-	-	-	-	-	-	-	6
F. Hardison	-	-	-	-	-	-	-	1	2
L. Spears	-	-	1-1	-	-	-	-	-	1
TEAM	-	-	-	-	-	-	-	1	2

PUNTING

Player	No.	Yds	Avg	Lg	TB	FC	i20	50+	Blk
T. Davis	36	1,350	39.0	-	-	-	-	-	-
G. Carver	25	647	26.0	-	-	-	-	-	-
J.C. Kennard	1	52	52.0	-	-	-	-	-	-
G. Clark	2	47	23.5	-	-	-	-	-	-
W. Stephanz	1	37	37.0	37	-	-	-	-	-

KICKOFF RETURNS

Player	No.	Yds	Avg	TD	Lg
-	-	-	-	-	-

PUNT RETURNS

Player	No.	Yds	Avg	TD	Lg
G. Clark	-	-	-	2	95

INTERCEPTIONS

Player	No.	Yds	Avg	TD	Lg
E. Sharkey	3	41	13.7	1	-
J. Crowder	3	21	7.0	0	-
G. Carver	3	20	6.7	0	-
T. Davis	2	3	1.5	0	-
G. Clark	1	30	30.0	0	30
J. LaRue	1	26	26.0	0	26
C. Lewis	1	13	13.0	0	13
L. Spears	1	0	0.0	0	-
P. Stephanz	1	0	0.0	0	-

FIELD GOALS

Player	FGM-A	Pct	1-19	20-29	30-39	40-49	50+	Lg	Blk
-	-	-	-	-	-	-	-	-	-

TOTAL OFFENSE LEADERS

Player	G	Plays	Rush	Pass	Total	Avg/G
G. Clark	-	-	651	137	788	-
T. Davis	-	-	562	160	722	-
C. Lewis	-	-	297	151	448	-

ALL PURPOSE YARDAGE LEADERS

Player	G	Rush	Rec	PR	KOR	IR	Total	Avg/G
-	-	-	-	-	-	-	-	-

TACKLE LEADERS

Player	G	UA	A	Tot	TFL/Yds	Sacks/Yds	PBU
-	-	-	-	-	-	-	-

CAUSED FUMBLES

-	-
---	---

FUMBLE RECOVERIES

-	-
---	---

1945

Overall Record: 6-2 SC: 4-0 (1st) Final National Ranking: 13th (AP)

Southern Conference Champions

Head Coach: Eddie Cameron

Assistant Coaches: Dumpy Hagler (Line), Bob Cox (Backfield), Dennis Stanley (End), Herschel Caldwell (JV), Harvey Potter (Asst. JV)

Starting Lineup: LE Kelley Mote, LT Ed Sharkey, LG Ed Perini, C John Crowder, RG Ernie Knotts, RT Ted Marshall, RE Ed Austin, QB John Krisza, HB George Clark, HB Gordon Carver, FB Alvin McCully

Captains: Ernie Knotts & Kelley Mote | Team MVP: Gordon Carver

All-SC: Al DeRogatis, Bill Milner, Kelley Mote

All-America: George Clark³, Ernie Knotts², Kelley MoteTM | Academic All-America: -

Miscellaneous Awards: -

S 22	South Carolina	H	W	60-0	12,000	Clark 9-166 rushing & 3 TDs + 1-1, 56 yards & 1 TD; McCully 9-89 rushing & 1 TD; Rushing yards: Duke 431, SCAR: -16; SCAR -6 total yards
S 29	Bogue Field	H	W	76-0	22,000	Christner 6-42 rushing & 2 TDs + 22-yard INT return for TD; Carver 88-yard INT return for TD; Rushing yards: Duke 479, BF 1
O 6	Navy	H	L	0-21	44,000	NAVY HB Scott 8-107 rushing & 1 TD; Carver 5-31 rushing, 1-1, 12 yards, 1-5 receiving + 12-420 punting; Total offense: Duke 84, NAVY 183
O 13	Wake Forest (13/-)	A	W	26-19	18,000	Clark GW 58-yard TD rush (4th); Clark 17-214 rushing & 3 TDs; WF E Harris 4-80 receiving & 1 TD; Total offense: Duke 302, WF 306
O 27	Army West Point (19/1)	N ¹	L	13-48	44,687	ARMY FB & eventual Heisman Trophy recipient Blanchard 6-64 rushing & 1 TD, 59-yard TD reception + 6-324 KOR; Clark 2 TD passes
N 3	Georgia Tech (18/-)	A	W	14-6	30,000	Palladino 16-37 rushing & 2 TDs; Clark 19-68 rushing; Rushing yards: Duke 166, GT 210; 1st downs: Duke 8, GT 12
N 10	N.C. State (16/-)	H	W	26-13	15,000	Hodges 8-71 rushing & 2 TDs; Carver 47-yard INT return for TD; NCS HB Turner 100-yard INT return for TD; Total offense: Duke 345, NCS 156
N 24	North Carolina (15/-)	H	W	14-7	44,000	Hodges 23-76 rushing & 1 TD; Palladino 25-60 rushing & 1 TD; UNC HB Gorman 6-13, 105 yards & 1 TD; Total offense: Duke 209, UNC 141

N¹ New York, N.Y.

	1st	2nd	3rd	4th	OT	Total
Duke	46	80	35	68	-	229
Opponents	-	-	-	-	-	114
TEAM STATISTICS						
				Duke		Opponents
SCORING				229		114
Points Per Game				28.6		14.3
FIRST DOWNS				85		61
Rushing				59		41
Passing				21		17
Penalty				5		3
RUSHING YARDAGE				1,769		-
Yards gained rushing				-		-
Yards lost rushing				-		-
Rushing Attempts				358		-
Average Per Rush				4.9		-
Average Per Game				221.1		-
TDs Rushing				-		-
PASSING YARDAGE				585		-
Comp-Att-Int				33-70-8		-
Average Per Pass				8.4		-
Average Per Catch				17.7		-
Average Per Game				73.1		-
TDs Passing				-		-
TOTAL OFFENSE				2,354		-
Total Plays				428		-
Average Per Play				5.5		-
Average Per Game				294.3		-
KICK RETURNS: #-Yards				-		-
PUNT RETURNS: #-Yards				-		-
INT RETURNS: #-Yards				11-283		-
KICK RETURN AVERAGE				-		-
PUNT RETURN AVERAGE				-		-
INT RETURN AVERAGE				-		-
FUMBLES-LOST				-		-
PENALTIES-Yards				-		-
Average Per Game				-		-
PUNTS-Yards				-		-
Average Per Punt				-		-
Net punt average				-		-
KICKOFFS-Yards				-		-
Average Per Kick				-		-
Net kick average				-		-
TIME OF POSSESSION/Game				-		-
3RD-DOWN Conversions				-		-
3rd-Down Pct				-		-
4TH-DOWN Conversions				-		-
4th-Down Pct				-		-
SACKS BY-Yards				-		-
TOUCHDOWNS SCORED				34		-
FIELD GOALS-ATTEMPTS				-		-
ON-SIDE KICKS				-		-
RED-ZONE SCORES				-		-
RED-ZONE TOUCHDOWNS				-		-
PAT-ATTEMPTS				(23-34) 68%		-

RUSHING

Player	G	Att	Gain	Loss	Net	Avg	TD	Lg	Avg/G
G. Clark*	-	64	-	-	530	8.3	-	69	-
A. McCully	-	39	-	-	185	4.7	-	-	-
F. Palladino	-	53	-	-	172	3.2	-	-	-
R. Hodges	-	32	-	-	150	4.6	-	45	-
G. Carver	-	38	-	-	144	3.8	-	-	-
C. Haggerty	-	22	-	-	101	4.6	-	-	-
J. LaRue*	-	14	-	-	94	6.7	-	-	-
B. Herlong	-	18	-	-	85	4.7	-	-	-
B. Aumen	-	22	-	-	71	3.2	-	-	-
A. Bryson	-	11	-	-	71	6.4	-	-	-
H. Christner	-	14	-	-	66	4.7	-	-	-
H. Hipps	-	3	-	-	21	7.0	-	-	-
B. Frye	-	9	-	-	17	1.9	-	-	-
K. Mote	-	4	-	-	14	3.5	-	-	-
B. Scupine	-	2	-	-	11	5.5	-	-	-
B. Sutton	-	3	-	-	11	3.6	-	-	-
J. Bortner*	-	3	-	-	10	3.3	-	-	-
B. Higginbotham*	-	4	-	-	10	2.5	-	-	-
Tilly*	-	3	-	-	6	2.0	-	-	-

PASSING

Player	G	Effic	C-A-I	Pct	Yds	TD	Lg	Avg/G
G. Clark*	-	-	15-20-2	.750	275	-	56	-
B. Frye	-	-	7-18-1	.389	153	-	58	-
R. Hodges	-	-	4-6-0	.667	62	-	37	-
B. Herlong	-	-	2-4-1	.500	47	-	-	-
B. Aumen	-	-	1-7-1	.143	13	-	-	-
A. Bryson	-	-	1-5-0	.200	12	-	-	-
G. Carver	-	-	1-2-1	.500	12	-	-	-
A. McCully	-	-	1-3-0	.333	7	-	-	-
F. Palladino	-	-	1-2-1	.500	4	-	-	-
H. Christner	-	-	0-1-0	.000	0	-	-	-
H. Hipps	-	-	0-1-1	.000	0	-	-	-

RECEIVING

Player	G	No.	Yds	Avg	TD	Lg	Avg/G
G. Carver	-	7	140	20.0	-	-	-
K. Mote	-	4	55	13.8	-	-	-
E. Austin	-	4	53	13.3	-	-	-
J. LaRue*	-	3	96	32.0	-	-	-
J. Krisza	-	3	43	14.3	-	-	-
B. Duncan	-	3	35	11.7	-	-	-
D. Hayden	-	2	50	25.0	-	-	-
B. Scupine	-	1	58	58.0	-	-	-
E. Koffenberger	-	1	17	17.0	-	17	-
T. Bozich	-	1	14	14.0	-	14	-
A. McCully	-	1	8	8.0	-	8	-
G. Clark*	-	1	7	7.0	-	7	-
F. Palladino	-	1	5	5.0	-	5	-

SCORING

Player	TD	FG	Kick	Rush	Rcv	Pass	Dxp	Saf	Pts
G. Clark*	7	0-0	0-0	0	0	0-0	0	0	42
H. Christner	4	0-0	0-0	0	0	0-0	0	0	24
R. Hodges	4	0-0	0-0	0	0	0-0	0	0	24
F. Palladino	4	0-0	0-0	0	0	0-0	0	0	24
B. Sutton	0	0-0	23-33	0-0	0	0-0	0	0	23
G. Carver	3	0-0	0-0	0	0	0-0	0	0	18
C. Haggerty	2	0-0	0-0	0	0	0-0	0	0	12
A. McCully	2	0-0	0-0	0	0	0-0	0	0	12
K. Mote	2	0-0	0-0	0	0	0-0	0	0	12
B. Scupine	2	0-0	0-0	0	0	0-0	0	0	12
B. Aumen	1	0-0	0-0	0	0	0-0	0	0	6
A. Bryson	1	0-0	0-0	0	0	0-0	0	0	6
B. Duncan	1	0-0	0-0	0	0	0-0	0	0	6
J. LaRue*	1	0-0	0-0	0	0	0-0	0	0	6

PUNTING

Player	No.	Yds	Avg	Lg	TB	FC	i20	50+	Blk
G. Carver	51	1,839	36.0	-	-	-	-	-	-
G. Clark*	4	105	26.2	-	-	-	-	-	-
B. Aumen	2	25	12.5	-	-	-	-	-	-
B. Herlong	1	30	30.0	-	-	-	-	-	-

KICKOFF RETURNS

Player	No.	Yds	Avg	TD	Lg
-	-	-	-	-	-

PUNT RETURNS

Player	No.	Yds	Avg	TD	Lg
B. Duncan	-	-	-	1	-

INTERCEPTIONS

Player	No.	Yds	Avg	TD	Lg
G. Carver	3	135	45.0	2	88
F. Palladino	3	25	8.3	0	-
J. Krisza	1	62	62.0	0	62
H. Christner	1	22	22.0	1	22
J. LaRue*	1	21	21.0	0	21
J. Crowder	1	10	10.0	0	10
Harris	1	8	8.0	0	8

FIELD GOALS

Player	FGM-A	Pct	1-19	20-29	30-39	40-49	50+	Lg	Blk
-	-	-	-	-	-	-	-	-	-

TOTAL OFFENSE LEADERS

Player	G	Plays	Rush	Pass	Total	Avg/G
G. Clark*	-	-	530	275	805	-
R. Hodges	-	-	150	62	212	-

ALL PURPOSE YARDAGE LEADERS

Player	G	Rush	Rec	PR	KOR	IR	Total	Avg/G
-	-	-	-	-	-	-	-	-

TACKLE LEADERS

Player	G	UA	A	Tot	TFL/Yds	Sacks/Yds	PBU
-	-	-	-	-	-	-	-

CAUSED FUMBLES

-

FUMBLE RECOVERIES

-

*Did not complete the year with Duke

1946

Overall Record: 4-5 SC: 3-2 (5th)

Head Coach: Wallace Wade

Assistant Coaches: Eddie Cameron (Backfield), Dumpy Hagler (Line), Herschel Caldwell (End), John Hennemier (Asst. Line), Bob Cox, Carmen Falcone (JV), John Nania (Asst. JV), Carl Deane (Asst. JV), Bob Barnett (Asst. JV)

Starting Lineup: LE Kelley Mote, LT Louis Allen, LG Bill Milner, C Fletcher Wall, RG Ernie Knotts, RT Al DeRogatis, RE Nathan Smith, QB Bob Gantt (4) and John Montgomery (5), LH George Clark, RH Buddy Mulligan, FB Leo Long

Captain: Bill Milner | Team MVP: George Clark

All-SC: Al DeRogatis, Bill Milner, Kelley Mote

All-America: Bill Milner¹ | Academic All-America: –

Miscellaneous Awards: –

S 28	N.C. State	A	L	6-13	22,000	NCS HB Richkus GW 4-yard TD rush (0:10; 4th); Clark tackled at midfield on KOR (0:00; 4th); Rushing yards: Duke 9, NCS 40
O 5	Tennessee	H	L	7-12	42,000	TENN HB Slater 7-13, 61 yards & 2 TDs; Hartley 65-yard TD reception; Punting: Duke 15-456, TENN 11-416; Halftime: Duke, 7-6
O 12	Navy	N ¹	W	21-6	38,704	Long 2 TD rushes; Clark 55-yard PR for TD; Gantt 3 PATs; Rushing yards: Duke 128, NAVY 192; Halftime: Duke, 14-6
O 19	Richmond (12/-)	H	W	41-0	10,000	Mulligan 8-75 rushing & 1 TD + 1-55 receiving & 1 TD; Clark 2-2, 74 yards & 2 TDs + 4-58 PR; Total offense: Duke 309, RICH 95
O 26	Army West Point (13/1)	N ²	L	0-19	59,031	ARMY HB & eventual Heisman Trophy recipient Davis 15-76 rushing + 2-42 receiving & 2 TDs; Total offense: Duke 89, ARMY 373
N 2	Georgia Tech (19/16)	H	L	0-14	44,000	GT HB Bowen 10-48 rushing & 1 TD; GT HB Broyles 6-13, 72 yards; Long 12-55 rushing; Rushing yards: Duke 99, GT 87
N 9	Wake Forest (-/13)	H	W	13-0	25,000	Long 22-54 rushing & 1 TD; Passing yards: Duke 10, WF 81; Rushing yards: Duke 166, WF 75; Halftime: Duke, 6-0
N 16	South Carolina (20/-)	A	W	39-0	18,000	Long 24-49 rushing & 3 TDs; Hartley 4-7, 107 yards & 1 TD; Cittadino 15-yard INT return for TD; SCAR -41 rushing yards & -3 total yards
N 23	North Carolina (-/14)	A	L	7-22	43,385	UNC HB Fitch GW 2-yard TD rush (8:00; 4th); UNC HB Justice 20-99 rushing & 1 TD + 5-10, 122 yards & 1 TD; Long 9-9 rushing & 1 TD

N¹ Baltimore, Md.

N² New York, N.Y.

	1st	2nd	3rd	4th	OT	Total
Duke	-	-	-	-	-	134
Opponents	-	-	-	-	-	86
TEAM STATISTICS						Duke Opponents
SCORING						134 86
Points Per Game						14.9 9.6
FIRST DOWNS						75 87
Rushing						59 57
Passing						13 26
Penalty						3 4
RUSHING YARDAGE						868 902
Yards gained rushing						- -
Yards lost rushing						- -
Rushing Attempts						418 -
Average Per Rush						2.1 -
Average Per Game						96.4 100.2
TDs Rushing						- -
PASSING YARDAGE						497 896
Comp-Att-Int						35-104-8 62-168-16
Average Per Pass						4.8 5.3
Average Per Catch						14.2 14.5
Average Per Game						55.2 99.6
TDs Passing						- -
TOTAL OFFENSE						1,365 1,798
Total Plays						522 -
Average Per Play						2.6 -
Average Per Game						151.7 199.8
KICK RETURNS						22 27
PUNT RETURNS						37 40
INT RETURNS: #-Yards						16-131 8-55
KICK RETURN AVERAGE						20.0 19.8
PUNT RETURN AVERAGE						15.0 8.7
INT RETURN AVERAGE						8.2 6.9
FUMBLES-LOST						28-10 37-22
PENALTIES-Yards						36-339 43-358
Average Per Game						37.7 39.8
PUNTS						81 75
Average Per Punt						36.7 33.9
Net punt average						- -
KICKOFFS						29 22
Average Per Kick						50.3 49.0
Net kick average						- -
TIME OF POSSESSION/Game						- -
3RD-DOWN Conversions						- -
3rd-Down Pct						- -
4TH-DOWN Conversions						- -
4th-Down Pct						- -
SACKS BY-Yards						- -
TOUCHDOWNS SCORED						20 13
FIELD GOALS MADE						0 0
ON-SIDE KICKS						- -
RED-ZONE SCORES						- -
RED-ZONE TOUCHDOWNS						- -
PAT-ATTEMPTS						(14-20) 70% (6-13) 46%

RUSHING

Player	G	Att	Gain	Loss	Net	Avg	TD	Lg	Avg/G
L. Long	-	129	398	27	371	2.8	-	-	-
G. Clark	-	114	326	136	190	1.6	-	-	-
H. Hartley	-	58	202	43	159	2.7	-	-	-
B. Mulligan	-	42	198	79	119	2.8	-	-	-
B. Luper	-	38	94	64	30	0.8	-	-	-
R. Hodges	-	14	46	32	14	1.0	-	-	-
F. Inman	-	4	12	0	12	3.0	-	-	-
B. Williams	-	5	9	5	4	0.9	-	-	-
T. Strauss	-	5	4	2	2	0.4	-	-	-
G. Skipworth	-	4	7	11	-4	1.0	-	-	-
F. Folger	-	5	10	38	-28	-5.6	-	-	-

PASSING

Player	G	Effic	C-A-I	Pct	Yds	TD	Lg	Avg/G
G. Clark	-	-	13-38-6	.342	190	-	-	-
H. Hartley	-	-	14-34-1	.412	170	-	-	-
B. Luper	-	-	4-11-1	.364	102	-	-	-
G. Skipworth	-	-	3-6-0	.500	35	-	-	-
B. Mulligan	-	-	1-2-0	.500	5	5	-	-
R. Hodges	-	-	0-8-0	.000	0	-	-	-
F. Inman	-	-	0-2-0	.000	0	-	-	-
L. Long	-	-	0-2-0	.000	0	-	-	-
B. Williams	-	-	0-2-0	.000	0	-	-	-

RECEIVING

Player	G	No.	Yds	Avg	TD	Lg	Avg/G
B. Mulligan	-	8	156	19.5	-	-	-
H. Hartley	-	3	73	24.3	-	-	-
K. Mote	-	6	68	11.3	-	-	-
F. Folger	-	2	57	28.5	-	-	-
B. Gantt	-	5	37	7.4	-	-	-
N. Smith	-	3	37	12.3	-	-	-
B. Lyle	-	1	14	14.0	-	14	-
J. Karmazin	-	1	6	6.0	-	6	-
J. Montgomery	-	1	6	6.0	-	6	-
L. Long	-	1	2	2.0	-	2	-

SCORING

Player	TD	FG	Kick	Rush	Rcv	Pass	Dxp	Saf	Pts
L. Long	7	-	-	-	-	-	-	-	42
B. Mulligan	4	-	-	-	-	-	-	-	24
G. Clark	3	-	-	-	-	-	-	-	18
H. Hartley	3	-	-	-	-	-	-	-	18
B. Gantt	-	-	13	-	-	-	-	-	13
B. Luper	1	-	-	-	-	-	-	-	6
B. Cittadino	1	-	-	-	-	-	-	-	6
N. Smith	1	-	-	-	-	-	-	-	6
B. Hartley	-	-	1	-	-	-	-	-	1

PUNTING

Player	No.	Yds	Avg	Lg	TB	FC	i20	50+	Blk
B. Mulligan	49	1,694	34.5	-	-	-	-	-	-
F. Folger	18	762	42.3	-	-	-	-	-	-
B. Luper	9	346	38.4	-	-	-	-	-	-
G. Clark	5	208	41.6	-	-	-	-	-	-

KICKOFF RETURNS

Player	No.	Yds	Avg	TD	Lg
G. Clark	6	164	27.3	0	-
B. Mulligan	3	52	17.3	0	-
L. Long	2	49	24.5	0	-
H. Hartley	2	38	19.0	0	-
K. Mote	2	21	10.5	0	-
B. Luper	1	20	20.0	0	20
J. Montgomery	1	18	18.0	0	18
N. Smith	1	16	16.0	0	16
A. DeRogatis	1	1	1.0	0	1

PUNT RETURNS

Player	No.	Yds	Avg	TD	Lg
G. Clark	19	269	14.1	1	-
H. Hartley	7	153	21.8	0	-
B. Luper	2	17	8.5	0	-
R. Hodges	1	23	23.0	0	23
G. Skipworth	1	10	10.0	0	10

INTERCEPTIONS

Player	No.	Yds	Avg	TD	Lg
B. Cittadino	-	-	-	1	-

FIELD GOALS

Player	FGM-A	Pct	1-19	20-29	30-39	40-49	50+	Lg	Blk
-	-	-	-	-	-	-	-	-	-

TOTAL OFFENSE LEADERS

Player	G	Plays	Rush	Pass	Total	Avg/G
G. Clark	-	-	190	190	380	-
L. Long	-	-	371	0	371	-
H. Hartley	-	-	159	170	329	-

ALL PURPOSE YARDAGE LEADERS

Player	G	Rush	Rec	PR	KOR	IR	Total	Avg/G
-	-	-	-	-	-	-	-	-

TACKLE LEADERS

Player	G	UA	A	Tot	TFL/Yds	Sacks/Yds	PBU
-	-	-	-	-	-	-	-

CAUSED FUMBLES

-	-
---	---

FUMBLE RECOVERIES

-	-
---	---

1947

Overall Record: 4-3-2 SC: 3-1-1 (4th) Final National Ranking: 19th (AP)

Head Coach: Wallace Wade

Assistant Coaches: Eddie Cameron (Backfield), Dumpy Hagler (Line), Herschel Caldwell (End), Ace Parker, John Hennemier (Asst. Line), Bob Cox (JV), Carmen Falcone (JV), Francis Harrison (Asst. JV)

Starting Lineup: LE Fred Hardison, LT Louis Allen, LG Ted Marshall, C James Copley, RG William Davis, RT Lloyd Eisenberg, RE Ed Austin, QB John Montgomery, LH Fred Folger, RH Buddy Mulligan, FB Paul Stephanz

Captain: Benny Cittadino | Team MVP: Fred Folger

All-SC: Louis Allen, Fred Folger

All-America: Fred FolgerSM | Academic All-America: –

Miscellaneous Awards: –

S 27	N.C. State	H	W	7-0	38,000	Allen GW 40-yard INT return for TD (11:00; 4th); Folger 13-39 rushing, 6-95 PR + 9-329 punting; Total offense: Duke 68, NCS 112
O 4	Tennessee	A	W	19-7	41,000	Mulligan 4-53 & 1 TD (57); Karl FR in EZ for TD; Stephanz 17-20 rushing & 1 TD; Total offense: Duke 123, TENN 182; 1st downs: Duke 5, TENN 12
O 11	Navy (13/-)	N ¹	T	14-14	35,000	NAVY FB Hawkins 2-yard TD rush & Wills PAT to tie game (0:10; 4th); Folger 2 TD passes; Total offense: Duke 271, NAVY 245
O 18	Maryland (17/-)	H	W	19-7	20,000	Folger 8-105 rushing & 1 TD; Duke defense 6 INTs (Folger 3); Hughes 15-yard INT return for TD; Rushing yards: Duke 215, MD 231
O 25	Wake Forest (15/11)	A	W	13-6	25,000	Clark GW 4-yard TD rush (2:00; 4th); Folger 10-45 rushing, 6-14, 124 yards, 11-550 punting, 5-36 PR, 1-5 KOR + 1 INT; Mulligan 1 TD rush
N 1	Georgia Tech (9/6)	A	L	0-7	38,000	GT E Brodnax 17-yard TD reception; Folger 8-21 rushing, 6-229 punting + 5-47 PR; Rushing yards: Duke 41, GT 142
N 8	Missouri (13/-)	H	L	7-28	30,000	Clark 10-32 rushing & 1 TD; Folger 6-304 punting; MIZZ HB Braznell 10-88 rushing; Rushing yards: Duke 93, MIZZ 302
N 15	South Carolina	H	T	0-0	6,000	Folger 14-57 rushing, 7-268 punting, 3-37 PR, 1-25 KOR + 1 INT; Stephanz 13-44 rushing; Total offense: Duke 129, SCAR 126
N 22	North Carolina (13/-)	H	L	0-21	56,500	UNC HB Justice 13-34 rushing & 1 TD, 7-11, 47 yards & 1 TD + 3-31 receiving & 1 TD; Folger 12-520 punting; Total offense: Duke 63, UNC 317

N¹ Baltimore, Md.

	1st	2nd	3rd	4th	OT	Total	
Duke	-	-	-	-	-	79	
Opponents	-	-	-	-	-	90	
TEAM STATISTICS						Duke	Opponents
SCORING						79	90
Points Per Game						8.8	10.0
FIRST DOWNS						77	115
Rushing						46	74
Passing						27	37
Penalty						4	4
RUSHING YARDAGE						740	1,341
Yards gained rushing						-	-
Yards lost rushing						-	-
Rushing Attempts						344	-
Average Per Rush						2.2	-
Average Per Game						82.2	149.0
TDs Rushing						-	-
PASSING YARDAGE						676	878
Comp-Att-Int						51-110-14	75-177-16
Average Per Pass						6.1	5.0
Average Per Catch						13.3	11.7
Average Per Game						75.1	97.6
TDs Passing						-	-
TOTAL OFFENSE						1,416	2,219
Total Plays						454	-
Average Per Play						3.1	-
Average Per Game						157.3	246.6
KICK RETURNS: #-Yards						-	-
PUNT RETURNS: #-Yards						-	-
INT RETURNS: #-Yards						-	-
KICK RETURN AVERAGE						-	-
PUNT RETURN AVERAGE						-	-
INT RETURN AVERAGE						-	-
FUMBLES-LOST						29-13	26-18
PENALTIES-Yards						-	-
Average Per Game						-	-
PUNTS-Yards						-	-
Average Per Punt						41.8	38.8
Net punt average						-	-
KICKOFFS-Yards						-	-
Average Per Kick						-	-
Net kick average						-	-
TIME OF POSSESSION/Game						-	-
3RD-DOWN Conversions						-	-
3rd-Down Pct						-	-
4TH-DOWN Conversions						-	-
4th-Down Pct						-	-
SACKS BY-Yards						-	-
TOUCHDOWNS SCORED						12	13
FIELD GOALS-ATTEMPTS						0-	1-
ON-SIDE KICKS						-	-
RED-ZONE SCORES						-	-
RED-ZONE TOUCHDOWNS						-	-
PAT-ATTEMPTS						(7-12) 58%	(9-13) 69%

RUSHING

Player	G	Att	Gain	Loss	Net	Avg	TD	Lg	Avg/G
F. Folger	-	93	439	135	394	3.4	-	-	-
P. Stephanz	-	79	197	31	166	2.0	-	-	-
B. Mulligan	-	45	207	57	150	3.3	-	-	-
B. Williams	-	28	72	22	50	1.8	-	-	-
T. Hughes	-	5	40	1	39	7.8	-	-	-
G. Clark	-	38	121	90	31	0.8	-	-	-
B. Herlong	-	17	53	22	31	1.8	-	-	-
B. Cittadino	-	3	21	8	13	1.8	-	-	-
F. Hardison	-	2	3	1	2	1.0	-	-	-
B. Frye	-	2	1	0	1	0.5	-	-	-
L. Viau	-	1	0	4	-4	-4.0	-	-	-
R. Hodges	-	5	12	22	-10	-2.0	-	-	-
L. Hoshall	-	9	5	19	-14	-1.5	-	-	-
H. Hartley	-	17	33	52	-19	-1.1	-	-	-

PASSING

Player	G	Effic	C-A-I	Pct	Yds	TD	Lg	Avg/G
F. Folger	-	-	28-65-9	.430	383	-	-	-
G. Clark	-	-	9-18-2	.500	151	-	-	-
R. Hodges	-	-	4-6-0	.667	54	-	-	-
H. Hartley	-	-	6-12-2	.500	48	-	-	-
B. Frye	-	-	3-8-1	.375	35	-	-	-
P. Stephanz	-	-	1-1-0	1.000	5	-	5	-

RECEIVING

Player	G	No.	Yds	Avg	TD	Lg	Avg/G
B. Mulligan	-	13	176	13.5	-	-	-
E. Austin	-	10	156	15.6	-	-	-
B. Duncan	-	6	88	14.7	-	-	-
T. Hughes	-	6	70	11.7	-	-	-
B. Cittadino	-	2	52	26.0	-	-	-
J. Montgomery	-	5	30	6.0	-	-	-
B. Lyle	-	1	30	30.0	-	30	-
B. Herlong	-	2	24	12.0	-	-	-
P. Stephanz	-	2	20	10.0	-	-	-
B. Williams	-	2	18	9.0	-	-	-
L. Eisenberg	-	1	7	7.0	-	-	-
H. Hartley	-	1	5	5.0	-	-	-

SCORING

Player	TD	FG	Kick	Rush	Rcv	Pass	Dxp	Saf	Pts
G. Clark	3	-	-	-	-	-	-	-	18
B. Mulligan	3	-	-	-	-	-	-	-	18
L. Allen	1	-	-	-	-	-	-	-	6
E. Austin	1	-	-	-	-	-	-	-	6
F. Folger	1	-	-	-	-	-	-	-	6
T. Hughes	1	-	-	-	-	-	-	-	6
L. Karl	1	-	-	-	-	-	-	-	6
P. Stephanz	1	-	-	-	-	-	-	-	6
J. Copley	-	-	1-3	-	-	-	-	-	1

PUNTING

Player	No.	Yds	Avg	Lg	TB	FC	i20	50+	Blk
-	-	-	-	-	-	-	-	-	-

KICKOFF RETURNS

Player	No.	Yds	Avg	TD	Lg
F. Folger	7	105	15.0	0	-
G. Clark	5	95	19.0	0	-
B. Mulligan	5	95	19.0	0	-
B. Frye	1	20	20.0	0	20
J. Montgomery	1	18	18.0	0	18
P. Stephanz	1	14	14.0	0	14
E. Austin	1	0	0.0	0	-

PUNT RETURNS

Player	No.	Yds	Avg	TD	Lg
F. Folger	33	296	9.0	0	-
H. Hartley	4	21	5.3	0	-
G. Clark	3	26	8.7	0	-
R. Hodges	1	10	10.0	0	10
B. Herlong	1	2	2.0	0	2
T. Hughes	1	1	1.0	0	1
B. Mulligan	1	0	0.0	0	0

INTERCEPTIONS

Player	No.	Yds	Avg	TD	Lg
F. Folger	5	165	33.0	0	-
T. Hughes	5	56	11.2	1	-
P. Stephanz	2	19	9.5	0	-
J. Montgomery	2	3	1.5	0	-
L. Allen	1	40	40.0	1	40
B. Williams	1	15	15.0	0	15

FIELD GOALS

Player	FGM-A	Pct	1-19	20-29	30-39	40-49	50+	Lg	Blk
-	-	-	-	-	-	-	-	-	-

TOTAL OFFENSE LEADERS

Player	G	Plays	Rush	Pass	Total	Avg/G
F. Folger	-	-	394	383	777	-
G. Clark	-	-	31	151	182	-
P. Stephanz	-	-	166	5	171	-

ALL PURPOSE YARDAGE LEADERS

Player	G	Rush	Rec	PR	KOR	IR	Total	Avg/G
F. Folger	-	394	0	296	105	165	960	-
B. Mulligan	-	150	176	0	95	0	421	-
P. Stephanz	-	166	20	0	14	19	219	-

TACKLE LEADERS

Player	G	UA	A	Tot	TFL/Yds	Sacks/Yds	PBU
-	-	-	-	-	-	-	-

CAUSED FUMBLES

-	-
---	---

FUMBLE RECOVERIES

-	-
---	---

1948

Overall Record: 4-3-2 SC: 3-2-1 (7th)

Head Coach: Wallace Wade

Assistant Coaches: Eddie Cameron (Backfield), Dumpy Hagler (Line), Herschel Caldwell (End), Ace Parker, Carmen Falcone, Mike Karmazin (Asst. Line), John Hennemier (Freshman), Bob Cox (Asst. Freshman), Bill Bailey (Asst. Freshman), Buddy Mulligan (Asst. Freshman), Francis Harrison (Asst. Freshman)

Starting Lineup: LE Bill Duncan, LT Louis Allen, LG James Knotts, C Carl Perkinson, RG William Davis, RT Al DeRogatis, RE Ed Austin, QB John Montgomery, LH Fred Folger, RH Thomas Hughes, FB Paul Stephanz

Captain: Al DeRogatis | Team MVP: William Davis

All-SC: Louis Allen

All-America: Al DeRogatis¹ | Academic All-America: –

Miscellaneous Awards: –

S 25	N.C. State	A	T	0-0	20,000	Stephanz 8-58 rushing; Folger 6-196 punting; Hodges 2-6, 33 yards; Montgomery 2-33 receiving; Total offense: Duke 181, NCS 215
O 2	Tennessee	H	T	7-7	22,000	Stephanz 13-41 rushing; Austin 24-yard TD pass from Folger; TENN HB Proctor 10-16, 180 yards & 1 TD; 1st downs: Duke 9, TENN 11
O 9	Navy	H	W	28-7	25,000	Cox 15-107 rushing & 1 TD (60) + 5-17, 49 yards; Friedlund 4-54 rushing & 1 TD; Total offense: Duke 307, NAVY 253; Duke defense 3 INTs
O 16	Maryland (18/-)	N ¹	W	13-12	22,000	Cox 10-75 rushing & 1 TD (82); Folger 7-35 rushing + 2-3, 75 yards & 1 TD; Hughes 67-yard TD reception; Total offense: Duke 266, MD 328
O 23	Virginia Tech (15/-)	N ²	W	7-0	13,500	Hughes 2-52 rushing & 1 TD (45); Folger 8-16, 73 yards + 3-138 punting; Total offense: Duke 198, VT 111; Duke defense 3 INTs
O 30	Georgia Tech (-/6)	H	L	7-19	32,000	GT HB Queen 9-67 rushing; GT FB Ziegler 17-42 rushing & 1 TD; 1st downs: Duke 8, GT 15; Rushing yards: Duke 19, GT 199; Halftime: Duke, 7-6
N 6	Wake Forest (-/18)	H	L	20-27	20,000	WF HB Sprock GW 10-yard TD rush (1:20; 4th); Duke final drive ends at WF 19 (0:00; 4th); Rushing yards; Duke 260, WF 162
N 13	George Washington	H	W	62-0	12,000	Mounie 20-82 rushing & 2 TDs; Folger 2 TD rushes; Friedlund 3 INTs; Duncan 85-yard INT return for TD; Total offense: Duke 351, GW 138
N 20	North Carolina (-/5)	A	L	0-20	44,500	UNC HB Justice 14-120 rushing & 1 TD; UNC E Weiner 2 TD receptions; Folger 19-61 rushing; Total offense: Duke 156, UNC 338

N¹ Washington, D.C.

N² Roanoke, Va.

	1st	2nd	3rd	4th	OT	Total	
Duke	-	-	-	-	-	144	
Opponents	-	-	-	-	-	92	
TEAM STATISTICS						Duke	Opponents
SCORING						144	92
Points Per Game						16.0	10.2
FIRST DOWNS						93	104
Rushing						55	61
Passing						32	40
Penalty						6	3
RUSHING YARDAGE						1,304	1,204
Yards gained rushing						1,715	1,237
Yards lost rushing						411	33
Rushing Attempts						400	375
Average Per Rush						3.2	3.2
Average Per Game						144.9	133.8
TDs Rushing						15	-
PASSING YARDAGE						798	1,188
Comp-Att-Int						53-151-10	77-169-20
Average Per Pass						5.3	7.0
Average Per Catch						15.1	15.4
Average Per Game						88.7	132.0
TDs Passing						4	7
TOTAL OFFENSE						2,102	2,392
Total Plays						551	554
Average Per Play						3.8	4.3
Average Per Game						233.6	265.8
KICK RETURNS						19	25
PUNT RETURNS: #-Yards						28-266	33-364
INT RETURN: #-Yards						20-320	10-87
KICK RETURN AVERAGE						19.4	20.5
PUNT RETURN AVERAGE						9.5	11.0
INT RETURN AVERAGE						16.0	8.7
FUMBLES-LOST						21-14	27-19
PENALTIES-Yards						32-334	50-481
Average Per Game						37.1	53.4
PUNTS-Yards						62-2,496	64-2,200
Average Per Punt						40.3	34.4
Net punt average						-	-
KICKOFFS-Yards						-	-
Average Per Kick						-	-
Net kick average						-	-
TIME OF POSSESSION/Game						-	-
3RD-DOWN Conversions						-	-
3rd-Down Pct						-	-
4TH-DOWN Conversions						-	-
4th-Down Pct						-	-
SACKS BY-Yards						-	-
TOUCHDOWNS SCORED						21	14
FIELD GOALS-ATTEMPTS						-	-
ON-SIDE KICKS						-	-
RED-ZONE SCORES						-	-
RED-ZONE TOUCHDOWNS						-	-
PAT-ATTEMPTS						(18-21) 86%	(8-14) 57%

RUSHING

Player	G	Att	Gain	Loss	Net	Avg	TD	Lg	Avg/G
J. Mounie	-	91	336	14	322	3.5	3	-	-
J. Friedlund	-	32	247	14	233	7.3	3	-	-
F. Folger	-	81	318	86	232	2.9	2	-	-
B. Cox	-	57	332	135	199	3.5	2	-	-
P. Stephanz	-	63	199	21	178	2.8	3	-	-
T. Hughes	-	23	133	13	120	5.2	1	-	-
J. Brown	-	7	26	0	26	3.7	0	-	-
B. Williams	-	6	20	0	20	3.3	0	-	-
R. Hodges	-	20	63	47	16	0.8	1	-	-
B. Herlong	-	3	12	0	12	4.0	0	-	-
B. Frye	-	9	25	16	9	1.0	0	-	-
B. Duncan	-	1	0	9	-9	-9.0	0	-	-
E. McKeown	-	4	2	13	-11	-2.7	0	-	-

PASSING

Player	G	Effic	C-A-1	Pct	Yds	TD	Lg	Avg/G
F. Folger	-	-	27-70-4	.386	457	2	-	-
B. Cox	-	-	19-58-3	.328	248	2	-	-
B. Frye	-	-	3-7-0	.429	36	0	-	-
R. Hodges	-	-	4-15-2	.267	57	0	-	-
E. McKeown	-	-	0-1-1	.000	0	0	-	-

RECEIVING

Player	G	No.	Yds	Avg	TD	Lg	Avg/G
T. Hughes	-	15	237	15.8	2	-	-
J. Friedlund	-	7	121	17.3	0	-	-
B. Duncan	-	7	66	9.4	0	-	-
J. Montgomery	-	6	87	14.5	0	-	-
C. Bryant	-	5	87	17.4	0	-	-
E. Austin	-	5	45	9.0	1	-	-
P. Stephanz	-	3	35	11.7	0	-	-
P. Lyons	-	1	35	35.0	0	35	-
M. Souchak	-	1	27	27.0	0	27	-
J. Brown	-	1	19	19.0	1	19	-
B. Cox	-	1	15	15.0	0	15	-
J. Mounie	-	1	3	3.0	0	3	-

SCORING

Player	TD	FG	Kick	Rush	Rcv	Pass	Dxp	Saf	Pts
J. Friedlund	3	-	-	-	-	-	-	-	18
T. Hughes	3	-	-	-	-	-	-	-	18
P. Stephanz	3	-	-	-	-	-	-	-	18
J. Mounie	3	-	-	-	-	-	-	-	18
M. Souchak	-	-	18-21	-	-	-	-	-	18
F. Folger	2	-	-	-	-	-	-	-	12
B. Cox	2	-	-	-	-	-	-	-	12
B. Duncan	2	-	-	-	-	-	-	-	12
E. Austin	1	-	-	-	-	-	-	-	6
J. Brown	1	-	-	-	-	-	-	-	6
R. Hodges	1	-	-	-	-	-	-	-	6

PUNTING

Player	No.	Yds	Avg	Lg	TB	FC	i20	50+	Blk
F. Folger	49	1,980	40.1	-	-	-	-	-	1
B. Cox	12	475	39.6	-	-	-	-	-	1
B. Herlong	1	41	41.0	41	-	-	-	-	0

KICKOFF RETURNS

Player	No.	Yds	Avg	TD	Lg
J. Friedlund	12	257	21.4	0	-
F. Folger	2	59	29.5	0	-
T. Hughes	2	31	15.5	0	-
B. Cox	2	23	11.5	0	-
J. Montgomery	1	8	8.0	0	8

PUNT RETURNS

Player	No.	Yds	Avg	TD	Lg
F. Folger	15	115	7.7	0	-
B. Cox	11	120	10.9	0	-
R. Hodges	2	23	11.5	0	-
B. Duncan	1	0	0.0	1	-

INTERCEPTIONS

Player	No.	Yds	Avg	TD	Lg
J. Friedlund	6	92	15.3	0	-
F. Folger	5	107	21.4	0	-
T. Harris	4	10	2.5	0	-
T. Hughes	2	12	6.0	0	-
B. Duncan	1	85	85.0	1	85
L. Viau	1	4	4.0	0	4

FIELD GOALS

Player	FGM-A	Pct	1-19	20-29	30-39	40-49	50+	Lg	Blk
-	-	-	-	-	-	-	-	-	-

TOTAL OFFENSE LEADERS

Player	G	Plays	Rush	Pass	Total	Avg/G
F. Folger	-	-	232	457	689	-
B. Cox	-	-	199	248	447	-
J. Mounie	-	-	322	0	322	-

ALL PURPOSE YARDAGE LEADERS

Player	G	Rush	Rec	PR	KOR	IR	Total	Avg/G
J. Friedlund	-	233	121	0	257	92	703	-
F. Folger	-	232	0	115	59	107	513	-

TACKLE LEADERS

Player	G	UA	A	Tot	TFL/Yds	Sacks/Yds	PBU
-	-	-	-	-	-	-	-

CAUSED FUMBLES

-	-
---	---

FUMBLE RECOVERIES

-	-
---	---

1949

Overall Record: 6-3 SC: 4-2 (4th)

Head Coach: Wallace Wade

Assistant Coaches: Eddie Cameron (Backfield), Dumpy Hagler (Line), Herschel Caldwell (End), Ace Parker, Carmen Falcone, Mike Karmazin, Edward Austin, Horace Hendrickson (Freshman), Bob Cox (Asst. Freshman), Bill Davis (Asst. Freshman), Bill Duncan (Asst. Freshman)

Starting Lineup: **OFFENSE:** LE Corren Youmans, LT Louis Allen, LG James Knotts, C J.E. Gibson, RG Carl James, RT John Reese, RE Tommy Hughes, QB John Montgomery, LH Billy Cox, RH Jack Friedlund, FB Jack Mounie; **DEFENSE:** LE Blaine Earon, LT Jim Young, LG Ed Cavanaugh, C Louis Viau, RG Zander Sherrill, RT Bob Anderson, RE J.F. Gibson, QB George Skipworth, HB Tommy Harris, HB James Brown, FB Paul Stephanz

Captain: Louis Allen | Team MVP: Louis Allen

All-SC: Louis Allen, Billy Cox

All-America: Louis Allen³, Billy CoxTM | Academic All-America: -

Miscellaneous Awards: SC Coach of the Year (Wallace Wade)

S 24	Richmond	H	W	67-0	12,000	Cox 17-95 rushing & 3 TDs; Mounie 18-72 rushing & 2 TDs; Stephanz 5-34 rushing & 2 TDs; Rushing yards: Duke 383, RICH 0
O 1	Tennessee	A	W	21-7	40,000	Cox 11-18, 172 & 2 TDs + 10-331 punting; Stephanz 13-67 rushing; Duke defense 5 INTs (Skipworth 3); Total offense: Duke 240, TENN 76
O 8	Navy (14/-)	A	L	14-28	22,000	NAVY HB Powers GW 20-yard TD pass from QB Zastrow (6:40; 4th); Cox 19-25 rushing & 1 TD; Total offense: Duke 218, NAVY 505
O 15	N.C. State	H	W	14-13	20,000	NCS K Westbrook PATA wide right (0:07; 4th); Mounie 23-97 rushing & 1 TD; Cox 22-22 rushing & 1 TD + 9-18, 147 yards
O 22	Virginia Tech	H	W	55-7	10,000	Cox 13-106 rushing & 2 TDs; Friedlund 7-93 rushing & 2 TDs; Wild 6-8, 99 yards & 1 TD; Viau 30-yard INT return for TD
O 29	Georgia Tech	A	W	27-14	38,000	Earon 16 tackles, 9.0 TFL, 4.0 QB sacks & 2 CFs; Mounie 18-43 rushing & 3 TDs; Cox 11-17, 130 & 1 TD + 21-42 rushing; Duke defense 3 INTs
N 5	Wake Forest (16/-)	H	L	7-27	35,000	WF HB Gregus 26-95 rushing & 2 TDs; Wild 8-12, 147 yards & 1 TD; Rushing yards: Duke 17, WF 189; 1st downs: Duke 8, WF 17
N 12	George Washington	A	W	35-0	9,823	Cox 16-82 rushing & 1 TD, 9-16, 121 & 1 TD + 4-174 punting; Duke defense 6 INTs (Skipworth 3); Total offense: Duke 401, GW 195
N 19	North Carolina	H	L	20-21	57,500	UNC HB Justice 3 TDs (2 pass); UNC E Weiner 7-105 receiving & 2 TDs + block of Souchak 27-yard FGA (0:00; 4th); Cox 22-149 rushing & 2 TDs

	1st	2nd	3rd	4th	OT	Total
Duke	-	-	-	-	-	260
Opponents	-	-	-	-	-	117
TEAM STATISTICS						
	Duke					Opponents
SCORING	260					117
Points Per Game	28.9					13.0
FIRST DOWNS	112					102
Rushing	68					67
Passing	41					33
Penalty	3					2
RUSHING YARDAGE	1,492					980
Yards gained rushing	1,870					560
Yards lost rushing	378					420
Rushing Attempts	409					355
Average Per Rush	3.6					2.7
Average Per Game	165.8					108.9
TDs Rushing	25					-
PASSING YARDAGE	1,185					1,153
Comp-Att-Int	86-166-9					82-189-26
Average Per Pass	7.1					6.1
Average Per Catch	13.8					14.1
Average Per Game	131.7					128.1
TDs Passing	8					8
TOTAL OFFENSE	2,677					2,133
Total Plays	575					544
Average Per Play	4.7					3.9
Average Per Game	297.4					237.0
KICK RETURNS: #-Yards	26-519					43-728
PUNT RETURNS: #-Yards	33-346					21-327
INT RETURNS: #-Yards	26-318					9-83
KICK RETURN AVERAGE	20.0					16.8
PUNT RETURN AVERAGE	10.5					10.8
INT RETURN AVERAGE	12.2					9.2
FUMBLES-LOST	13-9					26-11
PENALTIES-Yards	42-401					59-438
Average Per Game	44.6					48.7
PUNTS-Yards	58-2,136					57-2,202
Average Per Punt	36.8					38.6
Net punt average	-					-
KICKOFFS-Yards	-					-
Average Per Kick	-					-
Net kick average	-					-
TIME OF POSSESSION/Game	-					-
3RD-DOWN Conversions	-					-
3rd-Down Pct	-					-
4TH-DOWN Conversions	-					-
4th-Down Pct	-					-
SACKS BY-Yards	-					-
TOUCHDOWNS SCORED	38					17
FIELD GOALS-ATTEMPTS	-					-
ON-SIDE KICKS	-					-
RED-ZONE SCORES	-					-
RED-ZONE TOUCHDOWNS	-					-
PAT-ATTEMPTS	(32-38) 84%					(13-17) 76%

RUSHING

Player	G	Att	Gain	Loss	Net	Avg	TD	Lg	Avg/G
B. Cox	-	154	745	256	489	3.2	10	-	-
J. Mounie	-	103	312	16	296	2.8	9	-	-
J. Friedlund	-	28	209	29	180	6.4	2	-	-
P. Stephanz	-	40	179	3	176	4.4	3	-	-
T. Powers	-	27	157	6	151	5.3	0	-	-
G. Wild	-	26	159	10	149	5.7	1	-	-
J. Self	-	16	61	20	41	2.5	0	-	-
F. Schoonmaker	-	13	38	21	17	1.3	0	-	-
M. Souchak	-	1	0	3	-3	-3.0	0	-	-
C. Youmans	-	1	0	4	-4	-4.0	0	-	-

PASSING

Player	G	Effic	C-A-I	Pct	Yds	TD	Lg	Avg/G
B. Cox	-	-	59-118-7	.500	779	4	-	-
G. Wild	-	-	19-29-1	.655	288	2	-	-
J. Self	-	-	8-17-1	.471	118	2	-	-
P. Stephanz	-	-	0-2-0	.000	0	0	-	-

RECEIVING

Player	G	No.	Yds	Avg	TD	Lg	Avg/G
T. Hughes	-	25	329	13.2	0	-	-
M. Souchak	-	16	209	13.1	2	-	-
C. Youmans	-	7	171	24.4	2	-	-
J. Montgomery	-	11	138	12.5	0	-	-
P. Stephanz	-	10	101	10.1	0	-	-
T. Powers	-	7	90	12.9	2	-	-
J. Friedlund	-	7	76	10.9	1	-	-
F. Schoonmaker	-	1	45	45.0	1	45	-
J. Kirby	-	2	26	13.0	0	-	-

SCORING

Player	TD	FG	Kick	Rush	Rcv	Pass	Dxp	Saf	Pts
B. Cox	10	-	-	-	-	-	-	-	60
J. Mounie	9	-	-	-	-	-	-	-	54
M. Souchak	2	-	32-38	-	-	-	-	-	44
J. Friedlund	3	-	-	-	-	-	-	-	18
T. Powers	3	-	-	-	-	-	-	-	18
P. Stephanz	3	-	-	-	-	-	-	-	18
C. Youmans	2	-	-	-	-	-	-	-	12
T. Harris	1	-	-	-	-	-	-	-	6
F. Schoonmaker	1	-	-	-	-	-	-	-	6
G. Skipworth	1	-	-	-	-	-	-	-	6
L. Viau	1	-	-	-	-	-	-	-	6
G. Wild	1	-	-	-	-	-	-	-	6

PUNTING

Player	No.	Yds	Avg	Lg	TB	FC	i20	50+	Blk
B. Cox	51	1,865	36.6	-	-	-	-	-	2
R. Bickel	3	113	37.7	-	-	-	-	-	0
J. Self	2	82	41.0	-	-	-	-	-	0
G. Wild	2	76	38.0	-	-	-	-	-	0

KICKOFF RETURNS

Player	No.	Yds	Avg	TD	Lg
T. Powers	6	188	31.3	1	93
J. Mounie	8	173	21.6	0	-
B. Cox	7	114	16.3	0	-
F. Schoonmaker	1	19	19.0	0	19
J. Friedlund	1	18	18.0	0	18
T. Hughes	1	6	6.0	0	6
G. Wild	1	1	1.0	0	1
T. Chambers	1	0	0.0	0	-

PUNT RETURNS

Player	No.	Yds	Avg	TD	Lg
G. Skipworth	17	141	8.3	0	-
T. Powers	16	205	12.8	0	-

INTERCEPTIONS

Player	No.	Yds	Avg	TD	Lg
G. Skipworth	9	88	9.8	1	-
J. Brown	5	51	10.2	0	-
L. Viau	3	36	12.0	1	-
T. Harris	2	50	25.0	1	-
T. Powers	2	30	15.0	0	-
R. Bickel	1	29	29.0	0	29
L. Higgins	1	24	24.0	0	24
J. Young	1	5	5.0	0	5
C. Perkinson	1	5	5.0	0	5
L. Allen	1	0	0.0	0	-

FIELD GOALS

Player	FGM-A	Pct	1-19	20-29	30-39	40-49	50+	Lg	Blk
-	-	-	-	-	-	-	-	-	-

TOTAL OFFENSE LEADERS

Player	G	Plays	Rush	Pass	Total	Avg/G
B. Cox	-	-	489	779	1,268	-
G. Wild	-	-	149	288	437	-

ALL PURPOSE YARDAGE LEADERS

Player	G	Rush	Rec	PR	KOR	IR	Total	Avg/G
T. Powers	-	151	90	205	188	30	664	-
B. Cox	-	489	0	0	114	0	603	-
J. Mounie	-	286	0	0	173	0	459	-

TACKLE LEADERS

Player	G	UA	A	Tot	TFL/Yds	Sacks/Yds	PBU
-	-	-	-	-	-	-	-

CAUSED FUMBLES

-

FUMBLE RECOVERIES

-

1950

Overall Record: 7-3 SC: 5-2 (6th)

Head Coach: Wallace Wade

Assistant Coaches: Eddie Cameron (Backfield), Dumpy Hagler (Line), Herschel Caldwell (End), Ace Parker, Carmen Falcone, Mike Karmazin, William Hickman, Horace Hendrickson (Freshman), Bob Cox (Asst. Freshman), Bill Duncan (Asst. Freshman), Louis Viau (Asst. Freshman)

Starting Lineup: **OFFENSE:** LE Mike Souchak, LT Dan Adams or James Young, LG Don Knotts or Bob Dayton, C Jim Ed Gibson, RG Carl James, RT Robert Anderson or Jim Logan, RE Corren Youmans, QB Carson Leach or Dudley Hager, LHB Billy Cox, RHB Tom Powers, FB Jack Mounie; **DEFENSE:** LE Blaine Earon, LT James Lawrence, LG Carson Leach, C Bill Keziah, RG Zander Sherrill, RT Ed Cavanaugh, RE J.F. Gibson, QB Gene Grune, LHB Bob Bickel, RHB Billy Lea, FB John Carey or Ray Green; **SPECIAL TEAMS:** K Mike Souchak, P Billy Cox, H Richard Sommers

Captain: Billy Cox | Team MVP: Billy Cox

All-SC: Billy Cox, Blaine Earon

All-America: Billy Cox, Blaine Earon | Academic All-America: -

Miscellaneous Awards: -

S 23	South Carolina (16/-)	A	W	14-0	28,000	Cox 13-30, 138 yards + 21-46 rushing; Mounie 20-54 rushing & 1 TD; Powers 9-61 rushing + 4-52 receiving; Total offense: Duke 320, SCAR 184
S 30	Pittsburgh (16/-)	H	W	28-14	25,000	Cox 9-16, 165 yards & 1 TD, 24-60 rushing + 5-174 punting; Powers 3-78 receiving & 2 TDs; PITT QB Bestwick 5-10, 46 yards & 4 INTs
O 7	Tennessee (14/-)	H	L	7-28	30,000	TENN HB Lauricella 10-62 rushing & 1 TD; Cox 12-20, 143 yards + 11-447 punting; Rushing yards: Duke 39; TENN 221; TENN defense 4 INTs
O 14	N.C. State	A	W	7-0	16,500	Mounie GW 5-yard TD rush (11:28; 4th); Cox 22-36, 191 yards; Youmans 12-99 receiving; Duke defense 5 INTs (Keziah 2) & 2 FRs
O 21	Richmond	A	W	41-0	4,000	Powers 9-96 rushing & 3 TDs (5, 35 & 5) + 4-180 receiving & 3 TDs (66, 48 & 46) [6 TDs ties NCAA game record]; Cox 6-12, 213 yards & 3 TDs
O 28	Maryland	H	L	14-26	20,000	MD HB Modzelewski 18-124 rushing; MD HB Shemonski 12-97 rushing & 2 TDs; Cox 17-26, 175 yards; Total offense: Duke 327, MD 321
N 4	Georgia Tech	H	W	30-21	30,000	Mounie GW 2-yard TD rush (4th); Cox 12-32, 133 yards + 27-144 rushing & 1 TD; GT led 21-0 after 1st quarter; Wade's 200th career victory
N 11	Wake Forest	H	L	7-13	25,000	WF FB Miller 27-90 rushing; WF HB Scarton 17-85 rushing & 1 TD; Cox 6-17, 109 yards + 21-29 rushing; Rushing yards: Duke 55, WF 177
N 18	Virginia Tech	N ¹	W	47-6	5,000	Cox 7-15, 77 yards & 2 TDs + 14-73 rushing & 1 TD; Duke defense 1 INT & 3 FRs; Total offense: Duke 369, VT 133; Halftime: Duke, 27-6
N 25	North Carolina	A	W	7-0	40,000	Cox 4-12, 62 yards & 1 TD, 23-81 rushing + 7-236 punting; Six UNC drives end inside Duke 25; Total offense: Duke 190, UNC 235

N¹ Winston-Salem, N.C.

	1st	2nd	3rd	4th	OT	Total	
Duke	-	-	-	-	-	202	
Opponents	-	-	-	-	-	108	
TEAM STATISTICS						Duke	Opponents
SCORING						202	108
Points Per Game						20.2	10.8
FIRST DOWNS						147	126
Rushing						71	89
Passing						69	29
Penalty						5	8
RUSHING YARDAGE						1,357	1,411
Yards gained rushing						1,704	1,892
Yards lost rushing						347	481
Rushing Attempts						423	447
Average Per Rush						3.2	3.1
Average Per Game						135.7	141.1
TDs Rushing						17	-
PASSING YARDAGE						1,639	664
Comp-Att-Int						121-235-17	66-144-20
Average Per Pass						7.0	4.6
Average Per Catch						13.5	10.1
Average Per Game						163.9	66.4
TDs Passing						10	3
TOTAL OFFENSE						2,996	2,075
Total Plays						658	591
Average Per Play						4.6	3.5
Average Per Game						299.6	207.5
KICK RETURNS: #-Yards						27-507	38-568
PUNT RETURNS: #-Yards						35-281	24-363
INT RETURNS: #-Yards						17-282	20-338
KICK RETURN AVERAGE						18.8	14.9
PUNT RETURN AVERAGE						8.0	15.1
INT RETURN AVERAGE						16.6	16.9
FUMBLES-LOST						18-9	27-18
PENALTIES-Yards						40-367	58-509
Average Per Game						36.7	50.9
PUNTS-Yards						50-1,802	58-2,096
Average Per Punt						36.0	36.1
Net punt average						-	-
KICKOFFS-Yards						27-507	38-568
Average Per Kick						18.8	14.9
Net kick average						-	-
TIME OF POSSESSION/Game						-	-
3RD-DOWN Conversions						-	-
3rd-Down Pct						-	-
4TH-DOWN Conversions						-	-
4th-Down Pct						-	-
SACKS BY-Yards						-	-
TOUCHDOWNS SCORED						29	16
FIELD GOALS-ATTEMPTS						-	-
ON-SIDE KICKS						-	-
RED-ZONE SCORES						-	-
RED-ZONE TOUCHDOWNS						-	-
PAT-ATTEMPTS						(26-29) 90%	(12-16) 75%

RUSHING

Player	G	Att	Gain	Loss	Net	Avg	TD	Lg	Avg/G
B. Cox	-	191	765	198	567	2.9	3	-	-
J. Mounie	-	111	335	5	330	2.9	7	-	-
T. Powers	-	53	253	61	192	3.6	3	-	-
C. Smith	-	19	130	25	105	5.5	1	-	-
G. Wild	-	22	95	43	52	2.4	0	-	-
J. Self	-	9	43	0	43	4.8	1	-	-
H. Field	-	7	43	12	31	4.5	1	-	-
W. Eanes	-	8	22	3	19	2.4	0	-	-
M. Souchak	-	3	8	0	8	2.7	1	-	-

PASSING

Player	G	Effic	C-A-I	Pct	Yds	TD	Lg	Avg/G
B. Cox	-	-	108-206-15	.524	1,428	8	-	-
T. Powers	-	-	2-4-1	.500	74	0	-	-
W. Eanes	-	-	4-5-0	.800	72	0	-	-
G. Wild	-	-	7-17-4	.412	65	2	-	-
J. Mounie	-	-	0-2-0	.000	0	0	-	-
J. Self	-	-	0-1-0	.000	0	0	-	-

RECEIVING

Player	G	No.	Yds	Avg	TD	Lg	Avg/G
C. Youmans	-	40	446	11.2	1	-	-
T. Powers	-	26	443	17.0	6	-	-
M. Souchak	-	27	426	15.8	2	-	-
J. Mounie	-	10	126	12.6	0	-	-
E. Brooks	-	7	86	12.3	0	-	-
C. Smith	-	5	34	6.8	0	-	-
J. Self	-	4	34	8.5	1	-	-
B. Cox	-	1	26	26.0	0	26	-
D. Hager	-	1	18	18.0	0	18	-

SCORING

Player	TD	FG	Kick	Rush	Rcv	Pass	Dxp	Saf	Pts
T. Powers	9	-	0-0	-	-	-	-	-	54
M. Souchak	3	-	26-29	-	-	-	-	-	44
J. Mounie	7	-	0-0	-	-	-	-	-	42
B. Cox	3	-	0-0	-	-	-	-	-	18
H. Field	2	-	0-0	-	-	-	-	-	12
J. Self	2	-	0-0	-	-	-	-	-	12
R. Bickel	1	-	0-0	-	-	-	-	-	6
C. Smith	1	-	0-0	-	-	-	-	-	6
C. Youmans	1	-	0-0	-	-	-	-	-	6
TEAM	-	-	-	-	-	-	-	-	2

PUNTING

Player	No.	Yds	Avg	Lg	TB	FC	i20	50+	Blk
B. Cox	50	1,802	36.0	-	-	-	-	-	2

KICKOFF RETURNS

Player	No.	Yds	Avg	TD	Lg
M. Souchak	6	95	15.8	0	-
T. Powers	5	100	20.0	0	-
H. Field	4	158	39.5	1	92
B. Cox	3	60	20.0	0	-
J. Mounie	3	31	10.3	0	-
J. Self	3	31	10.3	0	-
C. Smith	2	18	9.0	0	-
J. Carey	1	14	14.0	0	14

PUNT RETURNS

Player	No.	Yds	Avg	TD	Lg
G. Grune	21	136	6.5	0	-
H. Field	6	55	9.2	0	-
T. Powers	3	41	13.7	0	-
R. Sommers	3	38	12.7	0	-
C. Smith	1	10	10.0	0	10
B. Earon	1	1	1.0	0	1

INTERCEPTIONS

Player	No.	Yds	Avg	TD	Lg
R. Bickel	4	118	29.5	1	59
B. Keziah	4	60	15.0	0	-
G. Grune	3	61	20.3	0	-
T. Powers	3	14	4.7	0	-
C. Leach	1	18	18.0	0	18
R. Berger	1	11	11.0	0	11
R. Sommers	1	0	0.0	0	-

FIELD GOALS

Player	FGM-A	Pct	1-19	20-29	30-39	40-49	50+	Lg	Blk
-	-	-	-	-	-	-	-	-	-

TOTAL OFFENSE LEADERS

Player	G	Plays	Rush	Pass	Total	Avg/G
B. Cox	-	-	567	1,428	1,995	-
J. Mounie	-	-	330	0	330	-

ALL PURPOSE YARDAGE LEADERS

Player	G	Rush	Rec	PR	KOR	IR	Total	Avg/G
T. Powers	-	192	443	41	100	14	790	-
B. Cox	-	567	0	0	60	0	627	-
M. Souchak	-	8	426	0	95	0	529	-

TACKLE LEADERS

Player	G	UA	A	Tot	TFL/Yds	Sacks/Yds	PBU
-	-	-	-	-	-	-	-

CAUSED FUMBLES

-	-
---	---

FUMBLE RECOVERIES

-	-
---	---

1951

Overall Record: 5-4-1 SC: 4-2 (6th)

Head Coach: Bill Murray

Assistant Coaches: Ace Parker (OB), Herschel Caldwell (DE), Carmen Falcone (DB), Marty Pierson (OE), Dumpy Hagler (DL), Thomas O'Boyle (OL), Bob Cox (JV)

Starting Lineup **OFFENSE:** LE Blaine Earon, LT Ray Green, LG Truett Grant, C Louis Tepe, RG James Logan, RT Tank Lawrence, RE Eugene Brooks, QB Jerry Barger, LHB Charlie Smith, RHB Herbert Field, FB Jack Kistler; **DEFENSE:** LE A.B. Pearson, LT Carl Holben, LG Bob Burrows, C Bill Keziah, RG Carson Leach, RT Ed Meadows, RE James Gibson, RHB Richard Sommers, LH Bob Bickel, FB Gene Grune, FB John Carey;

SPECIAL TEAMS: K Ray Green, P Red Smith

Captain: James Gibson | **Team MVP:** Bob Bickel

All-SC: Bob Bickel, James Gibson, Tank Lawrence

All-America: Red Smith¹ | **Academic All-America:** –

Miscellaneous Awards: SC Jacobs Blocking Trophy (Jack Kistler)

S 22	South Carolina	A	W	34-6	28,000	1st game for HC Bill Murray; C. Smith 14-104 rushing & 2 TDs; Barger 9-12, 146 yards & 1 TD; Total offense: Duke 454, SCAR 212
S 29	Pittsburgh	A	W	19-14	20,000	C. Smith GW 1-yard TD rush (13:40; 4th); C. Smith 24-109 rushing & 1 TD; Duke defense 3 INTs & 1 FR; Rushing yards: Duke 237, PITT 253
O 6	Tennessee (-/3)	A	L	0-26	45,000	TENN HB Lauricella 13-90 rushing & 1 TD; Kistler 17-48 rushing; Total offense: Duke 141, TENN 267; Duke 7 TOs (2 INTs & 5 lost fumbles)
O 13	N.C. State	H	W	27-21	23,000	C. Smith GW 2-yard TD rush (3:25; 4th); NCS HB Swanger tackled at Duke 29 after 52-yard gain (0:00; 4th); Duke 331 rushing yards & 6 TOs
O 20	Virginia Tech	N ¹	W	55-6	20,000	C. Smith 10-124 rushing & 2 TDs (1 & 85); Field 11-121 rushing & 3 TDs (1, 7 & 75); Duke 417 rushing yards; Duke defense 6 INTs
O 27	Virginia	H	L	7-30	25,000	UVA HB Ashwell GW 2-yard TD rush (12:05; 4th); UVA 28 straight points in 4th quarter to erase 7-2 deficit; Barger 3-8, 44 yards + 19-60 rushing
N 3	Georgia Tech (-/5)	A	T	14-14	36,000	Lutz 1-yard TD rush & Keziah PAT to tie game, 14-14 (4th); Lutz 3-5, 38 yards & 1 TD + 7-22 rushing & 1 TD; Rushing yards: Duke 117, GT 186
N 10	Wake Forest	H	L	13-19	30,000	WF HB Miller 21-75 rushing & 2 TDs; Kistler 17-111 rushing; R. Smith 15-78 rushing & 1 TD; Duke 3 lost fumbles; Halftime: WF, 19-0
N 17	William & Mary	A	L	13-14	14,000	Duke INT ends final drive at W&M 5 (4th); Duke failed PATA (4th); Duke 6 TOs (3 INTs & 3 lost fumbles); Halftime: W&M, 14-0
N 24	North Carolina	H	W	19-7	50,000	Barger 13-46 rushing & 1 TD; R. Smith 6-50 rushing & 1 TD + 4-203 punting; Total offense: Duke 218, UNC 160; Halftime: Duke, 6-0

N¹ Norfolk, Va.

	1st	2nd	3rd	4th	OT	Total
Duke	-	-	-	-	-	201
Opponents	-	-	-	-	-	157
TEAM STATISTICS	Duke		Opponents			
SCORING	201		157			
Points Per Game	20.1		15.7			
FIRST DOWNS	138		126			
Rushing	109		83			
Passing	26		35			
Penalty	3		8			
RUSHING YARDAGE	2,272		1,523			
Yards gained rushing	2,566		1,936			
Yards lost rushing	294		413			
Rushing Attempts	591		461			
Average Per Rush	4.0		3.3			
Average Per Game	227.2		152.3			
TDs Rushing	27		-			
PASSING YARDAGE	640		903			
Comp-Att-Int	50-119-18		63-158-24			
Average Per Pass	5.4		5.7			
Average Per Catch	12.8		14.3			
Average Per Game	64.0		90.3			
TDs Passing	3		8			
TOTAL OFFENSE	2,912		2,426			
Total Plays	710		619			
Average Per Play	4.1		3.9			
Average Per Game	291.2		242.6			
KICK RETURNS: #-Yards	29-545		44-750			
PUNT RETURNS: #-Yards	33-332		32-473			
INT RETURNS: #-Yards	24-245		18-195			
KICK RETURN AVERAGE	18.8		17.0			
PUNT RETURN AVERAGE	10.1		14.8			
INT RETURN AVERAGE	10.2		10.8			
FUMBLES-LOST	40-25		39-18			
PENALTIES-Yards	64-597		57-475			
Average Per Game	59.7		47.5			
PUNTS-Yards	63-2,212		66-2,397			
Average Per Punt	35.1		36.0			
Net punt average	-		-			
KICKOFFS-Yards	-		-			
Average Per Kick	-		-			
Net kick average	-		-			
TIME OF POSSESSION/Game	-		-			
3RD-DOWN Conversions	-		-			
3rd-Down Pct	-		-			
4TH-DOWN Conversions	-		-			
4th-Down Pct	-		-			
SACKS BY-Yards	-		-			
TOUCHDOWNS SCORED	30		23			
FIELD GOALS-ATTEMPTS	-		-			
ON-SIDE KICKS	-		-			
RED-ZONE SCORES	-		-			
RED-ZONE TOUCHDOWNS	-		-			
PAT-ATTEMPTS	(21-30) 70%		(17-23) 74%			

RUSHING

Player	G	Att	Gain	Loss	Net	Avg	TD	Lg	Avg/G
C. Smith	-	95	519	26	493	5.2	7	-	-
J. Kistler	-	119	500	15	485	4.1	2	-	-
R. Smith	-	99	449	7	442	4.5	4	-	-
H. Field	-	45	351	5	346	7.7	6	-	-
J. Barger	-	131	422	175	247	1.9	3	-	-
L. Caudle	-	38	135	10	125	3.3	3	-	-
W. Lutz	-	21	83	9	74	3.5	1	-	-
C. Niven	-	12	67	5	62	5.2	1	-	-
B. Looper	-	9	55	0	55	6.1	0	-	-
G. Mozingo	-	6	21	0	21	3.5	0	-	-
T. Moon	-	3	9	2	7	2.3	0	-	-
W.D. McRoy	-	1	2	0	2	2.3	0	-	-
S. Eberdt	-	1	0	1	-1	-1.0	0	-	-
G. Wildt	-	11	15	39	-24	-2.2	0	-	-

PASSING

Player	G	Effic	C-A-I	Pct	Yds	TD	Lg	Avg/G
J. Barger	-	-	31-64-10	.484	366	1	-	-
W. Lutz	-	-	11-21-4	.523	130	2	-	-
G. Wild	-	-	4-12-0	.250	59	0	-	-
R. Smith	-	-	3-6-0	.500	58	0	-	-
H. Field	-	-	1-4-1	.250	27	0	27	-
C. Smith	-	-	0-5-1	.000	0	0	-	-
S. Eberdt	-	-	0-6-1	.000	0	0	-	-
R. Sommers	-	-	0-1-0	.000	0	0	-	-

RECEIVING

Player	G	No.	Yds	Avg	TD	Lg	Avg/G
H. Pitt	-	17	187	11.0	0	-	-
B. Earon	-	11	193	17.5	2	-	-
H. Field	-	7	89	12.7	0	-	-
E. Brooks	-	5	63	12.6	0	-	-
R. Smith	-	3	27	9.0	1	-	-
C. Niven	-	2	25	12.5	0	-	-
L. Caudle	-	1	18	18.0	0	18	-
W.D. McRoy	-	1	18	18.0	0	18	-
C. Smith	-	1	12	12.0	0	12	-
J. York	-	1	12	12.0	0	12	-
J. Kistler	-	1	6	6.0	0	6	-

SCORING

Player	TD	FG	Kick	Rush	Rcv	Pass	Dxp	Saf	Pts
C. Smith	7	-	0-0	-	-	-	-	-	42
H. Field	6	-	0-0	-	-	-	-	-	36
R. Smith	5	-	0-0	-	-	-	-	-	30
R. Green	0	-	21-30	-	-	-	-	-	21
J. Barger	3	-	0-0	-	-	-	-	-	18
L. Caudle	3	-	0-0	-	-	-	-	-	18
B. Earon	2	-	0-0	-	-	-	-	-	12
J. Kistler	2	-	0-0	-	-	-	-	-	12
W. Lutz	1	-	0-0	-	-	-	-	-	6
C. Niven	1	-	0-0	-	-	-	-	-	6

PUNTING

Player	No.	Yds	Avg	Lg	TB	FC	i20	50+	Blk
R. Smith	47	1,911	40.7	-	-	-	-	-	1
J. Barger	6	98	16.3	-	-	-	-	-	0
G. Wild	5	196	39.2	-	-	-	-	-	0
W. Lea	3	119	39.7	-	-	-	-	-	0

KICKOFF RETURNS

Player	No.	Yds	Avg	TD	Lg
J. Kistler	8	176	22.0	0	-
H. Field	6	136	22.7	0	-
R. Smith	3	63	21.0	0	-
B. Looper	3	42	14.0	0	-
W. Lutz	2	37	18.5	0	-
C. Smith	2	36	18.0	0	-
B. Keziah	2	24	12.0	0	-
B. Earon	1	14	14.0	0	14
C. Niven	1	14	14.0	0	14

PUNT RETURNS

Player	No.	Yds	Avg	TD	Lg
G. Grune	22	158	7.2	0	-
H. Field	6	117	19.5	0	-
C. Niven	1	22	22.0	0	22
W. Lea	1	15	15.0	0	15
B. Earon	1	11	11.0	0	11
B. Bickel	1	6	6.0	0	6
W. Lutz	1	3	3.0	0	3

INTERCEPTIONS

Player	No.	Yds	Avg	TD	Lg
W. Lutz	5	31	6.2	0	-
B. Bickel	4	30	7.8	0	-
D. Hager	3	62	31.0	0	-
W. Lea	3	35	11.7	0	-
G. Grune	2	30	15.0	0	-
J. Carey	2	0	0.0	0	-
E. Whitley	1	18	18.0	0	18
R. Sommers	1	17	17.0	0	17
B. Earon	1	10	10.0	0	10
J. Hands	1	10	10.0	0	10
A.B. Pearson	1	2	2.0	0	2

FIELD GOALS

Player	FGM-A	Pct	1-19	20-29	30-39	40-49	50+	Lg	Blk
-	-	-	-	-	-	-	-	-	-

TOTAL OFFENSE LEADERS

Player	G	Plays	Rush	Pass	Total	Avg/G
J. Barger	-	-	247	366	613	-
C. Smith	-	-	493	0	493	-

ALL PURPOSE YARDAGE LEADERS

Player	G	Rush	Rec	PR	KOR	IR	Total	Avg/G
J. Kistler	-	485	6	0	176	0	667	-
H. Field	-	346	0	117	136	0	599	-
C. Smith	-	493	12	0	36	0	541	-

TACKLE LEADERS

Player	G	UA	A	Tot	TFL/Yds	Sacks/Yds	PBU
-	-	-	-	-			

1952

Overall Record: 8-2 SC: 5-0 (1st) Final National Ranking: 16th (AP); 18th (UPI)

Southern Conference Champions

Head Coach: Bill Murray

Assistant Coaches: Ace Parker (OB), Herschel Caldwell (DE), Carmen Falcone (DB), Marty Pierson (OE), Dumpy Hagler (DL), Thomas O'Boyle (OL), Bob Cox (JV), Ted Youngling (Asst. JV)

Starting Lineup: OFFENSE: LE Bill Keziah, LT Ray Green, LG Truett Grant, C Louis Tepe, RG Carl Bonin, RT Carl Holben, RE Howard Pitt, QB Worth Lutz, LHB Charlie Smith, RHB Red Smith, FB Jack Kistler or Byrd Looper; DEFENSE: LE Elbert Whitley, LT Ed Meadows, LG Bob Burrows; RG Carson Leach, RT James Lawrence, RE Joe Hands, LB John Carey, LB Johnny Palmer or Ronnie Falls, LHB Lloyd Caudle, RHB Nick McKeethan or William Lea, S Richard Sommers; SPECIAL TEAMS: K Red Smith, P Worth Lutz

Captain: Louis Tepe | Team MVP: Louis Tepe

All-ACC: Carl Bonin, Bob Burrows, John Carey, Truett Grant, Worth Lutz, Ed Meadows, Howard Pitt, Richard Sommers, Louis Tepe

All-America: Ed Meadows¹ | Academic All-America: –

Miscellaneous Awards: SC Coach of the Year (Bill Murray), SC Jacobs Blocking Trophy (Louis Tepe)

S 20	Washington & Lee (19/-)	H	W	34-0	16,000	Kistler 9-102 rushing & 1 TD; Lutz 4-4, 56 yards & 1 TD + 19-85 rushing & 1 TD; Sommers 52-yard PR for TD; Total offense: Duke 366, W&L 114
S 26	SMU (19/-)	A	W	14-7	28,000	Pitt 5-yard GW TD pass from Lutz (0:05; 4th); Kistler 18-123 rushing; Lutz 4-6, 34 yards & 2 TDs; Total offense: Duke 265, SMU 369
O 4	Tennessee (10/11)	H	W	7-0	35,000	Kistler 18-56 rushing & 1 TD; R. Smith 18-80 rushing; Total offense: Duke 275, TENN 34; Duke defense 1 INT & 3 FRs
O 11	South Carolina (6/-)	A	W	33-7	22,000	Pitt 4-71 receiving & 2 TDs; R. Smith 11-77 rushing & 1 TD; Total offense: Duke 380, SCAR 186; Duke defense 1 INT & 4 FRs
O 18	N.C. State (5/-)	A	W	57-0	11,500	Lutz 3-6, 110 yards & 2 TDs; 9-29 rushing, 5-160 punting + 1-23 PR; Field 3 TDs (2 rush & 1 receiving); Duke defense 3 INTs & 3 FRs
O 25	Virginia (6/9)	A	W	21-7	35,000	C. Smith 8-77 rushing & 1 TD; Lutz 4-11, 31 yards & 1 TD, 13-67 rushing & 1 TD + 8-341 punting; Total offense: Duke 328, UVA 176
N 1	Georgia Tech (6/4)	H	L	7-28	45,000	GT HB Hardeeman 21-108 rushing & 1 TD; Barger 15-78 rushing; C. Smith 14-57 rushing & 1 TD; Total offense: Duke 246, GT 350; Halftime: GT, 21-0
N 8	Navy (12/-)	H	L	6-16	25,000	NAVY FB Franco 25-115 rushing & 2 TDs; Lutz 6-7, 88 yards, 15-11 rushing + 8-335 punting; C. Smith 9-54 rushing & 1 TD; Halftime: Duke, 6-0
N 15	Wake Forest	A	W	14-7	10,000	Lutz 6-8, 105 yards + 8-292 punting; C. Smith 5-8 rushing & 1 TD; Total offense: Duke 162, WF 245; Halftime: Duke, 14-0
N 22	North Carolina (20/-)	A	W	34-0	42,000	R. Smith 12-125 rushing & 3 TDs (1, 66 & 3) + 4 PATs; Lutz 4-10, 52 yards & 1 TD + 11-59 rushing; Total offense: Duke 401, UNC 167

	1st	2nd	3rd	4th	OT	Total
Duke	-	-	-	-	-	222
Opponents	-	-	-	-	-	72
TEAM STATISTICS						
			Duke			Opponents
SCORING			222			72
Points Per Game			22.2			7.2
FIRST DOWNS			135			123
Rushing			107			90
Passing			24			24
Penalty			4			9
RUSHING YARDAGE			2,265			1,605
Yards gained rushing			2,533			1,908
Yards lost rushing			268			303
Rushing Attempts			533			498
Average Per Rush			4.3			3.2
Average Per Game			226.5			160.5
TDs Rushing			21			-
PASSING YARDAGE			699			528
Comp-Att-Int			48-96-4			44-125-14
Average Per Pass			7.3			4.2
Average Per Catch			14.6			12.0
Average Per Game			69.9			52.8
TDs Passing			10			1
TOTAL OFFENSE			2,964			2,133
Total Plays			649			623
Average Per Play			4.6			3.4
Average Per Game			350.5			340.6
KICK RETURNS: #-Yards			17-254			42-676
PUNT RETURNS: #-Yards			36-287			25-292
INT RETURNS: #-Yards			14-191			4-50
KICK RETURN AVERAGE			14.9			16.1
PUNT RETURN AVERAGE			8.0			11.7
INT RETURN AVERAGE			13.6			12.5
FUMBLES-LOST			34-20			35-23
PENALTIES-Yards			61-601.5			60-554
Average Per Game			60.2			55.4
PUNTS-Yards			62-2,233			69-2,420
Average Per Punt			36.0			35.1
Net punt average			-			-
KICKOFFS-Yards			-			-
Average Per Kick			-			-
Net kick average			-			-
TIME OF POSSESSION/Game			-			-
3RD-DOWN Conversions			-			-
3rd-Down Pct			-			-
4TH-DOWN Conversions			-			-
4th-Down Pct			-			-
SACKS BY-Yards			-			-
TOUCHDOWNS SCORED			33			10
FIELD GOALS-ATTEMPTS			-			-
ON-SIDE KICKS			-			-
RED-ZONE SCORES			-			-
RED-ZONE TOUCHDOWNS			-			-
PAT-ATTEMPTS			(27-33) 82%			(10-10) 100%

RUSHING

Player	G	Att	Gain	Loss	Net	Avg	TD	Lg	Avg/G
R. Smith	-	79	433	19	414	5.2	5	-	-
J. Kistler	-	72	390	0	390	5.4	2	-	-
C. Smith	-	82	403	23	380	4.6	6	-	-
B. Looper	-	72	331	5	326	4.5	1	-	-
W. Lutz	-	111	409	140	269	2.4	3	-	-
H. Field	-	23	161	8	153	6.7	3	-	-
J. Barger	-	38	178	38	140	3.7	1	-	-
L. Caudle	-	36	150	24	126	3.5	0	-	-
G. Mozingo	-	6	28	0	28	4.7	0	-	-
W.D. McRoy	-	4	18	0	18	4.5	0	-	-
C. Midkiff	-	4	18	1	17	4.3	0	-	-
M. Riggs	-	4	14	1	13	3.3	0	-	-
B. Blaney	-	1	0	4	-4	-4.0	0	-	-
D. Lerps	-	1	0	5	-5	-5.0	0	-	-

PASSING

Player	G	Effic	C-A-I	Pct	Yds	TD	Lg	Avg/G
W. Lutz	-	-	42-79-2	.532	533	9	-	-
J. Barger	-	-	5-12-1	.417	54	1	-	-
D. Lerps	-	-	1-1-0	1.000	7	0	7	-
B. Pascal	-	-	0-1-1	.000	0	0	-	-
L. Caudle	-	-	0-1-0	.000	0	0	-	-
R. Sommers	-	-	0-1-0	.000	0	0	-	-
R. Smith	-	-	0-1-0	.000	0	0	-	-

RECEIVING

Player	G	No.	Yds	Avg	TD	Lg	Avg/G
H. Pitt	-	20	277	13.9	6	-	-
B. Keziah	-	7	91	13.0	1	-	-
F. Gleason	-	6	43	7.2	0	-	-
C. Smith	-	5	139	27.8	2	-	-
H. Field	-	4	78	19.5	1	-	-
B. Looper	-	2	46	23.0	0	-	-
L. Caudle	-	1	8	8.0	0	8	-
R. Smith	-	1	5	5.0	0	5	-
J. Kistler	-	1	5	5.0	0	5	-

SCORING

Player	TD	FG	Kick	Rush	Rcv	Pass	Dxp	Saf	Pts
R. Smith	5	-	20-23	-	-	-	-	-	50
C. Smith	8	-	0-0	-	2	-	-	-	48
H. Pitt	6	-	0-0	-	-	-	-	-	36
H. Field	4	-	0-0	-	-	-	-	-	24
W. Lutz	3	-	0-0	-	-	-	-	-	18
B. Keziah	1	-	7-8	-	-	-	-	-	13
J. Kistler	2	-	0-0	-	-	-	-	-	12
J. Carey	1	-	0-0	-	-	-	-	-	8
R. Sommers	1	-	0-0	-	-	-	-	-	6
J. Barger	1	-	0-0	-	-	-	-	-	6
B. Looper	1	-	0-0	-	-	-	-	-	6
R. Green	-	-	0-1	-	-	-	-	-	0
S. Eberdt	-	-	0-1	-	-	-	-	-	0

PUNTING

Player	No.	Yds	Avg	Lg	TB	FC	i20	50+	Blk
W. Lutz	39	1,501	38.5	-	-	-	-	-	2
R. Smith	22	711	32.3	-	-	-	-	-	0
J. Barger	1	21	21.0	21	-	-	-	-	0

KICKOFF RETURNS

Player	No.	Yds	Avg	TD	Lg
J. Kistler	7	109	15.6	0	-
W. Lutz	6	31	5.2	0	-
R. Smith	3	95	31.7	0	-
C. Smith	1	18	18.0	0	18

PUNT RETURNS

Player	No.	Yds	Avg	TD	Lg
R. Sommers	31	228	7.4	1	-
H. Field	3	34	11.3	0	-
W. Lutz	1	23	23.0	0	23
W. Lea	1	2	2.0	0	2

INTERCEPTIONS

Player	No.	Yds	Avg	TD	Lg
J. Carey	4	70	17.5	1	-
R. Sommers	3	67	22.3	0	-
W. Lea	3	0	0.0	0	-
B. Keziah	1	21	21.0	0	21
J. Hands	1	18	18.0	0	18
J. Lawrence	1	9	9.0	0	9
E. Whitley	1	6	6.0	0	6

FIELD GOALS

Player	FGM-A	Pct	1-19	20-29	30-39	40-49	50+	Lg	Blk
-	-	-	-	-	-	-	-	-	-

TOTAL OFFENSE LEADERS

Player	G	Plays	Rush	Pass	Total	Avg/G
W. Lutz	-	-	269	533	802	-
R. Smith	-	-	414	0	414	-

ALL PURPOSE YARDAGE LEADERS

Player	G	Rush	Rec	PR	KOR	IR	Total	Avg/G
R. Smith	-	414	5	0	95	0	541	-
J. Kistler	-	390	5	0	109	0	504	-
C. Smith	-	380	139	0	18	0	537	-

TACKLE LEADERS

Player	G	UA	A	Tot	TFL/Yds	Sacks/Yds	PBU
-	-	-	-	-	-	-	-

CAUSED FUMBLES

-	-
---	---

FUMBLE RECOVERIES

-	-
---	---

1953

Overall Record: 7-2-1 ACC: 4-0 (1st) Final National Ranking: 18th (AP); 18th (UPI)

Atlantic Coast Conference Champions

Head Coach: Bill Murray

Assistant Coaches: Ace Parker (OB), Herschel Caldwell (DE), Carmen Falcone (DB), Marty Pierson (OE), Dumpy Hagler (DL), Thomas O'Boyle (OL), Bob Cox (Freshman), Ted Youngling (Asst. Freshman)

Starting Lineup: LE Sonny Sorrell, LT Ed Meadows, LG Bob Burrows, C Johnny Palmer, RG Ralph Torrance, RT Jesse Birchfield, RE Howard Pitt, QB Jerry Barger (7 starts) or Worth Lutz (3 starts), LHB Lloyd Caudle, RHB Red Smith, FB Byrd Looper; SPECIAL TEAMS: K Red Smith or Dale Boyd or Bernie Jack, P Worth Lutz or Jerry Barger

Captain: Howard Pitt | Team MVP: Bob Burrows

All-ACC: Bob Burrows¹, Ed Meadows¹, Howard Pitt¹, Red Smith¹

All-America: Bob Burrows³, Ed Meadows¹, Johnny Palmer^{HM}, Red Smith^{HM} | Academic All-America: -

Miscellaneous Awards: -

S 19	South Carolina (10/-)	A	W	20-7	30,000	Duke 1st ACC game; Lutz 9-14, 101 yards + 12-44 rushing & 1 TD; R. Smith 8-36 rushing & 1 TD; Total offense: Duke 279, SCAR 287
S 26	Wake Forest (10/-)	H	W	19-0	20,000	Caudle 8-70 rushing & 1 TD; Barger 13-33 rushing & 1 TD; Total offense: Duke 278, WF 157; Duke defense 3 INTs; Halftime: 0-0
O 3	Tennessee (12/-)	A	W	21-7	30,000	Caudle 13-87 rushing & 1 TD + 1-41 receiving & 1 TD; Total offense: Duke 302, TENN 226; All scoring in 2nd quarter
O 10	Purdue (8/-)	H	W	20-14	30,000	Barger 7-yard GW TD rush (0:39; 4th); Barger 3-3, 124 yards & 1 TD, 10-15 rushing & 1 TD, 5-185 punting, 3-66 KOR + 2 INTs
O 17	Army West Point (7/-)	N ¹	L	13-14	23,000	R. Smith 14-123 rushing; Lutz 6-19, 94 yards, 17-49 rushing & 2 TDs + 2-83 punting; Duke failed PATA trailing 14-13 (3rd)
O 24	N.C. State (16/-)	H	W	31-0	15,000	R. Smith 8-47 rushing & 1 TD + 3-52 receiving & 1 TD; Caudle 8-58 rushing & 1 TD; Lerps 75-yard PR for TD; Total offense: Duke 373, NCS 97
O 31	Virginia (13/-)	N ²	W	48-6	25,000	Caudle 12-37 rushing & 3 TDs (1, 13 & 13); Barger 7-8, 48 yards & 1 TD; Duke defense 3 INTs; Total offense: Duke 308, UVA 173
N 7	Navy (10/-)	N ³	T	0-0	15,000	Barger 3-5, 29 yards, 6-226 punting + 3-25 PR; Caudle 8-28 rushing; Duke defense 3 INTs; Total offense: Duke 78, NAVY 169
N 21	Georgia Tech (15/12)	A	L	10-13	40,000	GT HB Teas GW 48-yard PR for TD (3:10; 4th); Kistler 14-61 rushing & 1 TD; Caudle 10-50 rushing; Total offense: Duke 203, GT 301
N 28	North Carolina	H	W	35-20	40,000	Caudle 18-99 rushing & 2 TDs (1 & 34) + 47-yard TD reception; Total offense: Duke 370, UNC 269; UNC passing 5-25 & 2 INTs; Halftime: Duke, 9-0

N¹ New York, N.Y.

N² Norfolk, Va.

N³ Baltimore, Md.

	1st	2nd	3rd	4th	OT	Total	
Duke	-	-	-	-	-	227	
Opponents	-	-	-	-	-	81	
TEAM STATISTICS						Duke	Opponents
SCORING						227	81
Points Per Game						22.7	8.1
FIRST DOWNS						144	108
Rushing						107	69
Passing						29	31
Penalty						8	8
RUSHING YARDAGE						2,219	1,443
Yards gained rushing						2,477	1,612
Yards lost rushing						258	169
Rushing Attempts						547	426
Average Per Rush						4.1	3.4
Average Per Game						221.9	144.3
TDs Rushing						26	-
PASSING YARDAGE						644	791
Comp-Att-Int						43-100-8	52-154-18
Average Per Pass						6.4	5.1
Average Per Catch						15.0	15.2
Average Per Game						64.4	79.1
TDs Passing						5	3
TOTAL OFFENSE						2,863	2,234
Total Plays						647	580
Average Per Play						4.4	3.9
Average Per Game						286.3	223.4
KICK RETURNS: #-Yards						18-377	46-773
PUNT RETURNS: #-Yards						38-462	32-188
INT RETURNS: #-Yards						18-130	8-112
KICK RETURN AVERAGE						20.9	16.8
PUNT RETURN AVERAGE						12.2	5.9
INT RETURN AVERAGE						7.2	14.0
FUMBLES-LOST						43-19	28-11
PENALTIES-Yards						62-654	52-538
Average Per Game						40.7	53.6
PUNTS-Yards						55-1,939	67-2,099
Average Per Punt						35.3	31.3
Net punt average						-	-
KICKOFFS-Yards						-	-
Average Per Kick						-	-
Net kick average						-	-
TIME OF POSSESSION/Game						-	-
3RD-DOWN Conversions						-	-
3rd-Down Pct						-	-
4TH-DOWN Conversions						-	-
4th-Down Pct						-	-
SACKS BY-Yards						-	-
TOUCHDOWNS SCORED						32	12
FIELD GOALS-ATTEMPTS						1-0	0-0
ON-SIDE KICKS						-	-
RED-ZONE SCORES						-	-
RED-ZONE TOUCHDOWNS						-	-
PAT-ATTEMPTS						(20-31) 64%	(9-12) 75%

RUSHING

Player	G	Att	Gain	Loss	Net	Avg	TD	Lg	Avg/G
L. Caudle	-	104	542	32	510	4.9	7	-	-
R. Smith	-	65	381	9	372	5.7	4	-	-
J. Kistler	-	64	230	8	222	3.5	3	-	-
B. Pascal	-	44	242	30	212	4.8	2	-	-
B. Looper	-	45	158	2	156	3.5	0	-	-
W. Lutz	-	50	185	33	152	3.0	3	-	-
J. Barger	-	59	224	92	132	2.2	2	-	-
W.D. McRoy	-	22	112	4	108	5.0	2	-	-
N. McKeithan	-	27	99	10	89	3.3	0	-	-
R. Falls	-	14	83	0	83	5.9	1	-	-
B. Conner	-	9	78	0	78	8.7	1	-	-
D. Boyd	-	16	62	6	56	3.5	0	-	-
B. Aldridge	-	10	41	0	41	4.1	1	-	-
S. Eberdt	-	3	15	0	15	5.0	0	-	-
H. Hadley	-	1	12	0	12	12.0	0	12	-
D. Lerps	-	7	24	12	12	1.7	0	-	-
C. Mason	-	2	3	1	2	1.0	0	-	-
R. Stallings	-	1	1	0	1	1.0	0	1	-

PASSING

Player	G	Effic	C-A-I	Pct	Yds	TD	Lg	Avg/G
J. Barger	-	-	21-38-5	.553	353	4	-	-
W. Lutz	-	-	16-44-3	.364	203	0	-	-
L. Caudle	-	-	5-6-0	.833	82	1	-	-
R. Smith	-	-	1-4-0	.250	6	0	6	-
B. Pascal	-	-	0-5-0	.000	0	0	-	-
D. Lerps	-	-	0-3-0	.000	0	0	-	-

RECEIVING

Player	G	No.	Yds	Avg	TD	Lg	Avg/G
H. Pitt	-	14	189	13.5	0	-	-
R. Smith	-	6	136	22.7	2	-	-
J. Kocourek	-	4	45	11.3	0	-	-
L. Caudle	-	3	94	31.3	2	-	-
B. Pascal	-	3	40	13.3	0	-	-
J. Hands	-	3	24	8.0	0	-	-
N. McKeithan	-	2	32	16.0	0	-	-
T. Moon	-	1	20	20.0	0	20	-
J. Kistler	-	1	18	18.0	0	18	-
W.D. McRoy	-	1	18	18.0	0	18	-
R. Falls	-	1	10	10.0	0	10	-
S. Sorrell	-	1	8	8.0	0	8	-
B. Aldridge	-	1	4	4.0	0	4	-
D. Boyd	-	1	3	3.0	0	3	-
B. Conner	-	1	3	3.0	1	3	-

SCORING

Player	TD	FG	Kick	Rush	Rcv	Pass	Dxp	Saf	Pts
L. Caudle	9	0	0-0	-	-	-	-	-	54
R. Smith	6	0	7-12	-	-	-	-	-	43
J. Kistler	3	0	0-0	-	-	-	-	-	18
W. Lutz	3	0	0-0	-	-	-	-	-	18
J. Barger	2	0	0-0	-	-	-	-	-	12
B. Conner	2	0	0-0	-	-	-	-	-	12
W.D. McRoy	2	0	0-0	-	-	-	-	-	12
B. Pascal	2	0	0-0	-	-	-	-	-	12
B. Jack	0	1	7-8	-	-	-	-	-	10
B. Aldridge	1	0	0-0	-	-	-	-	-	6
R. Falls	1	0	0-0	-	-	-	-	-	6
D. Lerps	1	0	0-0	-	-	-	-	-	6
D. Boyd	0	0	3-6	-	-	-	-	-	3
W.D. Fesperman	0	0	3-5	-	-	-	-	-	3

PUNTING

Player	No.	Yds	Avg	Lg	TB	FC	I20	50+	Blk
J. Barger	34	1,210	35.6	-	-	-	-	-	0
W. Lutz	13	488	37.5	-	-	-	-	-	0
D. Lerps	4	144	36.0	-	-	-	-	-	0
B. Pascal	2	70	35.0	-	-	-	-	-	0
R. Smith	1	27	27.0	27	-	-	-	-	0

KICKOFF RETURNS

Player	No.	Yds	Avg	TD	Lg
J. Barger	6	149	24.8	0	-
H. Pitt	3	42	14.0	0	-
L. Caudle	2	76	38.0	0	-
W. Lutz	2	39	19.5	0	-
J. Kistler	2	15	7.5	0	-
B. Looper	1	27	27.0	0	27
W.D. McRoy	1	15	15.0	0	15
R. Smith	1	14	14.0	0	14

PUNT RETURNS

Player	No.	Yds	Avg	TD	Lg
J. Barger	19	222	11.7	0	-
W. Lutz	9	54	6.0	0	-
D. Lerps	4	101	25.3	1	-
B. Pascal	1	24	24.0	0	24
D. Knotts	1	23	23.0	0	23
W.D. McRoy	1	17	17.0	0	17
R. Torrance	1	12	12.0	0	12
N. McKeithan	1	9	9.0	0	9
L. Caudle	1	0	0.0	0	0

INTERCEPTIONS

Player	No.	Yds	Avg	TD	Lg
J. Barger	6	55	9.2	0	-
J. Kocourek	2	2	1.0	0	-
H. Pitt	1	25	25.0	0	25
R. Smith	1	20	20.0	0	20
L. Caudle	1	12	12.0	0	12
J. Palmer	1	5	5.0	0	5
B. Pascal	1	5	5.0	0	5
S. Sorrell	1	5	5.0	0	5
D. Boyd	1	1	1.0	0	1
R. Falls	1	0	0.0	0	-
D. Knotts	1	0	0.0	0	-
T. Moon	1	0	0.0	0	-

FIELD GOALS

Player	FGM-A	Pct	1-19	20-29	30-39	40-49	50+	Lg	Blk
-	-	-	-	-	-	-	-	-	-

TOTAL OFFENSE LEADERS

Player	G	Plays	Rush	Pass
--------	---	-------	------	------

1954

Overall Record: 8-2-1 ACC: 4-0 (1st) Final National Ranking: 14th (AP); 14th (UPI)

Atlantic Coast Conference Champions • Orange Bowl

Head Coach: Bill Murray

Assistant Coaches: Ace Parker (OB), Herschel Caldwell (DE), Carmen Falcone (DB), Marty Pierson (OE), Dumpy Hagler (DL), Thomas O'Boyle (OL), Bob Cox (Freshman)

Starting Lineup: LE Sonny Sorrell, LT Fred Campbell, LG Jesse Birchfield, C Johnny Palmer, RG Ralph Torrance, RT Doug Knotts, RE Jerry Kocourek, QB Jerry Barger, LHB Bob Pascal, RHB Buddy Bass, FB Worth Lutz; SPECIAL TEAMS: K Jim Nelson or Ralph Torrance or Bryant Aldridge, P Jerry Barger

Captain: Jerry Barger | Team MVP: Jerry Barger

All-ACC: Jerry Barger, Fred Campbell, Bob Pascal, Ralph Torrance

All-America: - | Academic All-America: -

Miscellaneous Awards: ACC Coach of the Year (Bill Murray), ACC Player of the Year (Jerry Barger)

S 25	Pennsylvania (19/-)	A	W	52-0	31,000	Aldridge 12-93 rushing & 2 TDs; Eberdt 4-39 rushing & 2 TDs; Conner 46-yard INT return for TD; Duke defense 5 INTs (Eberdt 2)
O 2	Tennessee (7/-)	H	W	7-6	30,000	Pascal 13-64 rushing & 1 TD; TENN HB Majors 21-109 rushing; Jurgensen INT ends TENN final drive (4th); Duke 279 total yards
O 9	Purdue (6/5)	A	T	13-13	47,000	PUR HB Murakowski 7-yard TD rush & Dawson PAT to tie game, 13-13 (14:20; 4th); Jurgensen INT in EZ ends PUR final drive (0:00; 4th)
O 16	Army West Point (6/18)	H	L	14-28	42,500	ARMY HB Bell 13-150 rushing; Pascal 12-68 rushing & 1 TD; Blaney 4-28 rushing & 1 TD; Total offense: Duke 216, ARMY 436
O 23	N.C. State (9/-)	A	W	21-7	10,200	Pascal 12-92 rushing & 2 TDs (2 & 51); Post 62-yard TD reception; Duke defense 3 INTs; Halftime, 7-7
O 30	Georgia Tech (16/-)	H	W	21-20	33,000	Nelson GW PAT after Post 4-yard TD rush (0:40; 4th); Aldridge 1 TD rush; GT HB Thompson 10-107 rushing; GT led 20-0 in 3rd quarter
N 6	Navy (11/19)	N ¹	L	7-40	28,000	NAVY HB Garrow 12-99 rushing; NAVY HB Craig 14-77 rushing & 2 TDs; NAVY QB Welsh 8-75 rushing & 1 TD; Barger 1 TD rush
N 13	Wake Forest	A	W	28-21	10,000	Pascal 6-59 rushing & 1 TD; WF HB Maravic 22-122 rushing & 2 TDs; Post 3-86 receiving & 1 TD (65); Halftime: Duke, 7-0
N 20	South Carolina	H	W	26-7	13,000	Barger 4-8, 114 yards & 1 TD; Bass 2-67 receiving & 1 TD (39); Total offense: Duke 280, SCAR 213; Duke defense 3 INTs & 2 FRs
N 27	North Carolina (20/-)	A	W	47-12	35,000	Pascal 9-50 rushing & 3 TDs (15, 2 & 10); Aldridge 7-66 rushing & 1 TD; Duke defense 5 INTs (Barger 3); Halftime: Duke, 14-6
J 1	+Nebraska (14/-)	N ²	W	34-7	68,750	Pascal 9-91 rushing & 1 TD; Barger 7-9, 82 yards & 2 TDs; NEB passing 1-9 & 2 INTs; Total offense: Duke 370, NEB 110

N¹ Norfolk, Va.

N² Miami, Fla.

+ Orange Bowl

	1st	2nd	3rd	4th	OT	Total
Duke	-	-	-	-	-	270
Opponents	-	-	-	-	-	161
TEAM STATISTICS						
		Duke		Opponents		
SCORING		270		161		
Points Per Game		24.5		14.6		
FIRST DOWNS		187		163		
Rushing		134		114		
Passing		44		37		
Penalty		9		12		
RUSHING YARDAGE		2,401		2,248		
Yards gained rushing		2,685		2,481		
Yards lost rushing		284		233		
Rushing Attempts		552		534		
Average Per Rush		4.3		4.2		
Average Per Game		218.3		204.4		
TDs Rushing		29		-		
PASSING YARDAGE		999		751		
Comp-Att-Int		62-130-15		62-152-26		
Average Per Pass		7.7		4.9		
Average Per Catch		16.1		12.1		
Average Per Game		90.8		68.3		
TDs Passing		10		3		
TOTAL OFFENSE		3,400		2,999		
Total Plays		682		686		
Average Per Play		5.0		4.4		
Average Per Game		309.1		272.6		
KICK RETURNS: #-Yards		35-606		41-722		
PUNT RETURNS: #-Yards		19-118		15-102		
INT RETURNS: #-Yards		26-291		15-146		
KICK RETURN AVERAGE		17.3		17.6		
PUNT RETURN AVERAGE		6.2		6.7		
INT RETURN AVERAGE		11.2		9.7		
FUMBLES-LOST		41-20		24-12		
PENALTIES-Yards		58-611		53-517		
Average Per Game		55.5		9.8		
PUNTS-Yards		42-1,321		45-1,379		
Average Per Punt		31.4		30.6		
Net punt average		-		-		
KICKOFFS-Yards		-		-		
Average Per Kick		-		-		
Net kick average		-		-		
TIME OF POSSESSION/Game		-		-		
3RD-DOWN Conversions		-		-		
3rd-Down Pct		-		-		
4TH-DOWN Conversions		-		-		
4th-Down Pct		-		-		
SACKS BY-Yards		-		-		
TOUCHDOWNS SCORED		40		24		
FIELD GOALS MADE		0		0		
ON-SIDE KICKS		-		-		
RED-ZONE SCORES		-		-		
RED-ZONE TOUCHDOWNS		-		-		
PAT-ATTEMPTS		(30-40) 75%		(17-24) 71%		

RUSHING

Player	G	Att	Gain	Loss	Net	Avg	TD	Lg	Avg/G
B. Pascal	-	107	577	16	561	5.2	9	-	-
B. Aldridge	-	96	510	6	504	5.2	5	-	-
B. Blaney	-	49	353	36	317	6.6	3	-	-
B. Bass	-	56	248	20	238	4.2	1	-	-
W. Lutz	-	49	173	1	172	3.5	1	-	-
S. Eberdt	-	25	148	0	148	5.9	3	-	-
F. Beasley	-	28	130	9	121	4.1	0	-	-
E. Post	-	28	124	8	116	4.1	1	-	-
J. Barger	-	56	176	76	100	1.7	4	-	-
N. McKeithan	-	18	85	0	85	4.6	1	-	-
B. Conner	-	23	86	31	55	2.3	1	-	-
S. Jurgensen	-	20	59	49	10	0.5	0	-	-
R. Murray	-	2	4	0	4	2.0	0	-	-
N. Kredich	-	1	0	8	-8	-8.0	0	-	-

PASSING

Player	G	Effic	C-A-I	Pct	Yds	TD	Lg	Avg/G
J. Barger	-	-	39-67-9	.582	603	5	-	-
S. Jurgensen	-	-	12-28-3	.429	212	1	-	-
B. Pascal	-	-	5-9-0	.556	101	1	-	-
B. Bass	-	-	2-6-1	.333	42	2	-	-
R. Murray	-	-	3-8-2	.375	29	0	-	-
W. Lutz	-	-	1+0-0	1.000	9	0	9	-

RECEIVING

Player	G	No.	Yds	Avg	TD	Lg	Avg/G
B. Bass	-	10	152	15.2	1	-	-
E. Post	-	8	203	25.4	2	-	-
S. Sorrell	-	7	138	19.7	2	-	-
J. Kocourek	-	7	92	13.1	2	-	-
B. Pascal	-	7	58	8.3	1	-	-
B. Blaney	-	6	121	20.2	0	-	-
T. Moon	-	3	68	22.7	2	-	-
R. Benson	-	3	32	10.7	0	-	-
B. Aldridge	-	3	15	5.0	0	-	-
B. Conner	-	2	31	15.5	0	-	-
S. Eberdt	-	2	16	8.0	0	-	-
W. Lutz	-	1	32	32.0	0	32	-
L. Black	-	1	26	26.0	0	26	-
F. Beasley	-	1	20	20.0	0	20	-
J. Barger	-	1	5	5.0	0	5	-

SCORING

Player	TD	FG	Kick	Rush	Rcv	Pass	Dxp	Saf	Pts
B. Pascal	10	0-0	0-0	-	-	-	-	-	60
B. Aldridge	5	0-0	2-4	-	-	-	-	-	32
J. Barger	4	0-0	1-1	-	-	-	-	-	25
J. Nelson	0	0-0	25-30	-	-	-	-	-	25
E. Post	3	0-0	0-0	-	-	-	-	-	18
B. Blaney	3	0-0	0-2	-	-	-	-	-	18
S. Eberdt	3	0-0	0-1	-	-	-	-	-	18
T. Moon	2	0-0	0-0	-	-	-	-	-	12
B. Bass	2	0-0	0-0	-	-	-	-	-	12
B. Conner	2	0-0	0-0	-	-	-	-	-	12
S. Sorrell	2	0-0	0-0	-	-	-	-	-	12
J. Kocourek	2	0-0	0-0	-	-	-	-	-	12
W. Lutz	1	0-0	0-0	-	-	-	-	-	6
N. McKeithan	1	0-0	0-0	-	-	-	-	-	6
D. Sebastian	0	0-0	2-2	-	-	-	-	-	2

PUNTING

Player	No.	Yds	Avg	Lg	TB	FC	I20	50+	Blk
J. Barger	19	559	31.5	-	-	-	-	-	0
W. Lutz	15	528	35.2	-	-	-	-	-	0
B. Pascal	4	127	31.7	-	-	-	-	-	0
S. Jurgensen	4	121	30.3	-	-	-	-	-	0

KICKOFF RETURNS

Player	No.	Yds	Avg	TD	Lg
J. Barger	7	139	19.9	0	-
B. Aldridge	7	100	14.3	0	-
E. Post	4	75	18.8	0	-
W. Lutz	4	49	12.3	0	-
S. Sorrell	3	32	10.6	0	-
B. Pascal	2	49	24.5	0	-
S. Jurgensen	2	46	23.0	0	-
S. Eberdt	2	31	15.5	0	-
B. Blaney	1	26	26.0	0	26
N. McKeithan	1	25	25.0	0	25
B. Conner	1	24	24.0	0	24
T. Moon	1	10	10.0	0	10

PUNT RETURNS

Player	No.	Yds	Avg	TD	Lg
B. Pascal	6	33	5.5	0	-
J. Barger	5	28	5.6	0	-
B. Blaney	4	31	7.7	0	-
E. Post	2	9	4.5	0	-
B. Conner	1	7	7.0	0	7
S. Jurgensen	1	0	0.0	0	-

INTERCEPTIONS

Player	No.	Yds	Avg	TD	Lg
J. Barger	7	50	7.1	0	-
S. Jurgensen	5	33	6.6	0	-
S. Eberdt	3	44	14.7	0	-
B. Aldridge	2	13	13.0	0	-
B. Bass	2	10	5.0	0	-
W. Lutz	2	5	2.5	0	-
B. Conner	1	46	46.0	1	46
N. McKeithan	1	25	25.0	0	25
J. Kocourek	1	20	20.0	0	20
D. Knotts	1	18	18.0	0	18
L. Black	1	17	17.0	0	17
R. Torrance	1	10	10.0	0	10

1955

Overall Record: 7-2-1 ACC: 4-0 (1st) Final National Ranking: 16th (UPI)

Atlantic Coast Conference Champions

Head Coach: Bill Murray

Assistant Coaches: Ace Parker (OB), Herschel Caldwell (DE), Carmen Falcone (DB), Marty Pierson (OE), Dumpy Hagler (DL), Thomas O'Boyle (OL), Bob Cox (Freshman)

Starting Lineup: LE Sonny Sorrell, LT Sidney Deloatch or Tom Topping, LG Jesse Birchfield, C Ronnie Falls, RG W.D. Fesperman, RT Doug Knotts, RE Buddy Bass or Bill Thompson, QB Sonny Jurgensen, LHB Bob Pascal, RHB Bernie Blaney or Oliver Rudy, FB Bryant Aldridge; SPECIAL TEAMS: K Jim Nelson, P Bob Pascal

Captain: Jesse Birchfield | Team MVP: Bob Pascal

All-ACC: Jesse Birchfield¹, Bob Pascal¹, Sonny Sorrell¹

All-America: Bob Pascal¹ | Academic All-America: -

Miscellaneous Awards: -

S 24	N.C. State	A	W	33-7	20,000	Pascal 14-91 rushing & 1 TD; Aldridge 9-66 rushing & 2 TDs; Rushing yards: Duke 321, NCS 107; Duke & NCS 6 TOs each
O 1	Tennessee (16/-)	A	W	21-0	25,500	Blaney 5-107 rushing & 1 TD (80); Pascal 10-51 rushing & 2 TDs; Jurgensen 7-10, 88 yards; Total offense: Duke 317, TENN 200
O 8	William & Mary (13/-)	H	W	47-7	15,000	Blaney 12-74 rushing & 2 TDs; Jurgensen 4-5, 63 yards & 1 TD; Duke defense 2 INTs & 3 FRs; Rushing yards: Duke 309, W&M 37
O 15	Ohio State (11/14)	A	W	20-14	82,254	Jurgensen GW 1-yard TD rush (13:13; 4th); Pascal 28-92 rushing & 1 TD; OHST HB Cassidy 11-40 rushing; Total offense: Duke 343, OHST 165
O 22	Pittsburgh (5/-)	H	L	7-26	31,000	PITT HB Neft 5-69 rushing; Pascal 16-72 rushing; Blaney 75-yard TD pass from Jurgensen; Rushing yards: Duke 92, PITT 249; Duke 4 TOs
O 29	Georgia Tech (17/12)	A	L	0-27	40,000	GT HB Volkert 12-76 rushing & 1 TD, 1-1, 42 yards + 2-36 PR; 1st downs: Duke 3, GT 17; Total offense: Duke 133, GT 303
N 5	Navy (-/9)	N ¹	T	7-7	27,119	Aldridge 22-100 rushing & 1 TD; NAVY QB Welsh 12-20, 177 yards & 1 TD; Duke passing 0-6 & 2 INTs; Total offense: Duke 199, NAVY 330
N 12	South Carolina (18/-)	A	W	41-7	18,000	Aldridge 21-102 rushing & 1 TD; McElhaney 7-32 rushing & 2 TDs; Rushing yards: Duke 286, SCAR 138; Duke defense 2 INTs & 3 FRs
N 19	Wake Forest (20/-)	H	W	14-0	15,000	Pascal 20-157 rushing & 2 TDs, 1-1, 10 yards, 1-17 receiving, 3-77 punting + 3-8 PR; Duke defense 4 INTs & 5 FRs
D 3	North Carolina	H	W	6-0	34,000	Rudy 12-83 rushing & 1 TD (35); Pascal 18-76 rushing; UNC passing 1-8, 4 yards & 2 INTs; Total offense: Duke 232, UNC 114

N¹ Baltimore, Md.

	1st	2nd	3rd	4th	OT	Total
Duke	-	-	-	-	-	196
Opponents	-	-	-	-	-	95
TEAM STATISTICS						
	Duke					Opponents
SCORING	196					95
Points Per Game	19.6					9.5
FIRST DOWNS	146					118
Rushing	108					82
Passing	33					33
Penalty	5					3
RUSHING YARDAGE	2,165					1,212
Yards gained rushing	2,339					1,562
Yards lost rushing	174					350
Rushing Attempts	560					423
Average Per Rush	3.8					2.8
Average Per Game	216.5					121.2
TDs Rushing	24					-
PASSING YARDAGE	642					765
Comp-Att-Int	48-102-10					53-129-17
Average Per Pass	6.3					5.9
Average Per Catch	13.3					14.2
Average Per Game	64.2					76.5
TDs Passing	4					4
TOTAL OFFENSE	2,807					1,977
Total Plays	662					552
Average Per Play	4.2					3.6
Average Per Game	280.7					197.7
KICK RETURNS: #-Yards	17-273					36-552
PUNT RETURNS: #-Yards	25-115					22-262
INT RETURNS: #-Yards	17-203					10-137
KICK RETURN AVERAGE	16.0					15.3
PUNT RETURN AVERAGE	4.6					11.4
INT RETURN AVERAGE	11.9					13.7
FUMBLES-LOST	33-19					37-27
PENALTIES-Yards	42-337					31-362
Average Per Game	33.7					36.2
PUNTS-Yards	41-1,292					46-1,532
Average Per Punt	31.5					33.3
Net punt average	-					-
KICKOFFS-Yards	-					-
Average Per Kick	-					-
Net kick average	-					-
TIME OF POSSESSION/Game	-					-
3RD-DOWN Conversions	-					-
3rd-Down Pct	-					-
4TH-DOWN Conversions	-					-
4th-Down Pct	-					-
SACKS BY-Yards	-					-
TOUCHDOWNS SCORED	29					14
FIELD GOALS-ATTEMPTS	0-1					0-0
ON-SIDE KICKS	-					-
RED-ZONE SCORES	-					-
RED-ZONE TOUCHDOWNS	-					-
PAT-ATTEMPTS	(22-29) 76%					(11-14) 78%

RUSHING

Player	G	Att	Gain	Loss	Net	Avg	TD	Lg	Avg/G
B. Pascal	-	156	783	33	750	4.8	8	-	-
B. Aldridge	-	92	405	1	404	4.3	4	-	-
B. Blaney	-	49	254	28	236	4.8	2	-	-
H. McElhaney	-	50	185	0	185	3.7	3	-	-
O. Rudy	-	44	190	7	183	4.1	1	-	-
E. Post	-	24	109	0	109	4.5	0	-	-
N. Kredich	-	12	82	0	82	6.8	1	-	-
S. Jurgensen	-	54	110	62	48	0.9	2	-	-
E. Rushton	-	21	61	16	45	2.1	1	-	-
D. Boyd	-	30	64	23	41	1.3	1	-	-
J. Harris	-	9	36	0	36	4.0	0	-	-
F. Beasley	-	12	37	4	33	2.8	0	-	-
R. Murray	-	7	23	0	23	3.1	1	-	-

PASSING

Player	G	Effic	C-A-1	Pct	Yds	TD	Lg	Avg/G
S. Jurgensen	-	-	37-69-1	.536	536	3	-	-
B. Pascal	-	-	5-12-2	.417	54	1	-	-
R. Murray	-	-	4-7-1	.571	30	0	-	-
D. Boyd	-	-	2-14-0	.143	22	0	-	-

RECEIVING

Player	G	No.	Yds	Avg	TD	Lg	Avg/G
S. Sorrell	-	12	153	12.8	1	-	-
B. Pascal	-	9	124	13.8	0	-	-
B. Blaney	-	8	169	21.1	3	-	-
O. Rudy	-	4	30	7.5	0	-	-
E. Post	-	4	29	7.3	0	-	-
H. McElhaney	-	3	28	9.3	0	-	-
B. Bass	-	2	34	17.0	0	-	-
J. Kocourek	-	1	18	18.0	0	18	-
R. Benson	-	1	15	15.0	0	15	-
B. Aldridge	-	1	13	13.0	0	13	-
B. Thompson	-	1	13	13.0	0	13	-
D. Hurr	-	1	10	10.0	0	10	-
F. Beasley	-	1	6	6.0	0	6	-

SCORING

Player	TD	FG	Kick	Rush	Rcv	Pass	Dxp	Saf	Pts
B. Pascal	8	0-0	0-0	-	-	-	-	-	48
B. Blaney	5	0-0	0-0	-	-	-	-	-	30
B. Aldridge	4	0-0	0-0	-	-	-	-	-	24
J. Nelson	0	0-1	21-25	-	-	-	-	-	21
H. McElhaney	3	0-0	0-0	-	-	-	-	-	18
S. Jurgensen	2	0-0	0-0	-	-	-	-	-	12
E. Rushton	2	0-0	0-0	-	-	-	-	-	12
N. Kredich	1	0-0	0-0	-	-	-	-	-	6
D. Boyd	1	0-0	0-0	-	-	-	-	-	6
R. Murray	1	0-0	0-0	-	-	-	-	-	6
S. Sorrell	1	0-0	0-0	-	-	-	-	-	6
O. Rudy	1	0-0	0-0	-	-	-	-	-	6
B. Bass	0	0-0	1-3	-	-	-	-	-	1
D. Sebastian	0	0-0	0-1	-	-	-	-	-	0

PUNTING

Player	No.	Yds	Avg	Lg	TB	FC	i20	50+	Blk
B. Pascal	33	1,098	33.2	-	-	-	-	-	0
S. Jurgensen	4	135	33.7	-	-	-	-	-	0
B. Bass	1	34	34.0	34	-	-	-	-	0
O. Rudy	1	25	25.0	25	-	-	-	-	0
TEAM	2	0	0.0	-	-	-	-	-	2

KICKOFF RETURNS

Player	No.	Yds	Avg	TD	Lg
B. Pascal	4	87	21.7	0	-
D. Boyd	3	65	21.7	0	-
E. Post	3	65	21.7	0	-
B. Blaney	2	52	26.0	0	-
B. Aldridge	2	39	19.5	0	-
S. Jurgensen	1	38	38.0	0	38
N. Kredich	1	23	23.0	0	23
B. Hagie	1	4	4.0	0	4

PUNT RETURNS

Player	No.	Yds	Avg	TD	Lg
D. Boyd	11	52	4.7	0	-
B. Pascal	9	59	6.5	0	-
B. Blaney	4	1	0.4	0	-
S. Jurgensen	1	3	3.0	0	3

INTERCEPTIONS

Player	No.	Yds	Avg	TD	Lg
D. Boyd	6	88	14.7	0	-
S. Jurgensen	4	17	4.3	0	-
E. Rushton	1	38	38.0	1	38
E. Post	1	28	28.0	0	28
B. Bass	1	16	16.0	0	16
R. Benson	1	9	9.0	0	9
S. Sorrell	1	7	7.0	0	7
B. Blaney	1	0	0.0	0	-
B. Pascal	1	0	0.0	0	-

FIELD GOALS

Player	FGM-A	Pct	1-19	20-29	30-39	40-49	50+	Lg	Blk
J. Nelson	0-1	.000	-	-	-	-	-	-	-

TOTAL OFFENSE LEADERS

Player	G	Plays	Rush	Pass	Total	Avg/G
B. Pascal	-	-	750	54	804	-
S. Jurgensen	-	-	62	536	598	-

ALL PURPOSE YARDAGE LEADERS

Player	G	Rush	Rec	PR	KOR	IR	Total	Avg/G
B. Pascal	-	750	124	59	87	0	1,020	-
G. Dutrow	-	236	169	1	52	0	458	-
B. Aldridge	-	404	13	0	38	0	456	-

TACKLE LEADERS

Player	G	UA	A	Tot	TFL/Yds	Sacks/Yds	PBU
-	-	-	-	-	-	-	-

CAUSED FUMBLES

-	-
---	---

FUMBLE RECOVERIES

-	-
---	---

1956

Overall Record: 5-4-1 ACC: 4-1 (2nd) Final National Ranking: 20th (UPI)

Head Coach: Bill Murray

Assistant Coaches: Ace Parker (OB), Herschel Caldwell (DE), Carmen Falcone (DB), Marty Pierson (OE), Dumpy Hagler (DL), Thomas O'Boyle (OL), Bob Cox (Freshman)

Starting Lineup: LE Bill Thompson or Robert Benson, LT Sidney Deloatch, LG Roy Hord, C Johnny Long, RG Charlie Klinger, RT Dan Cox, RE Buddy Bass, QB Sonny Jurgensen (6 starts) or Robert Brodhead (4 starts), LHB Ed Rushton or Nick Kredich, RHB Oliver Rudy or Bernie Blaney or George Dutrow, FB Hal McElhane; **SPECIAL TEAMS:** K Buddy Bass or Bernie Blaney, P Buddy Bass or George Dutrow, H Sonny Jurgensen

Captain: Buddy Bass | Team MVP: Sidney Deloatch

All-ACC: Buddy Bass¹, Sidney Deloatch¹, Roy Hord², Sonny Jurgensen¹, Charlie Klinger², Hal McElhane²

All-America: Buddy BassTM, Sidney DeloatchTM, Sonny JurgensenTM, Hal McElhaneTM | Academic All-America: –

Miscellaneous Awards: ACC Jacobs Blocking Trophy (Hal McElhane)

S 22	South Carolina (16/-)	A	L	0-7	25,000	SCAR HB Dixon 14-46 rushing & 1 TD; McElhane 13-56 rushing; TOS: Duke 3, SCAR 2; Duke 12-game ACC winning streak snapped
S 29	Virginia	A	W	40-7	17,000	Blaney 13-84 rushing; Duke defense 3 INTs (2 returned for TDs) & 3 FRs; Rushing yards: Duke 279, UVA 33; 1st downs: Duke 21, UVA 7
O 6	Tennessee (-/9)	H	L	20-33	22,000	TENN HB Majors 7-105 rushing & 2 TDs (17 & 28); Rushton 10-55 rushing; TOS: Duke 4, TENN 2; Rushing yards: Duke 274, TENN 335
O 13	SMU (-/19)	H	W	14-6	25,000	Jurgensen 5-6, 93 yards; McElhane 13-95 rushing & 1 TD; Total offense: Duke 379, SMU 251; TOS: Duke 6, SMU 5; SMU HB Jackson 13-121 rushing
O 20	Pittsburgh (-/16)	N ¹	L	14-27	26,000	PITT QB Salvatore 4-7, 58 yards & 1 TD + 15-66 rushing & 1 TD; Blaney 97-yard KOR for TD; Rushton 78-yard FR for TD; Duke -9 pass yards
O 27	N.C. State	H	W	42-0	12,000	Carlton 13-77 rushing & 2 TDs (1 & 15); Millner 3-4, 53 yards & 1 TD; Rushing yards: Duke 413, NCS 75; Duke defense 3 INTs
N 3	Georgia Tech (-/2)	H	L	0-7	38,000	GT FB Mattison GW 1-yard TD rush (9:20; 4th); Dutrow 8-48 rushing; Total offense: Duke 281, GT 194; TOS: Duke 5, GT 3
N 10	Navy (-/12)	H	T	7-7	25,000	Jurgensen 1-yard TD rush and Blaney PAT (9:55; 4th); Harris 26-yard FGA failed (0:00; 4th); Total offense: Duke 232, NAVY 263
N 17	Wake Forest	A	W	26-0	6,000	Dutrow 10-91 rushing & 2 TDs (52 & 10); Rushton 11-59 rushing & 1 TD; Duke defense 8 FRs; Rushing yards: Duke 305, WF 157
N 24	North Carolina	A	W	21-6	36,000	Dutrow 19-105 rushing; McElhane 13-70 rushing; Rushing yards: Duke 314, UNC 180; 1st downs: Duke 22, UNC 17

N¹ Norfolk, Va.

	1st	2nd	3rd	4th	OT	Total
Duke	-	-	-	-	-	184
Opponents	-	-	-	-	-	100
TEAM STATISTICS						
			Duke			Opponents
SCORING			184			100
Points Per Game			18.4			10.0
FIRST DOWNS			173			135
Rushing			136			89
Passing			34			36
Penalty			3			10
RUSHING YARDAGE			2,544			1,692
Yards gained rushing			2,774			1,808
Yards lost rushing			230			272
Rushing Attempts			569			467
Average Per Rush			4.5			3.6
Average Per Game			254.4			169.2
TDs Rushing			18			-
PASSING YARDAGE			599			822
Comp-Att-Int			48-105-11			54-121-24
Average Per Pass			5.7			6.8
Average Per Catch			12.5			15.2
Average Per Game			59.9			82.2
TDs Passing			5			4
TOTAL OFFENSE			3,143			2,514
Total Plays			674			588
Average Per Play			4.7			4.3
Average Per Game			314.3			251.4
KICK RETURNS: #-Yards			23-470			36-710
PUNT RETURNS: #-Yards			33-197			12-120
INT RETURNS: #-Yards			24-314			11-62
KICK RETURN AVERAGE			20.4			19.7
PUNT RETURN AVERAGE			5.9			10.0
INT RETURN AVERAGE			13.1			5.6
FUMBLES-LOST			35-23			30-20
PENALTIES-Yards			66-616			49-476
Average Per Game			61.6			47.6
PUNTS-Yards			41-1,291			49-1,630
Average Per Punt			31.5			33.6
Net punt average			-			-
KICKOFFS-Yards			-			-
Average Per Kick			-			-
Net kick average			-			-
TIME OF POSSESSION/Game			-			-
3RD-DOWN Conversions			-			-
3rd-Down Pct			-			-
4TH-DOWN Conversions			-			-
4th-Down Pct			-			-
SACKS BY-Yards			-			-
TOUCHDOWNS SCORED			27			15
FIELD GOALS-ATTEMPTS			0-1			0-1
ON-SIDE KICKS			-			-
RED-ZONE SCORES			-			-
RED-ZONE TOUCHDOWNS			-			-
PAT-ATTEMPTS			(22-27) 81%			(10-15) 67%

RUSHING

Player	G	Att	Gain	Loss	Net	Avg	TD	Lg	Avg/G
H. McElhane	-	90	452	3	449	5.0	1	-	-
E. Rushton	-	75	405	32	373	4.9	2	-	-
G. Dutrow	-	54	367	27	340	6.3	2	52	-
W. Carlton	-	59	316	11	305	5.1	3	-	-
B. Blaney	-	50	225	29	196	3.9	2	-	-
R. Brodhead	-	66	252	77	175	2.6	2	-	-
P. Dupler	-	36	177	3	174	4.8	1	34	-
O. Rudy	-	29	155	0	155	5.3	0	-	-
P. Millner	-	27	103	1	102	3.8	1	-	-
J. Harris	-	9	90	0	90	10.0	0	-	-
R. Honeycutt	-	16	68	5	63	3.9	1	-	-
F. Beasley	-	13	66	7	59	4.5	0	-	-
S. Jurgensen	-	25	74	23	51	2.0	3	-	-
N. Kredich	-	6	21	7	14	2.3	0	-	-
R. Cutler	-	1	3	0	3	3.0	0	3	-
W. Bailey	-	1	0	5	-5	-5.0	0	-	-

PASSING

Player	G	Effic	C-A-I	Pct	Yds	TD	Lg	Avg/G
S. Jurgensen	-	-	28-59-6	.475	371	2	38	-
R. Brodhead	-	-	11-31-4	.355	134	1	31	-
P. Millner	-	-	6-10-1	.600	76	2	-	-
W. Bailey	-	-	2-2-0	1.000	13	0	-	-
E. Rushton	-	-	1-3-0	.333	5	0	5	-

RECEIVING

Player	G	No.	Yds	Avg	TD	Lg	Avg/G
B. Bass	-	9	136	15.1	1	-	-
J. Thompson	-	7	96	13.7	0	-	-
R. Benson	-	5	76	15.2	0	-	-
D. Hurm	-	5	58	11.6	1	-	-
H. McElhane	-	5	36	7.2	0	-	-
E. Rushton	-	3	68	22.7	2	-	-
G. Atherholt	-	3	28	9.3	0	-	-
R. Honeycutt	-	2	28	14.0	0	-	-
R.B. Lattimore	-	2	24	12.0	1	-	-
J. Bartal	-	2	19	9.5	0	-	-
D. Padgett	-	2	14	7.0	0	-	-
P. Dupler	-	1	8	8.0	0	8	-
G. Dutrow	-	1	5	5.0	0	5	-
W. Carlton	-	1	3	3.0	0	3	-

SCORING

Player	TD	FG	Kick	Rush	Rcv	Pass	Dxp	Saf	Pts
E. Rushton	5	0-0	0-0	-	-	-	-	-	30
B. Blaney	3	0-0	10-11	-	-	-	-	-	28
W. Carlton	3	0-0	0-0	-	-	-	-	-	18
S. Jurgensen	3	0-0	0-0	-	-	-	-	-	18
B. Bass	1	0-0	9-12	-	-	-	-	-	15
R. Brodhead	2	0-0	0-0	-	-	-	-	-	12
R.B. Lattimore	2	0-0	0-0	-	-	-	-	-	12
G. Dutrow	2	0-0	0-0	-	-	-	-	-	12
J. Long	1	0-0	0-0	-	-	-	-	-	6
P. Millner	1	0-0	0-0	-	-	-	-	-	6
R. Honeycutt	1	0-0	0-0	-	-	-	-	-	6
H. McElhane	1	0-0	0-0	-	-	-	-	-	6
P. Dupler	1	0-0	0-0	-	-	-	-	-	6
D. Hurm	1	0-0	0-0	-	-	-	-	-	6
J. Harris	0	0-1	3-4	-	-	-	-	-	3

PUNTING

Player	No.	Yds	Avg	Lg	TB	FC	I20	50+	Blk
G. Dutrow	14	473	33.8	-	-	-	-	-	0
B. Bass	14	444	31.7	-	-	-	-	-	0
P. Millner	11	338	30.7	-	-	-	-	-	0
W. Bailey	1	36	36.0	36	-	-	-	-	0
TEAM	1	0	-	-	-	-	-	-	1

KICKOFF RETURNS

Player	No.	Yds	Avg	TD	Lg
B. Blaney	5	197	39.4	1	-
W. Carlton	3	64	21.1	0	-
H. McElhane	2	39	19.5	0	-
R. Honeycutt	2	37	18.5	0	-
S. Jurgensen	2	37	18.5	0	-
N. Kredich	2	32	16.0	0	-
R. Brodhead	2	21	10.5	0	-
R. Benson	2	10	5.0	0	-

PUNT RETURNS

Player	No.	Yds	Avg	TD	Lg
S. Jurgensen	8	28	3.5	0	-
R. Brodhead	5	41	8.2	0	-
G. Dutrow	5	24	4.8	0	-
E. Rushton	4	38	9.5	0	-
B. Blaney	4	31	7.7	0	-
P. Millner	2	10	5.0	0	-

INTERCEPTIONS

Player	No.	Yds	Avg	TD	Lg
R. Brodhead	3	27	9.0	0	-
E. Rushton	3	8	2.7	0	-
P. Millner	3	0	0.0	0	-
H. McElhane	2	56	28.0	0	-
R.B. Lattimore	2	39	19.5	1	-
J. Long	2	25	12.5	1	-
G. Dutrow	2	10	5.0	0	-
B. Blaney	1	34	34.0	0	34
O. Rudy	1	24	24.0	0	24
S. Jurgensen	1	9	9.0	0	9
G. Atherholt	1	0	0.0	0	-
W. Carlton	1	0	0.0	0	-
D. Hurm	1	0	0.0	0	-

FIELD GOALS

Player	FGM-A	Pct	1-19	20-29	30-39	40-49	50+	Lg	Blk
J. Harris	0-1	.000	-	-</					

1957

Overall Record: 6-3-2 ACC: 5-1-1 (2nd) Final National Ranking: 16th (AP); 14th (UPI)

Orange Bowl

Head Coach: Bill Murray

Assistant Coaches: Ace Parker (OB), Herschel Caldwell (DE), Carmen Falcone (DB), Marty Pierson (OE), Robert Bossons (DL), Thomas O'Boyle (OL), Bob Cox (Freshman)

Starting Lineup: LE Dave Hurm, LT Tom Topping, LG Roy Hord, C Wade Byrd, RG Buzz Guy, RT John Kersey or Bill Recinella, RE Bill Thompson, QB Robert Brodhead, LHB Ed Rushton or Wade Carlton, RHB George Dutrow, FB Hal McElhany; SPECIAL TEAMS: K Wray Carlton or Jim Harris or Sam Eberdt, P George Dutrow or Pryor Millner

Captain: Hal McElhany | Team MVP: Tom Topping

All-ACC: Wray Carlton¹, Roy Hord¹, Hal McElhany², Bill Thompson², Tom Topping¹

All-America: Wray CarltonTM, George DutrowTM, Roy Hord¹, Dave HurmTM, Hal McElhanyTM, Tom Topping¹ | Academic All-America: –

Miscellaneous Awards: ACC Jacobs Blocking Trophy (Hal McElhany)

S 21	South Carolina (10/-)	A	W	26-14	40,000	Carlton 15-93 rushing & 1 TD; Dutrow 12-56 rushing & 1 TD + 2-68 punting; Duke passing 0-3; Rushing yards: Duke 290, SCAR 137; Halftime: 7-7
S 28	Virginia (7/-)	H	W	40-0	14,000	Carlton 16-111 rushing & 3 TDs (2, 19 & 11), 1-2 receiving & 1 TD & 2 PATs (sets ACC single-game record with 26 points); 1st downs: Duke 30, UVA 5
O 5	Maryland (4/-)	H	W	14-0	25,000	Carlton 23-112 rushing & 1 TD, 2-2, 19 yards & 1 TD + 2 PATs; 1st downs: Duke 18, MD 6; Total offense: Duke 327, MD 138
O 12	Rice (5/15)	A	W	7-6	52,000	Carlton 16-105 rushing & 1 TD (68); RICE PATA wide right (11:26; 3rd); RICE FB Chilton lost fumble thru EZ for TB on 2nd-&-G (6:01; 4th)
O 19	Wake Forest (5/-)	H	W	34-7	17,600	Bell 14-96 rushing & 1 TD; Brodhead 3-3, 29 yards & 1 TD; Lee 12-77 rushing & 1 TD; Rushing yards: Duke 376, WF 79
O 26	N.C. State (4/11)	A	T	14-14	21,000	Brodhead 2 total TDs (1 rush & 1 pass); Carlton tackled by NCS QB Katicch at NCS 16 after 52-yard pass from Brodhead (0:00; 4th)
N 2	Georgia Tech (7/-)	A	L	0-13	40,000	GT FB Simerville 11-46 rushing + 15-yard TD reception; Carlton 8-41 rushing; Total offense: Duke 109 (19 in first half), GT 290
N 9	Navy (16/7)	N ¹	T	6-6	31,000	Dutrow 11-56 rushing & 1 TD, 1-2, 28 yards, 8-318 punting + 1-14 PR; Duke defense 4 INTs & 1 FR; NAVY 37-yard FGA failed (0:24; 4th)
N 16	Clemson (11/14)	H	W	7-6	22,000	Carlton 1-35 receiving & 1 TD; CLEM K White PATA wide right (6:00; 4th); Duke defense 5 TOs; Total offense: Duke 247, CLEM 399
N 23	North Carolina (11/-)	H	L	13-21	40,000	UNC QB Cummings 8-16, 116 yards & 1 TD + 7-304 punting; Carlton 18-117 rushing & 2 TDs + 1-15 receiving; Halftime: Duke, 13-7
J 1	+Oklahoma (16/4)	N ²	L	21-48	76,318	OKLA HB Thomas 13-62 rushing & 1 TD; Carlton 15-84 rushing; McElhany 3-13 rushing & 2 TDs; OKLA 27 points in 4th quarter

N¹ Baltimore, Md.

N² Miami, Fla.

+ Orange Bowl

	1st	2nd	3rd	4th	OT	Total
Duke	-	-	-	-	-	182
Opponents	-	-	-	-	-	135
TEAM STATISTICS						
		Duke		Opponents		
SCORING		182		135		
Points Per Game		16.5		12.3		
FIRST DOWNS		183		129		
Rushing		149		85		
Passing		28		32		
Penalty		6		12		
RUSHING YARDAGE		2,597		1,683		
Yards gained rushing		2,870		1,833		
Yards lost rushing		273		150		
Rushing Attempts		647		461		
Average Per Rush		4.0		3.6		
Average Per Game		236.1		153.0		
TDs Rushing		21		-		
PASSING YARDAGE		613		932		
Comp-Att-Int		47-101-10		72-171-21		
Average Per Pass		6.1		5.5		
Average Per Catch		13.0		12.9		
Average Per Game		55.7		84.7		
TDs Passing		6		8		
TOTAL OFFENSE		3,120		2,615		
Total Plays		748		632		
Average Per Play		4.2		4.1		
Average Per Game		291.8		237.7		
KICK RETURNS: #-Yards		30-596		37-767		
PUNT RETURNS: #-Yards		25-171		28-224		
INT RETURNS: #-Yards		21-197		10-305		
KICK RETURN AVERAGE		19.9		20.7		
PUNT RETURN AVERAGE		6.4		8.0		
INT RETURN AVERAGE		9.4		30.5		
FUMBLES-LOST		24-14		23-13		
PENALTIES-Yards		47-472		56-599		
Average Per Game		42.9		54.5		
PUNTS-Yards		62-2,030		63-2,245		
Average Per Punt		32.7		35.6		
Net punt average		-		-		
KICKOFFS-Yards		-		-		
Average Per Kick		-		-		
Net kick average		-		-		
TIME OF POSSESSION/Game		-		-		
3RD-DOWN Conversions		-		-		
3rd-Down Pct		-		-		
4TH-DOWN Conversions		-		-		
4th-Down Pct		-		-		
SACKS BY-Yards		-		-		
TOUCHDOWNS SCORED		27		20		
FIELD GOALS-ATTEMPTS		0-1		0-1		
ON-SIDE KICKS		-		-		
RED-ZONE SCORES		-		-		
RED-ZONE TOUCHDOWNS		-		-		
PAT-ATTEMPTS		(20-27) 74%		(15-20) 75%		

RUSHING

Player	G	Att	Gain	Loss	Net	Avg	TD	Lg	Avg/G
W. Carlton	-	158	852	19	833	5.3	8	68	-
G. Dutrow	-	135	643	18	625	4.6	3	-	-
J.D. Lee	-	51	278	9	269	5.3	1	-	-
H. McElhany	-	55	230	3	227	4.1	2	-	-
E. Rushton	-	56	227	11	216	3.9	0	26	-
F. Bell	-	22	132	6	126	5.8	2	36	-
P. Dupler	-	32	103	1	102	3.2	0	-	-
R. Fetsko	-	21	89	0	89	4.2	0	-	-
R. Cutler	-	10	36	4	32	3.2	0	-	-
J. Harris	-	9	27	0	27	3.0	1	-	-
P. Millner	-	20	48	31	17	0.9	2	-	-
R. Brodhead	-	67	169	142	17	0.3	2	-	-
A. Cottingham	-	5	26	12	14	2.8	0	-	-
G. Harris	-	4	9	14	-5	-5.0	0	-	-
C. Clayton	-	2	1	3	-12	-12.0	0	-	-

PASSING

Player	G	Effic	C-A-I	Pct	Yds	TD	Lg	Avg/G
R. Brodhead	-	-	30-62-7	.484	392	4	-	-
G. Dutrow	-	-	5-10-1	.500	81	0	-	-
P. Millner	-	-	5-12-0	.417	75	0	-	-
W. Carlton	-	-	7-13-0	.538	65	2	-	-
E. Rushton	-	-	0-1-1	.000	0	0	-	-
G. Harris	-	-	0-2-1	.000	0	0	-	-
W. Langston	-	-	0-1-0	.000	0	0	-	-

RECEIVING

Player	G	No.	Yds	Avg	TD	Lg	Avg/G
G. Dutrow	-	10	100	10.0	2	-	-
W. Carlton	-	8	174	21.8	2	-	-
J. Thompson	-	7	103	14.7	1	-	-
H. McElhany	-	5	63	12.6	0	-	-
D. Hurm	-	5	44	8.8	1	-	-
P. Dupler	-	4	54	13.5	0	-	-
R.B. Lattimore	-	4	40	10.0	0	-	-
J. Bartal	-	1	28	28.0	0	28	-
E. Rushton	-	1	17	17.0	0	17	-
J.D. Lee	-	1	1	1.0	0	1	-
R. Fetsko	-	1	-1	-1.0	0	-	-

SCORING

Player	TD	FG	Kick	Rush	Rcv	Pass	Dxp	Saf	Pts
W. Carlton	10	0-0	14-17	-	-	-	-	-	74
G. Dutrow	5	0-0	0-0	-	-	-	-	-	30
F. Bell	2	0-0	0-0	-	-	-	-	-	12
R. Brodhead	2	0-0	0-0	-	-	-	-	-	12
H. McElhany	2	0-0	0-0	-	-	-	-	-	12
P. Millner	2	0-0	0-0	-	-	-	-	-	12
J. Harris	1	0-0	3-5	-	-	-	-	-	9
J.D. Lee	1	0-0	0-0	-	-	-	-	-	6
D. Hurm	1	0-0	0-0	-	-	-	-	-	6
J. Thompson	1	0-0	0-0	-	-	-	-	-	6
S. Eberdt	0	0-1	3-5	-	-	-	-	-	3

PUNTING

Player	No.	Yds	Avg	Lg	TB	FC	i20	50+	Blk
G. Dutrow	45	1,629	36.2	-	-	-	-	-	0
A. Cottingham	8	292	36.5	-	-	-	-	-	0
P. Millner	4	109	27.3	-	-	-	-	-	0
TEAM	3	0	0.0	-	-	-	-	-	3

KICKOFF RETURNS

Player	No.	Yds	Avg	TD	Lg
W. Carlton	8	192	24.0	0	-
H. McElhany	4	45	11.3	0	-
R. Brodhead	3	78	26.0	0	-
E. Rushton	2	56	28.0	0	-
G. Dutrow	2	51	27.0	0	-
P. Millner	2	50	25.0	0	-
J.D. Lee	2	35	17.5	0	-
G. Harris	2	26	13.0	0	-
R.B. Lattimore	2	15	7.5	0	-
F. Bell	1	19	19.0	0	19
P. Dupler	1	15	15.0	0	15
J. Thompson	1	14	14.0	0	14

PUNT RETURNS

Player	No.	Yds	Avg	TD	Lg
G. Dutrow	6	45	7.5	0	-
R. Brodhead	5	25	5.0	0	-
E. Rushton	4	28	7.0	0	-
W. Carlton	4	27	6.8	0	-
J.D. Lee	4	25	6.2	0	-
R. Fetsko	1	16	16.0	0	16
G. Harris	1	5	5.0	0	5

INTERCEPTIONS

Player	No.	Yds	Avg	TD	Lg
R. Brodhead	5	37	7.4	0	-
G. Dutrow	4	53	13.3	0	-
W. Carlton	3	0	0.0	0	-
E. Rushton	2	0	0.0	0	-
R. Fetsko	1	34	34.0	0	34
P. Dupler	1	20	20.0	0	20
J.D. Lee	0	23	-	0	-
H. McElhany	1	14	14.0	0	14
R. Cutler	1	7	7.0	0	7
A. Cottingham	1	5	5.0	0	5
D. Padgett	1	4	4.0	0	4
D. Hurm	1	0	0.0	0	-

FIELD GOALS

Player	FGM-A	Pct	1-19	20-29	30-39	40-49	50+	Lg	Blk
S. Eberdt	0-1								

1958

Overall Record: 5-5 ACC: 3-2 (3rd)

Head Coach: Bill Murray

Assistant Coaches: Ace Parker (OB), Herschel Caldwell (DE), Carmen Falcone (DB), Marty Pierson (OE), Doug Knotts (DL), Thomas O'Boyle (OL), Bob Cox (Freshman)

Starting Lineup: LE Bert Lattimore or Jim Bartal, LT Don Denne, LG Ron Bostian or Art Browning, C Ted Royall or Wade Byrd, RG Mike McGee, RT Jim Gardner, RE Doug Padgett, QB Robert Brodhead, LHB Wray Carlton, RHB George Dutrow, FB Butch Allie or Bob Cruikshank; SPECIAL TEAMS: K Wray Carlton or Art Browning, P George Dutrow or Andy Cottingham

Captain: Pryor Millner | Team MVP: George Dutrow

All-ACC: Wray Carlton, Mike McGee

All-America: Wray CarltonTM, Mike McGeeTM | Academic All-America: -

Miscellaneous Awards: -

S 20	South Carolina	A	L	0-8	38,000	SCAR QB Bunch 13-27 rushing & 1 TD + 1 PAT rush; Carlton 11-62 rushing + 3-33 receiving; Total offense: Duke 264, SCAR 262
S 27	Virginia	A	L	12-15	15,000	UVA QB Whitley 12-27, 169 yards & 1 TD; Carlton 20-84 rushing & 1 TD; Duke final drive ends with INT (0:45; 4th); Total offense: Duke 325, UVA 293
O 4	Illinois	H	W	15-13	25,000	Carlton 14-69 rushing + 2-35 receiving; Dutrow 12-53 rushing + 1-13 receiving & 1 TD; Total offense: Duke 259, ILL 326; Halftime: Duke, 15-0
O 11	Baylor	H	W	12-7	26,000	Carlton 24-111 rushing & 1 TD; Dutrow 21-73 rushing & 1 TD; BAY FB Hickman 19-89 rushing; Total offense: Duke 315, BAY 201
O 18	Notre Dame (-/12)	A	L	7-9	59,068	ND HB Mack 17-106 rushing; ND K Stickle 23-yard FG (3rd); Dutrow 14-76 rushing; Duke final drive ends with INT (0:00; 4th); Halftime: Duke, 7-6
O 25	N.C. State	H	W	20-13	20,000	Dutrow GW 2-yard TD rush (1:40; 4th); Bell 65-yard PR for TD; Carlton ends NCS final drive with INT (0:00; 4th); NCS led 7-6 after 3 quarters
N 1	Georgia Tech	H	L	8-10	30,000	GT K Wells GW 31-yard FG (10:00; 4th); GT HB Nix 12-45 rushing; Carlton 6-22 rushing & 1 TD; Duke 5 TOs including 2 INTs in 4th quarter
N 8	LSU (-/1)	A	L	18-50	63,000	LSU HB Cannon 8-53 rushing & 1 TD + 2-72 receiving & 1 TD; Carlton 20-67 rushing & 1 TD + 2-12 receiving & 1 TD; Halftime: LSU, 28-6
N 15	Wake Forest	A	W	29-0	20,000	Lee 11-87 rushing & 1 TD; Carlton 21-78 rushing & 1 TD; Total offense: Duke 378, WF 210; Duke defense 3 INTs & 3 FRs
N 22	North Carolina (-/17)	A	W	7-6	44,500	Carlton 26-75 rushing & 1 TD + 1 PAT; Allie ends UNC final drive with INT at Duke 1 (4th); Duke defense 5 INTs; Total offense: Duke 178, UNC 263

	1st	2nd	3rd	4th	OT	Total
Duke	-	-	-	-	-	128
Opponents	-	-	-	-	-	131
TEAM STATISTICS						
	Duke					Opponents
SCORING	128					131
Points Per Game	12.8					13.1
FIRST DOWNS	159					132
Rushing	107					77
Passing	45					48
Penalty	7					7
RUSHING YARDAGE	1,886					1,669
Yards gained rushing	2,170					1,877
Yards lost rushing	288					208
Rushing Attempts	559					461
Average Per Rush	3.4					3.6
Average Per Game	188.6					166.9
TDs Rushing	14					-
PASSING YARDAGE	859					1,009
Comp-Att-Int	73-150-9					71-169-15
Average Per Pass	5.7					6.0
Average Per Catch	11.8					14.2
Average Per Game	85.9					100.9
TDs Passing	5					5
TOTAL OFFENSE	2,745					2,678
Total Plays	709					630
Average Per Play	3.9					4.3
Average Per Game	274.5					267.8
KICK RETURNS: #-Yards	29-575					27-553
PUNT RETURNS: #-Yards	27-234					18-162
INT RETURNS: #-Yards	15-172					9-141
KICK RETURN AVERAGE	19.8					20.5
PUNT RETURN AVERAGE	8.7					9.0
INT RETURN AVERAGE	11.5					15.7
FUMBLES-LOST	34-17					29-17
PENALTIES-Yards	56-577					59-616
Average Per Game	57.7					61.6
PUNTS-Yards	64-1,988					58-2,037
Average Per Punt	31.1					35.1
Net punt average	-					-
KICKOFFS-Yards	-					-
Average Per Kick	-					-
Net kick average	-					-
TIME OF POSSESSION/Game	-					-
3RD-DOWN Conversions	-					-
3rd-Down Pct	-					-
4TH-DOWN Conversions	-					-
4th-Down Pct	-					-
SACKS BY-Yards	-					-
TOUCHDOWNS SCORED	19					18
FIELD GOALS-ATTEMPTS	0-1					3-8
ON-SIDE KICKS	-					-
RED-ZONE SCORES	-					-
RED-ZONE TOUCHDOWNS	-					-
PAT-ATTEMPTS	(9-19) 47%					(10-18) 56%

RUSHING

Player	G	Att	Gain	Loss	Net	Avg	TD	Lg	Avg/G
W. Carlton	-	164	680	44	636	3.9	6	-	-
G. Dutrow	-	112	469	27	442	3.9	2	-	-
J.D. Lee	-	68	299	13	286	4.2	1	-	-
F. Bell	-	35	127	10	117	3.3	0	-	-
B. Cruikshank	-	26	110	0	110	4.2	1	-	-
R. Fetsko	-	29	99	8	91	3.1	0	-	-
D. Burch	-	20	96	7	89	4.4	1	-	-
R. Brodhead	-	48	153	114	39	0.8	1	-	-
B. Allie	-	14	28	0	28	2.0	0	-	-
R. Crummie	-	5	27	0	27	5.4	0	-	-
A. Cottingham	-	12	27	1	26	2.2	0	-	-
G. Harris	-	4	18	2	16	4.0	0	-	-
P. Millner	-	13	27	20	7	0.5	0	-	-
R. Honeycutt	-	8	11	13	-2	-2.0	0	-	-
Center Pass	-	1	0	23	-23	-23.0	0	-	-

PASSING

Player	G	Effic	C-A-I	Pct	Yds	TD	Lg	Avg/G
R. Brodhead	-	-	53-111-9	.477	651	3	-	-
G. Dutrow	-	-	8-11-0	.727	84	2	-	-
P. Millner	-	-	6-12-0	.500	54	0	-	-
W. Carlton	-	-	4-11-0	.364	53	0	-	-
G. Harris	-	-	1-3-0	.333	16	0	16	-
D. Padgett	-	-	1-1-0	1.000	1	0	1	-
M. McGee	-	-	0-1-0	.000	0	0	-	-

RECEIVING

Player	G	No.	Yds	Avg	TD	Lg	Avg/G
W. Carlton	-	17	189	11.1	2	-	-
C. Moorman	-	11	142	12.9	1	-	-
D. Padgett	-	9	112	12.4	1	-	-
R. Spada	-	7	98	14.0	0	-	-
R.B. Lattimore	-	7	82	11.7	0	-	-
G. Dutrow	-	4	61	15.3	0	-	-
J. Bartal	-	4	35	8.8	0	-	-
J.D. Lee	-	4	24	6.0	1	-	-
D. Sime	-	2	36	18.0	0	-	-
R. Honeycutt	-	2	31	15.5	0	-	-
D. Bumgarner	-	2	19	9.5	0	-	-
B. Cruikshank	-	1	15	15.0	0	15	-
B. Allie	-	1	14	14.0	0	14	-
J. Gardner	-	1	1	1.0	0	1	-
R. Fetsko	-	1	-7	-7.0	0	-	-

SCORING

Player	TD	FG	Kick	Rush	Rcv	Pass	Dxp	Saf	Pts
W. Carlton	8	0-1	4-7	0-0	-	2-3	-	-	56
G. Dutrow	2	0-0	0-0	1-1	-	0-0	-	-	14
J.D. Lee	2	0-0	0-0	0-0	-	0-0	-	-	12
B. Cruikshank	1	0-0	0-0	1-1	-	0-0	-	-	8
D. Padgett	1	0-0	0-0	0-0	-	1-1	-	-	8
F. Bell	1	0-0	0-0	0-0	-	0-0	-	-	6
R. Brodhead	1	0-0	0-0	0-0	-	0-5	-	-	6
D. Burch	1	0-0	0-0	0-0	-	0-0	-	-	6
C. Moorman	1	0-0	0-0	0-0	-	0-0	-	-	6
R. Spada	1	0-0	0-0	0-0	-	0-0	-	-	6
A. Browning	0	0-0	0-1	0-0	-	0-0	-	-	0

PUNTING

Player	No.	Yds	Avg	Lg	TB	FC	I20	50+	Blk
G. Dutrow	34	1,116	32.8	-	-	-	-	-	0
A. Cottingham	23	571	32.6	-	-	-	-	-	0
B. Allie	3	70	23.3	-	-	-	-	-	0
P. Millner	2	49	24.5	-	-	-	-	-	0
TEAM	2	0	0.0	-	-	-	-	-	2

KICKOFF RETURNS

Player	No.	Yds	Avg	TD	Lg
W. Carlton	13	332	25.5	0	-
G. Dutrow	6	95	15.8	0	-
J.D. Lee	4	75	18.7	0	-
R. Brodhead	1	20	20.0	0	20
B. Cruikshank	1	15	15.0	0	15
J. Bartal	1	12	12.0	0	12
R. Spada	1	10	10.0	0	10
D. Bumgarner	1	10	10.0	0	10
R.B. Lattimore	1	6	6.0	0	6

PUNT RETURNS

Player	No.	Yds	Avg	TD	Lg
F. Bell	11	127	11.5	1	-
W. Carlton	8	43	5.4	0	-
P. Millner	3	19	6.3	0	-
G. Dutrow	3	15	5.0	0	-
R. Spada	1	23	23.0	0	23
R. Brodhead	1	7	7.0	0	7

INTERCEPTIONS

Player	No.	Yds	Avg	TD	Lg
B. Allie	3	31	10.3	0	-
R. Brodhead	2	37	18.5	0	-
J. Bartal	2	27	13.5	0	-
P. Millner	2	0	0.0	0	-
W. Carlton	1	29	29.0	0	29
D. Bumgarner	1	22	22.0	0	22
R. Crummie	1	10	10.0	0	10
R. Bostian	1	6	6.0	0	6
F. Bell	1	0	0.0	0	-
T. Royall	1	0	0.0	0	-

FIELD GOALS

Player	FGM-A	Pct	1-19	20-29	30-39	40-49	50+	Lg	Blk
W. Carlton	0-1	.000	-	-	-	-	-	-	-

TOTAL OFFENSE LEADERS

Player	G	Plays	Rush	Pass	Total	Avg/G
R. Brodhead	-	-	39	651	690	-
W. Carlton	-	-	636	53	689	-

ALL PURPOSE YARDAGE LEADERS

Player	G	Rush	Rec	PR	KOR	IR	Total	Avg/G
W. Carlton	-	636	189	43	332	29	1,229	-
G. Dutrow	-	442	61	15	95	0	623	-

TACKLE LEADERS

Player	G	UA	A	Tot	TFL/Yds	Sacks/Yds	PBU
-	-	-	-	-	-	-	-

CAUSED FUMBLES

-

FUMBLE RECOVERIES

Dutrow 1

1959

Overall Record: 4-6 ACC: 2-3 (6th)

Head Coach: Bill Murray

Assistant Coaches: Ace Parker (OB), Herschel Caldwell (DE), Carmen Falcone (DB), Marty Pierson (OE), Doug Knotts (DL), Ted Youngling (OL), Bob Cox (Freshman)

Starting Lineup: LE Dwight Bumgarner, LT Don Denne or Jim Swofford, LG Art Browning, C Ted Royall, RG Mike McGee, RT Jim Gardner or Dave Bosson, RE Robert Spada or Bob Fetsko, QB George Harris (7) or Don Altman (3), LHB Bunny Bell or Joel Arrington, RHB Jack Withrow or J.D. Lee, FB Bob Crummie; **SPECIAL TEAMS:** K Art Browning or Jack Bush, P George Harris or Joel Arrington

Captain: Mike McGee | Team MVP: Mike McGee

All-ACC: Joel Arrington¹, Dwight Bumgarner², Jim Gardner², Mike McGee³

All-America: Mike McGee¹ | Academic All-America: Butch Allie, Ed Lyon

Miscellaneous Awards: Outland Trophy (Mike McGee), ACC Player of the Year (Mike McGee)

S 19	South Carolina	A	L	7-12	37,000	SCAR HB Norton GW 55-yard TD rush (7:02; 4th); Duke final drive TO on downs at SCAR 37 (1:26; 4th); Moorman 58-yard TD reception
S 26	Ohio State (-/12)	A	L	13-14	82,834	OHST K Kilgore GW PAT after E Bryant 22-yard TD pass from QB Matte (1:51; 4th); Wilson 11-84 rushing & 1 TD; Total offense: Duke 227, OSU 270
O 3	Rice	H	W	24-7	21,000	Arrington 19-101 rushing & 1 TD, 1-22 KOR + 5-216 punting; Lee 9-38 rushing & 1 TD; Total offense: Duke 278, RICE 144
O 10	Pittsburgh	A	L	0-12	38,749	PITT E Ditka 5-97 receiving & 1 TD (56); PITT HB Scisly 14-51 rushing & 1 TD; Withrow 5-27 rushing; Total offense: Duke 103, PITT 292
O 17	Army West Point	H	L	6-21	33,500	ARMY QB Caldwell 15-21, 177 yards; ARMY E Carpenter 9-103 receiving; Crummie 12-56 rushing & 1 TD; Total offense: Duke 199, ARMY 312
O 24	N.C. State	A	W	17-15	14,000	Wilson 7-16 rushing & 1 TD + 61-yard INT return for TD; NCS QB Wojcicki 43-yard FGA failed (4th); Total offense: Duke 170, NCS 236
O 31	Georgia Tech (-/9)	A	W	10-7	44,174	Browning GW 28-yard FG (7:34; 4th); Arrington 8-122 rushing & 1 TD (83) + 4-150 punting; Total offense: Duke 249, GT 115
N 7	Clemson (-/10)	A	L	0-6	40,000	CLEM HB Mathis 12-49 rushing; CLEM E Bost 30-yard TD pass from QB Shingler; Arrington 11-58 rushing; Total offense: Duke 181, CLEM 236
N 14	Wake Forest	H	W	27-15	25,000	Arrington 15-63 rushing & 2 TDs; Wilson 16-72 rushing; WF QB Snead 14-36, 207 yards & 2 TDs; Duke defense 4 INTs & 2 FRs
N 26	North Carolina	H	L	0-50	33,000	UNC FB Klochak 6-24 rushing & 1 TD + 93-yard KOR for TD; UNC 231 rushing yards & 6 TDs; Harris 11-21, 142 yards; Duke 6 TOs

	1st	2nd	3rd	4th	OT	Total
Duke	-	-	-	-	-	104
Opponents	-	-	-	-	-	159

TEAM STATISTICS

	Duke	Opponents
SCORING	104	159
Points Per Game	10.4	15.9
FIRST DOWNS	120	145
Rushing	82	80
Passing	32	61
Penalty	6	4
RUSHING YARDAGE	1,532	1,509
Yards gained rushing	1,830	1,690
Yards lost rushing	298	181
Rushing Attempts	485	461
Average Per Rush	3.2	3.3
Average Per Game	153.2	150.9
TDs Rushing	9	-
PASSING YARDAGE	665	1,115
Comp-Att-Int	53-111-7	81-185-12
Average Per Pass	6.0	6.0
Average Per Catch	12.5	13.8
Average Per Game	66.5	111.5
TDs Passing	4	5
TOTAL OFFENSE	2,197	2,624
Total Plays	596	646
Average Per Play	3.7	4.1
Average Per Game	219.7	262.4
KICK RETURNS: #-Yards	30-552	25-593
PUNT RETURNS: #-Yards	25-180	33-241
INT RETURNS: #-Yards	12-221	7-102
KICK RETURN AVERAGE	18.4	23.7
PUNT RETURN AVERAGE	7.2	7.3
INT RETURN AVERAGE	18.4	14.6
FUMBLES-LOST	26-17	22-12
PENALTIES-Yards	47-381	45-402
Average Per Game	38.1	40.2
PUNTS-Yards	64-2,119	59-2,075
Average Per Punt	33.1	35.2
Net punt average	-	-
KICKOFFS-Yards	-	-
Average Per Kick	-	-
Net kick average	-	-
TIME OF POSSESSION/Game	-	-
3RD-DOWN Conversions	-	-
3rd-Down Pct	-	-
4TH-DOWN Conversions	-	-
4th-Down Pct	-	-
SACKS BY-Yards	-	-
TOUCHDOWNS SCORED	14	23
FIELD GOALS-ATTEMPTS	3-4	1-5
ON-SIDE KICKS	-	-
RED-ZONE SCORES	-	-
RED-ZONE TOUCHDOWNS	-	-
PAT-ATTEMPTS	(11-14) 78%	(16-23) 69%

RUSHING

Player	G	Att	Gain	Loss	Net	Avg	TD	Lg	Avg/G
J. Arrington	-	92	463	19	444	4.8	3	-	-
J. Wilson	-	97	394	18	376	3.9	2	-	-
J.D. Lee	-	48	203	30	173	3.6	1	-	-
R. Crummie	-	37	148	2	146	4.0	1	-	-
F. Bell	-	50	146	7	139	2.8	1	-	-
J. McGee	-	35	139	0	139	4.0	1	-	-
W. Withrow	-	23	86	2	84	3.7	0	-	-
D. Wright	-	25	84	13	71	2.8	0	-	-
R. Garda	-	7	23	7	16	2.8	0	-	-
J. Harris	-	55	121	105	16	0.3	0	-	-
R. Clark	-	1	1	0	1	1.0	0	-	-
D. Altman	-	19	22	95	-73	-3.8	0	-	-
R. Honeycutt	-	1	0	0	0	0.0	0	-	-

PASSING

Player	G	Effic	C-A-I	Pct	Yds	TD	Lg	Avg/G
J. Harris	-	-	27-65-5	.415	381	2	-	-
D. Altman	-	-	19-30-2	.633	214	1	-	-
J. Wilson	-	-	6-12-0	.500	65	0	-	-
D. Wright	-	-	1-1-0	1.000	5	1	5	-
J.D. Lee	-	-	0-2-0	.000	0	0	-	-
J. McGee	-	-	0-1-0	.000	0	0	-	-

RECEIVING

Player	G	No.	Yds	Avg	TD	Lg	Avg/G
J. Arrington	-	13	124	9.5	1	-	-
D. Bumgarner	-	8	86	10.8	0	-	-
C. Moorman	-	6	91	15.2	1	-	-
J. Wilson	-	5	106	21.2	1	-	-
R. Fetsko	-	5	60	12.0	0	-	-
F. Bell	-	4	59	14.8	1	-	-
R. Garda	-	3	66	22.0	0	-	-
W. Withrow	-	3	12	4.0	0	-	-
R. Crummie	-	2	23	11.5	0	-	-
D. Gelbert	-	2	21	10.5	0	-	-
J.D. Lee	-	1	14	14.0	0	-	-
D. Unser	-	1	7	7.0	0	-	-

SCORING

Player	TD	FG	Kick	Rush	Rcv	Pass	Dxp	Saf	Pts
J. Wilson	4	0-0	0-0	0-0	0	0-0	-	-	24
J. Arrington	4	0-0	0-0	0-0	0	0-0	-	-	24
A. Browning	0	2-3	8-9	0-0	0	0-0	-	-	14
F. Bell	2	0-0	0-0	0-0	0	0-0	-	-	12
J. Bush	0	1-2	3-3	0-0	0	0-0	-	-	6
R. Crummie	1	0-0	0-0	0-0	0	0-0	-	-	6
J. McGee	1	0-0	0-0	0-0	0	0-0	-	-	6
C. Moorman	1	0-0	0-0	0-0	0	0-0	-	-	6
J.D. Lee	1	0-0	0-0	0-0	0	0-0	-	-	6
D. Altman	0	0-0	0-0	0-0	0	0-1	-	-	0
J. Harris	0	0-0	0-0	0-0	0	0-1	-	-	0

PUNTING

Player	No.	Yds	Avg	Lg	TB	FC	i20	50+	Blk
J. Arrington	44	1,403	31.9	-	-	-	-	-	0
J. Clark	8	283	35.4	-	-	-	-	-	0
J. Harris	9	231	25.6	-	-	-	-	-	0
D. Wright	2	39	19.5	-	-	-	-	-	0
TEAM	1	0	0.0	-	-	-	-	-	1

KICKOFF RETURNS

Player	No.	Yds	Avg	TD	Lg
J. Arrington	7	158	22.6	0	-
D. Gelbert	6	99	16.5	0	-
F. Bell	4	79	19.7	0	-
R. Crummie	3	47	15.7	0	-
D. Bumgarner	3	41	13.7	0	-
W. Withrow	2	56	28.0	0	-
J.D. Lee	2	38	19.0	0	-
J. Wilson	1	16	16.0	0	16
J. Harris	1	15	15.0	0	15
M. McGee	1	3	3.0	0	3
D. Unser	1	0	0.0	0	-

PUNT RETURNS

Player	No.	Yds	Avg	TD	Lg
F. Bell	7	43	6.1	0	-
J. Arrington	6	71	11.8	0	-
D. Altman	4	25	6.3	0	-
D. Wright	3	23	7.7	0	-
J. Harris	3	9	3.0	0	-
TEAM	1	8	8.0	0	8
R. Garda	1	4	4.0	0	4

INTERCEPTIONS

Player	No.	Yds	Avg	TD	Lg
J. Wilson	3	118	39.3	1	-
J. Harris	1	33	33.0	0	33
R. Fetsko	1	25	25.0	0	25
J. Tinnell	1	19	19.0	0	19
J. McGee	1	10	10.0	0	10
D. Altman	1	8	8.0	0	8
T. Royall	1	4	4.0	0	4
R. Spada	1	3	3.0	0	3
D. Unser	1	1	1.0	0	1
D. Gelbert	1	0	0.0	0	-

FIELD GOALS

Player	FGM-A	Pct	1-19	20-29	30-39	40-49	50+	Lg	Blk
A. Browning	2-3	.667	-	-	-	-	-	-	-
J. Bush	1-2	.500	-	-	-	-	-	-	-

TOTAL OFFENSE LEADERS

Player	G	Plays	Rush	Pass	Total	Avg/G
J. Arrington	-	-	444	0	444	-
J. Harris	-	-	16	381	397	-

ALL PURPOSE YARDAGE LEADERS

Player	G	Rush	Rec	PR	KOR	IR	Total	Avg/G
J. Arrington	-	444	124	71	158	0	797	-
J. Wilson	-	376	106	0	16	118	622	-

TACKLE LEADERS

Player	G	UA	A	Tot	TFL/Yds	Sacks/Yds	PBU
-	-	-	-	-	-	-	-

CAUSED FUMBLES

-	-
---	---

FUMBLE RECOVERIES

-	-
---	---

1960

Overall Record: 8-3 ACC: 5-1 (1st) Final National Ranking: 10th (AP); 11th (UPI)

Atlantic Coast Conference Champions • Cotton Bowl

Head Coach: Bill Murray

Assistant Coaches: Ace Parker (OB), Herschel Caldwell (DE), Carmen Falcone (DB), Marty Pierson (OE), Doug Knotts (DL), Ted Youngling (OL), Bob Cox (Freshman)

Starting Lineup: LE Tee Moorman, LT Dwight Bumgarner, LG Art Browning, C Butch Allie, RG Jean Berry, RT Dave Bosson, RE Robert Spada or Dave Unser, QB Don Altman, LHB Joel Arrington, RHB Jack Wilson, FB Jerry McGee; SPECIAL TEAMS: K Art Browning or Bill Reynolds, P Joel Arrington or Dean Wright

Captains: Art Browning & Butch Allie | Team MVP: Tee Moorman

All-ACC: Don Altman², Art Browning¹, Dwight Bumgarner¹, Mark Leggett¹, Tee Moorman¹

All-America: Dwight Bumgarner³, Tee Moorman¹ | Academic All-America: Butch Allie

Miscellaneous Awards: ACC Jacobs Blocking Trophy (Dwight Bumgarner); Cotton Bowl MVP (Dwight Bumgarner)

S 24	South Carolina	A	W	31-0	37,000	Moorman 11-121 receiving & 1 TD (23); Altman 14-19, 150 yards; Leggett 11-82 rushing & 1 TD; Total offense: Duke 526, SCAR 192
O 1	Maryland	A	W	20-7	25,000	Arrington 14-61 rushing; Wilson 9-33 & 1 TD; Duke defense 5 INTs & 1 FR; Total offense: Duke 225, MD 266
O 8	Michigan	A	L	6-31	77,183	MICH HB Raimey 13-114 rushing & 2 TDs; MICH QB Glinka 8-14, 111 yards & 1 TD; Arrington 12-64 rushing; Duke 5 TDs
O 15	N.C. State	H	W	17-13	28,000	Wright 10-39 rushing & 1 TD; NCS QB Gabriel 16-30, 182 yards & 1 TD; NCS TD on downs at Duke 16 (3:20; 4th); Duke defense 2 INTs
O 22	Clemson	H	W	21-6	33,000	Leggett 8-89 rushing & 1 TD (70); Altman 7-9, 43 yards; CLEM QB Shingler 7-21, 75 yards; Duke defense 2 INTs & 2 FRs
O 29	Georgia Tech (15/-)	H	W	6-0	40,000	Wright GW 1-yard TD rush (11:30; 4th); Altman 9-10, 71 yards; Rappold 6-6, 72 yards; Total offense: Duke 307, GT 125; 1st downs: Duke 19, GT 7
N 5	Navy (13/4)	H	W	19-10	46,000	Burch 6-54 rushing & 1 TD; Altman 7-9, 51 yards; NAVY QB Spooner 13-20, 133 yards & 1 TD; Total offense: Duke 254, NAVY 292; Halftime: NAVY, 10-0
N 12	Wake Forest (7/-)	A	W	34-7	16,500	Altman 6-8, 54 yards & 1 TD; Rappold 2 TD rushes; Garda 2 INTs; WF QB Snead 13-33, 236 yards & 1 TD + 3 INTs
N 19	North Carolina (6/-)	A	L	6-7	42,000	UNC K Elliott GW PAT after QB Farris 3-yard TD rush (2:00; 4th); Burch 12-56 rushing & 1 TD; Last two Duke drives: lost fumble & INT
D 3	UCLA (10/-)	A	L	6-27	23,357	UCLA HB Kilmer 27-147 rushing & 1 TD + 3-8, 53 yards & 1 TD; Altman 8-16, 63 yards & 3 INTs; Total offense: Duke 218, UCLA 375
J 2	+Arkansas (10/7)	N ¹	W	7-6	74,000	Browning GW PAT after Moorman 9-yard TD pass from Altman (2:45; 4th); Altman 12-15, 83 yards & 1 TD; Total offense: Duke 189, ARK 219

N¹ Dallas, Texas

+ Cotton Bowl

	1st	2nd	3rd	4th	OT	Total
Duke	-	-	-	-	-	173
Opponents	-	-	-	-	-	114
TEAM STATISTICS						
		Duke	Opponents			
SCORING		173	114			
Points Per Game		15.7	10.4			
FIRST DOWNS		170	139			
Rushing		103	83			
Passing		62	62			
Penalty		5	4			
RUSHING YARDAGE		1,966	1,587			
Yards gained rushing		2,130	1,734			
Yards lost rushing		164	137			
Rushing Attempts		530	432			
Average Per Rush		3.7	3.7			
Average Per Game		178.7	144.3			
TDs Rushing		20	-			
PASSING YARDAGE		1,042	1,277			
Comp-Att-Int		120-192-11	104-222-18			
Average Per Pass		5.4	5.8			
Average Per Catch		8.7	12.3			
Average Per Game		248.1	243.9			
TDs Passing		4	5			
TOTAL OFFENSE		3,008	2,864			
Total Plays		722	654			
Average Per Play		4.2	4.4			
Average Per Game		273.5	260.4			
KICK RETURNS: #-Yards		27-451	34-689			
PUNT RETURNS: #-Yards		28-281	22-213			
INT RETURNS: #-Yards		18-126	11-57			
KICK RETURN AVERAGE		16.7	20.3			
PUNT RETURN AVERAGE		10.0	9.7			
INT RETURN AVERAGE		7.0	5.2			
FUMBLES-LOST		27-18	19-14			
PENALTIES-Yards		31-320.5	36-390			
Average Per Game		29.1	35.5			
PUNTS-Yards		58-2,071	58-2,067			
Average Per Punt		35.7	35.6			
Net punt average		-	-			
KICKOFFS-Yards		-	-			
Average Per Kick		-	-			
Net kick average		-	-			
TIME OF POSSESSION/Game		-	-			
3RD-DOWN Conversions		-	-			
3rd-Down Pct		-	-			
4TH-DOWN Conversions		-	-			
4th-Down Pct		-	-			
SACKS BY-Yards		-	-			
TOUCHDOWNS SCORED		24	17			
FIELD GOALS-ATTEMPTS		3-7	1-2			
ON-SIDE KICKS		-	-			
RED-ZONE SCORES		-	-			
RED-ZONE TOUCHDOWNS		-	-			
PAT-ATTEMPTS		(17-24) 71%	(8-17) 47%			

RUSHING

Player	G	Att	Gain	Loss	Net	Avg	TD	Lg	Avg/G
M. Leggett	-	92	455	11	444	4.8	3	-	-
J. Wilson	-	88	367	20	347	3.9	2	-	-
D. Wright	-	88	353	11	342	3.9	5	-	-
J. Arrington	-	62	264	7	257	4.2	1	-	-
D. Burch	-	53	207	0	207	3.9	5	-	-
J. McGee	-	31	127	2	125	4.0	0	-	-
W. Rappold	-	26	79	22	57	2.2	3	-	-
G. Wilson	-	10	47	0	47	4.7	0	-	-
R. Garda	-	15	48	3	45	3.0	0	-	-
J. Tinnell	-	17	49	2	47	2.8	1	-	-
D. Bridges	-	10	34	0	34	3.4	0	-	-
R. Wyatt	-	6	19	0	19	3.2	0	-	-
G. Garner	-	6	18	17	1	0.2	0	-	-
C. Clark	-	1	0	0	-6	-6.0	0	-	-

PASSING

Player	G	Effic	C-A-I	Pct	Yds	TD	Lg	Avg/G
D. Altman	-	-	80-119-6	.672	635	3	-	-
W. Rappold	-	-	36-67-4	.537	362	0	-	-
G. Garner	-	-	2-3-0	.667	25	1	-	-
D. Wright	-	-	2-2-0	1.000	20	0	-	-
R. Wyatt	-	-	0-1-1	.000	0	0	-	-

RECEIVING

Player	G	No.	Yds	Avg	TD	Lg	Avg/G
C. Moorman	-	54	476	8.8	3	-	-
J. Wilson	-	14	93	6.6	0	-	-
P. Widener	-	13	126	9.7	0	-	-
E. Chesnutt	-	13	107	8.2	1	-	-
D. Wright	-	10	80	8.0	0	-	-
M. Leggett	-	7	79	11.3	0	-	-
J. Arrington	-	3	13	4.3	0	-	-
R. Spada	-	2	13	6.5	0	-	-
A. Gregory	-	1	33	33.0	0	33	-
R. Garda	-	1	9	9.0	0	9	-
J. McGee	-	1	7	7.0	0	7	-
G. Wilson	-	1	6	6.0	0	6	-

SCORING

Player	TD	FG	Kick	Rush	Rcv	Pass	Dxp	Saf	Pts
D. Wright	5	0-0	0-0	2-2	0	0-0	-	-	34
D. Burch	5	0-0	0-0	0-0	0	0-0	-	-	30
M. Leggett	3	0-0	0-0	1-1	0	0-0	-	-	20
C. Moorman	3	0-0	0-0	0-0	0	0-0	-	-	18
W. Rappold	3	0-0	0-0	0-0	0	0-0	-	-	18
W. Reynolds	0	3-7	8-10	0-0	0	0-0	-	-	17
J. Wilson	2	0-0	0-0	0-0	0	0-0	-	-	12
J. Arrington	1	0-0	0-0	0-0	0	0-0	-	-	6
A. Browning	0	0-0	6-9	0-0	0	0-0	-	-	6
E. Chesnutt	1	0-0	0-0	0-0	0	0-0	-	-	6
J. Tinnell	1	0-0	0-0	0-0	0	0-0	-	-	6
J. Bush	0	0-0	0-1	0-0	0	0-0	-	-	0
D. Altman	0	0-0	0-0	0-0	0	0-1	-	-	0

PUNTING

Player	No.	Yds	Avg	Lg	TB	FC	i20	50+	Blk
R. Clark	42	1,520	36.2	-	-	-	-	-	0
J. Arrington	16	551	34.9	-	-	-	-	-	0

KICKOFF RETURNS

Player	No.	Yds	Avg	TD	Lg
M. Leggett	8	149	18.6	0	-
J. Arrington	5	98	19.6	0	-
J. Wilson	4	89	22.3	0	-
J. McGee	3	32	10.6	0	-
P. Widener	2	24	12.0	0	-
R. Spada	2	19	9.5	0	-
D. Unser	1	21	21.0	0	21
D. Altman	1	14	14.0	0	14
C. Moorman	1	5	5.0	0	5

PUNT RETURNS

Player	No.	Yds	Avg	TD	Lg
D. Altman	12	109	9.1	0	-
M. Leggett	10	136	13.5	0	-
J. Arrington	4	23	5.8	0	-
W. Rappold	1	8	8.0	0	8
J. Wilson	1	5	5.0	0	5

INTERCEPTIONS

Player	No.	Yds	Avg	TD	Lg
B. Allie	3	52	17.3	0	-
R. Garda	3	22	7.3	0	-
D. Altman	3	0	0.0	0	-
J. Tinnell	2	22	11.0	0	-
J. Wilson	2	0	0.0	0	-
J. McGee	1	16	16.0	0	16
M. Leggett	1	11	11.0	0	11
E. Chesnutt	1	3	3.0	0	3
D. Unser	1	0	0.0	0	-
W. Rappold	1	0	0.0	0	-

FIELD GOALS

Player	FGM-A	Pct	1-19	20-29	30-39	40-49	50+	Lg	Blk
W. Reynolds	3-7	.428	-	-	-	-	-	-	-

TOTAL OFFENSE LEADERS

Player	G	Plays	Rush	Pass	Total	Avg/G
D. Altman	-	-	0	635	635	-
M. Leggett	-	-	444	0	444	-

ALL PURPOSE YARDAGE LEADERS

Player	G	Rush	Rec	PR	KOR	IR	Total	Avg/G
M. Leggett	-	444	79	136	149	11	819	-
J								

1961

Overall Record: 7-3 ACC: 5-1 (1st) Final National Ranking: 20th (AP)

Atlantic Coast Conference Champions

Head Coach: Bill Murray

Assistant Coaches: Ace Parker (OB), Herschel Caldwell (DE), Carmen Falcone (DB), Marty Pierson (OE), Doug Knotts (DL), Ted Youngling (OL), Bob Cox (Freshman)

Starting Lineup: LE Pete Widener, LT Art Gregory, LG Johnny Markas, C Paul Bengel, RG Jean Berry, RT Dick Havens, RE Dave Unser, QB Walt Rappold, LHB Dean Wright or Joel Arrington, RHB Mark Leggett, FB John Tinnell; SPECIAL TEAMS: K William Reynolds, P Randy Clark

Captain: Jack Wilson | Team MVP: Dean Wright

All-ACC: Jean Berry¹, Art Gregory¹, Mark Leggett², Walt Rappold²

All-America: Art Gregory² | Academic All-America: –

Miscellaneous Awards: ACC Jacobs Blocking Trophy (Art Gregory)

S 23	South Carolina	A	W	7-6	35,000	Reynolds GW PAT after Burch 3-yard TD rush (2:00; 4th); Leggett 11-45 rushing; Total offense: Duke 254, SCAR 172; T0s: Duke 5, SCAR 4
S 30	Virginia	N ¹	W	42-0	20,000	Garner 6-6, 134 yards & 2 TDs (43 & 46); Rappold 2-2, 77 yards & 1 TD; Total offense: Duke 380, UVA 161; Duke 28 points in 2nd quarter
O 7	Wake Forest	H	W	23-3	20,000	Rappold 8-15, 109 yards & 2 TDs; Garner 6-7, 38 yards & 1 TD; Futrell 5-41 receiving & 2 TDs; Halftime: Duke, 14-3
O 14	Georgia Tech	A	L	0-21	44,015	GT RB Graning 10-46 rushing & 1 TD; Garner 4-9, 13 yards; Total offense: Duke 67, GT 292; Turnovers: Duke 4, GT 1
O 21	Clemson	H	L	7-17	30,000	CLEM RB Lam 11-69 rushing; CLEM QB Parker 14-51 rushing & 1 TD + 7-16, 120 yards; Rappold 7-10, 112 yards & 1 TD (60)
O 28	N.C. State	A	W	17-6	21,800	Wilkinson 6-160 PR & 1 TD (82); Wright 8-19 rushing & 1 TD; Garner 7-9, 59 yards; Total offense: Duke 334, NCS 141
N 4	Michigan	A	L	14-28	56,488	MICH RB Rainey 15-116 rushing; MICH QB Glinka 4-8, 76 yards & 2 TDs; Burch 14-53 rushing & 2 TDs; Leggett 8-46 rushing; Halftime: MICH, 21-0
N 11	Navy	N ²	W	30-9	32,000	Rappold 6-10, 157 yards & 1 TD (77) + 5-67 rushing & 1 TD (55); Wilson 54-yard INT return for TD; Duke defense 4 INTs
N 18	North Carolina	H	W	6-3	41,000	Reynolds GW 39-yard FG (0:02; 4th); Wright INT & 36-yard return + UNC 15-yard penalty set up GW FG; Reynolds 25-yard FG (5:30; 4th)
D 2	Notre Dame	H	W	37-13	35,000	Rappold 12-19, 173 yards & 2 TDs; Wright 10-54 rushing; 1st downs: Duke 28, ND 15; Total offense: Duke 440, ND 306; Duke defense 3 INTs

N¹ Richmond, Va.

N² Norfolk, Va.

	1st	2nd	3rd	4th	OT	Total
Duke	-	-	-	-	-	183
Opponents	-	-	-	-	-	106
TEAM STATISTICS						
	Duke					Opponents
SCORING	183					106
Points Per Game	18.3					10.6
FIRST DOWNS	164					123
Rushing	94					69
Passing	62					46
Penalty	8					8
RUSHING YARDAGE	1,574					1,320
Yards gained rushing	1,767					1,499
Yards lost rushing	193					179
Rushing Attempts	445					403
Average Per Rush	3.5					3.3
Average Per Game	157.4					132.0
TDs Rushing	9					-
PASSING YARDAGE	1,409					921
Comp-Att-Int	111-187-9					77-174-16
Average Per Pass	7.5					5.3
Average Per Catch	12.7					11.9
Average Per Game	140.9					92.1
TDs Passing	12					4
TOTAL OFFENSE	2,983					2,241
Total Plays	632					577
Average Per Play	4.7					3.9
Average Per Game	298.3					224.1
KICK RETURNS: #-Yards	25-489					34-767
PUNT RETURNS: #-Yards	35-428					15-146
INT RETURNS: #-Yards	16-219					9-127
KICK RETURN AVERAGE	19.6					22.6
PUNT RETURN AVERAGE	12.2					9.8
INT RETURN AVERAGE	13.7					14.1
FUMBLES-LOST	24-14					15-6
PENALTIES-Yards	38-325					42-370
Average Per Game	32.5					37.0
PUNTS-Yards	49-1,749					64-2,294
Average Per Punt	35.7					35.8
Net punt average	-					-
KICKOFFS-Yards	-					-
Average Per Kick	-					-
Net kick average	-					-
TIME OF POSSESSION/Game	-					-
3RD-DOWN Conversions	-					-
3rd-Down Pct	-					-
4TH-DOWN Conversions	-					-
4th-Down Pct	-					-
SACKS BY-Yards	-					-
TOUCHDOWNS SCORED	24					13
FIELD GOALS-ATTEMPTS	5-7					7-9
ON-SIDE KICKS	-					-
RED-ZONE SCORES	-					-
RED-ZONE TOUCHDOWNS	-					-
PAT-ATTEMPTS	(19-24) 79%					(9-13) 69%

RUSHING

Player	G	Att	Gain	Loss	Net	Avg	TD	Lg	Avg/G
M. Leggett	-	86	335	17	318	3.7	1	-	-
D. Wright	-	68	258	7	251	3.7	1	-	-
D. Burch	-	49	222	2	220	4.5	3	-	-
W. Rappold	-	45	271	99	172	3.8	2	-	-
J. Arrington	-	51	182	10	172	3.4	1	-	-
J. Wilson	-	34	107	9	98	2.9	0	-	-
R. Bostock	-	27	89	1	88	3.3	0	-	-
J. Tinnell	-	15	62	0	62	4.1	0	-	-
B. Futrell	-	11	49	0	49	4.5	0	-	-
G. Garner	-	29	97	56	41	1.4	1	-	-
R. Wyatt	-	8	35	0	35	4.4	0	-	-
W. Reynolds	-	4	21	0	21	5.3	0	-	-
R. Hawn	-	9	16	0	16	1.8	0	-	-
G. Wilson	-	5	10	0	10	2.0	0	-	-
D. Bridges	-	3	7	0	7	2.3	0	-	-

PASSING

Player	G	Effic	C-A-I	Pct	Yds	TD	Lg	Avg/G
W. Rappold	-	-	54-96-5	.563	657	7	-	-
G. Garner	-	-	56-86-4	.652	549	5	-	-
J. Stoltz	-	-	1-4-0	.250	3	0	3	-
D. Wright	-	-	0-1-0	.000	0	0	-	-

RECEIVING

Player	G	No.	Yds	Avg	TD	Lg	Avg/G
S. Crisson	-	20	241	12.1	2	-	-
P. Widener	-	17	182	10.7	1	-	-
D. Wright	-	15	131	8.7	0	-	-
J. Wilkinson	-	12	210	17.5	2	-	-
M. Leggett	-	12	187	15.6	2	-	-
J. Wilson	-	9	168	18.7	1	-	-
J. Arrington	-	7	35	5.0	0	-	-
B. Futrell	-	6	87	14.5	3	-	-
C. Potts	-	6	67	11.2	1	-	-
W. Reynolds	-	2	51	25.5	0	-	-
D. Unser	-	2	20	10.0	0	-	-
R. Hawn	-	2	20	10.0	0	-	-
D. Gelbert	-	1	4	4.0	0	4	-

SCORING

Player	TD	FG	Kick	Rush	Rcv	Pass	Dxp	Saf	Pts
W. Reynolds	0	5-7	16-19	0-0	0	0-0	-	0	31
J. Wilkinson	4	0-0	0-0	0-0	0	0-0	-	0	24
M. Leggett	3	0-0	0-0	1-1	1	0-0	-	0	22
D. Burch	3	0-0	0-0	0-0	0	0-0	-	0	18
B. Futrell	3	0-0	0-0	0-0	0	0-0	-	0	18
S. Crisson	2	0-0	0-0	0-0	0	0-0	-	0	12
W. Rappold	2	0-0	0-0	0-1	0	0-0	-	0	12
J. Wilson	2	0-0	0-0	0-1	0	0-0	-	0	12
J. Arrington	1	0-0	0-0	0-0	0	0-0	-	0	6
G. Garner	1	0-0	0-0	0-0	0	0-0	-	0	6
C. Potts	1	0-0	0-0	0-0	0	0-0	-	0	6
P. Widener	1	0-0	0-0	0-0	0	0-0	-	0	6
D. Wright	1	0-0	0-0	0-0	0	0-0	-	0	6
J. Stoltz	0	0-0	0-0	0-0	0	1-1	-	0	2
TEAM	0	0-0	0-0	0-0	0	0-0	-	1	2

PUNTING

Player	No.	Yds	Avg	Lg	TB	FC	i20	50+	Blk
R. Clark	47	1727	36.8	-	-	-	-	-	0
R. Hawn	1	22	22.0	22	-	-	-	-	0
TEAM	1	0	0.0	-	-	-	-	-	1

KICKOFF RETURNS

Player	No.	Yds	Avg	TD	Lg
M. Leggett	11	231	21.0	0	-
J. Wilkinson	4	72	18.0	0	-
D. Wright	3	61	20.3	0	-
J. Arrington	2	40	20.0	0	-
J. Tinnell	1	22	22.0	0	22
J. Wilson	1	20	20.0	0	20
W. Rappold	1	15	15.0	0	15
P. Widener	1	14	14.0	0	14
D. Unser	1	14	14.0	0	14

PUNT RETURNS

Player	No.	Yds	Avg	TD	Lg
J. Wilkinson	22	328	14.9	2	-
M. Leggett	7	66	9.4	0	-
G. Garner	5	28	5.6	0	-
W. Rappold	1	6	6.0	0	6

INTERCEPTIONS

Player	No.	Yds	Avg	TD	Lg
J. Wilson	4	105	26.3	1	-
D. Wright	3	47	15.7	0	-
G. Garner	3	46	15.3	0	-
R. Wyatt	2	3	1.5	0	-
P. Bengel	1	13	13.0	0	13
K. Williams	1	9	9.0	0	9
P. Widener	1	0	0.0	0	-
W. Rappold	1	0	0.0	0	-

FIELD GOALS

Player	FGM-A	Pct	1-19	20-29	30-39	40-49	50+	Lg	Blk
W. Reynolds	5-7	.714	-	-	-	-	-	-	-

TOTAL OFFENSE LEADERS

Player	G	Plays	Rush	Pass	Total	Avg/G
W. Rappold	-	-	172	657	829	-
G. Garner	-	-	41	549	590	-

ALL PURPOSE YARDAGE LEADERS

Player	G	Rush	Rec	PR	KOR	IR	Total	Avg/G
M. Leggett	-	318	187	66	231	0	802	-
J. Wilkinson	-	0	210	328	72	0	610	-
D. Wright	-	251	131	0	61	47	490	-

TACKLE LEADERS

Player	G	UA	A	Tot	TFL/Yds	Sacks/Yds	PBU
-	-	-	-	-	-	-	-

CAUSED FUMBLES

-	-
---	---

FUMBLE RECOVERIES

-	-
---	---

1962

Overall Record: 8-2 ACC: 6-0 (1st) Final National Ranking: 14th (UPI)

Atlantic Coast Conference Champions

Head Coach: Bill Murray

Assistant Coaches: Ace Parker (OB), Herschel Caldwell (DE), Carmen Falcone (DB), Marty Pierson (OE), Doug Knotts (DL), Ted Youngling (OL), Bob Cox (Freshman)

Starting Lineup: LE Pete Widener, LT Art Gregory, LG Johnny Markas, C Paul Bengel, RG Jean Berry, RT Dick Havens, RE Charles Potts, QB Walt Rappold, LHB Billy Futrell, RHB Mark Leggett, FB Bobby Weidman

Captain: Johnny Markas | Team MVP: Jean Berry

All-ACC: Paul Bengel², Jean Berry¹, Mike Curtis¹, Art Gregory¹, Mark Leggett², Pete Widener²

All-America: Jean Berry¹, Mike Curtis^{1M}, Billy Futrell^{1M}, Art Gregory², Johnny Markas^{1M} | Academic All-America: -

Miscellaneous Awards: ACC Coach of the Year (Bill Murray), ACC Jacobs Blocking Trophy (Art Gregory)

S 22	Southern California (8/-)	A	L	7-14	26,400	SOCAL QB Beathard 9-13, 90 yards & 1 TD; Garner 8-13, 107 yards & 1 TD; SOCAL defense 5 INTs; Total offense: Duke 238, SOCAL 307
S 29	South Carolina	H	W	21-8	24,500	Curtis 18-72 rushing & 1 TD; Futrell 1 TD rush; SCAR QB Reeves 14-25, 131 yards + 13-50 rushing; Total offense: Duke 359, SCAR 283
O 6	Florida	N ¹	W	28-21	30,000	Curtis GW 1-yard TD rush (11:19; 4th); Garner 12-16, 114 yards & 1 TD; FLA RB Dupree 11-104 rushing & 1 TD; Total offense: Duke 399, FLA 353
O 13	California	H	W	21-7	31,000	Curtis 6-28 rushing & 2 TDs; Leggett 11-66 rushing & 1 TD; CAL QB Balliett 15-26, 203 yards & 1 TD; Total offense: Duke 283, CAL 215
O 20	Clemson	A	W	16-0	38,000	Rappold 4-5, 53 yards + 3-3 rushing & 1 TD; Curtis 12-25 rushing & 1 TD; Leggett 15-73 rushing + 2-32 receiving; Duke defense 5 TDs
O 27	N.C. State	H	W	21-14	23,000	Crisson GW 15-yard TD pass from Rappold (1:20; 4th); Curtis 11-63 rushing & 1 TD; Wilkinson 9-65 rushing; Total offense: Duke 327, NCS 166
N 3	Georgia Tech	H	L	9-20	44,000	GT QB Lohridge 17-53 rushing & 1 TD, 12-16, 125 yards; 1-27 punting, 2 FGs (26 & 25) + 2 PAT kick; Rappold 8-17, 138 yards
N 10	Maryland	H	W	10-7	26,000	Curtis 6-25 rushing & 1 TD; Wilkinson 10-46 rushing + 1-17 receiving; Total offense: Duke 232, MD 239; Duke defense 2 INTs & 2 FRs
N 17	Wake Forest	A	W	50-0	12,000	Futrell 9-123 rushing & 3 TDs (10, 6 & 23); Reynolds 16-yard INT return for TD; Baird 52-yard INT return for TD; Halftime: Duke, 24-0
N 24	North Carolina	A	W	16-14	40,000	Reynolds GW 20-yard FG (0:46; 4th); Crisson INT of QB Edge ends UNC final drive (0:25; 4th); Futrell 16-88 rushing

N¹ Jacksonville, Fla.

	1st	2nd	3rd	4th	OT	Total
Duke	-	-	-	-	-	199
Opponents	-	-	-	-	-	105
TEAM STATISTICS						
				Duke		Opponents
SCORING						
Points Per Game				199		105
FIRST DOWNS				160		145
Rushing				115		66
Passing				57		74
Penalty				8		5
RUSHING YARDAGE						
				1,808		1,240
Yards gained rushing				1,989		1,468
Yards lost rushing				181		228
Rushing Attempts				461		435
Average Per Rush				3.9		2.9
Average Per Game				180.8		124.0
TDs Rushing				20		-
PASSING YARDAGE						
				1,221		1,407
Comp-Att-Int				110-201-14		115-209-15
Average Per Pass				6.1		6.7
Average Per Catch				11.3		12.2
Average Per Game				122.1		140.7
TDs Passing				4		7
TOTAL OFFENSE						
				3,029		2,647
Total Plays				662		644
Average Per Play				4.6		4.1
Average Per Game				302.9		264.7
KICK RETURNS: #-Yards				25-520		36-810
PUNT RETURNS: #-Yards				33-284		6-26
INT RETURNS: #-Yards				15-252		14-134
KICK RETURN AVERAGE				20.8		22.5
PUNT RETURN AVERAGE				8.6		4.3
INT RETURN AVERAGE				16.8		9.6
FUMBLES-LOST				21-11		17-10
PENALTIES-Yards				41-307		45-425
Average Per Game				30.7		42.5
PUNTS-Yards				43-1,528		56-2,063
Average Per Punt				35.5		35.9
Net punt average				-		-
KICKOFFS-Yards						
				-		-
Average Per Kick				-		-
Net kick average				-		-
TIME OF POSSESSION/Game						
				-		-
3RD-DOWN Conversions						
				-		-
3rd-Down Pct				-		-
4TH-DOWN Conversions						
				-		-
4th-Down Pct				-		-
SACKS BY-Yards						
				-		-
TOUCHDOWNS SCORED						
				26		14
FIELD GOALS-ATTEMPTS						
				7-11		2-6
ON-SIDE KICKS						
				-		-
RED-ZONE SCORES						
				-		-
RED-ZONE TOUCHDOWNS						
				-		-
PAT-ATTEMPTS						
				(20-26) 77%		(14-14) 100%

RUSHING

Player	G	Att	Gain	Loss	Net	Avg	TD	Lg	Avg/G
M. Leggett	-	114	487	9	478	4.2	4	-	-
B. Futrell	-	60	398	11	387	6.5	6	-	-
M. Curtis	-	100	377	9	368	3.7	8	-	-
J. Wilkinson	-	54	284	5	279	5.2	0	-	-
W. Baird	-	14	84	2	82	5.9	0	-	-
W. Rappold	-	36	103	39	64	1.8	1	-	-
B. Weidman	-	15	45	4	41	2.8	0	-	-
R. Harris	-	5	34	0	34	6.8	0	-	-
B. Ramsey	-	8	26	0	26	3.3	0	-	-
W. Reynolds	-	8	24	0	24	3.0	0	-	-
R. Hawn	-	7	20	0	20	2.9	0	-	-
D. Bridges	-	3	9	0	9	3.0	0	-	-
J. Stoltz	-	1	4	0	4	4.0	0	4	-
D. Uible	-	3	5	3	2	0.7	0	-	-
G. Garner	-	32	89	89	0	0.0	1	-	-

PASSING

Player	G	Effic	C-A-I	Pct	Yds	TD	Lg	Avg/G
W. Rappold	-	-	57-113-11	.504	696	2	-	-
G. Garner	-	-	42-65-2	.645	413	2	-	-
J. Wilkinson	-	-	6-7-0	.857	69	0	-	-
M. Leggett	-	-	2-6-0	.333	28	0	-	-
B. Futrell	-	-	2-3-0	.667	11	0	-	-
J. Stoltz	-	-	1-2-0	.500	4	0	-	-
R. Hawn	-	-	0-1-0	.000	0	0	-	-
W. Reynolds	-	-	0-1-0	.000	0	0	-	-
D. Uible	-	-	0-2-1	.000	0	0	-	-

RECEIVING

Player	G	No.	Yds	Avg	TD	Lg	Avg/G
S. Crisson	-	30	307	10.2	1	-	-
P. Widener	-	19	244	12.8	2	-	-
M. Leggett	-	18	199	11.1	0	-	-
B. Futrell	-	7	102	14.6	0	-	-
M. Curtis	-	7	57	8.1	0	-	-
R. Hawn	-	6	96	16.0	0	-	-
J. Wilkinson	-	6	65	10.8	1	-	-
E. Chesnutt	-	5	33	6.6	0	-	-
C. Potts	-	4	62	15.5	0	-	-
M. Burdette	-	2	25	12.5	0	-	-
W. Reynolds	-	2	20	10.0	0	-	-
J. Scott	-	2	12	6.0	0	-	-
R. Beasley	-	1	10	10.0	0	10	-
B. Weidman	-	1	1	1.0	0	1	-
B. Ramsey	-	1	-2	-2.0	0	-	-

SCORING

Player	TD	FG	Kick	Rush	Rcv	Pass	Dxp	Saf	Pts
M. Curtis	8	0-0	0-0	0-0	1	0-0	-	-	50
W. Reynolds	1	7-11	18-23	0-0	0	0-0	-	-	45
B. Futrell	6	0-0	0-0	0-0	0	0-0	-	-	36
M. Leggett	4	0-0	0-0	0-0	0	0-0	-	-	24
P. Widener	2	0-0	0-0	0-0	0	0-0	-	-	12
S. Crisson	1	0-0	0-0	0-0	1	0-0	-	-	8
W. Baird	1	0-0	0-0	0-0	0	0-0	-	-	6
J. Wilkinson	1	0-0	0-0	0-0	0	0-0	-	-	6
G. Garner	1	0-0	0-0	0-0	0	0-0	-	-	6
W. Rappold	1	0-0	0-0	0-0	0	2-3	-	-	6

PUNTING

Player	No.	Yds	Avg	Lg	TB	FC	I20	50+	Blk
R. Hawn	42	1,498	35.6	-	-	-	-	-	0
J. Scott	1	30	30.0	30	-	-	-	-	0

KICKOFF RETURNS

Player	No.	Yds	Avg	TD	Lg
J. Wilkinson	10	219	21.9	0	-
M. Curtis	6	133	22.2	0	-
M. Leggett	6	110	18.4	0	-
B. Futrell	3	58	19.3	0	-

PUNT RETURNS

Player	No.	Yds	Avg	TD	Lg
J. Wilkinson	28	259	9.3	0	-
M. Leggett	2	2	1.0	0	-
D. Havens	1	9	9.0	0	9
W. Reynolds	1	8	8.0	0	8
W. Baird	1	6	6.0	0	6

INTERCEPTIONS

Player	No.	Yds	Avg	TD	Lg
P. Bengel	3	73	24.3	0	-
M. Curtis	3	41	13.7	0	-
W. Baird	2	56	28.0	1	-
J. Wilkinson	2	18	9.0	0	-
R. Hawn	1	18	18.0	0	18
W. Rappold	1	18	18.0	0	18
W. Reynolds	1	16	16.0	1	16
M. Leggett	1	2	2.0	0	2
S. Crisson	1	0	0.0	0	-

FIELD GOALS

Player	FGM-A	Pct	1-19	20-29	30-39	40-49	50+	Lg	Blk
W. Reynolds	7-11	.636	-	-	-	-	-	-	-

TOTAL OFFENSE LEADERS

Player	G	Plays	Rush	Pass	Total	Avg/G
W. Rappold	-	-	64	696	760	-
M. Leggett	-	-	478	28	506	-

ALL PURPOSE YARDAGE LEADERS

Player	G	Rush	Rec	PR	KOR	IR	Total	Avg/G
J. Wilkinson	-	279	65</					

1963

Overall Record: 5-4-1 ACC: 5-2 (3rd)

Head Coach: Bill Murray

Assistant Coaches: Ace Parker (OB), Herschel Caldwell (DE), Carmen Falcone (DB), Marty Pierson (OE), Doug Knotts (DL), Ted Youngling (OL), Bob Cox (Freshman)

Starting Lineup: LE Stan Crisson, LT Daniel Lonon, LG Fred Cromartie, C Robert Davis, RG Robert Johnson, RT Chuck Walker, RE Marvin Burdette, QB Scotty Glacken, LHB Billy Futrell, RHB Jay Wilkinson, FB Richard Kraft; **SPECIAL TEAMS:** K Mike Curtis, P Rodney Stewart

Captain: Chuck Walker | Team MVP: Jay Wilkinson

All-ACC: Stan Crisson¹, Scotty Glacken², Chuck Walker¹, Jay Wilkinson¹

All-America: Stan CrissonTM, Scotty GlackenTM, Jay Wilkinson¹ | Academic All-America: –

Miscellaneous Awards: ACC Player of the Year (Jay Wilkinson), ACC Jacobs Blocking Trophy (Chuck Walker)

S 21	South Carolina	H	W	22-14	25,000	Curtis 12-36 rushing & 2 TDs + 30-yard FG; SCAR QB Reeves 182 total yards; T0s: Duke 0, SCAR 5; Total offense: Duke 273, SCAR 269
S 28	Virginia	A	W	30-8	17,000	Wilkinson 8-90 rushing & 1 TD (64); Glacken 5-10, 79 yards & 1 TD + 4-(-8) rushing & 1 TD; Total offense: Duke 352, UVA 209
O 5	Maryland	N ¹	W	30-12	20,000	Crisson GW 60-yard TD pass from Glacken (9:03; 4th); Gutekunst 76-yard PR for TD; Wilkinson 12-63 rushing & 1 TD
O 12	California	A	T	22-22	36,000	Curtis 38-yard FGA wide & short (0:00; 4th); Wilkinson 15-76 rushing + 4-93 receiving & 2 TDs (13 & 47); Glacken 17-32, 196 yards & 1 TD
O 19	Clemson	H	W	35-30	28,000	Glacken 8-12, 134 yards & 4 TDs; Wilkinson 14-115 rushing & 1 TD (67); Crisson 6-95 receiving & 3 TDs; Total offense: Duke 332, CLEM 432
O 26	N.C. State	A	L	7-21	21,500	NCS QB Rossi 2-13, 63 yards & 1 TD + 13-91 rushing; Glacken 13-34, 121 yards & 1 TD (37); Total offense: Duke 215, NCS 307
N 2	Georgia Tech	A	L	6-30	52,266	GT QB Lothridge 9-17, 159 yards & 2 TDs, 7-52 rushing + 3 FGs (31, 38 & 33); Total offense: Duke 301, GT 381; Halftime: GT, 13-6
N 9	Wake Forest	H	W	39-7	18,000	Wilkinson 17-74 rushing & 1 TD, 1-9 receiving & 1 TD + 3-92 PR & 1 TD; Duke defense 6 INTs; Total offense: Duke 348, WF 238
N 16	Navy (-/2)	H	L	25-38	41,000	NAVY QB Staubach 7-14, 122 yards + 12-72 rushing & 1 TD; NAVY HB Sai 13-141 rushing & 2 TDs (1 & 93); Wilkinson 13-70 rushing & 1 TD
N 28	North Carolina	H	L	14-16	47,500	UNC QB Edge 14-32, 230 yards; UNC RB Willard 186 all-purpose yards; Glacken 265 total yards (217 pass); Wilkinson 12-63 rushing & 1 TD

N¹ Richmond, Va.

	1st	2nd	3rd	4th	OT	Total
Duke	-	-	-	-	-	230
Opponents	-	-	-	-	-	198
TEAM STATISTICS						
			Duke			Opponents
SCORING			230			198
Points Per Game			23.0			19.8
FIRST DOWNS			174			151
Rushing			94			82
Passing			67			66
Penalty			13			3
RUSHING YARDAGE			1,749			1,570
Yards gained rushing			1,924			1,828
Yards lost rushing			175			258
Rushing Attempts			454			403
Average Per Rush			3.9			3.9
Average Per Game			174.9			157.0
TDs Rushing			17			-
PASSING YARDAGE			1,416			1,646
Comp-Att-Int			120-238-11			97-233-17
Average Per Pass			5.9			7.1
Average Per Catch			11.8			16.9
Average Per Game			141.6			164.6
TDs Passing			13			9
TOTAL OFFENSE			3,165			3,216
Total Plays			692			636
Average Per Play			4.6			5.1
Average Per Game			316.5			321.6
KICK RETURNS: #-Yards			41-797			42-945
PUNT RETURNS: #-Yards			23-308			14-225
INT RETURNS: #-Yards			17-210			11-170
KICK RETURN AVERAGE			19.4			22.4
PUNT RETURN AVERAGE			13.3			16.0
INT RETURN AVERAGE			12.4			15.5
FUMBLES-LOST			21-13			24-15
PENALTIES-Yards			40-376			55-554
Average Per Game			37.6			55.4
PUNTS-Yards			53-1,771			50-1,649
Average Per Punt			33.4			32.9
Net punt average			-			-
KICKOFFS-Yards			-			-
Average Per Kick			-			-
Net kick average			-			-
TIME OF POSSESSION/Game			-			-
3RD-DOWN Conversions			-			-
3rd-Down Pct			-			-
4TH-DOWN Conversions			-			-
4th-Down Pct			-			-
SACKS BY-Yards			-			-
TOUCHDOWNS SCORED			33			26
FIELD GOALS-ATTEMPTS			2-8			6-9
ON-SIDE KICKS			-			-
RED-ZONE SCORES			-			-
RED-ZONE TOUCHDOWNS			-			-
PAT-ATTEMPTS			(20-33) 60%			(21-26) 81%

RUSHING

Player	G	Att	Gain	Loss	Net	Avg	TD	Lg	Avg/G
J. Wilkinson	-	117	649	18	631	5.4	6	-	-
B. Futrell	-	54	222	2	220	4.1	1	-	-
B. Bracy	-	26	174	0	174	6.7	1	-	-
M. Curtis	-	57	170	1	169	3.0	3	-	-
R. Kraft	-	36	151	9	142	3.9	1	-	-
W. Baird	-	26	111	1	110	4.2	0	-	-
S. Glacken	-	63	210	125	85	1.3	3	-	-
A. Bell	-	22	81	0	81	3.7	0	-	-
J. Gutekunst	-	19	66	0	66	3.5	0	-	-
A. Lucas	-	7	24	0	24	3.4	1	-	-
J. Carlo	-	9	23	0	23	2.6	0	-	-
R. Dean	-	3	17	0	17	5.7	0	-	-
D. Uible	-	11	20	16	4	0.4	0	-	-
J. Luciano	-	1	4	0	4	4.0	1	4	-
J. Stoltz	-	3	2	3	-1	-0.3	0	-	-

PASSING

Player	G	Effic	C-A-I	Pct	Yds	TD	Lg	Avg/G
S. Glacken	-	-	101-202-8	.502	1,265	12	-	-
D. Uible	-	-	13-22-1	.591	134	0	-	-
B. Futrell	-	-	2-2-0	1.000	62	1	-	-
J. Wilkinson	-	-	1-4-1	.250	19	0	19	-
J. Stoltz	-	-	3-9-1	.333	36	0	-	-
A. Lucas	-	-	0-1-0	.000	0	0	-	-

RECEIVING

Player	G	No.	Yds	Avg	TD	Lg	Avg/G
S. Crisson	-	48	559	11.6	7	-	-
C. Drulis	-	17	232	13.7	0	-	-
J. Wilkinson	-	14	256	18.3	5	-	-
J. Scott	-	12	112	9.3	0	-	-
B. Futrell	-	7	150	21.4	1	-	-
M. Burdette	-	7	100	14.3	0	-	-
A. Lucas	-	2	18	9.0	0	-	-
W. Baird	-	2	14	7.0	0	-	-
J. Gutekunst	-	2	11	5.5	0	-	-
M. Curtis	-	2	-9	-4.5	0	-	-
R. Dean	-	1	33	33.0	0	33	-
S. Holloway	-	1	12	12.0	0	12	-
R. Beasley	-	1	6	6.0	0	6	-
B. Bracy	-	1	6	6.0	0	6	-
A. Matuza	-	1	6	6.0	0	6	-
A. Bell	-	1	5	5.0	0	5	-
J. Huneycutt	-	1	5	5.0	0	5	-

SCORING

Player	TD	FG	Kick	Rush	Rcv	Pass	Dxp	Saf	Pts
J. Wilkinson	12	0-0	0-0	0-0	0	0-0	-	0	72
S. Crisson	8	0-0	0-0	0-0	0	0-0	-	0	48
M. Curtis	3	2-6	11-16	1-1	0	1-3	-	0	35
S. Glacken	3	0-0	0-0	0-0	0	0-0	-	0	20
B. Futrell	2	0-0	0-0	0-0	0	0-0	-	0	12
B. Bracy	1	0-0	0-0	0-0	0	0-0	-	0	6
J. Gutekunst	1	0-0	0-0	0-0	0	0-0	-	0	6
R. Kraft	1	0-0	0-0	0-0	0	0-0	-	0	6
A. Lucas	1	0-0	0-0	0-0	0	0-0	-	0	6
J. Luciano	1	0-0	0-0	0-0	0	0-0	-	0	6
A. Bell	0	0-1	4-7	0-0	0	0-0	-	0	4
TEAM	0	0-0	0-0	0-0	0	0-0	-	2	4
S. Holloway	0	0-0	3-6	0-0	0	0-0	-	0	3
R. Beasley	0	0-0	0-0	0-0	1	0-0	-	0	2

PUNTING

Player	No.	Yds	Avg	Lg	TB	FC	I20	50+	Blk
R. Stewart	53	1,771	33.4	-	-	-	-	-	0

KICKOFF RETURNS

Player	No.	Yds	Avg	TD	Lg
J. Wilkinson	9	260	28.8	0	-
B. Futrell	5	130	26.0	0	-
J. Scott	5	101	20.2	0	-
M. Burdette	5	48	9.6	0	-
J. Gutekunst	4	87	21.7	0	-
R. Kraft	4	41	10.3	0	-
B. Bracy	3	68	22.6	0	-
A. Bell	2	12	6.0	0	-
M. Curtis	1	20	20.0	0	20
W. Baird	1	15	15.0	0	15
C. Drulis	1	10	10.0	0	10
S. Crisson	1	5	5.0	0	5

PUNT RETURNS

Player	No.	Yds	Avg	TD	Lg
J. Wilkinson	15	174	11.6	1	-
J. Gutekunst	7	130	18.6	1	-
W. Thomas	1	4	4.0	0	4

INTERCEPTIONS

Player	No.	Yds	Avg	TD	Lg
S. Crisson	3	44	14.7	1	-
R. Davis	2	21	10.5	0	-
R. Jamieson	2	15	7.5	0	-
W. Baird	1	40	40.0	0	40
M. Caldwell	1	34	34.0	0	34
J. Huneycutt	1	23	23.0	0	23
M. Burdette	1	13	13.0	0	13
A. Lucas	1	12	12.0	0	12
R. Beasley	1	5	5.0	0	5
J. McNabb	1	2	2.0	0	2
W. Grant	1	1	1.0	0	1
D. Lynch	1	0	0.0	0	-
J. Fuqua	1	0	0.0	0	-

FIELD GOALS

Player	FGM-A	Pct	1-9	20-29	30-39	40-49	50+	Lg	Blk
M. Curtis	2-6	.333	-	-	-	-	-	-	-

1964

Overall Record: 4-5-1 ACC: 3-2-1 (2nd)

Head Coach: Bill Murray

Assistant Coaches: Ace Parker (OB), Herschel Caldwell (DE), Carmen Falcone (DB), Marty Pierson (OE), Doug Knotts (DL), Harold McElhane (LB), Mike McGee (OL), Bob Cox (Freshman)

Starting Lineup: LE Chuck Drulis, LT Dan Lonon, LG Fred Cromartie, C Robert Davis, RG J.V. McCarthy, RT William Jones, RE Marvin Burdette, QB Scotty Glacken, LHB Bob Matheson or Biff Bracy, RHB Sonny Odom, FB Mike Curtis; SPECIAL TEAMS: K Mike Curtis, P Rodney Stewart

Captain: Dan Lonon | Team MVP: Mike Curtis

All-ACC: Fred Cromartie¹, Mike Curtis¹, Chuck Drulis², Scotty Glacken², Dan Lonon¹, J.V. McCarthy²

All-America: Mike Curtis³, Dan LononTM, J.V. McCarthyTM | Academic All-America: –

Miscellaneous Awards: –

S 19	South Carolina	A	T	9-9	35,000	SCAR K McCathern 30-yard FG (1:30; 4th); Curtis 15-55 rushing & 1 TD; Glacken 10-18, 95 yards; Total offense: Duke 224, SCAR 169
S 26	Virginia	H	W	30-0	20,000	Curtis 13-48 rushing & 1 TD; Simpson 2-yard INT return for TD; Scott 3-87 receiving & 1 TD (65); Total offense: Duke 311, UVA 201
O 10	Maryland	H	W	24-17	27,000	Odom 20-72 rushing & 1 TD; Curtis 16-59 rushing & 1 TD; MD QB Petry 11-16, 140 yards & 2 TDs; Total offense: Duke 317, MD 318
O 17	N.C. State	H	W	35-3	34,000	Odom 20-113 rushing & 2 TDs; Gutekunst 83-yard INT return for TD; Total offense: Duke 342, NCS 148; Duke defense 3 INTs & 2 FRs
O 24	Army West Point	A	W	6-0	31,843	Caldwell 2 FGs (26 & 24); Curtis 14-53 rushing + 3-33 receiving; ARMY QB Stichwem 201 total yards; Total offense: Duke 224, ARMY 277
O 31	Georgia Tech (-8)	H	L	8-21	45,000	GT RB Haddock 10-34 rushing & 2 TDs; Glacken 24-38, 263 yards; Odom 6-100 receiving; TDs: Duke 4, GT 0; Total offense: Duke 371, GT 270
N 7	Wake Forest	A	L	7-20	17,000	WF RB Piccolo 36-115 rushing & 2 TDs + 3-46 receiving & 1 TD; Curtis 11-82 rushing; Total offense: Duke 203, WF 343
N 14	Navy	A	L	14-27	28,014	NAVY QB Staubach 21-30, 217 yards + 17-91 rushing & 1 TD; Glacken 7-17, 90 yards & 1 TD; Curtis 7-36 rushing
N 21	North Carolina	A	L	15-21	45,000	UNC LB Hanburger 17 tackles; Duke final drive ends at UNC 49 (0:00; 4th); Glacken 2 TD passes; Total offense: Duke 296, UNC 377
N 28	Tulane	A	L	0-17	12,000	TUL HB Crowder 9-25 rushing & 1 TD + 75-yard PR for TD; TUL K Bright 53-yard FG; Hughes 14 tackles; Total offense: Duke 172, TUL 232

	1st	2nd	3rd	4th	OT	Total
Duke	-	-	-	-	-	148
Opponents	-	-	-	-	-	135

TEAM STATISTICS	Duke	Opponents
SCORING	148	135
Points Per Game	14.8	13.5
FIRST DOWNS	149	158
Rushing	86	86
Passing	56	65
Penalty	7	7
RUSHING YARDAGE	1,439	1,569
Yards gained rushing	1,618	1,763
Yards lost rushing	179	194
Rushing Attempts	419	447
Average Per Rush	3.6	3.5
Average Per Game	143.9	156.9
TDs Rushing	10	-
PASSING YARDAGE	1,227	1,161
Comp-Att-Int	110-204-9	105-205-15
Average Per Pass	6.0	5.7
Average Per Catch	11.1	11.1
Average Per Game	122.7	161.1
TDs Passing	7	4
TOTAL OFFENSE	2,666	2,730
Total Plays	623	652
Average Per Play	4.3	4.2
Average Per Game	266.6	273.0
KICK RETURNS: #-Yards	33-634	34-653
PUNT RETURNS: #-Yards	21-99	18-227
INT RETURNS: #-Yards	15-266	9-103
KICK RETURN AVERAGE	19.2	19.2
PUNT RETURN AVERAGE	4.7	12.6
INT RETURN AVERAGE	17.7	11.4
FUMBLES-LOST	19-11	20-7
PENALTIES-Yards	40-417	53-482
Average Per Game	41.7	48.2
PUNTS-Yards	47-1,728	44-1,576
Average Per Punt	36.8	35.8
Net punt average	-	-
KICKOFFS-Yards	-	-
Average Per Kick	-	-
Net kick average	-	-
TIME OF POSSESSION/Game	-	-
3RD-DOWN Conversions	-	-
3rd-Down Pct	-	-
4TH-DOWN Conversions	-	-
4th-Down Pct	-	-
SACKS BY-Yards	-	-
TOUCHDOWNS SCORED	19	17
FIELD GOALS-ATTEMPTS	5-12	6-12
ON-SIDE KICKS	-	-
RED-ZONE SCORES	-	-
RED-ZONE TOUCHDOWNS	-	-
PAT-ATTEMPTS	(15-19) 79%	(15-17) 88%

RUSHING

Player	G	Att	Gain	Loss	Net	Avg	TD	Lg	Avg/G
M. Curtis	-	121	503	6	497	4.1	4	-	-
S. Odom	-	88	396	21	375	4.3	3	-	-
B. Matheson	-	62	250	3	247	4.0	0	-	-
B. Bracy	-	45	136	12	124	2.8	1	-	-
R. Kraft	-	12	56	0	56	4.7	1	-	-
J. Johnson	-	10	48	0	48	4.8	0	-	-
J. Gutekunst	-	14	46	11	35	2.5	1	-	-
S. Glacken	-	56	155	124	31	0.6	0	-	-
K. Denton	-	7	18	2	16	2.3	0	-	-
J. Carlo	-	1	5	0	5	5.0	0	5	-
R. Dow	-	3	3	0	3	1.0	0	-	-
K. Williams	-	1	2	0	2	2.0	0	2	-

PASSING

Player	G	Effic	C-A-I	Pct	Yds	TD	Lg	Avg/G
S. Glacken	-	-	104-192-9	.541	1,178	7	-	-
K. Denton	-	-	6-10-0	.600	49	0	-	-
T. Orvald	-	-	0-2-0	.000	0	0	-	-

RECEIVING

Player	G	No.	Yds	Avg	TD	Lg	Avg/G
J. Scott	-	29	388	13.4	1	-	-
C. Drulis	-	20	193	9.7	4	-	-
S. Odom	-	17	208	12.2	0	-	-
D. Dunaway	-	11	138	12.5	1	-	-
M. Burdette	-	11	109	9.9	1	-	-
B. Matheson	-	6	67	11.2	0	-	-
M. Curtis	-	5	27	5.4	0	-	-
B. Bracy	-	4	33	8.3	0	-	-
J. Gutekunst	-	3	42	14.0	0	-	-
M. Caldwell	-	2	17	8.5	0	-	-
R. Stewart	-	1	11	11.0	0	-	-
R. Dow	-	1	-6	-6.0	0	-	-

SCORING

Player	TD	FG	Kick	Rush	Rcv	Pass	Dxp	Saf	Pts
M. Curtis	4	0-0	0-0	0-0	0	0-0	-	0	24
C. Drulis	4	0-0	0-0	0-0	0	0-0	-	0	24
M. Caldwell	0	4-9	10-12	0-0	0	0-0	-	0	22
S. Odom	3	0-0	0-0	0-1	0	0-0	-	0	18
J. Gutekunst	2	0-0	0-0	0-0	0	0-0	-	0	12
R. Stewart	0	1-3	3-4	0-0	0	0-0	-	0	6
M. Burdette	1	0-0	0-0	1-1	0	0-0	-	0	8
B. Bracy	1	0-0	0-0	0-0	0	0-0	-	0	6
D. Dunaway	1	0-0	0-0	0-0	0	0-0	-	0	6
R. Kraft	1	0-0	0-0	0-0	0	0-0	-	0	6
J. Scott	1	0-0	0-0	0-0	0	0-0	-	0	6
W. Simpson	1	0-0	0-0	0-0	0	0-0	-	0	6
K. Denton	0	0-0	0-0	1-1	0	0-0	-	0	2
TEAM	0	0-0	0-0	0-0	0	0-0	-	1	2

PUNTING

Player	No.	Yds	Avg	Lg	TB	FC	i20	50+	Blk
R. Stewart	40	1,448	36.2	-	-	-	-	-	0
D. Dunaway	7	280	40.0	-	-	-	-	-	0

KICKOFF RETURNS

Player	No.	Yds	Avg	TD	Lg
J. Gutekunst	21	458	21.9	0	-
S. Odom	3	42	14.0	0	-
B. Matheson	2	39	19.5	0	-
M. Curtis	2	33	16.5	0	-
B. Bracy	2	26	13.0	0	-
M. Burdette	2	26	13.0	0	-
C. Drulis	1	10	10.0	0	10

PUNT RETURNS

Player	No.	Yds	Avg	TD	Lg
J. Gutekunst	20	95	4.8	0	-
M. Shasby	1	4	4.0	0	4

INTERCEPTIONS

Player	No.	Yds	Avg	TD	Lg
M. Shasby	3	26	8.7	0	-
J. Gutekunst	2	84	42.0	1	-
J. Carlo	2	24	12.0	0	-
M. Curtis	1	60	60.0	0	60
B. Bracy	1	44	44.0	0	44
R. Stewart	1	13	13.0	0	13
S. Morris	1	9	9.0	0	9
R. Kraft	1	5	5.0	0	5
W. Simpson	1	1	1.0	1	1
C. Drulis	1	0	0.0	0	-
B. Wiesley	1	0	0.0	0	-

FIELD GOALS

Player	FGM-A	Pct	1-19	20-29	30-39	40-49	50+	Lg	Blk
M. Caldwell	4-9	.444	-	-	-	-	-	-	-
R. Stewart	1-3	.333	-	-	-	-	-	-	-

TOTAL OFFENSE LEADERS

Player	G	Plays	Rush	Pass	Total	Avg/G
S. Glacken	-	-	31	1,178	1,209	-
M. Curtis	-	-	497	0	497	-

ALL PURPOSE YARDAGE LEADERS

Player	G	Rush	Rec	PR	KOR	IR	Total	Avg/G
J. Gutekunst	-	35	42	95	458	84	714	-
S. Odom	-	375	208	0	42	0	625	-
M. Curtis	-	497	27	0	33	60	617	-

TACKLE LEADERS

Player	G	UA	A	Tot	TFL/Yds	Sacks/Yds	PBU
-	-	-	-	-	-	-	-

CAUSED FUMBLES

-	-
---	---

FUMBLE RECOVERIES

-	-
---	---

1965

Overall Record: 6-4 ACC: 4-2 (3rd)

Head Coach: Bill Murray

Assistant Coaches: Ace Parker (OB), Herschel Caldwell (DE), Carmen Falcone (DB), Marty Pierson (OE), Doug Knotts (DL), Harold McElhane (LB), Mike McGee (OL), Bob Cox (Freshman)

Starting Lineup: LE Chuck Drulis or Rodney Stewart, LT Chuck Stavins, LG John McNabb, C Roger Hughes, RG Bob Foyle, RT Bob Matheson, RE Drew Barrett III, QB Scotty Glacken, LHB Sonny Morris or John Gutekunst, RHB Art Vann III, FB Jay Calabrese

Captain: John Gutekunst | Team MVP: John McNabb

All-ACC: Jay Calabrese¹, Chuck Drulis¹, Bill Jones¹, Bob Matheson¹, John McNabb¹, Chuck Stavins¹

All-America: Jay CalabreseTM, Chuck DrulisTM, Bill JonesTM, Bob MathesonTM, John McNabbTM, Chuck StavinsTM | Academic All-America: Bill Jones², Mike ShasbyTM

Miscellaneous Awards: ACC Jacobs Blocking Trophy (John McNabb)

S 18	Virginia	A	W	21-7	28,000	Devonshire GW 55-yard TD rush (12:31; 4th); Odom 9-52 rushing; Rushing yards: Duke 223, UVA 118; Game tied 7-7 entering 4th quarter
S 25	South Carolina	A	W	20-15	39,000	Calabrese 15-140 rushing & 2 TDs (11 & 67); SCAR failed outside kick (0:53; 4th); Rushing yards: Duke 276, SCAR 84; Halftime: Duke, 14-0
O 2	Rice	A	W	41-21	22,000	Glacken 9-13, 254 yards & 4 TDs; Dunaway 4-156 receiving & 3 TDs (19, 62 & 60); Total offense: Duke 466, RICE 297; Duke defense 5 TOS
O 9	Pittsburgh	H	W	21-13	25,000	Calabrese 15-67 rushing; Drulis 6-61 receiving & 1 TD; PITT QB Lucas 18-26, 238 yards & 1 TD; Total offense: Duke 354, PITT 366
O 16	Clemson	H	L	2-3	31,000	CLEM K Pearce 31-yard FG (10:52; 3rd); Calabrese fumble ends Duke final drive at CLEM 10 (4th); Foyle blocked punt out of EZ (0:30; 2nd)
O 23	Illinois	A	L	14-28	47,077	ILL RB Pinder 10-113 rushing & 2 TDs; Calabrese 16-60 rushing & 1 TD; Total offense: Duke 289, ILL 287; TOS: Duke 6, ILL 2
O 30	Georgia Tech	A	L	23-35	46,981	GT QB King 12-15, 144 yards & 3 TDs; Orvald 17-27, 237 yards & 3 TDs; Calabrese 19-96 rushing; Total offense: Duke 430, GT 285
N 6	N.C. State	A	L	0-21	19,500	NCS RB Mansfield 22-82 rushing & 1 TD; Orvald 12-25, 125 yards & 3 INTs; Total offense: Duke 198, NCS 262; TOS: Duke 4, NCS 0
N 13	Wake Forest	H	W	40-7	25,000	Calabrese 22-86 rushing & 2 TDs; Ryan 8-82 rushing & 1 TD + 2-48 receiving & 1 TD; Orvald 8-11, 154 yards & 2 TDs; Halftime: Duke, 13-0
N 20	North Carolina	H	W	34-7	45,000	Orvald 16-25, 197 yards & 1 TD; Drulis 9-90 receiving; Calabrese 3 rushing TDs; Matheson 35-yard INT return for TD; TOS: Duke 1, UNC 4

	1st	2nd	3rd	4th	OT	Total
Duke	-	-	-	-	-	216
Opponents	-	-	-	-	-	157
TEAM STATISTICS						
				Duke		Opponents
SCORING				216		157
Points Per Game				21.6		15.7
FIRST DOWNS				175		138
Rushing				101		67
Passing				67		66
Penalty				7		5
RUSHING YARDAGE				1,887		1,330
Yards gained rushing				2,099		1,532
Yards lost rushing				212		202
Rushing Attempts				500		404
Average Per Rush				3.8		3.3
Average Per Game				188.7		133.0
TDs Rushing				18		-
PASSING YARDAGE				1,577		1,334
Comp-Att-Int				113-193-14		111-234-16
Average Per Pass				8.2		5.7
Average Per Catch				14.0		12.0
Average Per Game				157.7		133.4
TDs Passing				12		7
TOTAL OFFENSE				3,464		2,664
Total Plays				693		638
Average Per Play				5.0		4.2
Average Per Game				346.4		266.4
KICK RETURNS: #-Yards				29-419		34-693
PUNT RETURNS: #-Yards				24-154		25-326
INT RETURNS: #-Yards				16-136		14-117
KICK RETURN AVERAGE				14.5		20.4
PUNT RETURN AVERAGE				6.4		13.0
INT RETURN AVERAGE				8.5		8.4
FUMBLES-LOST				29-20		12-10
PENALTIES-Yards				45-400		36-343
Average Per Game				40.0		34.3
PUNTS-Yards				52-2,179		57-1,958
Average Per Punt				41.9		34.3
Net punt average				-		-
KICKOFFS-Yards				-		-
Average Per Kick				-		-
Net kick average				-		-
TIME OF POSSESSION/Game				-		-
3RD-DOWN Conversions				-		-
3rd-Down Pct				-		-
4TH-DOWN Conversions				-		-
4th-Down Pct				-		-
SACKS BY-Yards				-		-
TOUCHDOWNS SCORED				31		22
FIELD GOALS-ATTEMPTS				1-6		1-4
ON-SIDE KICKS				-		-
RED-ZONE SCORES				-		-
RED-ZONE TOUCHDOWNS				-		-
PAT-ATTEMPTS				(23-31) 74%		(20-22) 91%

RUSHING

Player	G	Att	Gain	Loss	Net	Avg	TD	Lg	Avg/G
J. Calabrese	-	154	672	14	658	4.3	9	-	-
S. Odom	-	75	330	16	314	4.2	0	-	-
K. Chatham	-	72	277	6	271	3.8	1	-	-
F. Ryan	-	35	203	10	193	5.5	1	-	-
J. Wilson	-	36	141	0	141	3.9	3	-	-
J. Devonshire	-	21	132	3	129	6.2	2	-	-
D. Brannon	-	15	61	11	50	3.3	0	-	-
R. Dow	-	15	52	4	48	3.2	0	-	-
T. Orvald	-	43	128	92	36	0.8	0	-	-
S. Glacken	-	25	60	46	14	0.6	2	-	-
H. Goins	-	1	8	0	8	8.0	0	8	-
J. Bussey	-	4	16	9	7	1.8	0	-	-
R. Stewart	-	1	6	0	6	6.0	0	6	-

PASSING

Player	G	Effic	C-A-1	Pct	Yds	TD	Lg	Avg/G
T. Orvald	-	-	63-105-7	.600	850	7	-	-
S. Glacken	-	-	50-87-6	.575	727	5	-	-
S. Odom	-	-	0-1-1	.000	0	0	-	-

RECEIVING

Player	G	No.	Yds	Avg	TD	Lg	Avg/G
C. Drulis	-	39	390	10.0	2	-	-
D. Dunaway	-	21	393	18.7	5	-	-
S. Odom	-	12	201	16.8	1	-	-
K. Chatham	-	10	138	13.8	0	-	-
R. Stewart	-	7	88	12.6	0	-	-
M. Swomley	-	5	94	18.8	1	-	-
F. Ryan	-	5	86	17.2	2	-	-
J. Calabrese	-	5	45	9.0	0	-	-
M. Caldwell	-	3	49	16.3	0	-	-
J. Devonshire	-	2	42	21.0	1	-	-
D. Brannon	-	2	10	5.0	0	-	-
R. Dow	-	1	19	19.0	0	19	-
W. Serravezza	-	1	16	16.0	0	16	-
J. Bussey	-	1	6	6.0	0	6	-

SCORING

Player	TD	FG	Kick	Rush	Rcv	Pass	Dxp	Saf	Pts
J. Calabrese	9	0-0	0-0	0-0	0	0-0	-	0	54
D. Dunaway	5	0-0	0-0	0-0	0	0-0	-	0	30
M. Caldwell	0	1-5	19-24	0-0	0	0-0	-	0	22
J. Devonshire	3	0-0	0-0	0-0	0	0-0	-	0	18
J. Wilson	3	0-0	0-0	0-0	0	0-0	-	0	18
F. Ryan	3	0-0	0-0	0-0	0	0-0	-	0	18
C. Drulis	2	0-0	0-0	0-0	0	0-0	-	0	12
S. Glacken	2	0-0	0-0	0-0	0	0-0	-	0	12
K. Chatham	1	0-0	0-0	0-0	0	0-0	-	0	6
B. Matheson	1	0-0	0-0	0-0	0	0-0	-	0	6
S. Odom	1	0-0	0-0	1-1	0	0-0	-	0	8
M. Swomley	1	0-0	0-0	0-0	0	0-0	-	0	6
R. Dow	0	0-0	0-0	1-1	0	0-0	-	0	2
R. Stewart	0	0-1	2-4	0-0	0	0-0	-	0	2
TEAM	0	0-0	0-0	0-1	0	0-0	-	1	2

PUNTING

Player	No.	Yds	Avg	Lg	TB	FC	i20	50+	Blk
R. Stewart	41	1,743	42.6	-	-	-	-	-	1
D. Dunaway	11	446	40.6	-	-	-	-	-	0

KICKOFF RETURNS

Player	No.	Yds	Avg	TD	Lg
D. Brannon	9	164	18.2	0	-
J. Bussey	5	80	16.0	0	-
A. Beath	5	76	15.7	0	-
J. Gutekunst	5	73	14.6	0	-
R. Stewart	2	24	12.0	0	-
J. Barringer	1	2	2.0	0	2
J. McNabb	1	0	0.0	0	-
C. Drulis	1	0	0.0	0	-

PUNT RETURNS

Player	No.	Yds	Avg	TD	Lg
J. Gutekunst	22	145	6.6	0	-
M. Shasby	1	8	8.0	0	8
A. Beath	1	1	1.0	0	1

INTERCEPTIONS

Player	No.	Yds	Avg	TD	Lg
A. Beath	4	6	1.7	0	-
M. Shasby	2	32	16.0	0	-
J. Gutekunst	2	10	5.0	0	-
D. Barrett	2	2	1.0	0	-
B. Matheson	1	35	35.0	1	35
B. Foyle	1	20	20.0	0	20
R. Kraft	1	17	17.0	0	17
R. Hughes	1	12	12.0	0	12
B. Wiesley	1	2	2.0	0	2
R. Hayes	1	0	0	0	-

FIELD GOALS

Player	FGM-A	Pct	1-19	20-29	30-39	40-49	50+	Lg	Blk
M. Caldwell	1-5	.200	-	-	-	-	-	-	-
R. Stewart	0-1	.000	-	-	-	-	-	-	-

TOTAL OFFENSE LEADERS

Player	G	Plays	Rush	Pass	Total	Avg/G
T. Orvald	-	-	36	850	886	-
S. Glacken	-	-	14	727	741	-

ALL PURPOSE YARDAGE LEADERS

Player	G	Rush	Rec	PR	KOR	IR	Total	Avg/G
J. Calabrese	-	658	45	0	0	0	703	-
D. Dunaway	-	0	393	0	0	0	393	-
C. Drulis	-	0	390	0	0	0	390	-

TACKLE LEADERS

1966

Overall Record: 5-5 ACC: 2-3 (6th)

Head Coach: Tom Harp

Assistant Coaches: Jacque Hetrick (OC/OB), George Hill (DC/DL), Herschel Caldwell (DE), Carmen Falcone (LB), Sam Timer (DB), Harold Hunter (OL), Stan Crisson (OE), Bob Cox (Assistant), Jack Hall (Freshman)

Starting Lineup: **OFFENSE:** TE Henley Carter LT Roger Parker, LG Herbert Goins, C Frank Fondren III, RG Carl Gersbach, RT Michael Renneker, SE Dave Dunaway, QB Larry Davis, RB Jake Devonshire or Frank Ryan, WB Ed Hicklin, FB Jay Calabrese; **DEFENSE:** DE Roger Hayes, LT Bob Laskey, NG Bob Foyle, RT Robin Bodkin, RE Bruce Wiesley, LB Bob Matheson, LB Ed Newman, CB Art Vann, CB Andy Beath, S Mike Shasby, DB Mark Telge

Captains: Bob Matheson & Mike Shasby | Team MVP: Bob Matheson

All-ACC: Dave Dunaway¹, Bob Foyle¹, Bob Matheson¹

All-America: Dave DunawayTM, Bob Matheson¹ | Academic All-America: Roger Hayes¹, Mike ShasbyTM

Miscellaneous Awards: –

S	Opponent	H/A	W/L	Score	Points	Notes
S 17	West Virginia	H	W	34-15	25,000	Devonshire 19-80 rushing; Calabrese 19-65 rushing & 3 TDs; Weisley 21-yard FR for TD; Total offense: Duke 355, WVU 223
S 24	Pittsburgh	A	W	14-7	24,684	Calabrese 17-61 rushing & 1 TD; Beath 49-yard PR for TD; PITT QB James 15-30, 205 yards & 2 INTs; Total offense: Duke 264, PITT 310
O 1	Virginia	H	W	27-8	10,000	Calabrese 26-87 rushing & 2 TDs; Matheson 9 points (PAT rush, PAT kick & 2 FGs); 1st downs: Duke 23, UVA 11; Total offense: Duke 324, UVA 127
O 8	Maryland	A	L	19-21	28,400	MD QB Pastrona 11-18, 151 yards & 1 TD; Woodall 11-15, 104 yards & 1 TD; Dunaway 11-119 receiving & 1 TD; Duke failed inside kick (0:58; 4th)
O 15	Clemson	A	L	6-9	30,000	CLEM WR Rogers GW 25-yard TD pass from Addison (2:32; 4th); Duke TO on downs ends final drive at CLEM 12 (1:04; 4th); Calabrese 89 rush yards
O 22	N.C. State	H	L	7-33	27,000	NCS RB DeArment 21-106 rushing & 1 TD; Dunaway 6-114 receiving & 1 TD; Total offense: Duke 188, NCS 356; TOs: Duke 3, NCS 0
O 29	Georgia Tech (-/6)	H	L	7-48	42,000	GT QB Good 8-15, 66 yards + 15-95 rushing & 2 TDs (1 & 37); Dunaway 8-92 receiving; Total offense: Duke 198, GT 304; TOs: Duke 6, GT 4
N 5	Navy	A	W	9-7	22,203	Matheson GW 21-yard FG (13:15; 4th); Davis 27-103 rushing + 3-7, 64 yards; NAVY 4th quarter drives: INT, missed FGA, INT & lost fumble
N 12	Notre Dame (-/1)	A	L	0-64	59,075	ND QB Hagerty 8-13, 127 yards & 2 TDs; Hicklin 8-65 receiving; Matheson 13 tackles; Beath 2 INTs & 2 PBUs; Total offense: Duke 185, ND 425
N 19	North Carolina	A	W	41-25	46,000	Calabrese 27-85 rushing & 2 TDs; Davis 6-7, 135 yards & 1 TD; Dunaway 3-92 receiving & 1 TD; Duke defense 3 INTs (2 returned for TDs)

	1st	2nd	3rd	4th	OT	Total
Duke	-	-	-	-	-	164
Opponents	-	-	-	-	-	237

TEAM STATISTICS

	Duke	Opponents
SCORING	164	237
Points Per Game	16.4	23.7

FIRST DOWNS	Duke	Opponents
Rushing	151	150
Passing	86	68
Penalty	58	73
Total	7	9

RUSHING YARDAGE

	Duke	Opponents
Yards gained rushing	1,739	1,636
Yards lost rushing	333	151
Rushing Attempts	485	414
Average Per Rush	2.9	3.6
Average Per Game	140.6	148.5
TDs Rushing	16	-

PASSING YARDAGE

	Duke	Opponents
Comp-Att-Int	89-186-16	117-241-14
Average Per Pass	5.9	6.0
Average Per Catch	12.4	12.3
Average Per Game	110.2	143.6
TDs Passing	3	7

TOTAL OFFENSE

	Duke	Opponents
Total Plays	671	655
Average Per Play	3.7	4.5
Average Per Game	250.8	292.1

KICK RETURNS: #-Yards 46-786 42-765

PUNT RETURNS: #-Yards 30-320 31-323

INT RETURNS: #-Yards 14-135 16-258

KICK RETURN AVERAGE 17.1 18.2

PUNT RETURN AVERAGE 10.7 10.4

INT RETURN AVERAGE 9.6 16.1

FUMBLES-LOST 31-16 16-11

PENALTIES-Yards 43-448 37-391

Average Per Game 44.8 39.1

PUNTS-Yards 65-2,338 50-1,768

Average Per Punt 36.0 35.4

Net punt average - -

KICKOFFS-Yards - -

Average Per Kick - -

Net kick average - -

TIME OF POSSESSION/Game - -

3RD-DOWN Conversions - -

3rd-Down Pct - -

4TH-DOWN Conversions - -

4th-Down Pct - -

SACKS BY-Yards - -

TOUCHDOWNS SCORED 23 31

FIELD GOALS-ATTEMPTS 3-6 7-13

ON-SIDE KICKS - -

RED-ZONE SCORES - -

RED-ZONE TOUCHDOWNS - -

PAT-ATTEMPTS (16-23) 69% (26-31) 84%

RUSHING

Player	G	Att	Gain	Loss	Net	Avg	TD	Lg	Avg/G
J. Calabrese	-	175	583	3	580	3.3	10	-	-
J. Devonshire	-	85	301	12	289	3.4	1	-	-
F. Ryan	-	44	222	40	182	4.1	1	-	-
L. Davis	-	60	212	58	154	2.6	1	-	-
J. Wilson	-	24	114	0	114	4.8	0	-	-
T. Orvald	-	45	136	67	69	1.5	1	-	-
K. Chatham	-	9	24	4	20	2.4	0	-	-
B. Matheson	-	2	9	0	9	4.5	0	-	-
H. Carter	-	2	10	1	9	4.5	0	-	-
E. Hicklin	-	1	4	0	4	4.0	0	4	-
T. Edens	-	4	10	18	-8	0.0	0	-	-
A. Woodall	-	34	114	130	-16	0.0	2	55	-

PASSING

Player	G	Effic	C-A-I	Pct	Yds	TD	Lg	Avg/G
A. Woodall	-	-	39-71-4	.549	482	2	-	-
L. Davis	-	-	28-47-6	.591	368	1	69	-
T. Orvald	-	-	17-46-3	.370	173	0	-	-
T. Edens	-	-	4-20-3	.200	47	0	-	-
F. Ryan	-	-	1-1-0	1.000	32	0	-	-
J. Calabrese	-	-	0-1-0	.000	0	0	-	-

RECEIVING

Player	G	No.	Yds	Avg	TD	Lg	Avg/G
D. Dunaway	-	43	614	14.3	3	-	-
E. Hicklin	-	12	109	9.1	0	-	-
H. Carter	-	9	131	14.6	0	-	-
A. Beath	-	5	67	13.4	0	-	-
J. Devonshire	-	5	46	9.2	0	-	-
J. Calabrese	-	5	33	6.6	0	-	-
F. Ryan	-	4	21	5.3	0	-	-
J. Kidd	-	3	32	10.7	0	-	-
K. Chatham	-	2	17	8.5	0	-	-
L. Davis	-	1	32	32.0	0	32	-

SCORING

Player	TD	FG	Kick	Rush	Rcv	Pass	Dxp	Saf	Pts
J. Calabrese	10	0-0	0-0	0-0	0	0-0	-	0	60
B. Matheson	0	3-4	15-19	1-3	0	0-1	-	0	26
D. Dunaway	3	0-0	0-0	0-0	0	0-0	-	0	18
A. Woodall	2	0-0	0-0	0-0	0	0-0	-	0	12
A. Beath	1	0-0	0-0	0-0	0	0-0	-	0	6
L. Davis	1	0-0	0-0	0-0	0	0-0	-	0	6
L. Dempsey	1	0-0	0-0	0-0	0	0-0	-	0	6
J. Devonshire	1	0-0	0-0	0-0	0	0-0	-	0	6
B. Foyle	1	0-0	0-0	0-0	0	0-0	-	0	6
T. Orvald	1	0-0	0-0	0-0	0	0-0	-	0	6
F. Ryan	1	0-0	0-0	0-0	0	0-0	-	0	6
B. Wiesley	1	0-0	0-0	0-0	0	0-0	-	0	6
G. Newman	0	0-2	0-0	0-0	0	0-0	-	0	0

PUNTING

Player	No.	Yds	Avg	Lg	TB	FC	i20	50+	Blk
D. Dunaway	65	2,338	36.0	58	-	-	-	-	2

KICKOFF RETURNS

Player	No.	Yds	Avg	TD	Lg
A. Beath	25	447	17.9	0	38
F. Ryan	15	266	17.7	0	-
D. Dunaway	3	49	16.3	0	-
J. Devonshire	2	19	9.5	0	-
L. Davis	1	5	5.0	0	5

PUNT RETURNS

Player	No.	Yds	Avg	TD	Lg
A. Beath	18	169	9.4	1	49
A. Vann	4	46	11.5	0	-
D. Dunaway	4	44	11.0	0	-
L. Davis	2	36	18.0	0	-
B. Matheson	1	16	16.0	0	16
M. Shasby	1	9	9.0	0	9

INTERCEPTIONS

Player	No.	Yds	Avg	TD	Lg
A. Vann	3	24	8.0	0	-
L. Dempsey	2	46	23.0	1	26
A. Beath	2	30	15.0	0	-
G. Newman	2	2	1.0	0	-
B. Foyle	1	33	33.0	1	33
B. Matheson	1	0	0.0	0	-
M. Shasby	1	0	0.0	0	-
M. Telge	1	0	0.0	0	-
R. Hayes	1	0	0.0	0	-

FIELD GOALS

Player	FGM-A	Pct	1-19	20-29	30-39	40-49	50+	Lg	Blk
B. Matheson	3-4	.750	-	-	-	-	-	33	-
G. Newman	0-2	.000	-	-	-	-	-	-	-

TOTAL OFFENSE LEADERS

Player	G	Plays	Rush	Pass	Total	Avg/G
J. Calabrese	-	-	580	0	580	-
A. Woodall	-	-	-16	482	466	-

ALL PURPOSE YARDAGE LEADERS

Player	G	Rush	Rec	PR	KOR	IR	Total	Avg/G
A. Beath	-	0	67	169	447	30	713	-
D. Dunaway	-	0	614	44	49	0	707	-
J. Calabrese	-	580	33	0	0	0	613	-

TACKLE LEADERS

Player	G	UA	A	Tot	TFL/Yds	Sacks/Yds	PBU
-	-	-	-	-	-	-	-

CAUSED FUMBLES

-

FUMBLE RECOVERIES

B. Wiesley 1

1967

Overall Record: 4-6 ACC: 2-4 (6th)

Head Coach: Tom Harp

Assistant Coaches: Jacque Hetrick (OC/OB), George Hill (DC/DL), Herschel Caldwell (DE), Carmen Falcone (LB), Sam Timer (DB), Harold Hunter (OL), Stan Crisson (OE), Bob Cox (Assistant), Jack Hall (Freshman)

Starting Lineup: **OFFENSE:** QB Al Woodall, TB Frank Ryan, FB Jay Calabrese, FL Jim Dearth, E Marcel Courtillet, TE Henley Carter, OT Ken Bombard, OT Chuck Grace, C Mike Murphy, OG J.B. Edwards, OG Bob Foyce; **DEFENSE:** DE Roger Hayes, DE Gene DeBolt, DT Robin Bodkin, DT Bob Laskey, NG Bob Foyle, LB Dick Biddle, LB Ed Newman, DB Art Vann, DB Andy Beath, DB Don Brannon, DB Larry Dempsey; **SPECIAL**

TEAMS: K Bob Riesenfeld, P Don Baglien

Captains: Mike Murphy & Bob Foyle | Team MVP: Bob Foyle

All-ACC: Andy Beath¹, Bob Foyle¹, Mike Murphy¹

All-America: Andy BeathTM, Bob FoyleTM, Mike MurphyTM | Academic All-America: Bob Laskey¹

Miscellaneous Awards: -

S 16	Wake Forest	N ¹	W	31-13	22,452	Calabrese 11-15 rushing & 2 TDs; Woodall 8-11, 177 yards & 1 TD; Newman 15 tackles; Total offense: Duke 384, WF 230; Halftime: Duke, 10-7
S 23	Michigan	A	L	7-10	79,492	MICH K Titas GW 17-yard FG (4th); Total offense: Duke 217, MICH 300; Ryan 21-81 rushing & 1 TD; Duke 4 TOs; Halftime: Duke, 7-0
S 30	South Carolina	H	L	17-21	25,000	SCAR RB Muir GW 1-yard TD rush (0:40; 4th); SCAR RB Muir 18-87 rushing & 1 TD; SCAR DB Cole INT ends Duke final drive at SCAR 18 (0:00; 4th)
O 7	Army West Point	A	W	10-7	31,000	Hicklin GW 9-yard TD pass from Davis (9:54; 4th); Calabrese 19-81 rushing; ARMY QB Lindell 218 total yards; Total offense: Duke 275, ARMY 288
O 14	Virginia	A	W	13-6	25,000	Baglein GW 2-yard TD rush (2:05; 4th); Ryan 23-101 rushing & 1 TD; UVA QB Arnette 4-16, 85 yards; Total offense: Duke 278, UVA 186
O 21	Clemson	H	L	7-13	28,000	CLEM RB Gore GW 9-yard TD rush (4th); CLEM RB Gore 26-98 rushing; Ryan 20-149 rushing; Total offense: Duke 322, CLEM 340; Halftime: 0-0
O 28	N.C. State (-/5)	A	L	7-28	44,000	NCS QB Donnan 10-14, 98 yards & 2 TDs; Ryan 15-21 rushing & 1 TD; Calabrese 13-56 rushing; Biddle 15 tackles; Halftime: NCS, 21-0
N 4	Georgia Tech	A	L	7-19	50,103	GT QB Eastman 7-11, 81 yards + 24-54 rushing & 1 TD; Woodall 12-25, 166 yards & 1 TD; Calabrese 11-57 rushing; Duke 5 TOs
N 11	Navy	N ²	W	35-16	30,000	Schafer 19-97 rushing & 2 TDs; Davis 2-4, 35 yards & 1 TD + 17-89 rushing & 1 TD; Total offense: Duke 407, NAVY 188; Halftime: NAVY, 10-7
N 18	North Carolina	H	L	9-20	44,000	UNC QB Bomar 9-12, 111 yards & 1 TD + 21-73 rushing & 1 TD; Total offense: Duke 295, UNC 240; TOs: Duke 2, UNC 0; Calabrese 11-91 rushing

N¹ Raleigh, N.C.

N² Norfolk, Va.

	1st	2nd	3rd	4th	OT	Total
Duke	-	-	-	-	-	143
Opponents	-	-	-	-	-	153
TEAM STATISTICS						
	Duke					Opponents
SCORING	143					153
Points Per Game	14.3					15.3
FIRST DOWNS	171					150
Rushing	109					84
Passing	53					59
Penalty	9					7
RUSHING YARDAGE	1,835					1,433
Yards gained rushing	2,138					1,682
Yards lost rushing	303					249
Rushing Attempts	510					452
Average Per Rush	3.6					3.2
Average Per Game	183.5					143.3
TDs Rushing	14					-
PASSING YARDAGE	1,204					1,163
Comp-Att-Int	93-183-12					89-190-16
Average Per Pass	6.6					6.1
Average Per Catch	13.0					13.1
Average Per Game	120.4					116.3
TDs Passing	5					6
TOTAL OFFENSE	3,039					2,596
Total Plays	693					642
Average Per Play	4.4					4.0
Average Per Game	303.9					259.6
KICK RETURNS: #-Yards	30-608					28-611
PUNT RETURNS: #-Yards	29-254					21-227
INT RETURNS: #-Yards	16-65					12-105
KICK RETURN AVERAGE	20.3					21.8
PUNT RETURN AVERAGE	8.8					10.8
INT RETURN AVERAGE	4.1					8.8
FUMBLES-LOST	25-13					17-6
PENALTIES-Yards	49-479					49-616
Average Per Game	40.7					53.6
PUNTS-Yards	51-1,846					52-1,879
Average Per Punt	36.2					36.1
Net punt average	-					-
KICKOFFS-Yards	-					-
Average Per Kick	-					-
Net kick average	-					-
TIME OF POSSESSION/Game	-					-
3RD-DOWN Conversions	-					-
3rd-Down Pct	-					-
4TH-DOWN Conversions	-					-
4th-Down Pct	-					-
SACKS BY-Yards	-					-
TOUCHDOWNS SCORED	19					21
FIELD GOALS-ATTEMPTS	4-13					4-11
ON-SIDE KICKS	-					-
RED-ZONE SCORES	-					-
RED-ZONE TOUCHDOWNS	-					-
PAT-ATTEMPTS	(17-19) 89%					(15-21) 71%

RUSHING

Player	G	Att	Gain	Loss	Net	Avg	TD	Lg	Avg/G
J. Calabrese	-	136	572	9	563	4.1	5	-	-
F. Ryan	-	115	538	13	525	4.6	3	38	-
P. Schafer	-	73	272	7	265	3.6	2	-	-
L. Davis	-	70	292	96	196	2.8	2	-	-
A. Woodall	-	84	341	172	169	2.0	0	-	-
D. Baglien	-	21	62	0	62	3.0	1	-	-
M. Courtillet	-	4	48	1	47	11.8	0	-	-
J. Devonshire	-	6	13	0	13	2.2	1	-	-
D. Abdella	-	1	0	5	-5	-5.0	0	-	-

PASSING

Player	G	Effic	C-A-I	Pct	Yds	TD	Lg	Avg/G
A. Woodall	-	-	79-150-9	.527	1,019	2	45	-
L. Davis	-	-	14-32-3	.438	185	3	-	-
P. Schafer	-	-	0-1-0	.000	0	0	-	-

RECEIVING

Player	G	No.	Yds	Avg	TD	Lg	Avg/G
J. Dearth	-	20	284	14.2	0	-	-
H. Carter	-	17	244	14.8	1	-	-
F. Ryan	-	10	127	12.7	1	-	-
E. Hicklin	-	9	91	10.1	1	-	-
J. Hysong	-	8	133	16.3	1	-	-
M. Courtillet	-	8	110	13.8	0	-	-
J. Calabrese	-	8	90	11.2	0	-	-
P. Schafer	-	7	37	5.3	1	-	-
J. Devonshire	-	3	62	20.7	0	-	-
D. Baglien	-	3	26	8.7	0	-	-

SCORING

Player	TD	FG	Kick	Rush	Rcv	Pass	Dxp	Saf	Pts
J. Calabrese	5	0-0	0-0	0-0	0	0-0	-	0	30
B. Riesenfeld	0	4-13	17-18	0-0	0	0-0	-	0	29
F. Ryan	4	0-0	0-0	0-0	0	0-0	-	0	24
P. Schafer	3	0-0	0-0	0-0	0	0-0	-	0	18
L. Davis	2	0-0	0-0	0-1	0	0-0	-	0	12
D. Baglien	1	0-0	0-0	0-0	0	0-0	-	0	6
H. Carter	1	0-0	0-0	0-0	0	0-0	-	0	6
J. Devonshire	1	0-0	0-0	0-0	0	0-0	-	0	6
E. Hicklin	1	0-0	0-0	0-0	0	0-0	-	0	6
J. Hysong	1	0-0	0-0	0-0	0	0-0	-	0	6

PUNTING

Player	No.	Yds	Avg	Lg	TB	FC	i20	50+	Blk
D. Baglien	51	1,846	36.2	53	-	-	-	-	1

KICKOFF RETURNS

Player	No.	Yds	Avg	TD	Lg
P. Schafer	8	147	18.4	0	-
A. Beath	6	156	26.0	0	49
R. Hepler	5	114	22.8	0	49
F. Ryan	5	99	19.8	0	-
D. Brannon	2	55	27.5	0	-
J. Dixon	1	19	19.0	0	19
J. Calabrese	1	15	15.0	0	15
D. Baglien	1	3	3.0	0	3
M. Renneker	1	0	0.0	0	-

PUNT RETURNS

Player	No.	Yds	Avg	TD	Lg
R. Hepler	16	152	9.5	0	27
D. Brannon	5	25	5.0	0	-
A. Beath	4	47	11.8	0	-
A. Vann	4	30	7.5	0	-

INTERCEPTIONS

Player	No.	Yds	Avg	TD	Lg
A. Beath	6	4	0.7	0	-
D. Biddle	3	9	3.0	0	-
D. Brannon	2	36	18.0	0	36
G. Wuerstle	2	16	8.0	0	-
T. Edens	1	0	0.0	0	-
L. Dempsey	1	0	0.0	0	-
A. Vann	1	0	0.0	0	-

FIELD GOALS

Player	FGM-A	Pct	1-19	20-29	30-39	40-49	50+	Lg	Blk
B. Riesenfeld	4-13	.308	-	-	-	-	-	47	-

TOTAL OFFENSE LEADERS

Player	G	Plays	Rush	Pass	Total	Avg/G
A. Woodall	-	-	169	1,019	1,188	-
J. Calabrese	-	-	563	0	563	-

ALL PURPOSE YARDAGE LEADERS

Player	G	Rush	Rec	PR	KOR	IR	Total	Avg/G
F. Ryan	-	525	127	0	99	0	751	-
J. Calabrese	-	563	90	0	15	0	668	-
P. Schafer	-	265	37	0	147	0	449	-

TACKLE LEADERS

Player	G	UA	A	Tot	TFL/Yds	Sacks/Yds	PBU
-	-	-	-	-	-	-	-

CAUSED FUMBLES

-

FUMBLE RECOVERIES

-

1968

Overall Record: 4-6 ACC: 3-4 (5th)

Head Coach: Tom Harp

Assistant Coaches: Jacque Hetrick (OC/OB), George Hill (DC/DL), Herschel Caldwell (DE), Carmen Falcone (LB), Sam Timer (DB), Harold Hunter (OL), Stan Crisson (OE), Bob Cox (Assistant), Jack Hall (Freshman)

Starting Lineup: **OFFENSE:** QB Leo Hart, TB Phil Asack, FB Don Baglien, FL Wes Chesson, WR Henley Carter, TE Jim Dearth, OT Ken Bombard, OT Art Morgan, C Bob Morris, OG J.B. Edwards, OG Ken Aoma; **DEFENSE:** DE George Joseph, NG Frank Lilly, DT Chuck Grace, DT Fred Zirkle, DE Danny Rose, LB Dick Biddle, LB Ed Newman, DB Larry Davis, DB Tom Edens, DB Phil Singer, DB Ed Hicklin; **SPECIAL TEAMS:** K David Pugh, P Wes Chesson

Captain: J.B. Edwards | Team MVP: Henley Carter

All-ACC: Dick Biddle¹, Henley Carter¹, Leo Hart¹

All-America: Dick Biddle^{1M}, Henley Carter^{1M}, Leo Hart^{1M} | Academic All-America: --

Miscellaneous Awards: --

S 21	South Carolina	A	W	14-7	42,234	Hart 16-25, 214 yards & 1 TD; Carter 6-107 receiving & 1 TD; SCAR RB Muir 18-89 rushing & 1 TD; Total offense: Duke 298, SCAR 410
S 28	Michigan	H	L	10-31	25,000	MICH RB Johnson 31-205 rushing & 2 TDs; Hart 11-29, 183 yards & 1 TD; Courtillet 8-166 receiving & 1 TD; Total offense: Duke 318, MICH 480
O 5	Maryland	N ¹	W	30-28	21,000	Pugh GW 27-yard FG (0:00; 4th); Asack 8-87 rushing & 1 TD (61); Biddle & Lilly 14 tackles each; MD RB Lovett 26-140 rushing & 1 TD
O 12	Virginia	H	L	20-50	22,000	UVA RB Anderson 24-183 rushing & 3 TDs; Chesson 11-176 receiving & 1 TD; Total offense: Duke 428, UVA 603; TOS: Duke 4, UVA 1
O 19	Clemson	A	L	22-39	30,000	CLEM RB Gore 14-112 rushing & 1 TD; Asack 18-114 rushing; Hart 19-34, 316 passing & 2 TDs; Carter 13-209 receiving; Duke 7 TDs; Halftime: Duke, 7-6
O 26	Army West Point	A	L	25-57	32,000	ARMY FB Jarvis 23-128 rushing & 2 TDs; ARMY HB Moore 12-93 rushing & 4 TDs; Chesson 6-110 receiving & 1 TD; Halftime: ARMY, 42-7
N 2	Georgia Tech	H	W	46-30	25,000	Asack 40-140 rushing & 3 TDs (ACC single-game rush attempts record); GT WR Sias 6-143 receiving & 2 TDs; Total offense: Duke 594, GT 468
N 9	N.C. State	H	L	15-17	25,000	NCS QB Klebe 15-86 rushing; Hart PAT rush failed after own 5-yard TD rush (3:40; 4th); Asack 29-82 rushing; Hart 2 total TDs (1 pass & 1 rush)
N 16	Wake Forest	H	W	18-3	17,500	Hart 20-28, 282 yards & 2 TDs; Chesson 6-127 receiving & 1 TD (81); Total offense: Duke 465; WF 360; Duke defense 3 INTs & 2 FRs
N 23	North Carolina	A	L	14-25	44,500	UNC QB Bomar 11-19, 179 passing & 2 TDs + 18-78 rushing & 1 TD; Biddle 25 tackles; Chesson 9-150 receiving; Total offense: Duke 415, UNC 411

N¹ Norfolk, Va.

	1st	2nd	3rd	4th	OT	Total
Duke	-	-	-	-	-	214
Opponents	-	-	-	-	-	287
TEAM STATISTICS						
						Duke
						Opponents
SCORING						214
Points Per Game						28.7
FIRST DOWNS						232
Rushing						96
Passing						125
Penalty						11
RUSHING YARDAGE						1,580
Yards gained rushing						1,878
Yards lost rushing						298
Rushing Attempts						454
Average Per Rush						3.5
Average Per Game						158.0
TDs Rushing						19
PASSING YARDAGE						2,653
Comp-Att-Int						186-346-14
Average Per Pass						7.7
Average Per Catch						15.3
Average Per Game						265.3
TDs Passing						11
TOTAL OFFENSE						4,233
Total Plays						800
Average Per Play						5.3
Average Per Game						423.3
KICK RETURNS: #-Yards						46-898
PUNT RETURNS: #-Yards						19-219
INT RETURNS: #-Yards						11-160
KICK RETURN AVERAGE						19.5
PUNT RETURN AVERAGE						11.5
INT RETURN AVERAGE						14.5
FUMBLES-LOST						31-21
PENALTIES-Yards						40-340
Average Per Game						34.0
PUNTS-Yards						53-1,795
Average Per Punt						33.9
Net punt average						-
KICKOFFS-Yards						-
Average Per Kick						-
Net kick average						-
TIME OF POSSESSION/Game						-
3RD-DOWN Conversions						-
3rd-Down Pct						-
4TH-DOWN Conversions						-
4th-Down Pct						-
SACKS BY-Yards						-
TOUCHDOWNS SCORED						30
FIELD GOALS-ATTEMPTS						3-5
ON-SIDE KICKS						-
RED-ZONE SCORES						-
RED-ZONE TOUCHDOWNS						-
PAT-ATTEMPTS						(13-20) 65%
						(24-30) 80%

RUSHING

Player	G	Att	Gain	Loss	Net	Avg	TD	Lg	Avg/G
P. Asack	-	168	698	8	690	4.1	8	-	-
D. Baglien	-	55	318	1	317	5.8	0	-	-
W. Chesson	-	50	176	26	150	3.0	2	-	-
H. Carter	-	20	115	0	115	5.8	1	-	-
D. Trice	-	35	151	36	115	3.3	3	-	-
L. Hart	-	102	329	227	102	1.0	3	-	-
J. Cappellano	-	23	89	0	89	3.9	2	-	-
R. Hepler	-	1	2	0	2	2.0	0	-	-

PASSING

Player	G	Effic	C-A-I	Pct	Yds	TD	Lg	Avg/G
L. Hart	-	-	162-301-11	.538	2,238	11	-	-
D. Trice	-	-	24-44-3	.545	415	0	-	-
W. Chesson	-	-	0-1-0	.000	0	0	-	-

RECEIVING

Player	G	No.	Yds	Avg	TD	Lg	Avg/G
H. Carter	-	65	892	13.7	2	-	-
W. Chesson	-	47	794	16.9	4	-	-
J. Dearth	-	29	437	15.1	4	-	-
M. Courtillet	-	18	278	15.4	1	-	-
D. Baglien	-	15	137	9.1	0	-	-
P. Asack	-	11	108	9.8	0	-	-
R. Hepler	-	1	7	7.0	0	7	-

SCORING

Player	TD	FG	Kick	Rush	Rcv	Pass	Dxp	Saf	Pts
P. Asack	8	0-0	0-0	0-0	1	0-0	-	0	50
W. Chesson	6	0-0	0-0	0-0	1	0-0	-	0	38
J. Dearth	4	0-0	0-0	0-0	0	0-0	-	0	24
L. Hart	3	0-0	0-0	2-2	0	3-4	-	0	22
H. Carter	3	0-0	0-0	0-0	1	0-0	-	0	20
D. Pugh	0	2-4	13-18	0-0	0	0-0	-	0	19
D. Trice	3	0-0	0-0	0-0	0	0-4	-	0	18
J. Cappellano	2	0-0	0-0	0-0	0	0-0	-	0	12
M. Courtillet	1	0-0	0-0	0-0	0	0-0	-	0	6
E. Mowry	0	1-1	0-2	0-0	0	0-0	-	0	3
TEAM	0	0-0	0-0	0-0	0	0-0	-	1	2

PUNTING

Player	No.	Yds	Avg	Lg	TB	FC	i20	50+	Bk
W. Chesson	53	1,795	33.9	-	-	-	-	-	1

KICKOFF RETURNS

Player	No.	Yds	Avg	TD	Lg
E. Hicklin	27	553	20.5	0	-
M. Courtillet	6	123	20.5	0	-
W. Chesson	4	90	22.5	0	-
L. Davis	4	44	11.0	0	-
J. Cappellano	3	57	19.0	0	-
J. Dearth	1	22	22.0	0	22
H. Carter	1	7	7.0	0	7

PUNT RETURNS

Player	No.	Yds	Avg	TD	Lg
S. Davis	8	77	9.6	0	-
E. Hicklin	6	63	10.5	0	-
M. Courtillet	3	54	18.0	0	-
J. Cappellano	1	20	20.0	0	20
T. Edens	1	5	5.0	0	5

INTERCEPTIONS

Player	No.	Yds	Avg	TD	Lg
E. Hicklin	2	38	19.0	0	-
D. Biddle	2	36	18.0	0	-
D. Trice	2	36	18.0	0	-
J. Cappellano	2	0	0.0	0	-
P. Singer	1	34	34.0	0	34
T. Edens	1	13	13.0	0	13
M. Fitzpatrick	1	3	3.0	0	3

FIELD GOALS

Player	FGM-A	Pct	1-19	20-29	30-39	40-49	50+	Lg	Bk
D. Pugh	2-4	.500	-	-	-	-	-	-	-
E. Mowry	1-1	1.000	-	-	-	-	-	-	-

TOTAL OFFENSE LEADERS

Player	G	Plays	Rush	Pass	Total	Avg/G
L. Hart	-	-	102	2,238	2,340	-
P. Asack	-	-	690	0	690	-

ALL PURPOSE YARDAGE LEADERS

Player	G	Rush	Rec	PR	KOR	IR	Total	Avg/G
W. Chesson	-	150	794	0	90	0	1,034	-
H. Carter	-	115	892	0	7	0	1,014	-
P. Asack	-	690	108	0	0	0	798	-

TACKLE LEADERS

Player	G	UA	A	Tot	TFL/Yds	Sacks/Yds	PBU
-							

CAUSED FUMBLES

-

FUMBLE RECOVERIES

-

1969

Overall Record: 3-6-1 ACC: 3-3-1 (3rd)

Head Coach: Tom Harp

Assistant Coaches: Jacque Hetrick (OC/OB), George Hill (DC/LB), Carmen Falcone (DT), Alex Gibbs (DE), Harold Hunter (OL), John Gutekunst (Asst. OL), Stan Crisson (WR/Passing), Sam Timer (DB), Bob Cox (Assistant), Herschel Caldwell (Freshman)

Starting Lineup: OFFENSE: QB Leo Hart, RB Bill Thompson, TB Bob Zwirko, WE Wes Chesson, FL Marcel Courtillet, E Jim Dearth, OT Guy Johnson, OT Ken Bombard, C Bob Morris, OG John Dull, OG Dan Phelan;

DEFENSE: DL Bob Shinn, DL Curt Rawley, DL Joe Sciuilli, DL Bruce Mills, LB Paul Johnstone, LB John Kiefer, LB Phil Asack, DB Ernie Jackson, DB Rich Searl, DB John Cappellano, DB Mike Davies; SPECIAL TEAMS: K David Pugh, P Wes Chesson

Captain: Jim Dearth | Team MVP: Leo Hart

All-ACC: Leo Hart¹, Rich Searl¹

All-America: Leo Hart¹ | Academic All-America: John Cappellano¹, Jim Dearth¹, Curt Rawley¹, Dave Trice¹

Miscellaneous Awards: -

S 20	South Carolina	A	L	20-27	42,791	SCAR QB Suggs 10-16, 107 yards + 15-98 rushing & 1 TD; Hart 20-34, 194 yards & 2 TDs; Total offense: Duke 306, SCAR 446
S 27	Virginia	A	L	0-10	25,000	UVA RB Helman 32-158 rushing; UVA RB Lacey 21-94 rushing & 1 TD; Hart 11-26, 90 yards; Total offense: Duke 192, UVA 315
O 4	Pittsburgh	H	L	12-14	18,000	PITT RB Esposito 25-76 rushing + 3-25 receiving & 1 TD; Duke PAT rush failed trailing 14-12 (7:10; 4th); Jackson 82-yard PR for TD
O 11	Wake Forest	A	W	27-20	21,000	Asack 30-82 rushing & 2 TDs; Hart 21-28, 262 yards & 1 TD; WF RB Dolbin 13-96 rushing & 1 TD; Total offense: Duke 372, WF 343
O 18	Maryland	A	L	7-20	26,700	MD RB Thomas 22-170 rushing & 1 TD; MD RB Miller 27-101 rushing; Hart 16-40 rushing & 1 TD; Total offense: Duke 245, MD 431
O 25	N.C. State	A	T	25-25	32,700	Dearth PAT pass from Hart following Zwirko 20-yard TD rush to tie game, 25-25 (2:24; 4th); Cappellano 19-111 rushing; Zwirko 2 rushing TDs
N 1	Georgia Tech	A	L	7-20	41,113	GT RB Cunningham 33-190 rushing; Zwirko 20-103 rushing; Courtillet 10-158 receiving; Hart 275 passing yards; TDs: Duke 6, GT 2
N 8	Clemson	H	W	34-27	22,000	Zwirko 19-104 rushing & 1 TD; Hart 11-46 rushing & 3 TDs; CLEM RB Yauger 31-141 rushing; Davies INT ends CLEM final drive at Duke 26 (4th)
N 15	Virginia Tech	N ¹	L	12-48	23,000	VT RB Tiberio 10-170 rushing & 1 TD; VT RB Edwards 14-105 rushing & 3 TDs; Zwirko 14-61 rushing & 1 TD; VT 469 rushing yards
N 22	North Carolina	H	W	17-13	44,000	Phelan recovers UNC onside kick attempt (0:50; 4th); Chesson 53-yard TD rush on "shoestrung play" (0:30; 3rd); Total offense: Duke 298, UNC 460

N¹ Norfolk, Va.

	1st	2nd	3rd	4th	OT	Total
Duke	37	28	36	60	-	161
Opponents	34	70	42	78	-	224

TEAM STATISTICS

	Duke	Opponents
SCORING	161	224
Points Per Game	16.1	22.4
FIRST DOWNS	181	197
Rushing	79	136
Passing	90	53
Penalty	12	8

RUSHING YARDAGE

	Duke	Opponents
Yards gained rushing	1,742	3,105
Yards lost rushing	432	195
Rushing Attempts	440	597
Average Per Rush	3.4	4.9
Average Per Game	131.0	291.0
TDs Rushing	15	-

PASSING YARDAGE

	Duke	Opponents
Comp-Att-Int	153-283-11	71-159-10
Average Per Pass	6.1	7.0
Average Per Catch	11.3	15.2
Average Per Game	172.5	111.2
TDs Passing	6	11

TOTAL OFFENSE

	Duke	Opponents
Total Plays	723	756
Average Per Play	4.2	5.3
Average Per Game	303.5	402.2

KICK RETURNS: #-Yards 38-649 36-596

PUNT RETURNS: #-Yards 20-260 22-164

INT RETURNS: #-Yards 10-101 11-75

KICK RETURN AVERAGE 17.1 16.6

PUNT RETURN AVERAGE 13.0 7.5

INT RETURN AVERAGE 10.1 6.8

FUMBLES-LOST 20-10 25-15

PENALTIES-Yards 50-508 61-634

Average Per Game 50.8 63.4

PUNTS-Yards 65-2,436 53-1,983

Average Per Punt 37.5 37.4

Net punt average - -

KICKOFFS-Yards - -

Average Per Kick - -

Net kick average - -

TIME OF POSSESSION/Game - -

3RD-DOWN Conversions - -

3rd-Down Pct - -

4TH-DOWN Conversions - -

4th-Down Pct - -

SACKS BY-Yards - -

TOUCHDOWNS SCORED 22 28

FIELD GOALS-ATTEMPTS 4-9 11-14

ON-SIDE KICKS - -

RED-ZONE SCORES - -

RED-ZONE TOUCHDOWNS - -

PAT-ATTEMPTS (16-22) 73% (22-28) 78%

RUSHING

Player	G	Att	Gain	Loss	Net	Avg	TD	Lg	Avg/G
B. Zwirko	-	94	513	9	504	5.4	4	-	-
J. Cappellano	-	71	318	1	317	4.5	1	-	-
P. Asack	-	66	233	4	229	3.5	2	-	-
W. Chesson	-	21	162	43	119	5.7	1	53	-
R. McDow	-	18	94	1	93	5.2	0	-	-
D. Baglien	-	20	71	0	71	3.5	0	-	-
R. Hepler	-	7	17	0	17	2.4	0	-	-
D. Satyshur	-	34	83	93	-10	-0.3	0	-	-
L. Hart	-	109	251	281	-30	-0.3	7	-	-

PASSING

Player	G	Effic	C-A-I	Pct	Yds	TD	Lg	Avg/G
L. Hart	-	-	145-268-9	.542	1,642	5	59	-
D. Satyshur	-	-	8-14-1	.572	83	1	-	-
W. Chesson	-	-	0-1-0	.000	0	0	-	-

RECEIVING

Player	G	No.	Yds	Avg	TD	Lg	Avg/G
M. Courtillet	-	45	489	10.9	2	-	-
W. Chesson	-	43	525	12.4	3	-	-
J. Dearth	-	20	261	13.0	0	-	-
J. Cappellano	-	18	188	10.4	0	-	-
R. Hepler	-	12	127	10.6	1	-	-
D. Baglien	-	6	45	7.5	0	-	-
B. Zwirko	-	4	20	5.0	0	-	-
B. Bochow	-	3	44	14.7	0	-	-
R. McDow	-	2	26	13.0	0	-	-

SCORING

Player	TD	FG	Kick	Rush	Rcv	Pass	Dxp	Saf	Pts
L. Hart	7	0-0	0-0	0-0	0	0-1	-	0	42
D. Pugh	0	4-9	15-19	0-1	0	0-0	-	0	27
W. Chesson	4	0-0	0-0	0-0	0	0-0	-	0	24
B. Zwirko	4	0-0	0-0	0-0	0	0-0	-	0	24
P. Asack	2	0-0	0-0	0-0	0	0-0	-	0	12
M. Courtillet	2	0-0	0-0	0-0	0	0-0	-	0	12
J. Cappellano	1	0-0	0-0	0-0	0	0-0	-	0	6
R. Hepler	1	0-0	0-0	0-0	0	0-0	-	0	6
E. Jackson	1	0-0	0-0	0-0	0	0-0	-	0	6
J. Dearth	0	0-0	0-0	1-1	0	0-0	-	0	2
D. Satyshur	0	0-0	0-0	0-0	0	0-1	-	0	0

PUNTING

Player	No.	Yds	Avg	Lg	TB	FC	i20	50+	Blk
W. Chesson	64	2,405	37.6	58	-	-	-	-	0
M. Davies	1	31	31.0	31	-	-	-	-	0

KICKOFF RETURNS

Player	No.	Yds	Avg	TD	Lg
B. Zwirko	22	407	18.5	0	-
D. Baglien	5	112	22.4	0	30
W. Chesson	3	47	15.7	0	-
M. Davies	3	36	12.0	0	-
W. McKee	2	24	12.0	0	-
R. Hepler	1	8	8.0	0	8
J. Dearth	1	8	8.0	0	8
R. Searl	1	7	7.0	0	7

PUNT RETURNS

Player	No.	Yds	Avg	TD	Lg
R. Searl	13	115	8.8	0	-
B. Zwirko	6	62	10.3	0	-
E. Jackson	1	83	83.0	1	83
M. Davies	1	0	0.0	0	-

INTERCEPTIONS

Player	No.	Yds	Avg	TD	Lg
R. Searl	4	92	23.0	0	41
E. Jackson	4	2	0.5	0	-
D. Trice	1	7	7.0	0	7
M. Davies	1	0	0.0	0	-

FIELD GOALS

Player	FGM-A	Pct	1-9	20-29	30-39	40-49	50+	Lg	Blk
D. Pugh	4-9	.444	-	-	-	-	-	-	-

TOTAL OFFENSE LEADERS

Player	G	Plays	Rush	Pass	Total	Avg/G
L. Hart	-	-	-30	1,642	1,612	-
B. Zwirko	-	-	504	0	504	-

ALL PURPOSE YARDAGE LEADERS

Player	G	Rush	Rec	PR	KOR	IR	Total	Avg/G
B. Zwirko	-	504	20	62	407	0	993	-
W. Chesson	-	119	525	0	47	0	691	-

TACKLE LEADERS

Player	G	UA	A	Tot	TFL/Yds	Sacks/Yds	PBU
-	-	-	-	-	-	-	-

CAUSED FUMBLES

-	-
---	---

FUMBLE RECOVERIES

C. Rawley 3, M. Davies 2, B. Mills 2, R. Searl 2, M. Courtillet 1, J. Dearth 1, J. Kiefer 1, F. Rojas 1, L. Murdock 1, B. Zwirko 1

1970

Overall Record: 6-5 ACC: 5-2 (2nd)

Head Coach: Tom Harp

Assistant Coaches: Jacque Hetrick (OC/OB), George Hill (DC/LB), Carmen Falcone (Asst. DL), Alex Gibbs (DB), Harold Hunter (OL), Stan Crisson (WR/Passing), Ron Snyder (DL), Bob Cox (Assistant), Herschel Caldwell (Assistant), John Gutekunst (Freshman)

Starting Lineup: **OFFENSE:** QB Leo Hart, FB Steve Jones, TB Bill Thompson, FL Wes Chesson, E Brad Evans, E Bill Baker, OT Willie Clayton, OT Ed Newman, C Dale Grimes, OG Bob Fitch, OG Fred Rojas; **DEFENSE:** DL Bob Shinn, DL Bruce Mills, DL Thomas Harris, DL Curt Rawley, LB Dick Biddle, LB Phil Asack, LB Lanny Murdock, DB John Cappellano, DB Rich Searl, DB Ernie Jackson, DB Mike Davies; **SPECIAL TEAMS:** K David Wright & David Pugh, P Wes Chesson

Captains: Dick Biddle & Leo Hart | Team MVP: Leo Hart

All-ACC: Dick Biddle, Wes Chesson, Leo Hart, Bruce Mills, Rich Searl

All-America: Dick Biddle, Wes Chesson, Leo Hart, Bruce Mills, Rich Searl | Academic All-America: Curt Rawley

Miscellaneous Awards: -

S 12	Florida	N ¹	L	19-21	53,841	FLA QB Reeves 14-27, 230 yards; FLA RB Durrance 22-56 rushing & 2 TDs; Jones 13-104 rushing & 1 TD; Hart 21-36, 228 yards & 1 TD
S 19	Maryland	H	W	13-12	12,877	Wright GW 45-yard FG (0:01; 4th); Hart 24-38, 254 yards & 1 TD; Chesson 10-93 receiving; MD WR Seymore 6-138 receiving & 1 TD
S 26	Virginia	H	W	17-7	24,478	Jones 32-112 rushing & 1 TD; Chesson 8-106 receiving; 1st downs: Duke 25, UVA 10; Total offense: Duke 452, UVA 253; Halftime: UVA, 7-3
O 3	Ohio State (-/)	A	L	10-34	86,123	OHST RB Hayden 26-165 rushing; OHST RB Brockington 28-117 rushing & 1 TD; Total offense: Duke 249, OHST 481; Halftime: OHST, 6-3
O 10	West Virginia (-/II)	A	W	21-13	35,000	Jones 22-98 rushing & 2 TDs; Thompson 23-93 rushing; WVU RB E. Williams 24-99 rushing; Total offense: Duke 318, WVU 273
O 17	N.C. State	A	W	22-6	26,400	Jones 18-74 rushing & 1 TD; Thompson 15-69 rushing; Wright 51-yard FG; Biddle & Searl 1 INT each; Total offense: Duke 273, NCS 167
O 24	Clemson	A	W	21-10	30,000	Jones 38-171 rushing + 2-21 receiving & 1 TD; Chesson 13-149 receiving; Total offense: Duke 546, CLEM 316; Halftime: CLEM, 10-7
O 31	Georgia Tech	H	L	16-24	32,650	GT DB Beavers 75-yard INT return for TD (0:40; 4th); Thompson 3-74 rushing & 1 TD (73); Chesson 8-142 receiving; Total offense: Duke 420, GT 345
N 7	Wake Forest	H	L	14-28	28,600	WF RB Garrett 23-141 rushing & 2 TDs; WF QB Russell 179 total yards; Hart 2 rushing TDs; Total offense: Duke 330, WF 425; Duke 5 TDs
N 14	South Carolina	A	W	42-38	42,454	Bosetti GW 2-yard TD run (2:00; 4th); Murdock INT ends SCAR final drive (1:05; 4th); Bosetti 42-138 rushing & 3 TDs; Chesson 10-189 receiving & 2 TDs
N 21	North Carolina	A	L	34-59	48,600	UNC RB McCauley 47-279 rushing & 5 TDs; Chesson 5-150 receiving & 1 TD (63); 1st downs: Duke 13, UNC 26; Total offense: Duke 356, UNC 616

N¹ Jacksonville, Fla.

	1st	2nd	3rd	4th	OT	Total
Duke	13	60	60	96	-	229
Opponents	51	73	80	48	-	252

TEAM STATISTICS

	Duke	Opponents
SCORING	229	252
Points Per Game	20.8	22.9
FIRST DOWNS	235	201
Rushing	103	126
Passing	113	67
Penalty	19	8
RUSHING YARDAGE	1,884	2,458
Yards gained rushing	2,153	2,595
Yards lost rushing	269	137
Rushing Attempts	546	578
Average Per Rush	3.5	4.3
Average Per Game	171.2	223.4
TDs Rushing	18	24
PASSING YARDAGE	2,265	1,443
Comp-Att-Int	184-317-14	105-225-21
Average Per Pass	7.1	6.4
Average Per Catch	12.3	13.7
Average Per Game	205.9	131.2
TDs Passing	10	6
TOTAL OFFENSE	4,149	3,901
Total Plays	863	803
Average Per Play	4.8	4.9
Average Per Game	377.2	354.6
KICK RETURNS: #-Yards	39-751	43-819
PUNT RETURNS: #-Yards	34-365	18-200
INT RETURNS: #-Yards	21-	14-
KICK RETURN AVERAGE	19.2	19.0
PUNT RETURN AVERAGE	10.7	11.1
INT RETURN AVERAGE	-	-
FUMBLES-LOST	27-16	18-9
PENALTIES-Yards	42-410	56-582
Average Per Game	37.3	52.9
PUNTS-Yards	53-2,035	57-2,229
Average Per Punt	38.4	39.1
Net punt average	-	-
KICKOFFS-Yards	-	-
Average Per Kick	-	-
Net kick average	-	-
TIME OF POSSESSION/Game	-	-
3RD-DOWN Conversions	-	-
3rd-Down Pct	-	-
4TH-DOWN Conversions	-	-
4th-Down Pct	-	-
SACKS BY-Yards	-	-
TOUCHDOWNS SCORED	28	30
FIELD GOALS-ATTEMPTS	11-25	6-13
ON-SIDE KICKS	-	-
RED-ZONE SCORES	-	-
RED-ZONE TOUCHDOWNS	-	-
PAT-ATTEMPTS	(24-28) 86%	-

RUSHING

Player	G	Att	Gain	Loss	Net	Avg	TD	Lg	Avg/G
S. Jones	-	203	866	12	854	4.3	8	38	-
B. Thompson	-	99	469	12	457	4.6	1	73	-
A. Bosetti	-	61	226	5	221	3.6	0	30	-
L. Hart	-	103	275	196	79	0.8	4	25	-
W. Chesson	-	24	110	27	83	3.4	3	17	-
D. Satyshur	-	22	88	9	79	3.6	0	13	-
B. Zwirko	-	15	52	2	50	3.3	0	13	-
J. Johnston	-	13	51	2	49	3.7	0	8	-
B. Evans	-	3	5	4	1	0.3	1	3	-
R. Searl	-	1	5	0	5	5.0	0	5	-
T. Ussery	-	1	3	0	3	3.0	1	3	-
N. Baydoun	-	1	3	0	3	3.0	0	3	-

PASSING

Player	G	Effic	C-A-I	Pct	Yds	TD	Lg	Avg/G
L. Hart	-	-	180-308-12	.584	2,236	7	-	-
D. Satyshur	-	-	2-6-1	.333	22	1	-	-
B. Evans	-	-	2-2-0	1.000	7	2	-	-
S. Jones	-	-	0-1-1	.000	0	0	-	-

RECEIVING

Player	G	No.	Yds	Avg	TD	Lg	Avg/G
W. Chesson	-	74	1,080	14.6	3	65	-
B. Baker	-	27	294	10.9	1	28	-
S. Jones	-	22	223	10.1	2	20	-
B. Evans	-	21	214	10.2	1	26	-
D. Satyshur	-	19	280	14.7	2	36	-
D. Phelan	-	8	79	9.8	1	26	-
J. Johnston	-	4	57	5.2	0	21	-
A. Bosetti	-	4	7	1.7	0	7	-
B. Thompson	-	3	16	5.3	0	12	-
T. Ussery	-	1	15	15.0	0	15	-
N. Baydoun	-	1	0	0.0	0	-	-

SCORING

Player	TD	FG	Kick	Rush	Rcv	Pass	Dxp	Saf	Pts
S. Jones	10	0-0	0-0	0-0	0	0-0	-	-	60
D. Pugh	0	6-10	18-20	0-0	0	0-0	-	-	36
A. Bosetti	4	0-0	0-0	0-0	0	0-0	-	-	24
L. Hart	3	0-0	0-0	1	0	0-0	-	-	20
W. Chesson	3	0-0	0-0	0-0	0	1	-	-	20
D. Wright	0	5-15	2-2	0-0	0	0-0	-	-	17
D. Satyshur	2	0-0	0-0	0-0	0	1	-	-	14
B. Evans	2	0-0	0-0	0-0	0	0-0	-	-	12
B. Thompson	1	0-0	0-0	0-0	0	1	-	-	8
T. Ussery	1	0-0	0-0	0-0	0	0-0	-	-	6
D. Phelan	1	0-0	0-0	0-0	0	0-0	-	-	6
B. Baker	1	0-0	0-0	0-0	0	0-0	-	-	6

PUNTING

Player	No.	Yds	Avg	Lg	TB	FC	i20	50+	Blk
W. Chesson	36	1,353	37.6	52	-	-	-	-	0
S. Jones	15	643	42.9	53	-	-	-	-	1
M. Davies	1	39	39.0	39	-	-	-	-	0

KICKOFF RETURNS

Player	No.	Yds	Avg	TD	Lg
S. Jones	15	366	24.4	0	35
R. Searl	7	129	18.3	0	24
R. Leiby	7	95	13.5	0	17
E. Jackson	3	53	17.6	0	22
B. Evans	3	44	14.6	0	16
B. Baker	2	25	12.5	0	20
T. Ussery	1	22	22.0	0	22
M. Davies	1	17	17.0	0	17

PUNT RETURNS

Player	No.	Yds	Avg	TD	Lg
R. Searl	27	222	8.2	0	20
E. Jackson	5	112	22.4	0	69
J. Cappellano	1	39	39.0	0	39
M. Davies	1	0	0.0	0	-

INTERCEPTIONS

Player	No.	Yds	Avg	TD	Lg
R. Searl	7	78	11.1	0	-
M. Davies	3	12	4.0	0	-
D. Biddle	2	38	19.0	0	-
P. Asack	2	15	7.5	0	-
L. Murdock	2	10	5.0	0	-
R. Leiby	1	83	83.0	0	83
B. Hanenberg	1	16	16.0	0	16
B. Mills	1	0	0.0	0	-
M. Peck	1	0	0.0	0	-

FIELD GOALS

Player	FGM-A	Pct	1-19	20-29	30-39	40-49	50+	Lg	Blk
D. Pugh	6-10	.600	-	-	-	-	-	-	-
D. Wright	5-15	.333	-	-	-	-	-	-	-

TOTAL OFFENSE LEADERS

Player	G	Plays	Rush	Pass	Total	Avg/G
L. Hart	-	-	79	2,236	2,315	-
S. Jones	-	-	854	-	854	-

ALL PURPOSE YARDAGE LEADERS

Player	G	Rush	Rec	PR	KOR	IR	Total	Avg/G
-	-	-	-	-	-	-	-	-

TACKLE LEADERS

Player	G	UA	A	Tot	TFL/Yds	Sacks/Yds	PBU
-	-	-	-	-	-	-	-

CAUSED FUMBLES

-

FUMBLE RECOVERIES

J. Cappellano 2, E. Jackson 2, R. Parris 1, M. Peck 1, R. Searl 1, B. Shinn 1, J. Tomanchek 1

1971

Overall Record: 6-5 ACC: 2-3 (13rd)

Head Coach: Mike McGee

Assistant Coaches: Max Urlick (OB), Bob Bossons (OL), Marty Pierson (WR), Jerry McGee (DB), Larry Thompson (LB), Joe Robinson (DL)

Starting Lineup: **OFFENSE:** QB Dennis Satyshur, RB Steve Jones, C Dale Grimes, G Willie Clayton, G Gary Heady, T John Dull, T Brad Evans, E Bill Baker, E Dan Phelan, RB Bob Zwirko, SE Brad Evans; **DEFENSE:** DE Melvin Parker, DE Jerry Giffin, DT Bob Parrish, DT Ed Newman, DT Bruce Mills, LB Paul Johnstone, LB Lanny Murdock, DB Bill Hanenberg, DB Ernie Jackson, DB Rich Searl, DB Mike Davies; **SPECIAL TEAMS:** K David Wright, P Ernie Jackson

Captains: Rich Searl, Lanny Murdock & Dennis Satyshur | Team MVP: Ernie Jackson

All-ACC: Bill Hanenberg¹, Ernie Jackson¹, Ed Newman¹, Rich Searl¹

All-America: Ernie Jackson², Ed Newman^{1M}, Rich Searl^{1M} | Academic All-America: -

Miscellaneous Awards: ACC Player of the Year (Ernie Jackson)

S 11	Florida	N ¹	W	12-6	51,677	Jones 40-204 rushing; Total offense: Duke 288, FLA 353; Wright 4 FGs; Duke defense 3 INTs & 3 FRs; FLA QB Reaves 253 yards passing
S 18	South Carolina (-/19)	H	W	28-12	35,113	Jones 37-125 rushing & 2 TDs; Jackson 30-yard INT return for TD + 74-yard PR for TD; Total offense: Duke 180; SCAR 294; Duke defense 3 INTs
S 25	Virginia (20/-)	A	W	28-0	18,500	Jones 23-140 rushing & 2 TDs; Satyshur 5-5, 61 yards; Halftime: Duke, 7-0; Total offense: Duke 283, UVA 271; UVA 6 TOs; Hanenberg 2 INTs
O 2	Stanford (19/10)	A	W	9-3	61,000	Jackson 54-yard INT return for TD; Thompson 13-50 rushing; Zwirko 11-46 rushing; Jones DNP (injury); Total offense: Duke 139, STAN 362
O 9	Clemson (14/-)	N	L	0-3	20,000	CLEM K Siegler 39-yard FG (:10; 3rd); TDs: Duke 4, CLEM 2; Searl 18-53 rushing; Satyshur 8-17, 130 yards; Total offense: Duke 242, CLEM 225
O 16	N.C. State	H	W	41-13	28,174	Thompson 21-125 rushing & 2 TDs; Satyshur 7-10, 133 yards & 1 TD + 1 TD rush; Halftime: Duke, 28-7; Total offense: Duke 366, NCS 248
O 23	Navy (10/-)	A	L	14-15	24,844	NAVY K Lanning GW PAT after FB Pease 3-yard TD pass from QB Stuvek (:29; 4th); Jackson 17-83 rushing & 1 TD; Duke 7 TOs
O 30	Georgia Tech	A	L	0-21	49,886	GT RB Lang 14-68 rushing & 2 TDs; GT RB Horne 20-114 rushing; Jones 23-123 rushing; Duke 3 TOs; Total offense: Duke 260, GT 366
N 6	West Virginia	H	W	31-15	30,150	Johnston 24-123 rushing; Jones 26-98 rushing & 2 TDs; Jackson 14-76 rushing; Total offense: Duke 409, WVU 320; Duke defense 5 INTs
N 13	Wake Forest	A	L	7-23	32,000	WF RB Garrett 18-131 & 2 TDs; WF 23 points in 3rd quarter; Halftime: Duke, 7-0; Total offense: Duke 292, WF 350; Duke 3 TOs
N 20	North Carolina	H	L	0-38	51,500	UNC RB Jolley 24-159 rushing & 3 TDs; Jones 18-79 rushing; Searl 8-24, 111 yards + 32-67 rushing; Total offense: Duke 274, UNC 376

N¹ Tampa, Fla.

	1st	2nd	3rd	4th	Total
Duke	43	59	31	37	170
Opponents	0	34	64	51	149

TEAM STATISTICS

	Duke	Opponents
SCORING	170	149
Points Per Game	15.5	13.5
FIRST DOWNS	156	194
Rushing	106	101
Passing	44	84
Penalty	6	9
RUSHING YARDAGE	2,174	1,748
Yards gained rushing	2,492	2,135
Yards lost rushing	318	387
Rushing Attempts	598	537
Average Per Rush	3.6	3.3
Average Per Game	197.6	158.9
TDs Rushing	17	11
PASSING YARDAGE	907	1,665
Comp-Att-Int	61-138-13	133-263-20
Average Per Pass	6.6	6.3
Average Per Catch	14.9	12.5
Average Per Game	82.4	151.3
TDs Passing	2	7
TOTAL OFFENSE	3,081	3,413
Total Plays	736	800
Average Per Play	4.2	4.3
Average Per Game	280.1	310.2
KICK RETURNS: #-Yards	31-609	33-643
PUNT RETURNS: #-Yards	34-317	27-136
INT RETURNS: #-Yards	-	-
KICK RETURN AVERAGE	19.6	19.4
PUNT RETURN AVERAGE	9.3	5.0
INT RETURN AVERAGE	-	-
FUMBLES-LOST	29-15	29-15
PENALTIES-Yards	54-443	42-435
Average Per Game	40.3	39.5
PUNTS-Yards	66-2,399	63-2,289
Average Per Punt	36.3	36.3
Net punt average	-	-
KICKOFFS-Yards	-	-
Average Per Kick	-	-
Net kick average	-	-
TIME OF POSSESSION/Game	-	-
3RD-DOWN Conversions	-	-
3rd-Down Pct	-	-
4TH-DOWN Conversions	-	-
4th-Down Pct	-	-
SACKS BY-Yards	-	-
TOUCHDOWNS SCORED	22	18
FIELD GOALS-ATTEMPTS	6-13	6-13
ON-SIDE KICKS	-	-
RED-ZONE SCORES	-	-
RED-ZONE TOUCHDOWNS	-	-
PAT-ATTEMPTS	(20-22) 91%	(14-18) 78%

RUSHING

Player	G	Att	Gain	Loss	Net	Avg	TD	Lg	Avg/G
S. Jones	7	193	886	25	861	4.5	6	35	123.0
E. Jackson	-	65	375	15	360	5.5	5	83	-
W. Thompson	-	67	341	0	341	5.0	4	63	-
J. Johnston	-	82	297	11	286	3.4	0	18	-
R. Searl	11	75	275	89	186	2.5	1	21	16.9
A. Bosetti	-	12	29	6	23	1.9	0	6	-
R. McDow	-	3	25	9	16	5.3	0	11	-
G. Garvin	-	3	6	0	6	2.0	0	3	-
J. Forbis	-	1	2	0	2	2.0	0	2	-
J. Spoganetz	-	5	14	17	-3	-0.6	0	12	-
D. Satyshur	9	60	105	146	-41	-0.7	1	13	-4.6

PASSING

Player	G	Effic	C-A-I	Pct	Yds	TD	Lg	Avg/G
D. Satyshur	9	-	41-84-8	.488	631	2	-	70.1
R. Searl	11	-	16-47-4	.340	221	0	-	20.1
S. Jones	7	-	3-4-0	.750	44	0	-	6.3
J. Spoganetz	-	-	1-3-1	.333	11	0	-	-

RECEIVING

Player	G	No.	Yds	Avg	TD	Lg	Avg/G
D. Phelan	-	17	273	16.0	0	28	-
B. Baker	-	17	238	14.0	0	26	-
R. McDow	-	8	99	12.4	1	18	-
B. Evans	-	5	114	22.8	1	35	-
G. Garvin	-	3	34	11.3	0	19	-
S. Jones	7	3	4	1.3	0	3	0.6
T. Chambers	-	2	41	20.5	0	21	-
W. Thompson	-	2	34	17.0	0	20	-
J. Johnston	-	2	21	10.5	0	18	-
R. Searl	11	1	28	28.0	0	28	2.5
E. Jackson	-	1	21	21.0	0	21	-

SCORING

Player	TD	FG	Kick	Rush	Rcv	Pass	Dxp	Saf	Pts
E. Jackson	8	0-0	0-0	0-0	0	0-0	-	-	48
D. Wright	0	6-13	20-22	0-0	0	0-0	-	-	38
S. Jones	6	0-0	0-0	0-0	0	0-0	-	-	36
W. Thompson	4	0-0	0-0	0-0	0	0-0	-	-	24
B. Evans	1	0-0	0-0	0-0	0	0-0	-	-	6
R. McDow	1	0-0	0-0	0-0	0	0-0	-	-	6
D. Satyshur	1	0-0	0-0	0-0	0	0-0	-	-	6
R. Searl	1	0-0	0-0	0-0	0	0-0	-	-	6

PUNTING

Player	No.	Yds	Avg	Lg	TB	FC	i20	50+	Bk
S. Jones	25	932	37.2	56	-	-	-	-	1
M. Davies	25	827	33.1	51	-	-	-	-	0
C. Munday	15	640	42.6	52	-	-	-	-	0

KICKOFF RETURNS

Player	No.	Yds	Avg	TD	Lg
E. Jackson	15	356	23.7	0	43
J. Johnston	7	106	15.1	0	21
B. Hanenberg	4	85	21.2	0	29
W. Thompson	2	37	18.5	0	27
R. Searl	1	24	24.0	0	24
J. Politan	1	1	1.0	0	1
B. Baker	1	0	0.0	0	0

PUNT RETURNS

Player	No.	Yds	Avg	TD	Lg
E. Jackson	18	175	9.7	1	74
R. Searl	15	142	9.4	0	28
R. Lebbey	1	0	0.0	0	0

INTERCEPTIONS

Player	No.	Yds	Avg	TD	Lg
B. Hanenberg	5	75	15.0	0	-
M. Davies	5	35	7.2	0	-
R. Searl	5	27	5.4	0	-
E. Jackson	4	84	21.0	2	-
R. Fitch	1	27	27.0	0	-

FIELD GOALS

Player	FGM-A	Pct	1-19	20-29	30-39	40-49	50+	Lg	Bk
D. Wright	6-13	.461	-	-	-	-	-	-	-

TOTAL OFFENSE LEADERS

Player	G	Plays	Rush	Pass	Total	Avg/G
S. Jones	7	-	44	861	905	129.3
D. Satyshur	9	-	631	-41	590	65.6
R. Searl	11	-	221	186	407	37.0

ALL PURPOSE YARDAGE LEADERS

Player	G	Rush	Rec	PR	KOR	IR	Total	Avg/G
-	-	-	-	-	-	-	-	-

TACKLE LEADERS

Player	G	UA	A	Tot	TFL/Yds	Sacks/Yds	PBU
-	-	-	-	-	-	-	-

CAUSED FUMBLES

-

FUMBLE RECOVERIES

M. Davies 3, R. Chambers 2, R. Fitch 2, J. Giffin 2, B. Hanenberg 1, T. Harris 1, J. Johnston 1, L. Murdock 1, B. Parrish 1, J. Ricca 1

1972

Overall Record: 5-6 ACC: 3-3 (4th)

Head Coach: Mike McGee

Assistant Coaches: Jerry McGee (DC/DB), Bob Bossons (OL), John Gutekunst (DE), Joe Robinson (DL), Larry Thompson (LB), Max Urick (OB), Eddie Wilson (OB/WR), John McNabb (RC)

Starting Lineup: **OFFENSE:** QB Mark Johnson, FB Mike Bomgardner, TB Steve Jones, SE Mark Landon, TE Rich Brienza, FL Tom Chambers, OT Stuart Todd, OT Willie Clayton, C Dale Grimes, OG Gary Heady, OG Bruce Snyder; **DEFENSE:** DE Ernie Clark, DE Melvin Parker, DT John Ricca, DT Ed Newman, DT Bob Parrish, MLB Keith Stoneback, DLB Jim Horning, LB Winslow Stillman, CB Ronnie Hoots, CB Bill Hanenberg, S Buster Cox

Captains: Dale Grimes, Bill Hanenberg & Steve Jones | Team MVP: Steve Jones

All-ACC: Dale Grimes¹, Bill Hanenberg¹, Steve Jones¹, Ed Newman¹, Melvin Parker¹

All-America: Dale GrimesTM, Bill HanenbergTM, Steve Jones³, Ed NewmanTM | Academic All-America: -

Miscellaneous Awards: ACC Player of the Year (Steve Jones), ACC Brian Piccolo Award (Mark Johnson)

S 9	Alabama (-/7)	N ¹	L	12-35	71,281	ALA RB Spivey 11-73 rushing & 1 TD; Albright 8-13, 103 yards & 2 TDs; Halftime: ALA, 14-12; Total offense: Duke 310, ALA 406
S 16	Washington (-/12)	A	L	6-14	59,200	WASH FB Taggares 10-55 rushing & 1 TD; Johnson 16-47 rushing; Total offense: Duke 230, WASH 272; Stoneback & Stillman 11 tackles each
S 23	Stanford (-/19)	H	L	6-10	24,600	STAN RB Sanderson 15-53 rushing; Jones 34-123 rushing; Total offense: Duke 202, STAN 168; TOs: Duke 5, STAN 4
S 30	Virginia	H	W	37-13	20,806	Jones 28-188 rushing & 3 TDs (175 yards in 1st half); Spears 6-9, 64 yards & 2 TDs; Halftime: Duke, 30-0; Duke defense 3 INTs & 2 FRs
O 7	N.C. State	A	L	0-17	38,200	NCS RB Fritts 24-133 rushing & 2 TDs; NCS QB Shaw 6-9, 64 yards; Jones 26-108 rushing; Total offense: Duke 330, NCS 321
O 14	Clemson	A	W	7-0	33,000	Jones 14-66 rushing; Bomgardner 13-53 rushing & 1 TD; Duke defense 2 INTs & 2 FRs; CLEM offense 1 drive inside Duke 35 (FGA)
O 21	Maryland	H	W	20-14	21,300	Johnson 5-8, 54 yards & 1 TD + 19-114 rushing & 1 TD; MD QB Avellini 314 passing yards & 2 TDs; Duke defense 2 INTs in 4th quarter
O 28	Navy	A	W	17-16	26,000	Parker stops NAVY QB Glenn PAT rush attempt (1:15; 4th) & Duke recovers ensuing onside kick attempt; Jones 36-148 rushing; NAVY 453 yards
N 4	Georgia Tech	H	W	20-14	37,300	Jones 38-149 rushing; Johnson 9-15, 156 yards + 2 rushing TDs; Total offense: Duke 371, GT 260; TOs: Duke 3, GT 4
N 11	Wake Forest	H	L	7-9	18,025	WF RB Garrett GW 28-yard TD rush (:54; 4th); WF HC Harper fired on Monday prior to the game; Jones 37-201 rushing & 1 TD; Duke 3 TOs
N 18	North Carolina	A	L	0-14	47,000	UNC WR Taylor GW 17-yard TD pass from QB Vidnovic (8:59; 4th); Jones 24-99 rushing; Total offense: Duke 165, UNC 194; Duke 7 TOs

N¹ Birmingham, Ala.

	1st	2nd	3rd	4th	Total
Duke	31	58	21	22	132
Opponents	27	14	48	67	156

TEAM STATISTICS

	Duke	Opponents
SCORING	132	156
Points Per Game	12.0	14.1
FIRST DOWNS	174	185
Rushing	114	110
Passing	49	66
Penalty	11	9

RUSHING YARDAGE

	Duke	Opponents
Yards gained rushing	2,616	2,120
Yards lost rushing	295	306
Rushing Attempts	611	511
Average Per Rush	3.8	3.5
Average Per Game	211.0	164.9
TDs Rushing	13	12

PASSING YARDAGE

	Duke	Opponents
Comp-Att-Int	68-161-17	113-217-16
Average Per Pass	5.4	6.6
Average Per Catch	12.8	12.8
Average Per Game	78.8	131.1
TDs Passing	6	9

TOTAL OFFENSE

	Duke	Opponents
Total Plays	772	728
Average Per Play	4.1	4.5
Average Per Game	289.8	296.1

KICK RETURNS: #-Yards 30-522 31-634

PUNT RETURNS: #-Yards 47-503 33-331

INT RETURNS: #-Yards 16-168 -

KICK RETURN AVERAGE 17.4 20.4

PUNT RETURN AVERAGE 10.7 10.0

INT RETURN AVERAGE 10.5 -

FUMBLES-LOST 31-17 29-19

PENALTIES-Yards 56-539 61-553

Average Per Game 49.0 50.3

PUNTS-Yards 67-2,771 64-2,559

Average Per Punt 41.3 39.9

Net punt average - -

KICKOFFS-Yards - -

Average Per Kick - -

Net kick average - -

TIME OF POSSESSION/Game - -

3RD-DOWN Conversions - -

3rd-Down Pct - -

4TH-DOWN Conversions - -

4th-Down Pct - -

SACKS BY-Yards - -

TOUCHDOWNS SCORED 19 21

FIELD GOALS-ATTEMPTS 1-6 4-10

ON-SIDE KICKS - -

RED-ZONE SCORES - -

RED-ZONE TOUCHDOWNS - -

PAT-ATTEMPTS (11-19) 58% (18-21) 95%

RUSHING

Player	G	Att	Gain	Loss	Net	Avg	TD	Lg	Avg/G
S. Jones	-	287	1,271	35	1,236	4.3	6	33	-
M. Johnson	-	114	569	107	462	4.0	4	68	-
M. Bomgardner	-	67	296	0	296	4.5	2	19	-
G. Garvin	-	33	120	5	115	3.5	1	13	-
L. Martinez	-	18	117	3	114	6.3	0	30	-
H. Spears	-	17	64	25	39	2.3	0	13	-
W. Thompson	-	14	36	2	34	2.4	0	6	-
M. Landon	-	5	22	11	11	2.2	0	11	-
W. Maloney	-	5	10	1	9	1.8	0	4	-
J. Haldeman	-	2	8	0	8	4.0	0	5	-
D. Kraft	-	1	4	0	4	4.0	0	4	-
R. Leiby	-	3	1	4	-3	-1.0	0	1	-
R. Albright	-	45	98	102	-4	-0.1	0	9	-

PASSING

Player	G	Effic	C-A-I	Pct	Yds	TD	Lg	Avg/G
M. Johnson	-	-	30-69-7	.434	380	1	-	-
R. Albright	-	-	24-61-5	.393	316	3	-	-
H. Spears	-	-	13-25-3	.520	154	2	-	-
D. Kraft	-	-	1-4-1	.250	17	0	-	-
S. Jones	-	-	0-2-1	.000	0	0	-	-

RECEIVING

Player	G	No.	Yds	Avg	TD	Lg	Avg/G
M. Landon	-	16	206	12.8	1	29	-
R. Brienza	-	14	198	14.1	2	23	-
T. Chambers	-	11	133	12.0	1	18	-
C. Munday	-	8	168	21.0	1	54	-
M. Manuel	-	4	64	16.0	0	21	-
G. Garvin	-	4	36	9.0	0	13	-
S. Jones	-	4	18	4.5	0	9	-
J. Haldeman	-	2	17	8.5	0	14	-
M. Bomgardner	-	2	2	1.0	1	8	-
M. Johnson	-	1	9	9.0	0	9	-
W. Thompson	-	1	9	9.0	0	9	-
L. Martinez	-	1	7	7.0	0	7	-

SCORING

Player	TD	FG	Kick	Rush	Rcv	Pass	Dxp	Saf	Pts
S. Jones	6	0-0	0-0	0-1	0	0-0	-	0	36
M. Johnson	4	0-0	0-0	1-1	0	0-0	-	0	26
M. Bomgardner	3	0-0	0-0	0-0	0	0-0	-	0	18
R. Brienza	2	0-0	0-0	0-0	0	0-0	-	0	12
H. Bayless	0	1-3	8-11	0-0	0	0-0	-	0	11
M. Landon	1	0-0	0-0	0-0	0	0-0	-	0	6
T. Chambers	1	0-0	0-0	0-0	0	0-0	-	0	6
C. Munday	1	0-0	0-0	0-0	0	0-0	-	0	6
G. Garvin	1	0-0	0-0	0-0	0	0-0	-	0	6
H. Spears	0	0-0	0-0	1-1	0	0-0	-	0	2
P. Smathers	0	0-0	1-2	0-0	0	0-0	-	0	1
R. Albright	0	0-0	0-0	0-0	0	0-2	-	0	0
D. Schmit	0	0-3	0-1	0-0	0	0-0	-	0	0
TEAM	0	0-0	0-0	0-0	0	0-0	-	1	2

PUNTING

Player	No.	Yds	Avg	Lg	TB	FC	i20	50+	Blk
S. Jones	65	2,684	41.3	71	-	-	-	-	0
J. Christopher	2	87	43.5	47	-	-	-	-	0

KICKOFF RETURNS

Player	No.	Yds	Avg	TD	Lg
W. Maloney	9	185	20.5	0	35
S. Jones	7	149	21.3	0	29
W. Thompson	2	37	18.5	0	21
M. Bomgardner	2	32	16.0	0	16
L. Martinez	2	29	14.5	0	20
B. Hanenberg	2	23	11.5	0	13
R. Leiby	1	32	32.0	0	32
G. Garvin	1	18	18.0	0	18
M. Landon	1	11	11.0	0	11
J. Haldeman	1	6	6.0	0	6
C. Munday	1	0	0.0	0	-
M. Manuel	1	0	0.0	0	-

PUNT RETURNS

Player	No.	Yds	Avg	TD	Lg
B. Hanenberg	35	392	11.2	0	50
R. Hoots	10	93	9.3	0	40
B. Fordham	1	13	13.0	0	13
S. Jones	1	5	5.0	0	5

INTERCEPTIONS

Player	No.	Yds	Avg	TD	Lg
B. Fordham	4	29	7.2	0	-
B. Hanenberg	3	46	15.3	0	-
R. Hoots	3	0	0.0	0	-
W. Stillman	2	68	34.0	0	-
C. Cox	2	0	0.0	0	-
M. Parker	1	21	21.0	0	21
K. Stoneback	1	4	4.0	0	4

FIELD GOALS

Player	FGM-A	Pct	1-19	20-29	30-39	40-49	50+	Lg	Blk
H. Bayless	1-3	.333	-	-	-	-	-	-	-
D. Schmit	0-3	.000	-	-	-	-	-	-	-

TOTAL OFFENSE LEADERS

Player	G	Plays	Rush	Pass	Total	Avg/G
S. Jones	-	289	1,236	0	1,236	-
M. Johnson	-	175	462	380	842	-
R. Albright	-	105	-4	316	312	-

ALL PURPOSE YARDAGE LEADERS

Player	G	Rush	Rec	PR	KOR	IR	Total	Avg/G
S. Jones	-	1,236	18	5	149	0	1,408	-
M. Johnson	-	462	9	0	0	0	467	-
B. Hanenberg	-	0	0	392	23	46	461	-

TACKLE LEADERS

Player	G	UA	A	Tot	TFL/Yds	Sacks/Yds	PBU
-	-						

1973

Overall Record: 2-8-1 ACC: 1-4-1 (5th)

Head Coach: Michael McGee

Assistant Coaches: Jerry McGee (DC/DB), Bob Bossons (C/OG), Jim Sam Gillespie (DL), John Gutekunst (LB), Bishop Harris (DL), Dick Kupec (OT), Max Urlick (OB), Eddie Wilson (WR/OB), John McNabb (RC)

Starting Lineup: **OFFENSE:** QB Hal Spears, FB Mike Bomgardner, TB Tony Benjamin, SE Ben Fordham, FL Randy Cobb, TE Rick Brienza, LT Gary Pellom, LG Jim Fehling, C Dave Schmit, RG Bruce Snyder, RT Robert Jackson; **DEFENSE:** DE Don Shannon, LT Dennis Turner, RT John Ricca, DE Ernie Clark, SLB Dave Meier, MLB Keith Stoneback, WLB Jim Horning, DB Ronnie Hoots, DB Charles Cox, DB Jeff Christopher, DB David Dill; **SPECIAL TEAMS:** K Dave Malechek, P Bob Grupp

Captains: Mark Johnson, John Ricca & Keith Stoneback | Team MVP: Keith Stoneback

All-ACC: Ernie Clark, John Ricca & Keith Stoneback

All-America: Ernie Clark^{HM}, John Ricca^{HM}, Keith Stoneback^{HM} | Academic All-America: –

Freshman All-America: Tony Benjamin¹

Miscellaneous Awards: –

S 15	Tennessee (-/9)	A	L	17-21	70,787	TENN RB Stanback GW 1-yard TD rush (2:05; 4th); Stanback 104 rushing yards; Duke final drive ends with INT (:17; 4th); Martinez 14-62 rushing
S 22	Washington	H	W	23-21	22,500	Cobb GW 11-yard TD pass from Johnson (1:32; 4th); Johnson 144 total yards (74 pass); Landon 11-54 rushing & 1 TD; TOS: Duke 4, WASH 4
S 29	Virginia	A	L	3-7	20,300	UVA QB Gardner 12-25, 226 yards & 1 TD; UVA WR Merritt 4-91 receiving & 1 TD; Landon 14-57 rushing; Stoneback 13 tackles
O 6	Purdue	A	L	7-27	53,241	PUR RB Northington 14-64 rushing; PUR 5 players with 25+ rushing yards; Total offense: Duke 163, PUR 293; Clark 16 tackles
O 13	Tulane (-/18)	H	L	17-24	20,500	TUL WR M. Foley GW 3-yard TD pass from QB S. Foley (:09; 4th); Total offense: Duke 129, TUL 311; Stoneback 10 tackles & 1 CF
O 20	Clemson	H	L	8-24	33,800	CLEM RB Sanders 2 rushing TDs; Benjamin 16-144 rushing; Neighborgall 4-7, 115 yards & 1 TD; Halftime: CLEM, 14-0; Stoneback 11 tackles
O 27	Maryland	N ¹	L	10-30	20,500	MD RB Carter GW 6-yard TD rush (8:18; 4th); Neighborgall 9-19, 143 yards & 1 TD; Slade 3-96 receiving & 1 TD; Halftime, 10-10
N 3	Georgia Tech	A	L	10-12	47,129	GT RB Hill 17-83 rushing & 1 TD; Benjamin 32-181 rushing; Malechek 35-yard FGA wide after Duke blocked GT punt (:09; 4th)
N 10	Wake Forest	A	T	7-7	20,500	Benjamin 41-186 rushing & 1 TD; Malechek 39-yard FGA wide right (:01; 4th); Total offense: Duke 302, WF 119; Halftime: 0-0
N 17	N.C. State (-/20)	H	L	3-21	40,380	NCS RB Burden 17-84 rushing; Spears 7-11, 51 yards; Stoneback 23 tackles; Cox 3.0 TFL & 1 INT; Total offense: Duke 216, NCS 311
N 24	North Carolina	H	W	27-10	44,600	Spears 12-17, 131 yards + 15-15 rushing & 2 TDs; Halftime: UNC, 10-7; TOS: Duke 2, UNC 4; Slade 3-134 KOR; Stoneback 14 tackles

N¹ Norfolk, Va.

	1st	2nd	3rd	4th	Total
Duke	38	23	41	30	132
Opponents	62	30	34	78	204

TEAM STATISTICS	Duke	Opponents
SCORING	132	204
Points Per Game	12.0	18.5
FIRST DOWNS	166	172
Rushing	89	114
Passing	56	49
Penalty	21	9
RUSHING YARDAGE	1,824	2,091
Yards gained rushing	2,219	2,344
Yards lost rushing	395	253
Rushing Attempts	560	588
Average Per Rush	3.3	3.6
Average Per Game	165.9	190.1
TDs Rushing	10	14
PASSING YARDAGE	1,147	1,091
Comp-Att-Int	84-182-18	74-156-8
Average Per Pass	6.3	7.0
Average Per Catch	13.7	14.7
Average Per Game	104.3	99.2
TDs Passing	5	11
TOTAL OFFENSE	2,971	3,182
Total Plays	742	744
Average Per Play	4.0	4.3
Average Per Game	270.1	289.3
KICK RETURNS: #-Yards	37-806	29-545
PUNT RETURNS: #-Yards	40-447	40-220
INT RETURNS: #-Yards	8-42	–
KICK RETURN AVERAGE	21.8	18.8
PUNT RETURN AVERAGE	11.2	5.5
INT RETURN AVERAGE	5.3	–
FUMBLES-LOST	38-19	31-23
PENALTIES-Yards	58-542	54-617
Average Per Game	49.3	56.1
PUNTS-Yards	70-2,564	67-2,665
Average Per Punt	36.6	39.8
Net punt average	–	–
KICKOFFS-Yards	–	–
Average Per Kick	–	–
Net kick average	–	–
TIME OF POSSESSION/Game	–	–
3RD-DOWN Conversions	–	–
3rd-Down Pct	–	–
4TH-DOWN Conversions	–	–
4th-Down Pct	–	–
SACKS BY-Yards	–	–
TOUCHDOWNS SCORED	16	26
FIELD GOALS-ATTEMPTS	7-18	7-19
ON-SIDE KICKS	–	–
RED-ZONE SCORES	–	–
RED-ZONE TOUCHDOWNS	–	–
PAT-ATTEMPTS	(14-16) 88%	(25-26) 96%

RUSHING

Player	G	Att	Gain	Loss	Net	Avg	TD	Lg	Avg/G
T. Benjamin	–	114	583	11	572	5.1	1	52	–
M. Bomgardner	–	108	428	9	419	3.9	2	35	–
M. Johnson	–	95	398	145	253	2.6	2	21	–
C. Williamson	–	62	205	9	196	3.2	1	12	–
M. Landon	–	43	159	4	155	3.6	1	11	–
L. Martinez	–	44	152	6	146	3.3	1	14	–
H. Spears	–	65	226	141	85	1.3	2	22	–
J. Haldeman	–	12	33	3	30	2.5	0	5	–
A. Gore	–	3	10	1	9	3.0	0	7	–
G. Garvin	–	1	7	0	7	7.0	0	7	–
B. Grupp	–	1	0	8	-8	-8.0	0	-8	–
T. Slade	–	2	1	17	-16	-8.0	0	1	–
R. Neighborgall	–	9	17	41	-24	2.7	0	16	–

PASSING

Player	G	Effic	C-A-I	Pct	Yds	TD	Lg	Avg/G
M. Johnson	–	–	38-91-11	.418	497	3	–	–
H. Spears	–	–	29-56-4	.519	335	0	–	–
R. Neighborgall	–	–	16-34-3	.470	304	2	–	–
B. Grupp	–	–	1-1-0	1.000	11	0	–	–

RECEIVING

Player	G	No.	Yds	Avg	TD	Lg	Avg/G
B. Fordham	–	30	438	14.6	0	36	–
R. Cobb	–	13	203	15.6	2	30	–
T. Slade	–	8	191	23.9	2	60	–
L. Upshaw	–	6	67	11.2	0	19	–
R. McInturff	–	5	72	14.4	0	27	–
R. Brienza	–	5	56	11.2	1	18	–
T. Benjamin	–	5	25	5.0	0	9	–
C. Williamson	–	4	27	6.8	0	11	–
C. Munday	–	3	42	14.0	0	18	–
M. Manuel	–	2	13	6.5	0	11	–
J. Haldeman	–	1	16	16.0	0	16	–
L. Martinez	–	1	1	1.0	0	1	–
M. Bomgardner	–	1	-4	-4.0	0	-4	–

SCORING

Player	TD	FG	Kick	Rush	Rcv	Pass	Dxp	Saf	Pts
D. Malechek	0	7-18	13-14	0-0	0	–	0	0	34
T. Slade	3	0-0	0-0	0-0	0	–	0	0	18
M. Bomgardner	2	0-0	0-0	0-0	0	–	0	0	12
R. Cobb	2	0-0	0-0	0-0	0	–	0	0	12
M. Johnson	2	0-0	0-0	0-0	0	–	0	0	12
H. Spears	2	0-0	0-0	0-0	0	–	0	0	12
C. Williamson	2	0-0	0-0	0-0	1	–	0	0	8
T. Benjamin	1	0-0	0-0	0-0	0	–	0	0	6
R. Brienza	1	0-0	0-0	0-0	0	–	0	0	6
M. Landon	1	0-0	0-0	0-0	0	–	0	0	6
L. Martinez	1	0-0	0-0	0-0	0	–	0	0	6
TEAM	0	0-0	0-1	0-0	0	–	0	0	0

PUNTING

Player	No.	Yds	Avg	Lg	TB	FC	i20	50+	Blk
B. Grupp	37	1,399	37.8	57	–	–	–	–	0
J. Christopher	31	1,158	37.3	58	–	–	–	–	0
C. Munday	1	7	7.0	7	–	–	–	–	0
TEAM	1	0	0.0	–	–	–	–	–	1

KICKOFF RETURNS

Player	No.	Yds	Avg	TD	Lg
T. Slade	25	611	24.4	0	94
A. Gore	7	121	17.6	0	29
T. Benjamin	2	31	15.5	0	20
M. Landon	1	19	19.0	0	19
M. Bomgardner	1	16	16.0	0	16
L. Martinez	1	8	8.0	0	8

PUNT RETURNS

Player	No.	Yds	Avg	TD	Lg
T. Slade	39	440	11.3	1	85
J. Hill	1	7	7.0	0	7

INTERCEPTIONS

Player	No.	Yds	Avg	TD	Lg
J. Christopher	2	6	3.0	0	–
C. Cox	2	3	1.5	0	–
J. Horning	1	24	24.0	0	24
E. Cook	1	7	7.0	0	7
K. Stoneback	1	2	2.0	0	2
J. Ricca	1	0	0.0	0	–

FIELD GOALS

Player	FGM-A	Pct	1-19	20-29	30-39	40-49	50+	Lg	Blk
D. Malechek	7-18	.389	–	–	–	–	–	–	–

TOTAL OFFENSE LEADERS

Player	G	Plays	Rush	Pass	Total	Avg/G
M. Johnson	–	186	253	497	750	–
T. Benjamin	–	114	572	0	572	–
H. Spears	–	121	85	335	420	–

ALL PURPOSE YARDAGE LEADERS

Player	G	Rush	Rec	PR	KOR	IR	Total	Avg/G
T. Slade	–	-16	191	440	611	0	1,226	–
T. Benjamin	–	583	25	0	31	0	639	–
B. Fordham	–	0	438	0	0	0	438	–

TACKLE LEADERS

Player	G	UA	A	Tot	TFL/Yds	Sacks/Yds	PBU
–	–	–	–	–	–	–	–

CAUSED FUMBLES

–	–
---	---

FUMBLE RECOVERIES

–	–
---	---

1974

Overall Record: 6-5 ACC: 2-4 (5th)

Head Coach: Mike McGee

Assistant Coaches: Jerry McGee (DC/DB), Dick Towers (OC), Bob Bossons (OL), John Gutekunst (LB), Bishop Harris (DL), Dick Kupec (OT), Lee Moon (DL), Dennis Satyshur (WR)

Starting Lineup: **OFFENSE:** QB Hal Spears, TB Art Gore, FB Tony Benjamin, WR Troy Slade, WR Larry Upshaw, TE Gene Devine, LT Gary Pellon, LG Ted Hanenberg, C Billy Bryan, RL Bruce Snyder, RT Robert Jackson; **DEFENSE:** DE Dave Dusek, LT Dennis Turner, RT John Hill, DE Mark Landon, SLB Dave Meier, MLB Keith Stoneback, WLB Craig Stephenson, CB Ronnie Hoots, CB Earl Cook, S Jeff Christopher, S Mark Johnson;

SPECIAL TEAMS: K Rich McInturff, P Bob Grupp

Captains: Mike Bomgardner & Keith Stoneback | **Team MVP:** Keith Stoneback

All-ACC: Jeff Christopher¹, Keith Stoneback¹, Denis Turner¹, Troy Slade¹

All-America: Keith Stoneback³ | **Academic All-America:** –

Miscellaneous Awards: –

S 14	N.C. State (-/16)	A	L	21-35	42,200	NCS RB Fritts 16-80 rushing & 1 TD + 2-2, 56 yards & 1 TD; Total offense: Duke 356, NCS 523; TOS: Duke 3, NCS 5; Turner 10 tackles
S 21	South Carolina	A	W	20-14	45,620	Martinez GW 1-yard TD rush (:4:53; 4th); Cook INT ends SCAR final drive (4:03; 4th); Martinez 36-199 rushing & 3 TDs; Christopher & Cook 2 INTs each
S 28	Virginia	H	W	27-7	18,250	Martinez 17-64 rushing & 2 TDs; Spears 10-17, 170 yards & 1 TD + 1 TD rush; TOS: Duke 0, UVA 4; Stoneback 10 tackles; Dusek 7 tackles
O 5	Purdue	H	W	16-14	20,500	Benjamin GW 1-yard TD rush (8:18; 4th); PUR K Schmidt 31-yard FGA wide right (3:14; 4th); Benjamin 30-79 rushing; Stoneback 18 tackles
O 12	Army	H	W	33-14	28,500	Bomgardner 20-92 rushing & 1 TD; Spears 10-15, 178 yards & 1 TD; Total offense: Duke 477, ARMY 178; Stephenson 16 tackles & 3.0 TFL
O 19	Clemson	A	L	13-17	41,000	CLEM QB Fellers 1 TD rush; Spears 15-26, 209 yards & 2 TDs; Slade 8-118 receiving & 1 TD; TOS: Duke 5, CLEM 0; Total offense: Duke 350, CLEM 205
O 26	Florida (-/12)	A	L	13-30	56,251	FLA RB Richards 7-90 rushing & 1 TD; Slade 7-108 receiving & 1 TD; Halftime: FLA, 30-0; Total offense: Duke 261, FLA 450
N 2	Georgia Tech	H	W	9-0	34,500	Gore 31-147 rushing; Total offense: Duke 268, GT 180; GT 2 total drives into red zone (FGA & INT); Stoneback 14 tackles & 3.0 TFL
N 9	Wake Forest	H	W	23-7	18,200	Gore 22-107 rushing & 2 TDs; Total offense: Duke 333, WF 204; Halftime: Duke, 13-0; WF 7 total yards in 1st half; Landon 7 tackles & 3.0 TFL
N 16	Maryland (-/13)	N ¹	L	13-56	24,000	MD QB Avellini 10-11, 190 yards & 1 TD; MD RB White 3 total TDs (2 rush); Corbett 236 passing yards; Halftime: MD, 35-7; TOS: Duke 4, MD 1
N 23	North Carolina	A	L	13-14	47,300	UNC K Alexander GW PAT after QB Kupec 9-yard TD rush (4:42; 4th); Duke final 2 drives both TD on downs; Gore 31-171 rushing & 1 TD

N¹ Norfolk, Va.

	1st	2nd	3rd	4th	Total
Duke	32	64	55	50	201
Opponents	77	58	38	35	208

TEAM STATISTICS

	Duke	Opponents
SCORING	201	208
Points Per Game	18.2	18.9
FIRST DOWNS	226	174
Rushing	120	115
Passing	84	50
Penalty	22	9
RUSHING YARDAGE	1,953	2,216
Yards gained rushing	2,381	2,457
Yards lost rushing	428	241
Rushing Attempts	595	544
Average Per Rush	3.3	4.1
Average Per Game	177.5	201.4
TDs Rushing	21	21
PASSING YARDAGE	1,684	1,195
Comp-Att-Int	113-219-13	82-176-14
Average Per Pass	7.7	6.8
Average Per Catch	14.9	14.6
Average Per Game	153.1	108.6
TDs Passing	7	7
TOTAL OFFENSE	3,637	3,411
Total Plays	814	720
Average Per Play	4.5	4.7
Average Per Game	330.6	310.1
KICK RETURNS: #-Yards	36-666	38-721
PUNT RETURNS: #-Yards	40-320	37-339
INT RETURNS: #-Yards	14-180	-
KICK RETURN AVERAGE	18.5	18.5
PUNT RETURN AVERAGE	8.0	9.2
INT RETURN AVERAGE	12.9	-
FUMBLES-LOST	33-17	27-11
PENALTIES-Yards	43-487	64-586
Average Per Game	44.3	53.3
PUNTS-Yards	61-2,391	61-2,371
Average Per Punt	39.2	38.9
Net punt average	-	-
KICKOFFS-Yards	-	-
Average Per Kick	-	-
Net kick average	-	-
TIME OF POSSESSION/Game	-	-
3RD-DOWN Conversions	-	-
3rd-Down Pct	-	-
4TH-DOWN Conversions	-	-
4th-Down Pct	-	-
SACKS BY-Yards	-	-
TOUCHDOWNS SCORED	28	29
FIELD GOALS-ATTEMPTS	4-13	1-14
ON-SIDE KICKS	-	-
RED-ZONE SCORES	-	-
RED-ZONE TOUCHDOWNS	-	-
PAT-ATTEMPTS	(15-28) 54%	(25-29) 93%

RUSHING

Player	G	Att	Gain	Loss	Net	Avg	TD	Lg	Avg/G
A. Gore	-	125	663	36	627	5.0	4	25	-
T. Benjamin	-	107	394	13	381	3.6	5	17	-
L. Martinez	-	80	359	5	354	4.4	7	25	-
M. Bomgardner	-	83	345	0	345	4.2	2	18	-
M. Barney	-	35	179	13	166	4.7	1	17	-
H. Spears	-	93	282	175	107	1.6	2	14	-
M. Bennett	-	15	38	0	38	2.5	0	6	-
C. Williamson	-	9	19	3	16	1.8	0	6	-
B. Bickel	-	1	5	0	5	5.0	0	5	-
T. Slade	-	2	1	18	-17	-8.5	0	1	-
B. Corbett	-	34	89	107	-18	-0.5	0	-	-
B. Grupp	-	2	0	18	-18	-9.0	0	-	-
R. Neighborgall	-	8	7	27	-20	-2.5	0	-	-
TEAM	-	1	0	13	-13	-13.0	0	-	-

PASSING

Player	G	Effic	C-A-I	Pct	Yds	TD	Lg	Avg/G
H. Spears	-	-	79-141-6	.560	1,132	5	-	-
B. Corbett	-	-	32-61-4	.524	522	2	-	-
R. Neighborgall	-	-	2-16-2	.125	30	0	-	-
L. Martinez	-	-	0-1-1	.000	0	0	-	-

RECEIVING

Player	G	No.	Yds	Avg	TD	Lg	Avg/G
T. Slade	-	31	489	15.8	2	42	-
B. Fordham	-	25	368	14.7	1	32	-
R. Cobb	-	17	353	20.8	3	53	-
L. Upshaw	-	14	203	14.6	0	22	-
G. DeVine	-	8	121	15.1	0	20	-
L. Martinez	-	5	46	9.2	1	18	-
A. Gore	-	4	34	8.6	0	15	-
T. Benjamin	-	3	28	9.3	0	11	-
M. Barney	-	2	18	9.0	0	12	-
M. Bomgardner	-	2	10	5.0	0	8	-
M. Manuel	-	1	13	13.0	0	13	-
J. Fehling	-	1	1	1.0	0	1	-

SCORING

Player	TD	FG	Kick	Rush	Rcv	Pass	Dxp	Saf	Pts
L. Martinez	8	0-0	0-0	0-0	0	-	0	0	48
T. Benjamin	5	0-0	0-0	1-1	0	-	0	0	32
A. Gore	4	0-0	0-0	0-0	0	-	0	0	24
R. Cobb	3	0-0	0-0	0-0	0	-	0	0	18
R. McInturff	0	3-8	8-12	0-0	0	-	0	0	17
H. Spears	2	0-0	0-0	1-3	0	-	0	0	14
T. Slade	2	0-0	0-0	0-0	0	-	0	0	12
M. Bomgardner	2	0-0	0-0	0-0	0	-	0	0	12
D. Malechek	0	1-1	4-6	0-0	0	-	0	0	7
B. Fordham	1	0-0	0-0	0-0	0	-	0	0	6
M. Barney	1	0-0	0-0	0-0	0	-	0	0	6
TEAM	0	0-0	0-0	0-0	0	-	0	2	4
S. Wolcott	0	0-3	1-2	0-0	0	-	0	0	1

PUNTING

Player	No.	Yds	Avg	Lg	TB	FC	i20	50+	Blk
B. Grupp	57	2,317	40.6	60	-	-	-	-	0
J. Christopher	3	74	24.7	44	-	-	-	-	0
TEAM	1	0	0.0	0	-	-	-	-	1

KICKOFF RETURNS

Player	No.	Yds	Avg	TD	Lg
T. Slade	27	528	19.6	0	44
L. Martinez	3	37	12.3	0	16
L. Upshaw	2	43	21.5	0	22
M. Barney	1	21	21.0	0	21
C. Williamson	1	16	16.0	0	16
A. Gore	1	15	15.0	0	15
T. Benjamin	1	6	6.0	0	6

PUNT RETURNS

Player	No.	Yds	Avg	TD	Lg
T. Slade	39	298	7.7	0	39
L. Crawford	1	22	22.0	0	22

INTERCEPTIONS

Player	No.	Yds	Avg	TD	Lg
J. Christopher	4	74	18.5	0	-
D. Meier	3	52	17.3	0	-
E. Cook	3	43	14.3	0	-
B. Grupp	2	6	3.0	0	-
M. Johnson	1	3	3.0	0	3
R. Hoots	1	2	2.0	0	2

FIELD GOALS

Player	FGM-A	Pct	1-9	20-29	30-39	40-49	50+	Lg	Blk
R. McInturff	3-8	.375	-	-	-	-	-	-	-
D. Malechek	1-1	1.000	-	-	-	-	-	-	-
S. Wolcott	0-3	0.0	-	-	-	-	-	-	-
B. Grupp	0-1	0.0	-	-	-	-	-	-	-

TOTAL OFFENSE LEADERS

Player	G	Plays	Rush	Pass	Total	Avg/G
H. Spears	-	234	107	1,132	1,239	-
A. Gore	-	125	627	0	627	-
B. Corbett	-	95	-18	522	504	-

ALL PURPOSE YARDAGE LEADERS

Player	G	Rush	Rec	PR	KOR	IR	Total	Avg/G
T. Slade	-	-17	489	298	528	0	1,298	-
L. Martinez	-	354	46	0	37	0	437	-
T. Benjamin	-	381	28	0	6	0	415	-

TACKLE LEADERS

Player	G	UA	A	Tot	TFL/Yds	Sacks/Yds	PBU
-	-	-	-	-	-	-	-

CAUSED FUMBLES

-

FUMBLE RECOVERIES

-

1975

Overall Record: 4-5-2 ACC: 3-0-2 (2nd)

Head Coach: Mike McGee

Assistant Coaches: Jerry McGee (DC/DB), Leo Hart (RC), Dick Towers (OB), John Gutekunst (OL), Dennis Satyshur (WR), Lee Moon (DL), Bob Brush (LB), Bishop Harris (DE)

Starting Lineup: **OFFENSE:** QB Mike Dunn (4) and Bob Corbett (6), TB Mike Barney, FB Tony Benjamin, TE Larry Upshaw, WR Troy Slade, SB Chuck Williamson, LT Gary Pellon, FG Terry Ketchel, C Billy Bryan, RG Tryrel Schneck, RT Jim Fehling; **DEFENSE:** DE Ernie Clark, DT Steve Edwards, DT Maurice Corders, DE Dave Dusek, LB Carl McGee, LB Cary Rosoff, LB Dave Meier, CB Earl Cook, CB Bob Grupp, S Kirk May, S Laniel Crawford; **SPECIAL TEAMS:** K Vince Fusco, P Bob Grupp

Captains: Ernie Clark, Dave Meier & Hal Spears | **Team MVP:** Dave Meier

All-ACC: Billy Bryan¹, Bob Grupp¹, Dave Meier¹, Gary Pellom¹, Troy Slade¹

All-America: Billy BryanTM, Dave MeierTM, Gary PellomTM | **Academic All-America:** –

Freshman All-America: Carl McGee¹, Mike Dunn²

Miscellaneous Awards: ACC Jacobs Blocking Trophy (Billy Bryan)

S 12	Southern California (r/4)	A	L	7-35	56,727	SOCAL RB Bell 34-256 rushing & 4 TDs (SOCAL single-game yardage record); SOCAL 434 rushing yards; Duke 307 total yards; Meier 16 tackles
S 20	South Carolina	H	L	16-24	21,500	SCAR RB Williams 18-114 rushing & 2 TDs; Total offense: Duke 291, SCAR 355; Gore 12-43 rushing; Duke 5 TDs; SCAR 35:32 TOP
S 27	Virginia	H	W	26-11	21,750	Martinez 17-85 rushing & 2 TDs; Corbett 9-14, 156 yards; Total offense: Duke 398, UVA 307; TDs: Duke 4, UVA 4; Meier 9 tackles & 2 INTs
O 4	Pittsburgh	A	L	0-14	33,778	PITT RB Dorsett 19-84 rushing & 1 TD; Corbett 15-28, 191 yards; Total offense: Duke 224, PITT 284; McGee 12 tackles; Falcone 11 tackles
O 11	Army West Point	A	W	21-10	36,577	Barney 22-109 rushing & 1 TD; Benjamin 11-109 rushing; Duke 304 rush yards; McGee 68-yard INT return for TD; ARMY QB Hall 16-24, 222 yards
O 18	Clemson	H	W	25-21	31,500	Benjamin GW 19-yard TD rush (1:38; 4th); McGee FR ends CLEM final drive (:00; 4th); Barney 20-103 rushing; CLEM QB Jordon 11-14, 202 yards
O 25	Florida (r/12)	A	L	16-24	62,222	FLA RB DuBose 26-141 rushing & 3 TDs; FLA 404 rushing yards; Corbett 11-15, 179 yards & 1 TD; Benjamin 14-70 rushing; Duke 3 TDs
N 1	Georgia Tech	A	L	6-21	44,116	GT RB Shamburger 12-124 rushing; Total offense: Duke 311, GT 418; TDs: Duke 3, GT 0; Benjamin 14-53 rushing; Meier 16 tackles
N 8	Wake Forest	A	W	42-14	28,900	Benjamin 19-97 rushing & 4 TDs; Halftime: 14-14; Total offense: Duke 540, WF 254; TDs: Duke 2, WF 6; WF LB Armstrong 29 tackles & 1 INT
N 15	N.C. State	H	T	21-21	43,200	NCS RB Brown PAT pass from QB Buckley after RB Johnson 3-yard TD run (:12; 4th); Martinez 12-129 rushing & 1 TD; Duke 386 rushing yards
N 22	North Carolina	H	T	17-17	42,100	Barney 12-129 rushing & 1 TD; Slade 8-151 receiving; Duke fumble lost at UNC 9 (7:55; 4th); UNC fumble lost at Duke 12 (:42; 4th)

	1st	2nd	3rd	4th	Total
Duke	27	73	44	53	197
Opponents	39	76	39	58	212

TEAM STATISTICS	Duke	Opponents
SCORING	197	212
Points Per Game	17.9	19.3
FIRST DOWNS	225	225
Rushing	134	148
Passing	81	65
Penalty	10	12
RUSHING YARDAGE	2,359	2,731
Yards gained rushing	2,605	2,927
Yards lost rushing	246	196
Rushing Attempts	547	589
Average Per Rush	4.3	4.6
Average Per Game	214.5	248.3
TDs Rushing	21	23
PASSING YARDAGE	1,715	1,318
Comp-Att-Int	122-216-13	98-179-18
Average Per Pass	7.9	7.4
Average Per Catch	14.1	13.4
Average Per Game	155.9	119.8
TDs Passing	3	5
TOTAL OFFENSE	4,074	4,049
Total Plays	763	768
Average Per Play	5.3	5.3
Average Per Game	370.4	368.1
KICK RETURNS: #-Yards	39-727	43-832
PUNT RETURNS: #-Yards	24-291	28-227
INT RETURNS: #-Yards	18-235	--
KICK RETURN AVERAGE	18.6	19.3
PUNT RETURN AVERAGE	12.1	8.1
INT RETURN AVERAGE	13.1	--
FUMBLES-LOST	30-20	31-9
PENALTIES-Yards	52-554	47-435
Average Per Game	50.4	39.5
PUNTS-Yards	40-1,722	43-1,585
Average Per Punt	43.1	36.9
Net punt average	--	--
KICKOFFS-Yards	--	--
Average Per Kick	--	--
Net kick average	--	--
TIME OF POSSESSION/Game	--	--
3RD-DOWN Conversions	--	--
3rd-Down Pct	--	--
4TH-DOWN Conversions	--	--
4th-Down Pct	--	--
SACKS BY-Yards	--	--
TOUCHDOWNS SCORED	25	28
FIELD GOALS-ATTEMPTS	9-18	6-15
ON-SIDE KICKS	--	--
RED-ZONE SCORES	--	--
RED-ZONE TOUCHDOWNS	--	--
PAT-ATTEMPTS	(20-25) 80%	(23-28) 82%

RUSHING

Player	G	Att	Gain	Loss	Net	Avg	TD	Lg	Avg/G
T. Benjamin	--	136	674	0	674	5.0	6	62	--
M. Barney	--	99	516	29	487	4.9	2	38	--
M. Dunn	--	103	475	62	413	4.0	2	16	--
L. Martinez	--	62	323	8	315	5.1	6	61	--
A. Gore	--	35	163	11	152	4.3	2	16	--
B. Pruitt	--	24	97	1	96	4.0	0	9	--
C. Williamson	--	20	89	6	83	4.2	2	29	--
L. Rogers	--	13	71	4	67	5.2	0	10	--
B. Corbett	--	48	167	117	50	1.0	0	13	--
T. Brock	--	1	13	0	13	13.0	0	13	--
L. Upshaw	--	2	9	0	9	4.5	0	6	--
H. Spears	--	4	8	8	0	0.0	1	7	--

PASSING

Player	G	Effic	C-A-I	Pct	Yds	TD	Lg	Avg/G
B. Corbett	--	--	81-131-6	.618	1,063	3	--	--
M. Dunn	--	--	31-67-7	.463	526	0	--	--
H. Spears	--	--	10-18-0	.555	126	0	--	--

RECEIVING

Player	G	No.	Yds	Avg	TD	Lg	Avg/G
T. Slade	--	43	654	15.2	0	39	--
C. Williamson	--	18	261	14.5	0	44	--
E. Kornberger	--	18	254	14.1	1	23	--
L. Upshaw	--	13	201	15.5	1	48	--
T. Benjamin	--	7	92	13.1	0	29	--
T. Hall	--	6	87	14.5	1	27	--
L. Rogers	--	4	38	9.5	0	18	--
L. Martinez	--	4	4	1.0	0	13	--
M. Barney	--	3	64	21.3	0	51	--
G. Sandefur	--	2	20	10.0	0	12	--
A. Gore	--	2	19	9.5	0	11	--
T. Brock	--	1	11	11.0	0	11	--
J. Fehling	--	1	10	10.0	0	10	--

SCORING

Player	TD	FG	Kick	Rush	Rcv	Pass	Dxp	Saf	Pts
V. Fusco	0	9-16	20-21	0-0	0	0-0	0	0	47
T. Benjamin	6	0-0	0-0	0-0	0	0-0	0	0	36
L. Martinez	6	0-0	0-0	0-0	0	0-0	0	0	36
A. Gore	2	0-0	0-0	0-0	0	0-0	0	0	12
C. Williamson	2	0-0	0-0	0-0	0	0-0	0	0	12
M. Dunn	2	0-0	0-0	0-1	0	0-0	0	0	12
M. Barney	2	0-0	0-0	0-0	0	0-0	0	0	12
H. Spears	1	0-0	0-0	0-0	0	0-0	0	0	6
L. Upshaw	1	0-0	0-0	0-0	0	0-0	0	0	6
C. McGee	1	0-0	0-0	0-0	0	0-0	0	0	6
E. Kornberger	1	0-0	0-0	0-0	0	0-0	0	0	6
T. Hall	1	0-0	0-0	0-0	0	0-0	0	0	6

PUNTING

Player	No.	Yds	Avg	Lg	TB	FC	i20	50+	Blk
B. Grupp	40	1,722	43.1	59	--	--	--	--	0

KICKOFF RETURNS

Player	No.	Yds	Avg	TD	Lg
T. Slade	31	618	19.9	0	45
T. Benjamin	2	20	10.0	0	10
E. Kornberger	1	21	21.0	0	21
B. Pruitt	1	17	17.0	0	17
T. Hall	1	14	14.0	0	14
H. Spears	1	14	14.0	0	14
L. Upshaw	1	13	13.0	0	13
R. Olson	1	10	10.0	0	10

PUNT RETURNS

Player	No.	Yds	Avg	TD	Lg
T. Slade	23	283	12.3	0	53
B. Grupp	1	8	8.0	0	8

INTERCEPTIONS

Player	No.	Yds	Avg	TD	Lg
B. Grupp	4	72	18.0	0	33
D. Meier	3	23	7.7	0	15
K. May	3	10	3.3	0	8
C. McGee	2	75	37.5	1	68
L. Crawford	2	33	16.5	0	28
T. Knotts	2	23	11.5	0	23
D. Brooks	1	0	0.0	0	0
R. Sensibaugh	1	0	0.0	0	0

FIELD GOALS

Player	FGM-A	Pct	1-9	20-29	30-39	40-49	50+	Lg	Blk
V. Fusco	9-16	.563	--	--	--	--	--	--	--
TEAM	0-2	.000	--	--	--	--	--	--	--

TOTAL OFFENSE LEADERS

Player	G	Plays	Rush	Pass	Total	Avg/G
B. Corbett	--	179	50	1,063	1,113	--
M. Dunn	--	170	413	526	939	--
T. Benjamin	--	136	674	0	674	--

ALL PURPOSE YARDAGE LEADERS

Player	G	Rush	Rec	PR	KOR	IR	Total	Avg/G
T. Slade	--	0	654	283	618	0	1,555	--
T. Benjamin	--	674	92	0	20	0	786	--
M. Barney	--	487	64	0	0	0	551	--

TACKLE LEADERS

Player	G	UA	A	Tot	TFL/Yds	Sacks/Yds	PBU
--	--	--	--	--	--	--	--

CAUSED FUMBLES

--

FUMBLE RECOVERIES

--

1976

Overall Record: 5-5-1 ACC: 2-3-1 (4th)

Head Coach: Mike McGee

Assistant Coaches: John Gutekunst (DC/DB), Bob Brush (LB), Bill Faircloth (DE), Mo Forte (WR), Dennis Haglan (OL), Leo Hart (RC), Dick Towers (OB), Chuck Walker (DL)

Starting Lineup: **OFFENSE:** QB Mike Dunn, TB Mike Barney, FB Tony Benjamin, TE Glenn Sandefur, WR Tom Hall, SB Chuck Williamson, OT John Patterson, OT Frank Destefano, OG Mike Sandusky, OG Greg Menico, C Billy Bryan; **DEFENSE:** DE Jeff Green, DT Lyman Smith, DT Steve Edwards, DE Andy Schoenhof, LB Carl McGee, LB Jim Reilly, LB Cary Rosoff, CB Earl Cook, CB Bob Grupp, CB Dan Brooks, S Kirk May; **SPECIAL**

TEAMS: K Vince Fusco, P Bob Grupp

Captains: Tony Benjamin, Billy Bryan & Bob Grupp | Team MVP: Billy Bryan

All-ACC: Billy Bryan¹, Vince Fusco¹, Bob Grupp¹, Tom Hall¹, Carl McGee¹

All-America: Billy Bryan¹, Bob Grupp¹, Tom Hall¹, Carl McGee¹ | Academic All-America: -

Miscellaneous Awards: ACC Jacobs Blocking Trophy (Billy Bryan), ACC Brian Piccolo Award (Jeff Green)

S 11	Tennessee	A	W	21-18	82,687	Gore 13-68 rushing & 1 TD; Dunn 13-36 rushing & 2 TDs; TENN QB Wallace 24-54 rushing; Total offense: Duke 245, TENN 285; Reilly 18 tackles
S 18	South Carolina	A	L	6-24	52,237	SCAR RB Williams 17-90 rushing; SCAR 5 players with 40+ rushing yards; Total offense: Duke 182, SCAR 400; Gore 18-105 rushing & 1 TD
S 25	Virginia	A	W	21-6	20,000	Dunn 14-118 rushing & 7-11, 107 yards; Benjamin 18-100 rushing; Total offense: Duke 416, UVA 182; McGee 10 tackles; Brooks 8 tackles
O 2	Pittsburgh (-/2)	H	L	31-44	37,200	PITT RB & eventual Heisman Trophy recipient Dorsett 31-129 rushing; PITT QB Cavanaugh 14-17, 339 yards & 5 TDs; PITT eventual national champion
O 9	Miami	A	W	20-7	13,811	Gore 17-63 rushing & 1 TD; Benjamin 16-29 rushing & 1 TD; Dunn 7-13, 83 yards & 19-58 rushing; Fusco 2 FGs (37 & 20); Halftime: Duke, 14-7
O 16	Clemson	A	T	18-18	41,500	Fusco 57-yard FG (:00; 4th); Fusco 6 FGs (27, 22, 22, 25, 36 & 57) to set ACC records for FGs in a game & longest FG; Gore 14-116 rushing
O 23	Maryland (-/6)	H	L	3-30	20,200	MD QB Manges 11-20, 96 yards & 2 TDs; MD RB Scott 21-96 rushing; Hall 7-90 receiving; Total offense: Duke 227, MD 373; Reilly 13 tackles
O 30	Georgia Tech	H	W	31-7	30,300	Dunn 19-168 rushing & 2 TDs + 7-13, 57 yards; Gore 17-86 rushing; Duke defense 5 INTs & 5 FRs; Total offense: Duke 456; GT 276
N 6	Wake Forest	H	L	17-38	23,600	WF RB McDougald 33-142 & 1 TD; Hall 5-80 receiving & 1 TD; Benjamin 11-54 rushing; Reilly 15 tackles; Total offense: Duke 238, WF 283
N 13	N.C. State	A	W	28-14	41,600	Gore GW 1-yard TD rush (12:46; 4th); Dunn 21-152 rushing & 2 TDs; Gore 15-107 rushing; Duke 398 rushing yards; Grupp 6 tackles & 1 INT
N 20	North Carolina	A	L	38-39	48,000	UNC RB Voight GW PAT rush after RB Johnson 8-yard TD pass from QB Kupec (:42; 4th); Voight 47-261 rushing; Dunn 17-130 rushing & 4 TDs

	1st	2nd	3rd	4th	Total
Duke	34	85	47	68	234
Opponents	37	94	59	55	245

TEAM STATISTICS	Duke	Opponents
SCORING	234	245
Points Per Game	21.3	22.3
FIRST DOWNS	211	216
Rushing	138	143
Passing	54	57
Penalty	19	16
RUSHING YARDAGE	2,589	2,534
Yards gained rushing	2,803	2,739
Yards lost rushing	214	205
Rushing Attempts	592	588
Average Per Rush	4.4	4.3
Average Per Game	235.4	230.4
TDs Rushing	25	19
PASSING YARDAGE	1,078	1,213
Comp-Att-Int	90-170-12	91-176-8
Average Per Pass	6.3	6.9
Average Per Catch	12.0	13.3
Average Per Game	98.0	110.3
TDs Passing	2	13
TOTAL OFFENSE	3,667	3,747
Total Plays	762	764
Average Per Play	4.8	4.9
Average Per Game	333.4	340.6
KICK RETURNS: #-Yards	41-821	47-795
PUNT RETURNS: #-Yards	20-102	24-184
INT RETURNS: #-Yards	8-15	12-150
KICK RETURN AVERAGE	20.0	16.9
PUNT RETURN AVERAGE	5.1	7.7
INT RETURN AVERAGE	1.9	12.5
FUMBLES-LOST	23-15	31-21
PENALTIES-Yards	51-569	64-584
Average Per Game	51.7	53.1
PUNTS-Yards	48-1,834	42-1,740
Average Per Punt	38.2	41.4
Net punt average	-	-
KICKOFFS-Yards	-	-
Average Per Kick	-	-
Net kick average	-	-
TIME OF POSSESSION/Game	-	-
3RD-DOWN Conversions	-	-
3rd-Down Pct	-	-
4TH-DOWN Conversions	-	-
4th-Down Pct	-	-
SACKS BY-Yards	-	-
TOUCHDOWNS SCORED	28	32
FIELD GOALS-ATTEMPTS	12-20	7-14
ON-SIDE KICKS	-	-
RED-ZONE SCORES	-	-
RED-ZONE TOUCHDOWNS	-	-
PAT-ATTEMPTS	(23-28) 82%	(28-32) 88%

RUSHING

Player	G	Att	Gain	Loss	Net	Avg	TD	Lg	Avg/G
M. Dunn	-	176	928	171	757	4.3	12	60	-
A. Gore	-	152	753	11	742	4.9	7	49	-
T. Benjamin	-	156	626	2	624	4.0	3	31	-
M. Barney	-	71	380	7	373	5.3	3	40	-
M. Addezza	-	11	50	0	50	4.5	0	11	-
L. Rogers	-	11	44	1	43	3.9	0	8	-
C. Williamson	-	7	14	3	11	1.6	0	5	-
T. Luongo	-	1	6	0	6	6.0	0	6	-
G. Rhett	-	2	2	0	2	1.0	0	2	-
B. Grupp	-	1	0	4	-4	-4.0	0	-	-
S. Driskell	-	1	0	5	-5	-5.0	0	-	-
D. Oostdyk	-	3	0	10	-10	-3.3	0	-	-

PASSING

Player	G	Effic	C-A-I	Pct	Yds	TD	Lg	Avg/G
M. Dunn	-	-	90-168-11	.538	1,078	2	-	-
D. Oostdyk	-	-	0-2-1	.000	0	0	-	-

RECEIVING

Player	G	No.	Yds	Avg	TD	Lg	Avg/G
T. Hall	-	44	594	13.5	1	36	-
G. Sandefur	-	11	108	9.8	0	18	-
C. Williamson	-	10	169	16.9	1	55	-
T. Benjamin	-	8	86	8.8	0	29	-
M. Barney	-	8	62	7.8	0	27	-
A. Gore	-	7	26	3.7	0	12	-
J. Comer	-	1	23	23.0	0	23	-
M. Addezza	-	1	10	10.0	0	10	-

SCORING

Player	TD	FG	Kick	Rush	Rcv	Pass	Dxp	Saf	Pts
M. Dunn	12	0-0	0-0	4-4	0	-	0	0	80
V. Fusco	0	12-20	16-18	0-0	0	-	0	0	52
A. Gore	7	0-0	0-0	0-0	0	-	0	0	42
T. Benjamin	3	0-0	0-0	1-1	1	-	0	0	22
M. Barney	3	0-0	0-0	1-1	0	-	0	0	20
C. Williamson	1	0-0	0-0	0-0	0	-	0	0	6
G. Sandefur	1	0-0	0-0	0-0	0	-	0	0	6
T. Hall	1	0-0	0-0	0-0	0	-	0	0	6
S. Wolcott	0	0-0	0-1	0-0	0	-	0	0	0
TEAM	0	0-0	0-0	0-0	0	0-2	0	0	0

PUNTING

Player	No.	Yds	Avg	Lg	TB	FC	i20	50+	Blk
B. Grupp	45	1,794	39.9	63	-	-	-	-	0
R. Sommers	1	40	40.0	40	-	-	-	-	0
TEAM	2	0	0.0	0	-	-	-	-	2

KICKOFF RETURNS

Player	No.	Yds	Avg	TD	Lg
A. Gore	22	563	25.6	0	56
M. Barney	14	208	14.9	0	22
L. Rogers	4	50	12.5	0	17
T. Brock	1	0	0.0	0	-

PUNT RETURNS

Player	No.	Yds	Avg	TD	Lg
E. Cook	17	91	5.4	0	12
W. Miller	2	7	3.5	0	6
D. Mashore	1	4	4.0	0	4

INTERCEPTIONS

Player	No.	Yds	Avg	TD	Lg
K. May	2	3	1.5	0	3
T. Knotts	1	11	11.0	0	11
C. McGee	1	1	1.0	0	1
B. Grupp	1	0	0.0	0	-
D. Brooks	1	0	0.0	0	-
D. Mashore	1	0	0.0	0	-
R. Sommers	1	0	0.0	0	-

FIELD GOALS

Player	FGM-A	Pct	1-19	20-29	30-39	40-49	50+	Lg	Blk
V. Fusco	12-20	.600	0-0	6-7	4-6	1-6	1-1	57	-

TOTAL OFFENSE LEADERS

Player	G	Plays	Rush	Pass	Total	Avg/G
M. Dunn	-	266	757	1,078	1,835	-
A. Gore	-	152	742	0	742	-
T. Benjamin	-	156	624	0	624	-

ALL PURPOSE YARDAGE LEADERS

Player	G	Rush	Rec	PR	KOR	IR	Total	Avg/G
A. Gore	-	742	26	0	563	0	1,331	-
M. Dunn	-	757	0	0	0	0	757	-
T. Benjamin	-	624	86	0	0	0	710	-

TACKLE LEADERS

Player	G	UA	A	Tot	TFL/Yds	Sacks/Yds	PBU
-	-	-	-	-	-	-	-

CAUSED FUMBLES

-

FUMBLE RECOVERIES

G. Sandefur 1

1977

Overall Record: 5-6 ACC: 2-4 (5th)

Head Coach: Mike McGee

Assistant Coaches: John Gutekunst (DC/DB), Bill Faircloth (DE), Mo Forte (WR), Dennis Haglan (OL), Dale Haupt (DT), Richard Kemp (OB), Larry Thompson (LB)

Starting Lineup: OFFENSE: QB Mike Dunn, TB Greg Rhett, FB Ned Gonet, WR Tom Hall, TE Glenn Sandefur, TE Joel Patten, OT Frank Destefano, OT John Patterson, OG Tom Luongo, OG Mike Sandusky C Kevin Kelly; DEFENSE: DE Derrick Mashore, DE Jeff Green, DT Jack Algor, DT Lyman Smith, NG Andy Schoenhof, LB Carl McGee, LB Bill King, CB George Gawdun, CB Earl Cook, S Dan Brooks, S Rick Sommers; SPECIAL

TEAMS: K Scott Wolcott, P Ricky Brummitt

Captains: Frank DeStefano & Jeff Green | Team MVP: Mike Dunn

All-ACC: John Patterson

All-America: Mike DunnTM, John PattersonTM | Academic All-America: -

Miscellaneous Awards: -

S 10	East Carolina	H	L	16-17	38,200	ECU QB Southerland GW 23-yard TD rush (1:52; 4th); Dunn failed PAT rush after own 4-yard TD rush 1:02; 4th); Dunn 255 total yards (190 pass)
S 17	Michigan (-/1)	A	L	9-21	104,072	MICH QB Leach 6-11, 76 yards + 18-98 rushing & 2 TDs; Dunn 12-16, 118 yards; Barney 12-75 rushing; Total offense: Duke 259, MICH 335
S 24	Virginia	A	W	31-7	26,000	Dunn 5-10, 44 yards & 1 TD + 12-80 rushing; Broadie 16-59 rushing & 1 TD; Total offense: Duke 353, UVA 166; King 9 tackles
O 1	Navy	H	W	28-16	24,800	Duke 3 non-offensive TDs (Gawdun 47-yard PR, Cook 35-yard PR & King 44-yard INT); Broadie 11-106 rushing & 1 TD; TOs: Duke 5, NAVY 4
O 8	South Carolina	A	W	25-21	49,385	Cook GW 30-yard INT return for TD (4:45; 4th); SCAR incomplete pass from Duke 16 (:00; 4th); Halftime: SCAR, 21-3; Gonet 19-110 rushing
O 15	Clemson	H	L	11-17	26,500	CLEM RB Ratchford 12-87 rushing; Dunn 4-14, 60 yards + 24-122 rushing & 1 TD; TOs: Duke 4, CLEM 3; Halftime: Duke, 3-0; McGee 11 tackles
O 22	Maryland	A	L	13-31	44,867	MD QB Dick 12-15, 249 yards; MD RB Atkins 27-116 rushing & 3 TDs; Total offense: Duke 338, MD 404; Broadie 19-91 rushing
O 29	Georgia Tech	A	W	25-24	47,131	Wolcott GW PAT after Hall 7-yard TD pass from Dunn (:13; 4th); GT led 24-9 after 3 quarters; GT RB Lee 20-171 rushing; Dunn 17-31, 171 yards
N 5	Wake Forest	A	W	38-14	15,100	Rhett 16-109 rushing & 1 TD; Total offense: Duke 388, WF 325; TOs: Duke 1, WF 4; Cook, McGee & Mashore 10 tackles each
N 12	N.C. State	H	L	32-37	28,350	NCS RB Brown GW 1-yard TD rush (7:17; 4th); Duke TD on downs on Dunn 1-yard rush on 4th & 2 at NCS 8 (:19; 4th); Dunn 344 total yards
N 19	North Carolina (-/18)	H	L	3-16	40,078	UNC RB Lawrence 30-138 rushing & 1 TD; Broadie 8-61 rushing; Total offense: Duke 243, UNC 259; TOs: Duke 6, UNC 1

	1st	2nd	3rd	4th	Total
Duke	20	71	66	74	231
Opponents	48	68	52	53	221

TEAM STATISTICS	Duke	Opponents
SCORING	231	221
Points Per Game	21.0	20.1
FIRST DOWNS	210	194
Rushing	122	131
Passing	70	54
Penalty	18	9
RUSHING YARDAGE	2,185	2,343
Yards gained rushing	2,484	2,554
Yards lost rushing	299	211
Rushing Attempts	567	580
Average Per Rush	3.9	4.0
Average Per Game	198.6	213.0
TDs Rushing	18	23
PASSING YARDAGE	1,376	1,434
Comp-Att-Int	112-211-10	97-179-9
Average Per Pass	6.5	8.0
Average Per Catch	12.3	14.8
Average Per Game	125.1	130.4
TDs Passing	7	4
TOTAL OFFENSE	3,561	3,777
Total Plays	778	759
Average Per Play	4.6	5.0
Average Per Game	323.7	343.4
KICK RETURNS: #-Yards	40-830	39-852
PUNT RETURNS: #-Yards	24-248	13-109
INT RETURNS: #-Yards	10-183	10-31
KICK RETURN AVERAGE	20.8	21.8
PUNT RETURN AVERAGE	10.3	8.4
INT RETURN AVERAGE	18.3	3.1
FUMBLES-LOST	35-20	20-14
PENALTIES-Yards	52-503	80-776
Average Per Game	45.7	70.5
PUNTS-Yards	35-1,208	46-1,710
Average Per Punt	34.5	37.2
Net punt average	-	-
KICKOFFS-Yards	-	-
Average Per Kick	-	-
Net kick average	-	-
TIME OF POSSESSION/Game	-	-
3RD-DOWN Conversions	-	-
3rd-Down Pct	-	-
4TH-DOWN Conversions	-	-
4th-Down Pct	-	-
SACKS BY-Yards	-	-
TOUCHDOWNS SCORED	29	28
FIELD GOALS-ATTEMPTS	10-16	8-17
ON-SIDE KICKS	-	-
RED-ZONE SCORES	-	-
RED-ZONE TOUCHDOWNS	-	-
PAT-ATTEMPTS	(23-29) 79%	(26-28) 93%

RUSHING									
Player	G	Att	Gain	Loss	Net	Avg	TD	Lg	Avg/G
S. Broadie	-	132	587	8	579	4.4	5	63	-
M. Dunn	-	161	746	170	576	3.6	7	34	-
N. Gonet	-	70	314	2	312	4.5	4	37	-
M. Barney	-	82	316	22	294	3.6	1	33	-
G. Rhett	-	67	308	16	292	4.4	1	47	-
M. Addesa	-	35	121	12	109	3.1	0	9	-
S. Driskell	-	15	86	41	45	3.0	0	14	-
B. Pruitt	-	2	4	0	4	2.0	0	4	-
D. Lewis	-	1	2	0	2	2.0	0	2	-
TEAM	-	2	0	28	-28	-14.0	0	-	-

PASSING									
Player	G	Effic	C-A-I	Pct	Yds	TD	Lg	Avg/G	
M. Dunn	-	-	102-191-9	.534	1,239	7	-	-	
S. Driskell	-	-	7-12-0	.583	85	0	-	-	
D. Oostdyk	-	-	3-8-1	.375	52	0	-	-	

RECEIVING									
Player	G	No.	Yds	Avg	TD	Lg	Avg/G		
T. Hall	-	33	418	12.7	1	45	-		
G. Sandefur	-	16	251	15.7	4	36	-		
J. Comer	-	15	364	17.6	1	59	-		
M. Addesa	-	15	121	8.1	0	30	-		
G. Rhett	-	9	69	7.7	0	23	-		
S. Broadie	-	6	84	14.0	1	31	-		
J. Patten	-	6	65	10.8	0	16	-		
N. Gonet	-	6	43	7.1	0	23	-		
D. Lewis	-	3	31	10.3	0	12	-		
M. Barney	-	2	23	11.5	0	14	-		
B. Ziegler	-	1	7	7.0	0	7	-		

SCORING												
Player	TD	FG	Kick	Rush	Rcv	Pass	Dxp	Saf	Pts			
S. Wolcott	0	10-16	19-20	0-0	0	0-0	0	0	49			
M. Dunn	7	0-0	0-0	3-5	0	0-1	0	0	48			
S. Broadie	6	0-0	0-0	0-0	0	0-0	0	0	36			
N. Gonet	4	0-0	0-0	0-0	0	0-0	0	0	24			
G. Sandefur	4	0-0	0-0	0-0	0	0-0	0	0	24			
E. Cook	2	0-0	0-0	0-0	0	0-0	0	0	12			
M. Barney	1	0-0	0-0	1-1	0	0-0	0	0	8			
J. Comer	1	0-0	0-0	0-0	0	0-0	0	0	6			
T. Hall	1	0-0	0-0	0-0	0	0-0	0	0	6			
B. King	1	0-0	0-0	0-0	0	0-0	0	0	6			
G. Gawdun	1	0-0	0-0	0-0	0	0-0	0	0	6			
G. Rhett	1	0-0	0-0	0-0	0	0-0	0	0	6			
TEAM	0	0-0	0-0	0-2	0	0-0	0	0	0			

PUNTING									
Player	No.	Yds	Avg	Lg	TB	FC	i20	50+	Blk
R. Brummitt	30	1,072	35.7	54	-	-	-	-	0
R. Sommers	4	136	34.0	42	-	-	-	-	0
TEAM	1	0	0.0	0	-	-	-	-	1

KICKOFF RETURNS					
Player	No.	Yds	Avg	TD	Lg
C. Hoskins	21	477	22.7	0	58
G. Rhett	6	127	21.2	0	51
S. Broadie	6	115	19.2	0	30
M. Addesa	6	100	16.7	0	24
M. Barney	1	11	11.0	0	11

PUNT RETURNS					
Player	No.	Yds	Avg	TD	Lg
G. Gawdun	14	164	11.7	1	47
S. Driskell	7	39	5.6	0	17
E. Cook	3	45	15.0	1	35

INTERCEPTIONS					
Player	No.	Yds	Avg	TD	Lg
E. Cook	2	63	31.5	1	33
B. King	2	44	22.0	1	44
R. Sommers	2	23	23.0	0	23
T. Knotts	1	28	28.0	0	28
C. Hoskins	1	23	23.0	0	23
L. Smith	1	4	4.0	0	4
L. Doby	1	-2	-2.0	0	-2

FIELD GOALS										
Player	FGM-A	Pct	1-9	20-29	30-39	40-49	50+	Lg	Blk	
S. Wolcott	10-16	.625	-	-	-	-	-	-	-	

TOTAL OFFENSE LEADERS						
Player	G	Plays	Rush	Pass	Total	Avg/G
M. Dunn	-	352	576	1,239	1,815	-
S. Broadie	-	132	579	0	579	-
N. Gonet	-	70	312	0	312	-

ALL PURPOSE YARDAGE LEADERS									
Player	G	Rush	Rec	PR	KOR	IR	Total	Avg/G	
S. Broadie	-	579	84	0	115	0	778	-	
G. Rhett	-	292	69	0	127	0	488	-	
C. Hoskins	-	0	0	0	477	0	477	-	

TACKLE LEADERS									
Player	G	UA	A	Tot	TFL/Yds	Sacks/Yds	PBU		
-	-	-	-	-	-	-	-		

CAUSED FUMBLES

-

FUMBLE RECOVERIES

-

1978

Overall Record: 4-7 ACC: 2-4 (5th)

Head Coach: Mike McGee

Assistant Coaches: John Gutekunst (DC/DB), Dick Kemp (OC/OB), John Guy (DE), Mark Landon (WR), Sam Story (RC), Larry Thompson (LB), Eddie Williamson (OL), Cliff Yoshida (DT)

Starting Lineup: OFFENSE: QB Mike Dunn, TB Greg Rhett, FB Ned Gonet, WR Derrick Lewis, WR Jeff Comer, TE Joel Patten, OT Tom Luongo, OT Ken Staudinger, OG Scott Hamilton, OG Bob Riordan, C Kevin Kelly; DEFENSE: DE Derrick Mashore, DE Jim McMahon, DT Tim Cadigan, DT Andy Schoenhoff, NG Eric Drescher, LB Carl McGee, LB Bill King, CB Craig Hoskins, CB George Gawdun, S Dan Brooks, S Rick Sommers;

SPECIAL TEAMS: K Scott McKinney, P Ricky Brummitt

Captains: Dan Brooks, Mike Dunn & Carl McGee | Team MVP: Carl McGee

All-ACC: -

All-America: - | Academic All-America: -

Miscellaneous Awards: -

S 9	Georgia Tech	H	W	28-10	27,865	Driskell 6-15, 153 yards & 1 TD; Dunn DNP (injury); Rhett 25-154 rushing; Total offense: Duke 404, GT 421; Mashore 17 tackles & 2.0 TFL
S 23	South Carolina	H	W	16-12	33,895	Rhett GW 26-yard TD rush (3:07; 4th); McGee FR ends SCAR final drive (2:24; 4th); Dunn 13-56 rushing; SCAR RB Rogers 23-150 rushing
S 30	Michigan (-/4)	A	L	0-52	104,832	MICH RB Huckleby 22-84 rushing & 2 TDs; MICH QB Leach 8-72 rushing & 1 TD; Total offense: Duke 76, MICH 478; King 14 tackles
O 7	Virginia	H	W	20-13	20,375	Rhett 13-114 rushing & 3 TDs; Dunn 9-17, 128 yards; UVA 5 drives in 4th quarter: INT, punt, punt, INT & TO on downs; McGee 13 tackles & 1 INT
O 14	Navy	A	L	8-31	21,431	NAVY RB Callahan 21-98 rushing & 1 TD; Total offense: Duke 122, NAVY 342; TDs: Duke 6, NAVY 1; Gonet 10-40 rushing; King 13 tackles
O 21	Clemson	A	L	8-28	51,109	CLEM RB Sims 14-95 rushing; CLEM RB Brown 2 rushing TDs; Total offense: Duke 271, CLEM 339; Duke 7 TDs; Jones 4-46 receiving & 1 TD
O 28	Maryland (-/5)	H	L	0-27	23,600	MD RB Atkins 24-74 rushing & 3 TDs; Driskell 22-39, 212 yards; Duke defense 14.0 TFL & 5.0 QB sacks; Dresher 6 tackles & 3.0 TFL
N 4	Tennessee	A	L	0-34	83,098	TENN QB Streater 11-15, 202 yards & 1 TD; TENN WR Moore 3-107 receiving & 1 TD; Total offense: Duke 203, TENN 487; Dunn 18-49 rushing
N 11	Wake Forest	H	W	3-0	19,825	McKinney 25-yard FG (8:32; 2nd); WF 4 drives in the 4th quarter: INT, fumble, INT & fumble; Mashore 11 tackles; McGee 7 tackles & 2 FRs
N 18	N.C. State	A	L	10-24	43,300	NCS RB Brown 24-96 rushing & 1 TD; NCS K Ritter 3 FGs; Jones 6-60 receiving; Duke defense 3 INTs; Mashore 12 tackles
N 25	North Carolina	A	L	15-16	45,000	UNC RB Lawrence GW 11-yard TD rush (:13; 4th); Lawrence 30-167 rushing; Brower 22-124 rushing; McKinney 3 FGs; Sommers 12 tackles

	1st	2nd	3rd	4th	Total
Duke	13	39	21	35	108
Opponents	68	59	59	61	247

TEAM STATISTICS	Duke	Opponents
SCORING	108	247
Points Per Game	9.8	22.4
FIRST DOWNS	164	207
Rushing	90	142
Passing	60	62
Penalty	14	3
RUSHING YARDAGE	1,635	2,478
Yards gained rushing	2,044	2,702
Yards lost rushing	409	224
Rushing Attempts	503	594
Average Per Rush	3.3	4.2
Average Per Game	148.6	225.3
TDs Rushing	9	21
PASSING YARDAGE	1,252	1,465
Comp-Att-Int	111-244-20	113-215-14
Average Per Pass	5.1	6.8
Average Per Catch	11.3	13.0
Average Per Game	113.8	133.2
TDs Passing	4	9
TOTAL OFFENSE	2,887	3,943
Total Plays	747	819
Average Per Play	3.9	4.8
Average Per Game	262.5	358.5
KICK RETURNS: #-Yards	40-864	25-430
PUNT RETURNS: #-Yards	31-190	31-243
INT RETURNS: #-Yards	14-92	20-161
KICK RETURN AVERAGE	21.6	17.2
PUNT RETURN AVERAGE	6.1	7.8
INT RETURN AVERAGE	6.6	8.0
FUMBLES-LOST	36-16	17-12
PENALTIES-Yards	47-392	73-633
Average Per Game	35.6	57.5
PUNTS-Yards	64-2,494	56-2,257
Average Per Punt	39.0	40.3
Net punt average	-	-
KICKOFFS-Yards	-	-
Average Per Kick	-	-
Net kick average	-	-
TIME OF POSSESSION/Game	-	-
3RD-DOWN Conversions	-	-
3rd-Down Pct	-	-
4TH-DOWN Conversions	-	-
4th-Down Pct	-	-
SACKS BY-Yards	-	-
TOUCHDOWNS SCORED	13	30
FIELD GOALS-ATTEMPTS	7-11	12-23
ON-SIDE KICKS	-	-
RED-ZONE SCORES	-	-
RED-ZONE TOUCHDOWNS	-	-
PAT-ATTEMPTS	(7-13) 54%	(28-30) 93%

RUSHING

Player	G	Att	Gain	Loss	Net	Avg	TD	Lg	Avg/G
G. Rhett	-	85	453	41	412	4.8	5	57	-
N. Gonet	-	91	370	8	362	4.0	1	20	-
B. Brower	-	52	263	3	260	5.0	1	42	-
M. Dunn	-	125	386	193	193	1.5	1	29	-
M. Addesa	-	38	161	9	152	4.0	0	16	-
F.A. Martin	-	36	152	1	151	4.2	0	15	-
K. Crenshaw	-	20	100	2	98	4.9	0	29	-
S. Driskell	-	46	150	107	43	0.9	0	46	-
E. Johnson	-	2	4	0	4	2.0	1	2	-
M. Stopper	-	6	5	3	2	0.3	0	2	-
TEAM	-	2	0	42	-42	-21.0	0	-	-

PASSING

Player	G	Effic	C-A-I	Pct	Yds	TD	Lg	Avg/G
M. Dunn	-	-	65-144-8	.451	668	2	-	-
S. Driskell	-	-	46-96-9	.479	584	2	-	-
M. Stopper	-	-	0-2-1	.000	0	0	-	-
E. Johnson	-	-	0-1-1	.000	0	0	-	-
M. Addesa	-	-	0-1-1	.000	0	0	-	-

RECEIVING

Player	G	No.	Yds	Avg	TD	Lg	Avg/G
D. Lewis	-	20	365	18.3	1	65	-
J. Comer	-	16	227	14.2	0	30	-
C. Jones	-	14	149	10.7	2	14	-
J. Patten	-	10	115	11.5	0	24	-
B. Brower	-	10	84	8.4	0	17	-
N. Gonet	-	10	45	4.5	0	17	-
G. Rhett	-	7	53	7.6	0	15	-
F.A. Martin	-	6	83	13.8	0	23	-
C. Castor	-	5	45	9.0	0	23	-
J. Brinkman	-	3	43	14.3	0	21	-
G. Small	-	3	25	8.3	0	11	-
M. Addesa	-	3	23	7.7	0	17	-
K. Crenshaw	-	2	3	1.5	0	5	-
M. Stopper	-	1	4	4.0	1	4	-
M. Dunn	-	1	-12	-12.0	0	-	-

SCORING

Player	TD	FG	Kick	Rush	Rcv	Pass	Dxp	Saf	Pts
G. Rhett	5	0-0	0-0	0-0	0	0-0	0	0	30
S. McKinney	0	7-11	5-7	0-0	0	0-0	0	0	26
C. Jones	2	0-0	0-0	0-0	0	0-0	0	0	12
M. Dunn	1	0-0	0-0	1-2	0	0-0	0	0	8
S. Driskell	1	0-0	0-0	1-1	0	0-0	0	0	8
N. Gonet	1	0-0	0-0	0-0	0	0-0	0	0	6
B. Brower	1	0-0	0-0	0-0	0	0-0	0	0	6
D. Lewis	1	0-0	0-0	0-0	0	0-0	0	0	6
M. Stopper	1	0-0	0-0	0-1	0	0-0	0	0	6
TEAM	0	0-0	0-0	0-2	0	0-0	0	0	0

PUNTING

Player	No.	Yds	Avg	Lg	TB	FC	i20	50+	Blk
R. Brummitt	64	2,494	39.0	73	-	-	-	-	0

KICKOFF RETURNS

Player	No.	Yds	Avg	TD	Lg
C. Hoskins	17	380	22.4	0	33
K. Crenshaw	10	219	21.9	0	45
G. Rhett	5	85	17.0	0	27
D. Tabron	4	160	40.0	0	77
J. Patten	2	3	1.5	0	3
B. Brower	1	12	12.0	0	12
M. Addesa	1	5	5.0	0	5

PUNT RETURNS

Player	No.	Yds	Avg	TD	Lg
G. Gawdun	22	166	7.5	0	43
E. Brown	9	24	2.7	0	9

INTERCEPTIONS

Player	No.	Yds	Avg	TD	Lg
R. Sommers	4	38	9.5	0	24
C. McGee	3	23	7.7	0	14
E. Brown	2	20	10.0	0	10
C. Hoskins	2	9	4.5	0	9
D. Penn	1	2	2.0	0	2
G. Garstkiewicz	1	0	0.0	0	-
G. Gawdun	1	0	0.0	0	-

FIELD GOALS

Player	FGM-A	Pct	1-19	20-29	30-39	40-49	50+	Lg	Blk
S. McKinney	7-11	.636	-	-	-	-	-	-	-

TOTAL OFFENSE LEADERS

Player	G	Plays	Rush	Pass	Total	Avg/G
M. Dunn	-	269	193	668	861	-
S. Driskell	-	142	43	584	627	-
G. Rhett	-	85	412	0	412	-

ALL PURPOSE YARDAGE LEADERS

Player	G	Rush	Rec	PR	KOR	IR	Total	Avg/G
G. Rhett	-	453	53	0	85	0	591	-
N. Gonet	-	362	45	0	0	0	407	-
C. Hoskins	-	0	0	0	380	0	380	-

TACKLE LEADERS

Player	G	UA	A	Tot	TFL/Yds	Sacks/Yds	PBU
-	-	-	-	-	-	-	-

CAUSED FUMBLES

-

FUMBLE RECOVERIES

-

1979

Overall Record: 2-8-1 ACC: 0-6 (7th)

Head Coach: Red Wilson

Assistant Coaches: Dick Kemp (OC), Larry Thompson (DC/LB), Mickey Brown (DL), John Guy (DE), Mark Landon (WR), Sam Story (RC/TE), Eddie Williamson (OL), Cliff Yoshida (DB)

Starting Lineup: **OFFENSE:** QB Stanley Driskell, TB Greg Rhett, FB Ned Gonet, WR Ron Frederick, WR Cedric Jones, TE Joel Patten, OT Jim Colantuoni, OT Greg Bamberger, OG Scott Hamilton, OG Bob Riordan, C Kevin Kelly; **DEFENSE:** DE Charles Bowser, DE Larry Lenoir, DT F.A. Martin, DT Paul Heinsohn, NG Eric Drescher, LB Jim Tyson, LB Craig Brown, CB Dennis Tabron, CB Craig Hoskins, S George Gawdun, S Greg Stroud; **SPECIAL TEAMS:** K Scott McKinney, P Ricky Brummitt

Captains: Craig Hoskins & Bob Riordan | Team MVP: Craig Hoskins

All-ACC: -

All-America: - | Academic All-America: -

Miscellaneous Awards: ACC Jim Tatum Award (Scott Hamilton)

S 15	East Carolina	H	W	28-14	33,800	Driskell GW 6-yard TD run (14:54; 4th); Driskell 13-119 rushing & 2 TDs; Duke defense INTs on ECU final 2 drives; Gawdun 12 tackles
S 22	South Carolina	A	L	0-35	53,743	SCAR RB Rogers 28-161 rushing & 2 TDs; Total offense: Duke 142, SCAR 440; 3rd down: Duke 3-11, SCAR 11-16; Rhett 5-35 rushing
S 29	Virginia	A	L	12-30	26,947	UVA RB Vigorito 17-126 rushing & 1 TD; UVA RB Taylor 17-107 & 1 TD; Total offense: Duke 310, UVA 401; Duke 6 TDs; Tyson 15 tackles
O 6	Army West Point	A	T	17-17	33,874	ARMY K Aucoin PAT after WR Fahnestock 16-yard TD pass from QB Bennett to tie game, 17-17 (5:43; 4th); Total offense: Duke 201, Army 345
O 13	Richmond	A	W	34-7	10,500	Driskell 14-22, 216 yards & 1 TD; Jones 6-97 receiving & 1 TD; Stroud 25-yard FR for TD; Total offense: Duke 434; RICH 208
O 20	Clemson	H	L	10-28	24,600	CLEM RB McSwain 18-120 rushing & 2 TDs; CLEM RB Perry 2 rushing TDs; Rushing yards: Duke 130, CLEM 323; Driskell 8-20, 89 yards
O 27	Maryland	H	L	0-27	34,200	MD RB Wingfield 30-136 rushing; MD RB Whittie 25-104 rushing & 2 TDs; Rushing yards: Duke -5, MD 304; Clingscale 7-15, 73 yards
N 3	Georgia Tech	A	L	14-24	23,445	GT QB Kelly 16-30, 264 yards & 1 TD + 21-76 rushing & 1 TD; Total offense: Duke 227, GT 471; Halftime: GT, 10-7; Rhett 16-44 rushing
N 10	Wake Forest (-20)	A	L	14-17	28,300	WF K Harnisch GW 22-yard FG (:17; 4th); WF RB McDougald 32-213 rushing & 2 TDs; Jones 97-yard KOR for TD + 80-yard TD reception
N 17	N.C. State	H	L	7-28	24,100	NCS RB Sullivan 16-119 rushing; NCS QB Smith 2 rushing TDs; NCS DB Williams 3 INTs; Gonet 12-76 rushing; NCS clinches ACC title
N 24	North Carolina	H	L	16-37	39,800	UNC RB Lawrence 29-165 rushing & 2 TDs + 2-55 receiving; Rhett 24-95 rushing & 1 TD; Tabron 7 tackles, 1 FR & 2 PBUs

	1st	2nd	3rd	4th	Total
Duke	20	41	19	72	152
Opponents	37	110	67	50	264

TEAM STATISTICS	Duke	Opponents
SCORING	152	264
Points Per Game	13.8	24.0
FIRST DOWNS	154	237
Rushing	90	170
Passing	47	59
Penalty	17	8
RUSHING YARDAGE	1,558	3,079
Yards gained rushing	1,934	3,297
Yards lost rushing	376	218
Rushing Attempts	513	671
Average Per Rush	3.0	4.6
Average Per Game	141.6	279.9
TDs Rushing	8	29
PASSING YARDAGE	1,183	1,152
Comp-Att-Int	94-236-21	92-208-14
Average Per Pass	5.0	5.5
Average Per Catch	12.6	12.5
Average Per Game	107.5	107.6
TDs Passing	9	4
TOTAL OFFENSE	2,741	4,231
Total Plays	749	879
Average Per Play	3.7	4.8
Average Per Game	249.2	384.6
KICK RETURNS: #-Yards	40-806	27-529
PUNT RETURNS: #-Yards	27-141	28-165
INT RETURNS: #-Yards	15-133	21-224
KICK RETURN AVERAGE	20.2	19.6
PUNT RETURN AVERAGE	5.2	5.9
INT RETURN AVERAGE	8.9	10.7
FUMBLES-LOST	37-13	38-25
PENALTIES-Yards	57-538	61-539
Average Per Game	48.9	49.0
PUNTS-Yards	82-3,064	60-2,233
Average Per Punt	37.4	37.2
Net punt average	-	-
KICKOFFS-Yards	-	-
Average Per Kick	-	-
Net kick average	-	-
TIME OF POSSESSION/Game	-	-
3RD-DOWN Conversions	-	-
3rd-Down Pct	-	-
4TH-DOWN Conversions	-	-
4th-Down Pct	-	-
SACKS BY-Yards	-	-
TOUCHDOWNS SCORED	19	34
FIELD GOALS-ATTEMPTS	7-12	8-12
ON-SIDE KICKS	-	-
RED-ZONE SCORES	-	-
RED-ZONE TOUCHDOWNS	-	-
PAT-ATTEMPTS	(17-19) 89%	(33-34) 97%

RUSHING									
Player	G	Att	Gain	Loss	Net	Avg	TD	Lg	Avg/G
G. Rhett	-	121	427	15	412	3.4	2	22	-
K. Crenshaw	-	67	289	25	264	3.9	1	34	-
N. Gonet	-	48	215	4	211	4.3	0	19	-
S. Driskell	-	111	357	167	190	1.7	4	27	-
G. Boone	-	34	160	1	159	4.6	1	20	-
C. Browning	-	61	185	72	113	1.8	0	19	-
B. Brower	-	29	90	6	84	2.8	0	16	-
C. Jones	-	4	49	0	49	12.3	0	17	-
R. Frederick	-	3	29	0	29	9.6	0	16	-
R. Brummitt	-	2	27	0	27	13.5	0	17	-
S. Broadie	-	6	18	1	17	2.8	0	8	-
M. Stopper	-	3	13	0	13	4.3	0	5	-
M. Brown	-	1	12	0	12	12.0	0	12	-
G. Stroud	-	1	6	0	6	6.0	0	6	-
B. Clingscale	-	21	57	76	-19	-0.9	0	17	-
TEAM	-	1	0	9	-9	-9.0	0	-	-

PASSING									
Player	G	Effic	C-A-I	Pct	Yds	TD	Lg	Avg/G	
S. Driskell	-	-	54-145-11	.372	721	4	-	-	
C. Browning	-	-	26-57-6	.456	331	4	-	-	
B. Clingscale	-	-	14-32-3	.438	131	1	-	-	
R. Brummitt	-	-	0-2-1	.000	0	0	-	-	

RECEIVING									
Player	G	No.	Yds	Avg	TD	Lg	Avg/G		
R. Frederick	-	28	395	14.1	3	52	-		
C. Jones	-	18	382	21.2	3	80	-		
M. Brown	-	12	101	8.4	1	25	-		
G. Rhett	-	7	38	5.4	0	10	-		
C. Castor	-	6	65	10.8	0	17	-		
K. Crenshaw	-	6	50	8.3	0	21	-		
J. Brinkman	-	6	36	6.0	1	9	-		
J. Patten	-	4	54	13.5	1	21	-		
B. Brower	-	3	25	8.3	0	11	-		
N. Gonet	-	2	30	15.0	0	22	-		
R. Brummitt	-	1	13	13.0	0	13	-		
M. Stopper	-	1	-6	-6.0	0	-	-		

SCORING									
Player	TD	FG	Kick	Rush	Rcv	Pass	Dxp	Saf	Pts
S. McKinney	0	7-12	17-17	0-0	0	0-0	0	0	38
C. Jones	4	0-0	0-0	0-0	0	0-0	0	0	24
S. Driskell	4	0-0	0-0	0-0	0	0-0	0	0	24
R. Frederick	3	0-0	0-0	0-0	0	0-0	0	0	18
G. Rhett	2	0-0	0-0	0-0	0	0-0	0	0	12
J. Brinkman	1	0-0	0-0	0-0	0	0-0	0	0	6
M. Brown	1	0-0	0-0	0-0	0	0-0	0	0	6
K. Crenshaw	1	0-0	0-0	0-0	0	0-0	0	0	6
G. Boone	1	0-0	0-0	0-0	0	0-0	0	0	6
G. Stroud	1	0-0	0-0	0-0	0	0-0	0	0	6
J. Patten	1	0-0	0-0	0-0	0	0-0	0	0	6
TEAM	0	0-0	0-1	0-0	0	0-0	0	0	0

PUNTING									
Player	No.	Yds	Avg	Lg	TB	FC	i20	50+	Blk
R. Brummitt	82	3,064	37.4	65	-	-	-	-	0

KICKOFF RETURNS					
Player	No.	Yds	Avg	TD	Lg
C. Jones	20	542	27.1	1	97
K. Crenshaw	7	112	16.0	0	31
G. Boone	4	60	15.0	0	17
N. Gonet	3	24	8.0	0	17
D. Tabron	1	27	27.0	0	27
G. Tillery	1	20	20.0	0	20
C. Hoskins	1	12	12.0	0	12
C. Lackey	1	5	5.0	0	5
J. Brinkman	1	4	4.0	0	4
B. Baldinger	1	0	0.0	0	-

PUNT RETURNS					
Player	No.	Yds	Avg	TD	Lg
G. Gawdun	9	45	5.0	0	12
D. Tabron	9	43	4.7	0	10
E. Brown	9	53	5.7	0	10

INTERCEPTIONS					
Player	No.	Yds	Avg	TD	Lg
C. Hoskins	6	25	4.2	0	14
G. Stroud	4	80	20.0	1	42
E. Johnson	1	26	26.0	0	26
S. Broadie	1	2	2.0	0	2
G. Barner	1	0	0.0	0	-
E. Brown	1	0	0.0	0	-
D. Tabron	1	0	0.0	0	-

FIELD GOALS									
Player	FGM-A	Pct	1-9	20-29	30-39	40-49	50+	Lg	Blk
S. McKinney	7-12	.583	-	-	-	-	-	-	-

TOTAL OFFENSE LEADERS						
Player	G	Plays	Rush	Pass	Total	Avg/G
S. Driskell	-	256	190	720	910	-
C. Browning	-	118	113	331	444	-
G. Rhett	-	121	412	0	412	-

ALL PURPOSE YARDAGE LEADERS									
Player	G	Rush	Rec	PR	KOR	IR	Total	Avg/G	
C. Jones	-	49	382	0	542	0	973	-	
G. Rhett	-	412	38	0	0	0	450	-	
K. Crenshaw	-	264	50	0	112	0	426	-	

TACKLE LEADERS							
Player	G	UA	A	Tot	TFL/Yds	Sacks/Yds	PBU
-	-	-	-	-	-	-	-

CAUSED FUMBLES

FUMBLE RECOVERIES

1980

Overall Record: 2-9 ACC: 1-5 (7th)

Head Coach: Red Wilson

Assistant Coaches: Mickey Brown (DT), John Guy (DE), Mark Landon (LB), Oliver Phillips (NG), Carl Sanders (Asst. OL), Steve Spurrier (OC/OB), Sam Story (WR), Larry Thompson (RB), Eddie Williamson (OL), Cliff Yoshida (DC/DB)

Starting Lineup: **OFFENSE:** QB Ben Bennett, WR Chris Castor, WR Ron Frederick, TE John Brinkman, OT Tim Bumgarner, OT Robert Oxendine, OG Greg Bamberger, OG Brian Baldinger, C Tracy Harper, RB Greg Boone, RB Bobby Brower; **DEFENSE:** DE Charles Bowser, DE Larry LeNoir, DT F.A. Martin, DT Paul Heinsohn, NG Dan Yellott, LB Jimmy Tyson, LB Emmett Tilley, CB Keith Crenshaw, CB Dennis Tabron, FS Ed Brown, SS Gary Garstkiewicz; **SPECIAL TEAMS:** K Scott McKinney, P Ricky Brummitt

Captains: Ed Brown, Dennis Tabron | Team MVP: John Brinkman

All-ACC: John Brinkman¹, Dennis Tabron¹

All-America: John BrinkmanTM, Dennis TabronTM | Academic All-America: –

Miscellaneous Awards: ACC Rookie of the Year (Ben Bennett)

S 6	East Carolina	H	L	10-35	27,400	ECU RB Collins 12-60 rushing & 3 TDs; Duke 165 total yards (2 rushing & 163 passing); Bennett 11-23, 128 yards & 1 TD; Tilley 22 tackles
S 20	Auburn (-/19)	A	L	28-35	57,742	AUB KR Brooks 94-yard KOR for TD; Halftime: AUB, 21-0; Duke closed game with 3 straight TDs; Jones 5-114 receiving & 2 TDs
S 27	Virginia	H	L	17-20	14,144	UVA Chester GW 70-yard PR for TD (13:14; 4th); Duke led 17-0 in 2nd quarter; Brower 15-58 rushing + 8-62 receiving; Duke 5 TOs
O 4	Indiana	A	L	21-31	43,120	IND RB Johnson 32-211 rushing & 1 TD; IND 350 rush yards; Bennett 10-26, 163 yards & 1 TD; Tabron 15 tackles; Duke final 2 drives end with INT
O 11	South Carolina (-/17)	A	L	7-20	56,451	SCAR RB & eventual Heisman Trophy recipient Rogers 36-224 rushing & 1 TD; SCAR 425 rushing yards; Castor 63-yard TD pass from Bennett
O 18	Clemson	A	W	34-17	60,300	Tabron 3 INTs including 87-yard return for TD; Bennett 21-32, 257 yards & 1 TD + 1 TD reception; Halftime: CLEM, 17-10
O 25	Maryland	H	L	14-17	17,400	MD K Castro GW 25-yard FG (5:32; 4th); MD RB Wysocki 50-218 rushing & 2 TDs; Halftime: Duke, 14-0; Bennett 11-24, 146 yards
N 1	Georgia Tech	H	W	17-12	18,200	Grayson 24-105 rushing & 1 TD; Halftime: Duke, 17-0; 1st half total offense: Duke 245, GT 18; 2nd half total offense: Duke 47, GT 173
N 8	Wake Forest	H	L	24-27	23,000	WF RB Threatt GW 3-yard TD rush (10:36; 4th); Bennett 38-62, 469 yards; Duke 558 total yards; Frederick 6-135 receiving; Jones 7-104 receiving
N 15	N.C. State	A	L	21-38	42,800	NCS QB Avery 250 total yards & 4 total TDs (3 pass); Duke 13 rushing yards; Bennett 17-34, 236 yards & 2 TDs; Rowe 16 tackles
N 22	North Carolina (-/15)	A	L	21-44	51,389	UNC RBs Bryant (27-199) & Lawrence (22-143) combined 342 rushing yards; Bennett 3 total TDs (2 pass); Tyson 18 tackles

	1st	2nd	3rd	4th	Total
Duke	58	52	52	52	214
Opponents	52	93	52	99	296

TEAM STATISTICS

	Duke	Opponents
SCORING	214	296
Points Per Game	19.5	26.9
FIRST DOWNS	196	226
Rushing	65	148
Passing	108	69
Penalty	23	9
RUSHING YARDAGE	748	2,803
Yards gained rushing	1,144	3,045
Yards lost rushing	396	242
Rushing Attempts	345	640
Average Per Rush	2.2	4.4
Average Per Game	68.0	254.8
TDs Rushing	9	27
PASSING YARDAGE	2,508	1,391
Comp-Att-Int	213-401-31	115-232-12
Average Per Pass	6.3	6.0
Average Per Catch	11.8	12.1
Average Per Game	227.5	126.5
TDs Passing	18	7
TOTAL OFFENSE	3,256	4,194
Total Plays	746	872
Average Per Play	4.4	4.8
Average Per Game	296.0	381.3
KICK RETURNS: #-Yards	38-841	36-760
PUNT RETURNS: #-Yards	32-241	33-272
INT RETURNS: #-Yards	13-221	31-328
KICK RETURN AVERAGE	22.1	21.1
PUNT RETURN AVERAGE	7.5	8.2
INT RETURN AVERAGE	17.0	10.6
FUMBLES-LOST	31-12	27-14
PENALTIES-Yards	57-560	85-745
Average Per Game	50.1	67.7
PUNTS-Yards	65-2,685	63-2,490
Average Per Punt	41.3	39.5
Net punt average	-	-
KICKOFFS-Yards	-	-
Average Per Kick	-	-
Net kick average	-	-
TIME OF POSSESSION/Game	-	-
3RD-DOWN Conversions	-	-
3rd-Down Pct	-	-
4TH-DOWN Conversions	-	-
4th-Down Pct	-	-
SACKS BY-Yards	-	-
TOUCHDOWNS SCORED	28	37
FIELD GOALS-ATTEMPTS	6-10	12-17
ON-SIDE KICKS	-	-
RED-ZONE SCORES	-	-
RED-ZONE TOUCHDOWNS	-	-
PAT-ATTEMPTS	(28-28) 100%	(34-37) 92%

RUSHING

Player	G	Att	Gain	Loss	Net	Avg	TD	Lg	Avg/G
G. Boone	11	94	348	8	340	3.6	1	21	30.9
M. Grayson	8	78	245	26	219	2.8	3	32	27.4
B. Brower	8	51	220	8	212	4.2	0	21	26.5
J. Blunk	11	37	150	9	141	3.8	2	21	12.8
R. Brummitt	11	2	21	0	21	10.5	1	12	1.9
C. Franks	8	5	18	0	18	3.6	1	7	2.3
G. Tillery	10	3	15	0	15	5.0	0	9	1.5
C. Gee	6	5	16	1	15	3.0	0	8	2.5
D. Snow	4	3	6	1	5	1.6	0	6	1.3
C. Jones	11	3	7	3	4	1.3	0	7	0.4
M. Brown	11	1	3	0	3	3.0	0	3	0.3
S. Schnellberger	10	1	2	0	2	2.0	0	2	0.2
J. Brinkman	11	1	1	0	1	1.0	0	1	0.1
M. Schoettmer	2	1	0	2	-2	-2.0	0	-	-1.0
R. Sally	1	1	0	5	-5	-5.0	0	-	-5.0
C. Castor	10	2	0	13	-13	-6.5	0	0	-1.3
B. Clinkscale	8	6	17	35	-18	-2.3	0	7	-2.3
B. Bennett	11	51	75	285	-210	-19.1	1	22	-19.1

PASSING

Player	G	Effic	C-A-1	Pct	Yds	TD	Lg	Avg/G
B. Bennett	11	-	174-330-25	.527	2,050	11	-	186.4
B. Clinkscale	8	-	29-51-2	.568	316	2	-	39.5
R. Frederick	11	-	4-4-0	1.000	78	3	-	7.1
M. Schoettmer	2	-	3-8-3	.375	28	0	-	14.0
G. Boone	11	-	1-1-0	1.000	14	1	-	1.3
M. Grayson	8	-	1-2-0	.500	13	1	-	3.3
R. Brummitt	11	-	1-1-0	1.000	9	0	-	0.8
M. Brown	11	-	0-1-0	.000	0	0	-	0.0
B. Brower	8	-	0-1-0	.000	0	0	-	0.0
R. Sally	1	-	0-2-1	.000	0	0	-	0.0

RECEIVING

Player	G	No.	Yds	Avg	TD	Lg	Avg/G
M. Brown	11	34	451	13.3	1	38	41.0
J. Brinkman	11	32	337	10.5	2	21	30.6
R. Frederick	11	27	413	15.3	2	57	37.5
C. Jones	11	25	369	14.8	6	54	33.5
C. Castor	10	19	312	16.4	4	75	31.2
B. Brower	8	17	134	7.9	0	25	16.8
G. Tillery	10	16	156	9.8	1	21	15.6
M. Grayson	8	14	109	7.7	0	20	13.6
J. Blunk	11	8	57	7.1	0	13	5.2
G. Boone	11	7	45	6.4	0	15	4.1
M. Fuqua	5	4	36	9.0	0	15	7.2
S. Schnellberger	10	3	26	8.7	0	11	2.6
B. Bennett	11	2	13	6.5	1	13	1.2
B. Clinkscale	8	1	21	21.0	1	21	2.6
D. Snow	4	1	14	14.0	0	14	3.5
M. Miottello	2	1	12	12.0	0	12	6.0
D. Burreis	2	1	3	3.0	0	3	1.5
R. Brummitt	11	1	0	0.0	0	-	0.0

SCORING

Player	TD	FG	Kick	Rush	Rcv	Pass	Dxp	Saf	Pts
S. McKinney	0	6-9	28-28	0-0	0	0-0	0	0	46
C. Jones	6	0-0	0-0	0-0	0	0-0	0	0	36
C. Castor	4	0-0	0-0	0-0	0	0-0	0	0	24
M. Grayson	3	0-0	0-0	0-0	0	0-0	0	0	18
B. Bennett	2	0-0	0-0	0-0	0	0-0	0	0	12
J. Blunk	2	0-0	0-0	0-0	0	0-0	0	0	12
J. Brinkman	2	0-0	0-0	0-0	0	0-0	0	0	12
R. Frederick	2	0-0	0-0	0-0	0	0-0	0	0	12
G. Boone	1	0-0	0-0	0-0	0	0-0	0	0	6

Player	No.	Yds	Avg	Lg	TB	FC	i20	50+	Blk
M. Brown	1	0-0	0-0	0-0	0	0-0	0	0	6
R. Brummitt	1	0-0	0-0	0-0	0	0-0	0	0	6
B. Clinkscale	1	0-0	0-0	0-0	0	0-0	0	0	6
C. Franks	1	0-0	0-0	0-0	0	0-0	0	0	6
D. Tabron	1	0-0	0-0	0-0	0	0-0	0	0	6
G. Tillery	1	0-0	0-0	0-0	0	0-0	0	0	6

PUNTING

Player	No.	Yds	Avg	Lg	TB	FC	i20	50+	Blk
R. Brummitt	65	2,685	41.3	56	-	-	-	-	0

KICKOFF RETURNS

Player	No.	Yds	Avg	TD	Lg
D. Tabron	11	251	22.8	0	31
M. Grayson	9	223	24.8	0	44
C. Jones	6	141	23.5	0	32
C. Gee	5	107	21.4	0	30
K. Crenshaw	4	92	23.0	0	30
B. Glover	1	18	18.0	0	18
J. Brinkman	1	9	9.0	0	9
D. Thielemann	1	0	0.0	0	-

PUNT RETURNS

Player	No.	Yds	Avg	TD	Lg
D. Tabron	21	159	7.6	0	65
R. Frederick	7	78	11.0	0	47
E. Brown	3	2	0.7	0	2
G. Tillery	1	2	2.0	0	2

INTERCEPTIONS

Player	No.	Yds	Avg	TD	Lg
D. Tabron	5	132	26.4	1	87
E. Brown	3	64	21.3	0	31
K. Crenshaw	3	1	0.3	0	1
G. Garstkiewicz	2	24	12.0	0	20

FIELD GOALS

Player	FGM-A	Pct	1-9	20-29	30-39	40-49	50+	Lg	Blk
S. McKinney	6-9	.667	-	-	-	-	-	-	-

TOTAL OFFENSE LEADERS

Player	G	Plays	Rush	Pass	Total	Avg/G
B. Bennett	11	-	-210	2,050	1,840	167.3
G. Boone	11	-	340	14	354	32.2
B. Clinkscale	8	-	-18	316	298	37.3

ALL PURPOSE YARDAGE LEADERS

1981

Overall Record: 6-5 ACC: 3-3 (4th)

Head Coach: Red Wilson

Assistant Coaches: Mickey Brown (DT), Rod Broadway (NG), Rich McGeorge (TE), Roger Slaughter (Asst. OL), Bob Matheson (DE), Steve Spurrier (OC/OB), Sam Story (WR), Dick Hopkins (DB), Eddie Williamson (OL)

Starting Lineup: OFFENSE: QBs Ben Bennett (7) & Ron Sally (4), WR Cedric Jones, WR Ron Frederick, TE Carl Franks, OT Tim Bumgarner, OT Robert Oxendine, OG Greg Bamberger, OG Brian Baldinger, C Philip Ebinger, RB Greg Boone, RB Mike Grayson; DEFENSE: DE Charles Bowser, DE Greg Blackwell, DT Bill Smith, DT F.A. Martin, NG Dan Yellott, LB Jimmy Tyson, LB Emmett Tilley, CB Keith Crenshaw, CB Dennis Tabron, FS Joby Branion, SS Bill Obremskey; SPECIAL TEAMS: K Scott McKinney, P John Tolish

Captains: Greg Bamberger, Cedric Jones, Dennis Tabron, Dan Yellott | Team MVP: Cedric Jones

All-ACC: Cedric Jones¹, Charles Bowser¹, Dennis Tabron¹

All-America: Cedric Jones¹, Charles Bowser¹ | Academic All-America: –

Miscellaneous Awards: –

S 12	Ohio State (-/11)	A	L	13-34	86,266	OHST RB Spencer 19-172 rushing & 3 TDs; Bennett 18-37, 234 & 2 TDs; Jones 2 TDs; Halftime: OHST, 14-13; Tyson 16 tackles
S 19	South Carolina	A	L	3-17	56,321	SCAR RB Wright 18-113 rushing; Total offense: Duke 207, SCAR 240; Halftime: 0-0; Sally 7-27, 72 yards & 3 INTs
S 26	Virginia	A	W	29-24	27,523	Grayson GW 2-yard TD rush (0:59; 4th); Sally 18-26, 336 yards & 2 TDs; Jones 5-167 receiving & 1 TD; UVA led 24-15 with 10 minutes left in 4th
O 3	East Carolina	H	W	24-14	18,250	Boone 21-115 rushing; Sally 15-23, 223 yards & 1 TD; Total offense: Duke 465, ECU 275; TDs: Duke 4, ECU 4 (both teams lost 3 fumbles)
O 10	Virginia Tech	H	W	14-7	32,000	Tabron GW 10-yard INT return for TD (0:56; 4th); Grayson 26-104 rushing; VT RB Lawrence 31-179 rushing; Halftime: 0-0; Tilley 18 tackles
O 17	Clemson (-/6)	H	L	10-38	26,000	CLEM RB Austin 19-178 rushing & 2 TDs; CLEM 563 total yards; Bennett 17-25, 243 yards & 1 TD; Halftime: CLEM, 24-3; Tyson 19 tackles
O 24	Maryland	A	L	21-24	31,800	MD RB Wysocki 22-143 rushing & 2 TDs; Bennett 31-46, 397 yards & 2 TDs; McKinney 42-yard FGA wide (:00; 4th); MD defense 6.0 QB sacks
O 31	Georgia Tech	A	W	38-24	30,232	Boone 10-96 rushing; Tabron blocked punt recovery in EZ for TD; Halftime: GT, 24-21; Duke 4 TDs; Total offense: Duke 341, GT 232
N 7	Wake Forest	A	W	31-10	22,000	Duke 3 100-yard rushers (Grayson 17-188, Blunk 20-110 & Boone 16-101); Total offense: Duke 542, WF 179; Duke 432 rushing yards
N 14	N.C. State	H	W	17-7	26,750	Grayson 24-106 rushing; Boone 13-69 rushing & 1 TD; NCS 10 1st downs & 211 total yards; Duke 26 1st downs & 410 total yards
N 21	North Carolina (-/15)	H	L	10-31	38,525	UNC RB Bryant 36-247 rushing & 2 TDs; Bennett 13-31, 202 yards; Total offense: Duke 331, UNC 432 (368 rushing); Tyson 16 tackles

	1st	2nd	3rd	4th	Total
Duke	34	62	53	61	210
Opponents	41	65	73	51	230

TEAM STATISTICS	Duke	Opponents
SCORING	210	230
Points Per Game	19.1	20.9
FIRST DOWNS	229	186
Rushing	104	116
Passing	106	60
Penalty	19	10
RUSHING YARDAGE	1,703	2,210
Yards gained rushing	2,062	2,554
Yards lost rushing	359	344
Rushing Attempts	469	527
Average Per Rush	3.6	4.2
Average Per Game	154.8	200.9
TDs Rushing	8	24
PASSING YARDAGE	2,368	1,357
Comp-Att-Int	176-342-21	108-217-19
Average Per Pass	6.9	6.3
Average Per Catch	13.5	12.6
Average Per Game	215.3	123.4
TDs Passing	15	4
TOTAL OFFENSE	4,071	3,567
Total Plays	811	744
Average Per Play	5.0	4.8
Average Per Game	370.1	324.3
KICK RETURNS: #-Yards	27-504	36-687
PUNT RETURNS: #-Yards	35-176	32-242
INT RETURNS: #-Yards	19-147	22-155
KICK RETURN AVERAGE	18.7	19.1
PUNT RETURN AVERAGE	5.0	7.6
INT RETURN AVERAGE	7.7	7.0
FUMBLES-LOST	21-14	25-10
PENALTIES-Yards	66-564	75-757
Average Per Game	51.3	68.8
PUNTS-Yards	62-2,353	72-2,721
Average Per Punt	38.0	37.8
Net punt average	-	-
KICKOFFS-Yards	-	-
Average Per Kick	-	-
Net kick average	-	-
TIME OF POSSESSION/Game	-	-
3RD-DOWN Conversions	-	-
3rd-Down Pct	-	-
4TH-DOWN Conversions	-	-
4th-Down Pct	-	-
SACKS BY-Yards	-	-
TOUCHDOWNS SCORED	25	30
FIELD GOALS-ATTEMPTS	12-21	7-11
ON-SIDE KICKS	-	-
RED-ZONE SCORES	-	-
RED-ZONE TOUCHDOWNS	-	-
PAT-ATTEMPTS	(23-25) 92%	(27-30) 90%

RUSHING

Player	G	Att	Gain	Loss	Net	Avg	TD	Lg	Avg/G
M. Grayson	11	179	795	51	744	4.2	1	55	67.6
G. Boone	11	80	505	3	502	6.3	2	34	45.6
J. Blunk	11	69	291	9	282	4.2	1	22	25.6
M. Atkinson	10	38	133	18	115	3.0	3	12	11.5
C. Franks	11	8	59	1	58	7.3	0	25	5.3
R. Sally	10	39	144	114	30	0.8	1	19	3.0
D. Snow	4	4	15	0	15	3.8	0	9	3.8
T. Decker	11	1	10	0	10	10.0	0	10	0.9
G. Frederick	8	1	5	0	5	5.0	0	5	0.6
S. Sime	10	3	4	3	1	0.3	0	4	0.1
B. Bennett	9	47	101	160	-59	-1.3	0	17	-6.6

PASSING

Player	G	Effic	C-A-I	Pct	Yds	TD	Lg	Avg/G
B. Bennett	9	-	110-202-8	.544	1,445	7	-	160.6
R. Sally	10	-	61-131-11	.466	888	6	-	88.8
M. Grayson	11	-	1-2-0	.500	13	1	-	1.2
C. Jones	11	-	3-3-0	1.000	5	1	-	0.5
R. Frederick	11	-	1-3-2	.333	17	0	-	1.5

RECEIVING

Player	G	No.	Yds	Avg	TD	Lg	Avg/G
C. Jones	11	42	832	19.8	10	58	75.6
R. Frederick	11	37	565	15.3	3	40	51.4
C. Franks	11	21	235	11.2	1	35	21.4
M. Grayson	11	21	156	7.4	0	27	14.2
J. Blunk	8	12	125	10.4	0	36	15.6
G. Boone	11	9	49	5.4	0	13	4.5
M. Fuqua	11	8	98	12.3	1	22	8.9
M. Atkinson	10	8	49	6.1	0	18	4.9
M. Militello	9	6	74	12.3	0	21	8.2
G. Tillery	3	4	79	19.8	0	29	26.3
C. Castor	2	2	55	27.5	0	43	27.5
S. Sime	10	2	13	6.5	0	8	1.3
J. Tolish	11	1	25	25.0	0	25	2.3
G. Frederick	8	1	14	14.0	0	14	1.8
P. Newman	11	1	7	7.0	0	7	0.6
R. Sally	10	1	-8	-8.0	0	-	-0.8

SCORING

Player	TD	FG	Kick	Rush	Rcv	Pass	Dxp	Saf	Pts
C. Jones	10	0-0	0-0	0-0	0	0-0	0	0	60
S. McKinney	0	12-20	22-23	0-0	0	0-0	0	0	58
M. Atkinson	3	0-0	0-0	0-0	0	0-0	0	0	18
R. Frederick	3	0-0	0-0	0-0	0	0-0	0	0	18
G. Boone	2	0-0	0-0	0-0	0	0-0	0	0	12
D. Tabron	2	0-0	0-0	0-0	0	0-0	0	0	12
J. Blunk	1	0-0	0-0	1-1	0	0-0	0	0	8
C. Franks	1	0-0	0-0	0-0	0	0-0	0	0	6
M. Fuqua	1	0-0	0-0	0-0	0	0-0	0	0	6
M. Grayson	1	0-0	0-0	0-0	0	0-0	0	0	6
R. Sally	1	0-0	0-0	0-1	0	0-0	0	0	6
TEAM	0	0-1	0-0	0-0	0	0-0	0	0	-

PUNTING

Player	No.	Yds	Avg	Lg	TB	FC	i20	50+	Blk
J. Tolish	60	2,280	38.0	57	-	-	-	-	0
B. Bennett	2	73	36.5	41	-	-	-	-	0

KICKOFF RETURNS

Player	No.	Yds	Avg	TD	Lg
C. Jones	12	214	17.8	0	35
M. Grayson	11	214	19.4	0	32
M. Atkinson	3	53	17.6	0	26
D. Tabron	1	23	23.0	0	23

PUNT RETURNS

Player	No.	Yds	Avg	TD	Lg
M. Militello	20	89	4.4	0	13
R. Frederick	6	27	4.5	0	11
G. Tillery	6	24	4.0	0	10
C. Anderson	2	31	15.5	0	17
D. Tabron	1	5	5.0	1	5

INTERCEPTIONS

Player	No.	Yds	Avg	TD	Lg
B. Obremskey	6	44	7.3	0	21
K. Crenshaw	4	20	5.0	0	17
J. Branion	4	15	3.7	0	14
D. Tabron	3	45	15.0	1	14
J. Tyson	1	15	15.0	0	15
J. Hill	1	8	8.0	0	8

FIELD GOALS

Player	FGM-A	Pct	1-9	20-29	30-39	40-49	50+	Lg	Blk
S. McKinney	12-20	.600	0-0	4-4	7-11	1-5	0-0	42	-

TOTAL OFFENSE LEADERS

Player	G	Plays	Rush	Pass	Total	Avg/G
B. Bennett	9	-	-59	1,445	1,386	154.0
R. Sally	10	-	30	888	918	91.8
M. Grayson	11	-	744	13	757	68.8

ALL PURPOSE YARDAGE LEADERS

Player	G	Rush	Rec	PR	KOR	IR	Total	Avg/G
M. Grayson	11	744	156	0	214	0	1,114	101.3
C. Jones	11	0	832	0	214	0	1,046	95.1
R. Frederick	11	0	565	27	0	0	592	53.8

TACKLE LEADERS

Player	G	UA	A	Tot	TFL/Yds	Sacks/Yds	PBU
-	-	-	-	-	-	-	-

CAUSED FUMBLES

-	-
---	---

FUMBLE RECOVERIES

-	-
---	---

1982

Overall Record: 6-5 ACC: 3-3 (t3rd)

Head Coach: Red Wilson

Assistant Coaches: Mickey Brown (OL), Rod Broadway (DL), Rich McGeorge (TE), Roger Slaughter (Asst. DL), Bob Matheson (OLB), Steve Spurrier (OC/OB), Sam Story (RB), Oliver Phillips (ILB), Dick Hopkins (DC/DB), Eddie Williamson (OL)

Starting Lineup: OFFENSE: QB Ben Bennett, WR Chris Castor, WR Mark Militello, TE Carl Franks, OT Tim Bumgarner, OT Robert Oxendine, OG Mark Miller, OG Tee Moorman, C Philip Ebinger, FB Greg Boone, TB Mike Grayson; **DEFENSE:** DE Greg Blackwell, DE Glen Barner, DT Chip Anderson, DT Chris Arendt, NG Bill Smith, LB Ralph Alderman, LB Emmett Tilley, CB Johnny Hill, CB Brick Johnstone, FS Joby Branion, SS Bill Obrensky; **SPECIAL TEAMS:** K Ken Harper, P John Tolish

Captains: Robert Oxendine, Emmett Tilley | **Team MVP:** Chris Castor

All-ACC: Chris Castor¹, Ben Bennett¹, Philip Ebinger¹, Robert Oxendine¹, Emmett Tilley¹

All-America: Chris Castor², Robert Oxendine², Philip EbingerTM | **Academic All-America:** –

Miscellaneous Awards: ACC Player of the Year (Chris Castor)

S 4	Tennessee	A	W	25-24	95,223	Tolish GW PAT after Blunk 13-yard TD rush & (10:31; 4th); Boone 100-yard KOR for TD; Bennett 19-29, 288 yards & 1 TD; Tilley 20 tackles
S 18	South Carolina	A	W	30-17	66,928	Bennett 15-24, 177 yards & 2 TDs; Castor 2 TD receptions; Johnstone 33-yard INT for TD; Tilley 17 tackles & 1.0 QB sack; Alderman 16 tackles
S 25	Virginia	H	W	51-17	21,725	Bennett 21-30, 291 yards & 3 TDs; Grayson 8-102 rushing & 2 TDs; Castor 7-111 receiving & 2 TDs; Duke 612 total yards (392 pass)
O 2	Navy	H	L	21-27	32,750	NAVY RB McCallum 36-211 rushing & 1 TD; Navy led 27-0 after 3 quarters; Bennett 32-50, 363 yards & 3 TDs; Total offense: Duke 402, NAVY 476
O 9	Virginia Tech	H	L	21-22	25,125	VT WR Shaw GW PAT pass from QB Greenwood after WR Thomas 49-yard TD pass from Greenwood (0:33; 4th); VT overcomes 21-0 deficit
O 16	Clemson (-/20)	A	L	14-49	63,500	CLEM RB Austin 27-260 rushing & 3 TDs; CLEM 393 rushing yards; Bennett 20-34, 217 yards & 1 TD; Duke 4 TDs; 26 combined penalties
O 23	Maryland	A	L	22-49	40,100	MD QB Esiason 19-33, 253 & 3 TDs; MD led 29-0 after 1st quarter; MD DB Jones 4 INTs; Bennett 25-46, 228 yards & 1 TD
O 30	Georgia Tech	A	W	38-21	36,562	Bennett 11-20, 186 yards & 3 TDs; Grayson 29-173 rushing & 1 TD; Total offense: Duke 448, GT 384; Halftime: Duke, 21-0
N 6	Wake Forest	H	W	46-26	21,500	Castor 11-283 receiving & 3 TDs (ACC single-game yardage record); Duke 706 total yards; Bennett 21-37, 407 yards & 2 TDs; Tolish 4 FGs
N 13	N.C. State	A	L	16-21	42,800	NCS RB McIntosh 27-133 rushing; NCS RB Miller 14-100 rushing; Bennett 27-41, 313 yards & 1 TD; Halftime: Duke, 10-0; Militello 9-114 receiving
N 20	North Carolina	H	W	23-17	33,941	Franks GW 5-yard TD pass from Bennett (12:06; 4th); Grayson 21-118 rushing; Boone 14-105 rushing; Bennett 25-34, 273 yards & 1 TD

	1st	2nd	3rd	4th	Total
Duke	85	63	60	99	307
Opponents	67	73	90	60	290

TEAM STATISTICS

	Duke	Opponents
SCORING	307	290
Points Per Game	27.9	26.4
FIRST DOWNS	269	254
Rushing	102	127
Passing	149	107
Penalty	18	20
RUSHING YARDAGE	1,641	2,369
Yards gained rushing	1,995	2,677
Yards lost rushing	354	308
Rushing Attempts	431	535
Average Per Rush	3.8	4.4
Average Per Game	149.2	215.4
TDs Rushing	15	23
PASSING YARDAGE	3,349	2,254
Comp-Att-Int	258-414-16	175-305-13
Average Per Pass	8.1	7.4
Average Per Catch	13.0	12.9
Average Per Game	304.4	204.9
TDs Passing	23	14
TOTAL OFFENSE	4,990	4,623
Total Plays	845	840
Average Per Play	5.9	5.5
Average Per Game	453.6	420.2
KICK RETURNS: #-Yards	31-598	45-979
PUNT RETURNS: #-Yards	16-56	17-100
INT RETURNS: #-Yards	13-170	16-163
KICK RETURN AVERAGE	19.3	21.7
PUNT RETURN AVERAGE	3.5	5.8
INT RETURN AVERAGE	13.1	10.2
FUMBLES-LOST	19-11	20-14
PENALTIES-Yards	78-709	87-736
Average Per Game	64.5	66.9
PUNTS-Yards	46-1,899	50-1,919
Average Per Punt	41.3	38.4
Net punt average	-	-
KICKOFFS-Yards	-	-
Average Per Kick	-	-
Net kick average	-	-
TIME OF POSSESSION/Game	-	-
3RD-DOWN Conversions	-	-
3rd-Down Pct	-	-
4TH-DOWN Conversions	-	-
4th-Down Pct	-	-
SACKS BY	23	-
TOUCHDOWNS SCORED	40	38
FIELD GOALS-ATTEMPTS	11-22	8-16
ON-SIDE KICKS	-	-
RED-ZONE SCORES	-	-
RED-ZONE TOUCHDOWNS	-	-
PAT-ATTEMPTS	(30-35) 86%	(34-34) 100%

RUSHING

Player	G	Att	Gain	Loss	Net	Avg	TD	Lg	Avg/G
M. Grayson	10	136	742	49	693	5.1	5	40	69.3
G. Boone	11	78	443	9	434	5.6	2	46	39.5
J. Blunk	11	98	384	17	367	3.7	7	24	33.4
M. Atkinson	11	35	181	10	171	4.9	0	20	15.5
J. Grantham	3	16	64	4	60	3.8	1	12	20.0
T. Decker	11	4	23	0	23	5.7	0	11	2.1
C. Franks	11	2	18	0	18	9.0	0	11	1.6
C. Castor	11	3	18	1	17	5.6	0	13	1.5
P. Newman	5	1	16	0	16	16.0	0	16	3.2
J. El-Masry	1	1	7	0	7	7.0	0	7	7.0
J. Tolish	11	2	13	10	3	1.5	0	13	0.3
S. Bunker	1	1	0	0	0	0.0	0	0	0.0
R. Sally	2	1	0	9	-9	-9.0	0	-9	-4.5
B. Clinkscale	4	1	0	11	-11	-11.0	0	-11	-2.8
B. Bennett	11	52	86	234	-148	2.8	0	16	13.5

PASSING

Player	G	Effic	C-A-I	Pct	Yds	TD	Lg	Avg/G
B. Bennett	11	-	236-374-12	63.1	3,033	20	-	275.7
B. Clinkscale	4	-	15-21-2	71.4	192	0	-	48.0
R. Sally	2	-	4-10-1	40.0	71	1	-	35.5
M. Grayson	10	-	2-3-0	66.7	49	2	-	4.9
D. Walston	10	-	1-4-0	25.0	4	0	-	0.4
G. Frederick	11	-	0-2-1	0.0	0	0	-	0.0

RECEIVING

Player	G	No.	Yds	Avg	TD	Lg	Avg/G
M. Militello	11	52	725	13.9	2	28	65.9
C. Franks	11	49	446	9.1	3	28	40.5
C. Castor	11	46	952	20.7	13	88	86.5
M. Grayson	10	40	372	9.3	0	25	37.2
G. Tilley	4	13	199	15.3	1	36	49.8
J. Blunk	11	11	96	8.7	0	18	8.7
G. Frederick	11	9	126	14.0	0	38	11.5
M. Atkinson	11	8	43	5.4	0	14	3.9
J. Long	9	6	94	15.6	1	25	10.4
S. Russell	11	6	76	12.6	2	29	6.9
G. Boone	11	6	32	5.3	0	8	2.9
C. Herring	9	5	102	20.4	1	40	11.3
J. Tolish	11	2	64	32.0	0	47	5.8
J. Grantham	3	2	5	2.5	0	9	1.7
R. Reed	11	1	8	8.0	0	8	0.7
T. Decker	11	1	5	5.0	0	5	0.5
J. Poor	1	1	4	4.0	0	4	4.0

SCORING

Player	TD	FG	Kick	Rush	Rcv	Pass	Dxp	Saf	Pts
C. Castor	13	0-0	0-0	0-0	0	0-0	0	0	78
J. Tolish	0	9-16	26-27	0-0	0	0-0	0	0	53
J. Blunk	7	0-0	0-0	0-0	0	0-0	0	0	42
M. Grayson	5	0-0	0-0	0-0	0	0-0	0	0	30
C. Franks	3	0-0	0-0	0-1	0	0-0	0	0	18
G. Boone	3	0-0	0-0	0-0	0	0-0	0	0	18
M. Militello	2	0-0	0-0	1-1	0	0-0	0	0	14
S. Russell	2	0-0	0-0	0-0	0	0-0	0	0	12
K. Harper	0	2-6	4-8	0-0	0	0-0	0	0	10
J. Long	1	0-0	0-0	1-1	0	0-0	0	0	8
B. Johnstone	1	0-0	0-0	0-0	0	0-0	0	0	6
J. Grantham	1	0-0	0-0	0-0	0	0-0	0	0	6
C. Herring	1	0-0	0-0	0-0	0	0-0	0	0	6
G. Tilley	1	0-0	0-0	0-0	0	0-0	0	0	6
B. Bennett	0	0-0	0-4	0-0	0	0-0	0	0	0

PUNTING

Player	No.	Yds	Avg	Lg	TB	FC	I20	50+	Blk
J. Tolish	46	1,899	41.3	60	-	-	11	6	0

KICKOFF RETURNS

Player	No.	Yds	Avg	TD	Lg
M. Grayson	9	152	16.8	0	30
M. Atkinson	8	148	18.5	0	26
T. Decker	7	86	12.2	0	29
G. Boone	6	212	35.3	1	100
C. Franks	1	0	0.0	0	-

PUNT RETURNS

Player	No.	Yds	Avg	TD	Lg
J. Long	7	3	0.4	0	4
M. Militello	4	16	4.0	0	5
G. Tilley	4	10	2.5	0	5
C. Anderson	1	27	27.0	0	27

INTERCEPTIONS

Player	No.	Yds	Avg	TD	Lg
J. Hill	4	42	10.5	0	20
B. Johnstone	2	80	40.0	1	47
G. Tilley	1	23	23.0	0	23
J. Harelson	1	14	14.0	0	14
R. Alderman	1	7	7.0	0	7
B. Obrensky	1	4	4.0	0	4
B. Smith	1	0	0.0	0	-

FIELD GOALS

Player	FGM-A	Pct	1-9	20-29	30-39	40-49	50+	Lg	Blk
J. Tolish	9-16	.563	0-0	1-5	7-10	1-1	0-0	43	-
K. Harper	2-6	.333	0-0	0-1	2-2	0-1	0-2	36	-

TOTAL OFFENSE LEADERS

Player	G	Plays	Rush	Pass	Total	Avg/G
B. Bennett	11	-	-148	3,033	2,885	262.3
M. Grayson	10	-	693	49	742	74.2
G. Boone	11	-	434	0	434	39.5

ALL PURPOSE YARDAGE LEADERS

Player	G	Rush	Rec	PR	KOR	IR	Total	Avg/G
M. Grayson	10	693	372	0	152	0	1,217	121.7
M. Militello	11	0	725	16	0	0	741	67.4
G. Boone	11	434	0	0	212	0	646	58.7

TACKLE LEADERS

Player	G	UA	A	Tot	TFL/Yds	Sacks/Yds	PBU
G. Tilley	9</						

1983

Overall Record: 3-8 ACC: 3-3 (4th)

Head Coach: Steve Sloan

Assistant Coaches: Richard Bell (Asst. HC/DC), John Cropp (OC/RB), Miles Aldridge (OLB), Tommy Bowden (WR), Rod Broadway (DL), Jim Collins (DB), Richard Como (TE), Monty Crook (OL), Tommy Limbaugh (RC)

Starting Lineup: **OFFENSE:** QB Ben Bennett, TB Mike Grayson, FB Joel Blunk, FL Chuck Herring, SE Mark Militello, TE Scott Russell, ST Paul Burke, SG Mark Miller, C Philip Ebinger, OG Mike Higginbotham, OT Ted Million; **DEFENSE:** DE Mark Heninger, DT Brian Walter, NG Bill Smith, DT Jerome Ley, DE Chip Anderson, LB Ralph Anderson, LB Pete Stubbs, CB Mark Moseley, CB Johnny Hill, FS Joby Branion, SS Darryl Brunson;

SPECIAL TEAMS: K Ken Harper, P John Tolish

Captains: Phil Ebinger, Ben Bennett, Mike Grayson & Bill Smith | **Team MVP:** Mike Grayson

All-ACC: Mike Grayson¹, Ben Bennett¹, Phil Ebinger¹, Mark Militello¹, Scott Russell¹

All-America: Ben Bennett³, Phil Ebinger³ | **Academic All-America:** –

Miscellaneous Awards: ACC Player of the Year (Ben Bennett)

S 3	Virginia	A	L	30-38	28,947	UVA QB Schuchts 10-21, 275 yards & 3 TDs; Halftime: 21-21; Bennett 25-40, 253 yards & 3 TDs; Total offense: Duke 491, UVA 534
S 10	Indiana	A	L	10-15	41,120	IND RB Howard GW 6-yard TD rush (10:38; 4th); Halftime: Duke, 10-8; Bennett 27-40, 290 yards & 1 TD; Gee 6 tackles, 3 PBU's & 1 INT
S 17	South Carolina	H	L	24-31	20,500	SCAR RB Hagood GW 10-yard TD rush (:32; 4th); Halftime: Duke, 14-0; Grayson 13-80 rushing + 12-146 receiving; Total offense: Duke 447, SCAR 485
O 1	Miami (-/15)	H	L	17-56	28,750	MIA QB Kosar 14-19, 250 yards & 2 TDs; Total offense: Duke 225, MIA 613; Grayson 13-34 rushing & 1 TD; MIA eventual national champion
O 8	Virginia Tech	A	L	14-27	40,700	VT RB Copeland 22-78 rushing & 1 TD; Halftime: VT, 20-0; Rushing yards: Duke -4, VT 259; Bennett 25-51, 234 yards & 1 TD
O 15	Clemson	H	L	31-38	19,300	CLEM RB Mack 18-150 rushing; Duke TD on downs ends final drive at CLEM 9 (1:01; 4th); Bennett 34-53, 367 yards & 4 TDs; CLEM 514 yards
O 22	Maryland (-/15)	A	L	3-38	40,100	MD QB Esiason 13-21, 198 yards & 1 TD; Total offense: Duke 381, MD 506; Grantham 11-114 rushing; MD 304 rushing yards
O 29	Georgia Tech	H	W	32-26	17,650	Duke final 18 points to erase 26-14 3rd quarter deficit; Total offense: Duke 415, GT 225; Militello 13-140 receiving; Grantham 2 rushing TDs
N 5	Wake Forest	A	W	31-21	21,400	Grayson GW 1-yard TD rush (12:46; 4th); Grayson 39-152 rushing & 2 TDs; Duke final 24 points to erase 21-7 3rd quarter deficit
N 10	N.C. State	H	W	27-26	19,100	Militello GW 7-yard TD pass from Bennett (:26; 4th); Duke scores final 20 points to erase 26-7 3rd quarter deficit; Bennett 442 passing yards
N 19	North Carolina	A	L	27-34	49,500	UNC QB Stankavage GW 3-yard rush (2:21; 4th); Bennett 27-35, 323 yards & 2 TDs; Bennett becomes NCAA career passing yards leader

	1st	2nd	3rd	4th	Total
Duke	33	73	79	61	246
Opponents	82	95	93	80	350

TEAM STATISTICS	Duke	Opponents
SCORING	246	350
Points Per Game	22.4	31.8
FIRST DOWNS	266	228
Rushing	106	136
Passing	141	86
Penalty	19	6
RUSHING YARDAGE	1,380	2,702
Yards gained rushing	1,745	2,937
Yards lost rushing	365	235
Rushing Attempts	401	534
Average Per Rush	3.4	5.1
Average Per Game	125.5	245.6
TDs Rushing	14	28
PASSING YARDAGE	3,132	2,104
Comp-Att-Int	305-480-13	133-243-13
Average Per Pass	6.5	8.7
Average Per Catch	10.3	15.8
Average Per Game	284.7	191.3
TDs Passing	17	16
TOTAL OFFENSE	4,512	4,806
Total Plays	881	777
Average Per Play	5.1	6.2
Average Per Game	410.2	436.9
KICK RETURNS: #-Yards	32-637	37-887
PUNT RETURNS: #-Yards	24-200	24-174
INT RETURNS: #-Yards	13-99	13-165
KICK RETURN AVERAGE	19.9	24.0
PUNT RETURN AVERAGE	8.3	7.2
INT RETURN AVERAGE	7.6	12.7
FUMBLES-LOST	16-11	20-7
PENALTIES-Yards	48-460	79-677
Average Per Game	41.8	61.5
PUNTS-Yards	55-2,397	53-2,176
Average Per Punt	43.6	41.1
Net punt average	-	-
KICKOFFS-Yards	-	-
Average Per Kick	-	-
Net kick average	-	-
TIME OF POSSESSION/Game	-	-
3RD-DOWN Conversions	-	-
3rd-Down Pct	-	-
4TH-DOWN Conversions	-	-
4th-Down Pct	-	-
SACKS BY	9	-
TOUCHDOWNS SCORED	31	46
FIELD GOALS-ATTEMPTS	10-18	10-14
ON-SIDE KICKS	-	-
RED-ZONE SCORES	-	-
RED-ZONE TOUCHDOWNS	-	-
PAT-ATTEMPTS	(27-31) 87%	(42-46) 93%

RUSHING

Player	G	Att	Gain	Loss	Net	Avg	TD	Lg	Avg/G
M. Grayson	11	181	844	59	785	4.3	8	37	71.4
J. Grantham	11	101	571	15	556	5.5	5	64	50.5
J. Blunk	11	40	117	8	109	2.7	1	8	9.9
C. Herring	11	2	33	0	33	16.5	0	18	3.0
S. Sime	5	6	32	3	29	4.8	0	11	5.8
J. Tolish	11	1	15	0	15	15.0	0	15	1.4
G. Frederick	10	1	5	0	5	5.0	0	5	0.5
J. El-Masry	11	2	1	5	-4	-2.0	0	1	0.4
M. Atkinson	11	5	5	10	-5	-1.0	0	2	-0.5
D. Walston	11	5	20	27	-7	-1.4	0	20	-0.6
B. Bennett	11	57	102	238	-136	-2.4	0	19	-12.4

PASSING

Player	G	Effic	C-A-I	Pct	Yds	TD	Lg	Avg/G
B. Bennett	11	-	300-469-12	.640	3,086	17	-	280.5
D. Walston	11	-	5-10-0	.500	46	0	-	4.2
R. Sally	1	-	0-1-1	.000	0	0	-	0.0

RECEIVING

Player	G	No.	Yds	Avg	TD	Lg	Avg/G
M. Grayson	11	66	582	8.8	2	63	52.9
M. Militello	11	63	682	10.8	3	41	62.0
S. Russell	11	47	471	10.0	1	30	42.8
J. Grantham	11	27	259	9.6	1	41	23.5
J. Blunk	11	25	159	6.4	2	31	14.5
G. Frederick	10	15	233	15.5	5	47	23.3
R. Reed	7	14	159	11.4	0	22	22.7
C. Herring	11	13	177	13.6	3	56	16.1
G. Flanagan	10	12	144	12.0	0	19	14.4
C. Green	8	9	193	21.4	0	60	24.1
M. Atkinson	11	8	49	6.1	0	17	4.5
J. Dolan	9	3	24	8.0	0	10	2.7
J. El-Masry	11	2	5	2.5	0	10	0.5
B. Bennett	11	1	-5	-5.0	0	-	-0.5

SCORING

Player	TD	FG	Kick	Rush	Rcv	Pass	Dxp	Saf	Pts
M. Grayson	10	0-0	0-0	0-0	0	0-0	0	0	60
K. Harper	0	10-18	26-28	0-0	0	0-0	0	0	56
J. Grantham	6	0-0	0-0	1-1	0	0-0	0	0	38
G. Frederick	5	0-0	0-0	0-0	0	0-0	0	0	30
J. Blunk	3	0-0	0-0	0-0	0	0-0	0	0	18
C. Herring	3	0-0	0-0	0-0	0	0-0	0	0	18
M. Militello	3	0-0	0-0	0-0	0	0-0	0	0	18
S. Russell	1	0-0	0-0	0-0	0	0-0	0	0	6
TEAM	0	0-0	0-2	0-0	0	0-0	0	1	2

PUNTING

Player	No.	Yds	Avg	Lg	TB	FC	i20	50+	Blk
J. Tolish	53	2,299	43.4	64	-	-	11	12	0
B. Bennett	2	98	49.0	50	-	-	-	1	0

KICKOFF RETURNS

Player	No.	Yds	Avg	TD	Lg
J. Grantham	20	442	22.1	0	39
M. Atkinson	9	150	16.6	0	23
T. Decker	1	23	23.0	0	23
M. Grayson	1	22	22.0	0	22
J. El-Masry	1	0	0.0	0	-

PUNT RETURNS

Player	No.	Yds	Avg	TD	Lg
M. Grayson	12	110	9.2	0	36
J. Branion	9	69	7.7	0	20
M. Militello	3	21	7.0	0	21

INTERCEPTIONS

Player	No.	Yds	Avg	TD	Lg
C. Gee	4	44	11.0	0	38
D. Brunson	2	14	7.0	0	14
J. Branion	2	6	3.0	0	6
B. Johnstone	2	1	0.5	0	1
J. Hill	1	26	26.0	0	26
P. Stubbs	1	8	8.0	0	8
M. Junkin	1	0	0.0	0	-

FIELD GOALS

Player	FGM-A	Pct	1-19	20-29	30-39	40-49	50+	Lg	Blk
K. Harper	10-18	.556	2-2	3-3	2-3	3-8	0-2	45	-

TOTAL OFFENSE LEADERS

Player	G	Plays	Rush	Pass	Total	Avg/G
B. Bennett	11	-	-136	3,086	2,950	268.2
M. Grayson	11	-	785	0	785	71.4
J. Grantham	11	-	556	0	556	50.5

ALL PURPOSE YARDAGE LEADERS

Player	G	Rush	Rec	PR	KOR	IR	Total	Avg/G
M. Grayson	11	785	582	110	22	0	1,499	136.3
J. Grantham	11	556	259	0	442	0	1,257	114.3
M. Militello	11	0	682	21	0	0	703	63.9

TACKLE LEADERS

Player	G	UA	A	Tot	TFL/Yds	Sacks/Yds	PBU
N. Buoniconti	11	54	43	97	5.0	0.0	1
R. Alderman	10	55	39	94	0.0	0.0	0
J. Branion	9	40	22	62	0.0	0.0	4
P. Stubbs	8	32	27	59	5.0	0.0	1
M. Junkin	11	34	24	58	0.0	0.0	1
H. Ward	11	33	20	53	6.0	2.0	0
B. Smith	11	19	26	45	0.0	0.0	0
D. Brunson	11	27	17	44	0.0	0.0	3
C. Gee	11	25	19	44	1.0	0.0	8
M. Youmans	11	16	18	34	3.0	2.0	0
R. Andrews	10	15	18	33	2.0	1.0	0
J. Ley	10	15	14	29	3.0	2.0	0
G. Barner	8	17	10	27	1.0	0.0	0
B. Obremeskey	11	15	10	25	0.0	0.0	0
M. Moseley	10	13	10	23	0.0	0.0	1
J. Hill	5	13	10	23	1.0	0.0	0
M. Heninger	11	10	12	22	0.0	0.0	1
C. Anderson	11	10	12	22	0.0	1.0	5
B. Johnstone	11	11	7	18	1.0	0.0	3
D. Adams	6	8	9	17	0.0	0.0	0
J. Harelson	7	6	1				

1984

Overall Record: 2-9 ACC: 1-5 (16th)

Head Coach: Steve Sloan

Assistant Coaches: Miles Aldridge (OLB), Rodney Allison (OB), Richard Bell (Asst. HC), Tommy Bowden (WR), Rod Broadway (DL), Richard Como (TE), Monty Crook (OL), Tommy Limbaugh (RC), Ron McCrone (DB)

Starting Lineup: **OFFENSE:** QB Ron Sally (2), Steve Slayden (5) or Drew Walston (4), RB Julius Grantham, WR Chuck Herring, WR Greg Flanagan, FB Scott Sime, TE Scott Russell, ST Ted Million, SG Mark Higgin-botham, C Paul Constantino, OG Dave Lindquist, QT Justin Beckett; **DEFENSE:** OLB Harry Ward, DT Scott Wilkinson, DT Murray Youmans, OLB David Adams, WLB Pete Stubbs, MLB Mike Junkin, SLB Greg Blackwell, ROV Howard Woods, CB Joby Branion, CB Mark Moseley, S Johnny Hill; **SPECIAL TEAMS:** K Ken Harper, P John Tolish

Captains: Johnny Hill, Scott Russell & Ron Sally | Team MVP: Johnny Hill

All-ACC: -

All-America: - | Academic All-America: -

Miscellaneous Awards: -

S 8	Indiana	H	W	31-24	23,500	Grantham GW 1-yard TD rush (1:22; 4th); Harper 42-yard FG to tie game, 24-24 (5:19; 4th); Grantham 31-141 rushing; Halftime: 14-14
S 22	South Carolina	A	L	0-21	68,300	SCAR QB Mitchell 8-11, 87 yards & 1 TD; Rushing yards: Duke 50, SCAR 265; Duke 4 TOs; Sally DNP (injury); Andrews 13 tackles & 2.0 sacks
S 29	Army West Point	A	L	9-13	39,026	ARMY RB Black 30-126 rushing & 1 TD; Harper 3 FGs (20, 34 & 32); Halftime: ARMY, 10-6; Rushing yards: Duke 151, ARMY 300
O 6	Virginia	H	L	10-38	17,200	UVA RB Petty 17-114 rushing & 2 TDs; Total offense: Duke 261, UVA 345; Peacock 21-71 rushing; Junkin 8 tackles & 2.0 TFL
O 13	Virginia Tech	A	L	0-27	36,400	VT QB Cox 8-19, 153 yards & 2 TDs; Rushing yards: Duke -4, VT 148; Duke 68 total yards; Buoniconti 12 tackles & 1 INT
O 20	Clemson	A	L	21-54	80,500	CLEM RB Flowers 11-119 rushing; Halftime: CLEM, 41-0; Herring 4-146 receiving; Junkin 3.0 TFL; Total offense: Duke 377, CLEM 547
O 27	Maryland	H	L	7-43	17,500	MD RB Neal 9-122 rushing & 2 TDs; Total offense: Duke 203, MD 549; Halftime: MD, 29-7; Grantham 14-43 rushing + 5-78 receiving
N 3	Georgia Tech	A	L	3-31	36,393	GT QB Dewberry 13-19, 190 yards & 3 TDs; GT RB Lavette 20-114 rushing; Total offense: Duke 221, GT 464; Slayden 19-35, 153 yards
N 10	Wake Forest	H	L	16-20	28,000	WF WR Scales GW 7-yard TD pass from QB White (:16; 4th); Grantham 7-yard TD rush put Duke ahead, 16-13 (14:11; 4th); Duke 214 rush yards
N 17	N.C. State	A	W	16-13	35,200	Harper GW 29-yard FG (1:52; 4th); Brunson INT ends NCS final drive (1:17; 4th); Total offense: Duke 344, NCS 326; Buoniconti 15 tackles
N 24	North Carolina	H	L	15-17	31,200	Duke failed PAT pass trailing, 17-15 (9:30; 4th); Duke poor snap on 22-yard FGA (2:26; 4th); Rushing yards: Duke 102, UNC 13; Duke 5 TOs

	1st	2nd	3rd	4th	Total
Duke	16	43	28	41	128
Opponents	62	134	58	47	301

TEAM STATISTICS	Duke	Opponents
SCORING	128	301
Points Per Game	11.6	27.4
FIRST DOWNS	191	211
Rushing	95	112
Passing	87	92
Penalty	9	7
RUSHING YARDAGE	1,106	2,275
Yards gained rushing	1,657	2,519
Yards lost rushing	551	244
Rushing Attempts	487	498
Average Per Rush	2.3	4.6
Average Per Game	100.5	206.8
TDs Rushing	6	17
PASSING YARDAGE	2,020	2,037
Comp-Att-Int	183-325-19	138-243-11
Average Per Pass	6.2	8.4
Average Per Catch	11.0	14.8
Average Per Game	183.6	185.2
TDs Passing	6	18
TOTAL OFFENSE	3,126	4,312
Total Plays	876	741
Average Per Play	3.6	5.8
Average Per Game	284.2	392.0
KICK RETURNS: #-Yards	43-873	20-456
PUNT RETURNS: #-Yards	21-198	38-303
INT RETURNS: #-Yards	12-51	20-268
KICK RETURN AVERAGE	20.3	22.8
PUNT RETURN AVERAGE	9.4	8.0
INT RETURN AVERAGE	4.3	13.4
FUMBLES-LOST	28-14	20-11
PENALTIES-Yards	55-543	62-529
Average Per Game	49.4	48.1
PUNTS-Yards	63-2,461	48-1,939
Average Per Punt	39.1	40.4
Net punt average	-	-
KICKOFFS-Yards	-	-
Average Per Kick	-	-
Net kick average	-	-
TIME OF POSSESSION/Game	-	-
3RD-DOWN Conversions	-	-
3rd-Down Pct	-	-
4TH-DOWN Conversions	-	-
4th-Down Pct	-	-
SACKS BY	11	-
TOUCHDOWNS SCORED	13	37
FIELD GOALS-ATTEMPTS	13-16	15-25
ON-SIDE KICKS	-	-
RED-ZONE SCORES	-	-
RED-ZONE TOUCHDOWNS	-	-
PAT-ATTEMPTS	(10-13) 77%	(34-37) 92%

RUSHING

Player	G	Att	Gain	Loss	Net	Avg	TD	Lg	Avg/G
J. Grantham	5	110	415	20	395	3.6	1	18	79.0
M. Peacock	11	99	392	19	373	3.8	2	22	33.9
S. Monk	9	64	195	29	166	2.6	0	18	18.4
T. Smith	8	35	138	3	135	3.9	0	16	16.9
S. Sime	9	23	95	0	95	4.1	0	17	10.6
M. Atkinson	11	20	109	27	82	4.1	0	45	7.5
E. Sanders	10	23	66	3	63	2.7	1	9	6.3
C. Herring	11	1	11	0	11	11.0	0	11	1.0
J. Tolish	8	1	10	0	10	10.0	0	10	1.3
R. Sally	3	26	64	69	-5	-0.2	0	9	-1.7
S. Slayden	9	61	130	208	-78	-8.7	1	17	-8.7
D. Walston	11	23	32	135	-103	-4.5	1	12	-9.4
TEAM	11	1	0	38	-38	-	0	-	-3.5

PASSING

Player	G	Effic	C-A-I	Pct	Yds	TD	Lg	Avg/G
S. Slayden	9	-	113-202-9	.559	1,229	4	-	136.6
D. Walston	11	-	45-78-7	.557	494	0	-	44.9
R. Sally	3	-	25-45-3	.556	297	2	-	99.0

RECEIVING

Player	G	No.	Yds	Avg	TD	Lg	Avg/G
C. Herring	11	37	627	16.9	0	67	57.0
S. Russell	10	21	199	9.5	0	19	19.9
J. Grantham	5	15	146	9.7	2	48	29.2
R. Reed	11	14	182	13.0	0	30	16.5
M. Peacock	11	14	88	6.3	0	14	8.0
S. Sime	9	14	78	5.6	0	9	8.7
G. Frederick	10	13	163	12.5	2	23	16.3
J. White	8	10	177	17.7	0	49	22.1
M. Atkinson	11	9	84	9.3	0	18	7.6
T. Smith	8	9	33	3.7	0	11	4.1
E. Sanders	10	7	81	11.6	0	26	8.1
S. Monk	9	7	29	4.1	0	13	3.2
D. Green	2	5	67	13.4	2	18	33.5
J. Cooper	11	5	28	5.6	0	9	2.5
D. Schreiber	2	3	38	12.7	0	18	19.0

SCORING

Player	TD	FG	Kick	Rush	Rcv	Pass	Dxp	Saf	Pts
K. Harper	0	13-16	9-9	0-0	0	0-0	0	0	48
J. Grantham	3	0-0	0-0	0-0	0	0-0	0	0	18
G. Frederick	2	0-0	0-0	0-0	0	0-0	0	0	12
D. Green	2	0-0	0-0	0-0	0	0-0	0	0	12
M. Peacock	2	0-0	0-0	0-0	0	0-0	0	0	12
E. Sanders	1	0-0	0-0	0-0	0	0-0	0	0	6
D. Walston	1	0-0	0-0	0-0	0	0-0	0	0	6
S. Monk	1	0-0	0-0	0-0	0	0-0	0	0	6
S. Slayden	1	0-0	0-0	0-0	0	0-0	0	0	6
C. Herring	0	0-0	0-0	1-1	0	0-0	0	0	2
TEAM	0	0-0	0-3	0-0	0	0-0	0	0	0

PUNTING

Player	No.	Yds	Avg	Lg	TB	FC	i20	50+	Blk
J. Tolish	44	1,722	39.2	55	-	-	-	-	0
K. Harper	18	739	41.1	50	-	-	-	-	0
TEAM	1	0	0.0	-	-	-	-	-	1

KICKOFF RETURNS

Player	No.	Yds	Avg	TD	Lg
M. Atkinson	26	579	22.3	0	53
C. Herring	12	205	17.2	0	34
S. Monk	9	55	18.3	0	20
E. Sanders	2	34	17.0	0	17

PUNT RETURNS

Player	No.	Yds	Avg	TD	Lg
J. Branion	20	180	9.0	0	36
D. Green	1	18	18.0	0	18

INTERCEPTIONS

Player	No.	Yds	Avg	TD	Lg
J. Hill	4	0	0.0	0	0
D. Terry	2	9	4.5	0	9
D. Brunson	2	0	0.0	0	0
B. Nixon	1	20	20.0	0	20
H. Wood	1	11	11.0	0	11
J. Branion	1	7	7.0	0	7
N. Buoniconti	1	4	4.0	0	4

FIELD GOALS

Player	FGM-A	Pct	1-19	20-29	30-39	40-49	50+	Lg	Blk
K. Harper	13-16	.813	0-0	4-4	5-7	4-4	0-1	49	-

TOTAL OFFENSE LEADERS

Player	G	Plays	Rush	Pass	Total	Avg/G
S. Slayden	9	-	-78	1,229	1,151	127.9
J. Grantham	5	-	395	0	395	79.0
D. Walston	11	-	-103	494	391	35.5

ALL PURPOSE YARDAGE LEADERS

Player	G	Rush	Rec	PR	KOR	IR	Total	Avg/G
C. Herring	11	0	627	0	205	0	832	75.6
M. Atkinson	11	82	84	0	579	0	745	67.7
J. Grantham	5	395	146	0	0	0	541	108.2

TACKLE LEADERS

Player	G	UA	A	Tot	TFL/Yds	Sacks/Yds	PBU
M. Junkin	11	49	56	105	6.0	3.0	2
N. Buoniconti	11	36	62	98	0.0	0.0	1
J. Hill	10	41	32	73	2.0	0.0	3
D. Adams	11	35	36	71	3.0	0.0	0
H. Ward	11	29	38	67	5.0	1.0	3
R. Andrews	11	32	35	67	6.0	4.0	0
J. Branion	11	33	14	47	4.0	0.0	10
G. Blackwell	8	18	27	45	2.0	2.0	0
H. Woods	11	24	13	37	6.0	0.0	1
D. Brunson	11	17	17	34	4.0	0.0	1
B. Lucas	11	19	14	33	2.0	0.0	0
P. Stubbs	11	15	16	31	2.0	0.0	0
J. El-Nasry	8	11	19	30	2.0	0.0	0
A. Andreasik	11	17	12	29	0.0	0.0	0
C. Owens	11	13	14	27	0.0	1.0	0
A. Scales	7	18	5	23	0.0	0.0	5
D. Terry	11	13	9	22	1.0	0.0	

1985

Overall Record: 4-7 ACC: 2-5 (16th)

Head Coach: Steve Sloan

Assistant Coaches: Tommy Bowden (OC), Richard Bell (asst. HC/DC), Rodney Allison (OB), Rod Broadway (DL), Jim Collins (LB), Richard Como (OL/TE), Tommy Limbaugh (RC), Bob Sanders (OLB), Mark Thomas (OL)
Starting Lineup: OFFENSE: QB Steve Slayden, RB Stanley Monk, WR Chuck Herring, WR Doug Green, FB Tracy Smith, TE Rick Reed, ST Roy Brabson, SG Mark Higginbotham, C Paul Constantino, OG Ted Million, OT Justin Beckett; **DEFENSE:** DE Dave Demore, DT Reggie Andrews, DT David Adams, DE Harry Ward, LB Pete Stubbs, LB Mike Junkin, LB Nick Buoniconti, ROV Howard Woods, CB Allen Scales, CB Mark Moseley, S Fonda Williams; **SPECIAL TEAMS:** K Ken Harper, P Anthony Dilweg

Captains: Pete Stubbs, Nick Buoniconti, Mike Higginbotham & Harry Ward | **Team MVP:** Harry Ward

All-ACC: Mike Junkin¹

All-America: Mike JunkinTM | **Academic All-America:** –

Miscellaneous Awards: –

S 7	Northwestern	H	W	40-17	23,500	Monk 8-86 rushing & 2 TDs; Slayden 21-28, 229 yards & 2 TDs; Total offense: Duke 402, NW 277; Halftime: Duke, 24-14; Junkin 12 tackles
S 14	West Virginia	A	L	18-20	61,191	WVU QB Talley 2 total TDs (1 rush); Slayden failed PAT rush after Smith 2-yard TD rush (:29; 4th); Duke failed outside kick (:29; 4th); Smith 2 TDs
S 21	Ohio	H	W	34-13	18,150	Grantham 20-75 rushing & 3 TDs; Duke scores final 27 points to erase 13-7 halftime deficit; Muschamp 11-18, 134 yards off bench
O 5	Virginia	A	L	14-37	41,500	UVA RB Morgan 18-128 rushing; Halftime: UVA, 24-7; Slayden 18-33, 208 yards & 1 TD; Junkin 19 tackles; Total offense: Duke 284, UVA 450
O 12	South Carolina	A	L	7-28	71,150	SCAR WR Sharpe 100-yard KOR for TD; Total offense: Duke 206, SCAR 330; SCAR defense 6.0 sacks & 3 INTs; Andrews 3.0 TFL
O 19	Clemson	H	L	9-21	31,700	CLEM RB Flowers 16-121 rushing & 2 TDs; Slayden 24-33, 218 yards; Duke 4 TOs; Stubbs & Ward 10 tackles; Total offense: Duke 343, CLEM 374
O 26	Maryland	A	L	10-40	46,175	MD QB Gelbaugh 18-32, 314 yards & 3 TDs; MD scores final 30 points to erase 18-12 3rd quarter deficit; MD 501 yards; Smith 15-67 rushing
N 2	Georgia Tech	H	L	0-9	14,400	Total offense: Duke 358, GT 244; Junkin 18 tackles; Duke 2 TOs & 2 missed FGAs; Green 6-113 receiving; Grantham 18-74 rushing
N 9	Wake Forest	A	L	7-27	19,800	WF QB Elkins 13-21, 119 yards & 3 TDs; Duke 5 TOs; Slayden 232 total yards; Total offense: Duke 297, WF 391; Stubbs 18 tackles & 1.0 TFL
N 16	N.C. State	H	W	31-19	16,200	Green 71-yard TD pass from Slayden on 1st snap from scrimmage (14:43; 1st); Halftime: Duke, 24-3; Monk 21-104 rushing; Williams 4 PBUs
N 23	North Carolina	A	W	23-21	48,500	Green GW 5-yard TD pass from Slayden (1:10; 4th); Junkin INT ends UNC final drive (4th); Duke final 20 points to erase 21-3 deficit

	1st	2nd	3rd	4th	Total
Duke	30	64	51	48	193
Opponents	52	91	61	48	252

TEAM STATISTICS	Duke	Opponents
SCORING	193	252
Points Per Game	17.5	22.9
FIRST DOWNS	225	208
Rushing	102	101
Passing	104	97
Penalty	19	10
RUSHING YARDAGE	1,459	1,820
Yards gained rushing	1,852	2,119
Yards lost rushing	393	299
Rushing Attempts	477	476
Average Per Rush	3.1	3.8
Average Per Game	132.6	165.5
TDs Rushing	16	12
PASSING YARDAGE	2,232	2,020
Comp-Att-Int	198-338-18	159-292-13
Average Per Pass	6.6	6.9
Average Per Catch	11.2	12.7
Average Per Game	202.9	183.6
TDs Passing	10	17
TOTAL OFFENSE	3,691	3,840
Total Plays	815	768
Average Per Play	4.5	5.0
Average Per Game	335.5	349.1
KICK RETURNS: #-Yards	40-801	30-784
PUNT RETURNS: #-Yards	15-155	24-158
INT RETURNS: #-Yards	13-95	19-196
KICK RETURN AVERAGE	20.0	26.1
PUNT RETURN AVERAGE	10.3	6.6
INT RETURN AVERAGE	7.3	10.3
FUMBLES-LOST	21-11	16-9
PENALTIES-Yards	57-529	72-661
Average Per Game	48.1	60.1
PUNTS-Yards	55-2,178	52-1,999
Average Per Punt	39.6	38.4
Net punt average	-	-
KICKOFFS-Yards	-	-
Average Per Kick	-	-
Net kick average	-	-
TIME OF POSSESSION/Game	-	-
3RD-DOWN Conversions	-	-
3rd-Down Pct	-	-
4TH-DOWN Conversions	-	-
4th-Down Pct	-	-
SACKS BY-Yards	27.0-195	-
TOUCHDOWNS SCORED	26	30
FIELD GOALS-ATTEMPTS	6-16	14-18
ON-SIDE KICKS	-	-
RED-ZONE SCORES	-	-
RED-ZONE TOUCHDOWNS	-	-
PAT-ATTEMPTS	(19-26) 73%	(28-30) 93%

RUSHING

Player	G	Att	Gain	Loss	Net	Avg	TD	Lg	Avg/G
T. Smith	11	122	484	29	455	3.7	5	45	41.4
S. Monk	11	102	451	20	431	4.2	3	53	39.2
J. Grantham	8	90	344	43	301	3.3	3	19	37.6
E. Sanders	10	29	108	2	106	3.7	2	21	10.6
S. Slayden	10	99	327	245	82	0.8	2	19	8.2
W. Charles	6	12	54	9	45	3.8	0	14	7.5
C. Herring	9	2	25	0	25	12.5	0	23	2.8
M. Peacock	11	4	11	0	11	2.8	0	5	1.0
G. Flanagan	11	1	9	0	9	9.0	0	9	0.8
J. Howell	11	1	9	0	9	9.0	0	9	0.8
M. Muschamp	11	8	22	16	6	0.8	1	9	0.5
D. Green	11	1	0	1	-1	-0.1	0	-	-0.1
A. Dilweg	11	6	8	28	-20	-1.8	0	7	-1.8

PASSING

Player	G	Effic	C-A-1	Pct	Yds	TD	Lg	Avg/G
S. Slayden	11	-	173-294-13	.588	1,937	10	-	176.1
A. Dilweg	11	-	14-25-2	.560	161	0	-	14.6
M. Muschamp	11	-	11-18-2	.611	134	0	-	12.8
S. Monk	11	-	0-1-1	.000	0	0	-	0.0

RECEIVING

Player	G	No.	Yds	Avg	TD	Lg	Avg/G
D. Green	11	51	804	15.8	8	71	73.1
J. Cooper	11	24	285	11.9	2	24	25.9
T. Smith	11	24	179	7.5	0	18	16.3
S. Monk	11	23	179	7.8	0	17	16.3
R. Reed	10	20	232	11.6	0	22	23.2
E. Sanders	10	14	79	5.6	0	12	7.9
C. Herring	9	13	208	16.0	0	31	23.1
G. Flanagan	11	13	162	12.5	0	32	14.7
J. Grantham	8	12	81	6.8	0	13	10.1
G. Downs	5	1	16	16.0	0	16	3.2
M. Peacock	11	1	8	8.0	0	8	0.7
W. Charles	6	1	4	4.0	0	4	0.7
J. Howell	11	1	-5	-5.0	0	-5	-0.5

SCORING

Player	TD	FG	Kick	Rush	Rcv	Pass	Dxp	Saf	Pts
D. Green	8	0-0	0-0	0-0	0	0-0	0	0	48
K. Harper	0	6-16	19-23	0-0	0	0-0	0	0	37
T. Smith	5	0-0	0-0	0-0	0	0-0	0	0	30
J. Grantham	3	0-0	0-0	0-0	0	0-0	0	0	18
S. Monk	3	0-0	0-0	0-0	0	0-0	0	0	18
J. Cooper	2	0-0	0-0	0-0	0	0-0	0	0	12
E. Sanders	2	0-0	0-0	0-0	0	0-0	0	0	12
S. Slayden	2	0-0	0-0	0-3	0	0-0	0	0	12
M. Muschamp	1	0-0	0-0	0-0	0	0-0	0	0	6

PUNTING

Player	No.	Yds	Avg	Lg	TB	FC	i20	50+	Blk
A. Dilweg	54	2,178	40.3	56	-	-	-	-	0
TEAM	1	0	0.0	-	-	-	-	-	1

KICKOFF RETURNS

Player	No.	Yds	Avg	TD	Lg
S. Monk	22	455	20.7	0	52
M. Diminick	11	210	19.1	0	40
W. Charles	6	125	20.8	0	25
G. Edwards	1	11	11.0	0	11

PUNT RETURNS

Player	No.	Yds	Avg	TD	Lg
D. Green	15	155	10.3	0	49

INTERCEPTIONS

Player	No.	Yds	Avg	TD	Lg
M. Moseley	2	44	22.0	0	28
B. Calamari	2	3	1.5	0	3
A. Scales	2	0	0.0	0	-
C. Owens	1	25	25.0	0	25
J. Godfrey	1	11	11.0	0	11
D. Terry	1	5	5.0	0	5
M. Junkin	1	4	4.0	0	4
H. Woods	1	3	3.0	0	3
T. Laster	1	0	0.0	0	-
F. Williams	1	0	0.0	0	-

FIELD GOALS

Player	FGM-A	Pct	1-19	20-29	30-39	40-49	50+	Lg	Blk
K. Harper	6-16	.375	-	-	-	-	-	-	-

TOTAL OFFENSE LEADERS

Player	G	Rush	Pass	Total	Avg/G
S. Slayden	10	82	1,937	2,019	201.9
T. Smith	11	455	0	455	41.4
S. Monk	11	431	0	431	39.2

ALL PURPOSE YARDAGE LEADERS

Player	G	Rush	Rec	PR	KOR	IR	Total	Avg/G
S. Monk	11	431	179	0	455	0	1,065	96.8
D. Green	11	-1	804	155	0	0	959	87.2
T. Smith	11	455	179	0	0	0	634	57.6

TACKLE LEADERS

Player	G	UA	A	Tot	TFL/Yds	Sacks/Yds	PBU
M. Junkin	-	105	57	162	12.0-42	1.0-11	3
P. Stubbs	-	73	44	117	6.0-32	2.0-21	3
H. Ward	-	38	59	97	3.0-10	1.0-5	0
D. Adams	-	49	42	91	4.0-13	1.0-7	1
D. Demore	-	40	43	83	5.0-25	3.0-20	0
A. Andreasik	-	36	44	80	7.0-36	3.0-28	3
R. Andrews	-	39	34	73	21.5-98	10.5-76	1
C. Owens	-	23	31	54	3.0-13	1.0-5	0
A. Scales	-	32	20	52	2.0-5	0.0-0	6
F. Williams	-	31	21	52	0.0-0	0.0-0	11
N. Buoniconti	-	20	25	45	3.0-7	1.0-1	0
M. Moseley	-	24	10	34	1.0-7	0.0-0	3
H. Woods	-	27	12	29	0.0-0	0.0-0	1
J. Godfrey	-	26	13	29	1.0-8	1.0-8	0
D. Terry	-	17	11	28	0.0-0	0.0-0	2
B. Calamari	-	14	10	24	0.0-0	0.0-0	2
B. Lucas	-	15	9	24	1.0-3	0.0-0	0
T. Laster	-	7	6	13	0.0-0	0.0-0	1
M. Youmans	-	7	5	12	2.0-9	2.0-9	0
K. McNulty	-	3	8	11	0.0-0	0.0-0</	

1986

Overall Record: 4-7 ACC: 2-5 (6th)

Head Coach: Steve Sloan

Assistant Coaches: Richard Bell (Asst. HC/DC/DB), Tommy Bowden (OC/WR) Rodney Allison (OB), Rod Broadway (DL), Jim Collins (ILB), Tommy Limbaugh (RC), Jeff Long (TE), Bob Sanders (OLB), Mark Thomas (OL)

Starting Lineup: OFFENSE: QB Steve Slayden, RB Julius Grantham, RB Tracy Smith, WR Doug Green, WR Greg Downs, TE Jason Cooper, OT Chris Port, OG Paul Burke, C Paul Constantino, OG Steve Ryan, OT Ted McNairy; DEFENSE: DE John El-Masry, DT Craig Owens, DT Marc Crayton, DE Dave Demore, LB Andy Andreasik, LB Mike Junkin, LB Jim Godfrey, ROV Bob Calamari, DB Mike Diminick, DB Dewaye Terry, DB Fonda Williams; SPECIAL TEAMS: K Doug Peterson, P Anthony Dilweg

Captains: Paul Constantino & Mike Junkin | Team MVP: Mike Junkin

All-ACC: Mike Junkin¹

All-America: Mike Junkin² | Academic All-America: Mike Diminick¹

Freshman All-America: Chris Port¹

Miscellaneous Awards: -

S 6	Northwestern	A	W	17-6	21,514	Grantham 22-79 rushing; Total offense: Duke 272, NW 342; TOS: Duke 3, NW 4; Junkin 25 tackles; NW zero points over final 3 quarters
S 13	Georgia (-/19)	A	L	7-31	80,420	UGA RB Tate 11-74 rushing & 1 TD; Halftime: UGA, 3-0; Rushing yards: Duke 15, UGA 269; TOS: Duke 3, UGA 4; Slayden 17-34, 159 yards
S 20	Ohio	H	W	22-7	28,500	Slayden 18-22, 213 yards & 2 TDs; Grantham 15-82 rushing; Total offense: Duke 395, OHIO 260; Halftime: Duke, 15-0; Junkin 11 tackles & 1 INT
S 27	Virginia	H	W	20-13	20,500	Slayden 15-23, 220 yards & 3 TDs; UVA 5 drives in 2nd half: 2 punts, 1 FG, 1 TO on downs & end of game; Duke 18:30 TOP in 2nd half
O 4	Vanderbilt	A	L	18-24	38,874	VANDY RB Woods 13-112 rushing; Duke final drive ends with Slayden INT in EZ (:02; 4th); Total offense: Duke 435, VANDY 344; Peterson 4 FGs
O 18	Clemson (-/17)	A	L	3-35	81,500	CLEM RB Flagler 20-102 rushing; Rushing yards: Duke 16, CLEM 235; CLEM defense 15.0 TFL & 6.0 sacks; Slayden 199 pass yards; Junkin 16 tackles
O 25	Maryland	H	L	19-27	18,600	Halftime: MD, 20-3; Peterson PATA wide right after Duke pulls within 20-19 (9:42; 4th); Duke final drive ends with Slayden INT (1:40; 4th)
N 1	Georgia Tech	A	L	6-34	37,102	GT QB Gast 3 TD passes; Duke 137 total net yards, 10 penalties & 6 TOS; Rushing yards: Duke 68, GT 245; Grantham 14-77 rushing
N 8	Wake Forest	H	W	38-36	36,200	Peterson GW 32-yard FG (:07; 4th); WF RB McGill 21-yard TD rush & K Hoyle PAT for 36-35 lead (3:51; 4th); Duke 273 rushing yards
N 15	N.C. State	A	L	15-29	41,800	NCS QB Kramer 214 passing yards; Duke 6 lost fumbles; Total offense: Duke 247, NCS 267; Junkin 12 tackles & 2.0 TFL; Monk 3-42 rushing
N 22	North Carolina	H	L	35-42	33,500	UNC WR Lewis GW 51-yard TD pass from Maye (2:42; 4th); UNC 605 total yards & 3 TDs of 50+ yards; Slayden 235 pass yards & 3 TDs

	1st	2nd	3rd	4th	Total
Duke	42	68	36	54	200
Opponents	67	72	57	88	284

TEAM STATISTICS	Duke	Opponents
SCORING	200	284
Points Per Game	18.2	25.8
FIRST DOWNS	210	217
Rushing	108	97
Passing	85	104
Penalty	17	16
RUSHING YARDAGE	1,554	1,963
Yards gained rushing	1,832	2,187
Yards lost rushing	278	224
Rushing Attempts	442	488
Average Per Rush	3.5	4.0
Average Per Game	141.3	178.5
TDs Rushing	10	16
PASSING YARDAGE	1,979	2,220
Comp-Att-Int	189-325-15	170-290-6
Average Per Pass	6.1	7.7
Average Per Catch	10.6	13.1
Average Per Game	179.9	201.8
TDs Passing	14	14
TOTAL OFFENSE	3,533	4,183
Total Plays	767	778
Average Per Play	4.6	5.4
Average Per Game	321.2	380.3
KICK RETURNS: #-Yards	51-777	40-750
PUNT RETURNS: #-Yards	19-135	30-209
INT RETURNS: #-Yards	8-55	16-164
KICK RETURN AVERAGE	15.2	18.8
PUNT RETURN AVERAGE	7.1	7.0
INT RETURN AVERAGE	6.9	10.3
FUMBLES-LOST	33-16	29-22
PENALTIES-Yards	68-598	77-656
Average Per Game	54.4	59.6
PUNTS-Yards	57-2,257	45-1,664
Average Per Punt	39.6	37.0
Net punt average	-	-
KICKOFFS-Yards	-	-
Average Per Kick	-	-
Net kick average	-	-
TIME OF POSSESSION/Game	-	-
3RD-DOWN Conversions	-	-
3rd-Down Pct	-	-
4TH-DOWN Conversions	-	-
4th-Down Pct	-	-
SACKS BY	13	-
TOUCHDOWNS SCORED	25	34
FIELD GOALS-ATTEMPTS	10-13	15-19
ON-SIDE KICKS	-	-
RED-ZONE SCORES	-	-
RED-ZONE TOUCHDOWNS	-	-
PAT-ATTEMPTS	(14-19) 74%	(31-32) 97%

RUSHING

Player	G	Att	Gain	Loss	Net	Avg	TD	Lg	Avg/G
J. Grantham	11	158	719	42	677	4.4	1	43	61.5
T. Smith	10	92	343	15	328	3.6	6	24	32.8
S. Monk	11	26	175	10	165	6.3	0	29	15.0
T. Edwards	5	26	172	7	165	6.3	1	64	33.0
W. Charles	7	23	114	3	111	4.8	0	32	15.9
S. Slayden	11	83	237	160	77	0.9	2	29	7.0
E. Sanders	10	21	55	4	51	2.4	0	5	5.1
M. Peacock	11	5	6	0	6	1.2	0	5	0.5
C. Hines	11	1	0	5	-5	-5.0	0	-	-0.5
A. Dilweg	11	7	11	32	-21	-1.9	0	6	-1.9

PASSING

Player	G	Effic	C-A-I	Pct	Yds	TD	Lg	Avg/G
S. Slayden	11	-	183-313-15	.585	1,914	14	-	174.0
A. Dilweg	11	-	6-12-0	.500	65	0	-	5.9

RECEIVING

Player	G	No.	Yds	Avg	TD	Lg	Avg/G
D. Green	11	46	608	13.2	6	54	55.3
J. Cooper	11	39	438	11.2	1	30	39.8
J. Grantham	11	30	218	7.3	1	35	19.8
E. Sanders	10	13	74	5.7	0	13	7.4
S. Monk	11	12	126	10.5	2	29	11.5
G. Flanagan	7	11	176	16.0	3	29	24.1
G. Downs	11	8	151	18.9	0	25	13.7
T. Smith	10	7	45	6.4	0	15	4.5
W. Charles	7	6	51	8.5	1	23	7.3
T. Edwards	5	6	38	6.3	0	10	7.6
M. Peacock	11	5	25	5.0	0	14	2.3
C. Hines	11	3	9	3.0	0	5	0.8
D. Colonna	7	1	12	12.0	0	12	1.7
R. Boone	4	1	4	4.0	0	4	1.0
C. White	3	1	4	4.0	0	4	1.3

SCORING

Player	TD	FG	Kick	Rush	Rcv	Pass	Dxp	Saf	Pts
D. Peterson	0	10-13	14-18	0-0	0	0-0	0	0	44
T. Smith	6	0-0	0-0	2-2	0	0-0	0	0	40
D. Green	6	0-0	0-0	0-0	0	0-0	0	0	36
G. Flanagan	3	0-0	0-0	0-0	0	0-0	0	0	18
J. Grantham	2	0-0	0-0	0-0	0	0-0	0	0	12
S. Monk	2	0-0	0-0	0-0	0	0-0	0	0	12
S. Slayden	2	0-0	0-0	0-2	0	0-0	0	0	12
W. Charles	1	0-0	0-0	0-0	0	0-0	0	0	6
J. Cooper	1	0-0	0-0	0-0	0	0-0	0	0	6
R. Dickerson	1	0-0	0-0	0-0	0	0-0	0	0	6
T. Edwards	1	0-0	0-0	0-0	0	0-0	0	0	6
P. Burke	0	0-0	0-0	0-0	0	0-0	1	0	2

PUNTING

Player	No.	Yds	Avg	Lg	TB	FC	i20	50+	Bk
A. Dilweg	56	2,253	40.2	59	-	-	-	-	-
TEAM	1	4	4.0	4	-	-	-	-	-

KICKOFF RETURNS

Player	No.	Yds	Avg	TD	Lg
S. Monk	14	258	18.4	0	33
G. Downs	9	92	10.2	0	17
T. Edwards	8	124	15.5	0	35
R. Boone	5	84	16.8	0	26
M. Diminick	5	72	14.4	0	22
D. Terry	3	53	17.7	0	20
M. Peacock	2	32	16.0	0	17
R. Sally	2	23	11.5	0	12

Player	No.	Yds	Avg	TD	Lg
E. Sanders	1	22	22.0	0	22
W. Charles	1	15	15.0	0	15
T. Laster	1	2	2.0	0	2

PUNT RETURNS

Player	No.	Yds	Avg	TD	Lg
M. Diminick	13	59	4.5	0	19
D. Green	5	48	9.6	0	23
R. Dickerson	1	28	28.0	1	28

INTERCEPTIONS

Player	No.	Yds	Avg	TD	Lg
M. Junkin	3	2	0.7	0	2
M. Diminick	1	28	28.0	0	28
B. Lucas	1	24	24.0	0	24
D. Terry	1	1	1.0	0	1
B. Calamari	1	0	0.0	0	-
J. El-Masry	1	0	0.0	0	-

FIELD GOALS

Player	FGM-A	Pct	1-19	20-29	30-39	40-49	50+	Lg	Bk
D. Peterson	10-13	.769	1-1	4-4	4-4	1-3	0-1	-	-

TOTAL OFFENSE LEADERS

Player	G	Plays	Rush	Pass	Total	Avg/G
S. Slayden	11	-	77	1,914	1,991	181.0
J. Grantham	11	-	677	0	677	61.5
T. Smith	10	-	328	0	328	32.8

ALL PURPOSE YARDAGE LEADERS

Player	G	Rush	Rec	PR	KOR	IR	Total	Avg/G
J. Grantham	11	677	218	0	0	0	895	81.4
D. Green	11	0	608	48	0	0	656	59.6
J. Cooper	11	0	438	0	0	0	438	39.8

TACKLE LEADERS

Player	G	UA	A	Tot	TFL/Yds	Sacks/Yds	PBU
M. Junkin	11	110	78	188	13.0	2.0	2
M. Diminick	11	70	33	103	1.0	0.0	7
J. Godfrey	11	42	58	100	4.0	2.0	0
D. Demore	9	38	43	81	5.0	1.0	1
A. Andreasik	11	33	45	78	4.0	0.0	2
M. Crayton	11	36	29	65	3.0	1.0	1
J. El-Masry	11	25	33	58	4.0	1.0	2
F. Williams	11	45	12	57	0.0	0.0	7
B. Bernard	10	35	22	57	1.0	2.0	1
D. Terry	11	38	11	49	0.0	0.0	7
J. Patten	11	19	27	46	0.0	2.0	0
G. Edwards	11	24	22	46	0.0	0.0	0
C. Owens	7	26	17	43	0.0	0.0	0
M. Youmans	11	23	20	43	1.0	2.0	2
B. Lucas	11						

1987

Overall Record: 5-6 ACC: 2-5 (7th)

Head Coach: Steve Spurrier

Assistant Coaches: Richard Bell (Asst. HC/DC/DB), Rod Broadway (DL), Marvin Brown (WR), Rich Coachys (ST), Jim Collins (LB), Carl Franks (RB), Rich McGeorge (OL), Bob Sanders (OLB), Barry Wilson (RC/TE)

Starting Lineup: **OFFENSE:** QB Steve Slayden, RB Roger Boone, WR Doug Green, WR Clarkston Hines, WR Greg Downs TE Jason Cooper, OT Chris Port, OG Ted McNairy, C Carey Metts, OG Steve Ryan, OT Brett Tulacro; **DEFENSE:** DE Dave Demore, DT Anthony Allen, DT Brian Bernard, DE Jeff Patten, LB Andy Andreasik, LB Jim Godfrey, LB Randy Sally, DB Dewayne Terry, DB Mike Diminick, DB Eric Volk, DB Rodney Dicker-son; **SPECIAL TEAMS:** K Doug Peterson, P Anthony Dilweg

Captains: Jason Cooper, Dave Demore & Dewayne Terry | Team MVP: Steve Slayden

All-ACC: Clarkston Hines'

All-America: - | Academic All-America: Mike Diminick'

Miscellaneous Awards: -

S 5	Colgate	H	W	41-6	18,300	1st game for HC Steve Spurrier; Slayden 15-30, 239 yards & 2 TDs; Dilweg 2 TD passes; COL 6 TOs; Total offense: Duke 487, COL 319
S 12	Northwestern	H	W	31-16	19,600	Boone 19-112 rushing & 5-92 receiving; Duke 24 straight points to erase 10-7 deficit; Total offense: Duke 440, NW 380; Slayden 269 pass yards
S 19	Vanderbilt	H	W	35-31	23,100	Monk GW 2-yard TD rush (3:45; 4th); Terry INT ends VANDY final drive (:00; 4th); Slayden 19-29, 297 yards & 4 TDs; VANDY QB Jones 3 TD passes
S 26	Virginia	A	L	17-42	35,500	UVA QB Secules 4 total TDs (2 pass); Total offense: Duke 391, UVA 488; UVA RB Morgan 18-127 rushing; Slayden 26-44, 236 yards
O 3	Rutgers	A	L	0-7	13,247	RUT RB Henderson GW 2-yard TD rush (5:41; 4th); Duke 4 drives inside RUT 30: 2 INTs, missed FGA & TO on downs; Monk 25-130 rushing
O 17	Clemson (-/7)	A	L	10-17	72,000	CLEM RB Johnson 13-93 rushing & 1 TD; Dilweg 23-50, 305 yards; Hines 6-110 receiving; Total offense: Duke 328, CLEM 315; 31 total penalties
O 24	Maryland	A	L	22-23	37,400	MD WR Joines GW PAT pass from QB O'Donnell after WR Edmunds 9-yard TD pass from O'Donnell (1:55; 4th); MD scored final 161 points
O 31	Georgia Tech	H	W	48-14	30,800	Slayden 31-50, 396 yards & 6 TDs (ACC single-game record for TD passes); Hines 3 TD receptions; Boone 12-169 receiving; GT 501 yards & 5 TOs
N 7	Wake Forest	A	L	27-30	23,500	WF RB Young 27-135 rushing & 1 TD; Duke TO on downs at WF 9 (1:17; 4th); Total offense: Duke 423, WF 366; Godfrey 10 tackles
N 14	N.C. State	H	L	45-47	24,700	NCS K Carter GW 32-yard FG (:29; 4th); Peterson 55-yard FGA short (:00; 4th); Passing yards: Duke 458, NCS 468; Hines 11-192 receiving
N 21	North Carolina	A	W	25-10	46,000	Hines 5-122 receiving & 2 TDs; Hines sets ACC single-season receiving yards record; Duke defense 7.0 QB sacks; Boone 21-118 rushing

	1st	2nd	3rd	4th	Total
Duke	75	97	61	68	301
Opponents	54	59	54	76	243

TEAM STATISTICS	Duke	Opponents
SCORING	301	243
Points Per Game	27.4	22.1
FIRST DOWNS	263	227
Rushing	82	90
Passing	150	124
Penalty	31	13
RUSHING YARDAGE	1,166	1,507
Yards gained rushing	1,482	1,840
Yards lost rushing	316	333
Rushing Attempts	403	461
Average Per Rush	2.9	3.3
Average Per Game	106.0	137.0
TDs Rushing	13	16
PASSING YARDAGE	3,443	2,911
Comp-Att-Int	266-470-20	208-367-16
Average Per Pass	7.3	7.9
Average Per Catch	12.9	14.0
Average Per Game	313.0	264.6
TDs Passing	23	12
TOTAL OFFENSE	4,609	4,418
Total Plays	873	828
Average Per Play	5.3	5.3
Average Per Game	419.0	401.6
KICK RETURNS: #-Yards	41-783	56-1,168
PUNT RETURNS: #-Yards	25-148	15-188
INT RETURNS: #-Yards	16-154	20-176
KICK RETURN AVERAGE	19.1	20.9
PUNT RETURN AVERAGE	5.9	12.5
INT RETURN AVERAGE	9.6	8.8
FUMBLES-LOST	15-6	21-14
PENALTIES-Yards	71-623	96-874
Average Per Game	56.6	79.5
PUNTS-Yards	51-1,909	50-1,913
Average Per Punt	37.4	38.3
Net punt average	-	-
KICKOFFS-Yards	-	-
Average Per Kick	-	-
Net kick average	-	-
TIME OF POSSESSION/Game	-	-
3RD-DOWN Conversions	-	-
3rd-Down Pct	-	-
4TH-DOWN Conversions	-	-
4th-Down Pct	-	-
SACKS BY	24	-
TOUCHDOWNS SCORED	37	31
FIELD GOALS-ATTEMPTS	15-22	9-15
ON-SIDE KICKS	-	-
RED-ZONE SCORES	-	-
RED-ZONE TOUCHDOWNS	-	-
PAT-ATTEMPTS	(34-36) 94%	(24-28) 86%

RUSHING

Player	G	Att	Gain	Loss	Net	Avg	TD	Lg	Avg/G
R. Boone	11	137	571	21	550	4.0	4	55	50.0
S. Monk	11	102	413	26	387	3.8	5	30	35.2
W. Charles	10	29	145	3	142	4.9	0	16	14.2
S. Slayden	11	99	260	216	44	0.4	3	17	4.0
R. Jones	8	10	31	1	30	3.0	1	9	3.8
E. Sanders	8	8	19	0	19	2.4	0	5	2.4
J. Rymiszewski	9	5	18	0	18	3.6	0	7	2.0
K. McNulty	7	2	4	0	4	2.0	0	3	0.6
C. Hines	11	2	4	10	-6	-3.0	0	4	-0.5
A. Dilweg	11	9	17	39	-22	-2.4	0	12	-2.0

PASSING

Player	G	Effic	C-A-I	Pct	Yds	TD	Lg	Avg/G
S. Slayden	11	-	230-395-16	58.2	2,924	20	-	265.8
A. Dilweg	11	-	35-73-4	47.9	507	3	-	46.1
D. Green	10	-	1-1-0	100.0	12	0	12	1.2

RECEIVING

Player	G	No.	Yds	Avg	TD	Lg	Avg/G
R. Boone	11	62	587	9.5	0	32	53.4
C. Hines	11	57	1,093	19.2	11	73	99.4
D. Green	10	31	410	13.2	2	38	41.0
D. Colonna	10	22	264	12.0	1	26	26.4
S. Monk	11	21	183	8.7	0	31	16.6
G. Downs	11	19	395	15.5	1	42	35.9
J. Cooper	7	19	235	12.4	2	28	33.6
B. Zuberer	11	10	116	11.6	2	29	10.5
K. Daniel	10	8	106	8.6	4	49	10.6
E. Sanders	8	5	35	7.0	0	20	4.4
J. Rymiszewski	9	3	15	5.0	0	6	1.7
M. Fincher	7	2	35	17.5	0	18	5.0
D. Clements	5	2	30	15.0	0	25	6.0
W. Charles	10	2	8	4.0	0	5	0.8
A. Dilweg	11	1	12	12.0	0	12	1.1
R. Parker	2	1	10	10.0	0	10	5.0
R. Jones	8	1	9	9.0	0	9	1.1

SCORING

Player	TD	FG	Kick	Rush	Rcv	Pass	Dxp	Saf	Pts
D. Peterson	0	15-22	34-36	0-0	0	0-0	0	0	79
C. Hines	11	0-0	0-0	0-0	0	0-0	0	0	66
S. Monk	5	0-0	0-0	0-0	0	0-0	0	0	30
R. Boone	4	0-0	0-0	0-0	0	0-0	0	0	24
K. Daniel	4	0-0	0-0	0-0	0	0-0	0	0	24
S. Slayden	3	0-0	0-0	0-0	0	0-0	0	0	18
J. Cooper	2	0-0	0-0	0-0	0	0-0	0	0	12
D. Green	2	0-0	0-0	0-0	0	0-0	0	0	12
B. Zuberer	2	0-0	0-0	0-0	0	0-0	0	0	12
D. Colonna	1	0-0	0-0	0-0	0	0-0	0	0	6
R. Dickerson	1	0-0	0-0	0-0	0	0-0	0	0	6
G. Downs	1	0-0	0-0	0-0	0	0-0	0	0	6
R. Jones	1	0-0	0-0	0-0	0	0-0	0	0	6

PUNTING

Player	No.	Yds	Avg	Lg	TB	FC	i20	50+	Blk
A. Dilweg	50	1,909	38.2	64	-	-	-	-	0
TEAM	1	0	0.0	-	-	-	-	-	0

KICKOFF RETURNS

Player	No.	Yds	Avg	TD	Lg
R. Jones	20	395	19.8	0	36
S. Monk	10	224	22.4	0	39
W. Charles	6	78	13.2	0	17
R. Boone	5	86	17.2	0	24

PUNT RETURNS

Player	No.	Yds	Avg	TD	Lg
M. Diminick	23	91	4.0	0	13
R. Dickerson	0	24	-	1	24
D. Terry	1	19	19.0	0	19
R. Sally	1	14	14.0	0	14

INTERCEPTIONS

Player	No.	Yds	Avg	TD	Lg
D. Terry	5	19	3.8	0	10
M. Diminick	3	46	15.3	0	26
R. Sally	2	40	20.0	0	21
E. Volk	2	14	7.0	0	10
R. Dickerson	1	16	16.0	0	16
F. Williams	1	15	15.0	0	15
J. Godfrey	1	4	4.0	0	4
A. Andreasik	1	0	0.0	0	-

FIELD GOALS

Player	FGM-A	Pct	1-19	20-29	30-39	40-49	50+	Lg	Blk
D. Peterson	15-22	.682	1-1	6-7	4-5	3-6	1-3	-	-

TOTAL OFFENSE LEADERS

Player	G	Plays	Rush	Pass	Total	Avg/G
S. Slayden	11	494	44	2,924	2,968	269.8
R. Boone	11	137	550	0	550	50.0
A. Dilweg	11	82	-22	507	487	44.3

ALL PURPOSE YARDAGE LEADERS

Player	G	Rush	Rec	PR	KOR	IR	Total	Avg/G
R. Boone	11	550	587	0	0	0	1,137	103.4
C. Hines	11	-6	1,093	0	0	0	1,087	98.8
S. Monk	11	387	183	0	224	0	794	72.2

TACKLE LEADERS

Player	G	UA	A	Tot	TFL/Yds	Sacks/Yds	PBU
J. Godfrey	11	77	67	144	1.0	2.0	3
R. Sally	11	55	36	91	1.0	3.0	3
A. Allen	11	51	34	85	6.0	4.0	2
D. Demore	11	36	37	73	7.0	5.0	3
M. Diminick	11	51	20	71	0.0	0.0	9
G. Edwards	8	32	37	69	1.0	0.0	0
J. Patten	11	34	33	67	5.0	4.0	2
B. Bernard	11	39	26	65	6.0	1.0	0
J. Howell	10	30	32	62	1.0	0.0	2
A. Andreasik	11	35	25	60	5.0	3.0	1
D. Terry	11	42	13	55	1.0	0.0	4
R. Dickerson	11	40	10	50	0.0	0.0	1
J. Worthington	6	21	28	49	0.0	0.0	0
M. Crayton	10	30	17	47	4.0	2.0	1
J. Brown	7	18	15	33	2.0	0.0	0
E. Volk	11	26	6	32	0.0		

1988

Overall Record: 7-3-1 ACC: 3-3-1 (6th)

Head Coach: Steve Spurrier

Assistant Coaches: Rick Johnson (DC/DB), Rod Broadway (DT), Marvin Brown (WR), Jim Collins (LB), Carl Franks (RB), Rich McGeorge (OL), Bob Sanders (DE), Barry Wilson (TE/RC)

Starting Lineup: **OFFENSE:** QB Anthony Dilweg, RB Roger Boone, WR Clarkston Hines, WR Walter Jones, FB John Rymiszewski, TE Dave Colonna, LT Chris Port, LG Ted McNairy, C Carey Metts, RG Brett Tulacro, RT Chip Nitowski; **DEFENSE:** DE John McDonald, DT Dough Kley, DT Anthony Allen, DE Jeff Patten, OLB Randy Sally, ILB John Howell, MLB Jim Worthington, CB Wyatt Smith, FS Erwin Sampson, SS Mike Diminick, CB Quinton McCracken; **SPECIAL TEAMS:** K Doug Peterson, P Anthony Dilweg, LS Stuart Albright

Captains: Wayne Charles, Anthony Dilweg & Jeff Patten | Team MVP: Anthony Dilweg

All-ACC: Dave Colonna, Anthony Dilweg, Clarkston Hines, Chris Port, Roger Boone, Ted McNairy, Doug Peterson

All-America: Clarkston Hines | Academic All-America: Mike Diminick

Miscellaneous Awards: ACC Coach of the Year (Steve Spurrier), ACC Player of the Year (Anthony Dilweg), National Football Foundation Scholar-Athlete Award (Mike Diminick), ACC Jim Tatum Award (Mike Diminick)

S 3	Northwestern	A	W	31-21	24,713	Dilweg 29-40, 353 yards & 2 TDs; Hines 9-131 receiving & 1 TD; Duke first 28 points; Total offense: Duke 535, NW 266
S 10	Tennessee	A	W	31-26	93,144	Hines 8-145 receiving & 3 TDs; Duke led 31-7 after 3 quarters; TENN RB Cobb 28-182 rushing; Duke recovered TENN onside kick (1:03; 4th)
S 17	The Citadel	H	W	41-17	12,400	Dilweg 19-31, 419 yards & 3 TDs; Boone 20-109 rushing; CIT FB Johnson 20-134 rushing; Duke 607 total yards; Sampson 17 tackles
S 24	Virginia	H	W	38-34	20,200	Dilweg 24-47, 391 yards & 3 TDs; Boone 26-86 rushing & 2 TDs; Hines 7-103 receiving; Halftime: Duke, 31-7; Duke 11-19 3rd down
O 1	Vanderbilt	A	W	17-15	39,372	Peterson GW 44-yard FG (3:47; 4th); VANDY K Clark 32-yard FGA wide right (:10; 4th); Dilweg 359 pass yards; VANDY WR Mitchell 6-138 receiving
O 15	Clemson (-/11)	A	L	17-49	83,500	CLEM RB Allen 17-134 rushing; Duke 5 TOs & 11 penalties; CLEM 388 rushing yards; McCracken 96-yard KOR for TD; Howell 16 tackles
O 22	Maryland	H	L	24-34	23,800	MD RB Johnson 17-105 rushing; MD 20 straight points to erase 16-14 halftime deficit; Duke 4 TOs; Dilweg 379 passing yards
O 29	Georgia Tech	A	W	31-21	40,393	Peterson GW 37-yard FG (9:12; 4th); Duke 95-yard drive for R. Jones 1-yard TD rush & 34-24 lead (1:47; 4th); R. Jones 93-yard KOR for TD
N 5	Wake Forest	H	L	16-35	35,500	WF RB Young 20-98 rushing & 2 TDs; Dilweg 475 passing yards; Duke 5 TOs & 16 penalties (131 yards); WF 270 rushing yards & 1 TO
N 12	N.C. State	A	T	43-43	52,000	NCS K Hartman 37-yard FG (:00; 4th); Hines 8-yard TD pass from Dilweg & Peterson PAT for 43-40 lead (:57; 4th); Boone 3 TDs
N 19	North Carolina	H	W	35-29	28,600	Boone GW 6-yard TD rush (:23; 4th); Boone 23-157 rushing + 11-138 receiving; Dilweg 3 TD passes; Diminick 15 tackles, 2.0 TFL & 1 INT

	1st	2nd	3rd	4th	Total
Duke	86	135	41	62	324
Opponents	56	85	82	101	324

TEAM STATISTICS	Duke	Opponents
SCORING	324	324
Points Per Game	29.5	29.5
FIRST DOWNS	278	216
Rushing	92	118
Passing	170	88
Penalty	16	10
RUSHING YARDAGE	1,243	2,416
Yards gained rushing	1,528	2,661
Yards lost rushing	285	245
Rushing Attempts	382	513
Average Per Rush	3.3	4.7
Average Per Game	113.0	219.6
TDs Rushing	15	29
PASSING YARDAGE	3,868	2,010
Comp-Att-Int	292-496-20	128-254-11
Average Per Pass	7.8	7.9
Average Per Catch	13.2	15.7
Average Per Game	351.6	182.7
TDs Passing	24	15
TOTAL OFFENSE	5,107	4,426
Total Plays	867	767
Average Per Play	5.9	5.8
Average Per Game	464.3	402.4
KICK RETURNS: #-Yards	47-995	55-1,191
PUNT RETURNS: #-Yards	35-177	19-177
INT RETURNS: #-Yards	11-100	20-132
KICK RETURN AVERAGE	21.2	21.7
PUNT RETURN AVERAGE	5.1	9.3
INT RETURN AVERAGE	9.1	6.6
FUMBLES-LOST	31-15	22-8
PENALTIES-Yards	88-684	72-655
Average Per Game	62.2	59.5
PUNTS-Yards	40-1,560	55-2,118
Average Per Punt	39.0	38.5
Net punt average	-	-
KICKOFFS-Yards	-	-
Average Per Kick	-	-
Net kick average	-	-
TIME OF POSSESSION/Game	-	-
3RD-DOWN Conversions	-	-
3rd-Down Pct	-	-
4TH-DOWN Conversions	-	-
4th-Down Pct	-	-
SACKS BY	21	-
TOUCHDOWNS SCORED	41	45
FIELD GOALS-ATTEMPTS	12-16	5-10
ON-SIDE KICKS	-	-
RED-ZONE SCORES	-	-
RED-ZONE TOUCHDOWNS	-	-
PAT-ATTEMPTS	(37-41) 90%	(36-45) 80%

RUSHING									
Player	G	Att	Gain	Loss	Net	Avg	TD	Lg	Avg/G
R. Boone	11	185	880	44	836	4.5	7	36	76.0
R. Jones	11	97	422	44	388	4.0	4	20	35.3
R. Cuthbert	8	8	63	0	63	7.9	0	23	7.9
W. Charles	11	4	24	0	24	6.0	0	15	2.2
J. Rymiszewski	11	12	22	1	21	1.8	1	6	1.9
C. Brown	4	5	20	0	20	4.0	0	10	5.0
W. Jones	11	1	9	0	9	9.0	0	9	0.8
K. Hull	5	3	11	2	9	3.0	1	7	1.8
K. Ewell	11	1	0	8	-8	-8.0	0	-	-0.7
D. Clements	11	1	0	8	-8	-8.0	0	-	-0.7
A. Dilweg	11	55	77	188	-111	-2.0	2	21	-10.1

PASSING									
Player	G	Effic	C-A-I	Pct	Yds	TD	Lg	Avg/G	
A. Dilweg	11	-	287-484-18	.593	3,824	24	-	347.6	
K. Hull	5	-	5-12-2	.417	44	0	-	8.8	

RECEIVING									
Player	G	No.	Yds	Avg	TD	Lg	Avg/G		
R. Boone	11	73	630	8.6	2	29	57.3		
C. Hines	11	68	1,067	15.7	10	53	97.0		
W. Jones	11	36	578	16.1	3	49	52.5		
D. Colonna	11	34	524	15.4	2	41	47.6		
K. Ewell	11	18	428	23.8	7	65	38.9		
J. Rymiszewski	11	14	154	11.0	0	25	14.0		
R. Jones	11	13	90	6.9	0	22	8.2		
B. Zuberer	11	9	88	9.8	0	29	8.0		
R. Cuthbert	8	9	47	5.2	0	7	5.9		
K. Daniel	2	6	81	13.5	0	23	40.5		
D. Clements	11	4	81	20.2	0	36	7.4		
A. Anderson	9	3	24	8.0	0	10	2.7		
D. Parnell	7	2	37	18.5	0	19	5.3		
E. Volk	11	1	23	23.0	0	23	2.1		
C. Brown	4	1	9	9.0	0	9	2.3		
M. Fincher	3	1	2	2.0	0	2	0.7		

SCORING									
Player	TD	FG	Kick	Rush	Rcv	Pass	Dxp	Saf	Pts
D. Peterson	0	12-16	34-35	0-0	0	-	-	0	70
C. Hines	10	0-0	0-0	0-0	2	-	-	0	64
R. Boone	9	0-0	0-0	0-2	0	-	-	0	54
K. Ewell	7	0-0	0-0	0-0	0	-	-	0	42
R. Jones	5	0-0	0-0	0-0	0	-	-	0	30
W. Jones	3	0-0	0-0	0-0	0	-	-	0	18
D. Colonna	2	0-0	0-0	0-0	1	-	-	0	14
A. Dilweg	2	0-0	0-0	0-0	0	-	-	0	12
K. Hull	1	0-0	0-0	0-0	0	-	-	0	6
Q. McCracken	1	0-0	0-0	0-0	0	-	-	0	6
J. Rymiszewski	1	0-0	0-0	0-0	0	-	-	0	6
M. Allen	0	0-0	0-0	0-0	0	-	-	0	1

PUNTING									
Player	No.	Yds	Avg	Lg	TB	FC	i20	50+	Blk
A. Dilweg	39	1,549	39.7	54	-	-	-	-	-
TEAM	1	11	11.0	11	-	-	-	-	-

KICKOFF RETURNS					
Player	No.	Yds	Avg	TD	Lg
Q. McCracken	19	483	25.4	1	96
R. Jones	11	340	24.3	1	93
W. Charles	9	104	11.6	0	22
M. Allen	3	32	10.7	0	32
K. Daniel	1	32	32.0	0	32
W. Smith	1	4	4.0	0	4

PUNT RETURNS					
Player	No.	Yds	Avg	TD	Lg
W. Smith	21	142	6.8	0	42
Q. McCracken	5	17	3.4	0	7
M. Mays	7	14	2.0	0	8
M. Diminick	1	5	5.0	0	5
E. Volk	1	-1	-1.0	0	-

INTERCEPTIONS					
Player	No.	Yds	Avg	TD	Lg
W. Smith	3	-1	-0.3	0	4
E. Sampson	2	28	14.0	0	28
R. Dickerson	2	0	0.0	0	-
M. Diminick	1	58	58.0	0	58
J. Brown	1	15	15.0	0	15
M. Mays	1	0	0.0	0	-
E. Volk	1	0	0.0	0	-

FIELD GOALS									
Player	FGM-A	Pct	1-9	20-29	30-39	40-49	50+	Lg	Blk
D. Peterson	12-16	.750	1-1	4-5	5-5	2-5	0-0	-	-

TOTAL OFFENSE LEADERS						
Player	G	Plays	Rush	Pass	Total	Avg/G
A. Dilweg	11	539	-111	3,824	3,713	337.5
R. Boone	11	185	836	0	836	76.0
R. Jones	11	97	388	0	388	35.3

ALL PURPOSE YARDAGE LEADERS								
Player	G	Rush	Rec	PR	KOR	IR	Total	Avg/G
R. Boone	11	836	630	0	0	0	1,466	133.3
C. Hines	11	0	1,067	0	0	0	1,067	97.0
R. Jones	11	388	90	0	340	0	818	74.4

TACKLE LEADERS									
Player	G	UA	A	Tot	TFL/Yds	Sacks/Yds	PBU		
E. Sampson	11	88	62	150	2.0	1.0	8		
J. Howell	11	70	47	117	11.0	2.0	2		
J. Patten	11	40	33	73	10.0	2.0	2		
A. Allen	11	37	24	61	11.0	3.5	0		
W. Smith	11	44	14	58	0.0	0.0	13		
R. Dickerson	11	39	12	51	0.0	0.0	9		
R. Sally	10	13	31	44	0.0	0.0	2		
J. McDonald	11	26	17	43	9.0	5.0	0		
D. Kley	10	22	21	43	3.0	0.5	0		
J. Worthington	10	23	19	42	2.0	1.0	0		
P. Anderson	11	26	15	41	4.0	1.0	0		
W. Charles	11	26	9	35	0.0	0.0	0		
Q. McCracken	11	26	9	35	1.0	0.0	7		
M. Diminick	10	23	15	35	4.0	1.0	2		
M. Allen	11	12	23	35	3.0	1.0	0		
C. Rising	10	15	18	33	1.0	0.0	1		
E. Volk	11	18	11	29	0.0	0.0	2		
J. Brown	3	13	8	21	2.0	0.0	0		
K. Eily	11	11	10	21	5.0	2.0	0		
T. Corpus	8	5	10	15					

1989

Overall Record: 8-4 ACC: 6-1 (11st)

Head Coach: Steve Spurrier

Assistant Coaches: Jim Collins (co-DC/LB), Bob Sanders (co-DC/OLB), Rod Broadway (DT), Marvin Brown (WR), Fred Chatham (DE), Carl Franks (RB), Dan Hammerschmidt (DB), Rich McGeorge (OL), Barry Wilson (Asst. HC/RC/TE)

Starting Lineup: OFFENSE: QB Billy Ray (8) or Dave Brown (3), RB Roger Boone, WR Clarkston Hines, WR Darryl Clements, FB Chris Brown, TE Dave Colonna, LT Chris Port, LG Peter Petroff, C Carey Metts, RG Brett Tulacro, RT Chip Nitowski; DEFENSE: DE John McDonald, DT Doug Kley, DT Anthony Allen, DE Tom Corpus, ILB George Edwards, ILB John Howell, OLB Rodney Dickerson, CB Wyatt Smith, SS Derrick Jackson, FS Erwin Sampson, CB Quinton McCracken; SPECIAL TEAMS: K Randy Gardner, P Bud Zuberer

Captains: Carey Metts & John Howell | Team MVP: Clarkston Hines

All-ACC: Clarkston Hines¹, Chris Port¹, Randy Cuthbert¹, Carey Metts¹, Dave Colonna², Erwin Sampson², George EdwardsTM, John McDonaldTM, Chip NitowskiTM

All-America: Clarkston Hines¹, Chris Port¹ | Academic All-America: Doug Kley¹

Miscellaneous Awards: ACC Coach of the Year (Steve Spurrier), ACC Player of the Year (Clarkston Hines), ACC McKeivin Award (Clarkston Hines), ACC Jacobs Blocking Trophy (Chris Port), ACC Jim Tatum Award (Doug Kley)

S 2	South Carolina	A	L	21-27	74,232	SCAR 17 straight points to erase 13-10 deficit; Hines 1-yard TD pass from Ray pulled Duke to 27-21 (:49; 4th); Duke failed onside kick (:46; 4th)
S 9	Northwestern	H	W	41-31	15,200	Boone 24-201 rushing & 1 TD + 1 TD reception; Total offense: Duke 512, NW 501; NW QB O'Brien 330 passing yards; NW 37:08 TOP
S 16	Tennessee (-/17)	A	L	6-28	93,659	TENN RB Cobb 15-109 rushing & 3 TDs; Duke 5 drives into red zone: 2 FGs & 3 TDs; Total offense: Duke 398, TENN 329; Boone 10-59 rushing
S 23	Virginia	A	L	28-49	37,800	UVA QB S. Moore 14-15, 295 yards & 4 total TDs (2 pass); UVA WR H. Moore 5-134 receiving & 2 TDs; D. Brown 15-20, 135 yards & 3 TDs
S 30	Clemson (-/7)	H	W	21-17	22,600	C. Brown GW 7-yard TD pass from Ray (3:18; 4th); CLEM final drive TD on downs at Duke 45 (:37; 4th); Ray 262 passing yards; Duke 5 TDs
O 7	Army West Point	H	W	35-29	25,200	Cuthbert 19-147 rushing & 2 TDs; Hines 8-150 receiving & 3 TDs; Duke led 35-10 after 3 quarters; ARMY 356 rushing yards; Sampson 19 tackles
O 21	Maryland	A	W	46-25	38,617	Ray 4 total TDs (3 pass); Cuthbert 38-161 rushing; Halftime: Duke, 22-3; Hines becomes ACC career leader for receptions; Jackson 13 tackles
O 28	Georgia Tech	H	W	30-19	38,621	Cuthbert 32-234 rushing & 3 TDs (Duke single-game yards record); Total offense: Duke 530, GT 258; Ray injured & would miss next 3 games
N 4	Wake Forest	A	W	52-35	18,600	Brown 1st career start at QB (444 passing yards & 5 total TDs); Hines 6-251 receiving & 3 TDs; Duke 609 yards; WF WR Proehl 11-185 receiving
N 11	N.C. State	H	W	35-26	41,200	Cuthbert 37-151 rushing; Hines becomes NCAA career leader for TD catches; NCS QB Montgomery 37-73, 535 yards; Smith 64-yard INT for TD
N 18	North Carolina	A	W	41-0	46,000	Brown 33-54, 479 yards & 3 TDs (Duke single-game yards record); Hines 3 TD catches (sets ACC single-season record for TD receptions [17])
D 28	+Texas Tech (20/24)	N ¹	L	21-49	44,917	MVP: TT RB Ray 33-280 rushing & 4 TDs; TT scores first 28 points; Hines 6-112 receiving; Colonna 2 TD receptions; TT TOP 41:25

N¹ Birmingham, Ala.
+ All American Bowl

	1st	2nd	3rd	4th	Total
Duke	81	103	84	88	356
Opponents	61	65	58	102	286

TEAM STATISTICS

	Duke	Opponents
SCORING	356	286
Points Per Game	32.4	26.0
FIRST DOWNS	306	233
Rushing	128	113
Passing	160	108
Penalty	18	12

RUSHING YARDAGE

	Duke	Opponents
Yards gained rushing	2,146	2,249
Yards lost rushing	180	296
Rushing Attempts	427	478
Average Per Rush	4.6	4.1
Average Per Game	178.7	177.5
TDs Rushing	17	23

PASSING YARDAGE

	Duke	Opponents
Comp-Att-Int	279-439-20	176-339-17
Average Per Pass	8.1	7.5
Average Per Catch	12.7	14.4
Average Per Game	323.0	229.9
TDs Passing	29	13

TOTAL OFFENSE

	Duke	Opponents
Total Plays	866	817
Average Per Play	6.4	5.5
Average Per Game	501.7	407.5

KICK RETURNS: #-Yards 44-904 62-1,312

PUNT RETURNS: #-Yards 21-96 12-138

INT RETURNS: #-Yards 17-164 20-181

KICK RETURN AVERAGE 20.5 21.2

PUNT RETURN AVERAGE 4.6 11.5

INT RETURN AVERAGE 9.6 9.1

FUMBLES-LOST 16-8 16-9

PENALTIES-Yards 60-520 64-554

Average Per Game 47.3 50.4

PUNTS-Yards 32-1,030 46-1,794

Average Per Punt 32.2 39.0

Net punt average - -

KICKOFFS-Yards - -

Average Per Kick - -

Net kick average - -

TIME OF POSSESSION/Game - -

3RD-DOWN Conversions - -

3rd-Down Pct - -

4TH-DOWN Conversions - -

4th-Down Pct - -

SACKS BY 21.5 -

TOUCHDOWNS SCORED 48 36

FIELD GOALS-ATTEMPTS 9-16 11-15

ON-SIDE KICKS - -

RED-ZONE SCORES - -

RED-ZONE TOUCHDOWNS - -

PAT-ATTEMPTS (39-48) 81% (33-36) 92%

RUSHING

Player	G	Att	Gain	Loss	Net	Avg	TD	Lg	Avg/G
R. Cuthbert	11	187	1,042	9	1,033	5.5	10	60	93.9
R. Boone	10	93	522	8	514	5.5	4	39	51.4
R. Jones	11	33	188	11	177	5.4	0	20	16.1
C. Brown	11	33	144	0	144	4.4	1	15	13.1
B. Ray	9	59	196	81	115	1.9	1	15	12.8
K. Ewell	11	2	17	0	17	8.5	0	9	1.5
M. Verona	6	1	11	0	11	11.0	0	11	1.8
C. Hines	11	1	0	5	-5	-5.0	0	-	-0.5
W. Jones	11	1	0	-5	-5	-5.0	0	-	-0.5
D. Brown	8	17	26	-51	-25	-1.5	1	7	-3.1

PASSING

Player	G	Effic	C-A-I	Pct	Yds	TD	Lg	Avg/G
B. Ray	9	133.7	174-274-14	.635	2,035	15	60	226.1
D. Brown	8	161.0	104-163-6	.638	1,479	14	97	184.9
D. Clements	11	213.8	1-2-0	.500	39	0	39	3.5

RECEIVING

Player	G	No.	Yds	Avg	TD	Lg	Avg/G
C. Hines	11	61	1,149	18.8	17	97	104.5
R. Cuthbert	11	50	470	9.4	0	27	42.7
D. Colonna	11	35	495	14.1	2	41	45.0
W. Jones	11	33	520	15.8	3	60	47.3
R. Boone	10	32	223	7.0	2	23	22.3
C. Brown	11	18	144	8.0	1	14	13.1
D. Clements	11	15	180	12.0	1	22	16.4
B. Zuberer	11	14	127	9.1	0	22	11.5
R. Jones	11	7	68	9.7	0	23	6.2
A. Shaw	11	4	24	6.0	1	8	2.2
K. Ewell	11	3	72	24.0	1	37	6.5
M. Mays	7	3	27	9.0	1	12	3.9
A. Anderson	11	2	16	8.0	0	11	1.5
B. Ray	9	1	39	39.0	0	39	4.3
P. Petroff	11	1	-1	-1.0	0	-1	-0.1

SCORING

Player	TD	FG	Kick	Rush	Rcv	Pass	Dxp	Saf	Pts
C. Hines	17	0-0	0-0	0-0	1	-	-	0	104
R. Gardner	0	9-16	36-39	0-0	0	-	-	0	63
R. Cuthbert	10	0-0	0-0	0-0	0	-	-	0	60
R. Boone	6	0-0	0-0	1-1	0	-	-	0	38
W. Jones	3	0-0	0-0	0-0	0	-	-	0	18
D. Colonna	2	0-0	1-1	0-0	0	-	-	0	13
C. Brown	2	0-0	0-0	0-0	0	-	-	0	12
W. Smith	2	0-0	0-0	0-0	0	-	-	0	12
D. Brown	1	0-0	0-0	0-0	0	-	-	0	6
D. Clements	1	0-0	0-0	0-0	0	-	-	0	6
K. Ewell	1	0-0	0-0	0-0	0	-	-	0	6
M. Mays	1	0-0	0-0	0-0	0	-	-	0	6
A. Shaw	1	0-0	0-0	0-0	0	-	-	0	6
B. Ray	1	0-0	0-0	0-1	0	-	-	0	6

PUNTING

Player	No.	Yds	Avg	Lg	TB	FC	i20	50+	Blk
R. Gardner	21	708	33.7	50	-	-	10	-	0
B. Zuberer	5	171	34.2	49	-	-	2	-	1
B. Breedlove	5	151	30.2	37	-	-	1	-	0

KICKOFF RETURNS

Player	No.	Yds	Avg	TD	Lg
R. Jones	23	477	20.7	0	53
Q. McCracken	13	265	20.4	0	49
R. Cuthbert	4	54	13.5	0	18
M. Allen	3	46	15.3	0	18
W. Jones	1	62	62.0	0	62

PUNT RETURNS

Player	No.	Yds	Avg	TD	Lg
W. Smith	13	47	3.6	0	12
R. Boone	6	41	6.8	0	12
Q. McCracken	1	8	8.0	0	8
K. DuBose	1	0	0.0	0	0

INTERCEPTIONS

Player	No.	Yds	Avg	TD	Lg
-	-	-	-	-	-

FIELD GOALS

Player	FGM-A	Pct	1-19	20-29	30-39	40-49	50-59	Lg	Blk
R. Gardner	9-16	56.3	-	-	-	-	-	-	-

TOTAL OFFENSE LEADERS

Player	G	Plays	Rush	Pass	Total	Avg/G
B. Ray	9	333	115	2,035	2,150	238.9
D. Brown	8	196	-25	1,479	1,454	181.8
R. Cuthbert	11	187	1,033	0	1,033	93.9

ALL PURPOSE YARDAGE LEADERS

Player	G	Rush	Rec	PR	KOR	IR	Total	Avg/G
R. Cuthbert	11	1,023	470	0	54	0	1,547	140.6
C. Hines	11	-5	1,149	0	0	0	1,144	104.0
R. Boone	10	514	223	41	0	0	778	77.8

TACKLE LEADERS

Player	G	UA	A	Tot	TFL/Yds	Sacks/Yds	PBU
G. Edwards	11	62	54	116	5.0	1.0	0
E. Sampson	11	52	52	104	1.0	0.0	15
R. Dickerson	11	54	36	90	5.0	1.0	7
D. Spells	11	32	36	68	1.0	0.0	2
J. McDonald	11	37	16	53	5.0	5.0	2
D. Jackson	9	35	17	52	4.0	1.5	0
J. Howell</							

1990

Overall Record: 4-7 ACC: 1-6 (7th)

Head Coach: Barry Wilson

Assistant Coaches: Eddie Wilson (OC/OB), Dale Strahm (DC/ILB), Fred Chatham (RC/TE), Scott Anderson (RB), Rod Broadway (DL), Marvin Brown (WR), Dan Hammerschmidt (DB), Mac McWhorter (OL), Ted Roof (OLB)

Starting Lineup: **OFFENSE:** QB Billy Ray, RB Randy Cuthbert, WR Walter Jones, WR Marc Mays, FB Chris Brown, TE Aaron Shaw, LT Chip Nitowski, LG Pete Petroff, C Stuart Albright, RG Bobby Highsmith, RT Al Hagaman; **DEFENSE:** DT Preston Anderson, NG Scott Youmans, DT Geoff Smith, OLB Duane Marks, ILB Mark Allen, ILB Darrell Spells, OLB Tom Corpus, CB Wyatt Smith, FS Erwin Sampson, ROV Derrick Jackson, CB Quinton McCracken; **SPECIAL TEAMS:** K Randy Gardner, P Randy Gardner

Captains: Randy Jones, Chip Nitowski, Erwin Sampson & Mike Urso | Team MVP: Erwin Sampson

All-ACC: Marc Mays², Randy Cuthbert²

All-America: – | Academic All-America: –

Miscellaneous Awards: ACC Brian Piccolo Award (Marc Mays)

S 1	South Carolina	A	L	10-21	71,606	SCAR TB Dingle 22-113 rushing & 1 TD; Duke 177 total yards; Duke defense 7.0 QB sacks; Youmans 10 tackles, 5.0 FTL & 3.0 QB sacks
S 8	Northwestern	A	W	27-24	28,177	Mays GW 9-yard TD pass from Brown (:38; 4th); Six lead changes in game; Total offense: Duke 475, NW 424; Shaw 9-100 receiving
S 22	Virginia	H	L	0-59	24,862	UVA QB S. Moore 11-17, 181 yards & 3 TDs; Halftime: UVA, 38-0; Total offense: Duke 268, UVA 543; Duke 7 TOs; UVA 37-34 TOP
S 29	Clemson	A	L	7-26	81,500	CLEM QB Cameron 3 total TDs (2 pass); CLEM 345 rushing yards; Gallman 78-yard KOR for TD; Duke 218 total yards; Spells 11 tackles
O 6	Army West Point	A	W	17-16	41,014	Gardner GW PAT after Cuthbert 6-yard TD run (2:48; 4th); Sampson INT ends ARMY final drive (1:44; 4th); Sampson 22 tackles; ARMY 365 rush yards
O 13	Western Carolina	H	W	49-18	15,700	Ray 3 TD passes; W. Jones 2 TD receptions; R. Jones 88-yard KOR for TD; Duke 653 total yards; TOs: Duke 5, WCU 4; Sampson 2 INTs
O 20	Maryland	H	L	20-23	23,200	MD K DeArmas GW 20-yard FG (:50; 4th); Total offense: Duke 339, MD 332; Ray 16-21, 208 yards & 2 TDs; W. Jones 2 TD receptions
O 27	Georgia Tech	A	L	31-48	44,061	GT Bell 18-166 rushing & 1 TD; GT 316 rushing yards; Ray 19-32, 220 yards & 1 TD; Halftime: GT, 17-14; GT eventual national champion
N 3	Wake Forest	H	W	57-20	32,700	Duke most points since 1952 (57 vs. NCS); Total offense: Duke 508, WF 442; R. Jones 97-yard KOR for TD; WF 5 TOs; Spells 7 tackles & 2 INTs
N 10	N.C. State	A	L	0-16	36,800	NCS DL Jones 3.0 QB sacks; NCS defense 7.0 sacks & 5 INTs (Savage 2); Ray DNP 2nd half (injury); Cuthbert 15-54 rushing; Spells 10 tackles
N 17	North Carolina	H	L	22-24	31,600	UNC RB Means 37-256 rushing & 3 TDs; Ray DNP (injury); Brown 25-47, 337 yards & 2 TDs; UNC 319 rushing yards; Allen 15 tackles

	1st	2nd	3rd	4th	Total
Duke	43	73	58	66	240
Opponents	64	102	67	62	295

TEAM STATISTICS	Duke	Opponents
SCORING	240	295
Points Per Game	21.8	26.8
FIRST DOWNS	217	206
Rushing	82	133
Passing	126	63
Penalty	9	10
RUSHING YARDAGE	1,362	2,576
Yards gained rushing	1,672	2,859
Yards lost rushing	310	283
Rushing Attempts	367	559
Average Per Rush	3.7	4.6
Average Per Game	123.8	234.2
TDs Rushing	11	23
PASSING YARDAGE	2,746	1,565
Comp-Att-Int	233-416-19	133-242-14
Average Per Pass	6.6	6.5
Average Per Catch	11.8	11.8
Average Per Game	249.6	142.3
TDs Passing	16	12
TOTAL OFFENSE	4,108	4,141
Total Plays	783	801
Average Per Play	5.2	5.2
Average Per Game	373.5	376.5
KICK RETURNS: #-Yards	49-1,166	38-821
PUNT RETURNS: #-Yards	21-211	30-274
INT RETURNS: #-Yards	14-103	19-135
KICK RETURN AVERAGE	23.8	21.6
PUNT RETURN AVERAGE	10.0	9.1
INT RETURN AVERAGE	7.4	7.1
FUMBLES-LOST	23-10	14-4
PENALTIES-Yards	74-583	58-458
Average Per Game	53.0	41.6
PUNTS-Yards	57-1,991	52-2,019
Average Per Punt	34.9	38.8
Net punt average	–	–
KICKOFFS-Yards	–	–
Average Per Kick	–	–
Net kick average	–	–
TIME OF POSSESSION/Game	27:04	32:56
3RD-DOWN Conversions	64/162	78/181
3rd-Down Pct	40%	43%
4TH-DOWN Conversions	5/13	9/17
4th-Down Pct	38%	53%
SACKS BY-Yards	28-185	34-216
TOUCHDOWNS SCORED	30	36
FIELD GOALS-ATTEMPTS	10-13	16-21
ON-SIDE KICKS	–	–
RED-ZONE SCORES	–	–
RED-ZONE TOUCHDOWNS	–	–
PAT-ATTEMPTS	(28-30) 93%	(31-36) 86%

RUSHING

Player	G	Att	Gain	Loss	Net	Avg	TD	Lg	Avg/G
R. Cuthbert	11	136	615	20	595	4.4	4	23	54.1
C. Brown	11	48	210	3	207	4.3	1	16	18.8
B. Ray	8	57	296	127	169	3.0	0	52	21.1
R. Jones	11	24	123	17	106	4.4	1	16	9.6
L. Gallman	9	23	110	7	103	4.5	1	24	11.4
M. Verona	9	7	63	0	63	9.0	1	25	7.0
M. Dyer	11	9	37	0	37	4.1	1	12	3.4
T. Rhoads	11	3	22	0	22	7.3	0	9	2.0
D. Brown	11	40	123	102	21	0.5	1	16	1.9
J.J. Pina	4	3	17	0	17	5.7	0	7	4.3
W. Jones	8	4	18	5	13	3.3	1	13	1.6
K. Gill	6	2	10	0	10	5.0	0	8	1.7
T. Decker	1	4	9	1	8	2.0	0	7	8.0
S. Dorsey	11	2	12	11	1	0.5	0	12	0.1
S. Prince	11	3	7	7	0	0.0	0	4	0.6
M. Mays	11	1	0	3	-3	-3.0	0	–	-0.3
TEAM	11	1	0	7	-7	-7.0	0	–	-0.6

PASSING

Player	G	Effic	C-A-I	Pct	Yds	TD	Lg	Avg/G
D. Brown	10	103.1	129-245-12	.527	1,444	8	42	144.4
B. Ray	8	134.8	100-164-5	.610	1,247	8	57	155.9
S. Prince	11	66.0	4-7-2	.571	55	0	20	5.0

RECEIVING

Player	G	No.	Yds	Avg	TD	Lg	Avg/G
R. Cuthbert	11	46	374	8.1	1	21	34.0
M. Mays	11	35	457	13.1	2	35	13.1
A. Shaw	10	35	383	10.9	2	29	38.3
D. Clements	11	24	332	13.8	1	26	30.2
W. Jones	8	19	352	18.5	5	57	44.0
C. Brown	11	14	118	8.4	1	18	10.7
S. Dorsey	11	11	231	21.0	4	41	21.0
J. Farquhar	9	11	93	8.5	0	14	10.3
L. Gallman	9	10	97	9.7	0	25	10.8
B. Breedlove	11	8	98	12.3	0	26	8.9
R. Jones	11	8	77	9.6	0	20	7.0
D. Clark	11	5	45	9.0	0	16	4.1
K. Ewell	2	3	39	13.0	0	17	19.5
M. Dyer	11	2	11	5.5	0	11	1.0
D. Swayne	1	1	20	20.0	0	20	20.0
N. Blatchford	3	1	19	19.0	0	19	6.3

SCORING

Player	TD	FG	Kick	Rush	Rcv	Pass	Dxp	Saf	Pts
R. Gardner	0	10-13	26-27	0-0	0	0-0	0	0	56
W. Jones	6	0-0	0-0	0-0	0	0-0	0	0	38
R. Cuthbert	5	0-0	0-0	0-0	1	0-0	0	0	30
S. Dorsey	4	0-0	0-0	0-0	0	0-0	0	0	24
R. Jones	3	0-0	0-0	0-0	0	0-0	0	0	18
C. Brown	2	0-0	0-0	0-0	0	0-0	0	0	12
L. Gallman	2	0-0	0-0	0-0	0	0-0	0	0	12
M. Mays	2	0-0	0-0	0-0	1	0-0	0	0	14
A. Shaw	2	0-0	0-0	0-0	0	0-0	0	0	12
D. Brown	1	0-0	0-0	0-0	0	0-0	0	0	6
D. Clements	1	0-0	0-0	0-0	0	0-0	0	0	6
M. Dyer	1	0-0	0-0	0-0	0	0-0	0	0	6
M. Verona	1	0-0	0-0	0-0	0	0-0	0	0	6

PUNTING

Player	No.	Yds	Avg	Lg	TB	FC	i20	50+	Blk
R. Gardner	36	1,309	36.4	51	–	–	4	–	0
T. Davis	14	535	38.2	60	–	–	2	–	0
D. Brown	4	105	26.3	36	–	–	2	–	0
B. Ray	2	31	15.5	20	–	–	1	–	0

KICKOFF RETURNS

Player	No.	Yds	Avg	TD	Lg
R. Jones	24	678	28.3	2	97
Q. McCracken	9	183	20.3	0	38
L. Gallman	5	135	27.0	1	78
B. Breedlove	5	113	22.6	0	31
J.J. Pina	2	19	9.5	0	10
W. Jones	1	17	17.0	0	17
G. Gray	1	12	12.0	0	12
K. Gill	1	5	5.0	0	5
D. Clark	1	4	4.0	0	4

PUNT RETURNS

Player	No.	Yds	Avg	TD	Lg
B. Breedlove	12	140	11.7	0	46
W. Smith	6	52	8.7	0	14
W. Jones	2	17	8.5	0	10
K. DuBose	1	2	2.0	0	2

INTERCEPTIONS

Player	No.	Yds	Avg	TD	Lg
E. Sampson	3	14	4.7	0	10
D. Spells	2	17	8.5	0	17
D. Jackson	2	6	3.0	0	4
K. DuBose	2	3	1.5	0	3
T. Pearson	1	40	40.0	0	40
Q. McCracken	1	15	15.0	0	15
M. Allen	1	6	6.0	0	6
G. McConnell	1	2	2.0	0	2
W. Smith	1	0	0.0	0	–

FIELD GOALS

Player	FGM-A	Pct	10-29	30-39	40-49	50+	Lg
R. Gardner	10-13	.769	5-5	3-3	2-4	0-1	47

TOTAL OFFENSE LEADERS

Player	G	Plays	Rush	Pass	Total	Avg/G
B. Ray	8	–	169	1,247	1,416	177.0
D. Brown	10	–	21	1,444	1,465	146.5

ALL PURPOSE YARDAGE LEADERS

Player	G	Rush	Rec	PR	KOR	IR	Total	Avg/G
R. Cuthbert	11	595	374	0	0	0	969	88.1
R. Jones	11	106	77	0	678	0	861	78.3

TACKLE LEADERS

Player	G	UA	A	Tot	TFL/Yds	Sacks/Yds	PBU
M. Allen	11	54	67	121	4.0	1.0	0
D. Spells	11	52	56	108	2.0	1.0	0

1991

Overall Record: 4-6-1 ACC: 1-6-0 (T-7th)

Head Coach: Barry Wilson

Assistant Coaches: Eddie Wilson (OC/OB), Dale Strahm (DC/ILB), Fred Chatham (RC/TE), Scott Anderson (RB), Rod Broadway (DL), Marvin Brown (WR), Dan Hammerschmidt (DB), Ted Million (OL), Ted Roof (OLB)

Starting Lineup: **OFFENSE:** QB Dave Brown, RB Leroy Gallman, WR Walter Jones, WR Stanley Dorsey, TE Aaron Shaw, FB Chris Brown, LT Brandon Moore, LG Pete Petroff, C Stuart Albright, RG Steve Alderfer, RT Matt Williams; **DEFENSE:** DE Duane Marks, DT Preston Anderson, DT Gregg McConnell, RT Warren Scoville, LB Darrell Spells, LB Brad Sherrord, LB Mark Allen, CB Wyatt Smith, SS Derrick Jackson, FS Erwin Sampson, CB Quinton McCracken; **SPECIAL TEAMS:** K Randy Gardner, P Tim Davis

Captains: Erwin Sampson & Pete Petroff | Team MVP: Dave Brown

All-ACC: -

All-America: - | Academic All-America: -

Miscellaneous Awards: -

S 7	South Carolina	A	T	24-24	71,200	Shaw PAT pass from Brown after Jones 4-yard TD pass from Brown (:00; 4th) after successful inside kick; Brown 3-yard TD rush & missed PATA (:05; 4th)
S 14	Rutgers	H	W	42-22	15,400	Brown 298 passing yards & 4 TDs; Halftime: 7-7; W. Jones 3 TDs; Jackson (57 yards) & Smith (55) INT returns for TDs; RUT 5 TOs & 37:18 TOP
S 21	Colgate	H	W	42-14	20,200	Brown 18-40, 238 yards & 4 total TDs (3 pass); Gallman 7-81 rushing; Total offense: Duke 459, COL 243; Jackson 7 tackles & 2.0 QB sacks
S 28	Virginia	A	L	3-34	43,400	UVA QB Blundin 17-21, 238 yards & 3 TDs; Duke 262 yards & 5 TOs; UVA 31 straight points after 3-3 1st quarter; Gallman 7-76 rushing
O 5	Vanderbilt	H	W	17-13	20,600	Wright 22-87 rushing & 1 TD; VANDY 5 TOs; Total offense: Duke 364, VANDY 357; Halftime: VANDY, 7-3; Pearson 3.0 QB sacks
O 26	Maryland	A	W	17-13	35,423	Breedlove GW 27-yard TD pass from Brown (11:57; 4th); Duke defense 4 INTs (2 in 4th quarter); Brown 334 passing yards; Allen 11 tackles
N 2	Georgia Tech	H	L	6-17	38,732	GT RB Smith 17-120 rushing & 1 TD; Rushing yards: Duke 10, GT 184; Duke 225 total yards, 5 sacks allowed & 3 TOs; W. Jones 5-62 receiving
N 9	Wake Forest	A	L	14-31	15,759	WF RB Leach 19-80 rushing & 1 TD + 1 TD pass; Halftime: Duke, 7-6; Duke 279 yards & 4 TOs; Spells 14 tackles; WF DL McCrary 3.0 QB sacks
N 16	N.C. State	H	L	31-32	28,975	NCS WR Hinton GW PAT pass from QB Harvey after Harvey 1-yard TD rush (:14; 4th); NCS successful inside kick after 38-yard FG (1:56; 4th)
N 23	North Carolina	A	L	14-47	50,500	UNC RB Means 30-181 rushing & 2 TDs; Total offense: Duke 221, UNC 529; Halftime: UNC, 20-0; Allen & Spells 15 tackles each; Duke 3 TOs
N 30	+Clemson	N ¹	L	21-33	50,000	CLEM 4 TDs in 4th quarter; Brown 23-48, 385 yards & 3 TDs; Breedlove 5-160 receiving; Rushing yards: Duke 18, CLEM 355; Duke 4 TOs

N¹ Tokyo, Japan
+ Coca Cola Bowl

	1st	2nd	3rd	4th	Total
Duke	33	45	80	73	231
Opponents	44	78	61	97	280

TEAM STATISTICS

	Duke	Opponents
SCORING	231	280
Points Per Game	21.0	25.5
FIRST DOWNS	211	211
Rushing	72	106
Passing	128	98
Other	11	7
RUSHING YARDAGE	919	2,077
Yards gained rushing	1,354	2,313
Yards lost rushing	435	236
Rushing Attempts	334	498
Average Per Rush	4.1	4.2
Average Per Game	83.5	188.8
TDs Rushing	8	20
PASSING YARDAGE	2,887	2,137
Comp-Att-Int	236-450-16	170-298-17
Average Per Pass	6.4	7.2
Average Per Catch	12.2	12.6
Average Per Game	262.5	194.3
TDs Passing	20	13
TOTAL OFFENSE	3,806	4,214
Total Plays	777	795
Average Per Play	4.9	5.3
Average Per Game	346.0	383.1
KICK RETURNS: #-Yards	45-916	31-642
PUNT RETURNS: #-Yards	20-147	22-134
INT RETURNS: #-Yards	17-201	13-155
KICK RETURN AVERAGE	20.4	20.7
PUNT RETURN AVERAGE	7.4	6.1
INT RETURN AVERAGE	11.8	11.9
FUMBLES-LOST	21-15	21-15
PENALTIES-Yards	49-423	57-514
Average Per Game	38.5	46.7
PUNTS-Yards	60-2,193	48-1,886
Average Per Punt	36.6	39.3
Net punt average	-	-
KICKOFFS-Yards	-	-
Average Per Kick	-	-
Net kick average	-	-
TIME OF POSSESSION/Game	27:00	33:00
3RD-DOWN Conversions	62/167	82/184
3rd-Down Pct	37%	45%
4TH-DOWN Conversions	-	-
4th-Down Pct	-	-
SACKS BY	25	-
TOUCHDOWNS SCORED	30	35
FIELD GOALS-ATTEMPTS	7-12	13-18
ON-SIDE KICKS	-	-
RED-ZONE SCORES	-	-
RED-ZONE TOUCHDOWNS	-	-
PAT-ATTEMPTS	(29-30) 97%	(29-35) 83%

RUSHING

Player	G	Att	Gain	Loss	Net	Avg	TD	Lg	Avg/G
C. Brown	11	83	349	29	320	3.9	0	21	29.1
L. Gallman	10	53	287	11	276	5.2	1	76	27.6
R. Wright	11	61	197	20	177	2.9	2	15	16.1
R. Cuthbert	2	19	71	12	59	3.1	0	14	29.5
D. Brown	11	90	334	277	57	0.6	5	23	5.2
T. Redmon	11	11	58	3	55	5.0	0	15	5.0
R. Baldwin	10	2	17	0	17	8.5	0	9	1.7
T. Rhoads	10	2	8	0	8	4.0	0	6	0.8
K. Ewell	6	1	6	0	6	6.0	0	6	1.0
S. Prince	11	7	24	20	4	0.6	0	10	0.4
W. Jones	10	1	0	5	-5	-5.0	0	-	-0.5
S. Dorsey	11	2	0	7	-7	-3.5	0	3	-0.6
TEAM	11	2	0	48	-48	-24.0	0	-	-4.4

PASSING

Player	G	Effic	C-A-I	Pct	Yds	TD	Lg	Avg/G
D. Brown	11	114.6	230-437-15	52.6	2,794	20	72	254.0
S. Prince	11	78.2	5-12-1	41.7	76	0	42	6.9
R. Gardner	11	242.8	1-1-0	100.0	17	0	17	1.5

RECEIVING

Player	G	No.	Yds	Avg	TD	Lg	Avg/G
C. Brown	11	38	302	7.9	3	18	27.5
W. Jones	10	31	518	16.7	6	68	51.8
A. Shaw	7	28	322	11.5	2	22	46.0
J. Farquhar	9	20	275	13.8	1	31	30.6
M. Mays	11	20	249	12.5	2	32	22.6
B. Breedlove	10	19	399	21.0	4	72	39.9
S. Dorsey	11	18	307	17.1	2	37	27.9
R. Wright	11	18	127	7.1	0	25	11.5
K. Ewell	6	16	197	12.3	0	29	10.0
L. Gallman	10	16	100	6.3	0	12	10.0
R. Cuthbert	2	5	25	5.0	0	15	12.5
J. Ellis	10	2	30	15.0	0	17	3.0
T. Redmon	11	2	19	9.5	0	10	1.7
M. Dyer	10	1	12	12.0	0	12	1.2
R. Baldwin	10	1	4	4.0	0	4	0.4
D. Clark	9	1	1	1.0	0	1	0.1

SCORING

Player	TD	FG	Kick	Rush	Rcv	Pass	Dxp	Saf	Pts
R. Gardner	11	7-12	28-29	0-0	0	-	0	0	49
W. Jones	6	0-0	0-0	0-0	0	-	0	0	36
D. Brown	5	0-0	0-0	0-0	0	-	0	0	30
B. Breedlove	4	0-0	0-0	0-0	0	-	0	0	24
C. Brown	3	0-0	0-0	0-0	0	-	0	0	18
S. Dorsey	2	0-0	0-0	0-0	0	-	0	0	12
M. Mays	2	0-0	0-0	0-0	0	-	0	0	12
A. Shaw	2	0-0	0-0	0-0	1	-	0	0	14
R. Wright	2	0-0	0-0	0-0	0	-	0	0	12
J. Farquhar	1	0-0	0-0	0-0	0	-	0	0	6
D. Jackson	1	0-0	0-0	0-0	0	-	0	0	6
L. Gallman	1	0-0	0-0	0-0	0	-	0	0	6
W. Smith	1	0-0	0-0	0-0	0	-	0	0	6

PUNTING

Player	No.	Yds	Avg	Lg	TB	FC	i20	50+	Blk
T. Davis	29	1,098	37.9	53	-	-	-	-	-
R. Gardner	20	721	36.1	50	-	-	-	-	-
D. Brown	10	374	37.4	47	-	-	-	-	-
TEAM	1	0	0.0	-	-	-	-	-	-

KICKOFF RETURNS

Player	No.	Yds	Avg	TD	Lg
B. Breedlove	17	420	24.7	0	65
Q. McCracken	13	299	23.0	0	42
G. Gray	4	73	18.3	0	40
K. Gill	5	52	10.4	0	17
L. Gallman	4	42	10.5	0	24
K. DuBose	1	19	19.0	0	19
J. Ellis	1	11	11.0	0	11

PUNT RETURNS

Player	No.	Yds	Avg	TD	Lg
B. Breedlove	15	105	7.0	0	17
W. Jones	5	42	8.4	0	19

INTERCEPTIONS

Player	No.	Yds	Avg	TD	Lg
W. Smith	3	80	26.7	1	55
D. Jackson	3	70	23.3	1	57
K. DuBose	3	21	7.0	0	14
Q. McCracken	2	14	7.0	0	15
M. Allen	2	10	5.0	0	10
B. Sherrord	2	3	1.5	0	3
S. Berdan	1	3	3.0	0	3
E. Sampson	1	0	0.0	0	-

FIELD GOALS

Player	FGM-A	Pct	1-9	20-29	30-39	40-49	50+	Lg	Blk
R. Gardner	7-12	58.3	-	-	-	-	-	-	-

TOTAL OFFENSE LEADERS

Player	G	Plays	Rush	Pass	Total	Avg/G
D. Brown	11	-	57	2,794	2,851	259.2
C. Brown	11	-	320	0	320	29.1
L. Gallman	10	-	276	0	276	27.6

ALL PURPOSE YARDAGE LEADERS

Player	G	Rush	Rec	PR	KOR	IR	Total	Avg/G
B. Breedlove	10	0	399	105	420	0	924	92.4
W. Jones	10	-5	518	42	0	0	555	55.5
L. Gallman	10	276	100	0	0	0	376	37.6

TACKLE LEADERS

Player	G	UA	A	Tot	TFL/Yds	Sacks/Yds	PBU
D. Spells	11	73	51	124	1.0-4	0.0-0	3
M. Allen	11	61	55	116	2.0-5	0.0-0	2
D. Jackson	11	34	42	76	1.0-6	3.0-23	3
E. Sampson	10	36	24	60	0.0-0	0.0-0	5
B. Sherrord	10	35	18	53	7.0-14	0.0-0	2
S. Berdan	11	24	25	49	1.0-1	0.0-0	0
W. Smith	11	28	18	46	0.0-0	0.0-0	4
P. Anderson	11	22	17	39	2.0-8	1.	

1992

Overall Record: 2-9 ACC: 0-8 (9th)

Head Coach: Barry Wilson

Assistant Coaches: Eddie Wilson (OC/OB), Dale Strahm (DC/LB), Fred Chatham (Asst HC/RC/TE), Scott Anderson (RB), Rod Broadway (DT), Marvin Brown (WR), Dan Hammerschmidt (DB), Ted Million (OL), Ted Roof (DE)

Starting Lineup: **OFFENSE:** QB Spence Fischer, RB Randy Cuthbert, WR Brad Breedlove, WR Stanley Dorsey, TE Dan Clark, FB Tijan Redmon LT Brandon Moore, LG Steve Alderfer, C Jeroenn Egge, RG P.J. Schunke, RT Matt Williams; **DEFENSE:** DE Duane Marks, DT Scott Youmans, DT David Waffle, DE Travis Pearson, OLB Darrell Spells, ILB Scott Berdan, OLB Brad Sherrod, CB Keith DuBose, S Derrick Jackson, S Sean Thomas, CB Jamal Evans; **SPECIAL TEAMS:** K Randy Gardner, P Tim Davis

Captains: Darrell Spells & Randy Cuthbert | Team MVPs: Randy Cuthbert & Scott Berdan

All-ACC: -

All-America: - | Academic All-America: -

Miscellaneous Awards: ACC Brian Piccolo Award (Randy Cuthbert)

S 5	Florida State	A	L	21-48	60,751	FSU 1st ACC game; FSU QB Ward 17-33, 269 yards & 4 TDs; Total yards: Duke 324, FSU 494; Duke 16 rushing yards & 4 TOs
S 12	Vanderbilt	A	L	37-42	40,031	VANDY RB Lewis GW 6-yard TD rush (3:51; 4th); VANDY DB Smith INT of Prince at VANDY 27 (2:43; 4th); Cuthbert 19-110 rushing & 2 TDs
S 19	Rice	H	W	17-12	11,400	Cuthbert 29-149 rushing; 56-minute weather delay (12:44; 1st); Halftime: 0-0; Total offense: Duke 444, RICE 284; RICE 1-12 3rd down
S 26	Virginia	H	L	28-55	24,400	UVA RB Kirby 28-207 rushing; Halftime: UVA, 41-7; Total offense: Duke 230, UVA 511; UVA 37:53 TOP; Jackson 18 tackles; Sherrod 16 tackles
O 10	East Carolina	H	W	45-14	34,100	Cuthbert 23-126 rushing; Halftime: Duke, 28-0; Total offense: Duke 461, ECU 305; Duke defense 3.0 QB sacks & 4 INTs; Dorsey 5-83 receiving
O 17	Clemson	A	L	6-21	78,000	CLEM QB Solomon 16-104 rushing & 1 TD; Total offense: Duke 288, CLEM 278; CLEM defense 10.0 QB sacks; TOs: Duke 4, CLEM 0
O 24	Maryland	H	L	25-27	17,850	MD WR Badgett GW 51-yard TD pass from QB Kaleo (:00; 4th); Badgett 9-218 receiving; Cuthbert 27-101 rushing & 3 TDs; Berdan 10 tackles
O 31	Georgia Tech	A	L	17-20	44,129	GT defense 6.0 QB sacks; Khayat tackled at GT 10 after 46-yard pass from Fischer (:00; 4th); Total offense: Duke 349, GT 216; Cuthbert 18-91 rush
N 7	Wake Forest	H	L	14-28	33,600	WF QB West 23-37, 263 yards & 3 TDs; WF WR Dixon 7-150 receiving & 3 TDs; Total offense: Duke 299, WF 436; TOs: Duke 3, WF 0
N 14	N.C. State	A	L	27-45	46,350	NCS 24 points off 6 Duke TOs; Gallman 231 KOR yards (ACC single-game record); Cuthbert 22-83 rushing; Rushing yards: Duke 74, NCS 197
N 21	North Carolina	H	L	28-31	28,680	UNC WR Brooks GW 20-yard TD pass from QB Thomas (2:06; 4th); UNC sack ends Duke final drive (:43; 4th); Prince 268 passing yards

	1st	2nd	3rd	4th	Total
Duke	63	66	59	77	265
Opponents	108	75	108	52	343

TEAM STATISTICS	Duke	Opponents
SCORING	265	343
Points Per Game	24.1	31.2
FIRST DOWNS	217	217
Rushing	79	114
Passing	122	95
Penalty	16	8
RUSHING YARDAGE	1,315	2,136
Yards gained rushing	1,692	2,448
Yards lost rushing	377	312
Rushing Attempts	412	503
Average Per Rush	3.2	4.2
Average Per Game	119.5	194.2
TDs Rushing	16	22
PASSING YARDAGE	2,670	2,360
Comp-Att-Int	209-395-19	175-296-10
Average Per Pass	6.8	8.0
Average Per Catch	12.8	13.5
Average Per Game	242.7	214.5
TDs Passing	15	17
TOTAL OFFENSE	3,985	4,496
Total Plays	807	799
Average Per Play	4.9	5.6
Average Per Game	362.3	408.7
KICK RETURNS: #-Yards	55-1,271	33-763
PUNT RETURNS: #-Yards	31-352	35-398
INT RETURNS: #-Yards	9-157	18-258
KICK RETURN AVERAGE	23.1	23.1
PUNT RETURN AVERAGE	11.4	11.4
INT RETURN AVERAGE	17.4	14.3
FUMBLES-LOST	26-14	21-11
PENALTIES-Yards	59-516	80-621
Average Per Game	46.9	56.5
PUNTS-Yards	58-2,269	59-2,150
Average Per Punt	39.1	36.4
Net punt average	32.3	30.5
KICKOFFS-Yards	-	-
Average Per Kick	-	-
Net kick average	-	-
TIME OF POSSESSION/Game	28:43	31:17
3RD-DOWN Conversions	61/167	61/161
3rd-Down Pct	37%	38%
4TH-DOWN Conversions	-	-
4th-Down Pct	-	-
SACKS BY-Yards	19-109	39-258
TOUCHDOWNS SCORED	35	46
FIELD GOALS-ATTEMPTS	7-16	8-15
ON-SIDE KICKS	-	-
RED-ZONE SCORES	-	-
RED-ZONE TOUCHDOWNS	-	-
PAT-ATTEMPTS	(32-35) 91%	-

RUSHING

Player	G	Att	Gain	Loss	Net	Avg	TD	Lg	Avg/G
R. Cuthbert	11	227	1,066	35	1,031	4.5	6	53	93.7
R. Baldwin	11	73	322	10	312	4.3	7	26	29.3
S. Dorsey	11	3	35	0	35	11.7	0	26	3.2
L. Gallman	11	8	42	10	32	4.0	0	19	2.9
J.D. Lewis	11	2	3	0	3	1.5	1	2	0.3
T. Cochran	11	1	0	1	-1	-1.0	0	-	-0.1
T. Decker	3	1	0	4	-4	-4.0	0	-	-1.3
R. Wright	11	1	0	4	-4	-4.0	0	-	-0.4
TEAM	11	1	0	14	-14	-14.0	0	-	-1.3
S. Prince	11	26	64	81	-17	-0.7	1	11	-1.5
S. Fischer	9	69	160	218	-58	-0.8	1	20	-6.4

PASSING

Player	G	Effic	C-A-I	Pct	Yds	TD	Lg	Avg/G
S. Fischer	9	124.8	113-197-10	.574	1,505	8	60	167.2
S. Price	11	102.0	90-183-9	.492	1,090	7	35	99.1
T. Decker	3	87.9	6-14-0	.429	75	0	20	25.0
B. Breedlove	11	0.0	0-1-0	0.0	0	0	0	0.0

RECEIVING

Player	G	No.	Yds	Avg	TD	Lg	Avg/G
R. Cuthbert	11	37	345	9.3	1	35	31.4
D. Clark	11	30	285	9.5	4	29	25.9
B. Breedlove	11	29	479	16.5	2	36	43.5
R. Wright	11	26	400	15.4	1	34	36.4
S. Dorsey	11	23	291	12.7	3	38	26.5
R. Baldwin	11	23	197	8.6	0	18	17.9
R. Farmer	11	16	197	12.3	0	20	17.9
B. Khayat	9	12	207	17.3	1	47	23.0
J. Jensen	9	11	244	22.2	3	60	27.1
S. Spurrrier	7	1	18	18.0	0	18	2.6
J.D. Lewis	11	1	7	7.0	0	7	0.6

SCORING

Player	TD	FG	Kick	Rush	Rcv	Pass	Dxp	Saf	Pts
R. Gardner	0	7-16	32-32	0-0	0	0-0	0	0	53
R. Cuthbert	7	0-0	0-0	0-0	0	0-0	0	0	42
R. Baldwin	7	0-0	0-0	0-0	0	0-0	0	0	42
D. Clark	4	0-0	0-0	0-0	0	0-0	0	0	24
J. Jensen	3	0-0	0-0	0-0	0	0-0	0	0	18
S. Dorsey	3	0-0	0-0	0-0	0	0-0	0	0	18
B. Breedlove	2	0-0	0-0	0-0	0	0-0	0	0	12
R. Farmer	1	0-0	0-0	0-0	0	0-0	0	0	6
S. Fischer	1	0-0	0-0	0-0	0	0-0	0	0	6
D. Jackson	1	0-0	0-0	0-0	0	0-0	0	0	6
B. Khayat	1	0-0	0-0	0-0	0	0-0	0	0	6
J.D. Lewis	1	0-0	0-0	0-0	0	0-0	0	0	6
D. Marks	1	0-0	0-0	0-0	0	0-0	0	0	6
S. Prince	1	0-0	0-0	0-0	0	0-0	0	0	6
S. Thomas	1	0-0	0-0	0-0	0	0-0	0	0	6
R. Wright	1	0-0	0-0	0-0	0	0-0	0	0	6
S. Youmans	0	0-0	0-0	0-0	0	0-0	0	1	2

PUNTING

Player	No.	Yds	Avg	Lg	TB	FC	i20	50+	Blk
T. Davis	51	2,101	41.2	68	-	-	-	-	-
S. Prince	2	86	43.0	44	-	-	-	-	-
R. Gardner	1	42	42.0	42	-	-	-	-	-
S. Fischer	2	40	20.0	27	-	-	-	-	-

KICKOFF RETURNS

Player	No.	Yds	Avg	TD	Lg
B. Breedlove	15	438	29.2	0	83
L. Gallman	14	433	30.9	0	82
K. DuBose	9	168	18.7	0	51
J. Ellis	8	135	16.9	0	33
G. Gray	4	31	7.8	0	10
S. Thomas	2	29	14.5	0	23
K. Gill	2	18	9.0	0	9
D. Lowman	1	19	19.0	0	19

PUNT RETURNS

Player	No.	Yds	Avg	TD	Lg
K. DuBose	27	301	11.1	0	37
D. Jackson	0	38	-	1	38
B. Breedlove	2	6	3.0	0	5
J. Ellis	1	5	5.0	0	5
D. Lowman	1	2	2.0	0	2

INTERCEPTIONS

Player	No.	Yds	Avg	TD	Lg
S. Thomas	2	113	56.5	1	84
T. Edwards	2	24	12.0	0	24
S. Berdan	1	19	19.0	0	19
D. Jackson	1	1	1.0	0	1
D. Spells	1	0	0.0	0	-
K. DuBose	1	0	0.0	0	-
J. Ellis	1	0	0.0	0	-

FIELD GOALS

Player	FGM-A	Pct	1-9	20-29	30-39	40-49	50+	Lg	Blk
R. Gardner	7-16	.438	-	-	-	-	-	-	-

TOTAL OFFENSE LEADERS

Player	G	Rush	Pass	Total	Avg/G
S. Fischer	9	-58	1,505	1,447	160.8
S. Prince	11	-17	1,090	1,073	97.5
R. Cuthbert	11	1,031	0	1,031	93.7

ALL PURPOSE YARDAGE LEADERS

Player	G	Rush	Rec	PR	KOR	IR	Total	Avg/G
R. Cuthbert	11	1,031	345	0	0	0	1,376	125.1
B. Breedlove	11	0	479	0	438	0	917	83.4
R. Baldwin	11	312	197	0	0	0	505	45.9

TACKLE LEADERS

Player	G	UA	A	Tot	TFL/Yds	Sacks/Yds	PBU
D. Spells	11	71	48	119	6.0-40	3.0-33	0
S. Berdan	10	57	51	108	2.5-7	1.0-4	1
D. Jackson	11	25	54	79	3.0-13	1.0-2	2
D. Waffle	11	40	31	71	17.0-57	4.0-25	1
B. Sherrod	11	32	38	70	5.0-15	2.0-12	0
S. Thomas	11	27	25	52	2.0-3	0.0-0	5
D. Marks	9	24	25	49	5.5-34	2.5-14	5
T. Pearson	11	24	24	48	6.0-28	2.5-18	2

1993

Overall Record: 3-8 ACC: 2-6 (T-7th)

Head Coach: Barry Wilson (resigned Nov. 1)

Assistant Coaches: Buddy Geis (OC/WR), Dale Strahm (DC/LB), Fred Chatham (Asst. HC/RC/TE), Scott Anderson (RB), Rod Broadway (DT), Dan Hammerschmidt (DB), Ted Million (OL), Ted Roof (DE), Eddie Wilson (QB)

Starting Lineup: **OFFENSE:** QB Spence Fischer, RB Robert Baldwin, RB David Lowman, WR Brad Breedlove, WR Stanley Dorsey, TE Dan Clark, LT Clarence Collins, LG Steve Alderfer, C Jeroen Egge, RG P.J. Schunke, RT Matt Williams; **DEFENSE:** DE Duane Marks, DT David Waffle, DT Scott Youmans, DE Travis Pearson, LB John Zuanich, LB Scott Berdan, LB Brad Sherrod, CB Zaid Abdul-Aleem, S Tee Edwards, S Ray Farmer, CB Sean Thomas; **SPECIAL TEAMS:** K Tom Cochran, P John Krueger

Captains: Steve Alderfer, Robert Baldwin, Brad Sherrod, Scott Youmans | Team MVP: Matt Williams

All-ACC: Brad Sherrod², Ray Farmer³, John Krueger³

All-America: – | Academic All-America: Travis Pearson¹

Miscellaneous Awards: ACC Brian Piccolo Award (Scott Youmans)

S 4	Florida State (-/1)	H	L	7-45	26,800	FSU QB & eventual Heisman Trophy recipient Ward 22-31, 272 yards & 2 TDs; Total offense: Duke 147, FSU 628; Halftime: FSU, 29-0
S 11	Rutgers	A	L	38-39	26,854	RUT K Benestad GW 38-yard FG (1:01; 4th); Cochran 43-yard FGA wide left (:04; 4th); Total offense: Duke 495, RUT 453; Fischer 333 pass yards
S 18	Army West Point	H	W	42-21	21,300	Fischer 29-36, 357 yards & 3 TDs; Total offense: Duke 499, ARMY 301; Halftime: ARMY, 14-13; Breedlove 43-yard PR for TD; Sherrod 11 tackles
S 25	Virginia (-/21)	A	L	0-35	37,700	UVA QB Willis 24-34, 246 yards & 3 TDs; Total offense: Duke 221, UVA 471; Duke 27 net rushing yards & 5 TDs; Sherrod 16 tackles
O 2	Tennessee (-/11)	A	L	19-52	96,173	TENN RB Garner 10-129 rushing; TENN QB Shuler 4 TD passes; Gallman 100-yard KOR for TD; Total offense: Duke 338, TENN 464
O 9	Clemson	H	L	10-13	18,600	CLEM DB McClean INT of Fischer at CLEM 8 (:03; 4th); Total offense: Duke 378, CLEM 197; Youmans 2-yard FR for TD; Granville 12 tackles
O 16	Maryland	A	L	18-26	31,487	MD QB Milanovich 29-36, 414 yards & 2 TDs; Total offense: Duke 366, MD 525; Cochran 4 FGs (43, 25, 38 & 39); Zuanich 11 tackles & 2.0 TFL
O 23	Wake Forest	A	W	21-13	20,123	Fischer 24-39, 275 yards & 2 TDs; Halftime: WF, 13-7; TO: Duke 0, WF 3; WF 2 missed FGAs; Duke defense 4.0 QB sacks; Lowman 13-59 rushing
O 30	Georgia Tech	H	L	14-47	30,470	GT QB Davis 14-19, 280 yards & 2 TDs; GT RB Levens 13-90 rushing; Halftime: GT, 21-0; Duke 5 TOs; Total offense: Duke 501, GT 593
N 6	N.C. State	H	W	21-20	15,200	Fischer 2 TD passes; NCS failed PAT pass after WR Hinton 14-yard TD pass from QB Bender trailing 21-20 (2:19; 4th); Halftime: Duke, 21-0
N 30	North Carolina	A	L	24-38	50,000	UNC RB Johnson 24-142 rushing & 3 total TDs (2 rush); Total offense: Duke 430, UNC 524; Fischer 384 passing yards; Dorsey 7-104 receiving

	1st	2nd	3rd	4th	Total
Duke	33	64	36	81	214
Opponents	84	132	68	65	349

TEAM STATISTICS

	Duke	Opponents
SCORING	214	349
Points Per Game	19.5	31.7
FIRST DOWNS	237	251
Rushing	74	122
Passing	151	122
Penalty	12	7
RUSHING YARDAGE	1,167	2,235
Yards gained rushing	1,407	2,490
Yards lost rushing	240	255
Rushing Attempts	343	487
Average Per Rush	3.4	4.6
Average Per Game	106.1	203.2
TDs Rushing	9	23
PASSING YARDAGE	3,011	2,624
Comp-Att-Int	250-478-19	194-291-13
Average Per Pass	6.3	9.0
Average Per Catch	12.0	13.5
Average Per Game	273.7	238.5
TDs Passing	14	22
TOTAL OFFENSE	4,178	4,859
Total Plays	821	778
Average Per Play	5.1	6.2
Average Per Game	379.8	441.7
KICK RETURNS: #-Yards	49-947	29-616
PUNT RETURNS: #-Yards	17-150	30-442
INT RETURNS: #-Yards	13-86	18-73
KICK RETURN AVERAGE	19.3	21.2
PUNT RETURN AVERAGE	8.8	14.7
INT RETURN AVERAGE	6.6	4.1
FUMBLES-LOST	17-9	17-11
PENALTIES-Yards	75-671	84-681
Average Per Game	61.0	61.9
PUNTS-Yards	51-2,018	45-1,658
Average Per Punt	38.8	36.8
Net punt average	30.3	33.5
KICKOFFS-Yards	-	-
Average Per Kick	-	-
Net kick average	-	-
TIME OF POSSESSION/Game	30:05	29:55
3RD-DOWN Conversions	69-171	71-145
3rd-Down Pct	40%	49%
4TH-DOWN Conversions	-	-
4th-Down Pct	-	-
SACKS BY-Yards	24-167	21-161
TOUCHDOWNS SCORED	27	48
FIELD GOALS-ATTEMPTS	9-17	7-12
ON-SIDE KICKS	-	-
RED-ZONE SCORES	-	-
RED-ZONE TOUCHDOWNS	-	-
PAT-ATTEMPTS	-	-

RUSHING

Player	G	Att	Gain	Loss	Net	Avg	TD	Lg	Avg/G
D. Lowman	11	110	465	26	439	4.0	5	43	39.9
R. Baldwin	10	70	337	5	332	4.7	1	19	33.2
T. Redmon	11	58	245	5	240	4.1	1	17	21.8
T.C. White	10	26	106	10	96	3.7	0	25	9.6
J.D. Lewis	11	17	48	0	48	2.8	2	7	4.4
S. Fischer	11	48	167	150	17	0.4	0	25	1.5
J. Jensen	9	2	14	0	14	7.0	0	13	1.5
K. Gill	11	1	7	0	7	7.0	0	7	0.6
L. Gallman	11	1	4	0	4	4.0	0	4	0.4
S. Spurrier	11	1	0	0	0	0.0	0	0	0.0
D. Flemming	6	1	0	7	-7	-7.0	0	-	-1.2
J. Pickens	5	8	14	37	-23	-2.9	0	7	-4.6

PASSING

Player	G	Effic	C-A-I	Pct	Yds	TD	Lg	Avg/G
S. Fischer	11	113.3	213-388-14	.549	2,563	12	80	235.7
J. Pickens	5	76.2	35-87-5	.402	413	2	36	82.6
J. Krueger	11	164.7	2-3-0	.667	35	0	22	3.2

RECEIVING

Player	G	No.	Yds	Avg	TD	Lg	Avg/G
S. Dorsey	11	44	678	15.4	4	54	61.6
B. Breedlove	11	35	524	15.0	2	34	47.6
R. Baldwin	10	29	268	9.2	0	26	26.8
S. Spurrier	11	24	299	12.5	1	35	27.2
D. Lowman	11	21	121	5.8	0	15	11.0
J. Jensen	9	20	310	15.5	3	80	34.4
D. Clark	10	19	217	11.4	1	20	21.7
T. Redmon	11	15	95	6.3	0	18	8.6
J. Farquhar	11	9	131	14.6	0	24	11.9
B. Khayat	11	9	76	8.4	3	15	6.9
J.D. Lewis	11	8	71	8.9	0	32	6.5
R. Wright	11	7	110	15.7	0	22	10.0
T.C. White	10	2	23	11.5	0	14	2.3
D. Flemming	6	2	22	11.0	0	13	3.7
L. Gallman	11	2	21	10.5	0	12	1.9
R. Farmer	10	1	22	22.0	0	22	2.2
J. Galaska	11	1	12	12.0	0	12	1.1
J. Nicholson	2	1	7	7.0	0	7	3.5
M. Williams	11	1	4	4.0	0	4	0.4

SCORING

Player	TD	FG	Kick	Rush	Rcv	Pass	Dxp	Saf	Pts
T. Cochran	0	9-17	21-23	-	0	-	0	0	48
D. Lowman	5	0-0	0-0	-	0	-	0	0	30
S. Dorsey	4	0-0	0-0	-	1	-	0	0	26
B. Breedlove	3	0-0	0-0	-	1	-	0	0	20
J. Jensen	3	0-0	0-0	-	0	-	0	0	18
B. Khayat	3	0-0	0-0	-	0	-	0	0	18
J.D. Lewis	2	0-0	0-0	-	0	-	0	0	12
R. Baldwin	1	0-0	0-0	-	0	-	0	0	6
D. Clark	1	0-0	0-0	-	0	-	0	0	6
L. Gallman	1	0-0	0-0	-	0	-	0	0	6
T. Redmon	1	0-0	0-0	-	0	-	0	0	6
S. Spurrier	1	0-0	0-0	-	0	-	0	0	6
S. Thomas	1	0-0	0-0	-	0	-	0	0	6
S. Youmans	1	0-0	0-0	-	0	-	0	0	6

PUNTING

Player	No.	Yds	Avg	Lg	TB	FC	i20	50+	Blk
J. Krueger	50	1,966	39.3	60	-	-	-	-	-
S. Fischer	1	52	52.0	52	-	-	-	-	-

KICKOFF RETURNS

Player	No.	Yds	Avg	TD	Lg
L. Gallman	29	674	23.2	1	100
B. Pollock	6	103	17.2	0	20
G. Gray	5	58	11.6	0	19
K. Gill	4	37	9.3	0	17
R. Wright	3	44	14.7	0	20
D. Lowman	1	24	24.0	0	24
B. Breedlove	1	7	7.0	0	7

PUNT RETURNS

Player	No.	Yds	Avg	TD	Lg
B. Breedlove	16	120	7.5	1	44
S. Wells	1	30	30.0	0	30

INTERCEPTIONS

Player	No.	Yds	Avg	TD	Lg
S. Thomas	4	44	11.0	0	18
R. Farmer	3	33	11.0	0	21
T. Edwards	3	0	0.0	0	0
Z. Abdul-Aleem	2	0	0.0	0	0
J. Zuanich	1	9	9.0	0	9

FIELD GOALS

Player	FGM-A	Pct	1-19	20-29	30-39	40-49	50+	Lg	Blk
T. Cochran	9-17	.529	-	-	-	-	-	-	-

TOTAL OFFENSE LEADERS

Player	G	Plays	Rush	Pass	Total	Avg/G
S. Fischer	11	-	17	2563	2580	234.5
D. Lowman	11	-	439	0	439	39.9
J. Pickens	11	-	-23	413	390	35.5

ALL PURPOSE YARDAGE LEADERS

Player	G	Rush	Rec	PR	KOR	IR	Total	Avg/G
L. Gallman	11	4	21	0	674	0	699	63.5
S. Dorsey	11	0	678	0	0	0	678	61.6
B. Breedlove	11	0	524	120	7	0	651	59.2

TACKLE LEADERS

Player	G	UA	A	Tot	TFL/Yds	Sacks/Yds	PBU
B. Sherrod	11	71	42	113	9.0-22	3.0-9	1
J. Zuanich	11	42	40	82	4.0-11	1.0-8	0
R. Farmer	10	37	31	68	0.0-0	0.0-0	4
T. Edwards	11	34	32	66	0.0-0	0.0-0	1
D. Waffle	11	34	27	61	7.0-31	3.0-23	0
S. Thomas	11	39	18	57	1.0-4	0.0-0	6
B. Granville	7	27	27	54	1.0-2	0.0-0	1
J. Kirkland	11	37	12	49	13.0-55	7.0-45	0
T. Pearson	11	27	18	45	2.0-4	1.0-7	1
S. Youmans	9	25					

1994

Overall Record: 8-4 ACC: 5-3 (T-4th)

Head Coach: Fred Goldsmith

Assistant Coaches: Craig Bohl (DC), Mike Heimerdinger (OC), Rod Broadway (DL), Fred Chatham (TE/K/Recruit), Joe DeForest (OLB/ST), Jimmy Gonzales (DB), Ken Matous (WR), Jeff McInerney (DE), John Zernhelt (OL)

Starting Lineup: **OFFENSE:** QB Spence Fischer, AB Joe Opalenick, BB Robert Baldwin, TE John Farquhar, WR Corey Thomas, WR Jon Jensen, LT Jon Merrill, LG Damon Wallace, C Jereon Egge, RG Chad Melita, RT Matt Williams; **DEFENSE:** DT Mike Stallmeyer, NG Bernard Holsey, DE James Kirkland, OLB David Hawkins, ILB Carlos Bagley, ILB Billy Granville, OLB John Zuanich, CB Jamal Ellis, SS Zaid Abdul-Aleem, FS Ray Farmer, CB Brandon Pollock; **SPECIAL TEAMS:** K Tom Cochran, P John Krueger

Captains: Zaid Abdul-Aleem, Robert Baldwin & Matt Williams | Team MVP: Robert Baldwin

All-ACC: Robert Baldwin¹, Matt Williams¹, John Zuanich¹, Jereon Egge², Billy Granville², Bill Khayat²

All-America: Matt Williams², Ray Farmer³, Robert BaldwinTM, Bill KhayatTM | Academic All-America: –

Miscellaneous Awards: ACC Offensive Player of the Year (Robert Baldwin), ACC Player of the Year (Robert Baldwin), National Coach of the Year (Fred Goldsmith), ACC Coach of the Year (Fred Goldsmith)

S 3	Maryland	H	W	49-16	20,831	Baldwin 33-238 rushing & 4 TDs (Duke single-game yards record); Halftime: Duke, 28-3; Total offense: Duke 531, MD 278; Zuanich 13 tackles
S 10	East Carolina	H	W	13-10	36,420	Cochran GW 28-yard FG (6:14; 4th); Granville PBU ends ECU final drive on 4th-&-1 at Duke 29 (:34; 4th); Granville 13 tackles & 1 INT
S 15	Army West Point	H	W	43-7	24,342	Baldwin 19-83 rushing & 3 TDs; Geis 2 TD receptions; Total offense: Duke 366, ARMY 311; Halftime: Duke, 15-0; Granville 17 tackles
S 24	Georgia Tech	A	W	27-12	40,107	Baldwin 41-162 rushing & 3 TDs; TOS: Duke 0, GT 6; Zuanich 5 tackles, 1.0 TFL, 2 INTs & 1 FR; Granville 4 tackles, 1 INT, 1 FR & 2 PBUs
O 1	Navy	A	W	47-14	25,579	Fischer 23-27, 286 yards & 2 TDs (Duke single-game pass completion percentage record [.852]); Duke 517 total yards; Abdul-Aleem 13 tackles
O 15	Clemson (25/-)	H	W	19-13	29,432	Farmer GW blocked punt recovery in EZ (3:37; 4th); Hawkins sack ends CLEM final drive on 4th-&-9 at Duke 31 (1:13; 4th); Zuanich 14 tackles
O 22	Wake Forest (20/-)	A	W	51-26	21,445	Baldwin 26-157 rushing; Duke led 27-0 after 1st quarter; Duke defense 4.0 QB sacks; WF 6 TOS; Zuanich 7 tackles & 62-yard FR for TD
O 29	Florida State (16/9)	A	L	20-59	73,899	FSU QB Kannell 23-41, 394 yards & 3 TDs; Halftime: FSU, 38-6; Total offense: Duke 225, FSU 620; Baldwin 22-96 rushing; Fisher 2 TD passes
N 5	Virginia (23/13)	H	W	28-25	33,941	Farmer INT ends UVA final drive (:00; 4th); Fischer 3 total TDs (2 rush); Total offense: Duke 315, UVA 402; Duke defense 3.0 QB sacks & 3 INTs
N 12	N.C. State (19/-)	A	L	23-24	53,900	NCS K Videtich GW PAT after WR Guffie 2-yard TD pass from QB Harvey (5:50; 4th); Cochran 51-yard FGA wide left (1:50; 4th)
N 19	North Carolina (24/21)	H	L	40-41	40,103	UNC WR Barnes GW 71-yard TD pass from QB Thomas (2:01; 4th); Cochran 60-yard FGA short (:00; 4th); Fischer 33-57, 395 yards & 4 TDs
J 2	+Wisconsin (25/-)	N ¹	L	20-34	61,384	WIS RB Fletcher 39-241 rushing; Fischer 28-46, 314 yards; Baldwin 2 rushing TDs; Khayat 11-109 receiving; Farmer 10 tackles; Duke 4 TOS

N¹ Tampa, Fla.

+ Hall of Fame Bowl

	1st	2nd	3rd	4th	Total
Duke	99	84	76	101	360
Opponents	34	71	80	62	247

TEAM STATISTICS	Duke	Opponents
SCORING	360	247
Points Per Game	32.7	22.5
FIRST DOWNS	228	222
Rushing	92	94
Passing	123	108
Other	13	20
RUSHING YARDAGE	1,636	1,410
Yards gained rushing	1,859	1,807
Yards lost rushing	223	397
Rushing Attempts	435	412
Average Per Rush	3.8	3.4
Average Per Game	148.7	128.2
TDs Rushing	21	13
PASSING YARDAGE	2,468	2,798
Comp-Att-Int	216-367-9	199-376-17
Average Per Pass	6.7	7.4
Average Per Catch	11.4	14.1
Average Per Game	224.4	254.4
TDs Passing	19	17
TOTAL OFFENSE	4,104	4,208
Total Plays	802	788
Average Per Play	5.1	5.3
Average Per Game	373.1	382.5
KICK RETURNS: #-Yards	36-685	56-1,304
PUNT RETURNS: #-Yards	26-300	27-184
INT RETURNS: #-Yards	17-200	9-18
KICK RETURN AVERAGE	19.0	23.3
PUNT RETURN AVERAGE	11.2	6.8
INT RETURN AVERAGE	11.8	2.0
FUMBLES-LOST	13-4	31-12
PENALTIES-Yards	87-694	80-630
Average Per Game	63.1	57.3
PUNTS-Yards	62-2,587	65-2,345
Average Per Punt	41.7	36.1
Net punt average	38.8	31.5
KICKOFFS-Yards	-	-
Average Per Kick	-	-
Net kick average	-	-
TIME OF POSSESSION/Game	31:18	28:42
3RD-DOWN Conversions	61/161	52/160
3rd-Down Pct	38%	33%
4TH-DOWN Conversions	-	-
4th-Down Pct	-	-
SACKS BY-Yards	30-203	17-95
TOUCHDOWNS SCORED	46	32
FIELD GOALS-ATTEMPTS	13-22	9-13
ON-SIDE KICKS	-	-
RED-ZONE SCORES	-	-
RED-ZONE TOUCHDOWNS	-	-
PAT-ATTEMPTS	(41-46) 89%	(25-32) 78%

RUSHING

Player	G	Att	Gain	Loss	Net	Avg	TD	Lg	Avg/G
R. Baldwin	11	276	1,236	49	1,187	4.3	12	44	107.9
D. Lowman	11	30	156	2	154	5.1	4	29	14.0
M. DeOrio	8	16	106	0	106	6.6	0	55	13.3
T.C. White	6	21	114	8	106	5.0	1	36	17.7
S. Fischer	11	62	153	127	26	0.4	3	16	2.4
C. London	11	10	27	1	26	2.6	0	5	2.4
T. Redmon	11	2	21	0	21	10.5	0	17	1.9
L. Marshall	11	6	18	2	16	2.7	0	7	1.5
D. Green	3	3	16	1	15	5.0	0	9	5.0
C. Thomas	11	1	7	0	7	7.0	1	7	0.6
R. Wright	11	2	5	0	5	2.5	0	3	0.5
J. Pickens	6	7	0	33	-33	-4.7	0	-	-5.5

PASSING

Player	G	Effic	C-A-I	Pct	Yds	TD	Lg	Avg/G
S. Fischer	11	125.1	204-346-8	.590	2,285	16	75	207.7
J. Pickens	6	168.8	11-18-1	.611	176	2	50	29.3
D. Green	3	488.8	1-1-0	1.000	7	1	7	2.3
J. Krueger	11	-	0-1-0	.000	0	0	-	0.0
J. Jensen	11	-	0-1-0	.000	0	0	-	0.0

RECEIVING

Player	G	No.	Yds	Avg	TD	Lg	Avg/G
B. Khayat	11	49	562	11.5	2	35	51.1
J. Jensen	11	45	526	11.7	2	75	47.8
C. Thomas	11	37	558	15.1	8	44	50.7
R. Baldwin	11	36	258	7.2	1	27	23.5
J. Farquhar	11	22	296	13.5	2	27	26.9
J. Nicholson	5	6	64	10.7	0	14	12.8
J. Opalenick	9	6	53	8.8	0	13	5.9
T. Redmon	11	4	42	10.5	1	13	3.8
D. Lowman	11	4	22	5.5	0	6	2.0
R. Wright	11	3	19	6.3	0	11	1.7
A. Geis	11	2	57	28.5	2	50	5.2
M. DeOrio	8	2	11	5.5	1	9	1.4

SCORING

Player	TD	FG	Kick	Rush	Rcv	Pass	Dxp	Saf	Pts
R. Baldwin	13	0-0	0-0	0-0	0-0	0-0	0	0	78
T. Cochran	0	13-22	37-40	0-0	0-0	0-0	0	0	76
C. Thomas	9	0-0	0-0	0-0	0-0	0-0	0	0	54
D. Lowman	4	0-0	0-0	0-0	0-0	0-0	0	0	24
S. Fischer	3	0-0	0-0	0-0	0-0	0-0	0	0	18
J. Farquhar	2	0-0	0-0	0-0	0-0	0-0	0	0	12
A. Geis	2	0-0	0-0	0-0	0-0	0-0	0	0	12
J. Jensen	2	0-0	0-0	0-0	0-0	0-0	0	0	12
B. Khayat	2	0-0	0-0	0-0	0-0	0-0	0	0	12
T. Redmon	2	0-0	0-0	0-0	0-0	0-0	0	0	12
J. Zuanich	2	0-0	0-0	0-0	0-0	0-0	0	0	12
C. Bunch	1	0-0	0-0	0-0	0-0	0-0	0	0	6
M. DeOrio	1	0-0	0-0	0-0	0-0	0-0	0	0	6
R. Farmer	1	0-0	0-0	0-0	0-0	0-0	0	0	6
S. Wells	1	0-0	0-0	0-0	0-0	0-0	0	0	6
T.C. White	1	0-0	0-0	0-0	0-0	0-0	0	0	6
B. Boston	0	0-0	4-4	0-0	0-0	0-0	0	0	4
TEAM	0	0-0	0-1	0-0	0-0	0-0	0	2	4

PUNTING

Player	No.	Yds	Avg	Lg	TB	FC	i20	50+	Blk
J. Krueger	58	2,430	41.9	60	-	-	-	-	1
S. Fischer	3	157	52.3	74	-	-	-	-	0
TEAM	11	1	0.0	-	-	-	-	-	0

KICKOFF RETURNS

Player	No.	Yds	Avg	TD	Lg
A. Geis	13	232	17.8	0	29
T. Redmon	11	265	24.1	0	36
B. Pollock	8	155	19.4	0	29
C. London	2	18	9.0	0	14
D. Lowman	2	15	7.5	0	10

PUNT RETURNS

Player	No.	Yds	Avg	TD	Lg
A. Geis	20	188	9.4	0	29
S. Wells	1	48	48.0	0	48
C. Thomas	1	21	21.0	0	21
R. Farmer	1	20	20.0	1	20
B. Luetgert	1	19	19.0	0	19
T. Redmon	1	3	3.0	0	3
R. Wright	1	1	1.0	0	1

INTERCEPTIONS

Player	No.	Yds	Avg	TD	Lg
B. Pollock	3	55	18.3	0	44
Z. Abdul-Aleem	3	0	0.0	0	-
S. Wells	2	52	26	1	27
J. Zuanich	2	35	17.5	0	35
B. Granville	2	19	9.5	0	12
R. Farmer	2	0	0.0	0	-
T. Settles	1	28	28.0	0	28
L. McQueen	1	11	11.0	0	11
T. Edwards	1	0	0.0	0	-

FIELD GOALS

Player	FGM-A	Pct	10-29	30-39	40-49	50+	Lg	Blk
T. Cochran	13-22	.591	6-7	4-4	3-8	0-3	44	-

TOTAL OFFENSE LEADERS

Player	G	Plays	Rush	Pass	Total	Avg/G
S. Fischer	11	-	26	2,285	2,311	210.1
R. Baldwin	11	-	1187	0	1,187	107.9
D. Lowman	11	-	154	0	154	14.0

ALL PURPOSE YARDAGE LEADERS

Player	G	Rush	Rec	PR	KOR	IR	Total	Avg/G
R. Baldwin	11	1,187	258	0	0	0	1,445	131.4
C. Thomas	11	7	558	21	0	0	586	53.3
A. Geis	11	0	57	188	232	0	477	43.4

TACKLE LEADERS

1995

Overall Record: 3-8 ACC: 1-7 (8th)

Head Coach: Fred Goldsmith

Assistant Coaches: Jeff McInerney (DC/ILB), John Zernhelt (OC/OL), Larry Beckish (OB), Fred Chatham (TE/K/RC), Joe DeForest (OLB/ST), Jimmy Gonzales (DE), Cliff Lewis (IDL), Ken Matous (WR), Greg Williams (DB)

Starting Lineup: **OFFENSE:** QB Spence Fischer, AB Joe Opalenick, BB Lymarr Marshall, TE Bill Khayat, WR Corey Thomas, WR Marc Wilson, LT Jon Merrill, LG Patrick Mannelly, C Jereon Egge, RG Chad Melita, RT Phillip Chappell; **DEFENSE:** DT Mike Stallmeyer, NG Bernard Holsey, DE Orlando Adwaters, OLB James Kirkland, ILB Carlos Bagley, ILB Billy Granville, OLB John Zuanich, SS Tawambi Settles, FS Ray Farmer, CB Desi Thomas, CB Sidney Wells; **SPECIAL TEAMS:** K Tom Cochran, P John Krueger, LS Patrick Mannelly

Captains: Spence Fischer & Jon Merrill | Team MVP: Ray Farmer

All-ACC: Ray Farmer¹, Jeff Hodrick², Bill Khayat², Tom CochranTM, Jereon EggeTM, Spencer FisherTM, James KirklandTM, John KruegerTM, John MerrillTM, Corey ThomasTM

All-America: – | Academic All-America: –

Miscellaneous Awards: –

S 2	+Florida State	N ¹	L	26-70	51,200	FSU RB Dunn 9-124 rushing & 1 TD; Total offense: Duke 404, FSU 797; Fischer 20-39, 227 yards & 2 TDs; Farmer 2 blocked PATs
S 9	Rutgers	H	W	24-14	25,400	Opalenick GW 13-yard TD pass from Fischer (4:08; 4th); Halftime: 14-14; Total offense: Duke 284, RUT 426; RUT 7 TOs; Pollock 2 INTs
S 16	Army West Point	A	W	23-21	33,031	Cochran GW 28-yard FG (:04; 4th); Fischer 32-50, 362 yards & 2 TDs; Marshall 20-90 rushing; Farmer 21 tackles; ARMY 2 passing yards
S 23	Maryland	A	L	28-41	41,013	MD RB Rodgers 13-103 rushing & 2 TDs; MD QB Cummings 299 passing yards; Total offense: Duke 341, MD 544; Marshall 31-115 rushing & 2 TDs
S 30	Navy	H	L	9-30	29,400	NAVY QB McCoy 22-144 rushing & 1 TD; Rushing yards: Duke 17, NAVY 377; Fischer 241 passing yards; Granville 14 tackles; Farmer 10 tackles
O 7	Georgia Tech	H	L	21-37	20,110	GT QB Davis 12-18, 206 passing + 12-130 rushing; GT RB Williams 35-185 & 2 TDs; Total offense: Duke 247, GT 518; Duke 1-8 3rd down
O 14	Virginia	A	L	30-44	40,200	UVA QB Groh 20-41, 346 yards & 4 TDs; UVA 18 straight points to erase 24-13 halftime deficit; Fischer 360 passing yards & 3 TDs
O 21	N.C. State	H	L	38-41	24,117	NCS RB Stephens 15-121 rushing & 1 TD; NCS DB Davis INT ends Duke final drive at NCS 5 (:26; 4th); NCS 11-14 3rd down
O 28	Wake Forest	H	W	42-26	31,752	Marshall 22-70 rushing & 3 TDs; Halftime: Duke, 28-0; WF QB LaRue 55-78, 478 yards & 4 TDs (NCAA single-game record for completions)
N 11	Clemson	A	L	17-34	63,000	CLEM RB Priestner 32-263 rushing & 1 TD; CLEM 433 rush yards; Duke 3 TOs; Halftime: CLEM, 17-0; Hodrick 7-88 receiving; McQueen 11 tackles
N 18	North Carolina	A	L	24-28	47,000	UNC WR Jones GW 4-yard TD pass from Thomas (9:32; 4th); UNC ends Duke final drive with INT (:22; 4th); Total offense: Duke 235, UNC 409

N¹ Orlando, Fla.

+ Texaco Star Classic

	1st	2nd	3rd	4th	Total
Duke	79	85	58	60	282
Opponents	71	132	103	80	386

TEAM STATISTICS	Duke	Opponents
SCORING	282	386
Points Per Game	25.6	35.1
FIRST DOWNS	209	263
Rushing	77	147
Passing	120	105
Penalty	12	11
RUSHING YARDAGE	1,181	2,956
Yards gained rushing	1,372	3,132
Yards lost rushing	191	176
Rushing Attempts	341	543
Average Per Rush	3.5	5.4
Average Per Game	107.4	268.7
TDs Rushing	21	28
PASSING YARDAGE	2,718	2,392
Comp-Att-Int	261-448-14	200-326-12
Average Per Pass	6.1	7.3
Average Per Catch	10.4	12.0
Average Per Game	247.1	217.5
TDs Passing	12	21
TOTAL OFFENSE	3,899	5,348
Total Plays	789	869
Average Per Play	4.9	6.2
Average Per Game	354.5	486.2
KICK RETURNS: #-Yards	55-1,201	38-901
PUNT RETURNS: #-Yards	32-183	32-262
INT RETURNS: #-Yards	12-95	11-80
KICK RETURN AVERAGE	21.8	23.7
PUNT RETURN AVERAGE	5.7	8.2
INT RETURN AVERAGE	7.9	7.3
FUMBLES-LOST	15-11	23-15
PENALTIES-Yards	65-549	66-530
Average Per Game	49.9	48.2
PUNTS-Yards	65-2,685	50-1,720
Average Per Punt	41.3	34.4
Net punt average	37.3	30.7
KICKOFFS-Yards	-	-
Average Per Kick	-	-
Net kick average	-	-
TIME OF POSSESSION/Game	28:20	31:40
3RD-DOWN Conversions	52/155	38/901
3rd-Down Pct	34%	36%
4TH-DOWN Conversions	-	-
4th-Down Pct	-	-
SACKS BY-Yards	10-59	16-89
TOUCHDOWNS SCORED	34	51
FIELD GOALS-ATTEMPTS	14-18	13-18
ON-SIDE KICKS	-	-
RED-ZONE SCORES	-	-
RED-ZONE TOUCHDOWNS	-	-
PAT-ATTEMPTS	(32-33) 97%	(35-43) 81%

RUSHING

Player	G	Att	Gain	Loss	Net	Avg	TD	Lg	Avg/G
L. Marshall	11	188	741	33	708	3.8	13	32	64.4
C. London	11	62	310	19	291	4.7	5	51	26.5
S. Fischer	11	64	215	111	104	1.6	3	27	9.5
D. Rasheed	11	14	78	4	74	5.3	0	14	6.7
D. Green	3	4	13	9	4	1.0	0	13	1.3
M. DeOrio	11	3	8	5	3	1.0	0	7	0.3
T. Redmon	11	1	3	0	3	3.0	0	3	0.3
J. Hendrick	11	1	1	0	1	1.0	0	1	0.1
TEAM	11	1	0	1	-1	-1.0	0	-	-0.1
R. Owens	11	3	3	9	-6	-2.0	0	3	-0.5

PASSING

Player	G	Effic	C-A-I	Pct	Yds	TD	Lg	Avg/G
S. Fischer	11	112.3	256-438-14	.584	2,668	12	63	242.5
D. Green	3	78.4	4-8-0	.500	27	0	10	9.0
J. Hodrick	11	146.6	1-2-0	.500	23	0	23	2.1

RECEIVING

Player	G	No.	Yds	Avg	TD	Lg	Avg/G
M. Wilson	11	47	531	11.3	2	61	48.3
C. Thomas	11	45	505	11.2	6	44	45.9
J. Hodrick	11	34	396	11.6	0	44	36.0
R. Owens	11	24	239	10.0	0	63	21.7
L. Marshall	11	24	161	6.7	0	18	14.6
B. Khayat	5	23	192	6.7	1	18	38.4
J. Opalenick	8	22	240	10.9	2	28	30.0
G. Ford	11	11	135	12.3	0	28	12.3
C. London	11	11	70	6.4	0	12	6.4
D. Flemming	11	8	111	13.9	1	23	10.1
T. Redmon	11	7	65	9.3	0	17	5.9
M. DeOrio	11	2	38	19.0	0	29	3.5
S. Fischer	11	1	23	23.0	0	23	2.1
C. Tate	10	1	7	7.0	0	7	0.7
A. Geis	7	1	5	5.0	0	5	0.7

SCORING

Player	TD	FG	Kick	Rush	Rcv	Pass	Dxp	Saf	Pts
L. Marshall	13	0-0	0-0	0-0	0	0-0	0	0	78
T. Cochran	0	14-18	32-33	0-0	0	0-0	0	0	74
C. Thomas	6	0-0	0-0	0-0	0	0-0	0	0	36
C. London	5	0-0	0-0	0-0	0	0-0	0	0	30
S. Fischer	3	0-0	0-0	0-0	0	1-1	0	0	18
M. Wilson	2	0-0	0-0	0-0	1	0-0	0	0	14
J. Opalenick	2	0-0	0-0	0-0	0	0-0	0	0	12
B. Khayat	1	0-0	0-0	0-0	0	0-0	0	0	6
A. Moyer	1	0-0	0-0	0-0	0	0-0	0	0	6
D. Flemming	1	0-0	0-0	0-0	0	0-0	0	0	6
T. Settles	0	0-0	0-0	0-0	0	0-0	1	0	2

PUNTING

Player	No.	Yds	Avg	Lg	TB	FC	i20	50+	Bk
J. Krueger	62	2517	40.6	66	-	-	-	-	0
S. Fischer	3	168	56.0	58	-	-	-	-	0

KICKOFF RETURNS

Player	No.	Yds	Avg	TD	Lg
T. Redmon	45	1,065	23.7	0	85
C. Tate	5	99	19.8	0	27
C. London	3	19	6.3	0	10
J. Hodrick	1	11	11.0	0	11
M. DeOrio	1	7	7.0	0	7

PUNT RETURNS

Player	No.	Yds	Avg	TD	Lg
R. Owens	12	115	9.6	0	29
A. Geis	8	49	6.1	0	35
D. Flemming	1	19	19.0	0	19

INTERCEPTIONS

Player	No.	Yds	Avg	TD	Lg
B. Pollock	2	17	8.5	0	17
T. Settles	2	7	3.5	0	7
S. Wells	2	0	0	0	-
R. Farmer	2	-2	-1.0	0	-
A. Moyer	1	40	40.0	1	40
C. Egbunive	1	20	20.0	0	20
B. Granville	1	13	13.0	0	13
D. Thomas	1	0	0.0	0	-

FIELD GOALS

Player	FGM-A	Pct	10-29	30-39	40-49	50+	Lg	Bk
T. Cochran	14-18	.778	8-8	4-5	2-5	0-0	45	-

TOTAL OFFENSE LEADERS

Player	G	Plays	Rush	Pass	Total	Avg/G
S. Fischer	11	-	104	2,668	2,772	252.0
L. Marshall	11	-	708	0	708	64.4
C. London	11	-	291	0	291	26.5

ALL PURPOSE YARDAGE LEADERS

Player	G	Rush	Rec	PR	KOR	IR	Total	Avg/G
T. Redmon	11	3	65	0	1,065	0	1,133	103.0
L. Marshall	11	708	161	0	0	0	869	79.0
M. Wilson	11	0	531	0	0	0	531	48.3

TACKLE LEADERS

Player	G	UA	A	Tot	TFL/Yds	Sacks/Yds	PBU
R. Farmer	11	72	39	111	4.0-8	0.0-0	6
C. Bagley	11	56	40	96	3.5-15	1.0-5	2
C. Egbunive	11	55	29	84	0.0-0	0.0-0	3
T. Settles	11	48	28	76	5.0-10	0.0-0	2
B. Granville	6	49	21	70	3.0-6	0.0-0	0
J. Kirkland	11	38	17	56	14.0-31	2.0-7	0
S. Wells	11	37	16	53	3.0-7	0.0-0	8
J. Zuanich	10	28	25	53	1.0-5	0.0-0	1
M. Stallmeyer	11	32	19	51	3.0-7	1.0-5	1
L. McQueen	8	31	12	43	2.0-5	0.0-0	1
O. Adwaters	11	22	17	39	8.0-20	0.0-0	0
D. Thomas	11	30	8	38	0.5-1	0.0-0	6
B. Holsey	10	25	13	38	3.0-9	1.0-3	1
E. Scanlan	11	15	19	34	3.0-10	0.0-0	0
B. McCormack	11	17	10	27	4.0-23	2-18	1
K. Holley	11	16	6				

1996

Overall Record: 0-11 ACC: 0-8 (9th)

Head Coach: Fred Goldsmith

Assistant Coaches: Larry Beckish (OC/OB), Bob Trott (DC/DB), Scott Brown (DL), Fred Chatham (TE/K/Recruit), Joe DeForest (DLB/ST), Joe DeLamielleure (OL), George Edwards (LB), Clay Helton (RB), Ken Matous (WR)

Starting Lineup: **OFFENSE:** QB Dave Green, AB Reco Owens, BB Lymarr Marshall, WR Corey Thomas, WR Dominique Flemming, TE Gerald Ford, LT Phillip Chappell, LG Lennie Friedman, C John Gordon, RG Chad Melita, RT Austin Smithwick; **DEFENSE:** DT Chris Combs, NG Eric Scanlan, DE Chris Ruzic, OLB Brian McCormack, ILB Chike Egbuniwe, ILB Billy Granville, OLB LeVance McQueen, SS Darius Clark, FS Tawambi Settles, CB Alonzo Moyer, CB Kenan Holley; **SPECIAL TEAMS:** K Sims Lenhardt, P John Krueger, LS Patrick Mannelly

Captains: Gerald Ford, Billy Granville & John Krueger | Team MVP: Billy Granville

All-ACC: John Krueger²

All-America: – | Academic All-America: –

Miscellaneous Awards: –

S 7	Florida State (-/3)	A	L	7-44	70,161	FSU RB Dunn 14-70 & 1 TD; Halftime: FSU, 27-0; FSU DE Wilson 13 tackles, 3.0 TFL & 3 PBUs; Duke 91 total yards, 6 TOs & 4-18 3rd down
S 14	Northwestern	H	L	13-38	29,321	NW RB D. Aury 23-157 rushing & 2 TDs; Halftime: NW, 18-10; NW 20 straight points to open 2nd half; Thomas 8-95 receiving; Duke 4 TOs
S 21	Army West Point	A	L	17-35	36,049	ARMY QB McAda 7-8, 225 passing & 1 TD + 20-88 rushing & 2 TDs; Total offense: Duke 324, ARMY 529; Thomas 7-73 receiving
S 26	Georgia Tech	A	L	22-48	44,145	GT QB Hamilton 15-19, 207 passing & 2 TDs; Halftime: GT, 38-0; GT 2 defensive TDs; Rader 13-26, 144 yards & 1 TD; Wilks 8-70 rushing
O 5	Navy	A	L	27-64	31,365	NAVY RB Nelson 15-118 rushing; Halftime: 21-21; NAVY 43 straight points to open 2nd half; Total offense: Duke 379, NAVY 478; Duke 7 TOs
O 12	Clemson	H	L	6-13	22,586	CLEM QB Greene 13-24, 231 yards & 1 TD; Total offense: Duke 300, CLEM 369; Rader 15-25, 165 yards; Settles 12 tackles & 1 INT; Lenhardt 2 FGs
O 26	Maryland	H	L	19-22	18,751	MD RB Rodgers 31-176 rushing; Wilks 19-137 rushing & 2 TDs; Duke lost fumble ends final drive at MD 40 (3:17; 4th); Granville 12 tackles
N 2	Virginia (-/16)	H	L	3-27	28,276	UVA RB Barber 24-125 rushing & 2 TDs; Halftime: UVA, 27-0; Duke 145 total yards & 3 TOs; Wilks 16-49 rushing; Clark 9 tackles & 2.0 TFL
N 9	N.C. State	A	L	22-44	47,200	NCS RB Stephens 23-108 rushing & 1 TD; Total offense: Duke 375, NCS 415; TOS: Duke 3, NCS 1; NCS led 38-7 after 3 quarters; Settles 10 tackles
N 16	Wake Forest	A	L	16-17	17,842	WF K Burkick GW PAT after WR Clark 13-yard TD pass from QB Kuklick (1:27; 4th); Lenhardt 49-yard FGA short (:35; 4th); Duke 449 yards
N 23	North Carolina	H	L	10-27	30,264	UNC RB L. Johnson 30-167 rushing & 2 TDs; Green 18-33, 233 yards & 1 TD; Total offense: Duke 258, UNC 471; Duke 25 net rushing yards

	1st	2nd	3rd	4th	Total
Duke	17	67	27	51	162
Opponents	74	147	81	77	379

TEAM STATISTICS	Duke	Opponents
SCORING	162	379
Points Per Game	14.7	34.5
FIRST DOWNS	192	214
Rushing	79	116
Passing	94	88
Penalty	19	10
RUSHING YARDAGE	1,144	2,280
Yards gained rushing	1,559	2,567
Yards lost rushing	415	287
Rushing Attempts	400	511
Average Per Rush	2.9	4.5
Average Per Game	104.0	207.3
TDs Rushing	8	22
PASSING YARDAGE	2,061	2,188
Comp-Att-Int	186-349-12	148-262-5
Average Per Pass	5.9	8.4
Average Per Catch	11.1	14.8
Average Per Game	187.4	198.9
TDs Passing	11	16
TOTAL OFFENSE	3,205	4,468
Total Plays	749	686
Average Per Play	4.3	6.5
Average Per Game	291.4	406.2
KICK RETURNS: #-Yards	54-944	38-738
PUNT RETURNS: #-Yards	19-110	33-526
INT RETURNS: #-Yards	5-22	12-92
KICK RETURN AVERAGE	17.5	19.4
PUNT RETURN AVERAGE	5.8	15.9
INT RETURN AVERAGE	4.4	7.7
FUMBLES-LOST	29-20	18-10
PENALTIES-Yards	50-423	89-731
Average Per Game	38.5	66.5
PUNTS-Yards	63-2,767	51-1,959
Average Per Punt	43.9	38.4
Net punt average	–	–
KICKOFFS-Yards	–	–
Average Per Kick	–	–
Net kick average	–	–
TIME OF POSSESSION/Game	29:08	30:52
3RD-DOWN Conversions	48/154	68/164
3rd-Down Pct	31%	42%
4TH-DOWN Conversions	3/17	8/13
4th-Down Pct	18%	62%
SACKS BY-Yards	24-119	37-165
TOUCHDOWNS SCORED	19	47
FIELD GOALS-ATTEMPTS	9-15	19-25
ON-SIDE KICKS	–	–
RED-ZONE SCORES	–	–
RED-ZONE TOUCHDOWNS	–	–
PAT-ATTEMPTS	(15-18) 83%	(38-43) 88%

RUSHING

Player	G	Att	Gain	Loss	Net	Avg	TD	Lg	Avg/G
L. Wilks	11	116	588	34	554	4.8	2	56	50.4
L. Marshall	11	115	428	38	390	3.4	3	18	35.5
D. Rasheed	10	31	166	4	162	5.2	1	26	16.2
C. London	11	12	39	2	37	3.1	0	15	3.4
C. Thomas	11	2	38	6	32	16.0	0	38	2.9
R. Owens	11	9	17	5	12	1.3	0	6	1.1
D. Green	8	48	120	112	8	0.2	1	17	1.0
M. DeOrio	10	1	4	0	4	4.0	0	4	0.4
J. Hodrick	11	1	4	0	4	4.0	0	4	0.4
M. Rader	7	51	136	142	-6	-0.1	1	15	-0.9
J. Krueger	11	1	0	11	-11	-11.0	0	–	-1.0
TEAM	11	1	0	13	-13	-13.0	0	–	-1.2
K. Thompson	5	12	19	48	-29	-2.4	0	7	-5.8

PASSING

Player	G	Effic	C-A-1	Pct	Yds	TD	Lg	Avg/G
D. Green	8	106.5	88-165-3	.533	958	4	43	119.8
M. Rader	7	110.3	85-150-6	.567	905	5	67	129.3
K. Thompson	5	82.4	12-32-3	.375	164	2	37	32.8
J. Krueger	11	385.6	1-1-0	1.000	34	0	34	3.1
J. Hodrick	11	0.0	0-1-0	.000	0	0	0	0.0

RECEIVING

Player	G	No.	Yds	Avg	TD	Lg	Avg/G
C. Thomas	11	38	527	13.9	4	67	47.9
J. Hodrick	11	34	350	10.3	1	38	31.8
R. Owens	11	23	194	8.4	2	22	17.6
M. Wilson	11	17	217	12.8	1	38	19.7
G. Ford	11	14	116	8.3	0	16	10.5
L. Marshall	11	13	118	9.1	0	26	10.7
L. Wilks	11	12	67	5.6	0	16	6.1
J. Opalenick	11	10	105	10.5	0	23	9.5
D. Flemming	11	9	143	15.9	1	45	13.0
S. Montgomery	11	9	134	14.9	1	37	12.2
R. Flowers	11	5	51	10.2	1	15	4.6
K. Holley	11	1	34	34.0	0	34	3.1
M. DeOrio	10	1	5	5.0	0	5	0.5

SCORING

Player	TD	FG	Kick	Rush	Rcv	Pass	Dxp	Saf	Pts
S. Lenhardt	0	9-15	15-18	0-0	0	0-0	0	0	42
C. Thomas	4	0	0	0-0	0	0-0	0	0	24
L. Marshall	3	0	0	1-1	0	0-0	0	0	20
L. Wilks	2	0	0	0-0	0	0-0	0	0	12
R. Owens	2	0	0	0-0	0	0-0	0	0	12
D. Rasheed	1	0	0	0-0	0	0-0	0	0	6
S. Montgomery	1	0	0	0-0	0	0-0	0	0	6
R. Flowers	1	0	0	0-0	0	0-0	0	0	6
M. Rader	1	0	0	0-0	0	0-0	0	0	6
D. Flemming	1	0	0	0-0	0	0-0	0	0	6
M. Wilson	1	0	0	0-0	0	0-0	0	0	6
D. Green	1	0	0	0-0	0	0-0	0	0	6
J. Hodrick	1	0	0	0-0	0	0-0	0	0	6
L. Grant	0	0	0	0-0	0	0-0	1	0	2
TEAM	0	0	0	0-0	0	0-0	0	1	2

PUNTING

Player	No.	Yds	Avg	Lg	TB	FC	i20	50+	Blk
J. Krueger	58	2619	45.2	67	–	–	–	–	1
M. Rader	3	119	39.7	51	–	–	–	–	0

KICKOFF RETURNS

Player	No.	Yds	Avg	TD	Lg
R. Flowers	27	512	19.0	0	40
C. Tate	13	271	20.9	0	37
D. Flemming	6	68	11.3	0	24
S. Montgomery	3	46	15.3	0	24
A. Geis	3	34	11.3	0	25
C. Egbuniwe	1	7	7.0	0	7
D. Rasheed	1	6	6.0	0	6

PUNT RETURNS

Player	No.	Yds	Avg	TD	Lg
A. Geis	15	95	6.3	0	15
R. Owens	1	10	10.0	0	10
C. Thomas	1	2	2.0	0	2
TEAM	2	3	1.5	0	17

INTERCEPTIONS

Player	No.	Yds	Avg	TD	Lg
T. Settles	1	14	14.0	0	14
D. Clark	1	8	8.0	0	8
C. Egbuniwe	1	0	0.0	0	–
L. Grant	1	0	0.0	0	–
K. Lewis	1	0	0.0	0	–

FIELD GOALS

Player	FGM-A	Pct	10-29	30-39	40-49	50+	Lg	Blk
S. Lenhardt	9-15	.600	4-4	4-7	1-4	0-0	47	–

TOTAL OFFENSE LEADERS

Player	G	Plays	Rush	Pass	Total	Avg/G
D. Green	8	213	8	958	966	120.8
M. Rader	7	201	-6	905	899	128.4
L. Wilks	11	–	554	0	554	50.4

ALL PURPOSE YARDAGE LEADERS

Player	G	Rush	Rec	PR	KOR	IR	Total	Avg/G
L. Wilks	11	554	67	0	0	0	621	56.5
R. Flowers	11	0	51	0	512	0	563	51.2
L. Marshall	11	390	118	0	0	0	508	46.2

TACKLE LEADERS

Player	G	UA	A	Tot	TFL/Yds	Sacks/Yds	PBU
B. Granville	11	61	73	134	3.5-23	0.5-11	1
T. Settles	11	84	22	106	3.0-13	0.0-0	5
C. Egbuniwe	11	52	51	103	2.0-2	0.0-0	2
D. Clark	11	46	27	73	10.0-32	2.0-15	5
B. McCormack	11	42	23	65	8.5-34	3.5-22	1
K. Lewis	11	29	29	58	5.0-32	2.0-25	0
C. Ruzic	11	28	21	49	3.0-16	1.0-8	0
C. Combs	11	26	27	53	11.0-60	8.0-50	1
E. Scanlan	11	28	23	51	8.0-19		

1997

Overall Record: 2-9 ACC: 0-8 (9th)

Head Coach: Fred Goldsmith

Assistant Coaches: Larry Beckish (OC/OB), Bob Trott (DC/DB), Scott Brown (DL), Fred Chatham (RB/RC), Joe D'Alessandris (OL), Joe DeForest (OLB/ST), Joe DeLamielleure (TE), Ken Matous (WR), Brad Sherrod (ILB)

Starting Lineup: **OFFENSE:** QB Bobby Campbell, WR Scottie Montgomery, WR Corey Thomas, RB Letavious Wilks, FB Dawud Rasheed, TE Jeff Hodrick, LT Patrick Mannely, LG Lennie Friedman, C John Gordon, RG Chad Melita, RT Austin Smithwick; **DEFENSE:** DT Chris Combs, NG Eric Scanlan, DT Chris Ruzic, OLB Kendral Knight, ILB Chike Egbuniwe, ILB Ryan Stallmeyer, OLB Kevin Lewis, SS Darius Clark, FS Eric Jones, CB Lamar Grant, CB Tawambi Settles; **SPECIAL TEAMS:** K Sims Lenhardt, P Brian Morton, LS Patrick Mannely

Captains: Jeff Hodrick & Chike Egbuniwe | Team MVP: Chike Egbuniwe

All-ACC: Sims Lenhardt¹, Chris Melia², Chris Combs², Scottie Montgomery²

All-America: – | Academic All-America: –

Miscellaneous Awards: –

S 6	N.C. State	H	L	14-45	33,214	NCS QB Barnette 15-19, 224 yards & 1 TD; NCS 28 1st downs & 531 total yards; Campbell 13-26, 189 yards in 1st career start at QB	
S13	Northwestern	A	L	20-24	36,225	NW RB A. Autry GW 1-yard TD rush (4:00; 4th); Duke TO on downs ends final drive (:00; 4th); Autry 23-117 rushing & 2 TDs; Halftime: Duke, 13-3	
S 20	Army West Point	H	W	20-17	21,748	Lenhardt GW 27-yard FG (:51; 4th); Duke snaps 15-game losing streak; Romine 12-20, 159 yards & 1 TD in 1st career start at QB	
S 27	Navy	H	W	26-17	17,370	Wilks 15-68 rushing; Lenhardt 4 FGs; Romine 11-19, 151 yards & 2 TDs; Total offense: Duke 365, NAVY 316; NAVY 1-9 3rd down	
O 4	Maryland	A	L	10-16	23,206	MD QB Cummings 17-23, 242 yards & 1 TD; MD K Kopka 3 FGs; Total offense: Duke 248, MD 309; Stallmeyer 17 tackles & 1.0 QB sack	
O 11	Florida State (-/4)	H	L	27-51	21,557	FSU QB Busby 15-32, 250 yards & 1 TD + 2 rushing TDs; FSU WR Warrick 5-134 receiving; Montgomery 6-94 receiving; Duke 3 TOs	
O 18	Virginia	A	L	10-13	36,600	UVA K Roberts GW 29-yard FG (2:31; 4th); Duke TO on downs ends final drive at UVA 42 (1:15; 4th); TOs: Duke 2, UVA 5; Duke 190 total yards	
O 25	Wake Forest	H	L	24-38	28,276	WF RB Gary GW 6-yard TD rush (6:33; 4th); Total offense: Duke 145, WF 423; Campbell 15-35, 196 yards & 2 TDs; Montgomery 6-94 receiving	
N 8	Clemson	A	L	OT	20-29	61,500	OT: CLEM K Richardson 36-yard FG & CLEM LB Abdullah 63-yard INT for TD; Lenhardt 46-yard FGA wide right with score 20-20 (2:23; 4th)
N 15	Georgia Tech	H	L	38-41	22,638	GT QB Hamilton 22-30, 294 yards & 2 TDs; Thomas 16-276 receiving & 4 TDs (ties Duke game record for TD rec.; all 4 TDs from Green in 4th qtr.)	
N 22	North Carolina (-/8)	A	L	14-50	53,500	UNC QB Keldorf 19-32, 256 yards & 4 TDs; UNC RB Linton 36-199 rushing; Halftime: 14-14; Total offense: Duke 188, UNC 527	

	1st	2nd	3rd	4th	OT	Total
Duke	54	68	31	70	0	223
Opponents	62	119	78	9	9	341

TEAM STATISTICS

	Duke	Opponents
SCORING	223	341
Points Per Game	20.3	31.0

	Duke	Opponents
FIRST DOWNS	173	213
Rushing	76	110
Passing	85	96
Penalty	12	7

	Duke	Opponents
RUSHING YARDAGE	1,387	2,088
Yards gained rushing	1,660	2,334
Yards lost rushing	273	246
Rushing Attempts	404	492
Average Per Rush	3.4	4.2
Average Per Game	126.1	189.8
TDs Rushing	10	23

	Duke	Opponents
PASSING YARDAGE	1,992	2,414
Comp-Att-Int	164-332-19	164-275-10
Average Per Pass	6.0	8.8
Average Per Catch	12.1	14.7
Average Per Game	181.1	219.5
TDs Passing	13	15

	Duke	Opponents
TOTAL OFFENSE	3,379	4,502
Total Plays	733	772
Average Per Play	4.6	5.8
Average Per Game	307.2	409.3

KICK RETURNS: #-Yards	48-969	40-859
PUNT RETURNS: #-Yards	22-191	31-256
INT RETURNS: #-Yards	10-124	19-213
KICK RETURN AVERAGE	20.2	21.5
PUNT RETURN AVERAGE	8.7	8.3
INT RETURN AVERAGE	12.4	11.2

FUMBLES-LOST	17-9	20-11
PENALTIES-Yards	59-487	88-686
Average Per Game	44.3	62.4

PUNTS-Yards	63-2,528	49-1,871
Average Per Punt	40.1	38.2
Net punt average	--	--

KICKOFFS-Yards	--	--
Average Per Kick	--	--
Net kick average	--	--

TIME OF POSSESSION/Game	29:38	30:19
3RD-DOWN Conversions	60/166	66/160
3rd-Down Pct	36%	41%
4TH-DOWN Conversions	8/18	7/9
4th-Down Pct	44%	78%

SACKS BY-Yards	21-148	23-73
TOUCHDOWNS SCORED	25	42
FIELD GOALS-ATTEMPTS	16-20	17-26
ON-SIDE KICKS	--	--
RED-ZONE SCORES	--	--
RED-ZONE TOUCHDOWNS	--	--
PAT-ATTEMPTS	(23-23) 100%	(36-40) 90%

RUSHING

Player	G	Att	Gain	Loss	Net	Avg	TD	Lg	Avg/G
L. Marshall	11	70	364	5	359	5.1	3	58	32.6
D. Rasheed	11	78	332	1	321	4.1	2	25	29.2
L. Wilks	11	79	329	24	305	3.9	1	16	27.7
D. Epperson	10	51	228	11	217	4.3	0	23	21.7
B. Campbell	9	53	205	123	82	1.5	4	29	9.1
S. Romine	6	39	129	58	71	1.8	0	35	11.8
D. Green	4	12	31	13	18	1.5	0	8	4.5
S. Montgomery	11	3	16	9	7	2.3	0	8	0.6
C. Thomas	11	1	5	0	5	5.0	0	5	0.5
M. DeOrio	11	2	4	0	4	2.0	0	3	0.4
B. Morton	11	1	4	0	4	4.0	0	4	0.4
J. Hodrick	11	1	1	0	1	0.1	0	1	0.1
K. Thompson	2	11	22	22	0	0.0	0	9	0.0
TEAM	11	3	0	7	-7	-2.3	0	0	-0.2

PASSING

Player	G	Effic	C-A-I	Pct	Yds	TD	Lg	Avg/G
B. Campbell	9	84.8	85-176-10	.483	925	2	48	102.8
D. Green	4	127.3	39-73-5	.534	525	6	50	131.3
S. Romine	6	114.1	34-65-3	.523	432	3	52	72.0
K. Thompson	2	95.5	5-17-1	.294	79	2	61	39.5
B. Morton	11	360.4	1-1-0	1.000	31	0	31	2.8

RECEIVING

Player	G	No.	Yds	Avg	TD	Lg	Avg/G
S. Montgomery	11	51	633	12.4	4	61	57.5
C. Thomas	11	45	707	15.7	7	50	64.3
D. Epperson	10	22	211	9.6	0	48	21.1
L. Wilks	11	16	101	6.3	0	21	9.2
J. Hodrick	11	10	142	14.2	0	31	12.9
T. Dupree	11	5	68	13.6	1	32	6.2
B. Erdeljac	11	4	23	5.8	0	14	2.1
L. Marshall	11	4	9	2.3	0	5	0.8
R. Flowers	2	3	62	20.7	1	22	31.0
R. Owens	1	2	17	8.5	0	9	17.0
M. DeOrio	11	1	15	15.0	0	15	1.4
D. Rasheed	11	1	4	4.0	0	4	4.0

SCORING

Player	TD	FG	Kick	Rush	Rcv	Pass	Dxp	Saf	Pts
S. Lenhardt	0	16-20	22-22	0-0	0	0-0	0	0	70
C. Thomas	7	0	0	0-0	0	0-0	0	0	42
S. Montgomery	4	0	0	0-0	1	0-0	0	0	26
B. Campbell	4	0	0	0-0	0	1-1	0	0	24
L. Marshall	3	0	0	0-0	0	0-0	0	0	18
D. Rasheed	2	0	0	0-0	0	0-0	0	0	12
D. Clark	1	0	0	0-0	0	0-0	0	0	6
T. Dupree	1	0	0	0-0	0	0-0	0	0	6
R. Flowers	1	0	0	0-0	0	0-0	0	0	6
B. Krenzell	1	0	0	0-0	0	0-0	0	0	6
L. Wilks	1	0	0	0-0	0	0-0	0	0	6
M. Mapes	0	0-0	1-1	0-0	0	0-0	0	0	1

PUNTING

Player	No.	Yds	Avg	Lg	TB	FC	i20	50+	Blk
B. Morton	59	2,445	41.4	58	--	--	--	--	1
B. Campbell	2	66	33.0	51	--	--	--	--	0
S. Lenhardt	1	17	17.0	17	--	--	--	--	0

KICKOFF RETURNS

Player	No.	Yds	Avg	TD	Lg
S. Montgomery	26	596	22.9	0	53
D. Epperson	14	253	18.1	0	26
B. Erdeljac	4	56	14.0	0	19
A. Geis	2	35	17.5	0	21
M. DeOrio	2	29	14.5	0	15

PUNT RETURNS

Player	No.	Yds	Avg	TD	Lg
B. Erdeljac	10	95	9.5	0	57
A. Geis	8	57	7.1	0	14
D. Epperson	3	25	8.3	0	9
D. Pierce	1	12	12.0	0	12
B. Krenzell	0	2	--	1	2

INTERCEPTIONS

Player	No.	Yds	Avg	TD	Lg
E. Jones	4	64	16.0	0	38
E. Scanlan	2	27	13.5	0	18
L. Grant	1	15	15.0	0	15
R. Stallmeyer	1	11	11.0	0	11
C. Egbuniwe	1	7	7.0	0	7
T. Settles	1	0	0.0	0	0

FIELD GOALS

Player	FGM-A	Pct	10-29	30-39	40-49	50+	Lg
S. Lenhardt	16-20	80.0	5-6	3-3	7-8	1-3	50

TOTAL OFFENSE LEADERS

Player	G	Plays	Rush	Pass	Total	Avg/G
B. Campbell	9	229	82	925	1,007	111.9
D. Green	4	85	18	525	543	135.8
S. Romine	6	--	71	432	503	83.8

ALL PURPOSE YARDAGE LEADERS

Player	G	Rush	Rec	PR	KOR	IR	Total	Avg/G
S. Montgomery	11	7	633	0	596	0	1,236	112.4
C. Thomas	11	5	707	0	0	0	712	64.7
D. Epperson	10	217	211	25	253	0	706	70.6

TACKLE LEADERS

Player	G	UA	A	Tot	TFL/Yds	Sacks/Yds	PBU
C. Egbuniwe	11	82	50	132	9.5-46	4.5-40	0
R. Stallmeyer	11	75	53	128	8.0-25	3.0-12	0
K. Lewis							

1998

Overall Record: 4-7 ACC: 2-6 (16th)

Head Coach: Fred Goldsmith

Assistant Coaches: Les Koenning (OC/OB), Bob Trott (DC/DB), Scott Brown (DL), Fred Chatham (RB/RC), Joe D'Alessandris (OL), Joe DeForest (OLB/ST), Joe DeLamielleure (TE), Ken Matous (WR), Brad Sherrod (ILB)

Starting Lineup: **OFFENSE:** QB Spencer Romine, TB B.J. Hill, TE Terrence Dupree, WR Richmond Flowers, WR Scottie Montgomery, FB Dawud Rasheed, LT Wes White, LG Lennie Friedman, C Troy Andrew, RG Shawn Lynch, RT Austin Smithwick; **DEFENSE:** DT Chris Combs, NG Eric Scanlan, DT Gannon Shepherd, OLB Brian McCormack, ILB Ryan Stallmeyer, ILB Todd DeLamielleure, OLB Kevin Lewis, SS Darius Clark, FS Eric Jones, CB Lamar Grant, CB Alonzo Moyer; **SPECIAL TEAMS:** K Sims Lenhardt, P Brian Morton, LS Dan Umbel

Captains: Lennie Friedman, Dawud Rasheed & Eric Scanlan | Team MVP: Scottie Montgomery

All-ACC: Chris Combs¹, Sims Lenhardt²

All-America: – | Academic All-America: –

Miscellaneous Awards: –

S	Opponent	H	W	Score	Yards	Notes
S 5	Western Carolina	H	W	24-10	22,460	Hill 23-121 rushing; Romine 3 total TDs (2 pass); Total offense: Duke 304, WCU 258; Combs 6 tackles, 2.0 TFL & 1 FR; WCU 3-17 3rd down
S 12	Northwestern	A	W	44-10	40,178	Romine 20-37, 303 yards & 1 TD; Flowers 7-124 receiving; Total offense: Duke 575, NW 205; Duke 30 1st downs & 11-22 3rd down
S 19	Florida State	A	L	13-62	80,032	FSU QB Weinke 11-19, 241 yards & 3 TDs; Total offense: Duke 165, FSU 427; Epperson 10-56 rushing; TDs: Duke 3, FSU 0
S 26	Virginia	H	L	0-24	24,380	UVA RB Womack 10-119 rushing & 1 TD; Halftime: UVA, 3-0; Total offense: Duke 361, UVA 402; TDs: Duke 8, UVA 2; Jones 1 INT & 1 FR
O 3	Georgia Tech	A	L	13-41	35,724	GT QB Hamilton 20-32, 259 yards & 3 TDs; Flowers 8-125 receiving; Total offense: Duke 362, GT 465; DeLamielleure 14 tackles & 1.0 QB sack
O 10	Wake Forest	A	W	19-16	22,037	Lenhardt GW 32-yard FG (1:48; 4th); Krill sack of QB Kuklick on 4th down ends WF final drive (:48; 4th); Hill 26-72 rushing; DeLamielleure 10 tackles
O 17	N.C. State	A	L	27-24	50,200	NCS QB Barnette 18-34, 379 yards & 2 TDs; Total offense: Duke 344, NCS 397; NCS 18 net rushing yards; Campbell 188 passing yards
O 24	Clemson	H	W	28-23	30,360	Hill 18-86 rushing & 1 TD; Wilks 2 rushing TDs; Total offense: Duke 268, CLEM 362; Holley INT of QB Streeter ends CLEM final drive (:35; 4th)
O 31	Vanderbilt	A	L	33-36	27,214	ZOT: VANDY K Markham GW 19-yard FG after Duke lost fumble; Montgomery 12-243 receiving & 2 TDs; Lenhardt 4 FGs (25, 54, 53 & 45)
N 14	Maryland	H	L	25-42	15,272	MD RB Jones 11-115 rushing; Campbell 4 total TDs (2 pass) & 7 INTs; MD 260 rushing yards; Halftime: MD, 21-17; Clark 9 tackles & 2 FRs
N 21	North Carolina	H	L	6-28	25,740	UNC WR N. Brown 2 TD receptions; UNC RB R. Brown 17-83 rushing; Hill 23-97 rushing; Mapes 2 FGs; Total offense: Duke 248, UNC 290

	1st	2nd	3rd	4th	OT	Total
Duke	58	75	48	45	3	229
Opponents	47	93	106	67	6	313

TEAM STATISTICS

	Duke	Opponents
SCORING	229	313
Points Per Game	20.8	28.5

	Duke	Opponents
FIRST DOWNS	199	184
Rushing	91	81
Passing	96	89
Penalty	12	14

RUSHING YARDAGE

	Duke	Opponents
Yards gained rushing	1,942	2,078
Yards lost rushing	327	362
Rushing Attempts	482	404
Average Per Rush	3.3	4.2
Average Per Game	146.8	156.0
TDs Rushing	15	20

PASSING YARDAGE

	Duke	Opponents
Comp-Att-Int	177-365-14	163-329-8
Average Per Pass	5.8	6.4
Average Per Catch	12.0	6.4
Average Per Game	192.6	192.4
TDs Passing	9	17

TOTAL OFFENSE

	Duke	Opponents
Total Plays	847	661
Average Per Play	4.4	5.1
Average Per Game	338.9	307.5

KICK RETURNS: #-Yards 42-899 42-830

PUNT RETURNS: #-Yards 21-168 33-420

INT RETURNS: #-Yards 8-66 14-161

KICK RETURN AVERAGE 21.4 19.8

PUNT RETURN AVERAGE 8.0 12.7

INT RETURN AVERAGE 8.3 11.5

FUMBLES-LOST 28-12 26-8

PENALTIES-Yards 80-738 72-673

Average Per Game 67.1 61.2

PUNTS-Yards 74-2952 72-2802

Average Per Punt 39.9 38.9

Net punt average -- --

KICKOFFS-Yards -- --

Average Per Kick -- --

Net kick average -- --

TIME OF POSSESSION/Game 31:37 28:23

3RD-DOWN Conversions 61/190 48/163

3rd-Down Pct 32% 29%

4TH-DOWN Conversions 11/21 6/13

4th-Down Pct 52% 46%

SACKS BY-Yards 24-155 27-203

TOUCHDOWNS SCORED 25 40

FIELD GOALS-ATTEMPTS 20-27 14-20

ON-SIDE KICKS -- --

RED-ZONE SCORES -- --

RED-ZONE TOUCHDOWNS -- --

PAT-ATTEMPTS (23-23) 100% (37-38) 97%

RUSHING

Player	G	Att	Gain	Loss	Net	Avg	TD	Lg	Avg/G
B.J. Hill	11	192	828	30	798	4.2	2	30	72.5
L. Wilks	10	109	384	22	362	3.3	6	22	36.2
D. Epperson	10	44	197	2	185	4.2	2	21	18.5
S. Montgomery	11	22	155	2	128	5.8	1	37	11.6
B. Campbell	11	38	146	85	61	1.6	2	17	5.5
S. Romine	9	53	158	125	33	0.6	2	21	3.7
M. Verille	11	6	18	0	18	3.0	0	5	1.6
D. Rasheed	11	8	17	1	16	2.0	0	4	1.5
E. Jones	9	1	16	0	16	16.0	0	16	1.8
R. Flowers	9	1	9	0	9	9.0	0	9	1.0
F. Harris	6	4	5	1	4	1.0	0	2	0.7
K. Thompson	11	3	9	24	-15	-5.0	0	6	-1.4

PASSING

Player	G	Effic	C-A-I	Pct	Yds	TD	Lg	Avg/G
B. Campbell	11	99.8	101-206-8	.490	1,199	6	88	109.0
S. Romine	9	96.1	71-147-6	.483	862	3	42	95.8
K. Thompson	11	77.8	4-10-0	.400	45	0	18	4.1
B. Morton	11	209.2	1-1-0	1.00	13	0	13	1.2
N. Hartofills	8	0.0	0-1-0	.000	0	0	0	0

RECEIVING

Player	G	No.	Yds	Avg	TD	Lg	Avg/G
S. Montgomery	11	60	793	13.2	3	88	72.1
R. Flowers	9	48	704	14.7	4	42	78.2
M. Hart	11	21	289	13.8	2	31	26.3
B.J. Hill	11	14	70	5.0	0	23	6.4
T. Dupree	11	12	110	9.2	0	24	10.0
D. Epperson	10	6	43	7.2	0	14	4.3
L. Wilks	10	6	15	2.5	0	7	1.5
K. Moore	4	4	39	9.8	0	16	9.8
T. Liferidge	11	1	21	21.0	0	21	1.9
M. Verille	11	1	13	13.0	0	13	1.2
T. Brady	5	1	9	9.0	0	9	1.8
B. Ament	8	1	7	7.0	0	7	8.8
D. Rasheed	11	1	5	5.0	0	5	0.5
K. Shanahan	8	1	1	1.0	0	1	0.1

SCORING

Player	TD	FG	Kick	Rush	Rcv	Pass	Dxp	Saf	Pts
S. Lenhardt	0	16-22	21-21	0-0	0	0-0	0	0	69
L. Wilks	6	0-0	0-0	0-0	0	0-0	0	0	36
R. Flowers	4	0-0	0-0	0-0	0	0-0	0	0	24
S. Montgomery	4	0-0	0-0	0-0	0	0-0	0	0	24
M. Mapes	0	4-5	2-2	0-0	0	0-0	0	0	14
B. Campbell	2	0-0	0-0	0-0	0	1-1	0	0	12
D. Epperson	2	0-0	0-0	0-0	0	0-0	0	0	12
M. Hart	2	0-0	0-0	0-0	0	0-0	0	0	12
B.J. Hill	2	0-0	0-0	0-0	0	0-0	0	0	12
S. Romine	2	0-0	0-0	0-0	0	0-0	0	0	12
T. Dupree	0	0-0	0-0	0-0	1	0-0	0	0	2

PUNTING

Player	No.	Yds	Avg	Lg	TB	FC	i20	50+	Blk
B. Morton	73	2,952	40.4	65	--	--	--	--	1
TEAM	1	0	0.0	0	--	--	--	--	0

KICKOFF RETURNS

Player	No.	Yds	Avg	TD	Lg
R. Flowers	20	457	14.7	0	41
S. Montgomery	13	286	22.0	0	46
D. Epperson	7	111	15.9	0	27
B.J. Hill	1	30	30.0	0	30
R. Hamilton	1	15	15.0	0	15

PUNT RETURNS

Player	No.	Yds	Avg	TD	Lg
R. Hamilton	14	94	6.7	0	14
R. Owens	5	47	9.4	0	14
L. Roush	1	13	13.0	0	13
D. Epperson	1	7	7.0	0	7
A. Moyer	0	7	--	0	7

INTERCEPTIONS

Player	No.	Yds	Avg	TD	Lg
K. Holley	3	44	14.7	0	40
D. Clark	2	0	0.0	0	0
E. Jones	1	22	22.0	0	0
L. Grant	1	0	0.0	0	0
R. Hamilton	1	0	0.0	0	0

FIELD GOALS

Player	FGM-A	Pct	10-29	30-39	40-49	50+	Lg
S. Lenhardt	16-22	72.7	4-5	2-2	6-9	4-6	54
M. Mapes	4-5	80.0	2-2	2-3	0-0	0-0	38

TOTAL OFFENSE LEADERS

Player	G	Plays	Rush	Pass	Total	Avg/G
B. Campbell	11	244	61	1199	1260	114.6
S. Romine	9	--	33	862	895	99.4
B.J. Hill	11	--	798	0	798	72.5

ALL PURPOSE YARDAGE LEADERS

Player	G	Rush	Rec	PR	KOR	IR	Total	Avg/G
S. Montgomery	11	128	793	0	286	0	1,207	109.7
R. Flowers	9	9	704	0	457	0	1,170	130.0
B.J. Hill	11	798	70	0	30	0	898	81.6

TACKLE LEADERS

Player	G	UA	A	Tot	TFL/Yds	Sacks/Yds	PBU
R. Stallmeyer	11	45	40	85	9.5-43	3.0-33	1
D. Clark	11	56	25	81	2.5-8	1.0-6	3
K. Lewis	11	57	21	78	10.5-51	2.0-22	

1999

Overall Record: 3-8 ACC: 3-4 (16th)

Head Coach: Carl Frank

Assistant Coaches: Bob Trott (DC/DB), Ben Bennett (QB), Scott Brown (DL), Fred Chatham (DC), Joe D'Alessandris (OL), Joe DeLamielleure (TE), Aubrey Hill (WR), Brad Sherrord (LB)

Starting Lineup: **OFFENSE:** QB Spencer Romine, RB Duane Epperson, TE Terrence Dupree, WR Scottie Montgomery, WR Richmond Flowers, FB Kyle Moore, LT Wes White, LG Shawn Lynch, C Troy Andrew, RG John Miller, RT Austin Smithwick; **DEFENSE:** DT Chris Combs, NG Mike Steinbaugh, DT Gannon Shepherd, OLB Kendral Knight, ILB Ryan Stallmeyer, ILB Todd DeLamielleure, OLB Kevin Lewis, SS Darius Clark, FS Eric Jones, CB Ronnie Hamilton, CB Lamar Grant; **SPECIAL TEAMS:** K Sims Lenhardt, P Brian Morton, LS Dan Umbrel

Captains: Chris Combs, Eric Jones, Scottie Montgomery & Austin Smithwick | **Team MVP:** Scottie Montgomery

All-ACC: Chris Combs¹, Sims Lenhardt², Scottie Montgomery², Brian Morton²

All-America: Chris CombsTM, Sims LenhardtTM | **Academic All-America:** –

Miscellaneous Awards: –

S 11	East Carolina	A	L	9-27	42,052	ECU QB Garrard 22-34, 268 yards & 2 TDs; Lenhardt 3 FGs; Halftime: ECU, 10-9; Total offense: Duke 309, ECU 461; Flowers 5-101 receiving
S 18	Northwestern	H	L	12-15	18,720	OT: NW WR Simmons 27-yard TD pass from QB Kreinbrink after Lenhardt 20-yard FG; Total offense: Duke 210, NW 212; Lenhardt 5 FGs
S 25	Vanderbilt	H	L	14-31	20,483	VANDY RB McGrath 24-111 rushing; VANDY QB Zolman 2 rushing TDs; Campbell 251 passing yards; Clark 16 tackles, 2.0 TFL & 2 INTs
O 2	Florida State	N	L	23-51	37,310	FSU QB Weinke 19-27, 290 yards & 5 TDs; FSU WR Warrick 6-67 receiving & 3 TDs; Halftime: FSU, 44-0; Total offense: Duke 251, FSU 509
O 9	Virginia	A	W	20-17	43,600	ZOT: Grant INT ends UVA drive after Watson GW 7-yard TD pass from Romine; Both teams missed FGAs in 1st OT; Montgomery 8-172 receiving
O 16	Georgia Tech	H	L	31-38	16,648	GT RB Gregory GW 19-yard TD rush (2:56; 4th); Duke TO on downs ends final drive at Duke 32 (1:04; 4th); Romine 4 total TDs; GT 520 yards
O 23	N.C. State	H	L	24-31	26,179	OT: NCS DB Wilson INT in EZ ends Duke drive after NCS QB Barnette GW 7-yard TD rush; Hill 23-107 rushing; Total offense: Duke 384, NCS 443
O 30	Maryland	A	W	25-22	30,222	Montgomery GW 14-yard TD pass from Romine (1:42; 4th); Stallmeyer INT ends MD final drive (:56; 4th); Romine 27-42, 404 yards & 3 TDs
N 6	Clemson	A	L	7-58	75,000	CLEM RB Zachary 17-141 rushing & 4 TDs; Halftime: CLEM, 31-7; Total offense: Duke 202, CLEM 558; Duke 5 TDs; Montgomery 5-94 receiving
N 13	Wake Forest	H	W	48-35	29,457	Montgomery 3 TDs via rush, reception & KOR; Duke 34 points in 1st quarter; Wilks 20-128 rushing; Duke defense 5.0 QB sacks & 4 INTs
N 20	North Carolina	A	L	0-38	35,000	UNC K McGee 6 FGs; Total offense: Duke 222, UNC 366; Wilks 12-60 rushing; TDs: Duke 6, UNC 0; Stallmeyer 11 tackles & 1.0 TFL

	1st	2nd	3rd	4th	OT	Total
Duke	44	75	47	41	10	217
Opponents	79	128	73	70	13	363

TEAM STATISTICS	Duke	Opponents
SCORING	217	363
Points Per Game	19.7	33.0
FIRST DOWNS	184	235
Rushing	53	110
Passing	119	109
Penalty	12	16
RUSHING YARDAGE	811	1,992
Yards gained rushing	1,221	2,318
Yards lost rushing	410	326
Rushing Attempts	166	467
Average Per Rush	2.21	4.27
Average Per Game	73.64	181.09
TDs Rushing	13	19
PASSING YARDAGE	2,584	2,653
Comp-Att-Int	196-421-22	212-374-16
Average Per Pass	6.1	7.1
Average Per Catch	13.2	12.5
Average Per Game	234.91	241.18
TDs Passing	11	21
TOTAL OFFENSE	3,394	4,645
Total Plays	787	841
Average Per Play	4.3	5.5
Average Per Game	308.55	422.27
KICK RETURNS: #-Yards	39-916	38-853
PUNT RETURNS: #-Yards	26-264	35-252
INT RETURNS: #-Yards	16-167	22-237
KICK RETURN AVERAGE	23.5	22.4
PUNT RETURN AVERAGE	10.2	7.2
INT RETURN AVERAGE	10.4	10.8
FUMBLES-LOST	20-8	15-8
PENALTIES-Yards	76-637	73-667
Average Per Game	57.9	60.6
PUNTS-Yards	75-3,125	59-2,503
Average Per Punt	41.7	42.4
Net punt average	–	–
KICKOFFS-Yards	–	–
Average Per Kick	–	–
Net kick average	–	–
TIME OF POSSESSION/Game	29:07	30:57
3RD-DOWN Conversions	58/179	58/169
3rd-Down Pct	32%	34%
4TH-DOWN Conversions	8/15	11/19
4th-Down Pct	53%	58%
SACKS BY-Yards	19-149	33-265
TOUCHDOWNS SCORED	25	43
FIELD GOALS-ATTEMPTS	14-21	21-28
ON-SIDE KICKS	–	–
RED-ZONE SCORES	–	–
RED-ZONE TOUCHDOWNS	–	–
PAT-ATTEMPTS	(23-24) 96%	(40-41) 98%

RUSHING

Player	G	Att	Gain	Loss	Net	Avg	TD	Lg	Avg/G
L. Wilks	10	95	373	39	334	3.52	3	48	33.4
D. Epperson	9	117	358	34	324	3.0	2	15	36
B.J. Hill	8	66	245	8	237	3.6	2	32	29.6
D. Pierce	11	6	38	0	38	6.3	0	23	3.5
R. Flowers	11	5	35	6	20	4.0	0	10	1.8
B. Erdeljac	9	2	16	0	16	8.0	0	8	1.8
S. Montgomery	11	6	24	9	15	2.5	1	6	1.4
K. Moore	11	4	13	6	7	1.8	0	11	1.8
K. Thompson	11	15	30	47	-17	-1.1	0	15	-1.6
TEAM	11	3	0	22	-22	-7.3	0	–	-2.0
B. Campbell	6	9	3	47	-44	-2.1	0	–	-7.3
S. Romine	7	46	95	192	-97	-2.1	3	26	-13.9

PASSING

Player	G	Rtng	C-A-I	Pct	Yds	TD	Lg	Avg/G
S. Romine	7	104.7	123-243-13	.506	1,638	6	69	234.0
B. Campbell	6	75.5	37-96-6	.385	526	1	45	87.7
K. Thompson	11	94.3	35-80-2	.438	411	3	36	37.4
S. Montgomery	11	505.6	1-1-0	1.000	9	1	9	1.8
B. Morton	10	-200.0	0-1-1	.000	0	0	–	0.0

RECEIVING

Player	G	No.	Yds	Avg	TD	Lg	Avg/G
S. Montgomery	11	51	819	16.1	5	50	74.5
R. Flowers	11	42	649	15.5	5	69	59.0
B. Erdeljac	9	19	268	14.1	0	36	29.8
T. Dupree	11	18	236	13.1	0	35	21.5
B.J. Hill	8	11	80	7.3	0	18	10.0
D. Epperson	9	9	43	4.8	0	18	4.8
B. Watson	11	8	93	11.6	1	28	8.5
N. Hartofilis	11	7	71	10.1	0	14	6.5
L. Wilks	10	6	54	9.0	0	14	5.4
D. Pierce	11	5	72	14.4	0	20	6.5
M. Hart	8	4	65	16.3	0	19	8.1
B. Ament	3	2	15	7.5	0	8	5.0
C. Kennedy	5	1	8	8.0	0	8	1.6

SCORING

Player	TD	FG	Kick	Rush	Rcv	Pass	Dxp	Saf	Pts
S. Lenhardt	0	14-18	17-17	0-0	0	0-0	0	0	59
S. Montgomery	7	0-0	0-0	0-0	0	0-0	0	0	42
R. Flowers	5	0-0	0-0	0-0	1	0-0	0	0	32
S. Romine	3	0-0	0-0	0-0	0	1-1	0	0	18
L. Wilks	3	0-0	0-0	0-0	0	0-0	0	0	18
D. Epperson	2	0-0	0-0	0-0	0	0-0	0	0	12
B.J. Hill	2	0-0	0-0	0-0	0	0-0	0	0	12
K. Thompson	2	0-0	0-0	0-0	0	0-0	0	0	12
B. Morton	0	0-3	6-7	0-0	0	0-0	0	0	6
B. Watson	1	0-0	0-0	0-0	0	0-0	0	0	6

PUNTING

Player	No.	Yds	Avg	Lg	TB	FC	i20	50+	Blk
B. Morton	73	3,125	42.81	80	–	–	–	–	2
TEAM	2	0	0.0	0	–	–	–	–	0

KICKOFF RETURNS

Player	No.	Yds	Avg	TD	Lg
S. Montgomery	21	587	28.0	1	99
R. Flowers	7	154	22.0	0	32
B. Erdeljac	8	105	13.1	0	21
K. Moore	3	70	23.3	0	26

PUNT RETURNS

Player	No.	Yds	Avg	TD	Lg
B. Erdeljac	15	113	7.5	0	14
S. Montgomery	8	144	18.0	0	64
TEAM	1	6	6.0	0	6
R. Hamilton	2	1	0.5	0	3

INTERCEPTIONS

Player	No.	Yds	Avg	TD	Lg
D. Clark	5	102	20.4	0	38
L. Grant	4	17	4.3	0	17
E. Jones	3	23	7.7	0	23
R. Stallmeyer	2	5	2.5	0	3
R. Hamilton	1	20	20.0	0	20
T. DeLamielleure	1	0	0.0	0	–

FIELD GOALS

Player	FGM-A	Pct	1-29	30-39	40-49	50+	Lg	Blk
S. Lenhardt	14-18	.778	2-3	5-7	6-7	1-1	50	–
B. Morton	0-3	.000	0-0	0-3	0-0	0-0	–	–

TOTAL OFFENSE LEADERS

Player	G	Plays	Rush	Pass	Total	Avg/G
S. Romine	7	289	-97	1,638	1,541	220.1

ALL PURPOSE YARDAGE LEADERS

Player	G	Rush	Rec	PR	KOR	IR	Total	Avg/G
S. Montgomery	11	15	819	144	587	0	1,565	142.3

TACKLE LEADERS

Player	G	UA	A	Tot	TFL/Yds	Sacks/Yds	PBU
R. Stallmeyer	11	70	40	110	9.0-58	2.0-25	1
T. DeLamielleure	11	71	32	103	10.0-27	1.0-7	4
D. Clark	11	72	16	88	5.0-14	0.0-0	2
K. Lewis	11	47	29	76	10.0-30	1.0-5	3
C. Combs	11	42	15	57	15.0-48	2.0-18	0
E. Jones	11	43	13	56	1.0-12	0.0-0	2
M. Steinbaugh	11	30	18	48	4.0-16	2.0-14	1
L. Grant	8	34	6	40	2.0-2	0.0-0	8
R. Hamilton	11	34	6	40	0.0-0	0.0-0	11
B. McCormack	11	27	10	37	8.0-35	3.0-23	1
J. Kreider	9	21	12	33	0.0-0	0.0-0	0
K. Knight	11	21	10	31	8.0-56	4.0-44	1
N. Krill	8	18	9	27	7.0-13	1.0-2	0
F. Harris	11	14	4	18	0.0-0	0.0-0	0
Q. Holley	9	15	2	17	5.0-3	0.0-0	5
C. Porter	10	11	5	16	0.0-0	0.0-0	1
L. Roush	11	14	2	16	0.0-0	0.0-0	1
G. Shepherd	7	10	6	16	4.0-14	2.0-12	0
R. Ament	11	10	1	11	0.0-0	0.0-0	0
L. Johnson	10						

2000

Overall Record: 0-11 ACC: 0-8 (9th)

Head Coach: Carl Franks

Assistant Coaches: Bob Trott (DC/DB), Ben Bennett (QB), Scott Brown (DL), Fred Chatham (RB), Joe D'Alessandris (OL), Joe DeForest (ST/OLB), Joe DeLamielleure (TE), Aubrey Hill (WR), Brad Sherrod (ILB)

Starting Lineup: OFFENSE: QB D. Bryant, TB Duane Epperson, FB Devin Pierce, WR Reggie Love, WR Ben Erdeljac, TE Mike Hart, LT Drew Strojny, LG Daryl Lewis, C Troy Andrew, RG John Miller, RT Wes White;

DEFENSE: DE Troy Austin, NG Tyrann Grissom, DE Shawn Johnson, OLB Kendal Knight, ILB Todd DeLamielleure, ILB Jamyon Small, OLB Ryan Fowler, CB Ronnie Hamilton, SS Fred Harris, FS Josh Kreider, CB Jeff Phillips;

SPECIAL TEAMS: K Brent Garber, P Brian Morton, LS Seth Carter

Captains: Troy Andrew, Troy Austin, Todd DeLamielleure & Spencer Romine | Team MVP: Mike Hart

All-ACC: Mike Hart², Brian Morton¹

All-America: Brian Morton¹ | Academic All-America: -

Freshman All-America: Ryan Fowler²

Miscellaneous Awards: -

S 2	East Carolina	H	L	0-38	30,224	ECU QB Garrard 22-29, 264 yards & 1 TD; 1st downs: Duke 9, ECU 24; Total offense: Duke 140, ECU 428; DeLamielleure 8 tackles
S 9	Northwestern	A	L	5-38	23,209	NW RB Anderson 21-187 rushing & 2 TDs; NW defense 6.0 QB sacks & 4 INTs; Total offense: Duke 174, NW 472; DeLamielleure 10 tackles
S 16	Virginia	H	L	10-26	18,776	UVA QB Ellis 20-30, 333 yards & 3 TDs; UVA WR McMullen 8-189 receiving & 2 TDs; Epperson 12-61 rushing; Davis 14 tackles
S 23	Vanderbilt	A	L	7-26	35,391	VANDY K Markham 4 FGs; VANDY QB Zolman 23-37, 266 yards & 2 TDs; Hartofilis 4-45 receiving & 1 TD; DeLamielleure 13 tackles
S 30	Clemson (-/7)	H	L	22-52	16,872	CLEM QB Dantzler 308 total yards & 4 TDs (3 rush); Halftime: CLEM, 35-0; Douglas 4-51 rushing & 2 TDs; Total offense: Duke 235, CLEM 527
O 14	Florida State (-/7)	A	L	14-63	80,280	FSU QB Weinke 37-47, 536 yards & 5 TDs; Halftime: FSU, 42-0; Hamilton 84-yard PR for TD; Total offense: Duke 260; FSU 607
O 21	Georgia Tech	A	L	10-45	36,908	GT WR Campbell 6-127 receiving & 2 TDs; Halftime: GT, 31-3; Bryant 20-38, 184 yards & 1 TD; DeLamielleure & Fowler 9 tackles each
O 28	Maryland	H	L	9-20	20,033	MD RB Jordan 21-158 rushing & 2 TDs; Halftime: Duke, 3-0; Total offense: Duke 266, MD 354; Fowler 10 tackles & 3.0 TFL
N 4	Wake Forest	A	L	26-28	19,224	WF RB Williams 17-154 rushing & 3 TDs; Duke failed onside kick after Bryant 1-yard TD rush & Garber PAT (0:53; 4th)
N 11	N.C. State	A	L	31-35	51,680	NCS QB Rivers GW 7-yard TD run (0:32; 4th); Rivers 32-50, 413 yards & 3 TDs; Bryant 23-36, 310 yards & 3 TDs; Moore 2 TDs; Fowler 9 tackles
N 18	North Carolina	H	L	21-59	24,673	UNC QB Curry 323 total yards & 4 TDs (2 rush); Douglas 12-78 rushing & 2 TDs; Halftime: UNC, 52-7; Kreider 9 tackles

	1st	2nd	3rd	4th	OT	Total
Duke	26	19	57	53	-	155
Opponents	109	150	96	75	-	430

TEAM STATISTICS	Duke	Opponents
SCORING	155	430
Points Per Game	14.1	39.1
FIRST DOWNS	181	245
Rushing	61	99
Passing	96	131
Penalty	24	15

RUSHING YARDAGE	Duke	Opponents
Yards gained rushing	1,416	2,392
Yards lost rushing	510	353
Rushing Attempts	375	439
Average Per Rush	2.4	4.6
Average Per Game	82.4	185.4
TDs Rushing	10	30

PASSING YARDAGE	Duke	Opponents
Comp-Att-Int	195-204-22	219-344-8
Average Per Pass	10.7	8.7
Average Per Catch	11.2	13.7
Average Per Game	198.5	272.4
TDs Passing	8	21

TOTAL OFFENSE	Duke	Opponents
Total Plays	776	783
Average Per Play	4.0	6.4
Average Per Game	280.8	457.7

KICK RETURNS: #-Yards	53-1,183	25-522
-----------------------	----------	--------

PUNT RETURNS: #-Yards	21-166	35-429
-----------------------	--------	--------

INT RETURNS: #-Yards	8-61	22-246
----------------------	------	--------

KICK RETURN AVERAGE	22.3	20.9
---------------------	------	------

PUNT RETURN AVERAGE	7.9	12.3
---------------------	-----	------

INT RETURN AVERAGE	7.6	11.2
--------------------	-----	------

FUMBLES-LOST	22-6	18-7
--------------	------	------

PENALTIES-Yards	104-817	104-916
-----------------	---------	---------

Average Per Game	74.3	83.3
------------------	------	------

PUNTS-Yards	78-3,514	54-2,163
-------------	----------	----------

Average Per Punt	45.1	40.1
------------------	------	------

Net punt average	-	-
------------------	---	---

KICKOFFS-Yards	-	-
----------------	---	---

Average Per Kick	-	-
------------------	---	---

Net kick average	-	-
------------------	---	---

TIME OF POSSESSION/Game	30:52	29:08
-------------------------	-------	-------

3RD-DOWN Conversions	40/172	61/149
----------------------	--------	--------

3rd-Down Pct	23%	41%
--------------	-----	-----

4TH-DOWN Conversions	18/33	5/8
----------------------	-------	-----

4th-Down Pct	55%	63%
--------------	-----	-----

SACKS BY-Yards	22-150	-
----------------	--------	---

TOUCHDOWNS SCORED	19	55
-------------------	----	----

FIELD GOALS-ATTEMPTS	7-12	15-18
----------------------	------	-------

ON-SIDE KICKS	-	-
---------------	---	---

RED-ZONE SCORES	-	-
-----------------	---	---

RED-ZONE TOUCHDOWNS	-	-
---------------------	---	---

PAT-ATTEMPTS	(16-19) 84%	(54-55) 98%
--------------	-------------	-------------

RUSHING

Player	G	Att	Gain	Loss	Net	Avg	TD	Lg	Avg/G
C. Douglas	11	110	533	30	503	4.6	6	69	45.7
D. Epperson	11	111	420	20	400	3.6	0	18	36.4
A. Wade	9	20	66	0	66	3.3	1	9	7.3
D. Pierce	11	4	34	0	34	8.5	0	26	3.1
K. Moore	10	7	36	11	25	3.6	0	15	2.5
J. Battier	10	3	14	0	14	4.7	0	7	1.4
B. Erdeljac	11	1	5	0	5	5.0	1	5	0.5
R. Love	10	2	4	5	-1	-0.5	0	4	-0.1
B. Campbell	8	4	18	20	-2	-0.5	0	10	-0.3
S. Romine	6	33	81	127	-46	-1.4	1	16	-6.6
D. Bryant	11	79	201	297	-96	-1.2	1	23	-8.7

PASSING

Player	G	Effic	C-A-I	Pct	Yds	TD	Lg	Avg/G
D. Bryant	11	95.79	129-258-10	.500	1,448	5	67	131.6
S. Romine	6	76.09	53-118-9	.449	613	1	53	102.2
B. Campbell	8	46.50	9-20-3	.450	75	0	23	9.4
D. Epperson	11	361.60	2-2-0	1.000	23	1	14	2.1
B. Erdeljac	11	598.00	1-1-0	1.000	20	1	20	1.8
B. Morton	11	133.60	1-1-0	1.000	4	0	4	0.4
TEAM	11	0.00	0-1-0	.000	0	0	0	0.0

RECEIVING

Player	G	No.	Yds	Avg	TD	Lg	Avg/G
M. Hart	11	31	540	17.4	0	67	49.1
B. Erdeljac	11	31	329	10.6	1	23	29.9
D. Epperson	11	23	146	6.3	0	14	13.3
C. Douglas	11	22	168	7.6	1	26	15.3
N. Hartofilis	11	21	229	10.9	1	33	20.8
K. Moore	10	17	280	16.5	3	53	28.0
N. Brzezinski	11	12	177	14.8	0	28	16.1
J. Battier	10	12	78	6.5	0	13	7.8
R. Love	10	8	101	12.6	1	20	10.1
A. Wade	9	8	78	9.8	0	23	8.7
D. Pierce	11	4	25	6.2	0	10	2.3
D. Bryant	11	2	29	14.5	1	20	2.6
J. Phillips	10	2	9	4.5	0	5	0.9
R. Fowler	11	1	4	4.0	0	4	0.4
W. White	10	1	-10	-10.0	0	-	-1.0

SCORING

Player	TD	FG	Kick	Rush	Rcv	Pass	Dxp	Saf	Pts
C. Douglas	7	0-0	0-0	0-0	0	0-0	0	0	42
B. Garber	0	7-13	6-18	0-0	0	0-0	0	0	37
K. Moore	3	0-0	0-0	0-0	0	0-0	0	0	18
D. Bryant	2	0-0	0-0	0-0	0	0-1	0	0	12
B. Erdeljac	2	0-0	0-0	0-0	0	0-0	0	0	12
R. Hamilton	1	0-0	0-0	0-0	0	0-0	0	0	6
N. Hartofilis	1	0-0	0-0	0-0	0	0-0	0	0	6
R. Love	1	0-0	0-0	0-0	0	0-0	0	0	6
S. Romine	1	0-0	0-0	0-0	0	0-0	0	0	6
A. Wade	1	0-0	0-0	0-0	0	0-0	0	0	6
C. Porter	0	0-0	0-0	0-0	0	0-0	0	1	2
TEAM	0	0-0	0-0	0-0	0	0-0	0	1	2

PUNTING

Player	No.	Yds	Avg	Lg	TB	FC	i20	50+	Blk
B. Morton	77	3,478	45.2	63	10	10	13	-	1
TEAM	1	36	36.0	36	0	0	0	-	0

KICKOFF RETURNS

Player	No.	Yds	Avg	TD	Lg
C. Douglas	35	766	21.9	0	42
K. Moore	13	335	25.8	0	49
D. Epperson	3	62	20.7	0	24
B. Erdeljac	2	20	10.0	0	15

PUNT RETURNS

Player	No.	Yds	Avg	TD	Lg
R. Hamilton	18	151	8.4	1	84
B. Erdeljac	2	0	0.0	0	-
F. Harris	1	10	10.0	0	10
C. Douglas	0	5	0.0	0	5

INTERCEPTIONS

Player	No.	Yds	Avg	TD	Lg
F. Harris	2	21	10.5	0	19
R. Hamilton	2	0	0.0	0	-
J. Phillips	2	0	0.0	0	-
R. Fowler	1	37	37.0	0	37
J. Kreider	1	3	3.0	0	3

FIELD GOALS

Player	FGM-A	Pct	1-19	20-29	30-39	40-49	50+	Lg	Blk
B. Garber	7-12	.583	0-0	3-3	1-1	3-4	0-4	47	2

TOTAL OFFENSE LEADERS

Player	G	Plays	Rush	Pass	Total	Avg/G
D. Bryant	11	337	-96	1,448	1,352	122.9
S. Romine	6	151	-46	613	567	94.5
C. Douglas	11	110	503	0	503	45.7

ALL PURPOSE YARDAGE LEADERS

Player	G	Rush	Rec	PR	KOR	IR	Total	Avg/G
C. Douglas	11	503	168	5	766			

2001

Overall Record: 0-11 ACC: 0-8 (9th)

Head Coach: Carl Franks

Assistant Coaches: Bob Trott (DC/DB), Scott Brown (DL), Fred Chatham (RB/RC), Louis Clyburn (TE), Denny Creehan (LB/ST), Joe D'Alessandris (OL), Aubrey Hill (WR), Jim Pry (QB), Brad Sherrod (LB)

Starting Lineup: **OFFENSE:** QB D. Bryant, TB Chris Douglas, TE Mike Hart, WR Ben Erdeljac, WR Kyle Moore, WR Khary Sharpe, LT Drew Strojny, LG Daryl Lewis, C Shawn Lynch, RG Rusty Wilson, RT Christian Mitchell; **DEFENSE:** DE Tyran Grissom, NG Matt Zielinski, DE Charles Porter, OLB Nate Krill, ILB Jamyon Small, ILB Jim Scharrer, OLB Ryan Fowler, CB Ronnie Hamilton, FS Josh Kreider, SS Anthony Roberts, CB Terrell Smith; **SPECIAL TEAMS:** K Brent Garber, P Trey McDonald, LS Seth Carter

Captains: Ben Erdeljac, Ronnie Hamilton, Mike Hart & Nate Krill | Team MVP: Mike Hart

All-ACC: Chris DouglasTM, Ronnie HamiltonTM, Mike Hart¹

All-America: Mike HartTM | Academic All-America: –

Freshman All-America: Jim Scharrer⁴

Miscellaneous Awards: –

S 1	Florida State (-/6)	H	L	13-55	23,312	FSU RB Maddox 174 all-purpose yards & 2 TDs; Hamilton 68-yard PR for TD; Douglas 304 all-purpose yards including 78-yard TD reception
S 8	Rice	A	L	13-15	17,745	RICE SS Gattin INT ends Duke final drive (:24; 4th); Duke failed PAT rush trailing 15-13 (1:36; 4th); Douglas 30-112 rushing & 1 TD; Fowler 18 tackles
S 22	Northwestern (-/16)	H	L	7-44	18,427	NW RB Anderson 23-189 rushing & 4 TDs; Douglas 209 all-purpose yards; Halftime: NW, 20-6; Total offense: Duke 308, NW 638
S 29	Virginia	A	L	10-31	54,653	UVA QB Spinner 15-23, 194 yards & 2 TDs; UVA WR McMullen 5-53 receiving & 2 TDs; Douglas 24-101 rushing & 1 TD; Fowler 10 tackles
O 6	Georgia Tech (-/17)	H	L	10-37	10,431	GT QB Godsey 24-40, 295 yards & 2 TDs; Halftime: GT, 17-10; Douglas 23-94 rushing & 1 TD; Fowler 17 tackles & 1 INT
O 13	Wake Forest	H	L	35-42	10,835	WF RB Staton GW 5-yard TD run (7:05; 4th); Bryant 1-yard TD rush & Garber PAT tied game, 35-35 (11:30; 4th); Halftime: WF, 28-0
O 20	Maryland (-/12)	A	L	17-59	43,528	MD QB Hill 26-32, 323 yards & 1 TD + 105 rushing yards; MD TDs on 1st 6 possessions & 697 total yards; Wade 13-88 rushing
O 27	Vanderbilt	H	L	28-42	18,332	VANDY RB Williams 18-155 rushing & 2 TDs; Halftime: 14-14; VANDY 21 points in 3rd quarter; Douglas 29-169 rushing; Duke 537 total yards
N 3	N.C. State	H	L	31-55	35,206	NCS scored first 49 points; NCS 2 defensive TDs; Hart 10-165 receiving & 2 TDs; Bryant 31-54, 400 yards & 2 TDs; Fowler 12 tackles
N 17	North Carolina	A	L	17-52	52,000	UNC QB Curry 4 total TDs (3 pass); Halftime: UNC, 24-10; Total offense: Duke 231, UNC 560; UNC scored final 28 points
D 1	+Clemson	A	L	31-59	72,000	CLEM QB Dantzler 378 total yards & 5 TDs (4 pass); Bryant 23-56, 283 yards & 2 TDs; Total offense: Duke 394, CU 608; Fowler 8 tackles

+Duke-Clemson game was originally scheduled for September 15, but shifted to December 1 following series of terrorist attacks on the United States on September 11

	1st	2nd	3rd	4th	OT	Total
Duke	44	40	52	76	–	212
Opponents	142	140	134	75	–	491

TEAM STATISTICS

	Duke	Opponents
SCORING	212	491
Points Per Game	19.3	44.6

FIRST DOWNS	Duke	Opponents
Rushing	207	235
Passing	80	85
Penalty	109	125
Penalty	18	25

RUSHING YARDAGE	Duke	Opponents
Yards gained rushing	1,575	2,907
Yards lost rushing	332	205
Rushing Attempts	418	494
Average Per Rush	3.0	5.5
Average Per Game	113.0	245.6
TDs Rushing	14	36

PASSING YARDAGE	Duke	Opponents
Comp-Att-Int	195-406-19	201-329-7
Average Per Pass	6.3	8.2
Average Per Catch	13.0	13.5
Average Per Game	231.2	246.4
TDs Passing	12	25

TOTAL OFFENSE	Duke	Opponents
Total Plays	824	823
Average Per Play	4.6	6.6
Average Per Game	344.2	492.0

KICK RETURNS: #-Yards	56-1,162	22-558
PUNT RETURNS: #-Yards	24-346	47-462
INT RETURNS: #-Yards	7-36	19-266
KICK RETURN AVERAGE	20.8	25.4
PUNT RETURN AVERAGE	14.4	9.8
INT RETURN AVERAGE	5.1	14.0
FUMBLES-LOST	21-11	16-9
PENALTIES-Yards	73-584	83-756
Average Per Game	53.1	68.7

PUNTS-Yards	71-2,628	–
Average Per Punt	37.0	–
Net punt average	–	–
KICKOFFS-Yards	–	–
Average Per Kick	–	–
Net kick average	–	–

TIME OF POSSESSION/Game	29:26	30:34
3RD-DOWN Conversions	67/179	79/163
3rd-Down Pct	37%	48%
4TH-DOWN Conversions	9/26	10/15
4th-Down Pct	35%	67%
SACKS BY-Yards	16-80	–
TOUCHDOWNS SCORED	28	65
FIELD GOALS-ATTEMPTS	6-9	13-15
ON-SIDE KICKS	–	–
RED-ZONE SCORES	–	–
RED-ZONE TOUCHDOWNS	–	–
PAT-ATTEMPTS	(24-26) 92%	(62-64) 97%

RUSHING

Player	G	Att	Gain	Loss	Net	Avg	TD	Lg	Avg/G
C. Douglas	11	218	901	60	841	3.9	7	33	76.5
A. Wade	11	64	249	0	249	3.9	4	22	22.6
C. Dargan	9	22	96	4	92	4.6	0	12	10.2
K. Moore	11	12	67	1	66	5.5	0	14	6.0
K. Sharpe	11	3	17	1	16	5.3	0	7	1.5
D. Bryant	11	83	215	200	15	0.2	3	19	1.4
J. Pastore	1	4	13	0	13	3.2	0	4	13.0
B. Erdeljac	11	2	9	6	3	1.5	0	8	0.3
S. Landrum	10	2	5	3	2	1.0	0	5	0.2
TEAM	11	1	0	6	-6	-6.0	0	–	-0.5
A. Smith	5	5	0	21	-21	-4.2	0	–	-4.2
T. McDonald	11	2	3	30	-27	-13.5	0	3	-2.5

PASSING

Player	G	Effic	C-A-I	Pct	Yds	TD	Lg	Avg/G
D. Bryant	11	102.99	187-284-17	.487	2,454	11	78	223.1
A. Smith	5	42.46	5-13-1	.385	30	0	10	6.0
C. Wispelwey	3	248.00	2-4-0	.500	55	1	29	18.3
T. McDonald	11	66.80	1-2-0	.500	4	0	4	0.4
C. Douglas	11	-100.00	0-2-1	.000	0	0	0	0.0
B. Erdeljac	11	0.00	0-1-0	.000	0	0	0	0.0

RECEIVING

Player	G	No.	Yds	Avg	TD	Lg	Avg/G
B. Erdeljac	11	42	684	16.3	1	70	62.2
M. Hart	10	30	476	15.9	4	46	47.6
C. Douglas	11	26	233	9.0	1	78	21.2
K. Sharpe	11	23	274	11.9	2	35	24.9
R. Love	10	18	266	14.8	0	38	26.6
A. Wade	11	16	158	9.9	0	22	14.4
N. Brzezinski	11	13	133	10.2	3	22	12.1
K. Moore	11	10	119	11.9	1	37	10.8
S. Landrum	10	5	44	8.8	0	21	4.4
C. Dargan	9	4	47	11.8	0	18	5.2
C. Powell	10	3	65	21.7	0	33	6.5
D. Scott	9	2	11	5.5	0	6	1.2
L. Johnson	9	1	19	19.0	0	19	2.1
Z. Novak	11	1	8	8.0	0	8	0.9
J. Pastore	1	1	6	6.0	0	6	6.0

SCORING

Player	TD	FG	Kick	Rush	Rcv	Pass	Dxp	Saf	Pts
C. Douglas	8	0-0	0-0	0-0	0	0-0	0	0	48
B. Garber	0	6-9	18-20	0-0	0	0-0	0	0	36
M. Hart	4	0-0	0-0	1-1	0	0-0	0	0	26
A. Wade	4	0-0	0-0	0-0	0	0-0	0	0	24
D. Bryant	3	0-0	0-0	0-0	0	0-1	0	0	18
N. Brzezinski	3	0-0	0-0	0-0	0	0-0	0	0	18
K. Sharpe	2	0-0	0-0	0-0	0	0-0	0	0	12
B. Erdeljac	1	0-0	0-0	0-0	0	0-0	0	0	6
H. Freeman	0	0-0	6-6	0-0	0	0-0	0	0	6
R. Hamilton	1	0-0	0-0	0-0	0	0-0	0	0	6
K. Moore	1	0-0	0-0	0-0	0	0-0	0	0	6
A. Roberts	1	0-0	0-0	0-0	0	0-0	0	0	6

PUNTING

Player	No.	Yds	Avg	Lg	TB	FC	i20	50+	Blk
T. McDonald	60	2,304	38.4	53	2	6	10	–	2
M. Brooks	8	312	39.0	49	0	1	1	–	0
TEAM	3	12	4.0	12	0	0	0	–	1

KICKOFF RETURNS

Player	No.	Yds	Avg	TD	Lg
C. Douglas	37	775	20.9	0	36
K. Stanford	9	195	21.7	0	29
K. Moore	9	181	20.1	0	37
K. Sharpe	1	11	11.0	0	11

PUNT RETURNS

Player	No.	Yds	Avg	TD	Lg
R. Hamilton	20	311	15.6	1	68
B. Erdeljac	3	20	6.7	0	11
K. Stanford	1	12	12.0	0	12
S. Landrum	0	3	0.0	0	3

INTERCEPTIONS

Player	No.	Yds	Avg	TD	Lg
A. Roberts	1	20	20.0	1	20
J. Small	1	13	13.0	0	13
M. Harris	1	3	3.0	0	3
R. Fowler	1	0	0.0	0	–
A. Green	1	0	0.0	0	–
R. Hamilton	1	0	0.0	0	–
K. Stanford	1	0	0.0	0	–

FIELD GOALS

Player	FGM-A	Pct	1-19	20-29	30-39	40-49	50+	Lg	Blk
B. Garber	6-9	.667	0-0	2-2	2-4	2-2	0-1	48	0

TOTAL OFFENSE LEADERS

Player	G	Plays	Rush	Pass	Total	Avg/G
D. Bryant	11	467	15	2,454	2,469	224.5
C. Douglas	11	220	841	0	841	76.5
A. Wade	11	64	249	0	249	22.6

ALL PURPOSE YARDAGE LEADERS

Player	G	Rush	Rec	PR	KOR	IR	Total	Avg/G
C. Douglas	11	841	233	0	775	0	1,849	168.1
B. Erdeljac	11	3	684	20	0	0	707	64.3
M. Hart	10	0	476	0	0	0	476	47.6

TACKLE LEADERS

Player	G	UA	A	Tot	TFL/Yds	Sacks/Yds	PBU
R. Fowler	11	70	57	127	7.0-24	3.0-16	1
J. Small	11	52	31	83	4.0-10	0.0-0	3
J. Scharrer	10	45	24	69	7.0-14	1.0-8	1
J. Kreider							

2002

Overall Record: 2-10 ACC: 0-8 (9th)

Head Coach: Carl Franks

Assistant Coaches: Ted Roof (DC), Scott Brown (DL), Fred Chatham (RB/RC), Louis Clyburn (TE), Denny Creehan (DB), Aubrey Hill (WR), Rich McGeorge (OL), Jim Pry (QB), Brad Sherrod (ILB)

Starting Lineup: **OFFENSE:** QB Adam Smith, TB Chris Douglas, TE Andy Roland, WR Senterrio Landrum, WR Khary Sharpe, WR Lance Johnson, LT Drew Strojny, LG Daryl Lewis, C Luke Bayer, RG Rusty Wilson, RT Christian Mitchell; **DEFENSE:** DE Micah Harris, DT Matt Zielinski, DT Orrin Thompson, DE Shawn Johnson, LB Jamyon Small, LB Ryan Fowler, LB Brendan Dewan, CB Brian Greene, S Terrell Smith, S Alex Green, CB Kenneth Stanford; **SPECIAL TEAMS:** K Brent Garber, P Trey McDonald, LS Seth Carter

Captains: Ryan Fowler, Jamyon Small & Drew Strojny | Team MVP: Alex Wade

All-ACC: Ryan FowlerTM, Shawn Johnson¹, Alex Wade², Matt ZielinskiTM

All-America: – | Academic All-America: Shawn Johnson²

Miscellaneous Awards: –

A 31	East Carolina	H	W	23-16	23,276	Dewan 12 tackles, 3.0 TFL, FR & 28-yard INT return for TD; Duke snaps 23-game losing streak; Duke led 20-0 in 2nd quarter; Garber 3 FGs
S 7	Louisville	H	L	3-40	25,486	LOU QB Ragone 23-34, 258 yards & 2 TDs; Halftime: LOU, 26-3; Total offense: Duke 175, LOU 452; LOU 6.0 QB sacks; Duke 0-15 3rd down
S 14	Northwestern	A	L	21-26	22,910	NW QB Basanez GW 1-yard TD rush (10:39; 4th); Wade 25-134 rushing; Smith 2 TD passes; Johnson 4.0 TFL; Total offense: Duke 428, NW 430
S 21	Florida State (-/5)	A	L	17-48	82,397	FSU QB Rix 16-22, 244 yards & 2 TDs; FSU WR Boldin 7-110 receiving & 1 TD; FSU 517 total yards & 30 1st downs; Dapolito 2 TD passes
S 28	Navy	A	W	43-17	31,647	Wade 21-123 rushing & 2 TDs; Duke 40 straight points to erase 10-3 deficit; Rushing yards: Duke 288, NAVY 240 (N: 304.7 avg. entering game)
O 5	Virginia	H	L	22-27	17,638	UVA QB Schaub 27-45, 315 yards & 1 TD; Rushing yards: Duke 2, UVA 150; Smith 26-42, 256 yards & 2 TDs; UVA CB Curry INT (0:00; 4th)
O 12	Wake Forest	A	L	10-36	25,856	WF 2 non-offensive TDs in 1st quarter; Wade 23-165 rushing & 1 TD; Duke 59 total yards in 2nd half; Total offense: Duke 338, WF 224
O 19	N.C. State (-/13)	A	L	22-24	51,500	NCS QB Rivers 26-37, 364 yards & 2 TDs; Garber 65-yard FGA short (:00; 4th) after successful onside kick; Smith 28-41, 353 yards & 1 TD
O 26	Maryland	H	L	12-45	23,451	MD QB McBrien 16-21, 264 yards & 2 TDs + 1 TD rush; Halftime: MD, 31-0; Johnson 7-69 receiving & 1 TD; Fowler 13 tackles; Stanford 1 INT
N 2	Clemson	H	L	31-34	16,479	CLEM K Hunt GW 21-yard FG (:08; 4th); CLEM 24 points in 4th; CLEM QB Whitehurst 34-52, 420 yards & 4 TDs; Smith 23-44, 290 yards & 3 TDs
N 16	Georgia Tech	A	L	2-17	41,335	GT RB Clinkscale 22-71 rushing & 2 TDs; Zero combined 2nd half points; Douglas 12-77 rushing; Fowler 17 tackles; GT 4.0 QB sacks
N 23	North Carolina	H	L	21-23	33,002	UNC K Orner GW 47-yard FG (:00; 4th); Landrum 33-yard TD pass from Smith & Garber PAT gave Duke 21-20 lead (:53; 4th); Wade 25-138 rush

	1st	2nd	3rd	4th	OT	Total
Duke	38	76	44	69	-	227
Opponents	77	112	63	101	-	353

TEAM STATISTICS Duke Opponents

SCORING	227	353
Points Per Game	18.9	29.4

FIRST DOWNS	220	235
Rushing	106	85
Passing	99	125
Penalty	14	25

RUSHING YARDAGE	1,901	1,446
Yards gained rushing	2,299	1,848
Yards lost rushing	398	402
Rushing Attempts	487	425
Average Per Rush	3.9	3.4
Average Per Game	158.4	120.5
TDs Rushing	8	20

PASSING YARDAGE	2,399	3,056
Comp-Att-Int	206-385-13	245-407-12
Average Per Pass	6.2	7.5
Average Per Catch	9.2	12.5
Average Per Game	199.9	254.7
TDs Passing	18	18

TOTAL OFFENSE	4,300	4,502
Total Plays	872	832
Average Per Play	4.9	5.4
Average Per Game	358.3	375.2

KICK RETURNS: #-Yards	40-685	31-711
PUNT RETURNS: #-Yards	32-187	42-378
INT RETURNS: #-Yards	12-82	13-132
KICK RETURN AVERAGE	17.1	24.9
PUNT RETURN AVERAGE	5.8	9.0
INT RETURN AVERAGE	6.8	10.2

FUMBLES-LOST	21-10	23-13
PENALTIES-Yards	65-532	87-726
Average Per Game	44.3	60.5

PUNTS-Yards	70-2,651	-
Average Per Punt	37.9	-
Net punt average	-	-

KICKOFFS-Yards	-	-
Average Per Kick	-	-
Net kick average	-	-

TIME OF POSSESSION/Game	32:04	27:56
3RD-DOWN Conversions	73/199	72/174
3rd-Down Pct	37%	41%
4TH-DOWN Conversions	9/21	7/14
4th-Down Pct	43%	50%

SACKS BY-Yards	30.5-226	-
TOUCHDOWNS SCORED	27	44
FIELD GOALS-ATTEMPTS	14-27	16-22
ON-SIDE KICKS	-	-
RED-ZONE SCORES	-	-
RED-ZONE TOUCHDOWNS	-	-
PAT-ATTEMPTS	(21-24) 88%	(39-42) 93%

RUSHING

Player	G	Att	Gain	Loss	Net	Avg	TD	Lg	Avg/G
A. Wade	12	201	1,103	34	979	4.9	4	43	81.6
C. Douglas	11	131	662	22	640	4.9	2	46	58.2
S. Landrum	12	16	151	1	150	9.4	1	69	12.5
C. Dapolito	9	38	149	61	88	2.3	1	29	9.8
M. Ruff	9	17	71	1	70	4.1	0	10	7.8
R. Elliott	12	4	67	0	67	16.8	0	51	5.6
K. Sharpe	11	7	28	1	27	3.9	0	13	2.5
C. Dargan	3	4	26	3	23	5.8	0	18	7.7
C. Wispelwey	6	3	16	21	-5	-1.7	0	9	-0.3
TEAM	12	3	0	5	-5	-1.7	0	-	-0.2
B. Garber	12	1	0	14	-14	-14.0	0	-	-1.2
A. Smith	12	62	116	235	-119	-1.9	0	22	-9.9

PASSING

Player	G	Effic	C-A-I	Pct	Yds	TD	Lg	Avg/G
A. Smith	12	118.90	174-308-9	.565	2,031	12	54	169.2
C. Dapolito	9	83.55	26-67-4	.388	295	4	34	32.8
C. Wispelwey	6	212.53	5-6-0	.833	53	1	24	8.8
D. Scott	11	299.00	1-2-0	.500	20	1	20	1.8
TEAM	12	0.00	0-2-0	.000	0	0	0	0.0

RECEIVING

Player	G	No.	Yds	Avg	TD	Lg	Avg/G
K. Sharpe	11	30	458	15.3	6	54	41.6
S. Landrum	12	29	294	10.1	3	36	24.5
L. Johnson	11	25	262	10.5	2	26	23.8
A. Roland	12	22	344	15.6	2	41	28.7
R. Love	8	22	238	10.8	1	22	29.8
C. Douglas	11	21	254	12.1	3	45	23.1
C. Powell	12	20	259	12.9	1	34	23.5
A. Wade	12	20	159	7.9	0	17	13.2
R. Elliott	12	9	76	8.4	0	30	11.7
Z. Novak	12	1	8	8.0	0	8	0.7
M. Wigal	9	1	6	6.0	0	6	0.7
A. Smith	12	1	-12	-12.0	0	-	-1.0

SCORING

Player	TD	FG	Kick	Rush	Rcv	Pass	Dxp	Saf	Pts
B. Garber	0	14-26	21-23	0-0	0	0-0	0	0	63
K. Sharpe	6	0-0	0-0	0-0	0	0-0	0	0	36
C. Douglas	5	0-0	0-0	0-0	0	0-0	0	0	30
S. Landrum	4	0-0	0-0	0-0	0	0-0	0	0	24
A. Wade	4	0-0	0-0	0-0	0	0-0	0	0	24
L. Johnson	2	0-0	0-0	0-0	0	0-0	0	0	12
A. Roland	2	0-0	0-0	0-0	0	0-0	0	0	12
C. Dapolito	1	0-0	0-0	0-0	0	0-0	0	0	6
B. Dewan	1	0-0	0-0	0-0	0	0-0	0	0	6
C. Powell	1	0-0	0-0	0-0	0	0-0	0	0	6
R. Love	1	0-0	0-0	0-0	0	0-0	0	0	6
TEAM	0	0-1	0-0	0-0	0	0-0	0	1	2
M. Brooks	0	0-0	0-1	0-0	0	0-0	0	0	0
A. Smith	0	0-0	0-0	0-0	0	0-1	0	0	0

PUNTING

Player	No.	Yds	Avg	Lg	TB	FC	i20	50+	Blk
T. McDonald	49	1,923	39.2	64	5	4	11	-	1
M. Brooks	14	470	33.6	48	1	3	3	-	0

KICKOFF RETURNS

Player	No.	Yds	Avg	TD	Lg
R. Elliott	17	294	17.3	0	27
S. Landrum	12	12	23.4	0	31
C. Douglas	7	125	17.9	0	29

PUNT RETURNS

Player	No.	Yds	Avg	TD	Lg
K. Sharpe	26	162	6.2	0	21

INTERCEPTIONS

Player	No.	Yds	Avg	TD	Lg
A. Green	3	31	10.0	0	31
T. Smith	3	17	5.7	0	11
K. Stanford	3	-7	-2.3	0	-
B. Greene	1	0	0.0	0	-
B. Dewan	1	28	28.0	1	28
T. George	1	13	13.0	0	13

FIELD GOALS

Player	FGM-A	Pct	1-19	20-29	30-39	40-49	50+	Lg	Blk
B. Garber	14-27	.519	0-0	7-8	0-3	4-8	3-7	56	2

TOTAL OFFENSE LEADERS

Player	G	Plays	Rush	Pass	Total	Avg/G
A. Smith	12	370	-119	2,031	1,912	159.3
A. Wade	12	201	979	0	979	81.6
C. Douglas	11	131	640	0	640	58.2

ALL PURPOSE YARDAGE LEADERS

Player	G	Rush	Rec	PR	KOR	IR	Total	Avg/G
A. Wade	12	979	159	0	0	0	1,138	94.8
C. Douglas	11	640	254	0	125	0	1,019	92.6
S. Landrum	12	150	294	0	234	0	678	56.5

TACKLE LEADERS

Player	G	UA	A	Tot	TFL/Yds	Sacks/Yds	PBU
R. Fowler	12	78	67	145	15.0-43	2.0-16	4
T. Smith	12	59	47	105	1.5-2	0.0-0	3
S. Johnson	12	49	24	73	19.5-115	12.0-97	3
A. Green	12	36	28	64	1.0-4	0.0-0	7
M. Harris	12	39	22	61	11.5-48	4.0-31	2
B. Dewan	8	31	28	59	6.5-22	1.0-7	2
J. Small	11	30	26	56	8.0-15	2.0-4	2
K. Stanford	12	37	15	52	2.0-3	0.0-0	11

2003

Overall Record: 4-8 ACC: 2-6 (8th)

Head Coach: Carl Franks

Assistant Coaches: Jim Pry (OC/OB), Ted Roof (DC/DB), Scott Brown (DL), Fred Chatham (RB/RC), Louis Clyburn (TE), Aubrey Hill (WR), Rich McGeorge (OL), Brad Sherrrod (ILB), Don Yanowsky (OLB/ST)

Starting Lineup: **OFFENSE:** QB Mike Schneider, TB Chris Douglas, WR Senterrio Landrum, WR Reggie Love, WR Lance Johnson, TE Andy Roland, LT Drew Strojny, LG Daryl Lewis, C Luke Bayer, RG Rusty Wilson, RT Christian Mitchell; **DEFENSE:** DE Micah Harris, DT Matt Zielinski, DT Orrin Thompson, DE Phillip Alexander, LB Ryan Fowler, LB Guiseppe Aguanno, LB Brendan Dewan, CB Brian Greene, S Terrell Smith, S Alex Green, CB Kenneth Stanford; **SPECIAL TEAMS:** K Brent Garber, P Trey McDonald, LS Seth Carter

Captains: Ryan Fowler, Terrell Smith, Drew Strojny & Alex Wade | Team MVPs: Chris Douglas, Ryan Fowler & Terrell Smith

All-ACC: Chris Douglas¹, Ryan Fowler², Terrell Smith², Matt Zielinski¹

All-America: – | Academic All-America: –

Freshman All-America: Ben Patrick²

Miscellaneous Awards: ACC Jim Tatum Award (Chris Douglas)

NOTE: Carl Franks was dismissed on October 19; Ted Roof served as interim head coach for the final 5 games; Roof was named head coach on December 6

A 30	Virginia (-/18)	A	L	0-27	61,737	UVA RB Lundy 21-88 rushing & 1 TD; UVA TE Miller 5-52 receiving; Douglas 19-89 rushing & becomes Duke career all-purpose yards leader
S 6	Western Carolina	H	W	29-3	18,022	Smith 13-20, 120 yards & 2 TDs; Douglas 22-106 rushing & 1 TD; Rushing yards: Duke 215, WCU 4; TDs: Duke 0, WCU 4; Duke 39:15 TOP
S 13	Rice	H	W	27-24	18,742	OT: Garber 30-yard GW FG & RICE K Sken 34-yard FGA wide left; Douglas 18-110 & 1 TD; Total offense: Duke 410, RICE 407; RICE 346 rush yards
S 20	Northwestern	H	L	10-28	21,143	NW RB Wright 27-149 & 2 TDs; Total offense: Duke 298, NW 463; Halftime: NW, 14-7; Schneider 12-24, 130 yards & 1 TD; Alexander 5.0 TFL
S 27	Florida State (-/6)	H	L	7-56	24,370	FSU QB Rix 16-25, 274 yards & 2 TDs; FSU 14 points in each quarter; Total offense: Duke 275, FSU 424; Douglas 19-48 rushing & 1 TD
O 11	Maryland	A	L	20-33	50,084	MD QB McBrien 18-32, 238 yards & 1 TD; MD K Novack 4 FGs; MD led 27-0 after 3 quarters; Duke 20 points in 4th; Schneider 270 pass yards
O 18	Wake Forest	H	L	13-42	17,314	WF RB Barclay 22-163 rushing & 3 TDs; Halftime: WF, 42-0; WF 256 rush yards; Wade 11-62 rushing; HC Carl Franks dismissed Sunday, 0 19
O 25	N.C. State	H	L	21-28	27,614	NCS QB Rivers 23-31, 369 yards & 3 TDs; NCS WR Hall 8-142 receiving & 3 TDs; Douglas 25-125 rushing; Zielinski 12 tackles; NCS 9.0 TFL
N 1	Tennessee (-/19)	A	L	6-23	104,772	TENN K Wilhoit 3 FGs (45, 38 & 29); Halftime: 6-6; Total offense: Duke 299, TENN 355; Douglas 29-128 rushing; Zielinski 3.0 TFL & 2.0 QB sacks
N 8	Georgia Tech	H	W	41-17	12,976	Douglas 30-218 rushing & 2 TDs; Duke snaps 30-game ACC losing streak; Ruff 42-yard INT return for TD; Stanford 11 tackles & 1 INT
N 15	Clemson	A	L	7-40	70,000	CLEM QB Whitehurst 27-40, 331 yards & 3 TDs; Halftime: CLEM, 24-0; Douglas 16-62 rushing & becomes Duke career rushing yards leader
N 22	North Carolina	A	W	30-22	48,000	Douglas 27-119 rushing & 1 TD; Dargan 17-52 rushing & 2 TDs; Halftime: Duke, 22-0; Zielinski sack of QB Durant ends UNC final drive (2:00; 4th)

	1st	2nd	3rd	4th	OT	Total
Duke	39	61	29	79	3	211
Opponents	97	85	75	86	0	343

TEAM STATISTICS	Duke	Opponents
SCORING	211	343
Points Per Game	17.6	28.6
FIRST DOWNS	239	223
Rushing	123	97
Passing	99	117
Penalty	17	9
RUSHING YARDAGE	2,065	1,896
Yards gained rushing	2,458	2,167
Yards lost rushing	393	271
Rushing Attempts	546	430
Average Per Rush	3.8	4.4
Average Per Game	172.1	158.0
TDs Rushing	16	24
PASSING YARDAGE	2,051	2,603
Comp-Att-Int	176-359-8	207-351-11
Average Per Pass	5.7	7.4
Average Per Catch	11.7	12.6
Average Per Game	170.9	216.9
TDs Passing	8	15
TOTAL OFFENSE	4,116	4,499
Total Plays	905	781
Average Per Play	4.5	5.8
Average Per Game	343.0	374.9
KICK RETURNS: #-Yards	41-943	28-576
PUNT RETURNS: #-Yards	33-178	38-307
INT RETURNS: #-Yards	11-67	8-197
KICK RETURN AVERAGE	23.0	20.6
PUNT RETURN AVERAGE	5.4	8.1
INT RETURN AVERAGE	6.1	24.6
FUMBLES-LOST	17-9	18-10
PENALTIES-Yards	72-535	80-718
Average Per Game	44.6	59.8
PUNTS-Yards	70-2,754	59-2,464
Average Per Punt	39.3	41.8
Net punt average	-	-
KICKOFFS-Yards	-	-
Average Per Kick	-	-
Net kick average	-	-
TIME OF POSSESSION/Game	33:03	26:57
3RD-DOWN Conversions	66/192	57/157
3rd-Down Pct	34%	36%
4TH-DOWN Conversions	11/23	9/15
4th-Down Pct	48%	60%
SACKS BY-Yards	19-100	35-239
TOUCHDOWNS SCORED	25	43
FIELD GOALS-ATTEMPTS	13-21	14-17
ON-SIDE KICKS	-	-
RED-ZONE SCORES	-	-
RED-ZONE TOUCHDOWNS	-	-
PAT-ATTEMPTS	(20-22) 91%	(41-42) 98%

RUSHING

Player	G	Att	Gain	Loss	Net	Avg	TD	Lg	Avg/G
C. Douglas	12	236	1,181	43	1,138	4.8	6	50	94.8
C. Dargan	11	69	278	14	264	3.8	5	25	24.0
A. Wade	9	58	265	13	252	4.3	2	25	28.0
M. Schneider	10	84	340	159	181	2.2	1	20	18.1
S. Landrum	12	24	172	11	161	6.7	0	24	13.4
C. Dapolito	6	29	117	32	85	2.9	0	18	14.2
A. Fryer	4	8	25	0	25	3.1	0	7	6.2
R. Elliott	11	3	10	0	10	3.3	0	4	0.9
D. Adams	9	1	0	2	-2	-2.0	0	-	-0.2
K. Sharpe	10	7	20	30	-10	-1.4	0	12	-1.0
A. Smith	7	21	50	68	-18	-0.9	2	14	-2.6
TEAM	7	6	0	21	-21	-3.5	0	-	-3.0

PASSING

Player	G	Effic	C-A-I	Pct	Yds	TD	Lg	Avg/G
M. Schneider	10	96.48	97-208-6	.466	1,220	4	40	122.0
A. Smith	7	102.76	49-94-0	.521	488	2	34	69.7
C. Dapolito	6	113.73	30-54-2	.556	343	2	31	57.2
D. Scott	9	0.00	0-2-0	.000	0	0	-	0.0
TEAM	7	0.00	0-1-0	.000	0	0	-	0.0

RECEIVING

Player	G	No.	Yds	Avg	TD	Lg	Avg/G
R. Love	12	27	290	10.7	4	40	24.2
L. Johnson	12	23	247	10.7	1	32	20.6
K. Sharpe	10	23	233	10.1	0	30	23.3
C. Douglas	12	20	212	10.6	0	36	17.7
B. Patrick	10	17	218	12.8	1	26	21.8
A. Roland	12	14	254	18.1	1	34	21.2
A. Wade	9	11	131	11.9	0	16	14.6
S. Landrum	12	11	101	9.2	0	33	8.4
C. Powell	11	9	134	14.9	0	26	12.2
C. Dargan	11	8	64	8.0	0	12	5.8
R. Elliott	11	7	92	13.1	1	28	8.4
A. Fryer	4	3	33	11.0	0	13	8.2
D. Adams	9	1	21	21.0	0	21	2.3
J. Pastore	6	1	13	13.0	0	13	2.2
D. Scott	9	1	8	8.0	0	8	0.9

SCORING

Player	TD	FG	Kick	Rush	Rcv	Pass	Dxp	Saf	Pts
C. Douglas	6	0-0	0-0	0-0	0	0-0	0	0	36
M. Brooks	0	6-9	15-17	0-0	0	0-0	0	0	33
C. Dargan	5	0-0	0-0	0-0	0	0-0	0	0	30
B. Garber	0	7-12	5-5	0-1	0	0-0	0	0	26
R. Love	4	0-0	0-0	0-0	0	0-0	0	0	24
A. Smith	2	0-0	0-0	0-0	0	0-0	0	0	12
A. Wade	2	0-0	0-0	0-0	0	0-0	0	0	12
L. Johnson	1	0-0	0-0	0-0	1	0-0	0	0	8
R. Elliott	1	0-0	0-0	0-0	0	0-0	0	0	6
B. Patrick	1	0-0	0-0	0-0	0	0-0	0	0	6
A. Roland	1	0-0	0-0	0-0	0	0-0	0	0	6
M. Ruff	1	0-0	0-0	0-0	0	0-0	0	0	6
M. Schneider	1	0-0	0-0	0-1	0	0-0	0	0	6

PUNTING

Player	No.	Yds	Avg	Lg	TB	FC	i20	50+	Blk
T. McDonald	55	2236	40.7	56	0	4	15	-	0
M. Brooks	15	518	34.5	43	4	1	8	-	0

KICKOFF RETURNS

Player	No.	Yds	Avg	TD	Lg
S. Landrum	25	709	28.4	0	63
R. Elliott	7	121	17.3	0	32
C. Douglas	5	93	18.6	0	22
M. Ruff	1	14	14.0	0	14
B. Dewan	1	6	6.0	0	6
K. Felder	1	0	0.0	0	-
J. Edwards	1	0	0.0	0	-

PUNT RETURNS

Player	No.	Yds	Avg	TD	Lg
L. Johnson	21	105	5.0	0	24
J. Pastore	11	65	5.9	0	16
D. Bryant	1	8	8.0	0	8

INTERCEPTIONS

Player	No.	Yds	Avg	TD	Lg
T. George	2	2	1.0	0	2
A. Green	2	4	2.0	0	4
J. Talley	2	0	0.0	0	-
M. Ruff	1	42	42.0	1	42
K. Stanford	1	19	19.0	0	19
G. Aguanno	1	0	0.0	0	-
B. Dewan	1	0	0.0	0	-
B. Greene	1	0	0.0	0	-

FIELD GOALS

Player	FGM-A	Pct	1-19	20-29	30-39	40-49	50+	Lg	Blk
B. Garber	7-12	.583	0-0	2-2	1-1	3-7	1-2	54	3
M. Brooks	6-9	.667	1-1	1-1	3-6	1-1	0-0	44	0

TOTAL OFFENSE LEADERS

Player	G	Plays	Rush	Pass	Total	Avg/G
M. Schneider	10	292	181	1,220	1,401	140.1
C. Douglas	12	236	1,138	0	1,138	94.8
A. Smith	7	115	-18	488	470	67.1

ALL PURPOSE YARDAGE LEADERS

Player	G	Rush	Rec	PR	KOR	IR	Total	Avg/G
C. Douglas	12	1,138	212	0	93	0	1,443	120.2
S. Landrum	12	161	101	0	709	0	971	80.9
A. Wade	10	252	131	0	0	0	383	42.6

TACKLE LEADERS

Player	G	UA	A	Tot	TFL/Yds	Sacks/Yds	PBU
T. Smith	12	75	65	140	8.0-18	1.0-3	1
R. Fowler	12	79	57	136	12.5-30	0.5-1	4
B. Dewan	12	47	44	91	2.5-6	0.5-3	3
M. Zielinski	12	58					

2004

Overall Record: 2-9 ACC: 1-7 (10th)

Head Coach: Ted Roof

Assistant Coaches: David Kelly (Assoc. HC/WR), Glenn Spencer (Asst. HC/DB/RC), Marty Galbraith (OC/TE), Jerry Azzinaro (Co-DC), Scott Brown (Co-DC/DL), Fred Chatham (RB/ST), Tom Knotts (QB), Brad Sherrod (LB), Don Yanowsky (OL)

Starting Lineup: **OFFENSE:** QB Mike Schneider, TB Cedric Dargan, TE Andy Roland, TE Ben Patrick, WR Ronnie Elliott, WR Corey Thompson, LT Jim Moravchik, LG Chris Best, C Dan Mooney, RG Tyler Krieg, RT Christian Mitchell; **DEFENSE:** DE Eli Nichols, DT Orrin Thompson, DT Casey Camero, DE Justin Kitchen, LB Brendan Dewan, LB Giusseppe Aguanno, LB Malcolm Ruff, CB John Talley, S Alex Green, S Brian Greene, CB Kenneth Stanford; **SPECIAL TEAMS:** K Matt Brooks, P Trey McDonald, LS Seth Carter

Captains: Giuseppe Aguanno, Phillip Alexander, Chris Dapolito & Kenneth Stanford | Team MVP: Giuseppe Aguanno

All-ACC: John Talley²

All-America: – | Academic All-America: –

Freshman All-America: Chris Davis²

Miscellaneous Awards: –

S 4	Navy	A	L	12-27	29,027	NAVY QB Polanco 23-130 rushing & 1 TD; NAVY FB Eckel 23-100 rushing & 2 TDs; Halftime: 6-6; Dargan 20-114 rushing; TOS: Duke 0, NAVY 3
S 11	Connecticut	A	L	20-22	40,000	UCONN K Nuzie GW 21-yard FG (3:40; 4th); Brooks 36-yard FGA wide left (:06; 4th); UCONN 16 straight points to erase 20-6 4th quarter deficit
S 18	Virginia Tech	A	L	17-41	65,115	VT 1st ACC game; VT QB Randall 12-24, 138 yards & 1 TD; Halftime: VT, 24-7; Total offense: Duke 197, VT 422; Wright 2-68 receiving
S 25	Maryland (-/23)	H	L	21-55	16,298	MD QB Statham 22-37, 362 yards & 4 TDs; Total offense: Duke 185, MD 685; Davis 94-yard KOR for TD; Talley 85-yard INT return for TD
O 2	The Citadel	H	W	28-10	16,814	Schneider 17-24, 190 yards & 2 TDs; Roland 3-39 receiving & 2 TDs; Total offense: Duke 397, CIT 281; Greene 11 tackles & 1 INT
O 16	Georgia Tech	A	L	7-24	46,856	GT RB Daniels 24-114 rushing & 1 TD; GT WR Johnson 6-92 receiving & 1 TD; Total offense: Duke 184, GT 330; Schneider 9-20, 81 yards
O 23	Virginia (-/14)	H	L	16-37	24,157	UVA RB Pearman 38-223 rushing & 1 TD; UVA scores final 14 points; Rushing yards: Duke 81, UVA 348; Patrick 5-97 receiving
O 30	Wake Forest	A	L	22-24	25,762	WF RB Barclay 26-134 rushing & 1 TD; Elliott 3-yard TD pass from Schneider & Brooks PAT (1:04; 4th); Duke failed inside kick (1:02; 4th)
N 6	Florida State (-/13)	A	L	7-29	80,598	FSU K Cismesia 5 FGs; Halftime: FSU, 9-7; Total offense: Duke 230, FSU 494; TOS: Duke 5, FSU 1; Lowe 7 tackles, 2.0 TFL & 1 INT
N 13	Clemson	H	W	16-13	24,714	Brooks GW 53-yard FG (:00; 4th); McCormick INT of CLEM QB Whitehurst (1:07; 4th) set up GW drive (4-6, 1:07); Total offense: Duke 234, CLEM 250
N 20	North Carolina	H	L	17-40	30,541	UNC RB Scott 26-144 rushing & 2 TDs; Halftime: UNC, 20-17; Schneider 19-34, 181 yards; Stanford 70-yard blocked FG return for TD

	1st	2nd	3rd	4th	OT	Total
Duke	57	40	32	37	–	166
Opponents	42	83	82	75	–	282

TEAM STATISTICS	Duke	Opponents
SCORING	166	282
Points Per Game	16.6	28.2
FIRST DOWNS	147	207
Rushing	52	114
Passing	80	85
Penalty	15	8
RUSHING YARDAGE	982	2,198
Yards gained rushing	1,336	2,393
Yards lost rushing	354	195
Rushing Attempts	361	448
Average Per Rush	2.7	4.9
Average Per Game	98.2	219.8
TDs Rushing	6	18
PASSING YARDAGE	1,704	2,007
Comp-Att-Int	161-279-10	145-253-15
Average Per Pass	6.1	7.9
Average Per Catch	10.6	13.8
Average Per Game	170.4	200.7
TDs Passing	10	12
TOTAL OFFENSE	2,686	4,205
Total Plays	640	701
Average Per Play	4.2	6.0
Average Per Game	268.6	420.5
KICK RETURNS: #-Yards	45-965	35-539
PUNT RETURNS: #-Yards	12-76	34-237
INT RETURNS: #-Yards	15-246	10-85
KICK RETURN AVERAGE	21.4	15.4
PUNT RETURN AVERAGE	6.3	7.0
INT RETURN AVERAGE	16.4	8.5
FUMBLES-LOST	18-12	19-10
PENALTIES-Yards	54-386	64-601
Average Per Game	38.6	60.1
PUNTS-Yards	60-2,300	37-1,441
Average Per Punt	38.3	38.9
Net punt average	34.4	36.9
KICKOFFS-Yards	–	–
Average Per Kick	–	–
Net kick average	–	–
TIME OF POSSESSION/Game	30:47	29:12
3RD-DOWN Conversions	46/144	49/130
3rd-Down Pct	32%	38%
4TH-DOWN Conversions	11/15	5/12
4th-Down Pct	73%	42%
SACKS BY-Yards	11-53	33-237
TOUCHDOWNS SCORED	19	32
FIELD GOALS-ATTEMPTS	12-18	20-23
ON-SIDE KICKS	–	–
RED-ZONE SCORES	–	–
RED-ZONE TOUCHDOWNS	–	–
PAT-ATTEMPTS	(16-17) 94%	(30-32) 94%

RUSHING

Player	G	Att	Gain	Loss	Net	Avg	TD	Lg	Avg/G
C. Dargan	6	116	438	24	414	3.6	1	47	69.0
J. Boyle	8	47	220	8	212	4.5	1	83	26.5
A. Fryer	5	39	115	7	108	2.8	0	9	21.6
R. Drummer	7	23	95	5	90	3.9	0	24	12.9
D. Adams	7	10	78	1	77	7.7	1	28	11.0
T. Ball	10	15	55	1	54	3.6	0	12	5.4
C. Dukes	6	16	69	21	48	3.0	0	16	8.0
C. Dapolito	8	23	70	47	23	1.0	1	21	2.9
J. Wright	10	1	9	0	9	9.0	0	9	0.9
R. Elliott	10	1	4	0	4	4.0	0	4	0.4
C. Young	10	1	3	0	3	3.0	0	3	0.3
A. Roland	10	0	-5	0	-5	0.0	0	–	-0.5
S. Landrum	7	1	0	9	-9	-9.0	0	–	-1.3
M. Schneider	10	63	185	227	-42	-0.7	2	23	-4.2

PASSING

Player	G	Effic	C-A-I	Pct	Yds	TD	Lg	Avg/G
M. Schneider	10	118.02	131-219-6	.598	1,346	8	45	134.6
C. Dapolito	8	93.25	20-37-2	.541	181	1	47	22.6
C. Dukes	6	96.31	6-17-1	.353	108	1	35	18.0
T. McDonald	10	175.60	2-2-0	1.000	18	0	9	1.8
D. Adams	7	314.20	2-2-0	1.000	51	0	31	7.3
C. Dargan	6	-200.001	0-0-1	.000	0	0	–	0.0

RECEIVING

Player	G	No.	Yds	Avg	TD	Lg	Avg/G
B. Patrick	10	30	297	9.9	1	45	29.7
R. Elliott	10	25	284	11.4	1	33	28.4
A. Roland	10	19	226	11.9	3	47	22.6
J. Wright	10	17	319	18.8	1	35	31.9
C. Thompson	9	15	163	10.9	1	43	18.1
D. McCormick	9	14	113	8.1	0	26	12.6
R. Drummer	7	8	64	8.0	1	20	9.1
C. Dargan	6	7	42	6.0	0	11	7.0
S. Landrum	7	4	53	13.2	0	33	7.6
T. Ball	10	4	34	8.5	0	12	3.4
M. Wigal	10	3	28	9.3	0	15	2.8
C. Dukes	6	3	22	7.3	0	11	3.7
J. Boyle	8	3	7	2.3	0	4	0.9
C. Young	10	2	12	6.0	0	8	1.2
A. Fryer	5	2	11	5.5	0	8	2.2
C. Powell	10	2	5	2.5	2	3	0.5
M. Schneider	10	1	15	15.0	0	15	1.5
M. Rumsey	7	1	5	5.0	0	5	0.7
D. Adams	7	1	4	4.0	0	4	0.6

SCORING

Player	TD	FG	Kick	Rush	Rcv	Pass	Dxp	Saf	Pts
M. Brooks	0	12-18	16-17	0-0	0	0-0	0	0	52
A. Roland	3	0-0	0-0	0-0	0	0-0	0	0	18
M. Schneider	2	0-0	0-0	0-0	0	0-2	0	0	12
C. Powell	2	0-0	0-0	0-0	0	0-0	0	0	12
J. Talley	2	0-0	0-0	0-0	0	0-0	0	0	12
D. Adams	1	0-0	0-0	0-0	0	0-0	0	0	6
J. Boyle	1	0-0	0-0	0-0	0	0-0	0	0	6
C. Dapolito	1	0-0	0-0	0-0	0	0-0	0	0	6
C. Dargan	1	0-0	0-0	0-0	0	0-0	0	0	6
C. Davis	1	0-0	0-0	0-0	0	0-0	0	0	6
R. Drummer	1	0-0	0-0	0-0	0	0-0	0	0	6
R. Elliott	1	0-0	0-0	0-0	0	0-0	0	0	6
B. Patrick	1	0-0	0-0	0-0	0	0-0	0	0	6
C. Thompson	1	0-0	0-0	0-0	0	0-0	0	0	6
J. Wright	1	0-0	0-0	0-0	0	0-0	0	0	6

PUNTING

Player	No.	Yds	Avg	Lg	TB	FC	i20	50+	Blk
T. McDonald	57	2,261	39.7	66	2	4	11	–	1
M. Brooks	1	39	39.0	39	0	0	0	–	0
TEAM	2	0	0.0	0	0	0	0	–	1

KICKOFF RETURNS

Player	No.	Yds	Avg	TD	Lg
C. Davis	19	497	26.2	1	94
R. Drummer	14	269	19.2	0	29
S. Landrum	6	100	16.7	0	21
C. Young	3	67	22.3	0	27
R. Elliott	2	31	15.5	0	17
A. Roland	1	1	1.0	0	1

PUNT RETURNS

Player	No.	Yds	Avg	TD	Lg
C. Davis	7	25	3.6	0	12
M. Wigal	2	17	8.5	0	12
D. Charbonnet	1	25	25.0	0	25
J. Pastore	1	5	5.0	0	5
C. Dapolito	1	4	4.0	0	4

INTERCEPTIONS

Player	No.	Yds	Avg	TD	Lg
J. Talley	4	172	43.0	2	85
C.J. Woodard	2	20	10.0	0	20
K. Stanford	2	0	0.0	0	–
C. Lowe	1	26	26.0	0	26
C. Davis	1	9	9.0	0	9
J. Kitchen	1	9	9.0	0	9
D. McCormick	1	8	8.0	0	8
E. Nichols	1	2	2.0	0	2
B. Dewan	1	0	0.0	0	–
A. Green	1	0	0.0	0	–

FIELD GOALS

Player	FGM-A	Pct	1-9	20-29	30-39	40-49	50+	Lg	Blk
M. Brooks	12-18	.667	1-1	5-5	3-7	2-3	1-2	53	0

TOTAL OFFENSE LEADERS

Player	G	Plays	Rush	Pass	Total	Avg/G
M. Schneider	10	282	-42	1,346	1,304	130.4
C. Dargan	6	117	414	0	414	69.0
J. Boyle	8	47	212	0	212	26.5

ALL PURPOSE YARDAGE LEADERS

Player	G	Rush	Rec	PR	KOR	IR	Total	Avg/G
C. Davis	9	0	0	25	497	9	531	59

2005

Overall Record: 1-10 ACC: 0-8 (6th/Coastal)

Head Coach: Ted Roof

Assistant Coaches: David Kelly (Assoc. HC/WR), Glenn Spencer (Asst. HC/DB/RC), Bill O'Brien (OC/QB), Jerry Azzinaro (Co-DC), Scott Brown (Co-DC/DL), Fred Chatham (RB/ST), Brad Sherrord (LB), John Strollo (TE), Don Yanowsky (OL)

Starting Lineup: **OFFENSE:** QB Zack Asack, TB Cedric Dargan (4) or Justin Boyle (3), FB Malcolm Ruff, WR Eron Riley, H-Back Ben Patrick, TE Andy Roland, LT Lavdrim Bauta, LG Jim Moravchik, C Matt Rumsey, RG Tyler Krieg, RT Demetrius Warrick; **DEFENSE:** DE Eli Nichols, DT Brian Sallee, DT Casey Camero, DE Phillip Alexander, LB Brendan Dewan, LB Michael Tauliilli, LB Patrick Bailey, CB John Talley, S Chris Davis, S Brian Greene, CB Deonto McCormick; **SPECIAL TEAMS:** K Joe Surgan, P Chris Sprague, LS Casey Hales

Captains: Phillip Alexander, Brendan Dewan & Ronnie Elliott | Team MVP: John Talley

All-ACC: John Talley

All-America: — | Academic All-America: Eli Nichols²

Freshman All-America: Zack AsackTM, Michael Tauliilli¹

Miscellaneous Awards: ACC Jim Tatum Award (Brendan Dewan)

S 3	East Carolina	A	L	21-24	35,107	ECU QB Pinkney 17-21, 235 yards & 1 TD; Drummer 100-yard KOR for TD; TOS: Duke 4, ECU 2; Duke TOS on last 2 drives; Bailey 2 CF
S 10	Virginia Tech (-/7)	H	L	0-45	25,014	VT QB Vick 12-19, 172 yards & 3 TDs; Halftime: VT, 21-0; Total offense: Duke 35, VT 362; Dewan 8 tackles & 2.0 TFL; Talley 1 INT
S 17	VMI	H	W	40-14	10,126	Boyle 15-113 rushing & 2 TDs; Halftime: Duke, 21-0; Total offense: Duke 351, VMI 179; Nichols 10 tackles, 3.0 TFL & 2.0 QB sacks; Talley 1 INT
S 24	Virginia (-/23)	A	L	7-38	61,021	UVA QB Hagans 13-21, 174 yards & 4 TDs; Halftime: UVA, 10-0; UVA 21 points in 3rd quarter; Boyle 14-44 rushing; Talley 10 tackles
O 1	Navy	H	L	21-28	15,246	NAVY QB Owens GW 2-yard TD rush (1:18; 4th); Asack 6-yard TD rush & Riley PAT reception tied game, 21-21 (3:20; 4th); Boyle 16-64 rush
O 8	Miami (-/9)	A	L	7-52	40,315	MIA QB Wright 18-31, 255 yards & 3 TDs; Drummer 9-101 rushing & 1 TD (8); longest vs. MIA since 1976); MIA 557 total yards
O 15	Georgia Tech	H	L	10-35	17,451	GT RB Choice 15-107 rushing & 2 TDs; Halftime: Duke, 10-7; GT TDs on 4 straight possessions in 3rd quarter; Boyle 27-88 rushing
O 22	Florida State (-/11)	H	L	24-55	21,731	FSU QB Weatherford 24-32, 276 yards & 2 TDs; Boyette 10-123 rushing & 1 TD; Boyle 2 rushing TDs; Total offense: Duke 243, FSU 539
O 29	Wake Forest	H	L	6-44	15,347	WF RB Barclay 18-204 rushing & 2 TDs; Halftime: WF, 20-6; Total offense: Duke 203, WF 557; WF 419 rushing yards; Tauliilli 15 tackles
N 3	Clemson	A	L	20-49	77,000	CLEM QB Proctor 13-21, 201 yards & 2 TDs; Asack 26-43, 328 yards & 1 TD; Riley 4-130 receiving & 1 TD; Total offense: Duke 407, CLEM 450
N 19	North Carolina	A	L	21-24	50,000	UNC RB McGill GW 3-yard TD rush (1:38; 4th); Drummer 24-yard TD & Surgan PAT for 21-17 Duke lead (5:02; 4th); Tauliilli 14 tackles & 3.0 TFL

	1st	2nd	3rd	4th	OT	Total
Duke	35	47	43	52	-	177
Opponents	94	85	146	83	-	408

TEAM STATISTICS	Duke	Opponents
SCORING	177	408
Points Per Game	16.1	37.1
FIRST DOWNS	154	232
Rushing	79	108
Passing	60	103
Penalty	15	21
RUSHING YARDAGE	1,398	2,280
Yards gained rushing	1,770	2,567
Yards lost rushing	372	287
Rushing Attempts	435	444
Average Per Rush	3.2	5.1
Average Per Game	127.1	207.3
TDs Rushing	16	30
PASSING YARDAGE	1,331	2,244
Comp-Att-Int	284-134-17	296-176-9
Average Per Pass	4.7	7.6
Average Per Catch	9.9	12.8
Average Per Game	121.0	204.0
TDs Passing	5	22
TOTAL OFFENSE	2,729	4,524
Total Plays	719	740
Average Per Play	3.8	6.1
Average Per Game	248.1	411.3
KICK RETURNS: #-Yards	50-1,089	32-600
PUNT RETURNS: #-Yards	25-159	42-430
INT RETURNS: #-Yards	9-74	17-152
KICK RETURN AVERAGE	21.8	18.8
PUNT RETURN AVERAGE	6.4	10.2
INT RETURN AVERAGE	8.2	8.9
FUMBLES-LOST	22-9	25-9
PENALTIES-Yards	81-701	75-630
Average Per Game	63.7	57.3
PUNTS-Yards	76-3,144	45-1,755
Average Per Punt	41.4	39.0
Net punt average	35.4	35.5
KICKOFFS-Yards	40-2,170	75-4,611
Average Per Kick	54.2	61.5
Net kick average	36.8	40.6
TIME OF POSSESSION/Game	30:46	29:14
3RD-DOWN Conversions	58/172	58/143
3rd-Down Pct	34%	41%
4TH-DOWN Conversions	12/18	8/16
4th-Down Pct	67%	50%
SACKS BY-Yards	19-121	31-206
TOUCHDOWNS SCORED	22	54
FIELD GOALS-ATTEMPTS	7-10	10-15
ON-SIDE KICKS	0-0	0-0
RED-ZONE SCORES	(19-24) 79%	(46-53) 87%
RED-ZONE TOUCHDOWNS	(16-24) 67%	(38-53) 72%
PAT-ATTEMPTS	(20-21) 95%	(54-54) 100%

RUSHING

Player	G	Att	Gain	Loss	Net	Avg	TD	Lg	Avg/G
J. Boyle	10	134	490	32	458	3.4	9	34	45.8
R. Drummer	11	33	352	15	337	10.2	2	81	30.6
R. Boyette	9	60	271	19	252	4.2	1	78	28.0
C. Dargan	5	52	160	10	150	2.9	2	19	30.0
Z. Asack	9	78	242	147	95	1.2	2	18	10.6
C. Harris	9	21	77	2	75	3.6	0	22	8.3
C. Dukes	6	11	55	14	41	3.7	0	15	6.8
D. Adams	8	2	25	0	25	12.5	0	22	3.1
M. Jones	11	9	28	17	11	1.2	0	13	1.0
M. Ruff	10	3	5	0	5	1.7	0	4	0.5
R. Elliott	7	1	0	2	-2	-2.0	0	-	-0.3
C. Sprague	11	1	0	2	-2	-2.0	0	-	-0.2
M. Schneider	8	23	65	76	-11	-0.5	0	11	-1.4
TEAM	7	7	0	36	-36	-5.1	0	-	-5.1

PASSING

Player	G	Effic	C-A-I	Pct	Yds	TD	Lg	Avg/G
Z. Asack	9	95.36	90-180-8	500	966	5	66	107.3
M. Schneider	8	68.00	41-86-6	477	351	0	26	43.9
M. Jones	11	7.20	2-7-1	286	6	0	9	0.5
C. Dukes	6	-38.80	1-6-2	167	8	0	8	1.3
TEAM	7	0.00	0-3-0	0.000	0	0	0	0.0
C. Harris	9	0.00	0-1-0	0.000	0	0	0	0.0
C. Sprague	11	0.00	0-1-0	0.000	0	0	0	0.0

RECEIVING

Player	G	No.	Yds	Avg	TD	Lg	Avg/G
B. Patrick	10	30	252	8.4	0	20	25.2
R. Elliott	7	19	176	9.3	0	20	25.1
A. Roland	11	13	176	13.5	1	54	16.0
E. Riley	9	11	247	22.5	2	66	27.4
M. Jones	11	11	90	8.2	1	17	8.2
D. Adams	8	10	100	10.0	0	26	12.5
J. Wright	5	8	155	19.4	1	30	31.0
R. Drummer	11	7	19	2.7	0	12	1.7
R. Boyette	9	7	14	2.0	0	13	1.6
R. Wood	10	4	26	6.5	0	9	2.6
N. Stefanow	10	3	20	6.7	0	9	2.0
J. Boyle	10	3	6	2.0	0	3	0.6
M. Ruff	10	2	15	7.5	0	8	1.5
C. Dargan	5	2	14	7.0	0	8	2.8
R. Chestnut	9	2	12	6.0	0	7	1.3
K. Stubbs	7	2	9	4.5	0	6	1.3

SCORING

Player	TD	FG	Kick	Rush	Rcv	Pass	Dxp	Saf	Pts
J. Boyle	9	0-0	0-0	0-0	0	0-0	0	0	54
J. Surgan	0	6-8	15-16	0-0	0	0-0	0	0	33
R. Drummer	3	0-0	0-0	0-0	0	0-0	0	0	18
E. Riley	2	0-0	0-0	0-0	1	0-0	0	0	14
Z. Asack	2	0-0	0-0	0-0	0	1-1	0	0	12
C. Dargan	2	0-0	0-0	0-0	0	0-0	0	0	12
R. DeSmyter	0	1-2	4-4	0-0	0	0-0	0	0	7
R. Boyette	1	0-0	0-0	0-0	0	0-0	0	0	6
M. Jones	1	0-0	0-0	0-0	0	0-0	0	0	6
A. Roland	1	0-0	0-0	0-0	0	0-0	0	0	6
J. Wright	1	0-0	0-0	0-0	0	0-0	0	0	6
TEAM	0	0-0	0-0	0-0	0	0-0	0	1	2
G. Meyers	0	0-0	1-1	0-0	0	0-0	0	0	1

PUNTING

Player	No.	Yds	Avg	Lg	TB	FC	i20	50+	Blk
C. Sprague	76	3,144	41.4	64	1	8	20	0	0

KICKOFF RETURNS

Player	No.	Yds	Avg	TD	Lg
C. Davis	20	425	21.2	0	35
R. Drummer	16	382	23.9	1	100
E. Riley	9	213	23.7	0	32
C. Harris	2	47	23.5	0	36
M. Dowling	2	6	3.0	0	6
A. Williams	1	16	16.0	0	16

PUNT RETURNS

Player	No.	Yds	Avg	TD	Lg
C. Davis	22	167	7.6	0	23
R. Wood	1	-4	-4.0	0	-
TEAM	1	-4	-4.0	0	-
R. Radloff	1	0	0.0	0	-

INTERCEPTIONS

Player	No.	Yds	Avg	TD	Lg
J. Talley	5	73	14.6	0	35
C. Davis	2	1	0.5	0	1
B. Greene	2	0	0.0	0	-

FIELD GOALS

Player	FGM-A	Pct	1-9	20-29	30-39	40-49	50+	Lg	Blk
R. DeSmyter	1-2	.500	0-0	0-1	0-0	1-1	0-0	40	0
J. Surgan	6-8	.750	0-0	1-1	1-2	4-5	0-0	49	1

TOTAL OFFENSE LEADERS

Player	G	Plays	Rush	Pass	Total	Avg/G
Z. Asack	9	258	95	966	1,061	117.9
J. Boyle	10	134	458	0	458	45.8
M. Schneider	8	109	-11	351	340	42.5

ALL PURPOSE YARDAGE LEADERS

Player	G	Rush	Rec	PR	KOR	IR	Total	Avg/G
R. Drummer	11	337	19	0	382	0	738	67.1
C. Davis	11	0	0	167	425	1	593	53.9
J. Boyle	10	458	6	0	0	0	464	46.4

TACKLE LEADERS

Player	G	UA	A	Tot	TFL/Yds	Sacks/Yds	PBU
M. Brown	11	56	36	92	10.0-26	1.0-10	0
B. Dewan	11	42	27	69	9.5-24	2.0-7	0
B. Greene	11	44	18	62	3.0-17	2.0-13	1
P. Bailey	8	30	22	52	2.0-7	0.5-1	0
J. Talley	11	38</					

2006

Overall Record: 0-12 ACC: 0-8 (6th/Coastal)

Head Coach: Ted Roof

Assistant Coaches: Glenn Spencer (Asst. HC/DB/RC), Bill O'Brien (OC/OB), Jerry Azzinaro (Co-DC/OLB), Scott Brown (Co-DC/DL), Larry Kerr (ILB/ST), Charles London (RB), Scottie Montgomery (WR), Brad Sherrod (TE), John Strollo (OL)

Starting Lineup: **OFFENSE:** QB Thaddeus Lewis, RB Justin Boyle, FB Tielor Robinson, WR Jomar Wright, WR Eron Riley, TE Nick Stefanow, LT Cameron Goldberg, LG Zach Maurides, C Matt Rumsey, RG Rob Schirrmann, RT Fred Roland; **DEFENSE:** DE Eli Nichols, DT Casey Camero, DT Vince Oghobaase, RUE Patrick Bailey, LB Codey Lowe, LB Jeremy Edwards, LB Michael Tauiliili, CB Deonto McCormick, S Chris Davis, S Adrian Aye-Darko, CB John Talley; **SPECIAL TEAMS:** K Joe Surgan, P Alex Feinberg, LS Casey Hales

Captains: Casey Camero, Eli Nichols & John Talley | Team MVP: John Talley

All-ACC: John Talley

All-America: – | Academic All-America: Eli Nichols²

Freshman All-America: Thaddeus LewisTM, Vince OghobaaseTM

Miscellaneous Awards: –

S 2	Richmond	H	L	0-13	27,546	RICH RB Hightower 20-86 rushing; Total offense: Duke 210, RICH 225; Duke 2 drives inside RICH 5 in 4th qtr.: TO downs (5:15) & fumble (1:58)
S 9	Wake Forest	A	L	13-14	26,071	WF K Swank GW PAT after RB Andrews 2-yard TD rush (1:28; 4th); Surgan 28-yard FGA blocked (:00; 4th); Lewis 21-32, 305 yards & 1 TD
S 16	Virginia Tech (-/14)	A	L	0-36	66,233	VT QB Glennon 15-25, 305 yards & 2 TDs; VT WR Clowney 4-120 receiving; VT WR Royal 58-yard PR for TD; Total offense: Duke 139, VT 418
S 30	Virginia	H	L	0-37	19,241	UVA RB Snelling 18-92 rushing & 1 TD; Rushing yards: Duke -21, UVA 106; TOs: Duke 5, UVA 1; Lewis 11-25, 121 yards; Bailey 8 tackles
O 7	Alabama	A	L	14-30	92,138	ALA QB Wilson 18-30, 220 yards & 1 TD; Halftime: Duke, 14-10; Total offense: Duke 275, ALA 354; Boyette 9-97 rushing; Lowe 3.0 TFL
O 14	Florida State	H	L	24-51	17,525	FSU QB Weatherford 16-24, 321 yards & 4 TDs; Lewis 19-41, 255 yards & 1 TD; Talley 50-yard INT return for TD; FSU 478 total yards
O 21	Miami	H	L	15-20	16,291	MIA QB Wright 24-41, 299 yards & 2 TDs; MIA LB Cooper INT of Lewis pass in EZ ends Duke final drive (:00; 4th); Lewis 284 passing yards
O 28	Vanderbilt	H	L	28-45	14,198	VANDY QB Nickson 400 total yards & 5 TDs (3 rush); VANDY WR Bennett 9-184 receiving & 1 TD; Boyle 14-113 rushing & 4 TDs
N 4	Navy	H	L	13-38	17,782	NAVY QB Kaheaku-Enhada 14-119 rushing & 1 TD; NAVY 38 straight points to erase 7-0 deficit; Boyle 15-76 rushing; Edwards 15 tackles
N 11	Boston College (-/22)	A	L	7-28	42,326	BC QB Ryan 23-37, 219 yards & 2 TDs; Halftime: BC, 14-7; Total offense: Duke 301, BC 501; Harris 6-59 rushing & 1 TD; Bailey 10 tackles
N 18	Georgia Tech (-/18)	A	L	21-49	46,768	GT QB Ball 7-13, 122 yards & 3 TDs; GT first 28 points; Lewis 19-32, 237 yards & 2 TDs; Total offense: Duke 278, GT 462; Lowe 8 tackles
N 25	North Carolina	H	L	44-45	24,478	Duke PATA blocked after Bailey 21-yard INT return for TD made score 45-44 (2:49; 4th); Robinson 3 TD receptions; Lewis 285 pass yards

	1st	2nd	3rd	4th	OT	Total
Duke	19	61	31	68	-	179
Opponents	120	105	82	99	-	406

TEAM STATISTICS	Duke	Opponents
SCORING	179	406
Points Per Game	14.9	33.8
FIRST DOWNS	195	235
Rushing	72	99
Passing	97	118
Penalty	26	18
RUSHING YARDAGE	1,179	2,016
Yards gained rushing	1,617	2,356
Yards lost rushing	438	340
Rushing Attempts	412	441
Average Per Rush	2.9	4.6
Average Per Game	98.2	168.0
TDs Rushing	10	21
PASSING YARDAGE	2,222	2,728
Att-Comp-Int	358-189-17	343-206-10
Average Per Pass	6.2	8.0
Average Per Catch	11.8	13.2
Average Per Game	185.2	227.3
TDs Passing	12	27
TOTAL OFFENSE	3,401	4,744
Total Plays	770	784
Average Per Play	4.4	6.1
Average Per Game	283.4	395.3
KICK RETURNS: #-YARDS	55-1281	24-452
PUNT RETURNS: #-YARDS	21-107	37-396
INT RETURNS: #-YARDS	10-184	17-219
KICK RETURN AVERAGE	23.3	18.8
PUNT RETURN AVERAGE	5.1	10.7
INT RETURN AVERAGE	18.4	12.9
FUMBLES-LOST	33-14	25-13
PENALTIES-YARDS	72-564	92-798
Average Per Game	47.0	66.5
PUNTS-YARDS	68-2,485	46-1,864
Average Per Punt	36.5	40.5
Net punt average	30.4	36.5
KICKOFFS-Yards	39-2,241	78-4,722
Average Per Kick	54.9	60.5
Net kick average	38.2	38.5
TIME OF POSSESSION/GAME	30:03	29:57
3RD-DOWN CONVERSIONS	49/165	69/157
3rd-Down Pct	30%	44%
4TH-DOWN CONVERSIONS	8/24	7/15
4th-Down Pct	33%	47%
SACKS BY-YARDS	14-108	40-238
TOUCHDOWNS SCORED	24	54
FIELD GOALS-ATTEMPTS	4-11	10-15
ON-SIDE KICKS	1-1	0-0
RED-ZONE SCORES	19-39 49%	38-48 79%
RED-ZONE TOUCHDOWNS	17-39 44%	31-48 65%
PAT-ATTEMPTS	15-20 75%	50-53 94%

RUSHING

Player	G	Att	Gain	Loss	Net	Avg	TD	Lg	Avg/G
R. Boyette	12	87	421	33	388	4.5	2	33	32.3
J. Boyle	10	91	398	40	358	3.9	5	32	35.8
C. Harris	12	56	234	28	206	3.7	1	52	17.2
R. Drummer	10	29	188	40	148	5.1	1	48	14.8
T. Robinson	12	21	79	1	78	3.7	0	16	6.5
J. Marshall	12	8	64	2	62	7.8	0	22	5.2
A. Fryer	7	5	23	0	23	4.6	0	9	3.3
J. Wright	12	1	0	4	-4	-0.4	0	-	-0.3
M. Jones	11	15	20	26	-6	-0.4	0	7	-0.5
T. Lewis	12	99	190	264	-74	-0.7	1	13	-6.2

PASSING

Player	G	Effic	C-A-I	Pct	Yds	TD	Lg	Avg/G
T. Lewis	12	106.93	180-340-16	.529	2,134	11	54	177.8
M. Jones	11	106.34	8-14-0	.571	82	0	38	7.5
C. Harris	12	140.20	1-2-1	.500	6	1	6	0.5
TEAM	4	0.00	0-2-0	.000	0	0	-	0.0

RECEIVING

Player	G	No.	Yds	Avg	TD	Lg	Avg/G
J. Wright	12	40	561	14.0	2	54	46.8
R. Chestnut	12	39	375	9.6	2	20	31.2
E. Riley	11	32	643	20.1	3	52	58.5
R. Drummer	10	16	114	7.1	0	25	11.4
T. Robinson	12	15	139	9.3	4	33	11.6
N. Stefanow	12	10	113	11.3	1	21	9.4
M. Jones	11	10	84	8.4	0	12	7.6
R. Boyette	12	9	49	5.4	0	14	4.1
J. Boyle	10	8	66	8.2	0	14	6.6
B. King	11	7	54	7.7	0	12	4.9
N. Gee	9	2	18	9.0	0	12	2.0
C. Harris	12	1	6	6.0	0	6	0.5

SCORING

Player	TD	FG	Kick	Rush	Rcv	Pass	Dxp	Saf	Pts
J. Boyle	5	0-0	0-0	0-0	0	0-0	0	0	30
T. Robinson	4	0-0	0-0	0-0	1	0-0	0	0	26
E. Riley	3	0-0	0-0	0-0	0	0-0	0	0	18
J. Surgan	0	3-10	9-12	0-0	0	0-0	0	0	18
R. Boyette	2	0-0	0-0	1-2	0	0-0	0	0	14
R. Chestnut	2	0-0	0-0	0-0	0	0-0	0	0	12
J. Wright	2	0-0	0-0	0-0	0	0-0	0	0	12
R. DeSmyter	0	1-1	6-8	0-0	0	0-0	0	0	9
P. Bailey	1	0-0	0-0	0-0	0	0-0	0	0	6
R. Drummer	1	0-0	0-0	0-0	0	0-0	0	0	6
C. Harris	1	0-0	0-0	0-0	0	0-0	0	0	6
T. Lewis	1	0-0	0-0	0-0	0	0-0	0	0	6
N. Stefanow	1	0-0	0-0	0-0	0	0-0	0	0	6
J. Talley	1	0-0	0-0	0-0	0	0-0	0	0	6
V. Oghobaase	0	0-0	0-0	0-0	0	0-0	0	1	2
TEAM	0	0-0	0-0	0-0	0	0-0	0	1	2

PUNTING

Player	No.	Yds	Avg	Lg	TB	FC	i20	50+	Bk
A. Feinberg	63	2,366	37.6	49	1	4	13	-	1
R. DeSmyter	4	119	29.8	42	0	0	0	-	0
TEAM	1	0	0.0	0	0	0	0	-	0

KICKOFF RETURNS

Player	No.	Yds	Avg	TD	Lg
J. Marshall	38	953	25.1	0	67
L. Wright	6	116	19.3	0	27
R. Drummer	5	129	25.8	0	29
E. Riley	2	43	21.5	0	24
Ale. Williams	1	16	16.0	0	16
T. Robinson	1	11	11.0	0	11
Aif. Williams	1	7	7.0	0	7
A. Fryer	1	6	6.0	0	6

PUNT RETURNS

Player	No.	Yds	Avg	TD	Lg
L. Wright	15	91	6.1	0	22
C. Davis	5	13	2.6	0	5
R. Wood	1	3	3.0	0	3

INTERCEPTIONS

Player	No.	Yds	Avg	TD	Lg
J. Talley	7	150	21.4	1	50
P. Bailey	1	21	21.0	1	21
A. Aye-Darko	1	13	13.0	0	13
L. Wright	1	0	0.0	0	-

FIELD GOALS

Player	FGM-A	Pct	1-9	20-29	30-39	40-49	50+	Lg	Bk
J. Surgan	3-10	.300	0-0	1-5	1-2	1-3	0-0	40	3
R. DeSmyter	1-1	1.000	0-0	1-1	0-0	0-0	0-0	25	0

TOTAL OFFENSE LEADERS

Player	G	Plays	Rush	Pass	Total	Avg/G
T. Lewis	12	439	-74	2,134	2,060	171.7
R. Boyette	12	87	388	0	388	32.3
J. Boyle	10	91	358	0	358	35.8

ALL PURPOSE YARDAGE LEADERS

Player	G	Rush	Rec	PR	KOR	IR	Total	Avg/G
J. Marshall	12	62	0	0	953	0	1,015	84.6
E. Riley	11	0	643	0	43	0	686	62.4
J. Wright	12	-4	561	0	0	0	557	46.4

TACKLE LEADERS

Player	G	UA	A	Tot	TFL/Yds	Sacks/Yds	PBU
M. Tauiliili	12	32	61	93	11.0-33	0.5-3	1
J. Edwards	12	49	40	89	12.0-36	1.0-8	0
P. Bailey	12	45	32	77	12.5-48	3.5-26	1
C. Lowe	12	37	33	70	14.0-66	3.0-25	1
C. Davis	12	37	27	64	1.0-1	0.0-0	4
A. Aye-Darko	12	29	26	55	2.5-17	1.5-12	3
G. Williams	12	26	25	51	2.5-11	2.0-12	2
J. Talley	12	27	15				

2007

Overall Record: 1-11 ACC: 0-8 (6th/Coastal)

Head Coach: Ted Roof

Assistant Coaches: Glenn Spencer (Asst. HC/LB/RC), Peter Vaas (OC/OB), Scott Brown (DL), John Gutekunst (DB), Larry Kerr (OLB), Scottie Montgomery (WR), Danny Pearman (TE/ST), Brad Sherrod (RB), John Strollo (OL) Starting Lineup: OFFENSE: QB Thaddeus Lewis, RB Re'quan Boyette, RB Clifford Harris, TE Nick Stefanow, WR Eron Riley, WR Jomar Wright, LT Cameron Goldberg, LG Zach Maurides, C Matt Rumsey, RG Rob Schirrmann, RT Fred Roland; DEFENSE: RUE Greg Akinbiyi, NG Ayanga Okpokowuruk, DT Vince Oghobaase, DE Wesley Oglesby, WLB Vincent Rey, MLB Michael Tauiliili, SLB Marcus Jones, CB Leon Wright, FS Chris Davis, SS Adrian Aye-Darko, CB Glenn Williams; SPECIAL TEAMS: K Nick Maggio, P Kevin Jones, LS Casey Hales

Captains: Patrick Bailey, Chris Davis, Matt Rumsey & Jomar Wright | Team MVP: Eron Riley

All-ACC: Eron Riley²

All-America: - | Academic All-America: -

Freshman All-America: Kevin JonesTM

Miscellaneous Awards: -

S 1	Connecticut	H	L	14-45	17,251	UCONN QB Lorenzen 22-30, 298 yards & 2 TDs; Halftime: Duke, 14-11; Marshall 94-yard KOR for TD; Total offense: Duke 169, UCONN 487
S 8	Virginia	A	L	13-24	58,554	UVA RB Peerman 19-137 rushing & 1 TD; Halftime: UVA, 17-2; UVA led 17-13 after 3 quarters; Total offense: Duke 229, UVA 324
S 15	Northwestern	A	W	20-14	23,716	Lewis 19-23, 246 yards & 3 TDs; NW final drive ends with 4 incomplete passes from Duke 7 (:00; 4th); Total offense: Duke 309, NW 506
S 22	Navy	A	L	43-46	31,278	NAVY K Bullen GW 44-yard FG (:00; 4th); Lewis 23-36, 428 yards & 4 TDs; Riley 6-235 receiving & 4 TDs; Navy scored final 14 points
S 29	Miami	A	L	14-24	30,614	MIA QB Wright 19-23, 230 yards & 2 TDs; Lewis 18-27, 241 yards & 2 TDs; Halftime: MIA, 10-0; Boyette 14-71 rushing; MIA 430 total yards
O 6	Wake Forest	H	L	36-41	20,134	WF WR Moore 11-100 receiving + 2 TD rushes; Duke failed onside kick after Kelly 19-yard TD pass from Lewis (1:05; 4th); Riley 8-143 receiving & 2 TDs
O 13	Virginia Tech (-/12)	H	L	14-43	23,691	VT QB Glennon 16-21, 258 yards & 2 TDs; Halftime: VT, 34-7; Total offense: Duke 194, VT 445; Tauiliili 13 tackles, 1.0 QB sack, 1 FR & 1 INT
N 7	Florida State	A	L	6-25	79,159	FSU WR Parker 8-89 receiving & 2 TDs; FSU K Cismesia 4 FGs; Halftime: FSU, 9-0; Lewis 16-30, 198 yards & 1 TD; FSU 534 total yards
N 3	Clemson (-/25)	H	L	10-47	20,457	CLEM QB Harper 17-26, 184 yards & 2 TDs; CLEM RB Spiller 84-yard KOR for TD; Rushing yards: Duke 28, CLEM 152; Tauiliili 11 tackles
N 10	Georgia Tech	H	L	24-41	18,788	GT RB Choice 24-170 rushing & 2 TDs; Wright 24-yard FR for TD; GT 17 straight points to erase 10-7 deficit; Total offense: Duke 146, GT 477
N 17	Notre Dame	A	L	7-28	80,975	ND QB Clausen 16-32, 194 yards & 3 TDs; Total offense: Duke 232, ND 414; Tauiliili 12 tackles; Oghobaase 2.0 TFL; ND 35:35 TOP
N 24	North Carolina	A	L	OT 14-20	52,000	OT: UNC RB Little GW 25-yard TD rush after Surgan 42-yard FGA wide left; Maggio 40-yard FGA wide left (:00; 4th); Lewis 219 passing yards

	1st	2nd	3rd	4th	OT	Total
Duke	84	141	107	127	-	459
Opponents	85	116	107	65	-	373

TEAM STATISTICS	Duke	Opponents
SCORING	215	398
Points Per Game	17.9	33.2
FIRST DOWNS	172	261
Rushing	61	118
Passing	88	128
Penalty	23	15
RUSHING YARDAGE	768	2,163
Yards gained rushing	1,205	2,574
Yards lost rushing	437	411
Rushing Attempts	376	504
Average Per Rush	2.0	4.3
Average Per Game	64.0	180.2
TDs Rushing	6	24
PASSING YARDAGE	2,485	2,929
Comp-Att-Int	210-383-10	242-376-11
Average Per Pass	6.5	7.8
Average Per Catch	11.8	12.1
Average Per Game	207.1	244.1
TDs Passing	21	21
TOTAL OFFENSE	3,253	5,092
Total Plays	759	880
Average Per Play	4.3	5.8
Average Per Game	271.1	424.3
KICK RETURNS: #-Yards	70-1,462	39-767
PUNT RETURNS: #-Yards	17-118	27-254
INT RETURNS: #-Yards	11-68	10-140
KICK RETURN AVERAGE	20.9	19.7
PUNT RETURN AVERAGE	6.9	9.4
INT RETURN AVERAGE	6.2	14.0
FUMBLES-LOST	24-11	13-7
PENALTIES-Yards	73-635	87-824
Average Per Game	52.9	68.7
PUNTS-Yards	80-2,979	50-1,906
Average Per Punt	37.2	38.1
Net punt average	33.6	34.2
KICKOFFS-Yards	45-2,449	79-5,019
Average Per Kick	54.4	63.5
Net kick average	36.9	42.7
TIME OF POSSESSION/Game	27:34	32:26
3RD-DOWN Conversions	57/180	80/183
3rd-Down Pct	32%	44%
4TH-DOWN Conversions	11/24	8/22
4th-Down Pct	46%	36%
SACKS BY-Yards	25-160	45-278
TOUCHDOWNS SCORED	29	48
FIELD GOALS-ATTEMPTS	3-11	20-27
ON-SIDE KICKS	0-0	0-0
RED-ZONE SCORES	(20-25) 80%	(44-55) 80%
RED-ZONE TOUCHDOWNS	(17-25) 68%	(31-55) 56%
PAT-ATTEMPTS	(20-22) 91%	(42-45) 93%

RUSHING

Player	G	Att	Gain	Loss	Net	Avg	TD	Lg	Avg/G
R. Boyette	12	104	472	40	432	4.2	2	62	36.0
J. Boyle	11	75	249	23	226	3.0	1	17	20.5
R. Drummer	12	47	139	20	119	2.5	0	12	9.9
C. Harris	12	16	73	3	70	4.4	0	19	5.8
T. Robinson	3	14	54	2	52	3.7	0	12	17.3
Z. Asack	6	14	43	20	23	1.6	1	8	3.8
J. Wright	12	1	6	0	6	6.0	0	6	0.5
E. Riley	12	4	12	10	2	0.5	0	6	0.2
J. Ringfield	7	1	0	5	-5	-5.0	0	-	-0.7
TEAM	6	4	0	9	-9	-2.2	0	-	-1.5
T. Lewis	12	96	157	305	-148	-1.5	2	12	-12.3

PASSING

Player	G	Effic	C-A-I	Pct	Yds	TD	Lg	Avg/G
T. Lewis	12	125.67	199-360-10	.553	2,430	21	76	202.5
Z. Asack	6	60.73	10-22-0	.455	40	0	12	6.7
K. Jones	12	226.00	1+1-0	1.000	15	0	15	1.2

RECEIVING

Player	G	No.	Yds	Avg	TD	Lg	Avg/G
J. Wright	12	56	599	10.7	5	65	49.9
E. Riley	12	40	830	20.8	9	76	69.2
R. Drummer	12	24	196	8.2	2	56	16.3
A. Kelly	12	15	186	12.4	1	28	15.5
C. Harris	12	15	155	10.3	0	31	12.9
R. Boyette	12	14	77	5.5	0	13	6.4
R. Chestnut	5	12	188	15.7	0	30	37.6
B. King	12	10	76	7.6	4	19	6.3
J. Boyle	11	10	42	4.2	0	10	3.8
N. Stefanow	11	8	90	11.2	0	18	8.2
S. Bell	10	4	34	8.5	0	14	3.4
T. Robinson	3	1	9	9.0	0	9	3.0
B. Huffman	8	1	3	3.0	0	3	0.4

SCORING

Player	TD	FG	Kick	Rush	Rcv	Pass	Dxp	Saf	Pts
E. Riley	9	0-0	0-0	0-0	0	0-0	0	0	54
J. Wright	5	0-0	0-0	0-0	0	0-0	0	0	30
B. King	4	0-0	0-0	0-0	0	0-0	0	0	24
N. Maggio	0	2-5	13-13	0-0	0	0-0	0	0	19
R. Boyette	2	0-0	0-0	0-0	0	0-0	0	0	12
R. Drummer	2	0-0	0-0	0-0	0	0-0	0	0	12
T. Lewis	2	0-0	0-0	0-1	0	4-5	0	0	12
J. Surgan	0	1-5	4-6	0-0	0	0-0	0	0	7
Z. Asack	1	0-0	0-0	0-0	0	0-0	0	0	6
J. Boyle	1	0-0	0-0	0-0	0	0-0	0	0	6
A. Kelly	1	0-0	0-0	0-0	0	0-0	0	0	6
J. Marshall	1	0-0	0-0	0-0	0	0-0	0	0	6
L. Wright	1	0-0	0-0	0-0	0	0-0	0	0	6
N. Stefanow	0	0-0	0-0	0-0	2	0-0	0	0	4
TEAM	0	0-0	0-0	0-0	0	0-0	0	2	4
G. Meyers	0	0-1	3-3	0-0	0	0-0	0	0	3
C. Harris	0	0-0	0-0	0-1	1	0-0	0	0	2
T. Robinson	0	0-0	0-0	0-0	1	0-0	0	0	2

PUNTING

Player	No.	Yds	Avg	Lg	TB	FC	i20	50+	Blk
K. Jones	75	2,871	38.3	64	2	18	15	4	1
N. Maggio	3	79	26.3	31	0	0	0	0	0
Z. Asack	1	29	29.0	29	0	0	1	0	0
TEAM	1	0	0.0	0	0	0	0	0	0

KICKOFF RETURNS

Player	No.	Yds	Avg	TD	Lg
J. Marshall	38	933	24.6	1	94
C. Davis	11	211	19.2	0	28
C. Harris	9	148	16.4	0	25
R. Drummer	5	105	21.0	0	25
D. Parker	3	16	5.3	0	16
K. Rucker	2	26	13.0	0	20
T. Robinson	1	17	17.0	0	17
A. Williams	1	6	6.0	0	6

PUNT RETURNS

Player	No.	Yds	Avg	TD	Lg
L. Wright	15	85	5.7	0	26
T. Jackson	1	28	28.0	0	28
C. Davis	1	5	5.0	0	5

INTERCEPTIONS

Player	No.	Yds	Avg	TD	Lg
M. Tauiliili	3	38	12.7	0	24
L. Wright	3	9	3.0	0	9
C. Davis	1	10	10.0	0	10
C. Robinson	1	9	9.0	0	9
M. Jones	1	2	2.0	0	2
J. Marshall	1	0	0.0	0	-
C. Gainey	1	0	0.0	0	-

FIELD GOALS

Player	FGM-A	Pct	1-19	20-29	30-39	40-49	50+	Lg	Blk
J. Surgan	1-5	.200	0-0	1-2	0-0	0-3	0-0	21	0
G. Meyers	0-1	.000	0-0	0-0	0-1	0-0	0-0	0	0
N. Maggio	2-5	.400	0-0	0-0	1-2	1-3	0-0	40	0

TOTAL OFFENSE LEADERS

Player	G	Plays	Rush	Pass	Total	Avg/G
T. Lewis	12	456	-148	2,430	2,282	190.2
R. Boyette	12	104	432	0	432	36.0
J. Boyle	11	75	226	0	226	20.5

ALL PURPOSE YARDAGE LEADERS

Player	G	Rush	Rec	PR	KOR	IR	Total	Avg/G
J. Marshall	12	0	0	0	933	0	933	77.8
E. Riley	12	2	830	0	0	0	832	69.3
J. Wright	12	6	599	0	0	0	605	50.4

TACKLE LEADERS

Player	G	UA	A	Tot	TFL/Yds	Sacks/Yds	PBU
V. Rey	12	49	62	111	8.5-40	2.5-23	

2008

Overall Record: 4-8 ACC: 1-7 (6th/Coastal)

Head Coach: David Cutcliffe

Assistant Coaches: Ron Middleton (Assoc. HC/TE), Mike MacIntyre (DC), Marion Hobby (DC/DE), Kurt Roper (OC/OB), Matt Luke (OC/OL), Scottie Montgomery (WR), Zac Roper (ST/RB), Jim Collins (LB), Derek Jones (DB)

Starting Lineup: **OFFENSE:** QB Thaddeus Lewis, RB Clifford Harris, FB Tielor Robinson, TE Brett Huffman, WR Johnny Williams, WR Eron Riley, LT Cameron Goldberg, LG Kyle Hill, C Bryan Morgan, RG Rob Schirmann, RT Fred Roland; **DEFENSE:** DE Greg Akinbiyi, NG Clifford Respress, DT Vince Oghobaase, DE Ayanga Okpokowuruk, WLB Vincent Rey, MLB Michael Tauiliili, SLB Marcus Jones, CB Leon Wright, S Catron Gayney, S Adrian Aye-Darko, CB Glenn Williams; **SPECIAL TEAMS:** K Nick Maggio, P Kevin Jones, LS Chris Shannon

Captains: Greg Akinbiyi, Re'quan Boyette, Cameron Goldberg, Eron Riley, Vincent Rey, Tielor Robinson, Michael Tauiliili & Glenn Williams | Team MVP: Michael Tauiliili

All-ACC: Thaddeus Lewis², Vince OghobaaseTM, Eron Riley², Michael Tauiliili¹

All-America: Michael Tauiliili² | Academic All-America: –

Freshman All-America: Kyle Hill¹

Miscellaneous Awards: –

A	30	James Madison	H	W	31-7	32,571	1st game for HC David Cutcliffe; Harris 17-95 rushing & 2 TDs; Riley 2 TD receptions; Total offense: Duke 364, JMU 239; Akinbiyi 2 FRs
S	6	Northwestern	H	L	20-24	23,614	NW RB Conteh GW 2-yard TD rush (9:04; 4th); Duke 2 drives inside NW 25 trailing 24-20 (both TO on downs); Total offense: Duke 472, NW 328
S	13	Navy	H	W	41-31	25,082	Lewis 25-35, 317 yards & 3 TDs; Riley 8-137 receiving & 3 TDs; Rey 37-yard FR for TD; Halftime: NAVY, 24-20; Tauiliili & Rey 13 tackles each
S	27	Virginia	H	W	31-3	25,527	Tauiliili 16 tackles, 1 INT & 1 FR; Halftime: 3-3; Lewis 18-32, 160 yards & 2 TDs; Marshall 42-yard INT return for TD; TOs: Duke 2, UVA 6
O	4	Georgia Tech	A	L	0-27	46,104	GT FB Dwyer 23-159 rushing; Halftime: GT, 3-0; Total offense: Duke 132, GT 454; Duke 2-11 3rd down; Tauiliili 11 tackles; Akinbiyi 3.0 TFL
O	18	Miami	H	L	31-49	32,011	MIA QB Harris 5 total TDs (4 pass); MIA 35 straight points to erase 17-14 halftime deficit; Lewis 2 TD passes; Jackson 11-69 rushing
O	25	Vanderbilt	A	W	10-7	38,270	Rwabukamba INT ends VANDY final drive at Duke 1 (:38; 4th); Lewis 21-36, 222 yards & 1 TD; Total offense: Duke 250, VANDY 291; Rey 8 tackles
N	1	Wake Forest	A	L	OT 30-33	32,226	OT: WF K Popham GW 28-yard FG & WF CB Smith INT of Lewis in EZ; Maggio 42-yard FGA wide right (:00; 4th); Lewis 2 TD passes
N	8	N.C. State	H	L	17-27	31,964	NCS QB Wilson 13-25, 218 yards & 2 TDs; NCS CB Neal 94-yard KOR for TD; Halftime: NCS, 24-10; Lewis 37-52, 317 yards & 2 TDs
N	15	Clemson	A	L	7-31	74,272	CLEM RB Spiller 201 all-purpose yards & 2 TDs; Lewis injured in 1st quarter; Asack 10-22, 61 yards & 1 TD; Oghobaase 2.0 QB sacks
N	22	Virginia Tech	A	L	3-14	66,233	VT CB Harris 23-yard INT return for TD only 2nd half points (1:23; 4th); Halftime: VT, 7-3; Total offense: Duke 136, VT 334; TOs: Duke 4, VT 5
N	29	North Carolina	H	L	20-28	30,322	UNC QB Yates 3 TD passes; UNC S Goddard INT of Lewis pass ends Duke final drive at UNC 4 (:15; 4th); Rey 36-yard FR for TD; Tauiliili 20 tackles

	1st	2nd	3rd	4th	OT	Total
Duke	48	60	74	59	0	241
Opponents	78	71	69	60	3	281

TEAM STATISTICS Duke Opponents

SCORING	241	281
Points Per Game	20.1	23.4

FIRST DOWNS	213	212
Rushing	81	85
Passing	118	113
Penalty	14	14

RUSHING YARDAGE	1,274	1,818
Yards gained rushing	1,549	2,105
Yards lost rushing	275	287

Rushing Attempts	419	475
Average Per Rush	3.0	3.8
Average Per Game	106.2	151.5
TDs Rushing	9	16

PASSING YARDAGE	2,372	2,465
Comp-Att-Int	248-410-12	179-315-15
Average Per Pass	5.8	7.8
Average Per Catch	9.6	13.8
Average Per Game	197.7	205.4
TDs Passing	17	17

TOTAL OFFENSE	3,646	4,283
Total Plays	829	790
Average Per Play	4.4	5.4
Average Per Game	303.8	356.9

KICK RETURNS: #-Yards	41-887	47-1,033
PUNT RETURNS: #-Yards	23-127	35-201
INT RETURNS: #-Yards	15-151	12-104
KICK RETURN AVERAGE	21.6	22.0
PUNT RETURN AVERAGE	5.5	5.7
INT RETURN AVERAGE	10.1	8.7
FUMBLES-LOST	23-9	20-11

PENALTIES-Yards	56-526	56-490
Average Per Game	43.8	40.8
PUNTS-Yards	74-2,904	62-2,352
Average Per Punt	39.2	37.9
Net punt average	34.9	34.9

KICKOFFS-Yards	50-3,115	56-3,418
Average Per Kick	62.3	61.0
Net kick average	40.8	41.6
TIME OF POSSESSION/Game	30:21	29:39
3RD-DOWN Conversions	67/183	66/168
3rd-Down Pct	37%	39%
4TH-DOWN Conversions	7/19	5/19
4th-Down Pct	37%	26%

SACKS BY-Yards	27-138	22-142
TOUCHDOWNS SCORED	29	35
FIELD GOALS-ATTEMPTS	13-18	11-15
ON-SIDE KICKS	1-3	0-0
RED-ZONE SCORES	(28-40) 70%	(31-37) 84%
RED-ZONE TOUCHDOWNS	(19-40) 47%	(22-37) 59%
PAT-ATTEMPTS	(28-28) 100%	(34-34) 100%

RUSHING

Player	G	Att	Gain	Loss	Net	Avg	TD	Lg	Avg/G
J. Hollingsworth	12	108	415	16	399	3.7	1	24	33.2
C. Harris	10	98	356	11	345	3.5	3	54	34.5
T. Jackson	11	76	304	45	259	3.4	0	23	23.5
Z. Asack	11	52	216	44	172	3.3	1	19	15.6
T. Lewis	11	69	226	130	96	1.4	2	22	8.7
T. Robinson	12	6	21	1	20	3.3	2	15	1.7
R. Chestnut	10	0	6	0	6	0.0	0	–	0.6
A. Kelly	11	1	5	0	5	5.0	0	5	0.5
J. Williams	11	1	0	3	-3	-3.0	0	–	-0.3
K. Jones	12	1	0	3	-3	-3.0	0	–	-0.2
D. Varner	10	1	0	8	-8	-8.0	0	–	-0.8
TEAM	7	6	0	14	-14	-2.3	0	–	-2.0

PASSING

Player	G	Effic	C-A-I	Pct	Yds	TD	Lg	Avg/G
T. Lewis	11	122.95	224-361-6	.620	2,171	15	52	197.4
Z. Asack	11	65.02	23-48-6	.479	162	2	28	14.7
C. Harris	10	427.60	1-1-0	1.000	39	0	39	3.9
J. Williams	11	0.00	0-0-0	0.0	0	0	0	0.0

RECEIVING

Player	G	No.	Yds	Avg	TD	Lg	Avg/G
E. Riley	12	61	693	11.4	8	52	57.8
J. Williams	11	30	327	10.9	0	31	29.7
J. Hollingsworth	12	25	188	7.5	2	39	15.7
D. Varner	10	21	164	7.8	1	36	16.4
R. Chestnut	10	19	185	9.7	1	23	18.5
T. Robinson	12	16	97	6.1	0	16	8.1
B. Huffman	12	14	171	12.2	1	26	14.2
C. Harris	10	14	127	9.1	3	33	12.7
S. Bell	12	14	93	6.6	0	15	7.8
A. Kelly	11	13	142	10.9	0	20	12.9
T. Jackson	11	12	106	8.8	1	38	9.6
J. Ringfield	12	5	48	9.6	0	16	4.0
D. Parker	11	3	25	8.3	0	14	2.3
R. Wood	11	1	6	6.0	0	6	0.5

SCORING

Player	TD	FG	Kick	Rush	Rcv	Pass	Dxp	Saf	Pts
N. Maggio	0	11-14	28-28	0-0	0	0-0	0	0	61
E. Riley	8	0-0	0-0	0-0	0	0-0	0	0	48
C. Harris	6	0-0	0-0	0-0	0	0-0	0	0	36
J. Hollingsworth	3	0-0	0-0	0-0	0	0-0	0	0	18
T. Lewis	2	0-0	0-0	0-0	0	0-0	0	0	12
V. Rey	2	0-0	0-0	0-0	0	0-0	0	0	12
T. Robinson	2	0-0	0-0	0-0	0	0-0	0	0	12
Z. Asack	1	0-0	0-0	0-0	0	0-1	0	0	6
R. Chestnut	1	0-0	0-0	0-0	0	0-0	0	0	6
B. Huffman	1	0-0	0-0	0-0	0	0-0	0	0	6
T. Jackson	1	0-0	0-0	0-0	0	0-0	0	0	6
J. Marshall	1	0-0	0-0	0-0	0	0-0	0	0	6
J. Surgan	0	2-4	0-0	0-0	0	0-0	0	0	6
D. Varner	1	0-0	0-0	0-0	0	0-0	0	0	6

PUNTING

Player	No.	Yds	Avg	Lg	TB	FC	i20	50+	Bk
K. Jones	71	2,899	40.8	68	6	10	27	10	0
TEAM	2	-22	-11.0	0	0	0	0	0	1
N. Maggio	1	27	27.0	27	0	0	1	0	0

KICKOFF RETURNS

Player	No.	Yds	Avg	TD	Lg
J. Marshall	31	744	24.0	0	38
J. Hollingsworth	6	94	15.7	0	19
R. McFadyen	1	20	20.0	0	20
T. Jackson	1	15	15.0	0	15
D. Thornton	1	9	9.0	0	9
T. Robinson	1	5	5.0	0	5

PUNT RETURNS

Player	No.	Yds	Avg	TD	Lg
L. Wright	8	30	3.8	0	23
L. Butler	7	53	7.6	0	18
D. Varner	4	25	6.2	0	15
R. Wood	3	8	2.7	0	8
C. Robinson	1	11	11.0	0	11

INTERCEPTIONS

Player	No.	Yds	Avg	TD	Lg
M. Tauiliili	4	15	3.8	0	14
A. Aye-Darko	3	14	4.7	0	14
J. Marshall	2	109	54.5	1	67
M. Daniels	1	9	9.0	0	9
V. Rey	1	2	2.0	0	2
G. Williams	1	2	2.0	0	2
C. Gainey	1	0	0.0	0	–
C. Rwabukamba	1	0	0.0	0	–
L. Wright	1	0	0.0	0	–

FIELD GOALS

Player	FGM-A	Pct	1-9	20-29	30-39	40-49	50+	Lg	Bk
N. Maggio	11-14	.786	0-0	6-6	2-3	3-5	0-0	46	0
J. Surgan	2-4	.500	0-0	0-0	0-0	0-0	2-4	55	0

TOTAL OFFENSE LEADERS

Player	G	Plays	Rush	Pass	Total	Avg/G
T. Lewis	11	430	96	2171	2,267	206.1
J. Hollingsworth	12	108	399	0	399	33.2
C. Harris	10	99	345	39	384	38.4

ALL PURPOSE YARDAGE LEADERS

Player	G	Rush	Rec	PR	KOR	IR	Total	Avg/G
J. Marshall	12	0						

2009

Overall Record: 5-7 ACC: 3-5 (5th/Coastal)

Head Coach: David Cutcliffe

Assistant Coaches: Ron Middleton (Assoc. HC/ST/TE), Mike MacIntyre (DC), Marion Hobby (DC/DL), Kurt Roper (OC/OB), Matt Luke (OC/OL), Scottie Montgomery (WR), Zac Roper (ST/RB), Jim Collins (LB), Derek Jones (DB)

Starting Lineup: **OFFENSE:** QB Thaddeus Lewis, RB Desmond Scott, TE Brett Huffman, WR Austin Kelly, WR Conner Vernon, WR Donovan Varner, LT Kyle Hill, LG Mitchell Lederman, C Bryan Morgan, RG Brian Moore, RT Jarrod Holt; **DEFENSE:** DE Patrick Egboh, NG Charlie Hatcher, DT Vince Oghobaase, DE Ayanga Okpokowuruk, SLB Abraham Kromah, MLB Vincent Rey, WLB Damian Thornton, CB Chris Rwabukamba, CB Leon Wright, RS Matt Daniels, LS Catron Gainey; **SPECIAL TEAMS:** K Will Snyderwine, P Kevin Jones, LS Jackson Anderson

Captains: Thaddeus Lewis & Vincent Rey | Team MVP: Thaddeus Lewis

All-ACC: Thaddeus Lewis², Vince OghobaaseTM, Vincent Rey², Will Snyderwine², Donovan Varner¹, Leon WrightTM

All-America: Vince Oghobaase³ | Academic All-America: –

Freshman All-America: Conner Vernon¹

Miscellaneous Awards: AFCA National Assistant Coach of the Year (Mike MacIntyre)

S	Opponent	H	L	Score	Stats
5	Richmond	H	L	16-24	33,311 Rushing yards: Duke 19, RICH 125; Lewis 34-55, 350 yards & 1 TD; Halftime: RICH, 14-9; Rey 14 tackles; Zero combined TOS
5	12 Army	A	W	35-19	25,698 Renfree 7-8, 106 yards & 2 TDs off bench in collegiate debut; Wright INT returns for TDs (51 & 33) on consecutive snaps (4th); Halftime: ARMY, 10-7
5	19 Kansas (-/22)	A	L	16-44	50,101 KAN QB Reusing 28-41, 338 yards & 3 TDs; KAN 27 straight points to erase 7-0 deficit; Total offense: Duke 394, KAN 490; Lewis 1 TD rush
5	26 N.C. Central	H	W	49-14	26,390 Scott 16-100 rushing & 1 TD; Lewis 3 total TDs (2 pass); Rey 16-yard FR for TD; Total offense: Duke 487, NCCU 181; Duke 35:13 TOP
0	3 Virginia Tech (-/6)	H	L	26-34	26,211 VT QB Taylor 17-22, 327 yards & 2 TDs; Duke failed onside kick after Kelly 4-yard TD pass from Lewis (:25; 4th); Lewis 22-40, 359 yards & 2 TDs
0	10 N.C. State	A	W	49-28	56,452 Lewis 40-50, 459 yards & 6 total TDs (5 pass); Varner 7-154 receiving; Halftime: 21-21; Total offense: Duke 502, NCS 338; Duke 40:24 TOP
0	24 Maryland	H	W	17-13	24,650 Duke defense 2 TDs in final 5 minutes; Lewis 30-43, 371 yards & 2 TDs; Halftime: Duke, 10-6; Varner 8-120 receiving; Daniels 9 tackles
0	31 Virginia	A	W	28-17	41,713 Vernon GW 42-yard TD pass from Lewis (3:45; 4th); Hatcher 7-yard FR for TD (3:22; 4th); Total offense: Duke 424, UVA 196; Rey 10 tackles
N	7 North Carolina	A	L	6-19	59,750 UNC RB Houston 37-164 rushing; UNC K Barth 4 FGs; Total offense: Duke 125, UNC 311; Rushing yards: Duke 12, UNC 192; Gainey 12 tackles
N	14 Georgia Tech (-/7)	H	L	10-49	25,899 GT 49 straight points to erase 10-0 1st quarter deficit; GT RB Dwyer 14-110 rushing & 2 TDs; Rushing yards: Duke 25, GT 306
N	21 Miami (-/20)	A	L	16-34	38,200 MIA 24 straight points to erase 16-10 deficit; Lewis 20-37, 303 yards & 1 TD; Varner 8-165 receiving & 1 TD; Total offense: Duke 358, MIA 496
N	28 Wake Forest	H	L	34-45	21,420 WF QB Skinner 372 passing yards; WF 519 total yards; Lewis 28-48, 387 yards & 3 TDs; Varner 11-174 receiving & 2 TDs; Rey 11 tackles

	1st	2nd	3rd	4th	OT	Total
Duke	94	53	54	101	–	302
Opponents	79	91	78	92	–	340

TEAM STATISTICS

	Duke	Opponents
SCORING	302	340
Points Per Game	25.2	28.3
FIRST DOWNS	229	225
Rushing	58	109
Passing	155	106
Penalty	16	10
RUSHING YARDAGE	762	1,834
Yards gained rushing	1,085	2,103
Yards lost rushing	323	269
Rushing Attempts	339	458
Average Per Rush	2.2	4.0
Average Per Game	63.5	152.8
TDs Rushing	6	18
PASSING YARDAGE	3,660	2,589
Comp-Att-Int	308-501-10	197-341-8
Average Per Pass	7.3	7.6
Average Per Catch	11.9	13.1
Average Per Game	305.0	215.8
TDs Passing	24	18
TOTAL OFFENSE	4,422	4,423
Total Plays	840	799
Average Per Play	5.3	5.5
Average Per Game	368.5	368.6
KICK RETURNS: #-Yards	62-1375	56-1246
PUNT RETURNS: #-Yards	19-117	31-243
INT RETURNS: #-Yards	8-162	10-312
KICK RETURN AVERAGE	22.2	22.2
PUNT RETURN AVERAGE	6.2	7.8
INT RETURN AVERAGE	20.2	31.2
FUMBLES-LOST	14-6	22-10
PENALTIES-Yards	59-530	63-626
Average Per Game	44.2	52.2
PUNTS-Yards	61-2,347	54-2,121
Average Per Punt	38.5	39.3
Net punt average	32.9	34.9
KICKOFFS-Yards	65-3,811	70-4,367
Average Per Kick	58.6	62.4
Net kick average	38.2	41.0
TIME OF POSSESSION/Game	29:35	30:25
3RD-DOWN Conversions	68/183	77/171
3rd-Down Pct	37%	45%
4TH-DOWN Conversions	11/20	5/15
4th-Down Pct	55%	33%
SACKS BY-Yards	19-107	28-200
TOUCHDOWNS SCORED	35	42
FIELD GOALS-ATTEMPTS	19-24	16-18
ON-SIDE KICKS	0-0	0-0
RED-ZONE SCORES	(32-39) 82%	(35-43) 81%
RED-ZONE TOUCHDOWNS	(18-39) 46%	(26-43) 60%
PAT-ATTEMPTS	(33-33) 100%	(40-41) 98%

RUSHING

Player	G	Att	Gain	Loss	Net	Avg	TD	Lg	Avg/G
D. Scott	9	70	285	23	262	3.7	1	23	29.1
J. Hollingsworth	11	54	179	0	179	3.3	0	10	16.3
P. Kurunwune	11	34	154	5	149	4.4	1	26	13.5
R. Boyette	9	63	160	30	130	2.1	0	17	14.4
T. Lewis	12	86	245	197	48	0.6	4	21	4.0
C. Jones	5	7	32	0	32	4.6	0	11	6.4
B. King	12	3	8	0	8	2.7	0	5	0.7
B. Moore	12	0	5	0	5	0.0	0	0	0.4
J. Williams	11	1	1	0	1	1.0	0	1	0.1
S. Renfree	6	6	16	28	-12	-2.0	0	9	-2.0
TEAM	10	15	0	40	-40	-2.7	0	0	-4.0

PASSING

Player	G	Effic	C-A-I	Pct	Yds	TD	Lg	Avg/G
T. Lewis	12	134.46	274-449-8	61.0	3,330	20	74	277.5
Sean Renfree	5	141.84	34-50-2	68.0	330	4	31	66.0
TEAM	10	0.00	0+1-0	0.0	0	0	0	0.0
Austin Kelly	12	0.00	0+1-0	0.0	0	0	0	0.0

RECEIVING

Player	G	No.	Yds	Avg	TD	Lg	Avg/G
D. Varner	12	65	1,047	16.1	8	64	87.2
C. Vernon	11	55	746	13.6	3	74	67.8
A. Kelly	12	54	625	11.6	4	66	52.1
J. Williams	11	31	385	12.4	1	54	35.0
B. Huffman	12	18	167	9.3	3	25	13.9
D. Scott	9	18	147	8.2	0	26	16.3
R. Boyette	9	17	154	9.1	2	22	17.1
J. Hollingsworth	11	17	87	5.1	0	20	7.9
B. King	12	9	162	18.0	1	48	13.5
T. Watkins	4	7	48	6.9	0	20	12.0
D. Parker	12	6	42	7.0	2	16	3.5
S. Bell	12	5	27	5.4	0	13	2.2
J. Trezvant	11	3	15	5.0	0	8	1.4
P. Kurunwune	11	3	8	2.7	0	7	0.7

SCORING

Player	TD	FG	Kick	Rush	Rcv	Pass	Dxp	Saf	Pts
W. Snyderwine	0	17-20	24-24	0-0	0	0-0	0	0	75
D. Varner	8	0-0	0-0	0-0	0	0-0	0	0	48
T. Lewis	4	0-0	0-0	0-0	0	0-2	0	0	24
A. Kelly	4	0-0	0-0	0-0	0	0-0	0	0	24
B. Huffman	3	0-0	0-0	0-0	0	0-0	0	0	18
C. Vernon	3	0-0	0-0	0-0	0	0-0	0	0	18
N. Maggio	0	2-4	9-9	0-0	0	0-0	0	0	15
R. Boyette	2	0-0	0-0	0-0	0	0-0	0	0	12
L. Wright	2	0-0	0-0	0-0	0	0-0	0	0	12
D. Parker	2	0-0	0-0	0-0	0	0-0	0	0	12
A. Banks	1	0-0	0-0	0-0	0	0-0	0	0	6
B. King	1	0-0	0-0	0-0	0	0-0	0	0	6
J. Williams	1	0-0	0-0	0-0	0	0-0	0	0	6
D. Scott	1	0-0	0-0	0-0	0	0-0	0	0	6
P. Kurunwune	1	0-0	0-0	0-0	0	0-0	0	0	6
C. Hatcher	1	0-0	0-0	0-0	0	0-0	0	0	6
V. Rey	1	0-0	0-0	0-0	0	0-0	0	0	6
TEAM	0	0-0	0-0	0-0	0	0-0	0	1	2
C. Rwabukamba	0	0-0	0-0	0-0	0	0-0	0	0	0

PUNTING

Player	No.	Yds	Avg	Lg	TB	FC	i20	50+	Blk
K. Jones	54	2,120	39.3	59	5	11	14	3	1
A. King	6	227	37.8	49	0	1	2	0	0
TEAM	1	0	0.0	0	0	0	0	0	0

KICKOFF RETURNS

Player	No.	Yds	Avg	TD	Lg
J. Williams	20	413	20.6	0	38
D. Scott	18	452	25.1	0	68
C. Vernon	12	295	24.6	0	55
R. Boyette	5	102	20.4	0	25
J. Hollingsworth	2	37	18.5	0	20
P. Kurunwune	2	23	11.5	0	20
L. Wright	1	20	20.0	0	20
E. Reks	1	10	10.0	0	10

PUNT RETURNS

Player	No.	Yds	Avg	TD	Lg
J. Williams	13	108	8.3	0	48
L. Wright	4	11	2.8	0	9
J. Byas	1	6	6.0	0	1
W. Canty	1	-8	-8.0	0	-

INTERCEPTIONS

Player	No.	Yds	Avg	TD	Lg
L. Wright	5	146	29.2	2	51
V. Rey	2	16	8.0	0	9
L. Butler	1	0	0.0	0	-

FIELD GOALS

Player	FGM-A	Pct	1-19	20-29	30-39	40-49	50+	Lg	Blk
N. Maggio	2-4	.500	0-0	2-2	0-2	0-0	0-0	26	0
W. Snyderwine	17-20	85.0	0-0	5-6	6-7	5-5	1-2	51	1

TOTAL OFFENSE LEADERS

Player	G	Plays	Rush	Pass	Total	Avg/G
T. Lewis	12	535	48	3330	3,378	281.5
S. Renfree	5	56	-12	330	318	63.6
D. Scott	9	70	262	0	262	29.1

ALL PURPOSE YARDAGE LEADERS

Player	G	Rush	Rec	PR	KOR	IR	Total	Avg/G
D. Varner	12	0	1,047	0	0	0	1,047	87.2
C. Vernon	11	0	746	0	295	0	1,041	94.6
J. Williams	11	1	385	108	413	0	907	82.5

TACKLE LEADERS

Player	G	UA	A
--------	---	----	---

2010

Overall Record: 3-9 ACC: 1-7 (t5th/Coastal)

Head Coach: David Cutcliffe

Assistant Coaches: Scottie Montgomery (Assoc. HC/WR), Kurt Roper (Asst. HC/OC/OB), John Latina (Asst. HC/OL), Jim Knowles (DC), Jim Collins (Asst. DC/LB), Zac Roper (ST/TE), Re'quan Boyette (RB), Rick Petri (DL)

Starting Lineup: **OFFENSE:** QB Sean Renfree, RB Desmond Scott, TE Brandon King, WR Conner Vernon, WR Donovan Varner, WR Austin Kelly, LT Kyle Hill, LG Dave Harding, C Bryan Morgan, RG Brian Moore, RT Perry Simmons; **DEFENSE:** DE Patrick Egboh, NG Charlie Hatcher, DT Sydney Sarmiento, DE Wesley Oglesby, MLB Abraham Kromah, WLB Kelby Brown, CB Chris Rwabukamba, S Ross Cockrell, S Matt Daniels, CB Lee Butler, S Jordan Byas; **SPECIAL TEAMS:** K Will Snyderwine, P Alex King, LS Jackson Anderson

Captains: Abraham Kromah, Bryan Morgan & Chris Rwabukamba | **Team MVP:** Sean Renfree

All-ACC: Cooper HelfetTM, Abraham KromahTM, Will Snyderwine¹, Conner Vernon¹

All-America: Will Snyderwine¹ | Academic All-America: -

Freshman All-America: Kelby Brown², Ross Cockrell³, Dave Harding³, Sydney Sarmiento³, Perry SimmonsTM

Miscellaneous Awards: -

S 4	Elon	H	W	41-27	33,941	Renfree 31-39, 350 yards & 2 TDs; Vernon 10-129 receiving; Total offense: Duke 542, ELON 406; Duke 32 1st downs & 36:05 TOP
S 11	Wake Forest	A	L	48-54	31,673	WF QB Price 3 TD passes; Renfree 28-44, 358 yards & 4 TDs; Vernon 8-181 receiving & 2 TDs; Total offense: Duke 487, WF 500; Duke 4 TDs
S 18	Alabama (-/1)	H	L	13-62	39,042	ALA RB Ingram 9-151 rushing & 2 TDs; ALA 28 points in 1st quarter; Largest home crowd at Duke since 1994; Snead 14-83 rushing
S 25	Army West Point	H	L	21-35	28,289	ARMY QB Steelman 4-6, 85 yards & 2 TDs; ARMY led 35-7 after 3 quarters; Army 28 points off 4 Duke TDs; Vernon 8-129 receiving & 1 TD
O 2	Maryland	A	L	16-21	39,106	MD WR Logan 84-yard PR for TD; Duke 3 FGs on 4 1st half possessions; Renfree 28-56, 351 yards & 1 TD; Kromah 15 tackles
O 16	Miami	H	L	13-28	25,911	MIA RB Berry 25-111 rushing & 1 TD; Total offense: Duke 292, Miami 448; MIA defense 5 INTs & 2 FRs; Kromah & Daniels 12 tackles each
O 23	Virginia Tech (-/23)	A	L	7-44	66,233	VT QB Taylor 13-17, 280 yards & 3 TDs; Halftime: VT, 27-0; Total offense: Duke 208, VT 491; Kromah 12 tackles & 1.0 QB sack
O 30	Navy	A	W	34-31	34,117	Renfree 28-30, 314 yards & 1 TD + 2 rushing TDs (Duke single-game pass completion pct. record [.933]); Halftime: Duke, 24-0; Duke 36:57 TOP
N 6	Virginia	H	W	55-48	22,741	Scott GW 35-yard TD run (0:40; 4th); Total offense: Duke 489, UVA 643; Renfree 3 total TDs (2 rush); Canty 12 tackles & 1 INT
N 13	Boston College	H	L	16-21	21,420	BC DE Holloway PBU of Renfree pass ends Duke final drive at BC 4 (0:46; 4th); Campbell 95-yard FR for TD; BC LB Kuechley 21 tackles
N 20	Georgia Tech	A	L	20-30	42,110	GT CB Butler 85-yard INT return for TD; Halftime: Duke, 13-6; GT 17 points in 3rd quarter; Renfree 30-41, 334 yards & 1 TD; GT 62-320 rushing
N 27	North Carolina	H	L	19-24	30,904	UNC QB Yates 28-35, 264 yards & 1 TD; Renfree 24-39, 242 yards & 1 TD; Total offense: Duke 275, UNC 519; Kromah 20 tackles

	1st	2nd	3rd	4th	OT	Total
Duke	81	87	40	95	-	303
Opponents	83	123	120	99	-	425

TEAM STATISTICS	Duke	Opponents
SCORING	303	425
Points Per Game	25.2	35.4
FIRST DOWNS	239	261
Rushing	73	130
Passing	153	116
Penalty	13	15
RUSHING YARDAGE	1,320	2,499
Yards gained rushing	1,611	2,699
Yards lost rushing	291	200
Rushing Attempts	383	519
Average Per Rush	3.4	4.8
Average Per Game	110.0	208.2
TDs Rushing	19	26
PASSING YARDAGE	3,256	2,902
Comp-Att-Int	295-489-19	180-329-8
Average Per Pass	6.7	8.8
Average Per Catch	11.0	16.1
Average Per Game	271.3	241.8
TDs Passing	14	25
TOTAL OFFENSE	4,576	5,401
Total Plays	872	848
Average Per Play	5.2	6.4
Average Per Game	381.3	450.1
KICK RETURNS: #-Yards	68-1,419	48-946
PUNT RETURNS: #-Yards	23-188	20-288
INT RETURNS: #-Yards	8-63	19-278
KICK RETURN AVERAGE	20.9	19.7
PUNT RETURN AVERAGE	8.2	14.4
INT RETURN AVERAGE	7.9	14.6
FUMBLES-LOST	22-9	23-9
PENALTIES-Yards	55-487	80-662
Average Per Game	40.6	55.2
PUNTS-Yards	57-2,326	48-1,904
Average Per Punt	40.8	39.7
Net punt average	33.6	34.5
KICKOFFS-Yards	60-3,883	77-4,872
Average Per Kick	64.7	63.3
Net kick average	45.3	42.5
TIME OF POSSESSION/Game	29:06	30:54
3RD-DOWN Conversions	73/183	68/163
3rd-Down Pct	40%	42%
4TH-DOWN Conversions	9/19	13/20
4th-Down Pct	47%	65%
SACKS BY-Yards	12-78	25-166
TOUCHDOWNS SCORED	34	56
FIELD GOALS-ATTEMPTS	21-24	11-14
ON-SIDE KICKS	4-6	0-2
RED-ZONE SCORES	(38-43) 88%	(44-52) 85%
RED-ZONE TOUCHDOWNS	(22-43) 51%	(38-52) 73%
PAT-ATTEMPTS	(32-32) 100%	(50-50) 100%

RUSHING

Player	G	Att	Gain	Loss	Net	Avg	TD	Lg	Avg/G
D. Scott	12	120	549	19	530	4.4	3	63	44.2
B. Connette	12	78	370	49	321	4.1	8	48	26.8
J. Snead	10	45	222	1	221	4.9	1	27	22.1
J. Hollingsworth	12	45	184	9	175	3.9	2	22	14.6
J. Thompson	11	25	88	1	87	3.5	0	15	7.9
C. Vernon	12	5	40	0	40	8.0	0	14	3.3
A. King	11	1	16	0	16	16.0	0	16	1.5
P. Kurunwune	10	3	9	0	9	3.0	0	4	0.9
D. Varner	12	6	14	12	2	0.3	1	9	0.2
TEAM	6	4	0	34	-34	-8.5	0	0	-5.7
S. Renfree	12	51	119	166	-47	-0.9	4	37	-3.9

PASSING

Player	G	Effic	C-A-I	Pc	Yds	TD	Lg	Avg/G
S. Renfree	12	120.73	285-464-17	.614	3,131	14	70	260.9
B. Connette	12	75.00	10-22-2	.455	125	0	40	10.4
A. King	11	0.00	0-1-0	0.0	0	0	0	0.0
TEAM	6	0.00	0-1-0	0.0	0	0	0	0.0
C. Vernon	12	0.00	0-1-0	0.0	0	0	0	0.0

RECEIVING

Player	G	No.	Yds	Avg	TD	Lg	Avg/G
C. Vernon	12	73	973	13.3	4	70	81.1
D. Varner	12	60	736	12.3	1	39	61.3
A. Kelly	11	47	486	10.3	4	37	44.2
C. Helfet	11	34	380	11.2	2	40	34.5
D. Scott	12	34	266	7.8	0	31	22.2
B. Braxton	12	14	180	12.9	1	36	15.0
J. Trezvant	12	7	65	9.3	0	25	5.4
T. Watkins	12	7	34	4.9	0	11	2.8
B. King	11	7	34	4.9	2	11	3.1
J. Hollingsworth	12	5	29	5.8	0	13	2.4
J. Thompson	11	3	41	13.7	0	21	3.7
B. Huffman	4	3	22	7.3	0	9	5.5
T. Foster	12	1	10	10.0	0	10	0.8

SCORING

Player	TD	FG	Kick	Rush	Rcv	Pass	Dxp	Saf	Pts
W. Snyderwine	0	21-24	32-32	0-0	0	0-0	0	0	95
B. Connette	8	0-0	0-0	1-2	0	0-0	0	0	50
C. Vernon	4	0-0	0-0	0-0	0	0-0	0	0	24
A. Kelly	4	0-0	0-0	0-0	0	0-0	0	0	24
S. Renfree	4	0-0	0-0	0-0	0	0-0	0	0	24
D. Scott	3	0-0	0-0	0-0	0	0-0	0	0	18
D. Varner	2	0-0	0-0	0-0	0	0-0	0	0	12
C. Helfet	2	0-0	0-0	0-0	0	0-0	0	0	12
J. Hollingsworth	2	0-0	0-0	0-0	0	0-0	0	0	12
B. King	2	0-0	0-0	0-0	0	0-0	0	0	12
J. Snead	1	0-0	0-0	0-0	0	0-0	0	0	6
B. Braxton	1	0-0	0-0	0-0	0	0-0	0	0	6
A. Campbell	1	0-0	0-0	0-0	0	0-0	0	0	6
C. Hatcher	0	0-0	0-0	0-0	0	0-0	0	1	2

PUNTING

Player	No.	Yds	Avg	Lg	TB	FC	i20	50+	Blk
A. King	55	2262	41.1	64	6	7	21	10	0
K. Jones	2	64	32.0	35	0	0	0	0	0

KICKOFF RETURNS

Player	No.	Yds	Avg	TD	Lg
J. Snead	22	483	22.0	0	36
D. Scott	15	287	19.1	0	36
J. Thompson	15	326	21.7	0	33
P. Kurunwune	7	140	20.0	0	36
C. Vernon	6	143	23.8	0	32
K. Anunike	1	10	10.0	0	10
L. Butler	1	20	20.0	0	20
C. Helfet	1	10	10.0	0	10

PUNT RETURNS

Player	No.	Yds	Avg	TD	Lg
L. Butler	21	181	8.6	0	33
J. Williams	2	7	3.5	0	7

INTERCEPTIONS

Player	No.	Yds	Avg	TD	Lg
R. Cockrell	3	15	5.0	0	15
L. Butler	1	0	0.0	0	0
M. Daniels	1	0	0.0	0	0
C. Rwabukamba	1	28	28.0	0	28
W. Canty	1	20	20.0	0	20
A. Kromah	1	0	0.0	0	0

FIELD GOALS

Player	FGM-A	Pct	1-19	20-29	30-39	40-49	50+	Lg	Blk
W. Snyderwine	21-24	.875	0-0	8-8	5-6	7-8	1-2	52	0

TOTAL OFFENSE LEADERS

Player	G	Plays	Rush	Pass	Total	Avg/G
S. Renfree	12	515	-47	3,131	3,084	257.0
D. Scott	12	120	530	0	530	44.2
B. Connette	12	100	321	125	446	37.2

ALL PURPOSE YARDAGE LEADERS

Player	G	Rush	Rec	PR	KOR	IR	Total	Avg/G
C. Vernon	12	40	973	0	143	0	1,156	96.3
D. Scott	12	530	266	0	287	0	1,083	90.2
D. Varner	12	2	736	0	0	0	738	61.5

TACKLE LEADERS

Player	G	UA	A	Tot	TFL/Yds	Sacks/Yds	PBU
A. Kromah	12	47	82	129	9.5-29	1.0-7	1
M. Daniels	12	46	47	93	6.0-12	0.0-0	7
W. Canty	12	24	39	63	1.0-3	0.0-0	1
Kel. Brown	9	20	43	63	5.5-17	1.5-12	0
P. Egboh	12	22	40	62	6.5-36	4.5-33	2
R. Cockrell	12	37	23	60	0.0-0	0.0-0	7
L. Butler	12	32	26	58	0.0-0	0.0-0	

2011

Overall Record: 3-9 ACC: 1-7 (6th/Coastal)

Head Coach: David Cutcliffe

Assistant Coaches: Ron Middleton (Assoc. HC/TE), Jim Knowles (DC), Kurt Roper (OC/OB), Matt Luke (Run Game/OL), Jim Collins (Asst. DC/LB), Matt Lubick (WR), Zac Roper (RB), Derek Jones (DB), Rick Petri (DL)

Starting Lineup: OFFENSE: QB Sean Renfree, RB Juwan Thompson, TE Cooper Helfet, WR Conner Vernon, WR Donovan Varner, WR Brandon Braxton, LT Kyle Hill, LG John Coleman, C Dave Harding, RG Laken Tomlinson, RT Perry Simmons; **DEFENSE:** DE Jordan DeWalt-Ondijo, NG Charlie Hatcher, DT Sydney Sarmiento, DE Justin Foxx, MLB Kelby Brown, WLB Austin Gamble, CB Ross Cockrell, CB Johnny Williams, S Matt Daniels, S Walt Canty, S Jordan Byas; **SPECIAL TEAMS:** K Will Snyderwine, P Alex King, LS Jackson Anderson

Captains: Matt Daniels, Charlie Hatcher, Kyle Hill, Sean Renfree | **Team MVP:** Matt Daniels

All-ACC: Matt Daniels, Cooper Helfet™, Alex King, Conner Vernon

All-America: Matt Daniels | **Academic All-America:** –

Freshman All-America: Laken Tomlinson

Miscellaneous Awards: ACC Postgraduate Scholarship (Matt Daniels)

	S	3	Richmond	H	L	21-23	32,741
S 10	Stanford (-/6)	H	L	14-44	24,785		
S 17	Boston College	A	W	20-19	35,812		
S 24	Tulane	H	W	48-27	20,138		
O 1	FIU	A	W	31-27	22,682		
O 15	Florida State	H	L	16-41	24,687		
O 22	Wake Forest	H	L	23-24	22,258		
O 29	Virginia Tech (-/15)	H	L	10-14	27,392		
N 5	Miami	A	L	14-49	62,053		
N 12	Virginia	A	L	21-31	45,733		
N 19	Georgia Tech	H	L	31-38	18,747		
N 26	North Carolina	A	L	21-37	58,500		

RICH RB Turner GW 1-yard TD rush (10:12; 4th); Duke 2 missed FGAs in 4th qtr.; Total offense: RICH 288, Duke 379; Scott 11-80 rushing & 1 TD
 STAN QB Luck 20-28, 290 yards & 4 TDs; Butler 76-yard INT return for TD; Total offense: Duke 335, STAN 504; Daniels 13 tackles
 Renfree GW 1-yard TD rush (9:57; 4th); BC K Freeze 23-yard FGA off left upright (0:43; 4th); Renfree 41-53, 368 yards & 2 TDs + 1 TD rush
 Renfree 3 TDs (2 rush); Vernon 6-96 receiving; Duke led 45-13 after 3 quarters; Total yards: Duke 484, TUL 318; Duke 36:12 TOP
 Thompson GW 9-yard TD rush (6:52; 4th) after DeWalt-Ondijo sack & CF; FIU TO on downs at Duke 12 (2:29; 4th); Renfree 28-43, 335 yards & 2 TDs
 FSU QB Manuel 301 total yards & 4 TDs (2 pass); FSU Freeman 19-109 rush & 1 TD; Total offense: Duke 289, FSU 481; Daniels 14 tackles
 WF WR Givens GW 65-yard TD pass from QB Price (6:52; 4th); Halftime: WF, 17-3; Total offense: WF 305, Duke 372; Boone 2 TD rushes
 VT RB Wilson 23-148 rushing; Daniels 13 tackles & 2 INTs; Scott 10-72 rushing & 1 TD; Total offense: VT 433, Duke 326; Duke 1-4 FGA
 MIA QB Harris 14-20, 202 yards & 3 TDs; MIA RB Miller 20-147 rushing & 2 TDs; MIA 5 TDs on first 5 drives; Daniels 11 tackles
 UVA QB Rocco 3 TD passes; Renfree 21-38, 303 yards & 1 TD; Total offense: Duke 337, UVA 356; Varner 7-132 receiving; Canty 15 tackles
 GT QB Washington 17-136 rushing & 1 TD; Renfree 26-42, 250 yards & 4 TDs; Total offense: Duke 351, GT 549; Vernon 9-92 receiving
 UNC WR Jones 10-101 receiving & 3 TDs; UNC RB Bernard 30-165 rushing & 1 TD; Total offense: Duke 331, UNC 508; Daniels 18 tackles

	1st	2nd	3rd	4th	OT	Total
Duke	55	83	65	67	-	270
Opponents	111	110	70	83	-	374

TEAM STATISTICS	Duke	Opponents
SCORING	270	374
Points Per Game	22.5	31.2
FIRST DOWNS	235	242
Rushing	67	112
Passing	144	118
Penalty	24	12
RUSHING YARDAGE	1,129	2,168
Yards gained rushing	1,386	2,376
Yards lost rushing	257	208
Rushing Attempts	365	441
Average Per Rush	3.1	4.9
Average Per Game	94.1	180.7
TDs Rushing	19	22
PASSING YARDAGE	3,266	2,937
Comp-Att-Int	315-493-12	194-338-6
Average Per Pass	6.6	8.7
Average Per Catch	10.4	15.1
Average Per Game	272.2	244.8
TDs Passing	15	23
TOTAL OFFENSE	4,395	5,105
Total Plays	858	779
Average Per Play	5.1	6.6
Average Per Game	366.2	425.4
KICK RETURNS: #-Yards	63-1,286	44-789
PUNT RETURNS: #-Yards	25-226	19-138
INT RETURNS: #-Yards	6-158	12-139
KICK RETURN AVERAGE	20.4	17.9
PUNT RETURN AVERAGE	9.0	7.3
INT RETURN AVERAGE	26.3	11.6
FUMBLES-LOST	15-9	16-5
PENALTIES-Yards	56-467	68-644
Average Per Game	38.9	53.7
PUNTS-Yards	51-2,104	56-2,324
Average Per Punt	41.3	41.5
Net punt average	37.0	35.7
KICKOFFS-Yards	51-3,281	73-4,611
Average Per Kick	64.3	63.2
Net kick average	46.5	44.2
TIME OF POSSESSION/Game	30:57	29:03
3RD-DOWN Conversions	74/189	64/149
3rd-Down Pct	39%	43%
4TH-DOWN Conversions	22/36	6/9
4th-Down Pct	61%	67%
SACKS BY-Yards	17-101	19-142
TOUCHDOWNS SCORED	35	47
FIELD GOALS-ATTEMPTS	9-20	16-18
ON-SIDE KICKS	3-5	0-0
RED-ZONE SCORES	(34-47) 72%	(44-50) 88%
RED-ZONE TOUCHDOWNS	(26-47) 55%	(34-50) 68%
PAT-ATTEMPTS	(33-33) 100%	(44-47) 94%

RUSHING

Player	G	Att	Gain	Loss	Net	Avg	TD	Lg	Avg/G
J. Thompson	12	110	472	15	457	4.2	7	27	38.1
D. Scott	9	72	383	16	367	5.1	2	47	40.8
A. Boone	10	44	136	7	129	2.9	4	12	12.9
J. Hollingsworth	12	27	114	7	107	4.0	1	17	8.9
D. Varner	12	5	57	0	57	11.4	0	39	4.8
P. Kurunwune	12	22	62	6	56	2.5	0	8	4.7
J. Crowder	12	8	45	3	42	5.2	0	16	3.5
G. DeLuca	2	1	1	0	1	1.0	0	1	0.5
C. Vernon	12	3	1	1	0	0.0	0	1	0.0
B. Connette	2	8	6	20	-14	-1.8	1	6	-7.0
TEAM	7	7	0	15	-15	-2.1	0	0	-2.1
S. Renfree	12	58	109	167	-58	-1.0	4	8	-4.8

PASSING

Player	G	Effic	C-A-I	Pct	Yds	TD	Lg	Avg/G
S. Renfree	12	126.51	282-434-11	.650	2,891	14	70	240.9
A. Boone	10	106.29	30-53-1	.566	298	1	38	29.8
B. Connette	2	197.00	1-2-0	.500	35	0	35	17.5
J. Crowder	12	138.20	1-2-0	.500	21	0	21	1.8
TEAM	7	0.00	0-1-0	.000	0	0	0	0.0
A. King	12	276.40	1-1-0	1.000	21	0	21	1.8

RECEIVING

Player	G	No.	Yds	Avg	TD	Lg	Avg/G
C. Vernon	12	70	956	13.7	6	53	79.7
D. Varner	12	61	713	11.7	3	64	59.4
C. Helfet	12	43	395	9.2	4	28	32.9
B. Braxton	12	40	352	8.8	0	41	29.3
D. Scott	9	25	135	5.4	0	17	15.0
J. Thompson	12	22	182	8.3	1	70	15.2
J. Crowder	12	14	163	11.6	1	45	13.6
J. Hollingsworth	12	13	125	9.6	0	38	10.4
T. Watkins	11	10	70	7.0	0	13	6.4
B. Deaver	12	8	107	13.4	0	41	8.9
B. Holliday	10	3	30	10.0	0	11	3.0
D. Parker	12	3	19	6.3	0	10	1.6
A. Boone	10	1	21	21.0	0	21	2.1
P. Kurunwune	12	1	1	1.0	0	1	0.1
C. Gattis	11	1	-3	-3.0	0	0	-0.3

SCORING

Player	TD	FG	Kick	Rush	Rcv	Pass	Dxp	Saf	Pts
W. Snyderwine	0	8-17	28-28	0-0	0	0-0	0	0	52
J. Thompson	8	0-0	0-0	0-0	0	0-0	0	0	48
C. Vernon	6	0-0	0-0	0-0	0	0-0	0	0	36
A. Boone	4	0-0	0-0	0-0	0	0-0	0	0	24
S. Renfree	4	0-0	0-0	0-0	0	0-2	0	0	24
C. Helfet	4	0-0	0-0	0-0	0	0-0	0	0	24
D. Varner	3	0-0	0-0	0-0	0	0-0	0	0	18
D. Scott	2	0-0	0-0	0-0	0	0-0	0	0	12
J. Iijas	0	1-3	5-5	0-0	0	0-0	0	0	8
J. Hollingsworth	1	0-0	0-0	0-0	0	0-0	0	0	6
J. Crowder	1	0-0	0-0	0-0	0	0-0	0	0	6
B. Connette	1	0-0	0-0	0-0	0	0-0	0	0	6
L. Butler	1	0-0	0-0	0-0	0	0-0	0	0	6

PUNTING

Player	No.	Yds	Avg	Lg	TB	FC	i20	50+	Blk
A. King	50	2,104	42.1	60	4	8	17	7	1
TEAM	1	0	0.0	0	0	0	0	0	0

KICKOFF RETURNS

Player	No.	Yds	Avg	TD	Lg
J. Crowder	38	814	21.4	0	35
D. Scott	19	375	19.7	0	31
P. Kurunwune	3	50	16.7	0	19
D. Parker	2	24	12.0	0	16
C. Gattis	1	23	23.0	0	23

PUNT RETURNS

Player	No.	Yds	Avg	TD	Lg
J. Crowder	13	122	9.4	0	29
L. Butler	7	66	9.4	0	20
C. Vernon	3	38	12.7	0	31
B. Braxton	2	0	0.0	0	0

INTERCEPTIONS

Player	No.	Yds	Avg	TD	Lg
M. Daniels	2	43	21.5	0	43
A. Campbell	1	39	39.0	0	39
R. Cockrell	1	0	0.0	0	0
L. Butler	1	76	76.0	1	76
W. Canty	1	0	0.0	0	0

FIELD GOALS

Player	FGM-A	Pct	1-9	20-29	30-39	40-49	50+	Lg	Blk
W. Snyderwine	8-17	.471	1-1	3-7	3-5	1-2	0-2	40	1
J. Iijas	1-3	.333	0-0	1-1	0-1	0-1	0-0	26	0

TOTAL OFFENSE LEADERS

Player	G	Plays	Rush	Pass	Total	Avg/G
S. Renfree	12	492	-58	2,891	2,833	236.1
J. Thompson	12	110	457	0	457	38.1
A. Boone	10	97	129	298	427	42.7

ALL PURPOSE YARDAGE LEADERS

Player	G	Rush	Rec	PR	KOR	IR	Total	Avg/G
J. Crowder	12	42	163	122	814	0	1,141	95.1
C. Vernon	12	0	956	38	0	0	994	82.8
D. Scott	9	367	135	0	375	0	877	97.4

TACKLE LEADERS

Player	G	UA	A	Tot	TFL/Yds	Sacks/Yds	PBU
M. Daniels	12	65	61	126	4.0-4	0.0-0	14
W. Canty	12	50	37	87	4.0-18	0.0-0	5
Kel. Brown	10	31					

2012

Overall Record: 6-7 ACC: 3-5 (5th/Coastal)

Belk Bowl

Head Coach: David Cutcliffe

Assistant Coaches: Ron Middleton (Assoc. HC/TE), Jim Knowles (DC), Kurt Roper (OC/OB), Jim Collins (Asst. DC/LB), Matt Lubick (WR), Derek Jones (DB), John Latina (OL), Rick Petri (DL), Zac Roper (RB)

Starting Lineup: **OFFENSE:** QB Sean Renfree, RB Juwan Thompson, TE David Reeves, WR Conner Vernon, WR Jamison Crowder, WR Desmond Scott, LT Takoby Cofield, LG Dave Harding, C Brian Moore, RG Laken Tomlinson, RT Perry Simmons; **DEFENSE:** DE Kenny Anunike, NG Sydney Sarmiento, DT Nick Sink, DE Justin Foxx, MLB Austin Gamble, WLB C.J. France, CB Lee Butler, CB Ross Cockrell, S Brandon Braxton, S Walt Canty, S Jordan Byas; **SPECIAL TEAMS:** K Ross Martin, P Will Monday, LS Jackson Anderson

Captains: Walt Canty, Ross Cockrell, Sean Renfree & Conner Vernon | **Team MVP:** Sean Renfree

All-ACC: Kenny Anunike[™], Walt Canty², Ross Cockrell¹, Jamison Crowder[™], Dave Harding[™], Ross Martin[™], Will Monday¹, Perry Simmons[™], Conner Vernon¹

All-America: Ross Cockrell[™], Ross Martin[™] | **Academic All-America:** Perry Simmons²

Freshman All-America: Ross Martin¹, Will Monday¹

Miscellaneous Awards: ACC Coach of the Year (David Cutcliffe), ACC Jim Tatum Award (Sean Renfree), NFF Scholar-Athlete (Sean Renfree), Pop Warner National College Football Award (Sean Renfree)

S	Opponent	H	W	Score	Points	Notes
S 1	FIU			46-26	31,117	Renfree 21-30, 290 yards & 2 TDs; Vernon 10-180 receiving & 1 TD; Duke 30 points in 2nd quarter; Total offense: Duke 420, FIU 513
S 8	Stanford (-/25)	A	L	13-50	44,016	STAN QB Nunes 3 TD passes; STAN scored first 23 points; Duke 5-20 3rd down; Crowder 10-112 & Scott 11-83 receiving; Canty 11 tackles
S 15	N.C. Central	H	W	54-17	22,829	Renfree 24-33 passing, 274 yards & 3 TDs; Butler 76-yard PR for TD; Cockrell 32-yard INT return for TD; Duke led 41-10 after 3 quarters
S 22	Memphis	H	W	38-14	23,658	Renfree 26-27 passing, 314 yards & 4 TDs; Total offense: Duke 500, MEM 152; MEM zero points in 2nd half & 1-11 3rd down
S 29	Wake Forest	A	W	34-27	28,743	Boone GW 4-yard TD rush (11:35; 4th) after DeWalt-ONDijo sack & CF (12:11; 4th); Scott 11-134 receiving; Renfree DNP 4th quarter (injury)
O 6	Virginia	H	W	42-17	26,856	Boone 18-31, 212 yards & 4 TDs in 1st career start; Vernon ACC career leader in receptions; Halftime: UVA, 17-14; Canty 14 tackles; Renfree DNP (inj.)
O 13	Virginia Tech	A	L	20-41	65,632	VT 41 straight points to erase 20-0 deficit; Rushing yards: Duke 22, VT 269; Crowder 8-127 receiving & 1 TD; Byas 20-yard INT return for TD
O 20	North Carolina	H	W	33-30	33,941	Crowder GW 5-yard TD pass from Renfree caps 14-play, 87-yard drive (0:13; 4th); Vernon 6-124 receiving; Martin 4 FGs; Duke 234 rush yards
O 27	Florida State (-/11)	A	L	7-48	71,467	FSU RB Freeman 12-104 rushing & 2 TDs; Total offense: Duke 232, FSU 560; Duke 12 punts; Duncan 1 TD rush; Norman 13 tackles & 2 FRs
N 3	Clemson (-/10)	H	L	20-56	31,894	CLEM QB Boyd 6 total TDs (5 pass); Halftime: CLEM, 42-17; Total offense: Duke 342, CLEM 719; Crowder 7-167 receiving; Byas 15 tackles
N 17	Georgia Tech	A	L	24-42	41,904	GT QB Washington 4 total TDs (3 pass); Rushing yards: Duke 77, GT 330; Vernon becomes ACC career leader in receiving yards; France 15 tackles
N 24	Miami	H	L	45-52	26,895	MIA RB Johnson 16-176 rushing & 3 TDs; Renfree 36-59, 432 yards & 4 TDs; Crowder 8-203 receiving & 1 TD (NCAA record 99 yards from Renfree)
D 27	+Cincinnati	N ¹	L	34-48	48,128	CIN TE Kelce GW 83-yard TD pass from QB Kay (-:44; 4th); Snead fumble at CIN 6 with score 34-34 (1:20; 4th); Total offense: Duke 560, CIN 554

N¹ Charlotte, N.C.

+ Belk Bowl

	1st	2nd	3rd	4th	OT	Total
Duke	114	104	94	98	-	410
Opponents	127	123	105	113	-	468

TEAM STATISTICS

	Duke	Opponents
SCORING	410	468
Points Per Game	31.5	36.0

FIRST DOWNS	Duke	Opponents
Rushing	288	276
Passing	92	139
Penalty	167	123
	29	14

RUSHING YARDAGE	Duke	Opponents
Yards gained rushing	1,865	2,902
Yards lost rushing	237	277
Rushing Attempts	439	524
Average Per Rush	3.7	5.0
Average Per Game	125.2	201.9
TDs Rushing	18	26

PASSING YARDAGE	Duke	Opponents
Comp-Att-Int	352-551-12	224-389-11
Average Per Pass	6.7	8.9
Average Per Catch	10.5	15.5
Average Per Game	283.9	267.2
TDs Passing	27	29

TOTAL OFFENSE	Duke	Opponents
Total Plays	990	913
Average Per Play	5.4	6.7
Average Per Game	409.2	469.2

KICK RETURNS: #-Yards	58-1,043	46-993
PUNT RETURNS: #-Yards	24-358	26-323
INT RETURNS: #-Yards	11-86	12-282
KICK RETURN AVERAGE	18.0	21.6
PUNT RETURN AVERAGE	14.9	12.4
INT RETURN AVERAGE	7.8	23.5
FUMBLES-LOST	17-9	20-12
PENALTIES-Yards	76-637	80-710
Average Per Game	49.0	54.6
PUNTS-Yards	67-2,991	53-2,097
Average Per Punt	44.6	39.6
Net punt average	37.6	32.3
KICKOFFS-Yards	77-4,823	86-5,298
Average Per Kick	62.6	61.6
Net kick average	40.3	41.6
TIME OF POSSESSION/Game	31:08	28:52
3RD-DOWN Conversions	69/199	76/182
3rd-Down Pct	35%	42%
4TH-DOWN Conversions	15/27	14/27
4th-Down Pct	56%	52%
SACKS BY-Yards	25-146	19-147
TOUCHDOWNS SCORED	50	60
FIELD GOALS-ATTEMPTS	20-23	17-24
ON-SIDE KICKS	1-5	1-3
RED-ZONE SCORES	(45-54) 83%	(42-46) 91%
RED-ZONE TOUCHDOWNS	(31-54) 57%	(29-46) 63%
PAT-ATTEMPTS	(46-47) 98%	(57-58) 98%

RUSHING

Player	G	Att	Gain	Loss	Net	Avg	TD	Lg	Avg/G
J. Duncan	13	109	569	16	553	5.1	4	58	42.5
J. Snead	13	99	505	9	496	5.0	2	22	38.2
J. Thompson	12	75	356	4	352	4.7	1	34	29.3
S. Powell	13	28	96	3	93	3.3	0	8	7.2
B. Connette	12	41	95	4	91	2.2	8	8	7.6
A. Boone	12	26	99	17	82	3.2	2	14	6.8
P. Kurunwune	11	3	22	0	22	7.3	0	13	2.0
J. Crowder	13	3	19	6	13	4.3	0	12	1.0
W. Monday	13	1	4	0	4	4.0	0	4	0.3
W. Canty	13	1	0	0	0	0.0	0	0	0.0
C. Vernon	13	3	2	4	-2	-0.7	0	2	-0.2
TEAM	7	12	0	26	-26	-2.2	0	0	-3.7
S. Renfree	12	38	98	148	-50	-1.3	1	25	-4.2

PASSING

Player	G	Effic	C-A-1	Pct	Yds	TD	Lg	Avg/G
S. Renfree	12	136.32	297-441-10	.673	3,113	19	99	259.4
A. Boone	12	111.69	49-95-2	.516	531	5	54	44.2
B. Connette	12	139.17	5-13-0	.385	38	3	17	3.2
TEAM	7	0.00	0-1-0	.000	0	0	0	0.0
W. Monday	13	175.60	1-1-0	1.000	9	0	9	0.7

RECEIVING

Player	G	No.	Yds	Avg	TD	Lg	Avg/G
C. Vernon	13	85	1,074	12.6	8	49	82.6
J. Crowder	13	76	1,074	14.1	8	99	82.6
D. Scott	13	66	666	10.1	2	39	51.2
I. Blakeney	13	32	290	9.1	1	54	22.3
J. Thompson	12	24	128	5.3	2	21	10.7
J. Duncan	13	19	89	4.7	0	14	6.8
D. Reeves	13	18	122	6.8	3	20	9.4
B. Connette	12	11	85	7.7	1	22	7.1
J. Snead	13	10	46	4.6	1	18	3.5
C. Gattis	11	6	63	10.5	0	27	5.7
M. McCaffrey	13	2	31	15.5	0	18	2.4
E. Schneider	13	1	13	13.0	0	13	1.0
J. Wise	12	1	6	6.0	1	6	0.5
S. Powell	13	1	4	4.0	0	4	0.3

SCORING

Player	TD	FG	Kick	Rush	Rcv	Pass	Dxp	Saf	Pts
R. Martin	0	20-23	46-47	0-0	0	0-0	0	0	106
B. Connette	9	0-0	0-0	0-0	0	0-0	0	0	54
J. Crowder	8	0-0	0-0	0-0	0	0-0	0	0	48
C. Vernon	8	0-0	0-0	0-0	0	0-0	0	0	48
J. Duncan	4	0-0	0-0	0-0	0	0-0	0	0	24
J. Thompson	3	0-0	0-0	0-0	0	0-0	0	0	18
J. Snead	3	0-0	0-0	0-0	0	0-0	0	0	18
D. Reeves	3	0-0	0-0	0-0	0	0-0	0	0	18
D. Scott	2	0-0	0-0	0-0	0	0-0	0	0	12
A. Boone	2	0-0	0-0	0-0	0	0-0	0	0	12
R. Cockrell	2	0-0	0-0	0-0	0	0-0	0	0	12
I. Blakeney	1	0-0	0-0	0-0	1	0-0	0	0	8
S. Renfree	1	0-0	0-0	0-0	0	1-1	0	0	6
J. Wise	1	0-0	0-0	0-0	0	0-0	0	0	6
T. Foster	1	0-0	0-0	0-0	0	0-0	0	0	6
J. Byas	1	0-0	0-0	0-0	0	0-0	0	0	6
L. Butler	1	0-0	0-0	0-0	0	0-0	0	0	6
Ky. Brown	0	0-0	0-0	0-0	0	0-0	1	0	2
W. Monday	0	0-0	0-0	0-1	0	0-1	0	0	0

PUNTING

Player	No.	Yds	Avg	Lg	TB	FC	i20	50+	Blk
W. Monday	67	2,991	44.6	79	6	11	19	20	0

KICKOFF RETURNS

Player	No.	Yds	Avg	TD	Lg
L. Butler	17	342	20.1	0	45
T. Burton	13	260	20.0	0	27
J. Duncan	9	147	16.3	0	20
D. Scott	7	128	18.3	0	26
J. Crowder	5	90	18.0	0	21
P. Kurunwune	3	46	15.3	0	19

PUNT RETURNS

Player	No.	Yds	Avg	TD	Lg
L. Butler	11	187	17.0	1	65
C. Vernon	6	80	13.3	0	25
J. Crowder	5	66	13.2	0	19
T. Foster	1	26	26.0	1	0
C. Gattis	1	-1	-1.0	0	0

INTERCEPTIONS

Player	No.	Yds	Avg	TD	Lg
R. Cockrell	5	46	9.2	1	32
J. Byas	2	40	20.0	1	20
L. Butler	1	0	0.0	0	0
W. Canty	1	0	0.0	0	0
C.J. France	1	0	0.0	0	0
T. Foster	1	0	0.0	0	0

FIELD GOALS

Player	FGM-A	Pct	1-9	20-29	30-39	40-49	50+	Lg	Blk
R. Martin	20-23	.870	0-0	8-9	5-6	5-6	2-2	52	0

TOTAL OFFENSE LEADERS

Player	G	Plays	Rush	Pass	Total	Avg/G
--------	---	-------	------	------	-------	-------

2013

Overall Record: 10-4 ACC: 6-2 (1st/Coastal) Final National Ranking: 22nd (USA Today/Coaches); 23rd (AP); 24th (BCS)

ACC Coastal Division champions • Chick-fil-A Bowl

Head Coach: David Cutcliffe

Assistant Coaches: Scottie Montgomery (Assoc. HC/WR), Kurt Roper (Asst. HC/OC/QB), John Latina (Asst. HC/OL), Jim Knowles (DC), Jim Collins (Asst. DC/LB), Zac Roper (ST/TE), Re'quan Boyette (RB), Derek Jones (DB), Rick Petri (DL)

Starting Lineup: OFFENSE: QB Anthony Boone, RB Josh Snead, TE Braxton Deaver, WR Jamison Crowder, WR Brandon Braxton, WR Max McCaffrey, LT Takoby Cofield, LG Dave Harding, C Matt Skura, RG Laken Tomlinson, RT Perry Simmons; DEFENSE: DE Kenny Anunike, NG Jamal Bruce, DT Sydney Sarmiento, DE Justin Foxx, MLB Kelby Brown, WLB David Helton, CB Ross Cockrell, CB Garrett Patterson, S Jeremy Cash, S Deondre Singleton, S DeVon Edwards; SPECIAL TEAMS: K Ross Martin, P Will Monday, LS Thomas Hennessy

Captains: Anthony Boone, Ross Cockrell, Justin Foxx, Dave Harding & Juwan Thompson | Team MVP: Jamison Crowder

All-ACC: Kenny Anunike², Kelby Brown¹, Jeremy Cash¹, Ross Cockrell¹, Jamison Crowder¹, Braxton Deaver³, DeVon Edwards³, Ross Martin^{1M}, Will Monday², Perry Simmons³, Laken Tomlinson¹

All-America: Jeremy Cash², Jamison Crowder², DeVon Edwards² | Academic All-America: Perry Simmons¹

Freshman All-America: DeVon Edwards¹

Miscellaneous Awards: ACC Coach of the Year (David Cutcliffe), National Coach of the Year (David Cutcliffe), ACC Jim Tatum Award (Perry Simmons), NFF Scholar-Athlete (Perry Simmons)

A 31	N.C. Central	H	W	45-0	22,521	Boone 16-20, 176 yards; Connette 3 total TDs (2 pass); Crowder 76-yard PR for TD; NCCU 184 total yards; Duke first home shutout since 1978
S 7	Memphis	A	W	28-14	44,237	Blakeney GW 22-yard TD pass from Connette (9:50; 4th); Connette 14-21, 198 yards & 2 TDs; Boone injured (10:48; 2nd); Crowder 11-140 receiving
S 14	Georgia Tech	H	L	14-38	21,267	GT QB Lee 5 total TDs (4 pass); GT 28 straight points to erase 7-3 deficit; Kel. Brown 17 tackles; Cash 14 tackles; GT 38:32 TOP
S 21	Pittsburgh	H	L	55-58	22,714	PITT QB Savage 23-33, 424 yards & 6 TDs; Connette 1st Duke history & 4th ACC history with 300+ passing & 100+ rushing yards (323 & 101)
S 28	Troy	H	W	38-31	30,126	Connette 20-28, 324 yards & 5 total TDs (3 pass); Crowder 7-149 receiving; Cash INT ends TROY final drive (:00; 4th); Helton 15 tackles
O 12	Navy	H	W	35-7	23,749	Boone 31-38, 295 yards & 3 TDs; Blakeney 2 TDs; Duke 7 points allowed fewest vs. FBS foe since 10-7 win at Vanderbilt in 2008
O 19	Virginia	A	W	35-22	39,071	Deaver GW 47-yard TD pass from Connette (11:44; 4th); Duke 35 straight points to erase 22-0 deficit; Deaver 2 TDs; Crowder 9-113 receiving
O 26	Virginia Tech (-/16)	A	W	13-10	63,326	Martin 2 FGs (51 & 53); Kel. Brown 14 tackles & 1 INT; Helton 19 tackles; Boone 1 TD rush; Duke 1st road win over ranked foe since 1971
N 9	N.C. State	H	W	38-20	32,010	Connette GW 5-yard TD run (3:31; 4th); D. Edwards INT returns for TDs (25 & 45) on consecutive snaps in 4th qtr. + 100-yard KOR for TD
N 16	Miami (-/24)	H	W	48-30	30,044	Connette 5 total TDs (4 rush to equal school record); Duke 358 rushing yards; Duke 18-point margin largest in win over top-25 team since 1944
N 23	Wake Forest (25/-)	A	W	28-21	28,463	Boone 24-29, 256 yards & 3 TDs + 7-57 rushing; Crowder 10-121 receiving & 2 TDs; WF led 14-0 in 2nd quarter; WF 248 total yards
N 30	North Carolina (24/-)	A	W	27-25	62,000	Martin GW 27-yard FG (2:22; 4th); D. Edwards INT of QB Williams ends UNC final drive (:13; 4th); Boone 23-34, 274 yards & 2 TDs; Cash 13 tackles
D 7	^Florida State (20/1)	N ¹	L	7-45	67,694	FSU QB Winston 389 total yards & 4 TDs (3 pass); Borders ACC record 2 INTs; Boone 20-40, 138 yards; FSU eventual national champion
D 31	+Texas A&M (22/20)	N ²	L	48-52	67,946	TAMU QB Manziel 455 total yards & 4 TDs (3 pass); Halftime: Duke, 38-17; Boone 29-45, 427 yards & 4 total TDs (3 pass); Snead 17-104 rush

N¹ Charlotte, N.C.; N² Atlanta, Ga.

^ Dr Pepper ACC Championship Game; +Chick-fil-A Bowl

	1st	2nd	3rd	4th	OT	Total
Duke	84	141	107	127	-	459
Opponents	85	116	107	65	-	373

TEAM STATISTICS

	Duke	Opponents
SCORING	459	373
Points Per Game	32.8	26.6
FIRST DOWNS	298	311
Rushing	138	141
Passing	151	150
Penalty	9	20

RUSHING YARDAGE

	2,492	2,438
Yards gained rushing	2,690	2,740
Yards lost rushing	198	302
Rushing Attempts	544	573
Average Per Rush	4.6	4.3
Average Per Game	178.0	174.1
TDs Rushing	28	17

PASSING YARDAGE

	3,474	3,414
Comp-Att-Int	298-472-19	264-460-18
Average Per Pass	7.4	7.4
Average Per Catch	11.7	12.9
Average Per Game	248.1	243.9
TDs Passing	26	25

TOTAL OFFENSE

	5,966	5,852
Total Plays	1,016	1,033
Average Per Play	5.9	5.7
Average Per Game	426.1	418.0

KICK RETURNS: #-Yards

36-890 54-1,113

PUNT RETURNS: #-Yards

29-423 20-219

INT RETURNS: #-Yards

18-216 19-229

KICK RETURN AVERAGE

20.6

PUNT RETURN AVERAGE

14.6 10.9

INT RETURN AVERAGE

12.0 12.1

FUMBLES-LOST

16-6 15-8

PENALTIES-Yards

64-570 86-750

Average Per Game

40.7 53.6

PUNTS-Yards

69-2,945 75-3,020

Average Per Punt

42.7 40.3

Net punt average

37.8 34.1

KICKOFFS-Yards

81-5,017 74-4,617

Average Per Kick

61.9 62.4

Net kick average

41.1 38.5

TIME OF POSSESSION/Game

29:04 30:56

3RD-DOWN Conversions

79/200 79/212

3rd-Down Pct

40% 37%

4TH-DOWN Conversions

16/23 15/28

4th-Down Pct

70% 54%

SACKS BY-Yards

23-155 17-93

TOUCHDOWNS SCORED

60 48

FIELD GOALS-ATTEMPTS

13-19 12-23

ON-SIDE KICKS

1-4 0-0

RED-ZONE SCORES

(50-58) 86% (37-45) 82%

RED-ZONE TOUCHDOWNS

(40-58) 69% (29-45) 64%

PAT-ATTEMPTS

(58-58) 100% (45-46) 98%

RUSHING

Player	G	Att	Gain	Loss	Net	Avg	TD	Lg	Avg/G
J. Snead	14	107	670	19	651	6.1	2	56	46.5
J. Duncan	13	113	573	11	562	5.0	3	20	43.2
J. Thompson	14	64	355	7	348	5.4	1	41	24.9
S. Powell	14	62	347	3	344	5.5	2	33	24.6
B. Connette	13	101	381	44	337	3.3	14	37	25.9
A. Boone	11	66	284	70	214	3.2	5	23	19.5
J. Crowder	14	8	71	0	71	8.9	1	22	5.1
E. Adams	2	3	9	2	7	2.3	0	6	3.5
TEAM	11	20	0	42	-42	-2.1	0	0	-3.8

PASSING

Player	G	Effic	C-A-I	Pct	Yds	TD	Lg	Avg/G
A. Boone	11	128.18	206-322-13	.640	2,260	13	75	205.5
B. Connette	13	153.59	90-145-6	.621	1,212	13	75	93.2
TEAM	11	0.00	0-2-0	.000	0	0	0	0.0
W. Monday	14	108.40	2-2-0	1.00	2	0	6	0.1
J. Crowder	14	0.00	0-1-0	.000	0	0	0	0.0

RECEIVING

Player	G	No.	Yds	Avg	TD	Lg	Avg/G
J. Crowder	14	108	1,360	12.6	8	75	97.1
B. Deaver	14	46	600	13.0	4	47	42.9
B. Braxton	14	39	361	9.3	2	75	25.8
M. McCaffrey	14	26	282	10.8	4	48	20.1
I. Blakeney	14	19	244	12.8	4	32	17.4
J. Barnes	12	15	217	14.5	0	50	18.1
J. Duncan	13	13	123	9.5	1	29	9.5
S. Powell	14	8	90	11.2	1	40	6.4
J. Thompson	14	7	46	6.6	0	21	3.3
J. Snead	14	6	29	4.8	1	11	2.1
D. Reeves	14	3	38	12.7	1	21	2.7
A. Nash	7	3	31	10.3	0	14	4.4
R. Smith	5	2	41	20.5	0	39	8.2
N. Sink	7	2	7	3.5	0	11	1.0
B. Connette	13	1	5	5.0	0	5	0.4

SCORING

Player	TD	FG	Kick	Rush	Rcv	Pass	Dxp	Saf	Pts
R. Martin	0	13-19	58-58	0-0	0	0-0	0	0	97
B. Connette	14	0-0	0-0	0-1	0	0-0	0	0	84
J. Crowder	11	0-0	0-0	0-0	0	0-0	0	0	66
A. Boone	5	0-0	0-0	0-0	0	1-1	0	0	30
M. McCaffrey	4	0-0	0-0	0-0	0	0-0	0	0	24
D. Edwards	4	0-0	0-0	0-0	0	0-0	0	0	24
I. Blakeney	4	0-0	0-0	0-0	0	0-0	0	0	24
J. Duncan	4	0-0	0-0	0-0	0	0-0	0	0	24
B. Deaver	4	0-0	0-0	0-0	0	0-0	0	0	24
J. Snead	3	0-0	0-0	0-0	0	0-0	0	0	18
S. Powell	3	0-0	0-0	0-0	0	0-0	0	0	18
B. Braxton	2	0-0	0-0	0-0	0	0-0	0	0	12
D. Reeves	1	0-0	0-0	0-0	1	0-0	0	0	8
J. Thompson	1	0-0	0-0	0-0	0	0-0	0	0	6

PUNTING

Player	No.	Yds	Avg	Lg	TB	FC	i20	50+	Blk
W. Monday	69	2,945	42.7	72	6	11	21	14	0

KICKOFF RETURNS

Player	No.	Yds	Avg	TD	Lg
D. Edwards	19	574	30.2	2	100
J. Barnes	10	204	20.4	0	28
S. Powell	6	116	19.3	0	27
D. Beilinson	1	-4	-4.0	0	0

PUNT RETURNS

Player	No.	Yds	Avg	TD	Lg
J. Crowder	25	401	16.0	2	82
M. McCaffrey	3	7	2.3	0	7
J. Snead	1	15	15.0	0	0

INTERCEPTIONS

Player	No.	Yds	Avg	TD	Lg
J. Cash	4	18	4.5		

2014

Overall Record: 9-4 ACC: 5-3 (2nd/Coastal)

Hyundai Sun Bowl

Head Coach: David Cutcliffe

Assistant Coaches: SCOFFIE Montgomery (Assoc. HC/OC/OB), John Latina (Asst. HC/OL), Jim Knowles (DC), Jim Collins (Asst. DC/LB), Zac Roper (ST/TE), Re'quan Boyette (RB), Derek Jones (CB), Rick Petri (DL), Jeff Faris (WR)

Starting Lineup: OFFENSE: QB Anthony Boone, RB Shaquille Powell, TE David Reeves, WR Jamison Crowder, WR Issac Blakeney, WR Max McCaffrey, LT Takoby Cofield, LG Lucas Patrick, C Matt Skura, RG Laken Tomlinson, RT Casey Blaser; DEFENSE: DE Dezmond Johnson, NG Jamal Bruce, DT Carlos Wray, DE Jordan DeWalt-Ondijo, MLB David Helton, WLB C.J. France, CB Breon Borders, CB Bryon Fields, S Jeremy Cash, S Deondre Singleton, S DeVon Edwards; SPECIAL TEAMS: K Ross Martin, P Will Monday, LS Thomas Hennessy

Captains: Anthony Boone, Kelby Brown, Jeremy Cash, Jamison Crowder & Laken Tomlinson | Team MVP: Anthony Boone

All-ACC: Anthony Boone^{HM}, Jeremy Cash², Takoby Cofield², Jamison Crowder^{1RS & WR}, DeVon Edwards^{3RS & HM/S}, David Helton¹, Ross Martin³, Will Monday³, Matt Skura³, Laken Tomlinson¹

All-America: Jeremy Cash², DeVon Edwards^{HM}, Ross Martin^{HM}, Will Monday^{HM}, Laken Tomlinson¹ | Academic All-America: David Helton¹

Freshman All-America: Shaun Wilson^{HM}

Miscellaneous Awards: William V. Campbell Trophy (David Helton), ACC Jim Tatum Award (David Helton), NFF Scholar-Athlete (David Helton), Orange Bowl-FWAA Courage Award (Laken Tomlinson)

A 30	Elon	H	W	52-13	31,213	Boone 22-33, 247 yards & 4 TDs; Sirk 2 rushing TDs; Blakeney 4-45 receiving & 2 TDs; Crowder 7-93 receiving & 2 TDs; D. Edwards 7 tackles
S 6	Troy	A	W	34-17	21,331	Boone 315 total yards & 3 TDs (2 rush); Duke 21 straight points to erase 14-3 deficit; Helton 15 tackles; DeWalt-Ondijo 2.0 QB sacks
S 13	Kansas	H	W	41-3	25,203	Wilson 12-245 rushing & 3 TDs (69, 68 & 45) (Duke single-game rushing yards record); Boone 19-32, 180 yards & 2 TDs; Cash 12 tackles
S 20	Tulane	H	W	47-13	20,197	Crowder 6-119 receiving; Sirk 5-94 rushing & 1 TD; Duke defense 3.0 QB sacks, 4 INTs (2 returned for TDs) & 1 FR; Total offense: Duke 497, TUL 391
S 27	Miami	A	L	10-22	44,559	MIA RB Johnson 25-155 rushing & 1 TD; Cash 10 tackles, 1.0 TFL, 2 CFs & 1 PBU; Powell 8-58 rushing & 1 TD; 3rd down: Duke 2-16, MIA 2-13
O 11	Georgia Tech (-/22)	A	W	31-25	44,281	Snead 14-102 rushing & 1 TD; Sirk 2 rushing TDs; Halftime: Duke, 14-12; Duke 17 straight points to open 2nd half after 77-minute weather delay
O 18	Virginia	H	W	20-13	28,131	Reeves GW 3-yard TD pass from Sirk (7:23; 4th); UVA QB Johns 22-45, 325 yards; Helton 14 tackles; Total offense: Duke 334, UVA 465
N 1	Pittsburgh (24/-)	A	W	51-48	39,293	20T: Sirk GW 5-yard TD rush after PITT K Blewitt 43-yard FG; Blewitt 26-yard FGA wide left (:00; 4th); PITT RB Conner 38-263 rushing & 3 TDs
N 8	Syracuse (22/-)	A	W	27-10	39,331	Crowder GW 52-yard PR for TD (12:45; 4th); Blakeney 3-94 receiving & 2 TDs; Borders 2 INTs; Total offense: Duke 259, Syracuse 224
N 15	Virginia Tech (19/-)	H	L	16-17	30,107	VT K Slye GW PAT after TE Hodges 15-yard TD pass from QB Brewer (12:47; 4th); Martin 40-yard FGA wide left (2:26; 4th); TOS: Duke 3, VT 1
N 20	North Carolina (25/-)	H	L	20-45	33,941	UNC QB Williams 374 total yards; Halftime: UNC, 28-7; Total offense: Duke 378, UNC 592; Helton 17 tackles; D. Edwards 15 tackles
N 29	Wake Forest	H	W	41-21	22,247	Crowder 8-102 receiving & 1 TD; Blaser offensive FR in EZ for TD; Halftime: Duke, 27-14; D. Edwards 13 tackles; Duke 11-18 3rd down
D 27	+Arizona State (-/15)	N ¹	L	31-36	47,809	AZST RB Richard GW 4-yard TD pass from QB Kelly (4:45; 4th); AZST DB Brown INT of Boone in EZ ends Duke final drive (:45; 4th); Powell 29-117 rush

N¹ El Paso, Texas; + Hyundai Sun Bowl

	1st	2nd	3rd	4th	OT	Total
Duke	115	106	84	103	13	421
Opponents	80	81	56	56	10	283

TEAM STATISTICS	Duke	Opponents
SCORING	421	283
Points Per Game	32.4	21.8
FIRST DOWNS	286	285
Rushing	133	152
Passing	130	118
Penalty	23	15

RUSHING YARDAGE	2,364	2,508
Yards gained rushing	2,547	2,884
Yards lost rushing	183	376
Rushing Attempts	492	564
Average Per Rush	4.8	4.4
Average Per Game	181.8	192.9
TDs Rushing	24	19

PASSING YARDAGE	2,814	2,688
Comp-Att-Int	268-471-8	235-421-11
Average Per Pass	6.0	6.4
Average Per Catch	10.5	11.4
Average Per Game	216.5	206.8
TDs Passing	23	14

TOTAL OFFENSE	5,178	5,196
Total Plays	963	985
Average Per Play	5.4	5.3
Average Per Game	398.3	399.7

KICK RETURNS: #-Yards	36-909	51-1186
PUNT RETURNS: #-Yards	24-325	16-33
INT RETURNS: #-Yards	11-159	8-89
KICK RETURN AVERAGE	25.2	23.3
PUNT RETURN AVERAGE	13.5	2.1
INT RETURN AVERAGE	14.5	11.1
FUMBLES-LOST	22-7	22-10
PENALTIES-Yards	64-503	89-785
Average Per Game	38.7	60.4
PUNTS-Yards	59-2,537	63-2,603
Average Per Punt	43.0	41.3
Net punt average	39.7	34.9
KICKOFFS-Yards	79-4,951	60-3,650
Average Per Kick	62.7	60.8
Net kick average	38.5	36.1
TIME OF POSSESSION/Game	29:07	30:49
3RD-DOWN Conversions	84/201	64/186
3rd-Down Pct	42%	34%
4TH-DOWN Conversions	16/29	9/31
4th-Down Pct	55%	29%
SACKS BY-Yards	29-227	13-91
TOUCHDOWNS SCORED	52	34
FIELD GOALS-ATTEMPTS	19-21	17-22
ON-SIDE KICKS	1-2	0-2
RED-ZONE SCORES	(49-56) 88%	(45-51) 88%
RED-ZONE TOUCHDOWNS	(35-56) 63%	(30-51) 59%
PAT-ATTEMPTS	(50-50) 100%	(28-30) 93%

RUSHING	Player	G	Att	Gain	Loss	Net	Avg	TD	Lg	Avg/G
	S. Powell	12	134	622	4	618	4.6	2	17	51.5
	S. Wilson	13	78	604	6	598	7.7	5	69	46.0
	J. Snead	13	81	417	16	401	5.0	3	19	30.8
	A. Boone	13	94	484	109	375	4.0	5	30	28.8
	T. Sirk	12	47	241	3	238	5.1	8	50	19.8
	J. Ajeigbe	13	41	153	3	150	3.7	0	14	11.5
	P. Boehme	3	3	14	0	14	4.7	0	9	4.7
	J. Crowder	13	2	9	0	9	4.5	0	6	0.7
	E. Adams	3	2	3	0	3	1.5	0	3	1.0
	C. Blaser	13	0	0	0	0	0.0	1	0	0.0
	TEAM	7	10	0	42	-42	-4.2	0	0	-6.0

PASSING	Player	G	Effic	C-A-I	Pct	Yds	TD	Lg	Avg/G
	A. Boone	13	116.67	255-453-8	.563	2,700	19	54	207.7
	T. Sirk	12	182.34	10-14-0	.714	67	3	18	5.6
	P. Boehme	3	71.00	1-2-0	.500	5	0	5	1.7
	W. Monday	13	352.00	1-1-0	1.000	30	0	30	2.3
	J. Crowder	13	530.80	1-1-0	1.000	12	1	12	0.9

RECEIVING	Player	G	No.	Yds	Avg	TD	Lg	Avg/G
	J. Crowder	13	85	1,044	12.3	6	52	80.3
	I. Blakeney	13	47	559	11.9	7	54	43.0
	M. McCaffrey	13	37	385	10.4	3	36	29.6
	J. Barnes	13	23	237	10.3	1	45	18.2
	S. Wilson	13	18	179	9.9	1	29	13.8
	S. Powell	12	18	154	8.6	1	32	12.8
	D. Reeves	13	13	103	7.9	3	18	7.9
	J. Snead	13	12	92	7.7	0	19	7.1
	E. Schneider	13	6	19	3.2	1	6	1.5
	J. Ajeigbe	13	2	23	11.5	0	14	1.8
	A. Nash	9	2	16	8.0	0	14	1.8
	T. Allis	13	2	14	7.0	0	9	1.1
	D. Koppenhaver	3	1	5	5.0	0	5	1.7
	R. Smith	6	1	0	0.0	0	0	0.0
	A. Boone	13	1	-16	-16.0	0	0	-1.2

SCORING	Player	TD	FG	Kick	Rush	Rcv	Pass	Dxp	Saf	Pts
	R. Martin	0	19-21	50-50	0-0	0	0-0	0	0	107
	T. Sirk	8	0-0	0-0	0-0	0	0-0	0	0	48
	J. Crowder	8	0-0	0-0	0-0	0	0-0	0	0	48
	I. Blakeney	7	0-0	0-0	0-0	0	0-0	0	0	42
	S. Wilson	6	0-0	0-0	0-0	0	0-0	0	0	36
	A. Boone	5	0-0	0-0	0-0	0	0-1	0	0	30
	J. Snead	3	0-0	0-0	0-0	0	0-0	0	0	18
	M. McCaffrey	3	0-0	0-0	0-0	0	0-0	0	0	18
	D. Reeves	3	0-0	0-0	0-0	0	0-0	0	0	18
	S. Powell	3	0-0	0-0	0-0	0	0-0	0	0	18
	D. Edwards	1	0-0	0-0	0-0	0	0-0	0	0	6
	J. Barnes	1	0-0	0-0	0-0	0	0-0	0	0	6
	J. Ajeigbe	1	0-0	0-0	0-0	0	0-0	0	0	6
	B. Fields	1	0-0	0-0	0-0	0	0-0	0	0	6
	E. Schneider	1	0-0	0-0	0-0	0	0-0	0	0	6
	C. Blaser	1	0-0	0-0	0-0	0	0-0	0	0	6
	TEAM	0	0-0	0-0	0-0	0	0-0	0	1	2

PUNTING	Player	No.	Yds	Avg	Lg	TB	FC	i20	50+	Blk
	W. Monday	59	2,537	43.0	65	8	20	17	13	0

KICKOFF RETURNS	Player	No.	Yds	Avg	TD	Lg
	D. Edwards	29	745	25.7	1	99
	J. Barnes	3	100	33.3	0	60
	J. Ajeigbe	1	20	20.0	0	20
	S. Powell	1	15	15.0	0	15
	E. Schneider	1	3	3.0	0	3
	J. Crowder	1	26	26.0	0	26

PUNT RETURNS	Player	No.	Yds	Avg	TD	Lg
	J. Crowder	22	280	12.7	2	68
	R. Smith	2	45	22.5	0	45

INTERCEPTIONS	Player	No.	Yds	Avg	TD	Lg
	B. Borders	3	15	5.0	0	15
	Z. Carmichael	2	25	12.5	0	25
	J. Cash	2	38	19.0	0	23
	D. Edwards	1	13	13.0	0	13
	B. Fields	1	22	22.0	1	22
	E. Edwards	1	34	34.0	0	34
	J. Ajeigbe	1	12	12.0	1	12

FIELD GOALS	Player	FGM-A	Pct	1-9	20-29	30-39	40-49	50+	Lg	Blk
	R. Martin	19-21	.905	1-1	8-8	5-5	5-6	0-1	49	0

TOTAL OFFENSE LEADERS	Player	G	Plays	Rush	Pass	Total	Avg/G
	A. Boone	13	547	375	2,700	3,075	236.5
	S. Powell	12	134	618	0	618	51.5
	S. Wilson	13	78	598	0	598	46.0

ALL PURPOSE YARDAGE LEADERS	Player	G	Rush	Rec
------------------------------------	---------------	----------	-------------	------------

2015

Overall Record: 8-5 ACC: 4-4 (t3rd/Coastal)

New Era Pinstripe Bowl

Head Coach: David Cutcliffe

Assistant Coaches: Scottie Montgomery (Assoc. HC/OC/OB), John Latina (Asst. HC/OL), Jim Knowles (DC/LB), Jim Collins (Asst. DC/OL/DE), Zac Roper (ST/TE), Re'quan Boyette (RB), Derek Jones (CB), Matt Guerrieri (S), Jeff Faris (WR)

Starting Lineup: QB Thomas Sirk, RB Shaquille Powell, TE David Reeves, WR Max McCaffrey, WR Anthony Nash, WR T.J. Rahming, LT Gabe Brandner, LG Lucas Patrick, C Matt Skura, RG Tanner Stone, RT Casey Blaser; DEFENSE: DE Ky. Brown, DT A.J. Wolf, DT Carlos Wray, DE Deion Williams, MLB Tinashe Bere, WLB Dwayne Norman, CB Breon Borders, CB Alonzo Saxton II, S Jeremy Cash, S Deondre Singleton, S DeVon Edwards; SPECIAL TEAMS: K Ross Martin, P Will Monday, LS Thomas Hennessy

Captains: Jeremy Cash & Matt Skura | Team MVP: Jeremy Cash

All-ACC: Casey BlaserTM, Jeremy Cash¹, DeVon Edwards¹, Ross Martin², Will Monday³, Dwayne Norman², Lucas PatrickTM, Matt Skura¹

All-America: Jeremy Cash¹, DeVon EdwardsTM, Ross MartinTM, Matt Skura² | Academic All-America: A.J. Wolf¹, DeVon Edwards², Ross Martin²

Freshman All-America: Tinashe BereTM, T.J. RahmingTM

Miscellaneous Awards: ACC Defensive Player of the Year (Jeremy Cash), ACC Jim Tatum Award (Jeremy Cash), New Era Pinstripe Bowl co-MVPs (Thomas Sirk & Shaun Wilson)

S	Opponent	W/L	Score	Points	Yards	Notes
S 3	Tulane	A	W	37-7	25,470	Sirk 27-40, 289 yards & 2 TDs; Barnes 11-109 receiving & 1 TD; Tulane 25 net rushing yards; Total offense: Duke 530, Tulane 271
S 12	N.C. Central	H	W	55-0	33,941	Sirk 15-22, 315 yards & 3 TDs; Wilson 89-yard TD reception; Duke 7 scoring drives of 60+ yards; Total offense: Duke 655, NCCU 186
S 19	Northwestern (-/23)	H	L	10-19	24,127	NW RB Jackson 35-120 rushing; Sirk 24-39, 150 yards; Halftime: Duke, 7-3; NW RB Vault 98-yard KOR for TD to open 3rd quarter
S 26	Georgia Tech (-/20)	H	W	34-20	20,101	Cash 12 tackles, 3.0 TFL, 1.0 sack & 2 CFs; D. Edwards 100-yard KOR for TD; Duke led 19-3 after 1st quarter; GT 6-24 on 3rd & 4th downs
O 3	Boston College	H	W	9-7	20,009	Martin 3 FGs (36, 38 & 53); Duke 1st win without TD since 1978; Rahming 5-75 receiving; Norman 11 tackles; Total offense: Duke 228, BC 305
O 10	Army West Point	A	W	44-3	39,712	Duncan 8-78 rushing & 2 TDs; Boehme 2 rushing TDs; Halftime: Duke, 27-0; Norman 11 tackles; Total offense: Duke 458, ARMY 168
O 24	Virginia Tech (23/-)	A	W	40T 45-43	63,257	OT: Sirk GW PAT rush after own 25-yard TD pass to Schneider; First 40T game in ACC history; Sirk 19-39, 270 yards & 3 TDs + 109 rushing yards
O 31	Miami (22/-)	H	L	27-30	30,143	MIA CB GW Elder 91-yard KOR for TD (0:00; 4th) after Sirk 1-yard TD rush & PAT rush (:06; 4th); ACC officials suspended following review
N 7	North Carolina (-/21)	A	L	31-66	60,000	UNC QB Williams 23-35, 494 yards & 4 TDs; Duncan 13-115 rushing & 1 TD; Sirk 2 rushing TDs; Duke 327 rushing yards; UNC 704 total yards
N 14	Pittsburgh	H	L	13-31	30,241	PITT RB Ollison 26-111 rushing; PITT QB Peterman 3 TD passes; Sirk DNP (injury); Boehme 328 total yards (248 pass); Halftime: 10-10
N 21	Virginia	A	L	34-42	35,178	UVA QB Johns 24-33, 344 yards & 2 TDs; D. Edwards 94-yard KOR for TD; Rahming 12-190 receiving & 1 TD; UVA led 42-20 after 3 quarters
N 28	Wake Forest	A	W	27-21	26,435	Sirk 26-39, 275 yards & 2 TDs; McCaffrey 5-93 receiving & 2 TDs; Deaver recovers WF inside kick attempt (1:46; 4th); Borders 7 tackles & 1 INT
D 27	+Indiana	N	W	OT 44-41	37,218	OT: Martin GW 36-yard FG & IND 38-yard FGA wide right; Co-MVPs: Sirk (318 total yards & 3 TDs) & Wilson (103 rush yards & 98-yard KOR for TD)

	1st	2nd	3rd	4th	OT	Total
Duke	97	86	87	116	24	410
Opponents	66	71	91	83	19	330

TEAM STATISTICS	Duke	Opponents
SCORING	410	330
Points Per Game	31.5	25.4
FIRST DOWNS	310	262
Rushing	120	118
Passing	156	125
Penalty	34	19
RUSHING YARDAGE	2,508	1,999
Yards gained rushing	2,687	2,407
Yards lost rushing	179	408
Rushing Attempts	524	553
Average Per Rush	4.8	3.6
Average Per Game	192.9	153.8
TDs Rushing	25	17
PASSING YARDAGE	3,204	3,132
Comp-Att-Int	294-509-10	223-403-11
Average Per Pass	6.3	7.8
Average Per Catch	10.9	14.0
Average Per Game	246.5	240.9
TDs Passing	18	23
TOTAL OFFENSE	5,712	5,131
Total Plays	1,033	956
Average Per Play	5.5	5.4
Average Per Game	439.4	394.7
KICK RETURNS: #-Yards	38-995	48-942
PUNT RETURNS: #-Yards	30-212	14-42
INT RETURNS: #-Yards	11-57	10-83
KICK RETURN AVERAGE	26.2	19.6
PUNT RETURN AVERAGE	7.1	3.0
INT RETURN AVERAGE	5.2	8.3
FUMBLES-LOST	15-11	23-9
PENALTIES-Yards	71-615	86-695
Average Per Game	47.3	53.5
PUNTS-Yards	65-2,826	81-3,365
Average Per Punt	43.5	41.5
Net punt average	38.8	37.7
KICKOFFS-Yards	77-4,535	62-3,729
Average Per Kick	58.9	60.1
Net kick average	39.2	34.8
TIME OF POSSESSION/Game	28:41	31:19
3RD-DOWN Conversions	93/215	77/203
3rd-Down Pct	43%	38%
4TH-DOWN Conversions	11/22	9/22
4th-Down Pct	50%	41%
SACKS BY-Yards	17-147	18-91
TOUCHDOWNS SCORED	47	42
FIELD GOALS-ATTEMPTS	26-30	13-18
ON-SIDE KICKS	0-2	0-2
RED-ZONE SCORES	(46-55) 84%	(34-40) 85%
RED-ZONE TOUCHDOWNS	(29-55) 53%	(26-40) 65%
PAT-ATTEMPTS	(42-42) 100%	(37-38) 97%

RUSHING	Player	G	Att	Gain	Loss	Net	Avg	TD	Lg	Avg/G
	T. Sirk	12	163	879	76	803	4.9	8	73	66.9
	S. Powell	13	125	557	15	542	4.3	3	30	41.7
	J. Duncan	10	67	469	9	460	6.9	4	52	46.0
	S. Wilson	11	84	432	8	424	5.0	3	85	38.5
	P. Boehme	10	45	225	44	181	4.0	5	77	18.1
	N. Pierre	11	15	76	0	76	5.1	0	12	6.9
	Z. Boden	12	9	34	0	34	3.8	2	10	2.8
	J. Ajeigbe	8	4	11	3	8	2.0	0	5	1.0
	W. Monday	13	1	3	0	3	3.0	0	3	0.2
	T.J. Rahming	12	1	1	0	1	1.0	0	1	0.1
	TEAM	8	10	0	24	-24	-2.4	0	0	-3.0

PASSING	Player	G	Effic	C-A-I	Pct	Yds	TD	Lg	Avg/G
	T. Sirk	12	119.04	251-427-8	.588	2,625	16	89	218.8
	P. Boehme	10	123.38	43-78-1	.551	579	2	52	57.9
	A. Nash	11	0.00	0-1-0	.000	0	0	0	0.0
	W. Monday	13	0.00	0-1-0	.000	0	0	0	0.0
	S. Wilson	11	-200.00	0-1-1	.000	0	0	0	0.0
	N. Pierre	11	0.00	0-1-0	.000	0	0	0	0.0

RECEIVING	Player	G	No.	Yds	Avg	TD	Lg	Avg/G
	M. McCaffrey	13	52	643	12.4	5	43	49.5
	T.J. Rahming	12	43	571	13.3	2	59	47.6
	S. Powell	13	35	212	6.1	2	24	16.3
	J. Barnes	10	34	411	12.1	2	44	41.1
	A. Nash	11	32	475	14.8	1	52	43.2
	B. Deaver	12	21	183	8.7	2	18	15.2
	S. Wilson	11	19	207	10.9	1	89	18.8
	E. Schneider	13	15	123	8.2	3	25	9.5
	D. Reeves	13	13	104	8.0	0	17	8.0
	J. Duncan	10	11	89	8.1	0	18	8.9
	R. Smith	13	6	85	14.2	0	32	6.5
	T. Alis	4	6	56	9.3	0	15	14.0
	C. Taylor	9	5	36	7.2	0	27	4.0
	J. Ajeigbe	8	1	11	11.0	0	11	1.4
	N. Pierre	11	1	-2	-2.0	0	0	-0.2

SCORING	Player	TD	FG	Kick	Rush	Rcv	Pass	Dxp	Saf	Pts
	R. Martin	0	26-30	42-42	0-0	0	0-0	0	0	120
	T. Sirk	8	0-0	0-0	2-2	0	1-1	0	0	52
	M. McCaffrey	5	0-0	0-0	0-0	1	0-0	0	0	32
	S. Wilson	5	0-0	0-0	0-0	0	0-0	0	0	30
	S. Powell	5	0-0	0-0	0-0	0	0-0	0	0	30
	P. Boehme	5	0-0	0-0	0-0	0	0-0	0	0	30
	J. Duncan	4	0-0	0-0	0-0	0	0-0	0	0	24
	E. Schneider	3	0-0	0-0	0-0	0	0-0	0	0	18
	D. Edwards	3	0-0	0-0	0-0	0	0-0	0	0	18
	T.J. Rahming	2	0-0	0-0	0-0	0	0-0	0	0	12
	Z. Boden	2	0-0	0-0	0-0	0	0-0	0	0	12
	B. Deaver	2	0-0	0-0	0-0	0	0-0	0	0	12
	J. Barnes	2	0-0	0-0	0-0	0	0-0	0	0	12
	A. Nash	1	0-0	0-0	0-0	0	0-0	0	0	6
	TEAM	0	0-0	0-0	0-0	0	0-0	0	1	2
	W. Monday	0	0-0	0-0	0-2	0	0-0	0	0	0

PUNTING	Player	No.	Yds	Avg	Lg	TB	FC	i20	50+	Blk
	W. Monday	65	2,826	43.5	71	13	20	31	20	0

KICKOFF RETURNS	Player	No.	Yds	Avg	TD	Lg
	D. Edwards	24	700	29.2	3	100
	S. Wilson	4	164	41.0	1	98
	E. Schneider	3	22	7.3	0	10
	J. Barnes	2	51	25.5	0	26
	J. Ajeigbe	1	26	26.0	0	26
	J. Lloyd	1	16	16.0	0	16
	Z. Boden	1	9	9.0	0	9
	R. Smith	1	7	7.0	0	7
	B. Deaver	1	0	0.0	0	0

PUNT RETURNS	Player	No.	Yds	Avg	TD	Lg
	R. Smith	29	207	7.1	0	69
	J. Barnes	1	5	5.0	0	5

INTERCEPTIONS	Player	No.	Yds	Avg	TD	Lg
	B. Borders	3	6	2.0	0	3
	J. McDuffie	1	25	25.0	0	25
	D. Edwards	1	24	24.0	0	24
	D. Norman	1	2	2.0	0	2
	Z. Carmichael	1	0	0.0	0	0
	P. Carter	1	0	0.0	0	0
	A. Jackson	1	0	0.0	0	0
	C. McCarthy	1	0	0.0	0	0
	A. Saxton II	1	0	0.0	0	0

FIELD GOALS	Player	FGM-A	Pct	1-9	20-29	30-39	40-49	50+	Lg	Blk
	R. Martin	26-30	86.7	0-0	7-8	11-13	4-5	4-4	53	0

TOTAL OFFENSE LEADERS	Player	G	Plays	Rush	Pass	Total	Avg/G
	T. Sirk	12	590	803	2,625	3,428	285.7
	P. Boehme	10	123	181	579	760	76.0
	S. Powell	13	125	542	0	542	41.7

ALL PURPOSE YARDAGE LEADERS	Player	G	Rush	Rec	PR	KOR	IR	Total	Avg/G
	T. Sirk	12	803	0	0	0	0	803	66.9
	S. Wilson	11	424	207	0	164	0		

2016

Overall Record: 4-8 ACC: 1-7 (6th/Coastal)

Head Coach: David Cutcliffe

Assistant Coaches: Zac Roper (Assoc. HC/OC/OB), Jim Bridge (Asst. HC/ST/TE), Jim Knowles (DC/LB), Ben Albert (Assoc. DC/DL), Re'quan Boyette (RB), Derek Jones (CB), Matt Guerrieri (S), Jeff Faris (WR), Marcus Johnson (OL)

Starting Lineup: **OFFENSE:** QB Daniel Jones, RB Shaun Wilson, TE Erich Schneider, WR T.J. Rahming, WR Anthony Nash, WR Johnathan Lloyd, LT Gabe Brandner, LG Zach Harmon, C Austin Davis, RG Tanner Stone, RT Casey Blaser; **DEFENSE:** DE Marquies Price, DT A.J. Wolf, DT Mike Ramsay, DE Dominic McDonald, MLB Ben Humphreys, WLB Joe Giles-Harris, CB Breon Borders, CB Bryon Fields, S Corbin McCarthy, S Deondre Singleton, S Alonzo Saxton II; **SPECIAL TEAMS:** K AJ Reed, P Austin Parker (7) or Danny Stirt (5), LS Thomas Hennessy

Captains: Jela Duncan, DeVon Edwards, Thomas Sirk & A.J. Wolf | Team MVP: Daniel Jones

All-ACC: Breon Borders³, Joe Giles-HarrisTM, Ben Humphreys³

All-America: — | Academic All-America: A.J. Wolf¹

Freshman All-America: Joe Giles-Harris¹, Daniel JonesTM

Miscellaneous Awards: NFF Scholar-Athlete (DeVon Edwards)

S 3	N.C. Central	H	W	49-6	35,049	Jones 10-15, 189 yards & 2 TDs + 1 rush TD; Duncan 15-115 rushing & 2 TDs; Wolf 3.0 QB sacks; Total offense: Duke 535, NCCU 112
S 10	Wake Forest	H	L	14-24	21,077	WF RB Carney 17-108 rushing & 3 TDs; Jones 31-48, 332 yards; Nash 8-112 receiving; Giles-Harris 15 tackles, 1 INT & 1 FR; Halftime: 7-7
S 17	Northwestern	A	L	13-24	34,464	NW QB Thorson 18-39, 320 yards & 3 TDs; Jones 27-48, 279 yards; McCarthy 3.0 FFL; Halftime: 7-7; Duke 3-12 on 3rd down in 2nd half
S 24	Notre Dame	A	W	38-35	80,795	Reed GW 19-yard FG (1:24; 4th); ND TO downs at own 40 (:40; 4th); Jones 24-32, 290 yards & 3 TDs; Wilson 96-yard KOR for TD trailing, 14-0
O 1	Virginia	H	L	20-34	25,201	UVA QB Benkert 23-41, 336 yards & 3 TDs; Jones 33-54, 324 yards & 1 TD; Nash 8-82 receiving; TDs: Duke 6, UVA 1; UVA 11-21 on 3rd down
O 8	Army West Point	H	W	13-6	20,613	Total offense: Duke 189, ARMY 214; TDs: Duke 1, ARMY 3; Jones & Boehme 1 TD pass each; Heavy rain & wind (Hurricane Matthew)
O 14	Louisville (-/7)	A	L	14-24	55,121	LOU QB Jackson 325 total yards & 2 TDs (1 rush); Jones 14-21, 129 yards & 2 TDs; Duke TOP 37:12; LOU entered game w/ 58.0 ppg average
O 29	Georgia Tech	A	L	35-38	43,886	GT RB Lynch GW 21-yard TD pass from QB Thomas (5:38; 4th); Duke punt on final drive (1:45; 4th); Helm 6-72 receiving & 2 TDs
N 5	Virginia Tech (-/23)	H	L	21-24	38,217	VT QB Evans 275 total yards & 1 rushing TD; Jones 18-99 rushing & 2 TDs; Humphreys 16 tackles; Duke punt final drive from VT 47 (4:06; 4th)
N 10	North Carolina (-/15)	H	W	28-27	39,212	Jones 22-34, 240 yards & 1 TD + 16-94 rushing & 2 TDs; Koppenhaver 2-yard TD pass from Jones + Reed PAT for 28-24 lead (2:10; 3rd)
N 19	Pittsburgh	A	L	14-56	35,425	PITT RB Conner 14-101 rushing & 2 TDs; Rahming 10-116 receiving; Rushing yards: Duke 25, PITT 224; PITT defense 5.0 sacks
N 26	Miami	A	L	21-40	57,396	MIA QB Kaaya 22-35, 396 yards & 4 TDs; Jones 34-50, 316 yards & 3 TDs; Halftime: MIA, 16-14; MIA 24 unanswered points after intermission

	1st	2nd	3rd	4th	OT	Total
Duke	84	100	45	51	0	280
Opponents	93	92	88	65	0	338

TEAM STATISTICS	Duke	Opponents
SCORING	280	338
Points Per Game	23.3	28.2
FIRST DOWNS	258	216
Rushing	95	103
Passing	143	102
Penalty	20	11
RUSHING YARDAGE	1,843	2,099
Yards gained rushing	2,137	2,453
Yards lost rushing	294	354
Rushing Attempts	474	469
Average Per Rush	3.9	4.5
Average Per Game	153.6	174.9
TDs Rushing	19	19
PASSING YARDAGE	2,877	2,877
Comp-Att-Int	277-443-9	177-322-10
Average Per Pass	6.5	8.9
Average Per Catch	10.4	16.3
Average Per Game	239.8	239.8
TDs Passing	18	21
TOTAL OFFENSE	4,720	4,976
Total Plays	917	791
Average Per Play	5.1	6.3
Average Per Game	393.3	414.7
KICK RETURNS: #-Yards	40-982	42-784
PUNT RETURNS: #-Yards	21-175	16-150
INT RETURNS: #-Yards	10-50	9-38
KICK RETURN AVERAGE	24.5	18.7
PUNT RETURN AVERAGE	8.3	9.4
INT RETURN AVERAGE	5.0	4.2
FUMBLES-LOST	18-14	15-9
PENALTIES-Yards	62-485	72-585
Average Per Game	40.4	48.8
PUNTS-Yards	68-2640	67-2828
Average Per Punt	38.8	42.2
Net punt average	35.4	37.5
KICKOFFS-Yards	50-3000	68-4305
Average Per Kick	60.0	63.3
Net kick average	41.3	38.6
TIME OF POSSESSION/Game	31:25	28:35
3RD-DOWN Conversions	80/186	69/174
3rd-Down Pct	43%	40%
4TH-DOWN Conversions	9/24	3/12
4th-Down Pct	38%	25%
SACKS BY-Yards	29-163	31-162
TOUCHDOWNS SCORED	39	43
FIELD GOALS-ATTEMPTS	3-10	13-17
ON-SIDE KICKS	1-3	0-0
RED-ZONE SCORES	(33-41) 80%	(30-37) 81%
RED-ZONE TOUCHDOWNS	(30-41) 73%	(21-37) 57%
PAT-ATTEMPTS	(37-38) 97%	(41-41) 100%

RUSHING	G	Att	Gain	Loss	Net	Avg	TD	Lg	Avg/G
S. Wilson	12	151	642	19	623	4.1	4	57	51.9
D. Jones	12	141	683	197	486	3.4	7	29	40.5
J. Duncan	7	88	458	8	450	5.1	6	50	64.3
J. Ajeigbe	12	42	167	6	161	3.8	1	28	13.4
P. Boehme	5	12	81	17	64	5.3	1	34	12.8
Z. Boden	11	12	42	5	37	3.1	0	7	3.4
N. Pierre	5	7	22	0	22	3.1	0	8	4.4
Q. Mann	12	7	22	9	13	1.9	0	9	1.1
O. Harris	1	3	10	1	9	3.0	0	6	9.0
G. Carter	1	1	4	0	4	4.0	0	4	4.0
J. Lloyd	12	1	3	0	3	3.0	0	3	0.2
T.J. Rahming	12	1	0	1	-1	-1.0	0	0	-0.1
A. Parker	7	2	3	15	-12	-6.0	0	0	-1.7
TEAM	4	6	0	16	-16	-2.7	0	0	-4.0

PASSING	G	Effic	C-A-I	Pct	Yds	TD	Lg	Avg/G
D. Jones	12	126.28	270-430-9	62.8	2,836	16	64	236.3
P. Boehme	5	189.38	7-9-0	77.8	41	2	18	8.2
O. Harris	1	0.00	0-3-0	0.0	0	0	0	0.0
A. Parker	7	0.00	0-1-0	0.0	0	0	0	0.0

RECEIVING	G	No.	Yds	Avg	TD	Lg	Avg/G
T.J. Rahming	12	70	742	10.6	1	51	61.8
J. Lloyd	12	34	301	8.9	3	55	25.1
E. Schneider	12	30	269	9.0	3	26	22.4
A. Nash	7	29	398	13.7	2	64	56.9
C. Taylor	12	29	315	10.9	1	59	26.2
D. Helm	12	21	235	11.2	2	25	19.6
D. Koppenhaver	12	17	157	9.2	2	31	13.1
Q. Chambers	11	15	187	12.5	2	43	17.0
A. Young	11	11	124	11.3	2	30	11.3
S. Wilson	12	8	76	9.5	0	39	6.3
J. Ajeigbe	12	6	42	7.0	0	33	3.5
J. Duncan	7	5	33	6.6	0	9	4.7
D. Jones	12	1	0	0.0	0	0	0.0
Q. Mann	12	1	-2	-2.0	0	0	-0.2

SCORING	Player	TD	FG	Kick	Rush	Rcv	Pass	Dxp	Saf	Pts
AJ Reed	0	3-10	37-38	0-0	0	0-0	0	0	0	46
D. Jones	7	0-0	0-0	0-0	0	0-0	0	0	0	42
J. Duncan	6	0-0	0-0	0-0	0	0-0	0	0	0	36
S. Wilson	5	0-0	0-0	0-0	0	0-0	0	0	0	30
J. Lloyd	3	0-0	0-0	0-0	0	0-0	0	0	0	18
E. Schneider	3	0-0	0-0	0-0	0	0-0	0	0	0	18
Q. Chambers	2	0-0	0-0	0-0	0	0-0	0	0	0	12
A. Young	2	0-0	0-0	0-0	0	0-0	0	0	0	12
D. Koppenhaver	2	0-0	0-0	0-0	0	0-0	0	0	0	12
A. Nash	2	0-0	0-0	0-0	0	0-0	0	0	0	12
D. Helm	2	0-0	0-0	0-0	0	0-0	0	0	0	12
T.J. Rahming	1	0-0	0-0	0-0	0	0-0	0	0	0	6
P. Boehme	1	0-0	0-0	0-0	0	0-0	0	0	0	6
B. Fields	1	0-0	0-0	0-0	0	0-0	0	0	0	6
C. Taylor	1	0-0	0-0	0-0	0	0-0	0	0	0	6
J. Ajeigbe	1	0-0	0-0	0-0	0	0-0	0	0	0	6
D. Stirt	0	0-0	0-0	0-1	0	0-0	0	0	0	0

PUNTING	Player	No.	Yds	Avg	Lg	TB	FC	i20	50+	Blk
A. Parker	38	1,556	40.9	68	2	14	13	10	1	0
D. Stirt	25	913	36.5	50	2	12	6	1	0	0
D. Jones	2	71	35.5	43	0	0	0	1	0	0
P. Boehme	2	100	50.0	52	0	0	0	2	1	0
TEAM	1	0	0.0	0	0	0	0	0	0	0

KICKOFF RETURNS	Player	No.	Yds	Avg	TD	Lg
S. Wilson	37	924	25.0	1	96	
D. Edwards	2	41	20.5	0	21	
J. Ajeigbe	1	17	17.0	0	17	

PUNT RETURNS	Player	No.	Yds	Avg	TD	Lg
R. Smith	20	178	8.9	0	36	
S. Wilson	1	-3	-3.0	0	0	

INTERCEPTIONS	Player	No.	Yds	Avg	TD	Lg
D. Singleton	3	0	0.0	0	0	
B. Fields	2	36	18.0	1	36	
B. Borders	2	0	0.0	0	0	
B. Humphreys	1	11	11.0	0	11	
A. Saxton II	1	0	0.0	0	0	
J. Giles-Harris	1	3	3.0	0	3	

FIELD GOALS	Player	FGM-A	Pct	1-19	20-29	30-39	40-49	50+	Lg	Blk
AJ Reed	3-10	30.0	1-1	1-1	1-6	0-2	0-0	0	38	1

TOTAL OFFENSE LEADERS	Player	G	Plays	Rush	Pass	Total	Avg/G
D. Jones	12	571	486	2,836	3,322	276.8	
S. Wilson	12	151	623	0	623	51.9	
J. Duncan	7	88	450	0	450	64.3	

ALL PURPOSE YARDAGE LEADERS	Player	G	Rush	Rec	PR	KOR	IR	Total	Avg/G
S. Wilson	12	623	76	-3	924	0	1,620	135.0	
T.J. Rahming	12	-1	742	0	0	0	741	61.8	
D. Jones	12	486	0	0	0	0	486	40.5	

TACKLE LEADERS	Player	G	UA	A	Tot	TFL/Yds	Sacks/Yds	PBU
J. Giles-Harris	12	55	52	107	9.5-29	4.0-12	2	
B. Humphreys	12	51	55	106	11.0-49	4.5-33	1	
De. Singleton	12	39	21	60	3.0-8	0.0-0	2	
C. McCarthy	12	28	31	59	12.0-56	3.5-26	2	
A. Saxton II	12	32	21	53	3.0-9			

2017

Overall Record: 7-6 ACC: 3-5 (14th/Coastal)

Quick Lane Bowl

Head Coach: David Cutcliffe

Assistant Coaches: Zac Roper (Assoc. HC/OC/OB), Jim Bridge (Asst. HC/ST/TE), Jim Knowles (DC/LB), Ben Albert (Assoc. DC/DL), Re'quan Boyette (RB), Derek Jones (CB), Matt Guerrieri (S), Jeff Faris (WR), Marcus Johnson (OL)

Starting Lineup: **OFFENSE:** QB Daniel Jones, RB Shaun Wilson, TE Daniel Helm, WR T.J. Rahming, WR Chris Taylor, WR Johnathan Lloyd, LT Gabe Brandner, LG Zach Harmon, C Austin Davis, RG Julian Santos, RT Evan Lisle; **DEFENSE:** DE Victor Dimukeje, DT Edgar Cerenord, DT Mike Ramsay, DE Tre Hornbuckle, MLB Ben Humphreys, WLB Joe Giles-Harris, CB Mark Gilbert, CB Bryon Fields, S Jeremy McDuffie, S Jordan Hayes, S Alonzo Saxton II; **SPECIAL TEAMS:** K Austin Parker, P Austin Parker, LS Ben Wyatt

Captains: Austin Davis, Bryon Fields Jr., Daniel Jones & Mike Ramsay | **Team MVP:** Joe Giles-Harris

All-ACC: Mark Gilbert¹, Joe Giles-Harris¹, Austin Davis³, Jeremy McDuffie³, Mike Ramsay³, T.J. Rahming^{HM}, Shaun Wilson^{HM}

All-America: Mark Gilbert⁴, Joe Giles-Harris² | **Academic All-America:** -

Freshman All-America: Victor Dimukeje¹

Miscellaneous Awards: Quick Lane Bowl MVP (Daniel Jones)

S 2	N.C. Central	H	W	60-7	30,477	Jones 19-25, 213 yards & 2 TDs + 1 rush TD; Fields Jr. 28-yard INT return for TD; Duke: most points since 1949; Total offense: Duke 524, NCCU 154
S 9	Northwestern	H	W	41-17	20,241	Jones 29-45, 305 yards & 1 TD + 16-108 rushing & 2 TDs for 2nd 300-100 game in school history; Total offense: Duke 538, NW 191
S 16	Baylor	H	W	34-20	26,714	Wilson 18-176 rushing & 2 TDs (50 & 65); Brown 18-86 rushing; Giles-Harris 12 tackles; Humphreys 22-yard INT return for TD; Duke 38:57 TOP
S 23	North Carolina	A	W	27-17	59,000	Wilson GW 1-yard TD rush (6:09; 4th); Fields Jr. 61-yard INT return for TD (4:01; 4th); Humphreys 2.0 TFL; McDuffie 10 tackles
S 29	Miami (-/14)	H	L	6-31	36,314	MIA QB Rosier 15-26, 270 yards & 2 TDs; Wilson 9-63 rushing; Lloyd 9-82 receiving; 3rd downs: Duke 5-19, MIA 4-12; Halftime: MIA, 17-6
O 7	Virginia	A	L	21-28	38,638	UVA QB Benkert 24-43, 182 yards & 3 TDs; Giles-Harris 15 tackles & 3.5 TFL; Jones 14-42, 124 yards & 1 TD; McDuffie INT; Halftime: 14-14
O 14	Florida State	H	L	10-17	31,073	FSU RB Akers GW 42-yard TD rush (8:23; 4th); FSU QB Blackman 18-21, 197 yards & 1 TD; Jones 22-35, 204 yards; FSU TOP 36:44
O 21	Pittsburgh	H	L	17-24	22,621	PITT RB Hall GW 4-yard TD rush (10:48; 4th); Hall 24-254 rushing & 3 TDs (79, 92 & 4); PITT TOP 39:27; Humphreys 11 tackles
O 28	Virginia Tech (-/13)	A	L	3-24	60,914	VT RB McCleave 15-75 rushing & 1 TD; Jones 10-24, 82 yards + 17-65 rushing; Total offense: Duke 183, VT 387; Weather: cold & rainy
N 11	Army West Point	A	L	16-21	38,851	ARMY QB Bradshaw 20-96 rushing & 1 TD; ARMY blocked punt for TD (14:40; 2nd); Total offense: Duke 253, ARMY 268; Quansah 13 tackles
N 18	Georgia Tech	H	W	43-20	20,141	Brown 14-116 rushing & 1 TD; Jones 18-26, 181 yards & 1 TD + 16-91 rushing; Halftime: 20-20; Dimukeje INT; GT QB Marshall 20-140 rushing
N 25	Wake Forest	A	W	31-23	27,016	Jones GW 1-yard TD rush (13:53; 4th); Jones 25-44, 346 yards & 2 TDs; Rashming 8-90 rec.; Gilbert 2 INTs; Total offense: Duke 443, WF 336
D 26	+Northern Illinois	N ¹	W	36-14	20,211	MVP Jones 27-40, 252 yards & 2 TDs + 16-86 rushing & 1 TD; Wilson 2 TDs; Total offense: Duke 465, NIU 299; Duke TOP 38:21

N¹ Detroit, Mich.; + Quick Lane Bowl

	1st	2nd	3rd	4th	OT	Total
Duke	75	112	74	84	0	345
Opponents	79	89	50	45	0	263

TEAM STATISTICS

	Duke	Opponents
SCORING	345	263
Points Per Game	26.5	20.2
FIRST DOWNS	299	212
Rushing	141	103
Passing	136	87
Penalty	22	22

RUSHING YARDAGE

	2,228	1,992
Yards gained rushing	2,587	2,339
Yards lost rushing	359	347
Rushing Attempts	547	498
Average Per Rush	4.1	4.0
Average Per Game	171.4	153.2
TDs Rushing	22	16

PASSING YARDAGE

	2,774	2,332
Comp-Att-Int	266-469-12	167-330-15
Average Per Pass	5.9	7.1
Average Per Catch	10.4	14.0
Average Per Game	213.4	179.4
TDs Passing	16	16

TOTAL OFFENSE

	5,002	4,324
Total Plays	1,016	828
Average Per Play	4.9	5.2
Average Per Game	384.8	332.6

KICK RETURNS: #-Yards 30-698 52-1,008

PUNT RETURNS: #-Yards 19-107 26-186

INT RETURNS: #-Yards 15-224 12-99

KICK RETURN AVERAGE 23.3 19.4

PUNT RETURN AVERAGE 5.6 7.2

INT RETURN AVERAGE 14.9 8.2

FUMBLES-LOST 18-7 10-4

PENALTIES-Yards 62-541 74-695

Average Per Game 41.6 53.5

PUNTS-Yards 68-2,791 73-3,282

Average Per Punt 41.0 45.0

Net punt average 35.4 42.9

KICKOFFS-Yards 73-4,518 56-3,433

Average Per Kick 61.9 61.3

Net kick average 41.6 38.6

TIME OF POSSESSION/Game 31:23 28:37

3RD-DOWN Conversions 82/209 57/178

3rd-Down Pct 39% 32%

4TH-DOWN Conversions 17/27 6/27

4th-Down Pct 63% 22%

SACKS BY-Yards 29-184 29-203

TOUCHDOWNS SCORED 42 34

FIELD GOALS-ATTEMPTS 18-22 9-13

ON-SIDE KICKS 0-0 0-1

RED-ZONE SCORES (44-53) 83% (21-25) 84%

RED-ZONE TOUCHDOWNS (26-53) 49% (15-25) 60%

PAT-ATTEMPTS (37-40) 93% (32-34) 94%

RUSHING

Player	G	Att	Gain	Loss	Net	Avg	TD	Lg	Avg/G
S. Wilson	13	162	855	37	818	5.0	6	65	62.9
B. Brown	13	130	719	18	701	5.4	7	39	53.9
D. Jones	13	161	767	249	518	3.2	7	33	39.8
D. Jackson	12	32	101	4	97	3.0	0	9	8.1
Q. Harris	10	29	81	10	71	2.4	2	12	7.1
N. Pierre	10	11	29	3	26	2.4	0	10	2.6
P. Boehme	12	2	21	6	15	7.5	0	21	1.2
E. Deveaux	1	2	4	0	4	2.0	0	2	4.0
J. Lloyd	13	1	3	0	3	3.0	0	3	0.2
T.J. Rahming	13	4	7	4	3	0.8	0	3	0.2
TEAM	11	13	0	28	-28	-2.2	0	0	-2.5

PASSING

Player	G	Effic	C-A-I	Pct	Yds	TD	Lg	Avg/G
D. Jones	13	111.97	257-453-11	56.7	2,691	14	58	207.0
Q. Harris	10	164.32	7-10-0	70.0	73	1	17	7.3
S. Wilson	13	131.80	1-2-1	50.0	4	1	4	0.3
P. Boehme	12	75.20	1-2-0	50.0	6	0	6	0.5
T.J. Rahming	13	0.00	0-1-0	0.0	0	0	0	0.0
TEAM	11	0.00	0-1-0	0.0	0	0	0	0.0

RECEIVING

Player	G	No.	Yds	Avg	TD	Lg	Avg/G
T.J. Rahming	13	65	795	12.2	2	57	61.2
J. Lloyd	13	39	367	9.4	1	41	28.2
S. Wilson	13	36	263	7.3	4	58	20.2
C. Taylor	13	25	332	13.3	1	52	25.5
D. Helm	13	22	261	11.9	2	33	20.1
D. Koppenhaver	13	17	154	9.1	3	28	11.8
A. Young	13	16	219	13.7	1	54	16.8
B. Brown	13	14	161	11.5	0	40	12.4
Q. Chambers	12	9	87	9.7	0	23	7.2
S. Bracey	11	8	73	9.1	0	15	6.6
N. Gray	12	5	37	7.4	2	17	3.1
K. Fuller	12	5	17	3.4	0	7	1.4
D. Jackson	12	4	4	1.0	0	6	0.3
T. Lee	8	1	4	4.0	0	4	0.5

SCORING

Player	TD	FG	Kick	Rush	Rcv	Pass	Dxp	Saf	Pts
A. Parker	0	17-21	33-35	0-0	0	0-0	0	0	84
S. Wilson	10	0-0	0-0	0-1	0	0-0	0	0	60
B. Brown	7	0-0	0-0	0-0	0	0-0	0	0	42
D. Jones	7	0-0	0-0	0-1	0	0-1	0	0	42
D. Koppenhaver	3	0-0	0-0	0-0	0	0-0	0	0	18
B. Fields Jr.	2	0-0	0-0	0-0	0	0-0	0	0	12
N. Gray	2	0-0	0-0	0-0	0	0-0	0	0	12
D. Helm	2	0-0	0-0	0-0	0	0-0	0	0	12
T.J. Rahming	2	0-0	0-0	0-0	0	0-0	0	0	12
Q. Harris	2	0-0	0-0	0-0	0	0-0	0	0	12
W. Holmquist	0	1-1	4-5	0-0	0	0-0	0	0	7
J. Lloyd	1	0-0	0-0	0-0	0	0-0	0	0	6
C. Taylor	1	0-0	0-0	0-0	0	0-0	0	0	6
A. Young	1	0-0	0-0	0-0	0	0-0	0	0	6
B. Humphreys	1	0-0	0-0	0-0	0	0-0	0	0	6
J. McDuffie	1	0-0	0-0	0-0	0	0-0	0	0	6
TEAM	0	0-0	0-0	0-0	0	0-0	0	1	2
V. Dimukeje	0	0-0	0-0	0-0	0	0-0	0	0	0

PUNTING

Player	No.	Yds	Avg	Lg	TB	FC	i20	50+	Blk
A. Parker	61	2,565	42.0	59	9	16	10	10	1
W. Holmquist	5	177	35.4	48	0	1	2	0	0
TEAM	1	4	4.0	4	0	0	0	0	0
D. Jones	1	45	45.0	45	1	0	0	0	0

KICKOFF RETURNS

Player	No.	Yds	Avg	TD	Lg
S. Wilson	26	609	23.4	0	76
D. Jackson	2	39	19.5	0	24
M. Birmingham	1	12	12.0	0	12
B. Brown	1	38	38.0	0	38

PUNT RETURNS

Player	No.	Yds	Avg	TD	Lg
T.J. Rahming	13	91	7.0	0	33
S. Wilson	5	7	1.4	0	11
M. Hudzick	1	9	9.0	0	9

INTERCEPTIONS

Player	No.	Yds	Avg	TD	Lg
M. Gilbert	6	7	1.2	0	7
J. McDuffie	3	78	26.0	1	42
B. Fields Jr.	3	81	27.0	2	61
B. Humphreys	1	22	22.0	1	22
V. Dimukeje	1	26	26.0	0	26
J. Giles-Harris	1	10	10.0	0	10

FIELD GOALS

Player	FGM-A	Pct	1-9	10-19	20-29	30-39	40-49	50+	Lg	Blk
A. Parker	17-21	81.0	0-0	9-10	7-9	1-2				

2018

Overall Record: 8-5 ACC: 3-5 (6th/Coastal)

Walk-On's Independence Bowl

Head Coach: David Cutcliffe

Assistant Coaches: Zac Roper (Deputy HC/OC/DB), Derek Jones (Assoc. HC/DB), Ben Albert (Co-DC/DL), Matt Guerrieri (Co-DC/Recruiting Coordinator [D]/DJ), Jim Bridge (OL), Jeff Faris (Recruiting Coordinator [O]/TE), Re'quan Boyette (RB), Lanier Goethie (LB), Gerad Parker (WR), Kirk Benedict (Special Teams & Defense)

Starting Lineup: OFFENSE: QB Daniel Jones, RB Deon Jackson, TE Daniel Helm, WR T.J. Rahming, WR Chris Taylor, WR Johnathan Lloyd, LT Christian Harris, LG Zach Harmon, C Jack Wohlabaugh, RG Rakavius Chambers, RT Robert Kraeling; **DEFENSE:** DE Victor Dimukeje, DT Trevon McSwain, DT Derrick Tangelo, DE Drew Jordan, MLB Ben Humphreys, WLB Joe Giles-Harris, CB Brandon Feamster, CB Michael Carter II, S Leonard Johnson, S Marquis Waters, S Dylan Singleton; **SPECIAL TEAMS:** K Collin Wareham, P Austin Parker, LS John Taylor (PAT/FG) and Ben Wyatt (punt)

Captains: Joe Giles-Harris, Ben Humphreys, Daniel Jones & Johnathan Lloyd | **Team MVP:** Daniel Jones

All-ACC: Joe Giles-Harris¹, Deon Jackson², Daniel Helm³, T.J. Rahming³, Ben HumphreysTM, Dylan SingletonTM

All-America: – | **Academic All-America:** –

Freshman All-America: Chris Rumph II¹

Miscellaneous Awards: Walk-On's Independence Bowl Offensive Player of the Game (Daniel Jones)

A 31	Army West Point	H	W	34-14	26,017	Jones 13-17, 197 yards & 1 TD + 1 rush TD; Young 4-114 receiving & 1 TD; Singleton 11 tackles; TOP: AWP 36:06, Duke 23:54; TOs: AWP 2, Duke 1
S 8	Northwestern	A	W	21-7	40,654	Jones 16-22, 192 yards & 3 TDs; Jones fractured clavicle 3rd qtr.; NW RB Larkin 24-121 rushing & 1 TD; NW scoreless over final 54:10
S 15	Baylor	A	W	40-27	40,442	Harris 12-30, 174 yards & 3 TDs in 1st career start; Rahming 2 TD receptions; Johnson 53-yard INT return for TD; TOs: Duke 0, BAY 2
S 22	N.C. Central	H	W	55-13	25,132	Harris 15-27, 202 yards & 3 TDs; Brown 13-118 rushing & 1 TD; Hubbard 20-96 rushing; Tangelo 11 tackles; Total offense: NCCU 187, Duke 628
S 29	Virginia Tech (-/22)	H	L	14-31	32,177	VT QB Willis 17-27, 332 yards & 3 TDs; Jones 23-35, 226 yards & 1 TD (missed previous 2 games); VT defense: 8.0 TFL, 3.0 sacks & 1 INT
O 13	Georgia Tech	A	W	28-14	41,709	Rumph II 7 tackles, 4.0 TFL, 1.0 sack & 1 FR; Jones 17-27, 206 yards & 3 TDs; Giles-Harris 15 tackles; Halftime: 7-7; Duke 21 points in 3rd quarter
O 20	Virginia	H	L	14-28	20,277	UVA QB Perkins 20-32, 189 yards & 1 TD + 2 rushing TDs; Rushing yards: UVA 178, Duke 58; UVA defense: 4.0 sacks, 7 PBUs & 2 INTs
O 27	Pittsburgh	A	L	45-54	31,510	PITT QB Pickett GW 25-yard TD pass to WR Ffrench (:05; 4th); Jackson 403 AP yards (162 rush); Jones 4 TD passes; Offense: PITT 634; Duke 619
N 3	Miami	A	W	20-12	62,754	Jackson 14-113 rushing & 1 TD (75-yard TD on 1st play of game); Duke 1st win at Miami since 1976; Halftime: MIA 12, Duke 7; Weather: Heavy rain
N 10	North Carolina	H	W	42-35	35,493	Jones 31-54, 361 yards & 3 TDs + 15-186 rush & 1 TD; Jones school record 547 total yards; Hill 10 tackles; UNC RB Carter 18-148 rushing & 1 TD
N 17	Clemson (2/-)	A	L	6-35	81,313	CLEM QB Lawrence 21-38, 251 yards & 2 TDs; CLEM defense 4.0 sacks, 9 PBUs & 5 QBHs; Half: CLEM, 14-6; Total offense: CLEM 459, Duke 262
N 24	Wake Forest	H	L	7-59	20,782	WF QB Newman 18-23, 177 yards & 4 TDs; WF RB Carney 31-223 & 2 TDs; Total offense: WF 517, Duke 251; Half: WF, 31-7; Young IV 15 tackles
D 27	+Temple	N ¹	W	56-27	27,492	Offensive POTG Jones 30-41, 423 yards & 5 TDs + 1 rush TD; Rahming 12-240 receiving & 2 TDs; Total offense: TEM 281, Duke 563; Half: TEM, 27-21

	1st	2nd	3rd	4th	OT	Total
Duke	85	114	122	61	0	382
Opponents	79	108	86	83	0	356

TEAM STATISTICS Duke Opponents

SCORING	382	356
Points Per Game	29.4	27.4

FIRST DOWNS	267	272
Rushing	113	134
Passing	137	124
Penalty	17	14

RUSHING YARDAGE	2,075	2,721
Yards gained rushing	2,339	2,974
Yards lost rushing	264	253
Rushing Attempts	480	546
Average Per Rush	4.3	5.0
Average Per Game	159.6	209.3
TDs Rushing	19	27

PASSING YARDAGE	3,199	2,593
Comp-Att-Int	278-476-10	229-418-4
Average Per Pass	6.7	6.2
Average Per Catch	11.5	11.3
Average Per Game	246.1	199.5
TDs Passing	31	17

TOTAL OFFENSE	5,274	5,314
Total Plays	956	964
Average Per Play	5.5	5.5
Average Per Game	405.7	408.8

KICK RETURNS: #-Yards	37-720	43-845
PUNT RETURNS: #-Yards	28-160	26-226
INT RETURNS: #-Yards	4-76	10-94
KICK RETURN AVERAGE	19.5	19.7
PUNT RETURN AVERAGE	5.7	8.7
INT RETURN AVERAGE	19.0	10.4

FUMBLES-LOST	17-10	23-9
PENALTIES-Yards	54-452	69-669
Average Per Game	34.8	51.5

PUNTS-Yards	71-2,865	76-3,042
Average Per Punt	40.4	40.0
Net punt average	36.0	37.7

KICKOFFS-Yards	72-4,150	65-3,900
Average Per Kick	57.6	60.0
Net kick average	39.7	38.9

TIME OF POSSESSION/Game	27:50	32:10
3RD-DOWN Conversions	87/205	78/195
3rd-Down Pct	42%	40%
4TH-DOWN Conversions	12/28	11/25
4th-Down Pct	43%	44%

SACKS BY-Yards	24-142	30-184
MISC YARDS	37	11
TOUCHDOWNS SCORED	51	48
FIELD GOALS-ATTEMPTS	9-13	7-15
ON-SIDE KICKS	1-1	0-2

RED-ZONE SCORES	(40-47) 85%	(34-41) 83%
RED-ZONE TOUCHDOWNS	(31-47) 66%	(29-41) 71%
PAT-ATTEMPTS	(49-51) 96%	(41-45) 91%

RUSHING

Player	G	Att	Gain	Loss	Net	Avg	TD	Lg	Avg/G
D. Jackson	13	161	868	21	847	5.3	7	75	65.2
B. Brown	9	80	389	20	369	4.6	3	43	41.0
D. Jones	11	104	504	185	319	3.1	3	68	29.0
Q. Harris	12	46	213	18	195	4.2	5	28	16.2
M. Hubbard III	5	30	122	4	118	3.9	0	16	23.6
T.J. Rahming	13	9	82	0	82	9.1	0	38	6.3
N. Pierre	8	7	50	0	50	7.1	1	34	6.2
M. Durant	9	17	47	4	43	2.5	0	9	4.8
G. Carter	3	8	23	1	22	2.8	0	7	7.3
G. Holmberg	1	1	19	0	19	19.0	0	19	19.0
E. Deveaux	2	4	10	0	10	2.5	0	4	5.0
R. Wolitzer	2	2	5	0	5	2.5	0	3	2.5
J. Lloyd	13	2	4	0	4	2.0	0	3	0.3
C. Katrenick	2	2	3	0	3	1.5	0	3	1.5
TEAM	7	7	0	11	-11	-1.6	0	0	-1.6

PASSING

Player	G	Effic	C-A-I	Pct	Yds	TD	Lg	Avg/G
D. Jones	11	131.7	237-392-9	60.5	2,674	22	85	243.1
Q. Harris	12	135.0	34-68-1	50.0	437	7	66	36.4
C. Katrenick	2	107.0	5-12-0	41.7	54	1	28	27.0
TEAM	7	0.0	0-2-0	0.0	0	0	0	0.0
T.J. Rahming	13	614.8	1-1-0	100.0	22	1	22	1.7
D. Jackson	13	200.8	1-1-0	100.0	12	0	12	0.9

RECEIVING

Player	G	No.	Yds	Avg	TD	Lg	Avg/G
T.J. Rahming	13	75	811	10.8	8	85	62.4
J. Lloyd	13	51	604	11.8	5	68	46.5
C. Taylor	13	31	419	13.5	3	52	32.2
D. Helm	13	26	271	10.4	2	37	20.8
D. Jackson	13	26	253	9.7	2	74	19.5
N. Gray	13	20	234	11.7	1	26	18.0
D. Koppenhaver	13	14	115	8.2	7	22	8.8
J. Bobo	13	10	167	16.7	1	31	12.8
A. Young	2	7	139	19.9	1	61	69.5
D. Philyaw-Johnson	11	6	57	9.5	0	14	5.2
S. Bracey	10	3	27	9.0	0	15	2.7
K. Fuller	13	2	15	7.5	0	8	1.2
T. Lee	6	2	13	6.5	0	9	2.2
M. Hubbard III	5	2	0	0.0	0	1	0.0
B. Brown	9	1	44	44.0	1	44	4.9
Q. Harris	12	1	24	24.0	0	24	2.0
D. Jones	11	1	6	6.0	0	6	0.5

SCORING

Player	TD	FG	Kick	Rush	Rcv	Pass	Dxp	Saf	Pts
C. Wareham	0	9-13	49-51	0-0	0	0-0	0	0	76
D. Jackson	9	0-0	0-0	0-0	0	0-0	0	0	54
T.J. Rahming	8	0-0	0-0	0-0	0	0-0	0	0	48
D. Koppenhaver	7	0-0	0-0	0-0	0	0-0	0	0	42
J. Lloyd	5	0-0	0-0	0-0	0	0-0	0	0	30
Q. Harris	5	0-0	0-0	0-0	0	0-0	0	0	30
B. Brown	4	0-0	0-0	0-0	0	0-0	0	0	24
C. Taylor	3	0-0	0-0	0-0	0	0-0	0	0	18
D. Jones	3	0-0	0-0	0-0	0	0-0	0	0	18
D. Helm	2	0-0	0-0	0-0	0	0-0	0	0	12
N. Gray	1	0-0	0-0	0-0	0	0-0	0	0	6
J. Bobo	1	0-0	0-0	0-0	0	0-0	0	0	6
L. Johnson	1	0-0	0-0	0-0	0	0-0	0	0	6
A. Young	1	0-0	0-0	0-0	0	0-0	0	0	6
N. Pierre	1	0-0	0-0	0-0	0	0-0	0	0	6

PUNTING

Player	No.	Yds	Avg	Lg	TB	FC	i20	50+	Blk
A. Parker	67	2,772	41.4	57	4	27	23	15	0
D. Jones	2	54	27.0	29	0	0	2	0	0
J. Hubbard	1	39	39.0	39	0	0	0	0	0
TEAM	1	0	0.0	0	0	0	0	0	1

KICKOFF RETURNS

Player	No.	Yds	Avg	TD	Lg
D. Jackson	23	502	21.8	0	46
B. Brown	5	115	23.0	0	32
J. Lloyd	4	28	7.0	0	17
D. Helm	2	18	9.0	0	9
J. McDuffie	2	38	19.0	0	21
J. Bobo	1	19	19.0	0	19

PUNT RETURNS

Player	No.	Yds	Avg	TD	Lg
T.J. Rahming	25	146	5.8	0	32
J. Bobo	3	14	4.7	0	7

INTERCEPTIONS

Player	No.	Yds	Avg	TD	Lg
B. Feamster	1	8	8.0	0	8
M. Waters	1	10	10.0	0	10
M. Carter II	1	5	5.0	0	5
L. Johnson	1	53	53.0	1	53

FIELD GOALS

Player	FGM-A	Pct	1-19	20-29	30-39	40-49	50+	Lg	Blk
C. Wareham									

2019

Overall Record: 5-7 ACC: 3-5 (6th/Coastal)

Head Coach: David Cutcliffe

Assistant Coaches: Zac Roper (Deputy HC/OC/DB), Derek Jones (Assoc. HC/DB), Ben Albert (Co-DC/DL), Matt Guerrieri (Co-DC/Recruiting Coordinator [D]/DS), Jim Bridge (OL), Jeff Faris (Recruiting Coordinator [O]/TE), Re'quan Boyette (RB), Lanier Goethie (LB), Trooper Taylor (Asst. HC/WR), Kirk Benedict (Special Teams & Defense)

Starting Lineup: OFFENSE: QB Quentin Harris, RB Deon Jackson, TE Noah Gray, WR Scott Bracey, WR Aaron Young, LT Casey Holman, LG Zach Baker, C Jack Wohlabaugh, RG Rakaviv Chambers, RT Jacob Monk; DEFENSE: DE Victor Dimukeje, DT Trevon McSwain, DT Edgar Cerenord, DE Drew Jordan, MLB Koby Quansah, WLB Shaka Heyward (XX) or Brandon Hill (XX), CB Leonard Johnson, CB Josh Blackwell, S Marquis Waters, S Michael Carter II, S Dylan Singleton; SPECIAL TEAMS: K AJ Reed, P Austin Parker, LS John Taylor (PAT/FG) and Ben Wyatt (punt)

Captains: Zach Baker, Edgar Cerenord, Quentin Harris, Tre Hornbuckle, Koby Quansah, Dylan Singleton | Team MVP: Dylan Singleton

All-ACC: Victor Dimukeje², Noah Gray², Damond Philyaw-Johnson², Koby Quansah², Chris Rumph II², Austin ParkerTM, AJ ReedTM, Jack WohlabaughTM

All-America: Chris Rumph II¹, Noah Gray², Damond Philyaw-Johnson⁴, | Academic All-America: -

Freshman All-America: Jalon CalhounTM, Eli PancolTM

Miscellaneous Awards: AFCA Good Works Team (Koby Quansah)

A 31	+Alabama (2/-)	N ¹	L	3-42	71,916	ALA QB Tagovailoa 26-31, 336 yards & 4 TDs; Gray 5-45 receiving; Singleton 13 tackles; Half: ALA, 14-3; Total offense: ALA 512, Duke 204
S 7	North Carolina A&T	H	W	45-13	38,313	Harris 30-42, 345 yards & 4 TDs + 13-83 rushing & 1 TD; Calhoun 8-105 receiving & 2 TDs; Singleton 9 tackles; Total offense: Duke 574, A&T 249
S 14	Middle Tennessee	A	W	41-18	19,852	Harris 24-27, 237 yards & 4 TDs + 11-107 rushing; Young 6-106 receiving & 2 TDs; Rumph 4.0 TFL, 3 OBI; Duke: 6.0 sacks; Half: Duke, 31-3
S 27	Virginia Tech	A	W	45-10	59,537	Harris 20-27, 163 & 2 TDs + 17-100 rushing & 1 TD; Duke: 31 unanswered points in 2nd/3rd QTRs; Duke: largest margin in ACC win since 1989
O 5	Pittsburgh	H	L	30-33	22,610	PITT RB Carter GW 26-yard TD pass from QB Pickett (-38; 4th); Duke rallied from 26-3 3Q deficit to take 30-26 lead (1:29; 4th); Quansah 11 tkls
O 12	Georgia Tech	H	W	41-23	21,741	Jackson 20-69 rushing & 2 TDs; Dimukeje 6 tackles & 3.0 sacks; Hill & Quansah 11 tackles; Duke: 28 points in 2nd qtr. for 38-14 lead at halftime
O 19	Virginia	A	L	14-48	52,847	UVA QB Perkins 13-26, 141 yards + 22-62 rushing & 3 TDs; Total offense: UVA 307, Duke 250; UVA led 17-0 at halftime & 27-0 mid-3rd qtr
O 26	North Carolina	A	L	17-20	50,500	UNC K Ruggles GW 40-yard FG (7:00; 4th); UNC LB Surratt INT (:14; 4th); Heyward 15 tackles, 2.0 TFL, 1.0 sack, 1 FR; Rumph II 3.0 TFL
N 9	Notre Dame (15/-)	H	L	7-38	40,004	ND QB Book 18-32, 181 yards & 4 TDs + 12-139 rushing; Carter II 7 tackles, 1.0 TFL, 1 INT; Total offense: ND 469, Duke 197; Halftime: ND, 21-7
N 16	Syracuse	H	L	6-49	16,286	SYR RBs Howard & Neal 115 rushing yards & 1 TD each; TDs: Duke 3, SYR 0; Halftime: SYR, 14-6; Total offense: SYR 395, Duke 279
N 23	Wake Forest	A	L	27-39	24,130	WF RB Walker GW 14-yard TD rush (8:24; 4th); Philyaw-Johnson NCAA record 2 KORs for TDs (97 & 98); Total offense: WF 618, Duke 290
N 30	Miami	H	W	27-17	15,913	Jackson GW 2-yard rush (9:37; 4th); Rumph II 3.5 sacks; Duke defense: 9 sacks; Halftime: MIA, 14-13; Total offense: Duke 287, MIA 259

N¹ Atlanta, Ga.; +Chick-fil-A Kickoff Game

	1st	2nd	3rd	4th	OT	Total
Duke	47	116	64	76	0	303
Opponents	64	85	124	77	0	350

TEAM STATISTICS

	Duke	Opponents
SCORING	303	350
Points Per Game	25.25	29.17
FIRST DOWNS	224	232
Rushing	101	110
Passing	102	101
Penalty	21	21

RUSHING YARDAGE

	1,804	2,167
Yards gained rushing	2,039	2,974
Yards lost rushing	235	381
Rushing Attempts	495	499
Average Per Rush	3.6	4.3
Average Per Game	150.3	180.6
TDs Rushing	16	19

PASSING YARDAGE

	2,152	2,388
Comp-Att-Int	213-378-14	185-353-9
Average Per Pass	5.7	6.8
Average Per Catch	10.1	12.9
Average Per Game	279.3	199.0
TDs Passing	18	21

TOTAL OFFENSE

	3,956	4,555
Total Plays	873	852
Average Per Play	4.5	5.3
Average Per Game	329.7	379.6

KICK RETURNS: #-Yards 37-923 30-629

PUNT RETURNS: #-Yards 21-231 20-193

INT RETURNS: #-Yards 9-88 14-192

KICK RETURN AVERAGE 25.0 20.1

PUNT RETURN AVERAGE 11.0 9.7

INT RETURN AVERAGE 9.8 13.7

FUMBLES-LOST 23-14 15-8

PENALTIES-Yards 63-544 68-619

Average Per Game 45.33 51.58

PUNTS-Yards 67-3,018 68-2,646

Average Per Punt 45.0 38.9

Net punt average 40.4 34.3

KICKOFFS-Yards 62-3,464 72-4,335

Average Per Kick 55.9 60.2

Net kick average 39.3 37.0

TIME OF POSSESSION/Game 29:02 30:58

3RD-DOWN Conversions 64/193 68/183

3rd-Down Pct 33% 37%

4TH-DOWN Conversions 20/33 11/21

4th-Down Pct 61% 52%

SACKS BY-Yards 35-207 28-140

MISC YARDS 0 0

TOUCHDOWNS SCORED 37 43

FIELD GOALS-ATTEMPTS 15-18 17-20

ON-SIDE KICKS 2-2 0-0

RED-ZONE SCORES (29-32) 91% (38-45) 84%

RED-ZONE TOUCHDOWNS (19-32) 59% (27-45) 60%

PAT-ATTEMPTS (34-34) 100% (39-40) 98%

RUSHING

Player	G	Att	Gain	Loss	Net	Avg	TD	Lg	Avg/G
D. Jackson	12	172	660	19	641	3.7	6	32	53.4
O. Harris	12	160	658	148	510	3.2	7	65	42.5
M. Durant	12	97	469	8	461	4.8	1	42	38.4
B. Brown	3	12	56	0	56	4.7	0	16	18.7
C. Katrenick	5	13	49	2	47	3.6	1	11	9.4
A. Parker	12	3	45	0	45	15.0	0	28	3.8
J. Coleman	9	15	50	8	42	2.8	0	23	4.7
E. Pancol	12	3	20	0	20	6.7	1	9	1.67
E. Deveaux	3	6	18	0	18	3.0	0	7	6.0
J. Waters	4	2	8	0	8	4.0	0	7	2.0
J. Calhoun	12	4	6	4	2	0.5	0	3	0.2

PASSING

Player	G	Effic	C-A-I	Pct	Yds	TD	Lg	Avg/G
Q. Harris	12	116.1	209-357-11	58.5	2,078	16	49	173.2
C. Katrenick	5	64.7	3-13-1	23.1	49	1	23	9.8
J. Calhoun	12	640.0	1-1-0	100	25	1	25	2.1
D. Jackson	12	-200	0-1-1	0.0	0	0	0	0.0
A. Parker	12	0.0	0-1-0	0.0	0	0	0	0.0
A. Young	12	0.0	0-1-0	0.0	0	0	0	0.0
J. Bobo	8	0.0	0-2-0	0.0	0	0	0	0.0

RECEIVING

Player	G	No.	Yds	Avg	TD	Lg	Avg/G
J. Calhoun	12	46	420	9.1	4	49	35.0
N. Gray	12	51	392	7.7	3	23	32.7
A. Young	12	29	367	12.7	3	29	30.6
S. Bracey	11	21	270	12.9	2	37	24.6
D. Jackson	12	21	192	9.1	2	44	16.0
D. Harding Jr.	10	8	130	16.25	0	41	13.0
J. Bobo	8	10	122	12.2	0	17	15.3
M. Durant	12	16	117	7.3	1	22	9.8
E. Pancol	12	6	91	15.2	3	39	7.6
D. Philyaw-Johnson	11	2	31	15.5	0	26	2.8
B. Brown	3	2	13	6.5	0	10	4.3
J. Marwede	9	1	7	7.0	0	7	0.8

SCORING

Player	TD	FG	Kick	Rush	Rcv	Pass	Dxp	Saf	Pts
AJ Reed	0	15	34-34	0-0	0	0-0	0	0	79
D. Jackson	8	0	0	0-0	0	0-0	0	0	48
O. Harris	7	0	0	0-1	0	0-0	0	0	42
J. Calhoun	4	0	0	1-1	0	0-0	0	0	26
E. Pancol	4	0	0	0-0	0	0-0	0	0	24
A. Young	3	0	0	0-0	0	0-0	0	0	18
N. Gray	3	0	0	0-0	0	0-0	0	0	18
S. Bracey	2	0	0	0-0	0	0-0	0	0	12
M. Durant	2	0	0	0-0	0	0-0	0	0	12
D. Philyaw-Johnson	2	0	0	0-0	0	0-0	0	0	12
J. Jackson	1	0	0	0-0	0	0-0	0	0	6
C. Katrenick	1	0	0	0-0	0	0-0	0	0	6

PUNTING

Player	No.	Yds	Avg	Lg	TB	FC	i20	50+	Blk
A. Parker	66	3,018	45.7	72	6	21	24	26	1

KICKOFF RETURNS

Player	No.	Yds	Avg	TD	Lg
D. Philyaw-Johnson	17	549	32.3	2	98
M. Carter II	13	261	20.1	0	31
D. Jackson	3	70	23.3	0	27
J. Jackson	3	26	8.7	0	20
S. Bracey	1	17	17.0	0	17

PUNT RETURNS

Player	No.	Yds	Avg	TD	Lg
J. Blackwell	13	142	10.9	0	32
M. Hudzick	3	30	10.0	0	21
J. Bobo	2	21	10.5	0	14
J. Jackson	0	14	-	1	14
X. Gagnon	1	11	11.0	0	0
R. Shelton II	1	10	10.0	0	0
S. Bracey	1	3	3.0	0	3

INTERCEPTIONS

Player	No.	Yds	Avg	TD	Lg
M. Waters	2	42	21.0	0	22
L. Johnson	2	0	0.0	0	0
J. Alexander	2	17	8.5	0	9
E. Cerenord	1	17	17.0	0	17
S. Heyward	1	12	12.0	0	12
M. Carter II	1	0	0.0	0	0

FIELD GOALS

Player	FGM-A	Pct	1-19	20-29	30-39	40-49	50+	Lg	Blk
AJ Reed	15-18	83.3	0-0	2-2	8-8	3-6	2-2	51	0

TOTAL OFFENSE LEADERS

Player	G	Plays	Rush	Pass	Total	Avg/G
Q. Harris	12	517	510	2078	2588	215.7
D. Jackson	12	173	641	0	641	53.4
M. Durant	12	97	461	0	461	38.4
C. Katrenick	5	26	47	49	96	19.2
B. Brown	3	12	56	0	56	18.7

ALL PURPOSE YARDAGE LEADERS

Player	G	Rush	Rec	PR	KOR	IR	Total	Avg/G
--------	---	------	-----	----	-----	----	-------	-------

2020

Overall Record: 2-9 ACC: 1-9 (T-14th *one ACC division due to COVID-19 pandemic*)

Head Coach: David Cutcliffe

Assistant Coaches: Zac Roper (Deputy HC/OC/OB), Ben Albert (Co-DC/DL), Matt Guerrieri (Co-DC/Recruiting Coordinator [D]/DS), Kirk Benedict (Special Teams & Defense), Re'quan Boyette (RB), Jeff Faris (Recruiting Coordinator [O]/TE), Greg Frey (OL), Lanier Goethie (LB), Chris Hampton (CB), Trooper Taylor (Asst. HC/WR)

Starting Lineup: **OFFENSE:** QB Chase Brice, RB Deon Jackson, TE Noah Gray, WR Jake Bobo, WR Jalon Calhoun, WR Dennis Smith, LT Casey Holman, LG Rakavius Chambers, C Will Taylor (6) or Graham Barton (5), RG Jacob Monk, RT Devery Hamilton; **DEFENSE:** DE Victor Dimukeje, DT Derrick Tangelo, DT Ben Frye, DE Chris Rumph II, MLB Shaka Heyward, WLB Rocky Shelton II (8) or Dorian Mause (3), CB Leonard Johnson, CB Jeremiah Lewis, S Marquis Waters, S Michael Carter II, S Nate Thompson (5) or Lummie Young IV (4); **SPECIAL TEAMS:** K Charlie Ham, P Porter Wilson, LS John Taylor

Captains: Michael Carter II, Noah Gray, Deon Jackson, Chris Rumph II, Jack Wohlbaugh | **Team MVP:** Mataeo Durant

All-ACC: Chris Rumph II², Michael Carter II³, Victor Dimukeje^{MM}

All-America: – | **Academic All-America:** –

Freshman All-America: Graham Barton², Porter Wilson²

Miscellaneous Awards: AFCA Good Works Team (Rak Chambers)

S 12	Notre Dame (10/-)	A	L	13-27	10,097	ND RB Williams 12-112 rushing & 2 TDs; Brice 20-37, 259 yards; Gray 5-68 receiving; Heyward 8 tackles; Duke entered 4th qtr down, 13-17
S 19	Boston College	H	L	6-26	0	BC QB Jurkovic 17-23, 300 yards & 2 TDs; BC WR Flowerz 5-162 receiving & 1 TD; Durant 6-59 rushing & 1 TD; Duke offense: 5 TOs
S 26	Virginia	A	L	20-38	1,000	UVA QB Armstrong 24-45, 269 yards & 2 TD + 10-47 rushing & 1 TD; Brice 16-36, 246 yards & 2 TDs; Duke led, 20-17, entering 4th qtr
O 3	Virginia Tech	H	L	31-38	0	VT RB Herbert 19-207 rushing & 2 TDs + 2-150 KOR; VT DE Belmar: 3.0 sacks; Gray 6-51 receiving & 1 TD; Halftime: VT, 10-7
O 10	Syracuse	A	W	38-24	0	Jackson 30-169 rushing; Durant 23-163 rushing & 2 TDs; Brice 22-38, 270 yards & 2 TDs; Ham 3 FGs; Duke 12-17 3rd downs
O 17	N.C. State	A	L	20-31	4,032	NCS RB Person: 14-83 rushing; NCS LB Wilson 19 tackles & 2 INTs; Bobo 6-62 receiving & 1 TD; Halftime: Duke, 20-14
O 31	Charlotte	H	W	53-19	0	Durant 12-104 rushing & 2 TDs; Jackson 10-101 rushing & 2 TDs; Heyward 12 tackles, 2.0 TFL & 1.0 sack; Rumph II 3.0 sacks
N 7	North Carolina	H	L	24-56	0	UNC QB Howell 18-27, 235 yards & 3 TDs; UNC RB Williams 12-151 rushing & 3 TDs; Durant 11-132 rushing & 1 TD; Halftime: UNC, 42-10
N 28	Georgia Tech	A	L	33-56	11,000	GT QB Sims 13-23, 146 yards & 3 TDs + 12-108 rushing; Calhoun: 4-50 receiving; Heyward 5 tackles, FR for TD & safety; Halftime: GT, 28-26
D 5	Miami (9/-)	H	L	0-48	0	MIA QB King 16-24, 248 yards & 3 TDs; Total offense: MIA 524, Duke 177; Halftime: MIA, 21-0
D 12	Florida State	A	L	35-56	14,872	FSU RB Toafili 7-117 rushing & 1 TD; Durant 13-127 rushing & 1 TD; Thompson 7 tackles, FR & INT; Halftime: FSU, 28-21

	1st	2nd	3rd	4th	OT	Total
Duke	74	80	57	62	0	273
Opponents	98	100	113	108	0	419

TEAM STATISTICS Duke Opponents

SCORING	273	419
Points Per Game	24.8	38.1

FIRST DOWNS	237	247
Rushing	93	121
Passing	118	111
Penalty	26	15

RUSHING YARDAGE	1,728	2,345
Yards gained rushing	2,138	2,669
Yards lost rushing	410	324
Rushing Attempts	438	462
Average Per Rush	3.9	5.1
Average Per Game	157.1	213.2
TDs Rushing	19	31

PASSING YARDAGE	2,449	2,548
Comp-Att-Int	220-391-19	184-321-9
Average Per Pass	6.3	7.9
Average Per Catch	11.1	13.8
Average Per Game	222.6	231.6
TDs Passing	11	22

TOTAL OFFENSE	4,177	4,893
Total Plays	829	783
Average Per Play	5.0	6.2
Average Per Game	379.7	444.8

KICK RETURNS: #-Yards	35-704	25-550
PUNT RETURNS: #-Yards	18-170	16-12
INT RETURNS: #-Yards	9-36	19-207
KICK RETURN AVERAGE	20.1	22.0
PUNT RETURN AVERAGE	9.4	0.8
INT RETURN AVERAGE	4.0	10.9

FUMBLES-LOST	26-20	16-11
PENALTIES-Yards	62-566	59-589
Average Per Game	51.5	53.5

PUNTS-Yards	54-2,276	53-2,175
Average Per Punt	42.1	41.0
Net punt average	41.2	35.6

KICKOFFS-Yards	54-3,251	76-4,792
Average Per Kick	60.2	63.1
Net kick average	41.7	41.3

TIME OF POSSESSION/Game	28:34	31:26
3RD-DOWN Conversions	65/168	64/155
3rd-Down Pct	39%	41%
4TH-DOWN Conversions	11/23	14/21
4th-Down Pct	48%	67%

SACKS BY-Yards	31-197	37-195
MISC YARDS	0	0
TOUCHDOWNS SCORED	33	56
FIELD GOALS-ATTEMPTS	13-15	10-13
ON-SIDE KICKS	0-1	1-1

RED-ZONE SCORES	(28-35) 80%	(37-44) 84%
RED-ZONE TOUCHDOWNS	(18-35) 51%	(30-44) 68%
PAT-ATTEMPTS	(30-32) 94%	(53-54) 98%

RUSHING

Player	G	Att	Gain	Loss	Net	Avg	TD	Lg	Avg/G
M. Durant	11	120	837	20	817	6.8	8	64	74.3
D. Jackson	11	161	723	41	682	4.2	5	65	62.0
J. Waters	11	16	103	3	100	6.2	2	70	9.1
C. Brice	11	91	311	218	93	1.0	1	23	8.5
L. Diamont	1	12	65	5	60	5.0	0	23	60.0
E. Pancol	11	4	31	11	20	5.0	1	22	1.8
G. Holmberg	6	23	64	55	9	0.4	1	12	1.5
N. Gray	10	2	3	0	3	1.5	0	2	0.3
D. Karlin	1	1	1	0	1	1.0	1	1	1.0
J. Calhoun	11	1	0	4	-4	-4.0	0	0	-0.4
C. Katrenick	1	3	0	6	-6	-2.0	0	0	-6.0

PASSING

Player	G	Effic	C-A-I	Pct	Yds	TD	Lg	Avg/G
C. Brice	11	107.47	193-352-15	54.8	2170	10	55	197.3
G. Holmberg	6	110.10	18-25-2	72.0	161	0	17	26.8
L. Diamont	1	77.40	5-8-1	62.5	38	0	17	38.0
C. Katrenick	1	178.67	2-3-0	66.7	40	0	28	40.0
N. Gray	10	192.40	1-1-0	100.0	11	0	11	1.1
D. Jackson	11	673.60	1-1-0	100.0	29	1	29	2.6
J. Calhoun	11	-200.00	0-1-1	0.0	0	0	0	0.0

RECEIVING

Player	G	No.	Yds	Avg	TD	Lg	Avg/G
J. Calhoun	11	39	349	8.9	2	34	31.7
J. Bobo	11	32	358	11.2	1	26	32.5
N. Gray	10	29	285	9.8	2	24	28.5
E. Pancol	11	24	241	10.0	1	55	21.9
D. Smith	10	16	235	14.7	1	44	23.5
J. Garner	10	13	274	21.1	2	52	27.4
J. Marwede	11	13	145	11.2	1	55	13.2
D. Harding Jr.	11	12	160	13.3	0	31	14.5
M. Durant	11	12	107	8.9	1	30	9.7
D. Jackson	11	10	85	8.5	0	47	7.7
D. Philyaw-Johnson	9	7	96	13.7	0	34	10.7
J. Robertson	11	4	25	6.2	0	13	2.3
N. Dalmolin	9	3	42	14.0	0	17	4.7
M. Bowen-Sims	7	3	36	12.0	0	13	5.1
D. Carter	11	1	11	11.0	0	11	1.0
M. Birmingham	9	1	7	7.0	0	7	0.8
J. Waters	11	1	-7	-7.0	0	0	-0.6

SCORING

Player	TD	FG	Kick	Rush	Rcv	Pass	Dxp	Saf	Pts
C. Ham	0	13-15	30-32	0-0	0	0-0	0	0	69
M. Durant	9	0-0	0-0	0-0	0	0-0	0	0	54
D. Jackson	5	0-0	0-0	0-0	0	0-0	0	0	30
E. Pancol	2	0-0	0-0	0-0	0	0-0	0	0	12
J. Waters	2	0-0	0-0	0-0	0	0-0	0	0	12
J. Garner	2	0-0	0-0	0-0	0	0-0	0	0	12
J. Calhoun	2	0-0	0-0	0-0	0	0-0	0	0	12
N. Gray	2	0-0	0-0	0-0	0	0-0	0	0	12
C. Brice	1	0-0	0-0	1-1	0	0-0	0	0	8
S. Heyward	1	0-0	0-0	0-0	0	0-0	0	1	8
D. Mause	1	0-0	0-0	0-0	0	0-0	0	0	6
J. Stinson	1	0-0	0-0	0-0	0	0-0	0	0	6
D. Smith	1	0-0	0-0	0-0	0	0-0	0	0	6
J. Bobo	1	0-0	0-0	0-0	0	0-0	0	0	6
J. Marwede	1	0-0	0-0	0-0	0	0-0	0	0	6
D. Karlin	1	0-0	0-0	0-0	0	0-0	0	0	6
G. Holmberg	1	0-0	0-0	0-0	0	0-0	0	0	6
J. Lewis	0	0-0	0-0	0-0	0	0-0	1	0	2

PUNTING

Player	No.	Yds	Avg	Lg	TB	FC	i20	50+	Blk
P. Wilson	53	2,276	42.9	70	2	14	21	12	1

KICKOFF RETURNS

Player	No.	Yds	Avg	TD	Lg
D. Philyaw-Johnson	18	349	19.4	0	39
J. Stinson	17	355	20.9	0	40

PUNT RETURNS

Player	No.	Yds	Avg	TD	Lg
J. Robertson	7	55	7.9	0	21
J. Blackwell	5	35	7.0	0	13
J. Bobo	2	6	3.0	0	9
J. Calhoun	2	3	1.5	0	3
D. Harding Jr.	1	15	15.0	0	0
I. Fisher-Smith	1	24	24.0	0	0
D. Mause	0	32	0.0	1	32

INTERCEPTIONS

Player	No.	Yds	Avg	TD	Lg
M. Carter II	2	33	16.5	0	33
J. Lewis	2	0	0.0	0	0
R. Shelton II	1	3	3.0	0	3
M. Gilbert	1	0	0.0	0	0
N. Thompson	1	0	0.0	0	0
L. Young IV	1	0	0.0	0	0
L. Johnson	1	0	0.0	0	0

FIELD GOALS

Player	FGM-A	Pct	1-9	20-29	30-39	40-49	50+	Lg	Blk
C. Ham	13-15	86.7	0-0	5-5	5-6	3-4	0-0	47	0

TOTAL OFFENSE LEADERS

Player	G	Plays	Rush	Pass	Total	Avg/G
C. Brice	11	443	93	2170	2263	205.7
M. Durant	11	120	817	0	817	74.3
D. Jackson	11	162	682	29		

2021

Overall Record: 3-9 ACC: 0-8 (6th/Coastal)

Head Coach: David Cutcliffe

Assistant Coaches: Zac Roper (Deputy HC/TE), Trooper Taylor (Assoc. HC/CB), Ben Albert (Co-DC/DL), Re'quan Boyette (Co-OC/WR), Jeff Faris (Co-OC/OB), Matt Guerrieri (Co-DC/Recruiting Coordinator [DJ]/DS), Kirk Benedict (Special Teams & Defense), Greg Frey (Offensive Recruiting Coord./OL), Calvin Magree (RB), Sam McGrath (LB)

Starting Lineup: **OFFENSE:** QB Gunnar Holmberg, RB Mataeo Durant, TE Jake Marwede, WR Jake Bobo, WR Jalon Calhoun, WR Eli Pancel (6) or Darrell Harding Jr. (5), LT Graham Barton, LG Maurice McIntyre, C Jake Wohlabaugh, RG Jacob Monk, RT John Gelotte (9) or Carson Van Lynn (3); **DEFENSE:** DE R.J. Oben, DT Gary Smith III, DT DeWayne Carter, DE Ben Frye, MLB Shaka Heyward, WLB Dorian Mausi, CB Leonard Johnson, CB Josh Blackwell, S Jaylen Stinson (5) or Jalen Alexander (5), S Nate Thompson (6) or J'Marick Woods (4), S Lummie Young IV; **SPECIAL TEAMS:** K Charlie Ham, P Porter Wilson, LS John Taylor

Captains: Jake Bobo, DeWayne Carter, Gunnar Holmberg, Leonard Johnson | **Team MVP:** Mataeo Durant

All-ACC: Mataeo Durant¹, Jake Bobo³, DeWayne Carter², Shaka Heyward³, Jacob MonkTM, Jaylen StinsonTM, Jack WohlabaughTM

All-America: – | **Academic All-America:** Jackson Hubbard¹

Freshman All-America: –

Miscellaneous Awards: –

S 3	Charlotte	A	L	28-31	14,125	CHAR WR Byrd GW 11-yard TD pass from QB Reynolds (1:11; 4th); Durant 29-255 rushing & 3 TD (Duke single-game rushing yards record)
S 10	N.C. A&T	H	W	45-17	18,091	Holmberg 20-27, 270 yards + 5-30 rushing & 2 TDs; Durant 3 rushing TDs; Heyward 16 tackles
S 18	Northwestern	H	W	30-23	12,323	Duke 27 unanswered points to open game; Durant 22-102 rushing & 1 TD; Holmberg 31-44, 314 yards & 1 TD; Duke 558 total yards
S 25	Kansas	H	W	52-33	19,128	Durant 21-124 rushing & 1 TD; Holmberg 22-29, 328 yards & 1 TD; KAN QB Bean 19-32, 323 yards & 1 TD; Total offense: Duke 607, KAN 530
O 2	North Carolina	A	L	7-38	45,812	UNC 24 unanswered points to open game; UNC WR Downs 13-168 receiving & 1 TD; Durant 19-114 rushing; Calhoun 6-103 receiving & 1 TD
O 9	Georgia Tech	H	L	27-31	11,849	GT WR Sanders GW 36-yard pass from QB Sims (:51; 4th); Durant 43-152 rushing & 1 TD (Duke single-game rushing attempts record)
O 16	Virginia	A	L	0-48	38,489	UVA QB Armstrong 25-45, 364 yards & 2 TDs; UVA LB Jackson 11 tackles, 4.0 TFL, 1.0 sack; Young IV 10 tackles; Total offense: Duke 325, UVA 528
O 30	Wake Forest	A	L	7-45	31,613	WF QB Hartman 24-37, 402 yards & 3 TDs; Durant 20-103 rushing; Halftime: WF 28, Duke 0; Total offense: Duke 315, WF 677
N 6	Pittsburgh	H	L	29-54	20,693	PITT QB Pickett 28-43, 416 yards & 3 TDs; PITT WR Addison 7-171 receiving & 1 TD; Holmberg 16-23, 174 yards & 1 TD
N 13	Virginia Tech	A	L	17-48	56,730	VT RB Blackshear 12-117 rushing & 1 TD; VT QB Burmeister 9-15, 215 yards & 3 TD; Moore 6-12, 63 yards & 1 TD + 17-113 rushing & 1 TD
N 18	Louisville	H	L	22-62	8,493	LOU QB Cunningham 18-25, 303 yards & 5 TD + 11-224 rushing & 2 TD; Bobo 9-102 receiving; Total offense: Duke 458, LOU 687
N 27	Miami	H	L	10-47	17,391	MIA QB Van Dyke 34-49, 381 yards & 3 TD; MIA scored game's final 44 points (trailed 10-3); Johnson 13 tackles, 1.0 TFL, 1 CF & 1 PBU

	1st	2nd	3rd	4th	OT	Total
Duke	60	81	69	64	0	274
Opponents	100	170	104	103	0	477

TEAM STATISTICS Duke Opponents

SCORING	274	477
Points Per Game	22.8	39.8

FIRST DOWNS	267	289
Rushing	111	114
Passing	131	155
Penalty	25	20

RUSHING YARDAGE	2,157	2,474
Yards gained rushing	2,479	2,694
Yards lost rushing	322	220
Rushing Attempts	524	468
Average Per Rush	4.1	5.3
Average Per Game	179.8	206.2
TDs Rushing	22	26

PASSING YARDAGE	2,855	3,741
Comp-Att-Int	265-410-9	241-405-8
Average Per Pass	7.0	9.2
Average Per Catch	10.8	15.5
Average Per Game	237.9	311.8
TDs Passing	9	32

TOTAL OFFENSE	5,012	6,215
Total Plays	934	873
Average Per Play	5.4	7.1
Average Per Game	417.7	517.9

KICK RETURNS: #-Yards	43-995	19-288
PUNT RETURNS: #-Yards	15-127	26-221
INT RETURNS: #-Yards	8-101	9-115
KICK RETURN AVERAGE	23.1	15.2
PUNT RETURN AVERAGE	8.5	8.5
INT RETURN AVERAGE	12.6	12.8

FUMBLES-LOST	21-12	21-6
PENALTIES-Yards	78-740	77-643
Average Per Game	61.7	53.6
PUNTS-Yards	61-2,732	47-1,947
Average Per Punt	44.8	41.4
Net punt average	40.2	37.1

KICKOFFS-Yards	60-3,372	91-5,601
Average Per Kick	56.2	61.5
Net kick average	37.4	38.5
TIME OF POSSESSION/Game	29:19	29:31

3RD-DOWN Conversions	86/204	84/175
3rd-Down Pct	42%	48%
4TH-DOWN Conversions	11/29	9/13
4th-Down Pct	38%	69%

SACKS BY-Yards	21-122	27-181
MISC YARDS	0	0
TOUCHDOWNS SCORED	33	60
FIELD GOALS-ATTEMPTS	14-21	20-23
ON-SIDE KICKS	1-1	0-0

RED-ZONE SCORES	(31-43) 72%	(51-55) 93%
RED-ZONE TOUCHDOWNS	(20-43) 47%	(37-55) 67%
PAT-ATTEMPTS	(32-33) 97%	(57-60) 95%

RUSHING

Player	G	Att	Gain	Loss	Net	Avg	TD	Lg	Avg/G
M. Durant	12	255	1,317	76	1,241	4.9	9	59	103.4
G. Holmberg	11	88	298	137	161	1.8	6	26	14.6
R. Leonard	7	47	230	57	173	3.7	2	35	24.7
Jo. Moore	10	44	244	23	221	5.0	3	40	22.1
J. Waters	10	39	206	9	197	5.1	1	30	19.7
J. Coleman	9	11	19	5	14	1.3	0	5	1.6
N. Kyei-Donkor	5	10	20	2	18	1.8	0	5	3.6
Tr. Davis	3	9	29	0	29	3.2	0	6	9.7
Ja. Moore	11	5	12	0	12	2.4	0	5	1.1
L. Diamont	2	4	48	0	48	12.0	0	38	24.0
N. Montgomery	9	3	28	0	28	9.3	0	16	3.1
J. Calhoun	12	2	13	0	13	6.5	1	7	1.1
P. Wilson	12	2	11	1	10	5.0	0	11	0.8
D. Carter	12	1	0	1	-1	-1.0	0	0	-0.1
J. Robertson	12	1	4	0	4	4.0	0	4	0.3

PASSING

Player	G	Effic	C-A-I	Pct	Yds	TD	Lg	Avg/G
G. Holmberg	11	130.3	217-324-8	67.0	2,358	7	80	214.4
R. Leonard	7	113.4	37-62-1	59.7	381	1	39	54.4
Jo. Moore	10	106.7	9-19-0	47.4	95	1	36	9.5
L. Diamont	2	125.5	2-3-0	66.7	21	0	17	10.5

RECEIVING

Player	G	No.	Yds	Avg	TD	Lg	Avg/G
J. Bobo	12	74	794	10.7	1	48	66.2
J. Calhoun	12	56	718	12.8	3	80	59.8
M. Durant	12	27	256	9.5	2	53	21.3
E. Pancel	12	17	233	13.7	1	28	19.4
J. Robertson	12	17	115	6.8	0	18	9.6
J. Marwede	12	16	140	8.8	0	33	11.7
N. Dalmolin	12	15	121	8.1	1	28	10.1
D. Harding Jr.	12	12	141	11.8	0	50	11.8
J. Garner	12	10	119	11.9	0	30	9.9
J. Waters	10	6	76	12.7	1	43	7.6
M. Bowen-Sims	7	5	40	8.0	0	14	5.7
C. Finney	12	5	101	20.2	0	39	8.4
N. Kyei-Donkor	5	3	0	0.0	0	4	0.0
Tr. Davis	3	1	0	0.0	0	0	0.0
S. Hagans	4	1	5	5.0	0	5	1.3

SCORING

Player	TD	FG	Kick	Rush	Rcv	Pass	Dxp	Saf	Pts
C. Ham	0	14-20	32-32	0-0	0	0-0	0	0	74
M. Durant	11	0-0	0-0	0-0	0	0-0	0	0	66
G. Holmberg	6	0-0	0-0	0-0	0	0-0	0	0	36
J. Calhoun	4	0-0	0-0	0-0	0	0-0	0	0	24
Jo. Moore	2	0-0	0-0	0-0	0	0-0	0	0	18
J. Waters	2	0-0	0-0	0-0	0	0-0	0	0	12
J. Stinson	2	0-0	0-0	0-0	0	0-0	0	0	12
R. Leonard	2	0-0	0-0	0-0	0	0-0	0	0	12
J. Bobo	1	0-0	0-0	0-0	0	0-0	0	0	6
E. Pancel	1	0-0	0-0	0-0	0	0-0	0	0	6
N. Dalmolin	1	0-0	0-0	0-0	0	0-0	0	0	6

PUNTING

Player	No.	Yds	Avg	Lg	TB	FC	i20	50+	Blk
P. Wilson	61	2,732	44.8	69	3	16	22	17	0

KICKOFF RETURNS

Player	No.	Yds	Avg	TD	Lg
J. Stinson	34	818	24.1	2	94
S. Hagans	5	109	21.8	0	30
Tr. Davis	2	47	23.5	0	28
G. Anderson	1	8	8.0	0	8
J. Robertson	1	13	13.0	0	13

PUNT RETURNS

Player	No.	Yds	Avg	TD	Lg
S. Boylan	8	73	9.1	0	22
J. Blackwell	7	54	7.7	0	29

INTERCEPTIONS

Player	No.	Yds	Avg	TD	Lg
J. Lewis	2	35	17.5	0	26
L. Johnson	2	30	15.0	0	23
S. Heyward	1	26	26.0	0	26
R. Oben	1	8	8.0	0	8
L. Young IV	1	2	2.0	0	2
N. Thompson	1	0	-	0	-

FIELD GOALS

Player	FGM-A	Pct	1-19	20-29	30-39	40-49	50+	Lg	Blk
C. Ham	14-20	70.0	0-0	7-7	4-6	2-4	1-3	50	0
M. Aiswanger	0-1	-	0-0	0-1	0-0	0-0	0-0	-	0

TOTAL OFFENSE LEADERS

Player	G	Plays	Rush	Pass	Total	Avg/G
G. Holmberg	11	412	161	2,358	2,519	229.0
M. Durant	12	255	1,241	0	1,241	103.4
R. Leonard	7	109	173	381	554	79.1
Jo. Moore	10	63	221	95	316	31.6
J. Waters	10	39	197	0	197	19.7
L. Diamont	2	7	48	21	69	34.5
Tr. Davis	3	9	29	0	29	9.7

ALL PURPOSE YARDAGE LEADERS

Player	G	Rush	Rec	PR	KOR	IR	Total	Avg/G
M. Durant	12	1,241	256	0	0	0	1,497	124.8
J. Stinson	12	0	0	0	818	0	818	68.2



2022 ACC BOWL PARTNERS



COLLEGE FOOTBALL PLAYOFF



12.30 | 7:30/8 PM
ESPN

HOME OF THE ACC CHAMPION

* Next highest ranked ACC team if ACC team(s) in playoff.



1.2 | 1 PM
ESPN

NEW YEAR'S SIX



12.31 | 4/8 PM
ESPN

SEMI-FINAL



12.31 | 4/8 PM
ESPN

SEMI-FINAL



1.9 | 8 PM
ESPN



BOWL SEASON



1.2 | NOON
ESPN2



12.29 | 5:30 PM
ESPN



TBD



12.30 | 3:30 PM
ESPN



12.29 | 2 PM
ESPN



12.30 | NOON
ESPN



12.30 | 2 PM
CBS



12.17 | 11 AM
ESPN



12.23 | TBD
ESPN



12.27 | 3:15/6:45 PM
ESPN



12.28 | 2 PM
ESPN

THEACC.COM/BOWLS



2022 SUBWAY AFC FOOTBALL CHAMPIONSHIP GAME

ATLANTIC DIVISION VS COASTAL DIVISION | BANK OF AMERICA STADIUM | CHARLOTTE, NORTH CAROLINA

12.3

11.26

11.19

11.12

11.5

10.29

10.22

10.15

10.8

10.1

9.24

9.17

9.10

9.3

8.27

TEAM

R
A
T
L
A
N
T
I
C
D
I
V
I
S
I
O
N

12.3	11.26	11.19	11.12	11.5	10.29	10.22	10.15	10.8	10.1	9.24	9.17	9.10	9.3	8.27	TEAM