



**DUKE UNIVERSITY  
MEN'S GOLF MEDIA GUIDE**

**2011-12**

**Table of Contents**

Table of Contents & Quick Facts	1
Duke University Golf Club	1
Rod Myers Training Facility	1
The Karcher-Ingram Golf Center	1
2011-12 Roster & Schedule	2
2011-12 Team Picture	2
Head Coach Jamie Green	3
Associate Head Coach Jon Whithaus	4
Sport Administrator Mike Sobb	4
Spencer Anderson	5
Tim Gornik	6
Brinson Paolini	7
Adam Sumrall	8
Julian Suri	9
Austin Cody	10
Yaroslav Markoluv	11
Michael Ricaurte	12
Turner Southey-Gordon	12
Player Career Results	13
Tribute to Rod Myers	14
Rod Myers Invitational	14
Home Tournament History	14
2010-11 Statistics	15
2010-11 Tournament Results	16-17
Honors & Awards	18
Team & Individual Championships	19
NCAA Championship History	20
NCAA Regional History	21
ACC Championship History	22-23
Season Records	24
Career Records	25
Low Rounds	26
Freshman Records	27
All-Time Player Stats	28-36
Letterwinners	37
International Competition	38
PGA Tour History	39

**Duke University Quick Facts**

Location	Durham, N.C.
Founded	1838 as Trinity College
Enrollment	6,504
President	Dr. Richard H. Brodhead
Athletics Director	Kevin White
Affiliation	NCAA Division I
Conference	Atlantic Coast
Nickname	Blue Devils
School Colors	Duke Blue & White
Head Coach	Jamie Green
Alma Mater	Ohio Wesleyan '93
Email	mgolf@duaa.duke.edu
Office Phone	919-681-2494
Associate Head Coach	Jon Whithaus
Alma Mater	Ohio Wesleyan '91
Email	mgolf@duaa.duke.edu
Office Phone	919-681-2578
Golf Mailing Address	Karcher-Ingram Golf Center 3001 Cameron Blvd. Durham, N.C. 27705

**Team Information**

Lettermen Returning/Graduated	6/1
Top Five Returning	4
2010 ACC Finish	T-3rd of 11
2010 NCAA Central Regional Finish	4th of 14
2010 NCAA Championship Finish	T-27th of 30

**Sports Information**

Golf SID	Matt Plizga
E-mail	plizga@duke.edu
Office Phone	(919) 668-1712
Cell Phone	(919) 812-0882

**Duke University Golf Club**

The Duke University Golf Club, which served as the host of the 1962 and 2001 NCAA Division I Men's Golf Championships, is the home venue for the Blue Devil golf team.

Construction of the course was planned to begin prior to World War II, but the bombing of Pearl Harbor in 1941 put the plans on hold. After the war, the present site of 300 acres was selected. The property was carefully chosen for the unique elevation changes of its mildly rolling terrain. In 1955, Duke sought out Robert Trent Jones, whose golf course architecture was widely respected.

Finally, on September 26, 1957, Duke University Golf Club opened to the public. The Duke course was immediately labeled one of the top university golf facilities in the nation. The accolades were great enough to attract the 1962 NCAA Golf Championships. Ironically, there was a soon-to-be-famous golf course architect playing in that NCAA field from Yale University. His name was Rees Jones, eldest son of the Duke golf course designer.

In 1988, university officials recognized that the golf course needed restoration. While no one denied the magnificent routing of its holes, length needed to be increased to account for the advancement of modern golf. Rees Jones, then a master architect in his own right, was the only choice for this redesign. Final major construction began in June, 1993 and was completed in April, 1994. It would be difficult to describe the loving care that Rees Jones put into the design of each and every feature of the course. Throughout the redesign, he scrutinized every shot possibility, observed and considered every angle to insure that each nuance of the course would be subtle and perfectly placed.

The facility plays host to a number of annual events including the upcoming Rod Myers Invitational and the Duke Children's Classic. In addition, the course frequently hosts U.S. Open qualifiers.

**Rod Myers Training Facility**

The Rod Myers Training Facility was completed in September of 2006 and is one of the top practices areas in the country.

The Blue Devils' practice facilities include a short-game area designed exclusively for the Duke golf teams where players can practice any shot inside 150 yards. The short-game area includes sand and grass bunkers, uneven lies, fairway bunkers, a target green for wedge shots, a pitching green and an expansive putting green. The chipping and putting zones feature greens with the two most common styles of grass so that team members can prepare for the playing surface of each approaching tournament.

The facility also includes grass practice tees for full-swing hitting out to 350 yards and target greens. The hitting area was created to give Duke players the ability to hit a full range of golf shots by providing three separate sections and angles to drive from as well as to hit approach shots.

In addition, a video analysis building, featuring three heated indoor hitting stations, was completed in September of 2008. The building is equipped with the latest in technological training aides, including V1 Video Analysis systems and a TrackMan ball flight monitor.

**Karcher-Ingram Golf Center**

Duke plays at the second-ranked university golf course in the nation, but in August of 2005, the already impressive facilities at the Duke University Golf Club took another step towards becoming the best in the NCAA. Duke unveiled the Karcher-Ingram Golf Center, which features coaches' offices, locker rooms, a club repair room, a trophy room, players' lounge, library/study area and an indoor putting surface.

**Duke University & Nike**

In 2009, Duke University and Nike Inc. reached a 10-year sponsorship agreement that will supply all 26 of the Blue Devils' athletics teams with uniforms, footwear, apparel and equipment.

- Under the terms of the contract, Nike phased in its exclusive agreement with all Duke Athletics teams over a three-year period beginning in 2008-09.

- Additionally, all officially licensed Blue Devils merchandise sold by Nike will comply with labor policies consistent with Duke's position on worker's rights. Duke has long been a leader in demanding manufacturers of licensed products protect the rights of workers.

- In 1997, Duke was the first university in the country to adopt a code of conduct for apparel manufacturers that requires licensees, their contractors and sub-contractors to accept independent monitoring of factory working conditions. Two years later, Duke established another standard by requiring its licensees to publicly disclose the names and locations of factories that manufacture Duke items. Duke remains very involved in these issues and committed to ensuring that products bearing its name and/or trademarks are manufactured under decent and humane working conditions.

- Nike will provide cash compensation annually to the Duke Department of Athletics over the term of the contract.

- Nike will provide annual funding to local charities of Duke's choice.

- Each year, one Duke student-athlete will receive a paid internship at Nike headquarters near Beaverton, Ore., beginning in the summer of 2009.

**Credits**

The 2011-12 Duke Men's Golf Digital Media Guide is a product of the Duke Sports Information office.

**Editor/Designer:** Matt Plizga

**Research:** Leslie Gaber, Colin Small

**Editorial Assistance:** Jean Brooks, Leslie Gaber, Katie Brown, Taylor Knight

**Photography:** Duke University Photography



2011-12 DUKE MEN’S GOLF

2011-12 Roster					
Name	Ht	Wt	R/L	Yr-Exp	Hometown (High School)
Spencer Anderson	5-10	150	R	Sr.-3L	Pacific Palisades, Calif. (Brentwood School)
Austin Cody	5-11	150	R	So.-1L	North Charleston, S.C. (Pinewood Prep)
Tim Gornik	6-3	150	R	Jr.-2L	Ljubljana, Slovenia (Monteverde [Fla.] Academy)
Yaroslav Merkulov	5-10	180	R	So.-1L	Penfield, N.Y. (Penfield)
Brinson Paolini	5-10	150	R	Jr.-2L	Virginia Beach, Va. (Frank W. Cox)
Michael Ricaurte	6-3	210	R	Fr.-HS	Columbus, Ohio (Saint Charles Prep)
Turner Southey-Gordon	5-9	150	L	Fr.-HS	Toronto, Ontario, Canada (Upper Canada College)
Adam Sumrall	6-5	165	R	Jr.-2L	South Bend, Ind. (Marian)
Julian Suri	6-0	170	R	Jr.-2L	St. Augustine, Fla. (Bartram Trail)

**Head Coach:** Jamie Green  
**Associate Head Coach:** Jon Whithaus



2011-12 Schedule

Date	Tournament	Location	Course
Sept. 16-18	Olympia Fields / Fighting Illini Invitational	Olympia Fields, Ill.	Olympia Fields Country Club
Oct. 1-2	Rod Myers Invitational	Durham, N.C.	Duke University Golf Club
Oct. 9-11	The Prestige at PGA West	Palm Desert, Calif.	PGA West - Norman Course
Oct. 23-25	United States Collegiate Championship	Alpharetta, Ga.	The Golf Club of Georgia
Oct. 31 - Nov. 1	Royal Oaks Intercollegiate	Dallas, Texas	Royal Oaks Country Club
Feb. 15-17	John A. Burns Intercollegiate	Kahuku, O’ahu, Hawaii	Turtle Bay Resort
March 9-11	Southern Highlands Collegiate Masters	Las Vegas, Nev.	Southern Highlands Golf Club
March 18-20	Callaway Collegiate Match Play Championship	Bradenton, Fla.	The Concession Golf Club
April 6-7	River Landing Intercollegiate	Wallace, N.C.	River Landing Country Club
April 20-22	ACC Championship	New London, N.C.	Old North State Club
May 16-19	NCAA Regional Championship	TBA	TBA
May 29-June 3	NCAA Championship Finals	Pacific Palisades, Calif.	Riviera Country Club

MEDIA GUIDE

MEDIA GUIDE



**Jamie Green**  
**Head Coach**  
**Fourth Year**  
**Ohio Wesleyan ‘93**

Jamie Green became the head men's golf coach at Duke University on January 9, 2009, following a highly successful five and a half year stint in the same capacity at UNC Charlotte.

Green guided Duke to one of its most successful seasons in 2010-11 as the Blue Devils captured three tournament titles and reached the semi-finals of match play at the NCAA Championship. Duke won the prestigious Callaway Collegiate Match Play Championship as well as stroke-play titles at the Irish Creek Collegiate and NCAA East Regional. Green saw his Blue Devils fire a third round low score at the NCAA Championship to climb up the leaderboard and secure a spot in the match play championship with an eighth place finish. Duke defeated top-seed UCLA, 3-1-1, in the quarterfinals before falling 3-2 in a tightly contested semifinal match with Georgia. Brinson Paolini received honorable mention All-America and All-ACC accolades. He was also joined on the PING All-East Region team by Tim Gornik, Wes Roach and Julian Suri. Five Blue Devils were named to the All-ACC Academic team, while all eight team members earned ACC Academic Honor Roll status.

In his first full season at Duke, Green guided a lineup featuring three underclassmen to a second straight NCAA Championship appearance and a tie for third place finish at the ACC Championship. The Blue Devils placed in the top 5 in eight tournaments, including a season-best second place showing at the N.C. State Wolfpack Intercollegiate. Adam Long and Brinson Paolini paced the team with 72.3 stroke averages. Long earned All-ACC and was a Byron Nelson Award Finalist, while Paolini set several Duke freshmen records en route to being named the ACC Freshman of the Year. In addition to the success on the course, all seven team members were named to the ACC Academic Honor Roll in 2009-10.

Green led the Blue Devils to a tournament win and a third place showing at the ACC Championship during the 2009 spring season. He guided Duke to a fifth place finish at the NCAA Central Regional as the Blue Devils advanced to the NCAA Championship for the fifth time in the last seven years. Adam Long posted a team-low 73.0 stroke average en route to claiming PING All-East Region as well as Cleveland Golf/Srixon All-America Scholar accolades.

During his tenure at Charlotte, Green led the 49ers to four NCAA Tournament appearances, placing third in 2007 and eighth in 2008. The 49ers were one of just nine teams to reach the NCAA Finals in all three seasons from 2006 to 2008. He also led the team to 17 wins overall, including 15 tournament titles from 2006 to 2008. The 49ers competed in 55 regular-season events, with 39 top five finishes. In 12 postseason events (league tournaments, NCAA Regionals, NCAA Championships), Charlotte posted seven top five finishes. Under Green's direction, team records for a single round, tournament and single-season scoring were all broken multiple times, as well as individual records for single-round, tournament and single-season scoring.

Green’s Coaching Resume

Years	Wins	Conference Finish	Regional Finish	NCAA Finish	All-Americas	Academic All-Americas	All-Conference	Academic All-Conference
<b>Charlotte</b>								
2003-04	-	2nd	-	-	-	-	1	-
2004-05	2	2nd	17th	-	-	-	3	-
2005-06	4	1st	5th	22nd	-	2	5	3
2006-07	5	1st	7th	T-3rd	2	2	4	2
2007-08	6	1st	7th	T-8th	2	3	3	2
<b>Duke</b>								
Spring 2009	1	3rd	5th	14th	-	1	-	2
2009-10	-	T-3rd	4th	T-27th	-	-	1	5
2010-11	3	2nd	1st	8th (SF)	1	-	1	5
<b>Totals</b>	<b>21</b>	<b>3 titles</b>	<b>7 bids</b>	<b>6 bids</b>	<b>5</b>	<b>8</b>	<b>18</b>	<b>19</b>

2011-12 DUKE MEN’S GOLF

In his first year, Green led Charlotte to a runner-up finish in Conference USA. The following year, he copped another runner-up finish and the program's first-ever berth in the NCAA Tournament, as an at-large invitee to the East Regional. In 2005-06, Green guided the 49ers to the Atlantic 10 championship, a second straight NCAA East Regional berth and a qualification for the 30-team NCAA National Finals.

In Green's fourth year, the 49ers again claimed the A-10 title and advanced through the NCAA Regionals to the NCAA Finals, where they placed third -- matching the best NCAA finish by any 49ers sports program. The 49ers jumped to No. 1 in the country in 2007-08 after winning four straight stroke-play events, including the prestigious PING/Golfweek Preview. Charlotte tied for eighth at the NCAA Championships and finished the year ranked in the nation's top 10 by all three major rankings. Charlotte competed in 12 events, posting a school-record six wins, a runner-up finish and top 10 finishes at both the NCAA Championship and the NCAA East Regional in 2007-08.

Green had four All-America selections at UNC Charlotte, with Andrew DiBitetto and Corey Nagy earning honorable mentions in 2007. In 2008, Nagy again earned honorable mention while Jonas Enander Hedin made the third team.

The A-10 Coach of the Year in 2006, 2007 and 2008 as well as the 2008 GCAA Eaton Golf Pride South Region Coach of the Year in 2008, Green also has a strong academic reputation. Charlotte produced seven GCAA All-America Scholars in a three-year span (2006-08) and had three different players win A-10 Scholar-Athlete of the Year honors in the same period. The 49ers also won the 2005 Conference USA Academic Award for men's golf by posting the league's best GPA. In 2004 and 2006, the golf team won the school's CHAMPS Team Life Skills Award for outstanding participation in that NCAA enrichment program.

A 1993 graduate of Ohio Wesleyan University and a member of the Golf Coaches Association of America since 1996, Green was an assistant coach at a number of schools prior to joining the 49ers. From 1999 to 2003, Green served as the assistant men's golf coach at North Carolina under head coach John Inman. He worked with the department's academic support center and helped North Carolina produce two GCAA All-America Scholars. In 2003, Green was one of three finalists for the inaugural Jan Strickland GCAA National Assistant Coach of the Year Award. From 2000-03, the Tar Heels advanced to the NCAA Championship finals three times, finishing in the top 10 twice and had two ACC individual champions along with five All-America selections.

At Auburn, Green helped the Tigers place 10th at the 1998 NAAs and helped develop the talent of All-Americans Reid Edstrom and Jason Dufner. In 1998, Auburn produced a GCAA All-America Scholar Roland Thatcher. Dufner and Thatcher have both competed on the PGA Tour.

Prior to his work at Auburn, Green was an assistant coach at Dartmouth (1994-1997). Green has also served as an instructor of junior golfers at several different schools, academies and camps, including the Tar Heel Golf School, Duke Academy of Golf, Central Ohio Golf Academy, Jerry Haas' Wake Forest Golf Camp and Nike Junior Golf Camps. Inducted in 1997 as a Class A member of the PGA, Green was a golf professional at various golf and country clubs from 1993-97 and still serves as a Class A PGA member.

Green competed in the 1992 NCAA Division III Championship and won three varsity letters at Ohio Wesleyan, where he played for Hall of Fame coach Dr. Richard Gordin. Green has also worked with two Hall of Fame coaches in Auburn's Mike Griffin and Dartmouth's Bill Johnson. Dr. Gordin coached former Blue Devil coaching great Rod Myers at Ohio Wesleyan.

Green and his wife, Heidi, reside in Raleigh.





***Jon Whithaus***  
***Associate Head Coach***  
***Third Year***  
***Ohio Wesleyan ‘91***

Jon Whithaus joined the Duke golf program as an associate head coach in July of 2009 after a 12-year head coaching stint at Ohio Wesleyan.

Whithaus helped guide Duke to three tournament wins and six top three finishes overall in 2010-11. The Blue Devils finished second at the ACC Championship and reached the NCAA Championship for the seventh time in the last nine seasons. Individuals collected 33 top 20 finishes a year ago along with 16 top 10 showings and seven top 5 finishes.

In his first season with the Blue Devils, Whithaus helped direct the team to a tie for third at the ACC Championship and its sixth NCAA Championship appearance in the last eight seasons. Duke finished in the top 5 of eight tournaments with individuals registering 25 top 20 showings.

Whithaus, a seven-time North Coast Athletic Conference Coach of the Year, led the Bishops to 11 of 12 NCAA Division III Championship appearances with six top 10 finishes in the last eight trips. He also guided Ohio Wesleyan to eight NCAC championships in 10 years.

He guided the team to two tournament championships, including the NCAC title in 2008. Ohio Wesleyan also finished tied for sixth at the NCAA Championship, extending a string of national top-10 finishes to six of the seven years.

In 2007, the Bishops finished third at the NCAA Division III tournament and won the NCAC championship.

The 2006 Bishops finished in a sixth-place tie at the NCAA Division III tournament.

In 2005, Ohio Wesleyan won the NCAC championship for the fifth time in six seasons. The 2004 Bishops finished seventh at the NCAA Division III championship tournament. Ohio Wesleyan's Chad Poling won medalist honors at the NCAA Division III tournament that year, giving the Bishops their first-ever national champion in golf.

The Bishops won the NCAC title and tied for third place at the NCAA Division III championship in 2003, while the 2002 squad won four tournaments, including the NCAC championship, and placed seventh at the NCAA Division III championship.

Ohio Wesleyan won the 2000 NCAC championship, its first under Whithaus. In 1999, the Bishops tied for eighth place at the NCAA Division III championship. In 1998, Whithaus' first season as head coach, the Bishops returned to the NCAA Division III tournament after missing three of the previous four national championship events.

Whithaus was an assistant coach at Ohio Wesleyan for two seasons before taking over the head position.

A Findlay, Ohio, native, Whithaus graduated from Ohio Wesleyan in 1991 with a degree in economic management. He was a two-time All-America Scholar and All-NCAC honoree, while earning three letters in golf during his Bishop career. He helped the Bishops to a string of four straight North Coast Athletic Conference titles and three straight top-3 finishes in the NCAA Division III championship. He helped Ohio Wesleyan to a third-place finish at the NCAA Division III championship as a sophomore, at the time the school's best-ever finish in the national tournament, and then helped the Bishops top that finish with a second-place tie in 1990. Duke head coach Jamie Green and Whithaus were teammates at Ohio Wesleyan during the 1990 and 1991 seasons, both having played for Hall of Fame coach Dr. Richard Gordin.

In addition to his coaching responsibilities, Whithaus served as an assistant athletic director for facility management at Ohio Wesleyan for the past five years. He was also the director of the Central Ohio Golf Academy, a teaching professional at Oakhaven Golf Club and a committee member for the Gordin Collegiate Classic, one of the most prestigious Division III tournaments in the nation.

Whithaus, who received his master's degree in sports and exercise education from The Ohio State University in 1997, has also worked the Duke Golf Clinics for the past 14 years. He and his wife, Beth, have three children; Morgan, Audra and Ella.



***Mike Sabb***  
***Sport Administrator***  
***23rd Year***  
***Indiana ‘87***

Mike Sabb serves as Associate Athletic Director, External Affairs, with direct oversight of the men's golf program. His role as sport supervisor includes day-to-day interaction with the coaches, current and former student-athletes and other support staff, oversight of the team's budget and coordination of efforts to continually enhance the program. In addition, Sabb is a vice chair on the three-person ACC Men's Golf Tournament Committee.

Sabb's passion for golf makes him a natural fit to work with the men's team. He has helped run Duke's annual tournament for over 15 years and worked with the golf staff on the rededication of the Duke University Golf Club in spring 1994. Sabb served as marketing chair for the 2001 Division I NCAA Men's Golf Championships at Duke. He is an active member of the North Carolina Golf Panel and maintains the displays and historical murals in the Karcher-Ingram building as well.

Sabb started at Duke in 1988 as an Assistant Sports Information Director before being named Promotions Director in 1990. He was promoted to Director of Marketing in January 2001 when the marketing and promotions department expanded and reorganized. In May 2004, he was promoted to Assistant Athletic Director for Marketing, with Corporate Relations added to the title in 2008. Sabb was also responsible for Duke Athletics' corporate partners program for nearly 20 years until IMG College assumed the rights in July 2009.

Sabb oversees Duke Athletics' marketing efforts for all 26 sports, with direct responsibilities tied to football and basketball, in addition to leading a staff of five marketing staff members. He is the department liason with IMG College, Duke's multi-media rights holder. He coordinated the purchase, installation and implementation of the video board in Wade Stadium as well as new scoreboards and/or signage in Cameron Indoor, Koskinen and Ambler Stadiums and at Williams Field. Sabb also founded Duke's Read With the Blue Devils program in spring 1991 and oversees the department's dealer car program.

Sabb is on the ACC Marketing Director's Committee, having served as chair for the group, and is also the athletics representative on the Corporate Relations and Calendar Committees for Duke University. A founding board member of the Emily Krzyzewski Family Life Center, he was responsible for oversight of the building of the community center in Durham.

A 1987 graduate of Indiana University with a bachelor of science degree in Marketing from the Kelley School of Business, Sabb worked for three years in sports information at his alma mater as a student assistant before serving an internship at the University of North Carolina.

Sabb resides in Durham and has three children; Keith, Molly and Ben.



***Spencer Anderson***  
***Right-Handed***  
***5-10 • 160 • Senior-3L***  
***Pacific Palisades, Calif.***  
***(Brentwood School)***

**SUMMER, 2011:** Finished tied for 39th at the Rice Planters Amateur with a +1, 289 (77-74-66-72) ... reached the quarterfinals of the Pacific Northwest Amateur ... posted match play wins over Chris Tedesco (6 & 4), Nicholas Chianello (2 & 1) and Jamie Core (1up) ... also played in the Dogwood Invitational.

**2010-11:** Competed in the Fresno State Lexus Golf Classic and Irish Creek Collegiate ... recorded a career-best fifth place finish with a 70-69-71=210 (-3) at the Irish Creek Collegiate ... finished the year with a 72.3 stroke average ... recored two under-par rounds ... posted five rounds at 75 or under ... averaged 3.67 sub-par strokes per round ... two under-par rounds and one even-par round on the year.

**SUMMER, 2010:** Missed a majority of the summer tournaments while recovering from a wrist injury.

**2009-10:** Played in 12 tournaments, posting a 73.9 stroke average ... recorded seven rounds of under-par golf, including a season-low 67 in the second round of the NCAA Central Regional ... posted rounds of 68 at the UNCG Bridgestone Collegiate and Gifford Collegiate ... tied for 15th at the UNCG Bridgestone Collegiate with a two-under 214 (72-68-74) ... tied for 22nd at the NCAA Central Regional with a 75-67-69=211 (+1) ... second on the team in putts per round (29.79).

**SUMMER, 2009:** Shot a three-under 285 (69-78-69-69) to finish tied for 15th at the Southwestern Amateur ... finished seventh at the So Cal Amateur with a one-under 283 ... led the tournament after posting a five-under 66 in the third round ... tied for 17th at Pacific Northwest Amateur with a 72-72=144.

**2008-09:** Played in nine tournaments ... posted a 74.7 stroke average in 26 rounds played ... had the highest percentage of rounds at even-par on the team with .154 (4-of-26) ... third on the team in second round scoring with a 73.7 stroke average ... best finish of the year came at the UNCG Bridgestone Collegiate with a seventh place tie at one-over 217 ... third best 54-hole total on team with a 213 at the SunTrust Gator Invitational ... fired a Duke season-low 64 in the second round at the event.

**SUMMER, 2008:** Fired a four-under 68 at the Wilshire Country Club in Los Angeles, Calif., to finish in a tie for third and advance to a U.S. Open Sectional qualifier ... shot a 72-74-68=214 (+4) to finish tied for fifth at the 2008 Memorial Amateur.

	Total	Total	Total	Stroke	Even	Under	Best	Best	Top	Top	Top	Best
Year	Tournaments	Rounds	Strokes	Average	Par Rounds	Par Rounds	18	54	5	10	20	Finish
2008-09	9	26	1,943	74.7	4	2	64	213	0	1	1	T-7th
2009-10	12	36	2,659	73.9	3	7	67	211	0	0	1	T-15th
2010-11	2	6	434	72.3	1	2	69	210	1	1	1	T-5th
Career	23	68	5,036	74.1	8	11	64	210	1	2	3	T-5th

**PREP:** Four-year letterwinner and all-conference performer in golf at Brentwood ... two-time league MVP ... finished tied for fourth at the Olympic League Championship as a senior ... shot a 71 to tie for second in the CIF South Coast Individual Divisional ... led Brentwood to the team title at the CIF South Coast Team Divisional as a junior ... finished third at the Olympic League Championship in 2007 ... shot 70-73=143 to claim medalist honors at the Olympic League Championship as a sophomore ... took medalist honors at the CIF South Coast Team and Individual Divisionals ... led the team to a second place finish at the CIF South Coast Team Divisional as a sophomore ... fired a 69 to grab medalist honors at the Valley Invitational Boys Tournament in 2006 ... shot a 72-70=142 to earn medalist honors at the Olympic League Championship as a freshman.

**JUNIOR GOLF:** 2007 AJGA HP Scholastic All-America ... had nine top 20 finishes, including four top 10s ... shot 76-70-70=216 to finish tied for 13th at 2008 ReBath Heather Farr Classic ... fired a 74-69-69=212 to finish eighth at the 2007 Farr Classic ... shot 75-73-68=216 to finish 13th at the TomatoBank Northern California Classic in 2007 ... placed 15th at the 2006 Mission Hills Desert Junior ... shot 75-71-71 to finish sixth at the 2006 Hanmi Bank Junior Open ... finished 13th with a 71-71-72=214 at the 2006 PING Phoenix Junior ... placed fourth (73-68-66=207) at the PING Phoenix Junior in 2005 ... fired a 75-72-69=216 to finish third at the 2005 Fidelity Investments Junior Open.

**PERSONAL:** Son of William and Kelly Anderson ... born January 23, 1990 in Los Angeles, Calif. ... father, William, is the CEO of 1st Beverage Capital ... Dean's List member at Brentwood from 2004-08 ... played in the U.S. Amateur at Winged Foot in 2004 as a 14-year old ... advanced to the match play portion of the 2007 U.S. Junior Amateur ... finished in the top 50 at the 2007 Western Amateur ... hobbies include basketball, football, soccer, beach volleyball and reading ... favorite athlete is Tiger Woods ... has participated in a variety of community service efforts including the Special Olympics, the Los Angeles AIDS Walk and the St. Jude's Hospital Charity Golf Tournament ... ranked 77th in the Boys' Golfweek/Titleist Performance Index, 52nd among members of 2008 graduation class.



**Tim Gornik**  
**Right-Handed**  
**6-3 • 150 • Junior-2L**  
**Ljubljana, Slovenia**  
**(Monteverde [Fla.] Academy)**

**SUMMER, 2011:** Shot 77-69=146 (+3) to reach match play at the British Amateur ... finished tied for 22nd at the Austrian Amateur with a 72-77-71-72=292 (+4) ... shot a two-under 286 (70-73-71-72) to finish tied for 18th at the European Amateur.

**2010-11:** PING All-East Region selection ... named to the All-ACC Academic team ... Competed in ten tournaments, playing 30 rounds ...11 rounds of even-par golf or better, with six under-par rounds ... shared the team lead with seven top 20 finishes ... finished second on the team with a 72.5 stroke average ... recorded a team season-low round of 66 in the NCAA East Regional ... finished eighth at NCAA East Regional with a 75-75-66=216 (E) ... set a Pete Dye River Course competitive round record with a 66 at the NCAA East Regional ... posted a counting team score in 27 of 30 rounds played ... shot 75 or better in 28 of 30 rounds played ... finished second on the team in pars per round (11.63), driving accuracy (.750) and par 3 scoring (3.09) ... also tied for second in par 4 scoring (4.11) ... went 3-3 in match play as Duke won the Callaway Collegiate Match Play and reached the semifinals of the NCAA Championship.

**SUMMER, 2010:** Posted a two-under 286 at the European Amateur to finish tied for 28th in a field of 144 golfers from across Europe at the Linna Golf Club in Vanajanlinna, Finland ... tied for eighth among 92 amateurs with a 75-74-71-70=290 at the Austrian Amateur ... fired a 16-under 200 (69-64-67) to tie for third at the Haugschlag Open in Austria ... tied for 28th at the French Amateur ... also played in the Slovenia Open, British Amateur and the Brabazon Trophy (English Stroke Play Amateur Championship).

**2009-10:** Played in six competitive rounds ... finished top 25 in first collegiate start at the Gordin-Myers Collegiate Classic ... shot a season-low 71 in the second round of the UNCG Bridgestone Collegiate ... averaged 12.5 pars per round for the season.

**PREP:** Seven-time national junior champion in Slovenia ... 2008 National Amatuer champion ... tied for fifth at the 2008 Bobby Chapman Invitational with a 72-69=141 ... won FCWT at World Woods in 2008 with a two-round total of 141 (67-74) ... posted two other top 10 finishes in FCWT events ... shot 76-68-77 to finish tied for 11th at the Under-17 European Championship in 2007 ... his round of 68 was the lowest round of the event ... played in three AJGA invitationals in 2009 with a top finish of tied for 21st at the Thunderbird International Junior ... won a gold meal at the 2009 Mediterranean Games, the biggest achievement in Slovenian amateur golf...member of the Slovenian National Team since 2003.

**PERSONAL:** Born January 26, 1991 in Maribor, Slovenia ... son of Tomaz and Vita Gornik ... father, Tomaz, manages a software company ... mother, Vita, also works at the same software company ... has a younger brother, Tom ... graduated high school from Montverde Academy in Montverde, Fla. ... member of Summa Cum Laude Honor Society for students with a 4.0 GPA as a senior in high school.

Year	Total Tournaments	Total Rounds	Total Strokes	Stroke Average	Even Par Rounds	Under Par Rounds	Best 18	Best 54	Top 5	Top 10	Top 20	Best Finish
2009-10	2	6	454	75.7	0	1	71	224	0	0	0	T-22nd
2010-11	10	30	2,176	72.5	5	6	66	216	0	1	7	T-8th
Career	12	36	2,630	73.1	5	7	66	216	0	1	7	T-8th



**Brinson Paolini**  
**Right-Handed**  
**5-10 • 150 • Junior-2L**  
**Virginia Beach, Va.**  
**(Frank W. Cox)**

**CAREER:** Two-time PING All-East Region and All-ACC Academic team selection ... ranks second at Duke with a 72.27 career stroke average ... has played in 23 tournaments with 69 total rounds played at Duke ... tied for fifth at Duke with 13 career rounds in the 60s ... also tied for fifth all-time with 14 even-par rounds .... has shot even-par or better in 34 career rounds, 12th-most in Duke history.

**SUMMER, 2011:** Finished fifth in stroke play at the Virginia State Amateur with a 70-68=138 (-4) ... fell in the second round of match play to snap a string of 16 straight match play wins at the event ... also played in the Sunnehanna Amateur, Northeastern Amateur, Southern Amateur, Porter Cup and Western Amateur.

**2010-11:** Earned honorable mention PING All-America honors ... PING All-East Region selection ... member of the All-ACC Academic team ... led the Blue Devils in stroke average (72.2), even-par rounds (7), rounds in the 60s (7), top-5 finishes (3), pars per round (11.67), driving accuracy (.814) and par 4 scoring (4.08) ... shared the team lead in top 10 finishes (4), top 20 finishes (7) and par 5 scoring (4.80) ... second on the team with nine under-par rounds ... ranked among the national leaders in driving accuracy ... posted a counting team score in 27 of 30 rounds played ... top finish was a tie for third in the Wolfpack Intercollegiate with a 69-69-72=210 (-3) ... shot 73-69-69=211 to finish fifth at the ACC Championship ... posted a one-under 215 to tie for fourth at the Fresno State Lexus Golf Classic ... went 4-3 in match play as Duke won the Callaway Collegiate Match Play and reached the semifinals of the NCAA Championship ... won all four matches at the Callaway Collegiate Match Play.

**SUMMER, 2010:** Missed the match-play portion of the U.S. Am after shooting a 160 in stroke play ... shot 67-69=136 (-8) to reach the U.S. Amateur with a second place finish at the Country Club of Meadville qualifier ... finished tied for 34th at the Western Amateur with a 218 (71-73-74) ... tied for 50th at the Porter Cup with a five-over 285 ... won the Virginia State Golf Association Amateur Championship for the third straight year ... has now won 15 straight matches in the event ... finished second in the stroke play at the VSGA Amateur with a four-under 140 (68-72) ... finished tied for 14th at the 57th Annual Sunnehanna Amateur with a three-over 283 (74-67-71-71).

**2009-10:** ACC Freshman of the Year ... PING All-East Region selection ... finished second in the NCAA in percentage of fairways hit (.874) ... led the Blue Devils in under-par rounds (11), even-par rounds (7), rounds in the 60s (6), top 10 finishes (4), rounds counted (32) and sub-par strokes per round (3.42) ... tied for the team lead in stroke average (72.3), top 5 finishes (2) and par 4 scoring (4.10) ... finished eighth in the ACC in stroke average ... posted a counting team score in 32 of 33 rounds played ... fired a season-low 65 in the final round of the NCAA Central Regional ... the five-under 65 is tied for the second-best NCAA Regional round in Duke history ... went on

Year	Total Tournaments	Total Rounds	Total Strokes	Stroke Average	Even Par Rounds	Under Par Rounds	Best 18	Best 54	Top 5	Top 10	Top 20	Best Finish
2009-10	12	36	2,604	72.3	7	11	65	208	2	4	5	2nd
2010-11	11	33	2,383	72.2	7	9	67	210	3	4	7	T-3rd
Career	23	69	4,987	72.3	14	20	65	208	5	8	12	2nd

to finish tied for sixth at the NCAA Central Regional ... tied for fourth at the ACC Championship with a six-under 210 ... matched a Duke freshman ACC Championship record with a six-under 66 in the second round ... finished second in first collegiate start at Gordin-Myers Collegiate Classic ... set Duke freshman records for stroke average, rounds in the 60s, under-par rounds, even-par rounds and even-par or better rounds ... closed the year ranked 87th in the Golfweek/Sagarin Ratings ... ranked in the top 10 among freshmen in the country.

**SUMMER, 2009:** Qualified for the 109th U.S. Amateur where he shot 155 in two-day stroke play ... shot a four-under 136 to place second in a U.S. Amateur sectional qualifier at Sinking Valley Country Club in Altoona, Pa. ... advanced to the match play portion of the North-South Amateur ... overcame a 5-down deficit with nine holes to play to post a 2-up victory to claim the Virginia State Golf Association championship for the second consecutive year ... helped lead the United States to a second place finish at the Toyota Junior Golf World Cup ... finished the event tied for 23rd with an even-par 284 (72-76-68-68) ... shot 73-77-75=225 to finish seventh at the Jones Cup Invitational ... placed 18th with a 74-73-74=221 at the Terra Cotta Amateur ... also played in the Western Amateur, Porter Cup Amateur, The Players Amateur and Azalea Amateur.

**PREP:** Named Virginia State Golf Association Junior Player of the Year in 2007, 2008 and 2009 ... 2009 McDonald's National High School champion ... two-time Virginia AAA High School state individual champion (2007, 2009) ... helped lead Cox High School to consecutive state team titles (2008, 2009) ... 2009 Male Athlete of the Year for Virginia Beach High Schools ... three-time team MVP and all-state selection (2007, 2008, 2009) ... four-time all-region and all-district pick.

**JUNIOR GOLF:** 2009 Byron Nelson Junior Golf Award honoree ... two-time honorable mention Rolex Junior All-America ... 2007 & 2008 HP Scholastic All-America ... a member of the American Junior Golf Association Board of Directors as the Player Representative ... two-time Virginia Junior Amateur champion ... finished 14th at the 2009 HP Boys Championship with a 219 ... posted eight top 20 finishes in 11 AJGA events in 2008 ... won the 2008 AJGA Horseshoe Bend Champion with a two-round score of 72-68=140 ... shot a 144 (73-71) to finish second at the 2008 Polo Golf Junior Classic ... reached the finals of the 2008 Polo Junior Golf Classic Match Play ... finished tied for sixth at the FootJoy Invitational and tied for eighth at The Verizon Junior Heritage ... recorded eight top 20s in 2007 tournament action, including five top 10 finishes ... shot a 72-67=139 to tie for fourth at the Bobby Chapman ... fired a 213 (74-68-71) to finish tied for fifth at the Scotty Robertson ... tied for eighth at the Western Junior Championship ... finished ninth at the Junior PLAYERS Championship and 10th at the Mizuno Junior at Chateau Elan in 2007 ... posted a third place showing at the Mizuno Junior at Chateau Elan in 2006 ... recorded five top 20s in five events in 2005 ... shot 74-71-69=214 to place third at the Nike Golf Junior at Jacksonville ... finished fourth with a 216 at the Nike Golf Junior at Quad Cities ... fired a 75-69-72 to finish eighth at the AJGA Richmond Junior ... also placed 14th at the Nike Golf Junior Championship and 15th at the MindMatters Junior Championship.

**PERSONAL:** Born January 8, 1991 in Boise, Idaho ... son of Bruce and Camilla Paolini ... father, Bruce, is a labor and employment attorney ... mother, Camilla, works at home ... has an older sister, Brielle ... won the 2009 Walter Carroll award for the top student-athlete at Frank W. Cox High School ... member of the National Honor Society from 2007-2009 ... favorite athlete is Eric Compton ... also volunteered at the First Tee of Virginia Beach program.

Year	Total Tournaments	Total Rounds	Total Strokes	Stroke Average	Even Par Rounds	Under Par Rounds	Best 18	Best 54	Top 5	Top 10	Top 20	Best Finish
2009-10	12	36	2,604	72.3	7	11	65	208	2	4	5	2nd
2010-11	11	33	2,383	72.2	7	9	67	210	3	4	7	T-3rd
Career	23	69	4,987	72.3	14	20	65	208	5	8	12	2nd





**Adam Sumrall**  
**Right-Handed**  
**6-5 • 165 • Junior-2L**  
**South Bend, Ind.**  
**(Marian)**

**SUMMER, 2011:** Played in the Indiana Open Championship and the North-ern Amateur.

**2010-11:** Competed in four tournaments (12 rounds) ... finished 10th at the Wolfpack Intercollegiate with a 71-68-73=212 (-1) ... had a 74.7 stroke aver- age for the year ... shot 75 or better in nine of 12 rounds with one under-par and one even-par round ... third on the team with 29.83 putts per round ... went 0-1 in match play competition.

**SUMMER, 2010:** Posted a 2 & 1 win over top-seed Eric Steger to win the In- diana Golf Association Match Play Championship at Prairie View Golf Club in Carmel, Ind. ... reached match play as the 31st seed after outlasting eight competitors in a six-hole playoff.

**2009-10:** Played a total of 18 rounds in six tournaments ... finished the year with a 75.7 stroke average ... grabbed fifth-place finish in first collegiate start at Gordin-Myers Collegiate Classic with a three-over 219 ... shot a one-under 71 in his first college round of golf ... tied for 18th at the John Hayt Invitational ... hit over 60 percent of his greens in regulations

**SUMMER, 2009:** Won the AJGA Notre Dame Open by seven strokes ... shot rounds of 70-70-66=206 to win ...Tied for 13th at the Indiana Amateur with a 72-73-71-75=291 ... shot 67-68-69=204 to win the Mishawaka Men's Metro championship ... finished second at the Greater South Bend Men's Metro with a 72-72-70-73 ... competed at the AJGA Rolex Tournament of Championships, carding rounds of 71-79=150.

**PREP:** Indiana individual state champion in 2009 ... shot a 66 in the final round to claim the state title ... voted team MVP all four years of high school ... posted a 72.28 stroke average as a senior ... four-time state finalist ... two-time conference Player of the Year (2008, 2009) ... three-time all-state selection (2007, 2008, 2009) ... lowered 18-hole stroke average every year during high school ... 2009 recipient of the IHSAA Fred A. Keesling Mental Attitude Award ... two-time regional medalist ... sectional medalist in 2008 ... individual state runner-up in 2007 ... was also named team MVP of men's basketball team during senior season.

**JUNIOR GOLF:** Posted three top 20 finishes in 2008, including a tie for sixth at the HP Boys Junior Championship ... shot 74-77-72=223 to finish 20th at The 2008 Junior PLAYERS Championship ... finished tied for 17th with a 149 (77-72) and advanced to the second round of the 2008 U.S. Junior Amateur Match Play ... recorded three top 10 finishes in 2007 ... shot 71-67-71 to finish second at the Nationwide Insurance Junior ... fired a 73-66-70=209 to place third at the Coca-Cola Junior Championship at Boyne Highlands in 2007 ... finished ninth at the 2007 HP Junior Championship ... shot 67-72-66=205 to finish second at the 2006 Nationwide Insurance Junior ... shot 74-70-73 to claim medalist honors at the 2005 Nike Golf Junior at Fox Hills.

**PERSONAL:** Born on Sept. 24, 1990 in South Bend, Ind. ... son of Pete and Sue Sumrall ... father, Pete, is the CEO of LeSEA Broadcasting ... mother, Sue, is a homemaker ... has two older brothers, Dave and Drew, as well as an older sister, Angela ... older brother, Dave, played basketball at Oral Roberts ... Vice President of National Honor Society.

	Total	Total	Total	Stroke	Even	Under	Best	Best	Top	Top	Top	Best
Year	Tournaments	Rounds	Strokes	Average	Par Rounds	Par Rounds	18	54	5	10	20	Finish
2009-10	6	18	1,362	75.7	2	1	71	219	1	1	2	5th
2010-11	4	12	896	74.7	1	1	69	212	0	1	1	10th
Career	10	30	2,258	75.3	3	2	69	212	1	3	3	5th



**Julian Suri**  
**Right-Handed**  
**6-0 • 170 • Junior-2L**  
**St. Augustine, Fla.**  
**(Bartram Trail)**

**CAREER:** Two-time PING All-East Region and All-ACC Academic team se- lection ... ranks fifth at Duke with a 73.27 career stroke average ... has played 66 total rounds with 25 rounds of even-par or better golf.

**SUMMER, 2011:** Shot 69-71=140 (-4) to finish second in a U.S. Public Links Qualifier at St. John's Golf & CC ... tied for 10th in stroke play at the U.S. Public Links with a 72-73=145 (+4) at Bandon Dunes ... shot 72-71=143 to narrowly miss the cut at the U.S. Amateur ... also played in the Southern Amateur and Western Amateur.

**2010-11:** PING All-East Region selection ... member of the All-ACC Academic team ... finished third on the team with a 72.8 stroke average ... played 27 rounds over nine tournaments ... led the Blue Devils with 10 under-par rounds ... also led the team in sub-par strokes per round (3.44), putts per round (29.46) and par 3 scoring (3.07) ... shared the team lead in top 10 finishes (4) and par 5 scoring (4.80) ... tied for second with six rounds in the 60s ... posted a counting team score in 21 of 24 rounds played ... shot 22 rounds at 75 or lower ... finished in the top-20 five times and top-5 twice ... tied for third in the ACC Championships with a 71-69-68=209 (-7) ... placed fifth at the NCAA East Regional with a 76-70-68=214 (-2) ... finished in the top 10 of three of the last four tournaments of the season ... went 6-0-1 in match play as Duke won the Callaway Collegiate Match Play and reached the semifinals of the NCAA Championship ... won all four matches at the Callaway Collegiate Match Play.

**2009-10:** PING All-East Region selection ... named to the All-ACC Academic team ... led the team in tournaments (13) and rounds (39) played, putts per round (29.47) and top 20 finishes (7) ...finished in the top 20 in the first five tournaments of his college career ... nine under-par rounds is tied for second-most by a freshman in Duke history ... 39 rounds played is the third-most by a Duke freshman ... second on the team in pars per round (11.03), par 3 scoring (3.13), top 10 finishes (3) ... also fired four even-par rounds ... shot 71 in seven out of eight rounds midway through the spring season ... finished eighth at the Gifford Collegiate with a five-under 211 ... Aced the 190-yard, par 3 seventh hole in the first round of the Gifford Collegiate at CordeValle ... shot a season-low 68 in the second round at the Gifford Collegiate ... best finish was a tie for second at the N.C. State Wolfpack Intercollegiate ... placed sixth at the SunTrust Gator Invitational with a 71-70-72=213 (+3).

**SUMMER, 2009:** Shot 74-70=144 (E) in the U.S. Amateur Public Links stroke play ... posted a 3 and 1 win in the opening round before losing in 20 holes in the second round of the U.S. Am Pub Links match play ... shot 69-69=138 to grab medalist honors at U.S. Amateur Public Links qualifier at St. John's Golf Club ... tied for fifth at the Florida State Amateur with a 72-72-72-74=290 ... shot 68-74=142 and was first alternate in U.S. Amateur qualifying at Juliette Falls Country Club.

**PREP:** Two-time Florida 2Aindividual state champion (2007, 2008) ... two-time all-state selection ... four-time all-conference and all-city pick ... three-time all-region and all-district honoree ... posted a 35.5 stroke average as a senior ... broke school record for most wins in a career ... led his team to a state championship in 2008, winning in a playoff.

	Total	Total	Total	Stroke	Even	Under	Best	Best	Top	Top	Top	Best
Year	Tournaments	Rounds	Strokes	Average	Par Rounds	Par Rounds	18	54	5	10	20	Finish
2009-10	13	39	2,870	73.6	4	9	68	211	1	3	7	T-2nd
2010-11	9	27	1,966	72.8	2	10	68	209	2	4	5	T-3rd
Career	22	66	4,836	73.3	6	19	68	209	3	7	12	T-2nd

**JUNIOR GOLF:** 2008 Rolex second team All-American ... posted five top 10 finishes in 2008 ... placed second at The Verizon Junior Heritage ... shot 74-72=146 to tie for third at the Polo Golf Junior Classic ... advanced to the semifinals of the Polo Golf Junior Classic match-play ... fired a 279 (72-70-69-68) to tie for seventh at the Western Junior ... finished eighth at The Junior PLAYERS Championship with a 69-73-78 ... tied for eighth at the HP Junior Championship with a 76-71-69-73=289 ... advanced to the second round of the 2008 U.S. Junior Amateur match play ... recorded two top 10 finishes in 2007 ... shot 74-71-69=214 to place sixth at the Golf Pride Junior Classic ... tied for seventh at The Verizon Junior Heritage with a 73-75=148 ... won 2006 Medicus Preseason Junior at Black Bear with a two-round total of 143 ... advanced to the match play portion at the U.S. Junior Amateur in 2006.

**PERSONAL:** Born on April 6, 1991 in New York ... son of Jagan and Lorena Suri ... father, Jagan, works in the business development of golf courses ... mother, Lorena, works as a graphic designer ... has a younger brother, Devin ... father played tennis at McNeese State ... graduated Magna Cum Laude with 4.2 GPA ... lettered in academics in high school ... favorite ath- letes are Tiger Woods and Kobe Bryant ... hopes to play on the PGA tour after graduation.



**Austin Cody**  
**Right-Handed**  
**5-11 • 150 • Sophomore-1L**  
**North Charleston, S.C.**  
**(Pinewood Prep)**

**SUMMER, 2011:** Won the Santee Amateur on the second playoff hole ... shot 69-72=141 to reach the playoff ... posted an 18-under 270 (69-69-65-67) to win the Rice Planters Amateur ... shot 70-72=142 (E) to reach a playoff at the U.S. Amateur ... reached match play at the South Carolina Amateur ... also played in the Dogwood Invitational, Southern Amateur and Palmetto Amateur.

**2010-11:** Member of the All-ACC Academic team ... posted a 73.9 stroke average ... best finish was a tie for seventh with a 69-72-74=215 (-1) at the U.S. Collegiate Championship ... posted four under-par rounds with two rounds in the 60s ... also had two even-par rounds ... finished tied for 15th at the Irish Creek Collegiate while playing as an individual ... posted a team-low 72 in the final round of the NCAA Championship to help Duke advance to match play ... went 5-1-1 in match play as Duke won the Callaway Collegiate Match Play and reached the semifinals of the NCAA Championship.

**PREP:** Three-time SCISA 3-A individual state champion (2006-08) ... four-time SCISA 3-A Golfer of the Year (2006-09) ... led Pinewood to four SCISA 3-A state championships and two runner-up finishes ... had a 36.0 stroke average as a senior ... named Region Player of the Year five times (2006-10) ... a seven-time all-state selection ... shot 67-70 to win the 2009 SCISA AAA championship ... compiled a stroke average of 34.0 as a junior and 35.0 as a sophomore ... selected Lowcountry High School Golfer of the Year four times (2006-09).

**JUNIOR GOLF:** Three-time Rolex Junior All-American ... a two-time qualifier at the USGA Junior Amateur, advancing to the match play portion in 2009 ... three-time SCGA State Amateur qualifier ... 2008 USGA Amateur qualifier ... Pine Forest CC and Coosaw Creek CC men's champion ... listed at 29th in the Polo Golf rankings ... ranked 12th overall by Golfweek, sixth in the 2010 recruiting class ... finished second at the 2009 Bobby Chapman Junior Invitational with a score of 65+70=135 ... shot a 217 (72-74-71) at The Junior PLAYERS Championship in 2009 to tie for seventh ... twice selected to the AJGA Canon Cup East team ... fired a 73-72=145 to tie for 17th at the 2009 Polo Golf Junior Classic ... shot 67-65-70 to finish second at the 2009 SCGA State Junior at Bulls Bay CC ... also placed second at the Rice Planters Invitational in 2009 with a 65-68-69-70 ... won the Fall Challenge at Cheraw State Park with a tournament record 137 (69-68) ... named the 2009 SCJGA Jay Haas Player of the Year ... fired a 283 (-5) to finish third at the 2009 Western Junior Amateur ... shot 71-69-68-72 to place fourth at the 2009 S.C. Amateur ... a highly successful junior golfer with 18 championships ... four-time champion at the Donald Ross Invitational ... three-time winner at Callaway Golf Junior World, Junior Azalea and PJGT Tour of Champions events ... two-time SCGA Junior champion ... also grabbed medalist honors at the Press Thronton Future Masters.

**PERSONAL:** Born on June 8, 1992 in Winston-Salem, N.C. ... son of Quince and Billie Cody ... father, Quince, is the Head of Advancement at Pinewood Preparatory ... mother, Billie, is a third grade teacher at Pinewood ... has a younger sister, Blair ... father ran track and cross country at Appalachian State ... favorite athletes are Tiger Woods and LeBron James.

	Total	Total	Total	Stroke	Even	Under	Best	Best	Top	Top	Top	Best
Year	Tournaments	Rounds	Strokes	Average	Par Rounds	Par Rounds	18	54	5	10	20	Finish
2010-11	8	24	1,766	73.9	2	4	69	215	0	1	2	T-7th
Career	8	24	1,766	73.9	2	4	69	215	0	1	2	T-7th



**Yaroslav Merkulov**  
**Right-Handed**  
**5-10 • 180 • Sophomore-1L**  
**Penfield, N.Y.**  
**(Penfield)**

**SUMMER, 2011:** Finished tied for eighth at the Monroe Invitational with a 70-72-72-67=281 (+1) ... was in contention at the John Ryan Memorial RDGA before withdrawing due to injury after the third round.

**2010-11:** Named to the All-ACC Academic team ... posted a 73.1 stroke average ... led the team in greens in regulation (.652) ... tied for second with six rounds in the 60s, matching a Duke freshman record in the process ... posted 14 rounds of even-par or better golf, second-most by a Duke freshman ... shot 73-68-68=209 (-4) to tie for second at the Irish Creek Collegiate ... third on the team with eight under-par rounds ... shot a three-under 67 at the Fighting Illini Invitational in his first collegiate round ... went on to finish tied for seventh with a 212 ... halved a match with Johan Debeer (TCU) in his only match play competition of the season.

**SUMMER, 2010:** Shot 71-73-69=213 (E) to finish tied for 12th and reach match play at the Western Amateur ... posted a 2 and 1 win in the opening round before falling in the quarterfinals of match play ... finished tied for 33rd at the Porter Cup with a 72-72-70-66=280 (E) ... tied for fourth at the TOYOTA Junior World Cup in Japan with an eight-under 276 (69-70-69-68) ... top finisher for the U.S. team, which placed second overall.

**PREP:** Six-time letterwinner at Penfield High School ... named to the all-state team five times (2006-10) ... All-Greater Rochester Player of the Year in 2007, 2008, 2009 and 2010 ... boasted a 36.7 stroke average as a senior ... led Penfield to the New York state championships in 2010, sinking a putt on the final hole to secure the title ... had a 35.5 stroke average in 2009, helping his team to the Section V team championship ... recorded stroke averages of 36.0 and 37.0 as a sophomore and freshman.

**JUNIOR GOLF:** Received the Byron Nelson International Junior Golf Award in 2010 ... rated No. 3 in the Polo Golf rankings ... 2009 Rolex Jr. first team All-America ... shot 72-70-71=213 to finish as the runner-up at the 2009 Junior PLAYERS Championship at TPC Sawgrass ... had five top 20 finishes in 2009 ... a member of the 2009 Canon Cup, compiling a 3-0-1 record at the event ... won the 87th New York State Amateur, tying for the youngest champion in tournament history at 17-years-old ... two-time winner of the New York State Junior Amateur ... also won the 2006 New York State Boy's Amateur.

**PERSONAL:** Born on February 28, 1992 in Smolensk, Russia ... son of Steve and Tanya Coryell ... father, Steve, is a pharmacist ... mother, Tanya, is a physician's assistant ... has an older sister, Katya ... National Honor Society member ... High Honor Roll in every quarter of high school ... hobbies include basketball, soccer, weight lifting and ultimate frisbee ... favorite athlete is Tiger Woods.

	Total	Total	Total	Stroke	Even	Under	Best	Best	Top	Top	Top	Best
Year	Tournaments	Rounds	Strokes	Average	Par Rounds	Par Rounds	18	54	5	10	20	Finish
2010-11	8	23	1,681	73.1	0	8	67	209	1	2	3	T-2nd
Career	8	23	1,681	73.1	0	8	67	209	1	2	3	T-2nd





**Michael Ricaurte**  
**Right-Handed**  
**6-3 • 210 • Freshman-HS**  
**Columbus, Ohio**  
**(Saint Charles Prep)**

**PREP:** Four-year letterwinner and team captain in 2010 for Anthony Mampieri at Saint Charles Prep ... first team all-state selection as a senior after winning the Division I OHSAA individual state championship ... shot 71-73=144 to win the state championship, the lowest score in the event since the OSU Scarlet Course was renovated ... boasted a 74.5 stroke average in 2010 with medalist honors at the Columbus Academy Shootout and Howlett Invitational ... named Athlete of the Week by the Columbus Dispatch and Agonis Club during his senior year ... awarded the Archie Griffin Sportsmanship Award in 2010 ... two-time honorable mention all-district performer ... earned all-conference honors as a junior and senior ... helped Saint Charles Prep to state, sectional and district team titles in 2009 and 2010 ... team set a state championship record with a 610 in 2010.

**JUNIOR GOLF:** Won the AJGA Columbus Jr. Qualifier with a score of 69 ... won the Columbus District Golf Association Junior Championship at the age of 15.

**PERSONAL:** Son of Mark and Teresa Ricaurte ... born Michael Costanzo Jorge Ricaurte on August 1, 1993 in Columbus, Ohio ... has an older sister, Maria and a younger brother, Anthony ... member of the National Honor Society 2009-2011 ... four-time recipient of the Scholar Athlete Award at Saint Charles Preparatory ... also active with Habitat for Humanity ... hobbies include snowboarding and basketball ... favorite athlete is Tiger Woods.



**Turner**  
**Southey-Gordon**  
**Left-Handed**  
**5-9 • 150 • Freshman-HS**  
**Toronto, Ontario, Canada**  
**(Upper Canada College)**

**PREP:** Played five years of golf at Upper Canada College for head coach Jim LaPlante ... led the team to CISAA regional championships as a sophomore, junior and senior ... paced Upper Canada College to the Provincial Championship in 2010 ... posted a 71.0 stroke average as a senior.

**JUNIOR GOLF:** Member of the Team Ontario golf team ... finished tied for sixth at the Nike Golf Canadian International Junior Challenge ... posted the low-round of the tournament with a 69 in the second round ...reached the round of 32 at the 2011 Men’s Match Play Championship ... finished tied for 16th with a 229 at the 2011 Future Links Ontario ... also competed in the Can-Am Junior Team Matches, earning a two-point victory in his individual match ... gold medalist at the 2010 Ontario Summer Games with scores of 68-68 ... finished tied for fourth at the 2010 Ontario Boys Spring Classic ... shot 67-66=133 to win the 2010 Southeast Junior Championships at Duke University Golf Club by eight strokes.

**PERSONAL:** Son of Rob Gordon and Jane Southey ... born Turner Hillman Southey-Gordon August 22, 1993 in Toronto, Canada ... has a younger brother, Bubba ... father, Rob, played tennis at the University of Oklahoma and is an orthopedic surgeon ... mother, Jane, is a lawyer ... graduated with honors from Upper Canada College ... served as a mentor for young students as a junior and senior ... also volunteered with Meals on Wheels in 2010 and 2011 ... created a ball hockey club team ... hobbies include fishing, ball hockey, and basketball...favorite athlete is Rafael Nadal ... nearly qualified for the 2011 RBC Canadian Open, missing by one stroke.

Anderson’s Tournament Results				
2010-11				
Fresno State Lexus Golf Classic	72-77-75=224 (+8)	T-33rd		
Irish Creek Collegiate	70-69-71=210 (-3)	T-5th		
2009-10				
Bank of Tennesse Intercollegiate	77-75-75=227 (+11)	T-55th		
UNCG Bridgestone Collegiate	72-68-74=214 (-2)	T-15th		
Gifford Collegiate	75-68-75=218 (+2)	T-38th		
SunTrust Gator Invitational	77-73-71=221 (+11)	T-31st		
John Hayt Invitational	74-75-76=225 (+9)	T-21st		
General Hackler Championship	81-77-77=235 (+19)	T-43rd		
Hootie at Bulls Bay Intercollegiate	70-71-77=218 (+5)	T-37th		
Aministaff ASU Invitational	70-71-74=215 (-1)	T-31st		
N.C. State Wolfpack Intercollegiate	74-78-71=223 (+10)	T-35th		
ACC Championship	74-75-74=223 (+7)	T-36th		
NCAA Central Regional	75-67-69=211 (+1)	T-22nd		
NCAA Championship	78-74-77=229 (+13)	T-128th		

2008-09				
Fighting Illini Invitational	76-70-74=220 (+10)	T-27th		
The Brickyard Collegiate	74-74-77=225 (+12)	T-46th		
UNCG Bridgestone Collegiate	72-71-74=217 (+1)	T-7th		
SunTrust Gator Invitational	78-64-71=213 (+3)	T-22nd		
John Hayt Invitational	83-85-74=242 (+26)	T-76th		
General Hackler Invitational	75-78-80=233 (+17)	T-51st		
Callaway Collegiate MP Qualifier	76-75=151 (+7)	T-30th		
Callaway Collegiate Match Play	1-2-0			
Administaff ASU Invitational	72-74-74=220 (+4)	T-60th		
River Landing Intercollegiate	76-70-76=222 (+6)	T-43rd		

top 10 finishes in bold

**Cody’s Tournament Results**

2010-11				
Wolfpack Intercollegiate	73-69-76=218 (+5)	27th		
Rod Myers Invitational	74-71-74=219 (+3)	T-26th		
U.S. Collegiate Championship	69-72-74=215 (-1)	T-7th		
TCU Match Play	vs. Johhny Antle	W, 6&4		
Fresno State Lexus Golf Classic	77-74-76=227 (+11)	T-44th		
Callaway Collegiate Match Play				
Texas (First Round)	vs. Johnathan Schnitzer	W, 6&5		
East Tennessee State (QF)	vs. Lucas Armstrong	W, 4&3		
Southern Califronia (SF)	vs. Sam Smith	halved		
Illinois (Finals)	vs. Mason Jacobs	W, 3&1		
Bulls Bay Intercollegiate	75-77-79=231 (+18)	T-64th		
Irish Creek Collegaite	72-73-70=215 (+2)	T-15th		
NCAA East Regional	73-74-76=223 (+7)	T-25th		
NCAA Championship	77-77-72=226 (+10)	T-66th		
NCAA Championship Match Play				
UCLA (QF)	vs. Alex Kim	W, 3&2		
Georgia (SF)	vs. Bryden MacPherson	L, 2&1		

top 10 finishes in bold

**Gornik’s Tournament Results**

2010-11				
Fighting Illini Invitational	74-72-71=217 (+7)	T-30th		
Wolfpack Intercollegiate	71-72-73=216 (+3)	T-19th		
Rod Myers Invitational	71-73-73=217 (+1)	T-17th		
Fresno State Lexus Golf Classic	74-72-73=219 (+3)	T-14th		
Southern Highlands Masters	78-70-73=221 (+5)	T-15th		
Callaway Collegiate Match Play				
Texas (First Round)	vs. Cody Gribble	W, 3&1		
East Tennessee State (QF)	vs. Devin Komline	W, 3&2		
Southern California (SF)	vs. Jeffrey Kang	L, 1-up		
Illinois (Finals)	vs. Chris DeForest	L, 3&2		
Bulls Bay Invitational	71-74-71=216 (+3)	T-24th		
Irish Creek Collegiate	68-73-75=216 (+3)	T-17th		
ACC Championships	78-68-71=217 (+1)	T-18th		
NCAA East Regional	75-75-66=216 (E)	T-8th		
NCAA Championship	75-72-74=221 (+5)	T-29th		
NCAA Champppionship Match Play				
UCLA (QF)	vs. Pontus Widegren	W, 6&5		
Georgia (SF)	vs. Russell Henley	L, 5&4		

2009-10				
Gordin-Myers Collegiate Classic	74-76-80=230 (+14)	T-22nd		
UNCG Bridgestone Collegiate	74-71-79=224 (+8)	T-53rd		

top 10 finishes in bold

**Merkulov’s Tournament Results**

2010-11				
Fighting Illini Invitational	67-73-72=212 (+2)	T-7th		
Wolfpack Intercollegiate	72-67-75=214 (+1)	T-13th		
Rod Myers Invitational	DQ-69-70	DQ		
U.S. Collegiate Championship	75-70-76=221 (+5)	T-27th		
TCU Match Play	vs. Johan Debeer	halved		
Fresno State Lexus Golf Classic	78-74-75=227 (+11)	T-44th		
Southern Highlands Masters	79-80-80=239 (+23)	T-69th		
Irish Creek Collegiate	73-68-68=209 (-4)	T-2nd		
ACC Championship	69-74-77=220 (+4)	T-26th		

top 10 finishes in bold

**Paolini’s Tournament Results**

2010-11				
Fighting Illini Invitational	74-67-76=217 (+7)	T-30th		
Wolfpack Intercollegiate	69-69-72=210 (-3)	T-3rd		
Rod Myers Invitational	72-74-73=219 (+3)	T-26th		
U.S. Collegiate Championship	73-76-72=221 (+5)	T-27th		
TCU Match Play	vs. Scott Roudebush	L, 3&2		
Fresno State Lexus Golf Classic	73-70-72=215 (-1)	T-4th		
Southern Highlands Masters	78-73-73=224 (+8)	T-25th		
Callaway Collegiate Match Play				
Texas (First Round)	vs. Dylan Frittelli	W, 1-up		
East Tennessee State (QF)	vs. Paul O’Kane	W, 1-up		
Southern California (SF)	vs. T.J. Vogel	W, 2-up		
Illinois (Finals)	vs. Luke Guthrie	W, 2&1		
Bulls Bay Intercollegiate	73-75-67=215 (+2)	T-17th		
Irish Creek Collegiate	68-72-71=211 (-2)	T-7th		
ACC Championships	73-69-69=211 (-5)	5th		
NCAA East Regional	71-79-72=222 (+6)	T-19th		
NCAA Championship	72-72-74=218 (+2)	T-13th		
NCAA Championship Match Play				
UCLA (QF)	vs. Patrick Cantlay	L, 1-up		
Georgia (SF)	vs. Harris English	L, 5&4		

2009-10				
Gordin-Myers Collegiate Classic	72-72-73=217 (+1)	2nd		
Bank of Tennesse Intercollegiate	76-72-71=219 (+3)	T-25th		
UNCG Bridgestone Collegiate	73-69-77=219 (+3)	T-32nd		
Gifford Collegiate	71-70-75=216 (E)	T-28th		
SunTrust Gator Invitational	77-70-69=216 (+6)	T-15th		
General Hackler Championship	78-73-77=228 (+12)	T-27th		
Hootie at Bulls Bay Intercollegiate	73-68-69=210 (-3)	T-8th		
Administaff ASU Invitational	73-70-72=215 (-1)	T-31st		
N.C. State Wolfpack Intercollegiate	74-76-71=221 (+8)	T-2nd		
ACC Championship	73-66-71=210 (-6)	T-4th		
NCAA Central Regional	73-70-65=208 (-2)	T-6th		
NCAA Championship	76-75-74=225 (+9)	T-103rd		

top 10 finishes in bold

**Sumrall’s Tournament Results**

2010-11				
Fighting Illini Invitational	77-73-75=225 (+15)	T-61st		
Wolfpack Intercollegiate	71-68-73=212 (-1)	10th		
Rod Myers Invitational	75-75-75=225 (+9)	T-44th		
TCU Match Play	vs. Eduardo Perez	L, 3&2		
Fresno State Lexus Golf Classic	78-74-82=234 (+18)	T-71st		

2009-10				
Gordin-Myers Collegiate Classic	71-76-72=219 (+3)	5th		
UNCG Bridgestone Collegiate	74-76-75=225 (+9)	T-58th		
Gifford Collegiate	78-72-75=225 (+9)	T-65th		
SunTrust Gator Invitational	78-75-78=231 (+21)	65th		
John Hayt Invitational	74-73-77=224 (+8)	T-18th		
General Hackler Championship	80-81-77=238 (+22)	T-50th		

top 10 finishes in bold

**Suri’s Tournament Results**

2010-11				
Rod Myers Invitational	69-72-74=215 (-1)	12th		
U.S. Collegiate Championship	78-75-75=228 (+12)	T-57th		
TCU Match Play	vs. Matt Johnson	W, 1-up		
Fresno State Lexus Golf Classic	73-70-73=216 (E)	T-8th		
Southern Highlands Masters	74-78-74=226 (+10)	T-36th		
Callaway Collegiate Match Play				
Texas (First Round)	vs. Julio Vegas	W, 5&3		
East Tennessee State (QF)	vs. Patrick Spraggs	W, 2-up		
Southern California (SF)	vs. Martin Trainer	W, 3&2		
Illinois (Finals)	vs. Thomas Pietres	W, 3&1		
Bulls Bay Intercollegiate	80-71-68=219 (+6)	40th		
Irish Creek Collegiate	70-73-68=211 (-2)	T-7th		
ACC Championships	71-69-68=209 (-7)	T-3rd		
NCAA East Regional	76-70-68=214 (-2)	5th		
NCAA Championship	81-74-73=228 (+12)	T-81st		
NCAA Championship Match Play				
UCLA (QF)	vs. Pedro Figueiredo	halved		
Georgia (SF)	vs. T.J. Mitchell	W, 3&2		

2009-10				
Gordin-Myers Collegiate Classic	74-75-79=228 (+12)	T-17th		
Bank of Tennesse Intercollegiate	75-74-69=218 (+2)	T-20th		
UNCG Bridgestone Collegiate	70-70-74=214 (-2)	T-15th		
Gifford Collegiate	69-68-74=211 (-5)	T-8th		
SunTrust Gator Invitational	71-70-72=213 (+3)	6th		
John Hayt Invitational	80-70-78=228 (+12)	T-38th		
General Hackler Championship	77-74-74=225 (+9)	T-17th		
Hootie at Bulls Bay Intercollegiate	74-71-71=216 (+3)	T-27th		
Administaff ASU Invitational	71-71-71=213 (-3)	T-24th		
N.C. State Wolfpack Intercollegiate	73-71-71=215 (+2)	T-2nd		
ACC Championship	73-78-82=233 (+17)	52nd		
NCAA Central Regional	74-72-79=225 (+15)	T-63rd		
NCAA Championship	79-77-75=231 (+15)	T-139th		

top 10 finishes in bold



Second Annual Rod Myers Invitational

Duke will host the second annual Rod Myers Invitational (Oct. 1-2, 2011) at the Duke University Golf Club. The 54-hole event will feature 36-holes of play on Saturday, followed by an 18-hole final round on Sunday. Live scoring, recaps and statistics will be available at the Rod Myers Invitational tournament central web page on [www.GoDuke.com/rmi](http://www.GoDuke.com/rmi).

Among the teams competing with Duke at the event are Baylor, Charlotte, Coastal Carolina, East Tennessee State, Georgia Southern, Iowa, Michigan, North Carolina, Tennessee, Tulsa.

Schedule of Events

Friday, Sept. 30

7:00 am - Practice facilities open  
11:00 am - Practice rounds begin

Saturday, October 1

7:00 am - Practice facilities open  
8:00 am - Opening round (shotgun start)  
Second round begins immediately following first round

Sunday, October 2

7:00 am - Practice facilities open  
8:05 am - Final round tee times begin  
3:15 pm - Awards ceremony

In Lasting Memory of Former Head Coach Rod Myers

The Duke University Athletic Department lost a valuable member of its family on Friday, March 30, 2007, with the passing of men’s golf head coach Rod Myers. Myers was 67 and passed away at the Duke University Medical Center after a battle with an acute form of leukemia. The 34-year mentor of the Duke men’s golf program was one of the mainstays of the Duke University athletic department and a very well respected member of the golf community.

Myers achieved many personal and professional milestones in his career, but is best remembered for his contributions to the development of thousands of young golfers.

After graduating from Ohio Wesleyan in 1961, Myers joined the coaching circle as an assistant coach at Maryland before taking the head coaching job at Ohio State in 1967. After seven seasons in Columbus, he became the head coach at Duke in 1974. During his 34 years with the Blue Devils, Myers guided Duke to 30 tournament victories, the 2005 ACC Championship and seven NCAA Championship appearances.

In 2005, he was selected as the ACC Coach of the Year and Golf-week’s National Coach of the Year after leading Duke to its first ACC Championship since 1966 and an eighth-place tie at the NCAA Championships.

While at the helm of the Duke men’s golf team, Myers coached 16 All-Americans, nine Academic All-Americans, 24 All-ACC selections and three ACC individual champions. In 2007, the university named the golf training center after him and an endowed athletic scholarship was created in his honor.

During his 37 years as a member of the PGA of America, Myers was a Master PGA Professional, served on the staff of the Arnold Palmer Golf Academy, was a member of the PGA Rules Committee and officiated at every Masters Championship from 1995-2003. A PGA professional while at Ohio State, Myers was a former president and treasurer of the Golf Coaches Association of America and a former chairman of the NCAA Golf Committee and the USGA Rules Committee.

In 2007, Myers received the Labron Harris, Sr. award which is presented to the college or high school coach and PGA professional whose support of the game through teaching, coaching and involvement in the community has helped ensure the continued growth of the game and represent the finest qualities the game has to offer.

Myers, a native of Springfield, Ohio, was inducted into the Golf Coaches Association Hall of Fame in May of 1986, and was also named to the Ohio Wesleyan Sports Hall of Fame and the Springfield (Ohio) High School Hall of Fame. On February 17, 2007, Myers was inducted into the Carolinas PGA Golf Professional Hall of Fame.

2010 Rod Myers Invitational Recap

Iowa led wire-to-wire to claim the team championship at the inaugural Rod Myers Invitational in 2010. The Hawkeyes shot 277-286-288 to finish with a 13-under 851. N.C. State was five shots back with an 856, while Charlotte finished third at four-under 860. Michigan was fourth (-3, 861) with Duke rounding out the top five with two-over 866. Minnesota (874) placed sixth and was followed by Tulsa (875), UNC Greensboro (876), East Tennessee State (877), Middle Tennessee State (879), Rice (891) and VCU (896).

Albin Choi of N.C. State captured medalist honors with a five-under 211 after posting a one-under 71 in the final round. He got off to a double-bogey, bogey start before turning things around with four birdies over the next six holes. Choi closed the day with 10 straight pars including a two-putt par on No. 18 to secure a one stroke victory over Donald Constable (Minnesota), Brad Hopfinger (Iowa) and Michael Whitehead (Rice).

Duke’s Wes Roach finished tied for 13th overall with an even-par 216, while Tim Gornik was tied for 17th with a one-over 217. Yaroslav Merkulov would have won the individual title by three strokes had it not been for a scorecard error following the opening round of play. His five-under 139 over the final two rounds was lowest in the tournament.

Rod Myers Invitational Records

Low Round

Team			
Iowa	277 (-11)	First Round	2010
Individual			
Colin Champman, UNCG	65 (-7)	Second Round	2010

Low Tournament

Team			
Iowa	851 (-13)		2010
Individual			
Albin Choi, N.C. State	211 (-5)		2010

Home Tournament History

For the past 39 years, Duke University has hosted an intercollegiate men’s golf tournament featuring some of the most talented teams and players in the country. The Blue Devils have won a home event at the Duke University Golf Club nine times, (1978, 1979, 1999, 2004, 2005, 2006, 2008) including the Coca-Cola Duke Golf Classic.

For the first 17 years, from 1974 to 1990, the tournament was a spring event known as the Iron Duke Classic. The Blue Devils posted wins in the event in 1978 and 1979.

From 1982 to 1995, Duke hosted the John H. Ryan Memorial in the fall. This event was held in the memory of John H. Ryan, Jr., a Duke student in the class of 1984 and and member of the golf team, who died in a summer boating accident prior to his junior year. He was selected by Golf Magazine to the 1979 All-American Junior Golf Team. A highly valued member of the Duke golf team and a two-year letterman, John was a young man who exemplified sportsmanship, talent and a genuine love for his fellow students and teammates. He was a gentle person with a strong sense of responsibility, an unassuming presence and a quiet determination. He will always be remembered for the honorable qualities that he exhibited during his lifetime. Duke won the event in 1988 and 1994.

The university hosted both the Iron Duke Classic and John H. Ryan Memorial until the 1989-90 season. In 1990-91, the two events combined to form the John Ryan Iron Duke Classic. The Classic was held each spring for the next four years.

The fall event became the Duke Golf Classic in 1994 and Duke claimed the team title five times (1999, 2004, 2005, 2006 and 2008). In 2008, Duke hosted the first Coca-Cola Individual Collegiate. The event featured 63 individuals from around the country.

In 2009, the Blue Devils hosted the Duke Gordin Invitational. The event featured a Division III team competition, as well as 40 Division I individuals from around the country.

The Blue Devils hosted the inaugural Rod Myers Invitational in October of 2010. Duke’s home fall tournament was renamed in honor of legendary Duke men’s golf coach Rod Myers, who passed away on March 30, 2007 after a battle with an acute form of leukemia.

Duke has received support from various sponsors to host the Duke Classic. For the past 12 years the Durham Coca-Cola Bottling Company and Coca-Cola USA have been the title sponsors for the event.

Date	Tournament	Location (Course)	Finish
Sept. 17-19	Fighting Illini Invitational	Olympia Fields, Ill. (Olympia Fields CC)	6th of 15
Oct. 4-5	Wolfpack Intercollegiate	Raleigh, N.C. (Lonnie Poole GC)	2nd of 17
Oct. 10-11	Rod Myers Invitational	Durham, N.C. (Duke University GC)	5th of 12
Oct. 24-26	United States Collegiate Championship	Alpharetta, Ga. (The Golf Club of Georgia)	7th of 15
Nov. 2	TCU Match Play @ Colonial	Fort Worth, Texas (Colonial CC)	W, 3 1/2 - 2 1/2
March 7-8	Fresno State Lexus Classic	Fresno, Calif. (Sunnyside CC)	3rd of 16
March 11-14	Southern Highlands Collegiate Masters	Las Vegas, Nev. (Southern Highlands GC)	8th of 15
March 20-22	Callaway Collegiate Match Play Championship	Ball Ground, Ga. (Hawks Ridge GC)	
	vs. Texas (Round 1)		W, 5-0
	vs. East Tennessee State (Quarterfinals)		W, 4-1
	vs. USC (Semifinals)		W, 3-1-1
	vs. Illinois (Finals)		W, 4-1
March 27-29	The Hootie at Bulls Bay Intercollegiate	Awendaw, S.C. (Bulls Bay GC)	T-3rd of 15
April 9-10	Irish Creek Collegiate	Kannapolis, N.C. (The Club at Irish Creek)	1st of 13
April 22-24	ACC Championship	New London, N.C. (Old North State Club)	2nd of 11
May 19-21	NCAA East Regional Championship	Radford, Va. (Pete Dye River Course of Virginia Tech)	1st of 13
May 31-June 2	NCAA Championship - Stroke Play	Stillwater, Okla. (Karsten Creek GC)	8th of 30
June 3 - 4	NCAA Championship - Match Play	Stillwater, Okla. (Karsten Creek GC)	
	vs. UCLA (Quarterfinals)		W, 3-1-1
	vs. Georgia (Semifinals)		L, 3-2

Name	Trns.	Rds.	Str.	Avg.	Low 18	High 18	Low 54	High 54	5	10	20	Best Finish (Event)
Brinson Paolini	11	33	2,383	72.2	67	79	210	224	3	4	7	T-3rd (Wolfpack Intercollegiate)
Spencer Anderson	2	6	434	72.3	69	77	210	224	1	1	1	T-5th (Irish Creek Collegiate)
Tim Gornik	10	30	2,176	72.5	66	78	216	221	-	1	7	T-8th (NCAA East Regional)
Julian Suri	9	27	1,966	72.8	68	81	209	228	2	4	5	T-3rd (ACC Championship)
Yaroslav Merkulov	8	23	1,681	73.1	67	80	209	239	1	2	3	T-2nd (Irish Creek Collegiate)
Wes Roach	11	33	2,415	73.2	69	83	210	237	-	1	7	6th (Hootie at Bulls Bay Intercollegiate)
Austin Cody	8	24	1,774	73.9	69	79	215	231	-	1	2	T-7th (U.S. Collegiate Championship)
Adam Sumrall	4	12	896	74.7	68	82	212	234	-	1	1	10th (Wolfpack Intercollegiate)
Team	-	188	13,725	73.0	66	83	209	239	7	15	33	T-2nd (Irish Creek Collegiate)

Average Dropped Score: 76.7 (2,224/29)

Team Round-by-Round Scoring

	Rds.	Str.	Avg.	Low 18	High 18	Low 54	High 54	Best Finish (Event)
First Round	10	2,907	290.7	276	304	-	-	-
Second Round	10	2,869	286.9	275	293	-	-	-
Third Round	10	2,868	286.8	276	297	-	-	-
Total	30	8,644	288.1	275	304	848	893	1st (Irish Creek Collegiate) 1st (NCAA East Regional)

\*\*\* Fresno State Lexus Classic was a six-count-five format and is not reflected in round-by-round scoring

Individual Player Stats Breakdown

	Spencer Anderson	Austin Cody	Tim Gornik	Yaroslav Merkulov	Brinson Paolini	Wes Roach	Adam Sumrall	Julian Suri
Rounds Played	6	24	30	23	33	33	12	27
Under Par Rounds (pct)	2/6 (.333)	4/24 (.167)	6/30 (.200)	8/23 (.348)	9/33 (.273)	8/33 (.242)	1/12 (.083)	10/27 (.370)
Even Par Rounds (pct)	1/6 (.167)	2/24 (.083)	5/30 (.167)	0/23 (.000)	7/33 (.212)	4/33 (.121)	1/12 (.083)	2/27 (.074)
Rounds in the 60s (pct)	1/6 (.167)	2/24 (.083)	3/30 (.100)	6/23 (.261)	7/33 (.212)	3/33 (.091)	1/12 (.083)	6/27 (.222)
Rounds at 75 or under (pct)	5/6 (.833)	16/24 (.667)	28/30 (.933)	17/23 (.739)	29/33 (.879)	28/33 (.848)	9/12 (.750)	22/27 (.815)
Rounds Over 75 (pct)	1/6 (.167)	8/24 (.333)	2/30 (.067)	6/23 (.261)	4/33 (.121)	5/33 (.152)	3/12 (.250)	5/27 (.185)
Pct of Rounds Counted (pct)	3/3 (1.000)	11/15 (.733)	27/30 (.900)	13/20 (.650)	27/30 (.900)	29/33 (.879)	8/12 (.667)	21/24 (.875)
Sub-par strokes per round	3.67	2.88	2.97	2.96	3.00	3.27	2.42	3.44
Pars per round	10.17	10.75	11.63	11.26	11.67	10.67	10.42	11.04
Bogeys per round	4.17	3.71	3.07	3.13	3.06	3.42	4.58	2.96
+2 or Worse per round	0.17	0.71	0.44	0.65	0.30	0.64	0.58	0.59
Pct. of Fairways Hit	.512	.663	.750	.687	.814	.679	.479	.568
Pct of Greens in Regulation	.611	.627	.644	.652	.646	.648	.523	.632
Avg. Putts per round	29.17	30.67	30.00	30.17	30.13	30.10	29.83	29.46
Par 3 Scoring	3.08	3.18	3.09	3.23	3.14	3.12	3.21	3.07
Par 4 Scoring	4.13	4.18	4.11	4.11	4.08	4.16	4.18	4.15
Par 5 Scoring	4.76	4.94	4.88	4.86	4.80	4.89	4.93	4.80

2011-12 DUKE MEN’S GOLF

Olympia Fields CC/Fighting Illini Invitational			
Sept. 17-19 • Olympia Fields CC (Olympia Fields, Ill.)			
6th of 15 • 286-294-291=861 (+21)			
7,157 yards • Par-70			
Yaroslav Merkulov	67-73-72=212	+2	T-7th
Wes Roach	71-72-73=216	+6	T-24th
Tim Gornik	74-72-71=217	+7	T-30th
Brinson Paolini	74-67-76=217	+7	T-30th
Adam Sumrall	77-73-75=225	+15	T-61st

Wolfpack Intercollegiate			
Oct. 4-5 • Lonnie Poole GC (Raleigh, N.C.)			
2nd of 17 • 283-275-290=848 (-4)			
7,358 yards • Par-71			
Brinson Paolini	69-69-72=210	-3	T-3rd
Adam Sumrall	71-68-73=212	-1	10th
Yaroslav Merkulov	72-67-75=214	+1	T-13th
Tim Gornik	71-72-73=216	+3	T-19th
Wes Roach	74-71-72=217	+4	26th
* Austin Cody	73-69-76=218	+5	27th

Rod Myers Invitational			
Oct. 10-11 • Duke University GC (Durham, N.C.)			
5th of 12 • 291-290-285=866 (+2)			
7,136 yards • Par-72			
* Julian Suri	69-72-74=215	-1	12th
Wes Roach	73-74-69=216	E	T-13th
Tim Gornik	71-73-73=217	+1	T-17th
* Austin Cody	74-71-74=219	+3	T-26th
Brinson Paolini	72-74-73=219	+3	T-26th
Adam Sumrall	75-75-75=225	+9	T-44th
Yaroslav Merkulov	DQ-69-70	-	66th

United States Collegiate Championship			
Oct. 24-26 • Lakeside Course at GC of Georgia (Alpharetta, Ga.)			
7th of 15 • 292-290-290=872 (+8)			
7,017 yards • Par-72			
Austin Cody	69-72-74=215	-1	T-7th
Wes Roach	75-73-69=217	+1	16th
Brinson Paolini	73-76-72=221	+5	T-27th
Yaroslav Merkulov	75-70-76=221	+5	T-27th
Julian Suri	78-75-75=228	+12	T-57th

TCU Match Play			
Nov. 2 • Colonial CC (Fort Worth, Texas)			
Duke 3 1/2, TCU 2 1/2			
7,240 yards • Par-70			
Scott Roudebush, TCU def. Brinson Paolini, Duke, 3 and 2			
Wes Roach, Duke def. Ian Phillips, TCU, 4 and 3			
Julian Suri, Duke def. Matt Johnson, TCU, 1-up			
Yaroslav Merkulov, Duke halved with Johan Debeer, TCU			
Austin Cody, Duke def. Johnny Antle, TCU, 6 and 4			
Eduardo Perez, TCU def. Adam Sumrall, Duke, 3 and 2			

Fresno State Lexus Golf Classic (six-count-five format)			
March 7-8 • Sunnyside GC (Fresno, Calif.)			
3rd of 16 • 377-361-372=1110 (+30)			
6,950 yards • Par-72			
* Brinson Paolini	73-70-72=215	-1	T-4th
Julian Suri	73-70-73=216	E	T-8th
Tim Gornik	74-72-73=219	+3	T-14th
Wes Roach	75-71-75=221	+5	T-16th
* Spencer Anderson	72-77-75=224	+8	T-33rd
Yaroslav Merkulov	78-74-75=227	+11	T-44th
Austin Cody	77-74-76=227	+11	T-44th
Adam Sumrall	78-74-82=234	+18	T-71st

MEDIA GUIDE

Southern Highlands Collegiate Masters			
March 11-13 • Southern Highlands GC (Las Vegas, Nev.)			
8th of 15 • 304-292-297=893 (+29)			
7,510 yards • Par-72			
Tim Gornik	78-70-73=221	+5	T-15th
Wes Roach	74-71-77=222	+6	T-17th
Brinson Paolini	78-73-73=224	+8	T-25th
Julian Suri	74-78-74=226	+10	T-36th
Yaroslav Merkulov	79-80-80=239	+23	T-69th

Callaway Collegiate Match Play Championship			
March 20-22 • Hawks Ridge GC (Ball Ground, Ga.)			

FINALS			
(10) Duke def. (4) Illinois, 4-1			
Brinson Paolini, Duke def. Luke Guthrie, Illinois, 2 and 1			
Wes Roach, Duke def. Scott Langley, Illinois, 1-up			
Chris DeForest, Illinois def. Tim Gornik, Duke, 3 and 2			
Julian Suri, Duke def. Thomas Pietres, Illinois, 3 and 1			
Austin Cody, Duke def Mason Jacobs, Illinois, 3 and 1			

SEMIFINALS			
(10) Duke def. (11) Southern California, 3-1-1			
Brinson Paolini, Duke def. T.J. Vogel, Southern California, 2-up			
Wes Roach, Duke def. Steve Lim, Southern California, 4 and 3			
Jeffrey Kang, Southern California def. Tim Gornik, Duke, 1-up			
Julian Suri, Duke def. Martin Trainer, Southern California, 3 and 2			
Austin Cody, Duke halved Sam Smith, Southern California			

QUARTERFINALS			
(10) Duke def. (15) East Tennessee State, 4-1			
Brinson Paolini, Duke def. Paul O’Kane, East Tennessee State, 1-up			
Spencer Lawson, East Tennessee State def. Wes Roach, Duke, 4 and 3			
Tim Gornik, Duke def. Devin Komline, East Tennessee State, 3 and 2			
Julian Suri, Duke def. Patrick Spraggs, East Tennessee State, 2-up			
Austin Cody, Duke def. Lucas Armstrong, East Tennessee State, 4 and 3			

FIRST ROUND			
(10) Duke def. (7) Texas, 5-0			
Brinson Paolini, Duke def. Dylan Frittelli, Texas, 1-up			
Wes Roach, Duke def. Bobby Hudson, Texas, 2 and 1			
Tim Gornik, Duke def. Cody Gribble, Texas, 3 and 1			
Julian Suri, Duke def. Julio Vegas, Texas, 5 and 3			
Austin Cody, Duke def. Johnathan Schnitzer, Texas, 6 and 5			

Hootie at Bulls Bay Intercollegiate			
March 27-29 • Bulls Bay GC (Awendaw, S.C.)			
T-3rd of 15 • 288-291-276=856 (+4)			
7,298 yards • Par-71			
Wes Roach	69-71-70=210	-3	6th
Brinson Paolini	73-75-67=215	+2	T-17th
Tim Gornik	71-74-71=216	+3	T-24th
Julian Suri	80-71-68=219	+6	40th
Austin Cody	75-77-79=231	+18	T-64th

Irish Creek Collegiate			
April 9-10 • The Club at Irish Creek (Kannapolis, N.C.)			
1st of 13 • 276-285-283=844 (-8)			
7,099 yards • Par-71			
* Yaroslav Merkulov	73-68-68=209	-4	T-2nd
Spencer Anderson	70-69-71=210	-3	T-5th
Brinson Paolini	68-72-71=211	-2	T-7th
Julian Suri	70-73-68=211	-2	T-7th
Wes Roach	70-71-73=214	+1	T-12th
* Austin Cody	72-73-70=215	+2	T-15th
Tim Gornik	68-73-75=216	+3	T-17th

MEDIA GUIDE

ACC Championship			
April 22-24 • Old North State Club (New London, N.C.)			
2nd of 11 • 289-279-283=851 (-13)			
7,102 yards • Par-72			
Julian Suri	71-69-69=209	-7	T-3rd
Brinson Paolini	73-69-69=211	-5	5th
Tim Gornik	78-68-71=217	+1	T-18th
Yaroslav Merkulov	69-74-77=220	+4	T-26th
Wes Roach	76-73-74=223	+7	T-33rd

NCAA East Regional			
May 19-21 • Pete Dye River Course of Va. Tech (Radford, Va.)			
1st of 13 • 295-290-280=865 (+1)			
7,685 yards • Par-72			
Julian Suri	76-70-68=214	-2	5th
Tim Gornik	75-75-66=216	E	T-8th
Wes Roach	77-71-74=222	+6	T-19th
Brinson Paolini	71-79-72=222	+6	T-19th
Austin Cody	73-74-76=223	+7	T-25th

NCAA Championship Stroke Play			
May 31 - June 4 • Karsten Creek GC (Stillwater, Okla.)			
8th of 30 • 303-293-293=899 (+25)			
7,416 yards • Par-72			
Brinson Paolini	72-72-74=218	+2	T-13th
Tim Gornik	75-72-74=221	+5	T-29th
Austin Cody	77-77-72=226	+10	T-66th
Julian Suri	81-74-73=228	+12	T-81st
Wes Roach	79-75-83=237	+21	T-125th

NCAA Championship Match Play

SEMIFINALS			
(5) Georgia def. (8) Duke, 3-2			
Harris English, Georgia def. Brinson Paolini, Duke, 5 and 4			
Russell Henley, Georgia def. Tim Gornik, Duke, 3 and 2			
Wes Roach, Duke def. Hudson Swafford, Georgia, 2 and 1			
Julian Suri, Duke def. T.J. Mitchell, Georgia, 3 and 2			
Bryden MacPherson, Georgia def. Austin Cody, Duke, 2 and 1			

QUARTERFINALS			
(8) Duke def. (1) UCLA, 3-1-1			
Patrick Cantlay, UCLA def. Brinson Paolini, Duke, 1-up			
Tim Gornik, Duke def. Pontus Widegren, UCLA, 6 and 5			
Wes Roach, Duke def. Gregor Main, UCLA, 3 and 1			
Julian Suri, Duke halved Pedro Figueiredo, UCLA			
Austin Cody, Duke def. Alex Kim, UCLA, 3 and 2			

\* played as an individual

under-par rounds in bold



2011-12 DUKE MEN’S GOLF

Byron Nelson Award

2010	Adam Long (finalist)
------	----------------------

Golfweek National Coach of the Year

2005	Rod Myers
------	-----------

GCAA All-America

1961	Dick Dion (hm)
1962	George Smith (3rd team)
1972	Bill Mallon (hm)
1973	Bill Mallon (hm)
1981	Charlie Bolling (2nd team)
1984	Chuck Taylor (3rd team)
1985	Chuck Taylor (2nd team)
1990	John Karcher (3rd team)
	Jason Widener (2nd team)
1995	Joe Ogilvie (hm)
1997	Jason Buha (2nd team)
1999	Matt Krauss (hm)
2000	Matt Krauss (hm)
2004	Nathan Smith (3rd team)
	Ryan Blaum (hm)
2005	Ryan Blaum (1st team)
	Nathan Smith (hm)
	Michael Schachner (hm)
2006	Ryan Blaum (2nd team)
2007	Michael Schachner (hm)
2011	Brinson Paolini (hm)

Golfweek All-America

2006	Ryan Blaum (1st team)
	Jake Grodzinsky (hm)

Academic All-America

1984	Todd Anderson
1985	Todd Anderson
1995	Danny Brawley
	Raleigh Shoemaker
1997	Erik Bertrand
1998	Marc Chatelain
1999	Marc Chatelain
2001	Matt Krauss
	Paul Tucker
2002	Matt Krauss
2003	Mike Castleforte
2004	Mike Castleforte
2009	Adam Long

All-Region

2004	Ryan Blaum
	Nathan Smith
2005	Ryan Blaum
	Nathan Smith
2008	Michael Schachner
2009	Adam Long
2010	Adam Long
	Brinson Paolini
	Wes Roach
	Julian Suri
2011	Tim Gornik
	Brinson Paolini
	Wes Roach
	Julian Suri

ACC Player of the Year

2005	Ryan Blaum
2006	Ryan Blaum

ACC Rookie of the Year

1999	Matt Krauss
2003	Ryan Blaum
2010	Brinson Paolini

ACC Coach of the Year

2005	Rod Myers
------	-----------

ACC Individual Champion

1962	John Abernethy (co)
1966	Fred Ewald (co)
1969	Thorny Hoelle (co)
1990	Jason Widener
1999	Matt Krauss
2005	Ryan Blaum

ACC Individual Runners-Up

1954	Bob Hackett
	Denny Bolster
1959	Dick Siderowf
1963	John Abernethy
1965	Tripp O'Donnell
1966	Tom Danluck
1978	Jeff Goettman
1985	Chuck Taylor

All-ACC

1975	Bob Caprera
1979	Bob Stanger
1981	Charlie Bolling
1983	Chuck Taylor
1984	Chuck Taylor
1985	Chuck Taylor
1988	John Karcher
1990	John Karcher
	Jason Widener

1991	Jason Widener
1993	Jason Widener
1995	Joe Ogilvie
1996	Joe Ogilvie
1997	Jason Buha
1999	Marc Chatelain

2000	Matt Krauss
2001	Matt Krauss
2004	Ryan Blaum

2005	Ryan Blaum
	Nathan Smith

2006	Ryan Blaum
	Jake Grodzinsky

2007	Adam Long
2008	Clark Klaasen

	Michael Schachner
2010	Adam Long
2011	Brinson Paolini

MEDIA GUIDE

ACC All-Academic Team

2007	Jeff Edelman
	Adam Long
2008	Matthew Pierce
	Adam Long
2009	Adam Long
	Clark Klaasen
2010	Spencer Anderson
	Adam Long
	Brinson Paolini
	Wes Roach
	Julian Suri
2010	Austin Cody
	Tim Gornik
	Yaroslav Merkulov
	Brinson Paolini
	Julian Suri

Southern Conference Individual Champion

1933	Roger Peacock
1934	Cliff Perry
1936	Cliff Perry
1937	Johnny Morris
1938	Skip Alexander
1939	Skip Alexander
1940	Henry Russell
1941	Grover Poole
1942	Grover Poole
1947	Jimmy McNair (co)
1951	Lou McLennan

GCAA Coaches Hall of Fame

1982	Ellis “Dumpy” Hagler
1986	Rod Myers

Duke Hall of Fame

1976	Mike Souchak
1977	Art Wall
1980	Ellis “Dumpy” Hagler
1983	Cliff Perry
1987	Skip Alexander
1988	Dick Siderowf

<b>All-Time Duke Head Coaches</b>	
Marshall Crichton	1928-29
Bill Jennings	1930
Ellis “Dumpy” Hagler	1933-73 (Spring)
Rod Myers	(Fall) 1973-2007
Brad Sparling	2007 (Spring)
O.D. Vincent	(Fall) 2007-2008 (Fall)
Jamie Green	(Spring) 2009-present
<b>Championships by Coaches</b>	
Rod Myers	30
Ellis “Dumpy” Hagler	26
Jamie Green	4
O.D. Vincent	3

MEDIA GUIDE

Individual Championships

1931-32	Roger Peacock		Southern Conference
			State Intercollegiate
1933-34	Cliff Perry	79-73=152 (+8)	State Intercollegiate<
		76-73=149 (+5)	Southern Conference
1935-36	Cliff Perry	73-67=140 (-4)	State Intercollegiate
		73-75=148 (+4)	Southern Conference
1936-37	Johnny Morris	35-34=69 (-3)	State Intercollegiate
		69-73=142 (-2)	Southern Conference
1937-38	Tom Perry	76-70=146 (+2)	State Intercollegiate
	Skip Alexander		Southern Conference+
1938-39	Bob Brownell	144 (E)	State Intercollegiate
	Joe Taylor	match-play event	Southern Intercollegiate
	Skip Alexander	145 (+1)	Southern Intercollegiate
		76-70=146 (+2)	Southern Conference
1939-40	Skip Alexander	143 (-1)	Southern Intercollegiate
	Henry Russell	74-72=146 (+2)	Southern Conference
1940-41	Grover Poole	151 (+7)	Southern Conference
	Bob Brownell	match-play event	Southern Intercollegiate
1941-42	Grover Poole	146 (+2)	Southern Conference
		match-play event	Southern Intercollegiate
1946-47	Jimmy McNair	142 (-2)	Southern Conference<
1950-51	Lou McLennan	147 (+3)	Southern Conference
1961-62	John Abernethy	73-71=144 (E)	Atlantic Coast Conference<
1965-66	Fred Ewald	76-78=154 (+10)	Atlantic Coast Conference<
1968-69	Thorny Hoelle	72-75=147 (+3)	Atlantic Coast Conference<
1973-74	Lee Keesler		Palmetto Invitational
1978-79	Bob Stanger		Iron Duke Intercollegiate
1980-81	Charlie Bolling	218 (+2)	Grandfather Mountain Invitational
		146 (+2)	Kings Mill Invitational
		109	Guilford Invitational
		145 (+1)	East Carolina Invitational
		209 (-7)	Tar Heel Invitational
	Tim Mittlehauser	214 (-2)	Duke Invitational
1981-82	Chuck Taylor		Valentine Invitational
1983-84	Chuck Taylor		John Ryan Memorial
1984-85	Chuck Taylor		Guilford College Invitational
1987-88	John Karcher	73-73=146 (+2)	Charleston Invitational
		71-71-72=214 (-2)	Gamecock Invitational
1988-89	John Karcher	69-76=145 (+1)	John Ryan Memorial
		71-66=137 (-7)	Tar Heel Invitational
1989-90	Bruce Kenerson	73-71-71=215 (-1)	Carpet Capital Classic<
	Jason Widener	70-70-70=210 (-6)	Atlantic Coast Conference
1992-93	Justin Klein	71-69-75=215 (-1)	Lonnie D. Small Memorial
	Mike Muehr	68-73-68=209 (-4)	Stanford Shoot-Out
1996-97	Jason Buha	67-69-68=204 (-12)	Keswick Club Cavalier Classic
1998-99	Matt Krauss	75-68-69=212 (-4)	Atlantic Coast Conference
2000-01	Kevin Streelman	69-71-69=209 (-7)	The Intercollegiate
2002-03	Leif Olson	70-70-75=215 (+1)	The Ridges<
		70-66-65=201 (-12)	The Nelson
2003-04	Ryan Blaum	66-69-66=201 (-12)	The Nelson<
2003-04	Nathan Smith	68-70-69=207 (-9)	Augusta State Invitational<
2004-05	Ryan Blaum	68-71-69=208 (-8)	Landfall Tradition
2004-05		68-71-67=206 (-10)	Atlantic Coast Conference
2005-06	Ryan Blaum	65-70-67=202 (-14)	Courtyard by Marriott Intercollegiate
2007-08	Michael Schachner	68-68-67=203 (-7)	SunTrust Gator Invitational<
		68-72-69=209 (-7)	River Landing Intercollegiate>
2009-10	Adam Long	77-69-68=214 (+1)	N.C. State Wolfpack Intercollegiate

+ awarded individual title via coin toss after tying with two others for medalist honors

< denotes co-champion

> won tournament in a playoff

2011-12 DUKE MEN’S GOLF

Team Championships

1922	Southern Conference
1932	State Championship
1933	State Championship
	Southern Conference
1935	State Championship
	Southern Conference
1936	State Championship
	Southern Conference
	State Championship
1937	Southern Conference
1938	State Championship
	Southern Conference
1939	State Championship
	Southern Intercollegiate
	Southern Conference
1940	Southern Conference
1941	Southern Conference
1942	Southern Conference
1947	Southern Intercollegiate
1948	Southern Conference
1949	Southern Conference
1951	Southern Conference
1954	Atlantic Coast Conference
1959	Atlantic Coast Conference
1961	Atlantic Coast Conference
1962	Atlantic Coast Conference
1966	Atlantic Coast Conference
1971	Big Four Tournament
1972	Annual Collegiate Invitational
1978	Guilford College Invitational
	Iron Duke Classic
1979	Duke Fall Invitational
1979-80	Yale Invitational
	Kings Mill Invitational
	East Carolina Invitational
1982-83	Campbell Invitational
1984-85	Wolfpack Invitational
1987-88	John Ryan Iron Duke Classic
	Tar Heel Invitational
1991-92	Jack Nicklaus Invitational
1993-94	ECU/Sheraton Intercollegiate
	John Ryan Iron Duke Spring Classic
1994-95	Kiawah Island Intercollegiate
1996-97	Wofford Invitational
	Tom O'Briant Memorial
1998-99	Duke Golf Classic
1999-2000	The Nelson
2000-01	The Intercollegiate
2001-02	The Nelson
2002-03	The Nelson
2003-04	The Intercollegiate
	Coca-Cola Duke Classic
2004-05	Coca-Cola Duke Classic
	Schenkel E-Z-Go Invitational
	Courtyard By Marriott Intercollegiate
	Atlantic Coast Conference
2005-06	Coca-Cola Duke Classic
	Western Intercollegiate at Pasatiempo
2006-07	Fighting Illini Invitational
2007-08	Coca-Cola Duke Classic
	River Landing Intercollegiate
2008-09	UNCG Bridgestone Collegiate
	River Landing Intercollegiate
2010-11	Callaway Collegiate Match Play
	Irish Creek Collegiate
	NCAA East Regional

2011-12 DUKE MEN’S GOLF

Individual Low Rounds			
18 Holes	Tot	-Par	
Michael Schachner (2007)	60*	-10	
Chuck Taylor (1984)	67	-5	
Michael Quagliano (2009)	67	-4	
John Karcher (1990)	68	-4	
Wes Roach (2010)	69	-3	
Ryan Blaum (2006)	69	-3	
John Karcher (1990)	69	-3	
Charlie Bolling (1981)	69	-3	
Bob Zimmerman (1959)	69	-3	
Michael Schachner (2005)	68	-2	
Jason Widener (1993)	70	-2	
Mike Muehr (1993)	70	-2	
Jake Grodzinsky (2006)	70	-2	
Charlie Bolling (1981)	70	-2	
Dick Siderowf (1959)	70	-2	
* Schachner set an NCAA record with a 60 in the third round of the 2007 NCAA Championship at the Golden Horseshoe Club in Williamsburg, Va. The 10-under matched the lowest round in relation to par in NCAA Championship history.			
36 Holes	Tot	-Par	
Chuck Taylor (1984)	140	-4	
Wes Roach (2010)	142	-2	
Michael Schachner (2005)	138	-2	
Michael Quagliano (2009)	140	-2	
Mike Muehr (1993)	142	-2	
Brinson Paolini (2011)	144	E	
Ryan Blaum (2006)	145	+1	
Bill Mallon (1973)	145	+1	
Dick Dion (1962)	143	+1	
Dick Siderowf (1959)	145	+1	
54 Holes	Tot	-Par	
Michael Schachner (2007)	208	-2	
Ryan Blaum (2006)	214	-2	
John Karcher (1990)	215	-1	
Chuck Taylor (1984)	215	-1	
72 Holes	Tot	-Par	
John Karcher (1990)	284	-4	
Ryan Blaum (2006)	286	-2	
Charlie Bolling (1981)	288	E	
Chuck Taylor (1984)	290	+2	
Michael Schachner (2007)	283	+3	
Clark Klaasen (2006)	291	+3	
Jake Grodzinsky (2006)	291	+3	
Team Low Rounds			
18 Holes	Round	Tot	-Par
2006	Third	284	-4
2007	Third	277	-3
2007	Second	278	-2
1990	Third	287	-1
2009	Second	285	+1
1959	First	285	+1
2006	First	290	+2
2006	Fourth	291	+3
36 Holes	Tot	-Par	
1993	586	+10	
2006	587	+11	
2007	572	+12	
2005	574	+14	
2009	582	+14	
1959	592	+16	
54 Holes	Tot	-Par	
2006	871	+7	
2007	849	+9	
1993	886	+22	
2010	889	+25	
2011	899	+25	
2009	878	+26	
2005	877	+37	
72 Holes	Tot	-Par	
2006	1140	+10	
2007	1140	+20	
1993	1179	+29	
2005	1162	+42	
1990	1195	+59	
Records incomplete prior to the 1981 NCAA Championship			

1939	Wakonda Club	Des Moines, Iowa
T-5th (617)		
1940	Ekwanok CC	Manchester, Vt.
4th (612)		
Skip Alexander advanced to match play quarterfinal; Guy Berner advanced to second round; Tom Pery and Hank Russell lost in first round		
1941	Scarlet Course	Columbus, Ohio
3rd (603)		
Bob Brownell advanced to match play quarterfinal; Grover Poole advanced to second round; Skip Alexander and Jack DeWitt lost in first round		
1942	Chain O'Lakes Course	South Bend, In.
Grover Poole advanced to second round of match play		
1947	Championship GC	Ann Arbor, Mich.
2nd (614)		
Fletcher Wall (+6) 150		
Art Wall (+7) 151		
Jim McNair (+11) 155		
Bailey Glenn (+17) 161		
A. Wall advaced to second round of match play; McNair and F. Wall lost in first round		
1948	Stanford Univ. GC	Palo Alto, Calif.
4th (595)		
Fletcher Wall, Art Wall, Jimmy McNair and Bailey Glenn advanced to second round of match play		
1949		Ames, Iowa
No team entry		
Art Wall lost in first round of match play		
1950		Albuquerque, N.M.
No team entry		
Bailey Glenn lost in first round of match play		
1959	Eugene CC	Eugene, Ore.
10th (285-307=592)		
Dick Siderowf (+1) 70-75=145		
Ted McKenzie (+4) 73-75=148		
Bob Zimmerman (+4) 69-79=148		
Jack Benson (+7) 76-75=151		
Bob Lindinger (+9) 73-80=153		
John Birmingham (+14) 76-82=158		
Zimmerman advanced to match play quarterfinal; Siderowf advanced to second round		
1961	North & South Courses	Lafayette, Ind.
t-11th (296-314=610, +34)		
John Birmingham (+1) 72		
Dick Dion (+2) 73		
George Smith (+3) 74		
Jack Doser (+6) 77		
Ted McKenzie (+9) 80		
second round North Course results unavailable- South - Par 71; North - Par 72		
1962	Duke Univ. GC	Durham, N.C.
3rd (603)		
T-2 Dick Dion (+1) 72-71=143		
T-25 John Abernathy (+10) 76-76=152		
T-40 Jack Saalfeld (+11) 75-78=153		
T-50 Richard Bassett (+13) 81-74=155		
T-60 George Smith (+14) 75-81=156		
Dion, Abernathy, Saalfeld and Bassett lost in first round of match play		
1962		
T-2 Dick Dion (+1) 72-71=143		
T-25 John Abernathy (+10) 76-76=152		
T-40 Jack Saalfeld (+11) 75-78=153		
T-50 Richard Bassett (+13) 81-74=155		
T-60 George Smith (+14) 75-81=156		
Dion, Abernathy, Saalfeld and Bassett lost in first round of match play		

1966	Stanford Univ. GC	Palo Alto, Calif.
29th (636)		
Fred Ewald (+9) 76-77=153		
Trip O'Donnell (+9) 75-78=153		
David Millar (+18) 82-80=162		
Tom Danluck (+24) 86-82=168		
Dan Hill (+27)85-86=171		
1969	Broadmoor GC	
Thorny Hoelle		
1972	Cape Coral GC	Cape Coral, Fla.
Bill Mallon		
1973	Karsten Creek	Stillwater, Okla.
Bill Mallon (+13) 73-72-78-78=301		
1974	Carlton Oaks CC	Santee, Calif.
MC Lee Keesler (+11) 76-75=151		
1975	Scarlet Course	Columbus, Ohio
Bob Caprera		
1979	Old Town Club	Winston-Salem, N.C.
Bob Stanger		
1981	Stanford Univ. GC	Palo Alto, Calif.
8 Charlie Bolling (E) 78-69-71-70=288		
1984	Bear Creek Masters GC	Houston, Texas
T-24 Chuck Taylor (+2) 73-67-75-75=290		
1985	Grenelefe Resort	Haines City, Fla.
MC Chuck Taylor (+21) 75-79-77=231		
1990	Innisbrook Resort	Tarpon Springs, Fla.
17th (305-304-287-299=1195, +59)		
T-3 John Karcher (-4) 73-74-68-69=284		
T-82 Jason Widener (+17) 78-74-73-76=301		
T-111 Chris Cain (+22) 76-80-71-79=306		
T-119 Dave Patterson (+23) 78-79-75-75=307		
T-147 Tom Hurley (+32) 78-77-79-82=316		
1992	Championship GC	Albuquerque, N.M.
MC Mike Muehr (+6) 75-75=150		
1993	The Champions	Lexington, Ky.
10th (293-293-300-293=1179, +27)		
T-22 Jason Widener (+4) 73-75-74-70=292		
T-28 Mike Muehr (+6) 72-70-76-76=294		
T-43 Tom Hurley (+9) 76-74-74-73=297		
T-52 Justin Klein (+11) 75-74-76-74=299		
77 Aaron Crewse (+27) 73-83-81-78=315		
1997	Conway Farms	Lake Forest, Ill.
29th (300-305=605, +29)		
Jason Buha (+3) 71-74=145		
Mike Christensen (+9) 74-77=151		
Kyle Elfers (+11) 79-74=153		
Chris Schmid (+14) 76-80=156		
Erik Bertrand (+17) 79-80=159		
1999	Hazeltine National	Chaska, Minn.
T-18th (311-303=614, +38)		
T-12 Matt Krauss (+10) 75-75-73-75=298		
Mike Christensen (+10) 81-73=154		
Marc Chatelain (+10) 78-76=154		
Kyle Elfers (+12) 77-79=156		
Kevin Streelman (+19) 82-81=163		

MEDIA GUIDE

2001	Duke Univ. GC	Durham, N.C.
MC Leif Olson (+5) 76-73=149		
2003	Karsten Creek	Stillwater, Okla.
T-19th (300-326-294=920, +56)		
Nathan Smith (+10) 74-80-72=226		
Leif Olson (+12) 74-80-74=228		
Mike Castleforte (+18) 79-81-74=234		
Ryan Blaum (+24) 73-87-80=240		
Tom Lefebvre (+25) 82-85-74=241		
2005	Caves Valley GC	Owings Mills, Md.
T-8th (288-286-303-285=1162, +42)		
T-27 Ryan Blaum (+10) 70-73-76-71=290		
T-40 Michael Schachner (+12) 70-68-77-77=292		
T-42 Jake Grodzinsky (+13) 74-74-76-69=293		
T-42 Michael Quagliano (+13) 76-71-74-72=293		
T-61 Nathan Smith (+20) 74-74-79-73=300		
2006	Crosswater GC	Sunriver, Ore.
12th (290-297-284-291=1162, +10)		
T-10 Ryan Blaum (-2) 72-73-69-72=286		
T-39 Clark Klaasen (+3) 72-75-71-73=291		
T-39 Jake Grodzinsky (+3) 75-73-70-73=291		
T-73 Michael Schachner (+12) 71-76-74-79=300		
77 Michael Quagliano (+22) 82-77-78-73=310		
2007	G. Horseshoe GC	Williamsburg, Va.
T-13th (294-278-277-291=1140, +20)		
T-31 Michael Schachner (+3) 79-69-60-75=283		
T-53 Clark Klaasen (+9) 74-69-72-74=289		
T-53 Jake Grodzinsky (+9) 75-69-71-74=289		
T-60 Adam Long (+11) 71-71-78-71=291		
77 Michael Quagliano (+17) 74-77-74-72=297		
2009	Inverness Club	Toledo, Ohio
14th (297-285-296=878, +26)		
T-30 Clark Klaasen (+5) 72-75-71=218		
T-30 Michael Quagliano (+5) 73-67-78=218		
T-47 Adam Long (+7) 73-75-72=220		
T-113 Matthew Pierce (+15) 79-70-79=228		
T-120 Wes Roach (+16) 81-73-75=229		
2010	The Honors Course	Chattanooga, Tenn.
T-27th (296-297-296=889, +25)		
T-41 Wes Roach (+1) 69-73-75=217		
T-64 Adam Long (+4) 73-75-72=220		
T-103 Brinson Paolini (+9) 76-75-74=225		
T-128 Spencer Anderson (+13) 78-74-77=229		
T-139 Julian Suri (+15) 79-77-75=231		
2011	Karsten Creek GC	Stillwater, Okla.
8th (303-293-293=899, +25)		
T-13 Brinson Paolini (+2) 72-72-74=218		
T-29 Tim Gornik (+5) 75-72-74=221		
T-66 Austn Cody (+10) 77-77-72=226		
T-81 Julian Suri (+12) 81-74-73=228		
T-125 Wes Roach (+21) 79-75-83=237		
Match Play		
QUARTERFINALS		
(8) Duke def. (1) UCLA, 3-1-1		
Patrick Cantlay def. Brinson Paolini, 1-up		
Tim Gornik def. Pontus Widegren, 6 & 5		
Wes Roach def. Gregor Main, 3 & 1		
Julian Suri halved Pedro Figueiredo		
Austin Cody def. Alex Kim, 3 & 2		
SEMIFINALS		
(5) Georgia def. (8) Duke, 3-2		
Harris English def. Brinson Paolini, 5 & 4		
Russell Henley def. Tim Gornik, 3 & 2		
Wes Roach def. Hudson Swafford, 2 & 1		
Julian Suri def. T.J. Mitchell, 3 & 2		
Bryden MacPherson def. Austin Cody, 2 & 1		

MEDIA GUIDE

<b>1989 East Regional</b>		
Long Bay Club		Myrtle Beach, S.C.
T-56	John Karcher (+14)	71-77-80=230
<b>1990 East Regional</b>		
Savannah Resort		Wilmington Isl., Ga.
10th (291-288-292=871, +7)		
T-15	John Karcher (-2)	73-69-72=214
T-29	Jason Widener (+1)	73-73-71=217
T-44	Tom Hurley (+3)	71-73-75=219
T-58	Dave Patterson (+5)	74-73-74=221
T-88	Chris Cain (+15)	77-79-75=231
<b>1991 East Regional</b>		
Yale Gold Course		New Haven, Conn.
	Jason Widener (+12)	73-73-76=222
<b>1992 East Regional</b>		
Seven Oaks GC		Hamilton, N.Y.
T-14th (302-294-306=902, +38)		
T-7	Mike Muehr (+2)	72-73-73=218
T-41	Aaron Crewse (+10)	78-71-77=226
T-56	Tom Hurley (+12)	75-74-79=228
T-64	Jason Widener (+14)	77-76-77=230
114	David Love (+31)	82-82-81=245
<b>1993 East Regional</b>		
Birdwood GC		Charlottesville, Va.
8th (287-290-298=875, +11)		
T-19	Justin Klein (E)	68-73-75=216
T-27	Mike Muehr (+2)	70-73-75=218
T-34	Jason Widener (+3)	74-70-79=219
T-50	Tom Hurley (+6)	75-74-73=222
T-60	Aaron Crewse (+8)	75-74-75=224
<b>1995 East Regional</b>		
Yale Univ. Course		New Haven, Conn.
T-44	Joe Ogilvie (+12)	74-74-74=222
<b>1996 East Regional</b>		
Monster Course		West Point, N.Y.
16th (320-294-302=916, +52)		
T-18	Jason Buha (+8)	76-71-77=224
T-53	Justin Klein (+15)	80-76-75=231
T-60	Joe Ogilvie (+16)	81-73-78=232
T-60	Chris Schmid (+16)	83-76-73=232
T-83	Todd Hill (+23)	88-74-77=239
<b>1997 East Regional</b>		
Cascade Course		Hot Springs, Va.
4th (296-299-289=884, +44)		
2	Jason Buha (E)	68-73-69=210
T-47	Kyle Elfers (+16)	76-72-78=226
T-55	Mike Christensen (+17)	79-77-71=227
T-70	Erik Bertrand (+20)	74-77-79=230
T-89	Chris Schmid (+24)	78-85-71=234
<b>1999 East Regional</b>		
Rhode Island CC		Barington, R.I.
6th (293-288-289=870, +6)		
T-32	Kevin Streelman (+2)	76-69-73=218
T-37	Kyle Elfers (+3)	75-77-67=219
T-43	Matt Krauss (+4)	69-75-76=220
T-43	Marc Chatelain (+4)	74-72-74=220
T-57	Mike Christensen (+6)	75-72-75=222
<b>2000 East Regional</b>		
Glenmaura National		Moosic, Pa.
14th (300-302-293=895, +31)		
T-17	Matt Krauss (+5)	72-76-73=221
T-27	Mike Christensen (+7)	75-74-74=223
T-72	Kevin Streelman (+8)	75-74-75=230
T-87	Paul Tucker (+11)	78-83-72=233
T-92	Leif Olson (+12)	82-78-74=234



2011-12 DUKE MEN’S GOLF

ACC Championships

1954\*, 1959, 1961, 1962, 1966, 2005

\*Duke won the ACC’s first golf championship

1954 - Winston-Salem, N.C.

Old Town Club	Par-72
1st (291, +3)	
T-2 Denny Bolster (E)	72
T-2 Bob Hackett (E)	72
6 John Eisinger (+1)	73
T-7 Richard Hood (+2)	74
T-18 Harold Hansen-Pruss (+5)	77
T-29 Peter Poor (+9)	81

1955 - Winston-Salem, N.C.

Old Town Club	Par-72
T-4th (609, +33)	
7 Denny Bolster (+5)	77-72=149
T-8 Terry Thomas (+6)	75-75=150
T-15 Bob Hackett (+10)	78-76=154
T-23 Harold Hansen-Pruss (+12)	78-78=156
T-27 Clinton Toms (+13)	76-81=157
T-45 Robert Ruffini (+21)	83-82=165

1956 - Winston-Salem, N.C.

Old Town Club	Par-72
3rd (598, +22)	
T-7 Robert Chapman (+3)	73-74=147
T-10 Terry Thomas (+4)	77-71=148
T-15 Ward King (+7)	76-75=151
T-18 Bill Beeson (+8)	79-73=152
T-32 Dick Risley (+13)	79-78=157
T-36 Robert Ruffini (+14)	79-79=158

1957 - Winston-Salem, N.C.

Old Town Club	Par-72
4th (610, +34)	
T-11 Dick Siderowf (+5)	73-76=149
T-18 Jack Benson (+9)	76-77=153
T-24 Ward King (+10)	78-76=154
T-34 Sandy Hinkle (+10)	80-74=154
T-26 Bill Beeson (+11)	75-80=155
T-28 Tate Lanning (+12)	79-77=156
T-38 Hugh Paterson (+16)	79-81=160
T-53 Dick Risley (+23)	84-83=167

1958 - Winston-Salem, N.C.

Old Town Club	Par-72
5th (610, +34)	
T-7 Dick Siderowf (+4)	74-74=148
16 Sandy Hinkle (+7)	75-76=151
T-17 Jack Benson (+8)	72-80=152
T-20 Hugh Paterson (+9)	80-73=153
T-30 Bob Zimmerman (+13)	79-78=157
T-30 Clinton Toms (+13)	77-80=157
T-43 Terry Thomas (+18)	82-80=162

1959 - Chapel Hill, N.C.

Finley Golf Course	Par-72
1st (572, -4)	
2 Dick Siderowf (-5)	68-71=139
T-7 Bob Zimmerman (E)	73-71=144
T-7 Bob Lindinger (E)	77-67=144
T-12 Ted McKenzie (+1)	70-75=145
T-12 Tim Be Baufre (+1)	73-72=145
T-24 Jack Benson (+6)	76-74=150
T-24 Jay Cullen (+6)	74-76=150
T-28 John Birmingham (+7)	73-78=151

1960 - Durham, N.C.

Duke Golf Course	Par-72
2nd (603, +27)	
5 Jack Doser (+4)	74-74=148
T-6 Bob Zimmerman (+7)	72-79=151
T-6 John Birmingham (+7)	76-75=151
9 Dick Dion (+9)	74-79=153
T-14 Allen Breed (+11)	79-76=155
T-17 Ted McKenzie (+12)	79-77=156
T-22 John Sronce (+14)	80-78=158
T-23 Jay Cullen (+15)	79-80=159

1961 - College Park, Md.

Maryland GC	Par-72
1st (590, +14)	
3 Jay Cullen (+1)	73-72=145

T-5 Ted McKenzie (+3)	74-73=147
T-5 John Birmingham (+3)	75-72=147
T-7 Dick Dion (+4)	71-77=148
T-7 George Smith (+4)	78-70=148
Jack Doser (+7)	76-75=151
Les Davies (+10)	77-77=154

1962 - Winston-Salem, N.C.

Old Town Club	Par-72
1st (587, +11)	
T-1 John Abernethy (E)	73-71=144
T-4 George Smith (+2)	76-70=146
T-4 Jack Saalfeld (+2)	73-73=146
T-15 Dick Dion (+7)	73-78=151
T-15 Richard Bassett (+7)	74-77=151
T-29 Jack Sronce (+11)	77-78=155
T-34 Dave Franklin (+12)	80-76=156

1963 - Hot Springs, Va.

Cascades Course	Par-72
3rd (610, +34)	
T-2 John Abernathy (+5)	76-73=149
T-4 Richard Bassett (+6)	76-74=150
T-12 Jack Saalfeld (+10)	80-74=154
T-22 Tom Cosgrove (+13)	78-79=157
T-25 Stan Tuttle (+14)	76-82=158
T-25 John Martin (+14)	84-74=158
T-29 Buzz Lewis (+16)	85-75=160

1964 - Columbia, S.C.

Forest Lake CC	Par-72
5th (755, +35)	
3 Dan Hill (+1)	74-71=145
T-11 Rick Phillips (+6)	72-78=150
T-13 Tom Hackett (+7)	79-72=151
T-20 Fred Ewald (+10)	79-75=154
T-24 Tom Danluck (+11)	75-80=155
T-32 Buzz Lewis (+13)	78-79=157
T-45 Cliff Perry (+16)	83-77=160

1965 - Pinehurst, N.C.

Pinehurst No. 2	Par-72
3rd (385-373=758, +38)	
T-2 Trip O'Donnell (+3)	73-74=147
6 Fred Ewald (+5)	79-70=149
T-7 Tom Danluck (+6)	76-74=150
T-22 Dan Hill (+11)	79-87=155
26 Cliff Perry (+13)	79-78=157

1966 - Pinehurst, N.C.

CC of North Carolina	Par-72
1st (382-405=787, +67)	
T-1 Fred Ewald (+10)	76-78=154
T-30 Tom Danluck (+12)	73-83=156
T-5 Tom Hackett (+13)	79-78=157
T-7 Trip O'Donnell (+14)	76-82=158
T-15 Dave Milar (+18)	78-84=162
T-26 Dan Hill (+21)	79-86=165
T-29 Henry Young (+22)	81-85=166

1967 - Pinehurst, N.C.

Pinehurst CC	Par-72
2nd (795, +75)	
T-8 Henry Young (+12)	77-79=156
T-10 George Benson (+13)	79-78=157
T-10 Trip O'Donnell (+13)	78-79=157
T-17 Mike Strickland (+15)	82-77=159
T-37 Bob Martin (+22)	87-79=166
T-41 Martin Falk (+24)	84-84=168
T-55 John Wylie (+28)	86-86=172

1968 - Sanford, N.C.

Quail Ridge GC	Par-72
1st (779, +59)	
T-4 Mike Strickland (+4)	74-74=148
T-22 Bob Stuart (+9)	74-79=153
T-22 Dave Lind (+9)	79-74=153
T-30 Bob Martin (+11)	79-76=155
T-33 George Dillon (+12)	78-78=156
T-38 John Wylie (+13)	77-80=157
T-46 Roddy Ingold (+16)	81-79=160
T-52 Hy Young (+18)	80-82=162
T-59 Bob Goldman (+20)	84-80=164
T-69 Richard Semple (+27)	88-83=171

1969 - Raleigh, N.C.

MacGregor Downs GC	Par-72
3rd (767, +47)	
T-1 Thorny Hoelle (+3)	72-75=147
T-6 Dave Lind (+7)	73-78=151
T-10 Harry Cashin (+9)	77-76=153
T-15 John Hoehl (+10)	77-77=154
T-21 Bob Martin (+12)	79-77=156
T-24 Dennis Satyshur (+13)	79-78=157
T-43 Sandy Dillon (+16)	78-82=160
T-52 Greg Smith (+19)	79-84=163
T-54 Hank Walters (+20)	81-83=164
56 Roddy Ingold (+21)	84-81=165
69 Richard Semple	87-WD=WD

1970 - Pinehurst, N.C.

Foxfire CC	Par-72
6th (741, +21)	
T-7 Hank Walters (-1)	71-72=143
T-10 Sandy Dillon (E)	73-71=144
T-19 Hank Cashin (+4)	75-73=148
T-42 Greg Wall (+9)	77-76=153
T-42 Bill Mallon (+9)	76-77=153
T-42 Thorny Hoelle (+9)	74-79=153
T-42 Dave Lind (+9)	73-80=153
T-66 Greg Smith (+20)	82-82=164
T-66 John Rynaisiewicz (+20)	78-86=164
69 Richard Semple (+28)	85-87=172
70 John Hoehl	79-WD=WD

1971 - Aiken, S.C. & Rockville, Md.

Midland Valley CC	Par-72
Woodmont CC	Par-72
4th (1513, +73)	
10 Hank Walters (+10)	75-73-75-75=298
T-11 Dave Lind (+11)	73-74-72-80=299
13 Bill Mallon (+12)	73-68-81-78=300
T-21 Dennis Satyshur (+19)	74-76-81-76=307
23 Bob Barrett (+21)	76-77-78-78=309

1972 - High Point, N.C.

Willow Creek GC	Par-72
3rd (1166, +86)	
T-6 Bill Mallon (+13)	74-81-74=229
T-8 Dennis Satyshur (+14)	77-79-74=230
11 Hank Walters (+15)	80-75-76=231
T-15 Bob Barrett (+18)	74-79-81=234
31 Don Detweiler (+26)	78-82-82=242
T-32 Tim Murray (+27)	83-80-80=243
T-36 Dave DeHaas (+28)	83-79-82=244

1973 - Pinehurst, N.C.

Foxfire CC	Par-72
5th (1142, +62)	
4 Bill Mallon (+5)	74-73-74=221
T-5 Robert Fields (+7)	76-77-70=223
T-20 Lee Keesler (+12)	76-70=82=228
T-26 Bob Caprera (+16)	77-80-75=232
T-36 Bob Barrett (+21)	83-78-76=237
T-36 Ray Womack (+21)	80-81-76=237
T-38 Dave Wikel (+22)	78-76-84=238

1974 - Sanford, N.C.

Carolina Trace	Par-72
6th (1223, +143)	
8 Bob Caprera (+17)	79-73-81=233
13 Doug Reintgen (+21)	80-78-79=237
T-34 Ray Womack (+33)	83-82-84=249
39 Lee Keesler (+35)	89-80-82=251
40 Bob Barrett (+36)	87-80-85=252
T-42 Jeff Hall (+40)	84-87-85=256
47 Chuck Rylan (+46)	89-92-81=262

1975 - Pinehurst, N.C.

Foxfire CC	Par-72
6th (1182, +102)	
T-6 Bob Caprera (+8)	78-73-73=224
T-19 Lee Keesler (+14)	76-76-78=230
T-37 Doug Reintgen (+25)	78-81-82=241
41 John Rodney (+27)	78-81-84=243
42 Hap Esbenshade (+28)	78-85-81=244
T-44 Ray Womack (+30)	88-76-82=246
T-46 Bob Hoff (+31)	78-87-82=247

1976 - Raleigh, N.C.

North Ridge CC	Par-72
6th (1163, +83)	
12 Bob Caprera (+3)	75-70-74=219
T-29 John Rodney (+15)	78-79-74=231

MEDIA GUIDE

40 Rusty Guy (+21)	81-76-80=237
T-41 Scott Teller (+22)	76-82-80=238
T-41 Steve Potter (+22)	81-79-78=238
T-44 Mark Burden (+23)	81-74-84=239
47 Lee Keesler (+28)	85-76-83=244

1977 - Raleigh, N.C.

North Ridge CC	Par-72
6th (1148, +68)	
T-17 Mike Forgash (+6)	74-77-71=222
T-29 Charlie Bolling (+14)	80-75-75=230
T-34 Scott Teller (+15)	75-77-79=231
T-37 Chris Newman (+16)	76-75-81=232
40 Mark Burden (+17)	84-75-74=233
T-43 James Bruyette (+20)	80-75-81=236
45 Paul Spadafora (+21)	76-83-78=237

1978 - Raleigh, N.C.

North Ridge CC	Par-72
4th (1124, +44)	
T-2 Jeff Goettman (+2)	76-76-66=218
T-13 Charlie Bolling (+7)	76-74-73=223
T-22 Paul Hindsley (+10)	77-75-74=226
25 Steve Potter (+11)	76-78-73=227
T-30 Mike Forgash (+14)	76-85-69=230
44 Paul Bryan (+22)	85-75-78=238
49 Chris Newman (+36)	82-86-84=252

1979 - Greensboro, N.C.

The Cardinal GC	Par-72
3rd (1128, +48)	
5 Paul Hindsley (+5)	70-80-71=221
T-6 Bob Stanger (+6)	77-74-71=222
T-15 Jeff Goettman (+11)	76-78-73=227
T-19 Doug Whitaker (+12)	76-76-76=228
T-24 Paul Bryan (+14)	77-77-76=230
T-30 Charlie Bolling (+16)	72-75-85=232
T-34 Len Kellermann (+18)	81-77-76=234

1980 - Rocky Mount, N.C.

Northgreen CC	Par-72
7th (906, +42)	
T-15 Paul Hindsley (+6)	72-73-77=222
T-24 Bob Stanger (+9)	75-77-73=225
T-34 Chris Newman (+14)	75-79-76=230
T-39 Greg Nizich (+16)	80-75-77=232
42 Joe Lynch (+19)	82-77-76=235
T-46 Buddy Martin (+28)	82-77-85=244

1981 - Rocky Mount, N.C.

Northgreen CC	Par-72
3rd (886, +22)	
T-8 Charlie Bolling (+5)	75-74-72=221
T-8 Bob Stanger (+5)	73-74-74=221
T-12 John Ryan (+8)	75-78-71=224
T-19 Paul Hindsley (+13)	75-78-76=229
T-26 Len Kellerman (+14)	81-73-76=230
30 Paul Bryan (+15)	78-81-72=231

1982 - Rocky Mount, N.C.

Northgreen CC	Par-72
5th (308-300-296=904, +40)	
T-6 Chuck Taylor (+4)	77-71-72=220
T-17 Todd Anderson (+9)	76-73-76=225
T-22 John Ryan (+11)	73-76-78=227
35 Buddy Martin (+25)	86-80-75=241
T-36 Jeff Goettman (+26)	82-87-73=242

1983 - Rocky Mount, N.C.

Northgreen CC	Par-72
6th (298-296-291=885, +21)	
T-6 Richard Riddle (+2)	74-70-74=218
T-14 Chuck Taylor (+6)	72-80-70=222
24 Todd Anderson (+10)	76-77-73=226
T-25 Ken Younger (+11)	78-75-74=227
T-32 David Ingram (+15)	76-74-81=231

1984 - Pinehurst, N.C.

Pinehurst No. 2	Par-72
4th (295-303-314=912, +48)	
T-7 Chuck Taylor (+8)	71-76-77=224
T-14 David Ingram (+13)	76-73-80=229
T-14 Todd Anderson (+13)	72-81-76=229
T-24 Mike Lopuszynski (+18)	76-77-81=234
T-33 Doug Lucci (+24)	81-77-82=240

MEDIA GUIDE

1985 - Greensboro, N.C.

Bryan Park GC	Par-72
2nd (283-280-285=848, -16)	
2 Chuck Taylor (-7)	71-69-69=209
4 Todd Anderson (-5)	70-69-72=211
T-5 Tom Lape (-4)	68-73-71=212
T-16 David Ingram (E)	74-69-73=216
37 Bill Black (+14)	75-78-77=230

1986 - Greensboro, N.C.

Bryan Park GC	Par-72
5th (299-298-298=895, +31)	
9 Bill Black (+2)	74-75-68=218
T-13 Tom Lape (+5)	74-73-74=221
T-22 Keith Kepley (+10)	77-73-76=226
T-35 Mike Lopuszynski (+17)	75-77-81=233
40 Brian Stefanowicz (+26)	84-79-79=242

1987 - Greensboro, N.C.

Bryan Park GC	Par-72
7th (293-295-293=881, +17)	
T-13 Mike Lopuszynski (+2)	71-74-73=218
26 John Reynolds (+6)	75-72-75=222
T-29 Darrell Crall (+8)	73-76-75=224
T-29 Doug Lucci (+8)	74-80-70=224
T-36 John Karcher (+11)	75-73=76=227

1988 - Greensboro, N.C.

The Cardinal GC	Par-72
6th (302-297-310=909, +45)	
T-6 John Karcher (+7)	75-72-76=223
T-18 Darrell Crall (+13)	76-75-78=229
29 Chris Cain (+16)	80-77-75=232
T-30 John Reynolds (+17)	76-73-84=233
T-37 David Patterson (+22)	75-82-81=238

1989 - Rocky Mount, N.C.

2011-12 DUKE MEN’S GOLF

Stroke Average (minimum 20 rounds)		
Ryan Blaum	2003-04	71.54
Michael Schachner	2007-08	71.69
Chuck Taylor	1984-85	71.87
Ryan Blaum	2005-06	71.87
Ryan Blaum	2004-05	71.88
Jason Buha	1996-97	71.89
Nathan Smith	2003-04	72.19
Brinson Paolini	2010-11	72.21
Adam Long	2009-10	72.33
Brinson Paolini	2009-10	72.33
Chuck Taylor	1982-83	72.5
Tim Gornik	2010-11	72.53
Chuck Taylor	1983-84	72.57
Michael Schachner	2006-07	72.59
Charlie Bolling	1980-81	72.6
Adam Long	2007-08	72.67
Wes Roach	2009-10	72.73
Matt Krauss	1999-00	72.74
Clark Klaasen	2007-08	72.78
Julian Suri	2010-11	72.81

Rounds In The 60s

Ryan Blaum	2004-05	12
Ryan Blaum	2003-04	10
Ryan Blaum	2005-06	9
Michael Schachner	2007-08	9
Nathan Smith	2003-04	8
Leif Olson	2001-02	7
Brinson Paolini	2010-11	7
Matt Krauss	1999-00	6
Kevin Streelman	2000-01	6
Michael Schachner	2004-05	6
Julian Suri	2010-11	6
Yaroslav Merkulov	2010-11	6

Under-Par Rounds

Ryan Blaum	2004-05	22
Ryan Blaum	2005-06	20
Michael Schachner	2007-08	17
Leif Olson	2001-02	16
Nathan Smith	2003-04	16
Jason Buha	1996-97	14
Nathan Smith	2004-05	14
Matt Krauss	1999-00	13
Jake Grodzinsky	2005-06	12
Ryan Blaum	2003-04	12

Even-Par Rounds

Joe Ogilvie	1994-95	8
Jason Buha	1996-97	8
Matt Krauss	2000-01	7
Mike Castleforte	2001-02	7
Brinson Paolini	2009-10	7
Brinson Paolini	2010-11	7
John Karcher	1987-88	6
John Karcher	1989-90	6
Alex Wilson	2003-04	6
Adam Long	2007-08	6
Adam Long	2009-10	6

Even-Par or Better Rounds

Ryan Blaum	2004-05	25
Jason Buha	1996-97	22
Ryan Blaum	2005-06	22
Nathan Smith	2003-04	21
Michael Schachner	2007-08	21
Leif Olson	2001-02	19
Matt Krauss	1999-00	18
Brinson Paolini	2009-10	18
John Karcher	1989-90	17
Matt Krauss	2000-01	17
Mike Castleforte	2001-02	17

MEDIA GUIDE

Low Stroke Average by Season

1973-74	Lee Keesler	76.7
1974-75	Lee Keesler	76.8
1975-76	Bob Capera	74.2
1976-77	Charlie Bolling	73.5
1977-78	Jeff Goettman	76.1
1978-79	Bob Stanger	74.8
	Paul Hindsley	74.8
1979-80	Bob Stanger	74.3
1980-81	Charlie Bolling	72.6
1981-82	Chuck Taylor	75.28
1982-83	Chuck Taylor	72.5
1983-84	Chuck Taylor	72.57
1984-85	Chuck Taylor	71.87
1985-86	Bill Black	74.2
1986-87	John Karcher	73.8
1987-88	John Karcher	73.8
1988-89	John Karcher	73.5
1989-90	Jason Widener	73.1
1990-91	Jason Widener	73.8
1991-92	Mike Muehr	73.7
1992-93	Jason Widener	73.9
1993-94	Mike Muehr	74.1
1994-95	Joe Ogilvie	73.8
1995-96	Jason Buha	73.7
1996-97	Jason Buha	71.9
1997-98	Mike Christensen	73.2
1998-99	Marc Chatelain	72.9
1999-00	Matt Krauss	72.7
2000-01	Matt Krauss	72.8
2001-02	Leif Olson	72.9
2002-03	Ryan Blaum	73.3
2003-04	Ryan Blaum	71.5
2004-05	Ryan Blaum	71.9
2005-06	Ryan Blaum	71.9
2006-07	Michael Schachner	72.6
2007-08	Michael Schachner	71.6
2008-09	Adam Long	73.0
2009-10	Adam Long	72.3
	Brinson Paolini	72.3
2010-11	Brinson Paolini	72.2

Team Stroke Average

1995-96	288.11
2010-11	288.13
2007-08	288.21
2009-10	289.22
2005-06	291.51
2000-01	291.71
1999-00	292.21
2003-04	292.42
2008-09	293.06
2005-06	293.81
1998-99	294.10
1992-93	294.23
2001-02	294.31
1993-94	294.62
1996-97	294.92
1997-98	295.10
2002-03	295.97

Hole-in-Ones (in NCAA competitions)		
Julian Suri	No. 7 at CordeValle GC	
2009 Gifford Collegiate	190 yard, par 3	

MEDIA GUIDE

Stroke Average (minimum 50 rounds)

Ryan Blaum	2002-06	72.16
<b>Brinson Paolini</b>	<b>2009-p</b>	<b>72.27</b>
Adam Long	2006-10	72.70
Chuck Taylor	1981-85	72.97
<b>Julian Suri</b>	<b>2009-p</b>	<b>73.27</b>
Matthew Pierce	2007-10	73.43
Leif Olson	1999-03	73.51
Michael Schachner	2004-08	73.56
Jason Widener	1989-93	73.62
Matt Krauss	1998-02	73.62
Wes Roach	2007-11	73.65
Nathan Smith	2002-06	73.68
John Karcher	1986-90	73.80

Rounds In The 60s

Ryan Blaum	2002-06	34
Michael Schachner	2004-08	21
Leif Olson	1999-03	17
Matt Krauss	1998-02	15
<b>Brinson Paolini</b>	<b>2009-p</b>	<b>13</b>
Nathan Smith	2002-06	13
Mike Christensen	1997-00	12
Wes Roach	2007-11	11
Jason Widener	1990-93	10
John Karcher	1987-90	10

Under-Par Rounds

Ryan Blaum	2002-06	63
Leif Olson	1999-03	45
Matt Krauss	1998-02	41
Michael Schachner	2004-08	40
Nathan Smith	2002-06	37
Clark Klaasen	2005-09	34
Adam Long	2006-10	34
Jason Widener	1989-93	29
Mike Castleforte	2001-04	27
Wes Roach	2007-11	27
John Karcher	1986-90	26
Jason Buha	1993-97	26

Even-Par Rounds

Adam Long	2006-10	21
Matt Krauss	1998-02	16
John Karcher	1987-90	15
Leif Olson	1999-03	15
<b>Brinson Paolini</b>	<b>2009-p</b>	<b>14</b>
Nathan Smith	2002-06	14
Clark Klaasen	2005-09	13
Wes Roach	2007-11	13
Mike Castleforte	2001-04	12
Jason Widener	1989-93	11
Jason Buha	1993-97	11
Paul Tucker	1997-01	11

Even-Par or Better Rounds

Ryan Blaum	2002-06	71
Leif Olson	1999-03	60
Adam Long	2006-10	55
Nathan Smith	2002-06	51
Matt Krauss	1998-02	51
Michael Schachner	2004-08	50
Clark Klaasen	2005-09	47
John Karcher	1987-90	41
Jason Widener	1989-93	40
Wes Roach	2007-11	40
Jason Buha	1993-97	37
<b>Brinson Paolini</b>	<b>2009-p</b>	<b>34</b>
Joe Ogilvie	1992-96	31

2011-12 DUKE MEN’S GOLF

Tournaments Played

Leif Olson	1999-03	52
Jason Widener	1989-93	49
Mike Christensen	1996-00	48
Adam Long	2006-10	48
Clark Klaasen	2005-09	48
Matt Krauss	1998-02	47
Wes Roach	2007-11	45
Mike Muehr	1990-94	44
Michael Schachner	2004-08	44
Ryan Blaum	2002-06	43
Joe Ogilvie	1992-96	43
Justin Klein	1992-96	43
Jason Buha	1993-97	42
Michael Quagliano	2004-09	41

Rounds

Leif Olson	1999-2003	152
Jason Widener	1989-93	140
Adam Long	2006-10	140
Matt Krauss	1998-2002	138
Mike Christensen	1996-2000	138
Clark Klaasen	2005-09	137
John Karcher	1986-90	133
Michael Schachner	2004-08	132
Wes Roach	2007-11	130
Ryan Blaum	2002-06	129
Paul Tucker	1997-2001	126

<b>Career Records incomplete prior to the 1987-88 season</b>
--

Tournament Wins

Charlie Bolling	1977-79, 81	5
Ryan Blaum	2003-06	4
John Karcher	1987-90	4
Skip Alexander	1938-40	4
Cliff Perry	1934-36	4
Grover Poole	1941-42	3
Chuck Taylor	1981-85	3

Top 5 Finishes

Chuck Taylor	1981-85	15
Jason Widener	1989-93	12
Ryan Blaum	2002-06	10
John Karcher	1986-90	10
Joe Ogilvie	1992-96	9
Michael Schachner	2004-08	8
Nathan Smith	2002-06	8
Jason Buha	1993-97	8
Adam Long	2006-10	7

Top 10 Finishes

Chuck Taylor	1981-85	26
Ryan Blaum	2002-06	21
Jason Widener	1989-93	18
John Karcher	1986-90	18
Joe Ogilvie	1992-96	16
Jason Widener	1989-93	16
Mike Christensen	1996-2000	12
Jason Buha	1993-97	12
Nathan Smith	2002-06	12
Joe Ogilvie	1992-96	11
Mike Muehr	1990-94	11
Matt Krauss	1998-2002	11
Adam Long	2006-10	11

Top 20 Finishes

Ryan Blaum	2002-06	31
Jason Widener	1989-93	27
Adam Long	2006-10	27
Leif Olson	1999-03	25
Jason Buha	1993-97	22
Joe Ogilvie	1992-96	20
Nathan Smith	2002-06	19
Mike Christensen	1996-00	18
Matt Krauss	1998-02	18
Mike Muehr	1990-94	17
Wes Roach	2007-11	16
Michael Schachner	2004-08	15



Individual Low Rounds (All Tournaments)

18 Holes				
-Par	Score	Player	Course	Tournament
-10	60	Michael Schachner	Golden Horseshoe GC	2007 NCAA Championship
-8	63	Michael Schachner	GC of Tennessee	2005 NCAA East Regional
-8	64	Adam Long	Forest Hills GC	2010 Administaff Augusta State Invitational
-7	65	Mike Christensen	GC of Cuscowilla	1998 Cuscowilla Intercollegiate
-7	65	Ryan Blaum	MacGregor Downs CC	2004 The Intercollegiate
-7	65	Nathan Smith	MacGregor Downs CC	2004 The Intercollegiate
-7	65	Ryan Blaum	MacGregor Downs CC	2006 Courtyard by Marriott Intercollegiate
-7	65	Jeff Edelman	Devils Ridge GC	2007 The Intercollegiate
-7	65	Matthew Pierce	River Landing GC - Landing Course	2008 River Landing Intercollegiate
-7	65	Michael Quagliano	River Landing GC - River Course	2009 River Landing Intercollegiate
-7	65	Adam Long	Old North State Club	2010 ACC Championship
-6	66	Jeff Goettman	North Ridge CC	1978 ACC Championship
-6	65	Leif Olson	Stanford GC	2002 The Nelson
-6	66	Nathan Smith	Old North State Club	2004 ACC Championship
-6	66	Michael Schachner	Duke University Golf Club	2007 Coca-Cola Duke Golf Classic
-6	65	Adam Long	Bulls Bay GC	2007 Hootie at Bulls Bay
-6	64	Spencer Anderson	Mark Bostic GC	2009 SunTrust Gator Invitational
-6	66	Brinson Paolini	Old North State Club	2010 ACC Championship
-6	66	Tim Gornik	Pete Dye River Course	2011 NCAA East Regional

36 Holes

-10	132	Michael Schachner	GC of Tennessee	2005 NCAA East Regional
-9	135	Ryan Blaum	MacGregor Downs CC	2006 Courtyard by Marriott Intercollegiate
-8	136	Mike Christensen	Arthur Hills at Palmetto Dunes	1999 Golf World Invitational
-8	136	Mike Castleforte	Duke GC	2002 Duke Golf Classic
-8	136	Michael Schachner	Devils Ridge GC	2005 The Intercollegiate
-8	136	Adam Long	Old North State Club	2010 ACC Championship
-7	135	Ryan Blaum	Stanford GC	2003 The Nelson
-7	137	John Karcher	Finley GC	1989 Tar Heel Invitational
-7	137	Michael Schachner	Duke University GC	2007 Coca-Cola Duke Golf Classic
-7	137	Julian Suri	CordeValle GC	2009 Gifford Collegiate Golf Championship

54 Holes

-14	202	Ryan Blaum	MacGregor Downs CC	2006 Courtyard by Marriott Intercollegiate
-12	201	Ryan Blaum	Stanford GC	2003 The Nelson
-12	201	Leif Olson	Stanford GC	2002 The Nelson
-10	206	Ryan Blaum	Old North State Club	2005 ACC Championship
-10	206	Matt Krauss	Arthur Hills at Palmetto Dunes	1999 Golf World Invitational
-9	204	Jason Buha	Keswick GC	1996 Keswick Club Cavalier Classic
-9	207	Nathan Smith	Forest Hills GC	2004 Augusta State Invitational
-9	204	Michael Schachner	GC of Tennessee	2005 NCAA East Regional
-8	208	6x; last by Adam Long	Duke University GC	2007 Coca-Cola Duke Golf Classic

Team Low Rounds (All Tournaments)

18 Holes			
-Par	Score	Course	Tournament
-15	273	Duke University GC	2007 Coca-Cola Duke Golf Classic
-12	276	Imperial Lakes GC	1996 Matlock Collegiate Classic
-12	272	GC of Tennessee	2005 NCAA East Regional
-12	276	Forest Hills GC	2010 Administraff ASU Invitational
-11	277	Old North State Club	2004 ACC Championship
-11	277	MacGregor Downs CC	2006 Courtyard by Marriott Intercollegiate
-11	277	River Landing GC - Landing Course	2008 River Landing Intercollegiate
-10	278	Dallas Athletic Club	2001 Red River Classic
-10	278	CC of Landfall	2005 Landfall Tradition
-10	278	Old North State Club	2008 ACC Championship
-10	270	Warren GC	2010 NCAA Central Regional

54 Holes

-23	841	Old North State Club	2008 ACC Championship
-22	842	Duke University GC	2007 Coca-Cola Duke Golf Classic
-21	843	Forest Hills GC	2010 Administaff ASU Invitational
-16	848	Bryan Park GC	1985 ACC Championship
-14	850	River Landing GC	2009 River Landing Intercollegiate
-13	851	River Landing GC	2008 River Landing Intercollegiate
-13	851	Old North State Club	2011 ACC Championship
-12	852	Tanagura Densha GC	2007 Topy Cup U.S.-Japan Intercollegiate
-11	853	Forest Hills GC	2009 Administraff ASU Invitational
-11	841	Stanford GC	2002 The Nelson
-11	853	Osprey Point GC	1996 Kaiwah Intercollegiate Golf Tournament
-10	854	Duke University GC	2005 Coca-Cola Duke Golf Classic
-10	842	Stanfrod GC	1992 Stanford Shootout

Stroke Average (minimum 20 rounds)

Brinson Paolini	2009-10	72.33
Adam Long	2006-07	72.85
Yaroslav Merkulov	2010-11	73.09
Matthew Pierce	2007-08	73.10
Jason Widener	1989-90	73.10
Ryan Blaum	2002-03	73.33
Julian Suri	2009-10	73.59
Mike Christensen	1996-97	73.85
Austin Cody	2010-11	73.92
Wes Roach	2007-08	73.93

Rounds In The 60s

Michael Schachner	2004-05	6
Brinson Paolini	2009-10	6
Yaroslav Merkulov	2010-11	6
Matthew Pierce	2007-08	4
Mike Christensen	1996-97	4

Under-Par Rounds

Brinson Paolini	2009-10	11
Julian Suri	2009-10	9
Michael Schachner	2004-05	9
Ryan Blaum	2002-03	9
Jason Widener	1989-90	9
Adam Long	2006-07	8
Leif Olson	1999-00	8
Yaroslav Merkulov	2010-11	8

Even-Par Rounds

Brinson Paolini	2009-10	7
Mike Christensen	1996-97	5
Adam Long	2006-07	5
Leif Olson	1999-00	4
Julian Suri	2009-10	4

Even-Par or Better Rounds

Brinson Paolini	2009-10	18
Adam Long	2006-07	13
Julian Suri	2009-10	13
Leif Olson	1999-00	12
Michael Schachner	2004-05	12

Tournament Wins

Matt Krauss	1998-99	1
Justin Klein	1992-93	1
Jason Widener	1989-90	1

Top 5 Finishes

Jason Widener	1989-90	4
Brinson Paolini	2009-10	2
Michael Schachner	2004-05	2

Top 10 Finishes

Jason Widener	1989-90	7
Mike Christensen	1996-97	5
Brinson Paolini	2009-10	4
Julian Suri	2009-10	3
Ryan Blaum	2002-03	3

Top 20 Finishes

Jason Widener	1989-90	10
Julian Suri	2009-10	7
Mike Christensen	1996-97	6
Ryan Blaun	2002-03	6
Adam Long	2006-07	6
Justin Klein	1992-93	5
Leif Olson	1999-00	5
Brinson Paolini	2009-10	5

Tournaments Played

Mike Christensen	1996-97	14
Jason Widener	1989-90	13
Justin Klein	1992-93	13
Julian Suri	2009-10	13
Pete O'Brien	1988-89	12
Leif Olson	1999-00	12
Michael Quagliano	2004-05	12
Brinson Paolini	2009-10	12

Rounds

Mike Christensen	1996-97	40
Jason Widener	1989-90	40
Julian Suri	2009-10	39
Michael Quagliano	2004-05	36
Justin Klein	1992-93	36
Brinson Paolini	2009-10	36
Adam Long	2006-07	34
Leif Olson	1999-00	34

Freshman Records incomplete prior to the 1987-88 season

Mike Adams - White Plains, N.Y. (St. Stephen’s Episcopal)												
Year	Total Tournaments	Total Rounds	Total Strokes	Stroke Average	Even Par Rounds	Under Par Rounds	Best 18	Best 54	Top 5	Top 10	Top 20	Best Finish
2000-01	2	4	322	80.5	0	0	73	-	0	0	1	11th
2001-02	1	2	158	79.0	0	0	79	-	0	0	1	T-18th
2002-03	1	2	146	73.0	1	0	72	-	0	1	1	T-8th
2003-04	-	-	-	-	-	-	-	-	-	-	-	-
Career	4	8	626	78.3	1	0	72	-	0	1	3	T-8th

Rob Beasley - Greensboro, N.C. (Northwest Guilford)												
Year	Total Tournaments	Total Rounds	Total Strokes	Stroke Average	Even Par Rounds	Under Par Rounds	Best 18	Best 54	Top 5	Top 10	Top 20	Best Finish
2000-01	2	4	295	73.7	0	1	70	-	2	2	2	1st
2001-02	8	22	1,663	75.6	0	2	70	218	0	1	2	T-9th
2002-03	9	27	2,029	75.2	0	4	70	217	0	0	1	12th
2003-04	9	27	2,059	76.3	1	2	69	220	0	0	0	T-25th
Career	28	80	6,046	75.2	1	9	69	217	2	3	5	

Erik Bertrand - Tampa, Fla. (Vivian Gaither)												
Year	Total Tournaments	Total Rounds	Total Strokes	Stroke Average	Even Par Rounds	Under Par Rounds	Best 18	Best 54	Top 5	Top 10	Top 20	Best Finish
1993-94	1	3	237	79.0	0	0	77	237	0	0	0	T-58th
1994-95	3	8	636	79.5	1	0	72	242	0	0	0	
T-52nd												
1995-96	8	24	1,824	76.8	1	0	72	229	1	1	2	T-3rd
1996-97	13	37	2,785	75.3	4	4	70	216	0	1	2	T-6th
Career	25	72	5,482	76.1	6	4	70	216	1	2	4	T-3rd

John Birmingham												
Year	Total Tournaments	Total Rounds	Total Strokes	Stroke Average	Even Par Rounds	Under Par Rounds	Best 18	Best 54	Top 5	Top 10	Top 20	Best Finish
1987-88	1	3	234	78.0	0	0	75	234	0	0	0	-
Career	1	3	234	78.0	0	0	75	234	0	0	0	-

Alan Birney - Houston, Texas (Cypress Creek)												
Year	Total Tournaments	Total Rounds	Total Strokes	Stroke Average	Even Par Rounds	Under Par Rounds	Best 18	Best 54	Top 5	Top 10	Top 20	Best Finish
1990-91	4	9	701	77.9	0	0	74	227	0	0	0	T-42nd
1991-92	1	2	153	76.5	0	0	74	-	0	0	0	T-54th
1992-93	3	7	528	75.4	0	1	71	230	0	0	0	22nd
Career												

Bradley Black - St. Catherines, Ontario (Sir Winston Churchill)												
Year	Total Tournaments	Total Rounds	Total Strokes	Stroke Average	Even Par Rounds	Under Par Rounds	Best 18	Best 54	Top 5	Top 10	Top 20	Best Finish
1995-96	2	5	396	79.2	0	0	75	237	0	0	0	T-40th
Career	2	5	396	79.2	0	0	75	237	0	0	0	T-40th

Ryan Blaum - Coral Gables, Fla. (Westminster Christian)												
Year	Total Tournaments	Total Rounds	Total Strokes	Stroke Average	Even Par Rounds	Under Par Rounds	Best 18	Best 54	Top 5	Top 10	Top 20	Best Finish
2002-03	10	30	2,200	73.3	2	9	66	210	1	3	6	T-2nd
2003-04	8	24	1,717	71.5	1	12	65	201	1	4	6	T-1st
2004-05	12	36	2,588	71.9	3	22	67	206	5	7	9	1st
2005-06	13	39	2,803	71.9	2	20	65	202	3	7	10	1st
Career	43	129	9,308	72.2	8	63	65	201	10	21	31	1st

Daniel Brawley - Wilmington, N.C. (New Hanover)												
Year	Total Tournaments	Total Rounds	Total Strokes	Stroke Average	Even Par Rounds	Under Par Rounds	Best 18	Best 54	Top 5	Top 10	Top 20	Best Finish
1992-93	1	2	154	77.0	0	0	76	-	0	0	0	T-54th
1993-94	4	12	960	80.0	0	1	69	225	0	0	1	T-16th
1994-95	12	32	2,449	76.5	1	3	70	219	1	1	2	T-4th
1995-96	6	16	1,239	77.3	2	1	70	220	0	0	1	T-15th
Career	23	62	4,802	77.5	3	5	69	219	1	1	4	T-4th

Denver Brown - Saratoga Springs, N.Y. (Saratoga Springs)												
Year	Total Tournaments	Total Rounds	Total Strokes	Stroke Average	Even Par Rounds	Under Par Rounds	Best 18	Best 54	Top 5	Top 10	Top 20	Best Finish
1997-98	2	4	326	81.5	0	0	74	-	0	0	0	80th
1998-99	2	5	407	81.4	0	0	76	252	0	0	0	T-36th
1999-00	1	3	231	77.0	0	0	76	231	0	0	0	T-56th
2000-01	5	13	990	76.2	0	2	71	224	2	2	2	2nd
Career	10	25	1,954	78.2	0	2	71	224	2	2	2	2nd

Jason Buha - Farmington Hills, Mich. (Farmington)												
Year	Total Tournaments	Total Rounds	Total Strokes	Stroke Average	Even Par Rounds	Under Par Rounds	Best 18	Best 54	Top 5	Top 10	Top 20	Best Finish
1993-94	5	14	1,078	77.0	0	1	71	218	0	0	0	T-35th
1994-95	10	29	2,222	76.6	1	1	71	223	0	0	1	T-14th
1995-96	14	38	2,800	73.7	2	10	67	213	3	5	11	2nd
1996-97	13	37	2,660	71.9	8	14	67	204	5	7	10	1st
Career	42	118	8,760	74.2	11	26	67	204	8	12	22	1st

Chris Cain - Knoxville, Tenn. (The Webb School)												
Year	Total Tournaments	Total Rounds	Total Strokes	Stroke Average	Even Par Rounds	Under Par Rounds	Best 18	Best 54	Top 5	Top 10	Top 20	Best Finish
1987-88	9	24	1,866	77.8	1	0	72	223	0	0	1	T-18th
1988-89	1	2	164	82.0	0	0	81	-	0	0	0	-
1989-90	11	34	2,608	76.7	0	1	71	215	1	1	1	T-2nd
1990-91	3	8	619	77.4	0	0	74	231	0	0	0	T-60th
Career	24	68	5,257	77.3	1	1	71	215	1	1	2	T-2nd

Jim Cangiano - Dickerson, Md. (Poolesville)												
Year	Total Tournaments	Total Rounds	Total Strokes	Stroke Average	Even Par Rounds	Under Par Rounds	Best 18	Best 54	Top 5	Top 10	Top 20	Best Finish
1991-92	1	2	162	81.0	0	0	79	-	0	0	0	T-98th
1992-93	1	2	167	83.5	0	0	80	-	0	0	0	-
1993-94	1	3	255	85.0	0	0	83	255	0	0	0	80th
1994-95	2	5	404	80.8	0	0	80	247	0	0	0	T-52nd
Career	5	12	988	82.3	0	0	79	247	0	0	0	T-52nd

Mike Castleforte - Springboro, Ohio (Archbishop Alter)												
Year	Total Tournaments	Total Rounds	Total Strokes	Stroke Average	Even Par Rounds	Under Par Rounds	Best 18	Best 54	Top 5	Top 10	Top 20	Best Finish
2000-01 (Indiana)	7	20	1,493	74.7	-	4	70	220	1	1	2	5th
2001-02	12	36	2,651	73.6	7	10	68	208	0	2	3	9th
2002-03	12	36	2,683	74.5	3	6	69	212	1	2	2	3rd
2003-04	12	36	2,638	73.3	2	11	69	215	0	3	6	T-7th
Career	43	128	9,465	74.0	12	31	68	208	2	8	13	3rd

Bobby Castor - Ashland, Ohio (Ashland)												
Year	Total Tournaments	Total Rounds	Total Strokes	Stroke Average	Even Par Rounds	Under Par Rounds	Best 18	Best 54	Top 5	Top 10	Top 20	Best Finish
2000-01	2	5	383	76.6	1	0	72	229	0	0	1	T-14th
2001-02	7	18	1,371	76.2	0	1	70	221	0	0	0	T-32nd
2002-03	-	-	-	-	-	-	-	-	-	-	-	-
2003-04	2	6	486	81.0	0	0	74	229	0	0	0	T-45th
Career	11	29	2,240	77.9	1	1	70	221	0	0	1	T-14th

Duncan Chapman												
Year	Total Tournaments	Total Rounds	Total Strokes	Stroke Average	Even Par Rounds	Under Par Rounds	Best 18	Best 54	Top 5	Top 10	Top 20	Best Finish
1987-88	1	2	156	78.0	0	0	78	-	0	0	0	-
Career	1	2	156	78.0	0	0	78	-	0	0	0	-

Marc Chatelain - Flims, Switzerland (York Country Dat/Susquahanna)												
Year	Total Tournaments	Total Rounds	Total Strokes	Stroke Average	Even Par Rounds	Under Par Rounds	Best 18	Best 54	Top 5	Top 10	Top 20	Best Finish
1997-98	10	29	2,166	74.7	3	2	69	218	0	0	2	T-11th
1998-99	13	37	2,699	72.9	4	10	67	212	3	4	8	T-4th
Career	23	68	4,865	71.5	7	12	67	212	3	4	10	T-4th



Mike Christensen - Grand Rapids, Minn. (Grand Rapids)

Year	Total Tournaments	Total Rounds	Total Strokes	Stroke Average	Even Par Rounds	Under Par Rounds	Best 18	Best 54	Top 5	Top 10	Top 20	Best Finish
1996-97	14	40	2,954	73.9	5	5	67	212	1	5	6	T-5th
1997-98	11	32	2,342	73.2	1	6	65	211	1	3	6	T-5th
1998-99	11	32	2,381	74.4	0	6	67	212	1	2	2	T-5th
1999-00	12	34	2,537	74.6	4	5	67	214	1	2	4	T-2nd
Career	48	138	10,214	74.0	10	22	65	211	4	12	18	T-2nd

Brad Clark - Atlanta, Ga. (Marist)

Year	Total Tournaments	Total Rounds	Total Strokes	Stroke Average	Even Par Rounds	Under Par Rounds	Best 18	Best 54	Top 5	Top 10	Top 20	Best Finish
2000-01	1	2	162	81.0	0	0	79	-	0	0	0	T-43rd
2001-02	6	16	1,212	75.8	2	2	68	226	2	2	2	1st
Career	7	18	1,374	76.3	2	2	68	226	2	2	2	1st

T.J. Cooper - Greenville, Pa. (Greenville)

Year	Total Tournaments	Total Rounds	Total Strokes	Stroke Average	Even Par Rounds	Under Par Rounds	Best 18	Best 54	Top 5	Top 10	Top 20	Best Finish
1996-97	1	3	236	78.6	0	0	76	236	0	0	0	T-59th
1997-98	5	13	1,002	77.1	0	1	69	221	1	1	1	T-4th
Career	6	16	1,238	77.4	0	1	69	221	1	1	1	T-4th

Darrell Crall

Year	Total Tournaments	Total Rounds	Total Strokes	Stroke Average	Even Par Rounds	Under Par Rounds	Best 18	Best 54	Top 5	Top 10	Top 20	Best Finish
1987-88	10	27	2,076	76.9	3	1	70	216	0	0	1	T-18th
1988-89	4	10	791	79.1	0	0	75	231	0	0	1	T-20th
Career	14	37	2,867	77.5	3	1	70	216	0	0	2	T-18th

Aaron Crewse - Akron, Ohio (Hartville Lake)

Year	Total Tournaments	Total Rounds	Total Strokes	Stroke Average	Even Par Rounds	Under Par Rounds	Best 18	Best 54	Top 5	Top 10	Top 20	Best Finish
1990-91	7	19	1,466	77.2	1	0	71	220	0	0	1	T-19th
1991-92	10	29	2,217	76.5	1	3	70	222	0	0	0	T-35th
1992-93	13	35	2,650	75.7	2	5	70	216	0	2	3	6th
1993-94	10	29	2,184	75.3	2	2	70	220	0	1	3	7th
Career	40	112	8,517	76.0	6	10	70	216	0	3	7	6th

Chris Dauk - Akron, Ohio (Revere)

Year	Total Tournaments	Total Rounds	Total Strokes	Stroke Average	Even Par Rounds	Under Par Rounds	Best 18	Best 54	Top 5	Top 10	Top 20	Best Finish
1991-92	1	2	147	73.5	0	0	73	-	0	0	1	T-18th
1992-93	2	4	310	77.5	0	0	78	-	0	0	0	T-40th
1993-94	1	3	238	79.3	0	0	79	238	0	0	0	T-63rd
1994-95	6	17	1,305	76.8	1	1	71	219	1	1	1	3rd
Career	10	26	2,000	76.9	1	1	71	219	1	1	2	3rd

James Dickey - Fort Lauderdale, Fla. (St. Thomas Aquinas)

Year	Total Tournaments	Total Rounds	Total Strokes	Stroke Average	Even Par Rounds	Under Par Rounds	Best 18	Best 54	Top 5	Top 10	Top 20	Best Finish
2003-04	3	9	695	77.2	0	1	71	222	0	0	1	T-20th
2006-07	-	-	-	-	-	-	-	-	-	-	-	-
Career	3	9	695	77.2	0	1	71	222	0	0	1	T-20th

Eric Dollenberg - Flourtown, Pa. (Penn Charter)

Year	Total Tournaments	Total Rounds	Total Strokes	Stroke Average	Even Par Rounds	Under Par Rounds	Best 18	Best 54	Top 5	Top 10	Top 20	Best Finish
1991-92	2	5	402	80.4	0	0	76	236	0	0	0	74th
1992-93	3	7	541	77.3	0	0	74	230	0	0	0	T-31st
1993-94	2	6	501	83.5	0	0	77	249	0	0	0	76th
Career	7	18	1,444	80.2	0	0	74	230	0	0	0	T-31st

Jim Donnelly - Beverly, Mass. (St. John’s Prep)

Year	Total Tournaments	Total Rounds	Total Strokes	Stroke Average	Even Par Rounds	Under Par Rounds	Best 18	Best 54	Top 5	Top 10	Top 20	Best Finish
1996-97	8	23	1,758	76.4	3	1	71	216	0	1	1	T-8th
1997-98	4	10	774	77.4	0	0	74	231	0	1	1	T-6th
1998-99	4	11	849	77.2	0	0	71	232	1	1	1	T-3rd
Career	16	44	3,381	76.8	3	1	71	216	1	3	3	T-3rd

Jeff Edelman - Southlake, Texas (Carroll Senior)

Year	Total Tournaments	Total Rounds	Total Strokes	Stroke Average	Even Par Rounds	Under Par Rounds	Best 18	Best 54	Top 5	Top 10	Top 20	Best Finish
2006-07	7	21	1,559	74.2	1	4	65	215	0	1	2	T-9th
2007-08	2	6	440	73.3	2	1	71	220	0	0	0	26th
Career	9	27	1,999	73.8	3	5	65	215	0	1	2	T-9th

Kyle Elfers - Cincinnati, Ohio (Turpin)

Year	Total Tournaments	Total Rounds	Total Strokes	Stroke Average	Even Par Rounds	Under Par Rounds	Best 18	Best 54	Top 5	Top 10	Top 20	Best Finish
1995-96	2	5	394	78.8	0	0	79	235	0	0	0	T-40th
1996-97	7	20	1,510	75.5	1	2	69	215	0	1	1	T-6th
1997-98	12	35	2,579	73.7	3	6	68	211	1	5	6	5th
1998-99	13	37	2,734	73.9	3	8	67	214	1	1	5	4th
Career	34	97	7,217	74.4	7	16	68	211	2	7	12	4th

David French - Columbus, Ohio (Arlington)

Year	Total Tournaments	Total Rounds	Total Strokes	Stroke Average	Even Par Rounds	Under Par Rounds	Best 18	Best 54	Top 5	Top 10	Top 20	Best Finish
2000-01	-	-	-	-	-	-	-	-	-	-	-	-
2001-02	3	6	453	75.5	1	1	69	-	0	2	2	6th
2002-03	3	9	697	77.4	0	0	73	225	0	0	0	
T-25th												
2003-04	1	3	243	81.0	0	0	78	243	0	0	0	68th
Career	7	18	1,383	76.8	1	1	69	225	0	2	2	6th

Andrew Giuliani - New York, N.Y. (St. Joseph’s Regional [NJ])

Year	Total Tournaments	Total Rounds	Total Strokes	Stroke Average	Even Par Rounds	Under Par Rounds	Best 18	Best 54	Top 5	Top 10	Top 20	Best Finish
2005-06	1	2	160	80.0	0	0	79	-	0	0	0	T-70th
2006-07	2	6	462	77.0	0	1	71	229	0	0	0	T-68th
2007-08	2	6	447	74.5	0	0	73	223	0	0	0	T-36th
Career	5	14	1,069	77.2	0	1	71	223	0	0	0	T-36th

Jake Grodzinsky - Cornville, Ariz. (Sedona Red Rock)

Year	Total Tournaments	Total Rounds	Total Strokes	Stroke Average	Even Par Rounds	Under Par Rounds	Best 18	Best 54	Top 5	Top 10	Top 20	Best Finish
2003-04	1	3	245	81.7	0	0	78	245	0	0	0	80th
2004-05	11	33	2,469	74.8	2	4	69	212	0	0	0	T-24th
2005-06	12	35	2,559	73.1	3	12	69	209	1	6	7	5th
2006-07	12	37	2,733	73.9	4	9	69	215	0	1	4	T-9th
Career	36	108	8,006	75.9	9	25	69	209	1	7	11	5th

Justin Hare - Charleston, S.C. (Porter-Gaud School)

Year	Total Tournaments	Total Rounds	Total Strokes	Stroke Average	Even Par Rounds	Under Par Rounds	Best 18	Best 54	Top 5	Top 10	Top 20	Best Finish
2005-06	3	8	602	75.3	1	0	72	222	0	0	0	T-17th
2006-07	1	3	230	76.7	0	0	74	230	0	0	0	T-60th
2007-08	1	3	222	74.0	0	1	71	222	0	0	0	T-51st
Career	5	14	1,054	75.3	1	1	71	222	0	0	0	T-17th

Chris Harris - Edina, Minn. (Edina)

Year	Total Tournaments	Total Rounds	Total Strokes	Stroke Average	Even Par Rounds	Under Par Rounds	Best 18	Best 54	Top 5	Top 10	Top 20	Best Finish
1997-98	2	4	316	79.0	0	0	74	-	0	0	0	
1998-99	4	10	755	75.5	2	0	71	222	1	1	1	T-3rd
Career	6	14	1,071	76.5	2	0	71	222	1	1	1	T-3rd

Todd Hill - Durham, N.C. (C.E. Jordan)

Year	Total Tournaments	Total Rounds	Total Strokes	Stroke Average	Even Par Rounds	Under Par Rounds	Best 18	Best 54	Top 5	Top 10	Top 20	Best Finish
1995-96	7	18	1,396	77.5	0	0	73	220	0	0	1	T-16th
Career	7	18	1,396	77.5	0	0	73	220	0	0	1	T-16th

Seth Huffstetler - Southern Pines, N.C. (Pinecrest)

Year	Total Tournaments	Total Rounds	Total Strokes	Stroke Average	Even Par Rounds	Under Par Rounds	Best 18	Best 54	Top 5	Top 10	Top 20	Best Finish
1997-98	2	5	397	79.4	0	0		235	0	0	0	
1998-99	2	5	373	74.6	0	1	70	223	0	0	1	T-14th
Career	4	10	770	77.0	0	1	70	223	0	0	1	T-14th

Tom Hurley - Vero Beach, Fla. (Suffield Academy [Conn.])

Year	Total Tournaments	Total Rounds	Total Strokes	Stroke Average	Even Par Rounds	Under Par Rounds	Best 18	Best 54	Top 5	Top 10	Top 20	Best Finish
1989-90	6	19	1,450	76.3	0	3	70	219	0	0	1	T-12th
1990-91	10	26	1,951	75.0	2	4	68	215	0	1	2	T-7th
1991-92	10	29	2,159	74.5	3	5	69	214	0	1	4	T-9th
1992-93	12	35	2,619	74.8	3	5	70	215	0	1	4	T-8th
Career	38	109	8,179	75.0	8	17	68	214	0	3	11	T-7th

Brad Jones

Year	Total Tournaments	Total Rounds	Total Strokes	Stroke Average	Even Par Rounds	Under Par Rounds	Best 18	Best 54	Top 5	Top 10	Top 20	Best Finish
1987-88	1	3	245	81.7	0	0	79	245	0	0	0	-
1988-89	1	3	234	78.0	0	0	75	234	0	0	0	-
1989-90	1	3	232	77.3	0	1	71	232	0	0	0	T-52nd
Career	3	9	711	79.0	0	1	71	232	0	0	0	T-52nd

John Karcher

Year	Total Tournaments	Total Rounds	Total Strokes	Stroke Average	Even Par Rounds	Under Par Rounds	Best 18	Best 54	Top 5	Top 10	Top 20	Best Finish
1986-87	-	-	-	-	-	-	-	-	5	10	20	6th
1987-88	12	32	2,367	74.0	6	7	69	214	4	5	7	1st
1988-89	13	34	2,523	74.2	3	6	66	216	4	5	9	1st
1989-90	13	40	2,931	73.3	6	11	68	214	3	8	9	T-3rd
Career	38	106	7,821	73.8	15	24	66	214	11	19	26	1st

Bruce Kenerson - Weston, Mass. (St. Paul’s School [Minn.])

Year	Total Tournaments	Total Rounds	Total Strokes	Stroke Average	Even Par Rounds	Under Par Rounds	Best 18	Best 54	Top 5	Top 10	Top 20	Best Finish
1987-88	6	13	1,010	77.7	1	0	72	252	0	1	2	T-6th
1988-89	12	31	2,333	75.3	1	4	71	221	0	1	6	T-7th
1989-90	10	30	2,299	76.6	3	2	71	215	1	2	3	1st
1990-91	3	9	717	79.7	0	0	76	233	0	0	0	T-74th
Career	31	83	6,359	76.6	5	6	71	215	1	4	11	1st

Brian Kim - Yorba Linda, Calif. (Brea Olinda)

Year	Total Tournaments	Total Rounds	Total Strokes	Stroke Average	Even Par Rounds	Under Par Rounds	Best 18	Best 54	Top 5	Top 10	Top 20	Best Finish
2006-07	1	2	151	75.5	0	0	72	-	0	0	1	T-12th
2007-08	1	3	226	75.3	0	0	73	226	0	0	0	T-67th
Career	2	5	377	75.4	0	0	72	226	0	0	1	T-12th

Clark Klaasen - Grand Rapids, Mich. (Grand Rapids Christian)

Year	Total Tournaments	Total Rounds	Total Strokes	Stroke Average	Even Par Rounds	Under Par Rounds	Best 18	Best 54	Top 5	Top 10	Top 20	Best Finish
2005-06	11	32	2,374	74.2	3	6	68	217	0	1	3	T-9th
2006-07	12	37	2,733	73.9	2	10	67	212	1	1	2	3rd
2007-08	12	32	2,329	72.8	4	10	67	211	0	3	5	T-8th
2008-09	13	36	2,679	74.4	4	8	66	213	0	1	3	T-10th
Career	48	137	10,115	73.8	13	34	66	211	1	6	13	3rd

Justin Klein - Phoenix, Md. (Gilman)

Year	Total Tournaments	Total Rounds	Total Strokes	Stroke Average	Even Par Rounds	Under Par Rounds	Best 18	Best 54	Top 5	Top 10	Top 20	Best Finish
1992-93	13	36	2,713	75.4	2	5	68	215	1	2	5	1st
1993-94	11	32	2,408	75.3	2	4	67	218	1	2	4	2nd
1994-95	5	15	1,123	74.9	2	1	71	217	0	1	1	T-9th
1995-96	14	37	2,807	75.9	0	3	66	221	1	1	2	T-3rd
Career	43	120	9,051	75.4	6	11	66	215	3	6	12	1st

Matt Krauss - Dumfries, Va. (C.D. Hylton)

Year	Total Tournaments	Total Rounds	Total Strokes	Stroke Average	Even Par Rounds	Under Par Rounds	Best 18	Best 54	Top 5	Top 10	Top 20	Best Finish
1998-99	9	27	2,002	74.1	1	5	68	212	1	1	2	1st
1999-00	12	34	2,473	72.7	5	13	68	206	3	5	7	2nd
2000-01	13	38	2,768	72.8	7	10	67	212	2	4	6	T-4th
2001-02	13	39	2,922	74.9	3	7	69	215	0	1	3	T-10th
Career	47	138	10,165	73.6	16	35	67	206	6	11	18	1st

Brandon LaCroix - Roanoke, Va. (North Cross)

Year	Total Tournaments	Total Rounds	Total Strokes	Stroke Average	Even Par Rounds	Under Par Rounds	Best 18	Best 54	Top 5	Top 10	Top 20	Best Finish
1998-99	3	8	597	74.6	1	0	72	222	0	0	1	T-14th
1999-00	1	3	229	76.3	1	0	72	229	0	0	0	T-50th
2000-01	9	26	1,945	74.8	1	6	69	212	1	1	1	T-4th
2001-02	13	39	2,895	74.2	4	10	68	211	0	0	4	14th
Career	26	76	5,666	75.0	7	16	68	211	1	1	6	T-4th

Tom Lefebvre - Camp Lejeune, N.C. (Lejeune)

Year	Total Tournaments	Total Rounds	Total Strokes	Stroke Average	Even Par Rounds	Under Par Rounds	Best 18	Best 54	Top 5	Top 10	Top 20	Best Finish
2001-02	3	6	442	73.7	0	1	68	-	2	2	2	1st
2002-03	7	21	1,557	74.1	2	1	70	221	0	0	2	T-17th
2003-04	6	18	1,345	74.7	3	2	67	209	0	1	1	T-10th
2004-05	2	6	458	76.3	1	0	72	228	0	0	0	T-39th
Career	18	51	3,802	74.5	6	4	67	209	2	3	5	1st

Adam Long - St. Louis, Mo. (Francis Howell)

Year	Total Tournaments	Total Rounds	Total Strokes	Stroke Average	Even Par Rounds	Under Par Rounds	Best 18	Best 54	Top 5	Top 10	Top 20	Best Finish
2006-07	11	34	2,477	72.9	5	8	65	212	1	2	6	2nd
2007-08	12	34	2,470	72.7	6	7	68	208	1	1	7	3rd
2008-09	13	36	2,627	73.0	4	9	69	212	3	5	8	T-3rd
2009-10	12	36	2,604	72.3	6	10	64	205	2	3	6	1st
Career	48	140	10,178	72.7	21	34	64	205	7	11	27	1st

David Love - Atlanta, Ga. (Westminster)

Year	Total Tournaments	Total Rounds	Total Strokes	Stroke Average	Even Par Rounds	Under Par Rounds	Best 18	Best 54	Top 5	Top 10	Top 20	Best Finish
1991-92	8	23	1,730	75.2	3	2	69	214	1	2	3	4th
1992-93	3	7	599	79.9	0	0	75	244	0	0	0	-
1993-94	4	12	925	77.1	0	0	73	228	0	0	0	T-37th
Career	15	42	3,254	77.5	3	2	69	214	1	2	3	4th

Jon Massey

Year	Total Tournaments	Total Rounds	Total Strokes	Stroke Average	Even Par Rounds	Under Par Rounds	Best 18	Best 54	Top 5	Top 10	Top 20	Best Finish
1987-88	1	2	164	82.0	0	0	78	-	0	0	0	-
Career	1	2	164	82.0	0	0	78	-	0	0	0	-

Mike Muehr - Grea Falls, Va. (Bernards [N.J.])

Year	Total Tournaments	Total Rounds	Total Strokes	Stroke Average	Even Par Rounds	Under Par Rounds	Best 18	Best 54	Top 5	Top 10	Top 20	Best Finish
1990-91	9	24	1,808	75.3	1	4	70	218	0	0	2	T-19th
1991-92	11	31	2,286	73.7	2	4	68	216	0	2	5	T-7th
1992-93	14	38	2,813	74.0	3	6	68	209	1	4	5	1st
1993-94	10	29	2,148	74.1	2	5	69	216	3	5	5	2nd
Career	44	122	9,155	75.0	8	19	68	209	4	11	17	1st

Bryce Mueller - Durham, N.C. (Durham Academy)

Year	Total Tournaments	Total Rounds	Total Strokes	Stroke Average	Even Par Rounds	Under Par Rounds	Best 18	Best 54	Top 5	Top 10	Top 20	Best Finish
2004-05	5	14	1,056	75.4	2	0	71	221	0	0	0	T-26th
2005-06	6	16	1,215	75.9	0	0	71	224	0	0	1	13th
2006-07	2	5	376	75.2	1	0	71	229	0	1	0	T-9th
2007-08	1	3	221	73.7	1	0	72	221	0	0	0	T-47th
Career	14	38	2,868	75.05	4	0	71	221	0	1	1	T-9th

Skip Murphy - Kiawah Island, S.C. (Porter-Gaud School)

Year	Total Tournaments	Total Rounds	Total Strokes	Stroke Average	Even Par Rounds	Under Par Rounds	Best 18	Best 54	Top 5	Top 10	Top 20	Best Finish
2004-05	1	3	241	80.3	0	0	76	241	0	0	0	74th
2005-06	-	-	-	-	-	-	-	-	-	-	-	-
2006-07	1	2	148	74.0	0	0	74	0	0	0	1	T-12th
2007-08	1	3	219	73.0	1	0	72	219	0	0	0	T-28th
Career	3	8	608	75.8	1	0	72	219	0	0	1	T-12th



Peter O'Brien												
Year	Total Tournaments	Total Rounds	Total Strokes	Stroke Average	Even Par Rounds	Under Par Rounds	Best 18	Best 54	Top 5	Top 10	Top 20	Best Finish
1988-89	12	31	2,378	76.8	2	2	70	216	1	2	3	T-5th
1989-90	-	-	-	-	-	-	-	-	-	-	-	-
1990-91	1	3	236	78.7	0	0	76	236	0	0	0	76th
Career	13	34	2,614	76.9	2	2	70	216	1	2	3	T-5th

Joe Ogilvie - Lancaster, Ohio (Lancaster)												
Year	Total Tournaments	Total Rounds	Total Strokes	Stroke Average	Even Par Rounds	Under Par Rounds	Best 18	Best 54	Top 5	Top 10	Top 20	Best Finish
1992-93	5	10	785	78.3	0	0	73	231	0	0	0	34th
1993-94	11	32	2,406	75.2	1	4	69	217	1	3	5	T-4th
1994-95	13	38	2,804	73.8	8	6	68	213	1	5	7	T-2nd
1995-96	14	38	2,809	73.9	2	10	68	214	6	8	11	T-2nd
Career	43	118	8,804	74.6	11	20	68	213	8	16	23	T-2nd

Leif Olson - Golden, Colo. (St. Stephen’s Episcopal)												
Year	Total Tournaments	Total Rounds	Total Strokes	Stroke Average	Even Par Rounds	Under Par Rounds	Best 18	Best 54	Top 5	Top 10	Top 20	Best Finish
1999-00	12	34	2,519	74.1	4	8	68	214	1	2	5	T-5th
2000-01	14	40	2,931	73.3	3	11	67	210	1	3	6	2nd
2001-02	13	39	2,843	72.9	3	16	67	208	1	2	8	T-5th
2002-03	13	39	2,881	73.9	5	10	65	201	2	3	6	1st
Career	52	152	11,174	73.6	15	45	65	201	5	10	25	1st

David Patterson - Berwyn, Pa. (Dulaney (Md.))												
Year	Total Tournaments	Total Rounds	Total Strokes	Stroke Average	Even Par Rounds	Under Par Rounds	Best 18	Best 54	Top 5	Top 10	Top 20	Best Finish
1987-88	9	24	1,864	77.7	1	1	71	218	0	0	0	-
1988-89	5	12	922	76.8	0	0	73	220	0	1	1	9th
1989-90	13	40	3,055	76.4	2	2	70	221	0	0	0	23rd
1990-91	12	32	2,376	74.3	2	5	69	215	0	1	2	T-7th
Career	39	108	8,217	76.1	5	8	69	218	0	2	3	T-7th

Ley Pickens												
Year	Total Tournaments	Total Rounds	Total Strokes	Stroke Average	Even Par Rounds	Under Par Rounds	Best 18	Best 54	Top 5	Top 10	Top 20	Best Finish
1987-88	1	2	162	81.0	0	0	80	-	0	0	0	-
Career	1	2	162	81.0	0	0	80	-	0	0	0	-

Matthew Pierce - Newport Beach, Calif. (Capistrano Valley)												
Year	Total Tournaments	Total Rounds	Total Strokes	Stroke Average	Even Par Rounds	Under Par Rounds	Best 18	Best 54	Top 5	Top 10	Top 20	Best Finish
2007-08	11	31	2,266	73.1	2	6	65	212	1	1	2	T-5th
2008-09	7	19	1,398	73.6	1	8	67	210	1	2	5	2nd
2009-10	2	6	438	73.0	2	2	68	214	0	0	1	T-15th
Career	20	56	4,112	73.4	5	16	65	210	2	3	8	2nd

Chance Pipitone - Houston, Texas (Strake Jesuit)												
Year	Total Tournaments	Total Rounds	Total Strokes	Stroke Average	Even Par Rounds	Under Par Rounds	Best 18	Best 54	Top 5	Top 10	Top 20	Best Finish
2006-07 (Penn)	11	27	2,017	74.7	2	5	66	202	3	4	6	T-2nd
2007-08	5	12	901	75.1	1	3	69	224	2	3	3	T-3rd
Career	16	39	2,918	74.8	3	8	66	202	5	7	9	T-2nd

Michael Quagliano - Ardsley, N.Y. (Ardsley)												
Year	Total Tournaments	Total Rounds	Total Strokes	Stroke Average	Even Par Rounds	Under Par Rounds	Best 18	Best 54	Top 5	Top 10	Top 20	Best Finish
2004-05	12	36	2,703	75.1	2	5	69	210	1	2	3	T-2nd
2005-06	9	27	2,042	75.6	2	0	72	221	0	0	0	T-30th
2006-07	7	22	1,628	74.0	5	2	71	216	0	0	1	13th
2007-08	1	3	222	74.0	0	1	71	222	0	0	0	T-28th
2008-09	12	33	2,488	75.4	3	5	65	217	0	0	5	T-13th
Career	41	121	9,083	74.8	12	13	65	210	1	2	9	T-2nd

John Reynolds												
Year	Total Tournaments	Total Rounds	Total Strokes	Stroke Average	Even Par Rounds	Under Par Rounds	Best 18	Best 54	Top 5	Top 10	Top 20	Best Finish
1987-88	12	32	2,458	76.8	2	2	70	216	0	0	2	T-11th
1988-89	11	28	2,107	75.3	2	4	69	221	1	1	4	2nd
Career	23	60	4,565	76.1	4	6	69	216	1	1	6	2nd

Wes Roach - Knoxville, Tenn. (The Webb School of Knoxville)												
Year	Total Tournaments	Total Rounds	Total Strokes	Stroke Average	Even Par Rounds	Under Par Rounds	Best 18	Best 54	Top 5	Top 10	Top 20	Best Finish
2007-08	10	28	2,070	73.9	3	6	68	211	0	1	2	T-8th
2008-09	13	36	2,689	74.7	1	5	69	213	1	2	2	T-5th
2009-10	11	33	2,400	72.7	5	8	67	211	0	1	5	T-6th
2010-11	11	33	2,415	73.2	4	8	69	210	0	1	7	6th
Career	45	130	9,574	73.6	13	27	67	210	1	5	16	T-5th

John Sauter												
Year	Total Tournaments	Total Rounds	Total Strokes	Stroke Average	Even Par Rounds	Under Par Rounds	Best 18	Best 54	Top 5	Top 10	Top 20	Best Finish
1987-88	4	10	792	79.2	0	0	74	0	0	0	0	-
Career	4	10	792	79.2	0	0	74	0	0	0	0	-

Michael Schacher - Libertyville, Ill. (Libertyville)												
Year	Total Tournaments	Total Rounds	Total Strokes	Stroke Average	Even Par Rounds	Under Par Rounds	Best 18	Best 54	Top 5	Top 10	Top 20	Best Finish
2004-05	11	33	2,452	74.3	3	9	63	204	2	2	3	T-2nd
2005-06	9	28	2,138	76.4	0	5	68	217	0	0	0	T-23rd
2006-07	12	37	2,686	72.6	3	9	60	212	2	2	5	T-3rd
2007-08	12	34	2,434	71.6	4	17	66	203	4	5	7	T-1st
Career	44	132	9,710	73.6	10	40	60	203	8	9	15	T-1st

Chris Schmid - Durham, N.C. (Riverside)												
Year	Total Tournaments	Total Rounds	Total Strokes	Stroke Average	Even Par Rounds	Under Par Rounds	Best 18	Best 54	Top 5	Top 10	Top 20	Best Finish
1994-95	6	17	1,349	79.3	0	0	74	235	0	0	0	43rd
1995-96	11	32	2,447	76.5	2	2	70	220	1	1	2	T-3rd
1996-97	14	40	3,027	75.7	1	3	69	218	0	0	2	T-17th
1997-98	11	32	2,400	75.0	2	3	70	217	0	0	4	T-11th
Career	42	121	9,223	76.2	5	8	69	217	1	1	8	T-3rd

Eric Schultz - Raleigh, N.C. (Ravenscroft Academy)												
Year	Total Tournaments	Total Rounds	Total Strokes	Stroke Average	Even Par Rounds	Under Par Rounds	Best 18	Best 54	Top 5	Top 10	Top 20	Best Finish
2006-07	1	2	155	77.5	0	0	76	-	0	0	0	T-40th
2007-08	1	3	219	73.0	0	1	70	219	0	0	0	T-28th
Career	2	5	374	75.3	0	1	70	219	0	0	0	T-28th

Raeligh Shoemaker - Charlotte, N.C. (West Charlotte)												
Year	Total Tournaments	Total Rounds	Total Strokes	Stroke Average	Even Par Rounds	Under Par Rounds	Best 18	Best 54	Top 5	Top 10	Top 20	Best Finish
1992-93	1	2	154	77.0	0	0	76	-	0	0	0	T-54th
1993-94	3	9	709	78.8	0	0	73	224	0	0	1	T-12th
1994-95	9	26	2,017	77.6	1	0	72	223	0	0	0	T-28th
Career	13	37	2,880	77.8	1	0	72	223	0	0	1	T-12th

Daan Slooter												
Year	Total Tournaments	Total Rounds	Total Strokes	Stroke Average	Even Par Rounds	Under Par Rounds	Best 18	Best 54	Top 5	Top 10	Top 20	Best Finish
1987-88	2	4	315	78.2	0	0	77	-	0	0	0	-
Career	2	4	315	78.2	0	0	77	-	0	0	0	-

Nathan Smith - Santa Cruz, Calif. (Robert Louis Stevenson)												
Year	Total Tournaments	Total Rounds	Total Strokes	Stroke Average	Even Par Rounds	Under Par Rounds	Best 18	Best 54	Top 5	Top 10	Top 20	Best Finish
2002-03	6	21	1,593	75.9	1	2	70	219	0	0	0	T-25th
2003-04	12	36	2,599	72.2	5	16	65	207	4	6	10	T-1st
2004-05	13	39	2,834	72.7	5	14	66	209	4	6	8	T-2nd
2005-06	8	24	1,821	75.9	3	5	70	215	0	0	1	T-14th
Career	39	120	8,847	74.2	14	37	65	207	8	12	19	T-1st

Paul Soloman - Los Angeles, Calif. (Beverly Hills/UCLA)												
Year	Total Tournaments	Total Rounds	Total Strokes	Stroke Average	Even Par Rounds	Under Par Rounds	Best 18	Best 54	Top 5	Top 10	Top 20	Best Finish
1991-92	2	5	413	82.6	0	0	78	242	0	0	0	T-105th
1992-93	2	6	470	78.3	0	0	73	230	0	0	0	-
Career	4	11	883	80.3	0	0	73	230	0	0	0	T-105th

2011-12 DUKE MEN’S GOLF

MEDIA GUIDE

Kevin Streelman - Wheaton, Ill. (Wheaton Warrenville South)

	Total	Total	Total	Stroke	Even	Under	Best	Best	Top	Top	Top	Best
Year	Tournaments	Rounds	Strokes	Average	Par Rounds	Par Rounds	18	54	5	10	20	Finish
1997-98	6	17	1,294	76.1	0	1	70	221	0	0	0	T-27th
1998-99	4	10	770	77.0	0	1	69	218	0	0	0	T-32nd
1999-00	12	34	2,517	74.0	3	4	70	215	0	0	2	T-20th
2000-01	13	38	2,788	73.4	3	11	67	208	1	2	5	1st
Career	35	99	7,369	74.4	6	17	67	208	1	2	7	1st

Paul Tucker - Pageland, S.C. (Central)

	Total	Total	Total	Stroke	Even	Under	Best	Best	Top	Top	Top	Best
Year	Tournaments	Rounds	Strokes	Average	Par Rounds	Par Rounds	18	54	5	10	20	Finish
1997-98	8	22	1,648	74.9	3	2	69	213	0	2	3	T-9th
1998-99	11	32	2,417	75.5	1	2	69	217	0	0	1	T-17th
1999-00	12	34	2,538	74.6	3	3	69	215	1	1	3	T-3rd
2000-01	13	38	2,830	74.5	4	3	70	218	0	0	3	T-13th
Career	43	126	9,433	74.9	11	10	69	213	1	3	10	T-3rd

Noel Volpe - New York, N.Y. (Hotchkiss School)

	Total	Total	Total	Stroke	Even	Under	Best	Best	Top	Top	Top	Best
Year	Tournaments	Rounds	Strokes	Average	Par Rounds	Par Rounds	18	54	5	10	20	Finish
1991-92	1	2	162	81.0	0	0	79	-	0	0	0	T-98th
Career	1	2	162	81.0	0	0	79	-	0	0	0	T-98th

Steve Welsh

	Total	Total	Total	Stroke	Even	Under	Best	Best	Top	Top	Top	Best
Year	Tournaments	Rounds	Strokes	Average	Par Rounds	Par Rounds	18	54	5	10	20	Finish
1987-88	5	14	1,107	79.1	0	0	74	227	0	0	0	-
1988-89	7	19	1,465	77.1	0	0	73	226	0	0	1	T-18th
Career	12	33	2,572	77.9	0	0	73	226	0	0	1	T-18th

Jason Widener - Greensboro, N.C. (Northwestern Guilford)

	Total	Total	Total	Stroke	Even	Under	Best	Best	Top	Top	Top	Best
Year	Tournaments	Rounds	Strokes	Average	Par Rounds	Par Rounds	18	54	5	10	20	Finish
1989-90	13	40	2,924	73.1	2	9	66	210	4	7	10	1st
1990-91	13	35	2,584	73.8	2	8	68	215	3	5	6	T-4th
1991-92	10	29	2,153	74.2	3	4	69	217	2	2	6	4th
1992-93	13	36	2,654	73.7	4	8	66	211	3	4	5	2nd
Career	49	140	10,315	73.7	11	29	66	210	12	18	27	1st

Ryan Willingham - Raleigh, N.C. (Enloe)

	Total	Total	Total	Stroke	Even	Under	Best	Best	Top	Top	Top	Best
Year	Tournaments	Rounds	Strokes	Average	Par Rounds	Par Rounds	18	54	5	10	20	Finish
2000-01	2	4	326	81.5	0	0	78	-	0	0	1	T-16th
2001-02	3	6	462	77.0	0	0	73	-	1	1	2	T-5th
Career	5	10	788	78.8	0	0	73	-	1	1	3	T-5th

Alex Wilson - Miami, Fla. (Gulliver Prep)

	Total	Total	Total	Stroke	Even	Under	Best	Best	Top	Top	Top	Best
Year	Tournaments	Rounds	Strokes	Average	Par Rounds	Par Rounds	18	54	5	10	20	Finish
2002-03	8	24	1,797	74.9	0	4	68	214	0	0	0	T-23rd
2003-04	8	24	1,787	74.5	6	2	68	210	1	1	1	T-3rd
2004-05	3	9	701	77.8	0	0	75	231	0	0	0	T-55th
2005-06	4	11	813	73.9	1	1	71	219	0	0	1	T-19th
Career	23	68	5,098	75.3	7	7	68	210	1	1	2	T-3rd

Statistics incomplete prior to the 1987-88 season

MEDIA GUIDE

A

John Abernethy	1962-63
Frank Aiken III	1946
Charles Alexander	1940-41
Stewart Alexander	1938-40
Todd Anderson	1982-85
Spencer Anderson	2009-11

B

Al Bain	1979
Robert Barrett	1971-74
Richard Bassett	1962-63
Thomas Baxter	1964
Rob Beasley	2002-04
Williard Beeson	1956-57
George Benson	1967
John Benson	1957-59
Guy Berner	1939-40
Erik Bertrand	1995-97
Frank Beuccqua	1928
John Birmingham	1959-61
Alan Birney	1991-93
William Black	1983, 85-86
Brent Blackwelder	1964
Ryan Blaum	2003-06
Charles Bolling	1977-79, 1981
Dennis Bolster	1953-55
Daniel Brawley	1994-96
James Breed, Jr.	1960
James Brewer	1949
Robert Brownell	1939, 1941
Benjamin Brundred	1972
James Bruyette	1977
Paul Bryan	1977, 1979, 1981
W.P. Budd, Jr.	1934
Jason Buha	1994-97
Sam Buie	1930
Mark Burden	1976-77, 1979

C

Christopher Cain	1988-91
June Caldwell	1931-33
Jim Cangiano	1995
Robert Caprera	1973-76
Henry Cashin, III	1969-70
Mike Castleforte	2002-04
Bobby Castor	2002, 2004
John Cawley, Jr.	1964
Frank Chapman	1942
Robert Chapman	1956
Mark Chatelain	1998-99
Mike Christensen	1997-2000
Brad Clark	2002-03
Henry Clark	1951-53
Austin Cody	2011
T.J. Cooper	1997-98
Thomas Cosgrove	1963
Darrell Crall	1987-89
John Cree	1937-39
Aaron Crewse	1991-94
John Cullenn, III	1960-61

D

Thomas Danluck	1964-66
Leslie Davies	1961
Bruce Davis	1946-47
Kenneth Davis	1950
Chris Dauk	1995
Edward DeBaufre	1959
Donald Detweiler	1972
William Deupree	1936-38
Jack DeWitt, Jr.	1941-42
James Dickey	2004, 2007
George Dillon, Jr.	1968-70
Richard Dion	1960-62
Wiliam Doig	1946
Jim Donnelly	2000
John Doser	1960-61

E

Jeff Edelman	2007-08
John Eisinger	1952-54
Kyle Elfers	1997-99
Harry Esbenshade, III	1975
Fredrick Ewald	1964-66

F

Martin Falk	1967
Robert Fields	1973
Michael Forgash	1977-79
Richard Foster	1951
Robert Franklin	1962
David French	2003-04
John French	1968
David Friedman	1953

G

Frank Garrett	1942, 1947
Thomas Garrett	1965
Andrew Giuliani	2007
Charles Glaglu	1936-37
Bailey Glenn	1947-50
Aurthur Goat	1939
Jeff Goettman	1978-80, 1982
Robert Goldman	1968
William Goldthorp	1942
Tim Gornik	2010-11
Jake Grodzinsky	2004-07
Russell Guy	1976

H

Bob Hackett	1954-55
Thomas Hackett	1964-66
Jefferey Hall	1973-74
Frank Hanes	1949-50
Herold Hansen-Pruss	1953-55
Paul Hardin	1951
Justin Hare	2007-08
Bill Hay	1931
E.C. Hester	1928
Dan Hill, III	1964-66
Todd Hill	1996
Paul Hindsley	1978-81
William Hinkle	1957-58
Thorny Hoelle	1969, 1971
Robert Hoff	1975
Richard Hood	1953-54
Frank Hooker, Jr.	1952
Dan Horton, Jr.	1929
Seth Huffstetler	1999
Tom Hurley	1990-93

I

Rod Ingold	1968-69
David Ingram	1982-85

J

W.H. Jennings	1928-30
Bradley Jones	1990
Walter Justin	1935

K

John Karcher	1987-90
Leonard Kellerman	1979-81
Bruce Kennerson	1988-91
Keith Kepley	1985-87
Lenoir Kessler, Jr.	1973-76
Brian Kim	2007-08
Arthur King	1956-57
Clark Klaasen	2006-09
Justin Klein	1993, 1994, 1996
Matt Krauss	1999-2002

L

Brandon LaCroix	2001-02
James Lambeth, Jr.	1936
John Lanning, Jr.	1957

Tom Lape	1983-86
Tom Lefebvre	2003-05
Emmit Lewis	1963-64
David Lind	1969-71
Robert Lindinger	1959
Adam Long	2007-10
Michael Lopuszynski	1984-87
David Love	1991-94
Douglas Luce	1984-87
Geroge Lyles	1940
Joseph Lynch	1980

M

William Mallon	1970-73
Buddy Martin	1980, 1982
John Martin	1963
Robert Martin	1967, 1969
Howard Mason	1938
Jon Massey	1988
Yaroslav Merkulov	2011
Fred McCanless	1932
Theodore McKenzie	1959-61
Louis McLennan	1948-51
James McNair	1947-48
Gary Meyer	1977
John Morris	1937
David Millar	1966
Garfield Miller	1937-39
Tim Mittlehauser	1980-81
Mike Muehr	1991-94
Bryce Mueller	2005-08
Skip Murphy	2007-08
Timothy Murray	1972

N

Gordon Nazor	1947
Chris Newman	1977-80
Gregory Nizich	1980
DeWitt Nunn	1942

O

Peter O'Brien	1989
William O'Donnell, III	1965-67
Leif Olson	2000-03
Joe Ogilvie	1994-96
Jerry Owens	1978

P

Brinson Paolini	2010-11
David Patterson	1988-91
Hugh Patterson	1957-58
Roger Peacock	1932-33
Cliff Perry	1934-36
Cliff Perry, Jr.	1964-65
Tom Perry	1938, 1940
Glenn Phillips	1964-65
J.W. Pickens III	1988
Matthew Pierce	2008-09
T.D. Pimper	1935
Chance Pipitone	2008
Henry Poe	1936
Grover Poole	1941-42
James Pollock	1950-52
Pete Poor	1953-54
Steve Potter	1976, 1978
Joe Powell	1934-35
Harlan Prater IV	1984

Q

Michael Quaglano	2005-09
------------------	---------

R

Wilson Rander	1929-31
William Rankin	1946
Tony Reed	1949-50
Douglas Reintgen	1974-75
John Reynolds	1987-89
Richard Riddle	1983-84

2011-12 DUKE MEN’S GOLF

Richard Risley	1956-57
Wes Roach	2008-11
John Rodney	1974-76
Arthur Rouse, Jr.	1937
Robert Ruffini	1955-56
Henry Russal	1939-40
Charles Ryan	1974
John Ryan, Jr.	1981-82

S

John Saalfeld	1962-63
Michael Schachner	2005-08
Dennis Satyshur	1971-72
John Sauter	1988
Chris Schmid	1995-98
Eric Schultz	2007-08
Richard Semple, III	1968-70
Raleigh Shoemaker	1994, 1995
Dick Siderowf	1957-59
George Smith, Jr.	1961-62
Lucius Smith	1946
Nathan Smith	2003-06
Paul Solomon	1993
Michael Souchak	1948, 1950-52
Paul Spadafora	1977
John Sronce III	1960, 1962
Robert Stanger, Jr.	1979-81
Brian Stefanowicz	1985-86
Earl Stokes	1932
Bayard Storm	1933-35
Jack Stratton	1948-50
Kevin Streelman	1998, 2000-01
Roy Strickland	1968
Robert Stuart	1968
Jake Sullivan	1933-34
Adam Sumrall	2010-11
Julian Suri	2010-11

T

J.C. Taggart	1930
Chuck Taylor	1981-85
Joe Taylor	1939
Scott Teller	1976-77
George Thomas	1958
Terry Thomas	1955-56
Clinton Toms	1955, 1958
George Toms	1951-52
Paul Tucker	1998-2001
Lynn Tuttle	1963

V

Bruce Vor Broker	1974
------------------	------

W

Art Wall	1947-49
Fletcher Wall	1947-48
Gregory Wall	1970-71
Henry Walters, Jr.	1969-72
Stephen Welsh	1988-90
Kenneth Whalley	1982-83
Doug Whitaker	1978-80
Thomas White	1975
Jason Widener	1990-93
Dave Wikel	1973
Ryan Willingham	2003
Alex Wilson	2003-04, 2006
Carl Wolter	1964
Ray Womack	1973-75
John Wylie	1966-68



2011-12 DUKE MEN’S GOLF

<b>Ryder Cup Participants</b>	
Skip Alexander	1949
	1951
Art Wall	1957
	1959
	1961
Mike Souchak	1959
	1961


<b>Walker Cup Participants</b>	
Dick Siderowf	1969
	1973
	1975
	1977

<b>Walker Cup Captain</b>	
Dick Siderowf	1979

<b>Palmer Cup Participants</b>	
Rod Myers (coach)	1998
Ryan Blaum	2005
	2006

<b>Palmer Cup Captain</b>	
Ryan Blaum	2006

<b>Major Amateur wins</b>	
Skip Alexander	1941 North/South Amateur
Dick Siderowf	1973 British Amateur
	1976 British Amateur
Jason Widener	1988 U.S. Junior Amateur




**The Walker Cup**  
**Dick Siderowf** played for the United States in four Walker Cup teams in 1969, 1973, 1975 and 1977. He also captained the U.S. to victory in his fifth and final Walker Cup at Muirfield in 1979.

Siderowf helped the U.S. team to a 10 to 8 win at the Milwaukee Country Club in 1969. He led the team to a 14 to 10 win in 1973 at The Country Club and a 15 1/2 to 8 1/2 win at the Old Course at St. Andrews in 1975. Siderowf and the U.S. team posted a dominating 16 to 8 win at Shinnecock Hills Golf Club in 1977. He finished off his Walker Cup career in 1979 as the team captain. Siderowf was a part of five winning Walker Cup teams.

Siderowf played in eight Masters and four U.S. Opens, earning low amateur in the 1968 U.S. Open at Oak Hill. He also won the British Amateur title in 1973 at Royal Porthcawl and in 1976 at St. Andrews. Siderowf won one Canadian Open crown and played in the World Cup in 1968 and 1976.

MEDIA GUIDE



**The Ryder Cup**  
Three former Blue Devils (**Skip Alexander**, **Art Wall** and **Mike Souchak**) played in a combined seven Ryder Cups. Alexander played in the 1949 Ryder Cup dropping his foursome match at the event as the U.S. retained the Cup with a 7-5 victory at Ganton Golf Club in Scarborough, England.

After finishing third on the 1950 Tour money list and poised for greatness on the PGA Tour, Alexander was involved in a horrific airplane crash in which he was the only survivor while flying from a tournament in Chicago back to Durham on September 24, 1950. Besides being severely burned over most of his body, his left hand was so badly damaged that he would have minimal use of it. He requested that doctors shape his left hand into a permanent golf grip position so he could resume playing golf.

Following 17 major surgeries and less than a year after the crash, Alexander was named to his second U.S. Ryder Cup team in 1951. Unsure whether he could handle walking the 36-hole singles match on day two of the Cup, Alexander played through his pain and bleeding hands to down British Vardon Trophy winner John Patton, 8 and 7. The lopsided victory assisted the U.S. in retaining the Cup, 9 1/2 to 5 1/2 at Pinehurst #2.

Wall was a member of U.S. Ryder Cup Teams in 1957, 1959 and 1961. He posted a 4-2 record in Ryder Cup play helping the U.S. earn the Cup in 1959 at Eldorado Country Club in Palm Desert, California and again in 1961 at Royal Lytham & St. Annes in England.


Souchak was also a member of U.S. Ryder Cup teams in 1959 and 1961, teaming with Wall, to guide the U.S. to Ryder Cup victories both years. Souchak posted a 5-1 record, including a 3-0 mark in singles matches, in Ryder Cup play.

Former Duke golfer **Dennis Satyshur** had the honor of being hand-picked by Tom Kite for the role of assistant captain for the U.S. for the 1997 Ryder Cup at Valderrama Golf Club in Sotogrande Spain.

**The Palmer Cup**  
Two former Blue Devils (**Rod Myers** and **Ryan Blaum**) have been a part of the Palmer Cup, an annual eight man team golf competition between American college golfers and European college/university golfers. The teams are selected on the basis of nationality, not according to the location of the players' universities, and many of the European players attend American universities as sports scholarships have never been a feature of the university system in Europe.

Myers, Duke's longtime head coach who passed away on March 30, 2007, served as coach of the 1998 U.S. Palmer Cup team. Myers led the team to a 12-12 tie at St. Andrew's in Scotland.

Blaum led the Americans to a 14-10



Palmer Cup victory in 2005 at the Irish Course Black at Whistling Straits in Kohler, Wisc. He carded five birdies en route to a 3 and 2 win over Rhys Davies, Europe's top player, in singles play on the second day to clinch the cup for the U.S. Blaum posted three victories in four matches for the Americans.

In 2006, Blaum served as team captain, while playing in the competition for the second straight year. The European team prevailed, 19 1/2 to 4 1/2, at the Prestwick Golf Club, birthplace of the British Open, in Scotland. Blaum posted a 4 and 2 win in singles play, one of the lone victories for the U.S. team during the competition.

MEDIA GUIDE

<b>Years on Tour</b>	
<b>PGA Tour</b>	
Skip Alexander	1946-50
Mike Souchak	1952-66
Art Wall	1949-1976
Bill Mallon	1975-79
Charlie Bolling	1985-88
Joe Ogilvie	1999-2002, 2004-p
Mike Muehr	2001-02
Jason Buha	2000, 2003
Kevin Streelman	2008-p
Leif Olson	2009
Nathan Smith	2011-p

<b>Nationwide Tour</b>	
Mike Souchak	1980-90
Charlie Bolling	1990
Mike Muehr	1997-2000, 2003
Joe Ogilvie	1997-98, 2002-03
Jason Buha	2001-02, 2004-06
Leif Olson	2010-p

<b>Champions Tour</b>	
Mike Souchak	1981-90
Art Wall	1980-96

<b>Hooters Tour</b>	
Jason Buha	1999
Kevin Streelman	2002-04
Nathan Smith	2007-08
Ryan Blaum	2007-08

<b>European Tour</b>	
Jason Widener (PGA)	1996
Nathan Smith (Challenge)	2009-10
Ryan Blaum (Challenge)	2010-p

PGA Tour Highlights

\*\*\* **Art Wall** won fourteen titles on the PGA Tour, including four in 1959. That year he was chosen as the PGA Player of the Year, and he also won the money title and Vardon Trophy for lowest scoring average.

\*\*\* Wall's most notable achievement was his victory in 1959 at the Masters Tournament. In the final round, he birdied five of his last six holes to shoot a 66 and overtake 12 players including Cary Middlecoff and defending champion Arnold Palmer.

\*\*\* **Art Wall** is also notable for an unbelievable 45 holes in one in his playing career.

\*\*\* **Mike Souchak** finished in the top 10 eleven times at major championships, including third place finishes at the 1959 and 1960 U.S. Opens.

\*\*\* In his first win at the 1955 Texas Open, **Mike Souchak** set and tied several records. In the first round, he tied the Tour's 18-hole record with a 60. This record was finally broken in 1977 by Al Geiberger's 59. This first round also included a record-breaking 27 on the back nine holes, a record that was tied by Andy North in 1975, Billy Mayfair in 2001 and Robert Gamez in 2004, and broken by Corey Pavin in 2006. He then finished with a 72-hole record of 257 (27 under par). This record stood until 2001 when Mark Calcavecchia shot 256 at the Phoenix Open.

\*\*\* **Leif Olson** aced the 132-yard 15th hole in the second round of the 2009 RBC Canadian Open. His shot with a 9-iron hit playing partner Kris Blanks' ball on the green and caromed into the hole. One of four aces on that hole in the second round at Glen Abbey GC and one of eight during the week. The four players making an ace on No. 15 won a new Z-4 from BMW.

2011-12 DUKE MEN’S GOLF

<b>PGA Tour Wins</b>	
<b>Mike Souchak (15)</b>	
1955	Texas Open, Houston Open
1956	Agua Caliente Open, Azalea Open
	Colonial National Invitation, St. Paul Open
1958	St. Paul Open
1959	Tournament of Champions
	Western Open, Motor City Open
1960	San Diego Open, Buick Open
1961	Greater Greensboro Open
1964	Houston Classic, Memphis Open Invitational

<b>Art Wall (14)</b>	
1953	Fort Wayne Open
1954	Tournament of Champions
1956	Fort Wayne Open
1957	Pensacola Open
1958	Rubber City Open, Eastern Open
1959	Bing Crosby National Pro-Am, Azalea Open
	<b>The Masters</b> , Buick Open
	Canadian Open
1960	San Diego Open
1964	Insurance City Open
1966	Greater Milwaukee Open
1975	

<b>Skip Alexander (3)</b>	
1948	Tucson Open, National Capital Open
1950	Empire State Open

<b>Joe Ogilvie (1)</b>	
2007	U.S. Bank Championship

<b>Senior Tour Wins</b>	
<b>Art Wall (2)</b>	
1980	Liberty Mutual Legends of Golf (with Tommy Bolt)
1996	Liberty Mutual Legends of Golf (with Doug Ford)

<b>PGA Tour Honors</b>	
Skip Alexander	1960 Ben Hogan Trophy
Kevin Streelman	2009 Kodak Challenge Winner
Art Wall	1959 PGA Player of the Year
	1959 Vardon Trophy (low average)

<b>Nationwide Tour Wins</b>	
<b>Joe Ogilvie (4)</b>	
1998	NIKE Monterrey Open, NIKE Greensboro Open
2003	Jacob's Creek Open, The Reese's Cup Classic

<b>Jason Buha (1)</b>	
2002	Dayton Open

<b>Nathan Smith (1)</b>	
2010	WNB Golf Classic

<b>Hooters Tour Wins</b>	
<b>Adam Long (1)</b>	
2011	Woodcreek Classic

<b>Ryan Blaum (3)</b>	
2007	Charleston Miracle League Open
2008	Michelob Ultra Classic
2011	Kandy Waters Memorial Classic

<b>Nathan Smith (1)</b>	
2007	Capital Chevrolet Classic

<b>Kevin Streelman (1)</b>	
2004	Opelicka Classic

<b>Jason Buha (1)</b>	
1999	