

Duke Men's Basketball

2009-10 Game Notes

Game 32

1-Seed **Duke (26-5, 13-3 ACC)** vs. 8-Seed **Boston College** / 9-Seed **Virginia** winner

Friday, March 12, 2010 • 12:00 p.m. • Raycom / ESPN

Greensboro Coliseum (23,500) • Greensboro, N.C.

2009-10 Schedule

N. 13 [9/-] UNC GREENSBORO (FSS) W, 96-62

NIT Season Tip-Off

(Cameron Indoor Stadium - Durham, N.C.)

N. 16 [9/-] COASTAL CAROLINA (ESPNU) W, 74-49

N. 17 [9/-] CHARLOTTE (ESPN) W, 101-59

N. 21 [9/-] RADFORD (GoDuke.com) W, 104-67

NIT Season Tip-Off

(Madison Square Garden - New York, N.Y.)

N. 25 [7/-] vs. Arizona State (espn2) W, 64-53

N. 27 [7/13] vs. Connecticut (ESPN) W, 68-59

ACC/Big Ten Challenge

D. 2 [6/-] at Wisconsin (ESPN) L, 73-69

D. 5 [6/-] **ST. JOHN'S** (espn2) W, 80-71

D. 15 [7/-] **GARDNER-WEBB** (espn2) W, 113-68

D. 19 [7/15] vs. Gonzaga + (CBS) W, 76-41

D. 29 [7/-] **LONG BEACH STATE** (FSS) W, 84-63

D. 31 [7/-] **PENNSYLVANIA** (espn2) W, 114-55

J. 3 [7/21] **CLEMSON** * (FSN) W, 74-53

J. 6 [5/-] vs. Iowa State > (espn2) W, 86-65

J. 9 [5/20] at Georgia Tech * (ESPN) L, 71-67

J. 13 [8/-] **BOSTON COLLEGE** * (ESPN) W, 79-59

J. 17 [8/-] **WAKE FOREST** * (FSN) W, 90-70

J. 20 [7/-] at N.C. State * (Raycom) L, 88-74

J. 23 [7/17] at Clemson * (ESPN) W, 60-47

J. 27 [8/-] **FLORIDA STATE** * (ESPN) W, 70-56

J. 30 [8/7] at Georgetown (CBS) L, 89-77

F. 4 [10/21] **GEORGIA TECH** * (espn2) W, 86-67

F. 6 [10/-] at Boston College * (ESPN) W, 66-63

F. 10 [8/-] at North Carolina * (Ray/ESPN) W, 64-54

F. 13 [8/-] **MARYLAND** * (CBS) W, 77-56

F. 17 [6/-] at Miami * (ESPN) W, 81-74

F. 21 [6/-] **VIRGINIA TECH** * (FSN) W, 67-55

F. 25 [5/-] **TULSA** (espn2) W, 70-52

F. 28 [5/-] at Virginia * (FSN) W, 67-49

M. 3 [4/22] at Maryland * (ESPN) L, 79-72

M. 6 [4/-] **NORTH CAROLINA** * (ESPN) W, 82-50

ACC Tournament

(Greensboro, N.C. - Greensboro, N.C.)

M. 12 [4/-] vs. BC / Virginia winner 12:00 p.m.

Home games in **BOLDFACE CAPS**

* - indicates Atlantic Coast Conference game

[] - denotes Duke/opponent AP ranking at time of game

+ - Madison Square Garden - New York, N.Y.

> - United Center - Chicago, Ill.

All game times are Eastern Time zone

The Opening Tip

Duke (26-5, 13-3 ACC) faces the winner of Thursday's game between Boston College and Virginia in the quarterfinals of the ACC Tournament at the Greensboro Coliseum on Friday, March 12, at 12:00 p.m.

The Blue Devils enter the ACC Tournament ranked fourth in the AP and ESPN/USA Today Coaches polls.

The game will air locally on Raycom with **Tim Brandt** and **Dan Bonner** on the call. **Dan Shulman**, **Len Elmore** and **Erin Andrews** will call the action for ESPN's national broadcast.

The Last Time Out

Duke is coming off a 32-point win over North Carolina on Saturday, March 6. **Kyle Singler** (25), **Jon Scheyer** (20) and **Nolan Smith** (20) each scored over 20 points in the contest, marking the first time since the 2001-02 season that a Blue Devil trio to accomplish that feat.

The Blue Devils jumped out to a 53-26 halftime lead and cruised to an 82-50 win for Duke's second-largest margin of victory in the series.

Scheyer and Smith combined for 40 points, nine rebounds, 12 assists and zero turnovers in the victory. Senior **Brian Zoubek** finished 4-of-4 from the floor for eight points to go along with a game-high 13 rebounds. The Blue Devils also shot a season-best 95.7 percent (22-of-23) from the foul line in the win over North Carolina.

Duke as the No. 1 Seed in the ACC Tournament

Duke is the No. 1 seed in the ACC Tournament for the 17th time in school history. The Blue Devils are 34-8 all-time as the top seed, winning championships in 1963, 1964, 1966, 1986, 1992, 1999, 2000 and 2006. Duke has won 14 of its last 15 games as the top seed in the tournament.

Duke Blue Devil Averages

No.	Name (Ht., Wt., Yr.)	Pos.	PPG	RPG	APG	Notables
2	■ Nolan Smith (6-2, 185, Jr.)	G	17.6	2.8	3.0	2 pts shy of 1,000 career pts
5	Mason Plumlee (6-10, 230, Fr.)	F	4.2	3.2	1.0	second on the team with 21 dunks
12	■ Kyle Singler (6-8, 230, Jr.)	F	17.2	6.8	2.3	20+ points in 4 of last 6 games
20	Andre Dawkins (6-4, 190, Fr.)	G	5.3	1.3	0.4	fourth on the team with 33 3pt fgs
21	Miles Plumlee (6-10, 240, So.)	F	5.6	5.2	0.4	shooting 57.5 pct from the field
30	■ Jon Scheyer (6-5, 190, Sr.)	G	18.9	3.5	5.2	9 straight games with 3 or more 3pts
34	Ryan Kelly (6-10, 220, Fr.)	F	1.3	1.2	0.4	14 blocked shots
41	Jordan Davidson (6-1, 180, Gr.)	G	0.4	0.3	0.2	has played in 16 games
42	■ Lance Thomas (6-8, 225, Sr.)	F	5.1	4.9	0.9	ACC All-Defensive team member
51	Steve Johnson (6-5, 210, Jr.)	F	0.4	0.2	0.0	scored 2 pts against Virginia
52	Todd Zafirovski (6-8, 240, Fr.)	F	-	-	-	joined the team prior to the Penn game
53	Casey Peters (6-4, 185, Jr.)	G	0.0	0.1	0.0	has played in 7 games
55	■ Brian Zoubek (7-1, 260, Sr.)	C	5.4	7.3	0.9	10+ rebs in 5 of last 7 games

■ - indicates probable starter

Media Information

Media Contacts

Matt Plizga, Associate Director
 Email: plizga@duaa.duke.edu
 Office: 919-668-1712
 Cell: 919-812-0882

Ben Blevins, Assistant Director
 Email: bblevins@duaa.duke.edu
 Office: 919-668-4393
 Cell: 919-812-7146

Blue Devil ISP Sports Network

A state-wide radio audience follows all the action of Duke men's basketball on the Blue Devil ISP Sports Network. The network provides in-depth pregame coverage, live play-by-play of all the action and the post-game press conferences straight from the locker room to 25 stations via satellite each game. The broadcast also features a one-hour pregame show.

Bob Harris, Play-by-Play
 John Roth, Color Commentary
 John Rose, Engineer

Inside Basketball With Duke's Coach K

The popular weekly television show "Inside Basketball with Duke's Coach K" is back for another successful season. The 30-minute, action-packed program features head coach Mike Krzyzewski and his expert analysis of ACC and national basketball issues. The show airs locally on WTVD-TV Sundays at noon and in the southeast on FSN South Saturdays at 9:30 a.m.

Coach K On SIRIUS XM Satellite Radio

Mike Krzyzewski also hosts his own SIRIUS XM Satellite Radio program. "Basketball and Beyond with Coach K" offers a mix of topical issues, such as the state of college basketball, interviews with special guests, including business leaders, entertainers, and athletes, and Krzyzewski's personal perspective on principles for life on and off the court. Coach K and his co-host, sportscaster Dave Sims, can be heard on the hour-long program nationwide on Tuesdays at 7:00 p.m. on XM 144 and Sirius 123. Encore presentations are Tuesdays at 10 p.m., Wednesdays at 11 p.m. and Thursdays at 11 p.m. on the same two channels.

Duke Basketball Radio Show

The Duke Basketball Radio Show with associate head coaches Chris Collins and Steve Wojciechowski debuts on Monday, Jan. 4 and will run for 13 weeks on WDNC 620 The Buzz.

ACC Weekly Teleconference

Beginning on Jan. 4, 2009, Mike Krzyzewski is available each Monday at 10:50 a.m. on the ACC men's basketball coaches' teleconference. Please call Matt Plizga at (919) 668-1712 or Brian Morrison of the ACC at (336) 851-6062 for the number.

GoDuke.com

For unparalleled coverage of the entire intercollegiate athletics department at Duke, access the World Wide Web at GoDuke.com. The official site of Duke athletics features the latest technological advances, plus in-depth coverage of Duke players, coaches and staff. Duke fans will also get the latest game notes, player biographies and happenings of the Duke basketball program. Head coach Mike Krzyzewski will be featured with daily audio updates.

Numbers Game

● Duke has won **eight** of the last **11** ACC Tournament championships, posting a **29-3** mark since the 1999 tournament.

● The Blue Devils have won **84** ACC Tournament games, tied for the most in league history.

● Duke is ranked **fourth** in the AP poll, marking the **54th** consecutive week ranked in the top 10. The Blue Devils are **44-8** all-time when ranked **fourth** in the AP poll.

● **Jon Scheyer** **leads** the ACC in **three** statistical categories and is the **only** player in the league to rank in the top 5 in **seven** categories: scoring (**third, 18.9 ppg.**), assists (**fourth, 5.2 apg.**), free throw percentage (**first, .889**), three-point field goals (**first, 2.9 3pg.**), three-point field goal percentage (**third, .399**), assist-to-turnover ratio (**first, 3.0:1**) and minutes (**second, 36.5 mpg.**).

● **Brian Zoubek** is averaging **7.3** points and **11.0** rebounds (**5.0** org.) while shooting **71.0** percent (**22-of-31**) from the field since joining the starting lineup **seven** games ago. He has grabbed **10+** rebounds in **four** of the last **five** games and in **five** of **seven** games as a starter. Zoubek is **second** in the ACC in offensive rebounds (**3.5** org) and **tied for eighth** in total rebounds (**7.3** rpg.).

● **Jon Scheyer, Nolan Smith** and **Kyle Singler** are attempting to become just the **third** trio in Duke history to each average over **17.0** points per game. **Jim Spanarkel, Mike Gminski** and **Gene Banks** accomplished the feat in 1977-78, while **Jason Williams, Carlos Boozer** and **Mike Dunleavy** did the same in 2001-02.

● Junior **Nolan Smith** is **two** points shy of becoming the **60th** player in Duke history with **1,000** career points. Smith has **511** points and **14** games with **20 or more** points this year after combining for **487** points and **one** game with **20 or more** points in his first **two** seasons as a Blue Devil.

● The Blue Devils **lead** the ACC in rebound margin at **+6.1** and are **22-2** on the year when outrebounding the opposition. Duke last led the league in rebounding in **1989**.

● Duke has had **fewer than 10** turnovers in **four** straight games and is averaging just **11.1** turnovers per game for the season. Duke has **never** averaged fewer than **12.0** turnovers per game under Coach K.

● **Kyle Singler** is averaging **20.7** points, while shooting **40.7** percent (**15-of-37**) from three-point range over the last **six** games. He has scored **20 or more** points in **four** of the last **six** contests.

● **Lance Thomas** was named to the Fan's Guide Coaches' All-Defense team, becoming the **20th** Blue Devil selected in the **15** years of the team.

● The Blue Devils have won **11** straight games when leading at the half. Duke is **23-1** when entering halftime with the lead.

Duke Stats Breakdown

	Overall	ACC
Record	26-5	13-3
Points	79.1	73.5
Opp. Points	61.8	61.9
Rebounds	39.4	37.5
Opp. Rebounds	33.3	33.6
Off. Rebounds	14.9	14.8
Opp. Off. Rebounds	12.0	14.7
Field Goal Pct.	.443	.421
Opp. Field Goal Pct.	.404	.412
3-Point Pct.	.389	.362
Opp. 3-Point Pct.	.272	.249
Free Throw Pct.	.762	.748
Opp. Free Throw Pct.	.679	.708
Personal Fouls	18.6	19.5
Assists	14.3	12.4
Turnovers	11.1	11.2
Blocked Shots	4.3	3.3
Steals	7.0	6.9

RPI & SOS Comparison

(The College Basketball News - through March 7)

RPI	Team (AP/Coaches)	SOS
1	Kansas (1/1)	9
2	Duke (4/4)	8
3	Kentucky (2/2)	47
4	Syracuse (3/3)	16
5	West Virginia (7/6)	2
6	Kansas State (9/9)	5
7	New Mexico (8/8)	72
8	Baylor (21/20)	19
9	Villanova (10/10)	36
10	Pittsburgh (16/16)	12

RPI - Ratings Percentage Index
 SOS - Strength of Schedule

Duke has ...

- Been ranked in the top 10 of the AP poll for 54 consecutive weeks (as of March 8)
- Topped the 100-point mark four times
- Made 10 or more three-point field goals eight times in 2009-10
- Shot 50.0 percent or better from three-point range in five games
- Shot 80.0 percent or better from the foul line in 15 games
- A 22-2 record when outrebounding the opposition this season

- Had 10 or fewer turnovers nine times
- Won 19 straight home contests, including 10 consecutive home ACC tilts
- A 23-1 record when leading at the half
- Won nine straight against unranked opponents
- Won 10 or more ACC games in 13 of the last 14 seasons
- Scored 40 or more points in the first half 12 times with three 50+ point efforts
- Won 14 games by 20 or more points, including six games by at least 30 points
- Won 17 ACC Tournament championships, including eight of the past 11

Duke in the ACC Tournament

The Blue Devils have won eight of the last 11 ACC Tournament championships. Overall, Duke has posted an 84-39 record (.689) in the ACC Tournament. Duke has won 17 league championships, tied for the most in league history. Duke's league tournament titles came in 1960, 1963, 1964, 1966, 1978, 1980, 1986, 1988, 1992, 1999, 2000, 2001, 2002, 2003, 2005, 2006 and 2009.

Under head coach **Mike Krzyzewski**, Duke is 46-17 (.730) in the ACC Tournament. Coach K's Blue Devils have won 11 ACC Tournament titles (1986, 1988, 1992, 1999, 2000, 2001, 2002, 2003, 2005, 2006 and 2009).

Duke Top Tourney Team Since 1998

Since the 1998 ACC Tournament, Duke has separated itself from the rest of the league with eight tournament crowns in those 12 seasons and a league-best 29 victories. Here is a look at the current ACC teams and their respective records in the tournament since 1998:

ACC Tournament Records - Since 1998

Team	Record	Championship Game Appearances (won)
Duke	29-4	10 (8)
North Carolina	17-9	5 (3)
N.C. State	13-13	3 (0)
Maryland	12-11	2 (1)
Florida State	8-12	1 (0)
Wake Forest	6-12	0 (0)
Georgia Tech	6-12	1 (0)
Boston College	5-4	1 (0)
Clemson	5-12	1 (0)
Virginia	3-12	0 (0)
Miami	3-5	0 (0)
Virginia Tech	3-5	0 (0)

More Blue Devil Tourney Tidbits

- Duke has had 16 ACC Tournament Most Valuable Players. **Jon Scheyer** won the award last season for the Blue Devils.
- The Blue Devils won five straight ACC Tournament championships from 1999-2003 (previous league record was three).
- Duke set the league record with 17 consecutive ACC Tournament victories from 1999-2004.
- The Blue Devils are 30-15 all-time when the ACC Tournament is played in Greensboro.
- Duke is 72-32 in ACC Tournament games played in the state of North Carolina.
- The Blue Devils have a winning record in ACC Tournament play against 10 league foes. Duke and Virginia Tech have yet to meet in the tournament.
- Duke is tied with North Carolina for most wins in tournament history with 84.
- **Mike Krzyzewski** is second in league history with 46 wins in the ACC Tournament.

Duke ACC All-Tournament Team Picks

The Blue Devils have had a total of 117 first (66) or second team (51) ACC All-Tournament honorees. Duke's 117 first or second team ACC All-Tournament selections rank second in league history behind North Carolina's 127.

Four Blue Devils on All-ACC Teams

Senior **Jon Scheyer** and junior **Kyle Singler** were named All-ACC First Team selections as voted on by the Atlantic Coast Sports Media Association on Monday. Junior **Nolan Smith** was tabbed as a second team All-ACC honoree, while **Lance Thomas** was named to the media's ACC All-Defensive Team.

Duke has now had two or more first team All-ACC selections in the same season 10 times under head coach **Mike Krzyzewski**.

Scheyer also became the first senior in ACC history to earn unanimous all-conference distinction without having appeared on the first, second or third teams in any of his first three seasons.

Singler earned All-ACC accolades for the second time in his career, while the all-conference citations were the first for Smith and Thomas.

Thomas Named to Fan's Guide

Coaches' ACC All-Defensive Team

Lance Thomas was named to the Fan's Guide Coaches' ACC All-Defensive team. He was named on seven of the 12 coaches' ballots to become the 20th Blue Devil in 15 years of the team.

Thomas' inclusion marks the 14th straight year in which at least one Duke player has made the all-defensive team.

Duke in the ACC Tournament

Appearances	56
Championships	17
Title Game Appearances	28
Title Game Record	17-11
Overall Record	84-39
Record under Coach K	46-17
Times as Number One Seed	17

Record by Round

First Round	4-1
Quarterfinals	35-17
Semifinals	28-10
Championship Game	17-11

Record by Site

Atlanta, Ga.	9-3
Charlotte, N.C.	19-8
Greensboro, N.C.	30-15
Landover, Md.	0-3
Raleigh, N.C.	23-9
Tampa, Fla.	0-1
Washington, D.C.	3-0

Record vs. Opponents

Boston College	2-0
Clemson	5-4
Florida State	1-0
Georgia Tech	6-3
Maryland	10-7
Miami	1-0
North Carolina	11-8
N.C. State	14-9
South Carolina	6-1
Virginia	14-3
Virginia Tech	0-0
Wake Forest	14-4

ACC Tournament Composite Records

Team	Won	Lost	Pct	Titles
North Carolina	84	38	.689	17
Duke	84	39	.683	17
N.C. State	61	46	.570	10
Boston College	5	4	.556	0
Maryland	43	52	.453	3
Wake Forest	42	52	.457	4
Georgia Tech	21	27	.438	3
Miami	3	5	.375	0
Virginia Tech	3	5	.375	0
Virginia	30	55	.353	1
Florida State	9	18	.333	0
Clemson	16	56	.222	0

Duke ACC Tournament Seed Grid

Opp.	1	2	3	4	5	6	7	8	9	10	11	12	Total
1	--	5-3	3-0	4-3	7-0	0-1	0-0	11-1	3-0	--	--	1-0	34-8
2	0-4	--	4-3	1-1	1-0	5-1	12-0	--	--	--	--	--	23-9
3	1-1	2-1	--	2-0	1-0	5-4	3-0	--	--	--	1-0	--	15-6
4	2-3	1-1	--	--	5-3	--	--	--	--	--	--	--	8-7
5	--	--	--	0-1	--	--	--	--	--	--	--	--	0-1
6	1-0	1-0	1-3	--	--	--	--	--	--	--	--	--	3-3
7	--	0-3	--	--	--	--	--	--	--	0-1	--	--	0-4
8	--	--	--	--	--	--	--	--	--	--	--	--	0-0
9	0-1	--	--	--	--	--	--	1-0	--	--	--	--	1-1
10	--	--	--	--	--	--	--	--	--	--	--	--	0-0
11	--	--	--	--	--	--	--	--	--	--	--	--	0-0
12	--	--	--	--	--	--	--	--	--	--	--	--	0-0
Totals	4-9	9-8	8-6	7-5	14-3	9-6	15-0	12-1	3-0	0-1	1-0	1-0	84-39

Streaks

Overall	Won 1
Unranked teams anywhere	Won 9
Ranked teams anywhere	Lost 1
Home	Won 19
Home ACC	Won 10
Home nonconference	Won 77
Home unranked nonconference	Won 73
Home ranked teams	Won 4
Home unranked teams	Won 42
Road	Lost 1
Road ACC	Lost 1
Road ranked teams	Lost 2
Road unranked teams	Won 4
Neutral	Won 4
Neutral ranked teams	Won 2
Neutral unranked teams	Won 8

Consecutive Made Free Throws

Jon Scheyer	10
Kyle Singler	7
Nolan Smith	4
Lance Thomas	3
Mason Plumlee	1
Ryan Kelly	1
Steve Johnson	1
Jordan Davidson	1

Consecutive Games with a Three-Point Field Goal

Jon Scheyer	24
Kyle Singler	3
Andre Dawkins	3
Nolan Smith	2

Games Played

	2009-10	Career
Jon Scheyer	31 (26-5)	135 (106-29)
Lance Thomas	31 (26-5)	131 (102-29)
Brian Zoubek	31 (26-5)	124 (96-28)
Kyle Singler	31 (26-5)	102 (84-18)
Nolan Smith	29 (24-5)	97 (80-17)
Miles Plumlee	31 (26-5)	55 (47-8)
Jordan Davidson	16 (16-0)	50 (44-6)
Steve Johnson	13 (13-0)	20 (19-1)
Ryan Kelly	29 (26-3)	29 (26-3)
Andre Dawkins	29 (24-5)	29 (24-5)
Mason Plumlee	25 (20-5)	25 (20-5)
Casey Peters	7 (7-0)	7 (7-0)

Starts

	Consecutive	Career
Kyle Singler	59 (48-11)	101 (83-18)
Jon Scheyer	38 (31-7)	99 (77-22)
Lance Thomas	23 (19-4)	92 (72-20)
Nolan Smith	29 (24-5)	51 (43-8)
Brian Zoubek	7 (6-1)	27 (23-4)
Miles Plumlee	-	26 (22-4)
Mason Plumlee	-	1 (1-0)

Record in such games in ()

Checking in on ...

#2 Nolan Smith - +9.2 ppg. increase from a year ago is second-best in the ACC ... shooting a career-best 40.4 percent from three-point range ... fourth in the ACC with 14 games with 20+ points scored ... double figures in 27 of 29 games played

#5 Mason Plumlee - Second on the team with 21 dunks ... fourth with 21 blocks

#12 Kyle Singler - Five double-doubles and six games with 10+ rebounds ... averaged 18.3 points per game in league play ... led the ACC with .415 three-point percentage in conference play ... third in three-point field goals per game at 2.4 threes per game

#20 Andre Dawkins - Fourth on the team with 33 three-point field goals ... shooting 38.8 percent from three-point range

#21 Miles Plumlee - Leads the team with 29 dunks ... shooting 57.5 percent (69-of-120) from the field

#30 Jon Scheyer - 20+ points in seven of the last 12 games ... ranks in the top 10 of the ACC in eight statistical categories ... leads the league in free throw percentage, three-point field goals and assist-to-turnover ratio ... tied for second in the ACC with 15 games with 20 or more points ... three-time ACC Player of the Week

#34 Ryan Kelly - 14 blocked shots ... played in 29 of 31 games

#42 Lance Thomas - Tied for team lead with 12 charges taken ... 5 or more rebounds in 15 games ... 1 of 4 Blue Devils averaging at least 5.0 rebounds per game

#55 Brian Zoubek - Four or more offensive rebounds 14 times ... averaging 17.1 rebounds per 40 minutes played ... nine double-figure rebounding games

Big Three Pace Blue Devil Offense

Jon Scheyer, Kyle Singler and Nolan Smith combine to average 53.7 points per game or 67.9 percent of Duke's scoring.

Scheyer is third in the ACC in scoring at 18.9 ppg., while Smith (17.6 ppg.) and Singler (17.2 ppg.) rank fourth and tied for sixth, respectively. The trio is the highest scoring threesome in the NCAA and the fourth-highest under **Mike Krzyzewski**.

Texas Southern, California, Siena, VMI, New Mexico, Nevada and UC-Davis are the only other schools with three players ranked among the top 10 scorers in their respective leagues.

NCAA Top Scoring Trios (through March 9)

Team, Players (PPG)	Combined PPG
1. Duke Scheyer (18.9), Smith (17.6), Singler (17.2)	53.7
2. Notre Dame Harangody (23.3), Abromaitis (17.2), Hansbrough (12.0)	52.5
3. Nevada Babbitt (21.7), Johnson (16.0), Fields (14.6)	52.3
4. New Mexico State Young (20.9), Gibson (17.8), Rahman (10.8)	49.5
5. Houston Coleman (26.0), Lewis (15.1), Brown (8.2)	49.3

Top Scoring Trios under Coach K

Team, Players (PPG)	Combined PPG
1. 2001-02 J. Williams (21.3), Boozer (18.2), Dunleavy (17.3)	56.8
2. 2005-06 Redick (26.8), S. Williams (18.8), McRoberts (8.7)	54.3
3. 2000-01 J. Williams (21.6), Battier (19.9), Dunleavy (12.6)	54.1
4. Duke Scheyer (18.9), Smith (17.6), Singler (17.2)	53.7
5. 2004-05 Redick (21.8), S. Williams (15.5), Ewing (15.3)	52.6

Krzyzewski on the Coaching Wins Charts

Career Wins

Coach	Overall Victories
1. Bob Knight	902
2. Dean Smith	879
3. Adolph Rupp	876
4. [^] Mike Krzyzewski	859
5. Jim Phelan	830
6. [^] Jim Boeheim	827
7. [^] Jim Calhoun	822
8. Eddie Sutton	804
9. Lefty Driesell	786
10. Lute Olson	780
Lou Henson	780

Career Wins at One School

Coach (School)	Victories
1. Dean Smith (North Carolina)	879
2. Adolph Rupp (Kentucky)	876
3. Jim Phelan (Mount St. Mary's)	830
4. [^] Jim Boeheim (Syracuse)	827
5. [^] Mike Krzyzewski (Duke)	786
6. Ed Diddle (Western Kentucky)	759
7. Ray Meyer (DePaul)	724
8. Don Haskins (UTEP)	719
9. Denny Crum (Louisville)	675
10. Bob Knight (Indiana)	662

Career ACC Wins

Coach	Overall Victories
1. Dean Smith, North Carolina	422
2. [^] Mike Krzyzewski, Duke	355
3. [^] Gary Williams, Maryland	202
4. Frank McGuire, UNC & USC	160
5. Bobby Cremins, Georgia Tech	149
6. Lefty Driesell, Maryland	139
7. Vic Bubas, Duke	128
8. Terry Holland, Virginia	126
9. Norm Sloan, N.C. State	117
10. Dave Odom, Wake Forest	110

NCAA Tournament Wins

Coach	Overall Victories
1. [^] Mike Krzyzewski, Duke	71
2. Dean Smith, North Carolina	65
3. [^] Roy Williams, Kansas & North Carolina	55
4. John Wooden, UCLA	47
5. Lute Olson, Iowa & Arizona	45
6. [^] Jim Calhoun, Northeastern & Connecticut	43

[^] - active coach; games through March 9

500-Point Threesomes

Jon Scheyer, Kyle Singler and Nolan Smith are the seventh trio under Coach K to each score over 500 points in a season.

Duke's 500-Point Trios

Year	Players (Pts)
2009-10	Scheyer (585), Singler (534), Smith (511)
2008-09	Henderson (610), Singler (609), Scheyer (550)
2004-05	Redick (721), Williams (513), Ewing (505)
2001-02	Williams (746), Boozer (638), Dunleavy (605)
1998-99	Brand (691), Langdon (622), Avery (580)
1989-90	Henderson (683), Laettner (619), Abdelnaby (572)
1985-86	Dawkins (809), Alarie (686), Henderson (553)

Trio Among 20-Point Game Leaders

Jon Scheyer, Nolan Smith and Kyle Singler rank among the ACC leaders in 20-point games. All three players scored 20 or more points on March 6, marking the first time since the 2001-02 season that a Blue Devil trio accomplished that feat.

ACC's 20-Point Game Leaders (through March 10)

Player, Team	20-Pt Games
1. Malcolm Delaney, Virginia Tech	17
2. Jon Scheyer, Duke	15
Greivis Vasquez, Maryland	15
4. Nolan Smith, Duke	14
5. Kyle Singler, Duke	12

Scheyer in Select Company

Senior **Jon Scheyer** is having one of the most impressive careers in Duke history. Here is a look at some of his career accomplishments:

- One of four players to record 500 points and 100 assists in back-to-back seasons.
- One of 15 players to score 500 or more points in consecutive seasons.
- One of nine players to average 10.0 points or better for all four years.
- Only player with over 1,900 points, 400 rebounds, 400 assists, 250 three-pointers and 150 steals.
- Ranks among the school leaders in scoring, three-point field goals, free throws made, free throw percentage, double-figure games, steals and minutes.

Blue Devil Trends

Defense

- In 1,006 games with **Mike Krzyzewski** as its head coach, Duke has held the opposition to less than 50.0 percent from the field 755 times (668-87 record).
- The Blue Devils are 17-0 this season and 309-9 under Coach K when opponents shoot less than 40.0 percent from the field.
- Duke is 42-0 (2-0 in 2009-10) under Coach K when holding opponents to 30.0 percent or worse shooting from the field.
- Duke has held the opposition under 60 points in a game 16 times, including nine times in ACC play.

Scheyer Among NCAA Leaders

Jon Scheyer ranks fifth in the NCAA with a 3.00:1 assist-to-turnover ratio. He currently ranks second in the Duke season record books in that category as well.

Duke Single-Season Assist-to-Turnover Ratio

Player (Year)	A:TO
1. Steve Wojciechowski (1997)	3.03:1
2. Jon Scheyer (2010)	3.00:1
3. Tommy Amaker (1985)	2.88:1
4. Chris Duhon (2001)	2.85:1
5. Steve Wojciechowski (1998)	2.56:1

Singler Climbing Junior Charts

Kyle Singler is the ninth player in school history to top the 1,500-point mark as a junior. He is also seven rebounds away from becoming the ninth player to pass the 700-rebound mark as a junior. Singler's 184 three-point field goals ranks sixth among juniors at Duke.

Singler started his 100th career game on March 3 to join **Bobby Hurley, Tommy Amaker and Jason Williams** as the only players in Duke history to start their 100th game as a junior.

Duke Junior Scoring Totals

Player (Years)	PTS
1. Jason Williams, 2000-02	2,079
2. J.J. Redick, 2003-05	1,805
3. Johnny Dawkins, 1983-85	1,747
4. Christian Laettner, 1989-91	1,709
5. Mike Gminski, 1977-79	1,619
6. Kyle Singler, 2008-10	1,594
7. Gene Banks, 1978-80	1,580

Duke Junior Rebounding Totals

Player (Years)	REB
1. Mike Gminski, 1977-79	883
2. Shelden Williams, 2002-05	878
3. Christian Laettner, 1988-91	874
4. Gene Banks, 1977-80	801
5. Danny Ferry, 1986-89	743
6. Bernie Janicki, 1951-53	748
7. Ronnie Mayer, 1952-55	734
8. Carlos Boozer, 2000-02	724
9. Kyle Singler, 2008-10	693

Offense

- Duke has recorded 42 individual 20+ point scoring efforts this season.
- Duke is 20-3 this season and 689-136 all-time under Coach K when scoring 70+ points in a game.
- Had a 20-point scorer in 26 games
- Had two or more 20-point scorers in 15 games
- Shot 45.0 percent or better from the field 15 times
- Had more assists than its opponent 24 times
- Duke has had four or more double-figure scorers in 16 games.
- The Blue Devils have made 15 or more free throws 23 times.

Duke Season and Career Totals

	2009-10	Career
Double-Digit Scoring Games		
Jon Scheyer	30 (25-5)	106 (86-20)
Kyle Singler	28 (24-4)	87 (74-13)
Nolan Smith	27 (23-4)	50 (43-7)
Lance Thomas	5 (5-0)	18 (15-3)
Brian Zoubek	7 (7-0)	14 (14-0)
Miles Plumlee	7 (7-0)	7 (7-0)
Andre Dawkins	6 (5-1)	6 (5-1)
Mason Plumlee	3 (2-1)	3 (2-1)

20+-Point Games

Jon Scheyer	15 (13-2)	31 (25-6)
Kyle Singler	12 (10-2)	27 (21-6)
Nolan Smith	14 (13-1)	15 (13-2)
Andre Dawkins	1 (1-0)	1 (1-0)
Lance Thomas	-	1 (1-0)

30+-Point Games

Jon Scheyer	2 (2-0)	3 (3-0)
Kyle Singler	1 (1-0)	1 (1-0)

10+-Rebound Games

Kyle Singler	6 (6-0)	19 (17-2)
Brian Zoubek	9 (8-1)	11 (10-1)
Miles Plumlee	4 (4-0)	4 (4-0)
Lance Thomas	4 (3-1)	4 (3-1)
Jon Scheyer	-	1 (0-1)

Double-Doubles

Kyle Singler	5 (5-0)	18 (16-2)
Brian Zoubek	3 (3-0)	5 (5-0)
Miles Plumlee	3 (3-0)	3 (3-0)
Lance Thomas	1 (1-0)	1 (1-0)

3+-Steal Games

Jon Scheyer	6 (5-1)	24 (20-4)
Kyle Singler	2 (2-0)	10 (10-0)
Nolan Smith	4 (4-0)	8 (8-0)
Lance Thomas	-	2 (2-0)
Andre Dawkins	1 (1-0)	1 (1-0)
Mason Plumlee	1 (1-0)	1 (1-0)
Brian Zoubek	1 (1-0)	2 (2-0)

3+-Three-Point FG Games

Jon Scheyer	20 (16-4)	52 (43-9)
Kyle Singler	9 (8-1)	25 (21-4)
Nolan Smith	6 (6-0)	8 (8-0)
Andre Dawkins	4 (3-1)	4 (3-1)

Scoring Leaders

Jon Scheyer	11 (10-1)	32 (26-6)
Kyle Singler	11 (9-2)	32 (25-7)
Nolan Smith	11 (9-2)	14 (11-3)
Brian Zoubek	-	2 (2-0)
Andre Dawkins	1 (1-0)	1 (1-0)
Lance Thomas	-	1 (1-0)

Rebounding Leaders

Kyle Singler	12 (10-2)	48 (39-9)
Brian Zoubek	11 (10-1)	18 (17-1)
Lance Thomas	4 (3-1)	12 (10-2)
Jon Scheyer	1 (1-0)	7 (6-1)
Miles Plumlee	6 (5-1)	6 (5-1)
Mason Plumlee	3 (3-0)	3 (3-0)

Assists Leaders

Jon Scheyer	29 (25-4)	60 (46-14)
Kyle Singler	3 (3-0)	16 (13-3)
Nolan Smith	7 (5-2)	16 (14-2)
Lance Thomas	1 (0-1)	2 (0-2)
Brian Zoubek	-	1 (1-0)

Record in such games in ()

Duke All-Time Scoring Leaders

1.	J.J. Redick, 2003-06	2,769
2.	Johnny Dawkins, 1983-86	2,556
3.	Christian Laettner, 1989-92	2,460
4.	Mike Gminski, 1977-80	2,323
5.	Danny Ferry, 1986-89	2,155
6.	Mark Alarie, 1983-86	2,136
7.	Jason Williams, 2000-02	2,079
	Gene Banks, 1978-81	2,079
9.	Jim Spanarkel, 1976-79	2,012
10.	Shane Battier, 1998-01	1,984
	Art Heyman, 1961-63	1,984
12.	Trajan Langdon, 1995-99	1,974
13.	Jon Scheyer, 2007-p.	1,934
14.	Shelden Williams, 2003-06	1,928
15.	Grant Hill, 1991-94	1,924
16.	Dick Groat, 1950-52	1,886
17.	Jeff Mullins, 1962-64	1,884
18.	Bob Verga, 1965-67	1,758
19.	Bobby Hurley, 1990-93	1,731
20.	Randy Denton, 1969-71	1,658
21.	Ronnie Mayer, 1953-56	1,647
22.	Cherokee Parks, 1992-95	1,643
23.	Jeff Capel, 1994-97	1,601
24.	Daniel Ewing, 2002-05	1,595
25.	Kyle Singler, 2008-p.	1,594
	Thomas Hill, 1990-93	1,594
27.	David Henderson, 1983-86	1,570
28.	Carlos Boozer, 2000-02	1,506
29.	Chris Carrawell, 1996-00	1,455
	Vince Taylor, 1979-82	1,455
31.	Mike Lewis, 1966-68	1,417
32.	Phil Henderson, 1987-90	1,397
33.	Mike Dunleavy, 2000-02	1,371
34.	Joe Belmont, 1953-56	1,338
35.	DeMarcus Nelson, 2005-08	1,336
36.	Tate Armstrong, 1974-77	1,304
37.	Robert Brickey, 1987-90	1,299
38.	Jack Marin, 1964-66	1,275
39.	Chris Duhon, 2001-04	1,268
40.	Gerald Henderson, 2007-09	1,262
41.	Bernie Janicki, 1952-54	1,247
42.	Greg Paulus, 2006-09	1,193
43.	Tommy Amaker, 1984-87	1,168
44.	Carroll Youngkin, 1959-61	1,154
45.	Chris Redding, 1972-74	1,141
46.	Bob Fleischer, 1973-75	1,139
47.	Alaa Abdelnaby, 1987-90	1,137
48.	Willie Hodge, 1973-76	1,117
49.	Nate James, 1997-01	1,116
50.	Kevin Strickland, 1985-88	1,095
	Howard Hurt, 1959-61	1,095
52.	Chris Collins, 1993-96	1,091
53.	Jay Bilas, 1983-86	1,062
54.	Kenny Dennard, 1978-81	1,057
55.	Rudy D'Emilio, 1952-54	1,028
56.	Ricky Price, 1995-98	1,026
57.	Chip Engelland, 1980-83	1,025
58.	Antonio Lang, 1991-94	1,012
59.	Rick Katherman, 1969-71	1,005
	Nolan Smith, 2008-p.	998

Duke Junior Three-Point FG Totals

Player (Years)	3FGs
1. J.J. Redick, 2003-05	318
2. Jason Williams, 2000-02	313
3. Trajan Langdon, 1994-98	230
4. Jon Scheyer, 2007-09	187
5. Kyle Singler, 2008-10	184
6. Mike Dunleavy, 2000-02	179
7. Greg Paulus, 2006-08	173
8. Bobby Hurley, 1989-92	176
9. Jeff Capel, 1994-96	168
10. Daniel Ewing, 2001-04	148

Smith Breaking Out as a Junior

Nolan Smith has raised his scoring average 9.2 points per game from a year ago, second-best in the ACC. He is fourth in the ACC in scoring at 17.6 points per game. Smith is also fourth in the league with 14 games with 20 or more points.

Smith has scored 511 points this season after recording 487 points in his first two years as a Blue Devil. He is two points shy of becoming the 60th player in Duke history to score 1,000 career points.

He has career-highs in field goals, three-point field goals, three-point field goal percentage, free throws, assists and steals this season.

Zoubek on the Offensive Glass

Brian Zoubek grabbed six offensive rebounds on March 3 to become just the 12th player in Duke history to collect at least 100 offensive boards in a season. He currently ranks ninth with 108 offensive boards.

Zoubek is also ninth all-time at Duke with 241 offensive rebounds, while **Kyle Singler** and **Lance Thomas** rank eighth and 11th, respectively.

Duke's ACC Offensive Rebound Leaders - Season

Player (Year)	Off. Rebs	
1. Elton Brand (1999)	139	
2. Christian Laettner (1990)	129	
3. Shelden Williams (2005)	127	
4. Shelden Williams (2004)	119	
	Carlos Boozer (2002)	119
6. Shelden Williams (2006)	117	
7. Kyle Singler (2009)	112	
8. Erik Meek (1995)	110	
9. Brian Zoubek (2010)	108	
10. Greg Newton (1996)	106	
11. Christian Laettner (1991)	105	
12. Cherokee Parks (1994)	100	

Duke's ACC Offensive Rebound Leaders - Career

Player (Years)	Off. Rebs
1. Shelden Williams (2003-06)	447
2. Christian Laettner (1989-92)	374
3. Shane Battier (1998-01)	338
4. Antonio Lang (1991-94)	273
5. Robert Brickey (1987-90)	268
6. Cherokee Parks (1992-95)	263
7. Carlos Boozer (2000-02)	260
8. Kyle Singler (2008-p.)	251
9. Brian Zoubek (2007-p.)	241
10. Danny Ferry (1986-89)	236
11. Lance Thomas (2007-p.)	233

Trey Notes

Duke has connected on at least one three-pointer in 721 consecutive games, the fourth-longest streak in the nation.

Consecutive Games with a Three-Point FG

Team	Games
UNLV	762
Vanderbilt	756
Kentucky	737
Duke	721
Western Kentucky	701
Arkansas	696

games through March 9

Excellence at the Line

Duke is tied for sixth in the NCAA in free throw percentage at 76.2 percent (539-of-707). The 2009-10 Blue Devils are currently tied for the fourth-best free throw shooting team in school history.

Jon Scheyer leads the ACC and ranks 15th nationally at 88.9 percent (152-of-171) from the free throw line.

NCAA Free Throw Pct Leaders (as of March 9)

School	FTM	FTA	PCT	
1. Brigham Young	552	709	77.9	
2. Indiana State	462	598	77.3	
3. Colorado	546	711	76.8	
4. Utah State	399	521	76.6	
	Harvard	500	653	76.6
6. Duke	539	707	76.2	
	Lafayette	504	661	76.2
8. Saint Mary's	438	576	76.0	
9. Drake	437	577	75.7	
10. Texas-San Antonio	431	570	75.6	

Duke's Top Free Throw Pct Teams

Year	FTM	FTA	PCT	
1. 1977-78	665	841	79.1	
2. 1972-73	496	632	78.5	
3. 1970-71	539	704	76.6	
4. 2009-10	539	707	76.2	
	1989-90	888	1165	76.2
6. 2005-06	689	905	76.1	
7. 1976-77	440	579	76.0	
8. 1967-68	535	713	75.3	

Duke Career Free Throw Pct Leaders

Player	FTM	FTA	PCT
1. J.J. Redick	662	726	91.2
2. Jon Scheyer	566	656	86.3
3. Trajan Langdon	386	448	86.2

Duke Career Made Free Throw Leaders

Player	FTM
1. Christian Laettner	713
2. J.J. Redick	662
3. Jon Scheyer	566
4. Jim Spanarkel	564
5. Art Heyman	558

ACC Career Free Throw Pct Leaders

Player, Team	FTM	FTA	PCT
1. J.J. Redick, Duke	662	726	91.2
2. Jack McClinton, Miami	332	369	90.0
3. Charlie Davis, Wake	578	662	87.3
4. Roger Mason, Virginia	318	366	86.9
5. Jon Scheyer, Duke	566	656	86.3
6. Trajan Langdon, Duke	386	448	86.2

Devilish on Defense

- Duke is allowing just 61.8 points per game, the lowest average since 1950.
- The Blue Devils rank second in the ACC in scoring defense.
- Duke has held 16 opponents under 60 points in a game, the most since 1950. The Blue Devils are 16-0 this season, including a 3-0 mark against ranked teams, when holding the opposition below 60 points.
- Duke has held its seven ranked opponents to an average of 63.3 points per game.
- In ACC regular season play, opponents averaged 61.9 points per game with nine teams failing to reach the 60-point mark.
- The Blue Devils are second in the NCAA in three-point defense. Opponents are shooting just 27.2 percent from three-point range on the year, including 24.9 percent in league play.
- Duke's three-point percentage defense is the best in school history.
- The Blue Devils are allowing just 3.7 three-point field goals per game and have held the opposition to three or fewer three-point field goals 15 times.

Duke Scoring Defense - Since 1950

Year	PPG
1. 1949-50	58.0
2. 2009-10	61.8
3. 2006-07	62.0
4. 1959-60	63.2
5. 1997-98	64.1

Games Opponent Under 60 Points - Since 1950

Year	Games
1. 1949-50	20
2. 2009-10	16
3. 2006-07	15
4. 2008-09	13
1996-97	13
1997-98	13
2003-04	13

Duke's Best Three-Point Pct Defense

Year	3PTM	3PTA	PCT
1. 2009-10	115	423	27.2
2. 1992-93	118	409	28.9
3. 1993-94	145	489	29.7
4. 1998-99	191	635	30.1
5. 2001-02	168	555	30.3

Duke Cleaning the Glass

- Duke is averaging 39.4 rebounds per game and leads the ACC in rebound margin (+6.1).
- **Brian Zoubek** and **Kyle Singler** each rank among the top 20 rebounders in the conference.
- Duke is 22-2 this season and 499-57 all-time under **Mike Krzyzewski** when outrebounding the opposition.
- The Blue Devils have grabbed 40 or more rebounds in a game 17 times, posting a 16-1 mark in those games.
- The Blue Devils grabbed a season-high 56 rebounds against Connecticut.

- Duke is 17-2 on the year when grabbing 15 or more offensive rebounds in a game.
- Duke has grabbed 17 or more offensive rebounds in five of the last eight games.
- **Brian Zoubek**, **Kyle Singler**, **Miles Plumlee** and **Lance Thomas** are each averaging 5.0 rebounds per game or better for the season. The 2000-01 Blue Devils are the only team to accomplish that feat under **Mike Krzyzewski**.

Top Rebounding Teams - under Coach K

Year	RPG
1. 1998-99	42.2
2. 2009-10	39.4
3. 1999-00	38.6
2000-01	38.6
5. 1997-98	38.3

Top Offensive Rebounding Teams - under Coach K

Year	ORPG
1. 1998-99	15.08
2. 2009-10	14.87
3. 1997-98	14.83
4. 1989-90	14.53
5. 1987-88	14.00

105th Season of Basketball

Duke is in its 105th season of basketball in 2009-10. The Blue Devils have compiled a 1,903-822 record to rank fourth all-time in victories.

Duke in Elite Victory Club

Duke is one of just four programs with over 1,900 wins all-time. With 1,903 wins, the Blue Devils join Kentucky (2,017), North Carolina (2,000) and Kansas (1,998) as members of the 1,900-win club.

Cameron Indoor Stadium

Duke's home venue, Cameron Indoor Stadium, is one of the jewels of the sports world. *Sports Illustrated* rated Cameron Indoor Stadium the world's fourth-best sports venue of the 20th Century, ahead of such notables as Wrigley Field, Roland Garros, Lambeau Field and Fenway Park.

- Duke has posted a 754-150 record in Cameron, including a 395-55 mark under Coach K.
- Duke has won 207 of its last 210 non-conference games at home.
- The Blue Devils have won 203 of their last 218 games in Cameron.
- Duke has won 77 consecutive non-conference home games. Duke's last home loss against a non-conference foe was an 83-82 decision against St. John's on Feb. 26, 2000.
- The Blue Devils set a school record with a 17-0 home mark in 2009-10. The undefeated season at Cameron Indoor Stadium was the 18th in school history.

2009-10 ACC & NCAA Statistics

Team	ACC Rank	NCAA Rank
W-L Percentage	1st	11th
Scoring Offense	2nd	18th
Scoring Defense	2nd	40th
Scoring Margin	1st	3rd
FG Pct.	8th	132nd
Opp. FG Pct.	7th	51st
3-Pt. Pct.	2nd	22nd
3-Pt. FGs Per Game	1st	42nd
Opp. 3-Pt. Pct.	1st	2nd
FT Pct.	1st	t-6th
Rebound Margin	1st	18th
Assists	t-6th	78th
Assist/Turnover Ratio	2nd	29th
Blocked Shots	10th	73rd
Steals	t-8th	132nd
Turnovers Per Game	2nd	18th
Turnover Margin	+3.9	1st
Personal Fouls Per Game	18.7	n/a
175th		
Individual		
Scoring		
Jon Scheyer	18.9	3rd
Nolan Smith	17.7	4th
Kyle Singler	17.2	6th
97th		
Rebounding		
Brian Zoubek	7.3	t-8th
Kyle Singler	6.8	t-12th
207th		
FG Percentage		
Nolan Smith	.440	9th
179th		
FT Percentage		
Jon Scheyer	.889	1st
Nolan Smith	.789	9th
186th		
3PT Percentage		
Jon Scheyer	.399	3rd
Kyle Singler	.386	4th
n/a		
3PT FG Made		
Jon Scheyer	2.9	1st
Kyle Singler	2.1	4th
195th		
Steals		
Jon Scheyer	1.6	t-6th
139th		
Assists		
Jon Scheyer	5.2	4th
36th		
Assist-to-Turnover Ratio		
Jon Scheyer	3.00:1	1st
5th		
Offensive Rebounds		
Brian Zoubek	3.5	2nd
n/a		
Minutes		
Jon Scheyer	36.5	2nd
Kyle Singler	35.7	3rd
Nolan Smith	35.3	5th
n/a		

NCAA rankings through games on March 7
ACC rankings through games on March 10

2009-10 Honors

Team

- ACC regular season co-champions
- NIT Season Tip-Off champions

Ryan Kelly

- ACC All-Academic Team

Jon Scheyer

- USBWA All-District III
- Second Team All-America (Sporting News)
- Third Team All-America (FoxSports)
- First Team All-ACC (unanimous)
- Oscar Robertson Trophy Finalist (USBWA)
- Bob Cousy Award Finalist
- Lowe's Senior Class Award Finalist
- Wooden Award Midseason Top 30
- Naismith Award Midseason Top 30
- USBWA National Player of the Week (Dec. 21)
- NIT Season Tip-Off Most Outstanding Player
- ACC Player of the Week (Nov. 30, Dec. 21, Feb. 15)
- 2009 Marty Glickman Outstanding Jewish Scholastic Athlete of the Year
- Preseason HM All-America (Athlon Sports)
- Preseason first team All-ACC (Athlon Sports)
- Preseason second team All-ACC (Rivals.com)
- Preseason third team All-ACC (Lindy's)
- No. 15 Point Guard (Lindy's)
- Top shooter in the ACC (Sporting News)
- Top shooter in the ACC (Lindy's)
- No. 3 shooter in nation (Athlon Sports)
- No. 58 Overall Player (Athlon Sports)
- No. 22 Guard (Athlon Sports)

Kyle Singler

- USBWA All-District III
- Fifth Team All-America (Sporting News)
- First Team All-ACC
- Wooden Award Midseason Top 30
- Naismith Award Preseason Watch List
- Wooden Award Top 50 Watch List
- Preseason All-America (Associated Press)
- Preseason first team All-America (ESPN.com)
- Preseason first team All-America (FoxSports.com)
- Preseason All-America (CollegeInsider.com)
- Preseason first team All-America (Blue Ribbon)
- Preseason first team All-America (Athlon Sports)
- Preseason 2nd Team All-America (Sporting News)
- Preseason ACC Player of the Year (ACC media)
- Preseason ACC Player of the Year (Sporting News)
- Preseason ACC Player of the Year (Blue Ribbon)
- Preseason ACC Player of the Year (Athlon Sports)
- Preseason All-ACC (ACC media)
- Preseason first team All-ACC (Rivals.com)
- Preseason first team All-ACC (Blue Ribbon)
- Preseason first team All-ACC (Athlon Sports)
- Preseason second team All-ACC (Lindy's)
- No. 11 Power Forward (Lindy's)
- No. 6 Power Forward (Rivals.com)
- No. 6 Overall Player (Athlon Sports)
- No. 4 Forward (Athlon Sports)
- Top inside out player in nation (Athlon Sports)

Nolan Smith

- USBWA All-District III
- Second Team All-ACC
- Duke Ronald McDonald House Charities Student-Athlete of the Week (Jan. 4)
- NIT Season Tip-Off all-tournament team
- ACC Player of the Week (Nov. 23)

Lance Thomas

- ACC All-Defensive Team (media)
- ACC All-Defensive Team (coaches)

Brian Zoubek

- ACC All-Academic Team

Selling Out

Duke has sold out 305 consecutive games at Cameron Indoor Stadium. The last time Duke did not have a sellout at home was on Nov. 16, 1990, against Boston College. Overall, the Blue Devils have played in front of sellout crowds in 282 of their last 340 games.

Vs. Ranked Opponents

- Duke is 171-119 vs. ranked teams under Coach K, including an 84-40 mark since the 1997-98 season.
- Duke is 50-25 against ranked ACC teams and 34-14 vs. ranked non-league foes since the 1997-98 season.
- The Blue Devils have won 27 of their last 43 games when both teams have been ranked in the top 10.
- Duke is 19-11 under Coach K when both teams are ranked in the top five.

Vs. Unranked Opponents

- Since 1997-98, the Blue Devils are 156-4 at home vs. unranked foes and 146-27 on the road or at neutral sites.
- Under **Mike Krzyzewski**, Duke is 614-101 vs. unranked competition, including a 302-31 record since the 1997-98 season.
- During the past 11 seasons, Duke is 146-21 vs. unranked ACC teams and 156-10 vs. unranked non-conference opponents.

Duke on the Road

- Duke has a 198-58 record outside of Cameron Indoor Stadium since the 1997-98 season.
- The Blue Devils are 106-22 in neutral settings and 93-36 in true road games played since 1998.
- In ACC play, Duke is 100-34 away from home since 1997-98.

Duke in the NBA

- Duke currently has 14 alumni on NBA rosters, tied for the most by an NCAA program.
- Duke alums in the NBA are the highest paid college alumni group in the league with a combined salary of \$82,010,274.
- Duke alums have been the highest-paid group in the NBA in five of the last six years.
- Former Duke players have made 16 NBA All-Star game appearances.

Most Players in the NBA - 2009-10 Opening Day

Duke	14
UCLA	14
Connecticut	13
North Carolina	13

Vs. Non-ACC Opponents

- Duke is an impressive 428-68 vs. non-conference opponents under **Mike Krzyzewski**, including a 223-11 mark in home games.
- In neutral settings, Duke is 144-40 vs. non-league foes. Duke is 62-18 on the road under Coach K in non-conference tilts.

ACC Dominance

Duke has dominated the ACC regular season like no other program since 1997. The Blue Devils have won 178 league games (35 games ahead of the next team), eight regular season ACC championships and eight of the past 11 ACC Tournament titles (1999-2003, 2005, 2006 & 2009). In 2003, Duke became the first team in league history to win five straight ACC Tournament championships.

ACC Composite Standings (1997-2010)

Team	W	L	Pct.
Duke	178	46	.795
North Carolina	143	81	.638
Maryland	139	85	.621
Wake Forest	119	105	.531
Boston College	40	40	.500
Virginia Tech	48	48	.500
N.C. State	92	132	.411
Florida State	88	136	.393
Virginia	87	137	.388
Georgia Tech	87	137	.388
Miami	37	59	.385
Clemson	86	138	.384

through 2009-10 regular season

Duke Inks Three to National LOIs

Duke inked three outstanding high school seniors during the fall signing period. The class of **Kyrie Irving**, **Josh Hairston** and **Tyler Thornton** gives Duke a top-10 recruiting class for the 2010-11 season. Irving is a Naismith Player of the Year finalist and a McDonald's All-American selection.

2009-10 Highest-Paid College Alumni - NBA

Duke	\$82,010,274
Connecticut	\$81,936,915
Arizona	\$70,066,057
North Carolina	\$61,611,868

Player	Team
Shane Battier	Houston Rockets
Carlos Boozer	Utah Jazz
Elton Brand	Philadelphia 76ers
Luol Deng	Chicago Bulls
Chris Duhon	New York Knicks
Mike Dunleavy	Indiana Pacers
Gerald Henderson	Charlotte Bobcats
Grant Hill	Phoenix Suns
Dahntay Jones	Indiana Pacers
Corey Maggette	Golden State Warriors
Josh McRoberts	Indiana Pacers
Shavlik Randolph	Portland Trail Blazers
J.J. Redick	Orlando Magic
Shelden Williams	Boston Celtics

Mike Krzyzewski

Head Coach • Army '69 • 35th season (30th at Duke)

859-279 overall • 786-220 at Duke

Winning seasons, superb graduation rates for his players and a basketball team that is as close as family are all attributes that reflect on the man who is entering his 30th year as the head coach of the Duke Blue Devils, Hall of Famer **Mike Krzyzewski**.

Krzyzewski guided Duke to a 30-7 record, the program's 10th 30-win season, and the ACC Championship in 2008-09. The Blue Devils also made their 14th straight trip to the NCAA Tournament, earning the second seed in the East Region and reaching the Sweet Sixteen for the eighth time in the last 10 seasons. Duke has now received a No. 1 or No. 2 seed in 11 of the last 13 seasons. The Blue Devils also reached the top spot in the AP poll on Jan. 26, marking the 14th different season under Coach K that Duke has been ranked No. 1. With 30 wins in 2008-09, Duke capped off the decade with an NCAA-record 291 victories.

From 1999-2002, Duke finished number one in the nation in the final Associated Press poll for a record four consecutive seasons. In 2003-04, the Blue Devils reached the nation's top spot in the AP poll, marking the seventh straight year they had been number one (only UCLA's string of 12 consecutive years reaching No. 1 from 1964-75 was longer).

Duke has won eight of the last 11 ACC Tournament championships and eight of the past 14 ACC regular season crowns. The Blue Devils have also won at least 11 ACC regular season contests in 13 of the past 14 years. In the past 11 years, four different Blue Devils — **Elton Brand**, **Shane Battier**, **Jason Williams** (twice) and **J.J. Redick** (twice) — have earned National Player of the Year honors.

Krzyzewski's record as Duke's all-time winningest coach offers evidence of his success: 786 total wins; 446 weeks ranked in the top 25; 385 weeks ranked in the top 10; 93 weeks ranked No. 1; 10 Final Four berths in the last 24 years, including five straight appearances from 1988-92; 25 seasons with at least 20 wins; 23 upper-division finishes in the ACC in the past 25 years; 10 season with 30 or more (most by any coach all-time); 12 regular season ACC crowns and 11 Atlantic Coast Conference Tournament titles, including eight of the last 11 years (a record five in succession from 1999-2003).

But most impressive are the three National Championships (1991, 1992 and 2001) that make Coach K one of only four coaches in NCAA history to earn three or more NCAA titles. In addition to Krzyzewski, only John Wooden (10), Adolph Rupp (4) and Bob Knight (3) have accomplished that feat. With back-to-back national championships in 1991 and 1992, Coach K became the first coach since Wooden in 1972-73 to earn consecutive NCAA crowns.

He and the Blue Devils have been a fixture on the national basketball scene with 14 consecutive NCAA Tournament berths from 1996-2009 and 25 in the last 26 years. Overall, he has taken his program to postseason play in 26 of his 29 years and is the winningest active coach in NCAA Tournament play with a stunning 71-22 record for a .763 winning percentage. He also ranks first in NCAA Tournament history in wins (71) and games (93).

Coach K owns a 859-279 career record while attaining a 786-220 mark at Duke. On March 1, 2008, Krzyzewski became the sixth coach in Division I history to reach 800 wins with an 87-86 victory at N.C. State. Coach K became just the eighth coach in NCAA history to record 700 wins at one school with a win over Georgia Tech on Feb. 18, 2007. On Nov. 17, 2000, Krzyzewski earned his 500th win at Duke with a 98-85 triumph over Villanova. That night, the fabled floor of Cameron Indoor Stadium was dedicated as Coach K Court. On Feb. 13, 2010, Krzyzewski became the eighth coach in Division I history to coach 1,000 games at one school.

In all, Coach K has been named the National Coach of the Year 12 times in eight different seasons, including *Basketball Times*, UPI and Chevrolet (1986), Naismith (1989), the NABC (1991), *The Sporting News* and Naismith (1992), *Basketball Times* (1997), the NABC and Naismith (1999), Chevrolet (2000) and the Victor Awards (2001). He was named Coach of the Decade for the 1990s by the NABC and was the second recipient of the John R. Wooden Legends of Coaching Award. On October 5, 2001, Coach K was presented by his college coach Bob Knight as one of three members of the Naismith Memorial Basketball Hall of Fame class of 2001.

In 1992, *The Sporting News* named him the Sportsman of the Year, becoming the first college coach to win the honor. Krzyzewski received another prestigious honor in 2001 as he was named "America's Best Coach" — all coaches, any sport, any level of play — by *Time* magazine and CNN.

On the court, Coach K has averaged more than 25 wins a season during his career at Duke. The Blue Devils have won at least 30 games in nine of the past 19 seasons. He directed his teams to nine straight trips to the round of 16 from 1998-2006, as well as joining Wooden as the only coach to guide a team to the Final Four five consecutive years.

Krzyzewski added to his already impressive list of accomplishments on Sept. 26, 2005 when he was named head coach of the USA Basketball Men's Senior National Team program for 2006-2008. With Krzyzewski at the helm, Team USA won the gold medal at the 2008 Beijing Summer Olympics with a 118-107 victory over Spain. In the summer of 2007, he guided the USA squad to a gold medal victory and an unblemished 10-0 record in the FIBA Americas Championship. Krzyzewski was honored by USA Basketball at the National Coach of the Year in 2006, 2007 and 2008.

On July 21, 2009, he resumed his role as head coach of the USA Basketball Men's Senior National Team through 2012.

Coach K's Record at Duke

Year	Overall	ACC	Notes
1981	17-13	6-8 (t5th)	NIT Quarterfinals
1982	10-17	4-10 (t6th)	—
1983	11-17	3-11 (7th)	—
1984	24-10	7-7 (t3rd)	NCAA Tournament
1985	23-8	8-6 (t4th)	NCAA Tournament
1986	37-3	12-2 (1st)	NCAA Final Four (runnerup)
1987	24-9	9-5 (3rd)	NCAA Sweet Sixteen
1988	28-7	9-5 (3rd)	NCAA Final Four
1989	28-8	9-5 (t2nd)	NCAA Final Four
1990	29-9	9-5 (2nd)	NCAA Final Four (runnerup)
1991	32-7	11-3 (1st)	NCAA Champion
1992	34-2	14-2 (1st)	NCAA Champion
1993	24-8	10-6 (t3rd)	NCAA Tournament
1994	28-6	12-4 (1st)	NCAA Final Four (runnerup)
1995	9-3	0-1	out after back surgery
1996	18-13	8-8 (t4th)	NCAA Tournament
1997	24-9	12-4 (1st)	NCAA Tournament
1998	32-4	15-1 (1st)	NCAA Elite Eight
1999	37-2	16-0 (1st)	NCAA Final Four (runnerup)
2000	29-5	15-1 (1st)	NCAA Sweet Sixteen
2001	35-4	13-3 (t1st)	NCAA Champion
2002	31-4	13-3 (2nd)	NCAA Sweet Sixteen
2003	26-7	11-5 (3rd)	NCAA Sweet Sixteen
2004	31-6	13-3 (1st)	NCAA Final Four
2005	27-6	11-5 (3rd)	NCAA Sweet Sixteen
2006	32-4	14-2 (1st)	NCAA Sweet Sixteen
2007	22-11	8-8 (t6th)	NCAA Tournament
2008	28-6	13-3 (2nd)	NCAA Tournament
2009	30-7	11-5 (2nd)	NCAA Sweet Sixteen
2010	26-5	13-3 (t-1st)	-

Career Record: 859-279 (35th season)

Record at Duke: 786-220 (30th season)

ACC Record: 355-151 (regular season & tournament games)

Coaching Accomplishments

- Named head coach of the USA Basketball Senior National Team on July 21, 2009
- 2008 USA Basketball National Co-Coach of the Year
- 2007 USA Basketball National Co-Coach of the Year
- 2006 USA Basketball National Coach of the Year
- Led Team USA to an 8-0 record and the gold medal at the 2008 Beijing Olympics
- Guided the USA Basketball Senior National Team to a gold medal in the 2007 FIBA Americas Championship
- Named head coach of the USA Basketball Senior National Team on Sept. 26, 2005
- Naismith Memorial Basketball Hall of Fame - 2001
- America's Best Coach (*Time/CNN*) - 2001
- National Coach of the Year - 12 times, eight seasons (1986, 1989, 1991, 1992, 1997, 1999, 2000, 2001)
- John R. Wooden Legends of Coaching Award - 2000
- NCAA Champions - three times (1991, 1992, 2001)
- ACC Regular Season Champions - 11 times (1986, 1991, 1992, 1994, 1997, 1998, 1999, 2000, 2001, 2004, 2006)
- ACC Tournament Champions - 11 times (1986, 1988, 1992, 1999, 2000, 2001, 2002, 2003, 2005, 2006, 2009)
- Seven National Players of the Year
- Six National Defensive Players of the Year
- Nine ACC Players of the Year (seven different players)
- Number one national ranking in 13 different seasons (92 weeks overall; AP poll only)
- NABC District Coach of the Year - five times (1984, 1992, 1994, 1999, 2000)
- ACC Coach of the Year - five times (1984, 1986, 1997, 1999, 2000)
- NABC Coach of the Decade (1990s)
- Floor at Cameron Indoor Stadium dedicated Coach K Court on Nov. 17, 2000
- Assistant Coach - USA Olympic "Dream Team" - 1992
- President of NABC - 1998-99
- NCAA Appointed Basketball Issues Committee - 2000

Coach K's Milestone Wins

No.	Opponent (Date)	Score
1	vs. Lehigh (11/28/75)	56-29
100	vs. Clemson (2/24/1982)	73-72 (3OT)
200	vs. Alabama (12/13/1986)	76-67
300	vs. Richmond (3/16/1990)	81-46
400	at Iowa (12/22/1993)	79-76
500	vs. North Carolina (2/28/1998)	77-75
600	vs. North Carolina (3/11/2001)	82-80
700	vs. Toledo (12/12/2004)	82-54
800	at N.C. State (3/1/2008)	87-86

at Duke

1	vs. Stetson (11/29/1980)	67-49
100	at St. Joseph's (11/13/1986)	87-66
200	vs. West Virginia (3/18/1989)	70-63
300	vs. Northeastern (12/7/1992)	103-72
400	vs. Murray State (3/14/1997)	71-68
500	vs. Villanova (11/17/2000)	98-85
600	at Clemson (1/3/2004)	73-54
700	vs. Georgia Tech (2/18/2007)	71-62

Duke Basketball in the Polls

Charting Duke in the Polls (AP Only)

Total Polls Ranked	633
Top 10 Rankings	524
Longest Consecutive Polls Ranked	200
Current Streak	57

Years Ranked

Total Years	49
Consecutive Years	27
Current Streak	27

Final Poll

Total Polls	38
Top 10	29
High Rank	1 (seven times)

No. 1 Ranking

Total Rankings	111
Most No. 1 Weeks in Succession	18

Weeks Ranked By Ranking

First Ranked: Dec. 11, 1951 (No. 12)

Last Ranked: March 8, 2010 (No. 4)

Rank	Weeks
No. 1	111
No. 2	64
No. 3	64
No. 4	28
No. 5	40
No. 6	58
No. 7	44
No. 8	45
No. 9	34
No. 10	37
No. 11	15
No. 12	12
No. 13	16
No. 14	13
No. 15	11
No. 16	11
No. 17	11
No. 18	8
No. 19	8
No. 20	5
No. 21	2
No. 22	-
No. 23	-
No. 24	-
No. 25	-

The Duke basketball program has held a prominent spot in the national basketball scene since the beginning of the post-World War II era. The final national rankings are just one measuring stick in which the Blue Devils are among the elite in the history of the sport. In the Coach K era, which began in 1980-81, Duke has finished in the Associated Press top 25 a total of 22 seasons, including seven times as the No. 1 team in the nation. Here is a look at some of the notes from Duke and the rankings:

- Duke has been ranked No. 1 in either the AP or *USA Today*/ESPN coaches poll at some point in the season in 15 of the past 23 years.
- **Mike Krzyzewski** has spent more weeks ranked in the top 25 (446 weeks), top 10 (385) and at No. 1 (93) than any other active coach (AP poll only).
- Duke has been ranked No. 1 for 80 weeks since 1990, the most by any school in the nation. The next closest school is North Carolina at 49 weeks during the same time span.
- Duke has been No. 1 for 93 weeks (190 games, 166-24) in the AP poll since 1986.
- Of the 1,006 games coached at Duke by Krzyzewski, 862 of them have come as a ranked team (85.6 percent). Duke's record (under Coach K) as a ranked team is 705-157.
- Under Coach K, Duke has played more games as a No. 1 team (190) than it has as an unranked team (144).
- Duke has been ranked No. 1 in the nation 111 weeks overall, the second-highest figure in NCAA history behind only UCLA (134).
- Duke's 1991-92 team is one of only 12 in college basketball history to be ranked No. 1 the entire season.
- Duke has been ranked in 260 of the last 262 AP polls. The Blue Devils have been in the top 10 in 183 of the last 197 polls.
- With consecutive AP No. 1 finishes from 1999-2002, Duke became the first school in college basketball history to be ranked at the top of the final AP poll four straight years.

Regular Season Poll Titles

School	AP	Coaches	Total Titles	First	Last
UCLA	8	7	15	1964	1995
Duke	7	7	14	1986	2006
Kentucky	8	6	14	1949	2003
North Carolina	6	5	11	1957	2009
Indiana	3	5	8	1953	1993
DePaul	2	2	4	1980	1981
Houston	2	2	4	1968	1983
Michigan	2	2	4	1965	1977
Ohio State	3	2	5	1961	2007
San Francisco	2	2	4	1955	1956
UNLV	2	2	4	1987	1991
Kansas	1	2	3	1997	2008
Cincinnati	2	1	3	1960	1963
Arizona	1	1	2	1989	1989
Florida	0	2	2	2006	2007
Georgetown	1	1	2	1985	1985
Illinois	1	1	2	2005	2005
Indiana State	1	1	2	1979	1979
Kansas State	1	1	2	1959	1959
Massachusetts	1	1	2	1996	1996
N.C. State	1	1	2	1974	1974
Oklahoma	1	1	2	1990	1990
Stanford	1	1	2	2004	2004
Temple	1	1	2	1988	1988
West Virginia	1	1	2	1958	1958
Louisville	1	0	1	2009	2009
Arkansas	0	1	1	1994	1994
Bradley	1	0	1	1950	1950
California	0	1	1	1960	1960

No. 1 Devils

The Blue Devils have been ranked No. 1 in 14 different seasons under **Mike Krzyzewski**. The Blue Devils finished the season ranked No. 1 in the AP poll for four consecutive seasons (1999-2002), an unprecedented feat in college basketball history.

Seasons Ranked No. 1

Mike Krzyzewski	14
John Wooden	12
Dean Smith	10
Roy Williams	10
Adolph Rupp	9

Final No. 1 Rankings

Since 1986, Duke has claimed the No. 1 ranking in the final AP poll seven times, four more than the next closest team.

End Of Season No. 1 Rankings

Duke	7
North Carolina	3
UNLV	2
12 schools	1

More on No. 1 Rankings

Since the 1997-98 season, Duke has been ranked No. 1 in the AP poll 56 weeks, 22 more than the next closest team. The Blue Devils reached the top ranking seven consecutive seasons from 1998-2004, becoming just the second program in NCAA history to accomplish that feat. UCLA holds the record with 12 consecutive seasons being ranked No. 1 at some point (1964-75).

Top-ranked Teams (since 1997-98)

	Seasons Ranked No. 1	Weeks Ranked No. 1
Duke	9	56
North Carolina	5	34
Connecticut	5	27
Kansas	4	20
Arizona	3	18
Stanford	3	16
Illinois	1	15
Cincinnati	1	12
Florida	3	10
UCLA	1	6
Memphis	1	5
Wake Forest	2	3
Pittsburgh	1	3
Kentucky	2	2
Alabama	1	2
Michigan State	1	2
Ohio State	1	2
Texas	1	2
St. Joseph's	1	1
Wisconsin	1	1
Louisville	1	1
Tennessee	1	1
Syracuse	1	1

No. 1 Rankings (Since 1990)

Duke has been ranked No. 1 a total of 80 weeks since 1990, 31 more weeks than the next closest school (North Carolina).

Weeks Ranked No. 1 (since 1990)

Duke	80
North Carolina	49
Kansas	45
Connecticut	29
Arizona	18
UNLV	18
Stanford	16
Cincinnati	15
Illinois	15
Arkansas	11

ACC Schools at No. 1

Duke has earned 111 No. 1 rankings all-time. The Blue Devils' 111 top rankings are six more than the next closest ACC school (North Carolina).

Weeks Ranked No. 1 (ACC schools only)

Duke	111
North Carolina	105
N.C. State	13
Virginia	12
Wake Forest	3
Georgia Tech	1
Boston College	0
Clemson	0
Florida State	0
Maryland	0
Miami	0
Virginia Tech	0

Coach K at No. 1

Duke's **Mike Krzyzewski** has coached in 190 games with his Blue Devils as the nation's No. 1 team (AP poll only), compiling a 166-24 (.874) record. With a No. 1 ranking in the 2005-06 preseason poll, Coach K moved past John Wooden for most seasons ranked No. 1 in the country. His 190 games at No. 1 rank second all-time in NCAA history, as do his 166 victories. Overall, Duke has a 189-29 record as the nation's top-ranked team.

Coach	Games at No. 1	W-L
John Wooden	228	217-11
Mike Krzyzewski	190	166-24
Dean Smith	134	113-21
Adolph Rupp	118	100-18

Duke in the Rankings

Date	AP	ESPN/USA Today
Preseason	9	8
Nov. 16	9	8
Nov. 23	7	7
Nov. 30	6	5
Dec. 7	8	8
Dec. 14	7	7
Dec. 21	7	7
Dec. 28	7	7
Jan. 4	5	5
Jan. 11	8	7
Jan. 18	7	6
Jan. 25	8	7
Feb. 1	10	9
Feb. 8	8	7
Feb. 15	6	6
Feb. 22	5	5
March 1	4	4
March 8	4	4

Duke's Record When Ranked (AP)

Rk	W-L	Pct.
1	190-29	.868
2	110-16	.873
3	100-20	.833
4	44-8	.846
5	55-23	.705
6	96-28	.774
7	72-20	.782
8	68-16	.810
9	50-14	.781
10	36-13	.735
11	18-9	.667
12	18-6	.750
13	28-4	.875
14	15-4	.789
15	16-5	.762
16	10-9	.526
17	15-8	.652
18	7-4	.636
19	6-7	.462
20	8-0	1.000
21	2-1	.667
22	0-0	-
23	0-0	-
24	0-0	-
25	0-0	-
Total	964-244	.798

Duke's Record vs. Ranked (AP)

Rk	W-L	Pct.
1	8-21	.276
2	13-23	.361
3	12-22	.353
4	10-18	.357
5	9-18	.333
6	13-7	.650
7	14-15	.483
8	9-16	.360
9	13-14	.481
10	8-7	.533
11	14-12	.538
12	12-5	.706
13	16-9	.640
14	17-8	.680
15	10-8	.529
16	8-6	.571
17	11-8	.579
18	10-8	.556
19	9-7	.563
20	9-9	.500
21	6-1	.857
22	5-3	.625
23	8-2	.800
24	5-2	.714
25	2-0	1.000
Total	251-249	.502

2009-10 Duke Basketball Rosters

Alphabetical

NO	NAME	POS	HT	WT	CL-EXP	HOMETOWN (HIGH SCHOOL)
3	Seth Curry	G	6-1	175	SO-TR	Charlotte, N.C. (Charlotte Christian)
41	Jordan Davidson	G	6-1	180	GR-4L*	Melbourne, Ark. (Blair Academy [N.J.])
20	Andre Dawkins	G	6-4	190	FR-HS	Chesapeake, Va. (Atlantic Shores Christian)
51	Steve Johnson	F	6-5	210	JR-3L*	Colorado Springs, Colo. (Cheyenne Mountain)
34	Ryan Kelly	F	6-10	220	FR-HS	Raleigh, N.C. (Ravenscroft)
53	Casey Peters	G	6-4	185	JR-HS	Red Bank, N.J. (Red Bank Regional)
5	Mason Plumlee	F	6-10	230	FR-HS	Warsaw, Ind. (Christ School [N.C.])
21	Miles Plumlee	F	6-10	240	SO-1L	Warsaw, Ind. (Christ School [N.C.])
30	Jon Scheyer	G	6-5	190	SR-3L	Northbrook, Ill. (Glenbrook North)
12	Kyle Singler	F	6-8	230	JR-2L	Medford, Ore. (South Medford)
2	Nolan Smith	G	6-2	185	JR-2L	Upper Marlboro, Md. (Oak Hill Academy [Va.])
42	Lance Thomas	F	6-8	225	SR-3L	Scotch Plains, N.J. (St. Benedict's Prep)
52	Todd Zafirovski	F	6-8	240	FR-HS	Lake Forest, Ill. (Lake Forest Academy)
55	Brian Zoubek	C	7-1	260	SR-3L	Haddonfield, N.J. (Haddonfield Memorial)

Numerical

NO	NAME	POS	HT	WT	CL-EXP	HOMETOWN (HIGH SCHOOL)
2	Nolan Smith	G	6-2	185	JR-2L	Upper Marlboro, Md. (Oak Hill Academy [Va.])
3	Seth Curry	G	6-1	175	SO-TR	Charlotte, N.C. (Charlotte Christian)
5	Mason Plumlee	F	6-10	230	FR-HS	Warsaw, Ind. (Christ School [N.C.])
12	Kyle Singler	F	6-8	230	JR-2L	Medford, Ore. (South Medford)
20	Andre Dawkins	G	6-4	190	FR-HS	Chesapeake, Va. (Atlantic Shores Christian)
21	Miles Plumlee	F	6-10	240	SO-1L	Warsaw, Ind. (Christ School [N.C.])
30	Jon Scheyer	G	6-5	190	SR-3L	Northbrook, Ill. (Glenbrook North)
34	Ryan Kelly	F	6-10	220	FR-HS	Raleigh, N.C. (Ravenscroft)
41	Jordan Davidson	G	6-1	180	GR-4L*	Melbourne, Ark. (Blair Academy [N.J.])
42	Lance Thomas	F	6-8	225	SR-3L	Scotch Plains, N.J. (St. Benedict's Prep)
51	Steve Johnson	F	6-5	210	JR-3L*	Colorado Springs, Colo. (Cheyenne Mountain)
52	Todd Zafirovski	F	6-8	240	FR-HS	Lake Forest, Ill. (Lake Forest Academy)
53	Casey Peters	G	6-4	185	JR-HS	Red Bank, N.J. (Red Bank Regional)
55	Brian Zoubek	C	7-1	260	SR-3L	Haddonfield, N.J. (Haddonfield Memorial)

* lettered during redshirt season

Duke Staff

Head Coach: Mike Krzyzewski (Army, '69)

Associate Head Coach: Steve Wojciechowski (Duke, '98)

Associate Head Coach: Chris Collins (Duke, '96)

Assistant Coach: Nate James (Duke, '01)

Pronunciations

Mike KRZYZEWSKI.....Sha-shef-skee
 Jon SCHEYERShyer
 Todd ZAFIROVSKIZaf-er-ov-skee
 Brian ZOUBEKZoo-bek

2009-10 Duke Statistics

Overall Record: 26-5 (Home: 17-0; Road: 5-5; Neutral: 4-0)

ACC Record: 13-3 (Home: 8-0; Road: 5-3)

Non-Conference: 13-2 (Home: 9-0; Road: 0-2; Neutral: 4-0)

Overall Statistics (26-5)

##	Player	GP	GS	TOTAL			3-PTS			REBOUNDS				PF	DQ	Ast	TO	Blk	Stl	Pts	PPG					
				Min	MPG	FG	A	Pct	FG	A	Pct	FT	A									Pct	OR	DR	TR	RPG
30	Jon Scheyer	31	31	1131	36.5	172	421	.409	89	223	.399	152	171	.889	25	84	109	3.5	41	0	162	54	7	51	585	18.9
02	Nolan Smith	29	29	1024	35.3	180	410	.439	46	114	.404	105	133	.789	29	51	80	2.8	53	0	86	50	8	36	511	17.6
12	Kyle Singler	31	31	1107	35.7	175	427	.410	64	166	.386	120	153	.784	69	142	211	6.8	70	1	72	59	27	35	534	17.2
21	Miles Plumlee	31	24	520	16.8	69	120	.575	1	1	1.000	34	51	.667	55	105	160	5.2	86	3	12	39	24	18	173	5.6
55	Brian Zoubek	31	7	530	17.1	70	110	.636	0	0	.000	28	56	.500	108	119	227	7.3	104	6	27	37	24	21	168	5.4
20	Andre Dawkins	29	0	401	13.8	49	122	.402	33	85	.388	24	30	.800	6	33	39	1.3	26	0	13	10	2	11	155	5.3
42	Lance Thomas	31	30	768	24.8	55	121	.455	0	0	.000	45	57	.789	72	82	154	5.0	93	4	28	43	7	17	155	5.0
05	Mason Plumlee	25	1	370	14.8	42	93	.452	2	7	.286	20	38	.526	30	49	79	3.2	63	1	24	29	21	14	106	4.2
13	Olek Czyz	6	2	61	10.2	7	12	.583	1	4	.250	0	0	.000	4	8	12	2.0	4	0	5	3	0	2	15	2.5
34	Ryan Kelly	29	0	208	7.2	16	44	.364	5	18	.278	2	4	.500	5	31	36	1.2	33	0	12	8	14	8	39	1.3
51	Steve Johnson	13	0	24	1.8	1	3	.333	0	0	.000	3	4	.750	1	2	3	0.2	0	0	0	0	0	2	5	0.4
41	Jordan Davidson	16	0	48	3.0	0	4	.000	0	1	.000	6	10	.600	3	2	5	0.3	5	0	3	2	0	1	6	0.4
53	Casey Peters	7	0	8	1.1	0	0	.000	0	0	.000	0	0	.000	0	1	1	0.1	0	0	0	1	0	0	0	0.0
TM	TEAM														54	50	104	3.5	0		10				0	
	Total	31				836	1887	.443	241	619	.389	539	707	.762	461	759	1220	39.4	578	15	444	345	134	216	2452	79.1
	Opponents	31				697	1726	.404	115	423	.272	408	601	.679	373	658	1031	33.3	616	-	341	464	121	166	1917	61.8

SCORE BY PERIODS:	1st	2nd	Total
Duke	1,214	1,238	2,452
Opponents	908	1,009	1,917

DEADBALL REBOUNDS:	OFF	DEF	TOTAL
Duke	75	12	87
Opponents	78	24	102

Conference Statistics (13-3)

##	Player	GP	GS	TOTAL			3-PTS			REBOUNDS				PF	DQ	Ast	TO	Blk	Stl	Pts	PPG					
				Min	MPG	FG	A	Pct	FG	A	Pct	FT	A									Pct	OR	DR	TR	RPG
30	Jon Scheyer	16	16	602	37.6	88	232	.379	45	123	.366	78	91	.857	12	40	52	3.3	23	0	73	34	2	30	299	18.7
12	Kyle Singler	16	16	606	37.9	95	231	.411	39	94	.415	64	84	.762	41	65	106	6.6	35	0	27	30	14	19	293	18.3
02	Nolan Smith	16	16	590	36.9	95	221	.430	20	62	.323	64	80	.800	15	29	44	2.8	35	0	47	26	3	18	274	17.1
55	Brian Zoubek	16	6	293	18.3	30	49	.612	0	0	.000	14	26	.538	55	63	118	7.4	60	3	15	17	14	12	74	4.6
21	Miles Plumlee	16	10	246	15.4	27	49	.551	1	1	1.000	14	21	.667	26	43	69	4.3	45	1	2	17	5	9	69	4.3
42	Lance Thomas	16	16	400	25.0	22	54	.407	0	0	.000	20	26	.769	37	44	81	5.1	49	3	15	21	3	10	64	4.0
05	Mason Plumlee	16	0	245	15.3	25	56	.446	1	4	.250	11	24	.458	22	31	53	3.3	39	1	14	19	11	6	62	3.9
20	Andre Dawkins	14	0	140	10.0	10	35	.286	6	23	.261	6	9	.667	0	11	11	0.8	10	0	3	5	0	5	32	2.3
51	Steve Johnson	4	0	5	1.3	1	1	1.000	0	0	.000	0	0	.000	0	1	1	0.3	0	0	0	0	0	1	2	0.5
34	Ryan Kelly	15	0	56	3.7	2	7	.286	1	4	.250	1	2	.500	2	8	10	0.7	13	0	2	4	0	0	6	0.4
41	Jordan Davidson	6	0	16	2.7	0	3	.000	0	1	.000	1	2	.500	0	1	1	0.2	3	0	0	1	0	1	1	0.2
53	Casey Peters	2	0	1	0.5	0	0	.000	0	0	.000	0	0	.000	0	0	0	0.0	0	0	0	0	0	0	0	0.0
TM	TEAM														27	27	54	3.4	0		5				0	
	Total	16				395	938	.421	113	312	.362	273	365	.748	237	363	600	37.5	312	8	198	179	52	111	1176	73.5
	Opponents	16				353	857	.412	50	201	.249	235	332	.708	193	344	537	33.6	319	-	161	232	66	87	991	61.9

SCORE BY PERIODS:	1st	2nd	Total
Duke	583	593	1,176
Opponents	470	521	991

DEADBALL REBOUNDS:	OFF	DEF	TOTAL
Duke	37	10	47
Opponents	35	17	52

Home Statistics (17-0)

##	Player	GP	GS	TOTAL			3-PTS			REBOUNDS			PF	DQ	Ast	TO	Blk	Stl	Pts	PPG						
				Min	MPG	FG	A	Pct	FG	A	Pct	FT									A	Pct	OR	DR	TR	RPG
02	Nolan Smith	15	15	507	33.8	95	208	.457	24	52	.462	65	81	.802	12	24	36	2.4	20	0	56	23	3	23	279	18.6
30	Jon Scheyer	17	17	600	35.3	89	210	.424	52	119	.437	86	95	.905	10	47	57	3.4	20	0	100	26	4	19	316	18.6
12	Kyle Singler	17	17	585	34.4	104	232	.448	40	92	.435	66	85	.776	40	81	121	7.1	32	0	39	28	17	22	314	18.5
55	Brian Zoubek	17	4	300	17.6	55	74	.743	0	0	.000	20	38	.526	70	79	149	8.8	57	4	15	20	15	9	130	7.6
21	Miles Plumlee	17	13	308	18.1	50	81	.617	0	0	.000	26	35	.743	38	64	102	6.0	43	0	9	25	14	10	126	7.4
20	Andre Dawkins	16	0	239	14.9	31	82	.378	20	54	.370	14	19	.737	4	20	24	1.5	17	0	8	3	2	10	96	6.0
42	Lance Thomas	17	16	411	24.2	30	63	.476	0	0	.000	25	32	.781	41	40	81	4.8	47	1	18	24	2	10	85	5.0
05	Mason Plumlee	13	1	179	13.8	22	53	.415	1	4	.250	14	25	.560	14	22	36	2.8	33	1	14	14	11	7	59	4.5
13	Olek Czyz	5	2	60	12.0	7	12	.583	1	4	.250	0	0	.000	4	8	12	2.4	4	0	5	3	0	2	15	3.0
34	Ryan Kelly	17	0	147	8.6	14	36	.389	4	12	.333	1	2	.500	5	24	29	1.7	18	0	10	7	10	8	33	1.9
41	Jordan Davidson	12	0	38	3.2	0	4	.000	0	1	.000	5	8	.625	2	2	4	0.3	3	0	2	2	0	1	5	0.4
51	Steve Johnson	9	0	18	2.0	0	1	.000	0	0	.000	3	4	.750	0	2	2	0.2	0	0	0	0	0	1	3	0.3
53	Casey Peters	7	0	8	1.1	0	0	.000	0	0	.000	0	0	.000	0	1	1	0.1	0	0	0	1	0	0	0	0.0
TM	TEAM																									
	Total	17				497	1056	.471	142	338	.420	325	424	.767	263	440	703	41.4	294	6	276	180	78	122	1461	85.9
	Opponents	17				372	981	.379	65	245	.265	203	308	.659	226	342	568	33.4	356	-	181	268	52	92	1012	59.5

Road Statistics (5-5)

##	Player	GP	GS	TOTAL			3-PTS			REBOUNDS			PF	DQ	Ast	TO	Blk	Stl	Pts	PPG						
				Min	MPG	FG	A	Pct	FG	A	Pct	FT									A	Pct	OR	DR	TR	RPG
30	Jon Scheyer	10	10	380	38.0	56	149	.376	28	79	.354	43	51	.843	11	24	35	3.5	15	0	39	20	2	25	183	18.3
12	Kyle Singler	10	10	386	38.6	56	144	.389	20	56	.357	45	56	.804	20	35	55	5.5	26	1	22	22	8	9	177	17.7
02	Nolan Smith	10	10	367	36.7	57	138	.413	16	47	.340	28	37	.757	14	18	32	3.2	25	0	22	16	2	8	158	15.8
42	Lance Thomas	10	10	252	25.2	17	41	.415	0	0	.000	10	14	.714	21	27	48	4.8	31	2	8	13	2	3	44	4.4
20	Andre Dawkins	9	0	105	11.7	11	21	.524	9	19	.474	3	4	.750	1	9	10	1.1	7	0	3	5	0	1	34	3.8
05	Mason Plumlee	10	0	157	15.7	16	28	.571	0	1	.000	4	11	.364	12	24	36	3.6	24	0	8	13	7	7	36	3.6
21	Miles Plumlee	10	7	150	15.0	15	29	.517	1	1	1.000	3	7	.429	10	28	38	3.8	27	1	2	11	5	6	34	3.4
55	Brian Zoubek	10	3	164	16.4	10	23	.435	0	0	.000	7	15	.467	23	28	51	5.1	33	0	9	11	7	9	27	2.7
51	Steve Johnson	1	0	2	2.0	1	1	1.000	0	0	.000	0	0	.000	0	0	0	0.0	0	0	0	0	0	1	2	2.0
41	Jordan Davidson	1	0	3	3.0	0	0	.000	0	0	.000	1	2	.500	0	0	0	0.0	0	0	0	0	0	0	1	1.0
34	Ryan Kelly	8	0	34	4.3	0	3	.000	0	3	.000	1	2	.500	0	3	3	0.4	11	0	2	1	0	0	1	0.1
TM	TEAM																									
	Total	10				239	577	.414	74	206	.359	145	199	.729	133	212	345	34.5	199	4	115	115	33	69	697	69.7
	Opponents	10				244	529	.461	45	142	.317	154	203	.759	99	222	321	32.1	184	-	123	129	49	52	687	68.7

Neutral Statistics (4-0)

##	Player	GP	GS	TOTAL			3-PTS			REBOUNDS			PF	DQ	Ast	TO	Blk	Stl	Pts	PPG						
				Min	MPG	FG	A	Pct	FG	A	Pct	FT									A	Pct	OR	DR	TR	RPG
30	Jon Scheyer	4	4	151	37.8	27	62	.435	9	25	.360	23	25	.920	4	13	17	4.3	6	0	23	8	1	7	86	21.5
02	Nolan Smith	4	4	150	37.5	28	64	.438	6	15	.400	12	15	.800	3	9	12	3.0	8	0	8	11	3	5	74	18.5
12	Kyle Singler	4	4	136	34.0	15	51	.294	4	18	.222	9	12	.750	9	26	35	8.8	12	0	11	9	2	4	43	10.8
42	Lance Thomas	4	4	105	26.3	8	17	.471	0	0	.000	10	11	.909	10	15	25	6.3	15	1	2	6	3	4	26	6.5
20	Andre Dawkins	4	0	57	14.3	7	19	.368	4	12	.333	7	7	1.000	1	4	5	1.3	2	0	2	2	0	0	25	6.3
05	Mason Plumlee	2	0	34	17.0	4	12	.333	1	2	.500	2	2	1.000	4	3	7	3.5	6	0	2	2	3	0	11	5.5
21	Miles Plumlee	4	4	62	15.5	4	10	.400	0	0	.000	5	9	.556	7	13	20	5.0	16	2	1	3	5	2	13	3.3
55	Brian Zoubek	4	0	66	16.5	5	13	.385	0	0	.000	1	3	.333	15	12	27	6.8	14	2	3	6	2	3	11	2.8
34	Ryan Kelly	4	0	27	6.8	2	5	.400	1	3	.333	0	0	.000	0	4	4	1.0	4	0	0	0	4	0	5	1.3
51	Steve Johnson	3	0	4	1.3	0	1	.000	0	0	.000	0	0	.000	1	0	1	0.3	0	0	0	0	0	0	0	0.0
13	Olek Czyz	1	0	1	1.0	0	0	.000	0	0	.000	0	0	.000	0	0	0	0.0	0	0	0	0	0	0	0	0.0
41	Jordan Davidson	3	0	7	2.3	0	0	.000	0	0	.000	0	0	.000	1	0	1	0.3	2	0	1	0	0	0	0	0.0
TM	TEAM																									
	Total	4				100	254	.394	25	75	.333	69	84	.821	65	107	172	43.0	85	5	53	50	23	25	294	73.5
	Opponents	4				81	216	.375	5	36	.139	51	90	.567	48	94	142	35.5	76	-	37	67	20	22	218	54.5

2009-10 Duke Boxscores

[9/8] Duke 96, UNC Greensboro 62 Game 1 • November 13, 2009 • Durham, N.C.

Duke	FG	3FG	FT	REB	PF	TP	A TO	B	S	Min	
Czyz	f 3-3	0-0	0-0	3-6	3	6	3 1	0	2	24	
Plumlee	f 4-10	0-0	2-4	5-4-9	2	10	0 3	3	1	24	
Thomas	f 4-6	0-0	4-4	2-5-7	3	12	2 5	0	1	29	
Singler	g 9-15	2-5	0-0	0-5-5	2	20	2 2	2	1	38	
Scheyer	g 5-10	2-7	6-7	0-3-3	0	18	4 0	0	0	37	
Dawkins	3-6	2-4	0-0	1-2-3	4	8	2 0	1	0	15	
Kelly	3-5	1-2	1-2	1-2-3	1	8	1 0	1	0	13	
Johnson	0-0	0-0	0-0	0-0-0	0	0	0 0	0	0	3	
Peters	0-0	0-0	0-0	0-1-1	0	0	0 0	0	0	1	
Zoubek	6-7	0-0	2-3	3-4-7	3	14	2 2	1	2	16	
TEAM				0-0-0							
Totals	37-62	7-18	15-20	15-29-44	18	96	16 13	8	8	200	
Pct.	59.7	38.9	75.0	DB: 2							

FG's (1st half: 18-30, 60.0; 2nd half: 19-32, 59.4)
3FG's (1st half: 4-10, 40.0; 2nd half: 3-8, 37.5)
FT's (1st half: 8-11, 72.7; 2nd half: 7-9, 77.8)

UNC G	FG	3FG	FT	REB	PF	TP	A TO	B	S	Min	
Stywall	f 7-16	0-0	5-6	5-3-8	3	19	1 1	0	1	30	
Brown	f 3-5	0-0	0-1	1-2-3	4	6	2 2	1	0	20	
Randall	g 3-7	1-1	2-4	0-0-1	0	9	4 5	0	1	31	
Evans	g 0-6	0-2	1-2	2-2-4	3	1	3 2	0	0	22	
Koivisto	g 2-7	2-7	2-2	0-0-0	2	8	0 0	0	0	30	
Van Dussen	1-3	0-0	0-1	0-0-0	3	2	1 0	0	0	20	
Smith	0-0	0-0	0-0	0-0-0	0	0	0 0	0	0	1	
Toney	2-4	1-2	0-2	1-0-1	1	5	1 1	0	0	14	
Sellers	2-3	0-0	0-0	0-1-1	2	4	0 3	0	1	10	
Cole	4-8	0-0	0-0	1-1-2	1	8	0 0	0	0	18	
Jackson	0-1	0-0	0-0	0-0-0	1	0	0 0	0	0	4	
TEAM				3-3-6							
Totals	24-60	4-12	10-18	13-13-26	20	62	12 14	1	5	200	
Pct.	40.0	33.3	55.6	DB: 2							

FG's (1st half: 11-26, 42.3; 2nd half: 13-34, 38.2)
3FG's (1st half: 1-6, 16.7; 2nd half: 3-6, 50.0)
FT's (1st half: 4-8, 50.0; 2nd half: 6-10, 60.0)

Officials: Mike Wood, Dan Stryfeler, Jamie Luckie
Attendance: 9,314 • Technical Fouls: None.

Score by Periods	1st	2nd	Total
Duke	48	48	96
UNC Greensboro	27	35	62

[9/8] Duke 74, Coastal Carolina 49 Game 2 • November 16, 2009 • Durham, N.C.

Duke	FG	3FG	FT	REB	PF	TP	A TO	B	S	Min	
Singler	f 8-14	2-5	5-5	4-7-11	1	23	1 2	2	0	36	
Czyz	f 1-3	0-1	0-0	1-4-5	1	2	1 2	0	0	13	
Plumlee	f 4-5	0-0	2-2	2-4-6	4	10	0 2	1	0	24	
Thomas	f 3-7	0-0	3-4	1-2-3	3	9	2 5	0	1	26	
Scheyer	g 1-5	1-2	7-7	0-2-2	2	10	5 0	0	0	37	
Dawkins	5-14	3-11	0-0	1-1-2	2	13	3 0	0	1	25	
Kelly	0-4	0-4	0-0	0-3-3	2	0	2 0	2	1	17	
Davidson	0-0	0-0	1-2	0-0-0	0	1	0 0	0	0	3	
Johnson	0-0	0-0	2-2	0-0-0	0	2	0 0	0	0	3	
Zoubek	2-2	0-0	0-2	3-2-5	2	4	0 1	0	1	16	
TEAM				1-2-3							
Totals	24-54	6-23	20-24	13-27-40	17	74	14 12	5	4	200	
Pct.	44.4	26.1	83.3	DB: 2							

FG's (1st half: 12-29, 41.4; 2nd half: 12-25, 48.0)
3FG's (1st half: 3-11, 27.3; 2nd half: 3-12, 25.0)
FT's (1st half: 6-7, 85.7; 2nd half: 14-17, 82.4)

C. Carolina	FG	3FG	FT	REB	PF	TP	A TO	B	S	Min	
Harris	f 2-9	0-0	2-2	3-4-7	1	6	0 1	0	1	27	
McLaurin	f 2-7	0-0	0-0	3-5-8	2	4	1 0	1	0	27	
Johnson	g 3-8	1-4	0-0	2-1-3	3	7	2 4	0	1	27	
Edwards	g 3-11	2-5	4-6	2-3-5	4	12	0 3	0	1	29	
Greenwood	g 2-8	0-0	0-2	1-2-3	2	4	3 4	0	1	38	
Moore	2-7	2-6	1-2	0-0-0	2	7	1 0	0	0	17	
Evans	0-1	0-1	0-0	1-2-3	2	0	0 0	0	0	10	
Lee	1-1	1-1	1-2	0-0-0	0	4	0 0	0	0	1	
Griffin	0-0	0-0	0-0	0-0-0	0	0	0 0	0	0	1	
Pack	1-4	0-0	3-5	1-0-1	2	5	1 2	0	1	23	
TEAM				2-2-4							
Totals	16-56	6-17	11-19	15-19-34	18	49	8 14	1	5	200	
Pct.	28.6	35.3	57.9	DB: 2							

FG's (1st half: 8-30, 26.7; 2nd half: 8-26, 30.8)
3FG's (1st half: 2-8, 25.0; 2nd half: 4-9, 44.4)
FT's (1st half: 1-2, 50.0; 2nd half: 10-17, 58.8)

Officials: Doug Simons, Joe Lindsay, Dwayne Gladden
Attendance: 9,314 • Technical Fouls: None.

Score by Periods	1st	2nd	Total
Duke	33	41	74
Coastal Carolina	19	30	49

[9/8] Duke 101, Charlotte 59 Game 3 • November 17, 2009 • Durham, N.C.

Duke	FG	3FG	FT	REB	PF	TP	A TO	B	S	Min	
Singler	f 5-12	3-4	4-6	1-2-3	13	17	2 1	1	0	26	
Plumlee	f 7-11	0-0	1-2	1-10-11	1	15	2 2	1	2	24	
Thomas	f 0-2	0-0	1-2	1-0-1	4	1	2 0	0	0	16	
Smith	g 9-15	2-3	4-4	2-3-5	1	24	5 3	0	2	32	
Scheyer	g 7-13	4-7	2-4	2-4-6	2	20	5 0	1	2	29	
Czyz	2-3	1-2	0-0	0-1-1	0	5	0 0	0	0	11	
Dawkins	1-4	1-3	2-2	0-3-3	1	5	1 1	0	0	21	
Kelly	2-3	1-2	0-0	0-2-2	2	5	2 0	1	0	16	
Davidson	0-0	0-0	0-0	0-0-0	0	0	1 1	0	0	6	
Johnson	0-0	0-0	0-0	0-0-0	0	0	0 0	0	0	2	
Peters	0-0	0-0	0-0	0-0-0	0	0	0 0	0	0	1	
Zoubek	4-7	0-0	1-4	8-5-13	4	9	1 1	0	1	16	
TEAM				0-1-1							
Totals	37-70	12-21	15-24	15-31-46	18	101	21 9	4	7	200	
Pct.	52.9	57.1	62.5	DB: 4.1							

FG's (1st half: 23-45, 51.1; 2nd half: 14-25, 56.0)
3FG's (1st half: 7-13, 53.8; 2nd half: 5-8, 62.5)
FT's (1st half: 4-6, 66.7; 2nd half: 11-18, 61.1)

Charlotte	FG	3FG	FT	REB	PF	TP	A TO	B	S	Min	
Spears	f 2-9	0-0	2-2	3-4-7	1	6	0 1	0	1	27	
Jones	c 2-7	0-0	0-0	3-5-8	2	4	1 0	1	0	27	
Green	g 3-8	1-4	0-0	2-1-3	3	7	2 4	0	1	27	
Harris	g 3-11	2-5	4-6	2-3-5	4	12	0 3	0	1	29	
Coleman	g 2-8	0-0	0-2	1-2-3	2	4	3 4	0	1	38	
Barnett	2-7	2-6	1-2	0-0-0	2	7	1 0	0	0	17	
Sherrill	0-1	0-1	0-0	1-2-3	2	0	0 0	0	0	10	
Parks	1-1	1-1	1-2	0-0-0	0	4	0 0	0	0	1	
Andersen	0-0	0-0	0-0	0-0-0	0	0	0 0	0	0	1	
Lewis	1-4	0-0	3-5	1-0-1	2	5	1 2	0	1	23	
Church	0-1	0-1	0-0	0-0-0	0	0	0 0	0	0	2	
Sirin	2-5	1-2	0-0	0-1-1	3	5	0 0	0	0	11	
Bowden	1-6	1-6	2-2	0-1-1	2	5	0 0	0	0	14	
Dewhurst	0-1	0-0	0-0	1-1-2	1	0	0 0	0	0	11	
Braswell	3-5	0-0	0-1	3-6-9	3	6	0 3	0	0	18	
TEAM				2-0-2							
Totals	20-59	5-21	14-21	12-22-34	20	59	6 17	0	4	200	
Pct.	33.9	23.8	66.7	DB: 2.1							

FG's (1st half: 10-28, 35.7; 2nd half: 10-31, 32.3)
3FG's (1st half: 3-10, 30.0; 2nd half: 2-11, 18.2)
FT's (1st half: 4-8, 50.0; 2nd half: 10-13, 76.9)

Officials: Bob Donato, Pat Driscoll, Mike Stuart
Attendance: 9,314 • Technical Fouls: None.

Score by Periods	1st	2nd	Total
Duke	57	44	101
Charlotte	27	32	59

[9/8] Duke 104, Radford 67 Game 4 • November 21, 2009 • Durham, N.C.

Duke	FG	3FG	FT	REB	PF	TP	A TO	B	S	Min
Singler	f 4-13	3-8	2-2	3-4-7	1	13	7 2	1	1	30
Plumlee	f 5-8	0-0	2-2	2-9-11	4	12	1 1	0	2	23
Thomas	f 2-4	0-0	0-0	1-3-4	2	4	0 0	0	0	20
Smith	g 6-12	4-7	4-4	0-3-3	1	20	7 3	0	0	27
Scheyer	g 5-9	4-7	4-4	0-0-0	0	18	7 0	0	0	28
Czyz	1-3	0-1	0-0	0-0-0	0	2	1 0	0	0	10
Dawkins	7-9	6-8	0-0	0-0-0	0	20	0 0	1	3	22
Kelly	4-8	1-1	0-0	1-4-5	4	9	1 1	2	2	18
Davidson	0-1	0-0	2-2	1-1-2	0	2	0 0	0	0	4
Johnson	0-1	0-0	0-0	0-0-0	0	0	0 0	0	0	2
Peters	0-0	0-0	0-0	0-0-0	0	0	0 0	0	0	2

2009-10 Duke Boxscores

[6/5] Duke 69, Wisconsin 73

Game 7 • December 2, 2009 • Madison, Wis.

Duke	FG	3FG	FT	REB	PF	TP	A TO	B	S	Min
Singler f	10-17	1-4	7-7	1-5-6	3	28	3	1	1	40
Mi. Plumlee f	3-3	0-0	0-1	1-5-6	2	6	1	2	1	0
Thomas f	0-2	0-0	0-0	1-1-2	2	0	0	1	1	0
Smith g	5-17	1-2	2-2	2-3-5	3	13	2	2	0	0
Scheyer g	2-7	0-3	6-6	0-3-3	1	10	4	1	0	1
Ma. Plumlee	0-1	0-1	0-0	1-1-2	3	0	0	1	0	0
Dawkins	4-4	4-4	0-0	1-3-4	0	12	0	0	0	0
Zoubek	0-2	0-0	0-0	1-3-4	4	0	1	1	0	0
TEAM				0-0-0						
Totals	24-53	6-14	15-16	8-24-32	18	69	11	11	3	2 200
Pct.	45.3	42.9	93.8	DB: 0						

FG's (1st half: 13-27, 48.1; 2nd half: 11-26, 42.3)
 3FG's (1st half: 1-5, 20.0; 2nd half: 5-9, 55.6)
 FT's (1st half: 5-6, 83.3; 2nd half: 10-10, 100.0)

Wisconsin	FG	3FG	FT	REB	PF	TP	A TO	B	S	Min
Leuer f	6-14	1-3	4-8	2-5-7	1	17	1	0	1	33
Nankivill f	3-5	2-2	0-1	2-2-4	4	8	5	1	1	26
Hughes g	9-16	4-7	4-4	0-2-2	3	26	2	0	1	1
Bohannon g	3-9	0-6	4-4	0-4-4	0	10	4	0	0	0
Jarmusz g	1-2	1-2	0-0	0-1-1	2	3	0	0	0	0
Evans	1-6	0-0	0-0	4-4-8	1	2	1	1	2	0
Taylor	2-6	0-0	1-1	2-2-4	2	5	4	2	1	22
Brusewitz	0-0	0-0	0-0	0-1-1	1	0	0	0	0	0
Berggren	1-1	0-0	0-0	0-1-1	0	2	0	0	0	0
TEAM				2-0-2						
Totals	26-59	8-20	13-18	12-22-34	14	73	17	5	6	4 200
Pct.	44.1	40.0	72.2	DB: 3						

FG's (1st half: 16-30, 53.3; 2nd half: 10-29, 34.5)
 3FG's (1st half: 5-11, 45.5; 2nd half: 3-9, 33.3)
 FT's (1st half: 1-4, 25.0; 2nd half: 12-14, 85.7)

Officials: Steve Welmer, Jim Burr, JD Collins
 Attendance: 17,230 • Technical Fouls: none

Score by Periods	1st	2nd	Total
Duke	32	37	69
Wisconsin	38	35	73

[6/5] Duke 80, St. John's 71

Game 8 • December 5, 2009 • Durham, N.C.

Duke	FG	3FG	FT	REB	PF	TP	A TO	B	S	Min
Ma. Plumlee f	1-3	0-0	2-2	1-1-2	0	4	1	1	0	0
Singler f	6-18	1-3	4-7	1-7-8	1	17	3	1	0	4
Mi. Plumlee f	1-1	0-0	0-0	2-2-4	1	2	0	3	1	0
Smith g	5-11	2-3	4-5	0-0-0	1	16	3	0	0	0
Scheyer g	4-14	2-8	5-5	3-0-3	0	15	6	0	2	0
Dawkins	1-5	0-3	0-0	0-3-3	2	2	0	0	0	1
Kelly	1-1	0-0	0-0	0-3-3	0	2	0	0	1	1
Thomas	5-7	0-0	0-1	4-4-8	3	11	1	0	0	0
Zoubek	4-5	0-0	3-4	3-4-7	4	11	1	3	1	0
TEAM				3-0-3						
Totals	28-65	5-17	19-24	17-24-41	12	80	15	8	5	6 200
Pct.	43.1	29.4	79.2	DB: 2,1						

FG's (1st half: 16-37, 43.2; 2nd half: 12-28, 42.9)
 3FG's (1st half: 3-10, 30.0; 2nd half: 2-7, 28.6)
 FT's (1st half: 5-7, 71.4; 2nd half: 14-17, 82.4)

St. John's	FG	3FG	FT	REB	PF	TP	A TO	B	S	Min
Evans f	8-13	0-0	1-6	3-3-6	5	17	1	2	0	0
Burrell f	1-2	0-0	0-0	0-0-0	0	2	0	0	0	0
Kennedy g	5-10	3-6	5-5	2-2-4	2	18	9	1	0	0
Boothe g	3-5	1-2	0-0	0-1-1	4	7	2	2	0	0
Horne g	4-9	1-3	0-0	0-4-4	1	9	1	3	0	1
Lawrence	1-2	0-0	0-0	0-0-0	4	2	0	1	0	0
Hardy	3-8	1-5	0-0	1-3-4	0	7	0	1	0	1
Coker	2-2	0-0	1-2	2-4-6	2	5	0	1	3	0
Stith	0-1	0-0	0-0	0-1-1	0	0	0	0	0	0
Brownlee	2-5	0-2	0-0	0-2-2	1	4	1	1	0	1
TEAM				0-3-3						
Totals	29-57	6-18	7-13	8-23-31	19	71	14	13	3	3 200
Pct.	50.9	33.3	53.8	DB: 3						

FG's (1st half: 11-26, 42.3; 2nd half: 18-31, 58.1)
 3FG's (1st half: 1-4, 25.0; 2nd half: 5-14, 35.7)
 FT's (1st half: 1-4, 25.0; 2nd half: 6-9, 66.7)

Officials: Bryan Kersey, Les Jones, Bob Donato
 Attendance: 9,314 • Technical Fouls: none

Score by Periods	1st	2nd	Total
Duke	40	40	80
St. John's	24	47	71

[7/7] Duke 113, Gardner-Webb 68

Game 9 • December 15, 2009 • Durham, N.C.

Duke	FG	3FG	FT	REB	PF	TP	A TO	B	S	Min
Singler f	4-8	1-3	2-4	1-4-5	3	11	3	2	1	1
Mi. Plumlee f	6-8	0-0	1-2	1-1-2	3	13	3	1	3	1
Thomas f	2-5	0-0	1-2	2-1-3	0	5	0	0	0	0
Smith g	5-11	0-1	1-2	0-0-0	0	11	4	0	1	3
Scheyer g	11-13	7-9	7-7	1-7-8	1	36	9	3	1	1
Ma. Plumlee	3-3	0-0	0-2	0-2-2	3	6	3	3	1	0
Czyz	0-0	0-0	0-0	0-0-0	0	0	0	0	0	0
Dawkins	6-9	3-5	1-2	0-2-2	2	16	2	1	0	1
Kelly	1-3	0-1	0-0	0-2-2	1	2	3	1	1	2
Davidson	0-0	0-0	0-0	0-0-0	0	0	0	0	0	0
Peters	0-0	0-0	0-0	0-0-0	0	0	0	0	0	0
Zoubek	5-6	0-0	3-5	3-5-8	1	13	0	1	0	1
TEAM				0-2-2						
Totals	43-66	11-19	16-26	8-26-34	14	113	27	12	9	9 200
Pct.	65.2	57.9	61.5	DB: 4						

FG's (1st half: 17-28, 60.7; 2nd half: 26-38, 68.4)
 3FG's (1st half: 6-12, 50.0; 2nd half: 5-7, 71.4)
 FT's (1st half: 9-14, 64.3; 2nd half: 7-12, 58.3)

G-Webb	FG	3FG	FT	REB	PF	TP	A TO	B	S	Min
Henley f	3-7	0-0	0-2	2-1-3	1	6	2	0	0	0
Macmillan c	7-12	0-0	0-0	3-1-4	5	14	2	3	0	1
Flittner g	4-10	2-6	0-0	1-2-3	2	10	4	3	0	2
Hailey g	4-10	1-3	2-2	0-3-3	4	11	2	3	0	0
Jackson g	0-0	0-0	0-0	0-3-3	3	0	3	1	0	0
Brown	1-4	0-0	0-0	0-0-0	0	2	0	0	0	1
Burrell	0-1	0-0	0-0	0-1-1	0	0	0	0	0	0
Silver	1-3	1-3	0-0	0-2-2	1	3	0	1	0	0
Maden	0-1	0-0	0-0	1-1-2	2	0	0	1	0	0
Staton	0-2	0-0	0-0	1-0-1	0	0	0	1	0	1
Johnson	2-4	0-0	0-0	1-1-2	0	4	1	3	0	1
Mcnaire	0-1	0-1	0-0	0-0-0	0	0	2	2	1	0
Manley	0-0	0-0	0-0	0-0-0	1	0	0	0	0	0
Moore	3-6	0-0	4-4	1-1-2	0	10	0	3	0	0
Engelken	3-7	2-5	0-0	0-2-2	2	8	2	2	0	1
TEAM				4-3-7						
Totals	28-68	6-20	6-8	14-21-35	21	68	18	23	1	7 200
Pct.	41.2	30.0	75.0	DB: 2						

FG's (1st half: 14-33, 42.4; 2nd half: 14-35, 40.0)
 3FG's (1st half: 3-9, 33.3; 2nd half: 3-11, 27.3)
 FT's (1st half: 0-2, 0.0; 2nd half: 6-6, 100.0)

Officials: Jamie Lucky, Tim Nestor, Dan Struffeler
 Attendance: 9,314 • Technical Fouls: none

Score by Periods	1st	2nd	Total
Duke	49	64	113
Gardner-Webb	31	37	68

[7/7] Duke 76, [15/15] Gonzaga 41

Game 10 • December 19, 2009 • New York, N.Y.

Duke	FG	3FG	FT	REB	PF	TP	A TO	B	S	Min
Smith *	10-18	3-3	1-2	1-2-3	1	24	3	1	0	1
Singler *	3-8	0-5	3-4	2-9-11	3	9	1	4	0	1
Mi. Plumlee *	1-2	0-0	0-0	0-2-2	5	2	1	1	0	0
Scheyer *	5-12	2-4	8-9	0-5-5	2	20	8	2	0	2
Thomas *	1-5	0-0	0-0	2-7-9	3	2	0	1	1	2
Ma. Plumlee	2-3	0-0	0-0	1-2-3	2	4	1	2	1	0
Dawkins	1-6	0-4	4-4	0-0-0	0	6	1	1	0	0
Kelly	2-3	1-2	0-0	0-3-3	1	5	0	0	4	0
Davidson	0-0	0-0	0-0	0-0-0	2	0	1	0	0	0
Johnson	0-0	0-0	0-0	1-0-1	0	0	0	0	0	0
Zoubek	2-2	0-0	0-1	1-3-4	3	4	0	1	1	1
TEAM				2-2-4						
Totals	27-60	6-18	16-20	10-35-45	22	76	16	13		

2009-10 Duke Boxscores

[7/7] Duke 74, [21/18] Clemson 53 Game 13 • January 3, 2010 • Durham, N.C.

Duke	FG	3FG	FT	REB	PF	TP	A	TO	B	S	Min	
Singler f	6-12	1-4	3-4	3-5-8	2	16	1	3	2	1	40	
Mi. Plumlee f	2-2	0-0	3-3	1-4-5	4	7	0	1	0	0	20	
Thomas f	2-4	0-0	0-0	0-4-4	2	4	0	2	0	0	29	
Smith g	4-11	2-5	6-8	0-1-1	2	22	3	3	0	1	38	
Scheyer g	6-13	3-8	7-8	0-2-2	1	22	6	3	0	3	38	
Ma. Plumlee	1-4	0-0	1-2	2-3-5	2	3	1	2	1	0	11	
Dawkins	0-2	0-1	0-0	0-1-1	1	0	0	1	0	0	5	
Kelly	0-0	0-0	0-0	0-1-1	0	0	0	0	0	0	1	
Zoubek	0-0	0-0	0-0	0-2-2	5	0	1	0	0	1	18	
TEAM	0-4-4											
Totals	24-48	6-18	20-25	6-27-33	19	74	12	15	3	6	200	
Pct.	50.0	33.3	80.0	DB: 2								

FG's (1st half: 9-23, 39.1; 2nd half: 15-25, 60.0)
 3FG's (1st half: 2-6, 33.3; 2nd half: 4-12, 33.3)
 FT's (1st half: 10-13, 76.9; 2nd half: 10-12, 83.3)

Clemson	FG	3FG	FT	REB	PF	TP	A	TO	B	S	Min	
Potter f	1-3	1-3	1-2	1-1-2	4	4	0	1	0	0	19	
Booker f	4-11	0-2	2-3	1-4-5	1	10	3	2	1	1	36	
Grant g	3-4	0-0	5-7	1-2-3	5	11	0	2	2	3	24	
Stitt g	4-10	1-3	8-9	1-3-4	3	17	2	3	0	0	32	
Smith g	1-8	0-3	2-3	2-4-2	3	4	1	1	0	0	27	
Johnson	2-5	1-4	0-0	0-1-1	2	5	0	1	0	1	17	
Baciu	0-1	0-0	0-0	1-0-1	0	0	0	0	0	0	1	
Young	0-2	0-1	0-0	1-1-2	4	0	1	0	0	0	21	
Narcisse	0-0	0-0	0-0	0-0-0	0	0	0	0	0	0	2	
Jennings	0-2	0-0	0-0	1-0-1	0	0	0	3	0	1	6	
Booker	1-3	0-0	0-0	0-2-2	2	2	0	3	0	1	13	
Hill	0-0	0-0	0-0	0-0-0	0	0	0	0	0	0	2	
TEAM	1-3-4											
Totals	16-49	3-16	18-24	10-19-29	24	53	7	17	3	8	200	
Pct.	32.7	18.8	75.0	DB: 3								

FG's (1st half: 5-30, 16.7; 2nd half: 11-19, 57.9)
 3FG's (1st half: 0-9, 0.0; 2nd half: 3-7, 42.9)
 FT's (1st half: 2-2, 100.0; 2nd half: 16-22, 72.7)

Officials: Karl Hess, Mike Wood, Bob Donato
 Attendance: 9314 • Technical Fouls: none

Score by Periods	1st	2nd	Total
Duke	30	44	74
Clemson	12	41	53

[8/7] Duke 79, Boston College 59 Game 16 • January 13, 2010 • Durham, N.C.

Duke	FG	3FG	FT	REB	PF	TP	A	TO	B	S	Min	
Singler f	5-9	0-2	5-7	5-5-10	3	15	1	3	1	3	31	
Mi. Plumlee f	5-6	0-0	2-2	3-2-5	4	12	0	1	1	1	19	
Thomas f	0-1	0-0	2-2	2-1-3	2	2	1	0	0	0	19	
Smith g	9-14	0-1	6-7	0-1-1	1	24	4	2	0	3	34	
Scheyer g	4-12	1-6	3-4	0-2-2	2	12	4	1	0	0	36	
Ma. Plumlee	2-10	0-1	0-0	3-2-5	2	4	1	1	0	1	20	
Dawkins	0-3	0-2	4-5	0-2-2	2	4	0	0	0	0	17	
Kelly	0-0	0-0	0-0	0-1-1	0	0	0	2	0	0	5	
Davidson	0-0	0-0	0-0	0-0-0	1	0	0	0	0	0	3	
Zoubek	3-5	0-0	0-0	5-6-11	4	6	0	0	1	1	16	
TEAM	0-0-0											
Totals	28-60	1-12	22-27	18-22-40	21	79	11	10	3	9	200	
Pct.	46.7	8.3	81.5	DB: 2								

FG's (1st half: 13-27, 48.1; 2nd half: 15-33, 45.5)
 3FG's (1st half: 1-7, 14.3; 2nd half: 0-5, 0.0)
 FT's (1st half: 11-14, 78.6; 2nd half: 11-13, 84.6)

BC	FG	3FG	FT	REB	PF	TP	A	TO	B	S	Min	
Raji f	1-3	0-0	0-0	2-1-3	1	2	0	1	0	0	17	
Trapani f	2-7	0-3	4-4	2-2-4	2	8	0	1	0	0	24	
Southern c	2-3	0-0	3-6	1-1-2	4	7	0	1	1	0	16	
Paris g	2-4	0-1	0-0	1-2-3	0	4	2	5	0	1	25	
Sanders g	1-8	0-3	1-3	0-2-2	2	3	1	0	0	0	31	
Jackson	8-12	1-2	3-3	1-2-3	3	20	1	3	0	0	27	
Roche	2-4	0-1	0-0	0-1-1	1	4	0	1	3	1	16	
Ravenel	2-4	0-0	0-2	1-1-2	3	4	0	0	2	0	15	
Elmore	1-3	0-0	4-6	0-3-3	3	6	1	0	0	3	20	
Dunn	0-0	0-0	1-2	1-1-2	2	1	0	0	0	0	9	
TEAM	1-1-2											
Totals	21-48	1-10	16-26	10-17-27	21	59	7	13	6	5	200	
Pct.	43.8	10.0	61.5	DB: 5								

FG's (1st half: 13-26, 50.0; 2nd half: 8-22, 36.4)
 3FG's (1st half: 1-6, 16.7; 2nd half: 0-4, 0.0)
 FT's (1st half: 8-12, 66.7; 2nd half: 8-14, 57.1)

Officials: Jamie Luckie, Mike Eades, Ed Corbett
 Attendance: 9,314 • Technical Fouls: none

Score by Periods	1st	2nd	Total
Duke	38	41	79
Boston College	35	24	59

[5/5] Duke 86, Iowa State 65 Game 14 • January 6, 2010 • Chicago, Ill.

Duke	FG	3FG	FT	REB	PF	TP	A	TO	B	S	Min	
Singler f	5-15	2-6	3-4	4-4-8	3	15	4	1	1	2	35	
Mi. Plumlee f	1-2	0-0	2-2	1-4-5	2	4	0	1	0	2	15	
Thomas f	4-5	0-0	1-1	2-1-3	4	9	2	1	0	1	30	
Smith g	7-11	2-2	4-5	0-4-4	2	20	3	5	1	3	38	
Scheyer g	10-19	4-9	7-7	1-2-3	1	31	4	2	0	2	38	
Dawkins	0-2	0-2	0-0	0-0-0	1	0	0	0	0	0	6	
Kelly	0-0	0-0	0-0	0-1-1	1	0	0	0	0	0	4	
Davidson	0-0	0-0	0-0	1-0-1	0	0	0	0	0	0	2	
Ma. Plumlee	2-9	1-2	2-2	3-1-4	4	7	1	0	0	2	19	
Zoubek	0-0	0-0	0-0	0-0-0	0	0	0	0	0	0	1	
Zoubek	0-3	0-0	0-0	4-2-6	1	0	0	1	0	0	12	
TEAM	2-1-3											
Totals	29-65	9-21	19-21	18-20-38	19	86	14	11	4	10	200	
Pct.	44.6	42.9	90.5	DB: 1								

FG's (1st half: 15-40, 37.5; 2nd half: 14-25, 56.0)
 3FG's (1st half: 4-11, 36.4; 2nd half: 5-10, 50.0)
 FT's (1st half: 7-9, 77.8; 2nd half: 12-12, 100.0)

Iowa State	FG	3FG	FT	REB	PF	TP	A	TO	B	S	Min	
Brackins f	4-10	0-2	4-5	0-2-2	3	12	0	2	3	0	34	
Gilstrap f	6-14	2-4	2-4	3-6-9	2	16	1	4	1	0	35	
Hamilton c	5-8	0-0	0-2	4-3-7	2	10	1	3	1	0	23	
Garrett g	5-9	0-0	0-2	0-2-2	4	10	3	5	1	0	30	
Staiger g	0-1	0-1	0-0	0-1-1	2	0	1	2	0	0	21	
Buckley	0-0	0-0	0-0	0-0-0	0	0	0	0	0	0	1	
Christopherson	1-3	0-0	1-1	0-1-1	1	3	0	0	0	0	18	
Dorr	1-1	0-0	0-0	1-0-1	0	2	0	0	0	0	1	
Colvin	2-4	0-0	1-3	0-1-1	1	5	4	2	0	0	15	
Dendy	2-5	0-0	3-4	1-2-3	2	7	0	2	2	1	14	
Vanderbeken	0-1	0-1	0-0	0-0-0	0	0	0	0	0	0	4	
Boozier	0-1	0-1	0-0	1-0-1	0	0	0	0	0	0	4	
TEAM	5-1-6											
Totals	26-57	2-9	11-19	15-19-34	17	65	10	18	8	2	200	
Pct.	45.6	22.2	57.9	DB: 4								

FG's (1st half: 14-33, 42.4; 2nd half: 12-24, 50.0)
 3FG's (1st half: 1-5, 20.0; 2nd half: 1-4, 25.0)
 FT's (1st half: 4-6, 66.7; 2nd half: 7-13, 53.8)

Officials: Gary Maxwell, Bryan Kersey, Jamie Luckie
 Attendance: 10067 • Technical Fouls: none

Score by Periods	1st	2nd	Total
Duke	41	45	86
Iowa State	33	32	65

[8/7] Duke 90, Wake Forest 70 Game 17 • January 17, 2010 • Durham, N.C.

Duke	FG	3FG	FT	REB	PF	TP	A	TO	B	S	Min
Singler f	7-19	2-4	5-7	6-9-15	2	21	2	1	0	2	37
Mi. Plumlee f	6-9	0-0	7-8	7-7-14	4	19	0	1	0	0	32
Thomas f	2-4	0-0	0-0	1-0-1	4	4	2	2	0	1	14
Smith g	6-17	1-2	7-7	1-2-3	0	20	1	2	1	2	38
Scheyer g	3-11	1-6	2-2	0-2-2	2	9	6	4	0	2	36
Ma. Plumlee	4-6	0-0	3-4	4-3-7	4	11	1	2	2	0	15
Dawkins	1-3	0-1	1-2	0-2-2	1	3	0	0	0	1	12
Kelly	0-0	0-0	0-0	0-0-0	1	0	0	1	0	0	4
Davidson	0-0	0-0	0-0	0-0-0	0	0	0	0	0	0	2
Johnson	0-0	0-0	0-0	0-0-0	0	0	0	0	0	0	1
Zoubek	1-1	0-0									

2009-10 Duke Boxscores

[8/7] Duke 77, Maryland 56

Game 25 • February 13, 2010 • Durham, N.C.

Duke	FG	3FG	FT	REB	PF	TP	A TO	B	S	Min
Singler f	4-14	2-6	0-0	2-4-6	1	10	1 1	3	1	38
Thomas f	1-3	0-0	2-4	2-1-3	0	4	2 0	0	1	26
Zoubek c	7-10	0-0	2-2	8-9-17	3	16	1 1	2	0	22
Smith g	5-14	0-3	4-4	2-0-2	4	14	6 1	0	2	35
Scheyer g	6-12	3-4	7-8	1-2-3	1	22	1 1	0	0	36
Ma. Plumlee	2-4	0-0	3-4	1-2-3	2	7	1 2	1	0	17
Dawkins	0-3	0-1	0-0	0-1-1	0	0	0 0	0	0	10
Mi. Plumlee	1-2	0-0	0-0	1-3-4	2	2	0 1	0	1	11
Kelly	1-2	0-1	0-0	0-0-0	0	2	0 0	0	0	3
Davidson	0-1	0-0	0-0	0-0-0	0	0	0 0	0	0	2
TEAM	3-2-5									
Totals	27-65	5-15	18-22	20-24-44	13	77	12 7	6	5	200
Pct.	41.5	33.3	81.8	DB: 1						

FG's (1st half: 14-30, 46.7; 2nd half: 13-35, 37.1)
 3FG's (1st half: 5-10, 50.0; 2nd half: 0-5, 0.0)
 FT's (1st half: 7-9, 77.8; 2nd half: 11-13, 84.6)

Maryland	FG	3FG	FT	REB	PF	TP	A TO	B	S	Min
Milbourne f	1-6	0-2	0-0	1-2-3	3	2	0 0	2	1	27
Williams f	3-9	0-0	0-1	3-4-7	3	6	0 1	0	1	24
Hayes g	3-7	0-2	2-2	0-1-1	0	8	3 4	0	0	31
Mosley g	2-6	0-1	0-0	2-2-4	2	4	2 1	0	1	24
Vasquez g	7-12	2-3	1-2	3-4-7	4	17	4 3	0	1	33
Bowie	1-4	0-1	0-0	1-3-4	1	2	1 2	0	0	8
Tucker	5-13	0-4	2-2	1-1-2	2	12	0 2	0	0	24
Gregory	0-3	0-0	3-4	2-1-3	2	3	0 1	4	0	21
Padgett	1-1	0-0	0-0	1-2-3	1	2	0 0	1	0	8
TEAM	2-1-3									
Totals	23-61	2-13	8-11	16-21-37	18	56	10 14	6	4	200
Pct.	37.7	15.4	72.7	DB: 2						

FG's (1st half: 12-31, 38.7; 2nd half: 11-30, 36.7)
 3FG's (1st half: 0-7, 0.0; 2nd half: 2-6, 33.3)
 FT's (1st half: 0-0, 0.0; 2nd half: 8-11, 72.7)

Officials: Bryan Karsey, Ray Natili, John Cahill
 Attendance: 9314 • Technical Fouls: none

Score by Periods	1st	2nd	Total
Duke	40	37	77
Maryland	24	32	56

[6/6] Duke 81, Miami 74

Game 26 • February 17, 2010 • Durham, N.C.

Duke	FG	3FG	FT	REB	PF	TP	A TO	B	S	Min
Singler f	7-16	4-7	4-4	5-6-11	2	22	4 2	1	0	40
Thomas f	1-3	0-0	2-3	3-0-3	2	4	0 2	0	0	26
Zoubek c	4-5	0-0	2-4	4-1-5	4	10	2 2	0	5	29
Scheyer g	6-14	5-10	4-4	1-1-2	3	21	2 4	0	0	39
Ma. Plumlee	3-15	3-10	6-7	0-2-2	2	15	6 3	0	5	34
Dawkins	2-4	0-0	0-0	0-2-2	2	4	0 1	1	1	11
Dawkins	1-2	1-2	0-0	0-0-0	1	3	1 0	0	0	11
Mi. Plumlee	1-1	0-0	0-0	1-0-1	4	2	1 1	0	1	6
Kelly	0-0	0-0	0-0	0-0-0	1	0	1 0	0	0	4
TEAM	3-0-3									
Totals	25-60	13-29	18-22	17-12-29	21	81	17 15	2	12	200
Pct.	41.7	44.8	81.8	DB: 2						

FG's (1st half: 10-32, 31.3; 2nd half: 15-28, 53.6)
 3FG's (1st half: 4-14, 28.6; 2nd half: 9-15, 60.0)
 FT's (1st half: 1-2, 50.0; 2nd half: 17-20, 85.0)

Miami	FG	3FG	FT	REB	PF	TP	A TO	B	S	Min
Collins f	5-6	0-0	11-14	3-6-9	2	21	2 5	0	0	34
Adams f	1-3	0-2	0-0	1-1-2	1	2	0 2	0	1	21
Gamble g	1-2	0-0	2-2	0-1-1	3	4	1 1	0	1	16
Scott g	9-13	0-0	1-3	3-1-4	3	19	4 4	0	2	32
Dews g	5-11	1-4	5-6	0-2-2	3	16	3 3	0	2	33
Grant	0-5	0-3	0-0	0-1-1	0	0	2 1	0	0	23
McGowan	0-0	0-0	0-0	0-0-0	1	0	0 0	0	0	3
Thomas	2-2	2-2	1-2	0-5-5	5	7	2 2	0	0	22
Jones	2-3	1-1	0-0	0-2-2	1	5	0 2	1	0	11
Johnson	0-0	0-0	0-0	0-1-1	2	0	0 2	0	1	5
TEAM	4-0-4									
Totals	25-45	4-12	20-27	11-20-31	21	74	14 22	1	7	200
Pct.	55.6	33.3	74.1	DB: 4						

FG's (1st half: 12-20, 60.0; 2nd half: 13-25, 52.0)
 3FG's (1st half: 3-6, 50.0; 2nd half: 1-6, 16.7)
 FT's (1st half: 10-13, 76.9; 2nd half: 10-14, 71.4)

Officials: Jamie Luckie, Mike Eades, Brian Dorsey
 Attendance: 6860 • Technical Fouls: none

Score by Periods	1st	2nd	Total
Duke	25	56	81
Miami	37	37	74

[6/6] Duke 67, Virginia Tech 55

Game 27 • February 21, 2010 • Durham, N.C.

Duke	FG	3FG	FT	REB	PF	TP	A TO	B	S	Min
Singler f	7-15	4-9	7-7	3-7-10	1	25	0 0	1	2	40
Thomas f	0-3	0-0	0-0	4-2-6	4	0	1 2	0	1	30
Zoubek c	1-1	0-0	1-1	8-8-16	3	3	2 3	1	1	29
Smith g	6-17	3-6	8-11	0-3-3	4	23	1 2	0	0	39
Scheyer g	4-19	3-11	4-5	1-2-3	2	15	7 2	0	1	40
Ma. Plumlee	0-1	0-1	0-0	0-0-0	3	0	0 0	0	0	6
Dawkins	0-5	0-3	0-0	0-0-0	0	0	0 0	0	0	6
Mi. Plumlee	0-0	0-0	1-2	1-1-2	1	1	0 2	0	0	8
Kelly	0-1	0-0	0-0	1-0-1	0	0	0 0	0	0	2
TEAM	5-1-6									
Totals	18-62	10-30	21-26	23-24-47	18	67	11 11	2	5	200
Pct.	29.0	33.3	80.8	DB: 1,1						

FG's (1st half: 7-30, 23.3; 2nd half: 11-32, 34.4)
 3FG's (1st half: 6-18, 33.3; 2nd half: 4-12, 33.3)
 FT's (1st half: 15-19, 78.9; 2nd half: 6-7, 85.7)

Va. Tech	FG	3FG	FT	REB	PF	TP	A TO	B	S	Min
Allen f	4-10	0-1	0-0	0-3-3	4	8	1 2	3	0	19
Bell f	2-2	0-0	0-0	4-4-8	4	4	0 1	0	1	27
Davila f	2-6	0-0	0-0	2-4-6	2	4	0 1	0	0	26
Hudson g	3-12	0-4	6-6	2-3-5	3	12	0 1	0	0	39
Delaney g	5-19	2-9	7-8	1-1-2	3	19	3 4	0	3	37
Raines	1-3	0-0	0-0	1-0-1	0	2	0 0	0	1	10
Green	0-3	0-1	0-0	1-0-1	1	0	0 0	0	1	15
Witcher	0-0	0-0	0-0	0-0-0	0	0	0 0	0	0	6
Boggs	0-0	0-0	0-0	0-2-2	1	0	0 0	0	0	3
Thompson	2-3	0-0	2-2	0-4-4	4	6	0 2	0	0	18
TEAM	4-2-6									
Totals	19-58	2-15	15-16	15-23-38	22	55	4 11	4	6	200
Pct.	32.8	13.3	93.8	DB: 0,2						

FG's (1st half: 9-31, 29.0; 2nd half: 10-27, 37.0)
 3FG's (1st half: 1-9, 11.1; 2nd half: 1-6, 16.7)
 FT's (1st half: 11-12, 91.7; 2nd half: 4-4, 100.0)

Officials: Gary Maxwell, John Cahill, Ed Corbett
 Attendance: 9314 • Technical Fouls: Doreno Hudson, Nolan Smith

Score by Periods	1st	2nd	Total
Duke	35	32	67
Virginia Tech	30	25	55

[5/5] Duke 70, Tulsa 52

Game 28 • February 25, 2010 • Durham, N.C.

Duke	FG	3FG	FT	REB	PF	TP	A TO	B	S	Min
Singler f	4-12	0-3	9-11	1-4-5	2	17	1 2	2	0	32
Thomas f	1-2	0-0	0-0	6-4-10	2	2	1 0	0	0	26
Zoubek c	4-5	0-0	2-5	4-7-11	2	10	2 0	2	1	23
Smith g	6-18	1-3	5-5	0-2-2	1	18	1 1	0	4	35
Scheyer g	5-16	3-5	2-2	1-3-4	2	15	3 1	0	1	35
Ma. Plumlee	0-3	0-0	1-1	0-2-2	3	1	0 0	1	1	13
Dawkins	0-3	0-1	0-0	0-0-0	0	0	0 0	0	0	12
Mi. Plumlee	2-3	0-0	2-2	2-4-6	1	6	1 0	1	0	17
Kelly	0-1	0-0	0-0	0-0-0	1	0	0 0	0	0	5
Davidson	0-0	0-0	1-2	0-0-0	0	1	0 0	0	0	2
TEAM	4-3-7									
Totals	22-63	4-12	22-28	18-29-47	14	70	9 5	6	7	200
Pct.	34.9	33.3	78.6	DB: 5						

FG's (1st half: 12-38, 31.6; 2nd half: 10-25, 40.0)
 3FG's (1st half: 2-8, 25.0; 2nd half: 2-4, 50.0)
 FT's (1st half: 8-11, 72.7; 2nd half: 14-17, 82.4)

Tulsa	FG	3FG	FT	REB	PF	TP	A TO	B	S	Min
Wheatley f	1-5	0-0	1-2	1-1-2	4	3	0 2	1	1	24
Jordan f	5-9	0-0	2-2	1-7-8	4	12	0 2	1	0	24
Uzoh g	3-15	0-4	2-3	1-3-4	0	8	3 2	0	0	33
Hurttt g	3-8	1-4	4-4	0-2-2	2	11	0 0	2	0	30
Pope	1-4	0-1	0-1	0-4-4	3					

2009-10 Duke Boxscores

[4/4] Duke 82, North Carolina 50
Game 31 • March 6, 2010 • Durham, N.C.

Duke	FG	3FG	FT	REB	PF	TP	A TO	B	S	Min
Singler f	8-17	3-6	6-6	2-0-2	1	25	2 2	0	1	37
Thomas f	0-1	0-0	2-2	3-3-6	5	2	0 1	0	0	16
Zoubek c	4-4	0-0	0-0	5-8-13	4	8	1 1	2	0	20
Smith g	7-16	1-3	5-6	2-2-4	1	20	5 0	0	1	35
Scheyer g	4-14	3-10	9-9	0-5-5	1	20	7 0	0	0	36
Ma. Plumlee	0-0	0-0	0-0	0-0-0	3	0	0 0	1	0	16
Dawkins	2-3	1-2	0-0	0-0-0	1	5	0 0	0	2	11
Mi. Plumlee	1-1	0-0	0-0	2-2-4	4	2	1 4	2	1	19
Kelly	0-0	0-0	0-0	0-1-1	1	0	0 0	0	0	5
Davidson	0-1	0-0	0-0	0-0-0	1	0	0 1	0	1	3
Johnson	0-0	0-0	0-0	0-1-1	0	0	0 0	0	0	1
Peters	0-0	0-0	0-0	0-0-0	0	0	0 0	0	0	1
TEAM				0-1-1						
Totals	26-57	8-21	22-23	14-23-37	22	82	16 9	5	6	200
Pct.	45.6	38.1	95.7	DB: 2						

FG's (1st half: 16-31, 51.6; 2nd half: 10-26, 38.5)
 3FG's (1st half: 7-13, 53.8; 2nd half: 1-8, 12.5)
 FT's (1st half: 14-15, 93.3; 2nd half: 8-8, 100.0)

N. Carolina	FG	3FG	FT	REB	PF	TP	A TO	B	S	Min
Ginyard f	1-3	1-1	3-4	1-4-5	3	6	1 0	0	2	36
Henson f	5-10	0-0	4-7	3-5-8	0	14	2 2	0	0	23
Thompson g	4-11	0-0	3-5	4-2-6	2	11	0 3	2	1	26
Drew II g	1-3	0-0	1-2	0-0-0	3	3	2 1	0	0	30
Graves g	0-6	0-3	0-0	0-2-2	2	0	0 1	1	1	23
Campbell	0-1	0-0	1-2	0-0-0	0	1	0 0	0	0	2
Strickland	1-4	0-0	0-0	0-1-1	1	2	2 2	0	0	21
Petree	0-0	0-0	0-0	0-0-0	0	0	0 0	0	0	1
Watts	0-0	0-0	1-2	0-0-0	2	1	0 0	0	0	10
Thornton	0-1	0-1	0-0	0-0-0	0	0	0 0	0	0	1
Gallagher	0-0	0-0	0-0	0-0-0	0	0	0 0	0	0	1
Wear	0-1	0-0	4-4	1-0-1	3	4	0 3	0	0	8
Zeller	4-8	0-0	0-0	0-1-1	0	8	2 2	0	1	18
TEAM				2-2-4						
Totals	16-48	1-5	17-26	11-17-28	16	50	9 15	3	4	200
Pct.	33.3	20.0	65.4	DB: 6						

FG's (1st half: 10-27, 37.0; 2nd half: 6-21, 28.6)
 3FG's (1st half: 1-3, 33.3; 2nd half: 0-2, 0.0)
 FT's (1st half: 5-9, 55.6; 2nd half: 12-17, 70.6)

Officials: Bryan Kersey, Gary Maxwell, Mike Wood
 Attendance: 9314 • Technical Fouls: none

Score by Periods	1st	2nd	Total
Duke	53	29	82
Maryland	26	24	50

2009-10 Duke Basketball Results

Overall Record: 26-5 (Home: 17-0; Road: 5-5; Neutral: 4-0)

ACC Record: 13-3 (Home: 8-0; Road: 5-3)

Date	Opponent	Result	Duke High Scorer	Opponent High Scorer	Duke High Rebounder	Opponent High Rebounder	Duke High Assists	Att.
N. 13	UNC-GREENSBORO	W, 96-62	Kyle Singler (20)	Ben Stywall (19)	Miles Plumlee (9)	Ben Stywall (8)	Jon Scheyer (4)	9,314#
N. 16	< COASTAL CAROLINA	W, 74-49	Kyle Singler (23)	Mario Edwards (12)	Kyle Singler (11)	Sam Mclaurin (8)	Jon Scheyer (5)	9,314#
N. 17	< CHARLOTTE	W, 101-59	Nolan Smith (24)	Shamari Spears (20)	Brian Zoubek (13)	Chris Braswell (9)	Scheyer & Smith (5)	9,314#
N. 21	RADFORD	W, 104-67	Dawkins & Smith (20)	Art Parakhouski (23)	Miles Plumlee (11)	Art Parakhouski (14)	Scheyer, Singler, Smith (7)	9,314#
N. 25	> vs. Arizona State	W, 64-53	Jon Scheyer (16)	Glasser & Lockett (13)	Kyle Singler (8)	Derek Glasser (7)	Jon Scheyer (6)	8,756
N. 27	> vs. Connecticut [13]	W, 68-59	Jon Scheyer (19)	Jerome Dyson (15)	Thomas & Zoubek (11)	Alex Oriakhi (13)	Jon Scheyer (5)	13,179
D. 2	+ at Wisconsin	L, 69-73	Kyle Singler (28)	Trevon Hughes (26)	Mi. Plumlee & Singler (6)	Ryan Evans (8)	Jon Scheyer (4)	17,230#
D. 5	ST. JOHN'S	W, 80-71	Kyle Singler (17)	D.J. Kennedy (18)	Singler & Thomas (8)	Coker & Evans (6)	Jon Scheyer (6)	9,314#
D. 15	GARDNER-WEBB	W, 113-68	Jon Scheyer (36)	Auryn Macmillan (14)	Scheyer & Zoubek (8)	Auryn Macmillan (4)	Jon Scheyer (9)	9,314#
D. 19	- vs. Gonzaga [15]	W, 76-41	Nolan Smith (24)	Robert Sacre (9)	Kyle Singler (11)	Mangisto Arop (6)	Jon Scheyer (8)	14,554
D. 29	LONG BEACH STATE	W, 84-63	Jon Scheyer (22)	Larry Anderson (14)	Brian Zoubek (12)	T.J. Robinson (9)	Scheyer & Smith (7)	9,314#
D. 31	PENNSYLVANIA	W, 114-55	Nolan Smith (23)	Jack Eggleston (13)	Miles Plumlee (10)	Jack Eggleston (5)	Jon Scheyer (11)	9,314#
J. 3	CLEMSON * [21]	W, 74-53	Scheyer & Smith (22)	Demontez Stitt (17)	Kyle Singler (8)	Trevor Booker (5)	Jon Scheyer (6)	9,314#
J. 6	^ vs. Iowa State	W, 86-65	Jon Scheyer (31)	Marquis Gilstrap (16)	Kyle Singler (8)	Marquis Gilstrap (9)	Scheyer & Singler (4)	10,067
J. 9	at Georgia Tech * [20]	L, 67-71	Jon Scheyer (25)	Gani Lawal (21)	Mason Plumlee (6)	Gani Lawal (9)	Jon Scheyer (6)	9,191
J. 13	BOSTON COLLEGE *	W, 79-59	Nolan Smith (24)	Reggie Jackson (20)	Brian Zoubek (11)	Joe Trapani (4)	Scheyer & Smith (4)	9,314#
J. 17	WAKE FOREST *	W, 90-70	Kyle Singler (21)	Al-Farouq Aminu (22)	Kyle Singler (15)	Aminu & McFarland (10)	Jon Scheyer (6)	9,314#
J. 20	at N.C. State *	L, 74-88	Kyle Singler (22)	Tracy Smith (23)	Lance Thomas (12)	Tracy Smith (5)	Scheyer, Smith, Thomas (2)	18,925
J. 23	at Clemson * [17]	W, 60-47	Nolan Smith (22)	Trevor Booker (22)	Miles Plumlee (8)	Trevor Booker (6)	Jon Scheyer (3)	10,000#
J. 27	FLORIDA STATE *	W, 70-56	Jon Scheyer (22)	Alabi & Singleton (14)	Kyle Singler (7)	Solomon Alabi (10)	Jon Scheyer (5)	9,314#
J. 30	at Georgetown [7]	L, 89-77	Nolan Smith (19)	Monroe & Wright (21)	Kyle Singler (6)	Greg Monroe (5)	Jon Scheyer (5)	20,039
F. 4	GEORGIA TECH * [21]	W, 86-67	Kyle Singler (30)	Zachery Peacock (11)	Lance Thomas (11)	Derrick Favors (7)	Jon Scheyer (7)	9,314#
F. 6	at Boston College *	W, 66-63	Scheyer & Smith (21)	Corey Raji (15)	Ma. Plumlee & Zoubek (6)	Corey Raji (8)	Scheyer & Smith (4)	8,606
F. 10	at North Carolina *	W, 64-54	Jon Scheyer (24)	Will Graves (13)	Ma. Plumlee & Singler (9)	Ginyard & Graves (8)	Jon Scheyer (4)	21,750#
F. 13	MARYLAND *	W, 77-56	Jon Scheyer (22)	Greivis Vasquez (17)	Brian Zoubek (17)	Vasquez & Williams (7)	Nolan Smith (6)	9,314#
F. 17	at Miami *	W, 81-74	Nolan Smith (21)	Dwayne Collins (21)	Kyle Singler (11)	Dwayne Collins (9)	Jon Scheyer (6)	6,860
F. 21	VIRGINIA TECH *	W, 67-55	Kyle Singler (25)	Malcolm Delaney (19)	Brian Zoubek (16)	Terrell Bell (8)	Jon Scheyer (7)	9,314#
F. 25	TULSA	W, 70-52	Nolan Smith (18)	Jerome Jordan (12)	Brian Zoubek (11)	Jerome Jordan (8)	Jon Scheyer (3)	9,314#
F. 28	at Virginia *	W, 67-49	Kyle Singler (21)	Jerome Meyinsse (21)	Miles Plumlee (5)	Assane Sene (10)	Scheyer & Singler (3)	13,663
M. 3	at Maryland *	L, 72-79	Nolan Smith (20)	Greivis Vasquez (20)	Brian Zoubek (13)	Jordan Williams (11)	Nolan Smith (3)	17,950#
M. 6	NORTH CAROLINA *	W, 82-50	Kyle Singler (25)	John Henson (14)	Brian Zoubek (13)	John Henson (8)	Jon Scheyer (7)	9,314#
M. 12	\$ Boston College/Virginia							

Home games in **BOLDFACE CAPS**

* - indicates Atlantic Coast Conference game

[] - denotes Duke/opponent AP ranking at time of game

- denotes sellout crowd

< - NIT Season Tip Off (Durham, N.C.)

> - NIT Season Tip Off (Madison Square Garden - New York, N.Y.)

+ - ACC/Big Ten Challenge

-- Madison Square Garden (New York, N.Y.)

^ - United Center (Chicago, Ill.)

\$ - ACC Tournament (Greensboro Coliseum - Greensboro, N.C.)

2009-10 Duke Men's Basketball Attendance

Site	Games	Total	Average
Home	17	158,338	9,314
Away	10	124,175	12,418
Neutral	4	46,556	11,639
Totals	31	349,108	11,262

Duke by the Numbers

Total Games	2,725
Seasons of Men's Basketball	105th
ACC Championships	17 (last in 2009)
NCAA Tournament Appearances	33 (last in 2009)
NIT Appearances	5
20-Win Seasons	45
30-Win Seasons	10
Overtime Games	118 (65-53)
Duke 100-Point Games	175 (170-5)

2009-10 Duke Team Highs/Lows

		Duke	Opponent
Points 1st Half	High	59 vs. Radford (11/21/09)	46 by Georgetown (1/30/10)
	Low	23 vs. Clemson (1/23/10)	12 by Clemson (1/3/10)
Points 2nd Half	High	64 vs. Gardner-Webb (12/15/09)	47, two times, last by N.C. State (1/20/10)
	Low	29 vs. North Carolina (3/6/10)	22 by Tulsa (2/25/10)
Total Points	High	114 vs. Pennsylvania (12/31/09)	89 by Georgetown (1/30/10)
	Low	60 vs. Clemson (1/23/10)	41 by Gonzaga (12/19/09)
FG Made	High	43 vs. Gardner-Webb (12/15/09)	33 by Georgetown (1/30/10)
	Low	18 vs. Virginia Tech (2/21/10)	15 by Gonzaga (12/19/09)
FG Attempted	High	74 vs. Connecticut (11/27/09)	68 by Gardner-Webb (12/15/09)
	Low	48, two times, vs. Boston College (2/6/10)	45 by Miami (2/17/10)
FG Percentage	High	.652 vs. Gardner-Webb (12/15/09)	.717 by Georgetown (1/30/10)
	Low	.284 vs. Connecticut (11/27/09)	.278 by Gonzaga (12/19/09)
3-Pt. FG Made	High	18 vs. Radford (11/21/09)	8, two times, last by Long Beach State (12/29/09)
	Low	1 vs. Boston College (1/13/10)	0 by Connecticut (11/27/09)
3-Pt. FG Att.	High	32 vs. Radford (11/21/09)	24 by Pennsylvania (12/31/09)
	Low	12, two times, last vs. Tulsa (2/25/10)	4 by Connecticut (11/27/09)
3-Pt. FG Pct.	High	.667 vs. Georgia Tech (2/4/10)	.471 by Long Beach State (12/29/09)
	Low	.083 vs. Boston College (1/13/10)	.000 by Connecticut (11/27/09)
FT Made	High	32 vs. Pennsylvania (12/31/09)	22 by Georgia Tech (1/9/10)
	Low	5 vs. Long Beach State (12/29/09)	6, two times, last by Florida State (1/27/10)
FT Attempted	High	40 vs. Pennsylvania (12/31/09)	28, three times, last by Georgia Tech (2/4/10)
	Low	11 vs. Clemson (1/23/10)	8 by Gardner-Webb (12/15/09)
FT Percentage	High	.957 vs. North Carolina (3/6/10)	.938 by Virginia Tech (2/21/10)
	Low	.385 vs. Long Beach State (12/29/09)	.429 by Florida State (1/27/10)
Off. Rebounds	High	25 vs. Connecticut (11/27/09)	19 by Wake Forest (1/17/10)
	Low	4 vs. Virginia (2/28/10)	2 by Georgetown (1/30/10)
Def. Rebounds	High	35 vs. Gonzaga (12/19/09)	29 by Connecticut (11/27/09)
	Low	12 vs. Miami (2/17/10)	13, two times, last by Pennsylvania (12/31/09)
Total Rebounds	High	56 vs. Connecticut (11/27/09)	43 by Connecticut (11/27/09)
	Low	29 vs. Miami (2/17/10)	22 by Georgetown (1/30/10)
Assists	High	27 vs. Gardner-Webb (12/15/09)	20 by Georgetown (1/30/10)
Blocked Shots	High	10 vs. Long Beach State (12/29/09)	12 by North Carolina (2/10/10)
Steals	High	13 vs. Pennsylvania (12/31/09)	9, two times, last by Georgetown (1/30/10)
Turnovers	High	15, three times, last vs. Miami (2/17/10)	23 by Gardner-Webb (12/15/09)
	Low	5 vs. Tulsa (2/25/10)	5 by Wisconsin (12/2/09)
Personal Fouls	High	29 vs. Georgetown (1/30/10)	31 by Pennsylvania (12/31/09)
	Low	10 vs. Pennsylvania (12/31/09)	14 by Wisconsin (12/2/09)

2009-10 Team Game-by-Game

Duke

Team	Score	FG-FGA	Pct.	3P-3PA	Pct.	FT-FTA	Pct.	OR-DR	Rebs.	PF-DQ	A	TO	BL	ST	Bench	Paint	Off TO
vs. UNC Greensboro	W, 96-62	37-62	.597	7-18	.389	15-20	.750	15-29	44	18-0	16	13	8	8	30	46	20
vs. Coastal Carolina	W, 74-49	24-54	.444	6-23	.261	20-24	.833	13-27	40	17-0	14	12	5	4	20	30	16
vs. Charlotte	W, 101-59	37-70	.529	12-21	.571	15-24	.625	15-31	46	18-0	21	9	4	7	24	42	29
vs. Radford	W, 104-67	35-72	.486	18-32	.563	16-17	.941	16-29	45	17-1	25	8	4	8	37	28	21
vs. Arizona State	W, 64-53	23-55	.418	4-18	.222	14-18	.778	12-21	33	21-1	13	14	5	2	13	26	18
vs. Connecticut	W, 68-59	21-74	.284	6-18	.333	20-25	.800	25-31	56	23-3	10	12	7	6	13	22	5
Duke in November	6-0	177-387	.457	53-130	.408	100-128	.781	96-168	264	114-5	99	68	33	35	137	194	109
vs. Wisconsin	L, 69-73	24-53	.453	6-14	.429	15-16	.938	8-24	32	18-0	11	11	3	2	12	22	10
vs. St. John's	W, 80-71	28-65	.431	5-17	.294	19-24	.792	17-24	41	12-0	15	8	5	6	26	38	16
vs. Gardner-Webb	W, 113-68	43-66	.652	11-19	.579	16-26	.615	8-26	34	14-0	27	12	9	9	37	56	38
vs. Gonzaga	W, 76-41	27-60	.450	6-18	.333	16-20	.800	10-35	45	22-1	16	13	7	7	19	34	16
vs. Long Beach State	W, 84-63	32-68	.471	15-26	.577	5-13	.385	17-27	44	14-0	20	11	10	5	17	22	16
vs. Pennsylvania	W, 114-55	36-60	.600	10-21	.476	32-40	.800	15-28	43	10-0	24	12	2	13	40	46	29
Duke in December	5-1	190-372	.511	53-115	.461	103-139	.741	75-164	239	90-1	113	67	36	42	151	218	125
vs. Clemson	W, 74-53	24-48	.500	6-18	.333	20-25	.800	6-27	33	19-1	12	15	3	6	3	32	19
vs. Iowa State	W, 86-65	29-65	.446	9-21	.429	19-21	.905	18-20	38	19-0	14	11	4	10	7	36	20
vs. Georgia Tech	L, 67-71	26-60	.433	6-28	.214	9-14	.643	11-21	32	24-1	15	12	5	4	16	36	15
vs. Boston College	W, 79-59	28-60	.467	1-12	.083	22-27	.815	18-22	40	21-0	11	10	3	9	14	47	17
vs. Wake Forest	W, 90-70	30-70	.429	4-13	.308	26-32	.813	20-28	48	23-1	12	14	3	8	17	46	19
vs. N.C. State	L, 74-88	22-57	.386	5-13	.385	25-33	.758	17-23	40	21-0	8	14	1	4	8	28	16
vs. Clemson	W, 60-47	24-52	.462	4-13	.308	8-11	.727	10-22	32	14-0	9	13	3	8	0	26	14
vs. Florida State	W, 70-56	25-58	.431	8-22	.364	12-17	.706	11-19	30	19-1	16	12	2	10	9	22	22
vs. Georgetown	L, 77-89	23-62	.371	9-29	.310	22-26	.846	17-15	32	29-1	11	15	3	11	9	24	23
Duke in January	6-3	231-532	.434	52-169	.308	163-206	.791	128-197	325	189-5	108	116	27	70	83	297	165
vs. Georgia Tech	W, 86-67	25-56	.446	12-18	.667	24-36	.667	17-23	40	25-1	15	12	1	6	13	24	17
vs. Boston College	W, 66-63	23-48	.479	5-17	.294	15-26	.577	12-19	31	19-1	11	11	5	4	6	28	7
vs. North Carolina	W, 64-54	22-69	.319	9-18	.500	11-18	.611	23-28	51	16-0	12	8	5	8	7	20	2
vs. Maryland	W, 77-56	27-65	.415	5-15	.333	18-22	.818	20-24	44	13-0	12	7	6	5	11	36	18
vs. Miami	W, 81-74	25-60	.417	13-29	.448	18-22	.818	17-12	29	21-0	17	15	2	12	9	22	25
vs. Virginia Tech	W, 67-55	18-62	.290	10-30	.333	21-26	.808	23-24	47	18-0	11	11	2	5	1	12	14
vs. Tulsa	W, 70-52	22-63	.349	4-12	.333	22-28	.786	18-29	47	14-0	9	5	6	7	8	22	17
vs. Virginia	W, 67-49	24-50	.480	7-18	.389	12-17	.706	4-27	31	17-1	13	8	4	8	17	26	17
Duke in February	8-0	186-473	.393	65-157	.414	141-195	.723	134-186	320	143-3	100	77	31	55	72	190	117
vs. Maryland	L, 72-79	26-66	.394	10-27	.370	10-16	.625	14-21	35	20-0	8	8	2	8	13	26	11
vs. North Carolina	W, 82-50	26-57	.456	8-21	.381	22-23	.957	14-23	37	22-1	16	9	5	6	7	30	27
Duke in March	1-1	52-123	.423	18-48	.375	32-39	.821	28-44	72	42-1	24	17	7	14	20	56	38
Duke Totals	26-5	836-1887	.443	241-619	.389	539-707	.762	461-759	1220	578-15	444	345	134	216	463	955	554

2009-10 Opponent Game-by-Game

Opponents

Team	Score	FG-FGA	Pct.	3P-3PA	Pct.	FT-FTA	Pct.	OR-DR	Rebs.	PF-DO	A	TO	BL	ST	Bench	Paint	Off TO
UNC Greensboro	L, 96-62	24-60	.400	4-12	.333	10-18	.556	13-13	26	20-0	12	14	1	5	19	28	5
Coastal Carolina	L, 74-49	16-56	.286	6-17	.353	11-19	.579	15-19	34	18-0	8	14	1	5	16	16	14
Charlotte	L, 101-59	20-59	.339	5-21	.238	14-24	.667	12-22	34	20-0	6	17	0	4	27	22	9
Radford	L, 104-67	25-67	.373	5-14	.357	12-18	.667	17-21	38	17-0	11	16	4	4	9	26	9
Arizona State	L, 53-64	18-46	.391	2-13	.154	15-22	.682	8-22	30	18-1	8	15	1	7	6	26	20
Connecticut	L, 59-68	22-59	.373	0-4	.000	15-28	.536	14-29	43	22-2	13	16	9	4	15	38	10
Opponents in November	0-6	125-347	.360	22-81	.272	77-126	.611	79-126	205	115-3	58	92	16	29	92	156	67
Wisconsin	W, 73-68	26-59	.441	8-20	.400	13-18	.722	12-22	34	14-0	17	5	6	4	9	26	9
St. John's	L, 71-80	29-57	.509	6-18	.333	7-13	.538	8-23	31	19-0	14	13	3	3	18	36	10
Gardner-Webb	L, 68-113	28-68	.412	6-20	.300	6-8	.750	14-21	35	21-1	18	23	1	7	27	28	8
Gonzaga	L, 41-76	15-54	.278	1-10	.100	10-21	.476	11-24	35	19-1	8	18	2	9	15	22	8
Long Beach State	L, 63-84	22-61	.361	8-17	.471	11-13	.846	13-23	36	16-0	17	13	3	7	18	24	9
Pennsylvania	L, 55-114	21-62	.339	5-24	.208	8-10	.800	12-13	25	31-1	12	21	0	6	15	30	9
Opponents in December	1-5	141-361	.391	34-109	.312	55-83	.663	70-126	196	120-3	86	93	15	36	102	166	53
Clemson	L, 53-74	16-49	.327	3-16	.188	18-24	.750	10-19	29	24-1	7	17	3	8	7	26	11
Iowa State	L, 65-86	26-57	.456	2-9	.222	11-19	.579	15-19	34	17-0	10	18	8	2	17	38	6
Georgia Tech	W, 71-67	22-53	.415	5-14	.357	22-28	.786	13-25	38	17-0	7	15	2	6	18	22	16
Boston College	L, 59-79	21-48	.438	1-10	.100	16-26	.615	10-17	27	21-0	7	13	6	5	35	34	10
Wake Forest	L, 70-90	26-66	.394	3-8	.375	15-25	.600	19-22	41	24-2	8	17	2	7	19	40	21
N.C. State	W, 88-74	32-55	.582	5-12	.417	19-26	.731	6-22	28	24-1	18	9	5	5	9	36	16
Clemson	L, 47-60	18-48	.375	2-13	.154	9-13	.692	10-20	30	15-0	6	16	3	5	8	26	12
Florida State	L, 56-70	23-54	.426	4-13	.308	6-14	.429	15-25	40	20-0	18	22	6	7	19	32	12
Georgetown	W, 89-77	33-46	.717	6-13	.462	17-23	.739	2-20	22	23-0	20	16	9	9	10	48	21
Opponents in January	3-6	217-476	.459	31-108	.287	133-198	.672	100-189	289	185-4	101	143	44	54	142	302	125
Georgia Tech	L, 67-86	24-49	.490	3-12	.250	16-28	.571	12-20	32	27-0	12	15	2	7	39	32	1
Boston College	L, 63-66	24-58	.414	2-14	.143	13-15	.867	13-14	27	22-0	12	9	2	7	15	40	13
North Carolina	L, 54-64	20-58	.345	5-19	.263	9-16	.562	14-28	42	16-0	8	12	12	2	9	26	5
Maryland	L, 56-77	23-61	.377	2-13	.154	8-11	.727	16-21	37	18-0	10	14	6	4	19	40	7
Miami	L, 74-81	25-45	.556	4-12	.333	20-27	.741	11-20	31	21-1	14	22	1	7	12	24	20
Virginia Tech	L, 55-67	19-58	.328	2-15	.133	15-16	.938	15-23	38	22-0	4	11	4	6	8	22	12
Tulsa	L, 52-70	19-58	.328	1-10	.100	13-18	.722	14-23	37	22-0	8	13	7	3	14	30	7
Virginia	L, 49-67	16-51	.314	2-12	.167	15-18	.833	10-23	33	15-0	7	14	4	6	22	24	13
Opponents in February	0-8	170-438	.388	21-107	.196	109-149	.732	105-172	277	163-1	75	110	38	42	138	238	78
Maryland	W, 79-72	28-56	.500	6-13	.462	17-19	.895	8-28	36	17-0	14	11	5	1	15	38	6
North Carolina	L, 50-82	16-48	.333	1-5	.200	17-26	.654	11-17	28	16-0	9	15	3	4	16	26	6
Opponents in March	1-1	44-104	.423	7-18	.389	34-45	.756	19-45	64	33-0	23	26	8	5	31	64	12
Opponents Totals	5-26	697-1726	.404	115-423	.272	408-601	.679	373-658	1031	616-11	341	464	121	166	491	906	328

2009-10 Individual Game-by-Game

Points/Rebounds/Assists

		D						M						Z					
		A		J		P		P		S		S		T		F			
		V		O		E		L		C		I		H		I			
		I		H		K		U		H		N		S		R			
		W		L		E		M		E		G		M		O			
		N		S		T		M		E		L		I		V			
		O		O		R		E		E		E		T		A			
		S		N		S		E		R		R		H		S			
		Z		N		Y		S		E		E		R		K			
N. 13	UNC-GREENSBORO	6-6-3	DNP	8-3-2	0-0-0	8-3-1	0-1-0	INJ	10-9-0	18-3-4	20-5-2	DNP	12-7-2				14-7-2		
N. 16	< COASTAL CAROLINA	2-5-1	1-0-0	13-22-3	2-0-0	0-3-2	DNP	INJ	10-6-0	10-2-5	23-11-1	DNP	9-3-2				4-5-0		
N. 17	< CHARLOTTE	5-1-0	0-0-1	5-3-1	0-0-0	5-2-2	0-0-0	INJ	15-11-2	20-6-5	17-3-2	24-5-5	1-1-2				9-13-1		
N. 21	RADFORD	2-0-1	2-2-0	20-0-0	0-0-0	9-5-1	0-0-0	INJ	12-11-1	18-0-7	13-7-7	20-3-7	4-4-0				4-9-1		
N. 25	> vs. Arizona State	DNP	DNP	8-2-1	DNP	0-0-0	DNP	INJ	4-6-0	16-4-6	13-8-5	14-2-1	4-2-0				5-6-0		
N. 27	> vs. Connecticut	0-0-0	0-0-0	11-3-0	0-0-0	0-0-0	DNP	INJ	3-7-0	19-5-5	6-8-1	16-3-1	11-11-0				2-11-3		
D. 2	+ at Wisconsin	DNP	DNP	12-4-0	DNP	DNP	DNP	0-2-0	6-6-1	10-3-4	28-6-3	13-5-2	0-2-0				0-4-1		
D. 5	ST. JOHN'S	DNP	DNP	2-3-0	DNP	2-3-0	DNP	4-2-1	2-4-0	15-3-6	17-8-3	16-0-3	11-8-1				11-7-1		
D. 15	GARDNER-WEBB	0-0-0	0-0-0	16-2-2	DNP	2-2-3	0-0-0	6-2-3	13-2-3	36-8-9	11-5-3	11-0-4	5-3-0				13-8-0		
D. 19	~ vs. Gonzaga		0-0-1	6-0-1	0-1-0	5-3-0	DNP	4-3-1	2-2-1	20-5-8	9-11-1	24-3-3	2-9-0				4-4-0		
D. 29	LONG BEACH STATE		0-0-0	7-1-0	0-0-0	0-2-0	DNP	0-1-2	2-4-0	22-3-7	14-9-3	19-3-7	10-4-1				10-12-0		
D. 31	PENNSYLVANIA		1-1-1	10-4-0	1-1-0	2-1-1	0-0-0	18-7-2	9-10-1	19-4-11	20-5-5	23-2-1	3-1-1	DNP			8-6-1		
J. 3	CLEMSON *		DNP	0-1-0	DNP	0-1-0	DNP	3-5-1	7-5-0	22-2-6	16-8-1	22-1-3	4-4-0	DNP			0-2-1		
J. 6	^ vs. Iowa State		0-1-0	0-0-0	0-0-0	0-1-0	DNP	7-4-1	4-5-0	31-3-4	15-8-4	20-4-3	9-3-2	DNP			0-6-0		
J. 9	at Georgia Tech *		DNP	2-1-0	DNP	0-0-0	DNP	10-6-3	8-5-0	25-2-6	9-5-3	9-1-3	0-1-0	DNP			4-5-0		
J. 13	BOSTON COLLEGE *		0-0-0	4-2-0	DNP	0-1-0	DNP	4-5-1	12-5-0	12-2-4	15-10-1	24-1-4	2-3-1	DNP			6-11-0		
J. 17	WAKE FOREST *		0-0-0	3-2-0	0-0-0	0-0-0	DNP	11-7-1	19-14-0	9-2-6	21-15-2	20-3-1	4-1-2	DNP			3-2-0		
J. 20	at N.C. State *		DNP	0-0-0	DNP	0-0-0	DNP	2-3-1	0-3-0	21-4-2	22-5-0	18-2-2	5-12-2	DNP			6-9-1		
J. 23	at Clemson *		DNP	DNP	DNP	0-0-1	DNP	0-0-0	2-8-0	11-3-3	12-2-1	22-3-2	13-7-1	DNP			0-2-1		
J. 27	FLORIDA STATE *		DNP	3-0-0	DNP	0-0-0	DNP	0-1-1	2-4-0	22-4-5	20-7-3	11-4-4	6-6-1	DNP			6-3-2		
J. 30	at Georgetown		DNP	5-1-0	DNP	0-1-0	DNP	4-3-0	6-2-0	17-4-5	18-6-4	19-4-1	8-5-1	DNP			0-0-0		
F. 4	GEORGIA TECH *		0-1-0	DNP	0-0-0	3-4-0	0-0-0	5-1-1	2-1-0	21-3-7	30-5-2	14-3-4	6-11-1	DNP			5-7-0		
F. 6	at Boston College *		DNP	1-0-0	DNP	1-1-0	DNP	1-6-0	0-1-0	21-4-4	12-3-0	21-4-4	6-5-1	DNP			3-6-2		
F. 10	at North Carolina *		DNP	0-1-0	DNP	0-0-0	DNP	7-9-2	2-6-0	24-5-4	19-9-2	10-6-1	2-5-1	DNP			0-3-2		
F. 13	MARYLAND *		0-0-0	0-1-0	DNP	2-0-0	DNP	7-3-1	2-4-0	22-3-1	10-6-1	14-2-6	4-3-2	DNP			16-17-1		
F. 17	at Miami *		DNP	3-0-1	DNP	0-0-1	DNP	4-2-0	2-1-1	15-2-6	22-11-4	21-2-2	4-3-0	DNP			10-5-2		
F. 21	VIRGINIA TECH *		DNP	0-0-0	DNP	0-1-0	DNP	0-0-0	1-2-0	15-3-7	25-10-0	23-3-1	0-6-1	DNP			3-16-2		
F. 25	TULSA		1-0-0	0-0-0	DNP	0-0-0	DNP	1-2-0	6-6-1	15-4-3	17-5-1	18-2-1	2-10-1	DNP			10-11-2		
F. 28	at Virginia *		1-0-0	5-2-2	2-0-0	0-1-0	DNP	6-4-2	3-5-0	20-3-3	21-3-3	5-2-2	4-3-1	DNP			0-4-0		
M. 3	at Maryland *		DNP	6-1-0	DNP	DNP	DNP	2-1-0	5-1-0	19-5-2	14-5-2	20-3-3	2-5-1	DNP			4-13-0		
M. 6	NORTH CAROLINA *		0-0-0	5-0-0	0-1-0	0-1-0	0-0-0	0-0-0	2-4-1	20-5-7	25-2-2	20-4-5	2-6-0	DNP			8-13-1		
M. 12	\$ Boston College/Virginia																		

Home games in **BOLDFACE CAPS**

* - indicates Atlantic Coast Conference game

[] - denotes Duke/opponent AP ranking at time of game

- denotes sellout crowd

< - NIT Season Tip Off (Durham, N.C.)

> - NIT Season Tip Off (Madison Square Garden - New York, N.Y.)

+ - ACC/Big Ten Challenge

-- - Madison Square Garden (New York, N.Y.)

^ - United Center (Chicago, Ill.)

\$ - ACC Tournament (Greensboro Coliseum - Greensboro, N.C.)

starters in **bold**

Duke Extra Numbers / Streaks

Duke all-time record	1,903-822
Duke all-time ACC record (regular season only)	534-280
Duke's all-time overtime record	65-53
Consecutive games with at least one three-point FG	721*
Consecutive games with at least four three-point FG	15
Consecutive games holding opponents under .500 shooting	1
Consecutive games holding opponents under 100 points	44
Consecutive games scoring at least 70 points	2

* - Duke record

Duke Player Season/Career Highs

2009-10

Career

2-Nolan Smith

Pts	24, three times, last vs. Boston College (1/13/10)	same
Rebs	6 vs. North Carolina (2/10/10)	7 at Florida State (1/16/08)
Asts	7, two times, last vs. Long Beach State (12/29/09)	same
Blks	2 vs. Connecticut (11/27/09)	same
Stls	4 vs. Tulsa (2/25/10)	same
Mins	40, four times, last vs. Boston College (2/6/10)	same

5-Mason Plumlee

Pts	18 vs. Pennsylvania (12/31/09)	same
Rebs	9 vs. North Carolina (2/10/10)	same
Asts	3, two times, last vs. Georgia Tech (1/9/10)	same
Blks	4 vs. Long Beach State (12/29/09)	same
Stls	4 vs. Pennsylvania (12/31/09)	same
Mins	27 vs. North Carolina (2/10/10)	same

12-Kyle Singler

Pts	30 vs. Georgia Tech (2/4/10)	same
Rebs	15 vs. Wake Forest (1/17/10)	16 vs. Georgetown (1/17/09)
Asts	7 vs. Radford (11/21/09)	7, two times, last vs. Virginia Tech (01/04/09)
Blks	3, two times, last vs. Maryland (2/13/10)	6 vs. Boston College (3/13/09)
Stls	4 vs. St. John's (12/5/09)	6 vs. Loyola (12/31/08)
Mins	40, nine times, last vs. Maryland (3/3/10)	43 vs. Miami (2/7/09)

20-Andre Dawkins

Pts	20 vs. Radford (11/21/09)	same
Rebs	4, two times, last vs. Pennsylvania (12/31/09)	same
Asts	3 vs. Coastal Carolina (11/16/09)	same
Blks	1 vs. UNCG (11/13/09)	same
Stls	3 vs. Radford (11/21/09)	same
Mins	25 vs. Coastal Carolina (11/16/09)	same

21-Miles Plumlee

Pts	19, vs. Wake Forest (1/17/10)	same
Rebs	14, vs. Wake Forest (1/17/10)	same
Asts	3 vs. Gardner-Webb (12/15/09)	same
Blks	3, 3 times, last vs. Gardner-Webb (12/15/09)	3, five times
Stls	2, five times, last vs. Wake Forest (1/17/10)	same
Mins	32 vs. Wake Forest (1/17/10)	same

30-Jon Scheyer

Pts	36 vs. Gardner-Webb (12/15/09)	same
Rebs	8 vs. Gardner-Webb (12/15/09)	12 vs. Pittsburgh (12/20/07)
Asts	11 vs. Pennsylvania (12/31/09)	same
Blks	2 vs. St. John's (12/5/09)	same
Stls	5, three times, last vs. Virginia (2/28/10)	5, four times
Mins	40, five times, last vs. Virginia Tech (2/21/10)	44 vs. Virginia Tech (1/6/07)

34-Ryan Kelly

Pts	9 vs. Radford (11/21/09)	same
Rebs	5 vs. Radford (11/21/09)	same
Asts	3 vs. Gardner-Webb (12/15/09)	same
Blks	4 vs. Gonzaga (12/19/09)	same
Stls	2, three times, last vs. Pennsylvania (12/31/09)	same
Mins	20 vs. Gardner-Webb (12/15/09)	same

2009-10

Career

41-Jordan Davidson

Pts	2 vs. Radford (11/21/09)	3 vs. Miami (2/19/06)
Rebs	2 vs. Radford (11/21/09)	same
Asts	1, three times, last vs. Pennsylvania (12/31/09)	2 vs. Albany (12/17/07)
Blks	n/a	n/a
Stls	1 vs. North Carolina (3/6/10)	1, three times
Mins	6, two times, vs. Pennsylvania (12/31/09)	same

42-Lance Thomas

Pts	13 vs. Clemson (1/23/10)	21 vs. Duquesne (11/28/08)
Rebs	12 vs. N.C. State (1/20/10)	same
Asts	2, seven times, last vs. Maryland (2/13/10)	2, 11 times
Blks	2, two times, last vs. Florida State (1/27/10)	2, six times
Stls	2, four times, last vs. North Carolina (2/10/10)	4 vs. N.C. Central (11/9/07)
Mins	35, two times, last vs. Florida State (1/27/10)	same

51-Steve Johnson

Pts	2, two times, last vs. Virginia (2/28/10)	2, three times
Rebs	1, three times, last vs. North Carolina (3/6/10)	1, four times
Asts	n/a	n/a
Blks	n/a	1 vs. Davidson (11/25/06)
Stls	1, two times, last vs. Virginia (2/28/10)	same
Mins	5 vs. Pennsylvania (12/31/09)	5, two times

52-Todd Zafirovski

Pts	n/a	n/a
Rebs	n/a	n/a
Asts	n/a	n/a
Blks	n/a	n/a
Stls	n/a	n/a
Mins	n/a	n/a

53-Casey Peters

Pts	n/a	n/a
Rebs	1 vs. UNCG (11/13/09)	same
Asts	n/a	n/a
Blks	n/a	n/a
Stls	n/a	n/a
Mins	2, two times, last vs. Pennsylvania (12/31/09)	2, two times

55-Brian Zoubek

Pts	16 vs. Maryland (2/13/10)	18 vs. Columbia (11/12/06)
Rebs	17 vs. Maryland (2/13/10)	same
Asts	3 vs. Connecticut (11/27/09)	3, three times, last vs. Connecticut (11/27/09)
Blks	3 vs. Long Beach State (12/29/09)	4, 2 times, last vs. Maryland (1/24/09)
Stls	5 vs. Miami (2/17/10)	same
Mins	29, three times, last vs. Maryland (3/3/10)	same

2009-10 Individual High Games

Duke

	School Record	2009-10
Points.....	58	36 by Jon Scheyer vs. Gardner-Webb (12/15/09)
FG Made.....	28	11 by Jon Scheyer vs. Gardner-Webb (12/15/09)
FG Attempted.....	37	22 by Nolan Smith vs. Connecticut (11/27/09)
3-Pt. FG Made.....	9	8 by Kyle Singler vs. Georgia Tech (2/4/10)
3-Pt. FG Attempted.....	18	13 by Jon Scheyer vs. Georgia Tech (1/9/10)
FT Made.....	20	10 by Kyle Singler vs. N.C. State (1/20/10)
FT Attempted.....	24	12 by Kyle Singler vs. N.C. State (1/20/10)
Rebounds.....	31	17 by Brian Zoubek vs. Maryland (2/13/10)
Assists.....	16	11 by Jon Scheyer vs. Pennsylvania (12/31/09)
Blocked Shots.....	10	4, two times, last by Mason Plumlee vs. Long Beach State (12/29/09)
Steals.....	11	5, four times, last by Jon Scheyer vs. Virginia (2/28/10)
Minutes.....	49	40, 15 times, last by Kyle Singler vs. Maryland (3/3/10)

Opponent

	2009-10
Points.....	26 by Trevon Hughes, Wisconsin (12/2/09)
FG Made.....	10, two times, last by Trevor Booker, Clemson (1/23/10)
FG Attempted.....	19, three times, last by Malcolm Delaney, Virginia Tech (2/21/10)
3-Pt. FG Made.....	4 by Trevon Hughes, Wisconsin (12/2/09)
3-Pt. FG Attempted.....	9 by Malcolm Delaney, Virginia Tech (2/21/10)
FT Made.....	11, by Dwayne Collins, Miami (2/17/10)
FT Attempted.....	14 by Dwayne Collins, Miami (2/17/10)
Rebounds.....	14, by Artsiom Parakhouski, Radford (11/21/09)
Assists.....	10, Derwin Kitchen, Florida State (1/27/10)
Turnovers.....	8 by Eric Boateng, Arizona State (11/25/09)
Blocked Shots.....	6, by Ed Davis, North Carolina (2/10/10)
Steals.....	4, two times, last by Iman Shumpert, Georgia Tech (2/4/10)
Minutes.....	40 by Greg Monroe & Chris Wright, Georgetown (1/30/10)

Duke Under Mike Krzyzewski

Under Krzyzewski	Overall	in 2009-10	Under Krzyzewski	Overall	in 2009-10
Overall.....	786-220	26-5	Outrebounds opponent.....	499-57	22-2
At Home.....	396-55	17-0	Plays an overtime game.....	29-20	0-0
On the Road.....	195-105	5-5	Plays a double-overtime game.....	0-4	0-0
Neutral Site.....	193-60	4-0	Plays a triple-overtime games.....	1-0	0-0
vs. ACC Teams (all games).....	356-153	13-3	Plays a ranked opponent.....	170-119	5-3
ACC Games (regular season).....	309-134	13-3	Plays in November.....	102-10	6-0
Home.....	175-47	8-0	Plays in December.....	161-26	5-1
Road.....	134-87	5-3	Plays in January.....	205-58	6-3
Neutral.....	0-0	0-0	Plays in February.....	179-66	8-0
Non-Conference Teams.....	430-67	13-2	Plays in March.....	134-56	1-1
Home.....	223-8	9-0	Plays in April.....	5-5	0-0
Road.....	63-18	0-2	Final margin is 10 pts. or less.....	266-154	5-3
Neutral.....	144-41	4-0	Scores 59 points or less.....	17-21	0-0
Duke Shoots 60% or better.....	71-4	2-0	Scores 60+ points.....	764-197	26-5
Duke Shoots 50% or better.....	423-30	4-0	Scores 70+ points.....	688-136	19-3
Duke Shoots Less than 50%.....	359-189	21-5	Scores 80+ points.....	482-46	12-0
Holds Opp. to Less than 50%.....	667-88	24-2	Scores 90+ points.....	255-8	6-0
Holds Opp. to Less than 40%.....	308-9	17-0	Scores 100+ points.....	104-2	4-0
Holds Opp. to Less than 30%.....	42-0	2-0			

The Last Time It Happened ...

Team

100 Points by a Team

By Duke..... 114 vs. Pennsylvania (12/31/09)
By Opponent 101 by North Carolina (2/11/09)

40-Point Win

By Duke..... 114-55 vs. Pennsylvania (12/31/09)
By Opponent 109-66 by Virginia (3/11/83)

30-Point Win

By Duke..... 82-50 vs. North Carolina (3/6/10)
By Opponent 103-73 by UNLV (4/2/90)

Overtime Game

Duke Win..... 78-75 vs. Miami (2/7/09)
Duke Loss 65-64 vs. [11] Pittsburgh (12/20/07)

Double Overtime Game

Duke Win..... 66-63 vs. Virginia Tech (12/1/69)
Duke Loss 94-80 at [15] Wake Forest (2/13/03)

Triple Overtime Game

Duke Win..... 73-72 vs. Clemson (2/24/82)
Duke Loss 70-68 at Virginia (2/25/58)

Won The Game In The Final Seconds

By Duke..... David McClure layup at 0.1 seconds
Duke Defeated Clemson, 68-66 (1/25/07)
By Opponent James Johnson layup at 0.8 seconds
Wake Forest Defeated Duke, 70-68 (1/28/09)

Five Players in Double-Digit Scoring

By Duke vs. Pennsylvania (12/31/09)
By Opponent by N.C. State (1/20/10)

Made 30-39 Field Goals

By Duke..... 30 vs. Wake Forest (1/17/10)
By Opponent 33 by Georgetown (1/30/10)

Made 40-49 Field Goals

By Duke..... 43 vs. Gardner-Webb (12/15/09)
By Opponent 42 by Florida State (2/4/06)

Made 50+ Field Goals

By Duke..... 50 vs. Mercer (12/21/97)
By Opponent N/A

Made Fewer Than 20 Field Goals

By Duke..... 18 vs. Virginia Tech (2/21/10)
By Opponent 16 by North Carolina (3/6/10)

Had 70-79 Field Goal Attempts

By Duke..... 70 vs. Wake Forest (1/17/10)
By Opponent 71 by Florida State (1/10/09)

Had 80-89 Field Goal Attempts

By Duke..... 84 vs. Portland (11/25/01)
By Opponent 85 by Florida State (2/4/06)

Had 90-99 Field Goal Attempts

By Duke..... 90 vs. Wake Forest (12/18/70)
By Opponent 91 by William & Mary (12/3/73)

Had 100+ Field Goal Attempts

By Duke..... 102 vs. N.C. State (3/5/55)
By Opponent 100 by N.C. State (2/20/74)

Had Fewer Than 30 Field Goal Attempts

By Duke..... 23 vs. North Carolina (2/24/79)
By Opponent 29 by North Carolina (3/8/02)

Shot Over 50 Percent From The Field

By Duke..... .500 (24-of-48) vs. Clemson (1/3/10)
By Opponent500 (28-of-56) by Maryland (3/3/10)

Shot Over 60 Percent From The Field

By Duke... .600 (36-of-60) vs. Pennsylvania (12/31/09)
By Opponent .717 (33-of-46) by Georgetown (1/30/10)

Shot Over 70 Percent From The Field

By Duke .712 (37-of-52) vs. William & Mary (11/26/85)
By Opponent .717 (33-of-46) by Georgetown (1/30/10)

Shot Less Than 30 Percent From The Field

By Duke..... .290 (18-of-62) vs. Virginia Tech (2/21/10)
By Opponent278 (15-of-54) by Gonzaga (12/19/09)

Made 10+ Three-Point Field Goals

By Duke..... 10 vs. Maryland (3/3/10)
By Opponent 10 by Rhode Island (11/16/08)

Made 15+ Three-Point Field Goals

By Duke..... 15 vs. Long Beach State (12/29/09)
By Opponent 16 by Wake Forest (3/10/95)

Made 0 Three-Point Field Goals

By Duke..... 0-4 vs. Hawai'i (12/30/89)
By Opponent 0-4 by Connecticut (11/27/09)

Had 20-29 Three-Point Field Goal Attempts

By Duke..... 21 vs. North Carolina (3/6/10)
By Opponent 24 by Pennsylvania (12/31/09)

Had 30+ Three-Point Field Goal Attempts

By Duke..... 30 vs. Virginia Tech (2/21/10)
By Opponent N/A

Shot Over 50 Percent From The 3-Point Line

By Duke..... .500 (9-of-18) vs. North Carolina (2/10/10)
By Opponent . .500 (9-of-18) by Florida State (3/15/09)

Shot Over 60 Percent From The 3-Point Line

By Duke..... .667 (12-of-18) vs. Georgia Tech (2/4/10)
By Opponent667 (2-of-3) by St. John's (2/19/09)

Shot Over 70 Percent From The 3-Point Line

By Duke..... .750 (15-of-20) vs. Notre Dame (11/26/98)
By Opponent714 (10-of-14) by Rhode Island (11/16/08)

Shot Over 80 Percent From The 3-Point Line

By Duke..... .909 (10-of-11) vs. Clemson (2/1/88)
By Opponent800 (12-of-15) by N. Carolina (3/5/83)

Shot Less Than 20 Percent From 3-Point Line

By Duke... .083 (1-of-12) vs. Boston College (1/13/10)
By Opponent167 (2-of-12) by Virginia (2/28/10)

Made 20-29 Free Throws

By Duke..... 22 vs. North Carolina (3/6/10)
By Opponent 20 by Miami (2/17/10)

Made 30-39 Free Throws

By Duke..... 32 vs. Pennsylvania (12/31/09)
By Opponent 32 by Florida State (3/1/06)

Made 40+ Free Throws

By Duke..... 40 vs. Southern Illinois (11/20/08)
By Opponent 42 by Wake Forest (12/20/68)

Made 5 Or Fewer Free Throws

By Duke..... 5 vs. Long Beach State (12/29/09)
By Opponent 1 by Binghamton (3/19/09)

Had 30-39 Free Throw Attempts

By Duke..... 36 vs. Georgia Tech (2/4/10)
By Opponent 31 by North Carolina (2/11/09)

Had 40-49 Free Throw Attempts

By Duke..... 40 vs. Pennsylvania (12/31/09)
By Opponent 40 by Florida State (3/1/06)

Had 50+ Free Throw Attempts

By Duke..... 54 vs. Fairfield (11/14/98)
By Opponent 51 by Arizona (2/24/91)

Shot Over 80 Percent From The Foul Line

By Duke..... .957 (22-of-23) vs. North Carolina (3/6/10)
By Opponent895 (17-of-19) by Maryland (3/3/10)

Shot Over 90 Percent From The Foul Line

By Duke..... .957 (22-of-23) vs. North Carolina (3/6/10)
By Opponent .938 (15-of-16) by Virginia Tech (2/21/10)

Shot 100 Percent From The Foul Line

By Duke..... 24-24 vs. Davidson (2/11/78)
By Opponent 8-8 by Maryland (2/11/07)

Had 50-59 Rebounds

By Duke..... 51 vs. North Carolina (2/10/10)
By Opponent 53 by North Carolina (3/8/08)

Had 60+ Rebounds

By Duke..... 61 vs. William & Mary (12/2/72)
By Opponent 65 by Clemson (2/15/75)

Five Players Fouled Out

By Duke..... vs. Wake Forest (2/17/08)
By Opponent by Maryland (2/10/90)

Had 20-29 Assists

By Duke..... 24 vs. Pennsylvania (12/31/09)
By Opponent 20 by Georgetown (1/30/10)

Had 30+ Assists

By Duke..... 30 vs. South Carolina St. (11/21/98)
By Opponent 30 by Maryland (2/10/90)

Had 10+ Blocked Shots

By Duke..... 10 vs. Long Beach State (12/29/09)
By Opponent 12 by North Carolina (2/10/10)

Had 10+ Steals

By Duke..... 12 vs. Miami (2/17/10)
By Opponent 12 by Clemson (2/4/09)

Caused 20+ Turnovers

By Duke..... 22 vs. Miami (2/17/10)
By Opponent 21 by Presbyterian (11/10/08)

Caused 30+ Turnovers

By Duke..... 31 vs. Eastern Kentucky (11/25/07)
By Opponent 33 by Maryland (2/9/91)

Committed 10 Or Fewer Turnovers

By Duke..... 9 vs. North Carolina (3/6/10)
By Opponent 9 by Boston College (2/6/10)

The Last Time It Happened ...

Duke Was Ranked

No. 1..... Jan. 26, 2009
 Top 5..... March 8, 2010 (No. 4)
 Top 10..... March 8, 2010 (No. 4)
 Top 25..... March 8, 2010 (No. 4)

Duke Played a Ranked Opponent

No. 1.....vs. North Carolina on March 8, 2008
 Top 5.....vs. No. 2 North Carolina on March 8, 2009
 Top 10.....vs. No. 7 Georgetown on January 30, 2010
 Top 25.....vs. No. 22 Maryland on March 3, 2010

Duke Defeated a Ranked Opponent

No. 1.....vs. Arizona (95-87) on Nov. 26, 1997
 Top 5.....at No. 3 N. Carolina (89-78) on Feb. 6, 2008
 Top 10.....vs. No. 8 Wake Forest (101-91) on Feb. 22, 2009
 Top 25.....vs. No. 21 Ga. Tech (86-67) on February 4, 2010

Duke Lost To a Ranked Opponent

No. 1.....vs. North Carolina (76-68) on March 8, 2008
 Top 5.....vs. No. 2 N. Carolina (79-71) on March 8, 2009
 Top 10.....vs. No. 7 Georgetown (89-77) on January 30, 2010
 Top 25.....vs. No. 22 Maryland on March 3, 2010

Duke Faced No. 1

Home...vs. North Carolina (L, 76-68) on March 8, 2008
 Road...vs. North Carolina (L, 83-69) on March 7, 1993
 Neutral.....vs. Connecticut (L, 71-66) on Nov. 12, 1999

Individual

30-39 Points by a Player

By Duke.....30, Kyle Singler vs. Georgia Tech (2/4/10)
 By Opp. 34, Jack McClinton, Miami (2/7/09)

40+ Points by a Player

By Duke..... 40, J.J. Redick vs. Virginia (1/28/06)
 By Opp. 40, Bootsie Thornton, St. John's (1/24/99)

Two Players Scored 20-29 Points

By Duke.....Scheyer (20), Smith (20) & Singler (25)
vs. North Carolina (3/6/10)
 By Opp.Austin Freeman (20), Greg Monroe (21) &
Chris Wright (21) by Georgetown (1/30/10)

Three Players Scored 20-29 Points

By Duke.....Scheyer (20), Smith (20) & Singler (25)
vs. North Carolina (3/6/10)

Two Players Scored 30 Or More Points

By Duke.... Gerald Henderson (35) & Jon Scheyer (30)
 vs. Wake Forest (2/22/09)
 By Opp. Brian Oliver (31) & Dennis Scott (31)
by Georgia Tech (3/10/90)

10+ Field Goals Made by a Player

By Duke..... 10, Jon Scheyer vs. Iowa State (1/6/10)
 By Opp. 10, Trevor Booker, Clemson (1/23/10)

15+ Field Goals Made by a Player

By Duke.. 15, Christian Laetner vs. Ga. Tech (1/11/92)
 By Opp.17, Al Thornton, Florida State (2/4/06)

20-29 Field Goal Attempts by a Player

By Duke.....21, Jon Scheyer vs. Maryland (3/3/10)
 By Opp. 20, Toney Douglas, Florida State (3/3/09)

30+ Field Goal Attempts by a Player

By Duke..... 31, Bob Verga vs. Penn State (1/3/67)
 By Opp.32, Al Thornton, Florida State (2/4/06)

Player Shot 1.000 With 5+ Field Goal Attempts

By Duke 5-5, Brian Zoubek vs. Long Beach State (12/29/09)
 By Opp.5-5, Biko Paris, Boston College (3/13/09)

Player Shot .800 With 10+ Field Goal Attempts

By Duke 11-13 (.846), Jon Scheyer vs. Gardner-Webb (12/15/09)
 By Opp. 10-12 (.833), Tracy Smith, N.C. State (1/20/10)

Player Shot .900 With 10+ Field Goal Attempts

By Duke .11-12 (.917), Shelden Williams vs. Miami (1/19/05)
 By Opp. . 10-11 (.909), Rasheed Wallace, N. Carolina (2/2/95)

5+ 3pt Field Goals Made by a Player

By Duke.....5, Nolan Smith vs. Miami (2/17/10)
 By Opp. 5, Toney Douglas, Florida State (3/3/09)

10+ 3pt Field Goal Attempts by a Player

By Duke....10, Jon Scheyer vs. North Carolina (3/6/10)
 By Opp.11, Terrence Oglesby, Clemson (2/4/09)

Player Shot .800 With 5+ 3pt Field Goal Attempts

By Duke 8-10 (.800), Kyle Singler vs. Georgia Tech (2/4/10)
 By Opp. ... 4-5 (.800), Chris Singleton, Florida St. (3/15/09)

10+ Free Throws Made by a Player

By Duke..... 10, Kyle Singler vs. N.C. State (1/20/10)
 By Opp. 11, Dwayne Collins, Miami (2/17/10)

15+ Free Throws Made by a Player

By Duke.... 15, Jason Williams vs. N.C. State (1/10/01)
 By Opp.15, Al Thornton, Florida State (2/4/06)

10+ Free Throws Attempted by a Player

By Duke..... 11, Kyle Singler vs. Tulsa (2/25/10)
 By Opp. 11, Jerome Meyinsse, Virginia (2/28/10)

15+ Free Throws Attempted by a Player

By Duke.....15, Jon Scheyer vs. Florida State (3/15/09)
 By Opp. 15, DeJuan Blair, Pittsburgh (12/20/07)

Player Shot 1.000 With 10+ Free Throw Attempts

By Duke.... 13-13, Jon Scheyer vs. Rhode Island (11/28/08)
 By Opp. 10-10, Chris McCray, Maryland (2/12/05)

10+ Rebounds by a Player

By Duke.... 13, Brian Zoubek vs. North Carolina (3/6/10)
 By Opp. 11, Jordan Williams, Maryland (3/3/10)

15+ Rebounds by a Player

By Duke... 16, Brian Zoubek vs. Virginia Tech (2/21/10)
 By Opp. 17, Gani Lawal, Georgia Tech (1/14/09)

20+ Rebounds by a Player

By Duke.....21, Elton Brand vs. Fresno St. (11/27/98)
 By Opp.20, DeJuan Blair, Pittsburgh (12/20/07)

Two Players with 10 or More Rebounds

By Duke.....Brian Zoubek (11) & Lance Thomas (10)
 vs. Tulsa (2/25/10)
 By Opp. Al-Farouq Aminu [10] & Chas McFarland [10],
 Wake Forest (1/17/10)

5+ Offensive Rebounds by a Player

By Duke ... 5, Brian Zoubek vs. North Carolina (3/6/10)
 By Opp. 6, Corey Raji, Boston College (2/6/10)

10+ Defensive Rebounds by a Player

By Duke..... 10, Miles Plumlee vs. Charlotte (11/17/09)
 By Opp. 10, Alex Oriakhi, Connecticut (11/27/09)

7+ Assists by a Player

By Duke 7, Jon Scheyer vs. North Carolina (3/6/10)
 By Opp. 10, Derwin Kitchen, Florida State (1/27/10)

10+ Assists by a Player

By Duke ...11, Jon Scheyer vs. Pennsylvania (12/31/09)
 By Opp. 10, Derwin Kitchen, Florida State (1/27/10)

5+ Blocked Shots by a Player

By Duke... 6, Kyle Singler vs. Boston College (3/13/09)
 By Opp. 6, Ed Davis, North Carolina (2/10/10)

5+ Steals by a Player

By Duke.....5, Jon Scheyer vs. Virginia (2/28/10)
 By Opp. 7, K.C. Rivers, Clemson (2/4/09)

Double-Double by a Player*

By Duke..... 10/11 Brian Zoubek vs. Tulsa (2/25/10)
 By Opp. 15/11, Jordan Williams, Maryland (3/3/10)

Triple-Double by a Player^

By Duke..... 19/11/10 blocks, Shelden Williams
 vs. Maryland (1/11/06)
 By Opp.16/15/10 blocks, Tree Rollins
 Clemson (2/23/77)

*Double-doubles are points and rebounds unless otherwise indicated

^Triple-doubles are points, rebounds, and assists unless indicated

Duke Miscellaneous Statistics

Games as Leading Scorer

Jon Scheyer.....	11
Kyle Singler.....	11
Nolan Smith.....	11
Andre Dawkins.....	1

Games as Leading Rebounder

Kyle Singler.....	12
Brian Zoubek.....	10
Miles Plumlee.....	7
Lance Thomas.....	4
Mason Plumlee.....	3
Jon Scheyer.....	1

Games Leading in Assists

Jon Scheyer.....	29
Nolan Smith.....	8
Kyle Singler.....	3
Lance Thomas.....	1

Double-Figure Scoring Games

Jon Scheyer.....	30
Kyle Singler.....	29
Nolan Smith.....	27
Miles Plumlee.....	7
Brian Zoubek.....	7
Andre Dawkins.....	6
Lance Thomas.....	5
Mason Plumlee.....	3

30-Point Games

Jon Scheyer.....	2
Kyle Singler.....	1

20-Point Games

Jon Scheyer.....	15
Nolan Smith.....	14
Kyle Singler.....	12
Andre Dawkins.....	1

10-Rebound Games

Brian Zoubek.....	9
Kyle Singler.....	6
Miles Plumlee.....	4
Lance Thomas.....	4

Double-Doubles

Kyle Singler.....	5
Miles Plumlee.....	3
Brian Zoubek.....	3
Jon Scheyer.....	1
Lance Thomas.....	1

Dunks

Opponent.....	80
Duke.....	74

Miles Plumlee.....	29
Mason Plumlee.....	21
Nolan Smith.....	9
Kyle Singler.....	4
Lance Thomas.....	4
Olek Czyz.....	3
Ryan Kelly.....	2
Andre Dawkins.....	1
Brian Zoubek.....	1

Charges Drawn

Opponent.....	18
Duke.....	45

Lance Thomas.....	12
Brian Zoubek.....	12
Kyle Singler.....	7
Jon Scheyer.....	5
Ryan Kelly.....	4
Nolan Smith.....	4
Miles Plumlee.....	1

Three-Point Plays

Opponent.....	30
Duke.....	40

Jon Scheyer.....	11
Kyle Singler.....	8
Nolan Smith.....	6
Lance Thomas.....	5
Miles Plumlee.....	4
Andre Dawkins.....	3
Brian Zoubek.....	3

Four-Point Plays

Opponent.....	0
Duke.....	2

Jon Scheyer.....	2
------------------	---

Forced Five-Second Calls

Opponent.....	0
Duke.....	2

Nolan Smith.....	1
TEAM.....	1

Technical Fouls

Opponent.....	5
Duke.....	2

Kyle Singler.....	1
Nolan Smith.....	1

Jump Balls Controlled

Opponent.....	13
Duke.....	18

Miles Plumlee.....	15
Brian Zoubek.....	3

Duke's First Substitution

Brian Zoubek.....	22
Mason Plumlee.....	17
Miles Plumlee.....	7
Ryan Kelly.....	5
Andre Dawkins.....	1
Lance Thomas.....	1

Bench Scoring

Opponent.....	491
Duke.....	463

Andre Dawkins.....	163
Brian Zoubek.....	122
Mason Plumlee.....	102
Ryan Kelly.....	39
Miles Plumlee.....	21
Lance Thomas.....	16
Olek Czyz.....	7
Jordan Davidson.....	6
Steve Johnson.....	5

Largest Halftime Lead

30 vs. Charlotte (11/17)

Largest Halftime Deficit

13 vs. Georgetown (1/30)

Largest Duke Lead

59 vs. Pennsylvania (12/31)

Largest Duke Deficit

23 vs. Georgetown (1/20)

Largest Duke Win

59 vs. Pennsylvania (12/31)

Largest Duke Defeat

14 vs. N.C. State (1/20)

Most Consecutive Points Scored

17 vs. St. John's (12/5)

Most Consecutive Points Allowed

12 vs. Florida State (1/27)

Longest Winning Streak

8, Feb. 4 - March 3

7, Dec. 5 - Jan. 9

Longest Losing Streak

1, Dec. 2

1, Jan. 9

1, Jan. 20

1, Jan. 30

1, March 3

Largest Home Crowd

9,314, 17 times

Largest Road Crowd

21,750

Largest Neutral Crowd

14,554

Duke's 2009-10 Record When...

Plays at home.....	17-0	Plays in November.....	6-0
Plays on the road.....	5-5	Plays in December.....	5-1
Plays at neutral site.....	4-0	Plays in January.....	6-3
Record vs. the ACC.....	13-3	Plays in February.....	8-0
Record against non-conference.....	13-2	Plays in March.....	1-1
Wins the game before.....	20-5	Plays in April.....	0-0
Loses the game before.....	5-0	Plays during the day.....	5-2
Leads at half.....	24-1	Plays at night.....	21-3
Trails at half.....	1-4	Plays on Sunday.....	4-0
Tied at half.....	1-0	Plays on Monday.....	1-0
Plays an overtime game.....	0-0	Plays on Tuesday.....	3-0
Shoots 50% or better.....	5-0	Plays on Wednesday.....	6-3
Shoots less than 50%.....	21-5	Plays on Thursday.....	3-0
Opp. shoots 50% or less.....	24-3	Plays on Friday.....	2-0
Shoots better than opp.....	19-2	Plays on Saturday.....	7-2
Shoots worse than opp.....	7-3	Margin is 5 pts. or less.....	1-2
Has more FTs made than opp.....	21-3	Margin is 10 pts. or less.....	4-1
Has equal FTs made.....	0-0	Margin is between 11-20.....	9-2
Has less FTs made than opp.....	5-2	Margin is more than 20.....	11-0
Outrebounded opp.....	22-2	Has a 20-pt. scorer.....	20-4
Is outrebounded.....	4-3	Has a 30-pt. scorer.....	3-0
Has equal rebounds.....	0-0	Scores 59 points or less.....	0-0
Has more TOs than opp.....	1-2	Scores 60+ points.....	26-5
Has equal or less TOs than opp.....	25-3	Scores 70+ points.....	19-3
Scores more/equal bench pts.....	8-1	Scores 80+ points.....	12-0
Scores less bench pts.....	18-4	Scores 90+ points.....	6-0
Plays a ranked opp.....	5-3	Scores 100+ points.....	4-0
Makes 5+ 3-Pt. shots.....	20-5		
No Duke player fouls out.....	8-2		
1+ Duke player fouls out.....	11-2		
Has 20+ assists.....	5-0		
Wears white uniforms.....	21-0		
Wears blue uniforms.....	2-1		
Wears black uniforms.....	3-4		
Plays in tournaments.....	4-0		
Plays on television.....	25-5		

Duke Updated Career Records

Scoring

1.	J.J. Redick	2,769
2.	Johnny Dawkins	2,556
3.	Christian Laettner	2,460
4.	Mike Gminski	2,323
5.	Danny Ferry	2,155
6.	Mark Alarie	2,136
7.	Jason Williams	2,079
	Gene Banks	2,079
9.	Jim Spanarkel	2,012
10.	Shane Battier	1,984
	Art Heyman	1,984
12.	Trajan Langdon	1,974
13.	►Jon Scheyer	1,934
14.	Shelden Williams	1,928
15.	Grant Hill	1,924
16.	Dick Groat	1,886
17.	Jeff Mullins	1,884
18.	Bob Verga	1,758
19.	Bobby Hurley	1,731
20.	Randy Denton	1,658
21.	Ronnie Mayer	1,647
22.	Cherokee Parks	1,643
23.	Jeff Capel	1,601
24.	Daniel Ewing	1,595
25.	Thomas Hill	1,594

ACC Victories

1.	Shane Battier	70
2.	Chris Carrawell	66
3.	Chris Duhon	62
	Nate James	62
5.	J.J. Redick	60
	Shelden Williams	60
7.	Daniel Ewing	59
	Nick Horvath	59
9.	Casey Sanders	58

Overall Victories

1.	Shane Battier	131
2.	Chris Duhon	123
3.	Christian Laettner	122
4.	Nate James	117
	Danny Ferry	117
6.	J.J. Redick	116
	Shelden Williams	116
	Chris Carrawell	116
	Thomas Hill	116
	Brian Davis	116
	Greg Koubek	116

Field Goal Pct.

	FGM	FGA	Pct	
1.	Carlos Boozer	554	878	.631
2.	Elton Brand	355	580	.612
3.	Alaa Abdelnaby	448	748	.599
4.	Christian Laettner	834	1,452	.574
5.	Shelden Williams	688	1,202	.572
6.	Jay Buckley	352	617	.571
7.	Antonio Lang	367	644	.570
8.	Greg Newton	310	545	.569
9.	Bob Fleischer	441	789	.559
10.	Jay Bilas	365	655	.557
	Mike Lewis	542	973	.557

minimum 300 made field goals

Free Throw Pct.

	FTM	FTA	Pct	
1.	J.J. Redick	662	726	.912
2.	Trajan Langdon	386	448	.862
3.	►Jon Scheyer	566	656	.863
4.	Tom Emma	214	254	.843
5.	Chris Redding	343	425	.807
6.	Jim Spanarkel	564	700	.805
	Christian Laettner	713	885	.805
8.	Tate Armstrong	246	306	.804
9.	Kevin Billerman	211	264	.799
10.	Mark Alarie	480	602	.797

minimum 200 made free throws

Free Throws Made

	FT	
1.	Christian Laettner	713
2.	J.J. Redick	662
3.	►Jon Scheyer	566
4.	Jim Spanarkel	564
5.	Art Heyman	558
6.	Shelden Williams	546
7.	Dick Groat	522
8.	Mike Gminski	521
9.	Ronnie Mayer	515
10.	Johnny Dawkins	485

3-Pt. Field Goals

1.	J.J. Redick	457
2.	Trajan Langdon	342
3.	Jason Williams	313
4.	►Jon Scheyer	276
5.	Bobby Hurley	264
6.	Shane Battier	246
7.	Jeff Capel	220
8.	Daniel Ewing	217
9.	Greg Paulus	210
10.	Chris Collins	209

3-Pt. Field Goals Attempted

1.	J.J. Redick	1,126
2.	Trajan Langdon	802
3.	Jason Williams	797
4.	►Jon Scheyer	716
5.	Bobby Hurley	652
6.	Shane Battier	592
7.	Daniel Ewing	554
8.	Jeff Capel	553
9.	Chris Collins	539
10.	Greg Paulus	527

3-Pt. Field Goal Pct.

	3PT	3PTA	Pct	
1.	Christian Laettner	79	163	.485
2.	Trajan Langdon	342	802	.426
3.	Shane Battier	246	592	.416
4.	J.J. Redick	457	1,126	.406
5.	Bobby Hurley	264	652	.405
6.	Phil Henderson	128	320	.400
7.	Greg Paulus	210	527	.398
	Jeff Capel	220	553	.398
9.	Jason Williams	313	797	.393
10.	Daniel Ewing	217	554	.392

minimum 75 made three-point field goals

Rebounds

	GP	Reb	Avg	
1.	Shelden Williams	139	1,262	9.1
2.	Mike Gminski	122	1,242	10.2
3.	Christian Laettner	148	1,149	7.8
4.	Randy Denton	84	1,067	12.7
5.	Mike Lewis	84	1,051	12.5
6.	Danny Ferry	143	1,003	7.0
7.	Gene Banks	124	985	7.9
8.	Ronnie Mayer	105	954	9.0
9.	Bernie Janicki	83	923	11.1
10.	Shane Battier	146	887	6.1

Assists

	GP	AST	Avg	
1.	Bobby Hurley	140	1,076	7.7
2.	Chris Duhon	144	819	5.7
3.	Tommy Amaker	138	708	5.1
4.	Jason Williams	108	644	6.0
5.	Quin Snyder	136	575	4.2
	Johnny Dawkins	133	555	4.2
7.	Danny Ferry	143	506	3.5
8.	Steve Wojciechowski	128	505	3.9
9.	Greg Paulus	139	468	3.4
10.	Grant Hill	129	461	3.6

Blocked Shots

	GP	BS	Avg	
1.	Shelden Williams	139	422	3.0
2.	Mike Gminski	122	345	2.8
3.	Shane Battier	146	254	1.7
4.	Cherokee Parks	131	231	1.8
5.	Christian Laettner	148	145	1.0
6.	Grant Hill	129	133	1.0
7.	Shavlik Randolph	92	129	1.4
8.	Josh McRoberts	69	128	1.9
9.	Casey Sanders	124	120	0.9
10.	Chris Carrawell	136	114	0.8

Steals

	GP	ST	Avg	
1.	Chris Duhon	144	300	2.1
2.	Shane Battier	146	266	1.8
3.	Tommy Amaker	138	259	1.9
4.	Jim Spanarkel	114	253	2.2
5.	Christian Laettner	148	243	1.6
6.	Jason Williams	108	235	2.2
7.	Grant Hill	129	218	1.7
8.	Steve Wojciechowski	128	203	1.6
9.	Bobby Hurley	140	202	1.4
10.	►Jon Scheyer	135	194	1.4
	Thomas Hill	141	194	1.4
	Sean Dockery	133	194	1.5

Games Played

1.	Christian Laettner	148
2.	Greg Koubek	147
3.	Shane Battier	146
4.	Chris Duhon	144
	Danny Ferry	143
6.	Thomas Hill	141
	Brian Davis	141
8.	Bobby Hurley	140
9.	Greg Paulus	139
	J.J. Redick	139
	Shelden Williams	139

► Active Players - 2009-10 Season

Jordan #41
DAVIDSON
 Guard • GR-4L • 6-1 • 180
 Melbourne, Ark. (Blair Academy [N.J.])
 Psychology Major



2009-10

- Played in 16 games on the season, including five ACC contests.
- Recorded two points and two rebounds in four minutes against Radford (11/21).
- Tallied one point, one rebound and one assist in six minutes against Pennsylvania (12/31).
- Made one free throw against both Coastal Carolina (11/16) and Tulsa (2/25).
- Dished out one assist versus Charlotte (11/17).
- Played four minutes with one assist against Gonzaga in Madison Square Garden (12/19).
- Grabbed one rebound against Iowa State (1/6).
- Pulled down one rebound against No. 21 Georgia Tech (2/4).
- Notched his first steal of the season against North Carolina (3/6).

Game-by-Game Statistics

2009-10

Opponent	FG	3FG	FT	O-D-R	PF	Pts	A	TO	B	S	MIN
UNC Greensboro				DNP							
Coastal Carolina	0-0	0-0	1-2	0-0-0	0	1	0	0	0	0	3
Charlotte	0-0	0-0	0-0	0-0-0	0	0	1	1	0	0	6
Radford	0-1	0-0	2-2	1-1-2	0	2	0	0	0	0	4
vs. Arizona State				DNP							
vs. [13] Connecticut	0-0	0-0	0-0	0-0-0	0	0	0	0	0	0	1
at Wisconsin				DNP							
St. John's				DNP							
Gardner-Webb	0-0	0-0	0-0	0-0-0	0	0	0	0	0	0	4
vs. [15] Gonzaga	0-0	0-0	0-0	0-0-0	2	0	1	0	0	0	4
Long Beach State	0-0	0-0	0-0	0-0-0	0	0	0	0	0	0	0+
Pennsylvania	0-0	0-0	1-2	1-0-1	0	1	1	0	0	0	6
[21] Clemson				DNP							
vs. Iowa State	0-0	0-0	0-0	1-0-1	0	0	0	0	0	0	2
at [20] Georgia Tech				DNP							
Boston College	0-0	0-0	0-0	0-0-0	1	0	0	0	0	0	3
Wake Forest	0-0	0-0	0-0	0-0-0	0	0	0	0	0	0	2
at N.C. State				DNP							
at [17] Clemson				DNP							
Florida State				DNP							
at [7] Georgetown				DNP							
[21] Georgia Tech	0-1	0-1	0-0	0-1-1	1	0	0	0	0	0	3
at Boston College				DNP							
at North Carolina				DNP							
Maryland	0-1	0-0	0-0	0-0-0	0	0	0	0	0	0	2
at Miami				DNP							
Virginia Tech				DNP							
Tulsa	0-0	0-0	1-2	0-0-0	0	1	0	0	0	0	2
at Virginia	0-0	0-0	1-2	0-0-0	0	1	0	0	0	0	3
at [23] Maryland				DNP							
North Carolina	0-1	0-0	0-0	0-0-0	1	0	0	1	0	1	3

* Indicates Games Started

Career Statistics

SEASON	GP-GS	MP	FG-FGA	PCT.	3PT-A	PCT.	FT-FTA	PCT.	REB.	AVG.	PF-DQ	AS	TO	BS	ST	TP	AVG.
2005-06	10-0	11	1-2	.500	1-1	1.000	0-0	.000	1	0.1	0-0	0	1	0	1	3	0.3
2006-07	11-0	15	0-1	.000	0-0	.000	2-2	1.000	3	0.3	2-0	0	2	0	0	2	0.2
2007-08	13-0	20	2-5	.400	0-2	.000	0-2	.000	0	0.0	2-0	3	2	0	1	4	0.3
2008-09	DNP-Redshirted																
2009-10	16-0	48	0-4	.000	0-1	.000	6-10	.600	5	0.3	5-0	3	2	0	1	6	0.4
Total	50-0	94	3-12	.250	1-4	.250	8-14	.571	9	0.2	9-0	6	7	0	3	15	0.3

Career ACC Regular Season Statistics

SEASON	GP-GS	MP	FG-FGA	PCT.	3PT-A	PCT.	FT-FTA	PCT.	REB.	AVG.	PF-DQ	AS	TO	BS	ST	TP	AVG.
2005-06	5-0	4	1-1	1.000	1-1	1.000	0-0	.000	0	0.0	0-0	0	1	0	0	3	0.6
2006-07	5-0	4	0-1	.000	0-0	.000	0-0	.000	1	0.2	0-0	0	0	0	0	0	0.0
2007-08	5-0	4	1-2	.500	0-1	.000	0-1	.000	0	0.0	0-0	0	0	0	0	2	0.4
2008-09	0-0	0	0-0	.000	0-0	.000	0-0	.000	0	0.0	0-0	0	0	0	0	0	0.0
2009-10	6-0	16	0-3	.000	0-1	.000	1-2	.500	1	0.2	3-0	0	1	0	1	1	0.2
Total	21-0	28	2-7	.286	1-3	.333	1-3	.333	2	0.1	3-0	0	2	0	1	6	0.3

Career ACC Tournament Statistics


SEASON	GP-GS	MP	FG-FGA	PCT.	3PT-A	PCT.	FT-FTA	PCT.	REB.	AVG.	PF-DQ	AS	TO	BS	ST	TP	AVG.
2005-06	1-0	0+	0-0	.000	0-0	.000	0-0	.000	0	0.0	0-0	0	0	0	0	0	0.0
2006-07	1-0	0+	0-0	.000	0-0	.000	0-0	.000	0	0.0	0-0	0	0	0	0	0	0.0
2007-08	0-0	0	0-0	.000	0-0	.000	0-0	.000	0	0.0	0-0	0	0	0	0	0	0.0
2008-09	0-0	0	0-0	.000	0-0	.000	0-0	.000	0	0.0	0-0	0	0	0	0	0	0.0
2009-10	0-0	0	0-0	.000	0-0	.000	0-0	.000	0	0.0	0-0	0	0	0	0	0	0.0
Total	2-0	0+	0-0	.000	0-0	.000	0-0	.000	0	0.0	0-0	0	0	0	0	0	0.0

Career Highs

Points	3 vs. Miami, 2/19/06
Rebounds	2 vs. Radford, 11/21/09
Assists	2 vs. Albany, 12/17/07
Steals	1, three times, last vs. North Carolina, 3/6/10
Blocked Shots	n/a
Field Goals	1, three times
Free Throws	2, two times, last vs. Radford, 11/21/09

Miscellaneous

	2009-10	Career
Double-figure points	0	0
Double-figure rebounds	0	0
Double-doubles	0	0
3 or more rebounds	0	0
3 or more assists	0	0
Charges Drawn	0	0
Dunks	0	0
Three-point plays	0	0



2009-10

- Made two or more treys in nine games.
- Only has 10 turnovers in 401 minutes of action this season.
- Has more steals (11) than turnovers (10) on the year.
- Made his collegiate debut with eight points, three rebounds, two assists and one block against UNC Greensboro (11/13).
- Matched a Duke freshman record with six three-point field goals (Trajan Langdon, J.J. Redick, Kyle Singler and Taylor King), making 6-of-8 from deep and 7-of-9 overall from the field for his first career 20-point games against Radford (11/21).
- Scored 16 points in 24 minutes against Gardner-Webb (12/15), making 3-of-5 from behind the three-point line.
- Was a perfect 4-of-4 from behind the three-point line for 12 points at Wisconsin (12/2) in the Big Ten/ACC Challenge.
- Recorded his first career double figure scoring game with 13 points against Coastal Carolina (11/16).
- Posted 11 points and three rebounds in the championship game of the NIT Season Tip-Off against Connecticut (11/27).
- Tallied 10 points and four rebounds against Pennsylvania (12/31).
- Recorded five points, two rebounds and two assists at Virginia (2/28).
- Made 2-of-3 from behind the three-point line at No. 23 Maryland (3/3).
- Had two steals and five points against North Carolina (3/6).

Game-by-Game Statistics

2009-10

Opponent	FG	3FG	FT	O-D-R	PF	Pts	A	TO	B	S	MIN
UNC Greensboro	3-6	2-4	0-0	1-2-3	4	8	2	0	1	0	15
Coastal Carolina	5-14	3-11	0-0	1-1-2	2	13	3	0	0	1	25
Charlotte	1-4	1-3	2-2	0-3-3	1	5	1	1	0	0	21
Radford	7-9	6-8	0-0	0-0-0	0	20	0	0	1	3	22
vs. Arizona State	2-5	2-3	2-2	0-2-2	1	8	1	1	0	0	17
vs. [13] Connecticut	4-6	2-3	1-1	1-2-3	0	11	0	0	0	0	17
at Wisconsin	4-4	4-4	0-0	1-3-4	0	12	0	0	0	0	22
St. John's	1-5	0-3	0-0	0-3-3	2	2	0	0	0	1	21
Gardner-Webb	6-9	3-5	1-2	0-2-2	2	16	2	1	0	1	24
vs. [15] Gonzaga	1-6	0-4	4-4	0-0-0	0	6	1	1	0	0	17
Long Beach State	2-3	2-3	1-3	1-0-1	0	7	0	0	0	0	9
Pennsylvania	2-7	1-4	5-5	1-3-4	1	10	0	0	0	0	20
[21] Clemson	0-2	0-1	0-0	0-1-1	1	0	0	1	0	0	5
vs. Iowa State	0-2	0-2	0-0	0-0-0	1	0	0	0	0	0	6
at [20] Georgia Tech	1-3	0-2	0-0	0-1-1	1	2	0	0	0	1	12
Boston College	0-3	0-2	4-5	0-2-2	2	4	0	0	0	0	17
Wake Forest	1-3	0-1	1-2	0-2-2	1	3	0	0	0	1	12
at N.C. State	0-0	0-0	0-0	0-0-0	0	0	0	1	0	0	9
at [17] Clemson				DNP							
Florida State	1-3	1-2	0-0	0-0-0	0	3	0	0	0	1	9
at [7] Georgetown	1-4	1-4	2-2	0-1-1	2	5	0	1	0	0	13
[21] Georgia Tech				DNP							
at Boston College	0-0	0-0	1-2	0-0-0	0	1	0	0	0	0	0+
at North Carolina	0-1	0-1	0-0	0-1-1	0	0	0	1	0	0	10
Maryland	0-3	0-1	0-0	0-1-1	0	0	0	0	0	0	10
at Miami	1-2	1-2	0-0	0-0-0	1	3	1	0	0	0	11
Virginia Tech	0-5	0-3	0-0	0-0-0	0	0	0	0	0	0	6
Tulsa	0-3	0-1	0-0	0-0-0	0	0	0	0	0	0	12
at Virginia	2-4	1-3	0-0	0-2-2	1	5	2	1	0	0	19
at [23] Maryland	2-3	2-3	0-0	0-1-1	2	6	0	1	0	0	9
North Carolina	2-3	1-2	0-0	0-0-0	1	5	0	0	0	2	11

* Indicates Games Started

Career Highs

Points	20 vs. Radford, 11/21/09
Rebounds	4, two times, last vs. Penn, 12/31/09
Assists	3 vs. Coastal Carolina, 11/16/09
Steals	3 vs. Radford, 11/21/09
Blocks	1, two times, last vs. Radford, 11/21/09
Field Goals	7 vs. Radford, 11/21/09
3 pt Field Goals	6 vs. Radford, 11/21/09
Free Throws	5 vs. Penn, 12/31/09

Miscellaneous

	2009-10	Career
Double-figure points	6	6
20-point games	1	1
3 or more 3pt.FG	4	4
3 or more assists	1	1
3 or more steals	1	1
Charges Drawn	0	0
Dunks	1	1
Three-point plays	3	3

Career Statistics

SEASON	GP-GS	MP	FG-FGA	PCT.	3PT-A	PCT.	FT-FTA	PCT.	REB.	AVG.	PF-DQ	AS	TO	BS	ST	TP	AVG.
2009-10	29-0	401	49-122	.402	33-85	.388	24-30	.800	39	1.3	26-0	13	10	2	11	155	5.3
Total	29-0	401	49-122	.402	33-85	.388	24-30	.800	39	1.3	26-0	13	10	2	11	155	5.3

Career ACC Regular Season Statistics

SEASON	GP-GS	MP	FG-FGA	PCT.	3PT-A	PCT.	FT-FTA	PCT.	REB.	AVG.	PF-DQ	AS	TO	BS	ST	TP	AVG.
2009-10	14-0	140	10-35	.286	6-23	.261	6-9	.667	11	0.8	10-0	3	5	0	5	32	2.3
Total	14-0	140	10-35	.286	6-23	.261	6-9	.667	11	0.8	10-0	3	5	0	5	32	2.3

Career ACC Tournament Statistics

SEASON	GP-GS	MP	FG-FGA	PCT.	3PT-A	PCT.	FT-FTA	PCT.	REB.	AVG.	PF-DQ	AS	TO	BS	ST	TP	AVG.
2009-10	0-0	0	0-0	.000	0-0	.000	0-0	.000	0	0.0	0-0	0	0	0	0	0	0.0
Total	0-0	0	0-0	.000	0-0	.000	0-0	.000	0	0.0	0-0	0	0	0	0	0	0.0



2009-10

- Played in 13 games on the season, six more than the seven games he played in during his first two seasons combined.
- Scored two points and recorded a steal in two minutes at Virginia (2/28).
- Recorded his first career steal to go with one point and one rebound against Pennsylvania (12/31).
- Made both of his two free throw attempts for two points against Coastal Carolina (11/16).
- Had one offensive rebound against Gonzaga (12/19) at Madison Square Garden.
- Grabbed one rebound against North Carolina (3/6).

Game-by-Game Statistics

2009-10

Opponent	FG	3FG	FT	O-D-R	PF	Pts	A	TO	B	S	MIN
UNC Greensboro	0-0	0-0	0-0	0-0-0	0	0	0	0	0	0	3
Coastal Carolina	0-0	0-0	2-2	0-0-0	0	2	0	0	0	0	3
Charlotte	0-0	0-0	0-0	0-0-0	0	0	0	0	0	0	2
Radford	0-1	0-0	0-0	0-0-0	0	0	0	0	0	0	2
vs. Arizona State				DNP							
vs. [13] Connecticut	0-0	0-0	0-0	0-0-0	0	0	0	0	0	0	1
at Wisconsin				DNP							
St. John's				DNP							
Gardner-Webb				DNP							
vs. [15] Gonzaga	0-1	0-0	0-0	1-0-1	0	0	0	0	0	0	2
Long Beach State	0-0	0-0	0-0	0-0-0	0	0	0	0	0	0	0+
Pennsylvania	0-0	0-0	1-2	0-1-1	0	1	0	0	0	1	5
[21] Clemson				DNP							
vs. Iowa State	0-0	0-0	0-0	0-0-0	0	0	0	0	0	0	1
at [20] Georgia Tech				DNP							
Boston College				DNP							
Wake Forest	0-0	0-0	0-0	0-0-0	0	0	0	0	0	0	1
at N.C. State				DNP							
at [17] Clemson				DNP							
Florida State				DNP							
at [7] Georgetown				DNP							
[21] Georgia Tech	0-0	0-0	0-0	0-0-0	0	0	0	0	0	0	1
at Boston College				DNP							
at North Carolina				DNP							
Maryland				DNP							
at Miami				DNP							
Virginia Tech				DNP							
Tulsa				DNP							
at Virginia	1-1	0-0	0-0	0-0-0	0	2	0	0	0	1	2
at [23] Maryland				DNP							
North Carolina	0-0	0-0	0-0	0-1-1	0	0	0	0	0	0	1

* Indicates Games Started

Career Statistics

SEASON	GP-GS	MP	FG-FGA	PCT.	3PT-A	PCT.	FT-FTA	PCT.	REB.	AVG.	PF-DQ	AS	TO	BS	ST	TP	AVG.
2006-07	3-0	5	0-0	.000	0-0	.000	0-0	.000	0	0.0	0-0	0	0	1	0	0	0.0
2007-08																	
2008-09	4-0	10	1-1	1.000	0-0	.000	0-1	.000	1	0.3	2-0	0	0	0	0	2	0.5
2009-10	13-0	24	1-3	.333	0-0	.000	3-4	.750	3	0.2	0-0	0	0	0	2	5	0.4
Total	20-0	39	2-4	.500	0-0	.000	3-5	.600	4	0.2	2-0	0	0	1	2	7	0.4

Career ACC Regular Season Statistics

SEASON	GP-GS	MP	FG-FGA	PCT.	3PT-A	PCT.	FT-FTA	PCT.	REB.	AVG.	PF-DQ	AS	TO	BS	ST	TP	AVG.
2006-07	2-0	3	0-0	.000	0-0	.000	0-0	.000	0	0.0	0-0	0	0	0	0	0	0.0
2007-08																	
2008-09	2-0	4	1-1	1.000	0-0	.000	0-1	.000	0	0.0	1-0	0	0	0	0	2	1.0
2009-10	4-0	5	1-1	1.000	0-0	.000	0-0	.000	1	0.3	0-0	0	0	0	1	2	0.5
Total	8-0	12	2-2	1.000	0-0	.000	0-1	.000	1	0.1	1-0	0	0	0	1	4	0.5

Career ACC Tournament Statistics

SEASON	GP-GS	MP	FG-FGA	PCT.	3PT-A	PCT.	FT-FTA	PCT.	REB.	AVG.	PF-DQ	AS	TO	BS	ST	TP	AVG.
2006-07	0-0	0	0-0	.000	0-0	.000	0-0	.000	0	0.0	0-0	0	0	0	0	0	0.0
2007-08																	
2008-09	0-0	0	0-0	.000	0-0	.000	0-0	.000	0	0.0	0-0	0	0	0	0	0	0.0
2009-10	0-0	0	0-0	.000	0-0	.000	0-0	.000	0	0.0	0-0	0	0	0	0	0	0.0
Total	0-0	0	0-0	.000	0-0	.000	0-0	.000	0	0.0	0-0	0	0	0	0	0	0.0


Career Highs

Points	2, three times, last vs. Virginia, 2/28/10
Rebounds	1, four times, last vs. N. Carolina, 3/6/10
Assists	n/a
Steals	1, two times, last vs. Virginia, 2/28/10
Blocked Shots	1 vs. Davidson, 11/25/06
Field Goals	1, two times, last vs. Virginia, 2/28/10
3-Point Field Goals	n/a
Free Throws	2 vs. Coastal Carolina, 11/16/09

Miscellaneous

2009-10 Career

Double-figure points	0	0
Double-figure rebounds	0	0
Double-doubles	0	0
5 or more rebounds	0	0
Charges Drawn	0	0
Dunks	0	0
Three-point plays	0	0



2009-10

First Team All-ACC

- Ranks among the ACC leaders in scoring (3rd, 18.9 ppg.), assists (4th, 5.2 apg.), free throw percentage (1st, .889), steals (6th, 1.6 spg.), three-point field goal percentage (3rd, .399), three-point field goals made (1st, 2.9), assist-to-turnover ratio (1st, 3.0:1) and minutes played (2nd, 36.5 mpg.) as of end of regular season (3/7).
- In conference only games he ranks among the leaders in scoring (3rd, 18.7 ppg.), assists (6th, 4.6 apg.), free throw percentage (1st, .857), steals (3rd, 1.9 spg.), three-point field goal percentage (5th, .366), three-point field goals made (1st, 2.8), assist-to-turnover ratio (2nd, 2.1:1) and minutes played (4th, 37.6 mpg.) as of end of regular season (3/7).
- One of 27 players in school history with at least 100 career victories, now with 106 in his career to rank 22nd at Duke.
- Averaging 14.3 points in 135 career games ... one of 28 players in school history with at least 1,500 career points, ranking 13th all-time with 1,934 points.
- The only player in school history to record at least 1,500 points, 400 rebounds, 400 assists, 200 made three-point field goals and 150 steals in a career.
- Scored at least 500 points for the second straight season, one of 18 players in school history to do so and just the fourth player at Duke with 500 points and 100 assists in back-to-back seasons.
- One of the top free throw shooters in ACC history, ranking fifth all-time (second at Duke) with a career .863 free throw percentage (566-of-656) ... his 566 made free throws rank as the third most in school history.
- Ranks fourth at Duke with 276 career three-point field goals. Made his 200th career three against Connecticut in the NIT Season Tip-Off Championship Game (11/27) and is 250th career trey at North Carolina (2/10).
- Also ranks 12th at Duke with 408 assists and tied for 10th with 194 career steals. He became the 18th player at Duke with 300 assists against Gonzaga (12/19) and the 21st player with at least 150 steals at Wisconsin (12/2).
- Has 106 double figure scoring games in his career to rank ninth in school history ... he has scored 20 or more points in 30 career games with three games of 30 or more.
- Scored in double figures in 30 games in 2009-10 with 15 games of 20 or more and two 30-point games.
- Posted five or more assists in 19 games with one game with 10 or more, leading the team with 5.2 assists per game.
- Talled career highs of 36 points, 11 made field goals, seven made three-point field goals and nine assists against Gardner-Webb (12/15). Joins Danny Ferry and Jim Spanarkel as the only three players in school history to have at least 30 points, eight rebounds and eight assists in a single game. Scheyer is the only Duke player ever to score over 35 points in 30 or fewer minutes played.
- Returned to his hometown of Chicago to score 31 points against Iowa State (1/6).
- Matched a career high with five steals to go with 17 points, four rebounds and five assists at No. 7 Georgetown (1/30).
- Also had five steals to go with 15 points and six assists at Miami (2/17).
- Had a double-double with 19 points and a career-high 11 assists against Pennsylvania (12/31).
- Named the NIT Season Tip-Off MVP after averaging 16.3 points, 4.3 rebounds, 5.3 assists and 1.3 steals in the four games.
- Recorded 19 points, five rebounds, five assists and three steals in the championship game against Connecticut.

Game-by-Game Statistics

2009-10

Opponent	FG	3FG	FT	O-D-R	PF	Pts	A	TO	B	S	MIN
UNC Greensboro	5-10	2-7	6-7	0-3-3	0	18	4	0	0	1	37*
Coastal Carolina	1-5	1-2	7-7	0-2-2	2	10	5	0	0	0	37*
Charlotte	7-13	4-7	2-4	2-4-6	2	20	5	0	1	2	29*
Radford	5-9	4-7	4-4	0-0-0	0	18	7	0	0	0	28*
vs. Arizona State	6-13	1-4	3-3	2-2-4	1	16	6	2	1	0	40*
vs. [13] Connecticut	6-18	2-8	5-6	1-4-5	2	19	5	2	0	3	37*
at Wisconsin	2-7	0-3	6-6	0-3-3	1	10	4	1	0	1	39*
St. John's	4-14	2-8	5-5	3-0-3	0	15	6	0	2	0	39*
Gardner-Webb	11-13	7-9	7-7	1-7-8	1	36	9	3	1	1	30*
vs. [15] Gonzaga	5-12	2-4	8-9	0-5-5	2	20	8	2	0	2	36*
Long Beach State	8-18	6-12	0-1	0-3-3	0	22	7	0	0	2	38*
Pennsylvania	4-9	3-7	8-8	0-4-4	1	19	11	4	0	1	28*
[21] Clemson	6-13	3-8	7-8	0-2-2	1	22	6	3	0	3	38*
vs. Iowa State	10-19	4-9	7-7	1-2-3	1	31	4	2	0	2	38*
at [20] Georgia Tech	8-19	3-13	6-7	0-2-2	0	25	6	1	0	0	39*
Boston College	4-12	1-6	3-4	0-2-2	2	12	4	1	0	0	36*
Wake Forest	3-11	1-6	2-2	0-2-2	2	9	6	4	0	2	36*
at N.C. State	5-16	3-7	8-10	2-2-4	2	21	2	1	0	1	39*
at [17] Clemson	5-13	1-5	0-0	0-3-3	1	11	3	3	0	1	40*
Florida State	7-12	4-6	4-4	1-3-4	2	22	5	4	0	3	38*
at [7] Georgetown	5-13	3-8	4-4	2-2-4	3	17	5	3	0	5	38*
[21] Georgia Tech	5-10	2-4	9-10	0-3-3	1	21	7	3	0	2	39*
at Boston College	6-11	3-7	6-6	2-2-4	2	21	4	2	0	3	40*
at North Carolina	7-20	5-9	5-8	3-2-5	0	24	4	1	1	2	40*
Maryland	6-12	3-4	7-8	1-2-3	1	22	1	1	0	0	36*
at Miami	3-15	3-10	6-7	0-2-2	2	15	6	3	0	5	34*
Virginia Tech	4-19	3-11	4-5	1-2-3	2	15	7	2	0	1	40*
Tulsa	5-16	3-5	2-2	1-3-4	2	15	3	1	0	1	35*
at Virginia	8-14	4-7	0-0	0-3-3	1	20	3	1	0	5	33*
at [23] Maryland	7-21	3-10	2-3	2-3-3	3	19	2	4	1	2	38*
North Carolina	4-14	3-10	9-9	0-5-5	1	20	7	0	0	0	36*

* Indicates Games Started

Career Highs

Points	36 vs. Gardner-Webb, 12/15/09
Rebounds	12 vs. Pittsburgh, 12/20/07
Assists	11 vs. Penn, 12/31/09
Steals	5, four times, last vs. Virginia, 2/28/10
Blocks	2 vs. St. John's, 12/5/09
Field Goals	11 vs. Gardner-Webb, 12/15/09
3-Pt FG	7 vs. Gardner-Webb, 12/15/09
Free Throws	13, two times, last vs. FSU, 3/15/09

Miscellaneous

	2009-10	Career
Double-figure points	30	106
30-point games	2	3
20-point games	15	30
Double-figure assists	1	1
3 or more three-point fgs	20	52
5 or more rebounds	7	28
5 or more assists	19	28
3 or more steals	7	25
Three-point plays	11	31
Four-point plays	2	4
Charges Drawn	5	28

Career Statistics

SEASON	GP-GS	MP	FG-FGA	PCT.	3PT-A	PCT.	FT-FTA	PCT.	REB.	AVG.	PF-DQ	AS	TO	BS	ST	TP	AVG.
2006-07	33-32	1112	113-284	.398	61-167	.365	115-136	.846	110	3.3	57-1	61	52	5	39	402	12.2
2007-08	34-1	963	115-259	.444	47-121	.388	120-135	.889	134	3.9	56-0	83	37	9	46	397	11.7
2008-09	37-35	1214	146-368	.397	79-205	.385	179-214	.836	134	3.6	62-0	102	57	6	58	550	14.9
2009-10	31-31	1131	172-421	.409	89-223	.399	152-171	.889	109	3.5	41-0	162	54	7	51	585	18.9
Total	135-99	4420	546-1,332	.410	276-716	.385	566-656	.863	487	3.6	216-1	408	200	27	194	1,934	14.3

Career ACC Regular Season Statistics

SEASON	GP-GS	MP	FG-FGA	PCT.	3PT-A	PCT.	FT-FTA	PCT.	REB.	AVG.	PF-DQ	AS	TO	BS	ST	TP	AVG.
2006-07	16-15	549	62-156	.397	33-95	.347	65-74	.878	53	3.3	35-1	27	21	2	21	222	13.9
2007-08	16-0	457	57-125	.456	22-56	.393	52-60	.867	57	3.6	32-0	42	17	5	24	188	11.8
2008-09	16-15	546	58-168	.345	35-99	.354	74-90	.822	61	3.8	25-0	48	23	0	19	225	14.1
2009-10	16-16	602	88-232	.379	45-123	.366	78-91	.857	52	3.3	23-0	73	34	2	30	299	18.7
Total	64-46	2154	265-681	.389	135-373	.362	269-315	.854	223	3.5	115-1	190	95	9	94	934	14.6

Career ACC Tournament Statistics

SEASON	GP-GS	MP	FG-FGA	PCT.	3PT-A	PCT.	FT-FTA	PCT.	REB.	AVG.	PF-DQ	AS	TO	BS	ST	TP	AVG.
2006-07	1-1	43	4-10	.400	4-7	.571	2-2	1.000	3	3.0	3-0	2	3	0	1	14	14.0
2007-08	2-0	57	7-18	.389	2-9	.222	15-16	.938	5	2.5	3-0	6	4	0	3	31	15.5
2008-09	3-3	114	16-31	.516	12-25	.480	21-25	.840	12	4.0	8-0	5	5	1	2	65	21.7
2009-10	0-0	0	0-0	.000	0-0	.000	0-0	.000	0	0.0	0-0	0	0	0	0	0	0.0
Total	6-4	214	27-59	.458	18-41	.439	38-43	.884	20	3.3	14-0	13	12	1	6	110	18.3

Kyle #12
SINGLER
 Forward • JR-2L • 6-8 • 230
 Medford, Ore. (South Medford)
 Visual Arts Major



2009-10

First Team All-ACC

- Ranks among the ACC leaders in scoring (6th, 17.2 ppg.), rebounding (13th, 6.8 rpg.), three-point field goal percentage (4th, .386), three-point field goals made (4th, 2.1) and minutes played (3rd, 35.7 mpg.) as of the end of the regular season (3/7).
- In conference only games he ranks among the leaders in scoring (4th, 18.3 ppg.), rebounding (12th, 6.6 rpg.), field goal percentage (9th, .411), three-point field goal percentage (1st, .415), three-point field goals made (3rd, 2.4) and minutes played (3rd, 37.9 mpg.) as of the end of the regular season (3/7).
- Started in 59 consecutive games and is one of 21 players at Duke to start in at least 100 career games.
- One of 28 players in school history with at least 1,500 career points, ranking tied for 25th with 1,594. His 1,594 points are the sixth most by a junior in school history. He was one of only six players to score at least 1,000 points by the end of his sophomore season.
- Scored at least 500 points for the second straight season, one of 18 players in school history to do so.
- Has 87 career double figure scoring games, including 27 games with 20 or more points and one 30-point game.
- One of 43 players in school history with 500 or more career rebounds, ranking 23rd with 693 career rebounds ... recorded his 500th career rebound against Charlotte (11/17).
- Has 18 career double-doubles and 19 double figure rebounding games.
- Ranks 11th at Duke with 184 career three-pointers ... became the 13th player in school history with 150 career made treys against Florida State (1/27).
- Reached double figures in scoring in 28 games this season with 12 games of 20 or more points and one 30-point contest.
- Has 11 games this season and 42 career games with at least one point, rebound, assist, blocked shot and steal.
- Tied a school record for three-point field goal percentage with at least 10 attempts, shooting .800 (8-of-10) against No. 21 Georgia Tech (2/4). Finished the game with a career-high 30 points as his eight treys were a career high and tied for third most in a single game by a Duke player.
- Scored 28 points, matching a career high with 10 made field goals and making 7-of-7 from the free throw line against Wisconsin (12/2).
- Posted a double-double with 21 points and 15 rebounds to go along with two assists and two steals against Wake Forest (1/17).
- Notched 22 points, 11 rebounds and four assists at Miami (2/17).
- Recorded a double-double with 23 points and 11 rebounds against Coastal Carolina (11/16).
- Had a double-double with 15 points and 10 rebounds to go with three steals against Boston College (1/13).
- Scored 22 points, including a career-high 10-of-12 from the free throw line, against N.C. State (1/20).
- Matched a career high with seven assists to go with 13 points and seven rebounds against Radford (11/21). One of only 10 Duke players with three career games with at least seven points, rebounds and assists in a game.

Game-by-Game Statistics

2009-10

Opponent	FG	3FG	FT	O-D-R	PF	Pts	A	TO	B	S	MIN
UNC Greensboro	9-15	2-5	0-0	0-5-5	2	20	2	2	2	1	38*
Coastal Carolina	8-14	2-5	5-5	4-7-11	1	23	1	2	2	0	36*
Charlotte	5-12	3-4	4-6	1-2-3	3	17	2	1	1	0	26*
Radford	4-13	3-8	2-2	3-4-7	1	13	7	2	1	1	30*
vs. Arizona State	5-16	1-5	2-2	2-6-8	3	13	5	3	1	1	40*
vs. [13] Connecticut	2-12	1-2	1-2	1-7-8	3	6	1	1	0	0	29*
at Wisconsin	10-17	1-4	7-7	1-5-6	3	28	3	3	1	1	40*
St. John's	6-18	1-3	4-7	1-7-8	1	17	3	1	0	4	39*
Gardner-Webb	4-8	1-3	2-4	1-4-5	3	11	3	2	1	1	27*
vs. [15] Gonzaga	3-8	0-5	3-4	2-9-11	3	9	1	4	0	1	32*
Long Beach State	5-12	3-5	1-2	3-6-9	2	14	3	3	0	1	31*
Pennsylvania	6-10	2-5	6-6	2-3-5	0	20	5	0	1	1	28*
[21] Clemson	6-12	1-4	3-4	3-5-8	2	16	1	3	2	1	40*
vs. Iowa State	5-15	2-6	3-4	4-4-8	3	15	4	1	1	2	35*
at [20] Georgia Tech	2-13	2-8	3-4	1-4-5	3	9	3	4	1	0	38*
Boston College	5-9	0-2	5-7	5-5-10	3	15	1	3	1	3	31*
Wake Forest	7-19	2-4	5-7	6-9-15	2	21	2	1	0	2	37*
at N.C. State	6-16	0-3	10-12	2-3-5	4	22	0	3	0	1	40*
at [17] Clemson	5-12	1-3	1-2	2-0-2	1	12	1	5	0	2	40*
Florida State	7-15	3-10	3-6	1-6-7	4	20	3	2	0	2	38*
at [7] Georgetown	4-14	3-9	7-7	2-4-6	5	18	4	2	0	2	38*
[21] Georgia Tech	9-17	8-10	4-5	2-3-5	3	30	2	1	0	1	37*
at Boston College	4-14	1-5	3-6	1-2-3	1	12	0	1	3	0	39*
at North Carolina	7-18	4-5	1-2	3-6-9	3	19	2	0	0	2	40*
Maryland	4-14	2-6	0-0	2-4-6	1	10	1	1	3	1	38*
at Miami	7-16	4-7	4-4	5-6-11	2	22	4	2	1	0	40*
Virginia Tech	7-15	4-9	7-7	3-7-10	1	25	0	0	1	2	40*
Tulsa	4-12	0-3	9-11	1-4-5	2	17	1	2	2	0	32*
at Virginia	6-10	2-5	7-9	1-2-3	1	21	3	1	1	0	31*
at [23] Maryland	5-14	2-7	2-3	2-3-5	3	14	2	1	1	1	40*
North Carolina	8-17	3-6	6-6	2-0-2	1	25	2	2	0	1	37*

* Indicates Games Started

Career Highs

Points	30 vs. Georgia Tech, 2/4/10
Rebounds	16 vs. Georgetown, 1/17/09
Assists	7, three times, last vs. Radford, 11/21/09
Steals	6 vs. Loyola, 12/31/08
Blocked Shots	6 vs. Boston College, 3/13/09
Field Goals	10, 3 times, last vs. Wisconsin, 12/2/09
3-Point Field Goals	8 vs. Georgia Tech, 2/4/10
Free Throws	10 vs. N.C. State, 1/20/09

Miscellaneous

	2009-10	Career
Double-figure points	28	87
20-point games	12	27
30-point games	1	1
Double-figure rebounds	6	19
Double-doubles	5	18
5 or more rebounds	26	82
3 or more assists	13	31
3 or more steals	2	10
Charges Drawn	7	36
Dunks	4	33
Three-point plays	8	14

Career Statistics

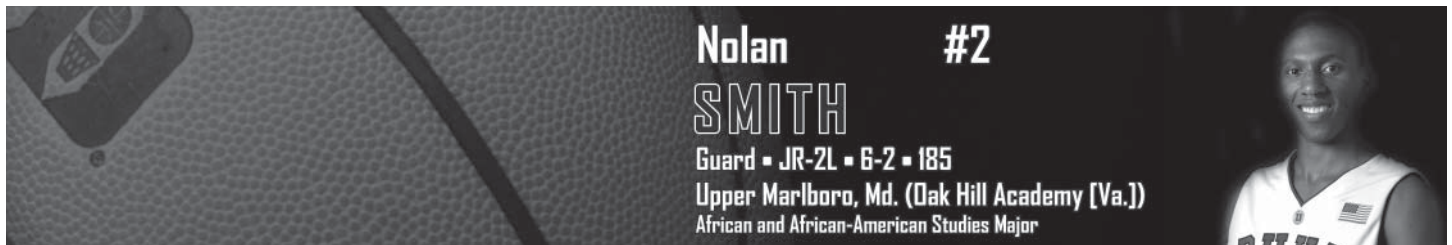
SEASON	GP-GS	MP	FG-FGA	PCT.	3PT-A	PCT.	FT-FTA	PCT.	REB.	AVG.	PF-DQ	AS	TO	BS	ST	TP	AVG.
2007-08	34-34	972	159-348	.457	51-150	.340	82-106	.774	198	5.8	104-3	48	75	25	36	451	13.3
2008-09	37-36	1193	208-472	.441	69-180	.383	124-174	.713	284	7.7	99-2	89	92	38	57	609	16.5
2009-10	31-31	1107	175-427	.410	64-166	.386	120-153	.784	211	6.8	70-1	72	59	27	35	534	17.2
Total	102-101	3272	542-1,247	.435	184-496	.371	326-433	.753	693	6.8	273-6	209	226	90	128	1594	15.6

Career ACC Regular Season Statistics

SEASON	GP-GS	MP	FG-FGA	PCT.	3PT-A	PCT.	FT-FTA	PCT.	REB.	AVG.	PF-DQ	AS	TO	BS	ST	TP	AVG.
2007-08	16-16	497	85-196	.434	34-98	.347	38-48	.792	99	6.2	49-2	23	39	11	21	242	15.1
2008-09	16-16	535	89-211	.422	30-76	.395	58-83	.699	119	7.4	45-0	31	35	15	20	266	16.6
2009-10	16-16	606	95-231	.411	39-94	.415	64-84	.762	106	6.6	35-0	27	30	14	19	293	18.3
Total	48-48	1638	269-638	.422	103-268	.384	160-215	.744	324	6.8	129-2	81	104	40	60	801	16.7

Career ACC Tournament Statistics

SEASON	GP-GS	MP	FG-FGA	PCT.	3PT-A	PCT.	FT-FTA	PCT.	REB.	AVG.	PF-DQ	AS	TO	BS	ST	TP	AVG.
2007-08	2-2	43	3-13	.231	1-7	.143	0-0	.000	6	3.0	4-0	4	3	2	2	7	3.5
2008-09	3-3	120	18-43	.419	9-19	.474	9-11	.818	24	8.0	6-0	6	6	9	4	54	18.0
2009-10	0-0	0	0-0	.000	0-0	.000	0-0	.000	0	0.0	0-0	0	0	0	0	0	0.0
Total	5-5	163	21-56	.375	10-26	.385	9-11	.818	30	6.0	10-0	10	9	11	6	61	12.2



Nolan **#2**
SMITH
 Guard • JR-2L • 6-2 • 185
 Upper Marlboro, Md. (Oak Hill Academy [Va.])
 African and African-American Studies Major

2009-10

Second Team All-ACC

- Ranks among the ACC leaders in scoring (4th, 17.6 ppg.), field goal percentage (9th, .439), free throw percentage (9th, .789) and minutes played (5th, 35.3 mpg.) as of the end of the regular season (3/7).
- In conference only games he ranks among the leaders in scoring (6th, 17.1 ppg.), field goal percentage (8th, .430) and minutes played (6th, 36.9 mpg.) as of the end of the regular season (3/7).
- Sat out the first two games of the season, serving a suspension for playing in a non-sanctioned summer league game.
- Scored 20 or more points in 14 contests this season ... scored in double figures in 27 overall contests.
- Tallied a career-high 24 points with five rebounds, five assists and two steals against Charlotte (11/17) in the second round of the NIT Season Tip-Off.
- Made a career-high 10 field goals, including 3-of-3 from the three-point line for a team-high 24 points against Gonzaga (12/19).
- Had 24 points in the first meeting against Boston College (1/13) to go with four assists and three steals while posting 21 points, four rebounds and four assists in the second game against the Eagles (2/6).
- Set a career high with seven assists to go with 20 points and three rebounds against Radford (11/21). Also made a career-best four three-point field goals (4-of-7) in the game.
- Made a career-high five (5-of-10) three-point field goals and finished with 21 points at Miami (2/17).
- Posted 20 points on 7-of-10 shooting, 2-of-2 from the three-point line and 4-of-5 from the foul line to go with four rebounds, three assists and three steals against Iowa State (1/6).
- Recorded 23 points on 8-of-11 shooting, 4-of-5 from the three-point line and 3-of-4 from the foul line against Pennsylvania (12/31).
- Made a career-high 8-of-11 from the free throw line and finished with 23 points against Virginia Tech (2/21).
- Scored 22 points against No. 21 Clemson (1/3) in the ACC opener on 7-of-11 shooting ... also had 22 points in the second meeting against No. 17 Clemson (1/23) to go with three rebounds, two assists, one block and two steals.
- Finished with 20 points, four rebounds and five assists against North Carolina (3/6).
- Notched 20 points, three rebounds, three assists and two steals at Maryland (3/3).
- Had 20 points, including 7-of-7 from the free throw line against Wake Forest (1/17).
- Tallied 19 points, three rebounds and seven assists while matching a career high with four made three-point field goals against Long Beach State (12/29).
- Had a career-high two blocked shots to go with 16 points and three rebounds in the championship game of the NIT Season Tip-Off against Connecticut (11/27).
- Posted a career-high four steals to go with 18 points against Tulsa (2/25).

Game-by-Game Statistics

2009-10

Opponent	FG	3FG	FT	O-D-R	PF	Pts	A	TO	B	S	MIN
UNC Greensboro				DNP							
Coastal Carolina				DNP							
Charlotte	9-15	2-3	4-4	2-3-5	1	24	5	3	0	2	32*
Radford	6-12	4-7	4-4	0-3-3	1	20	7	3	0	0	27*
vs. Arizona State	6-14	0-6	2-2	0-2-2	3	14	1	2	0	0	40*
vs. [13] Connecticut	5-22	1-4	5-6	2-1-3	2	16	1	3	2	1	39*
at Wisconsin	5-17	1-2	2-2	2-3-5	3	13	2	2	0	0	37*
St. John's	5-11	2-3	4-5	0-0-0	1	16	3	0	0	0	31*
Gardner-Webb	5-11	0-1	1-2	0-0-0	0	11	4	0	1	3	24*
vs. [15] Gonzaga	10-18	3-3	1-2	1-2-3	1	24	3	1	0	1	33*
Long Beach State	7-14	4-6	1-4	3-0-3	1	19	7	0	1	1	36*
Pennsylvania	8-11	4-5	3-4	0-2-2	0	23	1	3	0	2	26*
[21] Clemson	7-11	2-5	6-8	0-1-1	2	22	3	3	0	1	38*
vs. Iowa State	7-10	2-2	4-5	0-4-2	2	20	3	5	1	3	38*
at [20] Georgia Tech	4-10	1-4	0-0	0-1-1	4	9	3	1	1	0	33*
Boston College	9-14	0-1	6-7	0-1-1	1	24	4	2	0	3	34*
Wake Forest	6-17	1-2	7-7	1-2-3	0	20	1	2	1	2	38*
at N.C. State	7-14	2-3	2-2	2-0-2	3	18	2	2	0	1	40*
at [17] Clemson	8-13	2-4	4-4	1-2-3	2	22	2	0	1	2	37*
Florida State	4-15	0-3	3-4	1-3-4	1	11	4	1	0	1	38*
at [7] Georgetown	6-16	2-7	5-8	4-0-4	2	19	1	1	0	1	36*
[21] Georgia Tech	5-12	0-1	4-6	1-2-3	2	14	4	2	0	1	39*
at Boston College	9-15	1-5	2-3	1-3-4	1	21	4	3	0	0	40*
at North Carolina	4-14	0-3	2-4	1-5-6	3	10	1	1	0	1	39*
Maryland	5-14	0-3	4-4	2-0-2	4	14	6	1	0	2	35*
at Miami	6-14	5-10	4-4	1-1-2	3	21	2	4	0	0	39*
Virginia Tech	6-17	3-6	8-11	0-3-3	4	23	1	2	0	0	39*
Tulsa	6-18	1-3	5-5	0-2-2	1	18	1	1	0	4	35*
at Virginia	1-8	0-3	3-4	0-2-1	5	2	1	0	1	28*	
at [23] Maryland	7-17	2-6	4-6	2-1-3	3	20	3	1	0	2	38*
North Carolina	7-16	1-3	5-6	2-2-4	1	20	5	0	0	1	35*

* Indicates Games Started

Career Highs		
Points	24, 3 times, last vs. Boston College, 1/13/10	
Rebounds	7 at Florida State, 1/16/08	
Assists	7, two times, last vs. LBSU, 12/29/09	
Steals	4 vs. Tulsa, 2/25/10	
Blocked Shots	2 vs. Connecticut, 11/27/09	
Field Goals	10 vs. Gonzaga, 12/19/09	
3-Pt.FG	5 vs. Miami, 2/17/10	
Free Throws	8 vs. Virginia Tech, 2/21/10	
Miscellaneous		
Double-figure points	2009-10	Career
20-point games	27	50
3 or more rebounds	14	15
3 or more assists	17	34
3 or more steals	16	35
Charges Drawn	4	8
Dunks	4	12
Three-point plays	9	20
	6	11

Career Statistics

SEASON	GP-GS	MP	FG-FGA	PCT.	3PT-A	PCT.	FT-FTA	PCT.	REB.	AVG.	PF-DQ	AS	TO	BS	ST	TP	AVG.
2007-08	34-1	500	70-150	.467	22-57	.386	40-52	.769	52	1.5	58-0	45	49	5	18	202	5.9
2008-09	34-21	734	98-230	.426	27-78	.346	62-73	.849	74	2.2	70-1	58	55	2	32	285	8.4
2009-10	29-29	1024	180-410	.439	46-114	.404	105-133	.789	80	2.8	53-0	86	50	8	36	511	17.6
Total	97-51	2258	348-790	.441	95-249	.382	207-258	.802	206	2.1	181-1	189	154	15	86	998	10.3

Career ACC Regular Season Statistics

SEASON	GP-GS	MP	FG-FGA	PCT.	3PT-A	PCT.	FT-FTA	PCT.	REB.	AVG.	PF-DQ	AS	TO	BS	ST	TP	AVG.
2007-08	16-0	220	35-73	.479	11-28	.393	16-20	.800	28	1.8	25-0	19	24	1	4	97	6.1
2008-09	13-8	261	31-84	.369	9-26	.346	23-29	.793	27	2.1	31-1	14	23	1	10	94	7.2
2009-10	16-16	590	95-221	.430	20-62	.323	64-80	.800	44	2.8	35-0	47	26	3	18	274	17.1
Total	45-24	1071	161-378	.426	40-116	.345	103-129	.798	99	2.2	91-1	80	73	5	32	465	10.3

Career ACC Tournament Statistics

SEASON	GP-GS	MP	FG-FGA	PCT.	3PT-A	PCT.	FT-FTA	PCT.	REB.	AVG.	PF-DQ	AS	TO	BS	ST	TP	AVG.
2007-08	2-0	26	2-5	.400	1-4	.250	2-2	1.000	1	0.5	3-0	0	2	0	0	7	3.5
2008-09	3-0	73	7-19	.368	2-7	.286	3-4	.750	4	1.3	7-0	6	1	0	3	19	6.3
2009-10	0-0	0	0-0	.000	0-0	.000	0-0	.000	0	0.0	0-0	0	0	0	0	0	0.0
Total	5-0	99	9-24	.375	3-11	.273	5-6	.833	5	1.0	10-0	6	3	0	3	26	5.2

Lance THOMAS #42

Forward • SR-3L • 6-8 • 225
 Scotch Plains, N.J. (St. Benedict's Prep)
 Visual Arts Major



2009-10

ACC All-Defensive Team

- Started in 30 of the 31 games on the season.
- Reached double figures in scoring five times for the year.
- Tallied four games with 10 or more rebounds on the season.
- Made 45-of-57 (.789) free throws in 31 games after shooting .552 from the line in his first three seasons.
- Tied for the team lead with 12 drawn charges.
- Posted his first career double-double with 11 points and 11 rebounds against Connecticut (11/27) in the championship game of the NIT Season Tip-Off.
- Also had a career-high seven made free throws (7-of-8) and matched a career high with two blocked shots against the Huskies.
- Grabbed a career-high 12 rebounds to go with five points at N.C. State (1/20).
- Hauled in 11 rebounds to go with six points and two steals against No. 21 Georgia Tech (2/4).
- Recorded 10 rebounds in a win over Tulsa (2/25).
- Posted 13 points and seven rebounds at No. 17 Clemson (1/23).
- Scored 12 points on 4-of-6 shooting and 4-of-4 from the free-throw line in the season opener against UNC Greensboro to go with seven rebounds.
- Tallied 11 points and eight rebounds off the bench against St. John's (12/5).
- Recorded 10 points and four rebounds against Long Beach State (12/29).
- Hauled in nine rebounds against Gonzaga (12/19).
- Posted eight points and five rebounds at No. 7 Georgetown (1/30).
- Had six points, six rebounds, one assist, two blocked shots and two steals against Florida State (1/27).

Game-by-Game Statistics

2009-10

Opponent	FG	3FG	FT	O-D-R	PF	Pts	A	TO	B	S	MIN
UNC Greensboro	4-6	0-0	4-4	2-5-7	3	12	2	5	0	1	29*
Coastal Carolina	3-7	0-0	3-4	1-2-3	3	9	2	5	0	1	26*
Charlotte	0-2	0-0	1-2	1-0-1	4	1	2	0	0	0	16*
Radford	2-4	0-0	0-0	1-3-4	2	4	0	0	0	0	20*
vs. Arizona State	1-2	0-0	2-2	1-1-2	3	4	0	3	0	0	25*
vs. [13] Connecticut	2-5	0-0	7-8	5-6-11	5	11	0	1	2	1	30*
at Wisconsin	0-2	0-0	0-0	1-1-2	2	0	0	1	1	0	22*
St. John's	5-7	0-0	1-1	4-4-8	3	11	1	0	0	0	30
Gardner-Webb	2-5	0-0	1-2	2-1-3	0	5	0	0	0	0	19*
vs. [15] Gonzaga	1-5	0-0	0-0	2-7-9	3	2	0	1	1	2	20*
Long Beach State	4-8	0-0	2-2	3-1-4	4	10	1	3	0	0	28*
Pennsylvania	1-1	0-0	1-2	1-0-1	2	3	1	0	0	1	15*
[21] Clemson	2-4	0-0	0-0	0-4-4	2	4	0	2	0	0	29*
vs. Iowa State	4-5	0-0	1-1	2-1-3	4	9	2	1	0	1	30*
at [20] Georgia Tech	0-1	0-0	0-0	1-0-1	5	0	0	1	0	0	14*
Boston College	0-1	0-0	2-2	2-1-3	2	2	1	0	0	0	19*
Wake Forest	2-4	0-0	0-0	1-0-1	4	4	2	2	0	1	14*
at N.C. State	2-3	0-0	1-2	4-8-12	3	5	2	3	1	0	33*
at [17] Clemson	5-9	0-0	3-3	1-6-7	2	13	1	1	0	1	35*
Florida State	2-3	0-0	2-3	3-3-6	3	6	1	1	2	2	35*
at [7] Georgetown	3-6	0-0	2-3	3-2-5	4	8	1	2	0	0	32*
[21] Georgia Tech	1-2	0-0	4-4	5-6-11	4	6	1	3	0	2	33*
at Boston College	3-4	0-0	0-1	1-4-5	5	6	1	2	0	0	22*
at North Carolina	0-6	0-0	2-2	4-1-5	2	2	1	1	0	2	20*
Maryland	1-3	0-0	2-4	2-1-3	0	4	2	0	0	1	26*
at Miami	1-3	0-0	2-3	3-0-3	2	4	0	2	0	0	26*
Virginia Tech	0-3	0-0	0-0	4-2-6	4	0	1	2	0	1	30*
Tulsa	1-2	0-0	0-0	6-4-10	2	2	1	0	0	0	26*
at Virginia	2-5	0-0	0-0	1-2-3	2	4	1	0	0	0	24*
at [23] Maryland	1-2	0-0	0-0	2-3-5	4	2	1	0	0	0	24*
North Carolina	0-1	0-0	2-2	3-3-6	5	2	0	1	0	0	16*

* Indicates Games Started

Career Statistics

SEASON	GP-GS	MP	FG-FGA	PCT.	3PT-A	PCT.	FT-FTA	PCT.	REB.	AVG.	PF-DQ	AS	TO	BS	ST	TP	AVG.
2006-07	31-18	463	46-81	.568	0-0	.000	32-54	.593	76	2.5	84-1	1	43	3	17	124	4.0
2007-08	32-28	593	49-97	.505	0-0	.000	38-73	.521	105	3.3	97-5	10	33	12	19	136	4.3
2008-09	37-16	689	72-115	.626	0-0	.000	52-94	.553	133	3.6	95-2	17	29	10	17	196	5.3
2009-10	31-30	768	55-121	.455	0-0	.000	45-57	.789	154	5.0	93-4	28	43	7	17	155	5.0
Total	131-92	2513	222-414	.536	0-0	.000	167-278	.601	468	3.6	369-12	56	148	32	70	611	4.7

Career ACC Regular Season Statistics

SEASON	GP-GS	MP	FG-FGA	PCT.	3PT-A	PCT.	FT-FTA	PCT.	REB.	AVG.	PF-DQ	AS	TO	BS	ST	TP	AVG.
2006-07	16-8	223	19-31	.613	0-0	.000	12-21	.571	41	2.6	39-1	1	24	2	7	50	3.1
2007-08	16-13	290	24-52	.462	0-0	.000	16-38	.421	66	4.1	57-4	4	15	9	13	64	4.0
2008-09	16-9	299	22-39	.564	0-0	.000	12-21	.571	47	2.9	44-1	6	12	6	8	56	3.5
2009-10	16-16	400	22-54	.407	0-0	.000	20-26	.769	81	5.1	49-3	15	21	3	10	64	4.0
Total	64-46	1212	87-176	.494	0-0	.000	60-106	.566	235	3.7	189-9	26	72	20	38	234	3.7

Career ACC Tournament Statistics

SEASON	GP-GS	MP	FG-FGA	PCT.	3PT-A	PCT.	FT-FTA	PCT.	REB.	AVG.	PF-DQ	AS	TO	BS	ST	TP	AVG.
2006-07	1-0	20	0-1	.000	0-0	.000	0-0	.000	0	0.0	2-0	0	0	0	0	0	0.0
2007-08	2-2	37	4-5	.800	0-0	.000	2-2	1.000	5	2.5	4-0	0	2	0	0	10	5.0
2008-09	3-3	58	2-8	.250	0-0	.000	5-7	.714	15	5.0	7-0	2	3	0	2	9	3.0
2009-10	0-0	0	0-0	.000	0-0	.000	0-0	.000	0	0.0	0-0	0	0	0	0	0	0.0
Total	6-5	115	6-14	.429	0-0	.000	7-9	.778	20	3.3	13-0	2	5	0	2	19	3.2

Career Highs

Points	21 vs. Duquesne, 11/28/08
Rebounds	12 vs. N.C. State, 1/20/10
Assists	2, 10 times, last vs. Maryland, 2/13/10
Steals	4 vs. N.C. Central, 11/9/07
Blocks	2, six times, last vs. Florida State, 1/27/10
Field Goals	8 vs. Duquesne, 11/28/08
Free Throws	7 vs. Connecticut, 11/27/09

Miscellaneous

	2009-10	Career
Double-figure points	5	18
Double-figure rebounds	4	4
Double-doubles	1	1
5 or more rebounds	15	46
2 or more blocks	2	6
3 or more steals	0	2
Three-point plays	5	14
Dunks	4	33
Charges Drawn	12	45

Brian ZOUBEK #55

Center • SR-3L • 7-1 • 260
Haddonfield, N.J. (Haddonfield Memorial)
History Major



2009-10

- Ranks among the ACC leaders in rebounding (8th, 7.3 rpg.) and offensive rebounds (2nd, 3.5 orpg.) as of the end of the regular season (3/7).
- In conference only games he ranks sixth in rebounding (7.4 rpg.) and second in offensive rebounds (3.4 orpg.) as of the end of the regular season (3/7).
- Played in his 100th career game at Wisconsin (12/2), one of 66 players at Duke with 100 or more games played.
- Leads the team with a .636 (70-of-110) field goal percentage.
- Tied for the team lead with 12 drawn charges.
- Has at least five rebounds in 22 games with a team-high nine double-digit rebound contests. Of his 227 rebounds, 108 have come on the offensive end of the floor.
- Recorded three double-doubles on the season and five in his career.
- One of 43 players in school history with 500 or more rebounds, ranking 41st with 517 in his career.
- Posted a career-high 17 rebounds to go with a season-high 16 points and two blocks in just 22 minutes against Maryland (2/13). He became the 34th player in school history with at least 15 points and 15 rebounds in a game and the first player to do it in under 25 minutes since Chris Burgess, who had 16 rebounds in 19 minutes against Fresno State on Nov. 27, 1998.
- Pulled down 16 rebounds, including eight on the offensive end against Virginia Tech (2/21).
- Recorded his first double-double of the season and third of his career against Long Beach State (12/29) with 10 points and 12 rebounds to go with three blocked shots.
- Tallied 10 points, 11 rebounds, two assists, two blocked shots and one steal against Tulsa (2/25).
- Hauled in 13 rebounds to go with four points and two steals at Maryland (3/3).
- Also had 13 rebounds to go with eight points and two blocked shots against North Carolina (3/6).
- Had a career-high five steals to go with 10 points and five rebounds at Miami (2/17).
- Grabbed 11 rebounds, including seven offensive boards against Connecticut (11/27) in the championship game of the NIT Season Tip-Off.
- Tallied 11 rebounds and six points against Boston College (1/13).
- Just missed a double-double against Charlotte with nine points and a career-high matching 13 rebounds in 16 minutes of action.
- Posted 13 points and eight rebounds in 15 minutes against Gardner-Webb (12/15).
- Tallied 11 points, seven rebounds and one blocked shot against St. John's (12/5).
- Scored in double figures in the season opener against UNC Greensboro with 14 points on 6-of-7 shooting.
- Recorded six points, nine rebounds, one assist and one steal at N.C. State (1/20).
- Pulled down nine rebounds against Radford (11/21).
- Posted five points, seven rebounds and one block against No. 21 Georgia Tech (2/4).
- Collected six rebounds, two assists and two blocked shots at Boston College (2/6).

Game-by-Game Statistics

2009-10

Opponent	FG	3FG	FT	O-D-R	PF	Pts	A	TO	B	S	MIN
UNC Greensboro	6-7	0-0	2-3	3-4-7	3	14	2	2	1	2	16
Coastal Carolina	2-2	0-0	0-2	3-2-5	2	4	0	1	0	1	16
Charlotte	4-7	0-0	1-4	8-5-13	4	9	1	1	0	1	16
Radford	1-4	0-0	2-3	5-4-9	5	4	1	1	0	0	14
vs. Arizona State	2-3	0-0	1-2	3-3-6	5	5	0	3	0	1	13
vs. [13] Connecticut	1-5	0-0	0-0	7-4-11	5	2	3	1	1	1	22
at Wisconsin	0-2	0-0	0-0	1-3-4	4	0	1	1	0	0	9
St. John's	4-5	0-0	3-4	3-4-7	4	11	1	3	1	0	18
Gardner-Webb	5-6	0-0	3-5	3-5-8	1	13	0	0	1	0	15
vs. [15] Gonzaga	2-2	0-0	0-1	1-3-4	3	4	0	1	1	1	19
Long Beach State	5-5	0-0	0-1	4-8-12	2	10	0	2	3	0	25
Pennsylvania	4-5	0-0	0-0	4-2-6	1	8	1	2	0	1	17
[21] Clemson	0-0	0-0	0-0	0-2-2	5	0	1	0	0	1	18
vs. Iowa State	0-3	0-0	0-0	4-2-6	1	0	0	1	0	0	12
at [20] Georgia Tech	2-3	0-0	0-0	3-2-5	4	4	0	2	1	0	19
Boston College	3-5	0-0	0-0	5-6-11	4	6	0	0	1	1	16
Wake Forest	1-1	0-0	1-2	1-1-2	5	3	0	1	0	0	9
at N.C. State	1-4	0-0	4-7	5-4-9	4	6	1	2	0	1	14
at [17] Clemson	0-1	0-0	0-2	1-1-2	4	0	1	1	1	1	14
Florida State	3-4	0-0	0-0	2-1-3	5	6	2	1	0	0	13
at [7] Georgetown	0-0	0-0	0-0	0-0-0	2	0	0	1	0	0	2
[21] Georgia Tech	1-3	0-0	3-6	4-3-7	4	5	0	1	1	0	13
at Boston College	1-1	0-0	1-2	3-3-6	1	3	2	0	2	0	14
at North Carolina	0-1	0-0	0-0	0-3-3	3	0	2	0	2	0	20
Maryland	7-10	0-0	2-2	8-9-17	3	16	1	1	2	0	22*
at Miami	4-5	0-0	2-4	4-1-5	4	10	2	2	0	5	29*
Virginia Tech	1-1	0-0	1-1	8-8-16	3	3	2	3	1	1	29*
Tulsa	4-5	0-0	2-5	4-7-11	2	10	2	0	2	1	23*
at Virginia	0-0	0-0	0-0	0-4-4	4	0	0	1	1	0	14*
at [23] Maryland	2-6	0-0	0-0	6-7-13	3	4	0	1	0	2	29*
North Carolina	4-4	0-0	0-0	5-8-13	4	8	1	1	2	0	20*

* Indicates Games Started

Career Statistics

SEASON	GP-GS	MP	FG-FGA	PCT.	3PT-A	PCT.	FT-FTA	PCT.	REB.	AVG.	PF-DQ	AS	TO	BS	ST	TP	AVG.
2006-07	32-2	235	33-63	.524	0-0	.000	32-48	.667	71	2.2	37-0	6	37	9	4	98	3.1
2007-08	25-2	262	41-69	.594	0-0	.000	13-29	.448	86	3.4	43-1	13	20	17	9	95	3.8
2008-09	36-17	427	61-106	.575	0-0	.000	24-29	.828	133	3.7	71-1	15	25	29	15	146	4.1
2009-10	31-7	530	70-110	.636	0-0	.000	28-56	.500	227	7.3	104-6	27	37	24	21	168	5.4
Total	124-28	1454	205-348	.589	0-0	.000	97-162	.599	517	4.2	255-8	61	119	79	49	507	4.1

Career ACC Regular Season Statistics

SEASON	GP-GS	MP	FG-FGA	PCT.	3PT-A	PCT.	FT-FTA	PCT.	REB.	AVG.	PF-DQ	AS	TO	BS	ST	TP	AVG.
2006-07	16-1	86	5-10	.500	0-0	.000	6-11	.545	21	1.3	15-0	2	13	3	0	16	1.0
2007-08	8-0	59	9-14	.643	0-0	.000	0-2	.000	16	2.0	12-0	1	2	5	2	18	2.3
2008-09	15-6	183	18-41	.439	0-0	.000	5-6	.833	51	3.4	26-0	7	10	12	8	41	2.7
2009-10	16-6	293	30-49	.612	0-0	.000	14-26	.538	118	7.4	60-3	15	17	14	12	74	4.6
Total	55-13	621	62-114	.544	0-0	.000	25-45	.556	206	3.7	113-3	25	42	34	22	149	2.7

Career ACC Tournament Statistics

SEASON	GP-GS	MP	FG-FGA	PCT.	3PT-A	PCT.	FT-FTA	PCT.	REB.	AVG.	PF-DQ	AS	TO	BS	ST	TP	AVG.
2006-07	1-0	4	0-0	.000	0-0	.000	0-0	.000	0	0.0	1-0	0	1	0	0	0	0.0
2007-08	2-0	33	4-7	.571	0-0	.000	2-4	.500	8	4.0	2-0	2	2	1	2	10	5.0
2008-09	3-0	15	0-0	.000	0-0	.000	0-0	.000	6	2.0	2-0	0	1	1	0	0	0.0
2009-10	0-0	0	0-0	.000	0-0	.000	0-0	.000	0	0.0	0-0	0	0	0	0	0	0.0
Total	6-0	52	4-7	.571	0-0	.000	2-4	.500	8	1.3	5-0	2	4	2	2	10	1.7

Career Highs

Points	18 vs. Columbia, 11/12/06
Rebounds	17 vs. Maryland, 2/13/10
Assists	3, two times, last vs. Maryland, 1/24/09
Steals	5 vs. Miami, 2/17/10
Blocks	4, two times, last vs. Maryland, 1/24/09
Field Goals	7, three times, last vs. Maryland, 2/13/10
Free Throws	10 vs. Columbia, 11/12/06

Miscellaneous

	2009-10	Career
Double-figure points	7	15
Double-figure rebounds	9	11
Double-doubles	3	5
5 or more rebounds	22	50
2 or more blocks	6	15
Dunks	1	8
Charges Drawn	12	23
Three-point plays	3	8