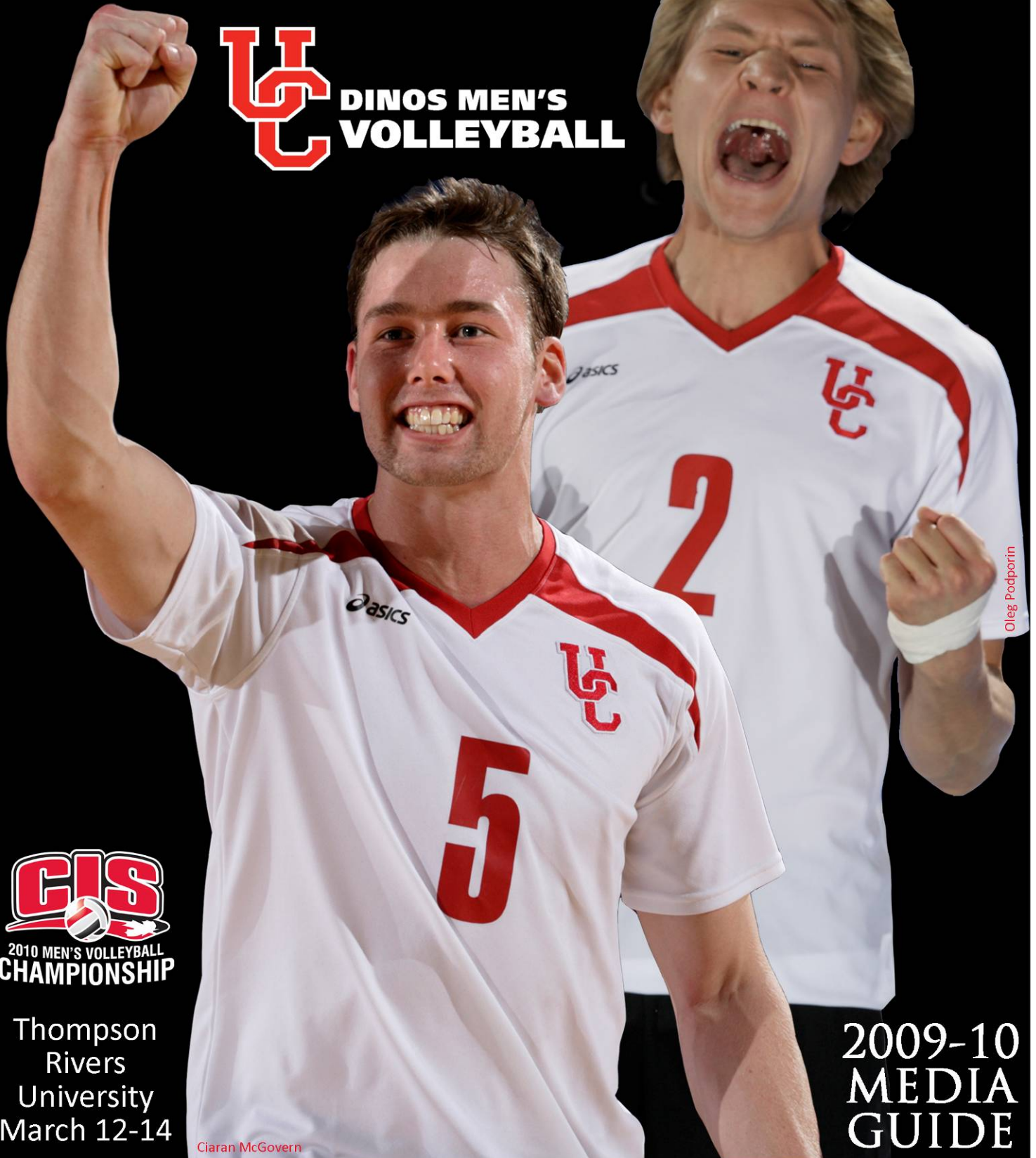


REDEFINING CHAMPIONS

CIS Champions 1982, 1989, 1993 Canada West Champions 1973, 1978, 1982, 1989, 1991, 1992, 1993, 1994



UC DYNOS MEN'S VOLLEYBALL



Oleg Podporin



Thompson Rivers University
March 12-14

Ciaran McGovern

2009-10 MEDIA GUIDE

Pride. Spirit. DINOS.





2009-10 UNIVERSITY OF CALGARY DINOS MEN'S VOLLEYBALL

Back Row: Kerry MacDonald (asst. coach), Blake Giles, Alex de Vries, Don MacNeill, Pierre Rocque, Oleg Podporin, Graham Vigrass, Pat Lenaour, David Egan, Jay Blankenau, Omar Langford, Matt Clegg (asst. coach), Rod Durrant (head coach)

Front Row: Sam Mainville, A.J. Halverson, Aaron Cyr, Tom Porta, Ciaran McGovern, Curtis James, Chris Hoag, Brendan Ray



FINGERTIP FACTS

INSTITUTION

Location.....Calgary, Alberta, Canada
 Website.....www.ucalgary.ca
 Founded.....1966
 Enrollment.....28,000
 Mailing Address.....2500 University Drive NW
 Calgary, AB T2N 1N4
 Interim President.....**Dr. Warren Veale**
 Dean, Faculty of Kinesiology.....**Dr. Wayne Giles**

ATHLETICS DEPARTMENT

Founded.....1964
 Nickname.....Dinos
 Colours.....Red, Black, Gold
 Mascot.....Rex
 Website.....www.goDINOS.com
 Affiliation.....Canadian Interuniversity Sport (CIS)
 Conference.....Canada West (CW)
 Director of Athletics.....**Kevin Boyles** BPE, MKin
boyles@ucalgary.ca
 Office (403) 220-3409
 Sports Information Director.....**Ben Matchett** BComm, BA
ben.matchett@ucalgary.ca
 Office (403) 220-8143
 Mobile (403) 863-8143

UC MEN'S VOLLEYBALL

Head Coach.....**Rod Durrant** BKin
 Years as Head Coach: 4
rdurrant@ucalgary.ca
 Office (403) 220-7008
 Assistant Coaches.....**Kerry MacDonald**
Matt Clegg
Ian Halliday
 CIS Championships (3).....1982, 1989, 1993
 CW Championships (8)
1973, 1978, 1982, 1989, 1991, 1992, 1993, 1994
 2009-10 Record.....26-10
 Conference.....13-5
 2nd Canada West
 Playoffs.....3-1
 Home Court.....Jack Simpson Gym (3,424)

2009-10 COMPOSITE SCHEDULE

Home matches in **BOLD**; playoff matches in *italics*; *indicates conference match

Date	Opponent	Result	Record (conf.)	Top 10
Non-conference @ Grande Prairie, Alta.				
Oct. 2	Thompson Rivers	W 3-1	1-0	
Oct. 3	Thompson Rivers	W 3-0	2-0	No Top 10
Regina Invitational Tournament				
Oct. 9	Manitoba	L 2-3	2-1	
Oct. 9	Briercrest College	W 3-0	3-1	
Oct. 10	Regina	W 3-0	4-1	
Oct. 10	Alberta	L 2-3	4-2	
Oct. 11	Winnipeg	W 3-0	5-2	No Top 10
2009 Husky Dino Cup				
Oct. 15	Trinity Western	W 3-1	6-2	
Oct. 16	Pacific (Calif.)	W 3-0	7-2	
Oct. 16	UCLA	L 1-3	7-3	
Oct. 17	UCLA	W 3-0	8-3	4
Canada West				
Oct. 23	*Alberta	L 1-3	8-4 (0-1)	
Oct. 24	*Alberta	W 3-0	9-4 (1-1)	3
Nov. 6	*Manitoba	W 3-0	10-4 (2-1)	3
Nov. 7	*Manitoba	W 3-1	11-4 (3-1)	2
Nov. 13	*Thompson Rivers	W 3-0	12-4 (4-1)	
Nov. 14	*Thompson Rivers	W 3-2	13-4 (5-1)	2
Nov. 27	*Trinity Western	W 3-1	14-4 (6-1)	1
Nov. 28	*Trinity Western	L 1-3	14-5 (6-2)	2
McDonald's Invitational @ Kamloops, B.C.				
Jan. 2	Dalhousie	L 1-3	14-6	
Jan. 3	McMaster	W 3-1	15-6	
Jan. 4	UBC-Okanagan	W 3-0	16-6	
Canada West				
Jan. 9	*Saskatchewan	W 3-0	17-6 (7-2)	
Jan. 10	*Saskatchewan	W 3-1	18-6 (8-2)	2
Jan. 22	*UBC	L 2-3	18-7 (8-3)	
Jan. 23	*UBC	W 3-1	19-7 (9-3)	4
Jan. 29	*Regina	W 3-1	20-7 (10-3)	
Jan. 30	*Regina	W 3-0	21-7 (11-3)	4
Feb. 5	*Brandon	L 0-3	21-8 (11-4)	
Feb. 6	*Brandon	L 2-3	21-9 (11-5)	5
Feb. 12	*Winnipeg	W 3-1	22-9 (12-5)	
Feb. 13	*Winnipeg	W 3-0	23-9 (13-5)	4
Canada West Quarterfinal				
Feb. 25	Manitoba	W 3-1	24-9	4
Feb. 26	Manitoba	W 3-0	25-9	
Canada West Final Four @ University of Alberta, Edmonton				
<i>Canada West Semi-final</i>				
March 6	Trinity Western	L 2-3	25-10	
<i>Canada West Bronze Medal</i>				
March 7	Thompson Rivers	W 3-0	26-10	
CIS Championship @ Thompson Rivers University, Kamloops, B.C.				
March 12	Dalhousie			
March 13				
March 14				

Pride. Spirit. DINOS.



CIS CHAMPIONSHIP PREVIEW

CALGARY – Once fixtures at the CIS men's volleyball championship, the University of Calgary Dinos men's volleyball side makes its return to the national stage as the 2010 national meet opens at Kamloops' Tournament Capital Centre Friday.

Since 1982, the Dinos have made 17 appearances and won three national titles. Before their last appearance in 2003, Calgary had never gone more than two seasons without attending the national tournament – but that 2003 event at the University of Alberta would kick off a seven-year dry spell for the Dinos.

Having made a resurgence over the past four seasons since Rod Durrant took over as head coach in 2006, the Dinos are back in what Durrant calls a 'wide open tournament' to decide the national champion in 2010.

"It's a big step for this program to get back to the national championship," said Durrant, who won back-to-back Canadian college titles at Mount Royal College in 1998 and 1999. "The athletes that have committed to us have really worked hard, and to have the opportunity to win a national championship is a great accomplishment for a young group of guys."

Durrant and the Dinos will all be CIS championship rookies at the 2010 event hosted by Thompson Rivers University, but that doesn't mean they don't have any championship experience. Seven players on the roster have attended college championships, while four – libero Tom Porta, setter Jay Blankenau, middle Patrick Lenoir, and left side Pierre Rocque – have won CCAA titles in their careers.

"We have a bunch of guys who have won college championships, and we hope that their experiences there transfer into this one," said Durrant.

Calgary finished the 2009-10 season with its second straight 13-5 record and needed only to win one playoff series at home last season to qualify for nationals. An upset series win by Winnipeg eliminated the Dinos in 2009, but it also provided a little extra motivation this year – motivation the team used to finish second and sweep Manitoba to earn their CIS berth.

Seeded sixth in the eight-team tournament after losing a tight conference semi-final to Trinity Western last week at the Final Four in Edmonton, the Dinos face perennial Atlantic champion Dalhousie in the opening round Friday night. The Dinos and Tigers faced off on the championship court in Kamloops back at the McDonald's Invitational in January, with Dalhousie emerging victorious 3-1. Despite the loss, however, that match should prove beneficial to both teams as they open the national tournament against an opponent that is at least somewhat familiar.

"We played them in January, and they're a good team," said Durrant. "They have two very good middles, a solid left side, a good young setter and a good right side, so they're as good as they come. We need to be ready and at our best to beat them on Friday night, but that's the exciting part of all this. If you prepare and look after your side, you have the opportunity to be successful."

While there isn't much recent history between the Dinos and Tigers, Friday's match will be the ninth all-time between the two teams at the CIS championships – with Calgary boasting a 7-1 record in the eight previous meetings. Four of those eight were in quarterfinals, with Calgary winning every one including the most recent meeting back in 1999.

The only Dalhousie victory came in the 1997 national semi-final, which the Dinos hosted in the Jack Simpson Gym.

Dalhousie is making its 31st consecutive appearance at the CIS championship, still in search of its first Tantram Trophy in that period. The Dinos, meanwhile, are three-time champions (1982, 1989, 1993).

Other quarterfinal action pits No. 1 Laval against No. 8 Montreal, No. 2 Alberta against the host No. 7 Thompson Rivers WolfPack, and No. 4 Trinity Western against No. 5 Queen's.

While the Golden Bears are two-time defending champions, Laval has been ranked near the top of the nation all season. Even the Dinos spent a week ranked No. 1 in the CIS Top 10, so there are eight teams heading to Kamloops this weekend that believe they can return home with a trophy and banner.

"I think everyone has a shot. There's no clear-cut favourite," Durrant said. "Laval goes in at number one but I think Alberta is a very close number two, and there's really not a lot to choose from between these teams," said Durrant. "Anyone can beat anyone on any given day, so you need to be performing to the best of your ability."

After an up-and-down season that saw them battle injuries and wild swings in quality of their play – as evidenced by an early-season 3-0 win on the road over Alberta, followed by a late-season 3-2 loss to UBC, who didn't qualify for the playoffs – the Dinos seem to be hitting their stride down the stretch. After capping off the regular season with an important road sweep of the Winnipeg Wesmen, the Dinos overcame a poor opening-night playoff performance to sweep the quarterfinal series with Manitoba.

Their conference semi-final went to the full five sets before ending in defeat at the hands of the Spartans, but Calgary was able to bounce back with a solid performance in the bronze medal match against Thompson Rivers.

The Dinos are a deep team, with five players recording more than 100 kills in the regular season – easily the highest total in the conference. Left side Curtis James led the way in that category, followed by Graham Vigrass' 141 in just 43 sets after missing six matches due to injury. Vigrass made the transition to the right side from his middle spot early in the season and blossomed there to lead the team with 3.28 kills per set.

Oleg Podporin was the team's lone first team all-star after leading the conference in hitting percentage (.453). One of six fifth-year seniors on the team, Podporin teams with David Egan to provide a solid one-two punch in the middle and an impressive blocking presence on defence.

Setter Ciaran McGovern earned a spot on the second all-star team for the second straight year and splits the setting duties with transfer Jay Blankenau – a position they're familiar with after both played for the junior national team over the summer, along with Vigrass.

Calgary has depth off the bench as well, with 2009 second team All-Canadian Omar Langford leading the way. He's joined by Don MacNeill, who was a key factor in the Dinos' bronze medal win, along with Pierre Rocque – who was vital in the playoff series with Manitoba.





HEAD COACH



ROD DURRANT

Former Dinos assistant coach Rod Durrant was named the fifth men's volleyball coach at the University of Calgary in June 2006.

He coached the Canadian Men's Standing Disabled team to three consecutive World Championship titles in 2002, 2004, and 2006, adding to the team's World Cup gold in 2005 and silver in 2003. He coached Team Alberta to a silver medal at the 2001 Canada Games and was an assistant coach of the Dinos men from 2000-2002.

From 1995-99, Durrant served as Head Coach of the Mount Royal College men's volleyball program, capturing three


consecutive Alberta Colleges Athletic Conference (ACAC) provincial titles from 1997-99. He added a national silver medal in 1997 and back-to-back Canadian Colleges Athletic Association (CCAA) national championships in 1998 and 1999. He was named ACAC Coach of the Year in 1998 and CCAA Coach of the Year in 1999.

Durrant also brings strong ties to the volleyball community in Alberta. As Technical Director of the Alberta Volleyball Association since 1999, he has created ties with athletes and coaches throughout the province and been involved with several major volleyball events across Western Canada. He has been co-chair of the Canadian West Open – the largest indoor volleyball event ever held in Canada – since 1999.

In his playing career, he captured an ACAC bronze medal with Red Deer College, ACAC gold and CCAA silver at Mount Royal College, and a Canada West silver medal as a member of the University of Alberta Golden Bears in 1992. He received his Bachelor of Kinesiology degree from the University of Calgary and is a fully certified NCCP Level III volleyball coach.

He was inducted into the Volleyball Canada Hall of Fame in 2002.

Rod and his wife Teresa reside in northwest Calgary with their two children, Zack and Sydney.



University of Calgary Dinos Men's Volleyball Coaches

Bob Bratton	1969-1976
Brad Kilb	1976-1980
John Paulsen	1980-1985
Greg Ryan	1985-2006
Rod Durrant	2006-present

Rod Durrant's CIS Coaching Record

Year	Conference			Playoffs			Overall			Season result	Playoff result
	MP	W	L	MP	W	L	MP	W	L		
2006-07	18	4	14	0	0	0	26	9	17	8 th (Canada West)	N/A
2007-08	18	8	10	2	0	2	27	11	16	6 th (Canada West)	Lost conference quarterfinal
2008-09	18	13	5	3	1	2	34	24	10	2 nd (Canada West)	Lost conference quarterfinal
2009-10	18	13	5	4	3	1	34	26	10	2 nd (Canada West)	Canada West bronze medallist
TOTAL	72	38	34	7	4	5	123	70	53		
Winning Pct.	.528			.444			.569				

ASSISTANT COACHES & STAFF



Kerry MacDonald
Assistant Coach



Matt Clegg
Assistant Coach



Ian Halliday
Assistant Coach



Brandon Thome
Athletic Therapist



Samara Tocher
Athletic Therapy Student



Ben Matchett
Sports Information Director



2009-10 CANADA WEST VOLLEYBALL



Team	MP	MW	ML	SW	SL	MB
xy-Alberta	18	14	4	47	22	--
x-CALGARY	18	13	5	45	23	1.0
x-Brandon	18	12	6	42	29	2.0
x-Trinity Western	18	11	7	42	31	3.0
x-Winnipeg	18	11	7	39	31	3.0
x-Thompson Rivers	18	10	8	36	31	4.0
x-Manitoba	18	9	9	37	32	5.0
Saskatchewan	18	6	12	27	40	8.0
UBC	18	4	14	21	43	10.0
Regina	18	0	18	3	54	14.0

x-Clinched playoff spot; y-clinched first place
Top seven teams qualify for playoffs
Top three playoff teams plus host TRU qualify for CIS championship in Kamloops

PLAYOFF RESULTS

CANADA WEST QUARTERFINALS (Best 2 of 3)

#2 **Calgary** def. #7 Manitoba 2-0 @ Calgary

Game 1: **Calgary 3** Manitoba 1 (27-25, 23-25, 25-12, 27-25)

Game 2: **Calgary 3** Manitoba 0 (25-14, 30-28, 25-15)

#6 Thompson Rivers def. #3 Brandon 2-1 @ Brandon, Man.

Game 1: Brandon 3 Thompson Rivers 1 (25-17, 25-22, 22-25, 25-22)

Game 2: Thompson Rivers 3 Brandon 1 (25-20, 20-25, 25-20, 25-19)

Game 3: Thompson Rivers 3 Brandon 1 (25-23, 16-25, 25-21, 28-26)

#4 Trinity Western def. #5 Winnipeg 2-1 @ Langley, B.C.

Game 1: Trinity Western 3 Winnipeg 1 (25-23, 25-20, 28-30, 25-22)

Game 2: Winnipeg 3 Trinity Western 0 (25-22, 25-16, 25-23)

Game 3: Trinity Western 3 Winnipeg 0 (27-25, 25-14, 25-21)

CANADA WEST FINAL FOUR @ EDMONTON

Semifinal 1: #4 Trinity Western def. #2 **Calgary** 3-2 (22-25, 29-27, 25-20, 17-25, 15-9)

Semifinal 2: #1 Alberta def. #6 Thompson Rivers 3-1 (25-18, 23-25, 25-17, 25-20)

Bronze Medal: Calgary def TRU 3-0 (27-25, 25-19, 25-22)

Conference Final: Alberta def. TRU 3-2 (25-17, 25-21, 23-25, 22-25, 15-9)

MAJOR AWARD WINNERS

Player of the Year

Paul Sanderson, Brandon

Rookie of the Year

Kevin Tillie, Thompson Rivers

Libero of the Year

Blair Bann, UBC

Coach of the Year

Russ Paddock, Brandon

2009-10 CANADA WEST ALL-STARS



First Team

Paul Sanderson, Brandon

Gord Perrin, Thompson Rivers

Justin Duff, Winnipeg

Thomas Jarmoc, Alberta

Oleg Podporin, Calgary

Steven Marshall, Trinity Western

Oleg Podporin

Second Team

Mike DeRocco, Alberta

Blair Bann, UBC

Ciaran McGovern, Calgary

Dan Lother, Winnipeg

Josh Doornenbal, Trinity Western

Kevin Tillie, Thompson Rivers

Ciaran McGovern





2009-10 GAME-BY-GAME

Non-conference @ Grande Prairie, Alta.

October 2	Calgary 3	Thompson Rivers 1	25-17, 28-26, 22-25, 25-23	W 1-0
October 3	Calgary 3	Thompson Rivers 0	25-23, 25-19, 25-22	W 2-0

Cougar Invitational @ Regina

October 9	Calgary 2	Manitoba 3	25-18, 25-21, 22-25, 23-25, 13-15	L 2-1
October 9	Calgary 3	Briercrest 0	25-21, 25-20, 25-23	W 3-1
October 10	Calgary 3	Regina 0	25-17, 25-18, 25-19	W 4-1
October 10	Calgary 2	Alberta 3	23-25, 25-16, 24-26, 25-22, 9-15	L 4-2
October 11	Calgary 3	Winnipeg 0	25-19, 25-19, 27-25	W 5-2

Husky Dino Cup

October 15	Calgary 3	Trinity Western 1	20-25, 25-21, 25-20, 25-18	W 6-2
October 16	Calgary 3	Pacific 0	25-12, 25-12, 25-11	W 7-2
October 16	Calgary 1	UCLA 3	25-21, 19-25, 19-25, 34-36	L 7-3
October 17	Calgary 3	UCLA 0	25-21, 25-19, 25-19	W 8-3

Conference

L 0-1	*October 23	Calgary 1	Alberta 3	15-25, 26-24, 25-27, 23-25	L 8-4
W 1-1	*October 24	Calgary 3	Alberta 0	25-17, 30-28, 25-17	W 9-4
W 2-1	*November 6	Calgary 3	Manitoba 0	25-22, 25-17, 25-21	W 10-4
W 3-1	*November 7	Calgary 3	Manitoba 1	19-25, 25-13, 25-21, 28-26	W 11-4
W 4-1	*November 13	Calgary 3	Thompson Rivers 0	25-22, 25-23, 26-24	W 12-4
W 5-1	*November 14	Calgary 3	Thompson Rivers 2	14-25, 25-18, 25-27, 21-21, 21-19	W 13-4
W 6-1	*November 21	Calgary 3	Trinity Western 1	25-14, 25-18, 19-25, 25-23	W 14-4
L 6-2	*November 22	Calgary 1	Trinity Western 3	25-21, 19-25, 24-26, 20-25	L 14-5

McDonald's Invitational @ Kamloops, B.C.

January 2	Calgary 1	Dalhousie 3	22-25, 25-23, 23-25, 29-31	L 14-6
January 3	Calgary 3	McMaster 1	25-21, 17-25, 25-12, 26-24	W 15-6
January 4	Calgary 3	UBC-Okanagan 0	25-16, 25-15, 25-14	W 16-6

Conference

W 7-2	*January 8	Calgary 3	Saskatchewan 0	25-21, 25-19, 25-17	W 17-6
W 8-2	*January 9	Calgary 3	Saskatchewan 1	20-25, 25-22, 25-22, 25-20	W 18-6
L 8-3	*January 22	Calgary 2	UBC 3	21-25, 25-13, 25-19, 19-25, 14-16	L 18-7
W 9-3	*January 23	Calgary 3	UBC 1	25-20, 25-21, 23-25, 25-21	W 19-7
W 10-3	*January 29	Calgary 3	Regina 1	25-20, 28-30, 25-10, 25-18	W 20-7
W 11-3	*January 30	Calgary 3	Regina 0	25-18, 25-17, 25-18	W 21-7
L 11-4	*February 5	Calgary 0	Brandon 3	19-25, 20-25, 19-25	L 21-8
L 11-5	*February 6	Calgary 2	Brandon 3	22-25, 25-23, 21-25, 25-18, 13-15	L 21-9
W 12-5	*February 12	Calgary 3	Winnipeg 1	23-25, 25-23, 25-18, 25-17	W 22-9
W 13-5	*February 13	Calgary 3	Winnipeg 0	25-17, 25-23, 25-23	W 23-9

Canada West Quarterfinal

February 25	Calgary 3	Manitoba 1	27-25, 23-25, 25-12, 27-25	W 24-9
February 26	Calgary 3	Manitoba 0	25-14, 30-28, 25-15	W 25-9

Canada West Final Four @ Edmonton

Semi-final	March 6	Calgary 2	Trinity Western 3	25-22, 27-29, 20-25, 25-17, 9-15	L 25-10
Bronze	March 7	Calgary 3	Thompson Rivers 0	27-25, 25-19, 25-22	W 26-10



PAST CIS CHAMPIONSHIP RESULTS

(Since 1982)

Year	Host	Calgary matches, results	Calgary placing	National Champion
1982	Dalhousie <i>Halifax, N.S.</i> <i>(Round robin format, top 2 teams qualified for final)</i>	Def. Dalhousie 3-2 Def. Laval 3-0 Def. Manitoba 3-0 Def. Memorial 3-0 Def. York 3-0 Def. Manitoba 3-1 in Final	Gold medal	CALGARY
1985	York <i>Toronto, Ont.</i>	Lost to Toronto 3-1 in quarterfinal Def. Laval 3-0 in consolation semi-final Def. Victoria 3-1 in consolation final	5 th place	Manitoba
1987	Winnipeg	Def. Laval 3-1 in quarterfinal (15-6, 7-15, 15-4, 15-10) Lost to Winnipeg 0-3 in semi-final (4-15, 11-15, 13-15) Lost to Manitoba 2-3 in bronze medal match (15-5, 14-16, 15-5, 14-16, 15-17)	4 th place	Winnipeg
1988	Guelph	Def. Winnipeg 3-1 in quarterfinal (15-5, 6-15, 15-13, 15-13) Lost to Manitoba 1-3 in semi-final (19-17, 11-15, 10-15, 13-15) Def. Dalhousie 3-0 in bronze medal match (15-6, 15-6, 15-8)	Bronze medal	Saskatchewan
1989	Calgary	Def. Dalhousie 3-1 in quarterfinal (15-17, 15-8, 15-1, 15-7) Def. Waterloo 3-0 in semi-final (15-7, 15-7, 15-6) Def. Manitoba 3-0 in final (15-7, 15-13, 15-8)	Gold medal	CALGARY
1991	Laval <i>Québec, Que.</i>	Lost to Waterloo 2-3 in quarterfinal (16-14, 15-10, 7-15, 6-15, 11-15) Lost to McMaster 1-3 in consolation semi-final (14-16, 16-14, 4-15, 12-15) Def. Dalhousie 3-0 in 7 th place match (15-4, 15-10, 15-4)	7 th place	Manitoba
1992	Winnipeg	Def. Dalhousie 3-0 in quarterfinal (15-3, 15-9, 15-9) Def. Winnipeg 3-1 in semi-final (15-10, 15-11, 12-15, 15-13) Lost to Laval 0-3 in final (9-15, 12-15, 12-15)	Silver medal	Laval
1993	Alberta <i>Edmonton, Alta.</i>	Def. Dalhousie 3-0 in quarterfinal (16-14, 15-12, 15-10) Def. Manitoba 3-2 in semi-final (11-15, 7-15, 15-5, 15-8, 16-14) Def. Montreal 3-0 in final (15-12, 15-4, 15-13)	Gold medal	CALGARY
1994	Dalhousie <i>Halifax, N.S.</i>	Lost to Alberta 2-3 in quarterfinal (15-9, 15-12, 9-15, 10-15, 16-18) Def. York 3-1 in consolation semi-final (15-10, 15-8, 13-15, 15-4) Def. McMaster 3-0 in consolation final (15-9, 15-10, 15-2)	5 th place	Laval
1996	Calgary	Lost to Manitoba 1-3 in quarterfinal (10-15, 16-14, 5-15, 11-15) Lost to Western 0-3 in consolation semi-final (7-15, 12-15, 5-15)	T-7 th place	Manitoba



Year	Host	Calgary matches, results	Calgary placing	National Champion
1997	Calgary	Def. Sherbrooke 3-0 in quarterfinal (16-14, 15-7, 15-11) Lost to Dalhousie 1-3 in semi-final (15-6, 15-17, 5-15, 10-15) Lost to Winnipeg 1-3 in bronze medal match (13-15, 15-9, 4-15, 8-15)	4 th place	Alberta
1999	Laval <i>Québec, Que.</i>	Def. Dalhousie 3-2 in quarterfinal (15-17, 15-9, 11-15, 15-9, 15-11) Lost to Laval 2-3 in semi-final (9-15, 17-16, 15-9, 11-15, 7-15) Lost to Alberta 1-3 in bronze medal match (7-15, 13-15, 15-7, 11-15)	4 th place	Saskatchewan
2000	Laval <i>Québec, Que.</i>	Lost to Manitoba 2-3 in quarterfinal (13-25, 25-27, 25-22, 25-23, 7-15) Def. Laval 3-1 in consolation semi-final (25-22, 20-25, 25-20, 25-20) Def. Western 3-2 in consolation final (25-15, 26-28, 25-18, 18-25, 15-12)	5 th place	Manitoba
2001	Laval <i>Québec, Que.</i>	Def. Toronto 3-1 in quarterfinal (25-16, 21-25, 25-15, 25-23) Lost to Manitoba 0-3 in semi-final (22-25, 26-28, 22-25) Def. Saskatchewan 3-0 in bronze medal match (25-19, 28-26, 25-20)	Bronze medal	Manitoba
2002	Alberta <i>Edmonton, Alta</i>	Lost to Laval 0-3 in quarterfinal (19-25, 19-25, 21-25) Def. Queen's 3-1 in 5 th place match (25-20, 25-18, 19-25, 25-23)	5 th place	Alberta
2003	Alberta <i>Edmonton, Alta.</i>	Def. Laval 3-0 in quarterfinal (25-19, 25-21, 25-18) Lost to Alberta 1-3 in semi-final (25-19, 22-25, 17-25, 13-25) Lost to Saskatchewan 2-3 in bronze medal match (25-15, 23-25, 18-25, 25-17, 10-15)	4 th place	Manitoba
2010	Thompson Rivers <i>Kamloops, B.C.</i>			

OVERALL RESULTS

Total appearances..... 17 (incl. 2010)
 Most consecutive..... 5 (1999-2003)
 Record..... 30-19
 Championships..... 3

FINAL STANDINGS

Gold medal..... 3 (1982, 1989, 1993)
 Silver medal..... 1 (1992)
 Bronze..... 2 (1988, 2001)
 4th place..... 4 (1987, 1997, 1999, 2003)
 5th place..... 4 (1985, 1994, 2000, 2002)
 6th place..... 0
 7th place..... 2 (1991, 1996)

OPPONENT-BY-OPPONENT RESULTS

Opponent	Last faced	MP	W	L
Manitoba	2001	9	4	5
Dalhousie	1999	8	7	1
Laval	2003	8	5	3
Winnipeg	1992	4	2	2
Alberta	2003	3	0	3
McMaster	1994	2	1	1
Saskatchewan	2003	2	1	1
Toronto	2001	2	1	1
Waterloo	1991	2	1	1
Western	2000	2	1	1
York	1982	2	2	0
Memorial	1982	1	1	0
Montreal	1993	1	1	0
Queen's	2002	1	1	0
Sherbrooke	1997	1	1	0
Victoria	1985	1	1	0
TOTAL		49	30	19



2009-10 TEAM STATISTICS

CONFERENCE MATCHES

	CGY	OPP
ATTACK		
Kills	862	830
Errors	351	400
Total Attacks	2048	2035
Attack Pct	.250	.211
Kills/Game	12.7	12.2
SET		
Assists	799	777
Assists/Game	11.8	11.4
SERVE		
Aces	89	68
Errors	185	201
Aces/Game	1.3	1.0
SERVE RECEPTIONS		
Errors	68	89
Errors/Game	1.0	1.3
DEFENSE		
Digs	666	692
Digs/Game	9.8	10.2
BLOCKING		
Block Solo	25	33
Block Assist	264	234
Total Blocks	157.0	150.0
Blocks Per Game	2.3	2.2
Block Errors	8	19
BALL HANDLING ERRORS	11	16
ATTENDANCE		
Total	2996	4423
Dates/Avg Per Date	8/374	10/442
Neutral site #/Avg	0/0	
Current win streak	2	-
Home win streak	0	-

MATCH WINS BY #GAMES

	1	2	3	4	5	Total
Calgary	0	0	6	6	1	13
Opponents	0	0	1	2	2	5

GAMES WON BY GAME

	1	2	3	4	5	Total
Calgary	10	15	11	8	1	45
Opponents	8	3	7	3	2	23

POINTS BY GAME

	1	2	3	4	5	Total
Calgary	403	448	432	265	48	1596
Opponents	392	382	390	239	50	1453

PLAYOFF MATCHES

	CGY	OPP
ATTACK		
Kills	192	188
Errors	59	86
Total Attacks	421	453
Attack Pct	.316	.225
Kills/Game	12.8	12.5
SET		
Assists	168	169
Assists/Game	11.2	11.3
SERVE		
Aces	22	17
Errors	50	59
Aces/Game	1.5	1.1
SERVE RECEPTIONS		
Errors	17	22
Errors/Game	1.1	1.5
DEFENSE		
Digs	165	160
Digs/Game	11.0	10.7
BLOCKING		
Block Solo	7	6
Block Assist	70	32
Total Blocks	42.0	22.0
Blocks Per Game	2.8	1.5
Block Errors	3	4
BALL HANDLING ERRORS	2	0
ATTENDANCE		
Total	491	0
Dates/Avg Per Date	2/246	0/0
Neutral site #/Avg	2/150	
Current win streak	1	-
Home win streak	2	-

MATCH WINS BY #GAMES

	1	2	3	4	5	Total
Calgary	0	0	2	1	0	3
Opponents	0	0	0	0	1	1

GAMES WON BY GAME

	1	2	3	4	5	Total
Calgary	4	2	3	2	0	11
Opponents	0	2	1	0	1	4

POINTS BY GAME

	1	2	3	4	5	Total
Calgary	104	105	95	52	9	365
Opponents	86	101	74	42	15	318





2009-10 INDIVIDUAL STATISTICS

##	Name	GP	MP	ATTACK				TA	Pct	SET		SERVE		SE
				K	K/Game	E	A			A/Game	SA	SA/Gm		
1	Omar Langford	46	14-	119	2.59	57	290	.214	3	0.07	3	0.07	14	
	PLAYOFFS	13	4-	10	0.77	2	27	.296	0	0.00	0	0.00	0	
2	Oleg Podporin	66	18-	129	1.95	27	225	.453	23	0.35	22	0.33	53	
	PLAYOFFS	15	4-	29	1.93	7	55	.400	3	0.20	9	0.60	14	
3	Curtis James	66	18-	155	2.35	73	385	.213	12	0.18	9	0.14	23	
	PLAYOFFS	15	4-	35	2.33	16	84	.226	2	0.13	1	0.07	9	
4	Tom Porta	68	18-	0	0.00	0	4	.000	16	0.24	0	0.00	0	
	PLAYOFFS	15	4-	1	0.07	0	1	1.000	4	0.27	0	0.00	0	
5	Ciaran McGovern	58	17-	18	0.31	8	47	.213	472	8.14	12	0.21	20	
	PLAYOFFS	15	4-	6	0.40	1	10	.500	125	8.33	2	0.13	5	
6	Graham Vigrass	43	12-	141	3.28	46	330	.288	6	0.14	3	0.07	6	
	PLAYOFFS	15	4-	49	3.27	17	111	.288	0	0.00	1	0.07	4	
7	Chris Hoag	44	13-	70	1.59	46	198	.121	6	0.14	5	0.11	8	
	PLAYOFFS	9	4-	12	1.33	3	30	.300	1	0.11	0	0.00	2	
8	Jay Blankenau	43	15-	7	0.16	2	17	.294	229	5.33	7	0.16	4	
	PLAYOFFS	13	4-	1	0.08	1	3	.000	28	2.15	1	0.08	0	
9	Don MacNeill	34	13-	53	1.56	29	140	.171	4	0.12	3	0.09	13	
	PLAYOFFS	3	1-	13	4.33	2	32	.344	0	0.00	0	0.00	3	
10	Pat Lenaour	19	13-	14	0.74	8	44	.136	1	0.05	1	0.05	5	
11	Pierre Rocque	30	14-	4	0.13	5	21	-.048	1	0.03	0	0.00	2	
	PLAYOFFS	9	3-	9	1.00	6	20	.150	0	0.00	1	0.11	2	
12	AJ Halverson	5	3-	0	0.00	0	1	.000	0	0.00	0	0.00	0	
13	Aaron Cyr	1	1-	0	0.00	0	0	.000	0	0.00	0	0.00	0	
14	Brendan Ray	6	4-	0	0.00	0	0	.000	0	0.00	0	0.00	0	
15	Sam Mainville	18	6-	24	1.33	21	81	.037	2	0.11	4	0.22	13	
18	David Egan	68	18-	128	1.88	29	265	.374	24	0.35	20	0.29	24	
	PLAYOFFS	15	4-	27	1.80	4	48	.479	5	0.33	7	0.47	11	
	CALGARY.....	68	18-	862	12.68	351	2048	.250	799	11.75	89	1.31	185	
	PLAYOFFS	15	4-	192	12.80	59	421	.316	168	11.20	22	1.47	50	
	Opponents.....	68	18-	830	12.21	400	2035	.211	777	11.43	68	1.00	201	
	PLAYOFFS	15	4-	188	12.53	86	453	.225	169	11.27	17	1.13	59	

##	Name	G	RE	DIG		BLOCKING				POINTS	Pts/Gm		
				DIG	Dig/G	BS	BA	Total	B/Game			BE	BHE
1	Omar Langford	46	0	27	0.59	1	17	18	0.39	0	0	131.5	2.86
	PLAYOFFS	13	0	6	0.46	0	0	0	0.00	0	0	10.0	0.77
2	Oleg Podporin	66	1	30	0.45	6	59	65	0.98	3	1	186.5	2.83
	PLAYOFFS	15	0	5	0.33	3	19	22	1.47	1	0	50.5	3.37
3	Curtis James	66	18	84	1.27	4	31	35	0.53	0	0	183.5	2.78
	PLAYOFFS	15	3	19	1.27	0	6	6	0.40	0	1	39.0	2.60
4	Tom Porta	68	24	151	2.22	0	0	0	0.00	0	0	0.0	0.00
	PLAYOFFS	15	8	41	2.73	0	0	0	0.00	0	0	1.0	0.07
5	Ciaran McGovern	58	0	86	1.48	3	27	30	0.52	3	3	46.5	0.80
	PLAYOFFS	15	1	34	2.27	0	5	5	0.33	0	0	10.5	0.70
6	Graham Vigrass	43	1	41	0.95	2	20	22	0.51	0	0	156.0	3.63
	PLAYOFFS	15	0	12	0.80	0	14	14	0.93	1	1	57.0	3.80
7	Chris Hoag	44	10	61	1.39	0	15	15	0.34	0	1	82.5	1.88
	PLAYOFFS	9	2	14	1.56	1	3	4	0.44	0	0	14.5	1.61
8	Jay Blankenau	43	0	62	1.44	1	11	12	0.28	0	5	20.5	0.48
	PLAYOFFS	13	0	8	0.62	0	1	1	0.08	0	0	2.5	0.19
9	Don MacNeill	34	6	33	0.97	1	10	11	0.32	0	0	62.0	1.82
	PLAYOFFS	3	0	7	2.33	0	1	1	0.33	0	0	13.5	4.50
10	Pat Lenaour	19	0	4	0.21	2	5	7	0.37	0	0	19.5	1.03
11	Pierre Rocque	30	0	17	0.57	2	0	2	0.07	0	0	6.0	0.20
	PLAYOFFS	9	3	10	1.11	1	9	10	1.11	0	0	15.5	1.72
12	AJ Halverson	5	1	3	0.60	0	1	1	0.20	0	0	0.5	0.10
13	Aaron Cyr	1	0	0	0.00	0	1	1	1.00	0	0	0.5	0.50
14	Brendan Ray	6	1	5	0.83	0	0	0	0.00	0	0	0.0	0.00
15	Sam Mainville	18	5	28	1.56	1	4	5	0.28	0	0	31.0	1.72
18	David Egan	68	0	34	0.50	2	63	65	0.96	2	1	181.5	2.67
	PLAYOFFS	15	0	9	0.60	2	12	14	0.93	0	0	42.0	2.80
	TEAM		1										
	PLAYOFFS		0										
	CALGARY.....	68	68	666	9.79	25	264	157.0	2.31	8	11	1108.0	16.29
	PLAYOFFS	15	17	165	11.00	7	70	42.0	2.80	3	2	256.0	17.07
	Opponents.....	68	89	692	10.18	33	234	150.0	2.21	19	16	1048.0	15.41
	PLAYOFFS	15	22	160	10.67	6	32	22.0	1.47	4	0	227.0	15.13



CATEGORY LEADERS

Conference matches only

##	ATTACK (by K)	G	K	K/Game	E	TA	Pct
3	Curtis James	66	155	2.35	73	385	.213
6	Graham Vigrass	43	141	3.28	46	330	.288
2	Oleg Podporin	66	129	1.95	27	225	.453
18	David Egan	68	128	1.88	29	265	.374
1	Omar Langford	46	119	2.59	57	290	.214
7	Chris Hoag	44	70	1.59	46	198	.121
9	Don MacNeill	34	53	1.56	29	140	.171
15	Sam Mainville	18	24	1.33	21	81	.037
5	Ciaran McGovern	58	18	0.31	8	47	.213
10	Pat Lenaour	19	14	0.74	8	44	.136
8	Jay Blankenau	43	7	0.16	2	17	.294
11	Pierre Rocque	30	4	0.13	5	21	-.048
12	AJ Halverson	5	0	0.00	0	1	.000
4	Tom Porta	68	0	0.00	0	4	.000
	CALGARY.....	68	862	12.68	351	2048	.250
	Opponents.....	68	830	12.21	400	2035	.211

##	KILL (by K)	G	K	K/Game
3	Curtis James	66	155	2.35
6	Graham Vigrass	43	141	3.28
2	Oleg Podporin	66	129	1.95
18	David Egan	68	128	1.88
1	Omar Langford	46	119	2.59
7	Chris Hoag	44	70	1.59
9	Don MacNeill	34	53	1.56
15	Sam Mainville	18	24	1.33
5	Ciaran McGovern	58	18	0.31
10	Pat Lenaour	19	14	0.74
8	Jay Blankenau	43	7	0.16
11	Pierre Rocque	30	4	0.13
4	Tom Porta	68	0	0.00
12	AJ Halverson	5	0	0.00
	CALGARY.....	68	862	12.68
	Opponents.....	68	830	12.21

##	SET (by A)	G	A	A/Game
5	Ciaran McGovern	58	472	8.14
8	Jay Blankenau	43	229	5.33
18	David Egan	68	24	0.35
2	Oleg Podporin	66	23	0.35
4	Tom Porta	68	16	0.24
3	Curtis James	66	12	0.18
6	Graham Vigrass	43	6	0.14
7	Chris Hoag	44	6	0.14
9	Don MacNeill	34	4	0.12
1	Omar Langford	46	3	0.07
15	Sam Mainville	18	2	0.11
10	Pat Lenaour	19	1	0.05
11	Pierre Rocque	30	1	0.03
12	AJ Halverson	5	0	0.00
14	Brendan Ray	6	0	0.00
	CALGARY.....	68	799	11.75
	Opponents.....	68	777	11.43

##	SERVE (by SA)	G	SA	SE	SA/G
2	Oleg Podporin	66	22	53	0.33
18	David Egan	68	20	24	0.29
5	Ciaran McGovern	58	12	20	0.21
3	Curtis James	66	9	23	0.14
8	Jay Blankenau	43	7	4	0.16
7	Chris Hoag	44	5	8	0.11
15	Sam Mainville	18	4	13	0.22
6	Graham Vigrass	43	3	6	0.07
9	Don MacNeill	34	3	13	0.09
1	Omar Langford	46	3	14	0.07
10	Pat Lenaour	19	1	5	0.05
11	Pierre Rocque	30	0	2	0.00
12	AJ Halverson	5	0	0	0.00
14	Brendan Ray	6	0	0	0.00
	CALGARY.....	68	89	185	1.31
	Opponents.....	68	68	201	1.00

##	BLOCK (by Total)	G	BS	BA	Total	B/Game	BE
18	David Egan	68	2	63	65.0	0.96	2
2	Oleg Podporin	66	6	59	65.0	0.98	3
3	Curtis James	66	4	31	35.0	0.53	0
5	Ciaran McGovern	58	3	27	30.0	0.52	3
6	Graham Vigrass	43	2	20	22.0	0.51	0
1	Omar Langford	46	1	17	18.0	0.39	0
7	Chris Hoag	44	0	15	15.0	0.34	0
8	Jay Blankenau	43	1	11	12.0	0.28	0
9	Don MacNeill	34	1	10	11.0	0.32	0
10	Pat Lenaour	19	2	5	7.0	0.37	0
15	Sam Mainville	18	1	4	5.0	0.28	0
11	Pierre Rocque	30	2	0	2.0	0.07	0
13	Aaron Cyr	1	0	1	1.0	1.00	0
12	AJ Halverson	5	0	1	1.0	0.20	0
4	Tom Porta	68	0	0	0.0	0.00	0
	CALGARY.....	68	25	264	157.0	2.31	8
	Opponents.....	68	33	234	150.0	2.21	19

##	DEFENSE (by Dig)	G	DIG	Dig/G	BHE
4	Tom Porta	68	151	2.22	0
5	Ciaran McGovern	58	86	1.48	3
3	Curtis James	66	84	1.27	0
8	Jay Blankenau	43	62	1.44	5
7	Chris Hoag	44	61	1.39	1
6	Graham Vigrass	43	41	0.95	0
18	David Egan	68	34	0.50	1
9	Don MacNeill	34	33	0.97	0
2	Oleg Podporin	66	30	0.45	1
15	Sam Mainville	18	28	1.56	0
1	Omar Langford	46	27	0.59	0
11	Pierre Rocque	30	17	0.57	0
14	Brendan Ray	6	5	0.83	0
10	Pat Lenaour	19	4	0.21	0
12	AJ Halverson	5	3	0.60	0
	CALGARY.....	68	666	9.79	11
	Opponents.....	68	692	10.18	16



2009-10 GAME RECAPS

Playoff games and games vs. potential CIS Championship opponents

Canada West Bronze Medal Match

Calgary vs. Thompson Rivers (March 7, 2010 at Edmonton, AB)

VOLLEYBALL DINOS TAKE BRONZE, AWAIT NATIONALS SEEDING



EDMONTON - The Calgary Dinos found some much-sought-after consistency Sunday afternoon in a straight sets victory (27-25, 25-19, 25-22) over the Thompson Rivers Wolfpack to capture the bronze medal at the Canada West men's volleyball Final Four in the Pavilion at the University of Alberta.

The Dinos looked very good in winning two sets during Saturday's semifinal loss to the Trinity Western Spartans, but head coach Rod Durrant noted that they needed to work on sustaining that effort for an entire game. Durrant got his wish Sunday, as the Dinos were able to minimize errors in all three sets while compiling a .350 attack percentage for the game.

"We played much better today. We had some good performances from our left-sides," said the fourth-year head coach. "They passed the ball better; our libero stepped up and passed the ball, and I thought we were able to sustain that for the three sets," he said.

But while the Dinos attack was able to shine through, led by Don MacNeill with 13 kills, Durrant was also quick to point out that the game was a bronze medal match between two teams with their tickets to Nationals booked.

"I don't think the same velocity of serves coming at you; I don't think the energy was normally the way we'd see it," he admitted.

"That said, we still passed the ball better, and I think that's what we wanted to do: we wanted to improve on our performance from yesterday and we did."

TRU head coach Pat Hennelly echoed Durrant's statements, noting that, while seeding had yet to be determined, both teams knew that their semifinal losses probably meant they would wind up in the bottom half of the Nationals bracket.

"We talked about having tough game, and between us and Calgary, we're looking at Dalhousie and Laval as potential matchups. Those are two tough teams regardless. I don't know who we're going to get, but we know it's going to be tough. We know we're going to face someone in the top end of the bracket," he explained.

"The loss to Alberta (on Saturday) really sealed our fate as to who we're going to get."

Canada West Rookie of the Year Kevin Tillie, who had 10 kills, led TRU offensively for the second-straight day. While they didn't quite match Calgary's offensive effectiveness, they did manage a .276 attack percentage and were above .300 for the first two sets.

Both Calgary and TRU will join Alberta and TWU at Nationals March 12-14, which the Wolfpack are hosting.

##	Thompson Rivers	GP	K	E	TA	PCT	A	SA	SE	RE	DIG	BS	BA	BE	BHE
1	Colin Carson	3	0	0	1	.000	32	1	1	0	9	0	0	0	0
7	Behlul Yavasgel	3	3	1	4	.500	1	0	3	1	4	0	0	0	0
8	Gord Perrin	3	9	3	26	.231	0	1	1	1	5	0	0	0	0
10	Joel Caschetto	2	2	1	5	.200	0	0	0	0	0	0	0	0	0
14	Kevin Tillie	3	10	2	25	.320	0	0	3	0	11	0	0	0	0
16	Robin Schoebel	3	9	3	17	.353	1	0	3	0	3	0	0	0	0
3	Spencer Reed	1	0	0	0	.000	0	0	0	0	0	0	0	0	0
6	Michael Hammond	2	2	1	4	.250	0	0	2	0	1	1	0	0	0
9	Kyle Donen	2	0	0	0	.000	0	0	0	0	1	0	0	0	0
11	Matt Krueger	2	1	0	2	.500	0	0	0	0	2	0	0	0	0
12	Alex Davis	1	1	1	2	.000	1	0	0	0	0	0	0	0	0
Team											1				
Totals.....											37 13 87 .276 35 2 13 3				

TEAM ATTACK PER GAME

Game	K	E	TA	Pct
1	13	4	29	.310
2	12	5	23	.304
3	12	4	35	.229

GAME SCORES

	1	2	3
Thompson Rivers	25	19	22
Calgary	27	25	25

##	Calgary	GP	K	E	TA	PCT	A	SA	SE	RE	DIG	BS	BA	BE	BHE
2	Oleg Podporin	3	6	2	11	.364	1	1	4	0	1	2	3	0	0
3	Curtis James	3	8	3	19	.263	1	0	3	1	5	0	0	0	0
5	Ciaran McGovern	3	1	0	2	.500	33	1	0	0	5	0	1	0	0
6	Graham Vigrass	3	9	3	21	.286	0	0	1	0	0	0	1	0	0
9	Don MacNeill	3	13	2	32	.344	0	0	3	0	7	0	1	0	0
18	David Egan	3	8	0	12	.667	0	0	2	0	3	0	0	0	0
1	Omar Langford	3	2	1	6	.167	0	0	0	0	3	0	0	0	0
4	Tom Porta	3	0	0	0	.000	0	0	0	1	9	0	0	0	0
7	Chris Hoag	1	0	0	0	.000	0	0	1	0	0	0	0	0	0
8	Jay Blankenau	3	0	0	0	.000	6	1	0	0	1	0	0	0	0
Totals.....											47 11 103 .350 41 3 14 2				

TEAM ATTACK PER GAME

Game	K	E	TA	Pct
1	20	3	42	.405
2	15	4	29	.379
3	12	4	32	.250

Canada West Semi-final

Trinity Western vs. Calgary (March 6, 2010 at Edmonton, AB)



SPARTANS OUTLAST DINOS IN CONFERENCE SEMI

EDMONTON -The Trinity Western Spartans continued their penchant for starting slow, losing the first set of the Canada West Final Four semifinal matchup to the Calgary Dinos, but the third seed recovered to upset the second-seeded Dinos 3-2 (22-25, 29-27, 25-20, 17-25, 15-9) Saturday afternoon at the University of Alberta Pavilion.

Calgary seemed to have all the momentum heading into the fifth set after a taking the fourth 25-17 while forcing the Spartans into nine attack errors and a .032 attack percentage in the set, but they couldn't sustain that pressure into the fifth set.

"We played good at times and put some pressure on them, but they passed, probably in the end, better than us, and ... at the end of the day, they were better than us on the whole," admitted Calgary head coach Rod Durrant.

"We just got down a little bit; a couple of communication errors, a couple of bad passes, and they were able to capitalize on that."

The Spartans turnaround coincided with that of their serving game. Through the first two sets, the Spartans made ten service errors and no aces, but they stuck with their tough-serving game plan and it paid off as they racked up six aces in the next three sets while making only ten more errors in them.

Leftside hitter Steven Marshall led the way for TWU, racking up team highs in aces (3) and kills (21), while Marc Howatson added 17 kills and Joshua Doornenbal added ten on a .444 attack percentage.

Durrant was happy with his team's performance at times, but his team couldn't maintain consistency over the course of all five sets.

"We're happy with parts of our game, but in order to be successful, we have to maintain that for five sets," he said.

Calgary was led offensively by 14 kills from Graham Vigrass and 11 kills, four aces and five blocks from Oleg Podporin.

The Dinos will face Thompson Rivers in the Canada West bronze medal match at noon Sunday afternoon, while Trinity Western will face Alberta for the conference title two hours later. All four teams have already qualified for the CIS championship next week at Kamloops.

##	Trinity Western	GP	K	E	TA	PCT	A	SA	SE	RE	DIG	BS	BA	BE	BHE
4	Marc Howatson	5	17	5	38	.316	1	0	3	2	9	0	0	1	0
5	Josh Doornenbal	5	10	2	18	.444	0	1	3	0	2	0	3	0	0
8	Steven Marshall	5	21	8	49	.265	0	3	4	2	8	1	1	1	0
10	Rudy Verhoeff	5	6	3	13	.231	0	0	0	0	4	1	2	0	0
14	Ben Ball	5	2	2	6	.000	59	2	0	0	4	0	2	0	0
17	Paul Lindemulder	2	3	2	6	.167	0	0	3	0	3	0	0	0	0
1	Jarrod Offereins	5	0	0	0	.000	3	0	0	1	14	0	0	0	0
2	Mikiah Schalk	3	0	0	0	.000	0	0	3	0	0	0	0	0	0
7	John Wiebe	1	0	0	0	.000	0	0	0	1	0	0	0	0	0
9	Brad Kufske	5	5	2	13	.231	0	0	4	0	7	0	2	1	0
Totals.....											64 25 144 .271 63 6 20 6				

TEAM ATTACK PER GAME

Game	K	E	TA	Pct
1	13	4	35	.257
2	19	7	36	.333
3	13	5	27	.296
4	10	9	31	.032
5	9	0	15	.600

GAME SCORES

	1	2	3	4	5
Trinity Western	22	29	25	17	15
Calgary	25	27	20	25	9

##	Calgary	GP	K	E	TA	PCT	A	SA	SE	RE	DIG	BS	BA	BE	BHE
2	Oleg Podporin	5	11	2	20	.450	0	4	6	0	1	0	5	0	0
3	Curtis James	5	9	3	23	.261	0	0	3	0	6	0	1	0	0
5	Ciaran McGovern	5	0	1	2	-.500	37	0	2	0	8	0	3	0	0
6	Graham Vigrass	5	14	7	37	.189	0	0	1	0	4	0	4	1	0
7	Chris Hoag	4	4	0	12	.333	1	0	1	0	7	0	1	0	0
18	David Egan	5	8	1	18	.389	2	2	6	0	0	1	4	0	0
1	Omar Langford	5	2	1	9	.111	0	0	0	0	2	0	0	0	0
4	Tom Porta	5	1	0	1	1.000	2	0	0	5	12	0	0	0	0
8	Jay Blankenau	4	0	1	2	-.500	7	0	0	0	4	0	0	0	0
11	Pierre Rocque	3	2	1	4	.250	0	0	0	1	3	0	2	0	0
Totals.....											51 17 128 .266 49 6 19 6				

TEAM ATTACK PER GAME

Game	K	E	TA	Pct
1	14	4	33	.303
2	13	5	32	.250
3	10	2	24	.333
4	8	3	22	.227
5	6	3	17	.176



Canada West Quarterfinal, Game 2

Calgary vs. Manitoba (Feb. 25, 2010 at Calgary, AB)



DINOS FINAL FOUR-BOUND

CALGARY – Riding a 15 kill performance from third year middle hitter Graham Vigrass, the University of Calgary Dinos beat the Manitoba Bisons 3-0 on Friday evening, capturing their first postseason series victory since 2002.

With the two match sweep over the Bisons, the Dinos became the second confirmed team for the Canada West Final Four next weekend in Edmonton, with the other being the host University of Alberta. Two other teams will join the Bears and the Dinos at the U of A's Butterdome, with a conference title and at least three spots at the CIS national tournament up for grabs.

The Dinos came out quickly in the first set, using a 42% attack efficiency to batter the Bisons early on. With Bisons head coach Garth Pischke using both of his timeouts before the second technical timeout in an attempt to calm the Dinos' attack, Calgary wouldn't oblige, leading by as much as 12 points late in the set.

Calgary got 14 kills from four different players in the set, showing the Bisons that their whole team was ready to play.

Manitoba would take advantage of some early Dinos miscues to go up in the second set, using two consecutive service aces from star hitter Chris Voth to lead 19-15 at one point. But despite the renewed Manitoba energy, the Bisons just couldn't put the Dinos away, faltering on numerous set-point opportunities.

Vigrass would put the Dinos ahead at 29-28 with a big right side hit that seemed to catch the Bisons off-guard before Curtis James sealed the deal at 30-28 with the service ace. Vigrass would add nine of his 15 kills in the second set

From there the Dinos would cruise, never allowing the Bisons to truly threaten the outcome of the set. Oleg Podporin would finish the set and the match off in fitting fashion, stuffing the Bisons last gasp with the big block. Calgary outblocked the Bisons 20-9 in the match, dominating with their defence at the net.

Along with a game high 33 assists, Ciaran McGovern would lead all players with 11 digs as well in a strong defensive effort, while James added nine kills for Calgary.

Manitoba was led by Dane Pischke, who pounded 12 kills, while Joseph Brooks was extremely efficient, converting on seven of his nine attacks.

Dinos Head Coach Rod Durrant was very satisfied with his team's effort on Friday.

"Way better effort tonight," Durrant began. "We really played well as a team, we limited our errors and we were ready to fight against a very tough Manitoba team. We're very pleased."

The Dinos will now pack their bags for the quick drive north, where they will be battling for their first conference crown since 1994.

##	Manitoba	GP	K	E	TA	PCT	A	SA	SE	RE	DIG	BS	BA	BE	BHE
2	Zack Diboll	3	0	0	0	.000	11	0	0	0	5	0	0	0	0
3	Chris Osborn	3	5	3	12	.167	0	1	2	0	0	0	1	0	0
5	Dane Pischke	3	12	2	26	.385	0	0	1	0	1	0	2	0	0
6	Joseph Brooks	3	7	0	9	.778	1	0	0	0	3	0	3	1	0
10	John Galloway	3	4	3	10	.100	0	0	3	3	6	0	1	0	0
12	Chris Voth	3	6	7	30	-.033	0	2	4	0	8	0	1	0	0
1	Derek Nieroda	2	0	0	0	.000	1	0	0	0	0	0	0	0	0
7	Ryan Munt	3	0	0	0	.000	0	0	0	2	5	0	0	0	0
9	Matt Lux	2	1	0	2	.500	0	0	0	0	0	0	0	0	0
18	TJ Sanders	2	1	1	2	.000	18	0	0	0	2	0	1	0	0
Totals.....		3	36	16	91	.220	31	3	10	5	30	0	9	1	0

TEAM ATTACK PER GAME

Game	K	E	TA	Pct
1	10	6	35	.114
2	14	6	32	.250
3	12	4	24	.333

GAME SCORES

	1	2	3
Manitoba	14	28	15
Calgary	25	30	25

##	Calgary	GP	K	E	TA	PCT	A	SA	SE	RE	DIG	BS	BA	BE	BHE
2	Oleg Podporin	3	6	0	11	.545	2	2	2	0	1	0	6	0	0
3	Curtis James	3	9	3	18	.333	1	1	1	1	3	0	1	0	0
5	Ciaran McGovern	3	2	0	3	.667	33	0	2	0	11	0	1	0	0
6	Graham Vigrass	3	15	4	30	.367	0	0	1	0	1	0	4	0	0
7	Chris Hoag	2	5	1	11	.364	0	0	0	1	5	1	1	0	0
18	David Egan	3	4	1	5	.600	0	2	1	0	3	0	2	0	0
1	Omar Langford	2	3	0	5	.600	0	0	0	0	0	0	0	0	0
4	Tom Porta	3	0	0	0	.000	2	0	0	1	8	0	0	0	0
8	Jay Blankenau	2	1	0	1	1.000	4	0	0	0	3	0	1	0	0
11	Pierre Rocque	2	2	3	7	-.143	0	0	1	0	4	0	4	0	0
Totals.....		3	47	12	91	.385	42	5	8	3	39	1	20	0	0

TEAM ATTACK PER GAME

Game	K	E	TA	Pct
1	15	2	31	.419
2	18	7	38	.289
3	14	3	22	.500

Canada West Quarterfinal, Game 1

Calgary vs. Manitoba (Feb. 24, 2010 at Calgary, AB)



DINOS OVERCOME MISTAKES TO TOPPLE BISONS

CALGARY – Despite playing fairly sloppy volleyball, the University of Calgary Dinos managed a four-set victory in the opening match of their quarterfinal series against the visiting Manitoba Bisons.

The Dinos, who were ranked No. 4 going into the weekend set after finishing 13-5 in regular season action, came out of the gate rather sluggish, especially with their defence. Letting at least three tips fall to the floor and allowing a few over-bump situations with poor passing, the Dinos trailed for the majority of the first set.

However Dinos head coach Rod Durrant's second timeout while down 22-18 seemed to spark the Dinos, as they mounted an impressive late comeback. With third year outside hitter Curtis James tying it at 23-23 with a nice hit from the right side to cap off a 5-1 run, a pair of big blocks from middles Oleg Podporin and Graham Vigrass completed the late rally, sealing the set win for Calgary.

The Bisons managed to shake off the disappointment of dropping that first set, taking the second set by a gritty 25-23 score. Manitoba took advantage of poor Calgary serving and a variety of Dinos errors, with the majority coming on the attack.

The Dinos finally showed why they are the fourth ranked team in the country in the third set, dominating the Bisons in all facets. Leading 16-8 at the second technical timeout, the Dinos extended their lead to 22-10 at one point before winning by a whopping 13 point margin. The Bisons returned the favour in the third set in committing their own litany of errors for Calgary to take advantage of. David Egan flexed his muscles in the blocking department during the set, leading an impressive Dinos defensive effort at the net.

Carrying over their overpowering play from the third, the Dinos started the fourth set strong before allowing the Bisons back into the game at a variety of junctures with further sloppy play. Manitoba would get close with their gritty play, eventually tying it at 19-19, ending a great rally with a perfectly placed tip. Going back and forth from there, it was Dinos setter Ciaran McGovern who was eventually able to close the set and match, doing a little bit of everything at 26-25 before crushing a kill to finish it off.

Vigrass led the Dinos with 11 kills and seven digs, while James added 10 and five. McGovern added 10 digs from the setter position.

The Bisons were led by Chris Voth, who had 10 kills, while Steve Goertzen and John Galloway combined for 15.

Durrant seemed frustrated despite taking the key first match of the quarterfinals.

"It's always nice to win the first match, but we just got to clean up some things on our side of the court," said Durrant. "We have to focus on us and what we're doing and we need to be better than that."

"We fought hard in a couple of tight sets, and that first set we served well," he continued. "We just need to be more consistent and steady throughout the whole entire match."

##	Manitoba	GP	K	E	TA	PCT	A	SA	SE	RE	DIG	BS	BA	BE	BHE
2	Zack Diboll	4	3	0	5	.600	20	0	2	0	12	0	1	0	0
5	Dane Pischke	3	3	7	16	-.250	2	0	1	0	2	1	1	0	0
6	Joseph Brooks	3	6	5	17	.059	0	0	0	0	2	0	2	0	0
10	John Galloway	4	10	9	31	.032	0	0	3	2	4	0	3	0	0
12	Chris Voth	4	10	5	24	.208	1	0	5	3	4	1	2	0	0
15	Steve Goertzen	4	6	2	11	.364	0	2	3	0	5	0	1	0	0
1	Derek Nieroda	4	0	1	1	-1.000	0	0	0	0	0	0	0	0	0
3	Chris Osborn	3	6	0	7	.857	0	1	0	0	0	0	2	0	0
4	Brett Wiess	1	0	0	0	.000	0	0	0	1	0	0	0	0	0
7	Ryan Munt	4	0	0	0	.000	2	0	0	2	9	0	0	0	0
9	Matt Lux	4	5	3	14	.143	1	0	2	0	3	1	0	0	0
18	TJ Sanders	3	2	0	5	.400	14	3	0	0	2	0	1	0	0
Totals.....		4	51	32	131	.145	40	6	16	8	43	3	13	0	0

TEAM ATTACK PER GAME

Game	K	E	TA	Pct
1	16	9	40	.175
2	13	7	33	.182
3	7	12	27	-.185
4	15	4	31	.355

GAME SCORES

	1	2	3	4
Manitoba	25	25	12	25
Calgary	27	23	25	27

##	Calgary	GP	K	E	TA	PCT	A	SA	SE	RE	DIG	BS	BA	BE	BHE
2	Oleg Podporin	4	6	3	13	.231	0	2	2	0	2	1	5	1	0
3	Curtis James	4	9	7	24	.083	0	0	2	1	5	0	4	0	1
5	Ciaran McGovern	4	3	0	3	1.000	22	1	1	1	10	0	0	0	0
6	Graham Vigrass	4	11	3	23	.348	0	1	1	0	7	0	5	0	1
7	Chris Hoag	2	3	2	7	.143	0	0	0	1	2	0	1	0	0
18	David Egan	4	7	2	13	.385	3	3	2	0	3	1	6	0	0
1	Omar Langford	3	3	0	7	.429	0	0	0	0	1	0	0	0	0
4	Tom Porta	4	0	0	0	.000	0	0	0	1	12	0	0	0	0
8	Jay Blankenau	4	0	0	0	.000	11	0	0	0	0	0	0	0	0
11	Pierre Rocque	4	5	2	9	.333	0	1	1	2	3	1	3	0	0
Totals.....		4	47	19	99	.283	36	8	9	6	45	3	24	1	2

TEAM ATTACK PER GAME

Game	K	E	TA	Pct
1	13	7	31	.194
2	14	7	27	.259
3	8	0	18	.444
4	12	5	23	.304



Dinos MEN'S VOLLEYBALL

2010 CIS Men's Volleyball Championship • Kamloops, B.C.

Canada West

Calgary vs. Trinity Western (Nov. 28, 2009 at Calgary, AB)



INSPIRED SPARTANS UPSET DINOS

CALGARY – After a heart-breaking loss on Friday night in which they fought back valiantly from an early deficit, the #7 Trinity Western Spartans made good on their second attempt at an upset bid on Saturday, beating the #1 University of Calgary Dinos by a set-score of 3-1 (21-25, 25-19, 26-24, 25-20).

The Dinos could not weather the Spartans' attack on Saturday evening, which got a superb 21 kill performance from second year outside hitter Steven Marshall. Marshall connected on 46% of his attacks, had six digs and two service aces to round out his match-breaking performance.

Trinity Western held a 58-48 attacking advantage over the Dinos, and also out-dug the home team 44-35, which ultimately proved the difference. Calgary did best the Spartans in the blocking department with 12.5 to their eight.

Calgary took the first set of the evening, which featured strong hitting from both clubs. It was Calgary's ability to block the Spartan attack in the first game that really made the difference, making 3.5 blocks to Trinity's zero. Pat Lenaour had four kills in the first set to lead the Dinos, and finished with nine in total.

However Trinity did not seem interested in letting Calgary go up two for the second straight evening, as a text-book tip over the double block from Marshall with the second game tight at 18-17 sparked a 6-2 run to finish out the set.

Trinity kept rolling from there, escaping some late mistakes and fending off a strong push from Calgary to gain the 26-24 victory. The third set featured very strong kills from the Spartans, with the Langley-based team feeding off of them one-by-one emotionally.

The Dinos seemed to come alive again in the fourth set with their backs against the wall, getting very good performances from their middles, David Egan and Oleg Podporin. Both big men had key blocks in a couple mid-game runs where Calgary seemed ready to break away from the Spartans and push it to a fifth set.

The Spartans refused to step aside however, staying with the Dinos and finally breaking away for good after a spectacular rally while up 21-20. Rudy Verhoeff, a graduate of Calgary Christian High School, ended the back-and-forth affair with a stifling block on Podporin to go up two, which in fact carried the Spartans to the match victory.

Along with Marshall, the Spartans got a great performance from outside hitter Marc Howatson, who had 15 kills, while Verhoeff had 10 in the supporting effort.

"As we knew, it was going to be a tough match," said Dinos head coach Rod Durrant, who watches his team fall to 6-2 in the loss. "But we definitely did some good things. We got the month off now to get healthy and evaluate where we need to improve, and we'll go from there.

"Trinity deserves all the credit tonight; they played an outstanding game," concluded Durrant.

The Dinos leaned heavily on their men in the middle, getting 22 kills combined from Egan and Podporin, while Curtis James chipped in with 13 kills, seven digs and five blocks from the outside.

##	Trinity Western	GP	K	E	TA	PCT	A	SA	SE	RE	DIG	BS	BA	BE	BHE
4	Marc Howatson	4	15	4	32	.344	3	0	1	0	4	0	3	0	0
5	Josh Doornenbal	4	5	4	13	.077	0	1	1	0	4	1	2	0	0
8	Steven Marshall	4	21	4	37	.459	1	2	4	2	6	0	1	1	0
12	Lucas Van Berkel	4	0	0	0	.000	1	0	1	0	0	0	1	0	0
14	Ben Ball	4	1	0	1	1.000	47	0	0	0	6	0	2	0	2
17	Paul Lindemulder	4	5	6	14	-.071	1	0	1	0	7	0	0	0	0
1	Jarroff Offereins	4	0	0	0	.000	0	0	0	0	5	0	0	0	1
2	Mikiah Schalk	4	1	2	4	-.250	1	1	1	0	6	0	0	0	0
10	Rudy Verhoeff	4	10	3	20	.350	0	0	1	0	6	1	3	0	0
TEAM											1				
Totals.....		4	58	23	121	.289	54	4	10	3	44	2	12	1	3

TEAM ATTACK PER GAME

Game	K	E	TA	Pct
1	12	5	23	.304
2	17	3	32	.438
3	15	6	26	.346
4	14	9	40	.125

GAME SCORES

	1	2	3	4
TWU	21	25	26	25
Calgary	25	19	24	20

##	Calgary	GP	K	E	TA	PCT	A	SA	SE	RE	DIG	BS	BA	BE	BHE
2	Oleg Podporin	4	13	3	21	.476	1	1	4	0	3	0	6	0	0
3	Curtis James	4	9	6	27	.111	0	0	3	0	7	0	5	0	0
5	Ciaran McGovern	3	1	1	3	.000	22	0	1	0	1	0	1	0	1
7	Chris Hoag	4	5	8	23	-.130	1	1	0	0	5	0	2	0	0
10	Pat Lenaour	4	9	5	28	.143	0	0	1	0	1	0	2	0	0
18	David Egan	4	9	0	16	.562	2	0	1	0	2	0	6	0	0
4	Tom Porta	4	0	0	0	.000	1	0	0	3	5	0	0	0	0
8	Jay Blankenau	3	1	0	2	.500	18	1	0	0	7	0	3	0	0
9	Don MacNeill	1	1	0	5	.200	1	0	0	0	0	0	0	0	0
11	Pierre Rocque	3	0	0	0	.000	0	0	0	0	3	0	0	0	0
14	Brendan Ray	2	0	0	0	.000	0	0	0	1	1	0	0	0	0
Totals.....		4	48	23	125	.200	46	3	10	4	35	0	25	0	1

TEAM ATTACK PER GAME

Game	K	E	TA	Pct
1	13	2	25	.440
2	14	6	32	.250
3	12	7	29	.172
4	9	8	39	.026

Canada West

Calgary vs. Trinity Western (Nov. 27, 2009 at Calgary, AB)



DINOS SPOIL SPARTAN COMEBACK EFFORT

CALGARY – Taking the first two sets handily, the University of Calgary Dinos nearly gave in to an inspired Trinity Western Spartans comeback effort, but orchestrated their own comeback in the most dramatic of fashions.

Calgary came out firing in the first set, taking it by a score of 25-14 on 0.348 attack percentage compared to a sub-zero rate by their opponents. Pouring it on in the second set, the Dinos jumped out to an 11-1 lead before the Spartans were able to kick it into gear and make it a respectable 25-18 finish.

However the momentum shifted substantially in the third, as the Dinos suddenly couldn't muster an attack. Notching only five kills on 28 attempts, the Dinos watched as the Spartans gained confidence and the third set victory by a score of 25-19. In what many thought was destined to be a five-set match, the Dinos were faced with the unenviable task of digging deep and attempting to stop an enthused Spartan awakening.

Down 17-11 in the fourth set and with the momentum clearly on the side of the Spartans, the Dinos showed why they are the number one ranked team in the country as they chipped away with their defence. The signature moment for the Dinos came while down 22-19, where after a tremendous rally Curtis James was able to put the kill away, rolling the shot down the net and just in-bounds to make it 22-20 and forcing the Spartans into their second time-out.

The timeout was to no avail however, as the Dinos finished the set off with an impressive 6-1 run to take the fourth set and the match.

The Dinos were led by outside hitter Curtis James, who notched 15 kills and seven digs, while fifth year Omar Langford had 10 kills in only two sets. Setter Ciaran McGovern had a game-high 35 assists to go along with ten assists.

Head coach Rod Durrant was very pleased with how his team responded with their backs against the wall.

"I thought we came out really strong in the first two sets, but then looked pretty out of sorts in the third set," said the coach. "Being down 17-11 there in the fourth wasn't easy but we knew what we had to do – stick to the plan and chip away."

"We got really determined efforts from guys like Pierre Rocque, Pat Lenaour and Don MacNeill in that fourth set, and our ability as a team to turn some key defensive plays at the end really swung it for us," continued Durrant.

The Spartans got 12 and 11 kills from Marc Howatson and Mikiah Schalk respectively in the tough loss, and received seven blocks from Josh Doornenbal on the defensive side.

Durrant knows that they got away just in time against the resilient Spartans.

"We have a lot of respect for Trinity, they're a good team and they're a tough team. It's going to be another tough one tomorrow," said the coach.

##	Trinity Western	GP	K	E	TA	PCT	A	SA	SE	RE	DIG	BS	BA	BE	BHE
4	Marc Howatson	4	12	4	30	.267	4	0	2	0	6	1	2	0	0
5	Josh Doornenbal	4	2	4	18	-.111	4	1	3	0	4	0	7	0	0
8	Steven Marshall	3	3	6	17	-.176	1	0	2	4	2	0	1	1	0
10	Rudy Verhoeff	4	9	4	20	.250	6	1	3	0	3	1	4	0	0
14	Ben Ball	4	2	2	5	.000	21	0	0	0	8	0	4	1	0
17	Paul Lindemulder	4	3	3	12	.000	1	0	2	1	4	0	2	0	0
1	Jarroff Offereins	4	0	0	0	.000	2	0	0	0	7	0	0	0	0
2	Mikiah Schalk	4	11	5	26	.231	0	0	3	0	5	0	2	0	0
12	Lucas Van Berkel	1	0	0	0	.000	0	0	0	0	0	0	0	0	0
TEAM											1				
Totals.....		4	42	28	128	.109	39	2	15	6	39	2	22	2	0

TEAM ATTACK PER GAME

Game	K	E	TA	Pct
1	7	8	31	-.032
2	7	6	27	.037
3	13	7	25	.240
4	15	7	45	.178

GAME SCORES

	1	2	3	4
TWU	14	18	25	23
Calgary	25	25	19	25

##	Calgary	GP	K	E	TA	PCT	A	SA	SE	RE	DIG	BS	BA	BE	BHE
1	Omar Langford	2	10	4	19	.316	0	0	0	0	1	0	0	0	0
2	Oleg Podporin	4	7	1	14	.429	4	2	2	0	3	0	4	0	0
3	Curtis James	4	15	7	30	.267	1	1	1	1	7	0	2	0	0
5	Ciaran McGovern	4	0	2	2	-.100	35	2	0	0	10	0	3	0	0
7	Chris Hoag	4	6	6	23	.000	0	0	1	1	5	0	0	0	1
18	David Egan	4	4	1	12	.250	1	1	3	0	4	0	1	0	0
4	Tom Porta	4	0	0	0	.000	0	0	0	0	9	0	0	0	0
8	Jay Blankenau	1	0	0	0	.000	1	0	0	0	0	0	0	0	0
9	Don MacNeill	3	2	5	12	-.250	0	0	1	0	1	0	0	0	0
10	Pat Lenaour	2	0	0	3	.000	1	0	0	0	2	0	1	0	0
11	Pierre Rocque	1	1	0	1	1.000	0	0	0	0	1	0	0	0	0
14	Brendan Ray	2	0	0	0	.000	0	0	0	0	3	0	0	0	0
Totals.....		4	45	26	116	.164	43	6	8	2	46	0	11	0	1

TEAM ATTACK PER GAME

Game	K	E	TA	Pct
1	13	5	23	.348
2	15	8	31	.226
3	5	7	26	-.077
4	12	6	36	.167



Dinos MEN'S VOLLEYBALL

2010 CIS Men's Volleyball Championship • Kamloops, B.C.

Canada West

Calgary vs. Thompson Rivers (Nov. 21, 2009 at Kamloops, B.C.)



DINOS OUTLAST WOLFPACK IN THRILLER

KAMLOOPS, B.C. - The No. 2 Calgary Dinos bounced back from a disastrous first set to come out on top of a battle of attrition in men's volleyball action Saturday night, taking an epic 3-2 victory (14-25, 25-18, 25-27, 25-21, 21-19) over the Thompson Rivers WolfPack at the Tournament Capital Centre.

The victory puts the Dinos at 5-1 on the season heading into a bye week, while TRU falls to 2-4.

"It was entertaining for sure," stated Dinos head coach Rod Durrant. "Both teams played a lot better than they did last night. We are very pleased to come out 21-19 in the fifth set. From our perspective, we are building to get better. We want to get back here in March (for the CIS championship), and tonight is a big win for this young group of guys."

After the WolfPack took the first set 25-14 and led 12-7 in the second, the Dinos came back to pull to within one. They then went on a run of four with the score tied at 17 and then scored the final four points to square the match. Three of those points came on kills by fifth year right side Omar Langford. Langford wound up with 20 kills in 41 attempts. He had one service ace, five digs and five block assists.

Durrant felt Langford and fellow fifth year Oleg Podporin came through in the clutch.

"Fifth year guys have to be your best players and at the end of the day they were," he said. "They made some big plays in the fourth and fifth sets. To be successful, they need to be our most valuable players."

Podporin had seven kills, two service aces, four digs and a solo block.

The fourth and fifth sets were both see-saw battles. Calgary forced the fifth and deciding showdown breaking a 20-20 tie to go up by two. They then scored the final three points of the set.

The fifth set saw TRU move quickly to a 4-2 lead and the 'Pack led 9-6 on a kill by fourth year middle Joel Caschetto. The teams traded points from 12-12 all the way to 19 a piece. After TRU took a time out at 20-19, Langford made a kill to end the match.

"Our big two guys played the way they should," said Hennelly of Gord Perrin and Kevin Tillie. "But when Gord struggled in the third set, other people picked it up. That is a massive step forward for this team."

Tillie had the game of his young CIS career. He had 29 kills, 11 digs, four service aces a block and three block assists. Perrin wound up with 22 kills in 55 attempts with two serving aces and nine digs along with a solo block.

The Dinos had 13.5 team blocks compared to the WolfPack's 10. David Egan had 11 kills, while setter Ciaran McGovern had 46 assists.

##	Calgary	GP	K	E	TA	PCT	A	SA	SE	RE	DIG	BS	BA	BE	BHE
1	Omar Langford	5	20	8	41	.293	1	1	1	0	5	0	5	0	0
2	Oleg Podporin	5	7	2	13	.385	0	2	3	1	4	1	4	0	0
3	Curtis James	5	6	5	25	.040	0	1	2	2	4	1	3	0	0
5	Ciaran McGovern	5	0	2	4	-.500	46	2	1	0	2	0	0	2	0
7	Chris Hoag	4	3	1	5	.400	0	0	0	3	4	0	0	0	0
18	David Egan	5	11	3	22	.364	2	2	2	0	3	0	7	1	0
4	Tom Porta	5	0	0	0	.000	0	0	0	3	10	0	0	0	0
8	Jay Blankenau	2	0	0	0	.000	2	0	0	0	2	0	0	0	0
9	Don MacNeill	5	9	2	20	.350	2	0	0	0	9	0	3	0	0
10	Pat Lenaour	1	0	0	0	.000	0	0	0	0	0	0	0	0	0
11	Pierre Rocque	2	0	1	6	-.167	0	0	0	0	1	0	0	0	0
12	AJ Halverson	2	0	0	1	.000	0	0	0	1	0	0	1	0	0
Totals.....		5	56	24	137	.234	53	8	9	10	44	2	23	3	0

TEAM ATTACK PER GAME

Game	K	E	TA	Pct
1	4	5	19	-.053
2	10	4	28	.214
3	12	7	32	.156
4	18	4	32	.438
5	12	4	26	.308

GAME SCORES

	1	2	3	4	5
Calgary	14	25	25	25	21
Thompson Rivers	25	18	27	21	19

##	Thompson Rivers	GP	K	E	TA	PCT	A	SA	SE	RE	DIG	BS	BA	BE	BHE
1	Colin Carson	5	0	0	1	.000	58	2	1	0	6	0	0	0	0
4	Stephen Richter	5	2	1	10	.100	0	0	1	2	6	0	1	0	0
6	Michael Hammond	5	7	3	17	.235	0	0	1	0	5	0	2	0	0
8	Gord Perrin	5	22	13	55	.164	1	2	4	1	9	1	3	0	1
10	Joel Caschetto	5	7	2	14	.357	1	1	1	0	1	1	5	0	0
14	Kevin Tillie	5	29	14	59	.254	1	4	4	0	11	1	3	0	0
2	Derek Sinclair	1	0	0	0	.000	0	0	0	0	0	0	0	0	0
3	Spencer Reed	3	0	0	0	.000	0	0	0	0	0	0	0	0	0
9	Kyle Donen	5	0	0	0	.000	2	0	0	4	10	0	0	0	0
11	Matt Krueger	5	0	0	0	.000	0	1	0	1	0	0	0	0	0
Totals.....		5	67	33	156	.218	63	10	12	8	48	3	14	0	1

TEAM ATTACK PER GAME

Game	K	E	TA	Pct
1	12	6	28	.214
2	12	11	34	.029
3	18	8	37	.270
4	16	3	35	.371
5	9	5	22	.182

Canada West

Calgary vs. Thompson Rivers (Nov. 21, 2009 at Kamloops, B.C.)



No. 2 DINOS SWEEP 'PACK IN SERIES OPENER

KAMLOOPS, B.C. - The No. 2-ranked University of Calgary Dinos improved to 4-1 on the 2009-10 season with a 3-0 blanking (25-22, 25-23, 26-24) of the Thompson Rivers WolfPack Friday night at the Tournament Capital Centre.

"We were very pleased to come in here and get a 3-0 win," said Dinos head coach Rod Durrant. "I thought there were a lot of unforced errors and missed serves by both teams, but we were fortunate enough to come out on top."

Thompson Rivers falls to 2-3 on the season.

The Dinos were led by Curtis James with 11 kills in 27 chances. Omar Langford chipped in with 10 kills on 24 opportunities, while setter Ciaran McGovern had 27 assists.

TRU's Gord Perrin led all hitters with 22 kills in 44 attempts. Kevin Tillie had 7 kills in 18 tries. Rookie setter Colin Carson had 37 assists, while Kyle Donen had 11 digs to be named the TRU Bookstore "Leader of the Pack" player of the match.

WolfPack head coach Pat Hennelly was disappointed that a late rally in the second set fell short. "Stephen Richter came out in that set and served four balls in a row that gave us a rally," he said. "But we were always down by three or four. We talked about that before that against a good team, it is pretty tough to come back from that deficit."

The same two teams go at it again Saturday night at the Tournament Capital Centre beginning at 7:45 p.m. MT.

##	Calgary	GP	K	E	TA	PCT	A	SA	SE	RE	DIG	BS	BA	BE	BHE
1	Omar Langford	3	10	3	24	.292	0	0	4	0	2	0	4	0	0
2	Oleg Podporin	3	4	2	9	.222	2	1	4	0	2	0	5	0	0
3	Curtis James	3	11	3	27	.296	2	0	2	1	2	0	1	0	0
5	Ciaran McGovern	3	1	1	3	.000	27	1	1	0	5	0	3	0	0
7	Chris Hoag	3	4	3	16	.062	0	1	0	0	6	0	1	0	0
18	David Egan	3	6	1	11	.455	1	1	0	0	3	0	2	0	0
4	Tom Porta	3	0	0	0	.000	0	0	0	2	4	0	0	0	0
8	Jay Blankenau	2	0	0	0	.000	6	1	0	0	3	0	0	0	0
9	Don MacNeill	2	3	1	5	.400	0	0	0	1	0	0	0	0	0
10	Pat Lenaour	1	0	0	0	.000	0	0	0	0	0	0	0	0	0
12	AJ Halverson	1	0	0	0	.000	0	0	0	0	2	0	0	0	0
Totals.....		3	39	14	95	.263	38	5	11	4	29	0	16	0	0

TEAM ATTACK PER GAME

Game	K	E	TA	Pct
1	11	2	29	.310
2	14	5	29	.310
3	14	7	37	.189

GAME SCORES

	1	2	3
Calgary	25	25	26
Thompson Rivers	22	23	24

##	Thompson Rivers	GP	K	E	TA	PCT	A	SA	SE	RE	DIG	BS	BA	BE	BHE
1	Colin Carson	3	2	0	5	.400	37	0	2	0	8	0	1	0	0
2	Derek Sinclair	2	3	3	7	.000	0	0	2	0	2	0	1	0	0
6	Michael Hammond	3	4	1	6	.500	1	0	1	0	3	0	1	0	0
8	Gord Perrin	3	22	7	44	.341	0	1	3	0	3	0	0	0	0
10	Joel Caschetto	3	2	0	4	.500	0	0	1	0	1	1	2	0	0
14	Kevin Tillie	3	7	4	18	.167	0	2	4	1	7	0	1	0	0
3	Spencer Reed	1	0	0	0	.000	0	0	0	0	1	0	0	0	0
4	Stephen Richter	1	0	0	3	.000	1	1	1	1	0	0	0	0	0
9	Kyle Donen	3	0	0	0	.000	0	0	0	3	11	0	0	0	1
11	Matt Krueger	2	0	0	0	.000	0	0	0	0	0	0	0	0	0
Totals.....		3	40	15	87	.287	39	4	14	5					

TEAM ATTACK PER GAME

Game	K	E	TA	Pct
1	15	8	32	.219
2	14	3	26	.423
3	11	4	29	.241



Canada West

Calgary vs. Alberta (Oct. 24, 2009 at Edmonton, AB)



DINOS SWEEP TO UPSET OF NATIONAL CHAMPS

EDMONTON - The University of Calgary Dinos men's volleyball team accomplished something on Saturday night, that no other team in CIS men's volleyball has done in close to three years: they defeated the Alberta Golden Bears in straight sets (25-17, 30-28 and 25-17) in Edmonton.

Graham Vigrass, third-year middle from Calgary, was the star of the upset, banking 14 kills and a 30% attack rating, including two key second set points. Curtis James was the Dinos' heavy hand, pounding 11 kills on 14 attempts in the win.

The Bears got 11 kills from Calgary native Thomas Jarmoc, and 12 from Spencer Leiske. Alberta struggled at the service line tonight in particular, registering seven serve errors, four by Leiske, and zero aces.

As a team Alberta had just a 16% attack rating, while the Dinos boasted a 33% overall attack success rate.

Alberta, two-time defending CIS champions, hadn't lost in three straight sets in the Main Gym since the Trinity Western Spartans did it in February of 2007. The Golden Bears were also sporting a 24-match winning streak in conference action coming into tonight, and hadn't lost to the Calgary Dinos since January 25, 2002 in Calgary.

The loss drops the Bears, ranked No. 1 in the country, to a 1-1 record, while the fourth-ranked Dinos now also bear the same mark.

Calgary played well enough to perhaps win the match Friday night as well, but the Golden Bears were always able to do just enough, getting 14 kills from three players, to win the match.

Saturday night, however, Calgary, under the guidance of former Golden Bear Rod Durrant, limited the amount of mistakes they made and were able to put Alberta down for the count.

After a quick 25-17 first set win, it seemed like the Bears might make a match of it in the second set.

The see-saw battle in the middle frame eventually saw the Dinos jump out to a 24-21 lead, but Alberta put together it's best work to tie the score and take a 26-25 lead.

However, the Dinos got a fortuitous break when an Alberta block sent the ball into the speakers at the Main Gym, giving the Dinos the point.

The Bears jumped back out in front at 28-27 and seemed poised to win it, but Vigrass pounded a kill over the Alberta block and onto the floor for another tie score. Vigrass added another kill to put the Dinos on top, and they eventually closed it out when a Dino attack sailed off the Alberta block and off of the court.

That stirring point rally gave the Dinos all the momentum they needed to close off the match 25-17 in the third and become the first team to beat Alberta since the 2007-08 season.

##	Calgary	GP	K	E	TA	PCT	A	SA	SE	RE	DIG	BS	BA	BE	BHE
2	Oleg Podporin	3	7	1	10	.600	0	2	2	0	0	0	1	0	0
3	Curtis James	3	11	0	14	.786	1	0	2	0	4	0	1	0	0
4	Tom Porta	3	0	0	0	.000	1	0	0	0	5	0	0	0	0
5	Ciaran McGovern	3	1	0	2	.500	35	2	2	0	5	0	1	0	0
6	Graham Vigrass	3	14	4	33	.303	0	1	0	0	2	0	2	0	0
7	Chris Hoag	3	4	4	18	.000	0	0	2	0	8	0	3	0	0
11	Pierre Rocque	2	0	1	2	-.500	0	0	1	0	2	0	0	0	0
13	Aaron Cyr	1	0	0	0	.000	0	0	0	0	0	0	1	0	0
18	David Egan	3	4	2	10	.200	1	1	2	0	1	0	4	0	0
Totals.....		3	41	12	89	.326	38	6	11	0	27	0	13	0	0

TEAM ATTACK PER GAME

Game	K	E	TA	Pct
1	10	5	28	.179
2	15	6	38	.237
3	16	1	23	.652

GAME SCORES

	1	2	3
Calgary	25	30	25
Alberta	17	28	17

##	Alberta	GP	K	E	TA	PCT	A	SA	SE	RE	DIG	BS	BA	BE	BHE
1	Mike DeRocco	2	0	0	0	.000	13	0	0	0	0	0	1	0	0
2	Spencer Leiske	3	12	6	24	.250	1	0	4	0	11	2	2	0	0
7	Simon Lidster	2	0	1	4	-.250	1	0	0	0	3	0	2	0	0
10	Jason DeRocco	3	4	8	19	-.211	0	0	0	3	2	0	0	0	0
11	Thomas Jarmoc	3	11	5	31	.194	0	0	1	3	2	0	2	1	0
12	Justin Merta	3	5	1	11	.364	0	0	2	0	0	0	3	1	0
3	Tristan Aubry	1	3	0	3	1.000	0	0	0	0	0	0	0	0	0
4	Tanner Nault	3	2	0	2	1.000	21	0	0	0	6	0	0	1	0
5	Erik Mattson	3	0	0	0	.000	2	0	0	0	6	0	0	0	0
8	Craig Proudfoot	1	0	0	0	.000	0	0	0	0	0	0	0	0	0
9	Christopher Womack	2	1	2	3	-.333	0	0	0	0	0	0	0	0	0
Totals.....		3	38	23	97	.155	38	0	7	6	30	2	10	3	0

TEAM ATTACK PER GAME

Game	K	E	TA	Pct
1	9	8	29	.034
2	18	9	43	.209
3	11	6	25	.200

Canada West

Calgary vs. Alberta (Oct. 23, 2009 at Edmonton, AB)



BEARS TOP DINOS IN SEASON-OPENING BATTLE

EDMONTON - The two-time defending CIS champions opened their season showing exactly why they've earned those titles as the top-ranked University of Alberta Golden Bears came out strong against the No. 4-ranked University of Calgary Dinos and persevered against changing momentum to win their opening game in four sets (25-15, 24-26, 27-25, and 25-23).

The result came off of a balanced effort for the Alberta squad, with juniors Spencer Leiske and Jason DeRocco, as well as senior Thomas Jarmoc, each contributing 14 kills for the Evergreen & Gold.

The opening set was far from balanced between the two nationally-ranked teams, however, since Calgary's 10% attack percentage was no match for Alberta's 50% that included 7-2 and 6-2 runs before a service error by Calgary left-side Don MacNeill ended the first set.

The Bears were able to jump out to a 4-1 lead in the following set, but committing errors of their own and encountering a Dino squad that amply improved upon the home team's generosity gave Calgary the lead at the first technical timeout (8-6) and, from then on, neither team could pull away from their opponent.

The Bears managed to enjoy a 24-23 advantage to potentially end the nail-biter, but a Golden Bears attack met a Calgary block that glanced off of Alberta's Leiske before falling out of bounds, allowing the Dinos to take control and deadlock the sets at one apiece.

Making up for his accidental error, Leiske put the Bears up 26-25 at the end of the third set with two consecutive kills that overwhelmed the Calgary defense and, after an amazing rally that volleyed between the two sides at great length, an errant attack by senior middle Oleg Podporin gave the Bears the set.

The parity between the provincial rivals continued into the final set before DeRocco ended the match with a decisive kill into the middle of the Calgary side.

DeRocco and his older brother, Mike, would finish the game with four and five service errors, respectively, but the two Winnipeegers countered these numbers with Jason tying the game-high 14 kills and Mike leading the Bears with 41 assists.

Leading the Dinos offensive categories was junior middle Ciaran McGovern with 23 assists and Toronto native Omar Langford with 12 kills.

The teams play again tomorrow at 6:30 p.m. at the U of A's Main Gym.

##	Calgary	GP	K	E	TA	PCT	A	SA	SE	RE	DIG	BS	BA	BE	BHE
2	Oleg Podporin	4	4	2	12	.167	0	1	4	0	0	2	4	0	0
4	Tom Porta	4	0	0	0	.000	1	0	0	1	5	0	0	0	0
5	Ciaran McGovern	4	3	0	4	.750	23	0	0	0	2	1	1	0	0
6	Graham Vigrass	4	9	2	17	.412	0	0	0	0	1	0	1	0	0
7	Chris Hoag	4	1	8	14	-.500	1	0	4	1	5	0	2	0	0
18	David Egan	4	8	1	14	.500	2	0	1	0	5	0	2	0	0
1	Omar Langford	4	12	7	29	.172	0	0	3	0	2	0	1	0	0
3	Curtis James	3	1	3	8	-.250	0	0	0	1	2	1	1	0	0
8	Jay Blankenau	4	0	0	0	.000	11	0	3	0	3	0	1	0	0
9	Don MacNeill	4	5	5	17	.000	1	1	3	0	5	0	1	0	0
10	Pat Lenaour	1	0	0	1	.000	0	1	1	0	0	1	0	0	0
11	Pierre Rocque	2	0	0	0	.000	0	0	0	0	0	0	0	0	0
Totals.....		4	43	28	116	.129	39	3	19	3	30	5	14	0	0

TEAM ATTACK PER GAME

Game	K	E	TA	Pct
1	8	6	20	.100
2	12	8	29	.138
3	10	9	31	.032
4	13	5	36	.222

GAME SCORES

	1	2	3	4
Calgary	15	26	25	23
Alberta	25	24	27	25

##	Alberta	GP	K	E	TA	PCT	A	SA	SE	RE	DIG	BS	BA	BE	BHE
1	Mike DeRocco	4	2	1	4	.250	41	0	5	0	8	1	6	0	0
2	Spencer Leiske	4	14	7	28	.250	0	0	3	0	3	0	6	0	0
5	Erik Mattson	4	0	0	0	.000	0	0	0	0	13	0	0	0	0
7	Simon Lidster	3	2	5	10	-.300	3	0	1	0	0	0	5	0	0
10	Jason DeRocco	4	14	6	35	.229	2	0	4	1	6	0	3	0	0
11	Thomas Jarmoc	4	14	5	25	.360	2	1	2	2	7	0	2	1	0
3	Tristan Aubry	4	3	0	5	.600	0	1	2	0	0	0	4	0	0
4	Tanner Nault	2	0	0	0	.000	0	0	0	0	0	0	0	0	0
12	Justin Merta	4	2	1	5	.200	0	1	0	0	1	0	5	0	0
Totals.....		4	51	25	112	.232	48	3	17	3	38	1	31	1	0

TEAM ATTACK PER GAME

Game	K	E	TA	Pct
1	12	1	22	.500
2	10	8	25	.080
3	13	9	32	.125
4	16	7	33	.273



Non-conference – McDonald's Invitational

Calgary vs. Dalhousie (Jan. 2, 2010 at Kamloops, B.C.)

##	Calgary	GP	K	E	TA	PCT	A	SA	SE	RE	DIG	BS	BA	BE	BHE
3	Curtis James	4	7	2	18	.278	1	0	2	3	15	0	1	0	1
5	Ciaran McGovern	4	9	0	15	.600	16	0	1	0	8	0	3	0	0
7	Chris Hoag	3	3	2	10	.100	0	0	1	1	3	0	0	0	0
8	Jay Blankenau	4	2	3	10	-.100	33	0	2	0	6	0	1	0	1
10	Pat Lenaour	4	4	0	8	.500	0	0	1	0	2	0	0	0	0
18	David Egan	4	7	1	25	.240	0	1	0	0	2	0	2	1	0
2	Oleg Podporin	4	9	2	16	.438	0	3	1	0	1	1	3	0	0
4	Tom Porta	4	0	0	0	.000	0	0	0	2	7	0	0	0	0
9	Don MacNeill	3	11	4	26	.269	1	0	0	0	3	0	0	0	0
14	Brendan Ray	2	0	0	0	.000	0	0	0	0	1	0	0	0	0
	Totals.....	4	52	14	128	.297	51	4	8	6	48	1	10	1	2

TEAM ATTACK PER GAME

Game	K	E	TA	Pct
1	11	1	29	.345
2	14	3	30	.367
3	11	3	27	.296
4	16	7	42	.214



GAME SCORES

	1	2	3	4
Calgary	22	25	23	29
Dalhousie	25	23	25	31

##	Dalhousie	GP	K	E	TA	PCT	A	SA	SE	RE	DIG	BS	BA	BE	BHE
3	Devon Parkinson	4	10	4	29	.207	1	2	5	1	4	1	1	0	0
6	Max Burt	4	22	0	32	.688	0	0	7	0	2	0	2	3	0
7	Sander Ratsep	4	24	8	50	.320	1	2	6	2	3	0	2	0	0
8	Erik Montgomery	4	11	1	18	.556	0	1	2	0	0	0	3	1	0
9	Angus Rhuland	4	1	0	1	1.000	67	1	1	0	12	0	0	0	0
18	Aaron Binstock	4	4	5	12	-.083	0	0	1	1	17	0	1	0	0
5	Travis MacLean	4	0	0	0	.000	2	0	0	0	10	0	0	0	0
11	Graeme Higgins	2	0	2	2	-1.000	0	0	0	0	2	0	1	0	0
13	Michael Ruus	4	0	0	0	.000	0	0	0	0	0	0	0	0	0
17	Alex Bell-Moratto	3	0	0	0	.000	0	0	1	0	0	0	0	0	0
	Totals.....	4	72	20	144	.361	71	6	23	4	50	1	10	4	0

TEAM ATTACK PER GAME

Game	K	E	TA	Pct
1	19	2	40	.425
2	13	3	27	.370
3	18	6	33	.364
4	22	9	44	.295

Non-conference – Husky Dino Cup

Calgary vs. Trinity Western (Oct. 15, 2009 at Calgary, AB)

##	Trinity Western	GP	K	E	TA	PCT	A	SA	SE	RE	DIG	BS	BA	BE	BHE
4	Marc Howatson	4	7	4	28	.107	2	0	0	2	5	0	0	0	0
5	Josh Doornbal	4	10	2	15	.533	0	1	1	1	3	0	4	1	0
8	Steven Marshall	4	12	7	27	.185	3	2	4	4	9	0	2	0	0
10	Rudy Verhoeff	4	6	3	12	.250	4	0	1	0	1	0	4	0	0
14	Ben Ball	4	2	0	3	.667	36	2	0	0	5	0	5	0	0
17	Paul Lindemulder	3	5	1	10	.400	1	0	4	1	5	0	0	0	0
1	Jarrod Offerreins	4	0	0	0	.000	1	0	0	1	5	0	0	0	0
2	Mikiah Schalk	3	9	2	15	.467	1	0	0	0	0	1	2	0	0
9	Brad Kufske	1	0	1	1	-1.000	0	0	0	0	0	0	0	0	0
11	Aaron Vandenbrink	2	0	0	0	.000	0	0	0	0	0	0	0	0	0
	TEAM										1				
	Totals.....	4	51	20	111	.279	48	5	10	10	33	1	17	1	0

TEAM ATTACK PER GAME

Game	K	E	TA	Pct
1	12	2	24	.417
2	15	8	36	.194
3	13	9	27	.148
4	11	1	24	.417




GAME SCORES

	1	2	3	4
TWU	25	21	20	18
Calgary	20	25	25	25

##	Calgary	GP	K	E	TA	PCT	A	SA	SE	RE	DIG	BS	BA	BE	BHE
1	Omar Langford	3	6	3	13	.231	0	0	2	2	0	0	1	0	0
2	Oleg Podporin	4	7	1	12	.500	1	1	2	0	2	0	3	0	0
5	Ciaran McGovern	4	2	1	6	.167	39	2	1	0	3	0	1	0	0
6	Graham Vigrass	4	14	2	27	.444	2	2	1	0	7	0	2	0	0
7	Chris Hoag	4	7	7	22	.000	1	1	3	1	8	0	2	0	0
18	David Egan	4	4	1	12	.250	1	2	0	0	2	0	3	0	0
3	Curtis James	3	13	2	25	.440	1	1	1	0	6	0	1	0	0
4	Tom Porta	4	0	0	0	.000	1	0	0	2	4	0	0	0	0
8	Jay Blankenau	2	0	0	0	.000	4	0	0	0	0	0	0	0	0
11	Pierre Rocque	1	1	0	3	.333	1	1	0	0	1	0	0	0	0
14	Brendan Ray	2	0	0	0	.000	0	0	0	0	0	0	0	0	0
	Totals.....	4	54	17	120	.308	51	10	10	5	33	0	13	0	0

TEAM ATTACK PER GAME

Game	K	E	TA	Pct
1	13	5	29	.276
2	14	4	37	.270
3	10	3	24	.292
4	17	5	30	.400



OMAR LANGFORD

5th year, Toronto, Ont.

2009 2nd team All-Canadian



ALL-TIME MEN'S VOLLEYBALL HONOURS

BLG Award – CIS Athlete of the Year

1993 Andy Cameron

CIS Player of the Year

1982 Mark Kolodziej
1989 Randy Gingera
1991 Tom Elser
2002 Denis Zhukov

CIS Championship MVP

1982 Mark Kolodziej
1989 Randy Gingera
1993 Andy Cameron

CIS Community Service Award

1999 Adrian Wouts

First Team All-Canadians

1982 Brian Newman
1982 Mark Kolodziej
1988 Randy Gingera
1989 Randy Gingera
1990 Tom Elser
1991 Tom Elser
1992 Kelly Grosky
1993 Andy Cameron
1994 Kevin Boyles
1996 Steve Cann
1997 Steve Cann
2002 Denis Zhukov

Second Team All-Canadians

1985 Rod Walsh
1989 Kevin Boyles
1989 Tom Elser
1993 Blair McDermid
1999 Jeremy Wilcox
2001 Denis Zhukov
2009 Omar Langford

CIS All-Rookie Team

2008 Ciaran McGovern
2009 Chris Hoag

Canada West Player of the Year

1982 Mark Kolodziej
1989 Randy Gingera
1991 Tom Elser
1993 Andy Cameron
1994 Kevin Boyles
1996 Steve Cann
2002 Denis Zhukov

Canada West Coach of the Year


1989 Greg Ryan
1991 Greg Ryan
1992 Greg Ryan
1993 Greg Ryan

First Team Canada West All-Stars

1978 Greg Ryan
1978 Mark Kolodziej
1980 Art O'Dwyer
1982 Mark Kolodziej
1982 Brian Newman
1983 Randy Moncks
1984 Tony Wells
1985 Rod Walsh
1985 Tom Elser
1985 Paul Paskevich
1987 Kevin Boyles
1987 Randy Gingera
1988 Randy Gingera
1988 Kelly Grosky
1989 Kevin Boyles
1989 Tom Elser
1989 Randy Gingera
1989 Kelly Grosky
1990 Tom Elser
1990 Bruce Edwards
1991 Tom Elser
1992 Kelly Grosky
1992 Chris Parsons
1992 Andy Cameron
1993 Andy Cameron
1993 Blair McDermid
1993 Jeff Wenzel
1994 Kevin Boyles
1994 Jeff Wenzel
1996 Steve Cann
1997 Steve Cann
1998 Adrian Wouts
1999 Jeremy Wilcox
1999 Bill Byma
2000 Jeremy Wilcox
2001 Denis Zhukov
2002 Denis Zhukov
2003 Denis Zhukov
2009 Omar Langford
2010 Oleg Podporin

Second Team Canada West All-Stars

1978 Richard McDonald
1978 Lee Tipman
1979 Brian Newman
1979 Art O'Dwyer
1980 Paul Paskevich
1981 Art O'Dwyer
1982 Randy Moncks
1982 Grant Pescod
1983 Jeff Johnston
1984 Paul Paskevich
1985 Tony Wells
1986 Kevin Boyles
1987 Kelly Grosky
1988 Kevin Boyles
1990 Jeff Wenzel
1990 Andy Cameron
1991 Bruce Edwards
1991 Blair McDermid
1992 Blair McDermid
1993 Kris Qually
1995 Blair McDermid
1995 Steve Cann
1995 Benj Heinrichs
1996 Jeremy Herbert
1999 Adrian Wouts
2000 Denis Zhukov
2000 Bill Byma
2001 Bill Byma
2001 Wes Montgomery
2004 Sean Kendal
2005 Eric von Engelbrechten
2008 Omar Langford
2009 Ciaran McGovern
2010 Ciaran McGovern



ANDY CAMERON
Inaugural winner of the BLG Award, 1993



DINO
UNIVERSITY OF CALIFORNIA

HERALD
HUSKY DINO CUP
UNIVERSITYSPORT.ca

Dino



PLAYER PROFILES

JAY BLANKENAU

#5

Height 6'4" **Weight** 195 **Position** Setter
Hometown Sherwood Park, Alta. **Faculty** Communication & Culture
Last Team Mount Royal College **Year** 3

Before UC: Spent two years at Mount Royal College (ACAC), where he was twice an All-Conference selection and once a CCAA All-Canadian at the setter position...won a CCAA National Championship in his rookie season with the Cougars in 2008...was a member of Team Canada at both the NORCECA and world junior competitions in the summer of 2009, along with teammate Ciaran McGovern...was a four year member of the Alberta provincial team...

Personal: Parents Mike and Shannon...graduate of Bev Facey High School in Sherwood Park...played basketball and handball aside from volleyball...



CAREER STATS

Season	GP	MP	K	K/G	E	TA	Pct	A	A/G	SA	SA/G	SE	DIG	D/G	RE	BS	BA	TB	B/G	BE	BHE
2009-10	43	15	7	0.16	2	17	.294	229	5.33	7	0.16	4	62	1.44	0	1	11	12	0.28	0	5
TOTAL	43	15	7	0.16	2	17	.294	229	5.33	7	0.16	4	62	1.44	0	1	11	12	0.28	0	5

AARON CYR

#13

Height 6'3" **Weight** 195 **Position** Setter
Hometown St. Andrews, Man. **Faculty** Communication & Culture
Last Team Medicine Hat College **Year** 4

2008-09: Appeared in one set as a reserve in his first year with the Dinos...

Before UC: Spent two seasons with Medicine Hat College (ACAC)...led Rattlers to a 19-1 record in 2007-08 after a losing season in 2006-07...MHC MVP in 2008 and rookie of the year in 2007...named to the Manitoba provincial team for three years, 2003-05...MVP of high school team...

Personal: Parents Curtis and Patricia...younger sister Megan is a setter on the junior national team and with the Univ. of Colorado Buffaloes...studying psychology in the Faculty of Communication and Culture...graduate of Lord Selkirk High School...



CAREER STATS

Season	GP	MP	K	K/G	E	TA	Pct	A	A/G	SA	SA/G	SE	DIG	D/G	RE	BS	BA	TB	B/G	BE	BHE
2008-09	1	1	0	0.00	0	0	.000	0	0.00	0	0.00	0	0	0.00	0	0	0	0	0.00	0	0
TOTAL	1	1	0	0.00	0	0	.000	0	0.00	0	0.00	0	0	0.00	0	0	0	0	0.00	0	0



DAVID EGAN

#18

Height 6'4" **Weight** 206 **Position** Middle
Hometown Calgary, Alta. **Faculty** Social Sciences
Last Team Canada West Volleyball Club **Year** 4

2008-09: Appeared in 38 sets...posted 55 kills and 23 blocks as a reserve middle option for the Dinos...second on the team with a .450 hitting percentage...

2007-08: Appeared in 52 sets...recorded 93 kills (5th on team) for a .272 hitting average...split second middle spot with Oleg Podporin...

2006-07: Had a solid rookie season, posting 79 kills in 53 sets to finish third on the team...led team with a .422 hitting percentage...

Before UC: Played at Canada West Volleyball Club out of Rally Pointe in south Calgary...MVP of 18U team at CWVC...named James Fowler High School volleyball MVP and school athlete of the year in 2006...spent summer 2006 with Alberta provincial team...

Personal: Parents Gary and Kerry...full name David James Egan...studying geography...also played hockey, basketball, baseball, and soccer growing up...graduate of Calgary's James Fowler High School...

CAREER STATS

Season	GP	MP	K	K/G	E	TA	Pct	A	A/G	SA	SA/G	SE	DIG	D/G	RE	BS	BA	TB	B/G	BE	BHE
2006-07	53	16	79	1.49	17	147	.422	5	0.09	5	0.09	12	26	0.49	1	7	24	31	0.58	1	2
2007-08	52	17	93	1.79	40	195	.272	7	0.13	8	0.15	18	33	0.63	4	2	11	13	0.25	0	0
2008-09	26	13	47	1.81	6	82	.500	4	0.15	2	0.08	8	12	0.46	0	2	19	21	0.81	1	0
2009-10	68	18	128	1.88	29	265	.374	24	0.35	20	0.29	24	34	0.50	0	2	63	65	0.96	2	1
TOTAL	199	64	347	1.74	92	689	.370	40	0.20	35	0.18	62	105	0.53	5	13	117	130	0.65	4	3



A.J. HALVERSON

#12

Height 6'3" **Weight** 172 **Position** Left side
Hometown Calgary, Alta. **Faculty** Science
Last Team Canuck Volleyball Club **Year** 2

2008-09: Redshirted with the Dinos...

2007-08: Appeared in 31 sets, mostly as a libero...recorded 36 digs on the year...

Before UC: All-star at club national championships in 2006 with Canuck Volleyball Club...named to all-tournament team at U.S. Junior Olympics in 2006...spent summer 2007 with Team Alberta, winning the National Team Challenge Cup (NTCC) title alongside teammates Graham Vigrass and Ciaran McGovern...

Personal: Parents Dan and Cory...full name Andrew James Halverson...studying geology in the Faculty of Science...mother Cory played volleyball at the University of Lethbridge...lived in Yemen for four years...Graduate of Calgary's Western Canada High School...

CAREER STATS

Season	GP	MP	K	K/G	E	TA	Pct	A	A/G	SA	SA/G	SE	DIG	D/G	RE	BS	BA	TB	B/G	BE	BHE
2007-08	31	10	0	0.00	1	8	-.125	7	0.23	0	0.00	1	36	1.16	8	1	0	1	0.03	0	0
2009-10	3	5	0	0.00	0	1	.000	0	0.00	0	0.00	0	3	0.60	1	0	1	1	0.20	0	0
TOTAL	34	15	0	0.00	1	9	-.111	7	0.21	0	0.00	1	39	1.15	9	1	1	2	0.06	0	0



CHRIS HOAG

#7

Height 6'4" **Weight** 175 **Position** Left side
Hometown Sherbrooke, Que. **Faculty** Social Sciences
Last Team Cégep de Sherbrooke **Year** 2

2008-09: Appeared in 75 sets in a starting role on the left side...recorded 122 kills, 95 digs and 26 blocks ...ranked ninth in the Canada West playoffs with an impressive 0.343 hitting percentage...named to the CIS All-Rookie team...won Bill Popplewell Award as UC Men's Rookie of the Year...

Before UC: Played two years at Cégep de Sherbrooke...named MVP of the Quebec college league in 2008...CCAA All-Canadian in 2007-08...two-time athlete of the year at Cégep de Sherbrooke...twice named an NTCC all-star with Team Quebec...under CIS rules, not charged eligibility for Cégep participation, joining the Dinos as a freshman...

Personal: Parents Glenn and Donna...full name Christopher Glenn Hoag...studying economics in the Faculty of Social Sciences...born in Ottawa...lived most of his life in Quebec and throughout Europe...father Glenn is a world-renowned volleyball coach and current head coach of the Canadian men's national team...began high school in Paris before graduating in Sherbrooke, Que...graduate of Séminaire de Sherbrooke (high school)...



CAREER STATS

Season	GP	MP	K	K/G	E	TA	Pct	A	A/G	SA	SA/G	SE	DIG	D/G	RE	BS	BA	TB	B/G	BE	BHE
2008-09	60	17	87	1.45	53	235	.145	9	0.15	10	0.17	33	80	1.33	15	2	20	22	0.37	3	0
2009-10	44	13	70	1.59	46	198	.121	6	0.14	5	0.11	8	61	1.39	10	0	15	15	0.34	0	1
TOTAL	104	30	157	1.51	99	433	.134	15	0.14	15	0.14	41	141	1.36	25	2	35	37	0.36	3	1

CURTIS JAMES

#3

Height 6'5" **Weight** 188 **Position** Left side
Hometown Calgary, Alta. **Faculty** Science
Last Team MacEwan College **Year** 4

2008-09: Appeared in 17 sets for the Dinos as a backup outside hitter...posted 15 kills and 11 digs...

Before UC: Spent two seasons with MacEwan College (ACAC)...named an ACAC all-star in 2007-08...

Personal: Parents Al and Jane...full name Curtis Franklin James...has significant family ties to UC – father Al played for the Dinos in the '60s, while sister Christie won a CIS championship with the Dinos women in 2004...parents own A-1 Signs, a longtime supporter of the Dinos...plays the guitar...studying physics in the Faculty of Science...graduate of Calgary's Western Canada High School...



CAREER STATS

Season	GP	MP	K	K/G	E	TA	Pct	A	A/G	SA	SA/G	SE	DIG	D/G	RE	BS	BA	TB	B/G	BE	BHE
2008-09	17	8	15	0.88	12	45	.067	2	0.12	0	0.00	10	11	0.65	2	0	3	3	0.18	0	0
2009-10	66	18	155	2.35	73	385	.213	12	0.18	9	0.14	23	84	1.27	18	4	31	35	0.53	0	0
TOTAL	83	26	170	2.05	85	430	.191	14	0.17	9	0.11	33	95	1.14	20	4	34	38	0.46	0	0



OMAR LANGFORD

#1

Height 6'2" **Weight** 185 **Position** Right side

Hometown Toronto, Ont. **Faculty** Humanities

Last Team Mount Royal College **Year** 5

2008-09: The hard-hitting right side hitter recorded a team high 265 kills in only 64 sets...posted an astounding 27 kills in four sets against the Regina Cougars on Nov. 28, one off his career high and good for third most by a Dinos player since rally point scoring was introduced...finished third in Canada West in kills per game (4.28), and fourth in hitting percentage (.462)...second team CIS All-Canadian and first team Canada West All-Star...

2007-08: Wowed fans with his sensational leaping ability...finished second in Canada West in kills per set (4.18)...led the Dinos with 276 kills, more than double his closest teammate...named a second team Canada West all-star...finished third on the team in blocks

(35)...fourth on the team with 72 digs...

Before UC: Spent two seasons with Mount Royal College (ACAC)...named to the Youth National Team after Grade 11...spent two years with the squad...

Personal: Full name Omar Jason Langford...graduate of Francis Libermann Catholic High School in Scarborough, Ont...

CAREER STATS

Season	GP	MP	K	K/G	E	TA	Pct	A	A/G	SA	SA/G	SE	DIG	D/G	RE	BS	BA	TB	B/G	BE	BHE
2007-08	66	18	276	4.18	118	602	.262	3	0.05	16	0.24	66	72	1.09	1	7	28	35	0.53	0	2
2008-09	50	17	214	4.28	75	429	.324	5	0.10	4	0.08	34	43	0.86	2	1	27	28	0.56	3	1
2009-10	46	14	119	2.59	57	290	.214	3	0.07	3	0.07	14	27	0.59	0	1	17	18	0.39	0	0
TOTAL	162	49	609	3.76	250	1321	.272	11	0.07	23	0.14	114	142	0.88	3	9	72	81	0.50	3	3



PATRICK LENAOUR

#10

Height 6'7" **Weight** 175 **Position** Middle

Hometown Lethbridge, Alta. **Faculty** Social Sciences

Last Team Mount Royal College **Year** 4

2008-09: Redshirted with the Dinos...

Before UC: Spent three seasons with Mount Royal College (ACAC)...won the CCAA national championship with the Cougars in 2008...played for Team Alberta at both the 18U and 16U levels...

Personal: Parents Dave and Sheila...full name Patrick David Lenaour...studying sociology in the Faculty of Social Sciences...hopes to travel the world and pursue a career as a teacher...graduate of Lethbridge Collegiate Institute...perfect 4.0 GPA in his final year at

Mount Royal College...

CAREER STATS

Season	GP	MP	K	K/G	E	TA	Pct	A	A/G	SA	SA/G	SE	DIG	D/G	RE	BS	BA	TB	B/G	BE	BHE
2009-10	19	13	14	0.74	8	44	.136	1	0.05	1	0.05	5	4	0.21	0	2	5	7	0.37	0	0
TOTAL	19	13	14	0.74	8	44	.136	1	0.05	1	0.05	5	4	0.21	0	2	5	7	0.37	0	0



DON MACNEILL

#9

Height 6'3" **Weight** 174 **Position** Left side
Hometown Grande Prairie, Alta. **Faculty** Kinesiology
Last Team Grande Prairie Regional College **Year** 5

2008-09: Appeared in two sets, recording five kills and one dig...

2007-08: Appeared in 20 sets, recording 36 kills...added 21 digs...

Before UC: Spent two seasons at Grande Prairie Regional College in his hometown...won an all-conference award with the Wolves...recorded 289 kills in the 2006-07 season...high school team MVP and athlete of the year...played with 18U and 16U provincial teams...

Personal: Parents Bob and Elizabeth...transferred into the faculty of Kinesiology this fall...hopes to be come a physical education teacher...graduate of St. Joseph's Catholic High School in Grande Prairie...



CAREER STATS

Season	GP	MP	K	K/G	E	TA	Pct	A	A/G	SA	SA/G	SE	DIG	D/G	RE	BS	BA	TB	B/G	BE	BHE
2007-08	20	8	36	1.80	10	73	.356	2	0.10	2	0.10	7	21	1.05	5	2	0	2	0.10	0	0
2008-09	2	2	5	2.50	1	8	.500	0	0.00	0	0.00	1	1	0.50	0	0	0	0	0.00	0	0
2009-10	34	13	53	1.56	29	140	.171	4	0.12	3	0.09	13	33	0.97	6	1	10	11	0.32	0	0
TOTAL	56	23	94	1.68	40	221	.244	6	0.11	5	0.09	21	55	0.99	11	3	10	13	0.23	0	0

SAM MAINVILLE

#15

Height 6'4" **Weight** 200 **Position** Left Side
Hometown Notre-Dame-de-l'Île-Perrot, Que. **Faculty** Social Sciences
Last Team Mount Royal College **Year** 2

Before UC: Spent one season with Mount Royal College (ACAC) in 2009...racked up 108 kills in 47 sets with the Cougars, including an 18-kill performance against Briercrest...led the team with 20 service aces...played with teammate Chris Hoag at Cégep de Sherbrooke (Quebec) in 2008, where he was named Rookie of the Year...five-year member of the Quebec provincial volleyball team...also played high school football...

Personal: Parents Daniel and Julie...graduate of Cité des Jeunes in Vaudreuil, Que...has enjoyed seeing different cultures in his travels across Canada...hopes to stay in shape and get a good job after graduation...brother Louis-Pierre spent time on the Canadian national team...



CAREER STATS

Season	GP	MP	K	K/G	E	TA	Pct	A	A/G	SA	SA/G	SE	DIG	D/G	RE	BS	BA	TB	B/G	BE	BHE
2009-10	18	6	24	1.33	21	81	.037	2	0.11	4	0.22	13	28	1.56	5	1	4	5	0.28	0	0
TOTAL	18	6	24	1.33	21	81	.037	2	0.11	4	0.22	13	28	1.56	5	1	4	5	0.28	0	0



CIARAN McGOVERN

#5



Height 6'1" **Weight** 170 **Position** Setter
Hometown Grande Prairie, Alta. **Faculty** Science
Last Team Team Canada Jr. (Cal-Air Volleyball Club) **Year** 3

2009-10: Named to the national junior team once more, joining teammates Jay Blankenau and Graham Vigrass at the World Junior Championships in Pune, India...named a second team Canada West all-star for the second straight season,

despite splitting much of the setting duties with Jay Blankenau...led team with 472 assists, adding 86 digs – the second-highest total on the team behind libero Tom Porta...

2008-09: Played in all 83 sets for the Dinos at the setter position...second in Canada West with 11.46 sets per game...named a second team Canada West all-star...third on the team in digs and blocks with 116 and 40 respectively...added 14 service aces...

2007-08: Appeared in 62 of 66 sets...recorded 555 assists (7th in CW)...became the first Dino in history to be named to the CIS all-rookie team...finalist for Canada West rookie of the year...led the Dinos back to the playoffs for the first time since 2003...named to the Junior National Team...helped Team Canada to the silver medal at the NORCECA Junior Men's Championships in San Salvador, El Salvador...named Best Setter at the tournament...

Before UC: Won two 4A provincial championships in high school...won a club national championship with Cal-Air in 2006...veteran of the Youth National Team, which he captained in a tournament in the Dominican Republic...four-year veteran of Team Alberta, winning NTCC championship in 2007...named an all-star at that tournament...

Personal: Parents Peter and Kathy...full name Ciaran Edward James McGovern...moved to Calgary midway through Grade 11 year...graduate of Calgary Christian High School...hopes to play professionally, then become a personal trainer...studying in the Faculty of Science...



CAREER STATS

Season	GP	MP	K	K/G	E	TA	Pct	A	A/G	SA	SA/G	SE	DIG	D/G	RE	BS	BA	TB	B/G	BE	BHE
2007-08	62	18	12	0.19	12	41	.000	555	8.95	6	0.10	12	88	1.42	0	5	19	24	0.39	2	3
2008-09	68	18	25	0.37	8	63	.270	779	11.46	11	0.16	20	95	1.40	1	1	33	34	0.50	2	2
2009-10	58	17	18	0.31	8	47	.213	472	8.14	12	0.21	20	86	1.48	0	3	27	30	0.52	3	3
TOTAL	188	53	55	0.29	28	151	.179	1806	9.61	29	0.15	52	269	1.43	1	9	79	88	0.47	7	8



OLEG PODPORIN

#2

Height 6'7" **Weight** 199 **Position** Middle
Hometown Almaty, Kazakhstan **Faculty** Social Sciences
Last Team Malaspina Univ. College (Vancouver Island Univ.) **Year** 5



2009-10: Appeared in 66 of 68 sets for the Dinos on the season... led Canada West in hitting percentage at .453...third in Canada West in service aces with 22...team's leading blocker... scored 186.5 points, the best total on the team...recorded 129 kills...named a first team Canada West all-star for the first time in his career...

2008-09: Appeared in 56 sets...led the team with 17 service aces...led the team in blocks with 63, good for fourth in Canada West...fourth in the conference in hitting percentage (.462)...recorded 112 kills...

2007-08: Transferred back to UC...finished third in the conference in hitting percentage (.417)...third-best total on the team with 105 kills...48 blocks, second-best on the team...recorded 53 service aces, fourth in Canada West...

2006-07: Transferred to Malaspina Univ. College (now Vancouver Island Univ.) in Nanaimo, B.C...led BCCAA in blocks...won the 2007 B.C. provincial title with the Mariners...tournament all-star at the CCAA championships in Red Deer...won a silver medal at the national championships...

2005-06: Joined the Dinos after playing several years of club volleyball in his native Kazakhstan...appeared in 36 sets for the Dinos, racking up 34 kills...

Personal: Parents Igor and Irina...native of Almaty, Kazakhstan...same hometown as former Dinos star Denis Zhukov, the 2002 CIS player of the year...both parents played professional volleyball in the Soviet league...sister played basketball with the Kazakh national team and professionally in Russia...played for the Kazakh youth and junior national teams...studying international relations and political science in the Faculty of Social Sciences...

CAREER STATS

Season	GP	MP	K	K/G	E	TA	Pct	A	A/G	SA	SA/G	SE	DIG	D/G	RE	BS	BA	TB	B/G	BE	BHE
2005-06	23	10	34	0.94	12	72	.306	2	0.06	3	0.08	15	10	0.28	1	4	12	16	0.44	0	2
2007-08	53	16	105	1.98	30	180	.417	10	0.19	20	0.38	52	16	0.30	0	14	34	48	0.91	2	0
2008-09	56	17	112	2.00	26	186	.462	15	0.27	17	0.30	43	25	0.45	1	10	53	63	1.12	3	0
2009-10	66	18	129	1.95	27	225	.453	23	0.35	22	0.33	53	30	0.45	1	6	59	65	0.98	3	1
TOTAL	197	51	380	1.93	95	663	.430	50	0.25	62	0.31	163	81	0.41	3	34	158	192	0.97	8	3



TOM PORTA

#4

Height 5'11" **Weight** 168 **Position** Libero
Hometown Grande Prairie, Alta. **Faculty** Social Sciences
Last Team Mount Royal College **Year** 5

2008-09: Appeared in 79 of 83 sets for the Dinos at libero...second in the team in digs (121)...

Before UC: Transferred to Mount Royal College in 2006 after spending a year with his hometown Grande Prairie Regional College...played at the setter spot, winning the 2008 CCAA national championship with the Cougars...won three 4A provincial high school titles at Grande Prairie Composite...

Personal: Parents Mark and Joanne...full name Thomas James Porta...graduate of Grande Prairie Composite High School...mother Joanne played for the Dinos women during her varsity career...studying history in the Faculty of Social Sciences...hopes to become a professor...

CAREER STATS

Season	GP	MP	K	K/G	E	TA	Pct	A	A/G	SA	SA/G	SE	DIG	D/G	RE	BS	BA	TB	B/G	BE	BHE
2008-09	64	18	1	0.02	1	3	.000	7	0.11	0	0.00	0	95	1.48	22	0	0	0	0.00	0	0
2009-10	68	18	0	0.00	0	4	.000	16	0.24	0	0.00	0	151	2.22	24	0	0	0	0.00	0	0
TOTAL	132	36	1	0.01	1	7	.000	23	0.17	0	0.00	0	246	1.86	46	0	0	0	0.00	0	0



BRENDAN RAY

#14

Height 5'10" **Weight** 175 **Position** Libero
Hometown Edmonton, Alta. **Faculty** Science
Last Team MacEwanCollege **Year** 5

2006-07: Appeared in 46 sets for the Dinos as a defensive specialist/libero...recorded 22 digs...

Before UC: Spent three seasons at MacEwan College in Edmonton...

Personal: Full name Brendan Robert Ray...studying natural sciences in the Faculty of Science...graduate of McNally High School in Edmonton...

CAREER STATS

Season	GP	MP	K	K/G	E	TA	Pct	A	A/G	SA	SA/G	SE	DIG	D/G	RE	BS	BA	TB	B/G	BE	BHE
2006-07	46	10	0	0.00	2	4	-.500	6	0.13	2	0.04	6	22	0.48	3	0	0	0	0.00	0	1
2009-10	6	4	0	0.00	0	0	.000	0	0.00	0	0.00	0	5	0.83	1	0	0	0	0.00	0	0
TOTAL	52	14	0	0.00	2	4	-.500	6	0.12	2	0.04	6	27	0.52	4	0	0	0	0.00	0	0



PIERRE ROCQUE

#11



Height 6'4" **Weight** 186 **Position** Left side
Hometown Bonnyville, Alta. **Faculty** Communication & Culture
Last Team Red Deer College **Year** 5

2008-09: Appeared in nine sets, recording four kills and five digs...

2007-08: Used mostly as a reserve player...appeared in just 11 sets, recording two kills...

Before UC: Played two seasons at Red Deer College (ACAC) under Keith Hanson...won back-to-back ACAC provincial and CCAA national championships with the Kings...

Personal: Parents Victor and Kim...full name Pierre Roland Joseph Rocque...also an avid curler...uncle Marcel Rocque is a four-time Brier and three-time World Champion, playing lead for the Randy Ferbey rink...studying in Communication and Culture, hopes to work in public relations...

CAREER STATS

Season	GP	MP	K	K/G	E	TA	Pct	A	A/G	SA	SA/G	SE	DIG	D/G	RE	BS	BA	TB	B/G	BE	BHE
2007-08	11	8	2	0.18	2	5	.000	0	0.00	0	0.00	1	4	0.36	0	1	0	1	0.09	0	0
2008-09	7	5	4	0.57	3	11	.091	0	0.00	0	0.00	0	5	0.71	0	0	1	1	0.14	0	0
2009-10	30	14	4	0.13	5	21	-.048	1	0.03	0	0.00	2	17	0.57	0	2	0	2	0.07	0	0
TOTAL	48	27	10	0.21	10	37	.000	1	0.02	0	0.00	3	26	0.54	0	3	1	4	0.08	0	0

GRAHAM VIGRASS

#6



Height 6'7" **Weight** 180 **Position** Middle
Hometown Calgary, Alta. **Faculty** Science
Last Team Team Canada Jr. (Canuck Volleyball Club) **Year** 3

2009-10: Named to the national junior team once more, joining teammates Jay Blankenau and Ciaran McGovern at the World Junior Championships in Pune, India...

2008-09: Played in all 83 sets for the Dinos as a starting middle...recorded 145 kills, 60 blocks, 34 digs and eight service aces...was seventh in Canada West and second on the team to Oleg Podporin in hitting percentage, connecting on 41% of his attacks...

2007-08: Named co-team rookie of the year along with setter Ciaran McGovern...appeared in all 66 sets...recorded 115 kills, second-best on the team...named to the Junior National Team...helped Team Canada to the silver medal at the NORCECA Junior Men's Championships in San Salvador, El Salvador...

Before UC: Played with A.J. Halverson at the Canuck Volleyball Club...veteran of the youth national team program...

Personal: Parents Rick and Sandy...full name Graham Saxton Vigrass...won the Alexander Rutherford entrance scholarship...graduate of Calgary's Western Canada High School...

CAREER STATS

Season	GP	MP	K	K/G	E	TA	Pct	A	A/G	SA	SA/G	SE	DIG	D/G	RE	BS	BA	TB	B/G	BE	BHE
2007-08	66	18	115	1.74	26	247	.360	8	0.12	4	0.06	21	18	0.27	0	17	33	50	0.76	8	1
2008-09	68	18	128	1.88	29	243	.407	16	0.24	7	0.10	23	23	0.34	0	6	41	47	0.69	3	1
2009-10	43	12	141	3.28	46	330	.288	6	0.14	3	0.07	6	41	0.95	1	2	20	22	0.51	0	0
TOTAL	177	48	384	2.17	101	820	.346	30	0.17	14	0.08	50	82	0.46	1	25	94	119	0.67	11	2



RECORD BOOK

(since rally point scoring introduced in 1999; 20 matches per season unless noted)

Kills – Career

1073	Denis Zhukov	1999-03
693	Eric von Engelbrechten	2001-06
609	Omar Langford	2007-10
504	Sean Kendal	2002-05

Kills – Season

408	Bill Byma	1999-00 (22 matches)
353	Denis Zhukov	2001-02
311	Denis Zhukov	1999-00 (22 matches)

Kills – Average per set

4.36	Denis Zhukov	2001-02
4.28	Omar Langford	2009-09 (18 matches)
4.18	Omar Langford	2007-08 (18 matches)
3.81	Bill Byma	1999-00

Kills – Single match

30	Denis Zhukov	Jan 31/03 @ TWU
28	Omar Langford	Nov 23/07 @ MAN
	Omar Langford	Jan. 10/09 vs. UBC
27	Omar Langford	Nov. 29/08 @ REG
	Omar Langford	Nov. 28/08 @ REG
25	Denis Zhukov	Jan 24/03 @ WPG
	Omar Langford	Feb. 13/09 vs. WPG (playoff)

Assists – Career (recorded since 2002-03)

2652	Glen Handley	2001-07
1806	Ciaran McGovern	2007-
377	Paul Albert	2003-06

Assists – Season

779	Ciaran McGovern	2008-09 (18 matches)
725	Glen Handley	2003-04
717	Glen Handley	2002-03
631	Glen Handley	2006-07 (18 matches)

Assists – Average per set

11.46	Ciaran McGovern	2008-09 (18 matches)
9.67	Glen Handley	2003-04
9.19	Glen Handley	2002-03



Assists – Single Match

66	Ciaran McGovern	Feb. 13/09 vs. WPG (playoff)
62	Ciaran McGovern	Jan. 16/09 vs. WPG
69	Ciaran McGovern	Nov. 15/08 vs. MAN
58	Ciaran McGovern	Jan 27/08 vs. TWU
	Ciaran McGovern	Jan. 10/09 vs. UBC
	Ciaran McGovern	Feb. 14/09 vs. WPG (playoff)
57	Glen Handley	Nov 10/06 @ BRAN

Aces – Season

31	Jeremy Wilcox	1999-00 (22 matches)
----	---------------	----------------------

Aces – Match

6	Blake Adair	Dec 2/05 vs. BRAN
---	-------------	-------------------

Blocks – Career

193	Denis Zhukov	1999-03
192	Oleg Podporin	2005-06, 2007-10
176	Wes Montgomery	1999-02
164	Glen Handley	2001-07
162	Sean Kendal	2002-05

Blocks – Season

90	Wes Montgomery	1999-00 (22 matches)
----	----------------	----------------------

Digs – Career

454	Glen Handley	2001-07
445	Denis Zhukov	1999-03

Digs – Season

184	Kelly Cherniwchan	2002-03
170	Denis Zhukov	1999-00 (22 matches)
164	Ryan Poon	2006-07 (18 matches)
163	Bill Byma	1999-00 (22 matches)

Digs – Average per set

3.17	Kelly Cherniwchan	2002-03
2.28	Ryan Poon	2006-07

Digs – Single Match

20	Kelly Cherniwchan	Oct 26/02 vs. UBC
19	Andrew Tallas	Feb 2/08 @ WPG
	Tom Porta	Jan. 23/10 @ UBC
18	Kelly Cherniwchan	Nov 8/02 vs. TWU
	Tom Porta	Jan. 29/10 @ REG
18	Ryan Lenz	Nov 27/05 @ TRU
17	Kelly Cherniwchan	Jan 3/03 vs. MAN
17	Ryan Poon	Nov 10/06 @ BRAN



2009-10 ROSTER

NUMERICAL

#	Name	Pos.	Ht.	Wt.	Yr.	Hometown	Last Team
1	Omar Langford	RS	6-2	185	5	Toronto, Ont.	Mount Royal College
2	Oleg Podporin	M	6-7	199	5	Almaty, Kazakhstan	Malaspina Univ. College
3	Curtis James	LS	6-5	188	4	Calgary, Alta.	MacEwan College
4	Tom Porta	L	5-11	168	5	Grande Prairie, Alta.	Mount Royal College
5	Ciaran McGovern	S	6-1	170	3	Grande Prairie, Alta.	Team Canada (Jr.)
6	Graham Vigrass	RS/M	6-7	180	3	Calgary, Alta.	Team Canada (Jr.)
7	Chris Hoag	LS	6-4	175	2	Sherbrooke, Que.	Cégep de Sherbrooke
8	Jay Blankenau	S	6-4	195	3	Sherwood Park, Alta.	Mount Royal College
9	Don MacNeill	LS	6-3	190	5	Grande Prairie, Alta.	Grande Prairie Regional College
10	Patrick Lenoaur	M	6-7	175	4	Lethbridge, Alta.	Mount Royal College
11	Pierre Rocque	LS	6-4	186	5	Bonnyville, Alta.	Red Deer College
12	A.J. Halverson	LS	6-3	172	2	Calgary, Alta.	Canuck Volleyball Club
13	Aaron Cyr	S	6-3	195	4	St. Andrews, Man.	Medicine Hat College
14	Brendan Ray	L	5-10	175	5	Edmonton, Alta.	MacEwan College
15	Sam Mainville	LS	6-4	200	2	Notre-Dame-de-l'Île-Perrot, Que.	Mount Royal College
18	David Egan	M	6-4	210	4	Calgary, Alta.	Canada West Volleyball Club

ALPHABETICAL

#	Name	Pos.	Ht.	Wt.	Yr.	Hometown	Last Team
8	Jay Blankenau	S	6-4	195	3	Sherwood Park, Alta.	Mount Royal College
13	Aaron Cyr	S	6-3	195	4	St. Andrews, Man.	Medicine Hat College
18	David Egan	M	6-4	210	4	Calgary, Alta.	Canada West Volleyball Club
12	A.J. Halverson	LS	6-3	172	2	Calgary, Alta.	Canuck Volleyball Club
7	Chris Hoag	LS	6-4	175	2	Sherbrooke, Que.	Cégep de Sherbrooke
3	Curtis James	LS	6-5	188	4	Calgary, Alta.	MacEwan College
1	Omar Langford	RS	6-2	185	5	Toronto, Ont.	Mount Royal College
10	Patrick Lenoaur	M	6-7	175	4	Lethbridge, Alta.	Mount Royal College
9	Don MacNeill	LS	6-3	190	5	Grande Prairie, Alta.	Grande Prairie Regional College
15	Sam Mainville	LS	6-4	200	2	Notre-Dame-de-l'Île-Perrot, Que.	Mount Royal College
5	Ciaran McGovern	S	6-1	170	3	Grande Prairie, Alta.	Team Canada (Jr.)
2	Oleg Podporin	M	6-7	199	5	Almaty, Kazakhstan	Malaspina Univ. College
4	Tom Porta	L	5-11	168	5	Grande Prairie, Alta.	Mount Royal College
14	Brendan Ray	L	5-10	175	5	Edmonton, Alta.	MacEwan College
11	Pierre Rocque	LS	6-4	186	5	Bonnyville, Alta.	Red Deer College
6	Graham Vigrass	RS/M	6-7	180	3	Calgary, Alta.	Team Canada (Jr.)



Head Coach Rod Durrant (4th season) **Assistant Coaches** Kerry MacDonald, Matthew Clegg, Ian Halliday
Athletic Therapist Brandon Thome **Athletic Therapy Students** Megan Gaisford, Samara Tocher
Director of Athletics Kevin Boyles **Sports Information Director** Ben Matchett



PRONUNCIATION GUIDE

2	Podporin	pod-POUR-inn
5	Ciaran	KEER-ann
6	Vigrass	VYE-grass
8	Blankenau	BLANK-ken-now
10	Lenoaur	len-NOAR
11	Rocque	ROCK
13	Cyr	SEAR



2009-10 University of Calgary Dinos Men's Volleyball



1 Omar
LANGFORD



2 Oleg
PODPORIN



3 Curtis
JAMES



4 Tom
PORTA



5 Ciaran
McGOVERN



6 Graham
VIGRASS



7 Chris
HOAG



8 Jay
BLANKENAU



9 Don
MacNEILL



10 Patrick
LENAOUR



11 Pierre
ROCQUE



12 A.J.
HALVERSON



13 Aaron
CYR



14 Brendan
RAY



15 Sam
MAINVILLE



18 David
EGAN



Ben Matchett

Sports Information Director

ben.matchett@ucalgary.ca

www.goDINOS.com

