



# DINOS MEN'S BASKETBALL

University of Calgary

## 2008-09 Media Guide



Canadian Interuniversity Sport  
Sport interuniversitaire canadien





**UNIVERSITY OF CALGARY**  
**2008-09**  
**MEN'S BASKETBALL**  
**MEDIA GUIDE**

Ben Matchett, Sports Information Director  
© 2009 University of Calgary Sports Information Office

Photos by David Moll and Rob Galbraith unless noted • Printed by Imagine Printing Services, University of Calgary



Canadian Interuniversity Sport  
Sport interuniversitaire canadien



UNIVERSITY OF  
CALGARY  
KINESIOLOGY




**canadawest**  
UNIVERSITIES ATHLETIC ASSOCIATION



## 2008-09 UNIVERSITY OF CALGARY DINOS MEN'S BASKETBALL

**Back Row:** Josh Lovestone, Dominyc Coward, Ross Bekkering, Tyler Fidler, Dustin Reding, Henry Bekkering, Robbie Sihota  
**Middle Row:** Andy Rochon, Lindsay Thouret, Jordan Flagel, Tony Dhaliwal, Brennen Fule, Jamie McLeod, Trevor Debolt  
**Front Row:** Jose Jimenez (athletic therapist), Dave Love (shooting coach), Craig Anderson (asst. coach), Brian Finnis (asst. coach), Dan Vanhooren (head coach), Dean McCord (manager), Ken Wong (strength coach), Anton Joseph (asst. coach)



## CANADA WEST CHAMPIONS

1965, 1966, 1976, 1993, 2004, 2009



UNIVERSITY OF  
CALGARY

# UNIVERSITY OF CALGARY DINOS

## FINGERTIP FACTS: 2008-09

# MEN'S BASKETBALL



### INSTITUTION

Location	Calgary, Alberta, Canada
Website	<a href="http://www.ucalgary.ca">www.ucalgary.ca</a>
Founded	1966
Enrollment	28,000
President	Dr. Harvey P. Weingarten
Dean, Faculty of Kinesiology	Dr. Wayne Giles
Director of Athletics	Kevin Boyles

### UC MEN'S BASKETBALL

Nickname	Dinos
Mascot	REX
School Colours	Scarlet, Gold, Black
Athletic Website	<a href="http://www.goDINOS.com">www.goDINOS.com</a>
Affiliation	Canadian Interuniversity Sport (CIS)
Conference	Canada West (CW)
2008-09 Record	26-10
Conference	17-5
	<i>1<sup>st</sup> Central Division, 2<sup>nd</sup> Canada West</i>
Playoffs	4-0
	<i>Canada West Champions</i>
Home Court	Jack Simpson Gymnasium
Capacity	3,454
CW Championships (6)	1965, 1966, 1976, 1993, 2004, 2009

### KEY PERSONNEL

Head Coach	<b>Dan Vanhooren</b> BPE '93 (Alberta), MHK '96 (UBC) Years as Head Coach <b>9</b> Phone (403) 220-3437 Email <a href="mailto:dvanhoor@ucalgary.ca">dvanhoor@ucalgary.ca</a>
Assistant Coach	<b>Craig Anderson</b> (1 <sup>st</sup> season)
Manager	<b>Dean McCord</b> (9 <sup>th</sup> season)
Head Athletic Therapist	<b>Schad Richea</b> Phone (403) 220-7975 Email <a href="mailto:richea@ucalgary.ca">richea@ucalgary.ca</a>
Student Athletic Therapist	<b>Jose Jimenez</b>
Director of Athletics	<b>Kevin Boyles</b> Phone (403) 220-3409 Email <a href="mailto:boyles@ucalgary.ca">boyles@ucalgary.ca</a>
Sports Information Director	<b>Ben Matchett</b> Phone (403) 220-8143 Mobile (403) 863-8143 Email <a href="mailto:ben.matchett@ucalgary.ca">ben.matchett@ucalgary.ca</a>

### 2008-09 COMPOSITE SCHEDULE

Date	Opponent	Result	Record (conf.)	Top 10
<b>Home matches in BOLD; playoff matches in <i>italics</i>; *indicates conference match</b>				
<b>Battle of the Border: NCAA Labour Day</b>				
Aug. 30	<b>Montana</b>	L 72-82	0-1	
Sept. 1	<b>Montana</b>	L 69-76	0-2	No Top 10
<b>Graham Construction Shootout @ Saskatoon</b>				
Oct. 16	Windsor	W 84-71	1-2	
Oct. 17	Saskatchewan	W 79-72	2-2	
Oct. 18	Lethbridge	W 97-72	3-2	No Top 10
<b>Canada West</b>				
Oct. 24	*Manitoba	W 80-66	4-2 (1-0)	
Oct. 25	*Winnipeg	L 68-82	4-3 (1-1)	8
Oct. 31	*Fraser Valley	W 86-58	5-3 (2-1)	
Nov. 1	*Thompson Rivers	W 103-57	6-3 (3-1)	7
Nov. 7	<b>*Brandon</b>	<b>W 97-87</b>	<b>7-3 (4-1)</b>	
Nov. 8	<b>*Regina</b>	<b>W 96-70</b>	<b>8-3 (5-1)</b>	6
Nov. 14	<b>*Lethbridge</b>	<b>W 64-49</b>	<b>9-3 (6-1)</b>	
Nov. 15	<b>*Lethbridge</b>	<b>W 86-52</b>	<b>10-3 (7-1)</b>	5
Nov. 21	*Saskatchewan	W 91-66	11-3 (8-1)	
Nov. 22	*Saskatchewan	W 90-80	12-3 (9-1)	4
<b>Non-conference @ Helena, Mont.</b>				
Dec. 5	Carroll College	L 58-84	12-4	4
Dec. 6	Carroll College	L 61-62	12-5	
<b>Wesmen Classic @ Winnipeg</b>				
Dec. 28	Minot State	W 95-83	13-5	
Dec. 29	Ottawa	W 74-73	14-5	
Dec. 30	Brandon	L 81-84	14-6	
<b>Canada West</b>				
Jan. 2	<b>*Alberta</b>	<b>W 84-76</b>	<b>15-6 (10-1)</b>	
Jan. 3	<b>*Alberta</b>	<b>L 62-78</b>	<b>15-7 (10-2)</b>	5
Jan. 9	<b>*Saskatchewan</b>	<b>W 76-50</b>	<b>16-7 (11-2)</b>	
Jan. 10	<b>*Saskatchewan</b>	<b>W 77-71</b>	<b>17-7 (12-2)</b>	4
Jan. 16	*Lethbridge	W 100-82	18-7 (13-2)	
Jan. 17	*Lethbridge	W 88-75	19-7 (14-2)	4
Jan. 23	<b>*Simon Fraser</b>	<b>W 70-42</b>	<b>20-7 (15-2)</b>	
Jan. 24	<b>*Trinity Western</b>	<b>L 79-83</b>	<b>20-8 (15-3)</b>	5
Jan. 30	*Victoria	W 86-81	21-8 (16-3)	
Jan. 31	*UBC	L 76-91	21-9 (16-4)	4
Feb. 6	*Alberta	W 99-92	22-9 (17-4)	
Feb. 7	*Alberta	L 76-86	22-10 (17-5)	6
<b>Central Division Final</b>				
Feb. 20	<b>Alberta</b>	<b>W 91-85</b>	<b>23-10</b>	6
Feb. 21	<b>Alberta</b>	<b>W 82-78</b>	<b>24-10</b>	T-5
<b>Canada West Final Four @ UBC, Vancouver</b>				
<i>Semi-final</i>				
Feb. 27	<i>Trinity Western</i>	<i>W 96-65</i>	<i>25-10</i>	
<i>Conference Final</i>				
Feb. 28	<i>UBC</i>	<i>W 80-76</i>	<i>26-10</i>	
<b>CIS Final 8 @ Scotiabank Place, Ottawa</b>				
March 13	<i>Concordia</i>			
March 14				
March 15				

# Pride. Spirit. DINOS.

## 2009 CIS CHAMPIONSHIP PREVIEW



2009 Canada West Men's Basketball Champions

Photo by Richard Lam / UBC Athletics

**CALGARY** – Perhaps a year in arrears, the University of Calgary Dinos make their seventh excursion in history to the Canadian Interuniversity Sport men's basketball championship this weekend in search of the school's first-ever national title in the sport.

Armed with the No. 2 overall seed – the highest ranking for Calgary at the tournament since their No. 1 billing back in 1976 – the Dinos face the Quebec champion Concordia Stingers in the first game of the Final 8 at Scotiabank Place in Kanata, Ont. with tip-off at 12:30 p.m. local / 10:30 a.m. MT (webcast by SSN Canada via the championship website and goDINOS.com).

It is Calgary's first trip to the show since 2004, when the Canada West champions knocked off McMaster in the quarterfinal before bowing out to eventual national champion Carleton 69-67. Just one player remains from that 2004 team – backup guard Lindsay Thouret – and the team that will hit the floor in Ottawa is vastly different from the '04 edition that visited Halifax.

The 2008-09 season has been one of redemption for the Dinos. After posting an 18-4 record last year, the program's best in 30 years, Calgary dominated archrival Alberta in the Central Division Final and earned the right to host the Canada West Final Four. In front of a sold-out Jack Simpson Gym with an undefeated record at home and needing a win to advance to the Final 8, the Dinos fell 77-69 to UBC in the conference semi-final.

A bronze medal loss to Brandon the following day ended Calgary's chance at the wild card, and the team swallowed the bitter pill of watching the Final 8 on television after being ranked as high as No. 2 in the nation. To add insult to injury, the Alberta Golden Bears – who Calgary had so convincingly defeated the previous weekend – qualified as the second Canada West entrant in Ottawa.

The heartbreaking home loss served as motivation in the off-season for the Dinos, who returned this season with a renewed sense of purpose.

"Every team that is successful has to go through a lesson prior to

achieving any success, and that's what happened to us last year," said ninth-year head coach Dan Vanhooren, who makes his second trip to the Final 8. "Last year the guys were looking past the Final Four, and all the expectation last year was causing us some problems. We've done a better job of keeping focused on the moment this year and that's been a great lesson moving forward. With the talent we have, if we keep them where they need to be mentally, we can be successful.

"The outcome last year weighed on them so much that it froze them up a bit. We got wrapped up in the result and didn't focus on the process and the things that got us there, and it's our responsibility as coaches to make sure we get them past that."

Calgary boasts a rare talent in fifth-year forward Henry Bekkering, whose Internet notoriety has continued to blossom since transferring to Calgary from Eastern Washington prior to the 2006-07 season. The elder Bekkering is best known for his high-flying dunks – even interviewed for a Sports Illustrated feature on the subject last year – but he has demonstrated this season that he is about much more than the flush. At six-foot-six, 235 pounds, the athletic specimen is a match-up nightmare for opposing teams, and he finished fourth in Canada West scoring with 20.2 points per game on the season – most notably a 41-point outburst at Alberta.

"It's really too bad that Henry is seen only as a dunker, just because that's something he's really good at doing," said Vanhooren. "For a guy who averages 20 points and seven rebounds, he has All-Canadian numbers, and for the last two years all the expectation about winning around our program has been because he joined the lineup.

"He hasn't really gotten his due as a great basketball player, and I think this tournament is a good chance for him to showcase his talents. I only hope that he plays as well as he can so that everyone can see what he's capable of. He did that at Canada West, and that's why we won."

The Bekkering name is synonymous with basketball in Southern Alberta, with four of the five siblings out of W.R. Meyers High School having suited up for the Dinos. Older sisters Anna and Cory paved the way with the Calgary women's squad, and Ross, the fourth sibling, committed to the Dinos directly out of high school. Henry followed in 2006 after a two-year stint in the NCAA and only the youngest, Janelle, elected not to follow in the family footsteps to the University of Calgary. Instead, she is on a scholarship at Gonzaga University in Spokane, Wash.

The chance to play with his younger brother was key in Henry's decision to transfer to Calgary, and the Bekkering boys will share the stage one last time in Ottawa. Ross had a season worthy of All-Canadian status, averaging a double-double and landing on the Canada West first all-star team. He led the conference in field goal percentage and was second in rebounds, becoming the University of Calgary's all-time rebounding leader midway through the season.

"Ross is a steadying influence because he's always there and always reliable," said Vanhooren. "You know you're going to get 11 or 12 rebounds out of Ross and you know he's going to do some good things defensively, especially with his defensive rebounding ability. Offensively he can explode for bigger numbers, and he has great basketball skill for a big man. He can handle the ball, he can shoot the three, and his versatility makes him our everybody man."

Rounding out the 'Big Three' up front is fourth-year senior Robbie Sihota out of Lester B. Pearson High School in Calgary. The team's minutes-played leader at just under 31 per night, Sihota provides a different look to the Calgary offence with his shooting ability. He averaged better than 16 points per game and is clutch in pressure situations, scoring the game-winning buzzer-beater in a non-conference tilt with Ottawa in December. Sihota followed that up with a monster three-ball as the shot clock wound down late in Calgary's 80-76 win over UBC in the conference final, sealing the victory.


Point guard Jamie McLeod signed on this season after last year's starter Jeff Price left the team midway through the summer. McLeod had a stellar career at SAIT in Calgary (CCAA), earning two first-team ACAC all-star nods. He took two years off basketball to attend the University of Victoria before joining the Dinos this season. McLeod provides a veteran, steady presence on the floor and headlines the Dinos' point-guard-by-committee system that includes significant minutes for Thouret and import freshman Andy Rochon. Sophomore Tyler Fidler, a six-foot-nine shooting guard who was the Canada West rookie of the year last season, rounds out the starting five for Calgary.

Rookie Dominyc Coward plays the sixth man role, scoring 6.4 per night in his freshman season in just over 14 minutes per game off the bench.

Heading into the Final 8, Vanhooren has his team playing some of its best basketball of the season – but consistency and execution on both ends of the floor will be the key if Calgary is to advance deep into the tournament.

"I think we need to focus on ourselves this weekend," said Vanhooren. "Studying video of other teams will be more about overall trends – do they press, do they play primarily man defence – and outside of that it's going to be more about how we execute our own stuff."

"Concordia is completely different than us. They're a shooting team, they're quick, and they have a number of things going for them that could cause us some problems. But as long as we take care of the ball and we play the way we have been, the outcome will take care of itself. The whole thing is focusing on the first quarter and even the first four minutes of the first quarter."



HEAD COACH



DAN VANHOOREN

Dan joined the Dinos in May 2000 and is the seventh men's basketball head coach at the University of Calgary.

Since he took over the program, Vanhooren's Dinos have made a steady climb into elite status in CIS basketball. In just four years, he took a program that had not enjoyed a winning season in nearly a decade all the way to the conference title and within two points of the national final in 2004. It was Calgary's first Canada West championship

since 1993, and their first-round victory at the Final 8 in Halifax was the Dinos' first national quarterfinal win in 38 years. The two-point semi-final loss came at the hands of the Carleton Ravens, who went on to win the CIS title.

In 2008 he coached the Dinos to their best conference record since 1976 (18-4) and played host to the Canada West Final Four in front of a sold-out Jack Simpson Gym.

Vanhooren moved to Calgary following a four-year stint as head coach of Medicine Hat College. In 2000 he coached the Rattlers to a bronze medal finish and was named the ACAC south coach of the year.

He played varsity basketball at the University of Alberta under the legendary Don Horwood. After three seasons with the Golden Bears, Vanhooren graduated with a Bachelor of Physical Education in 1993 and moved to graduate studies at the University of British Columbia. While attending UBC he worked for the NBA's Vancouver Grizzlies in their inaugural season, and he received his Master's of Human Kinetics in 1996. Vanhooren is a certified NCCP Level III coach.

Dan and his wife Kara reside in northwest Calgary with their three children: Peyton, Wyatt, and Nash.



University of Calgary Dinos Men's Basketball Coaches

John Dewar	1965-67
Don Newton	1967-70
Skip Morgan	1970-74
Gary Howard	1974-82, 1983-95
Tom Bishop	1982-83
Wayne Thomas	1989-90
Cory Russell	1995-2000
Dan Vanhooren	2000-present

Dan Vanhooren's All-Time Coaching Record

Year	Conference			Playoffs			Overall			Season result	Playoff result
	GP	W	L	GP	W	L	GP	W	L		
2000-01	22	8	14	0	0	0	30	12	18	7 <sup>th</sup> (Canada West)	N/A
2001-02	20	6	14	0	0	0	35	13	22	4 <sup>th</sup> (Mountain Division)	N/A
2002-03	20	11	9	5	3	2	35	22	13	2 <sup>nd</sup> (Mountain Division)	Lost division final
2003-04	20	15	5	7	5	2	38	28	10	1 <sup>st</sup> (Mountain Division)	CW Champions, CIS semi-finalist
2004-05	20	12	8	3	1	2	34	18	16	2 <sup>nd</sup> (Mountain Division)	Lost division semi-final
2005-06	20	9	11	3	1	2	33	12	21	3 <sup>rd</sup> (Mountain Division)	Lost division semi-final
2006-07	22	11	11	2	0	2	37	16	21	3 <sup>rd</sup> (Mountain Division)	Lost division semi-final
2007-08	22	18	4	4	2	2	41	31	10	1 <sup>st</sup> (Central Division)	Central Div. champions
2008-09	22	17	5	4	4	0	36	26	10	1 <sup>st</sup> (Central Division)	CW Champions
<b>TOTAL</b>	<b>188</b>	<b>107</b>	<b>81</b>	<b>28</b>	<b>16</b>	<b>12</b>	<b>319</b>	<b>178</b>	<b>141</b>		
Winning Pct.	.569			.571			.558				

COACHES & STAFF



**Craig Anderson**  
Head Assistant Coach



**Dave Love**  
Shooting Coach



**Ken Wong**  
Strength & Conditioning



**Dean McCord**  
Manager



**Jose Jimenez**  
Athletic Therapist



**Ben Matchett**  
Sports Information Director

## 2008-09 CANADA WEST CONFERENCE STANDINGS &amp; RESULTS



	GP	W	L	Pct.	PF	PA	Pts
<i>Central Division</i>							
<b>xy-CALGARY</b>	22	17	5	.772	1834	1574	34
x-Alberta	22	13	9	.590	1717	1703	26
x-Saskatchewan	22	10	12	.455	1774	1726	20
x-Lethbridge	22	5	17	.227	1578	1756	10
<i>Great Plains Division</i>							
xy-Brandon	22	13	9	.590	1823	1760	26
x-Regina	22	12	10	.545	1711	1691	24
x-Winnipeg	22	5	17	.227	1528	1723	10
Manitoba	22	4	18	.182	1653	1857	8
<i>Pacific Division</i>							
xy-UBC	23	21	2	.913	1957	1521	42
x-Trinity Western	23	17	6	.739	1834	1699	34
x-Victoria	23	17	6	.739	1719	1507	34
x-Simon Fraser	23	14	9	.609	1747	1703	28
Fraser Valley	23	7	16	.304	1647	1856	14
Thompson Rivers	23	2	21	.087	1607	2053	4

*x-Clinched playoff spot; y-clinched first place in division  
Top three teams in Central & Great Plains, top four teams in Pacific qualify for playoffs  
Champion and runner-up earn berth to CIS Final 8 at Scotiabank Place, Ottawa*

**DIVISION SEMI-FINALS (best-of-3)**

Central @ Edmonton: Alberta def. Saskatchewan 2-0 (77-68, 63-54)

Great Plains @ Regina: Regina def. Winnipeg 2-1 (97-81, 76-93, 85-74)

Pacific A @ Vancouver: UBC def. Simon Fraser 2-0 (97-72, 101-84)

Pacific B @ Langley, B.C.: Trinity Western def. Victoria 2-1 (64-63, 75-88, 97-85)

**DIVISION FINALS (best-of-3)**

Central @ Calgary: Calgary def. Alberta 2-0 (91-85, 82-78)

Great Plains @ Brandon: Brandon def. Regina 2-1 (76-84 (OT), 89-70, 78-76)

Pacific @ Vancouver: UBC def. Trinity Western 2-0 (83-80, 80-64)

**CANADA WEST SEMI-FINALS @ UBC, Vancouver**

Calgary def. Trinity Western 96-65

UBC def. Brandon 92-71

**CANADA WEST BRONZE MEDAL GAME @ UBC, Vancouver**

Trinity Western def. Brandon 82-71

**CANADA WEST CONFERENCE FINAL @ UBC, Vancouver**

Calgary def. UBC 80-76

## 2008-09 CANADA WEST ALL-STARS & AWARD WINNERS

February 26, 2009

**EDMONTON** – Canada West proudly announces the 2009 men's basketball individual major award winners and All-Stars, as selected by head coaches across the conference.

Trinity Western standout Jacob Doerksen has been selected as MVP. Doerksen, who finished third in Canada West scoring at 20.8 points per game and first in rebounding with 10.7/game, was the only player in the CIS to average more than 20 points per game and 10 rebounds. He led the Spartans back into the playoffs and to the third best record in Canada West at 17-6, which included a school record 12-game winning streak.

The third-year Business student finished the season in the top seven in seven of the Canada West offensive and defensive categories. In addition to his scoring and rebounding he was second in field goal percentage at .537, second in offensive rebounding at 3.9 per contest, third in defensive rebounding at 6.7 a game, fifth in steals at 2.3 and seventh in blocked shots with 1.1 on a per-game basis, while averaging 35.9 minutes per game.

TWU men's basketball head coach Scott Allen said of his superstar, "Jacob continually amazes me on his improvement. He does so many intangibles to strengthen our play he strives for excellence on both ends of the court and is always willing to do what is best for the team. He is quiet and unassuming, but a gentleman who lives his life with integrity. He is loyal to his friends and sees the game of basketball as a way to grow and impact people around him positively."

The Fraser Valley Cascades' Sam Freeman is the Rookie of the Year.

Freeman was the leading rookie scorer in the 14-team conference, with 13.2 points per game. The key statistic which must be factored into the equation is that he accomplished this while averaging only 23 minutes per game. He was also the leading rookie in three-point shooting, free throw percentage and assist/turnover ratio. In fact, Freeman finished third overall in Canada West in free throw percentage.

"Sam Freeman was the MVP of our team as a freshman. His production per-minute-played was astounding. We needed him on the court at all times, and he played with the poise of a third or fourth year player," stated Fraser Valley head coach Barnaby Craddock.

Frank Bradley, from Bedford Heights, Ohio, is the 2009 Canada West Defensive Player of the Year. Bradley, officially listed as a transfer from Vermillion College, walked on to the Simon Fraser Clan in August of 2008, and made an immediate impact. The Health Sciences Major, in his third year of eligibility, took on a starting role due to injuries suffered by the team.

Starting 21 of the Clan's 23 regular season games, Bradley led SFU with 33 steals, and was a constant pest to opposing teams best perimeter players. Bradley added 43 assists on the year, and hit the second most three-pointers on the team, 31, and helped SFU to a 14-11 regular season record.

"Frank always drew the toughest assignment, and was always giving total effort," said SFU head coach Scott Clark. "It was a surprise that he came to SFU, but we lucked out completely."

The Ken Shields Award nominee from Canada West is Chris Dyck of the UBC Thunderbirds. Dyck led the T-Birds in scoring, with 14 points per game, and was one of three fifth-years to captain the team to a 21-2 regular season record.

The Winnipeg native ranks eighth all-time in UBC history with 15.8 points per game and ranks in the top 15 with 1,594 points after just three years at UBC. He is among the CW all-time leaders in three-point attempts, and makes, and has been named to the Canada West Second-Team All-Star squad since the 2006-07 season. A team captain on the floor, Dyck has achieved great things off the court as well in his time at UBC. A student in the prestigious Saunderson School of Business, he has maintained a 79.0% average in his studies at UBC while spending countless hours working on and off the court. Some of Dyck's community service includes working with Athletes in Action as a coach at camps, volunteering with Hoops for Hope (an AIDS awareness program), organizing bible study meetings with students, and representing the basketball team on the Thunderbird Athletic Council.

"Chris has been an exemplary ambassador for UBC and our men's basketball team," said UBC head coach Kevin Hanson. "Obviously his athletic accomplishments speak for themselves but what he has done in the community as well as in the classroom makes him so special. He is the definition of a true student-athlete."

Canada West Coach of the Year is UBC bench boss Kevin Hanson.

Hanson guided the Thunderbirds to their fourth straight Pacific Division title this season, posting a 21-2 regular season record. One of the top teams in the country, UBC ranked No. 2 for most of the season and even hit No. 1 for one week and Hanson has been able to guide the T-Birds to a sterling two-loss campaign while managing one of the deepest benches in the country.

During the regular season, the T-Birds had 10 players that averaged at least 10 minutes per game, with none playing more than 26, and had eight players averaging at least six points per game. The Thunderbirds led the Canada West conference at 85.1 points per game. Hanson focused more on the defensive side of the ball, which resulted in being second in the conference in scoring defence at 66.1 points per contest, an improvement of 8.8 per game from last season. In addition, the T-Birds lead Canada West in scoring margin of +19, an increase of 10.4 points per game from last year.

"We are very proud of the accomplishments of the men's basketball team and know that this prestigious honor is reflective of Kevin's leadership ability and passion for the game," said UBC Athletic Director Bob Philip.

### 2008-09 CANADA WEST MEN'S BASKETBALL AWARDS

MVP: Jacob Doerksen, Trinity Western

Rookie of the Year: Sam Freeman, Fraser Valley

Defensive Player of the Year: Frank Bradley, Simon Fraser

Ken Shields Award: Chris Dyck, UBC

Coach of the Year: Kevin Hanson, UBC

### ALL-STARS

#### First Team

Jacob Doerksen, Trinity Western

Dany Charlery, Brandon

**Ross Bekkering, Calgary**

Greg Wallis, Simon Fraser

Showron Glover, Saskatchewan

#### Second Team

**Henry Bekkering, Calgary**

Chris Dyck, UBC

Mitch Gudgeon, Victoria

Kris Heshka, Regina

Josh Whyte, UBC



Ross Bekkering

**CALGARY RESULTS AT CIS CHAMPIONSHIPS**

YEAR	HOST	CALGARY GAMES/RESULTS	PLACING	CHAMPION
1966	Calgary	Calgary 83 Carleton 65 (SF) Windsor 95 Calgary 83 (F)	Silver medal	Windsor
1976	Dalhousie	Laurentian 86 Calgary 81 (QF) Concordia 75 Calgary 66 (CSF)	T-7 <sup>th</sup>	Manitoba
1979	Calgary	St. Francis Xavier 100 Calgary 74 (QF) Winnipeg 107 Calgary 89 (CSF)	T-7 <sup>th</sup>	Saint Mary's
1980	Calgary	Winnipeg 76 Calgary 72 (QF) York 88 Calgary 76 (CSF)	T-7 <sup>th</sup>	Victoria
1993	Halifax (Metro Centre)	St. Francis Xavier 83 Calgary 80 (QF) Calgary 91 Winnipeg 87 (CSF) Calgary 89 Brandon 79 (5 <sup>th</sup> place)	5 <sup>th</sup>	St. Francis Xavier
2004	Halifax (Metro Centre)	Calgary 74 McMaster 66 (QF) Carleton 69 Calgary 67 (SF)	T-3 <sup>rd</sup>	Carleton

**OVERALL RESULTS**


Appearances	6
Consecutive	2 (1979-80)
Record	4-9

**FINAL STANDINGS**

Gold	0
Silver	1 (1966)
3rd place	1 (2004)
4th place	0
5th place	1 (1993)
6th place	0
7th place	3 (1976, 1979, 1980)

**RESULTS BY OPPONENT**

	GP	W	L
Winnipeg	3	1	2
Carleton	2	1	1
St. FX	2	0	2
Brandon	1	1	0
Concordia	1	0	1
Laurentian	1	0	1
McMaster	1	1	0
Windsor	1	0	1
York	1	0	1
<b>TOTAL</b>	<b>13</b>	<b>4</b>	<b>9</b>



**1965-66**  
**University of Alberta at Calgary**  
**Dinosaurus Men's Basketball**  
 Western CIAU Champions  
 CIAU Finalists

*From left*  
 Robert 'Skip' Morgan, Bill Mucklow, Ken Shields,  
 Wayne Thomas, Robin Fry, Hans Schamp, Ken Myhre,  
 Jim Christie, Clyde Ogilvie, Leigh Hammond  
 Missing: Coach John Dewar

2008-09 UC DINOS TEAM STATISTICS

SEASON BOX SCORE

<b>RECORD:</b>	<b>OVERALL</b>	<b>HOME</b>	<b>AWAY</b>	<b>NEUTRAL</b>
ALL GAMES	26-10	10-4	11-5	5-1
CONFERENCE	17-5	8-2	9-3	0-0
NON-CONFERENCE	9-5	2-2	2-2	5-1
PLAYOFFS	4-0	2-0	1-0	1-0

##	Player	GP	GS	Min	Avg	TOTAL			3-PTS			REBOUNDS			PF	FO	A	TO	Blk	Stl	Pts	Avg				
						FG	FGA	Pct	3FG	FGA	Pct	FT	FTA	Pct									Off	Def	Tot	Avg
03	<b>Tony Dhaliwal</b>	30	2	178	5.9	7	33	.212	3	21	.143	4	6	.667	7	14	21	0.7	9	0	16	18	0	7	21	0.7
	Conference-Only...	20	1	114	5.7	6	25	.240	3	16	.188	2	4	.500	5	11	16	0.8	6	0	12	12	0	5	17	0.9
	Playoffs	1	0	2	2.0	0	1	.000	0	1	.000	0	0	.000	0	0	0	0.0	0	0	0	0	0	0	0	0.0
04	<b>Lindsay Thouret</b>	33	4	383	11.6	19	85	.224	13	53	.245	17	24	.708	12	26	38	1.2	31	0	19	40	0	8	68	2.1
	Conference-Only...	21	3	240	11.4	11	55	.200	7	31	.226	11	16	.688	10	14	24	1.1	20	0	14	27	0	4	40	1.9
	Playoffs	2	0	5	2.5	1	1	1.000	0	0	.000	0	0	.000	0	0	0	0.0	1	0	0	1	0	0	2	1.0
05	<b>Brennen Fule</b>	30	0	240	8.0	13	47	.277	8	30	.267	4	14	.286	9	20	29	1.0	25	0	18	19	0	12	38	1.3
	Conference-Only...	20	0	160	8.0	6	32	.188	2	20	.100	4	10	.400	8	14	22	1.1	18	0	15	13	0	10	18	0.9
	Playoffs	2	0	11	5.5	0	1	.000	0	1	.000	0	2	.000	0	1	1	0.5	0	0	1	1	0	1	0	0.0
13	<b>Jamie McLeod</b>	36	33	862	23.9	58	157	.369	26	89	.292	26	41	.634	34	76	110	3.1	83	2	133	74	3	40	168	4.7
	Conference-Only...	22	20	511	23.2	35	92	.380	15	51	.294	16	25	.640	21	50	71	3.2	48	0	89	50	3	22	101	4.6
	Playoffs	4	4	120	30.0	5	24	.208	3	16	.188	8	11	.727	3	8	11	2.8	13	1	23	6	0	3	21	5.3
14	<b>Jordan Flagel</b>	11	0	46	4.2	4	10	.400	0	2	.000	2	6	.333	1	2	3	0.3	3	0	6	3	0	1	10	0.9
	Conference-Only...	6	0	32	5.3	3	7	.429	0	1	.000	2	6	.333	1	2	3	0.5	2	0	5	2	0	1	8	1.3
	Playoffs	1	0	2	2.0	0	1	.000	0	0	.000	0	0	.000	0	0	0	0.0	0	0	1	0	0	0	0	0.0
15	<b>Henry Bekkering</b>	31	31	983	31.7	206	441	.467	43	132	.326	151	232	.651	56	127	183	5.9	61	0	82	93	12	34	606	19.5
	Conference-Only...	18	18	565	31.4	126	266	.474	30	81	.370	82	121	.678	37	82	119	6.6	37	0	48	55	9	16	364	20.2
	Playoffs	4	4	141	35.2	33	67	.493	6	24	.250	20	38	.526	8	14	22	5.5	7	0	15	12	1	4	92	23.0
20	<b>Trevor Debolt</b>	12	0	45	3.8	5	12	.417	2	8	.250	0	0	.000	0	2	2	0.2	1	0	7	2	0	3	12	1.0
	Conference-Only...	9	0	39	4.3	5	11	.455	2	7	.286	0	0	.000	0	2	2	0.2	0	0	7	2	0	3	12	1.3
	Playoffs	0	0	0	0.0	0	0	.000	0	0	.000	0	0	.000	0	0	0	0.0	0	0	0	0	0	0	0	0.0
21	<b>Dustin Reding</b>	30	0	206	6.9	32	55	.582	13	21	.619	11	21	.524	12	15	27	0.9	38	0	6	14	3	7	88	2.9
	Conference-Only...	19	0	122	6.4	19	35	.543	5	10	.500	7	11	.636	8	7	15	0.8	18	0	4	9	1	6	50	2.6
	Playoffs	4	0	54	13.5	8	12	.667	6	8	.750	3	3	1.000	4	4	8	2.0	10	0	1	3	1	1	25	6.3
22	<b>Andy Rochon</b>	36	3	606	16.8	40	122	.328	22	68	.324	20	30	.667	12	54	66	1.8	68	1	45	51	2	20	122	3.4
	Conference-Only...	22	3	381	17.3	31	83	.373	17	45	.378	11	18	.611	7	31	38	1.7	42	1	30	32	2	15	90	4.1
	Playoffs	4	0	73	18.3	5	14	.357	4	11	.364	3	4	.750	1	11	12	3.0	6	0	6	5	0	3	17	4.3
24	<b>Tyler Fidler</b>	36	36	1021	28.4	161	341	.472	48	118	.407	120	150	.800	42	122	164	4.6	97	1	84	101	23	61	490	13.6
	Conference-Only...	22	22	627	28.5	100	204	.490	32	78	.410	73	89	.820	19	86	105	4.8	53	0	57	58	18	39	305	13.9
	Playoffs	4	4	93	23.3	15	41	.366	4	14	.286	3	9	.333	9	8	17	4.3	12	0	9	7	4	8	37	9.3
31	<b>Robbie Sihota</b>	36	35	1094	30.4	212	429	.494	26	66	.394	131	179	.732	78	173	251	7.0	76	1	45	76	21	32	581	16.1
	Conference-Only...	22	21	677	30.8	133	271	.491	15	41	.366	83	111	.748	47	109	156	7.1	42	1	30	44	11	24	364	16.5
	Playoffs	4	4	120	30.0	23	48	.479	6	11	.545	11	15	.733	14	18	32	8.0	11	0	4	7	3	2	63	15.8
33	<b>Ross Bekkering</b>	36	36	1022	28.4	169	297	.569	15	43	.349	189	256	.738	115	218	333	9.3	95	4	68	113	50	32	542	15.1
	Conference-Only...	22	22	650	29.5	110	193	.570	8	25	.320	110	155	.710	75	153	228	10.4	53	2	44	78	29	22	338	15.4
	Playoffs	4	4	114	28.5	23	34	.676	1	4	.250	21	28	.750	17	22	39	9.8	12	0	6	10	9	2	68	17.0
42	<b>Dominyc Coward</b>	34	0	514	15.1	80	133	.602	1	4	.250	40	70	.571	36	91	127	3.7	86	2	32	54	18	19	201	5.9
	Conference-Only...	20	0	282	14.1	50	85	.588	1	3	.333	26	43	.605	21	50	71	3.6	50	1	15	30	10	13	127	6.4
	Playoffs	4	0	65	16.3	10	16	.625	0	0	.000	4	5	.800	3	21	24	6.0	7	0	6	5	3	0	24	6.0
TM	<b>TEAM.....</b>														32	41	73	2.0				10				
	Conference-Only...														20	22	42	1.9				5				
	Playoffs														4	12	16	4.0				2				
	<b>Total.....</b>	36				1006	2162	.465	220	655	.336	715	1029	.695	446	981	1427	39.6	673	11	561	668	132	276	2947	81.9
	Conference-Only...	22				635	1359	.467	137	409	.335	427	609	.701	279	633	912	41.5	389	5	370	417	83	180	1834	83.4
	Playoffs	4				123	260	.473	30	90	.333	73	115	.635	63	119	182	45.5	79	1	72	59	21	24	349	87.2
	<b>Opponents.....</b>	36				960	2401	.400	251	830	.302	466	694	.671	460	773	1233	34.2	843	-	548	613	61	339	2637	73.2
	Conference-Only...	22				574	1509	.380	148	516	.287	278	408	.681	292	476	768	34.9	497	26	311	386	36	216	1574	71.5
	Playoffs	4				111	270	.411	30	96	.313	52	80	.650	49	87	136	34.0	103	-	72	50	11	28	304	76.0

<b>SCORE BY PERIODS:</b>	<b>1st</b>	<b>2nd</b>	<b>3rd</b>	<b>4th</b>	<b>Total</b>
Calgary	724	683	777	763	2947
Opponents	628	640	656	713	2637

<b>DEADBALL REBOUNDS:</b>	<b>OFF</b>	<b>DEF</b>	<b>TOTAL</b>
Calgary	234	12	246
Opponents	214	13	227

CALGARY/OPPONENT GAME-BY-GAME

Opponent	1st	2nd	Score	Mar	Total FG	FG Pct	3-Pointers	3FG Pct	Free Throws	FT Pct	Reb	Mar	Assist	TO	Block	Steal	Fouls
MONTANA	40/34	32/48	72-82	(10)	20-50/32-74	.400/.432	3-14/6-24	.214/.250	29-45/12-18	.644/.667	24/43	(19)	7/21	15/16	2/4	5/9	19/31
MONTANA	31/33	38/43	69-76	(7)	21-55/29-63	.382/.460	1-16/8-22	.063/.364	26-33/10-16	.788/.625	23/34	(11)	13/21	22/26	7/3	7/15	19/28
Windsor	31/38	53/33	84-71	+13	26-59/29-63	.441/.460	5-10/9-24	.500/.375	27-42/4-13	.643/.308	44/34	+10	12/12	17/17	1/0	7/10	20/26
Saskatchewan	43/33	36/39	79-72	+7	28-58/23-51	.483/.451	7-22/2-9	.318/.222	16-25/24-38	.640/.632	26/40	(14)	13/11	28/35	0/1	23/16	27/20
Lethbridge	41/36	50/36	91-72	+19	28-51/25-51	.549/.490	5-12/6-21	.417/.286	30-37/16-23	.811/.696	35/22	+13	8/11	25/29	0/0	13/17	21/28
Manitoba	36/30	44/36	80-66	+14	31-62/23-74	.500/.311	6-16/10-31	.375/.323	12-19/10-17	.632/.588	41/32	+9	23/15	22/22	4/3	9/13	20/14
Winnipeg	30/36	38/46	68-82	(14)	21-58/30-71	.362/.423	7-22/7-21	.318/.333	19-30/15-29	.633/.517	33/53	(20)	15/16	10/14	8/1	1/5	20/23
Fraser Valley	49/26	37/32	86-58	+28	32-62/22-62	.516/.355	5-23/4-13	.217/.308	17-28/10-19	.607/.526	49/30	+19	18/11	18/17	0/1	10/11	16/21
Thompson Rivers	45/34	58/23	103-57	+46	40-76/22-62	.526/.355	11-23/8-28	.478/.286	12-22/5-8	.545/.625	49/35	+14	19/17	13/26	3/3	8/6	15/22
BRANDON	35/37	62/50	97-87	+10	36-73/33-73	.493/.452	6-17/7-15	.353/.467	19-26/14-20	.731/.700	41/35	+6	20/16	23/24	2/3	12/14	18/23
REGINA	48/38	48/32	96-70	+26	29-72/23-71	.403/.324	7-26/6-21	.269/.286	31-39/18-26	.795/.692	49/48	+1	11/7	16/25	8/3	8/7	21/37
LETHBRIDGE	28/22	36/27	64-49	+15	20-62/19-66	.323/.288	4-17/2-24	.235/.083	20-33/9-10	.606/.900	56/32	+24	15/13	27/23	5/2	9/18	16/26
LETHBRIDGE	34/24	52/28	86-52	+34	37-61/20-78	.607/.256	3-13/7-11	.231/.226	9-19/5-13	.474/.385	48/31	+17	19/11	18/15	5/5	3/7	14/17
Saskatchewan	48/31	43/35	91-66	+25	29-55/27-79	.527/.342	11-22/3-22	.500/.136	22-26/9-15	.846/.600	40/42	(2)	18/16	23/16	1/1	7/14	16/16
Saskatchewan	43/47	47/33	90-80	+10	29-61/29-62	.475/.468	8-17/7-18	.471/.389	24-32/15-24	.750/.625	38/32	+6	16/7	20/17	2/2	12/16	20/26
Carroll College	27/40	31/44	58-84	(26)	23-50/29-61	.460/.475	5-15/10-24	.338/.417	7-12/16-19	.583/.842	26/32	(6)	7/21	18/7	3/0	1/7	19/15
Carroll College	33/35	28/27	61-62	(1)	21-49/20-53	.429/.377	6-18/8-26	.333/.308	13-20/14-22	.650/.636	32/26	+6	9/15	18/13	3/2	7/5	23/17
Minot State	41/41	54/42	95-83	+12	27-47/27-64	.574/.422	5-12/9-27	.417/.333	36-46/20-28	.783/.714	42/20	+22	16/12	21/11	5/1	1/6	23/34
Ottawa	27/35	47/38	74-73	+1	26-60/29-71	.433/.408	8-16/5-22	.500/.227	14-21/10-14	.667/.714	40/39	+1	19/20	14/10	5/2	7/4	18/22
Brandon	28/32	53/52	81-84	(3)	28-64/32-71	.438/.451	8-21/10-19	.381/.526	17-24/10-15	.708/.667	41/39	+2	15/21	14/13	2/1	1/6	16/22
ALBERTA	31/36	53/40	84-76	+8	27-64/30-75	.422/.400	6-26/5-19	.231/.263	24-29/11-12	.828/.917	41/33	+8	13/10	17/15	5/1	12/6	14/24
ALBERTA	29/19	33/59	62-78	(16)	24-58/29-69	.414/.420	4-21/11-27	.190/.407	10-14/9-13	.714/.692	36/35	+1	12/17	22/12	4/1	6/10	13/15
SASKATCHEWAN	41/20	35/30	76-50	+26	24-56/19-69	.429/.275	5-16/3-15	.313/.200	23-35/9-15	.657/.600	36/40	(4)	15/9	18/25	8/1	17/10	17/23
SASKATCHEWAN	37/33	40/38	77-71	+6	26-60/26-69	.433/.377	6-19/3-27	.316/.111	19-22/16-26	.864/.615	35/37	(2)	18/10	22/17	5/4	9/13	20/25
Lethbridge	42/44	58/38	100-82	+18	39-71/28-64	.549/.438	6-12/11-26	.500/.423	16-28/15-22	.571/.682	48/29	+19	27/18	18/19	3/3	7/11	18/24
Lethbridge	37/31	51/44	88-75	+13	32-56/21-65	.571/.323	4-12/10-36	.333/.278	20-31/23-29	.645/.793	41/32	+9	19/15	18/18	6/0	8/6	19/24
SIMON FRASER	31/13	39/29	70-42	+28	22-64/14-61	.344/.230	7-20/2-16	.350/.125	19-27/12-17	.704/.706	46/33	+13	13/8	20/17	4/0	9/7	18/22
TRINITY WESTERN	33/36	46/47	79-83	(4)	25-63/29-62	.397/.468	7-25/10-27	.280/.370	22-31/15-22	.710/.682	43/31	+12	14/20	15/11	1/0	3/7	22/24
Victoria	31/38	55/43	86-81	+5	28-55/32-71	.509/.451	10-18/6-27	.556/.222	20-26/11-14	.769/.786	35/31	+4	15/25	17/12	2/1	10/6	15/20
UBC	30/35	46/56	76-91	(15)	27-52/32-74	.519/.432	5-11/10-27	.455/.370	17-27/17-21	.630/.810	34/37	(3)	16/15	16/8	1/1	2/6	21/27
Alberta	51/37	48/55	99-92	+7	34-63/36-74	.540/.486	4-14/9-23	.286/.391	27-33/11-12	.818/.917	43/28	+15	21/18	23/16	5/0	9/12	15/21
Alberta	40/40	36/46	76-86	(10)	23-55/30-58	.418/.517	5-19/7-22	.263/.318	25-32/19-24	.781/.792	30/32	(2)	13/17	21/17	1/0	9/11	21/23
ALBERTA	41/36	50/49	91-85	+6	34-71/29-73	.479/.397	6-25/6-22	.240/.273	17-29/21-28	.586/.750	47/44	+3	15/17	13/10	5/2	3/7	23/23
ALBERTA	43/34	39/44	82-78	+4	28-58/30-69	.483/.435	9-24/6-21	.375/.286	17-31/12-17	.548/.706	45/32	+13	19/21	16/12	5/0	5/8	16/27
Trinity Western	45/31	51/34	96-65	+31	34-65/25-66	.523/.379	9-17/8-28	.529/.286	19-27/7-10	.704/.700	45/30	+15	17/17	14/16	5/6	8/6	18/27
UBC	48/32	32/44	80-76	+4	27-66/27-62	.409/.435	6-24/10-25	.250/.400	20-28/12-25	.714/.480	45/30	+15	21/17	16/12	6/3	8/7	22/26

Note: Game totals are displayed in the format TEAM/OPPONENT for each category.

SINGLE GAME HIGHS

CALGARY		OPPONENTS			
Points	41	Henry Bekkering at Alberta (02/06/09)	Points	32	Danhue Lawrence at Lethbridge (01/17/09)
	31	Henry Bekkering vs Minot State (12/28/08)		30	C.G. Morrison at Alberta (02/06/09)
	31	Henry Bekkering vs Montana (08/30/08)		29	Dany Charlery vs Brandon (11/07/08)
	30	Henry Bekkering at Alberta (02/07/09)		27	Josh Whyte at UBC (01/31/09)
	30	Henry Bekkering at Saskatchewan (11/22/08)		25	Neb Aleksic vs Alberta (02/20/09)
FG Made	15	Henry Bekkering at Alberta (02/06/09)		25	Aaron Patterson vs Minot State (12/28/08)
	12	Ross Bekkering vs Alberta (02/20/09)		25	Showron Glover at Saskatchewan (11/22/08)
	12	Henry Bekkering at Lethbridge (01/16/09)	FG Made	11	C.G. Morrison at Alberta (02/06/09)
	12	Robbie Sihota at Fraser Valley (10/31/08)		10	Mitch Gudgeon at Victoria (01/30/08)
FG Att.	24	Henry Bekkering at Alberta (02/06/09)	FG Att.	26	Danhue Lawrence at Lethbridge (01/17/09)
	22	Henry Bekkering at Lethbridge (01/16/09)		22	Showron Glover vs Saskatchewan (01/10/09)
FG Pct	1.000 (5-5)	Robbie Sihota at Saskatchewan (10/17/08)		22	Dany Charlery vs Brandon (12/30/08)
Min. 5 made	.909 (10-11)	Ross Bekkering vs Lethbridge (10/18/08)		22	Danhue Lawrence vs Lethbridge (11/15/08)
3-Pt FG Made	5	Robbie Sihota vs Trinity Western (02/27/09)	FG Pct	1.000 (5-5)	Michael Taylor vs Montana (08/30/08)
	5	Robbie Sihota at Victoria (01/30/08)	Min. 5 made	.857 (6-7)	Mike James at Winnipeg (10/25/08)
3-Pt FG Att.	8	Henry Bekkering at UBC (02/28/09)	3-Pt FG Made	5	Chris Dyck at UBC (02/28/09)
	7	7 players		5	C.G. Morrison at Alberta (02/06/09)
3-Pt FG Pct	1.000 (3-3)	Ross Bekkering vs Lethbridge (10/18/08)		5	Chris Dyck at UBC (01/31/09)
Min. 2 made	1.000 (2-2)	6 players		5	Danhue Lawrence at Lethbridge (01/17/09)
FT Made	13	Ross Bekkering vs Alberta (01/02/09)	3-Pt FG Att.	13	Chris Dyck at UBC (02/28/09)
	12	Ross Bekkering vs Minot State (12/28/08)		13	Shawn Nelson vs Lethbridge (11/15/08)
	12	Tyler Fidler vs Regina (11/08/08)	3-Pt FG Pct	1.000 (3-3)	Tarik Tokar vs Brandon (12/30/08)
FT Att.	15	Henry Bekkering vs Trinity Western (02/27/09)	Min. 2 made	1.000 (3-3)	Rejean Chabot vs Brandon (11/07/08)
	15	Ross Bekkering vs Alberta (01/02/09)	FT Made	13	Danhue Lawrence at Lethbridge (01/17/09)
	15	Tyler Fidler vs Regina (11/08/08)		10	Aaron Patterson vs Minot State (12/28/08)
	15	Henry Bekkering vs Montana (08/30/08)	FT Att.	15	Danhue Lawrence at Lethbridge (01/17/09)
Rebounds	17	Ross Bekkering vs Alberta (01/02/09)		15	Mike James at Winnipeg (10/25/08)
	14	Ross Bekkering at UBC (02/28/09)	Rebounds	13	Harvey Bradford vs Alberta (02/20/09)
	14	Robbie Sihota vs Brandon (12/30/08)		12	Dany Charlery vs Brandon (12/30/08)
	14	Ross Bekkering vs Brandon (11/07/08)	Assists	10	Allen Kadima at Lethbridge (01/16/09)
Assists	12	Jamie McLeod at Lethbridge (01/16/09)		9	Brandon Dunlop at Victoria (01/30/08)
	8	Jamie McLeod (three games)	Steals	8	Showron Glover at Saskatchewan (10/17/08)
Steals	6	Andy Rochon at Saskatchewan (11/22/08)		7	Showron Glover vs Saskatchewan (01/10/09)
	6	Henry Bekkering at Saskatchewan (10/17/08)	Blocked Shots	3	Sephton Spence at Lethbridge (01/16/09)
Blocked Shots	4	Ross Bekkering vs Saskatchewan (01/09/09)		2	Derek Waldner vs Lethbridge (11/15/08)
	4	Ross Bekkering vs Ottawa (12/29/08)		2	Brian Qvale vs Montana (09/01/08)
	4	Robbie Sihota at Winnipeg (10/25/08)		2	Brian Qvale vs Montana (08/30/08)

## GAME-BY-GAME HIGHS

Opponent	Date	Score	WL	POINTS	REBOUNDS	ASSISTS	STEALS	BLOCKED SHOTS
MONTANA	08/30/08	72-82	L	31-Henry Bekkering	5-Ross Bekkering	3-Robbie Sihota	2-Henry Bekkering	1-Dominyc Coward Robbie Sihota
MONTANA	09/01/08	69-76	L	19-Tyler Fidler	6-Tyler Fidler	5-Henry Bekkering	2-Henry Bekkering	3-Robbie Sihota
vs Windsor	10/16/08	84-71	W	18-Tyler Fidler Robbie Sihota	9-Robbie Sihota	4-Henry Bekkering	3-Tyler Fidler	1-Dominyc Coward
at Saskatchewan	10/17/08	79-72	W	18-Ross Bekkering	5-Robbie Sihota	3-Jamie McLeod	6-Henry Bekkering	None
vs Lethbridge	10/18/08	91-72	W	29-Ross Bekkering	8-Henry Bekkering	2-Jamie McLeod Robbie Sihota	4-Ross Bekkering	None
at Manitoba	10/24/08	80-66	W	18-Henry Bekkering	11-Henry Bekkering	8-Jamie McLeod	3-Jamie McLeod	2-Ross Bekkering
at Winnipeg	10/25/08	68-82	L	24-Robbie Sihota	13-Robbie Sihota	4-Jamie McLeod	1-Henry Bekkering	4-Robbie Sihota
at Fraser Valley	10/31/08	86-58	W	27-Robbie Sihota	10-Ross Bekkering	5-Jamie McLeod	2-Dominyc Coward Robbie Sihota Henry Bekkering	None
at Thompson Rivers	11/01/08	103-57	W	24-Robbie Sihota	11-Ross Bekkering	3-Jamie McLeod	3-Tyler Fidler	2-Ross Bekkering
BRANDON	11/07/08	97-87	W	25-Robbie Sihota	14-Ross Bekkering	5-Ross Bekkering	3-Ross Bekkering Tyler Fidler	1-Andy Rochon Tyler Fidler
REGINA	11/08/08	96-70	W	23-Tyler Fidler	12-Ross Bekkering	2-Tyler Fidler Henry Bekkering Ross Bekkering	2-Dominyc Coward Tyler Fidler	3-Tyler Fidler
LETHBRIDGE	11/14/08	64-49	W	23-Robbie Sihota	10-Tyler Fidler	4-Henry Bekkering	3-Jamie McLeod	2-Henry Bekkering Tyler Fidler
LETHBRIDGE	11/15/08	86-52	W	21-Henry Bekkering	13-Ross Bekkering	4-Tyler Fidler	1-Dominyc Coward Ross Bekkering Robbie Sihota	2-Ross Bekkering Tyler Fidler
at Saskatchewan	11/21/08	91-66	W	20-Henry Bekkering	9-Ross Bekkering	4-Ross Bekkering	2-Dustin Reding Trevor Debolt	1-Ross Bekkering
at Saskatchewan	11/22/08	90-80	W	30-Henry Bekkering	11-Ross Bekkering	7-Henry Bekkering	6-Andy Rochon	1-Tyler Fidler Henry Bekkering
at Carroll College	12/05/08	58-84	L	12-Robbie Sihota	5-Henry Bekkering Jamie McLeod	3-Tyler Fidler	1-Jamie McLeod	2-Ross Bekkering
at Carroll College	12/06/08	61-62	L	15-Robbie Sihota	11-Robbie Sihota	2-Dominyc Coward Jamie McLeod Lindsay Thouret	2-Jamie McLeod Dominyc Coward	2-Robbie Sihota
vs Minot State	12/28/08	95-83	W	31-Henry Bekkering	13-Ross Bekkering	5-Ross Bekkering	1-Jamie McLeod	3-Ross Bekkering
vs Ottawa	12/29/08	74-73	W	26-Robbie Sihota	13-Ross Bekkering	6-Jamie McLeod	3-Tyler Fidler	4-Ross Bekkering
vs Brandon	12/30/08	81-84	L	20-Ross Bekkering Robbie Sihota	14-Robbie Sihota	5-Ross Bekkering	1-Robbie Sihota	1-Dominyc Coward Robbie Sihota
ALBERTA	01/02/09	84-76	W	24-Ross Bekkering	17-Ross Bekkering	8-Jamie McLeod	3-Tyler Fidler	2-Ross Bekkering Dominyc Coward
ALBERTA	01/03/09	62-78	L	15-Tyler Fidler	12-Ross Bekkering	3-Ross Bekkering Jamie McLeod	2-Brennen Fule	2-Tyler Fidler
SASKATCHEWAN	01/09/09	76-50	W	17-Ross Bekkering	9-Tyler Fidler	4-Jamie McLeod Tyler Fidler	5-Robbie Sihota	4-Ross Bekkering
SASKATCHEWAN	01/10/09	77-71	W	27-Tyler Fidler	11-Ross Bekkering	4-Ross Bekkering Andy Rochon Tyler Fidler Jamie McLeod	2-Lindsay Thouret Tyler Fidler	3-Ross Bekkering
at Lethbridge	01/16/09	100-82	W	28-Henry Bekkering	12-Ross Bekkering	12-Jamie McLeod	2-Henry Bekkering	1-Ross Bekkering Dominyc Coward Tyler Fidler
at Lethbridge	01/17/09	88-75	W	25-Ross Bekkering	13-Ross Bekkering	6-Henry Bekkering	2-Ross Bekkering Tyler Fidler Jamie McLeod Robbie Sihota	3-Ross Bekkering
SIMON FRASER	01/23/09	70-42	W	16-Tyler Fidler	10-Henry Bekkering	3-Jamie McLeod Ross Bekkering	2-Tyler Fidler Dominyc Coward	1-Andy Rochon Dustin Reding Ross Bekkering Dominyc Coward
TRINITY WESTERN	01/24/09	79-83	L	18-Ross Bekkering	11-Robbie Sihota	3-Brennen Fule	1-Brennen Fule Dominyc Coward Ross Bekkering	1-Ross Bekkering
at Victoria	01/30/08	86-81	W	24-Robbie Sihota	11-Ross Bekkering	5-Ross Bekkering	4-Tyler Fidler	1-Henry Bekkering Dominyc Coward
at UBC	01/31/09	76-91	L	25-Henry Bekkering	12-Robbie Sihota	4-Robbie Sihota Tyler Fidler	1-Tony Dhaliwal Robbie Sihota	1-Dominyc Coward
at Alberta	02/06/09	99-92	W	41-Henry Bekkering	10-Ross Bekkering	8-Jamie McLeod	3-Jamie McLeod Tyler Fidler	3-Ross Bekkering
at Alberta	02/07/09	76-86	L	30-Henry Bekkering	8-Ross Bekkering	6-Tyler Fidler	3-Tyler Fidler	1-Tyler Fidler
ALBERTA	02/20/09	91-85	W	29-Ross Bekkering	13-Ross Bekkering	5-Jamie McLeod Tyler Fidler	2-Tyler Fidler	2-Ross Bekkering Robbie Sihota
ALBERTA	02/21/09	82-78	W	18-Ross Bekkering	9-Dominyc Coward Ross Bekkering	6-Jamie McLeod	2-Tyler Fidler	3-Ross Bekkering
vs Trinity Western	02/27/09	96-65	W	29-Henry Bekkering	9-Henry Bekkering	7-Henry Bekkering	2-Tyler Fidler	1-Robbie Sihota Dominyc Coward Henry Bekkering Tyler Fidler Ross Bekkering
at UBC	02/28/09	80-76	W	22-Henry Bekkering	14-Ross Bekkering	7-Jamie McLeod	2-Andy Rochon Tyler Fidler Henry Bekkering	3-Ross Bekkering

2008-09 GAME-BY-GAME RECAPS

Playoffs and games against possible Final 8 opponents

Canada West Final: Calgary @ UBC (Feb. 28, 2009 at War Memorial Gym, Vancouver, B.C.)

DINOS FEND OFF COMEBACK TO TAKE CONFERENCE TITLE

**VANCOUVER** – After holding off a massive UBC comeback, Robbie Sihota's three-pointer with 15 seconds remaining iced the game for the Calgary Dinos, as they pulled out a narrow 80-76 victory over the Thunderbirds to take the Canada West title on Saturday night at War Memorial Gym.

Down as many as 21 points, the Thunderbirds seemed poised to pull off an incredible comeback victory, charging back to tie things up at 74 with just under four minutes remaining in the game. A huge effort by Dinos star Henry Bekkering to dive for an offensive rebound allowed Sihota to convert on the second chance by hitting a midrange jumper with 1:28 left on the clock, putting his side up two. An Andy Rochon free-throw extended the lead to three before UBC's Josh Whyte stripped Rochon of the ball and hit a layup to cut the deficit to one with 50 seconds on the clock. Then with 15 seconds left, Rochon found Sihota in space behind the arc, and he made no mistake, nailing the three-ball to make it a two-possession game in the dying seconds.

"I kept telling the guys 'We don't have to just hold on. Keep going and playing hard,' but I think our guys did tighten up a little bit," said Calgary coach Dan Vanhooren. "Our expectation wasn't to come in here and get out to the kind of lead we did. We expected it to be quite a battle and UBC is a great basketball team. We knew they were going to come back. We had that lead way too early and we froze up a bit on offense down the stretch. But it was nice to see us loosen up and have Robbie hit that big shot at the end."

Before Sihota's three-pointer, the Dinos had scored just eight points in the fourth quarter, compared to 24, 24, and 21 in the first, second and third quarters respectively. The T-Birds entered the fourth down 12, but after Kyle Watson pulled them to within 10 just over two minutes in, Chris Dyck nailed a deep three pointer to make the score 71-64, and the comeback was in full-swing. After the teams traded baskets to make it a 73-66 Calgary lead, Akeem Pierre managed to draw a foul and hit two free throws to bring the 'Birds within five, and then a Brent Malish three-ball cut the lead down to two. A Calgary free-throw made it a three-point lead, and with 3:54 on the clock, Whyte's three-pointer from the corner finally evened things up.

"I thought we made a great comeback," said UBC coach Kevin Hanson. "The guys put so much effort and energy into it. We did run out of gas a little bit late in the fourth there when we needed it but these types of games are great to go through. To show our guys that we are able to come back in a game like that was important."

The Dinos built their lead by dominating the boards early on and keeping the T-Bird offence off balance. Calgary out-rebounded UBC 27-16 in the first half, including 11 offensive rebounds. The Bekkering brothers combined for 29 first half points, with Ross leading the way on the glass, pulling down eight rebounds before the break to help Calgary build a 48-32 halftime advantage.

Henry Bekkering finished with a team-high 22 points, while Ross chipped in 17 to go along with 14 rebounds. Robbie Sihota had 15 points, with most of them coming at key moments for the Dinos. He also had 11 rebounds in the contest. Dyck had a game-high 23 points for UBC while adding six rebounds and four assists. Whyte also had a solid all-around performance for the 'Birds, with 21 points, five rebounds and five assists. Brent Malish put up 15 points and led the team with nine rebounds.

Both Calgary and UBC will be representing Canada West at the upcoming CIS championships.

"It's a great time to be playing our best basketball," said Vanhooren. "Our turnovers are down and we are passing the ball well and shooting well. When we are doing that, we are a really tough basketball team, and we proved that tonight. UBC is a great team and they deserve to be ranked number two, if not number one, in the nation, and they are going to be a heck of a team to deal with at nationals."

The national tournament gets underway on Friday, March 13 at Carleton University.

VISITORS: Calgary (17-5, 4-0)

##	Player	tot-fg		3-pt		ft	fta	rebounds			pf	tp	a	to	blk	s	min
		fg	fga	fg	fga			of	de	tot							
13	Jamie McLeod *	1	6	1	4	3	5	1	2	3	5	6	7	3	0	1	32
15	Henry Bekkering *	9	20	2	8	2	2	1	0	1	0	22	5	1	0	2	35
24	Tyler Fidler *	1	7	0	3	1	2	1	1	2	3	3	1	0	2	2	19
31	Robbie Sihota *	7	15	1	3	0	0	5	6	11	3	15	3	2	0	1	36
33	Ross Bekkering *	3	8	1	2	10	14	6	8	14	4	17	1	5	3	0	32
21	Dustin Reding	1	2	1	2	0	0	1	2	3	3	3	0	1	0	0	12
22	Andy Rochon	0	2	0	2	3	4	0	2	2	2	3	2	1	0	2	15
42	Dominyc Coward	5	6	0	0	1	1	0	6	6	2	11	2	2	1	0	19
Team								3									1
Totals.....		27	66	6	24	20	28	15	30	45	22	80	21	16	6	8	200

TOTAL FG%	1st Half: 16-38 42.1%	2nd Half: 11-28 39.3%	Game: 40.9%	DEADBALL
3-Pt. FG%	1st Half: 4-12 33.3%	2nd Half: 2-12 16.7%	Game: 25.0%	REBOUNDS
F Throw %	1st Half: 12-15 80.0%	2nd Half: 8-13 61.5%	Game: 71.4%	6,3

HOME TEAM: UBC (21-2, 5-1)

##	Player	tot-fg		3-pt		ft	fta	rebounds			pf	tp	a	to	blk	s	min
		fg	fga	fg	fga			of	de	tot							
04	Josh Whyte *	7	12	2	4	5	11	2	3	5	1	21	5	1	1	1	30
05	Blain Labranche *	1	2	1	1	0	0	0	0	0	1	3	2	2	0	0	8
08	Chris Dyck *	7	21	5	13	4	8	0	6	6	0	23	4	3	0	2	35
12	Bryson Kool *	3	6	0	0	0	0	1	0	1	5	6	1	0	0	0	18
14	Matt Rachar *	1	2	0	0	0	0	0	0	0	4	2	2	3	0	2	14
06	Akeem Pierre	0	0	0	0	2	2	0	1	1	3	2	0	0	0	1	7
07	Alex Murphy	0	0	0	0	0	0	0	0	0	0	0	2	0	0	0	14
09	Brent Malish	6	14	2	6	1	4	2	7	9	2	15	1	0	1	0	34
11	Kyle Watson	2	2	0	0	0	0	0	2	2	4	4	0	2	0	0	18
13	Graham Bath	0	0	0	0	0	0	0	0	0	0	0	0	0	0	0	4
15	Nathan Yu	0	2	0	1	0	0	0	0	0	2	0	0	1	0	1	9
16	Balraj Bains	0	1	0	0	0	0	1	1	2	4	0	0	0	1	0	9
TEAM								1									3
Totals.....		27	62	10	25	12	25	7	23	30	26	76	17	12	3	7	200

TOTAL FG%	1st Half: 11-30 36.7%	2nd Half: 16-32 50.0%	Game: 43.5%	DEADBALL
3-Pt. FG%	1st Half: 4-12 33.3%	2nd Half: 6-13 46.2%	Game: 40.0%	REBOUNDS
F Throw %	1st Half: 6-10 60.0%	2nd Half: 6-15 40.0%	Game: 48.0%	8,3

Officials: Mike Thomson, Steve Siebel, Mike Weiland; Technical fouls: Calgary-None. UBC-None. Attendance: 1985

Score by Periods	1st	2nd	3rd	4th	Total
Calgary	24	24	21	11	80
UBC	17	15	25	19	76

Canada West Semi-Final: Calgary vs. Trinity Western (Feb. 27, 2009 at War Memorial Gym, Vancouver, B.C.)

**HENRY'S ALL-CANADIAN NIGHT SENDS DINOS TO FINAL 8**

**VANCOUVER** – Henry Bekkering fell just short of a triple-double on Friday night as he combined with Robbie Sihota for 57 points to lead the Calgary Dinos to a 96-65 win over the Trinity Western Spartans in the first Canada West semifinal at War Memorial Gym.

The win vaults the Dinos back to the CIS Final 8 for the first time since 2004 and helps ease the memories of last season's heartbreaking defeat at home in the same game.

It was no secret heading into Friday's tilt that the battle of the bigs would be an important one, as Calgary's fifth-year second-team conference all-star Henry Bekkering was matched up against Trinity Western's Jacob Doerksen, the MVP of Canada West. But while Bekkering flirted with a triple-double and energized his side by making plays all over the court, Doerksen and the rest of the Spartans were held in check by Calgary's defence, and after outscoring Trinity Western 26-9 in the first quarter, the Dinos' lead was never really threatened all night.

"Henry is a focused competitor and it's his fifth year so he is playing with a lot of urgency," said Calgary coach Dan Vanhooren. "I think he is one of the best athletes in the nation by far, and when he plays well, he is hard to stop. He is definitely deserving of an all-star in this league and I'd nominate him for All-Canadian as well, because he played like one tonight."

Bekkering finished with a game-high 29 points to go along with nine rebounds, seven assists, and 35 minutes of tireless effort. He helped to cement the Dinos' lead in the first quarter when, after driving to the hoop and finishing with an authoritative dunk, he picked up a steal on the ensuing Spartans possession, carried the ball up court, and made a nice pass to find Sihota for an open three-pointer, putting Calgary up 22-5.

Sihota had a strong showing for the Dinos as well, picking up 28 points and six assists while shooting five-of-six from beyond the arc.

Doerksen picked up nine points in the second quarter for Trinity Western, as the Spartans put together some scoring runs and managed to cut into Calgary's lead in the second frame, but he was held to just four points in the first quarter and was held off the scoreboard entirely in the second half.

Doerksen's six rebounds led the Spartans on Friday, as they were out-rebounded by Calgary 45-30 in the contest. Jamie Vaughn led the offence with 18 points.

"We felt like we could get up and press them a little bit and cause some havoc, and make Doerksen have to handle the ball a bit," said Vanhooren. "That also took a lot of shot-clock time off so we only had to play defence against him for 14 or 15 seconds rather than a whole shot-clock so that was a big part of the reason why we did what we did. He is a great player and he showed that early because he still managed to get some good looks inside, and when he did, he scored.

"Robbie had a great night for us as well, and Tyler Fidler was excellent too, although he got into some foul trouble," he went on. "When we have three guys going like that it's pretty hard to stop us. I'm just so proud of this team, that we executed and did our thing. And of course we're excited to qualify for nationals, but we have to re-focus and get ready for tomorrow night's game."

The Dinos will play the winner of the UBC-Brandon semi-final for the Canada West title Saturday night at 7 p.m. local / 8 p.m. MT.

"We are going to enjoy this win for now and then I'll be up all night preparing," said Vanhooren. "It's not like we have had much luck against UBC in the past couple years, and last time we played Brandon we lost by a point or two as well so we will prepare equally for both and give them our best shot."



**VISITORS: Trinity Western (17-6, 2-4)**

##	Player	tot-fg		3-pt		ft		rebounds			pf	tp	a	to	blk	s	min
		fg	fga	fg	fga	ft	fta	of	de	tot							
01	Louis Hurd	2	6	2	6	0	0	2	1	3	5	6	1	0	0	0	18
05	Brian Banman	2	8	2	8	2	2	0	2	2	5	8	7	4	0	1	28
06	Jacob Doerksen	6	14	0	1	2	4	1	5	6	3	14	4	1	1	3	32
10	Jamie Vaughan	1	7	0	1	0	0	2	1	3	5	2	1	4	1	0	16
22	Jason Keegstra	8	11	2	3	0	0	1	2	3	3	18	1	3	1	1	20
07	Daniel Demian	1	2	0	1	0	0	0	0	0	0	2	2	1	0	1	8
08	Blair Hogg	1	2	1	1	0	0	0	1	1	0	3	1	0	0	0	6
09	Michael Brouwer	0	2	0	0	0	0	0	0	0	0	0	0	1	0	10	
12	Daniel Horner	1	6	0	2	0	0	1	2	3	2	2	0	0	0	13	
13	Ryan Froese	1	2	0	1	0	0	1	0	1	0	2	0	2	0	9	
14	Lance Verhoeff	1	2	0	0	3	4	1	3	4	3	5	0	1	1	18	
15	Matt Myers	1	4	1	4	0	0	0	0	0	1	3	0	0	1	22	
TEAM								1	3	4							
Totals.....		25	66	8	28	7	10	10	20	30	27	65	17	16	6	6	200

TOTAL FG%	1st Half: 11-31 35.5%	2nd Half: 14-35 40.0%	Game: 37.9%	DEADBALL
3-Pt. FG%	1st Half: 2-11 18.2%	2nd Half: 6-17 35.3%	Game: 28.6%	REBOUNDS
F Throw %	1st Half: 7-10 70.0%	2nd Half: 0-0 0.0%	Game: 70.0%	3

**HOME TEAM: Calgary (17-5, 3-0)**

##	Player	tot-fg		3-pt		ft		rebounds			pf	tp	a	to	blk	s	min
		fg	fga	fg	fga	ft	fta	of	de	tot							
13	Jamie McLeod	2	5	2	3	0	0	0	2	2	2	6	5	1	0	1	28
15	Henry Bekkering	10	20	0	3	9	15	4	5	9	2	29	7	2	1	1	35
24	Tyler Fidler	6	8	1	1	0	0	2	2	4	3	13	1	1	1	2	15
31	Robbie Sihota	8	16	5	6	7	8	3	3	6	2	28	0	1	1	0	30
33	Ross Bekkering	2	3	0	0	0	0	0	3	3	4	4	0	4	1	1	19
03	Tony Dhaliwal	0	1	0	1	0	0	0	0	0	0	0	0	0	0	2	
04	Lindsay Thouret	1	1	0	0	0	0	0	0	0	0	2	0	0	0	3	
05	Brennen Fule	0	0	0	0	0	0	0	0	0	0	0	0	0	1	5	
14	Jordan Flagel	0	1	0	0	0	0	0	0	0	0	0	1	0	0	2	
21	Dustin Reding	1	1	1	1	2	2	1	1	2	2	5	1	1	0	1	16
22	Andy Rochon	1	4	0	2	0	0	0	7	7	0	2	2	1	0	1	27
42	Dominyc Coward	3	5	0	0	1	2	2	5	7	3	7	0	2	1	0	18
Team								2	3	5				1			
Totals.....		34	65	9	17	19	27	14	31	45	18	96	17	14	5	8	200

TOTAL FG%	1st Half: 16-29 55.2%	2nd Half: 18-36 50.0%	Game: 52.3%	DEADBALL
3-Pt. FG%	1st Half: 5-8 62.5%	2nd Half: 4-9 44.4%	Game: 52.9%	REBOUNDS
F Throw %	1st Half: 8-12 66.7%	2nd Half: 11-15 73.3%	Game: 70.4%	5

Officials: Steve Siebel, Mike James, Neil Donnelly Technical fouls: Trinity Western-None. Calgary-None Attendance: 658

Score by Periods	1st	2nd	3rd	4th	Total
Trinity Western	9	22	19	15	65
Calgary	26	19	32	19	96

Central Division Final, Game 2: Alberta @ Calgary (Feb. 21, 2009 at Jack Simpson Gym, Calgary, Alta.)

FINAL FOUR AWAITS CENTRAL DIVISION CHAMPION DINOS

**CALGARY** – For the second straight season, the University of Calgary Dinos are Canada West's Central Division champions after an 82-78 victory over the Alberta Golden Bears Saturday. Calgary wins the best-of-three series 2-0 and heads to the Canada West Final Four next weekend on the West Coast.

Following Friday night's series-opening win, Calgary came out flying and opened up a 15-point lead after the first quarter – a lead they maintained throughout the night, despite a scare in the fourth quarter from a resurgent Alberta squad.

After combining for just 47 points in the first three quarters, the Bears exploded in the fourth to put up 31 points and cut Calgary's comfortable lead to just two with five seconds to play.

"We couldn't make a stop, what else can I say?" said Calgary head coach Dan Vanhooren of his team's defensive effort in the final 10 minutes. "We tried to make a stop, but every time they would hit a shot, it didn't matter. The good thing was that when we HAD to get a stop, we actually got one."

In the final game of his CIS career, Alberta forward Justin VanLoo wasn't about to go quietly. He sat for much of the night with foul trouble and had six points to go with four fouls in the first three quarters – but in the fourth he turned it up, putting up 13 points, including a long three to bring the Bears within two, and finished the night with 19. In addition to VanLoo, guard Neb Aleksic and head coach Don Horwood also left the gym for the last time – VanLoo and Aleksic after five years on the floor, Horwood after 26 years on the bench.

VanLoo's fourth-quarter heroics might have turned the tide to the green and gold had it not been for a monstrous first quarter by the sixth-ranked Calgary Dinos. Henry Bekkering led the parade with a monstrous breakaway flush in his final home game, scoring nine of his 15 points in the opening frame, while import freshman Andy Rochon hit back-to-back threes late to extend a nine-point lead into 15.

Rochon was a big part of a strong night for the Calgary bench. All 12 of the rookie's points came from behind the arc, while sophomore Dustin Reding had 11 big points on 4-for-5 shooting.

"Those guys were awesome," said Vanhooren. "Dustin has been a point-a-minute guy all year, and Andy Rochon was a killer against the zone. The two of them hit shots from the three-point line and caused them to have to change their defence, and that's big for us."

Ross Bekkering capped off his stellar weekend for the Dinos with a team-leading 18 points along with nine rebounds, shooting 67 per cent from the field. Henry added 15, while Robbie Sihota found himself in foul trouble early and played just 16 minutes, scoring eight points on the night. Tyler Fidler added nine.

Scoring for the Golden Bears came courtesy their typical spread-out offence. VanLoo's 19 led the way, followed by 16 from Harvey Bradford, 14 from Aleksic, and an even dozen from Scott Leigh. Calgary out-rebounded the visitors by a 45-32 margin.

After playing the Bears six times in conference and playoff competition, the Dinos escaped with four in the win column – and the tightness of the two games in this weekend series was beneficial to Calgary, according to the head coach.

"When you play teams six times, it's hard to beat them," said Vanhooren. "It was good that we got them twice and our guys were able to battle through some adversity. It's also good that the games were close, because it's not going to get any different the rest of the way."

The Final Four goes next weekend at UBC, when the Dinos will likely take on the Trinity Western Spartans in one semi-final, with UBC taking on the Great Plains champion in the other. The two semi-final winners will earn an automatic berth to the CIS Final 8 in Ottawa.



VISITORS: Alberta (13-9, 2-2)

##	Player	tot-fg		3-pt		ft		rebounds			pf	tp	a	to	blk	s	min	
		fg	fga	fg	fga	ft	fta	of	de	tot								
13	Scott Leigh	*	4	10	2	6	2	2	1	3	4	1	12	5	2	0	2	38
23	Harvey Bradford	*	6	11	0	0	4	6	4	2	6	3	16	6	1	0	0	35
30	Eric Casey	*	2	4	1	3	0	0	1	1	2	4	5	1	1	0	0	16
33	Sahr Saffa	*	0	1	0	1	0	0	0	1	1	4	0	0	2	0	0	9
34	Justin VanLoo	*	8	14	0	0	3	4	0	1	1	4	19	2	2	0	2	19
10	C.G. Morrison		3	9	1	4	0	0	0	1	1	4	7	4	0	0	1	25
22	Braydon Janzen		1	4	0	0	1	2	1	1	2	4	3	2	0	0	0	11
24	Neb Aleksic		5	10	2	6	2	3	0	2	2	1	14	1	4	0	3	29
32	Patrick Maloney		1	6	0	1	0	0	2	2	4	2	2	0	0	0	0	15
40	Matthew Cardoza		0	0	0	0	0	0	0	0	0	0	0	0	0	0	0	3
TEAM									4	5	9							
Totals.....			30	69	6	21	12	17	13	19	32	27	78	21	12	0	8	200

TOTAL FG%	1st Half: 12-33 36.4%	2nd Half: 18-36 50.0%	Game: 43.5%	DEADBALL
3-Pt. FG%	1st Half: 2-10 20.0%	2nd Half: 4-11 36.4%	Game: 28.6%	REBOUNDS
F Throw %	1st Half: 8-11 72.7%	2nd Half: 4-6 66.7%	Game: 70.6%	3

HOME TEAM: Calgary (17-5, 2-0)

##	Player	tot-fg		3-pt		ft		rebounds			pf	tp	a	to	blk	s	min	
		fg	fga	fg	fga	ft	fta	of	de	tot								
13	Jamie McLeod	*	1	5	0	3	3	4	1	1	2	2	5	6	2	0	0	31
15	Henry Bekkering	*	6	12	1	6	2	12	0	5	5	2	15	2	7	0	1	35
24	Tyler Fidler	*	3	12	2	6	1	2	2	2	4	4	9	2	2	0	2	22
31	Robbie Sihota	*	3	6	0	0	2	2	4	2	6	3	8	0	1	0	1	16
33	Ross Bekkering	*	6	9	0	1	6	6	4	5	9	0	18	4	0	3	1	37
05	Brennen Fule		0	1	0	1	0	2	0	1	1	0	0	1	1	0	0	6
21	Dustin Reding		4	5	2	2	1	1	2	1	3	3	11	0	0	1	0	19
22	Andy Rochon		4	6	4	5	0	0	1	1	2	1	12	2	2	0	0	17
42	Dominyc Coward		1	2	0	0	2	2	1	8	9	1	4	2	1	1	0	17
TEAM									1	3	4							
Totals.....			28	58	9	24	17	31	16	29	45	16	82	19	16	5	5	200

TOTAL FG%	1st Half: 12-26 46.2%	2nd Half: 16-32 50.0%	Game: 48.3%	DEADBALL
3-Pt. FG%	1st Half: 4-10 40.0%	2nd Half: 5-14 35.7%	Game: 37.5%	REBOUNDS
F Throw %	1st Half: 15-27 55.6%	2nd Half: 2-4 50.0%	Game: 54.8%	8

Officials: Morgan Monroe, Mike James, Doug Carter Technical fouls: Alberta-None. Calgary-Robbie Sihota. Attendance: 2347

Score by Periods	1st	2nd	3rd	4th	Total
Alberta	15	19	13	31	78
Calgary	30	13	17	22	82

Central Division Final, Game 1: Alberta @ Calgary (Feb. 21, 2009 at Jack Simpson Gym, Calgary, Alta.)

**BEKKERINGS BOND TO BOUNCE BEARS**

**CALGARY** –The fans in the Jack Simpson Gym were witness to a real Dutch treat as the brother combination of Ross and Henry Bekkering combined for 55 points to lead the sixth-ranked Calgary Dinos to a 91-85 victory over the Alberta Golden Bears in Game 1 of the Central Division Final.

Calgary leads the best-of-three series 1-0 and will look to close out their archrivals Saturday night, with tip-off for Game 2 at 7 p.m. MT.

In particular, Ross Bekkering, the fourth year younger brother, was simply magnificent. In just 26 minutes of work he went 12-for-14 from the field and 5-of-8 from the line for 29 points, along with 13 rebounds – seven of which came off the offensive glass. After leading the conference in field goal percentage during the regular season, Bekkering the younger shot a whopping 86 per cent in his first game of the post-season.

Older brother Henry, playing in the final home games of his varsity career, put up 26 points to nicely complement the offensive output of his brother.

The Dinos needed every one of those 55 points in their six-point win over a Bears squad that had already beaten their southern rivals twice this season and would not go away despite several double-digit disadvantages.

“Our defence needs to be a little more consistent, but I was pretty happy with the way we limited our turnovers tonight,” said Calgary coach Dan Vanhooren, who has his team within one win of a second straight trip to the Canada West Final Four. “We handled pressure well, and executed pretty well on offence, and defensively when we did what we were supposed to do, it worked.

“We need to stay on course and stay with the game plan. At times we got a little too creative tonight, but Ross and Henry had huge games for us and when those guys are going with the support of Tyler Fidler and Robbie Sihota, we’re pretty tough to beat.”

After Alberta took an early 25-23 lead following the first quarter, a dunk by Ross knotted it up at 31-31 early in the second. That sparked an 8-1 run for the Dinos, and they never trailed from that point. Calgary took a 41-36 lead into the half.

The lead stretched as high as 10 on several occasions, but the Dinos were unable to extend their advantage any further as the Bears continued to chip away.

“Our defence just has to stay more consistent so that when our offence is faltering we can maintain where we are,” said Vanhooren. “They did keep making it close, but then we’d go up 10 again and eight here and nine there, and it takes a lot of energy for teams to keep coming back like that.”

The one point where the Calgary offence did falter nearly gave the Bears back their lead early in the fourth quarter. Scott Leigh hit a jumper in the opening minute to cut the lead to just three for Calgary, and Neb Aleksic brought the visitors within one at 60-59. Fidler responded for the Dinos with a clutch trey and it was soon back up to a seven-point lead for the Dinos at 68-61.

The Bears, however, were not done. Four free throws and a rainmaker from Leigh later, the Bears had tied it up at 68-68. Again the Dinos had an answer, and a big three-ball by Dustin Reding put Calgary back in front with a comfortable margin for the remainder of the evening.

Physical play, a trademark of playoff basketball, made its appearance in the second half after a relatively calm first 20 minutes. The Dinos went to the line 27 times in the second half compared to just two in the first, and the 32 fouls called in the second half more than doubled the first half’s 15.

Fidler and Sihota complemented the Calgary offence with 12 points each, while Reding knocked down two rainbow threes in his seven minutes of action.

Aleksic had 25 to lead the way for the Golden Bears, with Justin VanLoo chipping in 19 and Leigh 11.

With the Dinos up one game to none, the situation becomes do-or-die for Alberta the rest of the way, with 26-year head coach Don Horwood’s career winding down – and Vanhooren knows a team on the ropes can be dangerous.

“Their lives are on the line now and they’ll play hard for Coach,” he said. “He’s on the ropes too right now, and it’s going to be a heck of a battle tomorrow.”



**VISITORS: Alberta (13-9, 2-1)**

##	Player	tot-fg		3-pt		ft	fta	rebounds		pf	tp	a	to	blk	s	min	
		fg	fga	fg	fga			of	de								tot
13	Scott Leigh	* 4	12	3	7	0	0	0	5	5	2	11	6	3	0	1	36
23	Harvey Bradford	* 2	11	0	2	4	7	4	9	13	3	8	1	2	1	1	38
30	Eric Casey	* 1	2	0	1	0	0	1	0	1	4	2	0	1	0	1	18
33	Sahr Saffa	* 3	7	1	4	0	0	3	1	4	0	7	2	0	1	1	13
34	Justin VanLoo	* 6	11	0	0	7	9	2	1	3	4	19	2	2	0	1	27
10	C.G. Morrison	2	8	0	3	1	1	0	2	2	4	5	4	1	0	1	31
22	Braydon Janzen	3	5	0	0	0	0	0	2	2	4	6	0	0	0	0	12
24	Neb Aleksic	7	14	2	5	9	11	2	3	5	2	25	2	1	0	1	22
32	Patrick Maloney	1	3	0	0	0	0	1	0	1	0	2	0	0	0	0	3
TEAM								6	2	8							
Totals.....		29	73	6	22	21	28	19	25	44	23	85	17	10	2	7	200

TOTAL FG%	1st Half: 15-38 39.5%	2nd Half: 14-35 40.0%	Game: 39.7%	DEADBALL
3-Pt. FG%	1st Half: 2-10 20.0%	2nd Half: 4-12 33.3%	Game: 27.3%	REBOUNDS
F Throw %	1st Half: 4-7 57.1%	2nd Half: 17-21 81.0%	Game: 75.0%	3

**HOME TEAM: Calgary (17-5, 1-0)**

##	Player	tot-fg		3-pt		ft	fta	rebounds		pf	tp	a	to	blk	s	min	
		fg	fga	fg	fga			of	de								tot
13	Jamie McLeod	* 1	8	0	6	2	2	1	3	4	4	4	5	0	0	1	29
15	Henry Bekkering	* 8	15	3	7	7	9	3	4	7	3	26	1	2	0	0	36
24	Tyler Fidler	* 5	14	1	4	1	5	4	3	7	2	12	5	4	1	2	37
31	Robbie Sihota	* 5	11	0	2	2	5	2	7	9	3	12	1	3	2	0	38
33	Ross Bekkering	* 12	14	0	1	5	8	7	6	13	4	29	1	1	2	0	26
04	Lindsay Thouret	0	0	0	0	0	0	0	0	0	1	0	0	1	0	0	2
21	Dustin Reding	2	4	2	3	0	0	0	0	2	6	0	1	0	0	0	7
22	Andy Rochon	0	2	0	2	0	0	0	1	1	3	0	0	1	0	0	14
42	Dominyc Coward	1	3	0	0	0	0	0	2	2	1	2	2	0	0	0	11
TEAM								1	3	4							
Totals.....		34	71	6	25	17	29	18	29	47	23	91	15	13	5	3	200

TOTAL FG%	1st Half: 19-35 54.3%	2nd Half: 15-36 41.7%	Game: 47.9%	DEADBALL
3-Pt. FG%	1st Half: 3-11 27.3%	2nd Half: 3-14 21.4%	Game: 24.0%	REBOUNDS
F Throw %	1st Half: 0-2 0.0%	2nd Half: 17-27 63.0%	Game: 58.6%	7

Officials: Troy Eagar, Morgan Munroe, Mike James Technical fouls: Alberta-Justin VanLoo. Calgary-None. Attendance: 1507

Score by Periods	1st	2nd	3rd	4th	Total
Alberta	25	11	16	33	85
Calgary	23	18	16	34	91

T-BIRDS TAKE BATTLE OF TOP TEAMS

**VANCOUVER** – The No. 3 ranked UBC Thunderbirds (19-2) disposed of the No. 5 ranked Calgary Dinos (16-4) 91-76 at War Memorial on Saturday in a game that lived up to its billing as a match-up between the top ranked teams in the Canada West.

The T-Birds formidable depth was on full display but not in their typical scoring by committee fashion. UBC was charged with 27 personal fouls, 14 of those in the first half, and were forced into using their depth to counter the foul trouble and Calgary's offensive firepower.

"We were picking up so many fouls, we had to go small ball for the first time all year and all of a sudden we are having to play our guards against their bigs," said UBC head coach Kevin Hanson.

On a night when the stars really came out to play, it was arguably a pair of T-Bird guards that shined the brightest. UBC's starting back court duo of Josh Whyte and Chris Dyck combined for 51 points, including 34 in the second half.

Whyte likely had his finest performance as a T-Bird finishing the game with 27 points, eight assists, six rebounds, four steals, and no turnovers.

Dyck, who stands 6-foot-3, started the game off in unfamiliar territory and was forced into guarding Calgary star and renowned high flyer Henry Bekkering, who measures in at 6-foot-6 and 235 pounds, for the majority of the first half.

That surprising assignment may have been the spark that Dyck needed coming off an 0-11 shooting performance against the lowly Lethbridge Pronghorns on Friday.

"Chris and I had a talk during the week and he said to me that he was concerned he wasn't putting up the numbers he thought he should be," said Hanson. "I told him that there would be a time for him to step up and at the half tonight, we asked him to get us going. After the performance he had last night, he just needed to hit one to get some confidence and that is what he did in the third quarter for us."

The T-Birds nursed a 35-30 lead at the half, an amazing feat considering their four natural post players had already picked up 10 fouls, and Dyck came out on fire, making four straight baskets to stretch the UBC lead to 46-34. He notched 14 points in the quarter and finished the game with 24.

The Dinos responded, however, and closed the lead to 60-52 at the end of the quarter. The visitors continued their comeback effort in the fourth, pulling to within four at 67-63 just over four minutes in but then it was Whyte who took over.

The third-year guard had 11 points in the final frame including a four-point play and then a three point-play gave UBC a 79-70 lead with 3:04 left.

Dyck got back into the mix with the proverbial dagger, hitting a three from the corner on a dish from Whyte with 1:27 left to put UBC up 84-71.

The T-Birds had just Dyck and Whyte hit double figures but nine other players registered on the score sheet.

Calgary was led by Bekkering's 25 points on 9-of-18 shooting. Robbie Sihota chipped in with 15 points and a game-high 12 rebounds and Ross Bekkering added 14 points and eight boards as the Dinos had just eight players score on the night.

Game Notes: Calgary ended the contest with 21 fouls but picked up eight in the fourth quarter...The Dinos led only once in the contest, by one in the first minute of the first quarter...Calgary shot 27-of-52 (51.9%) from the field, while UBC was 32-of-74 (43.2%)...Both sides made 17 free throws but UBC only had 21 (81%) attempts compared to 27 (63%) for the Dinos...UBC's Balraj Bains and Graham Bath combined for six points, three boards, and nine fouls in just 14 minutes of action.



**VISITORS: Calgary (16-4)**

##	Player	tot-fg		3-pt		ft	fta	rebounds			pf	tp	a	to	blk	s	min
		fg	fga	fg	fga			of	de	tot							
13	Jamie McLeod *	2	3	0	0	1	2	0	0	0	4	5	2	3	0	0	23
15	Henry Bekkering *	9	18	2	5	5	8	0	4	4	3	25	2	4	0	0	38
24	Tyler Fidler *	2	6	0	1	1	3	0	1	1	3	5	4	1	0	0	25
31	Robbie Sihota *	5	10	0	1	5	6	3	9	12	2	15	4	1	0	1	32
33	Ross Bekkering *	4	5	1	1	5	8	1	7	8	5	14	0	2	0	0	30
03	Tony Dhaliwal	0	0	0	0	0	0	0	0	0	0	0	1	0	0	1	6
04	Lindsay Thouret	0	1	0	0	0	0	0	0	0	1	0	0	0	0	0	5
05	Brennen Fule	0	0	0	0	0	0	0	0	0	0	0	0	0	0	0	0+
21	Dustin Reding	0	0	0	0	0	0	0	0	0	0	0	0	1	0	0	4
22	Andy Rochon	3	7	2	3	0	0	1	0	1	1	8	2	2	0	0	23
42	Dominyc Coward	2	2	0	0	0	0	0	4	4	2	4	1	2	1	0	14
	Team							1	3	4							
	Totals.....	27	52	5	11	17	27	6	28	34	21	76	16	16	1	2	200

TOTAL FG%	1st Half: 9-21 42.9%	2nd Half: 18-31 58.1%	Game: 51.9%	DEADBALL
3-Pt. FG%	1st Half: 1-3 33.3%	2nd Half: 4-8 50.0%	Game: 45.5%	REBOUNDS
F Throw %	1st Half: 11-16 68.8%	2nd Half: 6-11 54.5%	Game: 63.0%	5,3

**HOME TEAM: UBC (19-2)**

##	Player	tot-fg		3-pt		ft	fta	rebounds			pf	tp	a	to	blk	s	min
		fg	fga	fg	fga			of	de	tot							
04	Josh Whyte *	9	19	1	3	8	9	3	3	6	3	27	8	0	1	4	34
05	Blain Labranche *	3	8	1	5	2	2	0	0	0	3	9	1	1	0	0	23
08	Chris Dyck *	9	18	5	10	1	2	0	4	4	1	24	2	1	0	2	31
12	Bryson Kool *	2	5	0	0	0	0	3	5	8	4	4	0	1	0	0	19
14	Matt Rachar *	1	5	0	0	1	2	0	5	5	3	3	0	0	0	0	16
07	Alex Murphy	1	3	1	2	5	6	0	1	1	1	8	3	1	0	0	20
09	Brent Malish	1	6	1	4	0	0	0	2	2	2	3	0	1	0	0	25
10	Brett Leversage	1	1	0	0	0	0	0	0	0	0	2	1	1	0	0	5
13	Graham Bath	1	2	0	0	0	0	1	0	1	4	2	0	1	0	0	6
15	Nathan Yu	2	5	1	3	0	0	1	0	1	1	5	0	0	0	0	13
16	Balraj Bains	2	2	0	0	0	0	1	1	2	5	4	0	1	0	0	8
	TEAM							4	3	7							
	Totals.....	32	74	10	27	17	21	13	24	37	27	91	15	8	1	6	200

TOTAL FG%	1st Half: 14-36 38.9%	2nd Half: 18-38 47.4%	Game: 43.2%	DEADBALL
3-Pt. FG%	1st Half: 3-12 25.0%	2nd Half: 7-15 46.7%	Game: 37.0%	REBOUNDS
F Throw %	1st Half: 4-4 100%	2nd Half: 13-17 76.5%	Game: 81.0%	2

Officials: Mike Thomson, Trevor West, Jake Steinbrenner Technical fouls: Calgary-None. UBC-None. Attendance: 900

Score by Periods	1st	2nd	3rd	4th	Total
Calgary	13	17	22	24	76
UBC	16	19	25	31	91

Wesmen Classic: Calgary vs. Ottawa (Dec. 29, 2009 at Duckworth Centre, Winnipeg, Man.)

VISITORS: Calgary

##	Player	tot-fg		3-pt		ft	fta	rebounds			pf	tp	a	to	blk	s	min	
		fg	fga	fg	fga			of	de	tot								
13	Jamie McLeod *	2	3	0	0	1	2	0	0	0	4	5	2	3	0	0	23	
15	Henry Bekkering *	9	18	2	5	5	8	0	4	4	3	25	2	4	0	0	38	
24	Tyler Fidler *	2	6	0	1	1	3	0	1	1	3	5	4	1	0	0	25	
31	Robbie Sihota *	5	10	0	1	5	6	3	9	12	2	15	4	1	0	1	32	
33	Ross Bekkering *	4	5	1	1	5	8	1	7	8	5	14	0	2	0	0	30	
03	Tony Dhaliwal	0	0	0	0	0	0	0	0	0	0	0	1	0	0	1	6	
04	Lindsay Thouret	0	1	0	0	0	0	0	0	1	0	0	0	0	0	0	5	
05	Brennen Fule	0	0	0	0	0	0	0	0	0	0	0	0	0	0	0	0+	
21	Dustin Reding	0	0	0	0	0	0	0	0	0	0	0	1	0	0	0	4	
22	Andy Rochon	3	7	2	3	0	0	1	0	1	1	8	2	2	0	0	23	
42	Dominyc Coward	2	2	0	0	0	0	0	4	4	2	4	1	2	1	0	14	
TEAM																		
Totals.....		27	52	5	11	17	27	6	28	34	21	76	16	16	1	2	200	

TOTAL FG% 1st Half: 9-30 30.0% 2nd Half: 17-30 56.7%  
 3-Pt. FG% 1st Half: 3-9 33.3% 2nd Half: 5-7 71.4%  
 F Throw % 1st Half: 6-8 75.0% 2nd Half: 8-13 61.5%

Game: 43.3% DEADBALL  
 Game: 50.0% REBOUNDS  
 Game: 66.7% 6



HOME TEAM: Ottawa

##	Player	tot-fg		3-pt		ft	fta	rebounds			pf	tp	a	to	blk	s	min	
		fg	fga	fg	fga			of	de	tot								
03	Josh Gibson Bascombe*	6	18	1	7	4	4	4	5	9	1	17	6	1	1	0	39	
06	Jacob Gibson Bascombe*	1	6	0	2	0	0	0	2	2	1	2	4	0	0	0	18	
10	Warren Ward *	4	8	2	4	1	2	0	3	3	2	11	2	1	0	1	17	
12	Nemanja Baletic *	5	8	0	0	0	0	2	2	4	5	10	1	1	0	0	20	
15	Dax Dessureault *	4	9	0	0	2	2	0	1	1	4	10	1	1	0	2	31	
07	Donnie Gibson	0	3	0	2	0	0	3	1	4	2	0	2	1	0	0	23	
08	David Labentowicz	2	4	0	0	1	2	2	4	6	3	5	1	0	0	0	16	
11	Louis Gauthier	1	1	0	0	0	0	1	0	1	2	2	0	0	0	0	6	
22	Marvin Bazile	0	1	0	0	0	2	3	3	6	1	0	0	1	1	0	7	
23	Josh Wright	6	13	2	7	2	2	0	1	1	1	16	3	3	0	1	23	
TEAM																		
Totals.....		29	71	5	22	10	14	2	22	39	22	73	20	10	2	4	200	

TOTAL FG% 1st Half: 14-36 38.9% 2nd Half: 15-35 42.9%  
 3-Pt. FG% 1st Half: 2-10 20.0% 2nd Half: 3-12 25.0%  
 F Throw % 1st Half: 5-8 62.5% 2nd Half: 5-6 83.3%

Game: 40.8% DEADBALL  
 Game: 22.7% REBOUNDS  
 Game: 71.4% 2

Score by Periods	1st	2nd	3rd	4th	Total
Calgary	13	14	29	18	74
Ottawa	22	13	15	23	73

Graham Construction Shootout: Calgary vs. Windsor (Oct. 16, 2008 at Physical Activity Centre, Saskatoon, Sask.)

VISITORS: Calgary

##	Player	tot-fg		3-pt		ft	fta	rebounds			pf	tp	a	to	blk	s	min	
		fg	fga	fg	fga			of	de	tot								
13	Jamie McLeod *	5	9	3	4	0	2	2	5	7	3	13	2	0	0	1	29	
15	Henry Bekkering *	3	14	0	2	8	13	1	5	6	3	14	4	2	0	1	37	
24	Tyler Fidler *	4	8	1	1	9	11	1	2	3	5	18	2	5	0	3	29	
31	Robbie Sihota *	7	12	1	2	3	8	2	7	9	0	18	0	3	0	1	34	
33	Ross Bekkering *	3	7	0	0	3	3	0	3	3	3	9	0	3	0	1	24	
03	Tony Dhaliwal	0	0	0	0	0	0	0	0	0	1	0	0	0	0	0	7	
04	Lindsay Thouret	0	0	0	0	0	0	0	1	1	1	0	2	0	0	0	11	
14	Jordan Fligel	0	0	0	0	0	0	0	0	0	0	0	0	1	0	0	0	
21	Dustin Reding	0	0	0	0	0	0	0	1	1	0	0	0	1	0	0	1	
22	Andy Rochon	1	3	0	1	2	2	1	1	2	2	4	0	0	0	0	12	
42	Dominyc Coward	3	6	0	0	2	3	2	4	6	2	8	2	2	1	0	16	
TEAM																		
Totals.....		26	59	5	10	27	42	4	31	44	20	84	12	17	1	7	200	

TOTAL FG% 1st Half: 9-28 32.1% 2nd Half: 17-31 54.8%  
 3-Pt. FG% 1st Half: 2-5 40.0% 2nd Half: 3-5 60.0%  
 F Throw % 1st Half: 11-17 64.7% 2nd Half: 16-25 64.0%

Game: 44.1% DEADBALL  
 Game: 50.0% REBOUNDS  
 Game: 64.3% 9



HOME TEAM: Windsor

##	Player	tot-fg		3-pt		ft	fta	rebounds			pf	tp	a	to	blk	s	min	
		fg	fga	fg	fga			of	de	tot								
06	Cameron, Kevin *	8	13	2	4	1	4	1	4	5	3	19	1	2	0	3	29	
07	Surmacz, Greg *	5	13	0	1	0	0	1	5	6	1	10	0	4	0	1	29	
11	Kuon, Isaac *	1	5	0	2	0	0	0	4	4	5	2	3	1	0	2	21	
15	Smyth, Andre *	1	3	0	2	0	2	2	4	6	3	2	1	1	0	1	29	
20	Hardware, Monty *	6	11	3	5	3	3	0	1	1	3	18	0	3	0	1	25	
04	Ffrench, Ellis	0	1	0	1	0	0	0	0	0	0	0	0	2	0	0	6	
08	Carey, Tyler	0	0	0	0	0	0	0	0	0	2	0	0	0	0	0	2	
09	Johnson-Tyghter, Nig 4	6	0	0	0	4	4	0	4	4	8	0	1	0	0	21		
13	Handsor, Matt	4	7	4	7	0	0	0	1	1	1	12	0	3	0	0	13	
14	Woldu, John	0	1	0	1	0	0	0	1	1	0	0	3	0	0	1	12	
21	Priolo, Steve	0	2	0	0	0	0	0	0	0	3	0	2	0	0	0	6	
23	Allin, Conor	0	1	0	1	0	0	0	0	0	1	0	2	0	0	1	8	
TEAM																		
Totals.....		29	63	9	24	4	13	9	25	34	26	71	12	17	0	10	200	

TOTAL FG% 1st Half: 15-30 50.0% 2nd Half: 14-33 42.4%  
 3-Pt. FG% 1st Half: 7-14 50.0% 2nd Half: 2-10 20.0%  
 F Throw % 1st Half: 1-3 33.3% 2nd Half: 3-10 30.0%

Game: 46.0% DEADBALL  
 Game: 37.5% REBOUNDS  
 Game: 30.8% 4

Score by Periods	1st	2nd	3rd	4th	Total
Calgary	17	14	21	32	84
Windsor	17	21	19	14	71

**ALL-TIME CALGARY CIS AWARD WINNERS**

**MIKE MOSER TROPHY**  
*CIS Player of the Year*


- 1982 Karl Tilleman
- 1983 Karl Tilleman
- 1996 Richard Bohne

**ALL-CANADIANS**

- 1976 Tom Bishop (1<sup>st</sup> team)
- 1981 Karl Tilleman (1<sup>st</sup> team)
- 1982 Karl Tilleman (1<sup>st</sup> team)
- 1983 Karl Tilleman (1<sup>st</sup> team)
- 1984 Karl Tilleman (1<sup>st</sup> team)
- 1985 John Rhodin (2<sup>nd</sup> team)
- 1989 John Vigna (2<sup>nd</sup> team)
- 1990 Brian Masikewich (2<sup>nd</sup> team)
- 1992 Ian Minnifee (2<sup>nd</sup> team)
- 1994 Richard Bohne (2<sup>nd</sup> team)
- 1995 Richard Bohne (1<sup>st</sup> team)
- 1996 Richard Bohne (1<sup>st</sup> team)
- 1997 Navi Sekhon (2<sup>nd</sup> team)
- 2004 John Riad (2<sup>nd</sup> team)

**CIS ALL-ROOKIE TEAM**

- 1996 Josh Goertzen
- 2008 Tyler Fidler



**KARL TILLEMANN**  
*1982, 1983 CIAU Player of the Year*



**KING KARL – THE GREATEST DINO**

Karl Tilleman was voted the greatest student-athlete in history at the University of Calgary during the 2006-07 40<sup>th</sup> Anniversary Season. After accepting the honour at the 40<sup>th</sup> Annual Night of the Dino, Tilleman presented his Denver Nuggets jersey to Dinos head coach Dan Vanhooren.





# PLAYER PROFILES



# Henry 15 BEKKERING

**DOB** November 26, 1985    **Height** 6'6"    **Weight** 235    **Position** Forward  
**Hometown** Taber, Alta.    **High School** W.R. Meyers  
**Faculty** Social Sciences (History)  
**Last Team** Eastern Washington Univ.    **Year** 5

**2008-09:** Finished fourth in Canada West scoring with 20.2 points per game...tied with Robbie Sihota for team lead in points (364), despite missing four games with a neck injury midway through the year...led the team in average minutes with 31.4...named a second team Canada West all-star...scored career high 41 points at Alberta Feb. 6, 2009, the largest single-game total for a Dino since 1997 (Navi Sekhon, 53)...twice named Canada West male athlete of the week: Nov. 24, 2008 after sweep of Saskatchewan, and Feb. 7, 2009 after 71-point weekend at Alberta...fell just short of a triple-double in Calgary's 96-65 semi-final win over Trinity Western with 29 points, nine rebounds, and seven assists...named to all-tournament team at pre-season Graham Construction Shootout in Saskatoon...

**2007-08:** Joined the Dinos after sitting out a year due to the transfer rule...led Canada West in scoring with 463 points...averaged 21 points per game...named a second team conference all-star...scored 39 points Jan. 11, 2008 vs. Lethbridge, the highest single-game total for the Dinos since 1994...appeared in *Sports Illustrated's* feature on the history of the slam dunk...also appeared on *Canada AM*...

**Before UC:** Spent two seasons at Eastern Washington Univ. in NCAA Division I...became an internet phenomenon in 2002 when footage of him at a high school dunk competition began to make the rounds online...was number 39 in the Best Damn Sports Show's Top 50 Dunks of all time...averaged nearly 35 points and 10 rebounds per game at W.R. Meyers High School in Taber, Alta...named Alberta high school player of the year in 2002...

**Personal:** Parents Simon and Joanne...full name Hendrik Bekkering...has no middle name...fourth sibling to play basketball at UC (brother Ross, sisters Anna and Cory)...younger sister Janelle is a member of the junior national team and plays Division I basketball at Gonzaga...also played football at Eastern Washington as a kicker...used first year of CIS eligibility with EWU football...was a fifth round (35th overall) draft pick of the Calgary Stampeders in the 2007 CFL draft...attended Stamps' training camp in 2007...works with Catholic Family Services mentoring and working with people with disabilities...studying history in the Faculty of Social Sciences...

**2008-09 Game Highs – Henry Bekkering**

Points	41	at Alberta (02/06/09)
	31	vs Minot State (12/28/08)
	31	MONTANA (08/30/08)
	30	at Alberta (02/07/09)
	30	at Saskatchewan (11/22/08)
FG Made	15	at Alberta (02/06/09)
	12	at Lethbridge (01/16/09)
FG Attempts	24	at Alberta (02/06/09)
	22	at Lethbridge (01/16/09)
FG Pct	.818 (9-11)	LETHBRIDGE (11/15/08)
	.733 (11-15)	vs Minot State (12/28/08)
3-Pt FG Made	4	at Saskatchewan (11/22/08)
	4	at Saskatchewan (11/21/08)
3-Pt FG Att	8	at UBC (02/28/09)
	7	ALBERTA (02/20/09)
	7	at Alberta (02/07/09)
	7	at Saskatchewan (11/22/08)
	7	at Winnipeg (10/25/08)
3-Pt FG Pct	.667 (4-6)	at Saskatchewan (11/21/08)
	.667 (2-3)	LETHBRIDGE (11/15/08)
FT Made	10	at Alberta (02/07/09)
	10	MONTANA (09/01/08)
	10	MONTANA (08/30/08)
FT Att	15	vs Trinity Western (02/27/09)
	15	MONTANA (08/30/08)
FT Pct	1.000 (4-4)	at Saskatchewan (11/21/08)
	1.000 (3-3)	BRANDON (11/07/08)
Rebounds	11	at Manitoba (10/24/08)
	10	SIMON FRASER (01/23/09)
Assists	7	vs Trinity Western (02/27/09)
	7	at Saskatchewan (11/22/08)
Steals	6	at Saskatchewan (10/17/08)
Blocked Shots	2	at Lethbridge (01/17/09)
	2	LETHBRIDGE (11/14/08)
	2	at Winnipeg (10/25/08)
Fouls	4	vs Ottawa (12/29/08)
	4	at Winnipeg (10/25/08)
MINUTES	39	MONTANA (09/01/08)
	38	at Alberta (02/07/09)
	38	at UBC (01/31/09)

**CAREER STATS – Henry Bekkering** (Conference games)

*\*Spent 2004-05 and 2005-06 seasons with Eastern Washington University (NCAA)*

Year	GP	GS	Min	Avg	Total			3-Point			Rebounds			PF	FO	Ast	TO	Blk	Stl	Pts	Avg				
					FG	FGA	Pct	FG	FGA	Pct	Off	Def	Tot									Avg			
*2004-05	22	--	--	--	35	92	.380	7	27	.259	32	46	.744	--	--	14	--	1	7	109	5.0				
*2005-06	20	--	--	--	27	50	.540	0	4	.000	24	29	.828	--	--	15	--	10	2	78	3.9				
2007-08	22	22	629	28.6	174	338	.515	22	58	.379	93	145	.641	67	78	145	6.6	50	2	26	60	8	30	463	21.0
2008-09	18	18	565	31.4	126	266	.474	30	81	.370	82	121	.678	37	82	119	6.6	37	0	48	55	9	16	364	20.2
<b>TOTAL</b>	<b>40</b>	<b>40</b>	<b>1194</b>	<b>29.9</b>	<b>300</b>	<b>604</b>	<b>.497</b>	<b>52</b>	<b>139</b>	<b>.374</b>	<b>175</b>	<b>266</b>	<b>.658</b>	<b>104</b>	<b>160</b>	<b>264</b>	<b>6.6</b>	<b>87</b>	<b>2</b>	<b>74</b>	<b>115</b>	<b>17</b>	<b>46</b>	<b>827</b>	<b>20.7</b>

(UC Career only)





# ROSS BEKKERING 33

**DOB** August 19, 1987 **Height** 6'8" **Weight** 240 **Position** Forward  
**Hometown** Taber, Alta. **High School** W.R. Meyers  
**Faculty** Haskayne School of Business  
**Last Team** Team Canada (Universiade 2007) **Year** 4

**2008-09:** Became the University of Calgary's all-time leading rebounder Jan. 17, 2009 with 13 boards in the Dinos' 88-75 win at Lethbridge, surpassing Chris Wright's career total of 681...had the second best rebounding season in program history with 228, averaging 10.4 per game...second in the conference in total rebounds (10.4 per game) and defensive rebounds (7.0 per game)...recorded double-doubles in 12 of the team's 22 conference games...averaged a double-double over the season with 15.4 points and 10.4 boards...named a first team Canada West all-star...his five highest scoring games came against teams inside the Central Division...scored a season-high 29 in Game 1 of the Central Division Final vs. Alberta...led Canada West in field goal percentage (.570)...fourth in the conference in blocks (29 total, 1.3 per game)...Dinos-Den Athlete of the Week Nov. 17, 2009 after two-game sweep of Lethbridge...Dinos-Den Athlete of the Week Feb. 22, 2009 after two-game sweep of Alberta in the playoffs...named tournament MVP at pre-season Graham Construction Shootout at Saskatoon...

**2007-08:** Top rebounder in the conference with 11.5 per game (195 total)...scored 12.2 points per game...missed five games late in the season with an ankle injury...

**2006-07:** Increased production by nearly two points per game (13.2)...fourth-best rebounder in Canada West...walk-on to the national team tryouts...earned a spot on Team Canada at the 2007 Summer Universiade in Bangkok, Thailand...the first Dino to do so since Richard Bohne in the mid-1990s...

**2005-06:** One of the top rookies in CIS, averaging 11.3 points and 7.7 rebounds per game...finished fourth in conference rebounding...started every conference game...recorded four double-doubles...fifth in blocked shots with 21...finalist for UC rookie of the year award...

**Before UC:** Averaged 27 points per game at W.R. Meyers High School in Taber, Alta...earned numerous MVP and tournament all-star awards...recruited by several schools in Canada West before choosing Calgary...

**Personal:** Parents Simon and Joanne...the third of four siblings to play basketball at UC (brother Henry, sisters Anna and Cory)...younger sister Janelle is a member of the junior national team and plays Division I basketball at Gonzaga...


**2008-09 Game Highs – Ross Bekkering**

Points	29	ALBERTA (02/20/09)
	29	vs Lethbridge (10/18/08)
	25	at Lethbridge (01/17/09)
	24	ALBERTA (01/02/09)
	22	at Saskatchewan (11/22/08)
FG Made	12	ALBERTA (02/20/09)
	10	vs Lethbridge (10/18/08)
FG Attempts	15	at Lethbridge (01/16/09)
	14	ALBERTA (02/20/09)
FG Pct	.909 (10-11)	vs Lethbridge (10/18/08)
	.857 (12-14)	ALBERTA (02/20/09)
3-Pt FG Made	3	vs Lethbridge (10/18/08)
3-Pt FG Att	4	vs Brandon (12/30/08)
3-Pt FG Pct	1.000 (3-3)	vs Lethbridge (10/18/08)
	.667 (2-3)	SASKATCHEWAN (01/09/09)
	.667 (2-3)	at Saskatchewan (11/22/08)
FT Made	13	ALBERTA (01/02/09)
	12	vs Minot State (12/28/08)
FT Att	15	ALBERTA (01/02/09)
FT Pct	1.000 (8-8)	vs Brandon (12/30/08)
	1.000 (6-6)	ALBERTA (02/21/09)
	1.000 (5-5)	SASKATCHEWAN (01/09/09)
	1.000 (3-3)	vs Windsor (10/16/08)
Rebounds	17	ALBERTA (01/02/09)
	14	at UBC (02/28/09)
	14	BRANDON (11/07/08)
Assists	5	at Victoria (01/30/08)
	5	vs Brandon (12/30/08)
	5	vs Minot State (12/28/08)
	5	BRANDON (11/07/08)
Steals	4	vs Lethbridge (10/18/08)
	3	at Victoria (01/30/08)
	3	BRANDON (11/07/08)
Blocked Shots	4	SASKATCHEWAN (01/09/09)
	4	vs Ottawa (12/29/08)
Fouls	5	at UBC (01/31/09)
	5	ALBERTA (01/03/09)
	5	at Carroll College (12/06/08)
	5	at Carroll College (12/05/08)
MINUTES	37	ALBERTA (02/21/09)
	37	vs Minot State (12/28/08)

**CAREER STATS – Ross Bekkering (Conference games)**

Year	GP	GS	Min	Total			3-Point			Rebounds			PF	FO	Ast	TO	Blk	Stl	Pts	Avg					
				FG	FGA	Pct	FG	FGA	Pct	Off	Def	Tot									Avg				
2005-06	20	19	515	25.8	65	131	.496	8	24	.333	88	113	.779	48	106	154	7.7	67	5	17	49	21	24	226	11.3
2006-07	22	19	607	27.6	88	178	.494	14	35	.400	101	157	.643	61	106	167	7.6	65	3	21	62	20	23	291	13.2
2007-08	17	17	459	27.0	60	127	.472	9	20	.450	79	107	.738	56	139	195	11.5	43	0	29	49	23	23	208	12.2
2008-09	22	22	650	29.5	110	193	.570	8	25	.320	110	155	.710	75	153	228	10.4	53	2	44	78	29	22	338	15.4
<b>TOTAL</b>	<b>81</b>	<b>77</b>	<b>2231</b>	<b>27.5</b>	<b>323</b>	<b>629</b>	<b>.514</b>	<b>39</b>	<b>104</b>	<b>.375</b>	<b>378</b>	<b>532</b>	<b>.711</b>	<b>240</b>	<b>504</b>	<b>744</b>	<b>9.2</b>	<b>228</b>	<b>10</b>	<b>111</b>	<b>238</b>	<b>93</b>	<b>92</b>	<b>1063</b>	<b>13.1</b>





# Dominyc COWARD 42

**DOB** July 26, 1990 **Height** 6'6" **Weight** 220 **Position** Forward  
**Hometown** Airdrie, Alta. **High School** Bert Church  
**Faculty** Open Studies  
**Last Team** Bert Church HS **Year** 1

**2008-09:** Sixth man for the majority of the season...appeared in 20 of 22 conference games, averaging 14.1 minutes per game...broke double digits in scoring five times on the year, including the conference final against UBC, where he scored 11 in 19 minutes on the floor...

**Before UC:** Consensus top player graduating from Alberta high schools in 2008...starred for the U17 provincial team in 2007, earning tournament all-star honours...Bert Church's male athlete of the year in 2007-08...received several scholarship offers in the NCAA...

**Personal:** Parents Cephas and Jennifer...full name Dominyc James Coward...enjoys music and writing...hopes to play pro basketball...

**2008-09 Game Highs – Dominyc Coward**

Points	13	SASKATCHEWAN (01/09/09)
	12	SASKATCHEWAN (01/10/09)
	11	at UBC (02/28/09)
	11	at Carroll College (12/06/08)
	10	at Fraser Valley (10/31/08)
FG Made	6	SASKATCHEWAN (01/10/09)
	5	at UBC (02/28/09)
FG Attempts	9	SASKATCHEWAN (01/10/09)
	7	TRINITY WESTERN (01/24/09)
	7	at Thompson Rivers (11/01/08)
	7	at Fraser Valley (10/31/08)
FG Pct	.833 (5-6)	at UBC (02/28/09)
	.667 (6-9)	SASKATCHEWAN (01/10/09)
3-Pt FG Made	1	SIMON FRASER (01/23/09)
3-Pt FG Att	1	TRINITY WESTERN (01/24/09)
	1	SIMON FRASER (01/23/09)
	1	vs Ottawa (12/29/08)
	1	at Saskatchewan (11/21/08)
FT Made	5	SASKATCHEWAN (01/09/09)
	5	at Carroll College (12/06/08)
FT Att	8	SASKATCHEWAN (01/09/09)
	6	TRINITY WESTERN (01/24/09)
	6	at Carroll College (12/06/08)
FT Pct	.833 (5-6)	at Carroll College (12/06/08)
	.750 (3-4)	REGINA (11/08/08)
Rebounds	9	ALBERTA (02/21/09)
	7	vs Trinity Western (02/27/09)
	7	SASKATCHEWAN (01/09/09)
	7	at Saskatchewan (11/21/08)
Assists	3	vs Brandon (12/30/08)
Steals	3	SASKATCHEWAN (01/09/09)
	2	SIMON FRASER (01/23/09)
	2	at Carroll College (12/06/08)
	2	REGINA (11/08/08)
	2	at Fraser Valley (10/31/08)
	2	at Saskatchewan (10/17/08)
Blocked Shots	2	ALBERTA (01/02/09)
Fouls	5	SIMON FRASER (01/23/09)
	5	at Carroll College (12/05/08)
MINUTES	29	at Carroll College (12/06/08)
	25	at Saskatchewan (10/17/08)



**CAREER STATS – Dominyc Coward (Conference games)**

Year	GP	GS	Min	Avg	Total			3-Point			FT	FTA	Pct	Rebounds			PF	FO	Ast	TO	Blk	Stl	Pts	Avg	
					FG	FGA	Pct	FG	FGA	Pct				Off	Def	Tot									Avg
2008-09	20	0	282	14.1	50	85	.588	1	3	.333	26	43	.605	21	50	71	3.6	50	1	15	30	10	13	127	6.4
TOTAL	20	0	282	14.1	50	85	.588	1	3	.333	26	43	.605	21	50	71	3.6	50	1	15	30	10	13	127	6.4



CALGARY HER...

CALGARY

24

T-K-1000  
DEER CHANNEL DESIGN  
SPALDING

doctore  
...  
...  
...



# Trevor DEBOLT 20

**DOB** January 3, 1991 **Height** 6'3" **Weight** 175 **Position** Guard  
**Hometown** Calgary, Alta. **High School** Sir Winston Churchill  
**Faculty** Fine Arts  
**Last Team** Sir Winston Churchill HS **Year** 1

**2008-09:** Appeared in nine of 22 conference games...seven of nine games were on the road...season-high 10 minutes against Thompson Rivers on the road...

**Before UC:** Won a city championship with the Churchill Bulldogs...team MVP in 2008...four-year veteran of various provincial teams...recovered from a broken wrist to play in the national championships in 2005...

**2008-09 Game Highs – Trevor Debolt**

Points	5	at Fraser Valley (10/31/08)
	4	at Saskatchewan (11/21/08)
	3	at Thompson Rivers (11/01/08)
FG Made	2	at Saskatchewan (11/21/08)
	2	at Fraser Valley (10/31/08)
FG Attempts	4	at Saskatchewan (11/21/08)
	3	at Fraser Valley (10/31/08)
3-Pt FG Made	1	at Thompson Rivers (11/01/08)
	1	at Fraser Valley (10/31/08)
3-Pt FG Att	2	at Saskatchewan (11/21/08)
	2	at Fraser Valley (10/31/08)
Rebounds	1	at Saskatchewan (11/21/08)
	1	at Fraser Valley (10/31/08)
Assists	2	at Saskatchewan (11/21/08)
	2	at Thompson Rivers (11/01/08)
Steals	2	at Saskatchewan (11/21/08)
	1	at Thompson Rivers (11/01/08)
Fouls	1	at Saskatchewan (10/17/08)
MINUTES	10	at Thompson Rivers (11/01/08)
	7	at Saskatchewan (11/21/08)

**Personal:** Parents Michael and Sandy...full name Trevor James Debolt...hopes to become an architect...has been playing basketball since age four...



**CAREER STATS – Trevor Debolt (Conference games)**

Year	GP	GS	Min	Avg	Total			3-Point			FT	FTA	Pct	Rebounds				PF	FO	Ast	TO	Blk	Stl	Pts	Avg
					FG	FGA	Pct	FG	FGA	Pct				Off	Def	Tot	Avg								
2008-09	9	0	39	4.3	5	11	.455	2	7	.286	0	0	.000	0	2	2	0.2	0	0	7	2	0	3	12	1.3
TOTAL	9	0	39	4.3	5	11	.455	2	7	.286	0	0	.000	0	2	2	0.2	0	0	7	2	0	3	12	1.3



SPALDING  
1000

CALGARY  
20

Dill  
UNIVERSITY  
SPALDING



# Tony DHALIWAL 3

**DOB** August 30, 1987 **Height** 6'3" **Weight** 190 **Position** Point Guard  
**Hometown** Abbotsford, B.C. **High School** Rick Hanson  
**Faculty** Social Sciences  
**Last Team** Rick Hanson HS **Year** 3

**2008-09:** Returned to the team after a one-year absence...split backup duties at the point guard spot with Andy Rochon and Brennen Fule...started one conference game, Oct. 31, 2008 at Fraser Valley...averaged just under six minutes per game

**2007-08:** Sat out the season after returning to the Vancouver area for personal reasons...

**2006-07:** Dressed for 19 regular season games...averaged 7.4 minutes per game...scored 39 points...

**2005-06:** Dressed for 10 regular season games after redshirting for the first semester...averaged 8.1 minutes per game, scoring 24 points...

**Before UC:** Played at Rick Hansen Secondary in Abbotsford...teammate of CIS rookie of the year Jacob Doerksen, now with Trinity Western...won numerous all-star awards during his high school career...

**Personal:** Parents Boota and Nachattor...full tame Tejinder Dhaliwal...

**2008-09 Game Highs – Tony Dhaliwal**

Points	3	at Saskatchewan (11/21/08)
	3	at Thompson Rivers (11/01/08)
	3	at Fraser Valley (10/31/08)
	2	SASKATCHEWAN (01/10/09)
	2	ALBERTA (01/03/09)
	2	ALBERTA (01/02/09)
	2	vs Minot State (12/28/08)
	2	at Saskatchewan (10/17/08)
FG Made	1	SASKATCHEWAN (01/10/09)
	1	ALBERTA (01/03/09)
	1	ALBERTA (01/02/09)
	1	vs Minot State (12/28/08)
	1	at Saskatchewan (11/21/08)
	1	at Thompson Rivers (11/01/08)
	1	at Fraser Valley (10/31/08)
FG Attempts	5	at Thompson Rivers (11/01/08)
	4	at Fraser Valley (10/31/08)
3-Pt FG Made	1	at Saskatchewan (11/21/08)
	1	at Thompson Rivers (11/01/08)
	1	at Fraser Valley (10/31/08)
3-Pt FG Att	3	at Saskatchewan (11/21/08)
	3	at Thompson Rivers (11/01/08)
	3	at Fraser Valley (10/31/08)
FT Made	2	at Saskatchewan (10/17/08)
	1	at Alberta (02/07/09)
	1	at Manitoba (10/24/08)
FT Att	2	at Alberta (02/07/09)
	2	at Manitoba (10/24/08)
	2	at Saskatchewan (10/17/08)
Rebounds	3	SASKATCHEWAN (01/10/09)
	3	at Thompson Rivers (11/01/08)
	3	at Fraser Valley (10/31/08)
Assists	2	at Alberta (02/06/09)
	2	ALBERTA (01/02/09)
Steals	2	ALBERTA (01/02/09)
	2	at Saskatchewan (10/17/08)
Fouls	2	at Fraser Valley (10/31/08)
MINUTES	14	at Thompson Rivers (11/01/08)
	14	MONTANA (08/30/08)



**CAREER STATS – Tony Dhaliwal (Conference games)**

Year	GP	GS	Min	Avg	Total			3-Point			FT	FTA	Pct	Rebounds			PF	FO	Ast	TO	Blk	Stl	Pts	Avg	
					FG	FGA	Pct	FG	FGA	Pct				Off	Def	Tot									Avg
2005-06	10	0	81	8.1	9	14	.643	3	7	.429	3	8	.375	2	6	8	0.8	7	0	14	13	0	1	24	2.4
2006-07	19	1	140	7.4	9	24	.375	5	13	.385	16	26	.615	0	13	13	0.7	17	0	21	13	0	3	39	2.1
2008-09	20	1	114	5.7	6	25	.240	3	16	.188	2	4	.500	5	11	16	0.8	6	0	12	12	0	5	17	0.9
<b>TOTAL</b>	<b>49</b>	<b>2</b>	<b>335</b>	<b>6.8</b>	<b>24</b>	<b>63</b>	<b>.381</b>	<b>11</b>	<b>36</b>	<b>.306</b>	<b>21</b>	<b>38</b>	<b>.553</b>	<b>7</b>	<b>30</b>	<b>37</b>	<b>0.8</b>	<b>30</b>	<b>0</b>	<b>47</b>	<b>38</b>	<b>1</b>	<b>9</b>	<b>80</b>	<b>1.6</b>





# Tyler FIDLER

24

**DOB** April 13, 1989 **Height** 6'9" **Weight** 205 **Position** Guard  
**Hometown** Calgary, Alta. **High School** Western Canada  
**Faculty** Communication & Culture  
**Last Team** Western Canada HS **Year** 2

**2008-09:** Started all 22 conference games at the shooting guard spot...averaged 28.5 minutes per game...had a career-high 27 points against Saskatchewan Jan. 10 with Henry Bekkering sitting out with a neck injury...named Dinos-Den Athlete of the week Jan. 11, 2009...led the team with a .820 free throw percentage...led team with .410 three-point average (players with 15+ attempts)...one of four Dinos to crack the 300-point barrier on the season with 305, averaging just under 14 points per game...one double-double on the season at home to Lethbridge Nov. 14, 2008 (18 points, 10 rebounds)...

**2007-08:** Averaged 9.9 points per game in 21.7 minutes off the bench...hauled in 88 rebounds...named Canada West rookie of the year, the first Dino in a decade to do so...landed on the CIS all-rookie team...named the UC male rookie of the year...

**Before UC:** Led Western Canada to 2007 city championship...lost in provincial quarterfinal, despite scoring 52 points...averaged a triple-double in his senior year...team MVP in 2007...member of the Alberta U17 team in 2005 and 2006...member of the national U17 team in 2005...widely recruited across Canada West and the U.S., electing to stay home and play for the Dinos...

**Personal:** Parents Daryl and Karen...full name Tyler James Fidler...communication and culture student...

**2008-09 Game Highs – Tyler Fidler**

Points	27	SASKATCHEWAN (01/10/09)
	24	MONTANA (08/30/08)
	23	REGINA (11/08/08)
	19	MONTANA (09/01/08)
	18	at Saskatchewan (11/22/08)
	18	at Saskatchewan (11/21/08)
	18	LETHBRIDGE (11/14/08)
	18	BRANDON (11/07/08)
	18	vs Windsor (10/16/08)
FG Made	9	SASKATCHEWAN (01/10/09)
	7	BRANDON (11/07/08)
	7	MONTANA (09/01/08)
FG Attempts	16	ALBERTA (01/03/09)
	16	LETHBRIDGE (11/14/08)
FG Pct	.750 (6-8)	vs Trinity Western (02/27/09)
	.750 (6-8)	at Lethbridge (01/16/09)
3-Pt FG Made	4	SASKATCHEWAN (01/10/09)
3-Pt FG Att	7	BRANDON (11/07/08)
	7	at Thompson Rivers (11/01/08)
3-Pt FG Pct	1.000 (2-2)	at Winnipeg (10/25/08)
	.750 (3-4)	vs Ottawa (12/29/08)
FT Made	12	REGINA (11/08/08)
	10	MONTANA (08/30/08)
FT Att	15	REGINA (11/08/08)
	12	MONTANA (08/30/08)
FT Pct	1.000 (8-8)	at Saskatchewan (11/21/08)
	1.000 (4-4)	at Lethbridge (01/16/09)
	1.000 (4-4)	vs Minot State (12/28/08)
	1.000 (4-4)	MONTANA (09/01/08)
	1.000 (3-3)	at Alberta (02/06/09)
	1.000 (3-3)	ALBERTA (01/03/09)
Rebounds	10	LETHBRIDGE (11/14/08)
	9	SASKATCHEWAN (01/09/09)
Assists	6	at Alberta (02/07/09)
	5	ALBERTA (02/20/09)
Steals	4	at Victoria (01/30/08)
	4	at Saskatchewan (10/17/08)
Blocked Shots	3	REGINA (11/08/08)
Fouls	5	vs Windsor (10/16/08)
MINUTES	39	at Alberta (02/07/09)
	37	ALBERTA (02/20/09)
	37	MONTANA (09/01/08)



**CAREER STATS – Tyler Fidler (Conference games)**

Year	GP	GS	Min	Total			3-Point			FT			Rebounds			PF	FO	Ast	TO	Blk	Stl	Pts	Avg		
				Avg	FG	FGA	Pct	FG	FGA	Pct	FT	FTA	Pct	Off	Def									Tot	Avg
2007-08	22	4	477	21.7	76	176	.432	26	76	.342	39	63	.619	27	61	88	4.0	43	0	36	48	21	41	217	9.9
2008-09	22	22	627	28.5	100	204	.490	32	78	.410	73	89	.820	19	86	105	4.8	53	0	57	58	18	39	305	13.9
<b>TOTAL</b>	<b>44</b>	<b>26</b>	<b>1104</b>	<b>25.1</b>	<b>176</b>	<b>380</b>	<b>.463</b>	<b>58</b>	<b>154</b>	<b>.377</b>	<b>112</b>	<b>152</b>	<b>.737</b>	<b>46</b>	<b>147</b>	<b>193</b>	<b>4.4</b>	<b>96</b>	<b>0</b>	<b>93</b>	<b>106</b>	<b>39</b>	<b>80</b>	<b>522</b>	<b>11.9</b>



CALGARY

24





# Jordan FLAGEL 14

**DOB** June 11, 1987 **Height** 6'2" **Weight** 203 **Position** Guard  
**Hometown** Calgary, Alta. **High School** Bishop O'Byrne  
**Faculty** Social Sciences  
**Last Team** Bishop O'Byrne **Year** 2

**2008-09:** Played both football and basketball with the Dinos...became the first Dino in history to win Canada West championships in both sports in the same season...appeared in six basketball games, averaging just over 5 minutes on the floor...began football season as starting quarterback, switching to receiver early in the season...scored one 14-yard touchdown...

**2007-08:** Redshirted with the men's basketball team after playing football for the Dinos...came into football camp as a receiver, moved to quarterback two days later...gained starting job with the injury to Casey Brown...started five games, completing 40 of 75 passes for 611 yards and three TDs...third leading rusher on the team with 179 yards...injured thumb on his throwing hand in a game against Regina, sidelining him for the rest of the season...

**Before UC:** Bishop O'Byrne's MVP in both basketball and football in his grade 12 year...member of the Alberta provincial basketball team for three years, earning all-star honours at the Canadian championships...attended Minot State University in 2006-07...

**Personal:** Parents Scott and Lorna...full name Jordan Scott Flagel...graduate of Calgary's Bishop O'Byrne High School...born in Winnipeg while father Scott was playing halfback for the Winnipeg Blue Bombers...Scott also played for the Calgary Stampeders...

**2008-09 Game Highs – Jordan Flagel**

Points	4	SASKATCHEWAN (01/09/09)
	2	SASKATCHEWAN (01/10/09)
	2	ALBERTA (01/03/09)
	2	at Carroll College (12/05/08)
FG Made	1	SASKATCHEWAN (01/10/09)
	1	SASKATCHEWAN (01/09/09)
	1	ALBERTA (01/03/09)
	1	at Carroll College (12/05/08)
FG Attempts	3	SASKATCHEWAN (01/10/09)
	2	SASKATCHEWAN (01/09/09)
	2	at Carroll College (12/05/08)
3-Pt FG Att	1	SASKATCHEWAN (01/10/09)
	1	at Carroll College (12/05/08)
3-Pt FG Pct	1.000 (3-3)	vs Lethbridge (10/18/08)
	.667 (2-3)	SASKATCHEWAN (01/09/09)
	.667 (2-3)	at Saskatchewan (11/22/08)
FT Made	2	SASKATCHEWAN (01/09/09)
FT Att	4	SASKATCHEWAN (01/09/09)
	2	at Lethbridge (01/17/09)
FT Pct	1.000 (8-8)	vs Brandon (12/30/08)
	1.000 (6-6)	ALBERTA (02/21/09)
	1.000 (5-5)	SASKATCHEWAN (01/09/09)
	1.000 (3-3)	vs Windsor (10/16/08)
Rebounds	3	SASKATCHEWAN (01/10/09)
Assists	2	SASKATCHEWAN (01/10/09)
	1	vs Trinity Western (02/27/09)
	1	SIMON FRASER (01/23/09)
	1	at Lethbridge (01/17/09)
	1	SASKATCHEWAN (01/09/09)
Fouls	1	SIMON FRASER (01/23/09)
	1	at Lethbridge (01/17/09)
	1	vs Minot State (12/28/08)
MINUTES	14	SASKATCHEWAN (01/10/09)
	8	SASKATCHEWAN (01/09/09)



**CAREER STATS – Jordan Flagel (Conference games)**

Year	GP	GS	Min	Avg	Total			3-Point			Rebounds			PF	FO	Ast	TO	Blk	Stl	Pts	Avg				
					FG	FGA	Pct	FG	FGA	Pct	Off	Def	Tot												
2008-09	6	0	32	5.3	3	7	.429	0	1	.000	2	6	.333	1	2	3	0.5	2	0	5	2	0	1	8	1.3
TOTAL	6	0	32	5.3	3	7	.429	0	1	.000	2	6	.333	1	2	3	0.5	2	0	5	2	0	1	8	1.3





# Brennen FULE

5

**DOB** November 25, 1988    **Height** 6'1"    **Weight** 185    **Position** Point Guard  
**Hometown** Strathmore, Alta.    **High School** Strathmore  
**Faculty** Humanities  
**Last Team** Strathmore HS    **Year** 2

**2008-09:** Split backup point guard duties with Andy Rochon and Tony Dhaliwal... appeared in 20 conference games, averaging eight minutes per night...

**2007-08:** Played 19 games, averaging 6.5 minutes and 1.7 points...

**Before UC:** Veteran of the Junior Dinos program...collected a 57-0 record as the shooting guard for the Jr. Dinos...won the provincial title with Strathmore HS in his Grade 10 year...three-time male athlete of the year at Strathmore...

**Personal:** Parents Patrick and Debbie...full name Brennen Patrick Fule...also competed in volleyball, track, and badminton at Strathmore High School...studying English in the Faculty of Humanities...

**2008-09 Game Highs – Brennen Fule**

Points	14	at Carroll College (12/06/08)
	6	vs Brandon (12/30/08)
	6	at Thompson Rivers (11/01/08)
	4	SASKATCHEWAN (01/09/09)
	4	at Manitoba (10/24/08)
FG Made	5	at Carroll College (12/06/08)
	2	vs Brandon (12/30/08)
	2	at Thompson Rivers (11/01/08)
	2	at Manitoba (10/24/08)
FG Attempts	6	at Carroll College (12/06/08)
	4	ALBERTA (01/02/09)
	4	vs Brandon (12/30/08)
	4	at Thompson Rivers (11/01/08)
	4	at Manitoba (10/24/08)
FG Pct	.833 (5-6)	at Carroll College (12/06/08)
3-Pt FG Made	4	at Carroll College (12/06/08)
	2	vs Brandon (12/30/08)
	2	at Thompson Rivers (11/01/08)
3-Pt FG Att	5	at Carroll College (12/06/08)
	3	ALBERTA (01/02/09)
	3	REGINA (11/08/08)
	3	at Thompson Rivers (11/01/08)
3-Pt FG Pct	1.000 (2-2)	vs Brandon (12/30/08)
	.800 (4-5)	at Carroll College (12/06/08)
FT Made	4	SASKATCHEWAN (01/09/09)
FT Att	8	SASKATCHEWAN (01/09/09)
	2	ALBERTA (02/21/09)
	2	at Carroll College (12/06/08)
	2	at Fraser Valley (10/31/08)
FT Pct	.500 (4-8)	SASKATCHEWAN (01/09/09)
Rebounds	3	at Thompson Rivers (11/01/08)
	3	MONTANA (08/30/08)
Assists	3	TRINITY WESTERN (01/24/09)
	2	at Lethbridge (01/16/09)
	2	LETHBRIDGE (11/15/08)
	2	at Manitoba (10/24/08)
Steals	2	SASKATCHEWAN (01/09/09)
	2	ALBERTA (01/03/09)
Fouls	3	vs Minot State (12/28/08)
MINUTES	19	SASKATCHEWAN (01/10/09)
	18	vs Brandon (12/30/08)



**CAREER STATS – Brennen Fule (Conference games)**

Year	GP	GS	Min	Total			3-Point			Rebounds			PF	FO	Ast	TO	Blk	Stl	Pts	Avg					
				Avg	FG	FGA	Pct	FG	FGA	Pct	Off	Def									Tot	Avg			
2007-08	19	0	123	6.5	8	17	.471	1	7	.143	15	18	.833	4	8	5	18	1	7	32	1.7				
2008-09	20	0	160	8.0	6	32	.188	2	20	.100	4	10	.400	8	14	15	13	0	10	18	0.9				
<b>TOTAL</b>	<b>39</b>	<b>0</b>	<b>283</b>	<b>7.3</b>	<b>14</b>	<b>49</b>	<b>.286</b>	<b>3</b>	<b>27</b>	<b>.111</b>	<b>19</b>	<b>28</b>	<b>.679</b>	<b>12</b>	<b>22</b>	<b>34</b>	<b>0.9</b>	<b>43</b>	<b>1</b>	<b>20</b>	<b>31</b>	<b>1</b>	<b>17</b>	<b>50</b>	<b>1.3</b>





# Josh 35 LOVESTONE

**DOB** September 17, 1986 **Height** 6'5" **Weight** 210 **Position** Forward  
**Hometown** Salmon Arm, B.C. **High School** Salmon Arm  
**Faculty** Social Sciences  
**Last Team** SAIT Polytechnic **Year** 4 (Medical Redshirt)

**2008-09:** Sat out entire season as a medical redshirt after undergoing knee surgery in the off-season...

**2007-08:** Provided a physical presence off the bench for the Dinos, averaging 10 minutes...appeared in all but one Canada West game...racked up 41 fouls and 69 points...

**Before UC:** Attended University College of the Caribou (now Thompson Rivers Univ.) in Kamloops, B.C., winning 2005 college national championship...transferred to SAIT for the 2006-07 season...fourth-ranked scorer and leading rebounder for the Trojans...SAIT team MVP in 2006-07...

**Personal:** Parents Ron and Debbie...full name Joshua Andres Lovestone...born in Regina...studying geography in the Faculty of Social Sciences...graduate of Salmon Arm High School...

**2007-08 Game Highs – Josh Lovestone**

Points	10	ALBERTA (11/24/07)
	9	SASKATCHEWAN (11/30/07)
	8	ALBERTA (02/23/08)
	7	MANITOBA (01/01/08)
	6	UCFV (01/25/08)
	6	ACADIA (12/28/07)
FG Made	4	SASKATCHEWAN (11/30/07)
	3	ALBERTA (02/23/08)
	3	MANITOBA (01/01/08)
FG Attempts	7	ACADIA (12/28/07)
	6	SASKATCHEWAN (11/30/07)
3-Pt FG Made	1	ALBERTA (02/23/08)
	1	THOMPSON RIVERS (01/26/08)
	1	SASKATCHEWAN (11/30/07)
	1	ALBERTA (11/24/07)
3-Pt FG Att	2	SASKATCHEWAN (11/30/07)
	1	ALBERTA (02/23/08)
	1	at Saskatchewan (02/08/08)
	1	THOMPSON RIVERS (01/26/08)
	1	at Brandon (01/19/08)
	1	SASKATCHEWAN (12/01/07)
	1	ALBERTA (11/24/07)
	1	at Simon Fraser (11/09/07)
FT Made	5	ALBERTA (11/24/07)
	3	at Brandon (01/19/08)
	3	at Trinity Western (11/10/07)
FT Att	8	ALBERTA (11/24/07)
	4	WINNIPEG (02/02/08)
	4	at Brandon (01/19/08)
	4	at Trinity Western (11/10/07)
FT Pct	.750 (3-4)	at Brandon (01/19/08)
	.750 (3-4)	at Trinity Western (11/10/07)
Rebounds	6	at Alberta (01/05/08)
	5	CREIGHTON (09/03/07)
Assists	3	at Alberta (01/05/08)
	2	at Brandon (01/19/08)
Steals	3	at Saskatchewan (02/08/08)
	2	at Saskatchewan (02/09/08)
	2	UCFV (01/25/08)
Blocked Shots	3	REGINA (11/08/08)
Fouls	5	ALBERTA (11/23/07)
MINUTES	20	at Simon Fraser (11/09/07)
	19	ACADIA (12/28/07)




**CAREER STATS – Josh Lovestone** (Conference games)

*\*Spent 2004-05 with University College of the Cariboo (BCCAA); \*Spent 2006-07 season with SAIT (ACAC)*

Year	GP	GS	Min	Avg	Total			3-Point			Rebounds			PF	FO	Ast	TO	Blk	Stl	Pts	Avg				
					FG	FGA	Pct	FG	FGA	Pct	Off	Def	Tot									Avg			
*2004-05	18	--	--	--	11	25	.440	6	24	.250	11	18	.611	23	35	58	3.2	--	--	20	8	--	8	55	3.1
*2006-07	15	--	--	--	70	153	.458	28	67	.418	22	32	.688	23	76	99	6.5	26	--	30	28	2	12	190	12.7
2007-08	21	0	210	10.0	24	54	.444	3	8	.375	18	26	.692	13	30	43	2.0	41	1	10	21	0	10	69	3.3
<b>TOTAL</b>	<b>21</b>	<b>0</b>	<b>210</b>	<b>10.0</b>	<b>24</b>	<b>54</b>	<b>.444</b>	<b>3</b>	<b>8</b>	<b>.375</b>	<b>18</b>	<b>26</b>	<b>.692</b>	<b>13</b>	<b>30</b>	<b>43</b>	<b>2.0</b>	<b>41</b>	<b>1</b>	<b>10</b>	<b>21</b>	<b>0</b>	<b>10</b>	<b>69</b>	<b>3.3</b>

(UC Career only)





# Jamie McLeod 13

**DOB** April 14, 1985 **Height** 6'0" **Weight** 175 **Position** Point Guard  
**Hometown** Calgary, Alta. **High School** Western Canada  
**Faculty** Open Studies  
**Last Team** SAIT Polytechnic **Year** 4

**2008-09:** Started at point guard for 20 of 22 conference games...led the team with 89 assists...very good assist/turnover ratio of 1.78, best on the team...season-high 12 assists at Lethbridge Jan. 16, 2009, just one point shy of the double-double...provided a steady, veteran presence on the floor for just over 23 minutes per game...

**Before UC:** Played for SAIT in the ACAC from 2003-06...named SAIT athlete of the year in 2005-06...first team ACAC all-star two straight years...averaged 11 points and 5.3 assists per game...named a CCAA Academic All-Canadian in 2006...won a Calgary Herald leadership award in 2006...

**Personal:** Parents Ian and Donna...full name James Samuel Cook McLeod...born in Saskatoon...would like to work as a financial adviser with his father...wants to run the Boston Marathon...attended the University of Victoria for two years after SAIT, but did not play basketball...

**2008-09 Game Highs – Jamie McLeod**

Points	13	vs Windsor (10/16/08)
	12	at Saskatchewan (10/17/08)
	11	at Victoria (01/30/08)
	10	ALBERTA (01/02/09)
	9	at Lethbridge (01/16/09)
FG Made	5	at Victoria (01/30/08)
	5	at Saskatchewan (10/17/08)
	5	vs Windsor (10/16/08)
FG Attempts	10	ALBERTA (01/03/09)
FG Pct	.714 (5-7)	at Victoria (01/30/08)
	.556 (5-9)	at Saskatchewan (10/17/08)
	.556 (5-9)	vs Windsor (10/16/08)
3-Pt FG Made	3	vs Windsor (10/16/08)
3-Pt FG Att	7	TRINITY WESTERN (01/24/09)
3-Pt FG Pct	1.000 (2-2)	at Lethbridge (01/16/09)
	.750 (3-4)	vs Windsor (10/16/08)
FT Made	3	at UBC (02/28/09)
	3	ALBERTA (02/21/09)
	3	at Lethbridge (01/16/09)
FT Att	5	at UBC (02/28/09)
FT Pct	.750 (3-4)	ALBERTA (02/21/09)
	.750 (3-4)	at Lethbridge (01/16/09)
Rebounds	9	ALBERTA (01/03/09)
	7	LETHBRIDGE (11/15/08)
	7	vs Windsor (10/16/08)
Assists	12	at Lethbridge (01/16/09)
	8	at Alberta (02/06/09)
	8	ALBERTA (01/02/09)
	8	at Manitoba (10/24/08)
Steals	4	at Saskatchewan (10/17/08)
	3	at Alberta (02/06/09)
	3	LETHBRIDGE (11/14/08)
	3	at Manitoba (10/24/08)
	3	vs Lethbridge (10/18/08)
Blocked Shots	1	SASKATCHEWAN (01/09/09)
	1	REGINA (11/08/08)
	1	at Manitoba (10/24/08)
Fouls	5	at UBC (02/28/09)
	5	at Carroll College (12/06/08)
MINUTES	35	ALBERTA (01/02/09)
	33	at Manitoba (10/24/08)



**CAREER STATS – Jamie McLeod (Conference games)**

*\*Spent 2003-04 through 2005-06 seasons with SAIT (ACAC)*

Year	GP	GS	Min	Avg	Total			3-Point			Rebounds			PF	FO	Ast	TO	Blk	Stl	Pts	Avg				
					FG	FGA	Pct	FG	FGA	Pct	Off	Def	Tot									Avg			
*2003-04	24	--	--	--	34	82	.415	21	40	.525	52	65	.800	23	48	71	3.0	--	--	130	--	--	183	7.6	
*2004-05	23	--	--	--	67	143	.469	42	100	.420	74	90	.822	31	78	109	4.7	--	--	134	--	--	334	14.5	
*2005-06	20	--	--	--	66	140	.471	21	56	.375	72	101	.713	14	62	76	3.8	44	--	94	--	--	225	11.3	
2008-09	22	20	511	23.2	35	92	.380	15	51	.294	16	25	.640	21	50	71	3.2	48	0	89	50	3	22	101	4.6
TOTAL	22	20	511	23.2	35	92	.380	15	51	.294	16	25	.640	21	50	71	3.2	48	0	89	50	3	22	101	4.6

(UC Career only)





# Dustin REDING

21

**DOB** April 12, 1988    **Height** 6'7"    **Weight** 210    **Position** Guard/Forward  
**Hometown** Calgary, Alta.    **High School** Bowness  
**Faculty** Social Sciences  
**Last Team** Bowness HS    **Year** 2

**2008-09:** Appeared in 19 conference games, averaging 6.4 minutes...career high 19 minutes in Game 2 of the Central Division Final against Alberta, scoring 11 points in the Dinos' four-point victory...

**2007-08:** Redshirted with the Dinos...

**2006-07:** Appeared in eight conference games, averaging 3.4 minutes...

**Before UC:** Took up basketball at a late age...team MVP under coach Sheldon Brady at Bowness HS...broke his arm twice in tryouts for basketball in both grades 10 and 11...

**Personal:** Parents Brent and Jennifer...full name Dustin Raymond Reding...travelled to Peru on a missions trip with a youth group in high school...nickname 'Doc'...

**2008-09 Game Highs – Dustin Reding**

Points	11	ALBERTA (02/21/09)
	10	at Alberta (02/06/09)
	10	at Carroll College (12/05/08)
	9	at Thompson Rivers (11/01/08)
	6	ALBERTA (02/20/09)
FG Made	4	ALBERTA (02/21/09)
	4	at Carroll College (12/05/08)
	4	at Thompson Rivers (11/01/08)
FG Attempts	8	at Thompson Rivers (11/01/08)
	7	at Carroll College (12/05/08)
3-Pt FG Made	2	ALBERTA (02/21/09)
	2	ALBERTA (02/20/09)
	2	at Carroll College (12/05/08)
3-Pt FG Att	3	ALBERTA (02/20/09)
	3	at Carroll College (12/05/08)
	3	at Thompson Rivers (11/01/08)
3-Pt FG Pct	1.000 (2-2)	ALBERTA (02/21/09)
	.667 (2-3)	ALBERTA (02/20/09)
	.667 (2-3)	at Carroll College (12/05/08)
FT Made	3	at Alberta (02/06/09)
	2	vs Trinity Western (02/27/09)
	2	SASKATCHEWAN (01/10/09)
FT Att	5	at Saskatchewan (10/17/08)
	4	at Alberta (02/06/09)
	4	at Fraser Valley (10/31/08)
FT Pct	.750 (3-4)	at Alberta (02/06/09)
Rebounds	3	at UBC (02/28/09)
	3	ALBERTA (02/21/09)
Assists	2	at Alberta (02/06/09)
	1	vs Trinity Western (02/27/09)
	1	REGINA (11/08/08)
	1	at Thompson Rivers (11/01/08)
	1	at Saskatchewan (10/17/08)
Steals	2	at Saskatchewan (11/21/08)
Blocked Shots	1	ALBERTA (02/21/09)
	1	SIMON FRASER (01/23/09)
	1	at Carroll College (12/05/08)
Fouls	4	SASKATCHEWAN (01/09/09)
MINUTES	19	ALBERTA (02/21/09)
	16	vs Trinity Western (02/27/09)



**CAREER STATS – Dustin Reding** (Conference games)

Year	GP	GS	Min	Total			3-Point			Rebounds			PF	FO	Ast	TO	Blk	Stl	Pts	Avg	
				Avg	FG	FGA	Pct	FG	FGA	Pct	Off	Def									Tot
2006-07	8	0	27	3.4	2	6	.333	1	5	.200	0	0	0	0	0	1	3	0	0	5	0.6
2008-09	19	0	122	6.4	19	35	.543	5	10	.500	7	11	8	7	4	9	1	6	50	2.6	
<b>TOTAL</b>	<b>27</b>	<b>0</b>	<b>149</b>	<b>5.5</b>	<b>21</b>	<b>41</b>	<b>.512</b>	<b>6</b>	<b>15</b>	<b>.400</b>	<b>7</b>	<b>11</b>	<b>8</b>	<b>8</b>	<b>5</b>	<b>12</b>	<b>1</b>	<b>6</b>	<b>55</b>	<b>2.0</b>	



Canadian Interuniversity Sport  
Sport interuniversitaire canadien

universitysport.ca

DINO



# Andy ROCHON 22

DOB January 15, 1990 Height 5'10" Weight 180 Position Guard  
 Hometown Mundelein, Ill., USA. High School Mundelein  
 Faculty Open Studies  
 Last Team Mundelein HS Year 1

**2008-09:** Split sixth man duties with fellow rookie Dominyc Coward...averaged more than 17 minutes per game in all 22 Canada West contests, the most of any bench player...started three games midway through the season...hit four clutch treys in Game 2 of the Central Division Final against Alberta for a season-high 12 points...season-high 30 minutes against Alberta Jan. 3, 2009, scoring 11 points...4.1 points-per-game the second-highest total from the bench (Coward, 6.4)...

**Before UC:** Four-year starter at Mundelein HS, winning 40 games in his final two seasons...named to all-conference, all-area, and all-defensive teams...also named team MVP with the Mustangs...had two shoulder surgeries during the same season...

**Personal:** Parents Steven and Mary...full name Andrew J. Rochon...would like to become a social worker in a school while coaching basketball...born in Madison, Wisconsin...father Steven played hockey at Lewis Univ. (NCAA)...

**2008-09 Game Highs – Andy Rochon**

Points	12	ALBERTA (02/21/09)
	11	ALBERTA (01/03/09)
	10	at Saskatchewan (11/21/08)
	8	at UBC (01/31/09)
	7	SIMON FRASER (01/23/09)
	7	at Lethbridge (01/17/09)
FG Made	4	ALBERTA (02/21/09)
	4	ALBERTA (01/03/09)
	4	at Saskatchewan (11/21/08)
FG Attempts	7	at UBC (01/31/09)
	7	ALBERTA (01/02/09)
3-Pt FG Made	4	ALBERTA (02/21/09)
	2	at UBC (01/31/09)
	2	SIMON FRASER (01/23/09)
	2	ALBERTA (01/03/09)
	2	at Saskatchewan (11/21/08)
	2	REGINA (11/08/08)
3-Pt FG Att	5	ALBERTA (02/21/09)
	4	ALBERTA (01/03/09)
	4	at Saskatchewan (11/21/08)
	4	REGINA (11/08/08)
3-Pt FG Pct	.800 (4-5)	ALBERTA (02/21/09)
	.667 (2-3)	at UBC (01/31/09)
	.667 (2-3)	SIMON FRASER (01/23/09)
FT Made	3	at UBC (02/28/09)
	3	vs Minot State (12/28/08)
FT Att	4	at UBC (02/28/09)
	4	at Lethbridge (01/17/09)
	4	vs Minot State (12/28/08)
FT Pct	.750 (3-4)	at UBC (02/28/09)
	.750 (3-4)	vs Minot State (12/28/08)
Rebounds	7	vs Trinity Western (02/27/09)
	5	SIMON FRASER (01/23/09)
Assists	4	SASKATCHEWAN (01/10/09)
Steals	6	at Saskatchewan (11/22/08)
	2	at UBC (02/28/09)
Blocked Shots	1	SIMON FRASER (01/23/09)
	1	BRANDON (11/07/08)
Fouls	5	at Alberta (02/07/09)
	4	at Lethbridge (01/16/09)
MINUTES	30	ALBERTA (01/03/09)
	29	at Saskatchewan (11/22/08)



**CAREER STATS – Andy Rochon (Conference games)**

Year	GP	GS	Min	Avg	Total			3-Point			FT	FTA	Pct	Rebounds			PF	FO	Ast	TO	Blk	Stl	Pts	Avg	
					FG	FGA	Pct	FG	FGA	Pct				Off	Def	Tot									Avg
2008-09	22	3	381	17.3	31	83	.373	17	45	.378	11	18	.611	7	31	38	1.7	42	1	30	32	2	15	90	4.1
TOTAL	22	3	381	17.3	31	83	.373	17	45	.378	11	18	.611	7	31	38	1.7	42	1	30	32	2	15	90	4.1



CALGARY HERALD


CALGARY

22

SPALDING  
TF-1000  
ZK PRO  
HIGH CHANNEL DESIGN

PEPSI

CITYSPORT.ca



# Robbie SIHOTA 31

**DOB** October 18, 1987 **Height** 6'6" **Weight** 230 **Position** Forward  
**Hometown** Calgary, Alta. **High School** Lester B. Pearson  
**Faculty** Social Sciences  
**Last Team** Lester B. Pearson HS **Year** 4

**2008-09:** Started all 22 conference games...tied with Henry Bekkering for team scoring lead with 364 points...moved into top 10 on UC's all-time scoring list with 1066 pts. (10<sup>th</sup>)...156 rebounds vaulted him to No. 9 on the school's all-time rebounding list (549)...hit buzzer-beater to beat then fifth-ranked Ottawa 74-73 Dec. 29, 2008 at the Wesmen Classic in Winnipeg...scored 26 in that win...sealed the Dinos' Canada West championship with a long three as the shot clock wound down with 15.5 seconds left in the game...season-high 28 points against Trinity Western in the conference semi-final, clinching a berth to the Final 8 for the first time since 2004...named Dinos-Den Athlete of the Week for March 1, 2009...

**2007-08:** Started all 22 conference games, one of four players on the team to do so (Cody Darrah, Henry Bekkering, Jeff Price)...averaged 13.7 points and 7.1 rebounds per game...second leading scorer on the team with 301 points...named an Academic All-Canadian in the faculty of Social Sciences (major sociology)...

**2006-07:** Played in 21 conference games...averaged 12 points and 6.9 rebounds per game...career-high 16 rebounds Feb. 3, 2007 at Winnipeg...

**2005-06:** Averaged 17.6 minutes and 7.5 points in his freshman season...

**Before UC:** Two-year starter at Lester B. Pearson HS in Calgary...led team to 4A city final twice and the provincial final in Grade 11...earned numerous all-star awards, including the Bedford Road Invitational in Saskatoon...won slam dunk contest at BRIT...averaged 26 points, 13.4 rebounds, 3.7 assists, and 4.2 blocks per game in his senior year

**Personal:** Parents Gurpreet and Neelkamal...full name Rajvarinder Singh Sihota...studying sociology in the Faculty of Social Sciences...

**2008-09 Game Highs – Robbie Sihota**

Points	28	vs Trinity Western (02/27/09)
	27	at Fraser Valley (10/31/08)
	26	vs Ottawa (12/29/08)
	25	BRANDON (11/07/08)
	24	at Victoria (01/30/08)
	24	at Thompson Rivers (11/01/08)
	24	at Winnipeg (10/25/08)
FG Made	12	at Fraser Valley (10/31/08)
	11	vs Ottawa (12/29/08)
	11	at Thompson Rivers (11/01/08)
FG Attempts	19	vs Ottawa (12/29/08)
	18	LETHBRIDGE (11/14/08)
FG Pct	1.000 (5-5)	at Saskatchewan (10/17/08)
	.786 (11-14)	at Thompson Rivers (11/01/08)
3-Pt FG Made	5	vs Trinity Western (02/27/09)
	5	at Victoria (01/30/08)
3-Pt FG Att	6	vs Trinity Western (02/27/09)
	6	at Victoria (01/30/08)
3-Pt FG Pct	1.000 (2-2)	vs Ottawa (12/29/08)
	.833 (5-6)	vs Trinity Western (02/27/09)
	.833 (5-6)	at Victoria (01/30/08)
FT Made	11	at Winnipeg (10/25/08)
	9	BRANDON (11/07/08)
FT Att	13	at Winnipeg (10/25/08)
	12	LETHBRIDGE (11/14/08)
FT Pct	1.000 (6-6)	at Alberta (02/07/09)
	1.000 (4-4)	at Alberta (02/06/09)
	1.000 (4-4)	at Saskatchewan (11/22/08)
Rebounds	14	vs Brandon (12/30/08)
	13	at Winnipeg (10/25/08)
Assists	5	at Lethbridge (01/16/09)
	4	at UBC (01/31/09)
Steals	5	SASKATCHEWAN (01/09/09)
	2	at Lethbridge (01/17/09)
	2	ALBERTA (01/02/09)
	2	at Thompson Rivers (11/01/08)
	2	at Fraser Valley (10/31/08)
Blocked Shots	4	at Winnipeg (10/25/08)
	3	MONTANA (09/01/08)
Fouls	5	at Saskatchewan (11/22/08)
MINUTES	38	ALBERTA (02/20/09)
	38	ALBERTA (01/02/09)
	38	vs Brandon (12/30/08)



**CAREER STATS – Robbie Sihota (Conference games)**

Year	GP	GS	Min	Total			3-Point			Rebounds			PF	FO	Ast	TO	Blk	Stl	Pts	Avg					
				Avg	FG	FGA	Pct	FG	FGA	Pct	Off	Def									Tot	Avg			
2005-06	20	0	351	17.6	59	119	.496	1	2	.500	30	45	.667	28	64	92	4.6	54	1	11	27	10	15	149	7.5
2006-07	21	8	515	24.5	94	201	.468	15	50	.300	49	77	.636	38	107	145	6.9	57	2	16	48	11	13	252	12.0
2007-08	22	22	523	23.8	98	207	.473	11	35	.314	94	122	.770	36	120	156	7.1	72	2	13	35	9	19	301	13.7
2008-09	22	21	677	30.8	133	271	.491	15	41	.366	83	111	.748	47	109	156	7.1	42	1	30	44	11	24	364	16.5
<b>TOTAL</b>	<b>85</b>	<b>51</b>	<b>2066</b>	<b>24.3</b>	<b>384</b>	<b>798</b>	<b>.481</b>	<b>42</b>	<b>128</b>	<b>.328</b>	<b>256</b>	<b>355</b>	<b>.721</b>	<b>149</b>	<b>400</b>	<b>549</b>	<b>6.5</b>	<b>225</b>	<b>6</b>	<b>70</b>	<b>154</b>	<b>41</b>	<b>71</b>	<b>1066</b>	<b>12.5</b>



SPALDING

1000

CALGARY

31

22



# Lindsay THOURET 4

**DOB** August 26, 1985 **Height** 6'2" **Weight** 190 **Position** Guard  
**Hometown** Cranbrook, B.C. **High School** Mt. Baker  
**Faculty** Kinesiology/Education  
**Last Team** Mt. Baker HS **Year** 4

**2008-09:** Returned to the Dinos after a two-season absence...the only player remaining from the 2004 conference championship team and the only player on the team with Final 8 experience...started three conference games, appeared in 21...averaged 11.4 minutes on the floor...

**2005-06:** Appeared in 18 games, averaging 12.5 minutes and 4.3 points...

**2004-05:** Appeared in 19 games, averaging 11.5 minutes...

**2003-04:** Appeared in 13 games with the Dinos, averaging 6.1 minutes...youngest player on the Canada West champion team that lost to eventual national champion Carleton by two points in the national semifinal...

**Before UC:** Starred at Mount Baker HS in Cranbrook...one of the top graduating guards in the province of B.C. in 2003...earned team MVP, Cranbrook athletic award, and a McDonald's BEST scholarship...named Mount Baker athlete of the year...

**Personal:** Mother Lori...full name Lindsay Christopher Thouret...lived in Taiwan for a year, travelling throughout Southeast Asia...would like to teach overseas in either Greece or Italy...

**2008-09 Game Highs – Lindsay Thouret**

Points	11	at Saskatchewan (10/17/08)
	7	ALBERTA (01/03/09)
	6	vs Brandon (12/30/08)
	6	at Thompson Rivers (11/01/08)
	5	at Carroll College (12/05/08)
	5	at Saskatchewan (11/21/08)
	5	at Manitoba (10/24/08)
FG Made	4	at Saskatchewan (10/17/08)
	3	ALBERTA (01/03/09)
FG Attempts	10	at Saskatchewan (10/17/08)
	5	ALBERTA (01/02/09)
	5	at Manitoba (10/24/08)
3-Pt FG Made	3	at Saskatchewan (10/17/08)
	2	vs Brandon (12/30/08)
	2	at Thompson Rivers (11/01/08)
3-Pt FG Att	6	at Saskatchewan (10/17/08)
	4	vs Brandon (12/30/08)
3-Pt FG Pct	1.000 (2-2)	at Thompson Rivers (11/01/08)
	.500 (3-6)	at Saskatchewan (10/17/08)
	.500 (2-4)	vs Brandon (12/30/08)
FT Made	3	SASKATCHEWAN (01/09/09)
	2	SIMON FRASER (01/23/09)
	2	vs Minot State (12/28/08)
	2	at Carroll College (12/06/08)
	2	at Carroll College (12/05/08)
	2	at Saskatchewan (11/21/08)
	2	BRANDON (11/07/08)
	2	at Manitoba (10/24/08)
FT Att	4	SASKATCHEWAN (01/09/09)
	4	at Carroll College (12/05/08)
FT Pct	.750 (3-4)	SASKATCHEWAN (01/09/09)
Rebounds	3	vs Brandon (12/30/08)
	3	BRANDON (11/07/08)
	3	at Thompson Rivers (11/01/08)
Assists	2	ALBERTA (01/02/09)
	2	at Carroll College (12/06/08)
	2	LETHBRIDGE (11/14/08)
	2	vs Windsor (10/16/08)
Steals	2	SASKATCHEWAN (01/10/09)
	2	at Saskatchewan (10/17/08)
Fouls	3	SASKATCHEWAN (01/10/09)
	3	vs Minot State (12/28/08)
	3	at Winnipeg (10/25/08)
MINUTES	25	at Saskatchewan (10/17/08)
	23	ALBERTA (01/02/09)



**CAREER STATS – Lindsay Thouret (Conference games)**

Year	GP	GS	Min	Avg	Total			3-Point			Rebounds			PF	FO	Ast	TO	Blk	Stl	Pts	Avg
					FG	FGA	Pct	FG	FGA	Pct	Off	Def	Tot								
2003-04	13	--	79	6.1	4	10	.400	2	7	.286	12	19	.632	0	2	2	10	0	2	22	1.7
2004-05	19	--	219	11.5	12	39	.308	6	27	.222	5	6	.833	4	11	15	6	0	3	35	1.8
2005-06	18	4	225	12.5	26	69	.377	18	46	.391	8	12	.667	3	12	15	11	0	3	78	4.3
2008-09	21	3	240	11.4	11	55	.200	7	31	.226	11	16	.688	10	14	24	14	0	4	40	1.9
<b>TOTAL</b>	<b>71</b>	<b>7+</b>	<b>763</b>	<b>10.7</b>	<b>53</b>	<b>173</b>	<b>.306</b>	<b>33</b>	<b>111</b>	<b>.297</b>	<b>36</b>	<b>53</b>	<b>.679</b>	<b>17</b>	<b>39</b>	<b>58</b>	<b>0</b>	<b>12</b>	<b>175</b>	<b>2.5</b>	



## RECORD BOOK

## POINTS – CAREER (by total points; conference games only)

		YP	GP	PTS.	AVG.
Richard Bohne	1993-96	4	79	2171	27.5
Karl Tilleman	1980-84	5	79	2050	26.0
John Riad	2000-04	5	101	1686	16.8
Ian Minniffee	1989-93	5	100	1442	14.2
Whit Hornsberger	2001-04, 2006	5	85	1328	15.6
Jeff Smith	1989-91, 1993-94	5	100	1313	13.1
Chris Wright	2002-06	5	99	1248	12.6
Craig Newman	1992-96	5	100	1177	11.7
John Vigna	1985-89	5	70	1098	15.7
<b>Robbie Sihota</b>	<b>2005-</b>	<b>4</b>	<b>85</b>	<b>1066</b>	<b>12.5</b>
<b>Ross Bekkering</b>	<b>2005-</b>	<b>4</b>	<b>81</b>	<b>1063</b>	<b>13.1</b>
Brad Gallup	1994, 97-00	5	94	1036	11.2
Brian Masikewich	1988-90	3	60	1031	17.1
Tom Bishop	1974-76	3	60	994	16.6
Lyle Leslie	1973-77	5	92	954	10.4

## POINTS – SINGLE SEASON (by points per game)

	YEAR	GP	PTS.	AVG.
Richard Bohne	1994-95	20	684	34.2
Richard Bohne	1995-96	20	655	32.8
Karl Tilleman	1981-82	20	657	32.5
Karl Tilleman	1983-84	9	281	31.2
Karl Tilleman	1982-83	10	301	30.1
Karl Tilleman	1980-81	20	550	27.5
Steve Atkin	1980-81	20	541	27.0
Richard Bohne	1993-94	19	498	26.2
Navi Sekhon	1996-97	20	497	24.9
Brian Masikewich	1989-90	20	493	24.6
Whit Hornsberger	2001-02	20	437	21.9
Ian Minniffee	1990-91	20	423	21.1
<b>Henry Bekkering</b>	<b>2007-08</b>	<b>22</b>	<b>463</b>	<b>21.0</b>
<b>Henry Bekkering</b>	<b>2008-09</b>	<b>18</b>	<b>364</b>	<b>20.7</b>
John Vigna	1988-89	20	409	20.5

*\*Note: Canada West played a 10-game league schedule in the mid-1980s, resulting in a lower number of points scored in a season.*

## POINTS – SINGLE GAME

64	Richard Bohne	January 30, 1995 @ UBC
54	Richard Bohne	November 25, 1994 vs. Saskatchewan
53	Navi Sekhon	January 18, 1997 @ Saskatchewan
47	Karl Tilleman	February 5, 1982 @ Alberta
	Richard Bohne	January 21, 1995 vs. Victoria
45	Karl Tilleman	February 27, 1981 vs. Saskatchewan
	Richard Bohne	February 20, 1996 @ Victoria
	Steve Atkin	February 6, 1981 vs. Lethbridge
	Brian Masikewich	February 16, 1990 @ UBC
42	Karl Tilleman	January 20, 1983 vs. Alberta
	Karl Tilleman	February 3, 1984 @ Lethbridge
	Richard Bohne	February 12, 1994 vs. Saskatchewan
41	Richard Bohne	February 3, 1995 @ Saskatchewan
	Richard Bohne	February 16, 1996 vs. Alberta
	<b>Henry Bekkering</b>	<b>February 7, 2009 @ Alberta</b>
40	Tom Bishop	November 30, 1974 @ Lethbridge
39	Jeff Smith	January 29, 1994 vs. UBC
	<b>Henry Bekkering</b>	<b>January 11, 2008 vs. Lethbridge</b>

REBOUNDS – CAREER (by total rebounds; conference games only)

		GP	REB	AVG
<b>Ross Bekkering</b>	<b>2005-</b>	<b>81</b>	<b>744</b>	<b>9.2</b>
Chris Wright	2002-06	99	681	6.9
Lyle Leslie	1974-78	92	644	7.0
Jeff Smith	1989-91, 93-94	100	639	6.4
Tom Bishop	1973-76	80	577	7.2
Andrew Vaughan	1987-91	92	571	6.2
Jim Lathrop	1972-75	80	564	7.1
Chris Harris	1998-01, 03	97	550	5.7
<b>Robbie Sihota</b>	<b>2005-</b>	<b>85</b>	<b>549</b>	<b>6.5</b>
Andy Stordeur	2000-02	62	461	7.4
Dan Quance	1968-72	73	448	6.1

REBOUNDS – SINGLE SEASON

		GP	REB	AVG
Steve Atkin	1980-81	20	261	13.1
<b>Ross Bekkering</b>	<b>2008-09</b>	<b>22</b>	<b>228</b>	<b>10.4</b>
Danny Quance	1970-71	17	226	13.2
Danny Quance	1971-72	16	222	13.8
Andy Stordeur	2001-02	20	199	9.9
<b>Ross Bekkering</b>	<b>2007-08</b>	<b>17</b>	<b>195</b>	<b>11.5</b>
Jeff Smith	1993-94	20	192	9.6
Rommel Raffin	1979-80	20	185	9.2

REBOUNDS – SINGLE GAME

23	Matt Friesen	January 21, 1977 vs. UBC
19	Steve Atkin	February 28, 1981 vs. Saskatchewan
	Jeff Smith	February 21, 1992 vs. Saskatchewan
18	Andy Stordeur	November 9, 2001 @ Lethbridge
	<b>Ross Bekkering</b>	<b>January 18, 2008 @ Regina</b>
17	Tom Bishop	February 14, 1976 @ Lethbridge
	Chris Harris	January 15, 1999 @ Saskatchewan
	<b>Ross Bekkering</b>	<b>November 17, 2007 @ Lethbridge</b>
	<b>Ross Bekkering</b>	<b>January 4, 2008 @ Alberta</b>
16	Brian Masikewich	January 27, 1990 vs. Victoria
	Lyle Leslie	January 14, 1978 @ Alberta
	Andy Stordeur	November 17, 2001 @ Saskatchewan
	<b>Robbie Sihota</b>	<b>February 3, 2007 @ Winnipeg</b>



PRONUNCIATION GUIDE

3	Dhaliwal	DOLL-lee-wall
4	Thouret	too-RAY
5	Fule	FUEL
14	Flagel	FLAY-gull
21	Reding	RED-ding
22	Rochon	row-SHON
42	Dominyc	DOM-min-nik
HC	Vanhoorn	VAN-horn

PHOTO ROSTER




**3** PG 3rd  
Tony  
DHALIWAL



**4** G 4th  
Lindsay  
THOURET



**5** PG 2nd  
Brennen  
FULE



**13** PG 4th  
Jamie  
MCLEOD



**14** G 2nd  
Jordan  
FLAGEL



**15** F 5th  
Henry  
BEKKERING



**20** G 1st  
Trevor  
DEBOLT




**21** G/F 2nd  
Dustin  
REDING



**22** G 1st  
Andy  
ROCHON



**24** G 2nd  
Tyler  
FIDLER



**31** F 4th  
Robbie  
SIHOTA



**33** F 4th  
Ross  
BEKKERING



**35** F 4th (MRS)  
Josh  
LOVESTONE



**42** F 1st  
Dominyc  
COWARD



**C** HC 9th  
Dan  
VANHOOREN

**2008-09 DINOS MEN'S BASKETBALL ROSTER (numerical)**

#	Name	Pos	Ht	Wt	Yr	Birthdate	Faculty	Hometown	Previous Team (High School)
3	Tony Dhaliwal	PG	6-3	190	3	08/30/87	Social Sciences	Abbotsford, B.C.	(Rick Hanson HS)
4	Lindsay Thouret	G	6-2	190	4	04/26/85	Kinesiology/Education	Cranbrook, B.C.	(Mt. Baker HS)
5	Brennen Fule	PG	6-1	185	2	11/25/88	Humanities	Strathmore, Alta.	(Strathmore HS)
13	Jamie McLeod	PG	6-0	175	4	04/14/85	Open Studies	Calgary, Alta.	SAIT Polytechnic (Western Canada HS)
14	Jordan Flagel	G	6-2	203	2	06/11/87	Social Sciences	Calgary, Alta.	(Bishop O'Byrne HS)
15	Henry Bekkering	F	6-6	235	5	11/26/85	Social Sciences	Taber, Alta.	Eastern Washington Univ. (W.R. Meyers HS)
20	Trevor Debolt	G	6-3	175	1	01/03/91	Fine Arts	Calgary, Alta.	(Sir Winston Churchill HS)
21	Dustin Reding	G/F	6-7	210	2	04/12/88	Social Sciences	Calgary, Alta.	(Bowness HS)
22	Andy Rochon	G	5-10	180	1	01/15/90	Open Studies	Mundelein, Ill., USA	(Mundelein HS)
24	Tyler Fidler	G	6-9	205	2	04/13/89	Coms & Culture	Calgary, Alta.	(Western Canada HS)
31	Robbie Sihota	F	6-6	230	4	10/18/87	Social Sciences	Calgary, Alta.	(Lester B. Pearson HS)
33	Ross Bekkering	F	6-8	240	4	08/19/87	Haskayne Business	Taber, Alta.	Team Canada –Universiade '07 (W.R. Meyers HS)
35	Josh Lovestone	F	6-5	210	4 (RS)	09/17/86	Social Sciences	Salmon Arm, B.C.	SAIT Polytechnic (Salmon Arm HS)
42	Dominyc Coward	F	6-6	220	1	07/26/90	Open Studies	Airdrie, Alta.	(Bert Church HS)

**Head Coach** Dan Vanhooren (9<sup>th</sup> season) **Assistant Coach** Craig Anderson **Manager** Dean McCord **Athletic Therapist** Jose Jimenez **Athletic Director** Kevin Boyles **SID** Ben Matchett

**2008-09 DINOS MEN'S BASKETBALL ROSTER (alphabetical)**

#	Name	Pos	Ht	Wt	Yr	Birthdate	Faculty	Hometown	Previous Team
15	Henry Bekkering	F	6-6	235	5	11/26/85	Social Sciences	Taber, Alta.	Eastern Washington Univ. (W.R. Meyers HS)
33	Ross Bekkering	F	6-8	240	4	08/19/87	Haskayne Business	Taber, Alta.	Team Canada –Universiade '07 (W.R. Meyers HS)
42	Dominyc Coward	F	6-6	220	1	07/26/90	Open Studies	Airdrie, Alta.	(Bert Church HS)
20	Trevor Debolt	G	6-3	175	1	01/03/91	Fine Arts	Calgary, Alta.	(Sir Winston Churchill HS)
3	Tony Dhaliwal	PG	6-3	190	3	08/30/87	Social Sciences	Abbotsford, B.C.	(Rick Hanson HS)
24	Tyler Fidler	G	6-9	205	2	04/13/89	Coms & Culture	Calgary, Alta.	(Western Canada HS)
14	Jordan Flagel	G	6-2	203	2	06/11/87	Social Sciences	Calgary, Alta.	(Bishop O'Byrne HS)
5	Brennen Fule	PG	6-1	185	2	11/25/88	Humanities	Strathmore, Alta.	(Strathmore HS)
35	Josh Lovestone	F	6-5	210	4 (RS)	09/17/86	Social Sciences	Salmon Arm, B.C.	SAIT Polytechnic (Salmon Arm HS)
13	Jamie McLeod	PG	6-0	175	4	04/14/85	Open Studies	Calgary, Alta.	SAIT Polytechnic (Western Canada HS)
21	Dustin Reding	G/F	6-7	210	2	04/12/88	Social Sciences	Calgary, Alta.	(Bowness HS)
22	Andy Rochon	G	5-10	180	1	01/15/90	Open Studies	Mundelein, Ill., USA	(Mundelein HS)
31	Robbie Sihota	F	6-6	230	4	10/18/87	Social Sciences	Calgary, Alta.	(Lester B. Pearson HS)
4	Lindsay Thouret	G	6-2	190	4	04/26/85	Kinesiology/Education	Cranbrook, B.C.	(Mt. Baker HS)

**Head Coach** Dan Vanhooren (9<sup>th</sup> season) **Assistant Coach** Craig Anderson **Manager** Dean McCord **Athletic Therapist** Jose Jimenez **Athletic Director** Kevin Boyles **SID** Ben Matchett



**University of Calgary Dinos**

Sports Information Office

2500 University Drive NW

Calgary, Alberta T2N 1N4

[www.goDINOS.com](http://www.goDINOS.com)