



HARVARD

Football Game Notes

HARVARD CRIMSON

0-0; 0-0 Ivy League

SEPTEMBER

Fri. 18 HOLY CROSS..... 7 p.m.
Sat. 25 at Brown *..... 6 p.m.

OCTOBER

Sat. 2 at Lafayette..... Noon
Sat. 9 CORNELL *..... Noon
Sat. 16 LEHIGH..... Noon
Sat. 23 at Princeton *..... 1 p.m.
Sat. 30 at Dartmouth *..... 1:30 p.m.

NOVEMBER

Sat. 6 COLUMBIA *..... Noon
Sat. 13 at Penn *..... 1:30
The 127th Playing of The Game
Sat. 20 YALE *..... Noon

* Ivy League games

COACHING

Head Coach..... Tim Murphy (Springfield '78)
Harvard Record..... 104-55 (17th year)
Overall Record..... 136-100-1 (24th year)
vs. Holy Cross..... 11-4

RANKINGS

The Sports Network Poll..... Receiving Votes
FCS Coaches Poll..... Receiving Votes

HOLY CROSS CRUSADERS

1-1; 0-0 Patriot League

SEPTEMBER

Sept. 4 HOWARD..... W, 38-7
Sept. 11 at #18 Massachusetts..... L, 7-31
Sept. 18 at Harvard..... 7 p.m.
Sept. 25 at Georgetown *..... 2 p.m.

OCTOBER

Oct. 2 FORDHAM *..... 1 p.m.
Oct. 9 BROWN..... 1 p.m.
Oct. 16 at Dartmouth..... 1:30 p.m.
Oct. 23 at Colgate *..... 1 p.m.

NOVEMBER

Nov. 6 LEHIGH *..... 12:30 p.m.
Nov. 13 at Lafayette *..... Noon
Nov. 20 BUCKNELL *..... 12:30 p.m.

* Patriot League games

COACHING

Head Coach..... Tom Gilmore (Penn '86)
Holy Cross Record..... 40-28 (seventh year)
Overall Record..... same
vs. Harvard..... 2-4

RANKINGS

The Sports Network Poll..... Receiving Votes
FCS Coaches Poll..... Receiving Votes



Harvard
(0-0, 0-0 Ivy)

vs.



Holy Cross
(1-1, 0-0 Patriot)

The Particulars

Harvard opens its 137th season Saturday night with a stern test against the Holy Cross Crusaders at Harvard Stadium.

For the fourth time in the last five years, Harvard was selected to win the Ivy League championship in a poll of the national media. The Crimson will once again have a tough test immediately as reigning Patriot League champion Holy Cross will be playing its third game of the season while Harvard is in its first.

Opening Day

Harvard is an impressive 111-23-2 in season-openers (.827). The Crimson has won its opening game in seven of the last nine years and is 10-6 on Opening Day under current head coach Tim Murphy.

Let There Be Light

Harvard is playing its fourth straight home-opening game under the lights at The Stadium. Harvard is 3-0 in its previous openers including a win over Holy Cross in 2008.

Series History

Saturday's game will be the 64th meeting between Harvard and Holy Cross in a series that dates to 1904. Harvard, which enjoyed 36 consecutive home games in the series from 1904 to 1980, holds a 38-23-2 series lead.

Harvard has won six of the last eight meetings and 10 of the last 13 although Holy Cross

Date: Saturday, Sept. 18, 2010 Time: 7 p.m.
Location: Cambridge, Mass.
Stadium: Harvard Stadium (30,323, Field Turf)
Radio: AM 1120 (Boston), 1390 (Plymouth), 970 (Sturbridge) — Bernie Corbett and Mike Giardi '94; WHRB-FM 95.3 (Cambridge) — Scott Reed and Charlie Hobbs
Online: www.GoHolyCross.com

has taken two of the last three (both at home) in what has become an early season meeting among teams vying for national rankings.

Last Year's Meeting

In a battle of Top 25 teams at Fitton Field Saturday, 23rd-ranked Holy Cross outlasted No. 25 Harvard by a score of 27-20 as the Crusaders forced a late fumble to seal victory.

Holy Cross (3-0), playing its third home game of the season, took advantage of several Crimson mistakes in the first half as Harvard (0-1) was playing its season opener. In the end, a solid effort by Harvard put the Crimson in position to tie or win it but Holy Cross made a final defensive stand late in the fourth quarter.

Harvard's Last Time Out

In a game of inches and legendary fourth down gambles to end its 2009 campaign, Harvard stunned Yale by scoring two touchdowns late in the fourth quarter as the Crimson downed the Bulldogs, 14-10, in the 126th playing of The Game in front of 52,692 fans at Yale Bowl.

With Yale leading 10-0 late in the fourth, Harvard drove 76 yards in just 1:50 on six plays as Collier Winters found a streaking Matt Luft for a 41-yard touchdown with 6:46 remaining. The score would never have been possible were it not for Gino Gordon, who spun out of a tackle on fourth-and-four from his own 30 yards line, eventually rumbling 19 yards to keep Harvard's hopes alive.

Table of Contents

Game Notes.....	1-8
Team Schedules.....	1
Media Information.....	2
The Last Meeting.....	3
National Rankings.....	4
Harvard's 2010 Record When	5
Ivy League Standings/ Schedule.....	8
Series History vs. Today's Opponent.....	8
Today's Game Two-Deep.....	39
Numerical Roster.....	40
Pronunciation Guide.....	6
Stephenson Family Head Coach Tim Murphy.....	11-12

Historical Information

The Last Time It Happened.....	9-10
Coaching Records.....	13
Individual Records.....	14-20
Team Records.....	21-23
Annual Statistical Leaders.....	24
All-Time Series Results vs. 2010 Opponents.....	25-28
All-Time Series Results vs. Other Opponents.....	29-30
The Harvard-Yale Rivalry.....	31-32
Year-by-Year Results.....	33-38

MEDIA INFORMATION

CREDENTIALS

All credential requests to cover Harvard football should be directed to Kurt Svoboda at least five days in advance of the game. Credentials will be issued only to accredited members of the working media.

INTERVIEWS

Interviews with student-athletes, other than those immediately following a game, must be arranged through Harvard's Office of Athletic Communications so as not to interfere with the students' academic schedules. Game-day interviews will not be granted until the end of the contest. Harvard maintains a closed locker room at all times.

NEW ENGLAND FOOTBALL WRITER'S LUNCHEONS

Harvard hosts a weekly gathering of coaches, media and sports information directors every Wednesday at noon through the college football season at Dillon Field House. Harvard head coach Tim Murphy speaks at each luncheon and is available for individual interviews following the sessions. Reservations are not required, but media members should be aware of the cost of \$10 per person.

PRACTICES

Harvard football practices are open to the media, provided the outlet makes prior arrangements with the Office of Athletic Communications. Contact Kurt Svoboda for practice times.

GAME PROCEDURES

Postgame interviews are conducted in the Murr Center Lounge. Please see a representative from each school to arrange interviewees. Game notes and other materials are provided for your convenience. Please find appropriate recycle bins in the press box and discard of your materials upon completion of the game.

OFFICE OF ATHLETIC COMMUNICATIONS

Assistant Athletic Director for Communications

Football Contact: Kurt Svoboda
Phone: 617-495-2206
Fax: 617-495-2130
Press Box: 617-495-5902
E-Mail: ksvoboda@fas.harvard.edu

Asst. Director of Athletic Communications:

..... Casey Hart
E-Mail: chart@fas.harvard.edu

Asst. Director of Athletic Communications:

..... Heather Palmer
E-Mail: palmer2@fas.harvard.edu

Asst. Director of Athletic Communications:

..... Tim Williamson
E-Mail: twilliam@fas.harvard.edu

Asst. Director of Athletic Communications:

..... Jeff Selesnick
E-Mail: selesn@fas.harvard.edu

Intern: Brock Malone

E-Mail: dha_oac@fas.harvard.edu

Intern: Mark Rivera

E-Mail: dha-smr@fas.harvard.edu

Yale eventually found itself in fourth down with 22 yards to go from its 25 yard line at 2:40 on the clock. With the league's best punter in Tom Mante waiting to boot it down field, Yale instead called an improbably reverse run fake punt that fell seven yards shy as Collin Zych came up with the stop, giving Harvard the ball at Yale's 40 yard line with 2:25 as a stunned Yale crowd looked on.

It took Harvard just three plays to devastate the crowd again as Chris Lorditch cut across the middle of the field and then swiftly past two defenders up the seam as Winters lofted a perfect pass over the inside coverage. Thirty two yards later, Harvard suddenly led 14-10.

Holy Cross' Last Time Out

Massachusetts quarterback Kyle Havens threw for 293 yards and two scores as the Minutemen jumped on Holy Cross early and didn't let up in a 31-7 victory on Saturday in Amherst.

In addition to Havens' performance through the air, the Minutemen (2-0) rushed for 232 yards and two more touchdowns as the Crusaders (1-1) failed to slow down a multi-faceted Massachusetts offense.

The Minutemen jumped out to a 14-0 lead in the first quarter after a 19-yard touchdown reception by Dan Sheeran and a 1-yard touchdown run from John Griffin.

A Jonathan Hernandez 1-yard touchdown run followed by a 3-yard touchdown reception by Rob Blanchflower and a 37-yard field goal by Caleb Violette as time expired in the first half gave Massachusetts a 31-0 lead.

The running back duo of Griffin, who rushed for 75 yards, and Hernandez, who added 71, led the way on the ground for the Minutemen.

Holy Cross was limited to 43 rushing yards and held the ball for just 21 minutes.

Harvard Coach Tim Murphy

In his 17th season as Harvard's head coach, Tim Murphy enters Saturday's game with a 104-55 record with the Crimson and a 136-100-

1 overall head coaching record, which includes five years at Cincinnati and two years at Maine. Murphy is one of just five coaches to win 100 games since the formation of the Ivy League in 1954. Murphy has led Harvard to five Ivy League championships (1997, 2001, 2004, 2007, 2008). He is 11-4 all-time against Holy Cross.

Holy Cross Coach Tom Gilmore

Tom Gilmore is in his seventh season at Holy Cross sideline, and he enters the game against Harvard with a 40-28 record with the Crusaders. Gilmore, who played at Penn as an undergraduate, was the 1985 Ivy League player of the year. He is 2-4 against Harvard as a head coach.

Elite Company

With 104 career victories on the Harvard sideline, head coach Tim Murphy ranks second on the Crimson's all-time wins chart. Murphy is 13 wins away from Joe Restic's school record 117 wins (from 1971-93).

Ivy Era Coaches

Since the formal naming of the Ivy League in 1956, just five coaches have reached the 100-win plateau with two of them being Harvard men.

Carm Cozza, Yale: 179
Bob Blackman, Dartmouth 127
Al Bagnoli, Penn: 122
Joe Restic, Harvard: 117
Tim Murphy, Harvard: 104

Success

Over the past 12 years, Harvard has won five Ivy League championships (four outright) and had two undefeated seasons while posting the Football Championship Subdivision's second-highest winning percentage this decade.

Did You Say Nine Times?

The Crimson has finished with at least seven wins in each of the last nine years, becoming the only program in Ivy League history to have such a stretch of success. Three years ago, Harvard became the first Ivy team to post a string of even seven such seasons together.

Quick Facts

Location Cambridge, Mass.
Founded 1636
Enrollment 6,704
Colors Crimson, Black and White
President (Effective July 2007) Drew Gilpin Faust
Nichols Family Dir. of Athletics Robert L. Scalise
Affiliation NCAA Division I
Conference Ivy League
Home Stadium Harvard Stadium (30,323)
Surface Field Turf

Team Information

Head Coach Tim Murphy

Captain Collin Zych '11
2009 Record 7-3
Ivy League Record/Finish 6-1/2nd
Final National Ranking NA

Program History

First Season of Football 1874
All-Time Record 805-377-50
National Championships 7 (1890, 1898, 1899, 1910, 1912, 1913, 1919)
Ivy League Championships... 13 (1961, 1966, 1968, 1974, 1974, 1982, 1983, 1987, 1997, 2001, 2004, 2007, 2008)

LAST MEETING

#23 Holy Cross 27 - #25 Harvard 20

September 19, 2009

Fitton Field • Worcester, Mass.

HARVARD	6	0	7	7	-	20
HOLY CROSS	7	7	6	7	-	27

H - Gordon, Gino 5 pass from Winters, Collier (Long, Patrick kick failed)

HC - Nick Cole 21 pass from Dom. Randolph (Rob Dornfried kick)

HC - Randolph 1 run (Dornfried kick)

HC - Matt Bellomo 10 run (kick failed)

H - Gordon 2 run (Long kick)

HC - Ger. Mistretta 45 pass from Randolph (Dornfried kick)

H - Lorditch, Chris 46 pass from Winters (Long kick)

Team Statistics	H	HC
FIRST DOWNS	22	18
RUSHES-YARDS (NET)	37-132	24-79
PASSING YDS (NET)	195	293
Passes Att-Comp-Int	37-22-0	39-25-0
TOTAL OFF. -YARDS	74-327	63-372
Fumble Returns-Yards	0-0	0-0
Punt Returns-Yards	2-6	2-21
Kickoff Returns-Yards	3-58	3-51
Interception Returns-Yards	0-0	0-0
Punts (Number-Avg)	4-34.5	5-37.2
Fumbles-Lost	3-1	0-0
Penalties-Yards	6-50	10-120
Possession Time	31:02	28:58
Third-Down Conversions	4 of 14	7 of 14
Fourth-Down Conversions	2 of 4	0 of 1
Red-Zone Scores-Chances	2-3	2-3
Sacks By: Number-Yards	1-1	1-2

Individual Statistics

Rushing: Harvard-Gordon, Gino 16-67; Winters, Collie 11-40; Scales, Treavor 7-31; Ho, Cheng 1-8; Chrissis, Adam 1-minus 1; Dombrowski, Jac 1-minus 13. Holy Cross-Dom. Randolph 7-41; Matt Bellomo 10-35; L. Chmielinski 1-9; Mike Frawley 1-5; Nick Mercurio 1-2; Kyle Toulouse 1-minus 6; Team 3-minus 7.

Passing: Harvard-Winters, Collie 22-37-0-195. Holy Cross-Dom. Randolph 25-39-0-293.

Receiving: Harvard-Lorditch, Chris 9-89; Gordon, Gino 4-26; Luft, Matt 3-35; Cook, Mike 3-31; Schwarzkopf, Ni 1-8; Chrissis, Adam 1-3; Iannuzzi, Marco 1-3. Holy Cross-Matt Bellomo 7-40; L. Chmielinski 4-59; Rob Koster 3-40; Alex Schneider 3-20; Bill Edger 2-32; Josh Jenkins 2-10; Ger. Mistretta 1-45; Nick Cole 1-21; Freddie Santana 1-18; Nick Mercurio 1-8.

The current stretch is the Crimson's best nine-year run since a 28-year streak of seven-plus win seasons came to an end in 1911. The program has won 65 games over the past nine seasons.

Coach's Road Trip

This summer, Tim Murphy embarked on a week-long journey overseas to speak with men and women of the United States military as part of the Coaches Tour 2010. The purpose of the trip was to provide service men and women with a break from the rigors of active duty while providing a temporary outlet of something sports-related.

Murphy was joined on the trip by Oregon head coach Chip Kelly, Illinois coach Ron Zook and West Point head coach Rich Ellerson. Murphy and Kelly were also guest lecturers at the USC Coach of the Year Clinic at The Galen Center Pavilion in Los Angeles, Calif. earlier in the summer.

Oh Captain, My Captain

Harvard captain Collin Zych was named as the Ivy League Preseason Defensive Player of the Year by the College Sporting News as part of its 2010 FCS Yearbook edition. Zych was named to the same honor by The Sporting News and has also earned the honor from Lindy's.

This summer, Zych was named to three different preseason All-America teams and also has an invitation to the Football Championship Subdivision Senior Scout Bowl later this year.

Tough Scheduling

Harvard has the toughest non-conference schedule as compiled from the preseason rankings from Any Given Saturday and The Sports Network. In order of hardest schedule:

1. Harvard- #14 Holy Cross, TOP 50 Lafayette, TOP 50 Lehigh
2. Princeton- TOP 50 Lehigh, TOP 50 Lafayette, #21 Colgate
3. Penn- TOP 50 Lafayette, #1 Villanova, Bucknell
4. Brown- TOP 50 Stony Brook, Rhode Island, #14 Holy Cross
5. Dartmouth- Bucknell, Sacred Heart, #14 Holy Cross
6. Cornell- Wagner, Bucknell, #21 Colgate
7. Columbia- Fordham, Towson, TOP 50 Lafayette
8. Yale- Georgetown, TOP 50 Albany, Fordham

Conference Call

Harvard has won 16 of its last 21 non-league games dating back to 2003. Harvard's last undefeated nonleague schedule came in 2008 (3-0) and was the fourth time in a six-year span that the Crimson went undefeated against the Patriot League's trio of Holy Cross, Lafayette

and Lehigh.

League Matters

Harvard was picked first alongside in the 2010 Ivy League preseason media poll for the fourth time in the last five years. The Crimson received 10 of the 17 first place votes.

1. Harvard (10)	128
2. Penn (6)	124
3. Brown	95
4. Yale (1)	83
5. Columbia	61
6. Princeton	55
7. Dartmouth	39
8. Cornell	27

Crimson Tide, Crimson

Harvard currently ranks ninth among all college football programs — and second among FCS schools — in all-time wins.

School..... Wins

1. Michigan	878
2. Yale	857
3. Texas	845
4. Notre Dame	837
5. Nebraska	826
6. Ohio State	818
7. Alabama	815
8. Penn State	812
9. Harvard	805
10. Penn	799*

*Penn forfeited five wins in 1997 due to the use of an ineligible player.

Crimson Colored Ivy

Since the formation of the Ivy League in 1956, Harvard has been the winningest team during league play.

Ivy League Games

Team	W	L	T	Pct.
Harvard	227	142	9	.612
Dartmouth	219	150	14	.591
Yale	219	151	8	.590
Princeton	205	168	5	.549
Penn	198	176	4	.529
Cornell	169	204	5	.454
Brown	159	212	7	.430
Columbia	88	285	5	.239

Overall Records

Team	W	L	T	Pct.
Yale	303	201	9	.599
Harvard	301	202	11	.596
Dartmouth	273	229	12	.543
Princeton	275	232	7	.542
Penn	271	236	6	.534
Cornell	233	272	9	.462
Brown	228	276	10	.453
Columbia	125	381	9	.252

Ivy League Titles

Team	Outright	Shared
Dartmouth	9	8
Penn	11	3

NATIONAL POLLS

The Sports Network (Sept. 13, 2010)

1. Villanova Wildcats (74)	1-1 ... 3,338
2. App. St. Mountaineers (25)	2-0 ... 3,269
3. James Madison Dukes (30)	2-0 ... 3,100
4. Jacksonville St. Gamecocks (9) ..	2-0 ... 2,948
5. Southern Illinois Salukis	1-1 ... 2,510
6. Montana Grizzlies	1-1 ... 2,415
7. Elon Phoenix	1-1 ... 2,382
8. New Hampshire Wildcats	1-1 ... 2,151
9. Richmond Spiders	0-1 ... 2,086
10. Steph. F. Austin Lumberjacks ..	1-1 ... 2,050
11. Delaware Blue Hens	2-0 ... 1,991
12. William & Mary Tribe	1-1 ... 1,968
13. Northern Iowa Panthers	1-0 ... 1,769
14. South Carolina State Bulldogs ..	1-1 ... 1,508
15. Liberty Flames	2-0 ... 1,419
16. Massachusetts Minutemen ...	2-0 ... 1,418
17. Cal Poly Mustangs	2-0 ... 1,210
18. Eastern Washington Eagles ...	1-1 ... 1,149
19. McNeese State Cowboys	1-1 ... 1,077
20. South Dakota St. Jackrabbits ..	0-1 ... 1,052
21. Weber State Wildcats	1-1 ... 788
22. Montana State Bobcats	1-1 ... 532
23. North Dakota State Bison	1-1 ... 497
24. Furman Paladins	1-0 ... 407
25. South Dakota Coyotes	1-1 ... 324

Others receiving votes: Prairie View A&M 281, Penn 235, Central Arkansas 177, Wofford 158, Gardner-Webb 156, No. Arizona 140, E. Illinois 89, Chattanooga 76, **Harvard 59**, Jackson St. (1) 58, Florida A&M 50, Colgate 38, Georgia So. 34, Illinois St. 33, SE Louisiana 23, W. Illinois 22, Holy Cross 19, So. Utah 19, Missouri St. 17, Delaware St. 16, Hampton 16, Youngstown St. 14, Alabama St. 13, Howard 9, Norfolk St. 8, Brown 8, Jacksonville 8, No. Colorado 6, Georgetown 6, Samford 5, N. Dakota 5, Morehead St. 5, Texas St. 4, UC Davis 3, Morgan St. 2, Austin Peay 1, Dayton 1, E. Kentucky 1, Maine 1, Old Dominion 1.

FCS Coaches Poll (Sept. 13, 2010)

1. Appalachian State (11)	2-0 ... 671
2. Villanova (8)	1-1 ... 655
3. James Madison (5)	2-0 ... 640
4. Jacksonville State (2)	2-0 ... 587
5. Southern Illinois (1)	1-1 ... 523
6. Montana	1-1 ... 479
7. Elon	1-1 ... 478
8. New Hampshire	1-1 ... 475
9. Richmond	0-1 ... 473
10. Northern Iowa (1)	1-0 ... 423
11. Stephen F. Austin	1-1 ... 398
12. Delaware	2-0 ... 397
13. William & Mary	1-1 ... 343
14. Liberty	2-0 ... 297
15. Massachusetts	2-0 ... 274
16. Eastern Washington	1-1 ... 266
17. South Carolina State	1-1 ... 260
18. Cal-Poly	2-0 ... 243
19. McNeese State	1-1 ... 212
20. Weber State	1-1 ... 199
21. South Dakota State	1-1 ... 166
22. Montana State	1-1 ... 112
23. North Dakota State	1-1 ... 86
24. South Dakota	1-1 ... 77
25. Furman	1-0 ... 72

Other receiving votes: Gardner-Webb (69), Northern Arizona (31), Georgia Southern (27), Penn (26), Illinois State (23), **Harvard (21)**, Prairie View A&M (16), Southeastern Louisiana (15), Southern Utah (12), Alabama State (10), Eastern Illinois (10), Texas State (10), Colgate (7), Old Dominion (4), Youngstown State (4), Missouri State (3), Butler (2), Central Arkansas (2), Florida A&M (2)

Yale	6	8
Harvard	6	7
Princeton	3	6
Brown	1	3
Cornell	0	3
Columbia	0	1

Ivy League Composite Scoring & Defense

Team	Pts for	Avg.	Pts vs	Avg
Harvard	8254	21.8	6469	17.1
Penn	8110	21.5	7143	18.9
Dartmouth	8107	21.4	6559	17.4
Princeton	8017	21.2	6830	18.1
Yale	7980	21.1	6160	16.3
Brown	7354	19.5	8474	22.4
Cornell	7150	18.9	7739	20.5
Columbia	5485	14.5	9916	26.2

See Them On Sunday

Harvard currently has four players on NFL rosters. Matt Birk '98 was a six-time All-Pro center for the Minnesota Vikings and now suits up for the Baltimore Ravens, while Ryan Fitzpatrick '05 plays for the Buffalo Bills. Desmond Bryant '09 is a defensive tackle for the Oakland Raiders and Chris Pizzotti is on the Green Bay Packers. James Williams was signed by the Indianapolis Colts during preseason camp.

NFL

Over the past 12 years, Harvard has seen 21 players move on to professional careers, including All-Pro Matt Birk '98 (Baltimore Ravens) and Jamil Soriano '03, who won a Super Bowl ring with the New England Patriots. Quarterback Ryan Fitzpatrick '05 (Buffalo Bills) started 13 games for the Cincinnati Bengals in 2008 and 10 games for the Buffalo Bills in 2009. Desmond Bryant was one of the leading tacklers among defensive linemen for the Oakland Raiders in 2009.

Champions Abound

Every four-year player recruited by Crimson head coach Tim Murphy has both graduated and been part of at least one Ivy League championship team. Murphy has led Harvard to Ivy League championships in 1997, 2001, 2004, 2007 and 2008.

Pomp And Circumstance

Five Harvard players — senior defensive end Josue Ortiz (Avon Park, Fla.), junior offensive lineman Scott Fritz (Houston, Texas), junior defensive end John Lyon (Durham, N.C.), sophomore linebacker Joshua Boyd (Hyde Park, Mass.), and sophomore offensive lineman Jim Deng (Old Saybrook, Conn.) — were valedictorians of their high school classes.

The Stadium

Harvard's record at Harvard Stadium since 2001 is 39-8 while winning 19 of its last 22 there. The team has four undefeated home

marks in that stretch (6-0 in 2001, 5-0 in 2004, 5-0 in 2007, 5-0 in 2008).

800

With its win at Lehigh on Oct. 3, 2009, Harvard became the ninth school in Division I to record 800 wins all-time ... The Crimson has an all-time record of 805-377-50 (.674).

Road Trip Huh?

From 2000-09, Harvard posted a 36-11 in road games. The Crimson was 27-7 in Ivy League road games during that span.

Helping Hands

Over the past six seasons, Harvard is 30-6 in games in which a Crimson running back has rushed for at least 100 yards.

Out Of The Gates

Harvard has won its Ivy League opener in 10 of the last 11 seasons with nine of the wins coming against Brown and the other coming against Columbia.

Get Them Early

Dating back to the start of the 2003 season, Harvard is 43-1 when leading at halftime.

Where We Are Now

Saturday's game will be Harvard's 1,233rd varsity football game. The Crimson has an all-time record of 805-377-50 (.672).

Over Par

Harvard has scored points in a school-record 117 consecutive games. The Crimson has not been shut out since a 24-0 loss to Columbia in the 1998 season opener.

Magic Numbers

Harvard is 267-5-1 all-time (.979) when the Crimson scores 30 or more points.

Moving Up

Harvard now has 805 wins and is the second-winningest program in FCS history behind Yale (857).

Playing The Percentages

In 2009, Harvard football put the finishing touches on a decade that saw Harvard post the second highest national winning percentage in the Football Championship Subdivision and seventh highest in all of Division I. Harvard's .768 winning percentage from 2000-09 trailed only Montana while FBS schools Texas, Boise State, Oklahoma, Ohio State and Florida were the only schools to finish ahead of Tim Murphy's Crimson. Rounding out the national top 10 in the decade was LSU, USC and Appalachian State.

FCS 2000-09W-L..... Pct.

1. Montana 120-24833
2. Harvard 76-23768

HARVARD'S 2010 RECORD WHEN

Overall	0-0
At Home	0-0
On the Road	0-0
Ivy League at Home	0-0
Ivy League on the Road	0-0
September Record	0-0
October Record	0-0
November Record	0-0
Day Games	0-0
Night Games	0-0
In The Rain	0-0
Leading after one quarter	0-0
Trailing after one	0-0
Tied after one	0-0
Leading at the half	0-0
Trailing at the half	0-0
Tied at the half	0-0
Leading after three	0-0
Trailing after three	0-0
Tied after three	0-0
In overtime	0-0
Scoring First	0-0
Scoring 30 or More Points	0-0
Opponent Scoring Fewer Than 20	0-0
Decided By Seven Points or Less	0-0
Against Ranked Opponents	0-0
Come From 10 or More Points Down	0
Opp. From 10 or More	0
Come-From-Behind 4th Quarter Wins	0
Opp. 4th Quarter Comeback	0
Rushing 0-99 yards	0-0
Rushing 100-199 yards	0-0
Rushing 200+ yards	0-0
Passing 0-99 yards	0-0
Passing 100-199 yards	0-0
Passing 200-299 yards	0-0
Passing 300+ yards	0-0
Opponent rushes 0-99 yards	0-0
Opponent rushes 100-199 yards	0-0
Opponent rushes 200+ yards	0-0
Opponent passes 0-99 yards	0-0
Opponent passes 100-199 yards	0-0
Opponent passes 200-299 yards	0-0
Opponent passes 300+ yards	0-0

3. Appalachian State	102-33	756
4. Northern Iowa	80-29	734
5. Penn	69-29	704
6. McNeese State	82-35	700
7. Colgate	81-34	701
8. San Diego	73-33	689
9. Furman	83-39	680
10. Hampton	73-36	669

Div. I 2000-09 W-L Pct.

1. Texas	109-13	893
2. Boise State	112-17	868
3. Montana	120-24	833
4. Oklahoma	110-24	821
5. Ohio State	102-25	803
6. Florida	100-27	787
7. Harvard	76-23	768
8. LSU	99-31	761
9. USC	85-27	759
10. Appalachian State	102-33	756

Recognition

Harvard has had at least one All-American in each of the last 11 years.

The Digits

Coming into the 2010 season, Harvard's record over the past ...

Five seasons: 40-11

Six seasons: 47-14

Friendly Confines

Harvard is 415-217-34 all-time in Harvard Stadium. Its 400th career home victory came in 2006 in a 33-23 victory over Cornell in front of 13,287.

In The Name

Harvard Stadium is the nation's first sports venue to use the term "Stadium." The next oldest just hosted its final game as Yankee Stadium was retired following a Sep. 21 victory against Baltimore.

Name Recognition

Harvard Stadium, the Yale Bowl and the Rose Bowl are the only three college football venues recognized as National Historic Landmarks.

Three Amigos

Harvard boasts three wide receivers whom have all logged at least one 100-yard receiving game in their career (Marco Iannuzzi, Chris Lorditch and Levi Richards).

Defense

In its last 38 Ivy League games, just two teams have managed 400-yards against Harvard.

Perfection

With a 7-0 record en route to the 2007 Ivy Football title, Harvard tied Dartmouth for the second most perfect Ivy League seasons with four, three behind Penn. The Crimson has recorded 7-0 League marks in 1997, 2001 and 2004 prior to capturing the Ivy title in 2007

without a loss.

Better Than Average

In 2009, Harvard clinched its 110th season at .500 or better in the program's 136-year history. It marked the Crimson's 11th straight year at .500 or better.

Hall of Fame

Head coach Tim Murphy was inducted into the Springfield College Athletics Hall of Fame on Oct. 20, 2007 - just hours after leading the Crimson to a 27-10 victory over Princeton. A 1978 graduate of the college, Murphy joined five other members as the school's 35th class to be inducted.

Oh Captain, My Captain

Collin Zych (Plano, Texas) is the 137th captain of Harvard football. Harvard elects just one captain each season.

Video Killed The Radio Star?

Harvard will once again have live streaming of all home games on GoCrimson.com with the exception of the Yale game, which will be available on tape delay immediately following the game.

New in 2010, all home games will be available for On Demand viewing at any time during the season for fans who cannot watch the games live.

The Crimson returns to radio on this season on WBNW 1120 (Business Radio Boston) with Bernie Corbett and Mike Giardi '94. Their call can also be heard on WPLM 1390 Plymouth and WESO 970 Sturbridge as well as on GoCrimson.com. Home games will be streamed live with the utilization of the Stadium's new four-camera video board operation.

The Freaks Come Out At Night

Harvard drew 18,898 fans to its 2007 season opener against Brown in the first night football game at the Stadium.

A year later, in its 2008 opener against Holy Cross, the Crimson drew 20,462 in the first Friday night game at the Stadium.

The Crimson drew 17,263 to its third night game - against Brown in 2009.

Harvard is 3-0 all-time in night games - with all of the wins coming at Harvard Stadium.

Behind Center

This season, Harvard starts its sixth different quarterback on Opening Day in the last seven years. This season, senior Andrew Hatch will be the starter with 2009 All-Ivy League selection Collier Winters missing this season with an injury.

PRONUNCIATION GUIDE

No.	Name	Pronunciation
77	Eric Baars	BARE-z
8	Tyler Caveness	CAV-EE-ness
81	Adam Chrissis	CHRIS-iss
4	Andrew Ezekoye	Ez-ZEH-koy-yay
49	Alex Gedeon	GID-ee-on
69	Jack Holuba	HAUL-oh-buh
87	Marco Iannuzzi	i-uh-NEW-zee
44	Kyle Juszcyk	JEE-zich
31	John Kohlhauf	COLE-hof
25	Dan Minamide	Min-uh-MEE-dee
88	Nnamdi Obukwelu	Naam-dee OH-buck-WAIL-oo
91	Victor Ojukwu	oh-JUKE-woo
6	Brian Owusu	OH-woo-sue
93	Dave Saultric	Salute-trick
7	Alex Sarkisian	Sar-kiss-ee-an
60	Austin Scheufele	CHEF-Lee
65	Aaron Spisak	SPEE-zack
34	Khadi Tshishiku	KAA-dee Chee-SHE-coo
27	Collin Zych	ZITCH

Last year, Winters earned all-conference honors in his first season under center; In 2008, two-time Ivy Player of the Year and current Green Bay Packers' player Chris Pizzotti '09 started the openers; In 2007 it was All-Ivy QB Liam O'Hagan starting at Holy Cross. Pizzotti started the 2006 opener; Richard Irvin started in 2005, and current Buffalo Bills' QB Ryan Fitzpatrick '05 started the 2004 season-opener.

Running Downhill...

Despite being known for its pro-style spread offense, last season saw Harvard rush for at least 150 yards in five of its last six Ivy League games (251 vs. Cornell, 267 vs. Princeton, 315 vs. Dartmouth, 151 at Columbia, 176 at Yale).

Running Uphill...

Last season, Harvard allowed fewer than 65 rushing in four of its last six Ivy League games (62 vs. Cornell, 38 vs. Princeton, 64 vs. Dartmouth, minus-18 at Columbia for a total of 146 yards (36.5 per game) on exactly 100 carries (1.46 yards per carry).

Run Stoppers

Harvard has notoriously held Ivy League teams under 100 yards rushing. Since 2008, Harvard has held nine of 14 teams under the century mark. Going back to 2006, the Crimson has held Ivy foes under 100 yards in 19 of 28 games including five times each in 2006, 2007 and 2009.

Meet You at 100

Last season, then-junior RB Gino Gordon (8 rushes, 119 yards, 3 TDs) and eventual Ivy Rookie of the Year Treavor Scales (20 rushes, 120 yards, 2 TDs) became the first Harvard duo in 10 years to rush for at least 100 yards each in a game versus Dartmouth. Both players had their century marks before the end of the third quarter as Harvard built a big lead ... The last time two backs collected 100 yards apiece came in 1999 when Chris Menick (22 rushes for 115) and Chuck Nwokocha (14 rushes for 110 yards) broke out against Cornell.

Scales and Gordon combined for 239 yards on 28 carries (8.5 ypc) against Dartmouth.

100 & 100

Gino Gordon became the first player at Harvard to record both 100 rushing and receiving yards in a single game (119 rushing on 8 attempts, 103 receiving on 4 receptions) when he did so against Dartmouth.

All-Purpose

With 222 all-purpose yard against Dartmouth, Gino Gordon became the first Crimson player to reach 200 all-purpose yards since Clifton Dawson had exactly 200 on Oct. 14, 2006 in a 24-7 win over Lafayette. Dawson had 144 rushing yards and 56 receiving yards in the game.

Dawson is the last player to have more all-purpose yards than Gordon when he accumulated 223 yards (103 run, 28 receiving, 92 on kickoffs) in a 42-14 win over Dartmouth on Oct. 29, 2005.

Lonely At The Top

Harvard is the only school in Division I Football Championship Subdivision that has registered two unbeaten, untied seasons since 1995. The Crimson was 9-0 in the 2001 season before going 10-0 in 2004.

Top Of The Charts

Harvard has won seven national championships in football — in 1890, 1898, 1899, 1910, 1912, 1913 and 1919.

Perfect In Postseason

Harvard has played one postseason game in its history. The Crimson defeated Oregon, 7-6, to win the Rose Bowl Jan. 1, 1920. It's the only time since 1898 that Yale hasn't been Harvard's last opponent.

Rose Garden

Harvard has won more Rose Bowl games (one) than two current members of the Pac-10 (Arizona, Washington State) and one member of the Big Ten (Indiana). Harvard has won as many Rose Bowl titles as Oregon, Oregon State, Minnesota, Penn State and Arizona State.

Home Improvement

The three-year old FieldTurf playing surface at Harvard Stadium was the first phase of a three-step, \$5 million upgrade to the facility. Stadium lighting was completed in 2007 and a state-of-the-art, pressurized removable bubble is placed over the field following the conclusion of each season in December, allowing for year-round use of the 105-year-old facility. After 1,204 games, Harvard played its first night game Sept. 22, 2007 against Brown - and won, 24-17 - at Harvard Stadium.

Other Notable Football Alumni

Harvard football players have distinguished themselves professionally in a number of fields. Hon. Hamilton Fish '10 was a two-time All-America who went on to a distinguished career as a United States representative. Former U.S. attorney general Hon. Robert F. Kennedy '48 was a three-year letterwinner for Harvard, while his brother, Hon. Edward M. Kennedy '54 lettered for the Crimson in 1955 (and caught Harvard's lone touchdown pass against Yale in 1954); Academy Award-winning actor Tommy Lee Jones '69 was a first-team All-Ivy League offensive tackle for the Crimson and a member of Harvard's undefeated 1968 team.

Double Agents

Harvard graduate and current offensive coordinator Joel Lamb '93 was the offensive coordinator at Yale for three years — and an assistant

in New Haven for nine — before joining the Harvard staff in 2006.

Tony Reno, the secondary coach and special teams coordinator, was Yale's defensive backs coach for six seasons.

Breadth

Harvard sponsors 41 varsity sports, the most of any NCAA Division I college. There are roughly 1,200 student-athletes who compete in intercollegiate athletics at Harvard - more than any other Division I school.

Harvard fields the largest Division I athletic program in America with 41 Division I varsity sports. Sports Illustrated placed Harvard in the top 45 of "America's Best Division I Sports Colleges," the only Ivy League school to appear in the top 50.

Geography Class

Harvard's roster includes players from 31 different states.

The App State Addendum?

The Associated Press allowed its voters to cast ballots for non-FBS teams starting with the Sept. 10, 2007 national survey. The last non-current-FBS member to be ranked in the then-AP Top 20 was Colgate with a 9-0 mark at No. 20 in the Nov. 7, 1977, national ratings.

Bay State Banner

Holy Cross is Harvard's only 2010 opponent that is located in the state of Massachusetts.

History Made

Clifton Dawson '07 became the first offensive player in Ivy League history to be named to the first team four times. The only four-time first team All-Ivy pick on defense in school history is Dawson's former teammate Dante Balestracci '04.

He Did It

Clifton Dawson '07 set the Ivy League's all-time rushing mark (4,841 yards) in 2006, breaking a 35-year-old league record of 4,715 yards, which had been held by Cornell's Ed Marinaro since 1971.

Equal Footing

Though Ed Marinaro played just three seasons of varsity football (freshmen were not eligible for varsity competition then), he had 918 career rushing attempts — only two fewer than Clifton Dawson '07 had when Dawson broke the league record.

Elite Company

A look at Clifton Dawson's '07 current standing among the Ivy League's career leaders:

CAREER RUSHING YARDS

1. Clifton Dawson, Harvard (2003-06) 4,841

2. Ed Marinaro, Cornell (1969-71)4,715
3. Chad Levitt, Cornell (1993-96).....4,657
4. Nick Hartigan, Brown (2002-05).....4,488
5. Mike McLeod, Yale (2005-08).....4,514

CAREER RUSHING TOUCHDOWNS

1. Clifton Dawson, Harvard (2003-06) 60
2. Mike McLeod, Yale (2005-08)..... 54
3. Nick Hartigan, Brown (2002-05)..... 52
4. Ed Marinaro, Cornell (1969-71) 50
5. Keith Elias, Princeton (1991-93)..... 49

Making His Points

Clifton Dawson '07 scored 398 points in his career, shattering Harvard's previous school record of 215 points, held for 91 years by Charlie Brickley '15. He finished his career ranked fifth all-time in Division I FCS in points and sixth in rushing TDs.

Four Times

Clifton Dawson '07 became just the ninth Division I player in history to reach 1,000 yards in four different seasons. The eight other players who have done it are Tony Dorsett (Pittsburgh, 1973-76), Amos Lawrence (North Carolina, 1977-80), Dennis Manns (New Mexico State, 1995-98), Jerry Azumah (New Hampshire, 1995-98), Ron Dayne (Wisconsin, 1996-99), Adrian Peterson (Georgia Southern, 1998-01), DonTrell Moore (New Mexico, 2002-05), and Steve Baylark (Massachusetts, 2003-06).

Miscellany

Harvard has won 139 national team championships in 18 different sports, most recently the 2009-10 women's squash title.

Harvard is the nation's oldest university, founded in 1636.

The Price Is Right

In welcoming the Harvard College Class of 2012, Harvard ushered in a dramatic expansion of our financial aid programs. Through a series of reforms over the past few years, families with incomes up to \$60,000 are no longer expected to contribute to the cost of their children's undergraduate education; families earning up to \$180,000 will be asked to contribute just a modest fraction of their incomes (generally 10 percent or less); and grants have replaced loans for all undergraduates receiving aid. Harvard has long sought to attract the most talented and promising students, whatever their financial means. It remains a paramount priority to make that ideal real.

That is true not just in the College but across the University. The Medical School initiated a new financial aid program, designed to reduce the cost of a four-year medical education by an average of \$50,000 for families earning \$120,000 or less. Newly entering JD students at the Law School can look forward to a tuition-free third year if they commit to at least

five years of public service after graduation. Throughout the Schools we have substantially increased our investment in financial aid--by nearly 30 percent in the past three years alone. Harvard will continue to strive not only to enroll the very best students from across the economic spectrum, but also to ensure that the burden of excessive debt does not deter Harvard graduates from pursuing careers reflecting their highest aspirations.

Tradition

Harvard boasts one of the oldest and most successful college football programs in America, with numerous national and Ivy League Championships in its history. Since helping inaugurate intercollegiate competition more than 150 years ago, Harvard has become synonymous with excellence in athletics and academics. Success.

Academics

Harvard is universally regarded as the top academic institution in America and also has the highest graduation rate (approximately 98 percent). Harvard student-athletes pursue a wide range of academic courses along with their peers. Over the past three seasons alone, the football team graduated an award-winning opera singer in Noah Van Niel, a dual-degree holder with a bachelors and master's degree in Andrew Berry who was named the nation's Student-athlete of the Year and Cheng Ho, whose well-known story saw him evolve from a Taiwanese immigrant to an All-Ivy League running back and current NFL employee.

Diversity

Harvard students are regular kids, who come from all corners of the country. With its diverse student body and metropolitan environment, Black Enterprise ranks Harvard as one of the nation's top colleges and universities for African-Americans.

Boston/Cambridge

Boston is the unrivaled "College Town, USA" with more colleges and universities than any metropolitan area in the country. The Sporting News dubbed the city the nation's best sports town in 2002, 2004 and 2005.

Offense

A system that has smashed numerous school and Ivy League records and annually ranks among the top-performing units in the nation. Harvard became the first school in Ivy history to average over 500 yards per game in Ivy League play, when it did so in the 2000 season.

THE IVY LEAGUE 2010 STANDINGS

2010 Standings	Ivy	Overall
Penn	0 0 .000	0 0 .000
Harvard	0 0 .000	0 0 .000
Brown	0 0 .000	0 0 .000
Yale	0 0 .000	0 0 .000
Columbia	0 0 .000	0 0 .000
Princeton	0 0 .000	0 0 .000
Dartmouth	0 0 .000	0 0 .000
Cornell	0 0 .000	0 0 .000

Last Week's Games

NONE

This Week's Games

Georgetown at Yale	12:00 PM
Stony Brook at Brown	12:30 PM
Fordham at Columbia	12:30 PM
Princeton at Lehigh	12:30 PM
Cornell at Wagner	1:00 PM
Dartmouth at Bucknell	1:00 PM
Holy Cross at Harvard	7:00 PM
Lafayette at Penn	7:00 PM

HARVARD VS. HOLY CROSS SERIES HISTORY

38 wins, 23 losses, 2 ties

*2009..... 20-27.....L
 2008..... 25-24.....W
 *2007..... 28-31.....L
 2006..... 31-14.....W
 *2005..... 31-21.....W
 2004..... 35-0.....W
 *2003..... 43-23.....W
 2002..... 28-23.....W
 2000..... 25-27.....L
 *1999..... 25-17.....W
 1998..... 20-14 (ot).....W
 1997..... 52-24.....W
 *1996..... 28-25.....W
 1995..... 22-27.....L
 *1994..... 27-17.....W
 1993..... 41-25.....W
 *1992..... 7-30.....L
 1991..... 13-28.....L
 *1990..... 14-35.....L
 1989..... 17-31.....L
 *1988..... 20-35.....L
 *1987..... 6-41.....L
 1986..... 0-41.....L

*1985..... 28-20.....W
 1984..... 14-24.....L
 1983..... 10-10.....T
 *1982..... 24-17.....W
 1981..... 19-33.....L
 1980..... 14-13.....W
 1975..... 18-7.....W
 1974..... 24-14.....W
 1971..... 16-21.....L
 1969..... 13-0.....W
 1968..... 27-20.....W
 1965..... 17-7.....W
 1962..... 20-34.....L
 1960..... 13-6.....W
 1951..... 6-33.....L
 1950..... 7-26.....L
 1949..... 22-14.....W
 1948..... 20-13.....W
 1947..... 7-0.....W
 1946..... 13-6.....W
 1935..... 0-13.....L
 1934..... 6-26.....L
 1933..... 7-10.....L

1932..... 7-0.....W
 1931..... 7-0.....W
 1930..... 0-27.....L
 1929..... 12-6.....W
 1928..... 0-0.....T
 1927..... 14-6.....W
 1926..... 14-19.....L
 1925..... 6-7.....L
 1924..... 12-6.....W
 1923..... 6-0.....W
 1922..... 20-0.....W
 1921..... 3-0.....W
 1920..... 3-0.....W
 1913..... 47-7.....W
 1912..... 19-0.....W
 1911..... 8-0.....W
 1904..... 28-5.....W

* denotes Harvard road game

THE LAST TIME IT HAPPENED

RUSHING**300 Yard Rushing Game**

Nov. 9, 1991 - Matt Johnson vs. Brown 30 att., 323 yards, 1 TD

250 Yard Rushing Game

Oct. 18, 1997 - Chris Menick vs. Holy Cross 34 att., 261 yards, 3 TD

200 Yard Rushing Game

Oct. 22, 2005 - Clifton Dawson at Princeton 35 att., 203 yards, 2 TD

150 Yard Rushing Game

Oct. 28, 2006 - Clifton Dawson at Dartmouth 26 att., 164 yards, 3 TD

100 Yard Rushing Game

Oct 31, 2009 - Gino Gordon vs. Dartmouth 8 att., 119 yards, 3 TDs and Treavor Scales 20 att., 120 yards, 2 TDs

Two 150 Yard Rushers In A Game

Oct. 1, 1994 - Kweli Thompson (25 att., 171 yards, 1 TD) and Eion Hu (35 att., 154 yards, 2 TD) vs. Holy Cross

Two 100 Yard Rushers In A Game

Oct 31, 2009 - Gino Gordon (8 att., 119 yards, 3 TDs) and Treavor Scales (20 att., 120 yards, 2 TDs) vs. Dartmouth

100 Yard Rushing Game by a Quarterback

Oct. 9, 2004 - Ryan Fitzpatrick vs. Cornell
17 att., 102 yards, 1 TD

Opponent 200 Yard Rushing Game

Oct. 25, 2003 - Jon Veach of Princeton 34 att., 205 yards, 2 TD

Opponent 100 Yard Rushing Game

Nov. 21, 2009 - Thomas of Yale
26 att., 124 yards, 0 TD

Opponent Two 100 Yard Rushers

Nov. 11, 1995 - Jason Scott (23 att., 134 yards, 1 TD) and Aman Abye (18 att., 133 yards, 1 TD) of Penn

PASSING**400 Yard Passing Game**

Nov. 2, 2002 - Neil Rose vs. Dartmouth 36 of 50, 443 yards, 3 TD

350 Yard Passing Game

Nov. 8, 2008 - Chris Pizzotti vs. Columbia 25 of 40, 376 yards, 4 TD

300 Yard Passing Game

Nov. 8, 2008 - Chris Pizzotti vs. Columbia 25 of 40, 376 yards, 4 TD

Opponent 400 Yard Passing Game

Nov. 22, 2003 - Alvin Cowan of Yale
34 of 46, 438 yards, 2 TD, 1 INT

Opponent 350 Yard Passing Game

Nov. 22, 2003 - Alvin Cowan of Yale
34 of 46, 438 yards, 2 TD, 1 INT

Opponent 300 Yard Passing Game

Sept. 15, 2007 - Dominick Randolph of Holy Cross 29 of 55, 339 yards, 4 TD, 1 INT

RECEIVING**200 Yard Receiving Game**

Nov. 2, 2002 - Carl Morris vs. Dartmouth 21 receptions, 257 yards, 2 TD

150 Yard Receiving Game

Sept. 19, 2008 - Marco Iannuzzi vs. Holy Cross 11 receptions, 174 yards, 1 TD

100 Yard Receiving Game

Oct. 17, 2009 - Chris Lorditch vs. Lafayette 4 receptions, 100 yards, 1 TD

100 Yard Receiving Game by a RB

Oct 31, 2009 - Gino Gordon vs. Dartmouth
4 receptions, 103 yards

Two 100 Yard Receivers In A Game

Nov. 8, 2008 - Matt Luft (6 receptions, 110 yards, 1 TD) and Levi Richards (7 receptions, 102 yards, 2 TD) vs. Columbia

Opponent 200 Yard Receiving Game

Sept. 24, 2005 - Jarrett Schreck of Brown 9 receptions, 223 yards, 2 TD

Opponent 150 Yard Receiving Game

Sept. 24, 2005 - Jarrett Schreck of Brown
9 receptions, 223 yards, 2 TD

Opponent 100 Yard Receiving Game

Oct. 25, 2008 - Will Thanheiser of Princeton 8 receptions, 114 yards, 0 TD

Opponent Two 100 Yard Receivers

Sept. 22, 2007 - Buddy Farnham (8 receptions, 102 yards, 1 TD) and Paul Raymond (6 receptions, 106 yards, 1 TD) of Brown

ALL-PURPOSE YARDS**300 All-Purpose Yards**

Nov. 9, 1991 - Matt Johnson vs. Brown 323 (323 Run)

275 All-Purpose Yards

Oct. 18, 2003 - Clifton Dawson vs. Lafayette 279 (218 Run, 4 Rec, 57 KR)

250 All-Purpose Yards

Sep. 24, 2005 - Clifton Dawson vs. Brown 253 (189 Run, 173 Rec, 47 KR)

200 All-Purpose Yards

Oct 31, 2009 - Gino Gordon vs. Dartmouth 222 (119 Run, 103 Rec)

Two 100 All-Purpose Yards Players

Oct. 31, 2009 - Gino Gordon (119 Run, 103 Rec - 222 Total) and Treavor Scales (120 Run, 11 Rec - 131 Total) vs. Dartmouth

Three 100 All-Purpose Yards Players

Nov. 8, 2008 - Adam Chrissis (10 Run, 69 Rec, 46 KR - 125 Total); Matt Luft (110 Rec), and Levi Richards (103 Rec.) vs. Columbia

RETURNS**Kickoff Return For A Touchdown**

Oct. 7, 2006 - Clifton Dawson vs. Cornell 93 yards

Opp. Kickoff Return For A Touchdown

Oct. 22, 2005 - Jay McCairens of Princeton 93 yards

Punt Return For A Touchdown

Nov. 20, 2004 - Brian Edwards vs. Yale
53 yards

Opponent Punt Return For A Touchdown

Nov. 8, 2008 - Austin Knowlin of Columbia 76 yards

Blocked Punt Return For A Touchdown

Oct. 27, 1992 - Sam Wolff vs. Lafayette 16 yards

Opponent Blocked Punt Return For A TD

Oct. 31, 2009 - Michael Reilly of Dartmouth 16 yards

Blocked Field Goal Return For A TD

Nov. 20, 1999 - Mike Brooks vs. Yale; 66 yards; kick blocked by Shawn Parker

Interception Return For A Touchdown

Oct. 3, 2009 - Jon Takamura at Lehigh 60 yards

Two Interception Returns For TDs

Oct. 28, 2000 - Dante Balestracci vs. Dartmouth 48 yards and 53 yards

Two Interception Game

Oct 10, 2009 - Brian Owusu at Cornell
0 yards, 0 yards

Three Interception Game

Nov. 15, 2008 - Ryan Barnes at Penn
0 yards (TB), 28 yards and 0 yards (TB)

Two Fumble Recovery Game

Nov. 7, 2009 - Nick Hasselberg at Columbia 0 yards, 0 yards

Opponent Interception Return For A TD

Sept. 17, 2005 - Casey Gough of Holy Cross 42 yards

Fumble Return For A Touchdown

Nov. 8, 2008 - Peter Ajayi vs. Columbia 30 yards

Two Fumble Returns For Touchdowns

Oct. 6, 2001 - John Perry (85 yards) and Brendan McCafferty (19 yards) vs. Northeastern

Opponent Fumble Return For A TD

Sept. 29, 2007 - Paul Bode of Lehigh
27 yards

THE LAST TIME IT HAPPENED, CONT.

SCORING AND SHUTOUTS**Most Points In A Quarter**

1st - 31 vs. Bucknell (Oct. 5, 1968)
 2nd - 29 vs. Columbia (Oct. 13, 1973)
 3rd - 29 vs. Cornell (Oct. 19, 1974)
 4th - 28 vs. Columbia (Sept. 27, 1985), vs. Princeton (Nov. 10, 1951)

Most Points In A Half

1st - 41 vs. Columbia (Nov. 5, 2005)
 2nd - 49 vs. Columbia (Sept. 25, 1985)

Last Shutout By Harvard

Home: Nov. 22, 2008 vs. Yale (10-0)
 Away: Oct. 28, 2006 at Dartmouth (28-0)

Last Shutout Against Harvard

Home: Oct. 11, 1986 by Cornell (0-3)
 Away: Sept. 19, 1998 by Columbia (0-24)

Last 30 Point Game By Harvard

Oct. 31, 2009 - 42 vs Dartmouth (in a 42-21 win)

Last 30 Point Game By Harvard

Nov. 7, 2009 - 34 at Columbia (in a 34-21 win)

Last 40 Point Game By Harvard

Oct. 31, 2009 - 42 vs Dartmouth (in a 42-21 win)

Last 50 Point Game By Harvard

Nov. 5, 2005 - 55 at Columbia (in a 55-7 win)

Last 60 Point Game By Harvard

Oct. 30, 1999 - 63 vs. Dartmouth (in a 63-21 win)

Last 30 Point Game Against Harvard

Oct. 17, 2009 - 35 by Lafayette (in a 35-18 Harvard loss)

Last 40 Point Game Against Harvard

Oct. 1, 2005 - 49 by Lehigh (in a 49-24 Harvard loss)

Last 50 Point Game Against Harvard

Oct. 7, 1989 - 50 by Lehigh (in a 50-28 Harvard loss)

Last 60 Point Game Against Harvard

Nov. 11, 1950 - 63 by Princeton (in a 63-26 Harvard loss)

Comeback of at Least 10-Point Deficit

Harvard: No. 21, 2009 - at Yale; trailed 10-0, and won 14-10

Opponent: Sept. 27, 2008 - at Brown; led 13-0, and lost 24-22

Comeback of at Least 17-Point Deficit

Harvard: Sept. 30, 2006 - at Lehigh; trailed 24-7, and won 35-33
 Nov. 19, 2005 - at Yale; trailed 21-3, and won 30-24 in triple-overtime
 Sept. 25, 2004 - at Brown; trailed 21-0 and 31-10, and won 35-34
 Oct. 27, 2001 - vs. Dartmouth; trailed 21-0 and won 31-21
 Sept. 21, 1985 - at Columbia; trailed 17-0, and won 49-17

Opponent: Oct. 7, 2000 - vs. Cornell; led 28-0, and lost 28-29

Comeback of at Least 20-Point Deficit

Harvard: Sept. 25, 2004 - at Brown; trailed 21-0 and 31-10, and won 35-34
 Oct. 27, 2001 - vs. Dartmouth; trailed 21-0, and won 31-21
 Nov. 23, 1968 - vs. Yale; trailed 22-0, and tied 29-29

Opponent: Oct. 7, 2000 - vs. Cornell; led 28-0, and lost 28-29

ETC...**Blocked Punt**

Oct. 24, 2009 - Alex Gedeon vs. Princeton

Opponent Blocked Punt

Nov. 14, 2009 - Jason Schmucker of Penn

Blocked Field Goal Attempt

Oct. 21, 2006 - Desmond Bryant at Princeton

Opponent Blocked Field Goal Attempt

Sept. 29, 2007 - Heath Brickner of Lehigh

Safety

Nov. 3, 2008 - at Dartmouth (Dez Bryant)

Defensive Extra Point

Sept. 16, 2000 - Mike Brooks vs. Holy Cross

Opponent Defensive Extra Point

Oct. 6, 2007 - Colin Nash of Cornell

Defense Held Opponent Under 250 Yards

Oct. 24, 2009- vs. Princeton in a 37-3 win
 157 yards

Defense Held Opponent Under 200 Yards

Oct. 24, 2009- vs. Princeton in a 37-3 win
 157 yards

Defense Held Opponent Under 150 Yards

Nov. 17, 2008- at Yale in a 37-6 win
 109 yards

Opponent Defense Held Harvard Under 250 Yards

Nov. 18, 2006 - Yale in a 34-13 loss, 218 yards
 Oct. 8, 2005 - Cornell in a 27-13 loss, 226 yards
 Oct. 2, 1999 - Colgate in a 24-21 loss, 250 yards
 Nov. 14, 1998 - Penn in a 41-10 loss, 238 yards

Opponent Recovers Onside Kick

Nov. 7, 2009- at Columbia in a 34-21 win

Tim Murphy AT A GLANCE

Harvard Record:..... 104-55 (17th year)

Overall Record: 136-100-1 (24th year)

- Includes five years at Cincinnati and two years at Maine

Career Highlights

- 2004 American Football Monthly Division I-AA national coach of the year
- Led Harvard to two undefeated seasons (2001, 2004) and five Ivy League championships (1997, 2001, 2004, 2007, 2008)
- Two-time ECAC coach of the year (1997, 2001)
- Four-time New England coach of the year (1987, 1997, 2001, 2004)
- Two-time AFCA Northeast Region coach of the year (1987, 2001)
- Earned his 100th career head coaching victory in Harvard's 38-35 double-overtime win against Brown Sept. 24, 2005

HARVARD ALL-TIME COACHING RECORDS

sorted by total wins

.....	W	L	T
Joseph Restic (1971-93)	117	97	6
Timothy L. Murphy (1994-pres.)	104	55	0
John M. Yovicsin (1957-70)	78	42	5
Percy D. Haughton (1908-16)	71	7	5
Richard C. Harlow (1935-42, 45-47) ..	45	39	7
Robert T. Fisher (1919-25)	43	14	5
Stewart/Adams (1890-92)	34	2	0
William T. Reid (1901, 05-06)	30	3	1
Lloyd P. Jordan (1950-56)	24	31	3
W. Cameron Forbes (1897-98)	21	1	1
Arnold Horween (1926-30)	21	17	3
Edward L. Casey (1931-34)	20	11	1
Benjamin H. Dibblee (1899-1900) .	20	1	1
Stewart/Lake (1893)	12	1	0
Frank A. Mason (1886)	12	2	0
William A. Brooks (1894)	11	2	0
John W. Farley (1902)	11	1	0
John S. Cranston (1903)	9	3	0
Robert W. Emmons (1895)	8	2	1
Bertram G. Waters (1896)	7	4	0
Edgar N. Wrightington (1904)	7	2	1
Joshua Crane (1907)	7	3	0
Lucius N. Littauer (1881)	6	1	1
Wingate Rollins (1917)	3	1	3
Pooch Donovan (1918)	2	1	0
Arthur Valpey (1948-49)	5	12	0

TIM MURPHY

Thomas Stephenson Family Head Coach for Harvard Football

By any measure, Tim Murphy has led Harvard's storied football program to its most prosperous and successful era since the early 20th century - a trend he hopes to continue into 2010 as he enters his 17th year as the Thomas Stephenson Family Head Coach for Harvard Football.

One of the game's finest teachers and motivators, Murphy took charge of the Harvard program prior to the 1994 season and has since led the program to a dominant state within the Football Championship Subdivision.

He is the first Harvard coach since the legendary Percy Haughton to lead the Crimson to two unbeaten, untied seasons in his tenure. The 2008 season culminated in Harvard's fifth Ivy League championship under Murphy (13th overall), its second consecutive Ivy crown, and the third in five seasons. The 2008 Crimson finished the year ranked 14th in the FCS Coaches Poll and continued a tradition of winning never before seen in the storied Ivy League.

In accumulating a 9-1 overall record in 2008 and a 7-3 record in 2009, Harvard continued its streak as the first and only team in Ivy League history to record nine consecutive seasons with at least seven victories. Harvard's current stretch is the program's best nine-year run since a 28-year stretch of seven-plus win seasons came to an end in 1911. The team's nine-year win total of 70 (70-19) is one shy of its program-record output from 1908-1916.

Just the fourth head coach to man the Harvard sideline in the last 56 years, Murphy enters the 2010 season with a 104-55 record with the Crimson. His overall head coaching record stands at 136-100-1 through 23 years, including five seasons as head coach at Cincinnati and two at Maine.

Equally as impressive, every four-year player recruited by Murphy to Harvard has both graduated from the university and been part of at least one Ivy League championship team.

Murphy enters the 2010 season ranked second in school history in total wins, trailing only the legendary Joe Restic (who won 117 games with the Crimson) on the all-time chart. The two coaches are closely linked and remain close. In the spring of 2008, Murphy joined Restic as Harvard coaches to be honored with the National Football Foundation Eastern Chapter's Ron Burton Distinguished America Award, given to a former football player who has carried the lessons learned on the field to his larger community.

Murphy has guided the Crimson to four outright, and five overall, Ivy League titles in the past 13 years. The 2001 Harvard squad posted its first undefeated, untied campaign since 1913, while the 2004 team went a step

further by going 10-0 to mark the first perfect season with at least 10 wins since 1901. Murphy's 1997 Crimson also won the Ivy title, which was Harvard's first in 10 years. In a game that will go down in history as one of

equal importance and dominance, the 2007 championship season was capped by a 37-6 victory at Yale against a previously undefeated Bulldog team that was highly ranked in both total offense and defense.

The 2006 season saw Murphy's Harvard squad log another program first as the Crimson registered wins against the Ivy League and Patriot League champions for the first time in the same season in school history.

The 2004 season, meanwhile, stands as arguably the Crimson's finest in more than 100 years. The Crimson went 10-0 on the year and had an average margin of victory of 20.5 points. Harvard scored at least 31 points in nine of the 10 games, had a double-digit winning margin in eight games, held its last six opponents to 14 points or less, dealt two shutouts and allowed just one touchdown in the last three games.

Harvard finished the year as the only undefeated school in the FCS and one of just five unbeaten schools in all of college football (along with Southern California, Auburn and Utah from the FBS and Linfield from Division III). The Crimson finished the season ranked No. 13 in the final Sports Network Division I-AA national poll and the ESPN/USA Today poll, marking Harvard's highest finish in the national rankings since the formation of the Division I-AA polls. Harvard's final Sagarin Rating stood 37th among the 239 Division I football schools, ahead of Minnesota, Brigham Young, Clemson, Stanford, Maryland, Alabama, Nebraska, Syracuse, Michigan State and Penn State, among others.

Murphy saw two Harvard players achieve All-America status and one earn Academic All-America recognition in 2004, while the Crimson had 15 players, the most in school history, named All-Ivy League. Harvard's starting quarterback, Ryan Fitzpatrick '05, was tabbed as the league's player of the year and went on to play in the East-West Shrine Game and the Hula Bowl.

Murphy himself was named the American Football Monthly Division I-AA national coach of the year and was a finalist for the Eddie Robinson Award. He was named the New



England Division I-AA coach of the year for the fourth time in his career.

Murphy's 2001 Harvard squad finished 9-0 overall and 7-0 in the Ivies, and was ranked No. 19 in the final Sports Network poll. Harvard committed just nine turnovers, averaged 445.0 yards in offense and scored at least four touchdowns in every game. Murphy was both New England Division I-AA coach of the year and Grid Iron Club of Boston I-AA coach of the year, and received AFCA District I coach-of-the-year honors. He was also a finalist for the Eddie Robinson Award.

Previously, Murphy led Harvard to the 1997 Ivy championship, when his squad finished 9-1 overall and 7-0 in League play. It marked the first time in school history that the Crimson had posted a perfect Ivy record. Murphy was named the Scotty Whitelaw ECAC Division I-AA coach of the year and New England coach of the year.

Since 1994, Harvard has had 69 first team All-Ivy selections, five Ivy rookies of the year, four Ivy players of the year, six first team All-Americans and sent 21 players on to pro football, including five-time All-Pro Matt Birk '98 of the Baltimore Ravens. In addition, 10 of his players have received national academic recognition (either CoSIDA Academic All-America or the FCS All-Academic Team). Before sending two players to the 2008 CoSIDA Academic All-American team in 2008, Harvard had a national-best six players recognized on the All-District 1 team.

Murphy, past president of the FCS (Division I-AA) Coaches Association and a member of the Division I-AA Football board of trustees, is Harvard's first endowed coach. In October 1994, Thomas F. Stephenson '64 M.B.A. '66 established a \$2 million endowment fund that supports the head football coach in much the

same way that an endowed chair supports a professor. Stephenson chose to name the fund for members of his family, who have been active participants in the Harvard community for four generations.

Murphy was named head football coach at Harvard Dec. 6, 1993. He came from the University of Cincinnati, where that fall he had directed the Division I-A Bearcats to their finest record in 17 years. Murphy's first head coaching position was at the University of Maine, where, in 1987, he led the Black Bears to their first NCAA Division I-AA playoff berth.

At Cincinnati, Murphy led the Bearcats to an 8-3 record in 1993, their first winning campaign since 1982 and the school's best overall mark since 1976 (9-2). Cincinnati was the fourth-most improved team in Division I-A (an increase of five wins over 1992), and finished the regular season ranked 27th in the country in the USA Today/CNN poll and 28th in the AP poll. It was the program's highest ranking in school history at the time.

This success came after Murphy inherited a program that had a condemned stadium, no practice facilities, and the loss of 19 scholarships after being placed on probation for infractions incurred by the previous coaching staff. He attained all of his short-term goals, including: NCAA compliance, an improved graduation rate, reconstructing the strength and conditioning program and development of a successful major college team. When Murphy took over at Cincinnati in 1989, he was only 32 years old and was the youngest Division I head coach in the nation (along with Dave Rader at Tulsa).

While improvement was consistent throughout his tenure, it all came together in 1993. In that summer, Cincinnati was recognized by the College Football Association for being one of only 20 Division I schools to graduate a minimum of 70 percent of its most recent recruiting class. On the field, the Bearcats had their third-highest point total in school history (302), and set school marks for offensive plays, first downs and fewest turnovers. In addition, Cincinnati won that year's Independent Football Alliance championship (which included then-independents Memphis, East Carolina, Tulsa and Southern Mississippi).

Murphy started his head coaching career at Maine, in 1987 and 1988, when he became the youngest head coach in the country (at age 30) upon succeeding current Dartmouth head coach Buddy Teevens. His first team finished with an 8-4 record (the Black Bears' finest record in 23 years), shared the Yankee Conference title, and advanced to the NCAA Division I-AA tournament for the first time in school history. For those accomplishments, Murphy was named Division I-AA New

England coach of the year and was the AFCA Northeast Region coach of the year.

Murphy also has extensive experience as an assistant coach. He was the offensive coordinator at Maine in 1985 and 1986, when the Black Bears both rushed and passed for more than 2,000 yards in the same season for the first time in school history. He was the offensive line coach at Boston University for three seasons, from 1982 through 1984, and helped the Terriers to Yankee Conference titles and NCAA Division I-AA playoff berths each year. Murphy was also the defensive line coach at Lafayette in 1981, working under Bill Russo when the Leopards posted their best record in school history (9-2), just one season after the squad went 1-10.

Murphy began his coaching career as a part-time assistant at Brown in 1979, and was promoted to assistant varsity offensive line coach the following season. A native of Kingston, Mass., Murphy graduated from Silver Lake High School in 1974. He then attended Springfield College, where he became a four-year starter and was a small college All-New England linebacker as a senior, and graduated with a Bachelor of Science degree in 1978. Murphy earned his M.Ed. from Springfield the following year, did additional postgraduate work at Boston University and was accepted to the J.L. Kellogg Graduate School of Business at Northwestern and the Colgate Darden School of Business at Virginia.

Murphy was chosen to sit on the board of trustees of the American Football Coaches Association in January 2005 and was named to Springfield's All-Decade Team in 2006. In October, 2007, the night following Harvard's 27-10 victory over Princeton, Murphy was inducted into the Springfield College Athletic Hall of Fame.

Murphy resides in Wayland with his wife, Martha Kennedy Murphy, and the couple's three children: Molly Kennedy; Conor Timothy; and Grace Katharine.



COACHING RECORDS

**Percy Haughton 1899 (1908-16)**

Harvard enjoyed its most prosperous era of the early 20th century when Percy Haughton, a member of the Crimson's 1898 championship team, took over as the team's head coach. Prior to Haughton's hiring, it was customary for colleges to change head coaches every year or two, regardless of the team's record. In nine years along the Crimson sideline, Haughton's teams went 71-7-5, won three national championships and finished unbeaten five times. Known for his brilliant schemes that utilized deception and


power, Haughton coached the Crimson until he joined the service during the first World War.

**John Yovicsin (1957-70)**

Arriving at Harvard in 1957 with a somewhat limited coaching background — some years as a high school coach in Pennsylvania before five years as the mentor at Gettysburg College — John Yovicsin guided Harvard through the early years of formal Ivy League competition and delivered three Ivy League championships to Cambridge. He went on to win 78 games in 14 years, and his .644 winning percentage stood as the best by a Harvard coach with more than five years on the sideline since 1926.

All-Time Coaching Records

Years	Coach	Seasons	W	L	T	Pct.
1874-80	Coached by captains	8	17	8	5	.650
1881	Lucius N. Littauer	1	6	1	1	.812
1882-84	Coached by captains	3	22	7	0	.759
1885	—play suspended—					
1886	Frank A. Mason	1	12	2	0	.857
1887-89	Coached by captains	3	31	4	0	.886
1890-92	George A. Stewart & George C. Adams	3	34	2	0	.944
1893	George A. Stewart & Everett G. Lake	1	12	1	0	.923
1894	William A. Brooks	1	11	2	0	.846
1895	Robert W. Emmons	1	8	2	1	.773
1896	Bertram G. Waters	1	7	4	0	.636
1897-98	W. Cameron Forbes	2	21	1	1	.935
1899-1900	Benjamin H. Dibblee	2	20	1	1	.932
1901	William T. Reid	1	12	0	0	1.000
1902	John W. Farley	1	11	1	0	.917
1903	John S. Cranston	1	9	3	0	.750
1904	Edgar N. Wrightington	1	7	2	1	.750
1905-06	William T. Reid	2	18	3	1	.841
<i>(career totals: 3 seasons, 30-3-1, .897)</i>						
1907	Joshua Crane	1	7	3	0	.700
1908-16	Percy D. Haughton	9	71	7	5	.886
+ 1917	Wingate Rollins	1	3	1	3	.643
+ 1918	Pooch Donovan	1	2	1	0	.667
1919-25	Robert T. Fisher	7	43	14	5	.734
1926-30	Arnold Horween	5	21	17	3	.549
1931-34	Edward L. Casey	4	20	11	1	.641
1935-42	Richard C. Harlow	8	29	29	7	.500
1943-44	Henry N. Lamar	2	7	3	1	.682
1945-47	Richard C. Harlow	3	16	10	0	.615
<i>(career totals: 11 seasons, 45-39-7, .533)</i>						
1948-49	Arthur Valpey	2	5	12	0	.294
1950-56	Lloyd P. Jordan	7	24	31	3	.440
1957-70	John M. Yovicsin	14	78	42	5	.644
1971-93	Joseph Restic	23	117	97	6	.545
1994-pres.	Timothy L. Murphy	16	104	55	0	.650
Totals	1,232 games	135	805	377	50	.673
+ Informal Team						

**Joe Restic (1971-93)**

The man who came to define Harvard Football through three decades, Joe Restic coached more games and won more games than any head coach in Crimson history. Restic and his trademark multiflex offense helped Harvard win five Ivy League championships, including a pair of outright titles and back-to-back crowns on two occasions. In 23 years along the Harvard sideline, Restic finished with 117 wins — 39 more than anyone else in Harvard's history — and 92 victories against Ivy League opponents, good for third in conference history.

**Tim Murphy (1994-Present)**

Harvard has seen its football record book rewritten under current head coach Tim Murphy. With five Ivy League championships and two undefeated seasons to his credit, Murphy and his signature no huddle, multiple-formations offense have made the Crimson at least a contender for the championship every year. Murphy's 1997 team made history as the first Harvard squad to go unbeaten and untied in Ivy League play, while his 2001 and 2004 teams stand among best in school history. The 2001 team went 9-0 overall and 7-0 in the league to finish with

a perfect record for the first time in 88 years, while the 2004 squad went 10-0 for the Crimson's best record since 1906.

In a 2007 season marked its fourth undefeated league season since 1997, Harvard became the first program in the storied history of the Ivy League to record at least seven victories in seven consecutive seasons with a total of 54 wins from 2000-07.

The Crimson continued the pace in 2008 with its 13th league championship. The Crimson became just the eighth team in Ivy history to win the title after losing the league opener. An undefeated non-conference schedule propelled the Crimson to a 9-1 mark with four players being selected All-America.

In 2009, Harvard kept its streak of seven-plus-win season intact with a 7-3 record. The mark put the finishing touches on a decade that saw Harvard post the second highest national winning percentage in the Football Championship Subdivision and seventh highest in all of Division I. Harvard's .768 winning percentage from 2000-09 trailed only Montana while FBS schools Texas, Boise State, Oklahoma, Ohio State and Florida were the only school to finish ahead of Tim Murphy's Crimson. Rounding out the national top 10 in the decade was LSU, USC and Appalachian State.

RUSHING RECORDS

Most Attempts

Game	42	Chris Menick '00, vs. Princeton (1997)
	40	Eion Hu '97, vs. Yale (1996)
		Clifton Dawson '07, vs. Princeton (2003)
	39	Mark Vignali '85, vs. Army (1983)
Season	258	Clifton Dawson '07 (2005)
	250	Eion Hu '97 (1996)
	248	Clifton Dawson '07 (2004)
	247	Chris Menick '00 (1997)
	237	Clifton Dawson '07 (2006)
	234	Eion Hu '97 (1994)
Career	958	Clifton Dawson '07 (2003-06)
	726	Chris Menick '00 (1996-99)
	714	Eion Hu '97 (1994-96)
	478	Dick Clasby '54 (1951-53)

Single-Game Rushing Leaders

No.	Name	Att.	Yds.	TD	Opponent (Year)
1.	Matt Johnson '92	30	323	1	at Brown (1991)
2.	Chris Menick '00	34	261	3	Holy Cross (1997)
3.	Vernon Struck '38	33	233	3	at Princeton (1937)
4.	Eion Hu '97	29	229	3	at Colgate (1995)
5.	Clifton Dawson '07	26	218	4	Lafayette (2003)
6.	Robert Santiago '86	24	204	2	at Columbia (1984)
7.	Clifton Dawson '07	35	203	2	Princeton (2005)
8.	Chris Menick '00	32	201	3	at Brown (1997)
	Clifton Dawson '07	31	201	3	at Princeton (2004)
10.	Jim Callinan '82	34	190	0	Princeton (1981)
11.	Jim Callinan '82	15	188	3	Penn (1981)
12.	Robert Santiago '86	31	185	1	at Holy Cross (1985)
13.	Clifton Dawson '07	21	184	3	Holy Cross (2004)
14.	Clifton Dawson '07	40	183	2	Princeton (2003)
15.	Torbie MacDonald '39	30	182	3	Princeton (1938)

Single-Season Rushing Leaders

No.	Name	Att.	Yds.	TD	Avg.	Year
1.	Clifton Dawson '07	248	1,302	17	5.2	2004
2.	Clifton Dawson '07	237	1,277	20	5.1	2006
3.	Chris Menick '00	247	1,267	13	5.1	1997
4.	Clifton Dawson '07	215	1,187	12	5.5	2003
5.	Clifton Dawson '07	258	1,139	11	4.4	2005
6.	Eion Hu '97	230	1,101	8	4.8	1995
7.	Jim Callinan '82	209	1,054	9	5.0	1981
8.	Eion Hu '97	234	1,011	11	4.3	1994
9.	Chris Menick '00	194	969	7	5.0	1999
10.	Eion Hu '97	250	961	7	3.8	1996
11.	Dick Clasby '54	205	950	7	4.6	1951
12.	Bobby Leo '67	130	827	9	6.4	1966
13.	Robert Santiago '86	138	822	5	6.0	1984
14.	Robert Santiago '86	174	793	4	4.6	1985

Career Rushing Leaders

No.	Name	Att.	Yds.	TD	Avg.
1.	Clifton Dawson '07	958	4,241	60	5.1
2.	Chris Menick '00	726	3,330	26	4.6
3.	Eion Hu '97	714	3,073	26	4.3
4.	Vic Gatto '69	454	2,130	16	4.9
5.	Ted DeMars '73	371	1,889	17	5.1
6.	Dick Clasby '54	478	1,825	13	3.8
7.	Robert Santiago '86	350	1,795	10	5.1
8.	Nick Palazzo '03	357	1,782	22	5.0
9.	Tom Winn '77	374	1,719	11	4.5

Most Rushing Touchdowns

Game	5	Tom Ossman '52, vs. Brown (1951)
Season	20	Clifton Dawson '07 (2006)
	17	Clifton Dawson '07 (2004)
	13	Chris Menick '00 (1997)
		Mike Giardi '94 (1991)
	12	Clifton Dawson '07 (2003)
	11	Eion Hu '97 (1994)
		Clifton Dawson '07 (2005)
Career	60	Clifton Dawson '07 (2003-05)
	29	Mike Giardi '94 (1991-93)
	26	Chris Menick '00 (1996-99)
		Eion Hu '97 (1994-96)



Clifton Dawson '07

PASSING RECORDS

Most Attempts

Game	52	Tom Yohe '89, at Holy Cross (1987)
		Neil Rose '03, vs. Yale (2000)
	50	Neil Rose '03, at Dartmouth (2002)
	48	Jim Stoeckel '74, at Penn (1973)
Season	339	Neil Rose '03 (2000)
	321	Tom Yohe '89 (1987)
	308	Chris Pizzotti '08-09 (2008)
Career	729	Neil Rose '03 (1998-2002)
	710	Chris Pizzotti '08-09 (2004-08)
	673	Rich Linden '00 (1996-99)

Most Completions

Game	36	Neil Rose '03, at Dartmouth (2002)
	30	Chris Pizzotti '08-09, vs. Holy Cross (2008)
	28	Neil Rose '03, vs. Yale (2000)
	27	Jim Stoeckel '74, at Penn (1973)
	27	Chris Pizzotti '08-09, at Yale (2007)
Season	203	Neil Rose '03 (2000)
	193	Chris Pizzotti '08-09 (2008)
	164	Rich Linden '00 (1997)
	164	Chris Pizzotti '07-08 (2007)
Career	455	Neil Rose '03 (1998-2002)
	427	Chris Pizzotti '08-09 (2004-08)
	384	Ryan Fitzpatrick '05 (2001-04)
	372	Rich Linden '00 (1996-99)

Most Consecutive Completions

Game	16	Vin Ferrara '96, at Dartmouth (1994)
-------------	----	--------------------------------------

Best Completion Percentage

Game	.900	Dick Clasby '54, vs. Colgate, 9 of 10 (1953)
	.864	Vin Ferrara '96, at Dartmouth, 19 of 22 (1994)
		Neil Rose '03, vs. Holy Cross, 19 of 22 (2002)
Season	.661	Neil Rose '03, 123 of 186 (2002)
	.641	Neil Rose '03, 127 of 198 (2001)
	.631	Chris Pizzotti '08-09, 164 of 260 (2007)
	.627	Ryan Fitzpatrick '05, 94 of 150 (2002)
	.627	Chris Pizzotti '08-09, 193 of 308 (2008)
Career	.624	Neil Rose '03, 455 of 729 (1998-2002)
	.601	Chris Pizzotti '08-09, 427 of 710 (2004-08)
	.599	Ryan Fitzpatrick '05, 384 of 641 (2001-04)
	.587	Liam O'Hagan '08-09, 263 of 448 (2005-08)

Most Passing Touchdowns

Game	5	Carroll Lowenstein '54, vs. Davidson (1953)
	4	Larry Brown '79, vs. Yale (1978)
		Neil Rose '03, at Yale (2001)
		Ryan Fitzpatrick '05, vs. Brown (2003)
		Ryan Fitzpatrick '05, at Yale (2003)
		Chris Pizzotti '08-09 at Yale (2007)
		Chris Pizzotti '08-09 vs. Columbia (2008)
Season	18	Neil Rose '03 (2000)
	17	Chris Pizzotti '08-09 (2008)
	17	Tom Yohe '89 (1987)
Career	41	Neil Rose '03 (1998-2002)
	39	Ryan Fitzpatrick '05 (2001-04)
	37	Chris Pizzotti '08-09 (2004-08)
	30	Tom Yohe '89 (1986-88)

Single-Game Passing Leaders

No.	Name	Comp.	Att.	Yds.	TD	Opponent (Year)
1.	Neil Rose '03	36	50	443	3	at Dartmouth (2002)
2.	Neil Rose '03	24	38	412	3	at Brown (2000)
3.	Brad Wilford '00	26	34	398	3	Dartmouth (1999)
4.	Chris Pizzotti '08-09	25	40	376	4	Columbia (2008)
5.	Chris Pizzotti '08-09	30	44	370	1	Holy Cross (2008)
6.	Chris Pizzotti '08-09	23	35	365	2	Princeton (2007)
7.	Ryan Fitzpatrick '05	20	35	361	4	Brown (2003)
8.	Ryan Fitzpatrick '05	20	27	359	2	at Holy Cross (2003)
9.	Don Allard '83	18	29	358	2	Massachusetts (1982)
10.	Ryan Fitzpatrick '05	24	32	353	3	Cornell (2002)

Single-Season Passing Leaders

No.	Name	Comp.	Att.	Yds.	Pct.	TD	Year
1.	Neil Rose '03	203	339	2,655	.599	18	2000
2.	Chris Pizzotti '08-09	193	308	2,490	.627	17	2008
3.	Chris Pizzotti '08-09	164	260	2,134	.631	14	2007
4.	Tom Yohe '89	158	321	2,134	.492	17	1987
5.	Rich Linden '00	164	286	2,099	.573	16	1997
6.	Liam O'Hagan '08	157	262	2,005	.599	15	2005
7.	Ryan Fitzpatrick '05	158	276	1,986	.572	13	2004
8.	Brad Wilford '00	162	296	1,866	.547	9	1999
9.	Collier Winters '12	156	272	1,861	.574	15	2009
10.	Neil Rose '03	127	198	1,830	.641	15	2001
11.	Ryan Fitzpatrick '05	107	178	1,770	.601	16	2003

Career Passing Leaders

No.	Name	Comp.	Att.	Yds.	Pct.	TD	Int.
1.	Neil Rose '03	455	729	5,949	.624	41	23
2.	Chris Pizzotti '08-09	427	710	5,675	.601	37	13
3.	Ryan Fitzpatrick '05	384	641	5,234	.599	39	15
4.	Tom Yohe '89	320	648	4,407	.494	30	24
5.	Rich Linden '00	372	673	4,300	.553	24	27
6.	Mike Giardi '94	284	577	4,198	.492	19	21
7.	Liam O'Hagan '09	263	448	3,232	.587	23	18
8.	Vin Ferrara '96	270	492	3,022	.549	16	21
9.	Larry Brown '79	180	317	2,704	.568	23	14
10.	Brian White '86	157	313	2,335	.502	18	14



Ryan Fitzpatrick '05 accounted for over 6,700 yards in his career, including passing for over 5,200.

RECEIVING RECORDS

Single-Game Reception Leaders

No.	Name	Rec.	Yds.	TD	Opponent (Year)
1.	Carl Morris '03	21	257	2	at Dartmouth (2002)
2.	Pat McNally '75	13	178	2	at Brown (1973)
	Jim Curry '78	13	158	1	Colgate (1977)
	Carl Morris '03	13	142	2	Yale (2000)
5.	Wally Grant '65	11	98	0	Bucknell (1964)
	Brian Barringer '88	11	119	0	at Holy Cross (1987)
	Marco Iannuzzi '11	11	174	1	Holy Cross (2008)
	Terence Patterson '00	11	121	2	at Dartmouth (1997)
	Carl Morris '03	11	153	1	Dartmouth (2001)
	Carl Morris '03	11	210	2	Holy Cross (2002)
	Carl Morris '03	11	165	1	Cornell (2002)
	Brian Edwards '05	11	124	1	Dartmouth (2004)
	Ryan Tyler '06	11	177	0	Penn (2005)

Single-Season Reception Leaders

No.	Name	Rec.	Yds.	Avg.	TD	Year
1.	Carl Morris '03	90	1,288	14.3	8	2002
2.	Carl Morris '03	71	943	13.3	12	2001
3.	Carl Morris '03	60	920	15.3	8	2000
4.	Pat McNally '75	56	752	13.4	7	1973
	Corey Mazza '07-08	56	785	14.0	7	2007
6.	Terence Patterson '00	54	537	9.9	1	1999
7.	Matt Luft '10	53	875	16.5	5	2008
8.	Brian Edwards '05	51	646	12.7	4	2004
9.	Corey Mazza '07-08	51	773	15.2	7	2004
10.	Rodney Byrnes '05	50	482	9.6	2	2002

Career Reception Leaders

No.	Name	Rec.	Yds.	Avg.	TD
1.	Carl Morris '03	245	3,488	14.2	28
2.	Corey Mazza '07-08	177	2,803	15.8	28
3.	Terence Patterson '00	146	1,461	10.0	5
4.	Matt Luft '10	132	2,147	16.3	14
5.	Colby Skelton '98	127	1,942	15.3	6
6.	Pat McNally '75	108	1,485	13.8	15
7.	Brian Edwards '05	105	1,628	15.5	13
8.	Rodney Byrnes '05	92	1,112	12.1	8
9.	Clifton Dawson '07	80	759	9.5	4
10.	Ryan Tyler '06	78	976	12.5	4

Most Touchdown Receptions

Game	3	Pat McNally '75 vs. Rutgers (1974) Bob McDermott '76 vs. Dartmouth (1975) Kelly Widman '06 vs. Penn (2005)
Season	12 8	Carl Morris '03 (2001) Pat McNally '75 (1974) Carl Morris '03 (2000, '02) Brian Edwards '05 (2003) Corey Mazza '07-08 (2006)
Career	28 28 15 14 13 11	Carl Morris '03 (1999-2002) Corey Mazza '07-08 (2003-07) Pat McNally '75 (1972-74) Matt Luft '10 (2006-09) Brian Edwards '05 (2001-04) Jim Curry '78 (1975-77)



Carl Morris '03 is Harvard's all-time leading receiver with 245 catches.

Most Yards Gained

Game	257 220 214	Carl Morris '03, at Dartmouth, 21 receptions (2002) Carl Morris '03, at Brown, 10 receptions (2000) James Curry '78, vs. Cornell, 9 receptions (1974)
Season	1,288 943 920 875 864 785 773 721 712	Carl Morris '03, 90 receptions (2002) Carl Morris '03, 71 receptions (2001) Carl Morris '03, 60 receptions (2000) Matt Luft '10, 53 receptions (2008) Brian Edwards '05, 47 receptions (2003) Corey Mazza '07-08, 56 receptions (2007) Corey Mazza '07-08, 51 receptions (2004) Matt Luft '10, 43 receptions (2007) Rich Horner '80, 40 receptions (1979)
Career	3,488 2,803 2,147 1,942 1,628 1,485 1,461 1,269 1,173 1,112	Carl Morris '03, 155 receptions (1999-2002) Corey Mazza '07, 121 receptions (2003-07) Matt Luft '10, 132 receptions (2006-09) Colby Skelton '98, 127 receptions (1994-97) Brian Edwards '05, 105 receptions (2001-04) Pat McNally '75, 108 receptions (1972-74) Terence Patterson '00, 146 receptions (1996-99) Jim Curry '78, 68 receptions (1975-77) Rich Horner '80, 64 receptions (1977-79) Rodney Byrnes '05, 92 receptions (2001-03)

TOTAL OFFENSE AND SCORING RECORDS

Single-Game Total Offense Leaders

No.	Name	Att.	Yds.	Opponent (Year)
1.	Ryan Fitzpatrick '05	45	471	at Holy Cross (2003)
2.	Neil Rose '03	54	449	at Dartmouth (2002)
3.	Neil Rose '03	51	427	at Brown (2000)
4.	Ryan Fitzpatrick '05	52	419	Cornell (2004)
5.	Ryan Fitzpatrick '05	45	417	Cornell (2002)
6.	Ryan Fitzpatrick '05	47	410	Brown (2003)
7.	Brad Wilford '00	38	387	Dartmouth (1999)
8.	Larry Brown '79	28	375	Penn (1977)
9.	Chris Pizzotti '08-09	52	368	Holy Cross (2008)
10.	Tom Yohe '89	45	363	Massachusetts (1988)

Single-Season Total Offense Leaders

No.	Name	Att.	Yds.	Avg.	Year
1.	Neil Rose '03	442	2,861	6.5	2000
2.	Chris Pizzotti '08-09	395	2,676	6.8	2008
3.	Liam O'Hagan '08-09	389	2,448	6.3	2005
4.	Ryan Fitzpatrick '05	394	2,434	6.2	2004
5.	Rich Linden '00	385	2,308	6.0	1997
6.	Ryan Fitzpatrick '05	287	2,200	7.7	2003
7.	Collier Winters '11	393	2,156	5.5	2009
8.	Neil Rose '03	265	2,076	7.8	2001
9.	Mike Giardi '94	367	2,058	5.6	1993
10.	Chris Pizzotti '08-09	313	2,034	6.5	2007
11.	Tom Yohe '89	417	1,982	4.8	1987

Career Total Offense Leaders

No.	Name	Att.	Yds.	Avg.
1.	Ryan Fitzpatrick '05	1,006	6,721	6.7
2.	Neil Rose '03	943	6,519	6.9
3.	Chris Pizzotti '08-09	866	5,675	6.6
4.	Mike Giardi '94	1,005	5,057	5.0
5.	Clifton Dawson '07	958	4,841	5.1
6.	Rich Linden '00	941	4,657	4.9
7.	Tom Yohe '89	845	4,370	4.9
8.	Clifton Dawson '07	721	3,628	5.0
9.	Chris Menick '00	729	3,371	4.6
10.	Liam O'Hagan '08-09	542	3,268	6.0

Single-Season Scoring Leaders

No.	Name	TD	FG	XP	XP2	Pts.	Year
1.	Clifton Dawson '07	22	0	0	0	132	2006
2.	Clifton Dawson '07	18	0	0	0	108	2004
3.	Charlie Brickley '15	9	13	1	0	94	1912
4.	Clifton Dawson '07	14	0	0	1	86	2005
5.	Chris Menick '00	14	0	0	0	84	1997
6.	Charlie Brickley '15	8	11	0	0	81	1913
7.	Mike Giardi '94	13	0	0	0	78	1991
8.	Matt Schindel '08	0	13	34	0	73	2004
9.	Carl Morris '03	12	0	0	0	72	2001
	Clifton Dawson '07	12	0	0	0	72	2003

Career Scoring Leaders


No.	Name	TD	FG	XP	XP2	Pts.
1.	Clifton Dawson '07	66	0	0	1	398
2.	Charlie Brickley '15	23	25	2	0	215
3.	Matt Schindel '08	0	30	92	0	182
4.	Mike Giardi '94	29	0	0	1	176
5.	Chris Menick '00	28	0	0	2	172
6.	Patrick Long '10	0	27	87	0	168
	Carl Morris '03	28	0	0	0	168
8.	Eion Hu '97	27	0	0	0	162
9.	Mike Giampaolo '00	0	26	67	0	145
10.	Jim Villanueva '84	0	27	58	0	139
11.	Nick Palazzo '03	22	0	0	0	132

Career Scoring Leaders (Kicking)

No.	Name	FG	XP	Pts.
1.	Matt Schindel '08	30	92	182
2.	Patrick Long '10	27	87	168
3.	Mike Giampaolo '00	26	67	145
4.	Jim Villanueva '84	27	58	139
5.	Patrick Long '10	22	56	122
6.	Bruce Tetirick '74	16	68	116
7.	Rich Szaro '71	15	52	97
8.	Scott Johnson '92	17	40	91
9.	Rob Steinberg '86	16	42	90
10.	Mike Lynch '76-77	16	40	88
11.	Mark Hall '94	14	39	81

Most Plays

Game	62	Neil Rose '03, vs. Yale (2000)
		Tom Yohe '89, vs. Holy Cross (1987)
Season	442	Neil Rose '03 (2000)
	417	Tom Yohe '89 (1987)
Career	1,006	Ryan Fitzpatrick '05 (2001-04)
	1,005	Mike Giardi '94 (1991-93)
	958	Clifton Dawson '07 (2003-06)
	943	Neil Rose '03 (1998-2002)
	941	Rich Linden '00 (1997-99)



Baseball and football great Mike Giardi '94 accounted for 29 touchdowns in his career.

Most Touchdowns

Game	5	Tom Ossman '52, vs. Brown (1951)
Season	22	Clifton Dawson '07 (2006)
	18	Clifton Dawson '07 (2004)
	14	Chris Menick '00 (1997)
		Clifton Dawson '07 (2005)
	13	Mike Giardi '94 (1991)
Career	66	Clifton Dawson '07 (2003-06)
	29	Mike Giardi '94 (1991-93)
	28	Corey Mazza '07-08 (2004-2007)
		Chris Menick '00 (1996-99)
		Carl Morris '03 (1999-2002)

Most Field Goals

Game	5	B.W. Trafford 1891, vs. Cornell (1890)
		Charlie Brickley '15, vs. Yale (1913)
Season	13	Charlie Brickley '15 (1912)
		Patrick Long '10 (2008)
		Matt Schindel '08 (2004)
Career	30	Matt Schindel '08 (2004-06)
	27	Jim Villanueva '84 (1981-83)
		Patrick Long '10 (2006-09)
	26	Mike Giampaolo '00 (1996-99)

Most PATs

Game	9	Mike Giampaolo '00, vs. Dartmouth (1999)
Season	34	Matt Schindel '08 (2004)
		Robbie Wright '04 (2000)
	31	Patrick Long '10 (2009)
Career	92	Matt Schindel '08 (2004-06)
	87	Patrick Long '10 (2006-09)
	68	Bruce Teririck '74 (1971-73)
	67	Mike Giampaolo '00 (1996-99)



Milt "Pineapple" Holt '75 threw 16 touchdowns during the 1974 season.

DEFENSIVE RECORDS**Most Interceptions**

Game	3	Ryan Barnes '10, at Penn (2008)
		Chip Gannon '47, vs. Yale (1946)
		Doug Hewlett '08, vs. Dartmouth (2007)
		Jim Noonan '47, vs. Coast Guard (1946)
		Dave Poe '66, vs. Holy Cross (1965)
		Tom Wynne '68, vs. Boston University (1967)
		Tom Williamson '68, vs. Cornell (1967)
Season	8	Cecil Cox '86 (1985)
		Ken O'Donnell '49 (1947)
		Steven Williams '08 (2007)
Career	16	Steven Williams '08 (2009-07)
	15	Ken O'Donnell '49 (1946-48)
	14	Jeff Compas '98 (1995-97)
	11	Doug Hewlett '08 (2004-07)

Most Interceptions Returned For a Touchdown

Game	2	Dante Balestracci '04, at Dartmouth (2000)
Season	2	Dante Balestracci '04 (2000)
Career	2	Dante Balestracci '04 (2000-03)
		Steven Williams '08 (2004-07)

Most Tackles

Game	20	Isaiah Kacyvenski '00, vs. Colgate (1999)
		Isaiah Kacyvenski '00, vs. Fordham (1999)
	18	Justin Frantz '96, vs. Cornell (1994)
Season	135	Isaiah Kacyvenski '00 (1999)
	108	Isaiah Kacyvenski '00 (1998)
	101	Brent Wilkinson '86 (1985)
Career	395	Isaiah Kacyvenski '00 (1996-99)
	343	Dante Balestracci '04 (2000-03)
	276	Aron Natale '00 (1996-99)

Most Sacks

Season	12	Joe Gordian '91 (1990)
	11	Don Peterson '89 (1988)
		Mark Mead '84 (1983)
		Marc Laborsky '02 (2001)
		Dante Balestracci '04 (2003)
Career	20.5	Chris Smith '98 (1994-97)
	19	Marc Laborsky '02 (1999-2001)
		Michael Berg '07 (2003-06)
		Brad Bagdis '08 (2004-07)
	18	Don Peterson '89 (1986-88)

SPECIAL TEAMS RECORDS

Punting

Most Punts

Game	19	Sam Felton '13, vs. Princeton (1912)
Season	71	Rob Steinberg '56 (1955)
Career	215	Mike Giampaolo '00 (1996-99)
	176	Tim Griffin '96 (1993-95)

Longest Punt

Game	86 yds	Percy Haughton 1899, vs. Yale (1897)
------	--------	--------------------------------------

Best Average

Game	49.3	Adam Kingston '04, six punts for 296 yards, at Lafayette (2000)
Season	41.0	Dick Clasby '54, 30 punts for 1,229 yards (1953)
Career	38.7	Jim Villanueva '84, 164 punts for 6,344 yards (1981-83)

Kickoff Returns

Most Returned

Game	9	David Haller '90, at Penn (1988)
Season	29	Neil Sherlock '06 (2005)
Career	61	Jae Ellis '94 (1991-93)

Most Yards Returned

Game	241	Jerry Blitz '53, at Princeton (1952)
Season	576	Neil Sherlock '06 (2005)
Career	1,142	Jae Ellis '94 (1991-93)

Best Return Average

Season	26.8	Brian Edwards '05 (2004)
	25.7	Rodney Byrnes '05 (2002)
	25.4	Burrelle Duvauchelle '75 (1973)
Career	25.2	Brian Edwards '05 (2001-04)
	22.9	Rod Foster '73 (1970-72)
	19.2	Neil Sherlock '07 (2003-06)

Punt Returns

Most Returned

Game	9	Colby Skelton '98, at Dartmouth (1997)
	8	Chuck Shirey '86, vs. Dartmouth (1985)
Season	41	Colby Skelton '98 (1997)
	29	Brian Edwards '05 (2004)
	28	John Dailey '83 (1982)
		Jae Ellis '94 (1993)
Career	103	Colby Skelton '98 (1994-97)
	64	Terence Patterson '00 (1996-99)
	53	Chuck Shirey '86 (1983-85)
		Brian Edwards '05 (2001-04)

Most Yards Returned

Game	137	Hal Moffie '49, vs. Holy Cross (1948)
Season	348	Brian Edwards '05 (2004)
	318	Colby Skelton '98 (1997)
	278	Colby Skelton '98 (1996)
	275	Terence Patterson '00 (1999)
Career	825	Colby Skelton '98 (1994-97)
	586	Terence Patterson '00 (1996-99)
	551	Brian Edwards '05 (2001-04)
	493	Chip Gannon '49 (1946-48)

Best Return Average

Season	12.0	Brian Edwards '05 (2004)
	11.5	Terence Patterson '00 (1999)
	10.7	Colby Skelton '98 (1996)
		Matt Lagace '08 (2007)
Career	10.7	Matt Lagace '08 (2004-07)
	10.4	Brian Edwards '05 (2001-04)
	9.2	Jae Ellis '94 (1991-93)
	9.16	Terence Patterson '00 (1996-99)



Brian Edwards '05 averaged over 25 yards per punt return in his career including a 53-yard touchdown return against Yale in 2004.

LONGEST SCORING PLAYS

Touchdown Runs

96 yds	Dick Clasby, vs. Washington (Mo.) (1952)
95 yds	Charley Brewer, vs. Brown (1893)
90 yds	Sam Batchelder, vs. Coast Guard (1930)
88 yds	Fran Lee, at Princeton (1941)
86 yds	Ted DeMars, vs. Yale (1972)
85 yds	Jack Crickard, vs. William & Mary (1930)
84 yds	Sam Halaby, vs. Brown (1958)
	Rod Foster, vs. Brown (1972)
83 yds	John Ederer, vs. Yale (1951)
82 yds	John McCluskey, vs. Massachusetts (1964)

Touchdown Passes

85 yds	Chet Bouluris to Hank Keohane, at Yale (1959)
82 yds	Mike Bassett to Bill Taylor, vs. Dartmouth (1962)
80 yds	Jim Noonan to John White, at Columbia (1949)
	Jim Kubacki to Larry Noonan, vs. Boston U. (1976)
	Neil Rose to Carl Morris, at Brown (2000)
79 yds	Larry Brown to Jim Curry, vs. Penn (1977)
	Ryan Fitzpatrick to Brian Edwards, vs. Yale (2003)
77 yds	Neil Rose to Carl Morris, at Penn (2000)
	Collier Winters to Chris Lorditch, vs. Princeton (2009)
76 yds	Mike Bassett to Bill Taylor, vs. Brown (1962)
	Mike Giardi to Mark Begert, at Yale (1993)
	Chris Pizzotti to Chris Lorditch, vs. Columbia (2008)
75 yds	Eric Crone to Ted DeMars, vs. Dartmouth (1970)

Interception Returns for Touchdown

104 yds	Edward Graustein, vs. Brown (1910)—110-yard field
100 yds	John Dockery, vs. Cornell (1964)
	Neil Hurley, at Cornell (1969)
	Ricky Williamson, vs. Yale (2004)
93 yds	Rocky Delgadillo, vs. Cornell (1968)
91 yds	Ken Thomas, vs. Columbia (1967)
	Steven Williams vs. Lafayette (2007)
78 yds	Roscoe Fitts, vs. Indiana (1921)
77 yds	Jim Nelson, vs. Bucknell (1959)
75 yds	Karl Pfaffman, vs. Middlebury (1922)
	Mike Dixon, vs. Army (1983)
60 yds	Jon Takamura, at Lehigh (2009)

Fumble Returns for Touchdown

85 yds	John Perry, vs. Northeastern (2001)
31 yds	Matt Thomas, at Columbia (2005)
30 yds	Peter Ajayi, vs. Columbia (2008)
19 yds	Brendan McCafferty, vs. Northeastern (2001)

Kickoff Returns for Touchdown

105 yds	Ham Corbett, vs. Bates (1908) — 110-yard field
97 yds	Carl Pescosolido, vs. Dartmouth (1932)
94 yds	Chuck Nwokocha, vs. Yale (2000)
93 yds	Jerry Blitz, at Princeton (1952)
	Clifton Dawson, vs. Cornell (2006)
92 yds	Brian Edwards, vs. Cornell (2004)
	Clifton Dawson, vs. Dartmouth (2005)
90 yds	Fergie Lock, at Yale (1933)
89 yds	Mark Vignali, vs. Columbia (1983)
	Rodney Byrnes, vs. Cornell (2002)
88 yds	Winthrop Churchill, vs. Florida (1922)
85 yds	Mal Logan, vs. Maine (1913)
	Lewis Mills, vs. Brown (1913)

Punt Returns for Touchdown


89 yds	Hal Moffie, vs. Holy Cross (1948)
87 yds	Brian Edwards, vs. Holy Cross (2004)
85 yds	Morton Newhall, vs. Springfield (1906)
82 yds	Fran Lee, vs. Dartmouth (1940)
78 yds	Fran Lee, vs. Yale (1940)
77 yds	Terence Patterson, vs. Penn (1999)
70 yds	Vic Gatto, vs. Penn (1968)
65 yds	Chip Gannon, vs. Western Maryland (1947)
61 yds	John Ballantyne, at Penn (1969)
60 yds	Charley Daly, at Army (1900)
	Tack Hardwick, vs. Amherst (1912)

Field Goals

51 yds	Tom Wynne, vs. Columbia (1967)
	Mark Hall, at Dartmouth (1993)
50 yds	Mark Hall, vs. Dartmouth (1991)
47 yds	Charlie Brickley, vs. Princeton (1912)
	Richie Szaro, at Princeton (1970)
	Bruce Tetirick, vs. Columbia (1973)
	Alan Hall, vs. Boston University (1988)
46 yds	Gary Bosnic, at Brown (1977)
	Andy Maretz, vs. Yale (1986)
45 yds	Patrick Long, at Lafayette (2008)

Defensive Extra Points

95 yds	Greg Belsher, vs. Penn (1991)
85 yds	Mike Brooks, vs. Holy Cross (2000)



Neil Rose'03 threw two of the longest touchdown passes at Harvard.

TEAM RECORDS



Patrick McNally '75 led the team in receptions in 1973-74 before an NFL career.

Passing

Most Attempts

Game 57 vs. Colgate (1977)

Season 363 2009

Most Completions

Game 36 at Dartmouth (2002)

Season 218 2002
204 2009
194 2008
176 2005

Most Yards Gained

Game 443 at Dartmouth (2002)
436 at Brown (2000)
412 vs. Penn (1977)

Season 2,885 2000
2,627 2002

Most Touchdown Passes

Game 5 vs. Davidson (1953)

Season 21 2003
20 2000
19 1974
18 2008

Best Completion Percentage

Game .852 at Columbia, 23 of 27 (2001)

Season .655 2001, 163 of 249 (6 Interceptions)
.647 2002, 218 of 337 (5 interceptions)

Fewest Opponent Attempts

Game 2 by Cornell (1960)
by Princeton (1963)

Season 81 in eight games (1937)

Fewest Opponent Completions

Game 0 by Western Michigan (1947)
by Princeton (1963)

Season 16 in eight games (1937)

Most Opponent Yards Gained

Game 475 by Yale (2003)
437 by Yale (1999)

Fewest Opponent Yards Gained

Game -1 by Ohio University (1954)

Season 248 in eight games (1937)

Fewest Touchdown Passes

Season 1 in nine games (1966)

Rushing

Most Attempts

Game 76 vs. Columbia (1986)

Season 533 1983

Most Net Yards

Game 488 at Brown (1991)
471 at Colgate (1995)

Season 2,421 1987

Fewest Opponent Attempts

Game 20 by Holy Cross (1960)

Season 233 in eight games (1939)

Most Opponent Net Yards

Game 489 by Princeton (1952)

Fewest Opponent Yards

Game -18 by Princeton (1982)

Season 679 nine games (1946)



Chet Boulris '60 led the Crimson in rushing from 1957-59.

Total Offense

Most Plays

Game	97	vs. Holy Cross (1997) at Lehigh (2007)
Season	791	1987

Most Total Yards

Game	640	vs. Dartmouth (1999)
	636	at Holy Cross (2003)
	623	vs. Holy Cross (1997)
	589	vs. Cornell (2000)
	586	at Brown (2000)
Season	4,679	2000
	4,618	2003
	4,267	2002
	4,236	1997

Most Opponent Plays

Game	106	by Columbia (1975)
------	-----	--------------------

Most Opponent Total Yards

Game	671	by Lehigh (1989)
------	-----	------------------

First Downs

Most First Downs

Game	34	vs. Dartmouth (1999)
	33	vs. Holy Cross (1997)
Season	242	in 10 games (2002)
	239	in 10 games (2000)
	228	in 10 games (2005)
	219	in 10 games (2004)
	217	in 10 games (1997)

Most Opponent First Downs

Game	32	by Lehigh (1989)
------	----	------------------

Fewest Opponent First Downs

Game	1	by Yale (1923)
Season	50	in eight games (1939)

Scoring


Most Points (All-Time)

Game	158	vs. Exeter, 158-0 win (1886)
Season	765	in 14 games (1886)

Most Points (Modern Era — Since 1912)

Game	69	vs. Tufts, 69-6 win (1926) vs. Coast Guard, 69-0 win (1946)
Season	339	in 10 games (2004)
	327	in 10 games (2000)
	317	in 10 games (2003)
	310	in 10 games (2005)
	301	in 10 games (1997)

Led by 17 rushing TDs by Clifton Dawson '07 and seven receiving TDs by Corey Mazza '07-08 (pictured), Harvard scored a school-record 339 points in its perfect 2004 season.



Most Points (Ivy League Era — Since 1956)

Game	63	vs. Dartmouth, 63-21 win (1999)
Season	339	in 10 games (2004)
	327	in 10 games (2000)
	317	in 10 games (2003)
	310	in 10 games (2005)
	301	in 10 games (1997)

Fewest Opponent Points

Game	0	405 shutouts
Season	5	in nine games (1910)

Most Opponent Points

Game	63	by Princeton, 63-26 loss (1950)
Season	272	in 10 games (1988)

Punting/Punt Returns

Most Punts Attempted

Game	25	vs. Yale (1923)
Season	86	in eight games (1940)

Best Punting Average

Game	49.3	at Lafayette (2000)
Season	39.3	in 10 games (1983)

Most Punts Returned

Game	11	vs. Western Maryland (1947)
------	----	-----------------------------

Most Punt Return Yards

Game	178	vs. Holy Cross (1948)
------	-----	-----------------------

Most Opponent Punts Forced

Game	27	by Yale (1923)
Season	99	in eight games (1941)

Most Punts Blocked

Season	8	in nine games (1973)
--------	---	----------------------

Kickoff Returns

Most Kickoffs Returned

Game	9	vs. Army (1949)
		vs. Princeton (1969)
		vs. Penn (1988)

Most Kickoff Return Yards

Game	241	vs. Princeton (1952)
------	-----	----------------------

Pass Interceptions

Most Interceptions

Game	7	vs. Coast Guard (1946)
Season	25	in 10 games (1981)

Sacks

Most Sacks Recorded

Season	49	in 10 games (1990)
--------	----	--------------------



A fearsome 1990 defense, led by Joe Gordian (50) and Spencer Neumann (84), produced 49 quarterback sacks.

Additional Records

All-Time Record

805-377-50 .673 (135 seasons/1,232 games)

All-Time Ivy League Record

228-142-8 .614 (since 1956)

Overtime Record: 4-1 (.800)

1996	at Columbia	L	13-20	OT
1998	Holy Cross	W	20-14	OT
2003	Princeton	W	43-40	OT
2005	Brown	W	38-35	2OT
2005	at Yale	W	30-24	3OT

Most Wins in a Season

13 in 1891 (13-1)

Most Losses in a Season

8 1949 (1-8); 1988 (2-8); 1995 (2-8)

Most Consecutive Winning Seasons

42 1881-1923

Most Consecutive Losing Seasons

6 1991-1996

Longest Winning Streak

24 games 1890 through 1891
(began with 41-0 win over Exeter;
ended with 10-0 loss to Yale)

Longest Undefeated Streak

33 games 1911 through 1915
(began with 5-3 win over Dartmouth;
ended with 10-0 loss to Cornell)

Longest Ivy League Winning Streak

12 games 2001 through 2002
(began with 27-20 win over Brown;
ended with 44-9 loss at Penn)

Longest Home Undefeated Streak

61 games 1897 through 1903
(began with 20-0 win over Williams;
ended with 6-0 loss to Amherst)

Longest Road Undefeated Streak

12 games 1974 through 1977
(began with 34-0 win at Columbia;
ended with 20-15 loss at Brown)

Longest Losing Streak

9 games 1949 through 1950
(began with 33-13 loss to Princeton;
ended with 14-13 win over Brown)

Longest Winless Streak

9 games 1949 through 1950
(began with 33-13 loss to Princeton;
ended with 14-13 win over Brown)

Longest Home Winless Streak

12 games 1994 through 1996
(began with 23-17 loss to Brown;
ended with 26-21 win over Yale)

Longest Road Winless Streak

15 games 1947 through 1953
(began with 47-0 loss to Virginia;
ended with 13-0 win over Yale)

Longest Consecutive Game Scoring Streak

108 games 1998-present
(began with 34-14 loss at Colgate, Sept. 26)

ANNUAL STATISTICAL LEADERS (SINCE 1954)

Year	Passing Yards	Receptions	Rushing Yards	Prim./Asst. Tackles	Interceptions
1954	250-Matthew Botsford	13-Robert Cochran	456-Matthew Botsford	3-Anthony Gianelly	
1955	316-Matthew Botsford	8-Robert Morrison	323-Matthew Botsford		1-Six tied
1956	329-John Simourian	11-Phil Haughey	316-Anthony Gianelly		4-Matthew Botsford
1957	282-Richard McLaughlin	16-Thomas Hooper	393-Chet Boulris	N/A	2-Eliades/Halaby
1958	258-Charlie Ravenel	8-Hershon/Keohane	493-Chet Boulris	N/A	2-Cullen/Repsher
1959	460-Charlie Ravenel	9-Chet Boulris	628-Chet Boulris	N/A	2-Boulris/McIntyre
1960	393-Terry Bartolet	11-Robert Messenbaugh	339-Hobart Armstrong	N/A	3-Thomas Boone
1961	195-William Humenuk	7-William Taylor	431-William Grana	N/A	3-William Swinford
1962	451-Michael Bassett	12-William Taylor	450-William Taylor	N/A	1-Ten tied
1963	559-Michael Bassett	14-L. Scott Harshbarger	332-Walter Grant	N/A	3-William Grana
1964	379-Thomas Bilodeau	20-Walter Grant	278-Walter Grant	N/A	3-David Poe
1965	293-John McClusky	9-Robert Leo	559-Walter Grant	N/A	5-David Poe
1966	639-Richard Zimmerman	19-Carter Lord	827-Robert Leo	N/A	4-John Tyson
1967	1,143-Richard Zimmerman	39-Carter Lord	752-Victor Gatto	52/11-John Emery	6-Thomas Wynne
1968	628-George Lalich	20-Richard (Pete) Varney	678-Victor Gatto	67/23-John Emery	5-Patrick Conway
1969	284-David Smith	20-Richard (Pete) Varney	620-Ray Hornblower	68/27-Dale Neal	4-Neil Hurley
1970	531-Eric Crone	18-William Craven	512-Ted DeMars	56/16-Gary Farneti	3-Ignacio/Neal
1971	487-James Stoeckel	25-Richard Gatto	704-Theodore DeMars	60/11-David Ignacio	5-David Ignacio
1972	588-Eric Crone	19-John Hagerty	673-Theodore DeMars	49/23-Alexander Tennant	4-David St. Pierre
1973	1,391-James Stoeckel	56-Patrick McNally	661-Neal Miller	48/15-Robert Kristoff	4-John Clarke
1974	1,456-Milton Holt	46-Patrick McNally	433-Thomas Winn	52/9-Eric Kurzweil	3-Francis Cronin
1975	1,273-James Kubacki	32-James Curry	630-Thomas Winn	60/18-Louis Bernieri	4-William Emper
1976	945-James Kubacki	19-Thomas Winn	656-Thomas Winn	69/23-Thomas Joyce	4-Robert Baggot
1977	1,186-Larry Brown	28-James Curry	308-Christopher Doherty	57/19-Robert Baggott	5-Paul Halas
1978	1,575-Larry Brown	25-Ralph Polillio	585-Ralph Polillio	54/3-Scott McLeod	3-Potysman/Cordova
1979	1,010-Burke St. John	40-Rich Horner	315-Jon Hollingworth	60/21-Matt Sabetti	3-Mike Jacobs
1980	1,123-Brian Buckley	23-Tom Beatrice	455-Jim Callinan	51/12-Tim Palmer	7-Rocky Delgadillo
1981	687-Ron Cuccia	18-Jim Callinan	1,054-Jim Callinan	65/16-Joe Azelby	6-Rocky Delgadillo
1982	1,560-Don Allard	26-John O'Brien	442-Mike Granger	66/27-Joe Azelby	7-John Dailey
1983	729-Greg Gizzi	47-John O'Brien	761-Steve Ernst	67/32-Joe Azelby	3-Dixon/Bergstrom
1984	934-Brian White	24-Robert Santiago	822-Robert Santiago	61/18-K.C. Smith	3-Ken Tarczy
1985	1,273-Brian White	27-Robert Santiago	793-Robert Santiago	77/24-Brent Wilkinson	8-Cecil Cox
1986	596-Tom Yohe	18-Connolly/Sorbara	425-Brian O'Neil	71/21-Scott Collins	4-Don Heberle
1987	2,134-Tom Yohe	49-Brian Barringer	789-Tony Hinz	44/14-Richard Mau	4-Frank Caprio
1988	1,677-Tom Yohe	40-Don Gajewski	686-Tony Hinz	81/11-Greg Ubert	3-Smith/Molinari
1989	1,513-Tom Perry	28-Mark Bianchi	477-Jim Reidy	48/24-Rick McIntire	3-Rick McIntire
1990	616-Adam Lazzarre-White	21-Andy Lombara	535-Matt Johnson	70/16-Joe Gordian	4-Gordian/Belsher
1991	1,193-Mike Giardi	32-Robb Hirsch	744-Matt Johnson	68/21-David Stires	2-Greg Belsher
1992	1,271-Mike Giardi	17-Robb Hirsch	391-Mike Hill	61/17-Monte Giese	4-Rob Santos
1993	1,734-Mike Giardi	31-Mark Begert	569-Mark Cote	49/50-Brian Ramer	5-Jae Ellis
1994	1,500-Vin Ferrara	26-Mike Halligan	1,038-Eion Hu	61/37-Justin Frantz	4-Jeff Compas
1995	1,522-Vin Ferrara	35-Colby Skelton	1,175-Eion Hu	69/29-Justin Frantz	4-Jeff Compas
1996	899-Rich Linden	49-Colby Skelton	961-Eion Hu	46/42-Scott Larkee	4-Three tied
1997	2,099-Rich Linden	45-Terence Patterson	1,267-Chris Menick	53/27-Isaiah Kacyvenski	6-Glenn Jackson
1998	1,201-Rich Linden	40-Terence Patterson	768-Chris Menick	69/39-Isaiah Kacyvenski	3-Derek Yankoff
1999	1,866-Brad Wilford	54-Terence Patterson	969-Chris Menick	82/53-Isaiah Kacyvenski	5-Isaiah Kacyvenski
2000	2,655-Neil Rose	60-Carl Morris	740-Nick Palazzo	62/32-Dante Balestracci	3-Balestracci/Fried
2001	1,830-Neil Rose	71-Carl Morris	556-Nick Palazzo	41/17-Dante Balestracci	3-Willie Alford
2002	1,438-Neil Rose	90-Carl Morris	523-Ryan Fitzpatrick	50/45-Dante Balestracci	3-Niall Murphy
2003	1,770-Ryan Fitzpatrick	47-Brian Edwards	1,187-Clifton Dawson	47/49-Dante Balestracci	5-Benny Butler
2004	1,986-Ryan Fitzpatrick	51-Edwards/Mazza	1,302-Clifton Dawson	35/47-Matt Thomas	3-Tracy/Williamson
2005	2,005-Liam O'Hagan	36-Ryan Tyler	1,139-Clifton Dawson	37/32-Matt Thomas	5-Doug Hewlett
2006	1,051-Chris Pizzotti	36-Corey Mazza	1,213-Clifton Dawson	42/41-Eric Schultz	4-Steven Williams
2007	2,134-Chris Pizzotti	56-Corey Mazza	722-Cheng Ho	29/25-Eric Schultz	8-Steven Williams
2008	2,490-Chris Pizzotti	53-Matt Luft	578-Gino Gordon	36/43-Eric Schultz	4-Matthew Hanson
2009	1,861-Collier Winters	30-Chris Lorditch	632-Gino Gordon	53/20-Collin Zych	4-Jon Takamura

ALL-TIME SERIES RESULTS VS. 2010 OPPONENTS

Ivy League game
† Informal game
+ Exhibition game

Brown

Nickname.....Bears
Conference.....Ivy League
Home Field.....Brown Stadium (20,000)
Surface.....Natural

Head Coach.....Phil Estes (New Hampshire '81)
School Record.....72-47 (12 years)
Career Record.....Same
Record vs. Harvard.....3-9

Biggest Win.....58 (58-0), 1893
Biggest Loss.....39 (8-47), 1995
Longest Harvard Streak.....21, 1893-1913
Longest Brown Streak.....5, 1955-59
Shutouts For.....H 22, B 5

Last Harvard Win.....24-21 (2009 at Cambridge)
Last Brown Win.....24-22 (2008 at Providence)
Current Streak.....Harvard, 1 win

78 wins, 29 losses, 2 ties

In Ivy Play (Since 1956) 36 wins, 18 losses,
0 ties

10/28/1893	W	58-0	H
10/11/1894	W	18-4	H
11/15/1894	W	18-0	H
10/16/1895	W	26-6	H
10/17/1896	W	12-0	H
10/23/1897	W	18-0	H
11/12/1898	W	17-6	H
10/21/1899	W	11-0	H
11/17/1900	W	11-6	H
11/2/1901	W	48-0	H
10/25/1902	W	6-0	H
10/24/1903	W	29-0	H
10/28/1905	W	10-0	H
11/3/1906	W	9-5	H
11/2/1907	W	6-5	H
10/31/1908	W	6-2	H
10/23/1909	W	11-0	H
10/22/1910	W	12-0	H
10/28/1911	W	20-6	H
10/26/1912	W	30-10	H
11/15/1913	W	37-0	H
11/14/1914	T	0-0	H
11/13/1915	W	16-7	H
11/18/1916	L	0-21	H
11/30/1918	L	3-6	† H
10/18/1919	W	7-0	H
11/13/1920	W	27-0	H
11/12/1921	W	9-7	H
11/18/1922	L	0-3	H
11/17/1923	L	7-20	H
11/15/1924	L	0-7	H
11/14/1925	W	3-0	a
11/13/1926	L	0-21	H
11/12/1927	W	18-6	H
10/29/1932	L	0-14	H
11/18/1933	W	12-6	H
10/13/1934	W	13-0	H
11/2/1935	W	33-0	H
10/10/1936	W	28-0	H
10/9/1937	W	34-7	H
10/1/1938	L	13-20	H
11/16/1940	W	14-0	H
11/15/1941	W	23-7	H
11/14/1942	W	7-0	H
11/10/1945	W	14-7	H
11/16/1946	W	28-0	H
11/15/1947	W	13-7	H
11/13/1948	W	30-19	H
11/12/1949	L	14-28	H
11/18/1950	W	14-13	H
11/17/1951	W	34-21	H
11/15/1952	L	21-28	a
11/14/1953	W	27-20	H
11/13/1954	T	21-21	H

11/12/1955	L	6-14	H
11/17/1956	L	12-21	H
11/16/1957	L	6-33	H
11/15/1958	L	22-29	H
11/14/1959	L	6-16	a
11/12/1960	W	22-8	H
11/18/1961	W	21-6	H
11/17/1962	W	31-19	H
11/16/1963	W	24-12	a
11/14/1964	W	19-7	H
11/13/1965	W	17-8	a
11/12/1966	W	24-7	H
11/18/1967	W	21-6	a
11/16/1968	W	31-7	H
11/15/1969	L	17-24	a
11/14/1970	W	17-10	H
11/13/1971	W	24-19	a
11/18/1972	W	21-14	H
11/17/1973	W	35-32	a
11/16/1974	L	7-10	H
11/15/1975	W	45-26	a
10/30/1976	L	14-16	H
10/29/1977	L	15-20	a
11/4/1978	L	30-31	H
11/3/1979	L	14-23	a
11/1/1980	W	17-16	H
10/31/1981	W	41-7	a
10/30/1982	W	34-0	H
10/29/1983	W	17-10	a
11/10/1984	W	24-10	H
11/2/1985	W	25-17	a
11/1/1986	L	19-31	H
10/31/1987	W	14-9	a
10/29/1988	W	28-3	H
11/4/1989	W	27-14	a
11/3/1990	W	52-37	H
11/9/1991	W	35-29	a
11/7/1992	W	29-19	H
11/6/1993	L	29-43	a
11/5/1994	L	17-23	H
11/4/1995	L	8-47	a
11/9/1996	L	7-31	H
11/8/1997	W	27-10	a
11/7/1998	L	6-27	H
11/6/1999	L	10-17	a
9/23/2000	W	42-37	a
9/22/2001	W	27-20	H
9/28/2002	W	26-24	a
9/27/2003	W	52-14	H
9/25/2004	W	35-34	a
9/24/2005	W	38-35	2ot H
9/23/2006	W	38-21	a
9/22/2007	W	24-17	H
9/27/2008	L	22-24	a
9/25/2009	W	24-21	H

Columbia

Nickname.....Lions
Conference.....Ivy League
Home Field.....Lawrence A. Wien Stadium (17,000)
Surface.....Artificial

Head Coach.....Norries Wilson (Minnesota '89)
School Record.....12-28 (four years)
Career Record.....Same
Record vs. Harvard.....0-4

Biggest Win.....57 (57-0), 1973
Biggest Loss.....35 (0-35), 1951
Longest Harvard Streak.....16, 1979-1994
Longest Columbia Streak.....6, 1949-54
Shutouts For.....H 14, C 3

Last Harvard Win.....34-14 (2009 at New York)
Last Columbia Win.....16-13 (2003 at New York)
Current Streak.....Harvard, 6 wins

53 wins, 14 losses, 1 tie
In Ivy Play (Since 1956) 45 wins, 8 losses,
1 tie

11/5/1877	W	8-0	a
11/6/1880	W	3-0	a
11/5/1881	W	1-0	H
11/11/1882	W	3-0	n

10/13/1900	W	24-0	H
10/12/1901	W	18-0	H
10/2/1948	W	33-24	H
10/1/1949	L	7-14	a
10/7/1950	L	7-28	H
10/6/1951	L	0-35	a
10/4/1952	L	7-16	H
10/17/1953	L	0-6	a
10/16/1954	L	6-7	H
10/15/1955	W	21-7	a
10/20/1956	L	20-26	a
10/19/1957	W	19-6	H
10/18/1958	W	26-0	a
10/17/1959	W	38-22	H
10/15/1960	W	8-7	a
10/21/1961	L	14-26	H
10/20/1962	W	36-14	a
10/19/1963	T	3-3	H
10/10/1964	W	3-0	a
10/9/1965	W	21-6	H
10/8/1966	W	34-7	a
10/14/1967	W	49-13	H
10/12/1968	W	21-14	a
10/11/1969	W	51-0	H
10/10/1970	L	21-28	a
10/9/1971	W	21-19	H
10/14/1972	W	20-18	a
10/13/1973	W	57-0	H
10/12/1974	W	34-6	a
10/11/1975	W	35-30	H
9/18/1976	W	34-10	H
9/17/1977	W	21-7	a
9/23/1978	L	19-21	H
9/22/1979	W	26-7	a
9/20/1980	W	26-6	H
9/19/1981	W	23-6	a
9/18/1982	W	27-16	H
9/17/1983	W	43-14	a
9/29/1984	W	35-21	a
9/21/1985	W	49-17	a
9/20/1986	W	34-0	H
9/19/1987	W	35-0	a
9/17/1988	W	41-7	H
9/16/1989	W	26-10	a
9/15/1990	W	9-6	a
9/21/1991	W	21-16	H
9/19/1992	W	27-20	a
9/18/1993	W	30-3	H
9/17/1994	W	39-32	a
9/16/1995	L	24-28	H
9/21/1996	L	13-20	ot a
9/20/1997	W	45-7	H
9/19/1998	L	0-24	a
9/18/1999	W	24-7	H
11/4/2000	W	34-0	H
11/3/2001	W	45-33	a
11/9/2002	W	28-7	H
11/8/2003	L	13-16	a
11/6/2004	W	38-0	H
11/5/2005	W	55-7	a
11/4/2006	W	24-7	H
11/3/2007	W	27-12	a
11/8/2008	W	42-28	H
11/7/2009	W	34-14	a

Cornell

Nickname.....Big Red
Conference.....Ivy League
Home Field.....Schoellkopf Field (25,597)
Surface.....Artificial

Head Coach.....Kent Austin (Mississippi '85)
School Record.....0-0 (first year)
Career Record.....Same
Record vs. Harvard.....0-0

Biggest Win.....77 (77-0), 1890
Biggest Loss.....36 (6-42), 1951
Longest Harvard Streak.....10, 1890-1913
Longest Cornell Streak.....11, 1986-96
Shutouts For.....H 10, C 7

Last Harvard Win.....28-10 (2009 at Ithaca)
Last Cornell Win.....27-13 (2005 at Ithaca)

Current Streak.....Harvard, 4 wins
40 wins, 32 losses, 2 ties
In Ivy Play (Since 1956) 28 wins, 24 losses,
2 ties

11/1/1890	W	77-0	H
11/2/1892	W	20-14	n
11/4/1893	W	34-0	n
10/27/1894	W	22-12	n
10/19/1895	W	25-0	H
10/24/1896	W	13-4	a
10/30/1897	W	24-5	H
11/6/1909	W	18-0	H
11/5/1910	W	27-5	H
11/1/1913	W	23-6	H
10/23/1915	L	0-10	H
10/28/1916	W	23-0	H
10/8/1938	L	0-20	H
10/11/1941	L	0-7	H
10/9/1948	L	6-40	a
10/8/1949	L	14-33	H
10/14/1950	L	7-28	H
10/13/1951	L	6-42	a
10/9/1954	W	13-12	a
10/8/1955	L	7-20	H
10/13/1956	W	32-7	a
10/5/1957	L	6-20	H
10/4/1958	L	14-21	a
10/10/1959	L	16-20	H
10/8/1960	L	0-12	a
10/7/1961	W	14-0	H
10/6/1962	L	12-14	a
10/12/1963	W	21-14	H
10/17/1964	W	16-0	H
10/16/1965	T	3-3	a
10/15/1966	W	21-0	H
10/21/1967	W	14-12	a
10/19/1968	W	10-0	H
10/18/1969	L	24-41	a
10/17/1970	W	27-24	H
10/16/1971	L	16-21	a
10/21/1972	W	33-15	H
10/20/1973	W	21-15	a
10/19/1974	W	39-27	H
10/18/1975	W	34-13	a
10/9/1976	L	3-9	H
10/8/1977	W	17-7	a
10/14/1978	L	20-25	H
10/13/1979	L	14-41	a
10/11/1980	W	20-12	H
10/10/1981	W	27-10	a
10/9/1982	W	25-13	H
10/8/1983	T	3-3	a
10/20/1984	W	24-18	H
10/12/1985	W	20-17	a
10/11/1986	L	0-3	H
10/10/1987	L	17-29	a
10/8/1988	L	17-19	H
10/14/1989	L	0-28	a
10/6/1990	L	17-20	H
10/19/1991	L	17-22	a
10/10/1992	L	13-31	H
10/9/1993	L	0-27	a
10/8/1994	L	13-18	H
10/7/1995	L	27-28	a
10/12/1996	L	13-20	H
10/11/1997	W	34-9	a
10/10/1998	W	19-12	H
10/9/1999	L	23-24	a
10/7/2000	L	28-29	H
10/13/2001	W	26-6	a
10/12/2002	W	52-23	H
10/11/2003	W	27-0	a
10/9/2004	W	34-24	H
10/8/2005	L	13-27	a
10/7/2006	W	33-23	H
10/6/2007	W	32-15	a
10/11/2008	W	38-17	H
10/10/2009	W	28-10	a

Dartmouth

Nickname.....Big Green
Conference.....Ivy League

2010 HARVARD FOOTBALL

Home Field.....	Memorial Field (15,000)
Surface.....	Artificial
Head Coach.....	Buddy Teevens (Dartmouth '79)
School Record.....	35-63-2 (10 years)
Career Record.....	69-140-2
Record vs. Harvard.....	2-7-1

Biggest Win.....	74 (74-0), 1888
Biggest Loss.....	48 (0-48), 1964
Longest Harvard Streak.....	18, 1882-1902
Longest Dartmouth Streak.....	7, 1934-40
Shutouts For.....	H 22, D 11

Last Harvard Win.... 42-21 (2009 at Cambridge)
 Last Dartmouth Win.... 30-16 (2003 at Hanover)
 Current Streak..... Harvard, 6 wins
63 wins, 45 losses, 5 ties
In Ivy Play (Since 1956) 30 wins, 22 losses, 2 ties

11/9/1882	W	8-0	H
11/10/1884	W	29-0	a
10/30/1886	W	70-0	H
10/30/1888	W	74-0	H
10/12/1889	W	38-0	H
10/4/1890	W	43-0	H
10/22/1890	W	64-0	H
10/3/1891	W	16-0	H
10/1/1892	W	48-0	H
10/1/1893	W	16-0	H
10/21/1893	W	36-0	H
9/29/1894	W	22-0	H
9/28/1895	W	4-0	H
10/9/1897	W	13-0	H
10/8/1898	W	21-0	H
11/11/1899	W	11-0	H
11/16/1901	W	27-12	H
11/15/1902	W	16-6	H
11/14/1903	L	0-11	H
11/5/1904	T	0-0	H
11/18/1905	T	6-6	H
11/17/1906	W	22-9	H
11/16/1907	L	0-22	H
11/14/1908	W	6-0	H
11/13/1909	W	12-3	H
11/12/1910	W	18-0	H
11/18/1911	W	5-3	H
11/16/1912	W	3-0	H
10/28/1922	W	12-3	H
10/27/1923	L	0-16	H
10/25/1924	L	0-6	H
10/24/1925	L	9-32	H
10/23/1926	W	16-12	H
10/22/1927	L	6-30	H
10/27/1928	W	19-7	H
10/26/1929	L	7-34	H
10/25/1930	L	2-7	H
11/7/1931	W	7-6	H
10/22/1932	W	10-7	H
10/28/1933	T	7-7	H
10/27/1934	L	0-10	H
10/26/1935	L	6-14	H
10/24/1936	L	7-26	H
10/23/1937	L	2-20	H

10/22/1938	L	7-13	H
10/28/1939	L	0-16	H
10/26/1940	L	6-7	H
10/18/1941	W	7-0	H
10/17/1942	L	2-14	H
11/9/1946	W	21-7	a
10/25/1947	L	13-14	H
10/23/1948	L	7-14	H
10/22/1949	L	13-27	H
10/28/1950	L	7-27	H
10/27/1951	L	20-26	H
10/25/1952	W	26-19	H
10/24/1953	W	20-14	H
10/23/1954	L	7-13	H
10/22/1955	L	9-14	a
10/27/1956	W	28-21	H
10/26/1957	L	0-26	H
10/25/1958	W	16-8	H
10/24/1959	L	0-9	H
10/22/1960	W	9-6	H
10/28/1961	W	21-15	H
10/27/1962	L	6-24	H
10/26/1963	W	17-13	H
10/24/1964	L	0-48	H
10/23/1965	L	0-14	H
10/22/1966	W	19-14	H
10/28/1967	L	21-23	H
10/26/1968	W	22-7	H
10/25/1969	L	10-24	H
10/24/1970	L	14-37	H
10/23/1971	L	13-16	H
10/28/1972	T	21-21	H
10/27/1973	L	18-24	H
10/26/1974	W	17-15	a
10/25/1975	W	24-10	H
10/16/1976	W	17-10	a
10/15/1977	W	31-25	H
10/21/1978	W	24-19	H
10/20/1979	L	7-10	H
10/18/1980	L	12-30	a
10/17/1981	L	10-24	a
10/16/1982	L	12-14	H
10/15/1983	L	12-28	H
10/27/1984	W	21-7	a
10/19/1985	W	17-7	H
10/18/1986	W	42-26	a
10/17/1987	W	42-3	H
10/15/1988	L	7-38	a
10/21/1989	W	6-5	H
10/27/1990	L	0-17	a
11/2/1991	T	31-31	H
10/31/1992	L	7-31	H
10/30/1993	L	34-39	a
10/29/1994	W	35-12	a
10/28/1995	L	7-23	H
11/2/1996	L	3-6	H
11/1/1997	W	24-0	a
10/31/1998	W	20-7	a
10/30/1999	W	63-21	H
10/28/2000	W	49-7	a
10/27/2001	W	31-21	H
11/2/2002	W	31-26	a

11/1/2003	L	16-30	H
10/30/2004	W	13-12	a
10/29/2005	W	42-14	H
10/28/2006	W	28-0	a
10/27/2007	W	28-21	H
11/1/2008	W	35-7	a
10/31/2009	W	42-21	H

Holy Cross

Nickname.....	Crusaders
Conference.....	Patriot League
Home Field.....	Fitton Field (23,500)
Surface.....	Natural
Head Coach.....	Tom Gilmore (Penn '86)
School Record.....	39-28 (six years)
Career Record.....	Same
Record vs. Harvard.....	2-4
Biggest Win.....	40 (47-7), 1913
Biggest Loss.....	41 (0-41), 1986
Longest Harvard Streak.....	9, 1904-24
Longest Holy Cross Streak.....	7, 1986-91
Shutouts For.....	H 11, HC 3

Last Harvard Win.... 25-24 (2008 at Cambridge)
 Last HC Win..... 27-20 (2009 at Worcester)
 Current Streak..... Holy Cross, 1 win
38 wins, 23 losses, 2 ties

11/12/1904	W	28-5	H
10/7/1911	W	8-0	H
10/5/1912	W	19-0	H
10/18/1913	W	47-7	H
9/25/1920	W	3-0	H
10/1/1921	W	3-0	H
10/7/1922	W	20-0	H
10/20/1923	W	6-0	H
10/18/1924	W	12-6	H
10/17/1925	L	6-7	H
10/9/1926	L	14-19	H
10/15/1927	W	14-6	H
11/17/1928	T	0-0	H
11/16/1929	W	12-6	H
11/15/1930	L	0-27	H
11/14/1931	W	7-0	H
11/12/1932	W	7-0	H
10/21/1933	L	7-10	H
10/20/1934	L	6-26	H
10/12/1935	L	0-13	H
10/26/1946	W	13-6	H
10/18/1947	W	7-0	H
10/30/1948	W	20-13	H
10/29/1949	W	22-14	H
11/4/1950	L	7-26	H
9/29/1951	L	6-33	H
9/24/1960	W	13-6	H
10/13/1962	L	20-34	H
9/25/1965	W	17-7	H
9/28/1968	W	27-20	H
9/27/1969	W	13-0	H
9/25/1971	L	16-21	H
9/28/1974	W	24-14	H
9/27/1975	W	18-7	H
9/27/1980	W	14-13	H
9/26/1981	L	19-33	H
11/6/1982	W	24-17	a
11/5/1983	T	10-10	H
10/6/1984	L	14-24	H
11/9/1985	W	28-20	a
9/27/1986	L	0-41	H
11/7/1987	L	6-41	a
10/1/1988	L	20-35	a
9/23/1989	L	17-31	H
9/29/1990	L	14-35	a
10/5/1991	L	13-28	H
10/3/1992	L	7-30	a
10/16/1993	W	41-25	H
10/1/1994	W	27-17	a
10/14/1995	L	22-27	H
10/19/1996	W	28-25	a
10/18/1997	W	52-24	H
10/17/1998	W	20-14	ot H
9/25/1999	W	25-17	a
9/16/2000	L	25-27	H
9/15/2001	canceled		a
9/21/2002	W	28-23	H
9/20/2003	W	43-23	a
9/18/2004	W	35-0	H

9/17/2005	W	31-21	a
9/16/2006	W	31-14	H
9/15/2007	L	28-31	a
9/19/2008	W	25-24	H
9/19/2009	L	20-27	a

Lafayette

Nickname.....	Leopards
Conference.....	Patriot League
Home Field.....	Fisher Stadium (13,312)
Surface.....	Artificial
Head Coach.....	Frank Tavani (Lebanon Valley '75)
School Record.....	60-54 (10 years)
Career Record.....	Same
Record vs. Harvard.....	1-8
Biggest Win.....	51 (51-0), 1967
Biggest Loss.....	10 (7-17), 1996
Longest Harvard Streak.....	8, 2000-present
Longest Lafayette Streak.....	1, twice
Shutouts For.....	H 1, L 0

Last Harvard Win..... 27-13 (2008 at Easton)
 Last Lafayette Win... 35-18 (2009 at Cambridge)
 Current Streak..... Lafayette, 1 win
11 wins, 3 losses, 0 ties

9/24/1966	W	30-7	H
9/30/1967	W	51-0	H
10/17/1992	L	29-31	a
10/2/1993	W	21-16	H
10/5/1996	L	7-17	H
9/30/2000	W	42-19	a
9/29/2001	W	38-14	H
10/18/2003	W	34-27	H
10/2/2004	W	38-23	a
10/15/2005	W	24-17	a
10/14/2006	W	24-7	H
10/13/2007	W	27-17	H
10/4/2008	W	27-13	a
10/17/2009	L	18-35	H

Lehigh

Nickname.....	Mountain Hawks
Conference.....	Patriot League
Home Field.....	Goodman Stadium (16,000)
Surface.....	Natural
Head Coach.....	Andy Coen (Gettysburg '86)
School Record.....	20-24 (four years)
Career Record.....	Same
Record vs. Harvard.....	1-3
Biggest Win.....	39 (39-0), 1928
Biggest Loss.....	32 (13-45), 2000
Longest Harvard Streak.....	3, 1928-58
Longest Lehigh Streak.....	4, 1998-2005
Shutouts For.....	H 3, L 0

Last Harvard Win..... 28-14 (2009 at Bethlehem)
 Last Lehigh Win..... 20-13 (2007 at Bethlehem)
 Current Streak..... Harvard, 2 wins
8 wins, 7 losses, 0 ties

11/3/1928	W	39-0	H
11/4/1933	W	27-0	H
10/11/1958	W	20-0	H
9/30/1961	L	17-22	H
9/29/1962	W	27-7	H
10/7/1989	L	28-50	H
9/27/1997	W	35-30	a
10/3/1998	L	17-21	H
10/14/2000	L	13-45	H
10/5/2002	L	35-36	a
10/1/2005	L	24-49	H
9/30/2006	W	35-33	a
9/29/2007	L	13-20	a
10/18/2008	W	27-24	H
10/3/2009	W	28-14	a



Dartmouth scored the first touchdown at Harvard Stadium on Nov. 14, 1903.

27

2010 HARVARD FOOTBALL

HARVARD GAME NOTES

11/24/1973	L	0-35	a
11/23/1974	W	21-16	H
11/22/1975	W	10-7	a
11/13/1976	L	7-21	H
11/12/1977	L	7-24	a
11/18/1978	L	28-35	H
11/17/1979	W	22-7	a
11/22/1980	L	0-14	H
11/21/1981	L	0-28	a
11/20/1982	W	45-7	H
11/19/1983	W	16-7	a
11/24/1984	L	27-30	H
11/23/1985	L	6-17	a
11/22/1986	W	24-17	H
11/21/1987	W	14-10	a
11/19/1988	L	17-26	H
11/18/1989	W	37-20	a
11/17/1990	L	19-34	H
11/23/1991	L	13-23	a
11/21/1992	W	14-0	H
11/20/1993	L	31-33	a
11/19/1994	L	13-32	H
11/18/1995	W	22-21	a
11/23/1996	W	26-21	H
11/22/1997	W	17-7	a
11/21/1998	L	7-9	H
11/20/1999	L	21-24	a
11/18/2000	L	24-34	H
11/17/2001	W	35-23	a
11/23/2002	W	20-13	H
11/22/2003	W	37-19	a
11/20/2004	W	35-3	H
11/19/2005	W	30-24 3ot	a
11/18/2006	L	13-34	H
11/17/2007	W	37-6	a
11/22/2008	W	10-0	H
11/21/2009	W	14-10	a

*Won by Yale with 4 fewer safeties

ALL-TIME SERIES RESULTS VS. NON-2010 OPPONENTS

Ivy League game
† Informal game
+ Exhibition game

1st Maine Heavy Artillery

1 win, 0 losses, 0 ties
10/20/1917 W 13-0 † H

All Canada

3 wins, 0 losses, 0 ties
10/23/1875 W 1-0 a
5/8/1876 W 1-0 H
10/28/1876 W 2-0 a

Amherst

24 wins, 1 loss, 0 ties
11/9/1878 W 3-0 H
11/4/1882 W 1-0 a
10/22/1887 W 98-0 H
11/3/1888 W 102-0 H
10/11/1890 W 74-6 H
11/12/1890 W 64-0 a
10/10/1891 W 18-0 H
10/24/1891 W 39-0 H
10/8/1892 W 26-0 H
11/5/1892 W 32-10 H
10/7/1893 W 32-0 H
10/17/1894 W 30-0 H
10/2/1895 W 24-0 H
10/13/1897 W 38-0 H
10/12/1898 W 53-2 H
10/11/1899 W 41-0 H
10/10/1900 W 18-0 H
10/9/1901 W 11-0 H
10/8/1902 W 6-0 H
10/10/1903 L 0-5 H
10/15/1910 W 17-0 H
10/21/1911 W 11-0 H
10/19/1912 W 46-0 H
10/3/1936 W 38-6 H
10/5/1940 W 13-0 H

Andover

6 wins, 0 losses, 0 ties
10/23/1886 W 86-0 a
10/25/1888 W 68-0 a
10/23/1889 W 41-0 H
10/21/1891 W 76-0 a
11/1/1893 W 60-5 a
10/6/1894 W 46-0 H



1930 Game Program,
Harvard vs. Army

Army

19 wins, 18 losses, 2 ties
10/9/1895 W 4-0 a
10/16/1897 W 10-0 a
10/15/1898 W 28-0 a
10/14/1899 W 18-0 a
10/20/1900 W 29-0 a

10/19/1901 W 6-0 a
10/18/1902 W 14-6 a
10/17/1903 W 5-0 a
10/15/1904 W 4-0 a
10/21/1905 W 6-0 a
10/27/1906 W 5-0 a
10/30/1909 W 9-0 a
10/29/1910 W 6-0 a
10/20/1928 L 0-15 H
10/19/1929 T 20-20 H
10/18/1930 L 0-6 H
10/17/1931 W 14-13 a
11/5/1932 L 0-46 H
11/11/1933 L 0-27 H
11/10/1934 L 6-27 H
10/19/1935 L 0-13 a
10/17/1936 L 0-32 H
11/6/1937 L 6-7 H
10/15/1938 L 17-20 H
11/11/1939 W 15-0 H
10/19/1940 T 6-6 H
11/8/1941 W 20-6 H
10/24/1942 L 0-14 H
10/16/1948 L 7-20 a
10/15/1949 L 14-54 H
10/21/1950 L 0-49 H
10/20/1951 W 22-21 H
10/4/1980 W 15-10 a
10/3/1981 L 13-27 H
10/2/1982 L 13-17 a
10/1/1983 W 24-21 H
10/13/1984 L 11-33 a
9/30/1989 L 28-56 a
9/28/1991 L 20-21 a

Bates

23 wins, 0 losses, 0 ties
10/18/1899 W 29-0 H
10/17/1900 W 41-0 H
10/5/1901 W 16-6 H
10/4/1902 W 23-0 H
10/7/1903 W 23-0 H
10/12/1904 W 11-0 H
10/11/1905 W 34-6 H
10/10/1906 W 27-6 H
10/9/1907 W 33-4 H
10/7/1908 W 18-0 H
9/29/1909 W 11-0 H
9/28/1910 W 22-0 H
9/30/1911 W 15-0 H
10/4/1913 W 14-0 H
9/26/1914 W 44-0 H
9/30/1916 W 26-0 H
9/27/1919 W 53-0 H
10/5/1929 W 48-0 H
10/3/1931 W 28-0 H
10/7/1933 W 33-0 H
10/6/1934 W 12-0 H
10/7/1939 W 20-0 H
9/23/1944† W 43-6 H

Boston Athletic Association

5 wins, 1 loss, 1 tie
11/14/1891 W 51-12 H
10/22/1892 W 40-0 H
11/8/1892 W 16-12 H
11/7/1893 W 10-0 H
11/1/1894 W 40-0 H
11/14/1895 T 0-0 H
11/14/1896 L 6-8 H

Boston College

3 wins, 0 losses, 1 tie
11/23/1918 W 14-6 † H
10/4/1919 W 17-0 H
11/20/1943 T 6-6 † H
10/7/1944 W 13-0 † H

Boston University

8 wins, 4 losses, 0 ties
9/24/1921 W 10-0 H
11/1/1924 W 13-0 H
11/17/1945 W 60-0 H
10/4/1947 W 19-14 H
10/7/1967 W 29-14 H
10/4/1969 L 10-13 H
10/7/1972 W 33-14 H
10/6/1973 W 16-0 H
10/4/1975 L 9-13 H
10/2/1976 W 37-14 H
10/6/1979 L 10-14 H
11/5/1988 L 23-24 H

Bowdoin

17 wins, 0 losses, 0 ties
10/25/1890 W 54-0 H
10/28/1891 W 79-0 H
10/6/1897 W 24-0 H
10/5/1898 W 28-6 H
10/4/1899 W 13-0 H
10/6/1900 W 12-0 H
10/2/1901 W 12-0 H
10/1/1902 W 17-6 H
9/30/1903 W 24-0 H
10/5/1904 W 17-0 H
10/4/1905 W 16-0 H
10/3/1906 W 10-0 H
10/2/1907 W 5-0 H
9/30/1908 W 5-0 H
10/2/1909 W 17-0 H
10/1/1910 W 32-0 H
10/14/1922 W 15-0 H

Britannia

3 wins, 0 losses, 1 tie
10/25/1879 W 2-0 H
11/1/1879 W 1-0 a
10/23/1880 T 0-0 H
10/29/1881 W 2-0 a

Bucknell

4 wins, 3 losses, 1 tie
10/29/1955 T 26-26 H
10/3/1959 W 20-6 H
10/3/1964 L 21-24 H
10/5/1968 W 59-0 H
10/3/1987 W 33-14 H
9/24/1994 L 23-42 H
9/28/1996 W 30-7 a
10/4/1997 L 20-24 H

Buffalo

1 win, 1 loss, 0 ties
10/1/1932 W 66-0 H
9/27/1958 L 3-6 H

Bump Island Naval Reserve

1 win, 0 losses, 0 ties
10/13/1917 W 35-0 † H

Camp Devens

0 wins, 0 losses, 1 tie
11/10/1917 T 0-0 † H

Camp Edwards

2 wins, 0 losses, 0 ties
10/2/1943 W 7-0 † a
11/6/1943 W 14-7 † H

Carlisle

12 wins, 2 losses, 0 ties
10/31/1896 W 4-0 H
10/29/1898 W 11-5 H
10/28/1899 W 22-10 H
10/27/1900 W 17-5 H
10/26/1901 W 29-0 H
11/1/1902 W 23-0 H

10/31/1903 W 12-11 H
10/22/1904 W 12-0 H
11/4/1905 W 23-11 H
11/10/1906 W 5-0 H
11/9/1907 L 15-23 H
11/7/1908 W 17-0 H
11/11/1911 L 15-18 H
10/9/1915 W 29-7 H

Centre

2 wins, 1 loss, 0 ties
10/23/1920 W 31-14 H
10/29/1921 L 0-6 H
10/21/1922 W 24-10 H

Chicago

2 wins, 0 losses, 0 ties
11/5/1938 W 47-13 H
10/14/1939 W 61-0 a

Chicago Athletic Club

3 wins, 0 losses, 0 ties
10/26/1892 W 32-0 H
11/10/1894 W 36-0 H
10/22/1898 W 39-0 H

Coast Guard

3 wins, 0 losses, 0 ties
10/4/1930 W 33-0 H
10/27/1945 W 25-0 H
10/19/1946 W 69-0 H

Colby

3 wins, 0 losses, 0 ties
9/25/1915 W 39-6 H
9/23/1916 W 10-0 H
10/11/1919 W 35-0 H

Colgate

5 wins, 4 losses, 0 ties
10/18/1952 W 21-20 H
10/10/1953 W 28-26 H
10/14/1961 L 0-15 H
10/1/1977 L 21-38 H
10/7/1978 W 24-21 H
10/15/1994 W 35-27 H
9/23/1995 W 28-8 a
9/26/1998 L 14-34 a
10/2/1999 L 21-24 H

Connecticut

1 win, 0 losses, 0 ties
9/28/1946 W 7-0 H

Davidson

3 wins, 0 losses, 0 ties
11/13/1937 W 15-0 H
11/1/1952 W 35-26 H
10/31/1953 W 42-6 H

Dean Academy

1 win, 0 losses, 0 ties
10/6/1917 W 27-0 † a

Depot Brigade

0 wins, 0 losses, 1 tie
10/27/1917 T 0-0 † a

Exeter

11 wins, 0 losses, 0 ties
11/3/1886 W 158-0 a
10/12/1887 W 68-0 a
10/29/1887 W 54-0 H
10/17/1888 W 39-6 a
10/2/1889 W 28-0 H
10/1/1890 W 41-0 H
10/7/1891 W 17-0 H
10/5/1892 W 62-0 H
10/4/1893 W 54-0 a

10/3/1894 W 48-0 H
10/5/1895 W 42-0 H

Florida

2 wins, 0 losses, 0 ties
11/4/1922 W 24-0 H
11/2/1929 W 14-0 H

Fordham

2 wins, 2 losses, 0 ties
10/13/1990 W 19-13 H
10/12/1991 L 7-14 a
9/30/1995 L 21-24 H
10/16/1999 W 37-30 a

Geneva

0 wins, 1 loss, 0 ties
10/2/1926 L 7-16 H

Georgia

1 win, 0 losses, 0 ties
10/15/1921 W 10-7 H

Graduates

2 wins, 1 loss, 0 ties
11/8/1886 W 38-0 H
10/25/1893 W 6-0 H
10/28/1896 L 5-8 H

Indiana

2 wins, 0 losses, 0 ties
10/8/1921 W 19-0 H
10/29/1927 W 26-6 H

Kings Point

1 win, 0 losses, 0 ties
11/3/1945 W 28-7 H

Kyoto

1 win, 0 losses, 0 ties
3/29/1997 W 42-35 + H

Maine

11 wins, 0 losses, 0 ties
10/11/1902 W 22-0 H
10/3/1903 W 6-0 H
10/8/1904 W 23-0 H
10/7/1905 W 22-0 H
10/6/1906 W 17-0 H
10/5/1907 W 30-0 H
10/3/1908 W 16-0 H
10/16/1909 W 17-0 H
9/28/1912 W 7-0 H
9/27/1913 W 34-0 H
10/2/1920 W 41-0 H

Massachusetts

11 wins, 8 losses, 1 tie
10/13/1906 W 21-0 H
10/2/1915 W 7-0 H
10/21/1916 W 47-0 H
10/2/1954 L 7-13 H
10/1/1955 W 60-6 H
9/26/1959 W 36-22 H
10/1/1960 L 12-27 H
9/28/1963 T 0-0 H
9/26/1964 W 20-14 H
9/30/1972 L 19-28 H
9/29/1973 W 24-7 H
9/25/1976 W 24-13 H
9/24/1977 L 0-17 H
9/30/1978 W 10-0 H
9/29/1979 L 7-20 H
9/25/1982 W 31-14 H
9/24/1983 L 7-21 H
9/28/1985 W 10-3 H
11/8/1986 L 7-17 H
9/24/1988 L 28-45 H

2010 HARVARD FOOTBALL

McGill			
<i>5 wins, 0 losses, 2 ties</i>			
5/14/1874	W	3-0	H
5/15/1874	T	0-0	H
10/23/1874	W	0-0*	a
10/30/1876	W	1-0	a
10/26/1877	W	1-0	H
11/3/1879	T	0-0	a
10/30/1882	W	2-0	H
*Won by Harvard with 3 TDs			

Melville PT Boat			
<i>0 wins, 1 loss, 0 ties</i>			
11/11/1944	L	0-13	† H

Michigan			
<i>4 wins, 4 losses, 0 ties</i>			
10/31/1881	W	4-0	H
11/22/1883	W	3-0	H
11/9/1895	W	4-0	H
10/31/1914	W	7-0	H
11/9/1929	L	12-14	a
11/8/1930	L	3-6	H
10/12/1940	L	0-26	H
11/7/1942	L	7-35	a

Middlebury			
<i>4 wins, 0 losses, 1 tie</i>			
9/24/1921	W	16-0	H
9/30/1922	W	20-0	H
10/13/1923	T	6-6	H
10/11/1924	W	16-6	H
10/10/1925	W	68-0	H

MIT			
<i>15 wins, 0 losses, 0 ties</i>			
10/11/1882	W	1-0	H
10/25/1882	W	3-0	H
10/17/1883	W	14-1	H
10/11/1884	W	43-5	H
10/25/1884	W	42-0	a
10/9/1886	W	54-0	a
10/20/1886	W	59-0	H
11/17/1886	W	62-0	a
10/15/1887	W	62-0	H
10/13/1888	W	18-0	H
10/31/1888	W	42-0	H
10/16/1889	W	62-0	H
10/14/1891	W	26-0	H
10/29/1892	W	34-0	H
10/11/1893	W	34-0	H

Montreal			
<i>1 win, 0 losses, 1 tie</i>			
11/2/1880	T	0-0	a
10/20/1881	W	2-0	a

Navy Pre-flight School, North Carolina			
<i>0 wins, 1 loss, 0 ties</i>			
9/26/1942	L	0-13	H

Naval Submarine Base New London			
<i>0 wins, 1 loss, 0 ties</i>			
10/20/1945	L	7-18	H

Navy			
<i>1 win, 1 loss, 3 ties</i>			
10/19/1907	W	6-0	a
10/24/1908	T	6-6	a
11/14/1936	L	13-20	H
10/16/1937	T	0-0	a
10/25/1941	T	0-0	H

New Hampshire			
<i>7 wins, 0 losses, 0 ties</i>			
10/12/1929	W	35-0	H
10/10/1931	W	39-0	H
10/8/1932	W	40-0	H
10/14/1933	W	34-0	H
11/17/1934	W	47-3	H
11/16/1935	W	41-0	H

11/18/1939	W	46-0	H
Newport Naval Reserve			
<i>0 wins, 1 loss, 0 ties</i>			
11/17/1917	L	0-14	† H
Newton Athletic Association			
<i>2 wins, 0 losses, 0 ties</i>			
10/10/1896	W	18-0	H
10/20/1897	W	24-0	H

Newtowne Athletic Club			
<i>2 wins, 0 losses, 0 ties</i>			
10/26/1897	W	22-0	H
10/19/1898	W	22-0	H

North Carolina			
<i>2 wins, 0 losses, 0 ties</i>			
10/14/1916	W	21-0	H
10/13/1928	W	20-0	H

Northeastern			
<i>7 wins, 1 loss, 0 ties</i>			
9/26/1970	W	28-7	H
10/2/1971	W	17-7	H
9/26/1987	W	27-24	H
9/22/1990	W	26-0	H
10/6/2001	W	35-20	H
10/19/2002	L	14-17	H
10/4/2003	W	28-20	H
10/16/2004	W	41-14	H

Ohio			
<i>3 wins, 0 losses, 0 ties</i>			
10/3/1953	W	16-0	H
10/30/1954	W	27-13	H
10/12/1957	W	14-7	H

Orange Athletic Club			
<i>2 wins, 0 losses, 0 ties</i>			
11/4/1890	W	33-0	H
10/13/1894	W	14-0	H

Oregon			
<i>1 wins, 0 losses, 0 ties</i>			
1/1/1920	W	7-6	* n
* Rose Bowl			

Ottawa			
<i>3 wins, 0 losses, 0 ties</i>			
11/1/1880	W	2-1	a
10/21/1881	W	9-1	a
11/8/1884	W	20-6	a

Penn State			
<i>3 wins, 0 losses, 2 ties</i>			
10/25/1913	W	29-0	H
10/24/1914	T	13-13	H
10/30/1915	W	13-0	H
10/22/1921	T	21-21	H
10/15/1932	W	46-13	H

Portland Naval Reserve			
<i>0 wins, 0 losses, 1 tie</i>			
11/3/1917	T	0-0	† H

Purdue			
<i>0 wins, 1 loss, 0 ties</i>			
10/8/1927	L	0-19	H
Rensselaer			
<i>1 win, 0 losses, 0 ties</i>			
10/3/1925	W	18-6	H

Rhode Island			
<i>1 win, 0 losses, 0 ties</i>			
10/6/1923	W	35-0	H

Rochester			
<i>1 win, 0 losses, 0 ties</i>			
10/13/1945	W	21-13	H

Rutgers			
<i>2 wins, 3 losses, 0 ties</i>			
11/2/1946	L	0-13	H
11/1/1947	L	7-31	H
10/5/1963	W	28-0	H
10/3/1970	W	39-9	H
10/5/1974	L	21-24	H

Springfield			
<i>4 wins, 0 losses, 0 ties</i>			
10/31/1891	W	34-0	H
11/7/1891	W	44-4	H
10/14/1905	W	12-0	H
10/20/1906	W	44-0	H
10/26/1907	W	9-5	H
10/17/1908	W	44-0	H
10/3/1914	W	44-0	H
11/1/1919	W	20-0	H
10/6/1928	W	30-0	H
10/11/1930	W	27-0	H
10/5/1935	W	20-0	H
10/2/1937	W	54-0	H
9/22/1951	W	21-13	H
9/27/1952	W	27-7	H

Note: known as the YMCA Training School in 1891

Stanford			
<i>0 wins, 1 loss, 0 ties</i>			
9/24/1949	L	0-44	a

Stevens Institute of Technology			
<i>4 wins, 0 losses, 0 ties</i>			
10/20/1883	W	14-4	a
11/6/1883	W	11-2	H
10/16/1886	W	44-0	H
10/5/1889	W	28-4	H


Texas			
<i>1 win, 0 losses, 0 ties</i>			
10/24/1931	W	35-7	H

Trinity			
<i>3 wins, 0 losses, 0 ties</i>			
10/31/1884	W	67-0	H
11/11/1891	W	38-0	a
10/7/1896	W	34-0	H

Tufts			
<i>17 wins, 5 losses, 0 ties</i>			
6/4/1875	L	0-1	H
10/27/1875	W	1-0	a
10/23/1877	W	3-0	H
11/12/1884	W	51-0	H
10/6/1886	W	82-0	a
10/13/1886	W	46-0	H
10/5/1887	W	86-0	a
10/26/1887	W	68-0	H
10/17/1914	W	13-6	H
10/7/1916	L	3-7	H
11/9/1918	W	7-0	† H
11/15/1919	W	23-0	H
11/3/1923	W	16-0	H
10/30/1926	W	69-6	H
11/13/1943	L	7-13	† H
9/16/1944	W	19-12	† H
11/18/1944	W	12-6	† a
10/6/1945	L	6-7	H
10/5/1946	W	49-0	H
10/6/1956	L	13-19	H
10/2/1965	W	33-0	H
10/1/1966	W	45-0	H

Valparaiso			
<i>1 win, 0 losses, 0 ties</i>			
10/9/1920	W	21-0	H

Vanderbilt			
<i>1 win, 0 losses, 0 ties</i>			
11/9/1912	W	9-3	H



Harvard's John White '51 almost intercepts a pass from Stanford's Ken Peck in the third quarter of Harvard's 44-0 loss to the Cardinal in 1949.

Vermont			
<i>2 wins, 0 losses, 0 ties</i>			
10/1/1927	W	21-3	H
10/4/1930	W	35-0	H
Virginia			
<i>8 wins, 1 loss, 0 ties</i>			
10/16/1915	W	9-0	H
11/4/1916	W	51-0	H
10/25/1919	W	47-0	H
10/30/1920	W	24-0	H
10/4/1924	W	14-0	H
10/31/1931	W	19-0	H
11/7/1936	W	65-0	H
11/12/1938	W	40-13	H
10/11/1947	L	0-47	a

Western Maryland			
<i>1 win, 0 losses, 0 ties</i>			
9/27/1947	W	52-0	H
Washington & Jefferson			
<i>1 win, 0 losses, 0 ties</i>			
10/10/1914	W	10-9	H
Washington-St. Louis			
<i>1 win, 0 losses, 0 ties</i>			
10/11/1952	W	42-0	H

Western Maryland			
<i>1 win, 0 losses, 0 ties</i>			
10/27/1947	W	52-0	H
Washington & Jefferson			

THE HARVARD-YALE RIVALRY

It was the first rivalry in all of college athletics. Today, 157 years later, Harvard-Yale still stands as one of the best series in the world of sports.

These schools are familiar with being first and foremost. Yale fields 35 varsity sports and Harvard has 41, the most of any Division I school in the nation.

Harvard teams have won 139 national titles in sports ranging from crew to football and lacrosse to fencing. Yale has 104 national titles to its credit, including several in football, swimming and diving, squash and golf.

The schools have combined to capture 469 Ivy League championships since the circuit was formed in 1956 and combined to win eight League titles in 2009-10.

Former Harvard football coach Joe Restic, who guided the Crimson for 23 seasons until his retirement in 1993, quipped, "Each year, we're friends for 364 days and rivals for just one." While he was primarily assessing his relationship with his legendary Yale counterpart Carm Cozza, those words apply across the board.


Harvard-Yale is as much a debate as it is a feud. Think Lincoln-Douglas, not Hatfield-McCoy, though it should be noted the two schools jousted some eight years before the 1860 presidential candidates squared off on opposite podiums.

Yet a rivalry doesn't grow in stature by accident. Both schools have played major roles in advancing and shaping college athletics.

In 1843, Yale started the first college boat club in America; in 1884, Eli runner Charles Sherrill first demonstrated the four-point crouch for sprinters; in 1890, Yale introduced "cheerleaders" at a football game, a first in college sports; in 1896, the first intercollegiate ice hockey game featured Yale and Johns Hopkins (a 2-2 tie); and in 1897, Yale men's basketball played in the country's first 5-on-5 game.

Harvard, founded in 1636, has the distinction of being the nation's first college. Among its athletics firsts are: in 1877, the first baseball catcher's mask was used in a Harvard game, a fencing mask adapted by inventor Fred Thayer for Alexander Tyng; in 1896, Harvard freshman James B. Connolly became the first gold medalist of the modern Olympics (winning the hop, hop and jump); in 1901, women's field hockey was first introduced to America on the Harvard (Radcliffe) campus; in 1903, Harvard Stadium, the nation's oldest football stadium, was built; in 1905, Harvard played in the first intercollegiate soccer match (falling to Haverford, 1-0); and in 1947, Chester Pierce '48 became the first African-American footballer to play against a white college in the South when the Crimson met the University of Virginia in Charlottesville.

The football rivalry, however, is arguably the most revered. Harvard and Yale have met 126 times on the gridiron since November 13, 1875 in New Haven (a 4-0 Harvard win). The series is the third-most-played in college football history



and is now referenced around the country simply as "The Game." And, while combining for 18 national championships and 27 Ivy crowns, the annual contest still attracts sellout crowds to Cambridge and over 50,000 fans to the Bowl in New Haven.

Yet it was football that nearly splintered relations between these two schools. In 1894, following a game known as the "Springfield Massacre" when seven players were carried off the field in "dying condition," Harvard and Yale broke off relations. Each blamed the other for the contest's unprecedented brutality.

Historian George Sullivan wrote, "So savage was combat on a neutral Springfield gridiron ... that newspapers printed a casualty summary similar to those listing victims of a disaster. The game's violence appalled the world and ignited a national uproar about football ferocity-outrage that threatened the sport's future."

And the rivalry's as well. The schools didn't meet in football for two seasons, while the baseball, crew and track and field teams avoided each other for one. But the allure of competition was too great, and by 1897, the schools were back at it. Harvard's student newspaper, *The Crimson*, welcomed the resumption: "forgetting the past and resolving a generous open-handed rivalry for the future, Harvard joins hands with Yale and welcomes her heartily and joyfully to her old place as Harvard's nearest and dearest foe."

By 1898, the football game had relocated to its now-familiar and permanent perch as the final one on each school's docket.

Football has also generated the most lore. The notorious flying wedge, the brainchild of Harvard assistant Lorin Deland, was introduced in the 1892 H-Y game. Harvard coach Percy Haughton is purported to have choked a bulldog to fire up his troops for the 1908 game (although just a story, whatever he did worked as the Crimson won 4-0). In 1923, Yale's T.A.D. Jones told his players, "Gentlemen, you are now going out to play football against Harvard. Never again in your whole life will you do anything so important."

The 1930s had the majestic Barry Wood (Harvard)-Albie Booth (Yale) battles. It was also the era when a Harvard illustrator drew a game program cover of a pilgrim unceremoniously sitting on Yale's famous captain's fence. Some Eli alums were so outraged that a suspension of the series was briefly discussed, before cooler heads prevailed (Harvard's 1995 football captain, Justin Frantz, became the first Harvard athlete invited to sit on the fence, and his picture with Yale captain Tony Mazurkiewicz graced that year's



Perhaps the best-known two-point conversion in college football history, Pete Varney brings in Frank Chiampi's pass in the end zone in Harvard's 29-29 'win' against Yale in 1968.



A crowd of roughly 57,000 was on hand at Harvard Stadium for the 1913 edition of *The Game*.

program).

The 1952 Game is remembered for the “ultimate insult” when Yale’s football team manager, Charlie Yeager, was put in the game to catch a two-point conversion that culminated a 41-14 Eli blowout at the Stadium. More than half a century later, that one still hurts.

Harvard’s 1968 “win” over Yale is still rated as one of the top college football games ever played. Both schools entered *The Game* owning identical 8-0 records, but Yale appeared well on its way to victory and a perfect season as thousands silently streamed out of *The Stadium* as the clock counted down. That’s before Harvard miraculously scored 16 points in the final 42 seconds to “defeat” the Elis, 29-29. An extra edition of *The Crimson*, issued just five minutes after the final gun, carried the now famous headline, “HARVARD BEATS YALE, 29-29.” Some joke that Harvard’s greatest “win” was actually a tie, but none of those people were wearing Crimson that afternoon.

Another memorable day came in 1982, when a group of MIT frat boys exploded a balloon out of the Stadium turf — at midfield, no less — during Harvard’s 45-7 triumph.

More recently, Yale rallied to win successive thrillers in 1998, 1999 and 2000. Harvard has had the edge through the early 21st century, however, as the Crimson won an unprecedented

five straight against the Bulldogs from 2001-05. The 2005 Game immediately joined the ranks of the greatest in the history of the series as the Crimson rallied to force overtime before prevailing, 30-24, in the third extra session of the longest game in Ivy League history.

Another memorable moment was written in 2007 when the teams met at Yale Bowl in front of 57,248 fans with the Bulldogs ranked 11th and Harvard 25th. The teams were undefeated in Ivy play, marking just the fourth time in league history that two unbeaten teams had met in the final game of the year.

For Yale, a victory would also mean its first 10-0 season in 47 years and its first outright league championship in 26. Instead, the previously 9-0 Bulldogs were whipped, 37-6, marking Harvard’s most lopsided victory at the Yale Bowl since a 35-6 win in 1959. Had it not been for a late punt return for a touchdown by the Elis, Harvard would have had its most uneven victory since a 36-0 victory in 1914.

In 2009, Harvard limited Yale to just 90 yards of offense on a bone-chilling day at the Stadium as Harvard, which finished ranked 14th nationally, cruised to a 10-0 win. The victory gave Harvard its second-straight Ivy championship and would mark the final game for Yale coach Jack Siedlecki.

In 2010, Harvard again came away victorious, winning its fifth straight game at Yale Bowl by scoring two late touchdowns in a 14-10 thriller. With Yale leading 10-0 late in the fourth, Harvard drove 76 yards in just 1:50 on six plays to make it a 10-7 game. Yale got the ball back and converted a pair of first downs to move the ball to its own 37 as the clock crept inside the four-minute mark. Yale eventually found itself in fourth down with 22 yards to go from its 25 yard line at 2:40 on the clock. With the league’s best punter in Tom Mante waiting to boot it down field, new Yale coach Tom Williams instead called an improbable reverse run on a fake punt. John Powers evaded a would-be tackler in the backfield and moved behind a wall of blockers along the left sideline but Collin Zych blew up a double team block and Anthony Spadafino stopped Powers seven yards shy, giving Harvard the ball at Yale’s 40 yard line with 2:25 as a stunned Yale crowd looked on. It took Harvard just three plays to devastate the crowd again as Chris Lorditch cut across the middle of the field and then swiftly past two defenders up the seam as QB Collier Winters lofted a perfect pass over the inside coverage. Thirty two yards later, Harvard suddenly led 14-10 before linebacker Jon Takamura finished the victory with an interception.



In 2007, then-11th-ranked Yale entered *The Game* leading the nation in rushing but mustered just 106 yards of total offense in a 37-6 drubbing.

All About The Game

127 And Counting

With its 127th playing this year, the Harvard-Yale rivalry is the third-most played series in college football. Only Lehigh-Lafayette (145 meetings) and Princeton-Yale (132) have played more often.

Instant Classic

Harvard’s 30-24 triple-overtime win in 2005 stands as the longest football game in Ivy League history.

Familiar Faces

Harvard assistant coaches Joel Lamb and Tony Reno are former Yale assistants.

The Last In Line

In every formal season since 1898, Harvard’s final opponent has been Yale. There is only one exception, as the 1919 campaign was completed with a 7-6 Rose Bowl victory over Oregon. Harvard got there with a 10-3 decision over the Elis.

Double Duty

Wayne Johnson, Jr. (Harvard A.B. ’44, L.L.B. 48) is the only player to have lettered for both Harvard and Yale in football. In 1942, Johnson played fullback for the Crimson and, against Yale, dropped a critical pass in a 7-3 defeat to the Elis. Soon after, he joined the Marines, where the Corps assigned him to Yale in a program that permitted undergrads to continue their studies while preparing for a commission. He played just one game for the Elis before an injury ended his season but was still awarded a letter.

Home Field Advantage?

Harvard is 24-22-1 at the Yale Bowl; Yale is 25-23-3 at Harvard Stadium. The visiting team has won 15 of the last 23 Games.

On The Charts

The Harvard-Yale rivalry was tabbed as the sixth-best rivalry in college athletics, according to *Sports Illustrated On Campus*. Alabama-Auburn was first on the list, followed by Duke-North Carolina, UCLA-USC, Army-Navy and Cal-Stanford.

YEAR-BY-YEAR RESULTS

Ja – January
A – April
M – May
Ju – June
S – September
O – October
N – November
D – December
| - Ivy League game

1873-74 1-0-1

Captain: Henry R. Grant

M14 W	McGill	3-0
M15 T	McGill	0-0
		3-0

1874-75 1-1

Captain: Arthur B. Ellis

O23 W	at McGill	0-0*
Ju4 L	Tufts	0-1
		0-1

1875-76 4-0

Captain: William A. Whiting

O23 W	at All Canada	1-0
O27 W	at Tufts	1-0
N13 W	at Yale	4-0
M8 W	All Canada	1-0
		7-0

1876-77 3-1

Captain: Nathaniel Curtis

O28 W	at All Canada	2-0
O30 W	at McGill	1-0
N18 L	at Yale	0-1
A28 W	Princeton	1-0
		4-1

1877 3-1

Captain: Livingston Cushing

O23 W	Tufts	3-0
O26 W	McGill	1-0
N3 L	vs. Princeton	0-1
N5 W	at Columbia	8-0
		12-1

1878 1-2

Captain: Livingston Cushing

N9 W	Amherst	3-0
N16 L	Princeton	0-0*
N23 L	Yale	0-1
		3-1

1879 2-1-2

Captain: Robert Bacon

O25 W	Britannia	2-0
N1 W	at Britannia	1-0
N3 T	at McGill	0-0
N8 T	at Yale	0-0
N15 L	vs. Princeton	0-1
		3-1

1880 2-2-2

Captain: William H. Manning

O23 T	Britannia	0-0
N1 W	at Ottawa	2-1
N2 T	at Montreal	0-0
N6 W	at Columbia	3-0
N13 L	vs. Princeton	1-2
N20 L	Yale	0-1
		6-4

1881 6-1-1

Coach: Lucius N. Littauer

Captain: William H. Manning

O20 W	at Montreal	2-0
O21 W	at Ottawa	9-1
O29 W	at Britannia	2-0
O31 W	Michigan	4-0

N2 W	vs. Penn	2-0
N5 W	Columbia	1-0
N12 L	at Yale	0-0*
N19 T	vs. Princeton	0-0
		20-1

*Won by Yale with 4 fewer safeties

1882 7-1

Captain: Edward T. Cabot

O11 W	MIT	1-0
O25 W	MIT	3-0
O30 W	McGill	2-0
N4 W	at Amherst	1-0
N9 W	Dartmouth	8-0
N11 W	vs. Columbia	3-0
N18 W	Princeton	1-1*
N25 L	Yale	0-1
		19-2

*Won by Harvard 1 FG and

1 TD vs. 1 FG by Princeton

1883 8-2

Captain: Randolph M. Appleton

O6 W	Wesleyan	23-1
O13 W	Penn	4-0
O17 W	MIT	14-1
O20 W	at Stevens	14-4
O27 W	at Wesleyan	18-6
N3 W	Williams	39-0
N6 W	Stevens	11-2
N17 L	at Princeton	7-26
N22 W	Michigan	3-0
N29 L	vs. Yale	2-23
		135-63

1884 7-4

Captain: Marcus M. Kimball

O11 W	MIT	43-5
O22 L	Penn	0-4
O25 W	at MIT	42-0
O31 W	Trinity	67-0
N1 L	at Wesleyan	0-16
N6 W	Williams	23-0
N8 W	at Ottawa	20-6
N10 W	at Dartmouth	29-0
N12 W	Tufts	51-0
N15 L	Princeton	6-36
N22 L	at Yale	0-52
		281-119

1886 12-2

Coach: Frank A. Mason

Captain: William A. Brooks

O6 W	at Tufts	82-0
O9 W	at MIT	54-0
O13 W	Tufts	46-0
O16 W	Stevens	44-0
O20 W	MIT	59-0
O23 W	at Andover	86-0
O30 W	Dartmouth	70-0
N3 W	at Exeter	158-0
N6 W	Wesleyan	34-0
N8 W	Graduates	38-0
N13 L	at Princeton	0-12
N17 W	at MIT	62-0
N20 L	Yale	4-29
N25 W	at Penn	28-0
		765-41

1887 10-1

Captain: Albert Y. Holden

O5 W	at Tufts	86-0
O12 W	at Exeter	68-0
O15 W	MIT	62-0
O19 W	Williams	52-6
O22 W	Amherst	98-0
O26 W	Tufts	68-0
O29 W	Exeter	54-0
N5 W	Wesleyan	110-0
N12 W	Princeton	12-0
N19 W	Penn	42-0
N24 L	at Yale	8-17
		660-23



The South End Grounds hosted Harvard football between 1877 and 1881 as well as baseball's Boston Red Stockings and Boston Braves. The Grounds hosted the first intersectional football game when Harvard beat Michigan.

1888 12-1

Captain: Joseph H. Sears

O6 W	at WPI	70-0
O13 W	MIT	18-0
O17 W	at Exeter	39-6
O20 W	at Wesleyan	34-0
O24 W	at Williams	14-6
O25 W	at Andover	68-0
O27 W	WPI	68-0
O30 W	Dartmouth	74-0
O31 W	MIT	42-0
N3 W	Amherst	102-0
N10 W	Wesleyan	50-2
N17 L	at Princeton	6-18
N19 W	at Penn	50-0
		635-32

1889 9-2

Captain: Arthur J. Cumnock

O2 W	Exeter	28-0
O5 W	Stevens	28-4
O12 W	Dartmouth	38-0
O16 W	MIT	62-0
O19 W	Williams	41-0
O23 W	Andover	41-0
O26 W	Wesleyan	64-0
N2 W	Penn	35-0
N9 W	vs. Wesleyan	67-2
N16 L	Princeton	15-41
N23 L	at Yale	0-6
		419-53

1890 11-0

Coaches: George A. Stewart and George C. Adams

Captain: Arthur J. Cumnock

O1 W	Exeter	41-0
O4 W	Dartmouth	43-0
O11 W	Amherst	74-6
O18 W	Williams	38-0
O22 W	Dartmouth	64-0
O25 W	Bowdoin	54-0
O29 W	Wesleyan	55-0
N1 W	Cornell	77-0
N4 W	Orange A.C.	33-0
N12 W	at Amherst	64-0
N22 W	at Yale	12-6
		555-12

1891 13-1

Coaches: George A. Stewart and George C. Adams

Captain: Bernard W. Trafford

O3 W	Dartmouth	16-0
O7 W	Exeter	17-0
O10 W	Amherst	18-0
O14 W	MIT	26-0
O17 W	Williams	26-0
O21 W	at Andover	76-0
O24 W	Amherst	39-0
O28 W	Bowdoin	79-0
O31 W	Springfield	34-0
N3 W	Wesleyan	124-0
N7 W	Springfield	44-4
N11 W	at Trinity	38-0
N14 W	Boston A.A.	51-12
N21 L	vs. Yale	0-10
		588-26

1892 10-1

Coaches: George A. Stewart and George C. Adams

Captain: Bernard W. Trafford

O1 W	Dartmouth	48-0
O5 W	Exeter	62-0
O8 W	Amherst	26-0
O15 W	Williams	55-0
O22 W	Boston A.A.	40-0
O26 W	Chicago A.C.	32-0
O29 W	MIT	34-0
N2 W	vs. Cornell	20-14
N5 W	Amherst	32-10
N8 W	Boston A.A.	16-12
N19 L	at Yale	0-6
		365-42

1893 12-1

Coach: George A. Stewart and Everett C. Lake

Captain: Bertram G. Waters

O1 W	Dartmouth	16-0
O4 W	at Exeter	54-0
O7 W	Amherst	32-0
O11 W	MIT	34-0
O14 W	Williams	52-0
O21 W	Dartmouth	36-0
O25 W	Graduates	6-0
O28 W	Brown	58-0

N1 W	at Andover	60-5
N4 W	vs. Cornell	34-0
N7 W	Boston A.A.	10-0
N25 L	at Yale	0-6
N30 W	Penn	26-4
		418-15

1894 11-2

Coach: William A. Brooks

Captain: Robert W. Emmons

S29 W	Dartmouth	22-0
O3 W	Exeter	48-0
O6 W	Andover	46-0
O11 W	Brown	18-4
O13 W	Orange A.C.	14-0
O17 W	Amherst	30-0
O20 W	Williams	32-0
O27 W	vs. Cornell	22-12
N1 W	Boston A.A.	40-0
N10 W	Chicago A.C.	36-0
N15 W	Brown	18-0
N24 L	at Yale	4-12
N29 L	at Penn	4-18
		334-46

1895 8-2-1

Coach: Robert W. Emmons

Captain: Arthur H. Brewer

S28 W	Dartmouth	4-0
O2 W	Amherst	24-0
O5 W	Exeter	42-0
O9 W	at Army	4-0
O12 W	Williams	32-0
O16 W	Brown	26-6
O19 W	Cornell	25-0
N2 L	at Princeton	4-12
N9 W	Michigan	4-0
N14 T	Boston A.A.	0-0
N23 L	Penn	14-17
		179-35

1896 7-4

Coach: Bertram G. Waters

Captain: Edgar N. Wrightington

O3 W	Williams	6-0
O7 W	Trinity	34-0
O10 W	Newton A.A.	18-0
O14 W	Wesleyan	28-0
O17 W	Brown	12-0

2010 HARVARD FOOTBALL

O24	W	at Cornell	13-4
O28	L	Graduates	5-8
O31	W	Carlisle	4-0
N7	L	Princeton	0-12
N14	L	Boston A.A.	6-8
N21	L	at Penn	6-8
			132-40

1897 10-1-1

Coach: W. Cameron Forbes
Captain: Norman W. Cabot

O2	W	Williams	20-0
O6	W	Bowdoin	24-0
O9	W	Dartmouth	13-0
O13	W	Amherst	38-0
O16	W	at Army	10-0
O20	W	Newton A.A.	24-0
O23	W	Brown	18-0
O26	W	Newtowne A.C.	22-0
O30	W	Cornell	24-5
N3	W	Wesleyan	34-0
N13	T	Yale	0-0
N20	L	at Penn	6-15
			233-20

1898 11-0

Coach: W. Cameron Forbes
Captain: Benjamin H. Dibblee

O1	W	Williams	11-0
O5	W	Bowdoin	28-6
O8	W	Dartmouth	21-0
O12	W	Amherst	53-2
O15	W	at Army	28-0
O19	W	Newtowne A.C.	22-0
O22	W	Chicago A.C.	39-0
O29	W	Carlisle	11-5
N5	W	Penn	10-0
N12	W	Brown	17-6
N19	W	at Yale	17-0
			257-19

1899 10-0-1

Coach: Benjamin H. Dibblee
Captain: William A. M. Burden

S30	W	Williams	29-0
O4	W	Bowdoin	13-0
O7	W	Wesleyan	20-0
O11	W	Amherst	41-0
O14	W	at Army	18-0
O18	W	Bates	29-0
O21	W	Brown	11-0
O28	W	Carlisle	22-10
N4	W	at Penn	16-0
N11	W	Dartmouth	11-0
N18	T	Yale	0-0
			210-10

1900 10-1

Coach: Benjamin H. Dibblee
Captain: Charles D. Daly

S29	W	Wesleyan	24-0
O3	W	Williams	12-0
O6	W	Bowdoin	12-0
O10	W	Amherst	18-0
O13	W	Columbia	24-0
O17	W	Bates	41-0
O20	W	at Army	29-0
O27	W	Carlisle	17-5
N3	W	Penn	17-5
N17	W	Brown	11-6
N24	L	at Yale	0-28
			205-44

1901 12-0

Coach: William T. Reid
Captain: David C. Campbell

S28	W	Williams	16-0
O2	W	Bowdoin	12-0
O5	W	Bates	16-6
O9	W	Amherst	11-0
O12	W	Columbia	18-0
O16	W	Wesleyan	16-0
O19	W	at Army	6-0
O26	W	Carlisle	29-0
N2	W	Brown	48-0
N9	W	at Penn	33-6

N16	W	Dartmouth	27-12
N23	W	Yale	22-0
			254-24

1902 11-1

Coach: John W. Farley
Captain: Robert P. Kernan

S27	W	Williams	11-0
O1	W	Bowdoin	17-6
O4	W	Bates	23-0
O8	W	Amherst	6-0
O11	W	Maine	22-0
O15	W	Wesleyan	35-5
O18	W	at Army	14-6
O25	W	Brown	6-0
N1	W	Carlisle	23-0
N8	W	Penn	11-0
N15	W	Dartmouth	16-6
N22	L	at Yale	0-23
			184-46

1903 9-3

Coach: John S. Cranston
Captain: Carl B. Marshall

S26	W	Williams	17-0
S30	W	Bowdoin	24-0
O3	W	Maine	6-0
O7	W	Bates	23-0
O10	L	Amherst	0-5
O14	W	Wesleyan	17-6
O17	W	at Army	5-0
O24	W	Brown	29-0
O31	W	Carlisle	12-11
N7	W	at Penn	17-10
N14	L	Dartmouth	0-11
N26	L	Yale	0-16
			150-59

1904 7-2-1

Coach: Edgar N. Wrightington
Captain: Daniel J. Hurley

O1	W	Williams	24-0
O5	W	Bowdoin	17-0
O8	W	Maine	23-0
O12	W	Bates	11-0
O15	W	at Army	4-0
O22	W	Carlisle	12-0
O29	L	Penn	0-11
N5	T	Dartmouth	0-0
N12	W	Holy Cross	28-5
N19	L	at Yale	0-12
			119-28

1905 8-2-1

Coach: William T. Reid
Captain: Daniel J. Hurley

S30	W	Williams	12-0
O4	W	Bowdoin	16-0
O7	W	Maine	22-0
O11	W	Bates	34-6
O14	W	Springfield	12-0
O21	W	at Army	6-0
O28	W	Brown	10-0
N4	W	Carlisle	23-11
N11	L	at Penn	6-12
N18	T	Dartmouth	6-6
N25	L	Yale	0-6
			147-41

1906 10-1

Coach: William T. Reid
Captain: Hatherly Foster

S29	W	Williams	7-0
O3	W	Bowdoin	10-0
O6	W	Maine	17-0
O10	W	Bates	27-6
O13	W	Massachusetts	21-0
O20	W	Springfield	44-0
O27	W	at Army	5-0
N3	W	Brown	9-5
N10	W	Carlisle	5-0
N17	W	Dartmouth	22-9
N24	L	at Yale	0-6
			167-26

1907 7-3

Coach: Joshua Crane
Captain: Bartol Parker

O2	W	Bowdoin	5-0
O5	W	Maine	30-0
O9	W	Bates	33-4
O12	W	Williams	18-0
O19	W	at Navy	6-0
O26	W	Springfield	9-5
N2	W	Brown	6-5
N9	L	Carlisle	15-23
N16	L	Dartmouth	0-22
N23	L	Yale	0-12
			122-71

1908 9-0-1

Coach: Percy D. Haughton
Captain: Francis H. Burr

S30	W	Bowdoin	5-0
O3	W	Maine	16-0
O7	W	Bates	18-0
O10	W	Williams	10-0
O17	W	Springfield	44-0
O24	T	at Navy	6-6
O31	W	Brown	6-2
N7	W	Carlisle	17-0
N14	W	Dartmouth	6-0
N21	W	at Yale	4-0
			132-8

1909 8-1

Coach: Percy D. Haughton
Captain: Hamilton Fish

S29	W	Bates	11-0
O2	W	Bowdoin	17-0
O9	W	Williams	8-6
O16	W	Maine	17-0
O23	W	Brown	11-0
O30	W	at Army	9-0
N6	W	Cornell	18-0
N13	W	Dartmouth	12-3
N20	L	Yale	0-8
			103-17

1910 8-0-1

Coach: Percy D. Haughton
Captain: Lothrop Withington

S28	W	Bates	22-0
O1	W	Bowdoin	32-0
O8	W	Williams	21-0
O15	W	Amherst	17-0
O22	W	Brown	12-0
O29	W	at Army	6-0
N5	W	Cornell	27-5
N12	W	Dartmouth	18-0
N19	T	at Yale	0-0
			155-5

1911 6-2-1

Coach: Percy D. Haughton
Captain: Robert T. Fisher

S30	W	Bates	15-0
O7	W	Holy Cross	8-0
O14	W	Williams	18-0
O21	W	Amherst	11-0
O28	W	Brown	20-6
N4	L	at Princeton	6-8
N11	L	Carlisle	15-18
N18	W	Dartmouth	5-3
N25	T	Yale	0-0
			98-35

1912 9-0

Coach: Percy D. Haughton
Captain: Percy L. Wendell

S28	W	Maine	7-0
O5	W	Holy Cross	19-0
O12	W	Williams	26-3
O19	W	Amherst	46-0
O26	W	Brown	30-10
N2	W	Princeton	16-6
N9	W	Vanderbilt	9-3
N16	W	Dartmouth	3-0
N23	W	at Yale	20-0
			176-22

1913 9-0

Coach: Percy D. Haughton
Captain: Robert T. P. Storer

S27	W	Maine	34-0
O4	W	Bates	14-0
O11	W	Williams	23-3
O18	W	Holy Cross	47-7
O25	W	Penn State	29-0
N1	W	Cornell	23-6
N8	W	at Princeton	3-0
N15	W	Brown	37-0
N22	W	Yale	15-5
			225-28

1914 7-0-2

Coach: Percy D. Haughton
Captain: Charles E. Brickley

S26	W	Bates	44-0
O3	W	Springfield	44-0
O10	W	Wash. & Jeff.	10-9
O17	W	Tufts	13-6
O24	T	Penn State	13-13
O31	W	Michigan	7-0
N7	W	Princeton	20-0
N14	T	Brown	0-0
N21	W	at Yale	36-0
			187-28

1915 8-1

Coach: Percy D. Haughton
Captain: Edward W. Mahan

S25	W	Colby	39-6
O2	W	Massachusetts	7-0
O9	W	Carlisle	29-7
O16	W	Virginia	9-0
O23	L	Cornell	0-10
O30	W	Penn State	13-0
N6	W	at Princeton	10-6
N13	W	Brown	16-7
N20	W	Yale	41-0
			164-36

1916 7-3

Coach: Percy D. Haughton
Captain: Harrie H. Dadmun

S23	W	Colby	10-0
S30	W	Bates	26-0
O7	L	Tufts	3-7
O14	W	North Carolina	21-0
O21	W	Massachusetts	47-0
O28	W	Cornell	23-0
N4	W	Virginia	51-0
N11	W	Princeton	3-0
N18	L	Brown	0-21
N25	L	at Yale	3-6
			187-34

1917 (Informal) 3-1-3

Coach: Wingate Rollins
Captains: Walter H. Wheeler and Arnold Horween

O6	W	at Dean Academy	27-0
O13	W	Bump Is. N.R.	35-0
O20	W	1st Me. Hvy. Art.	13-0
O27	T	at Depot Brigade	0-0
N3	T	Portland N.R.	0-0
N10	T	Camp Devens	0-0
N17	L	Newport N.R.	0-14
			75-14

1918 (Informal) 2-1

Coach: Poach Donovan
Captain: William B. Snow

N9	W	Tufts	7-0
N23	W	Boston College	14-6
N30	L	Brown	3-6
			24-12

1919 9-0-1

Coach: Robert T. Fisher
Captain: William J. Murray

S27	W	Bates	53-0
O4	W	Boston College	17-0
O11	W	Colby	35-0
O18	W	Brown	7-0
O25	W	Virginia	47-0

N1	W	Springfield	20-0
N8	T	at Princeton	10-10
N15	W	Tufts	23-0
N22	W	Yale	10-3
Ja1	W	vs. Oregon*	7-6
* Rose Bowl			229-19

2010 HARVARD FOOTBALL

1925	4-3-1
<i>Coach: Robert T. Fisher</i>	
<i>Captain: Marion A. Cheek</i>	
O3 W Rensselaer	18-6
O10 W Middlebury	68-0
O17 L Holy Cross	6-7
O24 L Dartmouth	9-32
O31 W William & Mary	14-7
N7 L at Princeton	0-36
N14 W at Brown	3-0
N21 T Yale	0-0
118-88	

1926	3-5
<i>Coach: Arnold Horween</i>	
<i>Captain: Clement D. Coady</i>	
O2 L Geneva	7-16
O9 L Holy Cross	14-19
O16 W William & Mary	27-7
O23 W Dartmouth	16-12
O30 W Tufts	69-6
N6 L Princeton	0-12
N13 L Brown	0-21
N20 L at Yale	7-12
140-105	

1927	4-4
<i>Coach: Arnold Horween</i>	
<i>Captain: Charles A. Pratt, Jr.</i>	
O1 W Vermont	21-3
O8 L Purdue	0-19
O15 W Holy Cross	14-6
O22 L Dartmouth	6-30
O29 W Indiana	26-6
N5 L at Penn	0-24
N12 W Brown	18-6
N19 L Yale	0-14
85-108	

1928	5-2-1
<i>Coach: Arnold Horween</i>	
<i>Captain: Arthur E. French</i>	
O6 W Springfield	30-0
O13 W North Carolina	20-0
O20 L Army	0-15
O27 W Dartmouth	19-7
N3 W Lehigh	39-0
N10 L Penn	0-7
N17 T Holy Cross	0-0
N24 W at Yale	17-0
125-29	

1929	5-2-1
<i>Coach: Arnold Horween</i>	
<i>Captain: James E. Barrett</i>	
O5 W Bates	48-0
O12 W New Hampshire	35-0
O19 T Army	20-20
O26 L Dartmouth	7-34
N2 W Florida	14-0
N9 L at Michigan	12-14
N16 W Holy Cross	12-6
N23 W Yale	10-6
158-80	

1930	4-4-1
<i>Coach: Arnold Horween</i>	
<i>Captain: Benjamin T. Ticknor</i>	
O4 W Vermont	35-0
O4 W Coast Guard	33-0
O11 W Springfield	27-0
O18 L Army	0-6
O25 L Dartmouth	2-7
N1 T William & Mary	13-13
N8 L Michigan	3-6
N15 L Holy Cross	0-27
N22 W at Yale	13-0
126-59	

1931	7-1
<i>Coach: Edward L. Casey</i>	
<i>Captain: W. Barry Wood, Jr.</i>	
O3 W Bates	28-0
O10 W New Hampshire	39-0
O17 W at Army	14-13
O24 W Texas	35-7

O31 W Virginia	19-0
N7 W Dartmouth	7-6
N14 W Holy Cross	7-0
N21 L Yale	0-3
149-29	

1932	5-3
<i>Coach: Edward L. Casey</i>	
<i>Captain: Carl H. Hageman, Jr.</i>	
O1 W Buffalo	66-0
O8 W New Hampshire	40-0
O15 W Penn State	46-13
O22 W Dartmouth	10-7
O29 L Brown	0-14
N5 L Army	0-46
N12 W Holy Cross	7-0
N19 L at Yale	0-19
169-99	

1933	5-2-1
<i>Coach: Edward L. Casey</i>	
<i>Captain: John H. Dean</i>	
O7 W Bates	33-0
O14 W New Hampshire	34-0
O21 L Holy Cross	7-10
O28 T Dartmouth	7-7
N4 W Lehigh	27-0
N11 L Army	0-27
N18 W Brown	12-6
N25 W Yale	19-6
139-56	

1934	3-5
<i>Coach: Edward L. Casey</i>	
<i>Captain: Herman W. Gundlach, Jr.</i>	
O6 W Bates	12-0
O13 W Brown	13-0
O20 L Holy Cross	6-26
O27 L Dartmouth	0-10
N3 L Princeton	0-19
N10 L Army	6-27
N17 W New Hampshire	47-3
N24 L at Yale	0-14
84-99	

1935	3-5
<i>Coach: Richard C. Harlow</i>	
<i>Captains: J. Robert Haley and Shaun Kelly, Jr.</i>	
O5 W Springfield	20-0
O12 L Holy Cross	0-13
O19 L at Army	0-13
O26 L Dartmouth	6-14
N2 W Brown	33-0
N9 L at Princeton	0-35
N16 W New Hampshire	41-0
N21 L Yale	7-14
107-89	

1936	3-4-1
<i>Coach: Richard C. Harlow</i>	
<i>Captain: James J. Gaffney, Jr.</i>	
O3 W Amherst	38-6
O10 W Brown	28-0
O17 L Army	0-32
O24 L Dartmouth	7-26
O31 T Princeton	14-14
N7 W Virginia	65-0
N14 L Navy	13-20
N21 L at Yale	13-14
178-112	

1937	5-2-1
<i>Coach: Richard C. Harlow</i>	
<i>Captain: Charles R. Allen</i>	
O2 W Springfield	54-0
O9 W Brown	34-7
O16 T at Navy	0-0
O23 L Dartmouth	2-20
O30 W at Princeton	34-6
N6 L Army	6-7
N13 W Davidson	15-0
N20 W Yale	13-6
158-46	

1938	4-4
<i>Coach: Richard C. Harlow</i>	
<i>Captain: Robert L. Green, Jr.</i>	
O1 L Brown	13-20
O8 L Cornell	0-20
O15 L Army	17-20
O22 L Dartmouth	7-13
O29 W Princeton	26-7
N5 W Chicago	47-13
N12 W Virginia	40-13
N19 W at Yale	7-0
157-106	

1939	4-4
<i>Coach: Richard C. Harlow</i>	
<i>Captain: Torbert H. MacDonald</i>	
O7 W Bates	20-0
O14 W at Chicago	61-0
O21 L Penn	7-22
O28 L Dartmouth	0-16
N4 L at Princeton	6-9
N11 W Army	15-0
N18 W New Hampshire	46-0
N25 L Yale	7-20
162-67	

1940	3-2-3
<i>Coach: Richard C. Harlow</i>	
<i>Captain: Joseph W. Gardella</i>	
O5 W Amherst	13-0
O12 L Michigan	0-26
O19 T Army	6-6
O26 L Dartmouth	6-7
N2 T Princeton	0-0
N9 T at Penn	10-10
N16 W Brown	14-0
N23 W at Yale	28-0
77-49	

1941	5-2-1
<i>Coach: Richard C. Harlow</i>	
<i>Captain: Francis M. Lee</i>	
O4 L at Penn	0-19
O11 L Cornell	0-7
O18 W Dartmouth	7-0
O25 T Navy	0-0
N1 W at Princeton	6-4
N8 W Army	20-6
N15 W Brown	23-7
N22 W Yale	14-0
70-43	

1942	2-6-1
<i>Coach: Richard C. Harlow</i>	
<i>Captain: Donald Forte</i>	
S26 L Navy Pre-flight School	0-13
O3 L Penn	7-19
O10 T William & Mary	7-7
O17 L Dartmouth	2-14
O24 L Army	0-14
O31 W Princeton	19-14
N7 L at Michigan	7-35
N14 W Brown	7-0
N21 L at Yale	3-7
52-123	

1943 (Informal)	2-2-1
<i>Coach: Henry N. Lamar</i>	
<i>Captain: Lloyd M. Anderson</i>	
O2 W at Camp Edwards	7-0
O9 L WPI	0-13
N6 W Camp Edwards	14-7
N13 L Tufts	7-13
N20 T Boston College	6-6
34-39	

1944 (Informal)	5-1
<i>Coach: Henry N. Lamar</i>	
<i>Captain: Walter H. Trumbull, Jr.</i>	
S16 W Tufts	19-12
S23 W Bates	43-6
S30 W WPI	13-0
O7 W Boston College	13-0
N11 L Melville PT Boat	0-13
N18 W at Tufts	12-6
100-37	

1945	5-3
<i>Coach: Richard C. Harlow</i>	
<i>Captain: Robert Cowen, II</i>	
O6 L Tufts	6-7
O13 W Rochester	21-13
O20 L Naval Submarine Base	7-18
O27 W Coast Guard	25-0
N3 W Kings Point	28-7
N10 W Brown	14-7
N17 W Boston Univ.	60-0
D1 L at Yale	0-28
161-80	

1946	7-2
<i>Coach: Richard C. Harlow</i>	
<i>Captain: Cleo A. O'Donnell</i>	
S28 W Connecticut	7-0
O5 W Tufts	49-0
O12 W at Princeton	13-12
O19 W Coast Guard	69-0
O26 W Holy Cross	13-6
N2 L Rutgers	0-13
N9 W at Dartmouth	21-7
N16 W Brown	28-0
N23 L Yale	14-27
214-65	

1947	4-5
<i>Coach: Richard C. Harlow</i>	
<i>Captain: Vincent P. Moravec</i>	
S27 W W. Maryland	52-0
O4 W Boston Univ.	19-14
O11 L at Virginia	0-47
O18 W Holy Cross	7-0
O25 L Dartmouth	13-14
N1 L Rutgers	7-31
N8 L Princeton	7-33
N15 W Brown	13-7
N22 L at Yale	21-31
139-177	

1948	4-4
<i>Coach: Arthur L. Valpey</i>	
<i>Captain: Kenneth P. O'Donnell</i>	
O2 W Columbia	33-24
O9 L at Cornell	6-40
O16 L at Army	7-20
O23 L Dartmouth	7-14
O30 W Holy Cross	20-13
N6 L at Princeton	7-47
N13 W Brown	30-19
N20 W Yale	20-7
130-184	

1949	1-8
<i>Coach: Arthur L. Valpey</i>	
<i>Captain: Howard E. Houston</i>	
S24 L at Stanford	0-44
O1 L at Columbia	7-14
O8 L Cornell	14-33
O15 L Army	14-54
O22 L Dartmouth	13-27
O29 W Holy Cross	22-14
N5 L Princeton	13-33
N12 L Brown	14-28
N19 L at Yale	6-29
103-276	

1950	1-7
<i>Coach: Lloyd P. Jordan</i>	
<i>Captain: Philip L. Isenberg</i>	
O7 L Columbia	7-28
O14 L Cornell	7-28
O21 L Army	0-49
O28 L Dartmouth	7-27
N4 L Holy Cross	7-26
N11 L at Princeton	26-63
N18 W Brown	14-13
N25 L Yale	6-14
74-248	

1951	3-5-1
<i>Coach: Lloyd P. Jordan</i>	
<i>Captain: Carroll M. Lowenstein and Warren D. Wylie</i>	
S22 W Springfield	21-13
S29 L Holy Cross	6-33
O6 L at Columbia	0-35
O13 L at Cornell	6-42
O20 W Army	22-21
O27 L Dartmouth	20-26
N10 L Princeton	13-54
N17 W Brown	34-21
N24 T at Yale	21-21
143-266	

1952	5-4
<i>Coach: Lloyd P. Jordan</i>	
<i>Captain: John D. Nichols, Jr.</i>	
S27 W Springfield	27-7
O4 L Columbia	7-16
O11 W Wash.-St. Louis	42-0
O18 W Colgate	21-20
O25 W Dartmouth	26-19
N1 W Davidson	35-26
N8 L at Princeton	21-41
N15 L at Brown	21-28
N22 L Yale	14-41
214-198	

1953	6-2
<i>Coach: Lloyd P. Jordan</i>	
<i>Captain: Richard J. Clasby</i>	
O3 W Ohio	16-0
O10 W Colgate	28-26
O17 L at Columbia	0-6
O24 W Dartmouth	20-14
O31 W Davidson	42-6
N7 L Princeton	0-6
N14 W Brown	27-20
N21 W at Yale	13-0
146-78	

1954	4-3-1
<i>Coach: Lloyd P. Jordan</i>	
<i>Captain: J. Timothy Anderson</i>	
O2 L Massachusetts	7-13
O9 W at Cornell	13-12
O16 L Columbia	6-7
O23 L Dartmouth	7-13
O30 W Ohio	27-13
N6 W at Princeton	14-9
N13 T Brown	21-21
N20 W Yale	13-9
108-97	

1955	3-4-1
<i>Coach: Lloyd P. Jordan</i>	
<i>Captain: William M. Meigs</i>	
O1 W Massachusetts	60-6
O8 L Cornell	7-20
O15 W at Columbia	21-7
O22 L at Dartmouth	9-14
O29 T Bucknell	26-26
N5 W Princeton	7-6
N12 L Brown	6-14
N19 L at Yale	7-21
143-114	

1956	2-6 (2-5 Ivy)
<i>Coach: Lloyd P. Jordan</i>	
<i>Captain: Theo N. Metropoulos</i>	
O6 L Tufts	13-19
O13 W at Cornell	32-7
O20 L at Columbia	20-26
O27 W Dartmouth	28-21
N3 L Penn	14-28
N10 L at Princeton	20-35
N17 L Brown	12-21
N24 L Yale	14-42

2010 HARVARD FOOTBALL

O19 W	Columbia	19-6
O26 L	Dartmouth	0-26
N2 W	at Penn	13-6
N9 L	Princeton	20-28
N16 L	Brown	6-33
N23 L	at Yale	0-54
		78-180

1958 4-5 (3-4 Ivy)

Coach: John M. Yovicsin
Captain: Robert T. Shaunessy

S27 L	Buffalo	3-6
O4 L	at Cornell	14-21
O11 W	Lehigh	20-0
O18 W	at Columbia	26-0
O25 W	Dartmouth	16-8
N1 L	Penn	6-19
N8 L	at Princeton	14-16
N15 L	Brown	22-29
N22 W	Yale	28-0
		149-99

1959 6-3 (4-3 Ivy)

Coach: John M. Yovicsin
Captain: Harold J. Keohane

S26 W	Massachusetts	36-22
O3 W	Bucknell	20-6
O10 L	Cornell	16-20
O17 W	Columbia	38-22
O24 L	Dartmouth	0-9
O31 W	at Penn	12-0
N7 W	Princeton	14-0
N14 L	at Brown	6-16
N21 W	at Yale	35-6
		177-101

1960 5-4 (4-3 Ivy)

Coach: John M. Yovicsin
Captain: Terry F. Lenzner

S24 W	Holy Cross	13-6
O1 L	Massachusetts	12-27
O8 L	at Cornell	0-12
O15 W	at Columbia	8-7
O22 W	Dartmouth	9-6
O29 W	Penn	8-0
N5 L	at Princeton	12-14
N12 W	Brown	22-8
N19 L	Yale	6-39
		90-119

1961 6-3 (6-1 Ivy)

Coach: John M. Yovicsin
Captain: Alex W. "Pete" Hart

S30 L	Lehigh	17-22
O7 W	Cornell	14-0
O14 L	Colgate	0-15
O21 L	Columbia	14-26
O28 W	Dartmouth	21-15
N4 W	at Penn	37-6
N11 W	Princeton	9-7
N18 W	Brown	21-6
N25 W	at Yale	27-0
		160-97

1962 6-3 (5-2 Ivy)

Coach: John M. Yovicsin
Captain: Richard C. Diehl

S29 W	Lehigh	27-7
O6 L	at Cornell	12-14
O13 L	Holy Cross	20-34
O20 W	at Columbia	36-14
O27 L	Dartmouth	6-24
N3 W	Penn	36-0
N10 W	at Princeton	20-0
N17 W	Brown	31-19
N24 W	Yale	14-6
		202-118

1963 5-2-2 (4-2-1 Ivy)

Coach: John M. Yovicsin
Captain: William W. Southmayd

S28 T	Massachusetts	0-0
O5 W	Rutgers	28-0
O12 W	Cornell	21-14
O19 T	Columbia	3-3
O26 W	Dartmouth	17-13
N2 L	at Penn	2-7
N9 W	Princeton	21-7
N16 W	at Brown	24-12
N23 L	at Yale	6-20
		122-76

1964 6-3 (5-2 Ivy)

Coach: John M. Yovicsin
Captain: John F. O'Brien

S26 W	Massachusetts	20-14
O3 L	Bucknell	21-24
O10 W	at Columbia	3-0
O17 W	Cornell	16-0
O24 L	Dartmouth	0-48
O31 W	Penn	34-0
N7 L	at Princeton	0-16
N14 W	Brown	19-7
N21 W	Yale	18-14
		131-123

1965 5-2-2 (3-2-2 Ivy)

Coach: John M. Yovicsin
Captain: Kenneth L. Boyda

S25 W	Holy Cross	17-7
O2 W	Tufts	33-0
O9 W	Columbia	21-6
O16 T	at Cornell	3-3
O23 L	Dartmouth	0-14
O30 T	at Penn	10-10
N6 L	Princeton	6-14
N13 W	at Brown	17-8
N20 W	at Yale	13-0
		120-62

1966 8-1 (6-1 Ivy)

Coach: John M. Yovicsin
Captain: Justin P. Hughes

S24 W	Lafayette	30-7
O1 W	Tufts	45-0
O8 W	at Columbia	34-7

O15 W	Cornell	21-0
O22 W	Dartmouth	19-14
O29 W	Penn	27-7
N5 L	at Princeton	14-18
N12 W	Brown	24-7
N19 W	Yale	17-0
		231-60

1967 6-3 (4-3 Ivy)

Coach: John M. Yovicsin
Captain: Donald J. Chiofaro

S30 W	Lafayette	51-0
O7 W	Boston Univ.	29-14
O14 W	Columbia	49-13
O21 W	at Cornell	14-12
O28 L	Dartmouth	21-23
N4 W	at Penn	45-7
N11 L	Princeton	6-45
N18 W	at Brown	21-6
N25 L	at Yale	20-24
		256-144

1968 8-0-1 (6-0-1 Ivy)

Coach: John M. Yovicsin
Captain: Victor E. Gatto, Jr.

S28 W	Holy Cross	27-20
O5 W	Bucknell	59-0
O12 W	at Columbia	21-14
O19 W	Cornell	10-0
O26 W	Dartmouth	22-7
N2 W	Penn	28-6
N9 W	at Princeton	9-7
N16 W	Brown	31-7
N23 T	Yale	29-29
		236-90

1969 3-6 (2-5 Ivy)

Coach: John M. Yovicsin
Captain: John F. Cramer

S27 W	Holy Cross	13-0
O4 L	Boston Univ.	10-13
O11 W	Columbia	51-0
O18 L	at Cornell	24-41
O25 L	Dartmouth	10-24
N1 W	at Penn	20-6
N8 L	Princeton	20-51
N15 L	at Brown	17-24
N22 L	at Yale	0-7
		165-166

1970 7-2 (5-2 Ivy)

Coach: John M. Yovicsin
Captain: Gary W. Farneti

S26 W	Northeastern	28-7
O3 W	Rutgers	39-9
O10 L	at Columbia	21-28
O17 W	Cornell	27-24
O24 L	Dartmouth	14-37
O31 W	Penn	38-23
N7 W	at Princeton	29-7
N14 W	Brown	17-10
N21 W	Yale	14-12
		227-157

1971 5-4 (4-3 Ivy)

Coach: Joseph Restic
Captain: David A. Ignacio

S25 L	Holy Cross	16-21
O2 W	Northeastern	17-7
O9 W	Columbia	21-19
O16 L	at Cornell	16-21
O23 L	Dartmouth	13-16
O30 W	at Penn	28-27
N6 L	Princeton	10-21
N13 W	at Brown	24-19
N20 W	at Yale	35-16
		180-167

1972 4-4-1 (3-3-1 Ivy)

Coach: Joseph Restic
Captain: Theodore DeMars

S30 L	Massachusetts	19-28
O7 W	Boston Univ.	33-14
O14 W	at Columbia	20-18
O21 W	Cornell	33-15
O28 T	Dartmouth	21-21
N4 L	Penn	27-38
N11 L	at Princeton	7-10
N18 W	Brown	21-14
N25 L	Yale	17-28
		198-186

1973 7-2 (5-2 Ivy)

Coach: Joseph Restic
Captain: David P. St. Pierre

S29 W	Massachusetts	24-7
O6 W	Boston Univ.	16-0
O13 W	Columbia	57-0
O20 W	at Cornell	21-15
O27 L	Dartmouth	18-24
N3 W	at Penn	34-30
N10 W	Princeton	19-14
N17 W	at Brown	35-32
N24 L	at Yale	0-35
		224-157

1974 7-2 (6-1 Ivy)

Coach: Joseph Restic
Captain: Brian P. Hehir

S28 W	Holy Cross	24-14
O5 L	Rutgers	21-24
O12 W	at Columbia	34-6
O19 W	Cornell	39-27
O26 W	at Dartmouth	17-15
N2 W	Penn	39-0
N9 W	at Princeton	34-17
N16 L	Brown	7-10
N23 W	Yale	21-16
		236-129

1975 7-2 (6-1 Ivy)

Coach: Joseph Restic
Captain: Daniel M. Jiggetts

S27 W	Holy Cross	18-7
O4 L	Boston Univ.	9-13
O11 W	Columbia	35-30
O18 W	at Cornell	34-13
O25 W	Dartmouth	24-10
N1 W	at Penn	21-3
N8 L	Princeton	20-24
N15 W	at Brown	45-26
N22 W	at Yale	10-7
		216-133

1976 6-3 (4-3 Ivy)

Coach: Joseph Restic
Captain: William D. Emper

S18 W	Columbia	34-10
S25 W	Massachusetts	24-13
O2 W	Boston Univ.	37-14
O9 L	Cornell	3-9
O16 W	at Dartmouth	17-10
O23 W	at Princeton	20-14
O30 L	Brown	14-16
N6 W	at Penn	20-8
N13 L	Yale	7-21
		176-115

1977 4-5 (4-3 Ivy)

Coach: Joseph Restic
Captain: Steven J. Kaseta

S17 W	at Columbia	21-7
S24 L	Massachusetts	0-17
O1 L	Colgate	21-38
O8 W	at Cornell	17-7
O15 W	Dartmouth	31-25
O22 L	Princeton	7-20
O29 L	at Brown	15-20
N5 W	Penn	34-15
N12 L	at Yale	7-24
		153-173

1978 4-4-1 (2-4-1 Ivy)

Coach: Joseph Restic
Captain: Steven C. Potysman

S23 L	Columbia	19-21
S30 W	Massachusetts	10-0
O7 W	Colgate	24-21
O14 L	Cornell	20-25
O21 W	Dartmouth	24-19
O28 T	at Princeton	24-24
N4 L	Brown	30-31
N11 W	at Penn	17-13
N18 L	Yale	28-35
		196-189

1979 3-6 (3-4 Ivy)

Coach: Joseph Restic
Captain: Michael G. Brown

S22 W	at Columbia	26-7
S29 L	Massachusetts	7-20
O6 L	Boston Univ.	10-14
O13 L	at Cornell	14-41
O20 L	Dartmouth	7-10
O27 L	Princeton	7-9
N3 L	at Brown	14-23
N10 W	Penn	41-26
N17 W	at Yale	22-7
		148-157

1980 7-3 (4-3 Ivy)

Coach: Joseph Restic
Captain: Charles F. Durst

S20 W	Columbia	26-6
S27 W	Holy Cross	14-13
O4 W	at Army	15-10
O11 W	Cornell	20-12
O18 L	at Dartmouth	12-30
O25 L	at Princeton	3-7
N1 W	Brown	17-16
N8 W	William & Mary	24-13
N15 W	at Penn	28-17
N22 L	Yale	0-14
		159-138

1981 5-4-1 (4-2-1 Ivy)

Coach: Joseph Restic
Captain: Peter M. Coppinger

S19 W	at Columbia	23-6
S26 L	Holy Cross	19-33
O3 L	Army	13-27
O10 W	at Cornell	27-10
O17 L	Dartmouth	10-24
O24 T	Princeton	17-17
O31 W	at Brown	41-7
N7 W	at William & Mary	23-14
N14 W	Penn	45-7
N21 L	at Yale	0-28
		218-173

1982 7-3 (5-2 Ivy)

Coach: Joseph Restic
Captain: Greg Brown

S18 W	Columbia	27-16
S25 W	Massachusetts	31-14
O2 L	at Army	13-17
O9 W	Cornell	25-13
O16 L	at Dartmouth	12-14
O23 W	at Princeton	27-15
O30 W	Brown	34-0
N6 W	at Holy Cross	24-17
N13 L	at Penn	21-23
N20 W	Yale	45-7
		259-136



2010 HARVARD FOOTBALL

1983 6-2-2 (5-1-1 Ivy)

Coach: Joseph Restic
Captain: Joseph K. Azelby

S17 W	at Columbia	43-14
S24 L	Massachusetts	7-21
O1 W	Army	24-21
O8 T	at Cornell	3-3
O15 L	Dartmouth	12-28
O22 W	Princeton	28-26
O29 W	at Brown	17-10
N5 T	Holy Cross	10-10
N12 W	Penn	28-0
N19 W	at Yale	16-7

188-140

1984 5-4 (5-2 Ivy)

Coach: Joseph Restic
Captain: Steven W. Abbott

S29 W	at Columbia	35-21
O6 L	Holy Cross	14-24
O13 L	at Army	11-33
O20 W	Cornell	24-18
O27 W	at Dartmouth	21-7
N3 W	at Princeton	17-15
N10 W	Brown	24-10
N17 L	at Penn	7-38
N24 L	Yale	27-30

182-196

1985 7-3 (5-2 Ivy)

Coach: Joseph Restic
Captain: James B. Wilkinson

S21 W	at Columbia	49-17
S28 W	Massachusetts	10-3
O5 L	William & Mary	14-21
O12 W	at Cornell	20-17
O19 W	Dartmouth	17-7
O26 L	Princeton	6-11
N2 W	at Brown	25-17
N9 W	at Holy Cross	28-20
N16 W	Penn	17-6
N23 L	at Yale	6-17

192-136

1986 3-7 (3-4 Ivy)

Coach: Joseph Restic
Captain: Scott C. Collins

S20 W	Columbia	34-0
S27 L	Holy Cross	0-41
O4 L	at William & Mary	0-24
O11 L	Cornell	0-3
O18 W	at Dartmouth	42-26
O25 L	at Princeton	3-14
N1 L	Brown	19-31
N8 L	Massachusetts	7-17
N15 L	at Penn	10-17
N22 W	Yale	24-17

139-190

1987 8-2 (6-1 Ivy)

Coach: Joseph Restic
Captain: Kevin J. Dulsky

S19 W	at Columbia	35-0
S26 W	Northeastern	27-24
O3 W	Bucknell	33-14

O10 L	at Cornell	17-29
O17 W	Dartmouth	42-3
O24 W	Princeton	24-19
O31 W	at Brown	14-9
N7 L	at Holy Cross	6-41
N14 W	Penn	31-14
N21 W	at Yale	14-10

243-163

1988 2-8 (2-5 Ivy)

Coach: Joseph Restic
Captain: Donald C. Peterson

S17 W	Columbia	41-7
S24 L	Massachusetts	28-45
O1 L	at Holy Cross	20-35
O8 L	Cornell	17-19
O15 L	at Dartmouth	7-38
O22 L	at Princeton	8-23
O29 W	Brown	28-3
N5 L	Boston Univ.	23-24
N12 L	at Penn	13-52
N19 L	Yale	17-26

202-272

1989 5-5 (5-2 Ivy)

Coach: Joseph Restic
Captain: Greg Gicewicz

S16 W	at Columbia	26-10
S23 L	Holy Cross	17-31
S30 L	at Army	28-56
O7 L	Lehigh	28-50
O14 L	at Cornell	0-28
O21 W	Dartmouth	6-5
O28 L	Princeton	14-28
N4 W	at Brown	27-14
N11 W	Penn	24-15
N18 W	at Yale	37-20

207-257

1990 5-5 (3-4 Ivy)

Coach: Joseph Restic
Captain: Tom Callahan

S15 W	at Columbia	9-6
S22 W	Northeastern	26-0
S29 L	at Holy Cross	14-35
O6 L	Cornell	17-20
O13 W	Fordham	19-13
O20 W	at Princeton	23-20
O27 L	at Dartmouth	0-17
N3 W	Brown	52-37
N10 L	at Penn	20-24
N17 L	Yale	19-34

199-206

1991 4-5-1 (4-3 Ivy)

Coach: Joseph Restic
Captain: John Lausch

S21 W	Columbia	21-16
S28 L	at Army	20-21
O5 L	Holy Cross	13-28
O12 L	at Fordham	7-14
O19 L	at Cornell	17-22
O26 W	Princeton	24-21
N2 T	Dartmouth	31-31
N9 W	at Brown	35-29

N16 W	Penn	22-18
N23 L	at Yale	13-23

203-223

1992 3-7 (3-4 Ivy)

Coach: Joseph Restic
Captain: Robb Hirsch

S19 W	at Columbia	27-20
S26 L	William & Mary	16-36
O3 L	at Holy Cross	7-30
O10 L	Cornell	13-31
O17 L	at Lafayette	29-31
O24 L	at Princeton	6-21
O31 L	Dartmouth	7-31
N7 W	Brown	29-19
N14 L	at Penn	19-21
N21 W	Yale	14-0

167-240

1993 3-7 (1-6 Ivy)

Coach: Joseph Restic
Captain: Brian Ramer

S18 W	Columbia	30-3
S25 L	at William & Mary	17-45
O2 W	Lafayette	21-16
O9 L	at Cornell	0-27
O16 W	Holy Cross	41-25
O23 L	Princeton	10-21
O30 L	at Dartmouth	34-39
N6 L	at Brown	29-43
N13 L	Penn	20-27
N20 L	at Yale	31-33

233-279

1994 4-6 (2-5 Ivy)

Coach: Timothy L. Murphy
Captain: Edward Kinney

S17 W	at Columbia	39-32
S24 L	Bucknell	23-42
O1 W	at Holy Cross	27-17
O8 L	Cornell	13-18
O15 W	Colgate	35-27
O22 L	at Princeton	7-18
O29 W	at Dartmouth	35-12
N5 L	Brown	17-23
N12 L	at Penn	0-33
N19 L	Yale	13-32

209-254

1995 2-8 (1-6 Ivy)

Coach: Timothy L. Murphy
Captain: Justin Frantz

S16 L	Columbia	24-28
S23 W	at Colgate	28-8
S30 L	Fordham	21-24
O7 L	at Cornell	27-28
O14 L	Holy Cross	22-27
O21 L	Princeton	3-14
O28 L	Dartmouth	7-23
N4 L	at Brown	8-47
N11 L	Penn	21-38
N18 W	at Yale	22-21

183-258

1996 4-6 (2-5 Ivy)

Coach: Timothy L. Murphy
Captain: Sean Riley

S21 L	at Columbia (ot)	13-20
S28 W	at Bucknell	30-7
O5 L	Lafayette	7-17
O12 L	Cornell	13-20
O19 W	at Holy Cross	28-25
O26 W	at Princeton	24-0
N2 L	Dartmouth	3-6
N9 L	Brown	7-31
N16 L	at Penn	12-17
N23 W	Yale	26-21

163-164

1997 9-1 (7-0 Ivy)

Coach: Timothy L. Murphy
Captain: Brendan Bibro

S20 W	Columbia	45-7
S27 W	at Lehigh	35-30
O4 L	Bucknell	20-24
O11 W	at Cornell	34-9

O18 W	Holy Cross	52-24
O25 W	Princeton	14-12
N1 W	at Dartmouth	24-0
N8 W	at Brown	27-10
N15 W	Penn	33-0
N22 W	at Yale	17-7

301-123

1998 4-6 (3-4 Ivy)

Coach: Timothy L. Murphy
Captain: Brendan Bibro

S19 L	at Columbia	0-24
S26 L	at Colgate	14-34
O3 L	Lehigh	17-21
O10 W	Cornell	19-12
O17 W	Holy Cross (ot)	20-14
O24 W	at Princeton	23-22
O31 W	at Dartmouth	20-7
N7 L	Brown	6-27
N14 L	at Penn	10-41
N21 L	Yale	7-9

136-211

1999 5-5 (3-4 Ivy)

Coach: Timothy L. Murphy
Captain: Chris Eitzmann

S18 W	Columbia	24-7
S25 W	at Holy Cross	25-17
O2 L	Colgate	21-24
O9 L	at Cornell	23-24
O16 W	at Fordham	37-30
O23 W	Princeton	13-6
O30 W	Dartmouth	63-21
N6 L	at Brown	10-17
N13 L	Penn	17-21
N20 L	at Yale	21-24

254-191

2000 5-5 (4-3 Ivy)

Coach: Timothy L. Murphy
Captain: Mike Clare

S16 L	Holy Cross	25-27
S23 W	at Brown	42-37
S30 W	at Lafayette	42-19
O7 L	Cornell	28-29
O14 L	Lehigh	13-45
O21 W	at Princeton	35-21
O28 W	at Dartmouth	49-7
N4 W	Columbia	34-0
N11 L	at Penn	35-36
N18 L	Yale	24-34

327-255

2001 9-0 (7-0 Ivy)

Coach: Timothy L. Murphy
Captain: Ryan Fitzgerald

S15 -	at Holy Cross	cancelled
S22 W	Brown	27-20
S29 W	Lafayette	38-14
O6 W	Northeastern	35-20
O13 W	at Cornell	26-6
O20 W	Princeton	28-26
O27 W	Dartmouth	31-21
N3 W	at Columbia	45-33
N10 W	Penn	28-21
N17 W	at Yale	35-23

293-184

2002 7-3 (6-1 Ivy)

Coach: Timothy L. Murphy
Captain: Neil Rose

S21 W	Holy Cross	28-23
S28 W	at Brown	26-24
O5 L	at Lehigh	35-36
O12 W	Cornell	52-23
O19 L	Northeastern	14-17
O26 W	at Princeton	24-17
N2 W	at Dartmouth	31-26
N9 W	Columbia	28-7
N16 L	at Penn	9-44
N23 W	Yale	20-13

267-230

2003 7-3 (4-3 Ivy)

Coach: Timothy L. Murphy
Captain: Dante Balestracci

S20 W	at Holy Cross	43-23
S27 W	Brown	52-14
O4 W	Northeastern	28-20
O11 W	at Cornell	27-0
O18 W	Lafayette	34-27
O25 W	Princeton (ot)	43-40
N1 L	Dartmouth	16-30
N8 L	at Columbia	13-16
N15 L	Penn	24-32
N22 W	at Yale	37-19

317-221

2004 10-0 (7-0 Ivy)

Coach: Timothy L. Murphy
Captain: Ryan Fitzpatrick

S18 W	Holy Cross	35-0
S25 W	at Brown	35-34
O2 W	at Lafayette	38-23
O9 W	Cornell	34-24
O16 W	Northeastern	41-14
O23 W	at Princeton	39-14
O30 W	at Dartmouth	13-12
N6 W	Columbia	38-0
N13 W	at Penn	31-10
N20 W	Yale	35-3

339-134

2005 7-3 (5-2 Ivy)

Coach: Timothy L. Murphy
Captain: Erik Grimm

S17 W	at Holy Cross	31-21
S24 W	Brown (2ot)	38-35
O1 L	Lehigh	24-49
O8 L	at Cornell	13-27
O15 W	at Lafayette	24-17
O22 L	Princeton	24-27
O29 W	Dartmouth	42-14
N5 W	at Columbia	55-7
N12 W	Penn	29-3
N19 W	at Yale	(3ot) 30-24

310-224

2006 7-3 (4-3 Ivy)

Coach: Timothy L. Murphy
Captain: Ryan Tully

S16 W	Holy Cross	31-14
S23 W	at Brown	38-21
S30 W	at Lehigh	35-33
O7 W	Cornell	33-23
O14 W	Lafayette	24-7
O21 L	at Princeton	28-31
O28 W	at Dartmouth	28-0
N4 W	Columbia	24-7
N11 L	at Penn	13-22
N18 L	Yale	13-34

267-192

2007 8-2 (7-0 Ivy)

Coach: Timothy L. Murphy
Captain: Brad Bagdis

S15 L	at Holy Cross	28-31
S22 W	Brown	24-17
S29 L	at Lehigh	13-20
O6 W	at Cornell	32-15
O13 W	Lafayette	27-17
O20 W	Princeton	27-10
O27 W	Dartmouth	28-21
N3 W	at Columbia	27-12
N10 W	Penn	23-7
N17 W	at Yale	37-6

266-156

2010 7-3 (6-1 Ivy)

Coach: Timothy L. Murphy

Captain: Carl Ehrlich

S19	L	at Holy Cross	20-27
S25	W	Brown	24-21
O3	W	at Lehigh	28-14
O10	W	at Cornell	28-10
O17	L	Lafayette	18-35
O24	W	Princeton	37-3
O31	W	Dartmouth	42-21
N7	W	at Columbia	34-14
N14	L	Penn	7-17
N21	W	at Yale	14-10

252-172

HARVARD FOOTBALL PROBABLE TWO-DEEP**Harvard vs. Holy Cross, Sept. 18, 2010****CRIMSON OFFENSE****CRIMSON DEFENSE**

WR	89	Chris Lorditch..... Sr., 6-4, 190	LE	51	Ben Graeff..... Jr., 6-3, 245
	14	Mike Cook..... Sr., 6-2, 200		91	Victor Ojukwu..... Jr., 6-1, 245
LT	74	Kevin Murphy..... Jr., 6-7, 285	LT	48	Josue Ortiz..... Jr., 6-4, 270
	76	Matt McCarthy..... So., 6-5, 275		93	David Salutric..... Jr., 6-5, 260
LG	66	Matt Bush..... Sr., 6-3, 280	RT	97	Chuks Obi..... Sr., 6-3, 265
	72	Ben Stabler..... Jr., 6-5, 300		55	David Sklar..... Sr., 6-3, 270
C	59	Chris LeRoy..... Sr., 6-3, 280	RE	62	John Lyon..... So., 6-3, 250
	69	Jack Holuba..... So., 6-2, 275		47	Grant Sickie..... So., 6-4, 235
RG	70	Brent Osborne..... Sr., 6-4, 285	SLB	94	Nick Hasselberg..... Sr., 6-2, 225
	79	John Collins..... So., 6-4, 290		35	Bobby Schneider..... So., 6-0, 210
RT	76	Kyle Harasimowicz..... Sr., 6-6, 275	MLB	49	Alex Gedeon..... Jr., 6-1, 230
	73	Nick Scheidler..... So., 6-5, 270		52	Josh Boyd..... So., 6-1, 230
TE	85	Nicolai Schwarzkopf..... Sr., 6-4, 235	WLB	32	Blaise Deal..... Jr., 6-1, 215
	90	Kyle Juszcyk..... So., 6-3, 245		46	Alexander Norman..... So., 6-2, 210
TB	22	Gino Gordon..... Sr., 5-11, 190	CB	36	D.J. Monroe..... So., 6-0, 185
	24	Treavor Scales..... So., 5-10, 190		37	Damani Wilson..... Fr., 5-9, 175
QB	18	Andrew Hatch..... Sr., 6-4, 225	SS	9	Dan Minamide..... Jr., 5-11, 190
	19	Colton Chapple..... So., 6-2, 200		8	Anthony Spadafino..... Sr., 6-2, 190
WR	81	Adam Chrissis..... Jr., 6-0, 195	FS	27	Collin Zych..... Sr., 5-11, 195
	7	Alex Sarkisian..... Jr., 6-3, 200		43	Reynaldo Kirton..... Fr., 6-2, 200
WR	87	Marco Iannuzzi..... Sr., 6-0, 180	CB	3	Matthew Hanson..... Jr., 6-1, 185
	15	Levi Richards..... Sr., 6-2, 185		26	Colton Lynch..... Fr., 5-10, 170

HARVARD SPECIAL TEAMS

K	42	Jacob Domrowski..... So., 6-1, 220	PR	87	Marco Iannuzzi..... Sr., 6-0, 180
	48	David Mothander..... Fr., 6-2, 190		6	Brian Owusu..... So., 5-11, 175
P	42	Jacob Domrowski..... So., 6-1, 220	LSN	59	Chris LeRoy..... Sr., 6-3, 280
	48	David Mothander..... Fr., 6-2, 190		73	Nick Scheidler..... So., 6-5, 270
KR	87	Marco Iannuzzi..... Sr., 6-0, 180	H	19	Colton Chapple..... So., 6-2, 200
	24	Treavor Scales..... So., 5-10, 190		2	Matt Simpson..... Sr., 6-1, 195

2010 HARVARD FOOTBALL NUMERICAL ROSTER

No	Name	Pos	Cl	Ht/Wt	Hometown/High School	No	Name	Pos	Cl	Ht/Wt	Hometown/High School
1	Nico Amaro	Sr.	DB	5-11/170	Cooper City, Fla./ Pembroke Pines Charter	61	Dan Driscoll	Sr.	DT	6-0/230	Orchard Park, N.Y./ Orchard Park
1*	Chris Splinter	Fr.	WR	5-11/175	Middleton, Mass./ Masconomet	62	John Lyon	Jr.	DE	6-3/ 250	Durham, N.C./ Hillside
2	Jonathan Mason	Jr.	DB	6-1/210	Mitchellville, Md./ DeMatha Catholic	63*	Danny Frate	Fr.	LB	6-2/220	Bentleyville, Ohio/ University
2*	Matt Simpson	Sr.	WR	6-1/195	Springdale, Ark./ Shiloh Christian	64	David Leopard	Fr.	OL	6-2/250	Anthony, Fla./ Trinity Catholic
3	Matthew Hanson	Jr.	DB	6-1/185	Lafayette, Colo./ Boulder	64*	Chase Sipple	So.	OL	6-1/280	Diamond Bar, Calif./ Damien
4	Hunter Thornton	Jr.	WR	5-9/175	Germantown, Tenn./ Briarcrest	65	Aaron Spisak	So.	OL	6-4/280	Phoenix, Ariz./ Sandra Day O'Connor
4*	Andrew Ezekoye	Fr.	RB	6-0/185	Silver Spring, Md./ John F. Kennedy	66	Matt Bush	Sr.	OL	6-3/280	Westwood, N.J./ Bergen Catholic
5	Ricky Zorn	Fr.	DB	6-0/180	Dallas, Texas/ Lake Highlands	67	John Gazzola	Sr.	OL	6-4/275	Woodbury, N.J./ Saint Joseph's Prep
6	Brian Owusu	So.	DB	5-11/175	Oxnard, Calif./ Oaks Christian	68	Scott Fritz	Jr.	OL	6-2/275	Houston, Texas/ Clear Lake
7	Alex Sarkisian	Jr.	WR	6-3/195	Valparaiso, Ind./ Valparaiso	69	Jack Holuba	So.	OL	6-2/275	Ho-Ho-Kus, N.J./ Bergen Catholic
8	Anthony Spadafino	Sr.	DB	6-2/190	Torrance, Calif./ West Torrance	70	Brent Osborne	Sr.	OL	6-5/285	Draper, Va./ Pulaski County
8*	Tyler Caveness	Fr.	DB	5-9/185	Roanoke, Va./ North Cross	72	Ben Stabler	Jr.	OL	6-5/300	Lancaster, Pa./ Manheim Township
9	Dan Minamide	Jr.	DB	5-11/190	Escondido, Calif./ San Pasqual	73	Nicolas Scheidler	So.	OT	6-5/270	Greenwood, Ind./ Whiteland Community
10	Devin Saxon	Jr.	DB	6-0/185	Hayward, Calif./ Moreau Catholic	74	Parker Sebastian	Fr.	OL	6-5/250	Atlanta, Ga./ The Lovette School
11	Michael Pruneau	Fr.	QB	6-4/190	Plano, Texas/ Plano West	75	Matthew McCarthy	So.	OT	6-5/275	Elk Grove, Calif./ Christian Brothers
12	Cory Briggs	Fr.	QB	6-3/205	Selinsgrove, Pa./ Selinsgrove Area	76	Kyle Harasimowicz	Sr.	OT	6-6/275	Duxbury, Mass./ Duxbury
13	Matt Brown	Fr.	WR	6-3/205	Barrington, R.I. Northfield Mt. Hermon (Mass.)	77	Eric Baars	So.	OT	6-6/270	Houston, Texas/ Strake Jesuit Prep.
14	Mike Cook	Sr.	WR	6-2/200	San Clemente, Calif./ San Clemente	78	Kevin Murphy	Jr.	OT	6-7/285	San Clemente, Calif./ San Clemente
15	Levi Richards	Jr.	WR	6-2/185	Newton, Ill./ Newton	79	John Collins	So.	OL	6-4/290	Hull, Mass./ Roxbury Latin
16	Collier Winters	Jr.	QB	5-11/190	Claremore, Okla./ Booker T. Washington	80	James Klein	So.	DT	6-2/235	Palos Verdes, Calif./ Palos Verdes
17	Jordan Nuckolls	So.	WR	6-4/205	Ozark, Mo./ Ozark	81	Adam Chrissis	Jr.	WR	6-0/195	Pittsburgh, Pa./ Upper St. Clair
18	Andrew Hatch	Sr.	QB	6/4225	Henderson, Nev./ Cimarron-Memorial	82	Tyler Orr	Fr.	TE	6-3/245	Tulsa, Okla./ Jenks
18*	Joe Petrucci	Fr.	WR	6-1/193	Far Hills, N.J./ Delbarton	83	Matt Lunati	Jr.	DT	6-3/240	Atlanta, Ga./ The Westminster School
19	Colton Chapple	So.	QB	6-2/200	Alpharetta, Ga./ Greater Atlanta Christian	84	Curtis Ross	So.	WR	6-5/220	Toone, Tenn./ Bolivar Central
20	Hugh Archibald	Jr.	DB	5-11/180	Memphis, Tenn./ Harding Academy	85	Nicolai Schwarzkopf	Sr.	TE	6-5/245	Decatur, Ga./ Chamblee
21	Buddy Bardenwerper	Jr.	RB	5-10/205	Bethesda, Md./ St. Alban's	85*	John Campbell	Fr.	WR	6-1/170	Eugene, Ore./ Sheldon
22	Gino Gordon	Sr.	RB	5-11/185	Bonita, Calif./ Francis Parker	86	Stephen Aborn	Jr.	TE	6-3/235	Plymouth, Mass./ Milton Academy
23	Rich Zajeski	So.	RB	5-11/195	Hinsdale, Ill./ Hinsdale Central	87	Marco Iannuzzi	Sr.	WR	6-1/195	Calgary, Alberta/ St. Francis
24	Treavor Scales	So.	RB	5-10/190	Stone Mountain, Ga./ Dunwoody	87*	Cameron Brate	Fr.	TE	6-6/230	Naperville, Ill./ Naperville Central
25	Scott Miller	Fr.	WR	6-1/175	Egg Harbor Township, N.J./ Sierra Vista	88	Nnamdi Obukwelu	So.	DT	6-3/240	Brockton, Mass./ Boston College High School
26	Colton Lynch	Fr.	DB	5-10/170	Cape Coral, Fla./ Evangelical Christian	89	Chris Lorditch	Sr.	WR	6-4/190	Chalfont, Pa./ Archbishop Wood
26*	David Welch	So.	DB	5-10/175	Pearle, Miss./ Pearle	90*	Blake Barker	Fr.	TE	6-5/230	Wellesley, Mass./ Buckingham Browne & Nichols
27	Collin Zych	Sr.	DB	5-11/195	Plano, Texas/ Plano East	91	Victor Ojukwu	Sr.	DE	6-1/245	Claremont, Calif./ Claremont
28	Luke Zelon	Fr.	LB	6-3/225	Santa Monica, Calif./ Santa Monica	92	Ryan Burkhead	Sr.	DE	6-3/240	Plano, Texas/ Plano
29	Alan Reeves	Jr.	FB	6-0/205	Alabaster, Ala./ Thompson	93	Dave Salutric	Jr.	DT	6-5/260	Naperville, Ill./ Naperville North
30	Anthony Rotio	Sr.	LB	6-1/240	Hope, N.J./ Lawrenceville School	94	Nick Hasselberg	Sr.	LB	6-2/225	Carlsbad, Calif./ Carlsbad
30*	Jaron Wilson	Fr.	DB	5-10/185	Carmichael, Calif./ Del Campo	94*	Jake Boy	Fr.	DE	6-3/218	Royers, Pa./ Moniteau
31	John Kohlhauff	So.	TE	6-2/240	Estero, Fla./ Ft. Myers	95	Adam Riegel	So.	DT	6-2/265	Walpole, Mass./ Walpole
32	Blaise Deal	Jr.	LB	6-1/215	Glendale, Ariz./ Moon Valley	97	Chuks Obi	Sr.	DT	6-4/265	Tracy, Calif./ West
34	Drew St. Lawrence	Jr.	DB	6-0/165	Plainfield, N.J./ St. James School	97*	Austin Taylor	Fr.	DE	6-1/220	Sugar Land, Texas/ Clements
34*	Khadi Tshishiku	Fr.	DB	5-10/190	Martinez, Ga./ Lakeside	98	Reid McCann	So.	DE	6-3/240	Dallas, Texas/ Lake Highlands
35	Bobby Schneider	So.	LB	6-0/205	Grapevine, Texas/ Colleyville Heritage	99	Blaine Burgess	So.	DT	6-3/245	Canal Winchester, Ohio/ Pickerington Central
36	D.J. Monroe	So.	DB	6-0/185	Columbia, S.C./ Dutch Fork	*Duplicate Number					
37	Damani Wilson	Fr.	DB	5-9/175	Carson, Calif./ Lutheran						
38	Andrew Berg	Fr.	WR	5-11/190	Los Gatos, Calif./ Los Gatos	The Thomas Stephenson Family Coach For Harvard Football					
39	Garrett Barnard	So.	LB	6-0/220	Syracuse, N.Y./ Christian Brothers Acad.	Tim Murphy (Springfield '78), 17th year					
40	Tim O'Hara	Jr.	K	6-/165	St. Louis, Mo./ John Burroughs	Assistant Coaches					
41	Zar Zavala	Sr.	WR	6-1/185	El Paso, Texas/ Eastwood	Joel Lamb (Harvard '93), offensive coordinator					
41*	Michael Hirsch	Fr.	TE	6-1/230	Glenview, Ill./ Glenbrook South	Scott Larkee (Harvard '99), defensive coordinator					
42	Jacob Dombrowski	So.	K/P	6-1/220	Gaylord, Mich./ Gaylord	Ron Crook (West Liberty State '89), assistant coach					
43	Reynaldo Kirton	Fr.	DB	6-2/200	Weston, Fla./ St. Thomas Aquinas	Tony Reno (Worcester State '97), special teams coordinator					
44	Kyle Juszczak	So.	TE	6-3/250	Medina, Ohio/ Cloverleaf	Carlton Hall (Vanderbilt '98), assistant coach					
44*	Zak Aosse	Fr.	LB	6-1/220	Austin, Texas/ JB Connally	Joe Villapiano (Connecticut '02), recruiting coordinator					
45	Matt Martindale	Fr.	LB	6-0/215	Laguna Hills, Calif./ Laguna Hills	Dave Borgonzi (Amherst '05), assistant coach					
46	Alexander Norman	So.	LB	6-2/210	Lewisville, Texas/ Hebron	Michael Horan (Bates '05), assistant coach					
47	Grant Sickie	So.	DE	6-4/220	Jupiter, Fla./ Suncoast Community	Evan Loring (New Hampshire '06), assistant coach					
48	Josue Ortiz	Jr.	DT	6-4/260	Avon Park, Fla./ Avon Park	Wyatt Moss (Amherst '10), volunteer operations manager					
48*	David Mathander	Fr.	K	6-3/195	San Juan Capistrano, Calif./ Phillips Exeter Acad. (N.H.)	Strength & Conditioning Coach					
49	Alex Gedeon	Jr.	LB	6-1/230	Hudson, Ohio/ Hudson	James Frazier					
50	Sumner Webster	Jr.	DE	6-5/240	Concord, Mass./ Governor Dummer Acad.	Sports Medicine					
51	Benjamin Graeff	Jr.	DE	6-3/245	Canton, Ohio/ Massillon Jackson	Brant Berkstresser, head athletic trainer, Gary Geissler, athletic trainer					
52	Joshua Boyd	So.	LB	6-1/230	Hyde Park, Mass./ Catholic Memorial	Equipment Managers					
53	Connor Loftus	Fr.	LB	6-2/220	Glen Ellyn, Ill./ Glenbard West	Alex Ferguson, Jeff Tessier					
55	David Sklar	Sr.	DT	6-3/275	Houston, Texas/ Saint John's	Athletic Communications					
56	Jack Dittmer	Fr.	DT	6-3/245	Oak Park, Ill./ Fenwick	Kurt Svoboda					
57	Nick Easton	Fr.	OL	6-3/280	Lenoir, N.C./ Hibriten	Managers					
58	Anthony Russ	So.	LB	6-3/215	Lawrenceville, N.J./ Lawrence	Wes Welch, Cason Sippel, Brenton Bryant, Demetrius Gadson, Jim Deng					
59	Chris LeRoy	Sr.	OL	6-3/280	Portland, Maine/ Deering						
60	Austin Scheufele	Fr.	OL	6-4/285	Lafayette, Colo./ Centaurus						