



COLUMBIA BASKETBALL

COLUMBIA VS. NJIT
SATURDAY, DECEMBER 12 >> 7 P.M.
LEVIEN GYM >> NEW YORK

COLUMBIA VS. ROBERT MORRIS
MONDAY, DECEMBER 14 >> 2 P.M.
LEVIEN GYM >> NEW YORK

THE MATCHUPS

COLUMBIA



6-5

NJIT



6-4

ROBERT MORRIS



1-8

STAT BREAKDOWN

	COLUMBIA	NJIT	ROBERT MORRIS
Scoring	79.1	78.2	65.4
Defense	70.8	74.6	79.3
FG Percentage464	.444	.409
Opp. FG Percentage449	.431	.460
3-Pt. FG Percentage376	.375	.303
Opp. 3-Pt. FG Percentage363	.329	.347
FT Percentage696	.803	.638
Rebounds	35.3	35.3	34.2
Rebound Margin	+2.5	-1.8	-6.4
Assists	16.7	16.0	13.3
Turnovers	11.0	13.3	16.6
Turnover Margin	+2.4	+0.3	-3.3
Steals	6.5	7.0	7.2
Blocks	3.0	3.0	4.0

INSIDE THE SERIES'

NJIT

Overall: 4-0
Home: 3-0
Away: 1-0
Neutral: N/A
Streak: W4

Last Meeting: Jan. 9, 2009 (W, 73-50)

Last Columbia Home Win: Jan. 9, 2009 (73-50)

Last NJIT Road Win: N/A

ROBERT MORRIS

Overall: 0-0
Home: 0-0
Away: 0-0
Neutral: 0-0
Streak: N/A

Last Meeting: First meeting

Last Columbia Home Win: N/A

Last Robert Morris Road Win: N/A

STAY UPDATED



@CULionsMBB
#ColumbiaMBB
#RoarLionRoar



Columbia Athletics



@GoColumbiaLions

Mike Kowalsky

Interim Director, Athletics Communications

Email: mk3531@columbia.edu Office: 212-854-7064

Web: www.GoColumbiaLions.com

2015-16 SCHEDULE

NOVEMBER

Fri. 13	KEAN	ILDN W, 107-62
Mon. 16	at Kansas State !	ESPN3 L, 71-81
Fri. 20	at Northwestern !	ESPN3 L, 80-83 (OT)
Sun. 22	LEHIGH	ILDN W, 88-61
Tue. 24	WOFFORD !	ESPN3 W, 70-59
Fri. 27	at Fairfield !	L, 81-82 (OT)
Sat. 28	LONGWOOD	ILDN L, 69-70

DECEMBER

Wed. 2	at Bucknell	W, 72-61
Fri. 4	ST. JOSEPH'S	ILDN L, 68-70
Sun. 6	DELAWARE	ILDN W, 82-69
Wed. 9	at Manhattan	W, 72-71
Sat. 12	NJIT	ILDN 7 p.m.
Mon. 14	ROBERT MORRIS	ILDN 2 p.m.
Mon. 28	HOWARD	ILDN 7 p.m.

JANUARY

Sat. 2	at Stony Brook	7 p.m.
Wed. 6	UMES	ILDN 7 p.m.
Sat. 9	CENTRAL PENN	ILDN 7 p.m.
Sat. 16	CORNELL *	ILDN 7:30 p.m.
Sat. 23	at Cornell *	ILDN 4 p.m.
Fri. 29	at Dartmouth *	ILDN 7 p.m.
Sat. 30	at Harvard *	ILDN 7 p.m.

FEBRUARY

Fri. 5	at Yale *	FS1 5 p.m.
Sat. 6	at Brown *	ILDN 7 p.m.
Fri. 12	PENN *	ESPN3 7 p.m.
Sat. 13	PRINCETON *	ESPN3 7 p.m.
Fri. 19	HARVARD *	ASN 6 p.m.
Sat. 20	DARTMOUTH *	ILDN 7 p.m.
Fri. 26	at Princeton *	ASN 6 p.m.
Sat. 27	at Penn	ILDN 7 p.m.

MARCH

Fri. 4	BROWN *	ILDN 7 p.m.
Sat. 5	YALE *	ILDN 7 p.m.

! - CBE Hall of Fame Classic

* - Ivy League Game

All Times Eastern

ON THE AIR

NJIT

VIDEO/AUDIO STREAM

• IVY LEAGUE DIGITAL NETWORK

- Jerry Recco (PBP)

- James Buford (Analyst)



ROBERT MORRIS

VIDEO/AUDIO STREAM

• IVY LEAGUE DIGITAL NETWORK

- Jerry Recco (PBP)

- James Buford (Analyst)



RADIO

• WKCR (89.9 FM/WKCR.ORG)

COLUMBIA QUICK FACTS

UNIVERSITY INFORMATION

Location.....	New York, NY 10027
Founded.....	1754
Enrollment.....	7,934
President.....	Lee C. Bollinger
Athletics Director.....	Peter Pilling
Colors.....	Columbia Blue and White
Nickname.....	Lions
Affiliation.....	NCAA Division I
Conference.....	Ivy League
Home Court.....	Levien Gymnasium (2,700)
Press Row.....	212-854-1185

COACHING STAFF

Head Coach.....	Kyle Smith (Hamilton '92)
Record at Columbia/Years.....	82-77/Five Seasons
Career Record.....	Same
Assistant Coaches.....	Derrick Phelps (UNC'94)
.....	Kevin Hovde (Richmond '11)
.....	Adam Hood (Air Force '08)
Dir. of Operations.....	John Andrzejek '14CC
Graduate Manager.....	Jonathan Safir (Vassar '15)
Athletic Trainer.....	Ajaya Williams (Hofstra '04)
Strength & Conditioning.....	Tommy Sheehan (Rochester '90)

PROGRAM HISTORY

First Season.....	1900-01 (2,497)
All-Time Record.....	1,245-1,252 (.498)
All-Time Ivy League Record.....	312-470 (.399)
Best Ivy League Record.....	13-2 (1967-68)
Ivy League Championships.....	1 (1967-68)
NCAA Tournament Appearances.....	3
.....	(1948, 1951, 1968)
Most Wins.....	23 (1967-68 - 23-5)

THE 2014-15 LIONS FILE

Record.....	13-15
Ivy League Record/Finish.....	5-9/T-5th
Postseason.....	None
Letterwinners Returning/Lost.....	12/3
Starters Returning/Lost.....	4/1
Newcomers.....	7

ATHLETICS COMMUNICATIONS

Men's Basketball Contact.....	Mike Kowalsky
Email.....	mk3531@columbia.edu
Office Phone.....	(212) 854-7064
Cell Phone.....	(315) 527-4138

COLUMBIA ROSTER

No.	Name	Pos.	Ht.	Wt.	Cl.	Hometown/High School
0	Kyle Castlin	G	6-4	195	So.	Marietta, Ga./Hillgrove
1	Jeff Coby	F	6-8	223	Jr.	Pembroke Pines, Fla./Choate Rosemary/Sagemont
2	Isaac Cohen	G	6-4	215	Sr.	Orlando, Fla./Orlando Christian Prep
3	Grant Mullins	G	6-3	175	Sr.	Burlington, Ontario/Notre Dame/REDA
4	Rodney Hunter	G/F	6-5	185	Fr.	Cape Coral, Fla./Mariner
5	CJ Davis	G	6-2	207	Fr.	Far Rockaway, N.Y./The Peddie School/Archbishop Malloy
10	Quinton Adlesh	G	6-0	190	Fr.	Arroyo Grande, Calif./Mission College Prep
11	Lukas Meisner	F	6-8	210	Fr.	Braunschweig, Germany/IGS Franzshes Feld
12	Maodo Lo	G	6-3	194	Sr.	Berlin, Germany/Wilbraham & Monson
13	Alex Rosenberg	F	6-7	224	Sr.	Short Hills, N.J./The Peddie School/Millburn
14	Kendall Jackson	G	5-8	160	Jr.	Union City, Calif./Suffield Academy/Bishop O'Dowd
15	Nate Hickman	G	6-4	175	So.	Newark, Del./Wilmington Christian School/The Peddie School
21	John Sica	F	6-7	195	Fr.	Delmar, N.Y./Bethlehem Central
24	Peter Barba	G	6-5	190	Fr.	Chagrin Falls, Ohio/Western Reserve Academy
32	Chris McComber	F	6-8	244	Jr.	Nepean, Ontario/John McCrae Secondary School/REDA
33	Luke Petrasek	F	6-10	215	Jr.	East Northport, N.Y./Northport
44	Shane Eberle	C	6-10	253	Fr.	Woodbine, Md./Our Lady of Good Counsel
52	Conor Voss	C	7-1	260	Jr.	St. Cloud, Minn./St. Cloud Cathedral

COACHING STAFF

Head Coach: Kyle Smith (Hamilton '92), Sixth Season

Assistant Coaches: Derrick Phelps, Kevin Hovde, Adam Hood

Director of Basketball Operations: John Andrzejek '14CC

Graduate Manager: Jonathan Safir

PRONUNCIATION GUIDE

Maodo Lo – MAO-doh Low

Lukas Meisner – MIZE-ner

Luke Petrasek – Puh-TRAH-sick

John Sica – SEE-kah

John Andrzejek – An-DRUH-zek

PROJECTED STARTERS

0 KYLE CASTLIN
Guard • So. • 6-4 • 195

PPG	RPG	FG%	APG
5.8	3.2	.458	0.9



3 GRANT MULLINS
Guard • Sr. • 6-3 • 175

PPG	APG	3FG%	FT%
12.4	3.3	.439	.767



12 MAODO LO
Guard • Sr. • 6-3 • 194

PPG	APG	3FG%	SPG
15.3	3.1	.372	2.3



33 LUKE PETRASEK
Forward • Jr. • 6-10 • 215

PPG	RPG	BPG	FG%
13.2	4.7	0.9	.631



13 ALEX ROSENBERG
Forward • Sr. • 6-7 • 224

PPG	RPG	APG	FT%
14.5	4.1	2.2	.757



THE STORYLINES

COLUMBIA'S STATUS

Luke Petrasek's 3-pointer with 6.4 seconds remaining gave the Lions their second consecutive road win, a 72-71 triumph at Manhattan Wednesday night. The game featured 12 lead changes and Columbia battled back from four points down with just 30 seconds to play.

NJIT'S STATUS

The Highlanders are coming off a thrilling 92-86 overtime win at St. Francis Brooklyn. Four players scored in double-figures while Tim Coleman and Ky Howard each recorded double-doubles. Coleman had 27 points and 12 boards and Howard finished with 23 points to go with 10 boards.

Damon Lynn paces the squad at 17.9 points per game. Coleman is the Highlanders' top rebounder at 7.1 per contest, while Howard is the team's main distributor at 4.3 assists per game.

SERIES HISTORY

Columbia is 4-0 all-time against the Highlanders, but have not faced NJIT since January 2009.

COLUMBIA VS. THE ATLANTIC SUN

The Lions hold a 6-3 record against teams currently in the Atlantic Sun. Columbia's most common foe in the league is NJIT.

PROSTATE CANCER AWARENESS GAME

Saturday night's contest will be the men's basketball program's annual Prostate Cancer Awareness game. In partnership with the Herbert Irving Comprehensive Cancer Center, 50 percent of ticket proceeds will go directly to Prostate Cancer research. There will also be tables at the game for fans to donate to the cause. Fans and all attendees are encouraged to wear blue to support the cause. For more information, visit <http://hiccc.columbia.edu>.

FAMILIAR FACE

NJIT head coach Jim Engles will spent 2003-08 as an assistant coach at Columbia under Joe Jones. This will be Engles third time facing the Lions.

ROBERT MORRIS' STATUS

The Colonials have been off since a Dec. 4 defeat against Oakland (92-74). Rodney Pryor dropped a career-high 35 points against the Golden Grizzlies.

Pryor is averaging 21.2 points and 7.0 rebounds to lead the way for the defending NEC Champions.

SERIES HISTORY

Monday will be the first-ever meeting between the teams.

COLUMBIA VS. THE NEC

Columbia has fared well against teams currently in the Northeast Conference, posting a 34-23 mark all-time. The Lions' have squared off against St. Francis Brooklyn on 19 occasions (10-9).

THE FORCE AWAKENS

Junior Luke Petrasek buried a game-winning 3-pointer with 6.4 seconds left to propel Columbia to a 72-71 win at Manhattan on Dec. 9. Petrasek netted a career-high 26 points on 11-of-17 shooting against the Jaspers.

CHAMPIONSHIP WEEK

Columbia closes out the fall semester with a trio of high-quality opponents. The Lions edged two-time defending MAAC Champions Manhattan on Wednesday and will take on NJIT, who reached the semifinals of the 2015 CIT Saturday. Columbia's last contest before finals will feature last year's NEC Champions, Robert Morris.

FROM DOWNTOWN

Columbia has been reliant on the 3-point shot this season with over half (47.5 percent) of its attempts coming from beyond the arc. The Lions' 298 attempts are the third most and 112 makes are fourth highest in the NCAA. In addition, their 10.2 per game put them 20th in that category.

CHARITY (STRIPE) CASE

The Lions' 253 attempts from the free throw line are the seventh most in the nation. Columbia has knocked down 176 of those tries (69.6 percent) to put them 13th in the country. Alex Rosenberg is the main catalyst from the line, knocking down 54-of-76 to put him in the top-15 nationally (10th and 11th) in makes and attempts.

DO YOU NEED ASSISTANCE?

Columbia has been sharing the ball well all season and are averaging 16.7 assists per game to lead the Ivy League. The Lions assisted on 18 of their 20 field goals in a win over Bucknell on Dec. 2.

LUKAS WITH THE LID OFF

First-year Lukas Meisner has emerged as Columbia's sixth man, averaging eight points and seven rebounds over his last three games. Meisner went off for 15 points on 5-of-7 shooting, including a pair of crowd-pleasing dunks against Delaware on Dec. 6. Two nights earlier, the 6-8 forward pulled down a career-best nine rebounds against Saint Joseph's.

COHEN OUT

Senior Isaac Cohen will miss approximately one month of action due to an injury sustained in Columbia's game against Longwood on Nov. 28.

IVY LEAGUE STANDINGS

School	Ivy League			Overall		
	W	L	Pct.	W	L	Pct.
Princeton	0	0	.000	4	2	.677
Cornell	0	0	.000	5	4	.556
Yale	0	0	.000	5	4	.556
Columbia	0	0	.000	6	5	.545
Dartmouth	0	0	.000	3	3	.500
Penn	0	0	.000	4	5	.444
Brown	0	0	.000	3	6	.333
Harvard	0	0	.000	3	6	.333

2015-16 HONOR ROLL

IVY LEAGUE PLAYER OF THE WEEK

Nov. 23 Luke Petrasek (Co)

IVY LEAGUE ROOKIE OF THE WEEK

IVY LEAGUE WEEKLY HONOR ROLL

Nov. 16 Alex Rosenberg

Nov. 30 Grant Mullins

Dec. 7 Maodo Lo

UP NEXT...

VS. HOWARD

MONDAY, DECEMBER 28 | 7 P.M.

NEW YORK | LEVIEN GYMNASIUM



Columbia will break from competition for a full two-weeks for finals before continuing its home stand against Howard on December 28. The Bison check in at 6-4 and have three games on the slate before making the trip into the Big Apple.

STATISTICAL LEADERS



Team	No.	Rank	Rank
Scoring Offense	79.1	1st	---
Scoring Defense	70.8	5th	---
Scoring Margin	+8.3	2nd	---
Free Throw Pct.	.696	3rd	---
Field Goal Pct.	.464	1st	---
Field Goal Pct. Defense	.449	6th	---
3-Point Field Goal Pct.	.376	2nd	---
3-Point Field Goal Pct. Def.	.363	8th	---
Rebounds/Game	35.3	7th	14th (388 total)
Rebounding Margin	+2.5	4th	---
Blocked Shots/Game	3.0	6th	---
Assists/Game	16.7	1st	6th (184 total)
Steals/Game	6.5	3rd	30th (72 total)
Turnover Margin/Game	+2.4	2nd	---
Assist/Turnover Ratio	1.5	1st	23rd
Offensive Rebounds	11.5	3rd	---
3-Point Field Goals Made	10.2	1st	20th

Individual	Name (No.)	Rank	Rank
Scoring Avg.	Maodo Lo (15.3)	7th	---
	Alex Rosenberg (14.5)	9th	---
Rebounding	Luke Petrasek (4.7)	17th	---
Field Goal Pct.	Luke Petrasek (.631)	2nd	---
Assists	Grant Mullins (3.3)	9th	---
Free Throw Pct.	Luke Petrasek (.788)	8th	---
Steals	Maodo Lo (2.3)	1st	6th (25 total)
3-Point FG Pct.	Luke Petrasek (.500)	2nd	---
	Grant Mullins (.439)	5th	---
3-Point FG Made	Maodo Lo (2.6)	4th	21st (29 total)
	Grant Mullins (2.3)	6th	---
Blocked Shots	Luke Petrasek (0.9)	8th	---
Assists/Turnovers Ratio	Grant Mullins (3.6)	2nd	32nd
Offensive Rebounds	Alex Rosenberg (2.3)	8th	---
Minutes Played/Game	Maodo Lo (31.4)	3rd	---

NUTHIN' BUT A "G" THANG

Grant Mullins is showing no signs of rust after missing all of last season due to injury. The senior guard has scored in double-figures in all but two games this season, including a pair of 20+ point outbursts at Northwestern (22) and Longwood (23). He is third on the team averaging 13.4 points per game on the strength of .439 shooting from 3-point range.

I LIKE IKE

Senior Isaac Cohen had his strongest game of the season against Wofford, posting five points, nine assists and five rebounds in 33 minutes of action. Cohen's 258 assists put him in sole possession of ninth on the Lions' career list.

KLEPTOMANIAC

Maodo Lo moved past Brian Barbour for third place on the career steal list on Dec. 6 against Delaware and now has 126 swipes to his credit, putting him 28 away from Sean Couch for second on the career charts. Lo is tied for the Ivy League lead, averaging 2.2 steals and ranks sixth nationally with 25 total.

MILESTONE ACHIEVED

Senior Maodo Lo became Columbia's all-time leader in 3-point field goals with his 190th career trifecta with 5:34 remaining in the second half at Lehigh on Nov. 22. Lo passed the old mark, previously held by Matt Shannon '89CC.

LUKE SKYWALKER

Junior Luke Petrasek turned in a trio of strong performances at Kansas State, Northwestern and against Lehigh to earn Co-Ivy League Player of the Week status on Nov. 23. Petrasek averaged 15.7 points and 8.0 rebounds and recorded several highlight-reel slam dunks against two major conference foes and the preseason Patriot League favorites.

IRON MAN

Alex Rosenberg eclipsed the 40-minute plateau for the third time in his career after logging 41 minutes in an overtime game at Northwestern on Nov. 20. Rosenberg has played 43 minutes twice, at Colgate (Dec. 30, 2013) and against Harvard (Feb. 14, 2014).

THE LIONS WHEN...

Overall.....	6-5
At home.....	4-2
On the road.....	2-3
At neutral sites.....	0-0
Day games.....	2-0
Night games.....	4-5

vs. ranked teams.....	0-0
vs. unranked teams.....	6-5
vs. Ivy League.....	0-0
vs. non-conference.....	6-5

Leading at half.....	3-3
Trailing at half.....	3-2
Tied at half.....	0-0
In overtime.....	0-0

Games decided by 1-4 points.....	1-4
Games decided by 5-10 points.....	0-1
Games decided by 11 points or more.....	5-0

Scores less than 50 points.....	0-0
Scores 50-59 points.....	0-0
Scores 60-69 points.....	0-2
Scores 70-79 points.....	3-1
Scores 80-89 points.....	2-2
Scores 90 or more points.....	1-0

Opponent scores less than 50 points.....	0-0
Opponent scores 50-59 points.....	1-0
Opponent scores 60-69 points.....	4-0
Opponent scores 70-79 points.....	1-2
Opponent scores 80-89 points.....	0-3
Opponent scores 90 or more points.....	0-0

Columbia shoots .500 and above.....	2-0
Columbia shoots .400 to .499.....	3-4
Columbia shoots .300 to .399.....	1-1

Opponent shoots .500 and above.....	0-2
Opponent shoots .400 to .499.....	4-3
Opponent shoots .300 to .399.....	2-0
Opponent shoots below .300.....	0-0

Columbia shoots better from the field.....	5-1
Columbia shoots same/worse from the field.....	1-4

Shoots more free throws than opponent.....	5-2
Shoots less free throws than opponent.....	1-2
Shoots same number of free throws.....	0-1

Outrebounded the opponent.....	4-1
Outrebounded by opponent.....	2-4
Rebounds are equal.....	0-0

Has more turnovers than opponent.....	0-1
Has fewer turnovers than opponent.....	6-1
Turnovers are even.....	0-3

In November.....	3-4
In December.....	3-1
In January.....	0-0
In February.....	0-0
In March.....	0-0

FANTASTIC FOUR

With the return of Mullins and Rosenberg, along with the strong start of Luke Petrusek, Maodo Lo has not had to carry the scoring load. All four players are averaging double-figures in points and the Lions' 79.8 points per contest lead the Ivy League.

FIRST IMPRESSION

First-year CJ Davis scored a game-high 19 points in his collegiate debut against Kean, knocking down 5-of-6 from downtown, to go with five assists.

BLOCK PARTY

The Lions' 10 blocks were the most in a game since they rejected 10 shots against Brown on Feb. 15, 2002.

DOMINATING THE GLASS

Columbia's 60 rebounds were the most for the team in a single-game since grabbing 50 boards against Swarthmore on Nov. 28, 2011.

LET'S GET IT STARTED

Columbia improved to 77-38 all-time in season openers, with the convincing win over Kean.

OPENING STATEMENT

The 45-point margin of victory was the most lopsided in a season-opener for Columbia since a 95-37 victory over C.C.N.Y. to kick off the 1968-69 campaign.

HOME SWEET HOME

Columbia is now 83-32 all-time in home openers and have won seven of its last eight debuts in Levien Gymnasium after dispatching Kean on Nov. 13.

SLICK "HICK"

Sophomore Nate Hickman led Columbia's bench, which contributed 65 points, with a career-high 15 points on 6-of-9 shooting. It was the Newark, Delaware, native's second consecutive game scoring in double-figures after netting 10 at Princeton in last year's finale.

MULLINS, ROSENBERG RETURN

After missing all of last season due to injuries, Grant Mullins and Alex Rosenberg returned to the floor against Kean. Rosenberg notched a double-double with 10 points and 10 rebounds. Mullins added 11 points in his first game back since 2013-14.

DYNAMIC DUO

With Maodo Lo and Alex Rosenberg, Columbia has a pair of 1,000-point scorers on the same team for the first time since 1998-99 when Gary Raimondo and Justin Namolik provided the 1-2 punch for the Lions offense. This is just the sixth time in program history Columbia has two members of team that have eclipsed 1,000 points.

LOOK WHO'S BACK

The Lions bring back a total of 12 players, including eight that have seen significant action as starters (Kyle Castlin, Jeff Coby, Isaac Cohen, Grant Mullins, Maodo Lo, Alex Rosenberg, Chris McComber, Luke Petrusek).

NEW CUBS IN THE PRIDE

Columbia's seven first-years on the roster are tied for the third most in NCAA Division I Basketball this season. Bradley has 10 newcomers while UTEP and Cornell have eight. The Lions are even with Appalachian State, Georgia Southern, Nebraska, New Mexico State and Ohio State. Five (Quinton Adlesh, Peter Barba, CJ Davis, Lukas Meisner and John Sica) made their collegiate debuts against Kean.

THE LO-DOWN

Senior Maodo Lo has received a number of preseason accolades prior to the start of the 2015-16 season. Below is a list of all of his preseason honors.

- Bob Cousy Award Preseason Watch List
- Lou Henson (Mid-Major Player of the Year) Preseason Watch List
- USA Today Mid-Major Players to Watch (Honorable Mention)
- NBC Sports First Team Mid-Major All-American
- Ranked No. 79 best player in country, according to Matt Norlander (CBS Sports)
- Ranked No. 91 best player in the country according to College Basketball Talk (NBC Sports)
- Ranked No. 93 best player in the country, according to SBNation.
- Projected as Top Pro Prospect and Projected All-Ivy League by Jeff Goodman (ESPN Insider)



UP FOR A CHALLENGE

Columbia's 2015-16 slate features four squads that made the NCAA Tournament (Wofford, Harvard, Robert Morris, Manhattan) and eight that qualified for the postseason a year ago.

THERE'S NO PLACE LIKE HOME

Even with a string of tough opponents, the Lions scheduled 18 contests in the friendly confines of Levien Gymnasium, the most home contests in program history.

A HISTORY OF SUCCESS

Head coach Kyle Smith has built his staff with a combined nine NCAA Tournament appearances, five Sweet 16's, two Final Four's and a national championship.

TO THE POINT

Dating back to his days as associate head coach at St. Mary's, Kyle Smith has turned point guards into all-conference players. Patty Mills, currently of the San Antonio Spurs, picked up WCC first team accolades in 2008 and 2009, Mickey McConnell was the WCC Player of the Year in 2011, and Matthew Dellavedova was also a WCC Player of the Year and is with the Cleveland Cavaliers. Upon Smith's time at Columbia, Brian Barbour was a two-time All-Ivy League selection in 2012 and 2013 and Maodo Lo has gained All-Ivy League status the past two seasons.

THE SMITH ERA

Over the last five-plus seasons with Kyle Smith as the Lions' head coach, Columbia has won 81 games, the most in such a span since Columbia posted 89 wins from 1967-68 season to 1972-73. It is also the most for a Lions coach in his first five-plus seasons at the helm since Lou Rossini notched 99 wins from 1950-55.

POLL POSITION

Columbia was picked second in the official preseason Ivy League poll. The Lions received six first place votes, but finished second to Yale, who tied for the Ivy League crown last season. Columbia's second-place ranking matches its other second-place showing in the 1991-92 preseason poll.

MR. INTERNATIONAL(S)

The Lions have six players with international playing experience on their roster.

- Maodo Lo spent his summer training with the German National Team, competing for the "B" team at the University Games, where he won silver and went on to play with the Senior National Team at the 2015 Eurobasket in Berlin with the likes of NBA players Dirk Nowitzki (Dallas Mavericks), Dennis Schroeder (Atlanta Hawks) and Tibor Pleiss (Utah Jazz). In the summer of 2014, Lo narrowly missed the cut for being on the squad that competed at the FIBA World Championships.
- Lukas Meisner has been a part of the Junior German National Team system since 2010 and trained against Lo the past two summers.
- Grant Mullins played with the Canadian Development Team at the Four Nations Tournament in China during the summer of 2013, helping his team go a perfect 9-0.
- Chris McComber was one of three Canadians selected to play at the Basketball Without Borders Camp, sponsored by the NBA, in Buenos Aires in 2013.
- Isaac Cohen and Conor Voss spent the summer of 2015 playing with East Coast USA against a team of French pro league All-Stars and the Chinese National Team

MUST SEE TV

Three Columbia games are set to be broadcast on TV this season, beginning with the Lions' Feb. 5 tilt at Yale slated to be featured on Fox Sports 1. The American Sports Network will produce Columbia's Feb. 19 game against Harvard and Feb. 26 game at Princeton. ESPN3 and the WatchESPN App will also air four contests (Nov. 16 at Kansas State, Nov. 20 at Northwestern, Nov. 24 vs. Wofford and Feb. 12 vs. Penn).

RECORD WATCH

CAREER

SCORING

1. Buck Jenkins (1989-93)	1,767
2. Jim McMillian (1967-70)	1,758
3. Chet Forte (1954-57)	1,611
4. Craig Austin (1998-02)	1,491
5. Maodo Lo (2012-Pres.)	1,333
6. Gary Raimondo (1995-99)	1,320
7. John Bauman (2004-08)	1,298
8. Heyward Dotson (1967-70)	1,266
9. Neil Farber (1962-65)	1,236
10. Stan Felsing (1963-66)	1,229
11. C.J. Thompkins (1993-97)	1,217
12. Brian Barbour (2009-13)	1,216
13. Ricky Free (1976-79)	1,214
14. Sean Couch (1983-87)	1,208
15. Noruwa Agho (2008-12)	1,207
16. Matt Shannon (1985-89)	1,201
17. Alex Rosenberg (2011-Pres.)	1,185
18. Walt Budko (1942-44, 46-48)	1,163
19. Darren Burnetdt (1979-83)	1,159
20. Russ Steward (1988-92)	1,071

THREE-POINT FIELD GOALS MADE

1. Maodo Lo (2012-Pres.)	210
2. Matt Shannon (1985-89)	189
3. C.J. Thompkins (1993-97)	181

THREE-POINT FIELD GOAL PCT. (Min. 200 Att.)

1. Eric Speaker (1988-92)	.475 (106-223)
2. Russ Steward (1988-92)	.440 (91-207)
3. K.J. Matsui (2005-09)	.413 (173-419)
5. Meiko Lyles (2010-14)	.412 (115-279)
6. Maodo Lo (2012-Pres.)	.409 (210-513)
7. Matt Shannon (1985-89)	.404 (189-468)
8. Jeremiah Boswell (2001-05)	.402 (101-251)
9. Noruwa Agho (2008-12)	.400 (134-335)
10. Treg Duerksen (1999-02)	.399 (134-336)
11. Steve Frankoski (2010-15)	.398 (168-422)

STEALS

1. Gary Raimondo (1995-99)	209
2. Sean Couch (1983-87)	156
3. Maodo Lo (2012-Pres.)	129

FREE THROWS MADE

1. Chet Forte (1954-57)	525
2. Buck Jenkins (1989-93)	432
3. Darren Burnett (1979-83)	421
4. Alex Rosenberg (2011-Pres.)	417
5. Heyward Dotson (1967-70)	406

ASSISTS

1. Alton Byrd (1976-79)	526
2. Brian Barbour (2009-13)	346
3. Tony Chiles (1985-89)	323
4. Elliot Wolfe (1968-71)	316
5. Darren Burnett (1979-83)	313
6. Brett Loscalzo (2004-08)	308
7. Mike Jelinsky (1989-93)	301
8. Dale Smith (1981-85)	278
9. Isaac Cohen (2012-Pres.)	258
10. Sean Couch (1983-87)	247

FREE THROW PERCENTAGE (Min. 300 Att.)

1. Brian Barbour (2009-13)	.897 (401-447)
2. Chet Forte (1954-57)	.841 (525-624)
3. Gene Bentz (1975-77)	.794 (197-248)
4. Craig Austin (1998-02)	.790 (399-505)
5. Alton Byrd (1976-79)	.782 (294-376)
6. Alex Rosenberg (2011-Pres.)	.772 (417-540)

THE LAST TIME THE LIONS...

Were Ranked	Feb. 24, 1970 (No. 18)
Played a ranked opponent	Dec. 10, 2014 at No. 1 Kentucky
Beat a ranked opponent	Dec. 28, 1994 (No. 14 Cal - Columbia lost, 43-79, but game was later forfeited)
Played an overtime game	Nov. 27, 2015 at Fairfield (81-82)
Won in overtime	Dec. 30, 2013 at Colgate (76-70 - 2OT)
Had five players score in double-figures.....	Nov. 13, 2015 vs. Kean
..... (Rosenberg - 10, Mullins - 11, Lo - 13, Davis - 19, Hickman)	
Had two players with 20+ points	Feb. 21, 2014 vs. Brown
..... (Alex Rosenberg - 23, Meiko Lyles - 21)	
Had two players with 10+ rebounds.....	Nov. 23, 2014 at Lehigh
..... (Jeff Coby - 12, Isaac Cohen - 10)	
Two players with a double-double	Dec. 3, 2008 vs. Wagner
..... (Asenso Ampim-11pts/11reb, Jason Miller-11pts/11reb)	
Did not make a three-point field goal	Feb. 29, 2008 vs. Harvard (218 games)
Scored 100 points.....	107, vs. Kean (Nov. 13, 2015)
Scored 90 points	107, vs. Kean (Nov. 13, 2015)
Scored 80 points	82, vs. Delaware (Dec. 6, 2015)
Shot 60 percent from the field	70.6 vs. N. Texas (Dec. 3, 2011)
Shot 60 percent from the three.....	72.2 (13-18) vs. Bucknell (Nov. 24, 2009)
Shot under 30% from the field.....	27.5% (14-51) at Penn (Mar. 6, 2015)
Had 10+ three-pointers.....	11, at Bucknell (Dec. 2, 2015)
Had 50+ rebounds.....	60, vs. Kean (Nov. 13, 2015)
Had 30+ free-throw attempts	30, vs. Lehigh (Nov. 22, 2015)
Had 30+ assists.....	33 vs. Wake Forest (Dec. 29, 1969)
Had 25+ assists.....	28 vs. Swarthmore (Nov. 28, 2011)
Had 10+ steals.....	10, vs. Kean (Nov. 13, 2015)
Had 10+ blocks	10 vs. Kean (Nov. 13, 2015)

THE LAST TIME A LION HAD...

35+ points	37, Maodo Lo at Princeton (Mar. 7, 2015)
30+ points	37, Maodo Lo at Princeton (Mar. 7, 2015)
10+ field goals.....	11, Luke Petrask at Manhattan (Dec. 9, 2015)
20+ rebounds	20, Mark Cisco vs. Cornell (Jan. 21, 2012)
15+ rebounds	20, Mark Cisco vs. Cornell (Jan. 21, 2012)
10+ assists	10, Isaac Cohen vs. Colgate (Dec. 28, 2014)
5+ steals	5, Maodo Lo vs. Lehigh (Nov. 22, 2015)
5+ blocks	5, Cory Osetkowski at Cornell (Jan. 25, 2014)

THE LAST TIME AN OPPONENT HAD...

Scored 90 points	94 by Brown (Feb. 25, 2012)
Scored 80 points	82 by Fairfield (Nov. 27, 2015)
Shot 55 percent from the field	58.7 (27-46) by Harvard (Feb. 28, 2015)
Shot 60 percent from three.....	61.5% (8-13) by Harvard (Mar. 1, 2014)
Shot under 30 percent from the field	25.0% by Cornell (Jan. 17, 2015)
Had no three-pointers.....	at Lehigh (0-13) (Nov. 23, 2014)
Had 10+ three-pointers.....	13 by Northwestern (Nov. 20, 2015)
Had 45+ rebounds.....	47 by Yale (Mar. 4, 2011)
Had 20+ assists	21 by Saint Joseph's (Dec. 4, 2015)
Had 10+ steals	13 by Cornell (Jan. 16, 2010)
Had 10+ blocks	11 by Duke (Nov. 10, 2006)

LIONS BY THE NUMBERS

DOUBLE-DOUBLES

	SEASON	CAREER	STREAK
Jeff Coby	-	1	-
Alex Rosenberg	1	1	-

DOUBLE-FIGURE SCORING

	SEASON	CAREER	STREAK
Alex Rosenberg	10	60	1
Grant Mullins	9	34	-
Maodo Lo	9	64	4
Isaac Cohen	-	6	-
Luke Petrusek	8	16	2
Jeff Coby	1	7	-
Chris McComber	-	4	-
Kyle Castlin	2	16	-
Kendall Jackson	-	1	-
Nate Hickman	1	2	-
CJ Davis	1	1	-
Lukas Meisner	1	1	-

20+ POINT GAMES

	SEASON	CAREER	STREAK
Alex Rosenberg	1	10	-
Grant Mullins	2	6	-
Maodo Lo	3	24	-
Luke Petrusek	1	2	1
Kyle Castlin	-	1	-

30+ POINT GAMES

	SEASON	CAREER	STREAK
Maodo Lo	-	2	-
Alex Rosenberg	-	2	-

10+ REBOUND GAMES

	SEASON	CAREER	STREAK
Isaac Cohen	1	6	1
Luke Petrusek	-	2	-
Jeff Coby	-	1	-
Alex Rosenberg	1	3	-

5+ ASSIST GAMES

	SEASON	CAREER	STREAK
Isaac Cohen	1	17	-
Grant Mullins	2	6	-
Maodo Lo	2	6	-
Alex Rosenberg	2	5	1
CJ Davis	1	1	-

10+ ASSIST GAMES

	SEASON	CAREER	STREAK
Isaac Cohen	-	1	-

5+ BLOCK GAMES

	SEASON	CAREER	STREAK
--	--------	--------	--------

5+ STEAL GAMES

	SEASON	CAREER	STREAK
Maodo Lo	1	3	-

AP TOP-25

WEEK FIVE • DEC. 7, 2015

#	TEAM	RECORD	PTS
1	Michigan State (62)	9-0	1,617
2	Kansas (1)	6-1	1,442
3	North Carolina (2)	7-1	1,425
4	Iowa State	6-0	1,347
5	Kentucky	7-1	1,325
6	Maryland	7-1	1,299
7	Oklahoma	5-0	1,283
8	Duke	8-1	1,243
9	Villanova	7-0	1,230
10	Virginia	7-1	1,003
11	Purdue	8-0	997
12	Xavier	8-0	930
13	Arizona	7-1	811
14	West Virginia	7-0	615
15	Providence	8-1	548
16	Baylor	6-1	488
17	Miami (FL)	7-1	469
18	Butler	6-1	416
19	SMU	6-0	413
20	Gonzaga	5-2	399
21	Vanderbilt	6-2	377
22	Louisville	6-1	373
23	Cincinnati	8-1	331
24	Oregon	6-1	241
25	Utah	7-1	108

Others receiving votes: Connecticut 82, Syracuse 78, Texas A&M 69, George Washington 60, UNLV 40, UCLA 19, South Carolina 15, Dayton 7, Arkansas-Little Rock 5, Georgetown 4, Florida 4, Pittsburgh 3, Iowa 3, Northwestern 2, Indiana 2, Notre Dame 1, Navy 1

USA TODAY COACHES POLL

WEEK FIVE • DEC. 7, 2015

#	TEAM	RECORD	PTS
1	Michigan State (26)	9-0	765
2	Iowa State (2)	6-0	668
3	North Carolina	7-1	631
4	Kentucky	7-1	626
5	Duke	8-1	620
6	Villanova (2)	7-0	615
7	Kansas	6-1	613
8	Oklahoma	5-0	603
9	Maryland (1)	7-1	602
10	Virginia	7-1	503
11	Purdue	8-0	490
12	Arizona	7-1	407
13	Xavier	8-0	399
14	West Virginia	7-0	371
15	Baylor	6-1	248
16	Vanderbilt	6-2	242
17	Gonzaga	5-2	233
18	Providence	8-1	230
19	Louisville	6-1	199
20	Miami (FL)	7-1	198
21	Butler	6-1	179
22	Cincinnati	8-1	151
23	Oregon	6-1	116
24	Utah	7-1	63
25	Texas A&M	7-2	58

Others receiving votes: Syracuse 47, Connecticut 39, UNLV 33, South Carolina 29, Dayton 20, George Washington 17, Pittsburgh 12, Saint Mary's 11, Iowa 7, Davidson 6, Georgetown 6, UCLA 5, California 4, Florida 3, Indiana 2, LSU 2, Colorado 1, **Kansas State 1**

2015-16 Columbia Opponents in **Bold**



IVY LEAGUE DIGITAL NETWORK

The Ivy League® Digital Network is the multimedia home for all things Columbia men's basketball. All of Columbia's home games (except those blacked out by national TV) and its Ivy League away games can be viewed on the Ivy League Digital Network available at ildn.tv/columbia for computer, mobile and tablet devices. Pricing starts as low as \$9.95 for a one-day pass, and subscription options include monthly, 4-month and annual packages, both single-school and league-wide.

Jerry Recco returns for his 10th season as the voice of the Lions and will be joined by Sal Licata and James Buford. Lance Medow, who handles play-by-play duties will also be on the call for select games.

Follow the Lions broadcast team on Twitter.

Jerry Recco - @JerryRecco

Sal Licata - @SalLicata

James Buford - @jcb1on1

Lance Medow - @LanceMedow



KYLE SMITH

HEAD COACH | SIXTH SEASON
HAMILTON '92

THE SMITH FILE

OVERALL AT COLUMBIA

- Seven All-Ivy League selections
- Four NABC, three All-Metropolitan award winners.

2013-14

- 21 Victories - Most for program since 1967-68.
- Led program to first postseason appearance since 1967-68.
- First winning Ivy League season since 1992-93 in 2013
- Won 14 home games - The most in Levien Gym history.

SITUATIONAL RECORDS

SITUATIONS	W	L
Overall	82	77
Home	51	28
Away	26	49
Neutral	5	1
Ivy League	27	43
Non-Conference	54	35

IVY OPPONENTS	W	L
Brown	5	5
Cornell	7	3
Dartmouth	6	4
Harvard	1	9
Penn	4	6
Princeton	1	9
Yale *	3	8

* Includes 2014 CIT Meeting

Kyle Smith was named Columbia's 22nd head coach of the men's basketball program on May 2, 2010.

Smith's 76 victories in five seasons are the most in such a span since Columbia posted 82 wins from 1967-68 season to 1971-72. It is also the most for a Lions coach in his first five seasons at the helm since Lou Rossini notched 84 wins from 1950-54.

Last season, Columbia was plagued by long-term injuries to starters Grant Mullins and Alex Rosenberg. However, the Lions were still competitive with some of the best programs in the nation, leading No. 1 Kentucky for 27 minutes and holding the Wildcats to 56 points, their lowest output of the season. Maodo Lo emerged as one of the top guards in the Ivy League, earning unanimous all-conference accolades, NABC All-Region honors and an All-Metropolitan second team nod.

Smith guided the Lions to one of the best seasons in school history in 2013-14. Columbia posted a 21-13 overall record and a postseason appearance in the CollegeInsider.com Postseason Tournament, both firsts for the program since the Ivy League Championship season of 1967-68.

The Lions were also dominant at home, winning 14 games, the most in the history of Levien Gymnasium, which opened its doors in 1974. Smith's philosophy of strong shooting was on display throughout the landmark campaign, with the squad hitting 278 3-pointers and converting at a .755 rate (finishing fourth in the NCAA) from the foul line, both new team records.

Individually, every returning player on the 2013-14 roster improved statistically highlighted by All-Ivy League selections Rosenberg and Lo. Rosenberg was named first team All-Ivy League and was Ancient Eight Player of the Week a record setting four times after averaging 16.0 points per game. Lo led the conference in 3-point field goal percentage and netted 14.7 points per contest to earn a second team All-Ivy League selection.

In 2012-13, the Lions knocked off a pair of eventual NCAA Tournament teams after statement wins at Villanova and against Harvard at Levien Gym.

Smith completed the 2011-12 season leading Columbia to its second straight 15-win season, marking the first time a coach compiled back-to-back 15+ win seasons since Tom Penders in 1977-78 and 1978-79. Brian Barbour was named first team All-Ivy League, the second straight season the Lions had a first team All-Ivy selection. Barbour was also an all-region honoree by the National Association of Basketball Coaches.

Smith led the Lions to a 15-13 record in 2010-11, the first winning season for a new Columbia head coach in 33 years. Ten of those wins came at home games at Levien Gymnasium, tied for the most in program history in a single season. The Lions increased their scoring output by more than 10 points per game in 2010-11 and scored more than 70 points 15 different times during the season.

Under Smith's tutelage, a pair of Columbia guards - Noruwa Agho (first team) and Brian Barbour (honorable mention) - were named All-Ivy League. Agho was also recognized on a regional level by the National Association of Basketball Coaches and the Metropolitan Writers Association.

Smith, who was an 18-year veteran assistant coach at the NCAA Division I level, had worked as the associate head men's basketball coach at St. Mary's College (Ca.) of the West Coast Conference (WCC), for nine seasons. At St. Mary's, he played an integral role in building their successful men's basketball program. In 2009-10, the Gaels finished 28-6 and reached the Sweet 16 of the NCAA Division I Men's Basketball Tournament.

When Smith arrived at St. Mary's (Calif.) in 2001, the team had won only two games in the previous season. In his last three years with the Gaels, the school won 81 games. As the associate head coach under Randy Bennett, he was responsible for running the team's offense and coordinating all recruiting activities. He was a vital component of the coaching staff that saw St. Mary's ascend into the Top-25 in 2010.

Before coming to Saint Mary's, Smith spent one season as the top assistant at the Air Force Academy. During his only season with the Falcons, Smith served as the offensive coordinator, recruiting coordinator and helped with player development and scouting.

Before joining the Academy, Smith served an eight-year stint at the University of San Diego from 1992-2000. During his time at San Diego, Smith helped lead the team to the second most victories in school history from 1998-2000. As the Associate Head Coach, Smith helped guide a Torero defense led the West Coast Conference in fewest points allowed (62.6 ppg) and was also ranked among the top 20 in the country in rebounding margin in 1999-2000.

Smith is a 1992 graduate of Hamilton College, where he played basketball, and helped lead the Continentals to a 26-1 record and a #1 ranking in NCAA Division III during his junior season. In his senior season at Hamilton, Smith shot 51.3 percent from three-point range, which still stands as the program record for a single season. That year, Hamilton was ECAC Champions.

Smith holds a master's degree in Educational Leadership from the University of San Diego, where he began his coaching career. He and his wife, Katie, have three sons, Rocco, Bo and Luke. The family resides in Morningside Heights, close to the Columbia campus.



TV/RADIO ROSTER



0 KYLE CASTLIN



1 JEFF COBY



2 ISAAC COHEN




3 GRANT MULLINS




4 RODNEY HUNTER



5 CJ DAVIS



10 QUINTON ADLESH



11 LUKAS MEISNER



12 MAODO LO



13 ALEX ROSENBERG




14 KENDALL JACKSON



15 NATE HICKMAN




21 JOHN SICA



24 PETER BARBA



32 CHRIS MCCOMBER



33 LUKE PETRASEK



44 SHANE EBERLE



52 CONOR VOSS




HEAD COACH
KYLE SMITH
HAMILTON '92



ASST. COACH
DERRICK PHELPS
NORTH CAROLINA '94



ASST. COACH
KEVIN HOVDE
RICHMOND '11



ASST. COACH
ADAM HOOD
AIR FORCE '08

2015-16 BOX SCORES

GAME 1 » COLUMBIA 107, KEAN 62 NOV. 13, 2015 » LEVIEN GYMNASIUM

Kean 62 • 0-1

#	Player	Total		3-Ptr		Rebounds			PF	TP	A	TO	Blk	Stl	Min
		FG-FGA	FG-FGA	FT-FTA	FT-FTA	Off	Def	Tot							
00	Conney, William	f	0-2	0-1	0-0	0	0	0	5	0	0	1	0	0	14
32	Myers, Robbie	f	0-5	0-1	2-2	1	3	4	5	2	0	4	0	0	24
03	Crismond, Jerry	g	3-4	2-2	1-2	0	1	1	2	9	1	1	0	0	20
10	Grek, Kevin	g	3-7	2-4	0-0	1	2	3	0	8	3	3	0	0	21
13	Soulias, Tommy	g	4-13	1-5	2-2	0	2	2	1	11	0	0	0	1	26
04	Williams Jr., Keenan		0-2	0-2	0-0	0	1	1	1	0	1	0	0	0	8
11	Diamond, Mike		0-0	0-0	0-0	0	0	0	0	0	1	0	0	0	0
12	Pollick, Brendan		1-2	0-0	3-4	0	1	1	2	5	0	1	0	0	8
14	Redburn, Lacey		0-3	0-1	0-0	1	0	1	1	0	1	2	0	0	8
20	Schafmeister, Ben		0-0	0-0	0-0	1	0	1	0	0	0	0	0	0	0
21	Watson, Justin		1-5	1-4	1-2	0	0	0	2	4	0	0	0	0	11
23	Thompson, Jodrell		1-3	0-1	2-3	0	2	2	5	4	2	3	0	1	16
25	Muldowey, Adam		0-1	0-1	0-0	0	0	0	0	0	0	1	0	0	8
31	Mienak, Keith		1-1	0-0	0-0	1	0	1	0	2	1	0	0	2	6
33	Bradley, Timothy		5-6	2-2	0-1	1	5	6	3	12	2	1	1	0	22
34	Gomez, Tre		1-1	1-1	0-0	0	0	0	0	3	0	0	0	0	3
45	Connors, Danny		0-2	0-1	2-2	0	1	1	0	2	1	2	0	0	5
Team						5	3	8							
Totals			20-57	9-26	13-18	11	21	32	27	62	12	20	1	4	200
FG % 1st Half:		10-29	34.5%	2nd half:	10-28	35.7%	Game:		20-57	35.1%	Deadball				
3FG % 1st Half:		6-13	46.2%	2nd half:	3-13	23.1%	Game:		9-26	34.6%	Rebounds				
FT % 1st Half:		3-5	60.0%	2nd half:	10-13	76.9%	Game:		13-18	72.2%	1				

Columbia 107 • 1-0

#	Player	Total		3-Ptr		Rebounds			PF	TP	A	TO	Blk	Stl	Min
		FG-FGA	FG-FGA	FT-FTA	FT-FTA	Off	Def	Tot							
02	Cohen, Isaac	f	1-3	0-0	0-1	5	2	7	1	2	2	0	3	1	19
13	Rosenberg, Alex	f	3-11	0-5	4-5	6	4	10	1	10	2	1	0	0	23
52	Voss, Connor	c	2-5	0-0	2-5	6	3	9	2	6	0	1	3	0	18
03	Mullins, Grant	g	4-10	3-9	0-0	0	4	4	3	11	1	2	0	1	16
12	Lo, Maodo	g	4-10	4-9	1-4	0	2	2	1	13	3	1	0	2	19
00	Castlin, Kyle		4-5	0-1	0-1	1	1	2	1	8	1	2	2	0	13
01	Coby, Jeff		0-1	0-1	0-0	0	4	4	0	0	0	0	0	0	4
05	Davis, CJ		7-9	5-6	0-0	1	1	2	3	19	5	1	0	2	15
10	Adlesh, Quinton		3-6	1-4	2-3	0	4	4	0	9	3	0	0	0	10
11	Meisner, Lukas		2-4	0-1	0-3	4	2	6	3	4	0	0	1	0	12
14	Jackson, Kendall		0-2	0-2	1-2	0	0	0	0	1	0	0	0	0	2
15	Hickman, Nate		6-9	2-5	1-2	1	0	1	2	15	3	2	0	1	22
21	Barba, Peter		0-1	0-1	0-0	0	0	0	0	0	0	0	0	0	1
24	Sica, John		0-0	0-0	0-0	1	0	1	1	0	0	0	0	0	1
32	McComber, Chris		1-2	1-2	0-0	2	0	2	1	3	0	1	0	0	7
33	Petrasek, Luke		2-2	0-0	2-3	5	3	8	2	6	3	3	1	3	18
Team						1	0	1							
Totals			39-80	16-46	13-28	30	30	60	21	107	23	14	10	10	200
FG % 1st Half:		17-36	47.2%	2nd half:	22-44	50.0%	Game:		39-80	48.8%	Deadball				
3FG % 1st Half:		4-17	23.5%	2nd half:	12-29	41.4%	Game:		16-46	34.8%	Rebounds				
FT % 1st Half:		10-20	50.0%	2nd half:	3-8	37.5%	Game:		13-28	46.4%	5				

Officials: Darren Moran, Casey Ket, Edward Corbett, Jr.

Technical fouls: Kean-None. Columbia-None.

Attendance: 878

Score by periods	1st	2nd	Total
Kean	29	33	62
Columbia	48	59	107

	In	Off	2nd	Fast	Bench
Points	Paint	T/O	Chance	Break	
KEAN	22	9	6	2	32
COL	44	28	31	6	65

Last FG - KEAN 2nd-00:31, COL 2nd-01:44.

Largest lead - KEAN by 2 1st-19:10, COL by 48 2nd-01:44.

KEAN led for 01:44. COL led for 36:42. Game was tied for 01:34.

Score tied - 2 times.
Lead changed - 3 times.

GAME 2 » COLUMBIA 71, KANSAS STATE 81 NOV. 16, 2015 » BRAMLAGE COLISEUM

Columbia 71 • 1-1

#	Player	Total		3-Ptr		Rebounds			PF	TP	A	TO	Blk	Stl	Min
		FG-FGA	FG-FGA	FT-FTA	FT-FTA	Off	Def	Tot							
13	Rosenberg, Alex	f	5-8	2-5	4-4	1	2	3	4	16	1	2	0	1	28
52	Voss, Connor	c	1-2	0-0	0-0	0	0	0	0	2	0	0	0	0	5
02	Cohen, Isaac	g	1-3	0-0	0-0	4	6	10	2	2	1	1	0	2	33
03	Mullins, Grant	g	2-5	1-3	6-6	0	3	3	5	11	2	1	0	0	27
12	Lo, Maodo	g	3-13	1-7	5-6	0	0	0	3	12	6	5	0	2	38
00	Castlin, Kyle		3-4	0-1	0-0	1	0	1	2	6	0	1	0	0	9
01	Coby, Jeff		0-0	0-0	0-0	0	0	0	0	0	0	0	0	0	0+
05	Davis, CJ		0-1	0-1	0-0	0	0	0	0	0	0	0	0	0	3
11	Meisner, Lukas		0-1	0-1	0-0	0	0	0	0	0	0	0	0	0	0
15	Hickman, Nate		0-3	0-3	1-4	0	0	0	3	1	1	1	0	2	12
32	McComber, Chris		1-1	0-0	0-0	0	0	0	2	2	0	0	0	0	8
33	Petrasek, Luke		7-9	1-3	4-6	2	6	8	1	19	1	3	1	1	34
Team						0	2	2							
Totals			23-50	5-24	20-26	8	19	27	22	71	12	14	1	8	200
FG % 1st Half:		9-23	39.1%	2nd half:	14-27	51.9%	Game:		23-50	46.0%	Deadball				
3FG % 1st Half:		1-12	8.3%	2nd half:	4-12	33.3%	Game:		5-24	20.8%	Rebounds				
FT % 1st Half:		16-18	88.9%	2nd half:	4-8	50.0%	Game:		20-26	76.9%	2.2				

Kansas State 81 • 2-0

#	Player	Total		3-Ptr		Rebounds			PF	TP	A	TO	Blk	Stl	Min
		FG-FGA	FG-FGA	FT-FTA	FT-FTA	Off	Def	Tot							
32	WADE, Dean	f	7-10	3-5	0-0	0	2	2	2	17	1	2	0	2	34
01	HURT, Stephen	f	5-9	0-2	0-0	1	5	6	2	10	0	1	0	0	24
43	STOKES, Kamau	g	2-10	2-6	5-6	0	4	4	2	11	4	3	0	0	34
04	WARD, Justin	g	5-6	2-3	7-9	4	2	6	4	19	7	1	0	3	32
25	IWUNDU, Wesley	g	7-14	0-2	2-3	2	2	4	2	16	4	3	0	1	36
02	ERVIN II, Carbe		0-1	0-0	0-0	2	0	2	0	0	0	0	0	0	6
04	JOHNSON, D.J.		3-4	0-0	0-1	3	3	6	5	6	0	2	0	0	9
06	BROWN, Barry		1-5	0-3	0-0	1	0	1	1	2	0	2	0	0	14
33	ROHLER, Brian		0-0	0-0	0-0	0	0	0	0	0	0	0	0	0	0+
35	BUDKE, Austin		0-1	0-1	0-1	0	3	3	3	0	1	0	0	0	11
Team						1	2	3							
Totals			30-60	7-22	14-20	14	23	37	21	81	17	14	0	6	200
FG % 1st Half:		16-33	48.5%	2nd half:	14-27	51.9%	Game:		30-60	50.0%	Deadball				
3FG % 1st Half:		3-13	23.1%	2nd half:	4-9	44.4%	Game:		7-22	31.8%	Rebounds				
FT % 1st Half:		5-8	62.5%	2nd half:	9-12	75.0%	Game:		14-20	70.0%	1				

Officials: Gerry Pollard, Terry Oglesby, Jon Stigliano

Technical fouls: Columbia-None. Kansas State-None.

Attendance: 11368

Opening Games of the CBE Hall of Fame Classic

Score by periods	1st	2nd	Total
Columbia	35	36	71
Kansas State	40	41	81

	In	Off	2nd	Fast	Bench
Points	Paint	T/O	Chance	Break	
COL	38	25	16	8	28
KS	38	25	16	8	8

2015-16 BOX SCORES

GAME 5 » COLUMBIA 70, WOFFORD 59 NOV. 24, 2015 » LEVIEN GYMNASIUM

Wofford 59 • 1-3

#	Player		Total			3-Ptr			Rebounds			PF	TP	A	TO	Blk	Stl	Min	
			FG-FGA	FG-FGA	FT-FTA	Off	Def	Tot	Off	Def	Tot								
24	Gordon, Justin	f	7-13	0-1	0-2	3	1	4	3	14	5	4	0	0	0	0	29		
31	Neumann, CJ	f	1-3	0-0	1-3	1	3	4	2	3	1	2	1	0	0	0	32		
05	Garcia, Eric	g	2-4	1-3	1-1	0	3	3	1	6	2	2	0	0	0	0	31		
12	Collins, Spencer	f	5-12	1-3	2-3	0	1	1	2	13	2	1	0	0	0	0	36		
20	Allen, Jaylen	g	2-4	1-2	1-2	0	3	3	4	6	2	0	0	2	2	2	24		
01	Brooks, Derrick	g	2-3	1-1	0-0	0	1	1	1	5	0	2	0	0	0	0	15		
03	Magee, Fletcher	g	2-3	2-2	0-0	0	3	3	3	6	0	1	0	0	0	0	14		
35	Sawvell, Ryan	g	0-0	0-0	0-0	0	2	2	0	0	0	0	0	0	0	0	4		
50	Pegram, Matthew	g	3-8	0-0	0-0	1	1	2	0	6	0	1	0	0	0	0	15		
Team						1	1	2											
Totals			24-50	6-12	5-11	6	19	25	16	59	12	13	1	2	2	200			
FG % 1st Half:			11-25	44.0%	2nd half:	13-25	52.0%	Game:	24-50	48.0%									Deadball Rebounds 2
3FG % 1st Half:			4-5	80.0%	2nd half:	2-7	28.6%	Game:	6-12	50.0%									
FT % 1st Half:			1-3	33.3%	2nd half:	4-8	50.0%	Game:	5-11	45.5%									

FG % 1st Half: 11-25 44.0% 2nd half: 13-25 52.0% Game: 24-50 48.0%
3FG % 1st Half: 4-5 80.0% 2nd half: 2-7 28.6% Game: 6-12 50.0%
FT % 1st Half: 1-3 33.3% 2nd half: 4-8 50.0% Game: 5-11 45.5%

Columbia 70 • 3-2

#	Player		Total			3-Ptr			Rebounds			PF	TP	A	TO	Blk	Stl	Min	
			FG-FGA	FG-FGA	FT-FTA	Off	Def	Tot	Off	Def	Tot								
13	Rosenberg, Alex	f	4-6	3-5	3-4	2	0	2	2	14	1	1	0	0	24				
33	Petrasek, Luke	f	2-5	0-2	4-4	0	4	4	2	8	0	1	2	2	25				
02	Cohen, Isaac	g	2-6	1-1	0-0	2	3	5	2	5	9	2	0	0	33				
03	Mullins, Grant	g	3-5	2-2	3-4	0	5	5	1	11	3	0	0	1	30				
12	Lo, Maodo	g	5-9	0-3	1-1	0	2	2	1	11	1	5	0	0	32				
00	Castlin, Kyle		2-5	0-1	1-2	1	1	2	2	5	0	2	0	0	20				
01	Coby, Jeff		3-6	0-1	1-2	2	3	5	1	7	1	0	0	0	10				
05	Davis, CJ		0-1	0-0	0-0	0	0	0	1	0	0	0	0	0	5				
11	Meisner, Lukas		1-1	0-0	0-0	0	3	3	0	2	0	1	0	1	6				
15	Hickman, Nate		3-4	1-2	0-0	0	2	2	2	7	0	0	0	1	15				
Team						0	0	0											
Totals				25-48	7-17	13-17	7	23	30	14	70	15	12	2	5	200			
FG % 1st Half:			10-24	41.7%	2nd half:	15-24	62.5%	Game:	25-48	52.1%				Deadball					
3FG % 1st Half:			2-7	28.6%	2nd half:	5-10	50.0%	Game:	7-17	41.2%				Rebounds					
FT % 1st Half:			2-4	50.0%	2nd half:	11-13	84.6%	Game:	13-17	76.5%				1.1					

FG % 1st Half: 10-24 41.7% 2nd half: 15-24 62.5% Game: 25-48 52.1%
3FG % 1st Half: 2-7 28.6% 2nd half: 5-10 50.0% Game: 7-17 41.2%
FT % 1st Half: 2-4 50.0% 2nd half: 11-13 84.6% Game: 13-17 76.5%

Officials: Jim Bruno, John Gwynn, Frankie Bordeaux
Technical fouls: Wofford-None. Columbia-None.
Attendance: 840

Score by periods	1st	2nd	Total
Wofford	27	32	59
Columbia	24	46	70

Points	In	Off	2nd	Fast	Bench
WOF	24	12	8	0	17
COL	35	15	5	7	21

Last FG - WOF 2nd-00:52, COL 2nd-00:23.
Largest lead - WOF by 8 1st-17:32, COL by 12 2nd-02:04.
WOF led for 19:59. COL led for 16:59. Game was tied for 03:02.

GAME 6 » COLUMBIA 81, FAIRFIELD 82 (OT) NOV. 27, 2015 » ALUMNI HALL

Columbia 81 • 3-3

#	Player		Total			3-Ptr			Rebounds			PF	TP	A	TO	Blk	Stl	Min	
			FG-FGA	FG-FGA	FT-FTA	Off	Def	Tot	Off	Def	Tot								
13	Rosenberg, Alex	f	5-15	3-7	5-6	1	1	2	4	18	1	4	0	1	35				
33	Petrasek, Luke	f	6-7	1-1	0-1	1	2	3	2	13	2	1	0	1	34				
02	Cohen, Isaac	g	1-3	0-0	0-1	4	5	9	1	2	2	1	0	0	27				
03	Mullins, Grant	g	6-12	4-8	2-3	1	3	4	3	18	4	1	0	0	3	42			
12	Lo, Maodo	g	8-21	6-17	1-2	1	5	6	2	23	2	1	0	1	34				
00	Castlin, Kyle		0-0	0-0	1-2	0	0	0	0	1	0	1	0	0	11				
01	Coby, Jeff		0-3	0-0	0-0	1	3	4	1	0	0	0	0	0	9				
05	Davis, CJ		0-3	0-3	0-0	0	1	1	1	0	0	0	0	0	6				
11	Meisner, Lukas		1-2	1-2	0-0	1	3	4	3	3	0	1	0	0	12				
15	Hickman, Nate		0-3	0-3	3-4	1	2	3	2	3	2	2	0	1	15				
Team						4	4	8											
Totals				27-69	15-41	12-19	15	29	44	19	81	14	12	0	7	225			
FG % 1st Half: 10-31			32.3%	2nd half: 14-29	48.3%	OT: 3-9	33.3%	Game: 27-69	39.1%	Deadball									
3FG % 1st Half: 5-18			27.8%	2nd half: 8-18	44.4%	OT: 2-5	40.0%	Game: 15-41	36.6%	Rebounds									
FT % 1st Half: 8-12			66.7%	2nd half: 3-5	60.0%	OT: 1-2	50.0%	Game: 12-19	63.2%	3									

FG % 1st Half: 10-31 32.3% 2nd half: 14-29 48.3% OT: 3-9 33.3% Game: 27-69 39.1%
3FG % 1st Half: 5-18 27.8% 2nd half: 8-18 44.4% OT: 2-5 40.0% Game: 15-41 36.6%
FT % 1st Half: 8-12 66.7% 2nd half: 3-5 60.0% OT: 1-2 50.0% Game: 12-19 63.2%

Fairfield University 82 • 3-3

#	Player	Total			3-Ptr			Rebounds			PF	TP	A	TO	Blk	Stl	Min
		FG-FGA	FG-FGA	FT-FTA	Off	Def	Tot										
13	Kasibabu, Jonathan	f	3-6	0-0	0-0	0	4	4	3	6	1	1	1	0		22	
14	Gilbert, Marcus	f	11-16	5-7	6-7	2	2	4	1	33	0	3	1	0		42	
02	Johnson, Jerry	g	1-2	0-0	0-1	0	0	0	0	2	0	1	0	0		12	
03	Nelson, Tyler	g	3-16	1-8	4-4	0	1	1	0	11	5	4	0	2		44	
33	Cobb, Curtis	g	0-2	0-1	0-0	0	1	1	0	0	0	1	0	0		6	
05	King Jr., Scott	g	1-3	1-3	1-2	0	3	3	3	4	2	1	0	0		13	
25	Smith, Steve	g	2-4	2-4	0-0	0	4	4	2	6	1	0	0	0		22	
34	Miln, Matija	g	3-6	0-3	4-5	2	9	11	4	10	3	0	1	0		38	
35	Johnson, Coleman	g	2-2	0-0	0-0	0	4	4	3	4	1	1	0	0		17	
40	Degnan, Kevin	g	2-3	2-3	0-0	1	1	2	1	6	0	0	0	0		9	
Team						1	2	3									
Totals			28-60	11-29	15-19	6	31	37	17	82	13	12	3	2		225	
FG % 1st Half: 13-30		43.3%	2nd half: 14-27	51.9%	OT: 1-3	33.3%	Game: 28-60	46.7%	Deadball								
3FG % 1st Half: 8-16		50.0%	2nd half: 3-12	25.0%	OT: 0-1	0.0%	Game: 11-29	37.9%	Rebounds								
FT % 1st Half: 2-4		50.0%	2nd half: 5-7	71.4%	OT: 0-8	100.0%	Game: 15-19	78.9%	1								

FG % 1st Half: 13-30 43.3% 2nd half: 14-27 51.9% OT: 1-3 33.3% Game: 28-60 46.7%
3FG % 1st Half: 8-16 50.0% 2nd half: 3-12 25.0% OT: 0-1 0.0% Game: 11-29 37.9%
FT % 1st Half: 2-4 50.0% 2nd half: 5-7 71.4% OT: 8-8 100.0% Game: 15-19 78.9%

Officials: Rob Riley, Josh White, Carl Luciano
Technical fouls: Columbia-None. Fairfield University-None.
Attendance: 1887

Score by periods	1st	2nd	OT	Total
Columbia	33	39	9	81
Fairfield University	36	36	10	82

Points	In	Off	2nd	Fast	Bench
COL	24	8	11	6	7
FFD	28	9	6	4	30

Last FG - COL OT-00:26, FFD OT-01:48.
Largest lead - COL by 5 2nd-13:52, FFD by 6 1st-05:07.
COL led for 18:40. FFD led for 18:03. Game was tied for 08:08.

GAME 7 » COLUMBIA 69, LONGWOOD 70 NOV. 28, 2015 » LEVIEN GYMNASIUM

Columbia 69 • 1-2

#	Player		Total			3-Ptr			Rebounds			PF	TP	A	T	Blk	Stl	Min	
			FG-FGA	FG-FGA	FT-FTA	Off	Def	Tot	Off	Def	Tot								
13	Rosenberg, Alex	f	6-13	2-5	3-7	3	2	5	0	17	4	1	0	1	41				
33	Petrasek, Luke	f	4-11	1-3	6-9	3	5	8	2	15	4	0	0	0	39				
12	Lo, Maodo	g	4-9	1-3	0-0	0	1	1	4	9	3	1	0	0	26				
2	Cohen, Isaac	g	2-4	0-2	0-0	1	2	3	1	4	1	3	0	0	30				
3	Mullins, Grant	g	6-10	4-7	6-6	0	4	4	5	22	6	2	0	0	38				
0	Castlin, Kyle		3-6	2-3	3-6	2	5	7	2	11	2	1	0	1	33				
1	Coby, Jeff		0-0	0-0	0-0	0	1	1	2	0	0	0	0	0	6				
10	Adlesh, Quinton		0-0	0-0	0-0	0	0	0	0	0	0	0	0	0	1				
32	McComber, Chris		0-1	0-1	0-0	0	0	0	3	0	0	0	0	0	3				
5	Davis, CJ		1-1	0-0	0-0	0	0	0	0	2	0	0	0	0	5				
52	Voss, Conor		0-0	0-0	0-0	0	0	0	0	0	0	1	0	0	3				
Team						1	1	2											
Totals				26-55	10-24	18-28	10	21	31	19	80	20	11	0	6	225			
FG % 1st Half: 13-27			48.1%	2nd half: 13-26	50.0%	OT: 0-2	0.0%	Game: 26-55	47.3%	Deadball									
3FG % 1st Half: 7-17			41.2%	2nd half: 3-6	50.0%	OT: 0-1	0.0%	Game: 10-24	41.7%	Rebound									
FT % 1st Half: 2-4			50.0%	2nd half: 10-16	62.5%	OT: 6-8	75.0%	Game: 18-28	64.3%	5									

FG % 1st Half: 13-27 48.1% 2nd half: 13-28 50.0% OT: 0-2 0.0% Game: 26-55 47.3%
3FG % 1st Half: 7-17 41.2% 2nd half: 3-6 50.0% OT: 0-1 0.0% Game: 10-24 41.7%
FT % 1st Half: 2-4 50.0% 2nd half: 10-16 62.5% OT: 6-8 75.0% Game: 18-28 64.3%

Northwestern 83 • 3-0

#	Player		Total			3-Ptr			Rebounds			PF	TP	A	T	Blk	Stl	Min
			FG-FGA	FG-FGA	FT-FTA	Off	Def	Tot										
34	Lumpkin, Sanjay	f	1-3	1-3	0-0	0	2	2	5	3	2	0	1	1	24			
25	Falzon, Aaron	f	1-7	1-5	2-5	1	2	3	4	5	0	1	0	0	32			
32	Olah, Alex	c	4-6	0-0	0-1	4	3	7	5	8	2	1	1	0	35			
14	Demps, Tre	g	9-19	4-8	0-1	0	3	3	0	22	6	2	0	0	45			
30	McIntosh, Bryant	g	11-17	5-6	5-6	0	3	3	1	32	6	5	0	0	43			
1	van Zegeren, Joey		1-1	0-0	0-0	4	2	6	3	2	1	4	0	1	10			
20	Lindsey, Scottie		0-1	0-1	0-0	0	0	0	1	0	0	1	1	0	7			
32	Ash, Jordan		0-0	0-0	0-0	0	0	0	0	0	0	0	0	0	0+			
23	Taphorn, Nathan		2-3	2-3	0-0	0	4	4	2	6	2	0	0	0	14			
44	Skelly, Gavin		2-2	0-0	1-1	2	3	5	1	5	0	0	2	1	15			
Team						1	2	3										
Totals				31-59	13-26	8-14	12	24	36	22	83	19	15	5	3	225		
FG % 1st Half: 11-24			45.8%	2nd half: 18-29	62.1%	OT: 2-6	33.3%	Game: 31-59	52.5%	Deadball								
3FG % 1st Half: 6-13			46.2%	2nd half: 6-10	60.0%	OT: 1-3	33.3%	Game: 13-26	50.0%	Rebound								
FT % 1st Half: 0-2			0.0%	2nd half: 4-6	66.7%	OT: 4-6	66.7%	Game: 8-14	57.1%	1								

2015-16 BOX SCORES

GAME 9 » COLUMBIA 68, ST. JOE'S 70 DEC. 4, 2015 » LEVIEN GYMNASIUM

Saint Joseph's 80 • 5-2

#	Player	Total		3-Ptr		Rebounds			PF	TP	A TO Blk Stl				Min
		FG-FGA	FT-FTA	FG-FGA	FT-FTA	Off	Def	Tot			A	TO	Blk	Stl	
02	Brown, Aaron	11-16	3-4	1-1	3 2 5	1	26	0 0 0 1	34						
15	Miles, Isaiah	5-11	1-5	4-5	3 4 7	2	15	3 1 3 0	38						
04	Oliva, Pierfrancesco	0-2	0-1	0-0	2 2 4	2	0	2 1 1 2	11						
21	Newkirk, Shavar	1-5	0-0	2-2	0 1 1	2	4	5 2 0 0	24						
03	Bembry, DeAndre'	4-14	2-8	2-2	1 8 9	1	12	8 0 3 0	37						
40	Kimble, Lamarr	2-4	0-2	2-2	0 1 1	0	6	2 0 0 1	16						
11	Clover, Chris	0-1	0-1	0-0	0 0 0	0	0	0 0 0 0	3						
12	Ndao, Papa	3-4	3-4	0-0	0 0 0	4	9	0 2 0 0	9						
23	Lodge, Markell	0-0	0-0	0-0	0 0 0	0	0	0 0 0 0	3						
25	Demery, James	4-8	0-2	0-0	2 3 5	1	8	1 1 0 1	25						
Team					1 3 4			1							
Totals		30-65	9-27	11-12	12 24 36	13	80	21 8 7 5	200						
FG % 1st Half: 11-33		33.3%	2nd half: 19-32	59.4%	Game: 30-65	46.2%	Deadball Rebounds								
3FG % 1st Half: 3-12		25.0%	2nd half: 6-15	40.0%	Game: 9-27	33.3%									
FT % 1st Half: 3-3		100.0%	2nd half: 8-9	88.9%	Game: 11-12	91.7%									

Columbia 78 • 4-5

#	Player	Total		3-Ptr		Rebounds			PF	TP	A TO Blk Stl				Min
		FG-FGA	FT-FTA	FG-FGA	FT-FTA	Off	Def	Tot			A	TO	Blk	Stl	
13	Rosenberg, Alex	7-11	2-5	5-6	2 4 6	2	21	0 2 0 0	33						
33	Petrasek, Luke	2-2	0-0	1-1	0 2 2	2	5	2 3 1 1	12						
00	Castlin, Kyle	2-4	1-1	0-0	1 3 4	2	5	0 1 0 0	24						
03	Mullins, Grant	4-9	1-4	1-2	0 1 1	2	10	4 0 0 0	27						
12	Lo, Maodo	9-19	3-7	0-0	1 1 2	1	21	6 3 0 2	37						
01	Coby, Jeff	4-8	1-2	2-2	0 5 5	1	11	1 0 1 0	25						
05	Davis, CJ	0-1	0-0	0-0	0 0 0	0	0	1 0 0 0	3						
11	Meisner, Lukas	2-5	1-2	0-0	3 6 9	2	5	1 0 1 0	26						
15	Hickman, Nate	0-4	0-1	0-0	0 1 1	0	0	0 1 0 0	13						
Team					3 1 4										
Totals		30-63	9-22	9-11	10 24 34	12	78	15 10 3 3	200						
FG % 1st Half: 12-31		38.7%	2nd half: 18-32	56.3%	Game: 30-63	47.6%	Deadball Rebounds								
3FG % 1st Half: 4-12		33.3%	2nd half: 5-10	50.0%	Game: 9-22	40.9%									
FT % 1st Half: 2-2		100.0%	2nd half: 7-9	77.8%	Game: 9-11	81.8%									

Officials: Dwayne Gladden, Dennis Allocco, Gary Pucino

Technical fouls: Saint Joseph's-Demery, James. Columbia-Mullins, Grant.

Attendance: 1088

0:42, 2nd half - technical foul #3 (COL)

0:42, 2nd half - dead ball contact technical foul #25 (SJU)

Score by periods	1st	2nd	Total
Saint Joseph's	28	52	80
Columbia	30	48	78

	In Paint	Off T/O	2nd Chance	Fast Break	Bench
Points	37	11	16	11	23
SJU	38	8	17	2	16
COL					

Last FG - SJU 2nd-01:49, COL 2nd-00:08.

Largest lead - SJU by 8 2nd-08:04, COL by 6 2nd-18:52.

SJU led for 20:12, COL led for 16:29. Game was tied for 03:19.

Score tied - 6 times.

Lead changed - 13 times.

GAME 10 » COLUMBIA 82, DELAWARE 69 DEC. 6, 2015 » LEVIEN GYMNASIUM

Delaware 69 • 4-3

#	Player	Total		3-Ptr		Rebounds			PF	TP	A TO Blk Stl				Min
		FG-FGA	FT-FTA	FG-FGA	FT-FTA	Off	Def	Tot			A	TO	Blk	Stl	
21	King-Davis, Marvin	4-9	0-0	5-6	3 4 7	1	13	1 0 1 0	39						
15	Jeffers, Maurice	0-3	0-0	0-0	1 4 5	3	0	1 5 2 0	23						
03	Mosley, Anthony	1-2	0-0	0-0	0 1 1	4	2	1 4 1 1	22						
10	McRoy, Curtis	2-2	2-2	0-0	0 4 4	5	6	2 0 0 0	23						
22	Hayes, Cazmon	8-17	5-13	3-4	0 5 5	3	24	3 1 1 0	40						
01	Holden, Kory	7-17	2-4	7-10	0 3 3	1	23	4 2 0 1	35						
02	Harris, Barnett	0-0	0-0	0-0	0 0 0	3	0	0 0 0 0	4						
23	Johnson, Skye	0-0	0-0	1-2	0 1 1	3	1	0 0 0 0	14						
Team					1 4 5										
Totals		22-50	9-19	16-22	5 26 31	23	69	12 12 5 2	200						
FG % 1st Half: 14-27		51.9%	2nd half: 8-23	34.8%	Game: 22-50	44.0%	Deadball Rebounds								
3FG % 1st Half: 7-12		58.3%	2nd half: 2-7	28.6%	Game: 9-19	47.4%									
FT % 1st Half: 3-5		60.0%	2nd half: 13-17	76.5%	Game: 16-22	72.7%									

Columbia 82 • 5-5

#	Player	Total		3-Ptr		Rebounds			PF	TP	A TO Blk Stl				Min
		FG-FGA	FT-FTA	FG-FGA	FT-FTA	Off	Def	Tot			A	TO	Blk	Stl	
13	Rosenberg, Alex	2-8	0-5	1-4	2 1 3	1	5	1 1 0 0	27						
33	Petrasek, Luke	5-7	2-3	4-4	0 5 5	3	16	2 1 1 0	27						
00	Castlin, Kyle	3-8	0-1	0-0	0 3 3	2	6	1 1 0 1	21						
03	Mullins, Grant	5-10	1-4	4-7	1 3 4	2	15	3 0 0 1	35						
12	Lo, Maodo	5-14	2-9	5-6	0 4 4	3	17	3 1 3 2	35						
01	Coby, Jeff	1-2	1-1	2-2	0 0 0	2	5	2 0 0 0	10						
05	Davis, CJ	0-0	0-0	0-0	0 1 1	1	1	0 0 0 0	4						
11	Meisner, Lukas	5-7	3-5	2-2	1 6 7	2	15	1 1 0 0	26						
15	Hickman, Nate	1-1	0-0	1-1	1 1 2	1	3	1 0 0 0	12						
52	Voss, Connor	0-0	0-0	0-0	0 0 0	1	0	0 1 1 0	3						
Team					3 2 5										
Totals		27-57	9-28	19-26	8 26 34	18	82	14 6 5 6	200						
FG % 1st Half: 12-28		42.9%	2nd half: 15-29	51.7%	Game: 27-57	47.4%	Deadball Rebounds								
3FG % 1st Half: 4-13		30.8%	2nd half: 5-15	33.3%	Game: 9-28	32.1%									
FT % 1st Half: 4-9		44.4%	2nd half: 15-17	88.2%	Game: 19-26	73.1%									

Officials: Bill McCarthy, Bob Adams, Paul Faia

Technical fouls: Delaware-TEAM. Columbia-None.

Attendance: 989

Score by periods	1st	2nd	Total
Delaware	38	31	69
Columbia	32	50	82

	In Paint	Off T/O	2nd Chance	Fast Break	Bench
Points	22	12	4	2	24
DELAWARE	32	10	10	11	23
COL					

Last FG - DELAWARE 2nd-00:39, COL 2nd-00:12.

Largest lead - DELAWARE by 9 1st-13:37, COL by 13 2nd-00:12.

DELAWARE led for 20:59, COL led for 16:32. Game was tied for 02:29.

Score tied - 5 times.

Lead changed - 8 times.

GAME 11 » COLUMBIA 72, MANHATTAN 71 DEC. 9, 2015 » DRADDY GYMNASIUM

Columbia 72 • 6-5

#	Player	Total		3-Ptr	Rebounds			PF	TP	A TO Blk Stl				Min
		FG-FGA	FT-FTA	FG-FGA	Off	Def	Tot			A	TO	Blk	Stl	
13	Rosenberg, Alex	3-12	0-1	13-16	3	2	5	3	19	5	0	1	0	35
33	Petrasek, Luke	11-17	1-3	3-4	0	4	4	1	26	0	1	0	0	32
00	Castlin, Kyle	0-1	0-1	2-4	1	2	3	4	2	1	4	0	0	25
03	Mullins, Grant	1-1	0-0	0-0	1	2	3	4	2	3	1	0	0	24
12	Lo, Maodo	4-9	2-6	2-4	0	1	1	3	12	2	2	0	3	34
01	Coby, Jeff	3-6	0-0	0-0	2	3	5	3	6	3	0	0	0	17
05	Davis, CJ	1-3	0-2	0-0	0	5	5	1	2	1	1	0	0	17
10	Adlesh, Quinton	0-0	0-0	0-0	0	0	0	0	0	0	0	0	0	2
11	Meisner, Lukas	1-2	1-1	0-0	1	2	3	5	3	1	0	0	0	9
15	Hickman, Nate	0-2	0-2	0-0	0	0	0	1	0	0	0	0	1	5
Team					1	2	3			1				
Totals		24-53	4-16	20-28	9	23	32	25	72	16	10	1	4	200
FG % 1st Half: 10-26		38.5%	2nd half: 14-27	51.9%	Game: 24-53	45.3%	Deadball Rebounds							
3FG % 1st Half: 0-6		0.0%	2nd half: 4-10	40.0%	Game: 4-16	25.0%								
FT % 1st Half: 6-9		66.7%	2nd half: 14-19	73.7%	Game: 20-28	71.4%	1.1							



KYLE CASTLIN

SOPHOMORE | GUARD | 6-4 | 195
MARIETTA, GA. | HILLGROVE

0

15-16 HIGHS

POINTS.....11, at Northwestern (11/20/15)
FG MADE.....4, vs Kean (11/13/15)
FG ATT.....8, vs. Delaware (12/6/15)
3PT MADE.....2, at Northwestern (11/20/15)
3PT ATT.....3, twice, last vs. Longwood (11/28/15)
FT MADE.....6, at Northwestern (11/20/15)
FT ATT.....4, 3x, last at Manhattan (12/9/15)
REBOUNDS.....7, at Northwestern (11/20/15)
ASSISTS.....2, 3x, last at Bucknell (12/2/15)
STEALS.....1, 3x, last vs. Delaware (12/6/15)
BLOCKS.....2, vs. Kean (11/13/15)
MINUTES.....33, at Northwestern (11/20/15)

CAREER HIGHS

POINTS.....21, vs. Brown (1/31/15)
FG MADE.....8, vs. Brown (1/31/15)
FG ATT.....13, twice, last at Princeton (3/7/15)
3PT MADE.....3, vs. Penn (2/7/15)
3PT ATT.....6, at Dartmouth (2/14/15)
FT MADE.....13, vs. Fairleigh Dickinson (11/25/14)
FT ATT.....14, vs. Fairleigh Dickinson (11/25/14)
REBOUNDS.....9, twice, last vs. Dartmouth (2/27/15)
ASSISTS.....6, vs. Dartmouth (2/27/15)
STEALS.....3, vs. Brown (1/31/15)
BLOCKS.....2, vs. Kean (11/13/15)
MINUTES.....37, at Penn (3/6/15)

CAREER HIGHLIGHTS

- Led all Ivy League rookies, averaging 10.3 points in 2014-15.

2015-16 HIGHLIGHTS

-

Date	Opponent	GS	Min	TOTAL			3-PTS			FT	FTA	Pct	REBOUNDS				PF	FO	A	TO	Blk	Stl	Pts	Avg
				FG	FGA	Pct	3FG	FGA	Pct				Off	Def	Tot	Avg								
11/13	KEAN		13	4	5	.800	0	1	.000	0	1	.000	1	1	2	2.0	1	0	1	2	2	0	8	8.0
11/16	at Kansas State		9	3	4	.750	0	1	.000	0	0	.000	1	0	1	1.5	2	0	0	1	0	0	6	7.0
11/20	at Northwestern		33	3	6	.500	2	3	.667	3	6	.500	2	5	7	3.3	2	0	2	1	0	1	11	8.3
11/22	LEHIGH		17	1	2	.500	0	0	.000	3	4	.750	1	2	3	3.3	1	0	2	2	0	0	5	7.5
11/24	WOFFORD		20	2	5	.400	0	1	.000	1	2	.500	1	1	2	3.0	2	0	0	2	0	0	5	7.0
11/27	at Fairfield		11	0	0	.000	0	0	.000	1	2	.500	0	0	0	2.5	0	0	0	1	0	0	1	6.0
11/28	LONGWOOD		24	1	7	.143	1	3	.333	2	2	1.000	2	3	5	2.9	0	0	1	1	0	0	5	5.9
12/2	at Bucknell	*	26	3	6	.500	1	2	.500	3	4	.750	1	4	5	3.1	3	0	2	0	0	1	10	6.4
12/4	ST. JOSEPH'S	*	24	2	4	.500	1	1	1.000	0	0	.000	1	3	4	3.2	2	0	0	1	0	0	5	6.2
12/6	DELAWARE	*	21	3	8	.375	0	1	.000	0	0	.000	0	3	3	3.2	2	0	1	1	0	1	6	6.2
12/9	at Manhattan	*	25	0	1	.000	0	1	.000	2	4	.500	1	2	3	3.2	4	0	1	4	0	0	2	5.8
12/12	NJIT																							
12/14	ROBERT MORRIS																							
12/28	HOWARD																							
1/2	at Stony Brook																							
1/6	UMES																							
1/9	CENTRAL PENN																							
1/16	CORNELL *																							
1/23	at Cornell *																							
1/29	at Dartmouth *																							
1/30	at Harvard *																							
2/5	at Yale *																							
2/6	at Brown *																							
2/12	PENN *																							
2/13	PRINCETON *																							
2/19	HARVARD *																							
2/26	at Princeton *																							
2/27	at Penn *																							
3/4	BROWN *																							
3/5	YALE *																							

Season	GP	GS	Min	Avg	TOTAL			3-PTS			FT	FTA	Pct	REBOUNDS				PF	FO	A	TO	Blk	Stl	Pts	Avg
					FG	FGA	Pct	3FG	FGA	Pct				Off	Def	Tot	Avg								
2014-15	28	28	747	26.7	101	220	.459	24	64	.375	63	78	.808	53	65	118	4.2	48	0	27	35	8	22	289	10.3
2015-16	11	4	223	20.3	22	48	.458	5	14	.357	15	25	.600	11	24	35	3.2	19	0	10	16	2	3	64	5.8
TOTAL	39	32	970	24.9	123	268	.459	29	78	.372	78	103	.757	64	89	153	3.9	67	0	37	51	10	25	353	9.1



JEFF COBY

JUNIOR | FORWARD | 6-8 | 223
PEMBROKE PINES, FLA.
CHOATE ROSEMARY HALL | SAGEMONT

1

15-16 HIGHS

POINTS.....11, vs. Saint Joseph's (12/4/15)
FG MADE.....4, vs. Saint Joseph's (12/4/15)
FG ATT.....8, vs. Saint Joseph's (12/4/15)
3PT MADE.....1, 3x, last vs. Delaware (12/6/15)
3PT ATT..2, twice, last vs. vs. Saint Joseph's (12/4/15)
FT MADE.....2, 3x, last vs. Delaware (12/6/15)
FT ATT.....3, at Bucknell (12/2/15)
REBOUNDS.....6, at Bucknell (12/2/15)
ASSISTS.....3, at Manhattan (12/9/15)
STEALS.....N/A
BLOCKS....1, twice, last vs. Saint Joseph's (12/4/15)
MINUTES.....25, vs. Saint Joseph's (12/4/15)

CAREER HIGHS

POINTS.....16, at Lehigh (11/23/14)
FG MADE.....6, at Lehigh (11/23/14)
FG ATT.....12, at Lehigh (11/23/14)
3PT MADE.....2, 3x, last at Brown (2/20/15)
3PT ATT.....5, twice, last at Brown (2/20/15)
FT MADE.....6, twice, last vs. Brown (11/22/13)
FT ATT.....7, at Portland (11/22/13)
REBOUNDS.....12, at Lehigh (11/23/14)
ASSISTS.....4, vs. Yale (1/30/15)
STEALS.....2, 3x, last at Cornell (1/17/15)
BLOCKS.....3, twice, last at Penn (3/6/15)
MINUTES.....27, at Cornell (1/17/15)

2015-16 HIGHLIGHTS

•

Date	Opponent	GS	Min	TOTAL				3-PTS				FT	FTA	Pct	REBOUNDS							PF	FO	A	TO	Blk	Stl	Pts	Avg
				FG	FGA	Pct	3FG	FGA	Pct	Off	Def				Tot	Avg													
11/13	KEAN		4	0	1	.000	0	1	.000	0	0	.000	0	4	4	4.0	0	0	0	0	0	0	0	0	0	0	0	0.0	
11/16	at Kansas State		0	0	0	.000	0	0	.000	0	0	.000	0	0	0	2.0	0	0	0	0	0	0	0	0	0	0	0	0.0	
11/20	at Northwestern		6	0	0	.000	0	0	.000	0	0	.000	0	1	1	1.7	2	0	0	0	0	0	0	0	0	0	0	0.0	
11/22	LEHIGH		13	1	3	.333	1	1	1.000	2	2	1.000	2	3	5	2.5	2	0	0	1	0	0	1	0	0	5	1.3		
11/24	WOFFORD		10	3	6	.500	0	1	.000	1	2	.500	2	3	5	3.0	1	0	1	0	0	0	0	0	0	7	2.4		
11/27	at Fairfield		9	0	3	.000	0	0	.000	0	0	.000	1	3	4	3.2	1	0	0	0	0	0	0	0	0	0	2.0		
11/28	LONGWOOD		13	1	5	.200	0	2	.000	0	1	.000	1	3	4	3.3	0	0	0	0	0	0	1	0	2	2.0			
12/2	at Bucknell	*	17	1	1	1.000	0	0	.000	1	3	.333	2	4	6	3.6	4	0	2	1	0	0	0	0	3	2.1			
12/4	ST. JOSEPH'S		25	4	8	.500	1	2	.500	2	2	1.000	0	5	5	3.8	1	0	1	0	1	0	1	0	11	3.1			
12/6	DELAWARE		10	1	2	.500	1	1	1.000	2	2	1.000	0	0	0	3.4	2	0	2	0	0	0	0	0	5	3.3			
12/9	at Manhattan		17	3	6	.500	0	0	.000	0	0	.000	2	3	5	3.5	3	0	3	0	0	0	0	0	6	3.5			
12/12	NJIT																												
12/14	ROBERT MORRIS																												
12/28	HOWARD																												
1/2	at Stony Brook																												
1/6	UMES																												
1/9	CENTRAL PENN																												
1/16	CORNELL *																												
1/23	at Cornell *																												
1/29	at Dartmouth *																												
1/30	at Harvard *																												
2/5	at Yale *																												
2/6	at Brown *																												
2/12	PENN *																												
2/13	PRINCETON *																												
2/19	HARVARD *																												
2/26	at Princeton *																												
2/27	at Penn *																												
3/4	BROWN *																												
3/5	YALE *																												

	TOTAL						3-PTS			REBOUNDS															
Season	GP	GS	Min	Avg	FG	FGA	Pct	3FG	FGA	Pct	FT	FTA	Pct	Off	Def	Tot	Avg	PF	FO	A	TO	Blk	Stl	Pts	Avg
2013-14	22	0	227	10.3	19	44	.432	1	3	.333	22	29	.759	20	37	57	2.6	46	0	8	14	5	3	61	2.8
2014-15	27	10	459	17.0	49	131	.374	13	43	.302	34	47	.723	37	53	90	3.3	61	2	14	37	19	6	145	5.4
2015-16	11	1	124	11.3	14	35	.400	3	8	.375	8	12	.667	10	29	39	3.5	16	0	9	2	2	0	39	3.5
TOTAL	60	11	810	13.5	82	210	.390	17	54	.315	64	88	.727	67	119	186	3.1	123	2	31	53	26	9	245	4.1



ISAAC COHEN

SOPHOMORE | GUARD | 6-4 | 215
ORLANDO, FLA.
ORLANDO CHRISTIAN PREP

2

15-16 HIGHS

POINTS.....6, vs. Lehigh (11/22/15)
FG MADE.....3, vs. Lehigh (11/22/15)
FG ATT.....6, vs. Wofford (11/24/15)
3PT MADE.....1, vs. Wofford (11/24/15)
3PT ATT.....2, at Northwestern (11/22/15)
FT MADE.....N/A
FT ATT.....1, twice, last at Fairfield (11/27/15)
REBOUNDS.....10, at Kansas State (11/16/15)
ASSISTS.....9, vs. Wofford (11/24/15)
STEALS.....2, at Kansas State (11/16/15)
BLOCKS.....3, vs Kean (11/13/15)
MINUTES..33, twice, last vs. Wofford (11/24/15)

CAREER HIGHS

POINTS..14, vs. Maryland-Eastern Shore (11/9/13)
FG MADE.....6, vs. Cornell (1/24/15)
FG ATT.....10, vs. Cornell (1/24/15)
3PT MADE.....1, 10x, last vs. Wofford (11/24/15)
3PT ATT.....2, twice, last at Brown (2/20/15)
FT MADE.....4, at Michigan State (11/15/13)
FT ATT.....7, at Michigan State (11/15/13)
REBOUNDS..14, vs. St. Francis Brooklyn (1/4/14)
ASSISTS.....10, vs. Colgate (12/28/14)
STEALS.....3, vs. Colgate (12/28/14)
BLOCKS.....3, twice, last vs Kean (Nov. 13, 2015)
MINUTES.....40, at Michigan State (11/15/13)

CAREER HIGHLIGHTS

- Ninth on the career assist list with 258.

2015-16 HIGHLIGHTS/NOTES

- Out due to injury.

Date	Opponent	GS	Min	TOTAL			3-PTS			FT	FTA	Pct	REBOUNDS				PF	FO	A	TO	Blk	Stl	Pts	Avg		
				FG	FGA	Pct	3FG	FGA	Pct				Off	Def	Tot	Avg										
11/13	KEAN	*	19	1	3	.333	0	0	.000	0	1	.000	5	2	7	7.0	1	0	2	0	3	1	2	2.0		
11/16	at Kansas State	*	33	1	3	.333	0	0	.000	0	0	.000	4	6	10	8.5	2	0	1	1	0	2	2	2.0		
11/20	at Northwestern	*	30	2	4	.500	0	2	.000	0	0	.000	1	2	3	6.7	1	0	1	3	0	0	4	2.7		
11/22	LEHIGH	*	20	3	3	1.000	0	0	.000	0	0	.000	1	1	2	5.5	2	0	3	1	0	0	6	3.5		
11/24	WOFFORD	*	33	2	6	.333	1	1	1.000	0	0	.000	2	3	5	5.4	2	0	9	2	0	0	5	3.8		
11/27	at Fairfield	*	27	1	3	.333	0	0	.000	0	1	.000	4	5	9	6.0	1	0	2	1	0	0	2	3.5		
11/28	LONGWOOD	*	23	0	0	.000	0	0	.000	0	0	.000	0	4	4	5.7	0	0	3	0	0	1	0	3.0		
12/2	at Bucknell																									
12/4	ST. JOSEPH'S																									
12/6	DELAWARE																									
12/9	at Manhattan																									
12/12	NJIT																									
12/14	ROBERT MORRIS																									
12/28	HOWARD																									
1/2	at Stony Brook																									
1/6	UMES																									
1/9	CENTRAL PENN																									
1/16	CORNELL *																									
1/23	at Cornell *																									
1/29	at Dartmouth *																									
1/30	at Harvard *																									
2/5	at Yale *																									
2/6	at Brown *																									
2/12	PENN *																									
2/13	PRINCETON *																									
2/19	HARVARD *																									
2/26	at Princeton *																									
2/27	at Penn *																									
3/4	BROWN *																									
3/5	YALE *																									
Season	GP	GS	Min	Avg	FG	FGA	Pct	3FG	FGA	Pct	FT	FTA	Pct	Off	Def	Tot	Avg	PF	FO	A	TO	Blk	Stl	Pts	Avg	
2012-13	24	1	329	13.7	19	36	.528	0	1	.000	10	20	.500	15	39	54	2.3	28	0	25	15	2	6	48	2.0	
2013-14	34	34	946	27.8	47	85	.553	5	11	.455	21	46	.457	38	139	177	5.2	63	0	101	53	1	21	120	3.5	
2014-15	28	24	799	28.5	60	97	.619	4	11	.364	11	28	.393	36	116	152	5.4	62	2	111	43	8	18	135	4.8	
2015-16	7	7	185	26.4	10	22	.455	1	3	.333	0	2	.000	17	23	40	5.7	9	0	21	8	3	4	21	3.0	
TOTAL	93	66	2259	24.3	136	240	.567	10	26	.385	42	96	.438	106	317	423	4.5	162	2	258	119	14	49	324	3.5	



GRANT MULLINS

SENIOR | GUARD | 6-3 | 175
BURLINGTON, ONTARIO
REDA/NOTRE DAME

3

15-16 HIGHS

POINTS.....23, vs. Longwood (11/28/15)
FG MADE.....8, vs. Longwood (11/28/15)
FG ATT.....14, vs. Longwood (11/28/15)
3PT MADE.....7, vs. Longwood (11/28/15)
3PT ATT.....12, vs. Longwood (11/28/15)
FT MADE...6, twice, last at Northwestern (11/20/15)
FT ATT.....7, vs. Delaware (12/6/15)
REBOUNDS.....7, vs. Longwood (11/28/15)
ASSISTS...6, twice, last vs. Longwood (11/28/15)
STEALS.....3, at Fairfield (11/27/15)
BLOCKS.....N/A
MINUTES.....42, at Fairfield (11/27/15)

CAREER HIGHS

POINTS.....28, vs. Army (12/4/13)
FG MADE.....10, vs. Army (12/4/13)
FG ATT.....14, 3x, last vs. Longwood (11/28/15)
3PT MADE.....7, vs. Longwood (11/28/15)
3PT ATT.....12, vs. Longwood (11/28/15)
FT MADE.....11, vs. Cornell (1/18/14)
FT ATT.....13, vs. Cornell (1/18/14)
REBOUNDS.....8, vs. North Texas (11/21/13)
ASSISTS.....7, vs. Fairleigh Dickinson (12/21/13)
STEALS.....3, 5x, last at Fairfield (11/27/15)
BLOCKS.....1, 8x, last at Cornell (1/24/14)
MINUTES.....44, vs. Harvard (2/14/14)

CAREER HIGHLIGHTS

- Ranks fourth in Ivy League history with a career free-throw percentage of 88.8%.

2015-16 HIGHLIGHTS

- Knocked down seven 3-pointers against Longwood (Nov. 28), tied for the most by any Ivy League player this year.
- Hit game-tying 3-pointer with 5.5 seconds left to force OT at Fairfield (Nov. 27, 2015)
- Scored 11 points in first game action since Feb. 15, 2014 (Injury).

Date	Opponent	GS	Min	TOTAL			3-PTS			FT	FTA	Pct	REBOUNDS				PF	FO	A	TO	Blk	Stl	Pts	Avg
				FG	FGA	Pct	3FG	FGA	Pct				Off	Def	Tot	Avg								
11/13	KEAN	*	16	4	10	.400	3	9	.333	0	0	.000	0	4	4	4.0	3	0	1	2	0	1	11	11.0
11/16	at Kansas State	*	27	2	5	.400	1	3	.333	6	6	1.000	0	3	3	3.5	5	1	2	1	0	0	11	11.0
11/20	at Northwestern	*	38	6	10	.600	4	7	.571	6	6	1.000	0	4	4	3.7	5	1	6	2	0	0	22	14.7
11/22	LEHIGH	*	31	4	9	.444	1	4	.250	1	2	.500	0	0	0	2.8	1	0	3	1	0	1	10	13.5
11/24	WOFFORD	*	30	3	5	.600	2	2	1.000	3	4	.750	0	5	5	3.2	1	0	3	0	0	1	11	13.0
11/27	at Fairfield	*	42	6	12	.500	4	8	.500	2	3	.667	1	3	4	3.3	3	0	4	1	0	3	18	13.8
11/28	LONGWOOD	*	36	8	14	.571	7	12	.583	0	0	.000	2	5	7	3.9	1	0	6	0	0	2	23	15.1
12/2	at Bucknell	*	26	1	7	.143	1	4	.250	0	0	.000	0	1	1	3.5	3	0	1	2	0	0	3	13.6
12/4	ST. JOSEPH'S	*	27	4	9	.444	1	4	.250	1	2	.500	0	1	1	3.2	2	0	4	0	0	0	10	13.2
12/6	DELAWARE	*	35	5	10	.500	1	4	.250	4	7	.571	1	3	4	3.3	2	0	3	0	0	1	15	13.4
12/9	at Manhattan	*	24	1	1	1.000	0	0	.000	0	0	.000	1	2	3	3.3	4	0	3	1	0	0	2	12.4
12/12	NJIT																							
12/14	ROBERT MORRIS																							
12/28	HOWARD																							
1/2	at Stony Brook																							
1/6	UMES																							
1/9	CENTRAL PENN																							
1/16	CORNELL *																							
1/23	at Cornell *																							
1/29	at Dartmouth *																							
1/30	at Harvard *																							
2/5	at Yale *																							
2/6	at Brown *																							
2/12	PENN *																							
2/13	PRINCETON *																							
2/19	HARVARD *																							
2/26	at Princeton *																							
2/27	at Penn *																							
3/4	BROWN *																							
3/5	YALE *																							

Season	GP	GS	Min	Avg	TOTAL			3-PTS			FT	FTA	Pct	REBOUNDS				PF	FO	A	TO	Blk	Stl	Pts	Avg
					FG	FGA	Pct	3FG	FGA	Pct				Off	Def	Tot	Avg								
2012-13	25	18	702	28.1	78	187	.417	40	107	.374	46	53	.868	10	70	80	3.2	47	1	40	37	5	26	242	9.7
2013-14	24	24	743	31.0	81	196	.413	38	109	.349	80	89	.899	10	59	69	2.9	42	0	57	43	4	17	280	11.7
2014-15	111	11	332	30.2	44	92	.478	25	57	.439	23	30	.767	5	31	36	3.3	30	2	36	10	0	9	136	12.4
2015-16	60	53	1777	29.6	203	475	.427	103	273	.377	149	172	.866	25	160	185	3.1	119	3	133	90	9	52	658	11.0



RODNEY HUNTER

FIRST-YEAR | FORWARD | 6-5 | 185
CAPE CORAL, FLA. | MARINER

4

15-16 HIGHS

POINTS
FG MADE
FG ATT.
3PT MADE
3PT ATT.
FT MADE
FT ATT.
REBOUNDS
ASSISTS
STEALS
BLOCKS
MINUTES

CAREER HIGHS

POINTS
FG MADE
FG ATT.
3PT MADE
3PT ATT.
FT MADE
FT ATT.
REBOUNDS
ASSISTS
STEALS
BLOCKS
MINUTES

2015-16 HIGHLIGHTS

.

Date	Opponent	TOTAL			3-PTS			REBOUNDS																
		GS	Min	FG	FGA	Pct	3FG	FGA	Pct	FT	FTA	Pct	Off	Def	Tot	Avg	PF	FO	A	TO	Blk	Stl	Pts	Avg
11/13	KEAN																							
11/16	at Kansas State																							
11/20	at Northwestern																							
11/22	LEHIGH																							
11/24	WOFFORD																							
11/27	at Fairfield																							
11/28	LONGWOOD																							
12/2	at Bucknell																							
12/4	ST. JOSEPH'S																							
12/6	DELAWARE																							
12/9	at Manhattan																							
12/12	NJIT																							
12/14	ROBERT MORRIS																							
12/28	HOWARD																							
1/2	at Stony Brook																							
1/6	UMES																							
1/9	CENTRAL PENN																							
1/16	CORNELL *																							
1/23	at Cornell *																							
1/29	at Dartmouth *																							
1/30	at Harvard *																							
2/5	at Yale *																							
2/6	at Brown *																							
2/12	PENN *																							
2/13	PRINCETON *																							
2/19	HARVARD *																							
2/26	at Princeton *																							
2/27	at Penn *																							
3/4	BROWN *																							
3/5	YALE *																							

Season	GP	GS	Min	Avg	TOTAL			3-PTS			REBOUNDS										PF	FO	A	TO	Blk	Stl	Pts	Avg
					FG	FGA	Pct	3FG	FGA	Pct	FT	FTA	Pct	Off	Def	Tot	Avg											
2015-16																												
TOTAL																												



CJ DAVIS

FIRST-YEAR | GUARD | 6-2 | 207
FAR ROCKAWAY, N.Y.
THE PEDDIE SCHOOL/ARCHBISHOP MOLLOY

5

15-16 HIGHS

POINTS.....19, vs Kean (11/13/15)
FG MADE.....7, vs Kean (11/13/15)
FG ATT.....9, vs Kean (11/13/15)
3PT MADE.....5, vs Kean (11/13/15)
3PT ATT.....6, vs Kean (11/13/15)
FT MADE.....N/A
FT ATT.....2, vs Lehigh (11/22/15)
REBOUNDS.....5, at Manhattan (12/9/15)
ASSISTS.....5, vs Kean (11/13/15)
STEALS.....2, vs Kean (11/13/15)
BLOCKS.....N/A
MINUTES.....17, at Manhattan (12/9/15)

CAREER HIGHS

POINTS.....19, vs Kean (11/13/15)
FG MADE.....7, vs Kean (11/13/15)
FG ATT.....9, vs Kean (11/13/15)
3PT MADE.....5, vs Kean (11/13/15)
3PT ATT.....6, vs Kean (11/13/15)
FT MADE.....N/A
FT ATT.....2, vs Lehigh (11/22/15)
REBOUNDS.....5, at Manhattan (12/9/15)
ASSISTS.....5, vs Kean (11/13/15)
STEALS.....2, vs Kean (11/13/15)
BLOCKS.....N/A
MINUTES.....17, at Manhattan (12/9/15)

2015-16 HIGHLIGHTS

- Shot 83.3 percent (5-of-6) from downtown in collegiate debut against Kean (Nov. 13), the best of any Ivy League player this season.

Date	Opponent	GS	Min	TOTAL			3-PTS			FT	FTA	Pct	REBOUNDS				PF	FO	A	TO	Blk	Stl	Pts	Avg
				FG	FGA	Pct	3FG	FGA	Pct				Off	Def	Tot	Avg								
11/13	KEAN		15	7	9	.778	5	6	.833	0	0	.000	1	1	2	2.0	3	0	5	1	0	2	19	19.0
11/16	at Kansas State		3	0	1	.000	0	1	.000	0	0	.000	0	0	0	1.0	0	0	0	0	0	0	0	9.5
11/20	at Northwestern		5	1	1	1.000	0	0	.000	0	0	.000	0	0	0	0.7	0	0	0	0	0	0	2	7.0
11/22	LEHIGH		11	1	2	.500	1	2	.500	0	2	.000	0	2	2	1.0	0	0	2	0	0	0	3	6.0
11/24	WOFFORD		5	0	1	.000	0	0	.000	0	0	.000	0	0	0	0.8	1	0	0	0	0	0	0	4.8
11/27	at Fairfield		6	0	3	.000	0	3	.000	0	0	.000	0	1	1	0.8	1	0	1	0	0	0	0	4.0
11/28	LONGWOOD		3	1	1	1.000	1	1	1.000	0	0	.000	0	0	0	0.7	0	0	0	0	0	0	3	3.9
12/2	at Bucknell		5	0	1	.000	0	1	.000	0	0	.000	0	1	1	0.8	1	0	0	0	0	0	0	3.4
12/4	ST. JOSEPH'S		3	0	1	.000	0	0	.000	0	0	.000	0	0	0	0.7	0	0	1	0	0	0	0	3.0
12/6	DELAWARE		4	0	0	.000	0	0	.000	0	0	.000	0	1	1	0.7	1	0	0	0	0	0	0	2.7
12/9	at Manhattan		17	1	3	.333	0	2	.000	0	0	.000	0	5	5	1.1	1	0	1	1	0	0	2	2.6
12/12	NJIT																							
12/14	ROBERT MORRIS																							
12/28	HOWARD																							
1/2	at Stony Brook																							
1/6	UMES																							
1/9	CENTRAL PENN																							
1/16	CORNELL *																							
1/23	at Cornell *																							
1/29	at Dartmouth *																							
1/30	at Harvard *																							
2/5	at Yale *																							
2/6	at Brown *																							
2/12	PENN *																							
2/13	PRINCETON *																							
2/19	HARVARD *																							
2/26	at Princeton *																							
2/27	at Penn *																							
3/4	BROWN *																							
3/5	YALE *																							

Season	GP	GS	Min	Avg	TOTAL			3-PTS			FT	FTA	Pct	REBOUNDS				PF	FO	A	TO	Blk	Stl	Pts	Avg
					FG	FGA	Pct	3FG	FGA	Pct				Off	Def	Tot	Avg								
2015-16	11	0	77	7.0	11	23	.478	7	16	.438	0	2	.000	1	11	12	1.1	8	0	10	2	0	2	29	2.6
TOTAL	11	0	77	7.0	11	23	.478	7	16	.438	0	2	.000	1	11	12	1.1	8	0	10	2	0	2	29	2.6



QUINTON ADLESH

FIRST-YEAR | GUARD | 6-0 | 190
ARROYO GRANDE, CALIF.
MISSION COLLEGE PREP

10

15-16 HIGHS

POINTS.....9, vs. Kean (11/13/15)
FG MADE.....3, vs. Kean (11/13/15)
FG ATT.....6, vs. Kean (11/13/15)
3PT MADE.... 1, twice, last vs. Lehigh (11/22/15)
3PT ATT.....4, vs. Kean (11/13/15)
FT MADE.....2, vs. Kean (11/13/15)
FT ATT.....3, vs. Kean (11/13/15)
REBOUNDS.....4, vs. Kean (11/13/15)
ASSISTS.....3, vs. Kean (11/13/15)
STEALS.....N/A
BLOCKS.....N/A
MINUTES.....10, vs. Kean (11/13/15)

CAREER HIGHS

POINTS.....9, vs. Kean (11/13/15)
FG MADE.....3, vs. Kean (11/13/15)
FG ATT.....6, vs. Kean (11/13/15)
3PT MADE.... 1, twice, last vs. Lehigh (11/22/15)
3PT ATT.....4, vs. Kean (11/13/15)
FT MADE.....2, vs. Kean (11/13/15)
FT ATT.....3, vs. Kean (11/13/15)
REBOUNDS.....4, vs. Kean (11/13/15)
ASSISTS.....3, vs. Kean (11/13/15)
STEALS.....N/A
BLOCKS.....N/A
MINUTES.....10, vs. Kean (11/13/15)

2015-16 HIGHLIGHTS

•

Date	Opponent	GS	Min	TOTAL			3-PTS			FT	FTA	Pct	REBOUNDS				PF	FO	A	TO	Blk	Stl	Pts	Avg
				FG	FGA	Pct	3FG	FGA	Pct				Off	Def	Tot	Avg								
11/13	KEAN		10	3	6	.500	1	4	.250	2	3	.667	0	4	4	4.0	0	0	3	0	0	0	9	9.0
11/16	at Kansas State									DID NOT PLAY														
11/20	at Northwestern		1	0	0	.000	0	0	.000	0	0	.000	0	0	0	2.0	0	0	0	0	0	0	0	4.5
11/22	LEHIGH		2	1	1	1.000	1	1	1.000	0	0	.000	0	0	0	1.3	0	0	0	0	0	0	3	4.0
11/24	WOFFORD									DID NOT PLAY														
11/27	at Fairfield									DID NOT PLAY														
11/28	LONGWOOD									DID NOT PLAY														
12/2	at Bucknell									DID NOT PLAY														
12/4	ST. JOSEPH'S									DID NOT PLAY														
12/6	DELAWARE									DID NOT PLAY														
12/9	at Manhattan		2	0	0	.000	0	0	.000	0	0	.000	0	0	0	1.0	0	0	0	0	0	0	0	3.0
12/12	NJIT																							
12/14	ROBERT MORRIS																							
12/28	HOWARD																							
1/2	at Stony Brook																							
1/6	UMES																							
1/9	CENTRAL PENN																							
1/16	CORNELL *																							
1/23	at Cornell *																							
1/29	at Dartmouth *																							
1/30	at Harvard *																							
2/5	at Yale *																							
2/6	at Brown *																							
2/12	PENN *																							
2/13	PRINCETON *																							
2/19	HARVARD *																							
2/26	at Princeton *																							
2/27	at Penn *																							
3/4	BROWN *																							
3/5	YALE *																							

Season	GP	GS	Min	Avg	TOTAL			3-PTS			FT	FTA	Pct	REBOUNDS				PF	FO	A	TO	Blk	Stl	Pts	Avg
					FG	FGA	Pct	3FG	FGA	Pct				Off	Def	Tot	Avg								
2015-16	4	0	15	3.8	4	7	.571	2	5	.400	2	3	.667	0	4	4	1.0	0	0	3	0	0	0	12	3.0
TOTAL	4	0	15	3.8	4	7	.571	2	5	.400	2	3	.667	0	4	4	1.0	0	0	3	0	0	0	12	3.0



LUKAS MEISNER

FIRST-YEAR | FORWARD | 6-8 | 210
BRAUNSCHWEIG, GERMANY
IGS FRANZSCHES FELD

11

15-16 HIGHS

POINTS..... 15, vs. Delaware (12/6/15)
FG MADE..... 5, vs. Delaware (12/6/15)
FG ATT..... 7, vs. Delaware (12/6/15)
3PT MADE..... 3, vs. Delaware (12/6/15)
3PT ATT..... 5, vs. Delaware (12/6/15)
FT MADE..... 2, vs. Delaware (12/6/15)
FT ATT..... 3, vs. Kean (11/13/15)
REBOUNDS..... 9, vs. Saint Joseph's (12/4/15)
ASSISTS..... 2, twice, last at Bucknell (12/2/15)
STEALS..... 2, vs. Delaware (12/6/15)
BLOCKS..... 1, 5x, last vs. Saint Joseph's (12/4/15)
MINUTES..26, twice, last vs. Delaware (12/6/15)

CAREER HIGHS

POINTS..... 15, vs. Delaware (12/6/15)
FG MADE..... 5, vs. Delaware (12/6/15)
FG ATT..... 7, vs. Delaware (12/6/15)
3PT MADE..... 3, vs. Delaware (12/6/15)
3PT ATT..... 5, vs. Delaware (12/6/15)
FT MADE..... 2, vs. Delaware (12/6/15)
FT ATT..... 3, vs. Kean (11/13/15)
REBOUNDS..... 9, vs. Saint Joseph's (12/4/15)
ASSISTS..... 2, twice, last at Bucknell (12/2/15)
STEALS..... 2, vs. Delaware (12/6/15)
BLOCKS..... 1, 5x, last vs. Saint Joseph's (12/4/15)
MINUTES..26, twice, last vs. Delaware (12/6/15)

2015-16 HIGHLIGHTS

•

Date	Opponent	GS	Min	TOTAL			3-PTS			FT	FTA	Pct	REBOUNDS				PF	FO	A	TO	Blk	Stl	Pts	Avg
				FG	FGA	Pct	3FG	FGA	Pct				Off	Def	Tot	Avg								
11/13	KEAN		12	2	4	.500	0	1	.000	0	3	.000	4	2	6	6.0	3	0	0	0	1	0	4	4.0
11/16	at Kansas State		3	0	1	.000	0	1	.000	0	0	.000	0	0	0	3.0	0	0	0	0	0	0	0	2.0
11/20	at Northwestern																							
11/22	LEHIGH		16	1	1	1.000	0	0	.000	1	2	.500	2	3	5	3.7	2	0	2	2	1	0	3	2.3
11/24	WOFFORD		6	1	1	1.000	0	0	.000	0	0	.000	0	3	3	3.5	0	0	0	1	0	1	2	2.3
11/27	at Fairfield		12	1	2	.500	1	2	.500	0	0	.000	1	3	4	3.6	3	0	0	1	0	0	3	2.4
11/28	LONGWOOD		2	0	1	.000	0	1	.000	0	0	.000	0	0	0	3.0	1	0	0	0	1	0	0	2.0
12/2	at Bucknell		21	2	5	.400	0	3	.000	0	0	.000	2	3	5	3.3	3	0	2	0	1	0	4	2.3
12/4	ST. JOSEPH'S		26	2	5	.400	1	2	.500	0	0	.000	3	6	9	4.0	2	0	1	0	1	0	5	2.6
12/6	DELAWARE		26	5	7	.714	3	5	.600	2	2	1.000	1	6	7	4.3	2	0	1	1	0	2	15	4.0
12/9	at Manhattan		9	1	2	.500	1	1	1.000	0	0	.000	1	2	3	4.2	5	1	1	0	0	0	3	3.9
12/12	NJIT																							
12/14	ROBERT MORRIS																							
12/28	HOWARD																							
1/2	at Stony Brook																							
1/6	UMES																							
1/9	CENTRAL PENN																							
1/16	CORNELL *																							
1/23	at Cornell *																							
1/29	at Dartmouth *																							
1/30	at Harvard *																							
2/5	at Yale *																							
2/6	at Brown *																							
2/12	PENN *																							
2/13	PRINCETON *																							
2/19	HARVARD *																							
2/26	at Princeton *																							
2/27	at Penn *																							
3/4	BROWN *																							
3/5	YALE *																							

Season	GP	GS	Min	Avg	TOTAL			3-PTS			FT	FTA	Pct	REBOUNDS				PF	FO	A	TO	Blk	Stl	Pts	Avg
					FG	FGA	Pct	3FG	FGA	Pct				Off	Def	Tot	Avg								
2015-16	10	0	133	13.3	15	29	.517	6	16	.375	3	7	.429	14	28	42	4.2	21	1	7	5	5	3	39	3.9
TOTAL	10	0	133	13.3	15	29	.517	6	16	.375	3	7	.429	14	28	42	4.2	21	1	7	5	5	3	39	3.9



MAODO LO

SENIOR | GUARD | 6-3 | 194
BERLIN, GERMANY
WILBRAHAM & MONSON

12

15-16 HIGHS

POINTS.....23, twice, last at Bucknell (12/2/15)
FG MADE.....9, vs. Saint Joseph's (12/4/15)
FG ATT.....21, at Fairfield (11/27/15)
3PT MADE.....6, at Fairfield (11/27/15)
3PT ATT.....17, at Fairfield (11/27/15)
FT MADE.....7, at Bucknell (12/2/15)
FT ATT.....8, at Bucknell (12/2/15)
REBOUNDS.....6, at Fairfield (11/27/15)
ASSISTS.....6, twice, last vs. Saint Joseph's (12/4/15)
STEALS.....5, vs. Lehigh (11/22/15)
BLOCKS.....3, vs. Delaware (12/6/15)
MINUTES.....38, at Kansas State (11/16/15)

CAREER HIGHS

POINTS.....37, at Princeton (3/7/15)
FG MADE.....14, at Brown (2/20/15)
FG ATT.....21, 3x, last at Fairfield (11/27/15)
3PT MADE.....11, at Princeton (3/7/15)
3PT ATT.....17, at Fairfield (11/27/15)
FT MADE.....8, twice, last at Bucknell (12/2/15)
FT ATT.....8, vs. Harvard (2/14/14)
REBOUNDS.....9, vs. American (11/29/14)
ASSISTS.....7, twice, last at Dartmouth (2/28/14)
STEALS.....5, 3x, last vs. Lehigh (11/22/15)
BLOCKS.....3, 4x, last vs. Delaware (12/6/15)
MINUTES.....47, vs. Harvard (2/14/14)

CAREER HIGHLIGHTS

- 2015-16 Bob Cousy Award Preseason Watch List
- 2015-16 Lou Henson Mid-Major Preseason Player of the Year Watch List
- Columbia's all-time leader in 3-pointers made with 2013.
- Fifth in career points with 1,333.
- Tied for sixth place with 468 career field goals made.
- Fourth best 3-point field goal percentage in program history at 41.3% for career.
- Third on Columbia's all-time steal list with 129 swipes.
- Holds Ivy League record for 3-pointers made in a single-game (11, vs. Princeton - Mar. 7, 2015)
- Two-Time All-Ivy League Selection
- Named All-Metropolitan and NABC All-Region Second Team in 2014-15.
- Hit buzzer-beater at Valparaiso in opening round of the 2014 CIT

2015-16 HIGHLIGHTS

- Set Lions single-game record for most 3-pointers attempted (17 at Fairfield - Nov. 27).
- Became Columbia's all-time leader in 3-point field goals against Lehigh (Nov. 22).
- Tied for the Ivy League lead for most steals in a single-game this season (five vs. Lehigh - Nov. 22).

Date	Opponent	GS	Min	TOTAL			3-PTS			FT	FTA	Pct	REBOUNDS				PF	FO	A	TO	Blk	Stl	Pts	Avg
				FG	FGA	Pct	3FG	FGA	Pct				Off	Def	Tot	Avg								
11/13	KEAN	*	19	4	10	.400	4	9	.444	1	4	.250	0	2	2	2.0	1	0	3	1	0	2	13	13.0
11/16	at Kansas State	*	38	3	13	.231	1	7	.143	5	6	.833	0	0	0	1.0	3	0	6	5	0	2	12	12.5
11/20	at Northwestern	*	26	4	9	.444	1	3	.333	0	0	.000	0	1	1	1.0	4	0	3	1	0	4	9	11.3
11/22	LEHIGH	*	27	6	10	.600	3	5	.600	3	4	.750	1	2	3	1.5	2	0	1	2	0	5	18	13.0
11/24	WOFFORD	*	32	5	9	.556	0	3	.000	1	1	1.000	0	2	2	1.6	1	0	1	5	0	0	11	12.6
11/27	at Fairfield	*	34	8	21	.381	6	17	.353	1	2	.500	1	5	6	2.3	2	0	2	1	0	1	23	14.3
11/28	LONGWOOD	*	30	3	6	.500	3	6	.500	0	0	.000	0	2	2	2.3	4	0	3	3	1	1	9	13.6
12/2	at Bucknell	*	33	6	12	.500	4	6	.667	7	8	.875	1	4	5	2.6	2	0	4	2	0	3	23	14.8
12/4	ST. JOSEPH'S	*	37	9	19	.474	3	7	.429	0	0	.000	1	1	2	2.6	1	0	6	3	0	2	21	15.4
12/6	DELAWARE	*	35	5	14	.357	2	9	.222	5	6	.833	0	4	4	2.7	3	0	3	1	3	2	17	15.6
12/9	at Manhattan	*	34	4	9	.444	2	6	.333	2	4	.500	0	1	1	2.5	3	0	2	2	0	3	12	15.3
12/12	NIJT																							
12/14	ROBERT MORRIS																							
12/28	HOWARD																							
1/2	at Stony Brook																							
1/6	UMES																							
1/9	CENTRAL PENN																							
1/16	CORNELL *																							
1/23	at Cornell *																							
1/29	at Dartmouth *																							
1/30	at Harvard *																							
2/5	at Yale *																							
2/6	at Brown *																							
2/12	PENN *																							
2/13	PRINCETON *																							
2/19	HARVARD *																							
2/26	at Princeton *																							
2/27	at Penn *																							
3/4	BROWN *																							
3/5	YALE *																							

Season	GP	GS	Min	Avg	TOTAL			3-PTS			FT	FTA	Pct	REBOUNDS				PF	FO	A	TO	Blk	Stl	Pts	Avg
					FG	FGA	Pct	3FG	FGA	Pct				Off	Def	Tot	Avg								
2012-13	24	17	481	20.0	58	133	.436	21	70	.300	12	16	.750	6	38	44	1.8	53	1	29	23	10	19	149	6.2
2013-14	34	34	1096	32.2	172	360	.478	76	170	.447	80	96	.833	18	112	130	3.8	79	2	70	68	11	42	500	14.7
2014-15	28	28	957	34.2	181	370	.489	84	195	.431	70	91	.769	13	109	122	4.4	62	2	65	69	16	43	516	18.4
2015-16	11	11	345	31.4	57	132	.432	29	78	.372	25	35	.714	4	24	28	2.5	26	0	34	26	4	25	168	15.3
TOTAL	97	90	2879	29.7	468	995	.470	210	513	.409	187	238	.786	41	283	324	3.3	220	5	198	186	41	129	1333	13.7



ALEX ROSENBERG

SENIOR | FORWARD | 6-7 | 224
SHORT HILLS, N.J.
MILLBURN | THE PEDDIE SCHOOL

13

15-16 HIGHS

POINTS.....21, vs. Saint Joseph's (12/4/15)
FG MADE.....7, vs. Saint Joseph's (12/4/15)
FG ATT.....15, at Fairfield (11/27/15)
3PT MADE.....3, twice, last at Fairfield (11/27/15)
3PT ATT.....7, at Fairfield (11/27/15)
FT MADE.....13, at Manhattan (12/9/15)
FT ATT.....16, at Manhattan (12/9/15)
REBOUNDS.....10, vs. Kean (11/13/15)
ASSISTS.....5, twice, last at Manhattan (12/9/15)
STEALS.....2, at Bucknell (12/2/15)
BLOCKS.....1, twice, last at Manhattan (12/9/15)
MINUTES.....41, at Northwestern (11/20/15)

CAREER HIGHS

POINTS.....34, vs. Harvard (2/14/14)
FG MADE.....10, vs. Harvard (2/14/14)
FG ATT.....17, vs. Harvard (2/14/14)
3PT MADE.....4, twice, last vs. Harvard (2/14/14)
3PT ATT.....8, at Yale (1/13/14)
FT MADE.....17, at Dartmouth (2/28/14)
FT ATT.....17, at Dartmouth (2/28/14)
REBOUNDS.....15, vs. Holy Cross (12/6/11)
ASSISTS.....7, vs. Eastern Michigan (3/22/14)
STEALS.....4, twice, last at Princeton (2/7/14)
BLOCKS.....2, at Dartmouth (2/3/12)
MINUTES.....43, twice, last vs. Harvard (2/14/14)

CAREER HIGHLIGHTS

- Currently ranks 17th on Columbia's all-time scoring list with 1,185 points.
- Sits fourth in career free-throws made (417) and fifth in free-throw attempts (540).
- Ranks sixth in career free-throw percentage (.772).
- First team All-Ivy League and Second Team All-Metropolitan selection in 2013-14.
- Set Columbia single-season records for free throws made (227) and attempted (276) in 2013-14.
- Ranked third in NCAA in made foul shots in 2013-14.
- Set new program record, going 17-for-17 from charity stripe at Dartmouth on Feb. 28, 2014.
- Selected Ivy League Player of the Week four times during 2013-14, the most for any Lion in a single season.

2015-16 HIGHLIGHTS

- Went 13-of-16 from foul line at Manhattan (Dec. 9), the most makes and attempts in the Ivy League this season.
- Registered first double-double of career (10 points, 10 rebounds) in season opener vs. Kean (Nov. 13).

Date	Opponent	GS	Min	TOTAL			3-PTS			FT	FTA	Pct	REBOUNDS				PF	FO	A	TO	Blk	Stl	Pts	Avg	
				FG	FGA	Pct	3FG	FGA	Pct				Off	Def	Tot	Avg									
11/13	KEAN	*	23	3	11	.273	0	5	.000	4	5	.800	6	4	10	10.0	1	0	2	1	0	0	10	10.0	
11/16	at Kansas State	*	28	5	8	.625	2	5	.400	4	4	1.000	1	2	3	6.5	4	0	1	2	0	1	16	13.0	
11/20	at Northwestern	*	41	6	13	.462	2	5	.400	3	7	.429	3	2	5	6.0	0	0	4	1	0	1	17	14.3	
11/22	LEHIGH	*	23	4	9	.444	2	4	.500	5	6	.833	2	2	4	5.5	3	0	1	1	0	0	15	14.5	
11/24	WOFFORD	*	24	4	6	.667	3	5	.600	3	4	.750	2	0	2	4.8	2	0	1	1	0	0	14	14.4	
11/27	at Fairfield	*	35	5	15	.333	3	7	.429	5	6	.833	1	1	2	4.3	4	0	1	4	0	1	18	15.0	
11/28	LONGWOOD	*	27	3	5	.600	1	3	.333	5	6	.833	1	0	1	3.9	2	0	3	3	0	1	12	14.6	
12/2	at Bucknell	*	35	2	9	.222	1	4	.250	8	10	.800	2	2	4	3.9	2	0	5	1	1	2	13	14.4	
12/4	ST. JOSEPH'S	*	33	7	11	.636	2	5	.400	5	6	.833	2	4	6	4.1	2	0	0	2	0	0	21	15.1	
12/6	DELAWARE	*	27	2	8	.250	0	5	.000	1	4	.250	2	1	3	4.0	1	0	1	1	0	0	5	14.1	
12/9	at Manhattan	*	35	3	12	.250	0	1	.000	13	16	.813	3	2	5	4.1	3	0	5	0	1	0	19	14.5	
12/12	NJIT																								
12/14	ROBERT MORRIS																								
12/28	HOWARD																								
1/2	at Stony Brook																								
1/6	UMES																								
1/9	CENTRAL PENN																								
1/16	CORNELL *																								
1/23	at Cornell *																								
1/29	at Dartmouth *																								
1/30	at Harvard *																								
2/5	at Yale *																								
2/6	at Brown *																								
2/12	PENN *																								
2/13	PRINCETON *																								
2/19	HARVARD *																								
2/26	at Princeton *																								
2/27	at Penn *																								
3/4	BROWN *																								
3/5	YALE *																								
Season	GP	GS	Min	Avg	FG	FGA	Pct	3FG	FGA	Pct	FT	FTA	Pct	Off	Def	Tot	Avg	PF	FO	A	TO	Blk	Stl	Pts	Avg
2011-12	30	24	742	24.7	73	176	.415	25	63	.397	45	71	.634	31	95	126	4.2	88	5	49	58	8	28	216	7.2
2012-13	28	24	756	27.0	78	205	.380	20	75	.267	89	119	.748	28	91	119	4.3	68	0	52	52	4	19	265	9.5
2013-14	34	21	984	28.9	133	308	.432	51	118	.432	227	276	.822	39	86	125	3.7	71	0	45	55	3	24	544	16.0
2015-16	11	11	331	30.1	44	107	.411	16	49	.327	56	74	.757	25	20	45	4.1	24	0	24	17	2	6	160	14.5
TOTAL	103	80	2813	27.3	328	796	.412	112	305	.367	417	540	.772	123	292	415	4.0	251	5	170	182	17	77	1185	11.5



KENDALL JACKSON

JUNIOR | GUARD | 5-8 | 160
UNION CITY, CALIF.
SUFFIELD ACADEMY | BISHOP O'DOWD

14

15-16 HIGHS

POINTS.....1, vs. Kean (11/13/15)
FG MADE.....N/A
FG ATT.....2, vs. Kean (11/13/15)
3PT MADE.....N/A
3PT ATT.....2, vs. Kean (11/13/15)
FT MADE.....1, vs. Kean (11/13/15)
FT ATT.....2, vs. Kean (11/13/15)
REBOUNDS.....N/A
ASSISTS.....1, vs. Longwood (11/28/15)
STEALS.....N/A
BLOCKS.....N/A
MINUTES.....7, vs. Longwood (11/28/15)

CAREER HIGHS

POINTS.....15, vs. Central Penn (1/10/15)
FG MADE.....3, 4x, last vs. Princeton (2/6/15)
FG ATT.....6, vs. Princeton (2/6/15)
3PT MADE.....3, vs. UMass-Lowell (12/9/13)
3PT ATT.....4, twice, last vs. Princeton (2/6/15)
FT MADE.....8, vs. Central Penn (1/10/15)
FT ATT.....9, vs. Central Penn (1/10/15)
REBOUNDS.....4, vs. North Texas (11/21/13)
ASSISTS.....4, vs. Central Penn (1/10/15)
STEALS.....3, vs. Central Penn (1/10/15)
BLOCKS.....N/A
MINUTES.....22, vs. Princeton (2/6/15)

2015-16 HIGHLIGHTS

•

Date	Opponent	GS	Min	TOTAL			3-PTS			FT	FTA	Pct	REBOUNDS				PF	FO	A	TO	Blk	Stl	Pts	Avg
				FG	FGA	Pct	3FG	FGA	Pct				Off	Def	Tot	Avg								
11/13	KEAN		2	0	2	.000	0	2	.000	1	2	.500	0	0	0	0.0	0	0	0	0	0	0	1	1.0
11/16	at Kansas State																							
11/20	at Northwestern																							
11/22	LEHIGH																							
11/24	WOFFORD																							
11/27	at Fairfield																							
11/28	LONGWOOD		7	0	1	.000	0	1	.000	0	0	.000	0	0	0	0.0	2	0	1	0	0	0	0	0.5
12/2	at Bucknell																							
12/4	ST. JOSEPH'S																							
12/6	DELAWARE																							
12/9	at Manhattan																							
12/12	NJIT																							
12/14	ROBERT MORRIS																							
12/28	HOWARD																							
1/2	at Stony Brook																							
1/6	UMES																							
1/9	CENTRAL PENN																							
1/16	CORNELL *																							
1/23	at Cornell *																							
1/29	at Dartmouth *																							
1/30	at Harvard *																							
2/5	at Yale *																							
2/6	at Brown *																							
2/12	PENN *																							
2/13	PRINCETON *																							
2/19	HARVARD *																							
2/26	at Princeton *																							
2/27	at Penn *																							
3/4	BROWN *																							
3/5	YALE *																							

Season	GP	GS	Min	Avg	TOTAL			3-PTS			FT	FTA	Pct	REBOUNDS				PF	FO	A	TO	Blk	Stl	Pts	Avg
					FG	FGA	Pct	3FG	FGA	Pct				Off	Def	Tot	Avg								
2013-14	22	0	171	7.8	9	36	.250	5	24	.208	0	0	.000	2	11	13	0.6	21	1	9	9	0	9	23	1.0
2014-15	22	0	203	9.2	17	35	.486	10	25	.400	11	13	.846	2	12	14	0.6	22	0	10	11	0	8	55	2.5
2015-16	2	0	9	4.5	0	3	.000	0	3	.000	1	2	.500	0	0	0	0.0	2	0	1	0	0	0	1	0.5
TOTAL	46	0	383	8.3	26	74	.351	15	52	.288	12	15	.800	4	23	27	0.6	45	1	20	20	0	17	79	1.7



NATE HICKMAN

SOPHOMORE | GUARD | 6-4 | 175
NEWARK, DEL.
WILMINGTON CHRISTIAN SCHOOL/THE PEDDIE SCHOOL

15

15-16 HIGHS

POINTS.....15, vs. Kean (11/13/15)
FG MADE.....6, vs. Kean (11/13/15)
FG ATT.....9, vs. Kean (11/13/15)
3PT MADE.....2, vs. Kean (11/13/15)
3PT ATT.....5, vs. Kean (11/13/15)
FT MADE.....4, vs. Lehigh (11/22/15)
FT ATT.....6, vs. Lehigh (11/22/15)
REBOUNDS.....3, at Fairfield (11/27/15)
ASSISTS.....3, vs. Kean (11/13/15)
STEALS.....2, at Kansas State (11/16/15)
BLOCKS.....N/A
MINUTES.....22, vs. Kean (11/13/15)

CAREER HIGHS

POINTS.....15, vs. Kean (11/13/15)
FG MADE.....6, vs. Kean (11/13/15)
FG ATT.....9, vs. Kean (11/13/15)
3PT MADE.....2, vs. Kean (11/13/15)
3PT ATT.....5, vs. Kean (11/13/15)
FT MADE.....5, at Princeton (3/7/15)
FT ATT.....6, vs. Lehigh (11/22/15)
REBOUNDS.....6, at Princeton (3/7/15)
ASSISTS.....3, twice, last vs. Kean (11/13/15)
STEALS.....3, vs. Central Penn (1/10/15)
BLOCKS.....1, 3x, last at Princeton (3/7/15)
MINUTES.....27, at Princeton (3/7/15)

2015-16 HIGHLIGHTS

•

Date	Opponent	GS	Min	TOTAL			3-PTS			FT	FTA	Pct	REBOUNDS				PF	FO	A	TO	Blk	Stl	Pts	Avg
				FG	FGA	Pct	3FG	FGA	Pct				Off	Def	Tot	Avg								
11/13	KEAN		22	6	9	.667	2	5	.400	1	2	.500	1	0	1	1.0	2	0	3	2	0	1	15	15.0
11/16	at Kansas State		12	0	3	.000	0	3	.000	1	4	.250	0	0	0	0.5	3	0	1	1	0	2	1	8.0
11/20	at Northwestern																							
11/22	LEHIGH		13	1	2	.500	1	1	1.000	4	6	.667	0	0	0	0.3	1	0	1	1	0	1	7	7.7
11/24	WOFFORD		15	3	4	.750	1	2	.500	0	0	.000	0	2	2	0.8	2	0	0	0	0	1	7	7.5
11/27	at Fairfield		15	0	3	.000	0	3	.000	3	4	.750	1	2	3	1.2	2	0	2	2	0	1	3	6.6
11/28	LONGWOOD		5	0	1	.000	0	1	.000	0	0	.000	0	0	0	1.0	1	0	1	0	0	0	0	5.5
12/2	at Bucknell		15	0	3	.000	0	1	.000	2	2	1.000	0	0	0	0.9	0	0	0	1	0	1	2	5.0
12/4	ST. JOSEPH'S		13	0	4	.000	0	1	.000	0	0	.000	0	1	1	0.9	0	0	0	1	0	0	0	4.4
12/6	DELAWARE		12	1	1	1.000	0	0	.000	1	1	1.000	1	1	2	1.0	1	0	1	0	0	0	3	4.2
12/9	at Manhattan		5	0	2	.000	0	2	.000	0	0	.000	0	0	0	0.9	1	0	0	0	0	1	0	3.8
12/12	NJIT																							
12/14	ROBERT MORRIS																							
12/28	HOWARD																							
1/2	at Stony Brook																							
1/6	UMES																							
1/9	CENTRAL PENN																							
1/16	CORNELL *																							
1/23	at Cornell *																							
1/29	at Dartmouth *																							
1/30	at Harvard *																							
2/5	at Yale *																							
2/6	at Brown *																							
2/12	PENN *																							
2/13	PRINCETON *																							
2/19	HARVARD *																							
2/26	at Princeton *																							
2/27	at Penn *																							
3/4	BROWN *																							
3/5	YALE *																							

Season	GP	GS	Min	Avg	TOTAL			3-PTS			FT	FTA	Pct	REBOUNDS				PF	FO	A	TO	Blk	Stl	Pts	Avg
					FG	FGA	Pct	3FG	FGA	Pct				Off	Def	Tot	Avg								
2014-15	19	0	131	6.9	8	33	.242	3	16	.188	10	13	.769	5	11	16	0.8	16	0	3	12	3	6	29	1.5
2015-16	10	0	127	12.7	11	32	.344	4	19	.211	12	19	.632	3	6	9	0.9	13	0	9	8	0	8	38	3.8
TOTAL	29	0	258	8.9	19	65	.292	7	35	.200	22	32	.688	8	17	25	0.9	29	0	12	20	3	14	67	2.3



PETER BARBA

FIRST-YEAR | GUARD | 6-5 | 190
CHAGRIN FALLS, OHIO
WESTERN RESERVE ACADEMY

21

15-16 HIGHS

POINTS..... N/A, vs. Kean (11/13/15)
FG MADE..... N/A, vs. Kean (11/13/15)
FG ATT..... 1, vs. Kean (11/13/15)
3PT MADE..... N/A
3PT ATT..... 1, vs. Kean (11/13/15)
FT MADE..... N/A
FT ATT..... N/A
REBOUNDS..... N/A
ASSISTS..... N/A
STEALS..... N/A
BLOCKS..... N/A
MINUTES..... 1, vs. Kean (11/13/15)

CAREER HIGHS

POINTS..... N/A, vs. Kean (11/13/15)
FG MADE..... N/A, vs. Kean (11/13/15)
FG ATT..... 1, vs. Kean (11/13/15)
3PT MADE..... N/A
3PT ATT..... 1, vs. Kean (11/13/15)
FT MADE..... N/A
FT ATT..... N/A
REBOUNDS..... N/A
ASSISTS..... N/A
STEALS..... N/A
BLOCKS..... N/A
MINUTES..... 1, vs. Kean (11/13/15)

2015-16 HIGHLIGHTS

•

Date	Opponent	GS	Min	TOTAL				3-PTS				FT	FTA	Pct	REBOUNDS				PF	FO	A	TO	Blk	Stl	Pts	Avg
				FG	FGA	Pct	3FG	FGA	Pct	Off	Def				Tot	Avg										
11/13	KEAN		1	0	1	.000	0	1	.000	0	0	.000	0	0	0	0.0	0	0	0	0	0	0	0	0	0	0.0
11/16	at Kansas State																									
11/20	at Northwestern																									
11/22	LEHIGH																									
11/24	WOFFORD																									
11/27	at Fairfield																									
11/28	LONGWOOD																									
12/2	at Bucknell																									
12/4	ST. JOSEPH'S																									
12/6	DELAWARE																									
12/9	at Manhattan																									
12/12	NJIT																									
12/14	ROBERT MORRIS																									
12/28	HOWARD																									
1/2	at Stony Brook																									
1/6	UMES																									
1/9	CENTRAL PENN																									
1/16	CORNELL *																									
1/23	at Cornell *																									
1/29	at Dartmouth *																									
1/30	at Harvard *																									
2/5	at Yale *																									
2/6	at Brown *																									
2/12	PENN *																									
2/13	PRINCETON *																									
2/19	HARVARD *																									
2/26	at Princeton *																									
2/27	at Penn *																									
3/4	BROWN *																									
3/5	YALE *																									

Season	GP	GS	Min	Avg	TOTAL			3-PTS			REBOUNDS				PF	FO	A	TO	Blk	Stl	Pts	Avg	
					FG	FGA	Pct	3FG	FGA	Pct	FT	FTA	Pct	Off									Def
2015-16	1	0	1	1.0	0	1	.000	0	1	.000	0	0	.000	0	0	0	0.0	0	0	0	0	0	0.0
TOTAL	1	0	1	1.0	0	1	.000	0	1	.000	0	0	.000	0	0	0	0.0	0	0	0	0	0	0.0



JOHN SICA

FIRST-YEAR | FORWARD | 6-7 | 195
DELMAR, N.Y.
BETHLEHEM CENTRAL

24

15-16 HIGHS

POINTS.....N/A
FG MADE.....N/A
FG ATT.....N/A
3PT MADE.....N/A
3PT ATT.....N/A
FT MADE.....N/A
FT ATT.....N/A
REBOUNDS.....1, vs. Kean (11/13/15)
ASSISTS.....N/A
STEALS.....N/A
BLOCKS.....N/A
MINUTES.....1, vs. Kean (11/13/15)

CAREER HIGHS

POINTS.....N/A
FG MADE.....N/A
FG ATT.....N/A
3PT MADE.....N/A
3PT ATT.....N/A
FT MADE.....N/A
FT ATT.....N/A
REBOUNDS.....1, vs. Kean (11/13/15)
ASSISTS.....N/A
STEALS.....N/A
BLOCKS.....N/A
MINUTES.....1, vs. Kean (11/13/15)

2015-16 HIGHLIGHTS

•

Date	Opponent	TOTAL					3-PTS			REBOUNDS														
		GS	Min	FG	FGA	Pct	3FG	FGA	Pct	FT	FTA	Pct	Off	Def	Tot	Avg	PF	FO	A	TO	Blk	Stl	Pts	Avg
11/13	KEAN		1	0	0	.000	0	0	.000	0	0	.000	1	0	1	1.0	1	0	0	0	0	0	0	0.0
11/16	at Kansas State																							
11/20	at Northwestern																							
11/22	LEHIGH																							
11/24	WOFFORD																							
11/27	at Fairfield																							
11/28	LONGWOOD																							
12/2	at Bucknell																							
12/4	ST. JOSEPH'S																							
12/6	DELAWARE																							
12/9	at Manhattan																							
12/12	NJIT																							
12/14	ROBERT MORRIS																							
12/28	HOWARD																							
1/2	at Stony Brook																							
1/6	UMES																							
1/9	CENTRAL PENN																							
1/16	CORNELL *																							
1/23	at Cornell *																							
1/29	at Dartmouth *																							
1/30	at Harvard *																							
2/5	at Yale *																							
2/6	at Brown *																							
2/12	PENN *																							
2/13	PRINCETON *																							
2/19	HARVARD *																							
2/26	at Princeton *																							
2/27	at Penn *																							
3/4	BROWN *																							
3/5	YALE *																							

Season	GP	GS	Min	Avg	TOTAL			3-PTS			REBOUNDS				PF	FO	A	TO	Blk	Stl	Pts	Avg	
					FG	FGA	Pct	3FG	FGA	Pct	FT	FTA	Pct	Off									Def
2015-16	1	0	1	1.0	0	0	.000	0	0	.000	0	0	.000	1	0	1	1.0	1	0	0	0	0	0.0
TOTAL	1	0	1	1.0	0	0	.000	0	0	.000	0	0	.000	1	0	1	1.0	1	0	0	0	0	0.0



CHRIS McCOMBER

JUNIOR | FORWARD | 6-8 | 244
NEPEAN, ONTARIO
JOHN MCCRAE SECONDARY SCHOOL/REDA

32

15-16 HIGHS

POINTS.....3, vs. Kean (11/13/15)
FG MADE.....1, twice, last at Kansas State (11/16/15)
FG ATT.....2, vs. Kean (11/13/15)
3PT MADE.....1, vs. Kean (11/13/15)
3PT ATT.....2, vs. Kean (11/13/15)
FT MADE.....N/A
FT ATT.....N/A
REBOUNDS.....2, vs. Kean (11/13/15)
ASSISTS.....N/A
STEALS.....N/A
BLOCKS.....N/A
MINUTES.....8, at Kansas State (11/16/15)

CAREER HIGHS

POINTS.....13, at Stony Brook (11/14/14)
FG MADE.....4, 3x, last vs. Penn (2/7/15)
FG ATT.....10, vs. Dartmouth (2/27/15)
3PT MADE.....4, at Stony Brook (11/14/14)
3PT ATT.....10, vs. Dartmouth (2/27/15)
FT MADE.....3, vs. Fairleigh Dickinson (11/25/14)
FT ATT.....4, vs. Fairleigh Dickinson (11/25/14)
REBOUNDS.....6, vs. Harvard (2/28/15)
ASSISTS.....2, twice, last vs. Penn (2/7/15)
STEALS.....2, at Dartmouth (2/14/15)
BLOCKS.....1, 5x, last vs. Yale (1/30/15)
MINUTES.....31, vs. Wagner (11/18/14)

2015-16 HIGHLIGHTS

•

Date	Opponent	GS	Min	TOTAL				3-PTS			FT	FTA	Pct	REBOUNDS										PF	FO	A	TO	Blk	Stl	Pts	Avg
				FG	FGA	Pct	3FG	FGA	Pct	Off				Def	Tot	Avg															
11/13	KEAN		7	1	2	.500	1	2	.500	0	0	.000	2	0	2	2.0	1	0	0	1	0	0	3	3.0							
11/16	at Kansas State		8	1	1	1.000	0	0	.000	0	0	.000	0	0	0	1.0	2	0	0	0	0	0	2	2.5							
11/20	at Northwestern		3	0	1	.000	0	1	.000	0	0	.000	0	0	0	0.7	3	0	0	0	0	0	0	1.7							
11/22	LEHIGH																														
11/24	WOFFORD																														
11/27	at Fairfield																														
11/28	LONGWOOD																														
12/2	at Bucknell																														
12/4	ST. JOSEPH'S																														
12/6	DELAWARE																														
12/9	at Manhattan																														
12/12	NJIT																														
12/14	ROBERT MORRIS																														
12/28	HOWARD																														
1/2	at Stony Brook																														
1/6	UMES																														
1/9	CENTRAL PENN																														
1/16	CORNELL *																														
1/23	at Cornell *																														
1/29	at Dartmouth *																														
1/30	at Harvard *																														
2/5	at Yale *																														
2/6	at Brown *																														
2/12	PENN *																														
2/13	PRINCETON *																														
2/19	HARVARD *																														
2/26	at Princeton *																														
2/27	at Penn *																														
3/4	BROWN *																														
3/5	YALE *																														

	TOTAL							3-PTS			REBOUNDS														
Season	GP	GS	Min	Avg	FG	FGA	Pct	3FG	FGA	Pct	FT	FTA	Pct	Off	Def	Tot	Avg	PF	FO	A	TO	Blk	Stl	Pts	Avg
2013-14	5	0	13	2.6	1	1	1.000	1	1	1.000	0	0	.000	0	0	0	0.0	1	0	1	1	0	1	3	0.6
2014-15	28	17	510	18.2	35	113	.310	29	97	.299	9	12	.750	18	27	45	1.6	49	1	9	11	5	6	108	3.9
2015-16	3	0	18	6.0	2	4	.500	1	3	.333	0	0	.000	2	0	2	0.7	6	0	0	1	0	0	5	1.7
TOTAL	36	17	541	15.0	38	118	.322	31	101	.307	9	12	.750	20	27	47	1.3	56	1	10	13	5	7	116	3.2



LUKE PETRASEK

JUNIOR | FORWARD | 6-10 | 215
EAST NORTHPORT, N.Y.
NORTHPORT

33

15-16 HIGHS

POINTS.....26, at Manhattan (12/9/15)
FG MADE.....11, at Manhattan (12/9/15)
FG ATT.....17, at Manhattan (12/9/15)
3PT MADE.....4, at Bucknell (12/2/15)
3PT ATT.....5, at Bucknell (12/2/15)
FT MADE.....6, at Northwestern (11/20/15)
FT ATT.....9, at Northwestern (11/20/15)
REBOUNDS.....8, 3x, last vs. Lehigh (11/22/15)
ASSISTS.....4, at Northwestern (11/22/15)
STEALS.....3, vs. Kean (11/13/15)
BLOCKS.....3, at Bucknell (12/2/15)
MINUTES.....39, at Northwestern (11/20/15)

CAREER HIGHS

POINTS.....26, at Manhattan (12/9/15)
FG MADE.....11, at Manhattan (12/9/15)
FG ATT.....17, at Manhattan (12/9/15)
3PT MADE.....4, twice, last at Bucknell (12/2/15)
3PT ATT.....6, twice, last at Colgate (12/30/13)
FT MADE.....6, at Northwestern (11/20/15)
FT ATT.....9, at Northwestern (11/20/15)
REBOUNDS...10, twice, last vs. Central Penn (1/10/15)
ASSISTS...4, 5x, last at Northwestern (11/20/15)
STEALS.....3, vs. Kean (11/13/15)
BLOCKS.....3, 5x, last at Bucknell (12/2/15)
MINUTES.....39, at Northwestern (11/20/15)

2015-16 HIGHLIGHTS

- Hit game-winning 3-pointer with 6.4 seconds left at Manhattan (Dec. 9)
- Ivy League Co-Player of the Week (Nov. 23)
- Game-high 19 points at Kansas State.

Date	Opponent	GS	Min	TOTAL			3-PTS			FT	FTA	Pct	REBOUNDS				PF	FO	A	TO	Blk	Stl	Pts	Avg
				FG	FGA	Pct	3FG	FGA	Pct				Off	Def	Tot	Avg								
11/13	KEAN		18	2	2	1.000	0	0	.000	2	2	1.000	2	3	5	5.0	2	0	3	3	1	3	6	6.0
11/16	at Kansas State		34	7	9	.778	1	3	.333	4	6	.667	2	6	8	6.5	1	0	1	3	1	1	19	12.5
11/20	at Northwestern	*	39	4	11	.364	1	3	.333	6	9	.667	3	5	8	7.0	2	0	4	0	0	0	15	13.3
11/22	LEHIGH	*	23	5	6	.833	1	2	.500	2	2	1.000	0	8	8	7.3	4	0	2	1	1	0	13	13.3
11/24	WOFFORD	*	25	2	5	.400	0	2	.000	4	4	1.000	0	4	4	6.6	2	0	0	1	2	2	8	12.2
11/27	at Fairfield	*	34	6	7	.857	1	1	1.000	0	1	.000	1	2	3	6.0	2	0	2	1	0	1	13	12.3
11/28	LONGWOOD	*	26	4	8	.500	2	4	.500	0	0	.000	0	1	1	5.3	4	0	2	3	0	0	10	12.0
12/2	at Bucknell		22	5	10	.500	4	5	.800	0	0	.000	1	3	4	5.1	5	1	2	1	3	2	14	12.3
12/4	ST. JOSEPH'S	*	12	2	2	1.000	0	0	.000	1	1	1.000	0	2	2	4.8	2	0	2	3	1	1	5	11.4
12/6	DELAWARE	*	27	5	7	.714	2	3	.667	4	4	1.000	0	5	5	4.8	3	0	2	1	1	0	16	11.9
12/9	at Manhattan	*	32	11	17	.647	1	3	.333	3	4	.750	0	4	4	4.7	1	0	0	1	0	0	26	13.2
12/12	NJIT																							
12/14	ROBERT MORRIS																							
12/28	HOWARD																							
1/2	at Stony Brook																							
1/6	UMES																							
1/9	CENTRAL PENN																							
1/16	CORNELL *																							
1/23	at Cornell *																							
1/29	at Dartmouth *																							
1/30	at Harvard *																							
2/5	at Yale *																							
2/6	at Brown *																							
2/12	PENN *																							
2/13	PRINCETON *																							
2/19	HARVARD *																							
2/26	at Princeton *																							
2/27	at Penn *																							
3/4	BROWN *																							
3/5	YALE *																							

Season	GP	GS	Min	Avg	TOTAL			3-PTS			FT	FTA	Pct	REBOUNDS				PF	FO	A	TO	Blk	Stl	Pts	Avg
					FG	FGA	Pct	3FG	FGA	Pct				Off	Def	Tot	Avg								
2013-14	34	18	635	18.7	64	154	.416	17	67	.254	34	48	.708	28	82	110	3.2	80	1	31	40	23	6	179	5.3
2014-15	19	5	322	16.9	35	87	.402	15	46	.326	11	20	.550	16	40	56	2.9	40	0	18	17	12	2	96	5.1
2015-16	11	8	292	26.5	53	84	.631	13	26	.500	26	33	.788	9	43	52	4.7	28	1	20	18	10	10	145	13.2
TOTAL	64	31	1249	19.5	152	325	.468	45	139	.324	71	101	.703	53	165	218	3.4	148	2	69	75	45	18	420	6.6



SHANE EBERLE

FIRST-YEAR | CENTER | 6-10 | 253
WOODBINE, MD.
OUR LADY OF GOOD COUNSEL

44

15-16 HIGHS

POINTS
FG MADE
FG ATT.
3PT MADE
3PT ATT.
FT MADE
FT ATT.
REBOUNDS
ASSISTS
STEALS
BLOCKS
MINUTES

CAREER HIGHS

POINTS
FG MADE
FG ATT.
3PT MADE
3PT ATT.
FT MADE
FT ATT.
REBOUNDS
ASSISTS
STEALS
BLOCKS
MINUTES

2015-16 HIGHLIGHTS

.

Date	Opponent	TOTAL				3-PTS			REBOUNDS															
		GS	Min	FG	FGA	Pct	3FG	FGA	Pct	FT	FTA	Pct	Off	Def	Tot	Avg	PF	FO	A	TO	Blk	Stl	Pts	Avg
11/13	KEAN																							
11/16	at Kansas State																							
11/20	at Northwestern																							
11/22	LEHIGH																							
11/24	WOFFORD																							
11/27	at Fairfield																							
11/28	LONGWOOD																							
12/2	at Bucknell																							
12/4	ST. JOSEPH'S																							
12/6	DELAWARE																							
12/9	at Manhattan																							
12/12	NJIT																							
12/14	ROBERT MORRIS																							
12/28	HOWARD																							
1/2	at Stony Brook																							
1/6	UMES																							
1/9	CENTRAL PENN																							
1/16	CORNELL *																							
1/23	at Cornell *																							
1/29	at Dartmouth *																							
1/30	at Harvard *																							
2/5	at Yale *																							
2/6	at Brown *																							
2/12	PENN *																							
2/13	PRINCETON *																							
2/19	HARVARD *																							
2/26	at Princeton *																							
2/27	at Penn *																							
3/4	BROWN *																							
3/5	YALE *																							

Season	GP	GS	Min	Avg	TOTAL			3-PTS			REBOUNDS										PF	FO	A	TO	Blk	Stl	Pts	Avg
					FG	FGA	Pct	3FG	FGA	Pct	FT	FTA	Pct	Off	Def	Tot	Avg											
2015-16																												
TOTAL																												



CONOR VOSS

JUNIOR | CENTER | 7-1 | 260
ST. CLOUD, MINN
ST. CLOUD CATHEDRAL

52

15-16 HIGHS

POINTS.....6, vs. Kean (11/13/15)
FG MADE.....2, vs. Kean (11/13/15)
FG ATT.....5, vs. Kean (11/13/15)
3PT MADE.....N/A
3PT ATT.....N/A
FT MADE.....3, vs. Longwood (11/28/15)
FT ATT.....5, vs. Kean (11/13/15)
REBOUNDS.....9, vs. Kean (11/13/15)
ASSISTS.....N/A
STEALS.....2, vs. Lehigh (11/22/15)
BLOCKS.....3, vs. Kean (11/13/15)
MINUTES.....18, vs. Kean (11/13/15)

CAREER HIGHS

POINTS.....6, vs. Kean (11/13/15)
FG MADE.....2, vs. Kean (11/13/15)
FG ATT.....5, vs. Kean (11/13/15)
3PT MADE.....N/A
3PT ATT.....N/A
FT MADE.....3, vs. Longwood (11/28/15)
FT ATT.....5, vs. Kean (11/13/15)
REBOUNDS.....9, vs. Kean (11/13/15)
ASSISTS.....1, vs. Harvard (2/28/15)
STEALS.....2, vs. Lehigh (11/22/15)
BLOCKS.....3, vs. Kean (11/13/15)
MINUTES.....18, vs. Kean (11/13/15)

2015-16 HIGHLIGHTS

•

Date	Opponent	GS	Min	TOTAL			3-PTS			FT	FTA	Pct	REBOUNDS				PF	FO	A	TO	Blk	Stl	Pts	Avg
				FG	FGA	Pct	3FG	FGA	Pct				Off	Def	Tot	Avg								
11/13	KEAN	*	18	2	5	.400	0	0	.000	2	5	.400	6	3	9	9.0	2	0	0	1	3	0	6	6.0
11/16	at Kansas State	*	5	1	2	.500	0	0	.000	0	0	.000	0	0	0	4.5	0	0	0	0	0	0	2	4.0
11/20	at Northwestern		3	0	0	.000	0	0	.000	0	0	.000	0	0	0	3.0	0	0	0	1	0	0	0	2.7
11/22	LEHIGH		4	0	0	.000	0	0	.000	0	0	.000	0	0	0	2.3	0	0	0	1	0	2	0	2.0
11/24	WOFFORD												DID NOT PLAY											
11/27	at Fairfield												DID NOT PLAY											
11/28	LONGWOOD		4	1	1	1.000	0	0	.000	3	4	.750	1	0	1	2.0	1	0	0	0	1	0	5	2.6
12/2	at Bucknell												DID NOT PLAY											
12/4	ST. JOSEPH'S												DID NOT PLAY											
12/6	DELAWARE		3	0	0	.000	0	0	.000	0	0	.000	0	0	0	1.7	1	0	0	1	1	0	0	2.2
12/9	at Manhattan												DID NOT PLAY											
12/12	NJIT												DID NOT PLAY											
12/14	ROBERT MORRIS												DID NOT PLAY											
12/28	HOWARD												DID NOT PLAY											
1/2	at Stony Brook												DID NOT PLAY											
1/6	UMES												DID NOT PLAY											
1/9	CENTRAL PENN												DID NOT PLAY											
1/16	CORNELL *												DID NOT PLAY											
1/23	at Cornell *												DID NOT PLAY											
1/29	at Dartmouth *												DID NOT PLAY											
1/30	at Harvard *												DID NOT PLAY											
2/5	at Yale *												DID NOT PLAY											
2/6	at Brown *												DID NOT PLAY											
2/12	PENN *												DID NOT PLAY											
2/13	PRINCETON *												DID NOT PLAY											
2/19	HARVARD *												DID NOT PLAY											
2/26	at Princeton *												DID NOT PLAY											
2/27	at Penn *												DID NOT PLAY											
3/4	BROWN *												DID NOT PLAY											
3/5	YALE *												DID NOT PLAY											

Season	GP	GS	Min	Avg	TOTAL			3-PTS			FT	FTA	Pct	REBOUNDS				PF	FO	A	TO	Blk	Stl	Pts	Avg
					FG	FGA	Pct	3FG	FGA	Pct				Off	Def	Tot	Avg								
2013-14	12	0	27	2.3	0	2	.000	0	0	.000	1	2	.500	2	6	8	0.7	6	0	0	4	2	1	1	0.1
2014-15	19	0	61	3.2	3	9	.333	0	0	.000	4	6	.667	2	12	14	0.7	13	1	1	5	0	0	10	0.5
2015-16	6	2	37	6.2	4	8	.500	0	0	.000	5	9	.556	7	3	10	1.7	4	0	0	4	5	2	13	2.2
TOTAL	37	2	125	3.4	7	19	.368	0	0	.000	10	17	.588	11	21	32	0.9	23	1	1	13	7	3	24	0.6



Columbia Men's Basketball
Columbia Combined Team Statistics (as of Dec 09, 2015)
All games



Overall record: 6-5 Conf: 0-0 Home: 4-2 Away: 2-3 Neutral: 0-0

#	Player	gp-gs	min	avg	Total		3-Point		F-Throw		Rebounds				pf	dq	a	to	blk	stl	pts	avg
					fg-fga	fg%	3fg-fga	3fg%	ft-fa	ft%	off	def	tot	avg								
12	Lo, Maodo	11-11	345	31.4	57-132	.432	29-78	.372	25-35	.714	4	24	28	2.5	26	0	34	26	4	25	168	15.3
13	Rosenberg, Alex	11-11	331	30.1	44-107	.411	16-49	.327	56-74	.757	25	20	45	4.1	24	0	24	17	2	6	160	14.5
33	Petrasek, Luke	11-8	292	26.5	53-84	.631	13-26	.500	26-33	.788	9	43	52	4.7	28	1	20	18	10	10	145	13.2
03	Mullins, Grant	11-11	332	30.2	44-92	.478	25-57	.439	23-30	.767	5	31	36	3.3	30	2	36	10	0	9	136	12.4
00	Castlin, Kyle	11-4	223	20.3	22-48	.458	5-14	.357	15-25	.600	11	24	35	3.2	19	0	10	16	2	3	64	5.8
11	Meisner, Lukas	10-0	133	13.3	15-29	.517	6-16	.375	3-7	.429	14	28	42	4.2	21	1	7	5	5	3	39	3.9
01	Coby, Jeff	11-1	124	11.3	14-35	.400	3-8	.375	8-12	.667	10	29	39	3.5	16	0	9	2	2	0	39	3.5
15	Hickman, Nate	10-0	127	12.7	11-32	.344	4-19	.211	12-19	.632	3	6	9	0.9	13	0	9	8	0	8	38	3.8
05	Davis, CJ	11-0	77	7.0	11-23	.478	7-16	.438	0-2	.000	1	11	12	1.1	8	0	10	2	0	2	29	2.6
02	Cohen, Isaac	7-7	185	26.4	10-22	.455	1-3	.333	0-2	.000	17	23	40	5.7	9	0	21	8	3	4	21	3.0
52	Voss, Conor	6-2	37	6.2	4-8	.500	0-0	.000	5-9	.556	7	3	10	1.7	4	0	0	4	5	2	13	2.2
10	Adlesh, Quinton	4-0	15	3.8	4-7	.571	2-5	.400	2-3	.667	0	4	4	1.0	0	0	3	0	0	0	12	3.0
32	McComber, Chris	3-0	18	6.0	2-4	.500	1-3	.333	0-0	.000	2	0	2	0.7	6	0	0	1	0	0	5	1.7
14	Jackson, Kendall	2-0	9	4.5	0-3	.000	0-3	.000	1-2	.500	0	0	0	0.0	2	0	1	0	0	0	1	0.5
24	Sica, John	1-0	1	1.0	0-0	.000	0-0	.000	0-0	.000	1	0	1	1.0	1	0	0	0	0	0	0	0.0
21	Barba, Peter	1-0	1	1.0	0-1	.000	0-1	.000	0-0	.000	0	0	0	0.0	0	0	0	0	0	0	0	0.0
Team											17	16	33				4					
Total.....		11	2250		291-627	.464	112-298	.376	176-253	.696	126	262	388	35.3	207	4	184	121	33	72	870	79.1
Opponents.....		11	2250		270-602	.449	90-248	.363	149-210	.710	107	254	361	32.8	216	-	158	147	34	39	779	70.8

TEAM STATISTICS	COL	OPP
SCORING	870	779
Points per game	79.1	70.8
Scoring margin	+8.3	-
FIELD GOALS-ATT	291-627	270-602
Field goal pct	.464	.449
3 POINT FG-ATT	112-298	90-248
3-point FG pct	.376	.363
3-pt FG made per game	10.2	8.2
FREE THROWS-ATT	176-253	149-210
Free throw pct	.696	.710
F-Throws made per game	16.0	13.5
REBOUNDS	388	361
Rebounds per game	35.3	32.8
Rebounding margin	+2.5	-
ASSISTS	184	158
Assists per game	16.7	14.4
TURNOVERS	121	147
Turnovers per game	11.0	13.4
Turnover margin	+2.4	-
Assist/turnover ratio	1.5	1.1
STEALS	72	39
Steals per game	6.5	3.5
BLOCKS	33	34
Blocks per game	3.0	3.1
ATTENDANCE	5789	22551
Home games-Avg/Game	6-965	5-4510
Neutral site-Avg/Game	-	0-0

Date	Opponent		Score	Att.
11/13/15	KEAN	W	107-62	878
! 11/16/15	at Kansas State	L	71-81	11368
! 11/20/15	at Northwestern	Lot	80-83	6117
11/22/15	LEHIGH	W	88-61	1011
! 11/24/15	WOFFORD	W	70-59	840
! 11/27/15	at Fairfield University	Lot	81-82	1887
11/28/15	LONGWOOD	L	69-70	983
12/2/15	at Bucknell	W	72-61	2465
12/4/15	SAINT JOSEPH'S	L	78-80	1088
12/6/15	DELAWARE	W	82-69	989
12/09/15	at Manhattan	W	72-71	714

! = CBE Hall of Fame Classic
 * = Conference game

Score by Periods	1st	2nd	OT	Totals
Columbia	368	487	15	870
Opponents	330	430	19	779



Columbia Men's Basketball
Columbia Player High/Low Analysis (as of Dec 09, 2015)
All games



Columbia - INDIVIDUAL GAME HIGHS

Points	26	Petrasek, Luke at Manhattan (12/09/15)
	23	Lo, Maodo at Bucknell (12/2/15)
	23	Mullins, Grant vs Longwood (11/28/15)
	23	Lo, Maodo at Fairfield University (11/27/15)
	22	Mullins, Grant at Northwestern (11/20/15)
Field Goals Made	11	Petrasek, Luke at Manhattan (12/09/15)
	9	Lo, Maodo vs Saint Joseph's (12/4/15)
Field Goal Att.	21	Lo, Maodo at Fairfield University (11/27/15)
	19	Lo, Maodo vs Saint Joseph's (12/4/15)
FG Pct (min 5 made)	.857 (6-7)	Petrasek, Luke at Fairfield University (11/27/15)
	.833 (5-6)	Petrasek, Luke vs Lehigh (11/22/15)
3-Point FG Made	7	Mullins, Grant vs Longwood (11/28/15)
	6	Lo, Maodo at Fairfield University (11/27/15)
3-Point FG Att.	17	Lo, Maodo at Fairfield University (11/27/15)
	12	Mullins, Grant vs Longwood (11/28/15)
3-Pt FG Pct (min 2 made)	1.000 (2-2)	Mullins, Grant vs Wofford (11/24/15)
	.833 (5-6)	Davis, CJ vs Kean (11/13/15)
Free Throws Made	13	Rosenberg, Alex at Manhattan (12/09/15)
	8	Rosenberg, Alex at Bucknell (12/2/15)
Free Throw Att.	16	Rosenberg, Alex at Manhattan (12/09/15)
	10	Rosenberg, Alex at Bucknell (12/2/15)
FT Pct (min 3 made)	1.000 (6-6)	Mullins, Grant at Northwestern (11/20/15)
	1.000 (6-6)	Mullins, Grant at Kansas State (11/16/15)
	1.000 (4-4)	Petrasek, Luke vs Delaware (12/6/15)
	1.000 (4-4)	Petrasek, Luke vs Wofford (11/24/15)
	1.000 (4-4)	Rosenberg, Alex at Kansas State (11/16/15)
Rebounds	10	Cohen, Isaac at Kansas State (11/16/15)
	10	Rosenberg, Alex vs Kean (11/13/15)
Assists	9	Cohen, Isaac vs Wofford (11/24/15)
	6	Lo, Maodo vs Saint Joseph's (12/4/15)
	6	Mullins, Grant vs Longwood (11/28/15)
	6	Mullins, Grant at Northwestern (11/20/15)
	6	Lo, Maodo at Kansas State (11/16/15)
Steals	5	Lo, Maodo vs Lehigh (11/22/15)
	4	Lo, Maodo at Northwestern (11/20/15)
Blocked Shots	3	Lo, Maodo vs Delaware (12/6/15)
	3	Petrasek, Luke at Bucknell (12/2/15)
	3	Cohen, Isaac vs Kean (11/13/15)
	3	Voss, Conor vs Kean (11/13/15)
Turnovers	5	Lo, Maodo vs Wofford (11/24/15)
	5	Lo, Maodo at Kansas State (11/16/15)
Fouls	5	Meisner, Lukas at Manhattan (12/09/15)
	5	Petrasek, Luke at Bucknell (12/2/15)
	5	Mullins, Grant at Northwestern (11/20/15)
	5	Mullins, Grant at Kansas State (11/16/15)
Minutes	42	Mullins, Grant at Fairfield University (11/27/15)
	41	Rosenberg, Alex at Northwestern (11/20/15)
	39	Petrasek, Luke at Northwestern (11/20/15)
	38	Mullins, Grant at Northwestern (11/20/15)
	38	Lo, Maodo at Kansas State (11/16/15)



Columbia Men's Basketball
Columbia Opponent High/Low Analysis (as of Dec 09, 2015)
All games



OPPONENT INDIVIDUAL GAME HIGHS

Points	33		Gilbert, Marcus at Fairfield University (11/27/15)
	32		McIntosh, Bryant at Northwestern (11/20/15)
	26		Brown, Aaron vs Saint Joseph's (12/4/15)
	24		Hayes, Cazmon vs Delaware (12/6/15)
	23		Holden, Kory vs Delaware (12/6/15)
Field Goals Made	11		Brown, Aaron vs Saint Joseph's (12/4/15)
	11		Gilbert, Marcus at Fairfield University (11/27/15)
	11		McIntosh, Bryant at Northwestern (11/20/15)
Field Goal Att.	19		Demps, Tre at Northwestern (11/20/15)
	17		Hayes, Cazmon vs Delaware (12/6/15)
	17		Holden, Kory vs Delaware (12/6/15)
	17		McIntosh, Bryant at Northwestern (11/20/15)
FG Pct (min 5 made)	.833	(5-6)	EDWARDS, Justin at Kansas State (11/16/15)
	.833	(5-6)	Bradley, Timothy vs Kean (11/13/15)
3-Point FG Made	5		Hayes, Cazmon vs Delaware (12/6/15)
	5		Gilbert, Marcus at Fairfield University (11/27/15)
	5		McIntosh, Bryant at Northwestern (11/20/15)
3-Point FG Att.	13		Hayes, Cazmon vs Delaware (12/6/15)
	9		Richards, Shane at Manhattan (12/09/15)
3-Pt FG Pct (min 2 made)	1.000	(2-2)	McRoy, Curtis vs Delaware (12/6/15)
	1.000	(2-2)	Magee, Fletcher vs Wofford (11/24/15)
	1.000	(2-2)	Crismond, Jerry vs Kean (11/13/15)
	1.000	(2-2)	Bradley, Timothy vs Kean (11/13/15)
Free Throws Made	8		Nwogbo, Lotanna vs Longwood (11/28/15)
	7		Richards, Shane at Manhattan (12/09/15)
	7		Williams, Rich at Manhattan (12/09/15)
	7		Holden, Kory vs Delaware (12/6/15)
	7		Brown, Stephen at Bucknell (12/2/15)
	7		Kempton, Tim vs Lehigh (11/22/15)
	7		EDWARDS, Justin at Kansas State (11/16/15)
Free Throw Att.	10		Holden, Kory vs Delaware (12/6/15)
	9		Nwogbo, Lotanna vs Longwood (11/28/15)
	9		Kempton, Tim vs Lehigh (11/22/15)
	9		EDWARDS, Justin at Kansas State (11/16/15)
FT Pct (min 3 made)	1.000	(7-7)	Brown, Stephen at Bucknell (12/2/15)
	1.000	(4-4)	Nelson, Tyler at Fairfield University (11/27/15)
Rebounds	11		Williams, Rich at Manhattan (12/09/15)
	11		Milin, Matija at Fairfield University (11/27/15)
Assists	8		Bembry, DeAndre' vs Saint Joseph's (12/4/15)
	8		Fisher, Leron vs Longwood (11/28/15)
Steals	3		EDWARDS, Justin at Kansas State (11/16/15)
	2		Oliva, Pierfrancesco vs Saint Joseph's (12/4/15)
	2		Thomas, Zach at Bucknell (12/2/15)
	2		Allen, Darrion vs Longwood (11/28/15)
	2		Nelson, Tyler at Fairfield University (11/27/15)
	2		Allen, Jaylen vs Wofford (11/24/15)
	2		Ross, Kahron vs Lehigh (11/22/15)
	2		WADE, Dean at Kansas State (11/16/15)
	2		Mlenak, Keith vs Kean (11/13/15)
Blocked Shots	3		Miles, Isaiah vs Saint Joseph's (12/4/15)
	3		Bembry, DeAndre' vs Saint Joseph's (12/4/15)
Turnovers	5		Jeffers, Maurice vs Delaware (12/6/15)
	5		McIntosh, Bryant at Northwestern (11/20/15)

Fouls	5	Waterman, Zane at Manhattan (12/09/15)
	5	McRoy, Curtis vs Delaware (12/6/15)
	5	Goldsborough, Justin vs Lehigh (11/22/15)
	5	Olah, Alex at Northwestern (11/20/15)
	5	Lumpkin, Sanjay at Northwestern (11/20/15)
	5	JOHNSON, D.J. at Kansas State (11/16/15)
	5	Myers, Robbie vs Kean (11/13/15)
	5	Conrey, William vs Kean (11/13/15)
	5	Thompson, Jodrell vs Kean (11/13/15)



Columbia Men's Basketball
Columbia Team High/Low Analysis (as of Dec 09, 2015)
All games



Columbia - TEAM GAME HIGHS

POINTS	107	KEAN (11/13/15)
	88	LEHIGH (11/22/15)
	82	DELAWARE (12/6/15)
	81	at Fairfield University (11/27/15)
	80	at Northwestern (11/20/15)
FIELD GOALS MADE	39	KEAN (11/13/15)
	30	SAINT JOSEPH'S (12/4/15)
FIELD GOAL ATTEMPTS	80	KEAN (11/13/15)
	69	at Fairfield University (11/27/15)
FIELD GOAL PERCENTAGE	.583 (28-48)	LEHIGH (11/22/15)
	.521 (25-48)	WOFFORD (11/24/15)
3 PT FIELD GOALS MADE	16	KEAN (11/13/15)
	15	LONGWOOD (11/28/15)
	15	at Fairfield University (11/27/15)
3 PT FG ATTEMPTS	46	KEAN (11/13/15)
	41	at Fairfield University (11/27/15)
3 PT FG PERCENTAGE	.550 (11-20)	LEHIGH (11/22/15)
	.441 (15-34)	LONGWOOD (11/28/15)
FREE THROWS MADE	21	at Bucknell (12/2/15)
	21	LEHIGH (11/22/15)
FREE THROW ATTEMPTS	30	LEHIGH (11/22/15)
	28	at Manhattan (12/09/15)
	28	at Northwestern (11/20/15)
	28	KEAN (11/13/15)
FREE THROW PERCENTAGE	.818 (9-11)	SAINT JOSEPH'S (12/4/15)
	.778 (21-27)	at Bucknell (12/2/15)
REBOUNDS	60	KEAN (11/13/15)
	44	at Fairfield University (11/27/15)
ASSISTS	23	KEAN (11/13/15)
	20	LONGWOOD (11/28/15)
	20	at Northwestern (11/20/15)
STEALS	10	KEAN (11/13/15)
	9	at Bucknell (12/2/15)
	9	LEHIGH (11/22/15)
BLOCKED SHOTS	10	KEAN (11/13/15)
	5	DELAWARE (12/6/15)
	5	at Bucknell (12/2/15)
TURNOVERS	14	at Kansas State (11/16/15)
	14	KEAN (11/13/15)
FOULS	25	at Manhattan (12/09/15)
	23	at Bucknell (12/2/15)



Columbia Men's Basketball
Columbia High/Low Analysis (as of Dec 09, 2015)
All games



Opponent - GAME HIGHS

POINTS	83		at Northwestern (11/20/15)
	82		at Fairfield University (11/27/15)
	81		at Kansas State (11/16/15)
	80		SAINT JOSEPH'S (12/4/15)
	71		at Manhattan (12/09/15)
FIELD GOALS MADE	31		at Northwestern (11/20/15)
	30		SAINT JOSEPH'S (12/4/15)
	30		at Kansas State (11/16/15)
FIELD GOAL ATTEMPTS	65		SAINT JOSEPH'S (12/4/15)
	60		at Fairfield University (11/27/15)
	60		at Kansas State (11/16/15)
FIELD GOAL PERCENTAGE	.525	(31-59)	at Northwestern (11/20/15)
	.500	(30-60)	at Kansas State (11/16/15)
3 PT FIELD GOALS MADE	13		at Northwestern (11/20/15)
	11		at Fairfield University (11/27/15)
3 PT FG ATTEMPTS	29		at Fairfield University (11/27/15)
	27		SAINT JOSEPH'S (12/4/15)
3 PT FG PERCENTAGE	.500	(13-26)	at Northwestern (11/20/15)
	.500	(6-12)	WOFFORD (11/24/15)
FREE THROWS MADE	22		at Manhattan (12/09/15)
	18		at Bucknell (12/2/15)
FREE THROW ATTEMPTS	33		at Manhattan (12/09/15)
	25		at Bucknell (12/2/15)
FREE THROW PERCENTAGE	.917	(11-12)	SAINT JOSEPH'S (12/4/15)
	.850	(17-20)	LONGWOOD (11/28/15)
REBOUNDS	38		at Manhattan (12/09/15)
	37		at Fairfield University (11/27/15)
	37		at Kansas State (11/16/15)
ASSISTS	21		SAINT JOSEPH'S (12/4/15)
	19		at Northwestern (11/20/15)
STEALS	6		at Kansas State (11/16/15)
	5		SAINT JOSEPH'S (12/4/15)
	5		at Bucknell (12/2/15)
	5		LEHIGH (11/22/15)
BLOCKED SHOTS	7		SAINT JOSEPH'S (12/4/15)
	5		DELAWARE (12/6/15)
	5		LONGWOOD (11/28/15)
	5		at Northwestern (11/20/15)
TURNOVERS	20		KEAN (11/13/15)
	17		at Bucknell (12/2/15)
FOULS	27		KEAN (11/13/15)
	23		DELAWARE (12/6/15)



Columbia Men's Basketball
Columbia High/Low Analysis (as of Dec 09, 2015)
All games



Columbia - GAME LOWS

POINTS	69	LONGWOOD (11/28/15)
	70	WOFFORD (11/24/15)
	71	at Kansas State (11/16/15)
	72	at Bucknell (12/2/15)
	72	at Manhattan (12/09/15)
FIELD GOALS MADE	20	at Bucknell (12/2/15)
	22	LONGWOOD (11/28/15)
FIELD GOAL ATTEMPTS	48	LEHIGH (11/22/15)
	48	WOFFORD (11/24/15)
FIELD GOAL PERCENTAGE	.370 (20-54)	at Bucknell (12/2/15)
	.391 (27-69)	at Fairfield University (11/27/15)
3 PT FIELD GOALS MADE	4	at Manhattan (12/09/15)
	5	at Kansas State (11/16/15)
3 PT FG ATTEMPTS	16	at Manhattan (12/09/15)
	17	WOFFORD (11/24/15)
3 PT FG PERCENTAGE	.208 (5-24)	at Kansas State (11/16/15)
	.250 (4-16)	at Manhattan (12/09/15)
FREE THROWS MADE	9	SAINT JOSEPH'S (12/4/15)
	10	LONGWOOD (11/28/15)
FREE THROW ATTEMPTS	11	SAINT JOSEPH'S (12/4/15)
	13	LONGWOOD (11/28/15)
FREE THROW PERCENTAGE	.464 (13-28)	KEAN (11/13/15)
	.632 (12-19)	at Fairfield University (11/27/15)
REBOUNDS	27	at Kansas State (11/16/15)
	29	LONGWOOD (11/28/15)
ASSISTS	12	at Kansas State (11/16/15)
	14	at Fairfield University (11/27/15)
	14	DELAWARE (12/6/15)
STEALS	3	SAINT JOSEPH'S (12/4/15)
	4	at Manhattan (12/09/15)
BLOCKED SHOTS	0	at Northwestern (11/20/15)
	0	at Fairfield University (11/27/15)
TURNOVERS	6	DELAWARE (12/6/15)
	9	at Bucknell (12/2/15)
FOULS	12	SAINT JOSEPH'S (12/4/15)
	14	WOFFORD (11/24/15)



Columbia Men's Basketball
Columbia High/Low Analysis (as of Dec 09, 2015)
All games



Opponent - GAME LOWS

POINTS	59	WOFFORD (11/24/15)
	61	LEHIGH (11/22/15)
	61	at Bucknell (12/2/15)
	62	KEAN (11/13/15)
	69	DELAWARE (12/6/15)
FIELD GOALS MADE	20	KEAN (11/13/15)
	20	at Bucknell (12/2/15)
	20	at Manhattan (12/09/15)
FIELD GOAL ATTEMPTS	47	at Manhattan (12/09/15)
	50	WOFFORD (11/24/15)
	50	LONGWOOD (11/28/15)
	50	DELAWARE (12/6/15)
FIELD GOAL PERCENTAGE	.351 (20-57)	KEAN (11/13/15)
	.385 (20-52)	at Bucknell (12/2/15)
3 PT FIELD GOALS MADE	3	at Bucknell (12/2/15)
	6	WOFFORD (11/24/15)
3 PT FG ATTEMPTS	12	WOFFORD (11/24/15)
	18	LONGWOOD (11/28/15)
3 PT FG PERCENTAGE	.125 (3-24)	at Bucknell (12/2/15)
	.318 (7-22)	at Kansas State (11/16/15)
FREE THROWS MADE	5	WOFFORD (11/24/15)
	8	at Northwestern (11/20/15)
FREE THROW ATTEMPTS	11	WOFFORD (11/24/15)
	12	SAINT JOSEPH'S (12/4/15)
FREE THROW PERCENTAGE	.455 (5-11)	WOFFORD (11/24/15)
	.571 (8-14)	at Northwestern (11/20/15)
REBOUNDS	24	LEHIGH (11/22/15)
	25	WOFFORD (11/24/15)
ASSISTS	11	at Bucknell (12/2/15)
	12	KEAN (11/13/15)
	12	WOFFORD (11/24/15)
	12	DELAWARE (12/6/15)
	12	at Manhattan (12/09/15)
STEALS	2	WOFFORD (11/24/15)
	2	at Fairfield University (11/27/15)
	2	DELAWARE (12/6/15)
	2	at Manhattan (12/09/15)
BLOCKED SHOTS	0	at Kansas State (11/16/15)
	1	KEAN (11/13/15)
	1	LEHIGH (11/22/15)
	1	WOFFORD (11/24/15)
TURNOVERS	8	SAINT JOSEPH'S (12/4/15)
	10	LONGWOOD (11/28/15)
FOULS	13	SAINT JOSEPH'S (12/4/15)
	15	LONGWOOD (11/28/15)