

GAMES
12-13

COLGATE RAIDERS

MEN'S ICE HOCKEY GAME NOTES

NOV. 18, 2016 | PRINCETON | CLASS OF 1965 ARENA | 7 P.M. // NOV. 19, 2016 | QUINNIPIAC | CLASS OF 1965 ARENA | 4 P.M.

2016-17 SCHEDULE

| Date | Opponent | Time/Result |
|---------|-------------------------------|--------------|
| 10/1 | ARMY WEST POINT | T (OT), 2-2 |
| 10/8 | #4/3 BOSTON UNIVERSITY | L, 1-6 |
| 10/14 | UCONN | T (OT), 4-4 |
| 10/21 | at Merrimack | L, 3-4 |
| 10/22 | at Merrimack | L, 2-5 |
| 10/28 | MAINE | T (OT), 2-2 |
| 10/29 | MAINE | W, 5-3 |
| 11/4 | at #12/#12 Harvard* | T (OT), 1-1 |
| 11/5 | at Dartmouth* | L, 0-2 |
| 11/11 | at #19 Yale* | W, 4-1 |
| 11/12 | at Brown* | L, 2-4 |
| 11/18 | PRINCETON* | 7:00 p.m. |
| 11/19 | #4/6 QUINNIPIAC* | 4:00 p.m. |
| 11/26 | at Providence | 7:00 p.m. |
| 11/29 | CORNELL* | 7:00 p.m. |
| 12/2 | at Arizona State | 7:30 p.m. MT |
| 12/3 | at Arizona State | 7:30 p.m. MT |
| 12/30 | vs. UMass Lowell (1) | 4:00 p.m. |
| 12/31 | vs. Army/at Dartmouth (1) | TBA |
| 1/13 | at Quinnipiac* | 7:00 p.m. |
| 1/14 | at Princeton* | 7:00 p.m. |
| 1/20 | ST. LAWRENCE* | 7:00 p.m. |
| 1/21 | CLARKSON* | 7:00 p.m. |
| 1/27 | DARTMOUTH* | 7:00 p.m. |
| 1/28 | HARVARD* | 7:00 p.m. |
| 2/3 | at Rensselaer* | 7:00 p.m. |
| 2/4 | at Union* | 7:30 p.m. |
| 2/7 | at Cornell* | 7:00 p.m. |
| 2/10 | BROWN* | 7:00 p.m. |
| 2/11 | YALE* | 7:00 p.m. |
| 2/17 | at Clarkson* | 8:30 p.m. |
| 2/18 | at St. Lawrence* | 7:30 p.m. |
| 2/24 | UNION* | 7:00 p.m. |
| 2/25 | RENSELAER* | 7:00 p.m. |
| 3/4-6 | ECAC First Round | TBA |
| 3/11-13 | ECAC Quarterfinals | TBA |
| 3/18-19 | ECAC Championship Weekend (2) | TBA |

* - ECAC Hockey Contest

(1) - Ledyard Classic (Hanover, N.H.)

(2) - 1980 Rink at Herb Brooks Arena (Lake Placid, N.Y.)

BOLD - Home Game (Class of 1965 Arena)

MEDIA INFORMATION

Dir. of Athletic Comm..... John Painter
 Asst. Director (MIH Contact)..... Kevin Noonan
 Office Phone.....315-228-7860
 Office Fax.....315-228-7977
 Cell Phone.....860-235-1380
 Email.....knoonan@colgate.edu
 Website.....www.gocolgateraiders.com
 Play-by-Play.....John McGraw
 Flagship Radio.....WKXZ 94 FM (Oneonta, N.Y.)



Colgate Raiders
2-5-4, 1-2-1 ECAC Hockey
VS.

Princeton Tigers
0-4-1, 0-3-1 ECAC Hockey



Video: PatriotLeague.TV | Radio: WKXZ 94 FM | Live Stats: Colgate.StatBroadcast.com



Colgate Raiders
2-5-4, 1-2-1 ECAC Hockey
VS.

No. 4/6 Quinnipiac Bobcats
7-3-1, 3-1-0 ECAC Hockey



Video: PatriotLeague.TV | Radio: WKXZ 94 FM | Live Stats: Colgate.StatBroadcast.com

THE LATEST IN RAIDER HOCKEY

- Colgate scored four power-play goals over the weekend to boost its power play to 17.6 percent and are tied for the league-lead with 13 power-play goals this season.
- The Raiders are fifth in ECAC Hockey and 15th in the nation with its penalty kill at 87 percent.
- Colgate scored two extra-attacker goals at Brown, the first time the Raiders scored two extra-attacker goals in the same game since Oct. 4, 2015.
- Colgate first-years lead ECAC Hockey in numerous categories including power-play goals (4), power-play assists (15), power-play points (19), blocked shots (53), blocked shots per game (4.82) and faceoffs won (117)
- Bobby McMann leads all Raiders with five assists and six points on the power-play

STATISTICAL LEADERS

| FORWARDS | GP | G | A | P | SH | +/- | PPG | GWG |
|-------------------|----|---|---|---|----|-----|-----|-----|
| #12 Adam Dauda | 9 | 3 | 5 | 8 | 24 | E | 3 | 0 |
| #9 Bobby McMann | 11 | 2 | 5 | 7 | 30 | -6 | 1 | 0 |
| #8 John Snodgrass | 8 | 0 | 6 | 6 | 8 | -1 | 0 | 0 |
| #28 Hunter Racine | 9 | 3 | 1 | 4 | 11 | E | 0 | 0 |

| DEFENSE | GP | G | A | P | SH | +/- | PPG | BLK |
|-------------------|----|---|---|---|----|-----|-----|-----|
| #20 Brett Corkey | 11 | 2 | 3 | 5 | 23 | -6 | 2 | 23 |
| #11 Jake Kulevich | 11 | 1 | 4 | 5 | 27 | E | 0 | 22 |
| #6 Ross Craig | 8 | 1 | 2 | 3 | 7 | -2 | 1 | 8 |
| #3 Ken Citron | 8 | 0 | 2 | 2 | 3 | +3 | 0 | 25 |

| GOALTENDER | GP-GS | W-L-T | MIN | GA | GAA | SV% |
|-----------------|-------|-------|--------|----|------|------|
| #1 Charlie Finn | 9-9 | 2-4-3 | 540:00 | 24 | 2.67 | .911 |

TALE OF THE TAPE

| COLGATE | PRINCETON | |
|--------------|-----------------|--------------|
| 2.36 | Scoring Offense | 1.60 |
| 3.09 | Scoring Defense | 4.20 |
| (-0.73) | Margin | (-3.60) |
| 28.18 | SOG | 27.80 |
| 7.45 | Penalties PG | 5.00 |
| 15.91 | PIM/gm | 10.00 |
| 6.73 | PPC/gm | 5.00 |
| 1.18 | PPG/gm | 0.40 |
| 13/74 (17.6) | Power Play | 2/25 (8.0) |
| 67/77 (87.0) | Penalty Kill | 18/19 (94.7) |

TALE OF THE TAPE

| COLGATE | QUINNIPIAC | |
|--------------|-----------------|--------------|
| 2.36 | Scoring Offense | 3.27 |
| 3.09 | Scoring Defense | 2.45 |
| (-0.73) | Margin | 0.82 |
| 28.18 | SOG | 31.91 |
| 7.45 | Penalties PG | 7.73 |
| 15.91 | PIM/gm | 18.18 |
| 6.73 | PPC/gm | 7.36 |
| 1.18 | PPG/gm | 1.18 |
| 13/74 (17.6) | Power Play | 13/81 (16.0) |
| 67/77 (87.0) | Penalty Kill | 64/71 (90.1) |

COLGATE GAME NOTES

Home Sweet Hamilton

The Colgate men's ice hockey team returns to Hamilton this weekend for the first time since Oct. 29 to host the Princeton Tigers on Friday night before hosting the nationally ranked No. 4/6 Quinnipiac Bobcats on Saturday afternoon.

Scouting Princeton

Princeton has struggled to start the 2016-17 season, opening up with a 0-4-1 (0-3-1 ECAC Hockey) record. The Tigers began with four straight losses before coming back to tie Dartmouth on Saturday to snap a six-game losing streak. Dating back to Jan. 26, Princeton is on a 17-game winless streak and has just one win in the last 25 games. Sophomore Alex Riche leads the Tigers with four points on two goals and two assists while junior Eric Robinson is the goal-leader with three goals, including both Princeton goals in its 2-2 tie with Dartmouth. Five players have goals for the Tigers through their first five games while nine players have points. Goaltender Colton Phinney has started all five games, posting a 3.58 GAA and .885 save percentage for the Tigers. Princeton has the nation's leading penalty kill this season at 94.7 percent.

Princeton finished the 2015-16 season with a 5-23-3 record and 3-16-3 mark in ECAC Hockey play to finish last in the league standings. The Tigers had wins over Maine, Clarkson, Brown, Yale and American International and ended the season on a 12-game winless streak.

Colgate-Princeton

The Raiders own the advantage in the all-time series history against the Tigers with a 54-46-6 record dating back to the 1935-36 season. Colgate has stretched its lead in the series history, winning six straight games against Princeton dating back to the 2013-14 season. Last year, Colgate beat Princeton 2-1 at Starr Rink before overcoming two separate two-goal deficits to win at Hobey Baker Rink, 5-4.

Scouting Quinnipiac

Quinnipiac comes into the weekend winners in six of their last eight games, boasting a record of 7-3-1 (3-1-0 ECAC Hockey). The Bobcats are coming off a weekend sweep of No. 10/10 Harvard and Dartmouth, outscoring their opponents 10-5. Quinnipiac is led offensively by Tim Clifton, who has a team-high six goals and 11 points through the first 11 games. Clifton also leads the team with four power-play goals. Freshman defenseman Brogan Rafferty is second on the team with nine points and tied for the team lead with seven assists. For the Bobcats, 14 different players have scored goals and eight players have at least three this season while 18 of the 22 skaters to dress for a game this season have a point. Chris Truehl has started eight games between the pipes to lead the Bobcats, posting a 2.36 GAA and .919 save percentage, making 215 saves on 234 shots. The Bobcats special teams have been impressive, converting power plays at 16 percent and killing off 90.1 percent of penalties.

The Bobcats are coming off their second national championship appearance in the last four seasons from 2015-16, finishing the year with a 32-4-7 overall record and 16-1-5 mark in league play.

Colgate-Quinnipiac

Colgate and Quinnipiac's series dates back to just 2005-06, with the Bobcats holding the slight edge in the history with an 18-14-2 record. Quinnipiac has won the last four games between the two teams over the past two seasons. Colgate's last win over Quinnipiac came in the 2014 ECAC Hockey semifinals, with the Raiders winning 3-2 in double overtime to advance to the league championship game.

Last Time Out

Colgate split last weekend's road trip at Yale and Brown to pick up their second win of the season. The Raiders put up one of their best games of the season to knock off then-nationally ranked No. 19 Yale, 4-1, with a win at Ingalls Rink. Charlie Finn made 36 saves and four different Raiders scored goals in the win. The Raiders then fell to Brown the following afternoon, falling 4-2 as the Raiders attempted to come back from a four-goal deficit for the first time in program history.

Power-Play Surge

Colgate's power play continues to thrive in 2016-17, proving to be one of the best in ECAC Hockey. After four power-play goals this weekend, the Raiders' power play is up to 17.6 percent this season, converting 13 of 74 opportunities. The Raiders have scored a power-play goal in nine of the 11 games this season, and have four games of two power-play goals. Colgate's 13 power-play goals are tied with Quinnipiac and Union for the most in the conference.

You're Killing PK's, Smalls

The penalty kill also continues to shine for the Raiders as it sits at 87 percent, good for fifth in the conference and 15th in the nation. In the first three league games of the season, Colgate had allowed just one power-play goal. The Raiders will face ECAC Hockey's top two penalty kills this season in Princeton, who leads the nation, at 94.7 percent and Quinnipiac at 90.1 percent.

League Leaders

The Raiders' defense has stepped up and played a huge role, blocking a league-best 193 shots on the season while its 17.55 blocks per game are second to Cornell's 18.60 blocked shots per game. Colgate also has had one of the top power plays, leading ECAC Hockey with 13 power-play goals, 25 power-play assists and 38 power-play points. Colgate also leads the league in faceoffs won at 55 percent, second to Union at 57.8 percent.

Perks and Corks

Brett Corkey had a memorable weekend for the Raiders, tallying two goals and an assist for three points, all coming on the power play. Corkey netted his second two-point game of the season at Yale

COLGATE MEN'S HOCKEY 2016-17 BREAKDOWN

| | |
|---|-------|
| Overall | 2-5-4 |
| Home | 1-1-3 |
| Away..... | 1-4-1 |
| Neutral..... | 0-0-0 |
| Overtime..... | 0-0-4 |
| Last 5 Games..... | 2-2-1 |
| Last 10 Games..... | 2-5-3 |
| Last 15 Games..... | 2-5-4 |
| vs. ECAC Hockey..... | 1-2-1 |
| vs. Atlantic Hockey..... | 0-0-1 |
| vs. Hockey East..... | 1-3-2 |
| Independent | 0-0-0 |
| vs. Ranked Opponents..... | 1-1-1 |
| One-Goal Games | 0-1-0 |
| Following a Win..... | 0-1-1 |
| Following a Loss..... | 1-1-3 |
| Following at Tie | 1-3-0 |
| Scoring First..... | 2-0-3 |
| Opponent Scores First | 0-5-1 |
| Leading After 1st Period | 1-0-3 |
| Trailing After 1st Period..... | 0-2-0 |
| Tied After 1st Period..... | 1-3-1 |
| Leading After 2nd Period | 2-0-3 |
| Trailing After 2nd Period..... | 0-4-1 |
| Tied After 2nd Period..... | 0-1-0 |
| Scoring No Goals | 0-1-0 |
| Scoring 1 Goal..... | 0-1-1 |
| Scoring 2 Goals..... | 0-2-2 |
| Scoring 3 Goals..... | 0-1-0 |
| Scoring 4 Goals..... | 1-0-1 |
| Scoring 5+ Goals..... | 1-0-0 |
| Allowing No Goals..... | 0-0-0 |
| Allowing 1 Goal..... | 1-0-1 |
| Allowing 2 Goals..... | 0-1-2 |
| Allowing 3 Goals..... | 1-0-0 |
| Allowing 4 Goals..... | 0-2-1 |
| Allowing 5+ Goals..... | 0-2-0 |
| Game was decided by one goal..... | 0-1-0 |
| Game was decided by two goals..... | 1-2-0 |
| Game was decided by three goals..... | 1-1-0 |
| Game was decided by four goals | 0-0-0 |
| Game was decided by five-plus goals | 0-1-0 |
| Outshooting Opponents | 1-1-2 |
| Being Outshot..... | 1-3-2 |
| Even Shots..... | 0-1-0 |
| Recording 0-20 Shots..... | 0-0-1 |
| Recording 21-30 Shots | 1-5-2 |
| Recording 31-40 Shots | 0-0-0 |
| Recording 41-50 Shots | 1-0-1 |
| Recording 50+ Shots..... | 0-0-0 |
| Allowing 0-20 Shots | 0-0-0 |
| Allowing 21-30 Shots..... | 1-4-1 |
| Allowing 31-40 Shots..... | 1-1-1 |
| Allowing 41-50 Shots..... | 0-0-2 |
| Allowing 50+ Shots..... | 0-0-0 |
| Scoring a Power Play Goal..... | 2-3-4 |
| Not Scoring a Power Play Goal | 0-2-0 |
| Allowing a Power Play Goal | 0-4-3 |
| Not Allowing a Power Play Goal..... | 2-1-1 |
| Scoring Shorthanded..... | 0-0-1 |
| Allowing a Shorthanded Goal | 1-2-0 |
| Winning the Face-off Battle..... | 2-5-2 |
| Losing the Face-off Battle..... | 0-0-2 |
| Tied the Face-off Battle | 0-0-0 |

COLGATE GAME NOTES

Colgate by the Numbers

The following is where Colgate ranks as a team and individually in the nation, compiled by colgehockeystats.net, as of Nov. 14, 2016.

TEAM (Note: There are 60 NCAA Division I Teams)

| Category | Rank | Avg. |
|-----------------|--------|-------|
| Scoring Offense | 48th | 2.36 |
| Scoring Defense | 34th | 3.09 |
| Scoring Margin | 44th | -0.73 |
| Penalty Minutes | 22nd | 15.9 |
| Power Play | T-28th | 17.6 |
| Penalty Kill | 15th | 87.0 |
| Special Teams | 18th | 53.0 |
| Win Percentage | T-46th | .364 |

INDIVIDUAL

| Name | Cat. | Rank | Avg. |
|---------------|-----------|--------|------|
| Adam Dauda | PwG | T-21st | 3 |
| Evan Peterson | ShG | T-10th | 1 |
| Willie Brooks | GWG | T-43rd | 1 |
| Hunter Racie | GWG | T-43rd | 1 |
| Bobby McMann | Pts./G, R | T-44th | 0.64 |
| Charlie Finn | GAA | 30th | 2.67 |
| Charlie Finn | SV% | 29th | .911 |
| Charlie Finn | Win% | T-52nd | .389 |

CATEGORY ABBREVIATIONS: Pts./G - points per game; GP/G - goals per game; A/G - assists per game; GWG - game winning goals; PwG - power play goals; ShG - shorthanded goals; Pts./G, D - points per game, defenseman; Pts./G, R - points per game, rookie; GAA - goals against average; SV% - save percentage; WIN% - winning percentage; SO - shutouts

Lines (LW-C-RW)

| Line | Record |
|-----------------------------------|--------|
| First Line | |
| Peterson-Panowyk-Harrison (5 gms) | 0-4-1 |
| Freeman-Peterson-Harrison (2 gms) | 1-0-1 |
| Audi-Panowyk-Harrison (1 gm) | 1-0-0 |
| Cockrell-Panowyk-Harrison (1 gm) | 0-0-1 |
| Weberg-Black-Cockrell (1 gm) | 0-0-1 |
| Freeman-Penner-Harrison (1 gm) | 0-1-0 |

Second Line

| | |
|----------------------------------|-------|
| Weberg-Penner-Cockrell (6 gms) | 1-3-2 |
| Weberg-Penner-Sharf (1 gm) | 1-0-0 |
| McMann-Penner-Audi (1 gm) | 0-0-1 |
| Peterson-McMann-H. Racine (1 gm) | 0-0-1 |
| Weberg-Black-Audi (1 gm) | 0-1-0 |
| Weberg-Black-Cockrell (1 gm) | 0-1-0 |

Third Line

| | |
|----------------------------------|-------|
| Panowyk-Black-H. Racine (2 gms) | 1-0-1 |
| Freeman-Black-H. Racine (2 gm) | 0-1-1 |
| McMann-Peterson-Snodgrass (1 gm) | 1-0-0 |
| Dauda-Penner-Audi (1 gm) | 0-0-1 |
| Peterson-Panowyk-Harrison (1 gm) | 0-0-1 |
| Freeman-Black-Sharf (1 gm) | 0-1-0 |
| McMann-Dauda-Snodgrass (1 gm) | 0-1-0 |
| McMann-Penner-Cockrell (1 gm) | 0-1-0 |
| Peterson-McMann-H. Racine (1 gm) | 0-1-0 |

Fourth Line

| | |
|--------------------------------|-------|
| McMann-Dauda-Snodgrass (5 gms) | 1-2-2 |
| McGuire-Black-H. Racine (1 gm) | 1-0-0 |
| Freeman-Black-Weberg (1 gm) | 0-0-1 |
| Freeman-Black-H. Racine (1 gm) | 0-0-1 |
| McGuire-Dauda-Freeman (1 gm) | 0-0-1 |
| Freeman-Dauda-H. Racine (1 gm) | 0-1-0 |
| Snodgrass-Panowyk-Audi (1 gm) | 0-1-0 |

Defensive Pairs (LD-RD)

| Line | Record |
|-------------------------|--------|
| First Line | |
| Kulevich-Craig (5 gms) | 0-3-2 |
| Corkey-Panetta (3 gms) | 2-1-0 |
| Corkey-Craig (3 gms) | 0-1-2 |
| Second Line | |
| Kulevich-Citron (6 gms) | 2-2-2 |
| Corkey-Citron (2 gms) | 0-1-1 |
| Corkey-Sanniti (1 gm) | 0-0-1 |
| Corkey-Panetta (1 gm) | 0-1-0 |
| Meyer-Brooks (1 gm) | 0-1-0 |

Third Line

| | |
|-----------------------|-------|
| Meyer-Brooks (7 gms) | 2-2-3 |
| Panetta-Brooks (2 gm) | 0-1-1 |
| Corkey-Sanniti (1 gm) | 0-1-0 |
| McGuire-Brooks (1 gm) | 0-1-0 |

with a goal and an assist. Following the Raiders win at Yale, Corkey then scored an extra-attacker, power-play goal at Brown for his second career extra-attacker goal.

First Time in a While

Despite losing at Brown on Saturday, the Raiders made history as they scored a pair of extra-attacker goals in the same game for the first time since Oct. 4, 2015. Brett Corkey also had an extra-attacker goal in that 9-7 loss at Mercyhurst. Jared Cockrell added the Raiders other goal at Brown on Saturday.

First-Year Success

Colgate's freshman class has been among one of the best in ECAC Hockey so far this season, leading the rest of the league in numerous statistical categories. The Raiders' freshman lead the league on the power play with four goals, 15 assists and 19 points while their 53 blocked shots and 4.82 blocked shots per game are also tops. The freshmen have won a league-best 117 faceoffs; with a .525 win percentage good for fourth. The Raiders freshmen also rank second in ECAC Hockey with 1.55 assists per game, 2.09 points per game and third with 0.55 goals per game.

No Sophomore Slump

The sophomore class has been nearly as impressive as the freshmen, as the second-year Raiders rank first in ECAC Hockey with a .692 faceoff win percentage and second in the league with 83 faceoffs won. The Raiders' sophomores have also blocked 56 shots, with their 5.09 blocks per game ranking third. Colgate sophomores have also recorded a league-best four power-play goals this season.

McMann of the House

Bobby McMann tallied assists in both games this past weekend for the Raiders to give him five assists and seven points on the season, both good for second on the team. McMann has scored a point in six of the Raiders' 11 games this season. Most impressive, six of McMann's seven points have come on the power play.

The Snodgrass is Always Greener

John Snodgrass continues to shine when called upon, as the rookie recorded assists in both games to match McMann. Snodgrass now has six assists in his eight games played, including five of his six assists coming on the power play. After not scoring a point in his first career game against Boston University, Snodgrass has a point in five of the last seven games he has dressed.

Building Success

Cockrell netted the Raiders other extra-attacker, power-play goal at Brown on Saturday for his only point of the weekend and second goal of the year. Just like the other freshman on the team, the majority of Cockrell's points have come on the power play, with three of his four points coming with the man advantage.

Finn...Noggin...Dude

Charlie Finn continued to improve on his numbers this season, lowering his goals against average to 2.67 and raising his save percentage up to .911 on the season. Finn made 59 saves this weekend on 64 shots, including an impressive 36 saves at No. 19 Yale. From Nov. 4 through Nov. 11, Finn made 103 saves on 106 shots with the Raiders going 1-1-1 over that span to open ECAC Hockey play. Finn is just one win away from becoming the fifth goaltender in program history to record 50 career wins.

Citron on Ice

Playing well on both sides of the ice this weekend, Ken Citron put up one of the best defensive weekends for the second consecutive week. Citron blocked seven shots, good for fifth in ECAC Hockey last week. Citron upped his season total to 25 blocked shots in just eight games, tied with Quinnipiac's Karlis Cukste and Rensselaer's Tommy Grant for the most in the league. Citron also added two assists in the Raiders' win over No. 19 Yale for his first points of the season. Four of Citron's seven career points have come while playing games in his home state, Connecticut.

Harrison Ford

Tim Harrison netted his second goal of the season Friday night in the Raiders' win at Yale, and first since the first game of the season on Oct. 1. Harrison now has four points this season on two goals and two assists. His 17 career goals are the most on the active roster while his 37 career points are second only to Jake Kulevich.

Hot, Hot, Hot

Sebastian Weberg netted a power-play goal for the Raiders in their 4-1 win over No. 19 Yale on Friday night, good for his second goal of the season and second power-play goal. Weberg snapped a five-game scoreless streak with his power-play goal. Of Weberg's four career goals, three have come on the power play.

Hunter and Gatherer

Hunter Racine scored the game-winning goal Friday night at No. 19 Yale, his third goal of the season and first game-winner of the season. Racine now has two career game-winning goals after giving the Raiders the lead for good at Yale.

Assist to Success

Jake Kulevich continues to rack up the points for the Raiders, picking up an assist for his fifth point of the season and third on the power play. Kulevich leads all active Raiders with 33 career assists and 43 career points.

Black Friday

Andrew Black rounded out the scoring for the Raiders with his second point of the season and first assist as he picked up the lone assist on Racine's game-winning goal at Yale. With 90 games played, Black now has 13 assists and 23 points in his career.



COLGATE GAME NOTES

THE LAST TIME COLGATE ...

| | |
|---------------------------------------|---|
| Won in overtime at home..... | Nov. 21, 2014 vs. Brown (4-3) |
| Won in overtime on the road..... | Oct. 28, 2011 at Niagara (7-6) |
| Won in overtime at neutral site..... | March 20, 2015 vs. St. Lawrence (4-3) |
| Lost in overtime at home..... | Nov. 14, 2015 vs. Cornell (2-3) |
| Lost in overtime on the road..... | March 6, 2016 at Dartmouth (3-4 - 2ot) |
| Lost in overtime at neutral site..... | March 18, 2005 vs. Harvard (3-4 - 2ot) |
| Tied in overtime at home..... | Oct. 28, 2016 vs. Maine (2-2) |
| Tied in overtime on the road..... | Nov. 4, 2016 at Harvard (1-1) |
| Tied in overtime at neutral site..... | Oct. 22, 2011 vs. Army (2-2) |
| Scoreless Tie..... | Feb. 9, 2008 at Clarkson |
| Shutout at home..... | Feb. 26, 2016 vs. RPI (2-0) - Finn 25 sv |
| Shutout on the road..... | Feb. 14, 2015 at Dartmouth (3-0) - Hamilton 22 sv |
| Shutout at neutral site..... | Jan. 4, 2014 vs. Ferris State (3-0) - Finn 19 sv |
| Was shutout at home..... | Feb. 12, 2016 vs. Yale (0-3) - Lyon, 36 sv |
| Was shutout on the road..... | Nov. 5, 2016 at Dartmouth (0-2) - Buffalo 21 sv |
| Was shutout at neutral site..... | Nov. 27, 2015 vs. Brown (Belfast, N.I.; 0-5) - Ernst 14 sv |
| Swept a home series..... | Feb. 26-27, 2016 vs. RPI (2-0) & Union (2-1) |
| Swept a road series..... | Jan. 9-10, 2015 at Clarkson (2-1) & St. Lawrence (2-0) |
| Was swept in home series..... | Jan. 22-23, 2016 vs. Harvard (2-4) & Dartmouth (2-3) |
| Was swept in road series..... | Oct. 21-22 at Merrimack (3-4 and 2-5) |
| Scored 10 or more goals..... | Oct. 9, 2012 vs. Niagara (W, 10-2) |
| Allowed 10 or more goals..... | Nov. 29, 1996 vs. Miami (L, 2-14) |
| Recorded 50+ shots..... | 52, Dec. 30, 2014 vs. Robert Morris (W, 6-1) |
| Allowed 50+ shots..... | 54, Jan. 9, 2007 vs. Lake Superior (L, 1-6) |
| Had three or more PP goals..... | 3, Dec. 5, 2015 vs. St. Lawrence (L, 3-6) |
| Allowed three or more PP goals..... | 3, Nov. 12, 2016 at Brown (L, 2-4) |
| Had a SH goal..... | Evan Peterson, Oct. 14, 2016 vs. Connecticut (T, 4-4) |
| Allowed a SH goal..... | Ryan Smith, Oct. 29, 2016 vs. Maine (W, 5-3) |
| Had two SH goals..... | Austin Smith, Nov. 2, 2011 at Brown (W, 5-3) |
| Allowed two SH goals..... | J. Maclellan & J. Buvinow, Feb. 11, 2012 vs. Brown (W, 7-6) |
| Scored an EA goal..... | Corkey (6x3)/Cockrell (6x4), Nov. 12, 2016 at Brown (L, 2-4) |
| Allowed an EA goal..... | Patrick Harper, Oct. 8, 2016 vs. Boston University (L, 1-6) (5x4) |
| Player scored a hat trick..... | M. Borkowski, Oct. 4, 2015 at Mercyhurst (L 7-9) |
| Opponent a hat trick..... | N. Lappin, Dec. 29, 2015 vs. Brown (L, 5-7) |
| Player had four goals..... | A. Smith, Feb. 14, 2012 at RPI (W 8-3) |
| Player had three assists..... | M. Borkowski, March 20, 2015 vs SLU (W 4-3) |
| Player had four assists..... | J. Kulevich, Feb. 5, 2016 at Princeton (W 5-4) |
| Player had four points..... | J. Kulevich, Feb. 5, 2016 at Princeton (W 5-4) |
| Goalie made 30+ saves..... | 36, C. Finn, Nov. 11, 2016 at Yale (W, 4-1) |
| Opponent made 30+ saves..... | 37, M. Morris, Oct. 29, 2016 vs. Maine (W, 5-3) |
| Goalie made 40+ saves..... | 41, C. Finn, Nov. 4, 2016 at Harvard (T, 1-1) |
| Opponent made 40+ saves..... | 40, C. Phinney, Feb. 5, 2016 at Princeton (L, 4-5) |
| Goalie had a point..... | 1, E. Mihalik, Jan. 7, 2012 at Ferris State (L, 1-3) |
| Player attempted a penalty shot..... | T. Penner, Oct. 8, 2016, vs. Boston U. (L, 1-6) |
| Player scored a penalty shot..... | C. Wagner, March 9, 2012 vs. Quinnipiac (L, 2-4) |

COLGATE HIGHS/LOWS

PERIOD

| | |
|---------------------------|---|
| Most goals..... | 3, 2x, last vs. Maine (1st) (10/29/16) |
| Most goals allowed..... | 3 vs. Boston University (3rd) (10/8/16) |
| Most shots..... | 18 at Brown (3rd) (11/12/16) |
| Most shots allowed..... | 19 at Merrimack (3rd) (10/22/16) |
| Fewest shots..... | 1 at Brown (1st) (11/12/16) |
| Fewest shots allowed..... | 3 vs. Maine (3rd) (10/29/16) |

GAME-HIGHS

| | |
|----------------------|-----------------------------------|
| Points..... | 11, 2x, last at Yale (11/11/16) |
| Goals..... | 5 vs. Maine (10/29/16) |
| Assists..... | 7 at Yale (11/11/16) |
| SOG..... | 42 vs. Maine (10/29/16) |
| Saves..... | 41, 2x, last at Harvard (11/4/16) |
| Penalties..... | 13 vs. Army West Point (10/1/16) |
| Penalty minutes..... | 37 vs. Army West Point (10/1/16) |
| Most PPGs..... | 2, 4x, last at Brown (11/12/16) |
| Most PPCs..... | 11 at Merrimack (10/21/16) |
| Most SHGs..... | 1, vs. Connecticut (10/14/16) |

GAME-LOWS

| | |
|-----------------------|---|
| Points..... | 0 at Dartmouth (11/5/16) |
| Goals..... | 0 at Dartmouth (11/5/16) |
| Assists..... | 0 at Dartmouth (11/5/16) |
| SOG..... | 15 at Harvard (11/4/16) |
| Saves..... | 20 by Charlie Finn vs. Maine (10/29/16) |
| Goals allowed..... | 1 at Harvard (11/4/16) |
| Shots allowed..... | 23 vs. Maine (10/29/16) |
| Fewest penalties..... | 4 vs. Maine (10/29/16) |

MISCELLANEOUS

| | |
|------------------------------|-----------------------------------|
| Largest winning margin..... | 3 at Yale (11/11/16) |
| Largest losing margin..... | 5 vs. Boston University (10/8/16) |
| Longest winning streak..... | 1, 2x |
| Longest unbeaten streak..... | 3 (10/28/16 - 11/4/16) |
| Longest losing streak..... | 2 (10/21/16 - 10/22/16) |
| Longest winless streak..... | 6 (3/6/16 - 10/22/16) |

INDIVIDUAL HIGHS

| | |
|----------------------|--|
| Points..... | 2, 13x, last by Brett Corkey/Ken Citron at Yale (11/11/16) |
| Goals..... | 2, 2x, last by Adam Dauda at Merrimack (10/22/16) |
| Assists..... | 2, 7x, last by Ken Citron at Yale (11/11/16) |
| Shots..... | 6, 2x, last by McMann/Brooks vs. Maine (10/29/16) |
| Saves..... | 41, 2x, last by Charlie Finn at Harvard (11/4/16) |
| Penalties..... | 4, by Tim Harrison vs. Army West Point (10/1/16) |
| Penalty Minutes..... | 19, by Tim Harrison vs. Army West Point (10/1/16) |

OPPONENT GAME-HIGHS

| | |
|----------------------|---|
| Points..... | 17 by Boston University (10/8/16) |
| Goals..... | 6 by Boston University (10/8/16) |
| Assists..... | 11 by Boston University (10/8/16) |
| SOG..... | 45 by Connecticut (10/14/16) |
| Saves..... | 39 by Maine (Rob McGovern) (10/29/16) |
| Penalties..... | 12, last at Merrimack (10/21/16) |
| Penalty Minutes..... | 31, last at Merrimack (10/22/16) |
| PPGs..... | 3/16 |
| PPCs..... | 13 vs. Army West Point (10/1/16) |
| SHGs..... | 1, 3x, last vs. Maine (Ryan Smith) (10/29/16) |

2016-2017 ROSTER

NUMERICAL

| No. | Name | Pos. | Cl. | Ht. | Wt. | Hometown/Previous Team |
|-----|-------------------|------|-----|------|-----|---|
| 1 | Charlie Finn | G | Sr. | 5-11 | 175 | North Vancouver, B.C./Kingston Voyageurs (OJHL) |
| 2 | Paul Meyer | D | Fr. | 6-4 | 210 | Edina, Minn./Albarni Valley Bulldogs (BCHL) |
| 3 | Ken Citron | D | So. | 6-1 | 205 | Cos Cob, Conn./Vernon Vipers (BCHL) |
| 4 | Willie Brooks | D | So. | 6-0 | 200 | Locust, N.J./Carleton Place Canadians (CCHL) |
| 5 | Derek Freeman | F | Sr. | 6-1 | 200 | Newburyport, Mass./NH Jr. Monarchs (EJHL) |
| 6 | Ross Craig | D | Fr. | 6-0 | 187 | South Glengarry, Ont./Cornwall Colts (CCHL) |
| 8 | John Snodgrass | F | Fr. | 6-0 | 185 | Eagan, Minn./Cedar Rapids RoughRiders (USHL) |
| 9 | Bobby McMann | F | Fr. | 6-1 | 195 | Wainwright, Alta./Bonnyville Pontiacs (AJHL) |
| 10 | Andrew Black | F | Sr. | 6-1 | 190 | Buffalo, N.Y./Jersey Hitmen (EJHL) |
| 11 | Jake Kulevich (C) | D | Sr. | 6-4 | 215 | Marblehead, Mass./South Shore Kings (EJHL) |
| 12 | Adam Dauda | F | So. | 6-0 | 187 | Kitchener, Ont./Pembroke Lumber Kings (CCHL) |
| 13 | Rory McGuire | D | So. | 6-1 | 203 | Bracebridge, Ont./Kingston Voyageurs (OJHL) |
| 14 | Jared Cockrell | F | Fr. | 5-11 | 180 | Byfield, Mass./Brooks Bandits (AJHL) |
| 15 | Jacob Panetta | D | Fr. | 5-11 | 192 | Belleville, Ont./Wellington Dukes (OJHL) |
| 16 | Sebastian Weberg | F | Jr. | 5-10 | 178 | Oslo, Norway/Green Bay Gamblers (USHL) |
| 17 | Emilio Audi | F | Sr. | 5-9 | 183 | Montreal, Que./Pembroke Lumber Kings (CCHL) |
| 18 | Ben Sharf | F | Fr. | 5-11 | 190 | Williamsville, N.Y./Fort McMurray Oil Barons (AJHL) |
| 19 | Tim Harrison (A) | F | Sr. | 6-3 | 210 | Duxbury, Mass./Dexter School |
| 20 | Brett Corkey (A) | D | Sr. | 5-11 | 185 | Calgary, Alta./Vernon Vipers (BCHL) |
| 21 | Tyler Penner | F | Fr. | 5-11 | 188 | Winnipeg, Man./Steinbach Pistons (MJHL) |
| 24 | Anthony Sanniti | D | Sr. | 5-11 | 200 | LaSalle, Que./Cornwall Colts (CCHL) |
| 26 | Evan Peterson | F | Jr. | 6-0 | 195 | Lakeville, Minn./Carleton Place Canadians (CCHL) |
| 27 | Mike Panowyk | F | Jr. | 5-10 | 187 | Whitby, Ont./Whitby Fury (OJHL) |
| 28 | Hunter Racine | F | So. | 5-10 | 192 | Ottawa, Ont./Hawkesbury Hawks (CCHL) |
| 31 | Zac Hamilton | G | Jr. | 5-11 | 180 | Ottawa, Ont./Westminster School |
| 32 | Colton Point | G | Fr. | 6-4 | 219 | North Bay, Ont./Carleton Place Canadians (CCHL) |
| 33 | Bruce Racine | G | Jr. | 6-2 | 185 | Bethesda, Md./Connecticut Jr. Yankees (USPHL) |

Head Coach: Don Vaughan (St. Lawrence '84), 24th season
Assistant Coach: Mike Harder (Colgate '97), 3rd season
Assistant Coach: Juliano Pagliero (Niagara '09), 2nd season
Volunteer Assistant Coach: Dana Borges (Stonehill '13), 1st season
Athletic Trainer: Steve Chouinard
Student Managers: Billy O'Donnell and Griffin Prescott

ALPHABETICAL

| No. | Name | Pos. | Cl. | Ht. | Wt. | Hometown/Previous Team |
|-----|-------------------|------|-----|------|-----|---|
| 17 | Emilio Audi | F | Sr. | 5-9 | 183 | Montreal, Que./Pembroke Lumber Kings (CCHL) |
| 10 | Andrew Black | F | Sr. | 6-1 | 190 | Buffalo, N.Y./Jersey Hitmen (EJHL) |
| 4 | Willie Brooks | D | So. | 6-0 | 200 | Locust, N.J./Carleton Place Canadians (CCHL) |
| 3 | Ken Citron | D | So. | 6-1 | 205 | Cos Cob, Conn./Vernon Vipers (BCHL) |
| 14 | Jared Cockrell | F | Fr. | 5-11 | 180 | Byfield, Mass./Brooks Bandits (AJHL) |
| 20 | Brett Corkey (A) | D | Sr. | 5-11 | 185 | Calgary, Alta./Vernon Vipers (BCHL) |
| 6 | Ross Craig | D | Fr. | 6-0 | 187 | South Glengarry, Ont./Cornwall Colts (CCHL) |
| 12 | Adam Dauda | F | So. | 6-0 | 187 | Kitchener, Ont./Pembroke Lumber Kings (CCHL) |
| 1 | Charlie Finn | G | Sr. | 5-11 | 175 | North Vancouver, B.C./Kingston Voyageurs (OJHL) |
| 5 | Derek Freeman | F | Sr. | 6-1 | 200 | Newburyport, Mass./NH Jr. Monarchs (EJHL) |
| 31 | Zac Hamilton | G | Jr. | 5-11 | 180 | Ottawa, Ont./Westminster School |
| 19 | Tim Harrison (A) | F | Sr. | 6-3 | 210 | Duxbury, Mass./Dexter School |
| 11 | Jake Kulevich (C) | D | Sr. | 6-4 | 215 | Marblehead, Mass./South Shore Kings (EJHL) |
| 13 | Rory McGuire | D | So. | 6-1 | 203 | Bracebridge, Ont./Kingston Voyageurs (OJHL) |
| 9 | Bobby McMann | F | Fr. | 6-1 | 195 | Wainwright, Alta./Bonnyville Pontiacs (AJHL) |
| 2 | Paul Meyer | D | Fr. | 6-4 | 210 | Edina, Minn./Albarni Valley Bulldogs (BCHL) |
| 15 | Jacob Panetta | D | Fr. | 5-11 | 192 | Belleville, Ont./Wellington Dukes (OJHL) |
| 27 | Mike Panowyk | F | Jr. | 5-10 | 187 | Whitby, Ont./Whitby Fury (OJHL) |
| 21 | Tyler Penner | F | Fr. | 5-11 | 188 | Winnipeg, Man./Steinbach Pistons (MJHL) |
| 26 | Evan Peterson | F | Jr. | 6-0 | 195 | Lakeville, Minn./Carleton Place Canadians (CCHL) |
| 32 | Colton Point | G | Fr. | 6-4 | 219 | North Bay, Ont./Carleton Place Canadians (CCHL) |
| 33 | Bruce Racine | G | Jr. | 6-2 | 185 | Bethesda, Md./Connecticut Jr. Yankees (USPHL) |
| 28 | Hunter Racine | F | So. | 5-10 | 192 | Ottawa, Ont./Hawkesbury Hawks (CCHL) |
| 24 | Anthony Sanniti | D | Sr. | 5-11 | 200 | LaSalle, Que./Cornwall Colts (CCHL) |
| 18 | Ben Sharf | F | Fr. | 5-11 | 190 | Williamsville, N.Y./Fort McMurray Oil Barons (AJHL) |
| 8 | John Snodgrass | F | Fr. | 6-0 | 185 | Eagan, Minn./Cedar Rapids RoughRiders (USHL) |
| 16 | Sebastian Weberg | F | Jr. | 5-10 | 178 | Oslo, Norway/Green Bay Gamblers (USHL) |

BY STATE/PROVINCE/ COUNTRY

Alberta (2): Corkey, McMann
B.C. (1): Finn
Connecticut (1): Citron
Manitoba (1): Penner
Massachusetts (4): Cockrell, Harrison, Kulevich, Freeman
Maryland (1): Racine
Minnesota (3): Meyer, Peterson, Snodgrass
New Jersey (1): Brooks
Norway (1): Weberg
New York (2): Black, Sharf
Ontario (8): Craig, Dauda, Hamilton, McGuire, Panetta, Panowyk, Point, H. Racine,
Quebec (2): Audi, Sanniti

BY CLASS

Seniors (8): Audi, Black, Corkey, Finn, Freeman, Harrison, Kulevich, Sanniti
Juniors (5): Hamilton, Panowyk, Peterson, B. Racine, Weberg
Sophomores (5): Brooks, Citron, Dauda, McGuire, H. Racine
Freshmen (9): Cockrell, Craig, McMann, Meyer, Panetta, Penner, Point, Sharf, Snodgrass

PRONUNCIATIONS

DaudaDOW-duh
 KulevichCOOL-uh-vich
 WebergWEE-Burgh
 SannitiSUH-neet-ee
 PanowykPAN-oh-wick
 Paglieropag-lee-AIR-oh
 BorgesBOR-jiss



HEAD COACH DON VAUGHAN

The Donald F. Vaughan Endowed Chair of Colgate Men's Hockey 24th Season | St. Lawrence '84



Don Vaughan enters his 24th year as head coach at Colgate and has the most wins in program history. He begins the 2016-17 campaign with a career record of 381-381-91.

Under Vaughan's tutelage, Colgate has enjoyed six 20-win seasons, three NCAA tournament berths, and 22 appearances in the ECAC Hockey tournament.

Additionally, he has guided the Raiders to nine ECAC semifinal clashes, including back-to-back appearances in the ECAC Championship that mark the program's first trip to the finals since the 1989-90 season. The two-time (2000 & 2014) ECAC Coach of the Year has mentored four Hobey Baker Award finalists, five All-Americans,

two ECAC Players of the Year, an ECAC Goaltender of the Year, two ESPN The Magazine Academic All-District I honorees, three ECAC Merit Medal recipients, a Hockey Humanitarian Award winner, a Senior CLASS Award selection and 47 All-ECAC Hockey selections.

Vaughan's disciples have also enjoyed success at the professional level, with 13 former Raiders from Vaughan's time behind the Colgate bench having gone on to appear in at least one NHL contest. That total includes former standouts Chris Wagner and Kyle Baun, who both made their NHL debuts during the 2014-15 regular season.

His commitment to success is not limited to the ice, however, as Vaughan has continually demonstrated the importance of education to his student-athletes. During his tenure, Vaughan has graduated 99 percent of his players. Since the creation of the award in 2000, Vaughan's athletes have been named to the ECAC Hockey All-Academic Team more than 50 times.

In 2015-16, Vaughan added another All-ECAC Hockey player as Tyson Spink was named to the third team after a stellar 14-goal and 37-point season. In addition, 15 players were named to the All-Academic team and incoming freshman Colton Point became the 33rd player in program history to be selected in the NHL Draft. The Raiders were also ranked in the top 20 of the USCHO.com Pre-season poll for the second straight season.

The Raiders enjoyed another stellar campaign during the 2014-15 season, compiling a 22-12-4 overall mark and an 11-7-4 record in league play, advancing to the title game of the ECAC Hockey Championship for a second straight season. Colgate was ranked for a majority of the campaign, reaching as high as No. 4 in both polls during a three-week span in late October-early November.

Vaughan reached a personal milestone during the campaign as he posted the 350th victory of his career with a 3-0 shutout of Northeastern on Oct. 17, becoming just one of 11 active coaches at the Division I level to have the plateau during his career.

The Raiders enjoyed plenty of individual success during the year. Senior defenseman Spiro Goulakos was the recipient of the prestigious Senior CLASS Award, given annually to the most outstanding senior student-athlete in Division I men's hockey. Sophomore goaltender Charlie Finn was named the Hockey Commissioner's Association National Player-of-the-Month for October. Junior forwards Kyle Baun and Tyson Spink were both named Third-Team ECAC All-League.

Vaughan led Colgate to a highly successful 2013-14 campaign that saw the Raiders post a 20-14-5 overall record and earn an at-large berth to the NCAA Tournament for the first time in nine seasons. Piloting a youthful lineup that featured 17 underclassmen, Colgate recorded eight victories against ranked competition and spent the final two months of the season listed in the national polls, fittingly ending the season tabbed 13th in both the USCHO.com and USA Today/USA Hockey Magazine rankings.

The Raiders excelled in ECAC play during the 2013-14 season as it posted a 13-6-3 ledger against league competition on its way to a second-place finish. For his efforts, Vaughn was recognized as the Tim Taylor ECAC Hockey Coach of the Year award for the second time in his career.

VAUGHAN'S COLGATE CAREER CAPSULE

CAREER HIGHLIGHTS

2000 & 2014 ECAC Coach of the Year
47 All-ECAC Selections, 5 All-Americans
4 Hobey Baker Finalists, 3 NCAA Tournaments

CAREER RECORD: 383-386-90 (.498)

ECAC HOCKEY RECORD: 229-219-60

COLGATE HEAD COACH - 23 SEASONS

| YEAR | OVERALL | ECAC HOCKEY | POSTSEASON |
|---------------|-------------------|-------------------|----------------------------------|
| 1992-93 | 13-18-3 | 9-13-0 | ECAC Quarterfinals |
| 1993-94 | 14-17-2 | 10-10-2 | ECAC Quarterfinals |
| 1994-95 | 20-16-1 | 12-9-1 | ECAC Final Four |
| 1995-96 | 17-13-4 | 13-5-4 | ECAC Quarterfinals |
| 1996-97 | 16-14-3 | 10-9-3 | ECAC Final Five |
| 1997-98 | 16-15-4 | 9-10-3 | ECAC Quarterfinals |
| 1998-99 | 19-12-4 | 12-8-2 | ECAC Final Five |
| 1999-00 | 24-9-2 | 14-4-2 | ECAC Final Four NCAA Regional |
| 2000-01 | 10-20-4 | 8-13-1 | -- |
| 2001-02 | 13-19-2 | 10-10-2 | ECAC First Round |
| 2002-03 | 17-19-4 | 9-10-3 | ECAC Quarterfinals |
| 2004-05 | 25-11-3 | 14-5-3 | ECAC Final Four NCAA Regional |
| 2005-06 | 20-13-6 | 14-6-2 | ECAC Final Four |
| 2006-07 | 15-21-4 | 7-12-3 | ECAC Quarterfinals |
| 2007-08 | 18-18-6 | 8-9-5 | ECAC Final Four |
| 2008-09 | 12-18-7 | 6-11-5 | ECAC First Round |
| 2009-10 | 15-15-6 | 12-8-2 | ECAC Quarterfinals |
| 2010-11 | 11-28-3 | 4-15-3 | ECAC Final Four |
| 2011-12 | 19-17-3 | 11-10-1 | ECAC Final Four |
| 2012-13 | 14-18-4 | 6-13-3 | ECAC First Round |
| 2013-14 | 20-14-5 | 13-6-3 | NCAA Regional |
| 2014-15 | 22-12-4 | 11-7-4 | ECAC Finals |
| 2015-16 | 11-24-2 | 6-14-2 | ECAC First Round |
| 2016-17 | 2-5-4 | 1-2-1 | |
| Totals | 383-386-90 | 229-219-60 | |

Colgate enjoyed one of the finest moments in program history in January 2014 when it recorded a shootout victory against No. 1 Minnesota and a shutout of No. 2 Ferris State to capture the Mariucci Classic. Freshman goaltender Charlie Finn was named MVP of the event while forward Darcy Murphy and defensemen Spiro Goulakos joined Finn on the All-Tournament Team. Finn and Goulakos would be recognized again at the end of the season as both players were named Third-Team All-ECAC Hockey while Finn also landed on the league's all-rookie squad.

The 2012-13 season saw Vaughan coach his team into the national rankings once again after a six-game winning streak in December and into January of 2013. He tutored a pair of ECAC Hockey All-Rookie Team honorees and an ECAC Hockey Rookie of the Year Finalist.

In 2011-12, the Raiders were ranked for most of the season and achieved its highest ranking since 1999-2000 after being ranked seventh in the USA Today/USA Hockey Magazine National Poll in December. Under Vaughan's tutelage, Austin Smith led the nation in goals with 36 and was named an All-American and the first Colgate player to be named a Hobey Hat Trick Finalist. He was the second ECAC Hockey Player of the Year under Vaughan and was a first team all-league selection.



HEAD COACH DON VAUGHAN

In 2010-11, Vaughan guided the Raiders to their fifth appearance in the ECAC Hockey semifinals. In the process, Colgate won back-to-back series against nationally-ranked Rensselaer and Union. The previous season (2009-10), the Raiders finished in the top-4 in the league with a 12-8-2 mark and a 15-15-6 record overall.

During his career in hockey, Vaughan probably never witnessed anything like how the 2008-09 season went down. Despite finishing 12-18-7, Vaughan's Raiders posted a national record 19 overtime periods, shattering the former record of 16 set the previous season by Minnesota. Vaughan also watched junior David McIntyre post a break out season en route to garnering first team AHCA/Reebok All-American honors, as well as all-College Hockey News accolades. McIntyre, who went on to gain first team all-league mention, was one of 10 finalists for the prestigious Hobey Baker Memorial Award.

In his 15th season, Vaughan guided the Raiders to an 18-18-6 record and a spot in the ECAC semifinals. On February 16, 2008, he became the school's all-time winningest coach as Colgate blanked Union 8-0. The Raiders enjoyed success during the campaign, among which included upsetting nationally-ranked Clarkson, which was ranked seventh in the country, in a three-game series in Potsdam, N.Y. to advance to the semifinals of the ECAC Championships. On November 11, 2007, the President of Colgate, Rebecca S. Chopp, announced the creation of the Donald F. Vaughan Endowed Coaching Chair for Men's Ice Hockey.

During the 2005-06 campaign, Vaughan continued to lead Colgate to new heights. His Raiders captured their second ECAC Hockey regular-season title in three years, and won 20 games for the third straight season for the first time in program history. Four of Vaughan's Raiders earned all-league recognition, including Mark Dekanich, who became the first player in school history to receive the Ken Dryden Award as the league's goaltender of the year.

Vaughan returned from a one-year hiatus to guide Colgate to 25 victories, the most in his tenure, during the 2004-05 campaign. Vaughan's skaters advanced to the ECAC semifinals for the third time in his Colgate career. The Raiders earned a berth in the 2005 NCAA tournament, where they lost to Colorado College in a one-goal game in the Midwest Regional semifinals. Colgate finished the season ranked 14th in the national polls. That year, Vaughan earned his 200th career coaching victory with a 3-1 win against Union on Feb. 18, 2005.



After a one-year absence from post-season competition, Colgate returned to the ECAC playoffs in 2002. That season, Vaughan reached two milestones: he registered his 150th career victory in a 4-1 win against Iona on Nov. 3, and posted his 100th career ECAC win versus Dartmouth on Jan. 11. For his accomplishments, Vaughan was recognized by the American Hockey Coaches Association as a finalist for the Spencer Penrose Award, which is given annually to the University Division Coach of the Year.

Vaughan first led Colgate to national prominence during the 1999-00 season. That year, he coached the Raiders to the NCAA East Regional and a final ranking of No. 9 in the USA Today/American Hockey Magazine national poll. Vaughan, who led his team to 24 victories, was honored as the ECAC Coach of the Year and received the Howard Hartman Award as Colgate's Coach of the Year.

He recorded his first 20-win season as Colgate's head coach during the 1994-95 campaign. With 20 victories, he became the first coach in school history to win 20 or more games in a season within his first three years behind the bench. For this accomplishment, Vaughan was honored by his Colgate peers with the Howard Hartman Award.

Vaughan began his coaching career as a player/coach with the Enschede Lions of the Dutch Professional Hockey League during the 1984-85 season.

He returned to the United States the following year to serve as a graduate assistant coach at St. Lawrence University during the 1985-86 campaign.

He worked as an assistant coach at St. Lawrence under Joe Marsh for the next two seasons, specializing in the areas of penalty-kill and power-play strategy. He also served as the recruiting coordinator and head coach of the junior varsity team.

During his first season as a full-time assistant, the Saints participated in the NCAA tournament for the first time since Vaughan was a player.

In 1988, Vaughan helped coach St. Lawrence to the ECAC regular-season and tournament titles. The Saints advanced to the NCAA championship game, where they lost to Lake Superior State in overtime.

Vaughan left St. Lawrence in 1988 to become an assistant coach at Cornell University under Brian McCutcheon. Vaughan coached Cornell's special teams and coordinated recruiting and team travel. The Big Red reached the ECAC final four during both of Vaughan's two seasons with the program.

Following the 1989-90 season, Vaughan returned to St. Lawrence for his second assistant coaching stint under Marsh. Vaughan extended his personal string of ECAC final four appearances to six by helping the Saints to back-to-back trips to the Boston Garden. In 1992, Vaughan was part of his second ECAC tournament championship and made his third trip to the NCAA tournament. In all, Vaughan has appeared in 10 ECAC Hockey final fours and five NCAA tournaments during his 21-year college coaching career.

Vaughan played three seasons of varsity hockey for St. Lawrence from 1981 to 1984 after earning All-America status during his only season at Canton College. While with the Saints, Vaughan played in 96 games at the center position. In 1983, he helped his team to an NCAA tournament appearance and a first-place finish in the ECAC's West Region. Vaughan finished his career at St. Lawrence with 41 goals and 49 assists for 90 points. He graduated from St. Lawrence in 1984 with a bachelor's degree in economics, and later earned a master's degree in general studies from St. Lawrence in 1987.

He is a member of the American Hockey Coaches Association and is a former chair of that group's Division I Committee. He was also a member of the NCAA Rules Committee from 1998 through 2002. He currently serves on the NCAA Division I Men's Hockey Committee.

In 2004, Vaughan was presented with a Silver Puck Award by Colgate's Silver Puck Club for his work with the Raider hockey program. In 2005, he was one of two non-alumni to receive a Maroon Citation for his record of service to the university.

Vaughan stepped away from the ice during the 2003-04 academic year to serve as the university's interim athletics director. Under his leadership, Colgate achieved remarkable success. Five teams won conference championships, six coaches were honored as league coaches of the year, and the Raider football team advanced to the NCAA Division I-AA national championship game. Vaughan continues to serve Colgate in an administrative capacity as an assistant athletics director.

A native of Almonte, Ontario, Vaughan resides in Hamilton with his wife, Mariel. They are the proud parents of two children, Mark (25) and Maria (23).

COLGATE GAME NOTES

National Polls

USCHO.com Division I Men's Poll (Nov. 14, 2016)



| Team | (First Place Votes) | Record | Points | Last Poll |
|------------------------|---------------------|--------|--------|-----------|
| 1 Denver | (26) | 7-2-1 | 970 | 2 |
| 2 Minnesota-Duluth | (18) | 8-2-2 | 949 | 1 |
| 3 Boston College | (6) | 10-2-1 | 938 | 3 |
| 4 Quinnipiac | | 7-3-1 | 774 | 7 |
| 5 Boston University | | 5-3-1 | 769 | 4 |
| 6 Massachusetts-Lowell | | 7-3-2 | 740 | 5 |
| 7 Minnesota | | 4-2-2 | 657 | 8 |
| 8 North Dakota | | 5-4-2 | 636 | 6 |
| 9 Notre Dame | | 5-3-1 | 572 | 9 |
| 10 Penn State | | 9-1-1 | 515 | 12 |
| 11 Harvard | | 4-1-1 | 491 | 10 |
| 12 St. Cloud State | | 6-4-0 | 436 | 13 |
| 13 Bemidji State | | 9-2-1 | 431 | 15 |
| 14 Ohio State | | 6-1-4 | 409 | 14 |
| 15 Minnesota State | | 7-4-1 | 322 | 11 |
| 16 Michigan | | 5-4-1 | 215 | 18 |
| 17 Union | | 8-3-2 | 182 | 16 |
| 18 Western Michigan | | 6-3-1 | 153 | NR |
| 19 Providence | | 3-3-2 | 140 | 17 |
| 20 St. Lawrence | | 6-4-2 | 70 | NR |

Others receiving votes: Omaha 43, Vermont 36, Lake Superior 14, Air Force 11, Wisconsin 8, Clarkson 6, Michigan Tech 4, Yale 4, Northeastern 3, Army 1, Robert Morris 1.

USA Today/USA Hockey Magazine Men's College Hockey Poll (Nov. 14, 2016)



| Team | Points | (First Place Votes) | Last Poll | Record |
|----------------------------------|--------|---------------------|-----------|--------|
| 1 University of Denver | 492 | (19) | 2 | 7-2-1 |
| 2 University of Minnesota Duluth | 485 | (13) | 1 | 8-2-2 |
| 3 Boston College | 449 | (2) | 3 | 10-2-1 |
| 4 Boston University | 390 | | 4 | 5-3-1 |
| 5 UMass Lowell | 354 | | 5 | 7-3-2 |
| 6 Quinnipiac University | 326 | | 8 | 7-3-1 |
| 7 University of Minnesota | 292 | | 7 | 4-2-2 |
| 8 University of North Dakota | 267 | | 6 | 5-4-2 |
| 9 University of Notre Dame | 214 | | 9 | 5-3-1 |
| 10 Harvard University | 192 | | 10 | 4-1-1 |
| 11 Penn State University | 174 | | 12 | 9-1-1 |
| 12 St. Cloud State University | 121 | | 13 | 6-4-0 |
| 13 Ohio State University | 103 | | 14 | 6-1-4 |
| 14 Bemidji State University | 102 | | NR | 9-2-1 |
| 15 Minnesota State University | 43 | | 11 | 7-4-1 |

Others receiving votes: Western Michigan University 35, Union College 15, Providence College 11, University of Michigan 10, St. Lawrence University 3, University of Nebraska Omaha 2.

ECAC Hockey Weekly Awards

ECAC Hockey Standings

Player of the Week

Rookie of the Week

Jared Cockrell (Oct. 25)
Bobby McMann (Nov. 1)

Goaltender of the Week

Player of the Month

Rookie of the Month

Goaltender of the Month

| School | ECAC | Pts. | Overall |
|-----------------|-------|------|---------|
| 1) Union | 4-1-1 | 9 | 8-3-2 |
| 2) St. Lawrence | 3-0-1 | 7 | 6-4-2 |
| 3) Quinnipiac | 3-1-0 | 6 | 7-3-1 |
| Clarkson | 3-1-0 | 6 | 6-5-1 |
| 5) Harvard | 2-1-1 | 5 | 4-1-1 |
| Cornell | 2-1-1 | 5 | 2-2-1 |
| 7) Dartmouth | 1-1-2 | 4 | 2-2-2 |
| 8) Colgate | 1-2-1 | 3 | 2-5-4 |
| 9) Yale | 1-3-0 | 2 | 2-3-0 |
| Brown | 1-3-0 | 2 | 1-5-0 |
| Rensselaer | 1-5-0 | 2 | 2-8-1 |
| 12) Princeton | 0-3-1 | 1 | 0-4-1 |

MULTI-GOAL GAMES

| PLAYER | 13-14 | 14-15 | 15-16 | 16-17 | CAREER |
|-----------|-------|-------|-------|-------|--------|
| Dauda | - | - | 0 | 1 | 1 |
| Freeman | 0 | 0 | 1 | 0 | 1 |
| Harrison | 0 | 1 | 1 | 0 | 2 |
| Peterson | - | 0 | 0 | 1 | 1 |
| H. Racine | - | - | 2 | 0 | 2 |

MULTI-ASSIST GAMES

| PLAYER | 13-14 | 14-15 | 15-16 | 16-17 | CAREER |
|-----------|-------|-------|-------|-------|--------|
| Audi | 0 | 0 | 0 | 1 | 1 |
| Black | 1 | 0 | 0 | 0 | 1 |
| Corkey | 0 | 1 | 1 | 1 | 3 |
| Dauda | - | - | 2 | 2 | 4 |
| Harrison | 0 | 0 | 2 | 0 | 2 |
| Kulevich | 0 | 1 | 1 | 1 | 3 |
| Panowyk | - | 0 | 4 | 0 | 4 |
| Peterson | - | 0 | 1 | 0 | 1 |
| H. Racine | - | - | 1 | 0 | 1 |
| Snodgrass | - | - | - | 1 | 1 |
| Weberg | - | 0 | 1 | 0 | 1 |

MULTI-POINT GAMES

| PLAYER | 13-14 | 14-15 | 15-16 | 16-17 | CAREER |
|-----------|-------|-------|-------|-------|--------|
| Audi | 1 | 0 | 0 | 1 | 2 |
| Black | 2 | 0 | 0 | 0 | 2 |
| Citron | - | - | 0 | 1 | 1 |
| Cockrell | - | - | - | 1 | 1 |
| Corkey | 0 | 2 | 1 | 2 | 5 |
| Dauda | - | - | 2 | 3 | 5 |
| Freeman | 0 | 0 | 2 | 0 | 2 |
| Harrison | 0 | 2 | 4 | 0 | 6 |
| Kulevich | 0 | 1 | 2 | 1 | 4 |
| McMann | - | - | - | 1 | 1 |
| Panowyk | - | 0 | 6 | 0 | 6 |
| Peterson | - | 1 | 1 | 1 | 3 |
| H. Racine | - | - | 3 | 1 | 4 |
| Snodgrass | - | - | - | 1 | 1 |
| Weberg | - | 0 | 1 | 0 | 1 |

GOAL BREAKDOWN

| Type | Raiders | Opponent |
|-----------------------|-----------|-----------|
| Total | 26 | 34 |
| First Period | 10 | 8 |
| Second Period | 5 | 10 |
| Third Period | 11 | 16 |
| Overtime | 0 | 0 |
| Even Strength | 12 | 21 |
| 5-on-5 | 12 | 21 |
| 4-on-4 | 0 | 0 |
| Power Play | 13 | 10 |
| 5-on-4 | 10 | 8 |
| 5-on-3 | 0 | 2 |
| 4-on-3 | 1 | 0 |
| 6-on-4 (EA) | 1 | 0 |
| 6-on-3 (EA) | 1 | 0 |
| Shorthanded | 1 | 3 |
| 4-on-5 | 1 | 3 |
| 4-on-6 | 0 | 0 |
| Extra Attacker | 2 | 1 |
| 6-on-5 | 0 | 0 |
| 5-on-4 | 0 | 1 |
| 6-on-4 (PP) | 1 | 0 |
| 6-on-3 (PP) | 1 | 0 |
| Empty Net | 1 | 1 |
| 5-on-6 | 1 | 1 |
| 4-on-6 (SH) | 0 | 0 |
| 5-on-5 (PP) | 0 | 0 |
| Penalty Shots | 0 | 0 |

SCORING BY CLASS

| Class | Goals | Assists | Points |
|---------------|-----------|-----------|-----------|
| Seniors | 8 | 13 | 21 |
| Juniors | 5 | 3 | 8 |
| Sophomores | 7 | 8 | 15 |
| Freshmen | 6 | 17 | 23 |
| Totals | 26 | 41 | 67 |

COLGATE STATISTICS

| ## | Player | gp | Shots | | | | | +- | Penalties | | | | Goals | | | | | | | | | |
|----|-------------------|----|-------|----|-----|-----|------|-----|-----------|-----|-----|-----|-------|----|----|----|----|----|----|----|----|---|
| | | | g | a | pts | sh | sh% | | pen-min | min | maj | oth | pp | sh | fg | gw | gt | ot | ht | pn | ua | |
| 12 | Dauda, Adam | 9 | 3 | 5 | 8 | 24 | .125 | 0 | 1-2 | 1 | 0 | 0 | 3 | 0 | 0 | 0 | 0 | 0 | 0 | 0 | 0 | 0 |
| 9 | McMann, Bobby | 11 | 2 | 5 | 7 | 30 | .067 | -6 | 2-4 | 2 | 0 | 0 | 1 | 0 | 1 | 0 | 1 | 0 | 0 | 0 | 0 | 0 |
| 8 | Snodgrass, John | 8 | 0 | 6 | 6 | 8 | .000 | -1 | 4-8 | 4 | 0 | 0 | 0 | 0 | 0 | 0 | 0 | 0 | 0 | 0 | 0 | 0 |
| 20 | Corkey, Brett | 11 | 2 | 3 | 5 | 23 | .087 | -6 | 5-10 | 5 | 0 | 0 | 2 | 0 | 0 | 0 | 0 | 0 | 0 | 0 | 0 | 0 |
| 11 | Kulevich, Jake | 11 | 1 | 4 | 5 | 27 | .037 | 0 | 7-14 | 7 | 0 | 0 | 0 | 0 | 0 | 0 | 0 | 0 | 0 | 0 | 0 | 1 |
| 28 | Racine, Hunter | 9 | 3 | 1 | 4 | 11 | .273 | 0 | 3-6 | 3 | 0 | 0 | 0 | 0 | 1 | 1 | 0 | 0 | 0 | 0 | 0 | 1 |
| 14 | Cockrell, Jared | 10 | 2 | 2 | 4 | 14 | .143 | -6 | 5-10 | 5 | 0 | 0 | 1 | 0 | 0 | 0 | 0 | 0 | 0 | 0 | 0 | 0 |
| 19 | Harrison, Tim | 11 | 2 | 2 | 4 | 18 | .111 | -3 | 9-29 | 7 | 1 | 1 | 1 | 0 | 1 | 0 | 0 | 0 | 0 | 0 | 0 | 0 |
| 26 | Peterson, Evan | 11 | 2 | 1 | 3 | 12 | .167 | -4 | 2-4 | 2 | 0 | 0 | 0 | 1 | 0 | 0 | 0 | 0 | 0 | 0 | 0 | 1 |
| 16 | Weberg, Sebastian | 11 | 2 | 1 | 3 | 21 | .095 | -6 | 4-8 | 4 | 0 | 0 | 2 | 0 | 0 | 0 | 0 | 0 | 0 | 0 | 0 | 0 |
| 6 | Craig, Ross | 8 | 1 | 2 | 3 | 7 | .143 | -2 | 3-6 | 3 | 0 | 0 | 1 | 0 | 1 | 0 | 0 | 0 | 0 | 0 | 0 | 0 |
| 17 | Audi, Emilio | 5 | 0 | 3 | 3 | 6 | .000 | 0 | 2-4 | 2 | 0 | 0 | 0 | 0 | 0 | 0 | 0 | 0 | 0 | 0 | 0 | 0 |
| 5 | Freeman, Derek | 10 | 2 | 0 | 2 | 17 | .118 | +1 | 7-14 | 7 | 0 | 0 | 0 | 0 | 1 | 0 | 1 | 0 | 0 | 0 | 0 | 0 |
| 10 | Black, Andrew | 11 | 1 | 1 | 2 | 19 | .053 | -3 | 3-6 | 3 | 0 | 0 | 0 | 0 | 0 | 0 | 0 | 0 | 0 | 0 | 0 | 0 |
| 27 | Panowyk, Mike | 11 | 1 | 1 | 2 | 9 | .111 | -2 | 3-6 | 3 | 0 | 0 | 0 | 0 | 0 | 0 | 0 | 0 | 0 | 0 | 0 | 0 |
| 3 | Citron, Ken | 8 | 0 | 2 | 2 | 3 | .000 | +3 | 6-12 | 6 | 0 | 0 | 0 | 0 | 0 | 0 | 0 | 0 | 0 | 0 | 0 | 0 |
| 15 | Panetta, Jacob | 6 | 0 | 2 | 2 | 7 | .000 | -4 | 3-6 | 3 | 0 | 0 | 0 | 0 | 0 | 0 | 0 | 0 | 0 | 0 | 0 | 0 |
| 4 | Brooks, Willie | 11 | 1 | 0 | 1 | 27 | .037 | -9 | 2-4 | 2 | 0 | 0 | 1 | 0 | 0 | 1 | 0 | 0 | 0 | 0 | 0 | 0 |
| 21 | Penner, Tyler | 11 | 1 | 0 | 1 | 17 | .059 | -5 | 0-0 | 0 | 0 | 0 | 1 | 0 | 0 | 0 | 0 | 0 | 0 | 0 | 0 | 0 |
| 1 | Finn, Charlie | 9 | 0 | 0 | 0 | 0 | .000 | 0 | 1-2 | 1 | 0 | 0 | 0 | 0 | 0 | 0 | 0 | 0 | 0 | 0 | 0 | 0 |
| 13 | McGuire, Rory | 3 | 0 | 0 | 0 | 0 | .000 | +2 | 2-4 | 2 | 0 | 0 | 0 | 0 | 0 | 0 | 0 | 0 | 0 | 0 | 0 | 0 |
| 2 | Meyer, Paul | 8 | 0 | 0 | 0 | 4 | .000 | -2 | 3-6 | 3 | 0 | 0 | 0 | 0 | 0 | 0 | 0 | 0 | 0 | 0 | 0 | 0 |
| 24 | Sanniti, Anthony | 2 | 0 | 0 | 0 | 2 | .000 | -2 | 1-2 | 1 | 0 | 0 | 0 | 0 | 0 | 0 | 0 | 0 | 0 | 0 | 0 | 0 |
| 18 | Sharf, Ben | 2 | 0 | 0 | 0 | 4 | .000 | 0 | 0-0 | 0 | 0 | 0 | 0 | 0 | 0 | 0 | 0 | 0 | 0 | 0 | 0 | 0 |
| TM | TEAM | 9 | 0 | 0 | 0 | 0 | .000 | 0 | 4-8 | 4 | 0 | 0 | 0 | 0 | 0 | 0 | 0 | 0 | 0 | 0 | 0 | 0 |
| | Total | 11 | 26 | 41 | 67 | 310 | .084 | -55 | 82-175 | 80 | 1 | 1 | 13 | 1 | 5 | 2 | 2 | 0 | 0 | 0 | 0 | 3 |
| | Opponents | 11 | 34 | 54 | 88 | 355 | .096 | - | 82-178 | 79 | 2 | 1 | 10 | 3 | 6 | 5 | 2 | 0 | 0 | 0 | 0 | 4 |

| ## | Goalie | gp-gs | Goal average | | | Saves | | Record | | | | Goals allowed | | | | |
|----|---------------|-------|--------------|----|------|-------|------|--------|---|---|-----|---------------|----|----|-----|-----|
| | | | minutes | ga | avg | saves | pct | w | l | t | sho | pp | sh | en | pen | sog |
| 1 | Finn, Charlie | 9-9 | 539:59 | 24 | 2.67 | 246 | .911 | 2 | 4 | 3 | 0 | 9 | 3 | 0 | 0 | 0 |
| 32 | Point, Colton | 1-1 | 64:24 | 4 | 3.73 | 41 | .911 | 0 | 0 | 1 | 0 | 0 | 0 | 0 | 0 | 0 |
| 33 | Racine, Bruce | 2-1 | 70:28 | 5 | 4.26 | 34 | .872 | 0 | 1 | 0 | 0 | 1 | 0 | 0 | 0 | 0 |
| TM | EMPTY NET | 9-0 | 5:09 | 1 | - | 0 | .000 | 0 | 0 | 0 | 0 | 0 | 0 | 1 | 0 | 0 |
| | Total | 11-0 | 680:00 | 34 | 3.00 | 321 | .904 | 2 | 5 | 4 | 0 | 10 | 3 | 1 | 0 | 0 |
| | Opponents | 11-0 | 680:00 | 26 | 2.29 | 284 | .916 | 5 | 2 | 4 | 1 | 13 | 1 | 1 | 0 | 0 |

| ## | Faceoffs | GP | W | L | Pct. |
|----|-------------------|----|----|----|-------|
| 15 | Panetta, Jacob | 4 | 1 | 0 | 1.000 |
| 28 | Racine, Hunter | 7 | 1 | 0 | 1.000 |
| 16 | Weberg, Sebastian | 9 | 10 | 4 | .714 |
| 12 | Dauda, Adam | 8 | 72 | 32 | .692 |
| 17 | Audi, Emilio | 4 | 3 | 2 | .600 |
| 10 | Black, Andrew | 9 | 46 | 33 | .582 |
| 9 | McMann, Bobby | 9 | 20 | 16 | .556 |
| 21 | Penner, Tyler | 9 | 72 | 59 | .550 |
| 26 | Peterson, Evan | 9 | 23 | 21 | .523 |
| 5 | Freeman, Derek | 9 | 1 | 1 | .500 |
| 18 | Sharf, Ben | 2 | 1 | 1 | .500 |
| 11 | Kulevich, Jake | 9 | 1 | 1 | .500 |
| 20 | Corkey, Brett | 9 | 1 | 1 | .500 |
| 19 | Harrison, Tim | 9 | 9 | 10 | .474 |
| 27 | Panowyk, Mike | 9 | 49 | 74 | .398 |
| 14 | Cockrell, Jared | 8 | 4 | 10 | .286 |
| 13 | McGuire, Rory | 2 | 0 | 1 | .000 |

| ## | Power Play Scoring | GP | G | A | Pts | Shots | Pct. |
|----|--------------------|----|---|---|-----|-------|------|
| 12 | Dauda, Adam | 8 | 3 | 1 | 4 | 9 | .333 |
| 9 | McMann, Bobby | 9 | 1 | 3 | 4 | 13 | .077 |
| 6 | Craig, Ross | 8 | 1 | 2 | 3 | 5 | .200 |
| 8 | Snodgrass, John | 6 | 0 | 3 | 3 | 1 | .000 |
| 19 | Harrison, Tim | 9 | 1 | 1 | 2 | 6 | .167 |
| 14 | Cockrell, Jared | 8 | 0 | 2 | 2 | 1 | .000 |
| 11 | Kulevich, Jake | 9 | 0 | 2 | 2 | 5 | .000 |
| 4 | Brooks, Willie | 9 | 1 | 0 | 1 | 11 | .091 |
| 16 | Weberg, Sebastian | 9 | 1 | 0 | 1 | 7 | .143 |
| 21 | Penner, Tyler | 9 | 1 | 0 | 1 | 2 | .500 |
| 26 | Peterson, Evan | 9 | 0 | 1 | 1 | 0 | .000 |
| 17 | Audi, Emilio | 4 | 0 | 1 | 1 | 3 | .000 |
| 15 | Panetta, Jacob | 4 | 0 | 1 | 1 | 2 | .000 |
| 20 | Corkey, Brett | 9 | 0 | 0 | 0 | 12 | .000 |



COMBINED STATISTICS

| Date | Opponent | Score | Att. |
|----------|----------------------|---------|------|
| Oct 01 | ARMY | Tot 2-2 | 2222 |
| Oct 08 | #4 BU | L 1-6 | 1811 |
| Oct 14 | UCONN | Tot 4-4 | 1391 |
| Oct 21 | at Merrimack | L 3-4 | 2354 |
| Oct 22 | at Merrimack | L 2-5 | 2549 |
| Oct 28 | MAINE | Tot 2-2 | 2146 |
| Oct 29 | MAINE | W 5-3 | 2150 |
| * Nov 04 | at #12 Harvard | Tot 1-1 | 2439 |
| * Nov 5 | at Dartmouth | L 0-2 | 2199 |
| * Nov 11 | at #19 Yale Bulldogs | W 4-1 | 3210 |
| * Nov 12 | at Brown | L 2-4 | 803 |

| TEAM STATISTICS | COLGATE | OPP |
|------------------------|---------|---------|
| SHOT STATISTICS | | |
| Goals-Shot attempts | 26-310 | 34-355 |
| Shot pct. | .084 | .096 |
| Goals/Game | 2.4 | 3.1 |
| Shots/Game | 28.2 | 32.3 |
| POWER PLAYS | | |
| Goals-Power Plays | 13-74 | 10-77 |
| Conversion Percent | .176 | .130 |
| Shot Attempts | 90 | 97 |
| Shot Percent | .144 | .103 |
| GOAL BREAKDOWN | | |
| Power Play | 13 | 10 |
| Short-handed | 1 | 3 |
| Empty net | 1 | 1 |
| Penalty | 0 | 0 |
| Unassisted | 3 | 4 |
| Overtime | 0 | 0 |
| Shootout | 0 | 0 |
| Delayed Penalty | 0 | 0 |
| PENALTIES | | |
| Number | 82 | 82 |
| Minutes | 175 | 178 |
| Penalties/Game | 7.5 | 7.5 |
| Pen minutes/Game | 15.9 | 16.2 |
| FACEOFFS (W-L) | 390-319 | 319-390 |
| Faceoff W-L Pct. | .550 | .450 |
| SHOOTOUTS (Made-Att) | 0-0 | 0-0 |

| Record: | Overall | Home | Away | Neutral |
|----------------|---------|-------|-------|---------|
| ALL GAMES | 2-5-4 | 1-1-3 | 1-4-1 | 0-0-0 |
| CONFERENCE | 1-2-1 | 0-0-0 | 1-2-1 | 0-0-0 |
| NON-CONFERENCE | 1-3-3 | 1-1-3 | 0-2-0 | 0-0-0 |

| # | Player | gp | g | a | pts | sh | sh% | pen-min | pp | sh |
|-----------|-------------------|----|----|----|-----|-----|------|---------|----|----|
| 12 | Dauda, Adam | 9 | 3 | 5 | 8 | 24 | .125 | 1-2 | 3 | 0 |
| 9 | McMann, Bobby | 11 | 2 | 5 | 7 | 30 | .067 | 2-4 | 1 | 0 |
| 8 | Snodgrass, John | 8 | 0 | 6 | 6 | 8 | .000 | 4-8 | 0 | 0 |
| 20 | Corkey, Brett | 11 | 2 | 3 | 5 | 23 | .087 | 5-10 | 2 | 0 |
| 11 | Kulevich, Jake | 11 | 1 | 4 | 5 | 27 | .037 | 7-14 | 0 | 0 |
| 28 | Racine, Hunter | 9 | 3 | 1 | 4 | 11 | .273 | 3-6 | 0 | 0 |
| 14 | Cockrell, Jared | 10 | 2 | 2 | 4 | 14 | .143 | 5-10 | 1 | 0 |
| 19 | Harrison, Tim | 11 | 2 | 2 | 4 | 18 | .111 | 9-29 | 1 | 0 |
| 26 | Peterson, Evan | 11 | 2 | 1 | 3 | 12 | .167 | 2-4 | 0 | 1 |
| 16 | Weberg, Sebastian | 11 | 2 | 1 | 3 | 21 | .095 | 4-8 | 2 | 0 |
| 6 | Craig, Ross | 8 | 1 | 2 | 3 | 7 | .143 | 3-6 | 1 | 0 |
| 17 | Audi, Emilio | 5 | 0 | 3 | 3 | 6 | .000 | 2-4 | 0 | 0 |
| 5 | Freeman, Derek | 10 | 2 | 0 | 2 | 17 | .118 | 7-14 | 0 | 0 |
| 10 | Black, Andrew | 11 | 1 | 1 | 2 | 19 | .053 | 3-6 | 0 | 0 |
| 27 | Panowyk, Mike | 11 | 1 | 1 | 2 | 9 | .111 | 3-6 | 0 | 0 |
| 3 | Citron, Ken | 8 | 0 | 2 | 2 | 3 | .000 | 6-12 | 0 | 0 |
| 15 | Panetta, Jacob | 6 | 0 | 2 | 2 | 7 | .000 | 3-6 | 0 | 0 |
| 4 | Brooks, Willie | 11 | 1 | 0 | 1 | 27 | .037 | 2-4 | 1 | 0 |
| 21 | Penner, Tyler | 11 | 1 | 0 | 1 | 17 | .059 | 0-0 | 1 | 0 |
| 1 | Finn, Charlie | 9 | 0 | 0 | 0 | 0 | .000 | 1-2 | 0 | 0 |
| 13 | McGuire, Rory | 3 | 0 | 0 | 0 | 0 | .000 | 2-4 | 0 | 0 |
| 2 | Meyer, Paul | 8 | 0 | 0 | 0 | 4 | .000 | 3-6 | 0 | 0 |
| 24 | Sanniti, Anthony | 2 | 0 | 0 | 0 | 2 | .000 | 1-2 | 0 | 0 |
| 18 | Sharf, Ben | 2 | 0 | 0 | 0 | 4 | .000 | 0-0 | 0 | 0 |
| TM | TEAM | 9 | 0 | 0 | 0 | 0 | .000 | 4-8 | 0 | 0 |
| Total | | 11 | 26 | 41 | 67 | 310 | .084 | 82-175 | 13 | 1 |
| Opponents | | 11 | 34 | 54 | 88 | 355 | .096 | 82-178 | 10 | 3 |

| # | Goalie | gp | min | ga | gaavg | saves | save% | w-l-t |
|-----------|---------------|----|--------|----|-------|-------|-------|-------|
| 1 | Finn, Charlie | 9 | 539:59 | 24 | 2.67 | 246 | .911 | 2-4-3 |
| 32 | Point, Colton | 1 | 64:24 | 4 | 3.73 | 41 | .911 | 0-0-1 |
| 33 | Racine, Bruce | 2 | 70:28 | 5 | 4.26 | 34 | .872 | 0-1-0 |
| TM | EMPTY NET | 9 | 5:09 | 1 | - | 0 | .000 | 0-0-0 |
| Total | | 11 | 680:00 | 34 | 3.00 | 321 | .904 | 2-5-4 |
| Opponents | | 11 | 680:00 | 26 | 2.29 | 284 | .916 | 5-2-4 |

| Attendance Summary | COLGATE | Opponent |
|--------------------|---------|----------|
| Total | 9720 | 13554 |
| Dates/Avg Per Date | 5/1944 | 6/2259 |
| Neutral Site #/Avg | 0/0 | |

| Goals by Period | 1st | 2nd | 3rd | Total |
|-----------------|-----|-----|-----|-------|
| Colgate | 10 | 5 | 11 | 26 |
| Opponents | 8 | 10 | 16 | 34 |

| Saves by Period | 1st | 2nd | 3rd | Total |
|-----------------|-----|-----|-----|-------|
| Colgate | 105 | 108 | 97 | 321 |
| Opponents | 80 | 96 | 99 | 284 |

GOALS-ASSISTS-POINTS

| Opponent | Date | Score | 1 FINN,CHARLI | 2 MEYER,PAUL | 3 CITRON,KEN | 4 BROOKS,WIL | 5 FREEMAN,DE | 6 CRAIG,ROSS | 8 SNODGRASS, | 9 MCMANN,BO | 10 BLACK,ANDR | 11 KULEVICH,JA | 12 DAUDA,ADA |
|----------|--------|-------|------------------|-----------------|-----------------|-----------------|-----------------|-----------------|-----------------|----------------|------------------|-------------------|-----------------|
| ARMY | Oct 01 | 2-2 t | 0-0-0 | 0-0-0 | DNP | 0-0-0 | 1-0-1 | 0-1-1 | DNP | 0-0-0 | 0-0-0 | 0-2-2 | 0-0-0 |
| BU | Oct 08 | 1-6 L | 0-0-0 | 0-0-0 | DNP | 0-0-0 | 0-0-0 | 0-0-0 | 0-0-0 | 0-0-0 | 0-0-0 | 0-0-0 | DNP |
| UCONN | Oct 14 | 4-4 t | DNP | DNP | 0-0-0 | 0-0-0 | 1-0-1 | 0-0-0 | DNP | 1-0-1 | 0-0-0 | 0-0-0 | 0-2-2 |
| at MER | Oct 21 | 3-4 L | 0-0-0 | 0-0-0 | 0-0-0 | 0-0-0 | 0-0-0 | 0-1-1 | DNP | 0-0-0 | 0-0-0 | 0-0-0 | 0-2-2 |
| at MER | Oct 22 | 2-5 L | DNP | DNP | DNP | 0-0-0 | 0-0-0 | 0-0-0 | 0-2-2 | 0-1-1 | 0-0-0 | 0-1-1 | 2-0-2 |
| MAINE | Oct 28 | 2-2 t | 0-0-0 | 0-0-0 | 0-0-0 | 0-0-0 | 0-0-0 | 0-0-0 | 0-1-1 | 1-1-2 | 0-0-0 | 0-0-0 | 0-0-0 |
| MAINE | Oct 29 | 5-3 W | 0-0-0 | 0-0-0 | 0-0-0 | 1-0-1 | 0-0-0 | DNP | 0-1-1 | 0-1-1 | 1-0-1 | 1-0-1 | 1-0-1 |
| at HARV | Nov 04 | 1-1 t | 0-0-0 | 0-0-0 | 0-0-0 | 0-0-0 | 0-0-0 | 1-0-1 | 0-0-0 | 0-0-0 | 0-0-0 | 0-0-0 | 0-0-0 |
| at DART | Nov 5 | 0-2 L | 0-0-0 | DNP | 0-0-0 | 0-0-0 | 0-0-0 | 0-0-0 | 0-0-0 | 0-0-0 | 0-0-0 | 0-0-0 | 0-0-0 |
| at YALE | Nov 11 | 4-1 W | 0-0-0 | 0-0-0 | 0-2-2 | 0-0-0 | DNP | DNP | 0-1-1 | 0-1-1 | 0-1-1 | 0-0-0 | DNP |
| at BRWN | Nov 12 | 2-4 L | 0-0-0 | 0-0-0 | 0-0-0 | 0-0-0 | 0-0-0 | DNP | 0-1-1 | 0-1-1 | 0-0-0 | 0-1-1 | 0-1-1 |

| Opponent | Date | Score | 13 MCGUIRE,RO | 14 COCKRELL,J | 15 PANETTA,JA | 16 WEBERG,SEB | 17 AUDI,EMILIO | 18 SHARF,BEN | 19 HARRISON,TI | 20 CORKEY,BRE | 21 PENNER,TYL | 24 SANNITI,ANT | 26 PETERSON,E |
|----------|--------|-------|------------------|------------------|------------------|------------------|-------------------|-----------------|-------------------|------------------|------------------|-------------------|------------------|
| ARMY | Oct 01 | 2-2 t | DNP | 0-0-0 | DNP | 0-1-1 | 0-0-0 | DNP | 1-0-1 | 0-0-0 | 0-0-0 | 0-0-0 | 0-0-0 |
| BU | Oct 08 | 1-6 L | DNP | 0-0-0 | DNP | 0-0-0 | 0-0-0 | DNP | 0-1-1 | 0-0-0 | 0-0-0 | 0-0-0 | 0-0-0 |
| UCONN | Oct 14 | 4-4 t | 0-0-0 | 0-0-0 | 0-1-1 | 0-0-0 | 0-2-2 | DNP | 0-0-0 | 0-0-0 | 0-0-0 | DNP | 2-0-2 |
| at MER | Oct 21 | 3-4 L | DNP | 1-1-2 | DNP | 1-0-1 | 0-0-0 | DNP | 0-0-0 | 0-2-2 | 0-0-0 | DNP | 0-0-0 |
| at MER | Oct 22 | 2-5 L | 0-0-0 | 0-0-0 | 0-0-0 | 0-0-0 | DNP | 0-0-0 | 0-0-0 | 0-0-0 | 0-0-0 | DNP | 0-0-0 |
| MAINE | Oct 28 | 2-2 t | DNP | 0-0-0 | DNP | 0-0-0 | DNP | DNP | 0-0-0 | 0-0-0 | 1-0-1 | DNP | 0-0-0 |
| MAINE | Oct 29 | 5-3 W | DNP | DNP | 0-1-1 | 0-0-0 | DNP | 0-0-0 | 0-1-1 | 0-0-0 | 0-0-0 | DNP | 0-0-0 |
| at HARV | Nov 04 | 1-1 t | DNP | 0-1-1 | DNP | 0-0-0 | DNP | DNP | 0-0-0 | 0-0-0 | 0-0-0 | DNP | 0-1-1 |
| at DART | Nov 5 | 0-2 L | DNP | 0-0-0 | 0-0-0 | 0-0-0 | DNP | DNP | 0-0-0 | 0-0-0 | 0-0-0 | DNP | 0-0-0 |
| at YALE | Nov 11 | 4-1 W | 0-0-0 | 0-0-0 | 0-0-0 | 1-0-1 | 0-1-1 | DNP | 1-0-1 | 1-1-2 | 0-0-0 | DNP | 0-0-0 |
| at BRWN | Nov 12 | 2-4 L | DNP | 1-0-1 | 0-0-0 | 0-0-0 | DNP | DNP | 0-0-0 | 1-0-1 | 0-0-0 | DNP | 0-0-0 |

| Opponent | Date | Score | 27 PANOWYK,MI | 28 RACINE,HUN | 32 POINT,COLTO | 33 RACINE,BRU |
|----------|--------|-------|------------------|------------------|-------------------|------------------|
| ARMY | Oct 01 | 2-2 t | 0-0-0 | 0-0-0 | DNP | DNP |
| BU | Oct 08 | 1-6 L | 1-0-1 | 0-0-0 | DNP | 0-0-0 |
| UCONN | Oct 14 | 4-4 t | 0-0-0 | DNP | 0-0-0 | DNP |
| at MER | Oct 21 | 3-4 L | 0-0-0 | 1-0-1 | DNP | DNP |
| at MER | Oct 22 | 2-5 L | 0-0-0 | DNP | DNP | 0-0-0 |
| MAINE | Oct 28 | 2-2 t | 0-0-0 | 0-0-0 | DNP | DNP |
| MAINE | Oct 29 | 5-3 W | 0-1-1 | 1-1-2 | DNP | DNP |
| at HARV | Nov 04 | 1-1 t | 0-0-0 | 0-0-0 | DNP | DNP |
| at DART | Nov 5 | 0-2 L | 0-0-0 | 0-0-0 | DNP | DNP |
| at YALE | Nov 11 | 4-1 W | 0-0-0 | 1-0-1 | DNP | DNP |
| at BRWN | Nov 12 | 2-4 L | 0-0-0 | 0-0-0 | DNP | DNP |



PLAYER CAREER HIGHS & STATS



Charlie FINN #1

| YEAR | GP-GS | Min. | GAA | Sv% | W-L-T |
|---------|---------|---------|------|------|----------|
| 2013-14 | 29-28 | 1683:01 | 2.35 | .918 | 16-8-4 |
| 2014-15 | 35-35 | 2095:08 | 2.03 | .924 | 21-10-4 |
| 2015-16 | 35-33 | 1938:42 | 3.28 | .899 | 10-23-1 |
| 2016-17 | 9-9 | 540:00 | 2.67 | .911 | 2-4-3 |
| Totals | 108-105 | 6257:04 | 2.56 | .913 | 49-45-12 |

CAREER HIGHS

Saves43-2x last at RIT (10/24/15)
 Fewest Goals Allowed.....0-8x, last vs Rensselaer (2/26/16)
 Current Unbeaten Streak.....



Paul MEYER #2

| YEAR | GP | G | A | PTS | PP-SH-GW | P/M |
|---------|----|---|---|-----|----------|-----|
| 2016-17 | 8 | 0 | 0 | 0 | 0-0-0 | 3/6 |
| Totals | 8 | 0 | 0 | 0 | 0-0-0 | 3/6 |

CAREER HIGHS

GoalsN/A
 AssistsN/A
 PointsN/A




Ken CITRON #3

| YEAR | GP | G | A | PTS | PP-SH-GW | P/M |
|---------|----|---|---|-----|----------|-------|
| 2015-16 | 35 | 2 | 3 | 5 | 0-0-0 | 11/22 |
| 2016-17 | 8 | 0 | 2 | 2 | 0-0-0 | 6/12 |
| Totals | 43 | 2 | 5 | 7 | 0-0-0 | 17/34 |

CAREER HIGHS

Goals1-2x, last at Quinnipiac (2/6/16)
 Assists2 at Yale (11/11/16)
 Points2 at Yale (11/11/16)




Willie BROOKS #4

| YEAR | GP | G | A | PTS | PP-SH-GW | P/M |
|---------|----|---|---|-----|----------|-----|
| 2015-16 | 32 | 2 | 7 | 9 | 1-0-0 | 2/4 |
| 2016-17 | 11 | 1 | 0 | 1 | 1-0-0 | 2/4 |
| Totals | 43 | 3 | 7 | 10 | 2-0-0 | 4/8 |

CAREER HIGHS

Goals1-3x, last vs. Maine (10/29/16)
 Assists1-7x, last at Harvard (2/20/16)
 Points1-10x, last vs. Maine (10/29/16)



Derek FREEMAN #5

| YEAR | GP | G | A | PTS | PP-SH-GW | P/M |
|---------|----|---|---|-----|----------|-------|
| 2013-14 | 27 | 1 | 2 | 3 | 0-0-0 | 5/10 |
| 2014-15 | 29 | 1 | 1 | 2 | 0-0-1 | 7/14 |
| 2015-16 | 13 | 4 | 2 | 6 | 0-1-1 | 5/10 |
| 2016-17 | 10 | 2 | 0 | 2 | 0-0-0 | 7/14 |
| Totals | 79 | 8 | 5 | 13 | 0-1-2 | 24/44 |

CAREER HIGHS

Goals2 at Mercyhurst (10/4/15)
 Assists1-5x, last at Dartmouth (3/5/16)
 Points2-2x, last at Mercyhurst (10/4/15)



Ross CRAIG #6

| YEAR | GP | G | A | PTS | PP-SH-GW | P/M |
|---------|----|---|---|-----|----------|-----|
| 2016-17 | 8 | 1 | 2 | 3 | 1-0-0 | 3/6 |
| Totals | 8 | 1 | 2 | 3 | 1-0-0 | 3/6 |

CAREER HIGHS

Goals1 at Harvard (11/4/16)
 Assists1-2x, last at Merrimack (10/21/16)
 Points1-3x, last at Harvard (11/4/16)



John SNODGRASS #8

| YEAR | GP | G | A | PTS | PP-SH-GW | P/M |
|---------|----|---|---|-----|----------|-----|
| 2016-17 | 8 | 0 | 6 | 6 | 0-0-0 | 4/8 |
| Totals | 8 | 0 | 6 | 6 | 0-0-0 | 4/8 |

CAREER HIGHS

GoalsN/A
 Assists2 at Merrimack (10/22/16)
 Points2 at Merrimack (10/22/16)



Bobby MCMANN #9

| YEAR | GP | G | A | PTS | PP-SH-GW | P/M |
|---------|----|---|---|-----|----------|-----|
| 2016-17 | 11 | 2 | 5 | 7 | 1-0-0 | 2/4 |
| Totals | 11 | 2 | 5 | 7 | 1-0-0 | 2/4 |

CAREER HIGHS

Goals1-2x, last vs. Maine (10/28/16)
 Assists1-5x, last at Brown (11/12/16)
 Points2 vs. Maine (10/28/16)



Andrew BLACK #10

| YEAR | GP | G | A | PTS | PP-SH-GW | P/M |
|---------|----|----|----|-----|----------|-------|
| 2013-14 | 38 | 8 | 6 | 14 | 0-0-1 | 10/20 |
| 2014-15 | 23 | 2 | 4 | 6 | 0-0-0 | 1/2 |
| 2015-16 | 19 | 0 | 2 | 2 | 0-0-0 | 1/2 |
| 2016-17 | 11 | 1 | 1 | 2 | 0-0-0 | 3/6 |
| Totals | 91 | 10 | 13 | 23 | 0-0-1 | 15/30 |

CAREER HIGHS

Goals1-10x, last vs. Brown (11/21/14)
 Assists2 vs St. Lawrence (3/15/14)
 Points2-2x, last vs St. Lawrence (3/15/14)



Jake KULEVICH #11

| YEAR | GP | G | A | PTS | PP-SH-GW | P/M |
|---------|-----|----|----|-----|----------|-------|
| 2013-14 | 38 | 0 | 9 | 9 | 0-0-0 | 7/14 |
| 2014-15 | 38 | 5 | 10 | 15 | 1-0-2 | 8/32 |
| 2015-16 | 37 | 4 | 10 | 14 | 2-0-3 | 8/16 |
| 2016-17 | 11 | 1 | 4 | 5 | 0-0-0 | 7/14 |
| Totals | 124 | 10 | 33 | 43 | 3-0-5 | 30/76 |

CAREER HIGHS

Goals1-10x, last vs. Maine (10/29/16)
 Assists4 at Princeton (2/5/16)
 Points4 at Princeton (2/5/16)



PLAYER CAREER HIGHS & STATS



Adam DAUDA #12

| YEAR | GP | G | A | PTS | PP-SH-GW | P/M |
|---------|----|---|----|-----|----------|-----|
| 2015-16 | 20 | 2 | 7 | 9 | 0-0-0 | 2/4 |
| 2016-17 | 9 | 3 | 5 | 8 | 3-0-0 | 1/2 |
| Totals | 29 | 5 | 12 | 17 | 3-0-0 | 3/6 |

CAREER HIGHS

Goals 2 at Merrimack (10/22/16)
 Assists 2-4x, last at Merrimack (10/21/16)
 Points 2-5x, last at Merrimack (10/22/16)



Rory MCGUIRE #13

| YEAR | GP | G | A | PTS | PP-SH-GW | P/M |
|---------|----|---|---|-----|----------|-----|
| 2015-16 | 27 | 1 | 1 | 2 | 0-0-0 | 2/4 |
| 2016-17 | 3 | 0 | 0 | 0 | 0-0-0 | 2/4 |
| Totals | 30 | 1 | 1 | 2 | 0-0-0 | 4/8 |

CAREER HIGHS

Goals 1 at St. Lawrence (1/29/16)
 Assists 1 at Mercyhurst (10/4/15)
 Points 1 at Mercyhurst (10/4/15)



Jared COCKRELL #14

| YEAR | GP | G | A | PTS | PP-SH-GW | P/M |
|---------|----|---|---|-----|----------|------|
| 2016-17 | 10 | 2 | 2 | 4 | 0-0-0 | 5/10 |
| Totals | 10 | 2 | 2 | 4 | 0-0-0 | 5/10 |

CAREER HIGHS

Goals 1-2x, last at Brown (11/12/16)
 Assists 1 at Merrimack (10/21/16)
 Points 2 at Merrimack (10/21/16)




Jacob PANETTA #15

| YEAR | GP | G | A | PTS | PP-SH-GW | P/M |
|---------|----|---|---|-----|----------|-----|
| 2016-17 | 6 | 0 | 2 | 2 | 0-0-0 | 3/6 |
| Totals | 6 | 0 | 2 | 2 | 0-0-0 | 3/6 |

CAREER HIGHS

Goals N/A
 Assists 1-2x, last vs. Maine (10/29/16)
 Points 1-2x, last vs. Maine (10/29/16)



Sebastian WEBERG #16

| YEAR | GP | G | A | PTS | PP-SH-GW | P/M |
|---------|----|---|---|-----|----------|-------|
| 2014-15 | 11 | 0 | 0 | 0 | 0-0-0 | 2/4 |
| 2015-16 | 30 | 2 | 4 | 6 | 1-0-0 | 5/10 |
| 2016-17 | 11 | 2 | 1 | 3 | 2-0-0 | 4/8 |
| Totals | 52 | 4 | 5 | 9 | 3-0-0 | 11/22 |

CAREER HIGHS

Goals 1-4x, last at Yale (11/11/16)
 Assists 1, 3x, last vs Army West Point (10/1/16)
 Points 2, vs Providence (10/30/15)



Emilio AUDI #17

| YEAR | GP | G | A | PTS | PP-SH-GW | P/M |
|---------|----|---|----|-----|----------|------|
| 2013-14 | 15 | 2 | 5 | 7 | 0-0-0 | 1/2 |
| 2014-15 | 17 | 1 | 2 | 3 | 0-0-0 | 1/2 |
| 2015-16 | 35 | 1 | 3 | 4 | 0-0-0 | 1/2 |
| 2016-17 | 5 | 0 | 3 | 3 | 0-0-0 | 2/4 |
| Totals | 72 | 4 | 13 | 17 | 0-0-0 | 5/10 |

CAREER HIGHS

Goals 1-4x, last at Dartmouth (3/4/16)
 Assists 2 vs. Connecticut (10/14/16)
 Points 2-2x, last vs. Connecticut (10/14/16)



Ben SHARF #18

| YEAR | GP | G | A | PTS | PP-SH-GW | P/M |
|---------|----|---|---|-----|----------|-----|
| 2016-17 | 2 | 0 | 0 | 0 | 0-0-0 | 0/0 |
| Totals | 2 | 0 | 0 | 0 | 0-0-0 | 0/0 |

CAREER HIGHS

Goals N/A
 Assists N/A
 Points N/A



Tim HARRISON #19

| YEAR | GP | G | A | PTS | PP-SH-GW | P/M |
|---------|-----|----|----|-----|----------|--------|
| 2013-14 | 34 | 0 | 5 | 5 | 0-0-0 | 10/20 |
| 2014-15 | 37 | 7 | 4 | 11 | 3-0-3 | 12/24 |
| 2015-16 | 36 | 8 | 9 | 17 | 1-0-0 | 14/28 |
| 2016-17 | 11 | 2 | 2 | 4 | 1-0-0 | 9/29 |
| Totals | 118 | 17 | 20 | 37 | 5-0-3 | 45/101 |

CAREER HIGHS

Goals 2-2x, last at Union (1/15/16)
 Assists 1-13x, last vs. UConn (10/14/16)
 Points 2-4x, last at Union (1/15/16)



Brett CORKEY #20

| YEAR | GP | G | A | PTS | PP-SH-GW | P/M |
|---------|-----|---|----|-----|----------|-------|
| 2013-14 | 39 | 0 | 7 | 7 | 0-0-0 | 10/28 |
| 2014-15 | 38 | 0 | 5 | 5 | 0-0-0 | 6/12 |
| 2015-16 | 37 | 4 | 10 | 14 | 1-0-0 | 9/18 |
| 2016-17 | 11 | 2 | 3 | 5 | 2-0-0 | 5/10 |
| Totals | 125 | 6 | 25 | 31 | 3-0-0 | 30/68 |

CAREER HIGHS

Goals 1-6x, last at Brown (11/12/16)
 Assists 3 at Union (1/17/15)
 Points 3 at Union (1/17/15)



Tyler PENNER #21

| YEAR | GP | G | A | PTS | PP-SH-GW | P/M |
|---------|----|---|---|-----|----------|-----|
| 2016-17 | 11 | 1 | 0 | 1 | 1-0-0 | 0/0 |
| Totals | 11 | 1 | 0 | 1 | 1-0-0 | 0/0 |

CAREER HIGHS

Goals 1 vs. Maine (10/29/16)
 Assists N/A
 Points 1 vs. Maine (10/29/16)

PLAYER CAREER HIGHS & STATS



Anthony SANNITI #24

| YEAR | GP | G | A | PTS | PP-SH-GW | P/M |
|---------|----|---|---|-----|----------|-------|
| 2013-14 | 8 | 0 | 0 | 0 | 0-0-0 | 5/10 |
| 2014-15 | 17 | 0 | 2 | 2 | 0-0-0 | 6/12 |
| 2015-16 | 37 | 0 | 2 | 2 | 0-0-0 | 10/20 |
| 2016-17 | 2 | 0 | 0 | 0 | 0-0-0 | 1/2 |
| Totals | 64 | 0 | 4 | 4 | 0-0-0 | 22/44 |

CAREER HIGHS

Goals N/A
 Assists 1-4x, last vs. Brown (12/29/15)
 Points 1-4x, last vs. Brown (12/29/15)



Evan PETERSON #26

| YEAR | GP | G | A | PTS | PP-SH-GW | P/M |
|---------|----|----|---|-----|----------|-------|
| 2014-15 | 26 | 3 | 3 | 6 | 0-1-1 | 8/35 |
| 2015-16 | 37 | 8 | 5 | 13 | 1-0-0 | 7/14 |
| 2016-17 | 11 | 2 | 1 | 3 | 0-1-0 | 2/4 |
| Totals | 74 | 13 | 9 | 22 | 1-2-1 | 17/53 |

CAREER HIGHS

Goals 2 vs. Connecticut (10/14/16)
 Assists 2 at RPI (1/16/16)
 Points 2-3x, last vs. Connecticut (10/14/16)



Mike PANOWYK #27

| YEAR | GP | G | A | PTS | PP-SH-GW | P/M |
|---------|----|----|----|-----|----------|------|
| 2014-15 | 38 | 5 | 4 | 9 | 2-0-1 | 4/16 |
| 2015-16 | 37 | 4 | 14 | 18 | 1-0-0 | 2/4 |
| 2016-17 | 11 | 1 | 1 | 2 | 0-0-0 | 3/6 |
| Totals | 84 | 10 | 19 | 29 | 3-0-1 | 9/26 |

CAREER HIGHS

Goals 1-9x, last at St. Lawrence (1/29/16)
 Assists 3 at RIT (10/24/15)
 Points 3 at RIT (10/24/15)



Hunter RACINE #28

| YEAR | GP | G | A | PTS | PP-SH-GW | P/M |
|---------|----|---|---|-----|----------|------|
| 2015-16 | 37 | 4 | 6 | 10 | 1-0-1 | 4/8 |
| 2016-17 | 9 | 3 | 1 | 4 | 0-0-0 | 3/6 |
| Totals | 46 | 7 | 7 | 14 | 1-0-1 | 7/14 |

CAREER HIGHS

Goals 2-2x, last at RPI (1/16/16)
 Assists 2 vs St. Lawrence (12/5/15)
 Points 2-4x, last vs. Maine (10/29/16)



Zac HAMILTON #31

| YEAR | GP-GS | Min. | GAA | Sv% | W-L-T |
|---------|-------|--------|------|------|-------|
| 2014-15 | 5-3 | 201:38 | 1.79 | .939 | 1-2-0 |
| 2015-16 | 5-4 | 174:54 | 3.43 | .886 | 1-0-1 |
| 2016-17 | | | | | |
| Totals | 10-7 | 376:32 | 2.55 | .914 | 2-2-1 |

CAREER HIGHS

Saves 38 vs. Yale (11/22/14)
 Fewest Goals Allowed 0 at Dartmouth (2/14/15)
 Current Unbeaten Streak one



Colton POINT #32

| YEAR | GP-GS | Min. | GAA | Sv% | W-L-T |
|---------|-------|-------|------|------|-------|
| 2016-17 | 1-1 | 64:24 | 3.73 | .911 | 0-0-1 |
| Totals | 1-1 | 64:24 | 3.73 | .911 | 0-0-1 |

CAREER HIGHS

Saves 41 vs. Connecticut (10/14/16)
 Fewest Goals Allowed 4 vs. Connecticut (10/14/16)
 Current Unbeaten Streak 1



Bruce RACINE #33

| YEAR | GP-GS | Min. | GAA | Sv% | W-L-T |
|---------|-------|--------|------|------|-------|
| 2014-15 | 0-0 | 0:00 | 0.00 | .000 | 0-0-0 |
| 2015-16 | 4-0 | 127:43 | 2.82 | .891 | 0-1-0 |
| 2016-17 | 2-1 | 70:28 | 4.26 | .872 | 0-1-0 |
| Totals | 6-1 | 198:11 | 3.33 | .883 | 0-2-0 |

CAREER HIGHS

Saves 32 at Merrimack (10/22/16)
 Fewest Goals Allowed 0, 2x, last vs. Boston University (10/8/16)
 Current Unbeaten Streak N/A

2016-17 BOX SCORES

Hockey Game Box Score (Final) Army vs Colgate (Oct 01, 2016 at Hamilton, N.Y.)

Army (0-0-1, 0-0-0 AHA) vs. Colgate (0-0-1, 0-0-0 ECAC)
Date: Oct 01, 2016 • Location: Hamilton, N.Y. • Arena: Class of 1965 Arena
Attendance: 2222 • Start time: 7:05 PM • End time: 9:36 • Total time: 2:31

| Prd | Time | Team | Scored by | Assists | Vis. on ice | Home on ice |
|-----|-------|------|---------------------|---|---------------|--------------|
| 1. | 11:43 | COLG | EV Freeman, Derek/1 | Kulevich, Jake/1 Weberg, Sebastian/1 | 10,24,25,13 | 5,11,10,16,6 |
| 2. | 10:38 | COLG | PP Harrison, Tim/1 | Kulevich, Jake/2 Craig, Ross/1 | 12,25,22,2,5 | 19,11,6,9,26 |
| 3. | 18:19 | ARMY | PP Andrie, Conor/1 | Carlisle, Clint/1 Nick, Ryan/1 | 20,15,9,18,14 | 21,27,24,20 |
| 4. | 16:56 | ARMY | PP Andrie, Conor | Pham, Tyler | 20,15,18,4,9 | 21,27,11,20 |

TEAM SUMMARY

| # | Army | 1 | 2 | 3 | OT | Tot +/- | # | Colgate | 1 | 2 | 3 | OT | Tot +/- | | |
|--------|------------------|-----|---|---|----|---------|----|-------------|-------------------|-----|---|----|---------|----|----|
| 2 | MacAfee, Dalton | 0 | 0 | 0 | 0 | 0 | 2 | Meyer, Paul | 0 | 1 | 0 | 0 | 1 | | |
| 4 | Nick, Ryan | 1 | 0 | 0 | 0 | 1 | -1 | 4 | Brooks, Willie | 2 | 1 | 0 | 1 | | |
| 5 | Shectter, Joe | 0 | 0 | 0 | 0 | 0 | 0 | 5 | Freeman, Derek | 3 | 0 | 1 | 4 | | |
| 6 | DeCenzo, Nick | 0 | 0 | 0 | 0 | 0 | 0 | 6 | Craig, Ross | 1 | 0 | 0 | 1 | | |
| 9 | Pham, Tyler | 1 | 1 | 0 | 0 | 2 | 0 | 9 | McMann, Bobby | 1 | 0 | 0 | 1 | | |
| 10 | Fidler, Trevor | 0 | 0 | 0 | 1 | -1 | 0 | 10 | Black, Andrew | 1 | 0 | 0 | 1 | | |
| 12 | Box, Blake | 1 | 0 | 2 | 0 | 3 | 0 | 11 | Kulevich, Jake | 1 | 0 | 1 | 2 | | |
| 13 | Reuschlein, C.J. | 1 | 1 | 1 | 0 | 3 | -1 | 12 | Dauda, Adam | 2 | 0 | 0 | 2 | | |
| 15 | Carlisle, Clint | 1 | 2 | 1 | 5 | 0 | 0 | 14 | Cockrell, Jared | 1 | 0 | 0 | 1 | | |
| 16 | McGuire, Brenda | 0 | 0 | 0 | 0 | 0 | 0 | 16 | Weberg, Sebastian | 1 | 1 | 1 | 3 | | |
| 17 | Maruya, Taylor | 1 | 1 | 0 | 2 | 0 | 0 | 17 | Audi, Emilio | 3 | 0 | 0 | 3 | | |
| 18 | Evancho, Zach | 1 | 0 | 0 | 1 | 0 | 0 | 19 | Harrison, Tim | 0 | 0 | 0 | 1 | | |
| 19 | Higgins, Tipper | 1 | 0 | 0 | 0 | 1 | 0 | 20 | Corkey, Brett | 2 | 0 | 0 | 1 | | |
| 20 | Andrie, Conor | 2 | 1 | 1 | 4 | 0 | 0 | 21 | Penner, Tyler | 0 | 0 | 1 | 2 | | |
| 22 | Mansfield, Ian | 0 | 0 | 0 | 0 | 0 | 0 | 24 | Sanitti, Anthony | 0 | 0 | 0 | 0 | | |
| 25 | Warden, Nash | 0 | 0 | 0 | 0 | -1 | 0 | 26 | Peterson, Evan | 0 | 0 | 0 | 0 | | |
| 27 | Wilson, Michael | 0 | 0 | 1 | 0 | 1 | 0 | 27 | Panowky, Mike | 0 | 1 | 0 | 1 | | |
| 29 | Preston, Mike | 3 | 0 | 0 | 3 | -1 | 0 | 28 | Racine, Hunter | 0 | 0 | 1 | 0 | | |
| 1 | Pham, Tyler | dnp | | | | | | 31 | Hamilton, Zac | dnp | | | | | |
| 30 | Bruno, Cole | dnp | | | | | | 32 | Point, Colton | dnp | | | | | |
| Totals | | 13 | 5 | 7 | 2 | 27 | -5 | Totals | | 17 | 5 | 5 | 3 | 30 | +5 |

GOALTENDERS

| ## | Army | Dec | Min | GA | 1 | 2 | 3 | OT | Saves | ## | Colgate | Dec | Min | GA | 1 | 2 | 3 | OT | Saves |
|----|-----------------|-----|-------|----|----|---|---|----|-------|----|---------------|-----|-------|----|----|---|---|----|-------|
| 35 | Gahagen, Parker | T | 64:43 | 2 | 16 | 4 | 5 | 3 | 28 | 1 | Finn, Charlie | T | 64:46 | 2 | 13 | 4 | 6 | 2 | 25 |
| | EMPTY NET | | 0:17 | 0 | 0 | 0 | 0 | 0 | 0 | | EMPTY NET | | 0:14 | 0 | 0 | 0 | 0 | 0 | 0 |

PENALTY SUMMARY

| Prd | Player | Team | Min | Offense | Time | Prd | Player | Team | Min | Offense | Time |
|-----|-----------------|---------|------|--------------|-------|-----|-----------------|---------|-------|--------------------|-------|
| 1st | Corkey, Brett | Colgate | 2:00 | Interference | 03:45 | 2nd | Andrie, Conor | Army | 2:00 | Interference | 04:04 |
| 1st | Evancho, Zach | ARMY | 2:00 | Interference | 06:01 | 2nd | Meyer, Paul | Colgate | 2:00 | Interference | 07:28 |
| 1st | Harrison, Tim | Colgate | 2:00 | Tripping | 06:11 | 2nd | Shectter, Joe | ARMY | 2:00 | Interference | 09:01 |
| 1st | Warden, Nash | ARMY | 2:00 | Tripping | 09:15 | 2nd | Audi, Emilio | Colgate | 2:00 | Interference | 12:26 |
| 1st | Peterson, Evan | Colgate | 2:00 | Hooking | 12:10 | 2nd | Fidler, Trevor | ARMY | 2:00 | Tripping | 13:39 |
| 1st | Corkey, Brett | Colgate | 2:00 | Tripping | 12:10 | 2nd | Harrison, Tim | Colgate | 5:00 | Checking From Behl | 14:06 |
| 1st | Meyer, Paul | Colgate | 2:00 | Roughing | 15:12 | 2nd | Harrison, Tim | Colgate | 10:00 | Game Misconduct | 14:06 |
| 1st | Wilson, Michael | ARMY | 2:00 | Slashing | 16:45 | 2nd | Carlisle, Clint | ARMY | 2:00 | Tripping | 15:15 |
| 1st | DeCenzo, Nick | ARMY | 2:00 | Hooking | 16:45 | 2nd | Preston, Mike | ARMY | 2:00 | Cross-Checking | 15:41 |
| 1st | Harrison, Tim | Colgate | 2:00 | Interference | 18:40 | 3rd | Cockrell, Jared | Colgate | 2:00 | Interference | 15:46 |
| 2nd | Wilson, Michael | ARMY | 2:00 | Boarding | 01:45 | OT | Freeman, Derek | Colgate | 2:00 | Contact To The Hea | 03:52 |
| 2nd | Cockrell, Jared | Colgate | 2:00 | Hooking | 03:50 | | | | | | |

Army-Gahagen, Parker (0-0-1). Colgate-Finn, Charlie (0-0-1).

Hockey Game Box Score (Final) UCONN vs Colgate (Oct 14, 2016 at Hamilton, N.Y.)

UCONN (2-0-1, 0-0-0 HEA) vs. Colgate (0-1-2, 0-0-0 ECAC)
Date: Oct 14, 2016 • Location: Hamilton, N.Y. • Arena: Class of 1965 Arena
Attendance: 1391 • Start time: 7:05 PM • End time: 9:26 PM • Total time: 2:21

| Prd | Time | Team | Scored by | Assists | Vis. on ice | Home on ice |
|-----|-------|------|---------------------|---|---------------|----------------|
| 1. | 01:24 | COLG | PP McMann, Bobbv | Dauda, Adam Audi, Emilio | 23,13,28,6 | 9,17,11,12,20 |
| 2. | 06:00 | UCON | EV Pratt, Derek/1 | Freeman, Benjamin/1 | 2,24,8,20,18 | 14,26,15,10,4 |
| 3. | 11:33 | UCON | EV Drake, David/1 | Naas, Spencer/1 Payusov, Alexander/4 | 5,13,29,9,27 | 14,10,8,11,16 |
| 4. | 14:03 | COLG | EV Peterson, Evan/1 | Dauda, Adam/2 | 24,13,18,16,5 | 26,12,11,15,13 |
| 5. | 17:02 | COLG | SH Peterson, Evan/2 | - | 11,23,19,8,6 | 26,11,14,20 |
| 6. | 05:38 | UCON | EV Moraan, Brian/1 | Kalter, Max/3 Freeman, Benjamin/1 | 28,18,24,6,10 | 14,26,15,10,4 |
| 7. | 07:43 | UCON | EV Thompson, Tage/4 | Letunov, Maxim/5 | 29,5,27,6 | 15,10,4,9 |
| 8. | 10:55 | COLG | EV Freeman, Derek/2 | Audi, Emilio/2 Panetta, Jacob/1 | 6,16,24,18,10 | 5,17,15,11,21 |

TEAM SUMMARY

| # | UCONN | 1 | 2 | 3 | OT | Tot +/- | # | Colgate | 1 | 2 | 3 | OT | Tot +/- | | |
|--------|-----------------|-----|----|----|----|---------|----|---------|-------------------|-----|---|----|---------|----|----|
| 2 | Pratt, Derek | 1 | 2 | 0 | 0 | 3 | +1 | 3 | Citron, Ken | 0 | 0 | 0 | 0 | | |
| 5 | Drake, David | 1 | 1 | 0 | 0 | 3 | +1 | 4 | Brooks, Willie | 1 | 0 | 0 | 3 | | |
| 6 | Austin, Johnny | 1 | 2 | 1 | 5 | 0 | 0 | 5 | Freeman, Derek | 0 | 1 | 0 | 1 | | |
| 7 | Kunnas, Joonas | 1 | 1 | 0 | 3 | 0 | 0 | 6 | Craig, Ross | 2 | 0 | 0 | 3 | | |
| 8 | Naas, Spencer | 0 | 1 | 0 | 1 | 0 | 0 | 9 | McMann, Bobby | 1 | 0 | 0 | 2 | | |
| 9 | Payusov, Alexan | 1 | 0 | 1 | 1 | 3 | +1 | 10 | Black, Andrew | 1 | 0 | 0 | 1 | | |
| 10 | Gendron, Miles | 0 | 0 | 0 | 0 | 0 | 0 | 11 | Kulevich, Jake | 0 | 2 | 0 | 2 | | |
| 11 | Roman, Corey | 0 | 1 | 0 | 3 | -1 | 0 | 12 | Dauda, Adam | 0 | 2 | 0 | 2 | | |
| 13 | Masonius, Josep | 0 | 2 | 2 | 4 | 0 | 0 | 13 | McGuire, Rory | 0 | 0 | 0 | 0 | | |
| 16 | El-Mir, Karl | 0 | 2 | 0 | 2 | -2 | 0 | 14 | Cockrell, Jared | 1 | 0 | 0 | 1 | | |
| 18 | Kalter, Max | 0 | 1 | 0 | 1 | 0 | 0 | 15 | Panetta, Jacob | 0 | 2 | 0 | 2 | | |
| 19 | Richardson, Eva | 0 | 0 | 0 | 0 | -1 | 0 | 16 | Weberg, Sebastian | 1 | 0 | 0 | 1 | | |
| 20 | Newpower, Wyatt | 0 | 1 | 0 | 1 | 1 | 0 | 17 | Audi, Emilio | 0 | 0 | 0 | 0 | | |
| 23 | Ojantakanen, Ka | 0 | 1 | 0 | 0 | -1 | 0 | 19 | Harrison, Tim | 2 | 1 | 1 | 4 | | |
| 24 | Freeman, Benja | 1 | 0 | 0 | 2 | 0 | 0 | 20 | Corkey, Brett | 0 | 0 | 0 | 0 | | |
| 27 | Letunov, Maxim | 3 | 1 | 0 | 1 | 5 | +2 | 21 | Penner, Tyler | 0 | 0 | 1 | 1 | | |
| 28 | Moraan, Brian | 1 | 0 | 2 | 0 | 3 | +1 | 26 | Peterson, Evan | 2 | 0 | 1 | 3 | | |
| 29 | Thompson, Tage | 1 | 0 | 1 | 2 | 4 | +2 | 27 | Panowky, Mike | 0 | 0 | 1 | 0 | | |
| 1 | Creel, Tanner | dnp | | | | | | 1 | Finn, Charlie | dnp | | | | | |
| 35 | Thulin, Steve | dnp | | | | | | 31 | Hamilton, Zac | dnp | | | | | |
| Totals | | 12 | 16 | 12 | 5 | 45 | +4 | Totals | | 12 | 3 | 12 | 0 | 27 | -5 |

GOALTENDERS

| ## | UCONN | Dec | Min | GA | 1 | 2 | 3 | OT | Saves | ## | Colgate | Dec | Min | GA | 1 | 2 | 3 | OT | Saves |
|----|--------------|-----|-------|----|---|---|----|----|-------|----|---------------|-----|-------|----|----|----|----|----|-------|
| 31 | Nichols, Rob | T | 65:00 | 4 | 9 | 3 | 11 | 0 | 23 | 32 | Point, Colton | T | 64:24 | 4 | 10 | 16 | 10 | 5 | 41 |
| | EMPTY NET | | 0:36 | 0 | 0 | 0 | 0 | 0 | 0 | | EMPTY NET | | 0:36 | 0 | 0 | 0 | 0 | 0 | 0 |

PENALTY SUMMARY

| Prd | Player | Team | Min | Offense | Time | Prd | Player | Team | Min | Offense | Time |
|-----|-------------------|---------|------|----------------|-------|-----|------------------|---------|------|----------------|-------|
| 1st | Letunov, Maxim | UCONN | 2:00 | Hooking | 00:12 | 2nd | Panowky, Mike | Colgate | 2:00 | Holding | 15:35 |
| 1st | McGuire, Rory | Colgate | 2:00 | Holding | 02:33 | 2nd | Newpower, Wyatt | UCONN | 2:00 | Boarding | 19:46 |
| 1st | Pratt, Derek | UCONN | 2:00 | Tripping | 07:59 | 3rd | Kulevich, Jake | Colgate | 2:00 | Holding | 02:41 |
| 1st | Weberg, Sebastian | Colgate | 2:00 | Interference | 15:27 | 3rd | Harrison, Tim | Colgate | 2:00 | Interference | 06:52 |
| 1st | Gendron, Miles | UCONN | 2:00 | Cross-Checking | 19:03 | 3rd | Morgan, Brian | UCONN | 2:00 | Interference | 07:09 |
| 2nd | Panetta, Jacob | Colgate | 2:00 | Holding | 07:52 | 3rd | Masonius, Joseph | UCONN | 2:00 | Cross-Checking | 14:22 |
| 2nd | Dauda, Adam | Colgate | 2:00 | Hooking | 11:04 | 3rd | Black, Andrew | Colgate | 2:00 | Boarding | 17:29 |

UCONN-Nichols, Rob (2-0-1). Colgate-Point, Colton (0-0-1).

Hockey Game Box Score (Final) #4 BU vs Colgate (Oct 08, 2016 at Hamilton, N.Y.)

BU (1-0-0, 0-0-0 HE) vs. Colgate (0-1-1, 0-0-0 ECAC)
Date: Oct 08, 2016 • Location: Hamilton, N.Y. • Arena: Class of 1965 Arena
Attendance: 1811 • Start time: 6:05 PM • End time: 8:15 • Total time: 2:10

| Prd | Time | Team | Scored by | Assists | Vis. on ice | Home on ice |
|-----|-------|------|-------------------------|--|----------------|---------------|
| 1. | 15:11 | BU | PP Patrick Harper/1 | Bobo Carpenter/1 Charlie McAvoy/1 | 14,7,21,17,23 | 2,27,11 |
| 2. | 17:27 | BU | SH Nick Roberto/1 | Nikolas Olsson/1 Clayton Keller/1 | 15,13,17,27 | 19,16,14,4,6 |
| 3. | 05:28 | BU | EX Patrick Harper/2 | Brandon Hickey/1 Gabriel Chabot/1 | 21,19,4,23,17 | 19,11,27,4 |
| 4. | 05:12 | BU | EV Tommy Kelley/1 | Johnny McDermott/1 Brandon Hickey/2 | 22,10,28,7,5 | 19,5,20,9,24 |
| 5. | 07:06 | BU | EV Clayton Keller/1 | Kieffer Bellows/1 Bobo Carpenter/3 | 19,4,9,17,18 | 10,4,2,14,16 |
| 6. | 07:25 | BU | EV J Forsbacka Karlsson | Doyle Somerby/2 Harrison, Tim/1 | 23,14,27,16,21 | 28,20,9,26,24 |
| 7. | 11:47 | COLG | EV Panowky, Mike/1 | Harrison, Tim/1 | 16,5,11,15,18 | 27,19,4,5,2 |

TEAM SUMMARY

| # | BU | 1 | 2 | 3 | OT | Tot +/- | # | Colgate | 1 | 2 | 3 | OT | Tot +/- |
|---|-----------------|---|---|---|------|---------|---|----------------|----------------|---|---|----|---------|
| 4 | Brandon Hickey | 1 | 0 | 0 | 1 | +2 | 2 | Meyer, Paul | 0 | 0 | 0 | 0 | 0 |
| 5 | Chad Krys | 1 | 2 | 2 | 5 | 0 | 0 | 4 | Brooks, Willie | 0 | 0 | 1 | -2 |
| 7 | Charlie McAvoy | 1 | 0 | 1 | 2 | +1 | 5 | Freeman, Derek | 0 | 2 | 0 | 2 | 0 |
| 8 | Kieffer Bellows | 0 | 1 | 1 | +1</ | | | | | | | | |

2016-17 BOX SCORES

Hockey Game Box Score (Final) Colgate vs Merrimack (10/22/16 at North Andover, Mass.)

Colgate (0-3-2) vs. Merrimack (2-3-0)
Date: 10/22/16 • Location: North Andover, Mass. • Arena: Lawler Rink
Attendance: 2549 • Start time: 7:08pm • End time: 9:24pm • Total time: 2:16

| Prd | Time | Team | Scored by | Assists | Vis. on ice | Home on ice |
|-----|-----------|------|------------------------|---|----------------|----------------|
| 1. | 1st 03:35 | MER | EV Hampus Gustafsson/3 | Jonathan Lashyn/1 Jace Hennig/1 | 19,26,27,15,20 | 20,9,7,25,5 |
| 2. | 1st 19:51 | COLG | PP Dauda, Adam/1 | Snodgrass, John/1 McMann, Bobby/1 Jared Kolaj/1 | 12,20,8,9,11 | 19,9,15,3 |
| 3. | 2nd 12:49 | MER | PP Ethan Spaxman/1 | Jace Hennig/2 Kulevich, Jake/3 | 10,26,4,20 | 5,9,13,15,14 |
| 4. | 2nd 16:59 | COLG | PP Dauda, Adam/2 | Kulevich, Jake/2 Snodgrass, John/2 | 12,20,9,8,11 | 9,19,7,4 |
| 5. | 2nd 18:32 | MER | EV Brett Seney/1 | Aaron Titcomb/2 | 10,4,19,26,15 | 13,23,22,8,15 |
| 6. | 3rd 15:31 | MER | EV Tyler Irvine/1 | Ludvig Larsson/2 | 20,9,8,12,4 | 11,9,15,3,12 |
| 7. | 3rd 16:38 | MER | EV Alfver Larsson/1 | Brett Seney/3 Mathieu Tibbet/1 | 5,19,20,10,11 | 23,13,22,2,5,7 |

TEAM SUMMARY

| # | Colgate | 1 | 2 | 3 | Tot | +/- | # | Merrimack | 1 | 2 | 3 | Tot | +/- | |
|--------|-----------------|-----|---|---|-----|-----|----|-----------------|---|----|----|-----|-----|--|
| 4 | Brooks, Willie | 0 | 2 | 2 | 4 | -2 | 3 | Aaron Titcomb | 1 | 0 | 0 | 1 | +1 | |
| 5 | Freeman, Derek | 0 | 0 | 0 | 0 | -1 | 4 | Marc Biega | 0 | 0 | 2 | 2 | 0 | |
| 6 | Craig, Ross | 0 | 0 | 0 | 0 | 0 | 5 | Ethan Spaxman | 0 | 1 | 0 | 1 | +2 | |
| 8 | Snodgrass, John | 1 | 0 | 0 | 1 | -1 | 7 | Jonathan Lashyn | 1 | 0 | 2 | 3 | +2 | |
| 9 | McMann, Bobby | 1 | 0 | 2 | 3 | -1 | 8 | Johnathan Kovac | 0 | 2 | 0 | 2 | 0 | |
| 10 | Black, Andrew | 0 | 0 | 0 | 0 | -2 | 9 | Jace Hennig | 1 | 2 | 0 | 3 | +2 | |
| 11 | Kulevich, Jake | 1 | 1 | 0 | 2 | -1 | 10 | Derek Petti | 1 | 1 | 2 | 4 | 0 | |
| 12 | Dauda, Adam | 1 | 1 | 2 | 4 | -1 | 11 | Tyler Irvine | 0 | 1 | 2 | 3 | +1 | |
| 13 | McGuire, Rory | 0 | 0 | 0 | 0 | 0 | 12 | Ludvig Larsson | 0 | 1 | 2 | 3 | +1 | |
| 14 | Cockrell, Jared | 1 | 0 | 0 | 1 | 0 | 13 | Brett Seney | 0 | 3 | 0 | 3 | +2 | |
| 15 | Panetta, Jacob | 1 | 0 | 1 | 2 | -2 | 14 | Mathieu Foget | 0 | 0 | 0 | 0 | 0 | |
| 16 | Weberg, Sebast | 0 | 1 | 0 | 1 | 0 | 15 | Jared Kolquist | 1 | 0 | 2 | 3 | +2 | |
| 18 | Sharf, Ben | 0 | 0 | 0 | 0 | 0 | 17 | Logan Coomes | 0 | 0 | 1 | 1 | 0 | |
| 19 | Harrison, Tim | 0 | 1 | 1 | 2 | -3 | 19 | Michael Babcock | 0 | 0 | 0 | 0 | 0 | |
| 20 | Corkey, Brett | 1 | 0 | 0 | 1 | -3 | 20 | Hampus Gustaf | 1 | 0 | 2 | 3 | +1 | |
| 21 | Penner, Tyler | 0 | 0 | 0 | 0 | 0 | 22 | Mathieu Tibbet | 0 | 2 | 1 | 3 | +2 | |
| 26 | Peterson, Evan | 1 | 0 | 1 | 2 | -2 | 23 | Alfred Larsson | 0 | 2 | 2 | 4 | +2 | |
| 27 | Panowky, Mike | 1 | 0 | 0 | 1 | -1 | 25 | Sami Tavernier | 0 | 1 | 2 | 3 | +1 | |
| T | TEAM | 0 | 0 | 0 | 0 | 0 | 29 | Craig Pantano | 0 | 0 | 0 | 0 | 0 | |
| 1 | Finn, Charlie | dnp | | | | | | Totals | 6 | 12 | 19 | 37 | +2 | |
| 31 | Hamilton, Zac | dnp | | | | | | | | | | | | |
| Totals | | 9 | 8 | 6 | 23 | -20 | | | | | | | | |

GOALTENDERS

| # | Colgate | Dec | Min | GA | 1 | 2 | 3 | Saves | # | Merrimack | Dec | Min | GA | 1 | 2 | 3 | Saves |
|----|---------------|-----|-------|----|----|----|----|-------|----|-------------|-----|-------|----|---|---|---|-------|
| 33 | Racine, Bruce | L | 59:50 | 5 | 10 | 17 | 32 | 31 | 31 | Drew Vogler | W | 60:00 | 2 | 8 | 7 | 6 | 21 |
| | EMPTY NET | | 0:10 | 0 | 0 | 0 | 0 | 0 | | | | | | | | | |

PENALTY SUMMARY

| Prd | Player | Team | MinOffense | Time | Prd | Player | Team | MinOffense | Time |
|-----|-----------------|---------|------------------|----------|-----|---------------------|---------|--------------------|----------|
| 1st | McGuire, Rory | Colgate | 2.Tripping | 03:54 PP | 2nd | TEAM | Colgate | 2.Too Many Players | 07:48 PP |
| 1st | Snodgrass, John | Colgate | 2.Slashing | 12:15 PP | 2nd | Panetta, Jacob | Colgate | 2.Interference | 10:51 PP |
| 1st | Aaron Titcomb | MER | 2.Cross-Checking | 14:40 PP | 2nd | Alfred Larsson | MER | 2.Hooking | 13:23 PP |
| 1st | Brooks, Willie | Colgate | 2.Hooking | 15:31 PP | 2nd | Tyler Irvine | MER | 2.Hooking | 16:08 PP |
| 1st | Freeman, Derek | Colgate | 2.Interference | 16:33 PP | 3rd | Tyler Irvine | MER | 2.Cross-Checking | 08:12 PP |
| 1st | Ethan Spaxman | MER | 2.Interference | 19:24 PP | 3rd | Johnathan Kovacevic | MER | 2.Holding | 11:53 PP |
| 2nd | Kulevich, Jake | Colgate | 2.Holding | 02:08 PP | 3rd | Michael Babcock | MER | 5.Slashing | 20:00 |
| 2nd | Mathieu Foget | MER | 2.Tripping | 04:59 PP | 3rd | Michael Babcock | MER | 10.Game Misconduct | 20:00 |
| 2nd | Jared Kolquist | MER | 2.Interference | 05:33 PP | | | | | |

Win-Drew Vogler (2-2-0). Loss-Racine, Bruce (0-1-0).

Hockey Game Box Score (Final) Maine vs Colgate (Oct 28, 2016 at Hamilton, N.Y.)

Maine (3-2-2, 0-0-0 HEA) vs. Colgate (0-3-3, 0-0-0 ECAC)
Date: Oct 28, 2016 • Location: Hamilton, N.Y. • Arena: Class of 1965 Arena
Attendance: 2146 • Start time: 7:05 PM • End time: 9:30 pm • Total time: 2:25

| Prd | Time | Team | Scored by | Assists | Vis. on ice | Home on ice |
|-----|-----------|------|--------------------|--------------------------------------|----------------|---------------|
| 1. | 2nd 10:04 | MAIN | PP Chase Pearson/3 | Eric Schurhammer/1 Blaine Byron/4 | 12,25,89,13,11 | 2,10,21,20 |
| 2. | 2nd 17:51 | MAIN | EV Nolan Vesey/3 | Rob Michel/3 Mark Hamilton/4 | 3,47,13,12,11 | 28,21,3,11,27 |
| 3. | 3rd 00:41 | COLG | PP Penner, Tyler/1 | McMann, Bobby/2 | 25,21,89,18 | 21,9,20,4,12 |
| 4. | 3rd 06:05 | COLG | EV McMann, Bobby/2 | Snodgrass, John/3 | 11,20,13,12,23 | 9,8,2,12,4 |

TEAM SUMMARY

| # | Maine | 1 | 2 | 3 | Tot | +/- | # | Colgate | 1 | 2 | 3 | Tot | +/- | | |
|--------|------------------|-----|----|---|-----|-----|----|-----------------|---------------|-----|----|-----|-----|---|--|
| 3 | Rob Michel | 1 | 1 | 0 | 2 | +1 | 2 | Meyer, Paul | 0 | 0 | 0 | 0 | +1 | | |
| 5 | Ryan Smith | 0 | 0 | 0 | 0 | 0 | 3 | Citron, Ken | 0 | 0 | 0 | 0 | -1 | | |
| 11 | Mitchell Fossier | 2 | 0 | 0 | 2 | 0 | 4 | Brooks, Willie | 1 | 1 | 3 | 1 | +6 | | |
| 12 | Chase Pearson | 0 | 1 | 0 | 1 | 0 | 5 | Freeman, Derek | 1 | 1 | 1 | 0 | 3 | | |
| 13 | Nolan Vesey | 1 | 1 | 0 | 2 | 0 | 6 | Craig, Ross | 0 | 0 | 0 | 0 | 0 | | |
| 14 | Cedric Lacroix | 0 | 0 | 0 | 0 | 0 | 8 | Snodgrass, John | 0 | 0 | 1 | 0 | +1 | | |
| 16 | Dane Gibson | 0 | 0 | 0 | 0 | 0 | 9 | McMann, Bobby | 1 | 2 | 2 | 1 | +6 | | |
| 18 | Keith Muehlbauer | 1 | 0 | 0 | 1 | 0 | 10 | Black, Andrew | 1 | 1 | 2 | 0 | 4 | | |
| 20 | Stephen Cochra | 0 | 2 | 0 | 2 | -1 | 11 | Kulevich, Jake | 2 | 0 | 1 | 4 | -1 | | |
| 21 | Cam Brown | 1 | 1 | 0 | 3 | 0 | 12 | Dauda, Adam | 1 | 0 | 1 | 2 | +1 | | |
| 22 | Brendan Robbins | 2 | 0 | 1 | 3 | 0 | 14 | Cockrell, Jared | 0 | 1 | 0 | 1 | 0 | | |
| 23 | Sam Becker | 1 | 1 | 0 | 3 | -1 | 16 | Weberg, Sebast | 0 | 0 | 1 | 0 | 1 | | |
| 24 | Peter Housakos | 0 | 0 | 0 | 0 | 0 | 19 | Harrison, Tim | 0 | 1 | 0 | 1 | 0 | | |
| 25 | Eric Schurhammer | 1 | 1 | 0 | 2 | 0 | 20 | Corkey, Brett | 0 | 2 | 0 | 4 | 0 | | |
| 27 | Patrick Shea | 2 | 1 | 0 | 3 | 0 | 21 | Penner, Tyler | 1 | 2 | 0 | 4 | -1 | | |
| 47 | Mark Hamilton | 2 | 0 | 0 | 2 | +1 | 26 | Peterson, Evan | 0 | 0 | 1 | 0 | 1 | | |
| 67 | Malcom Hayes | 0 | 1 | 0 | 1 | 0 | 27 | Panowky, Mike | 0 | 1 | 0 | 1 | -1 | | |
| 89 | Blaine Byron | 1 | 3 | 0 | 4 | 0 | 28 | Racine, Hunter | 0 | 1 | 0 | 2 | -1 | | |
| T | TEAM | 0 | 0 | 0 | 0 | 0 | T | TEAM | dnp | | | | | | |
| 33 | Stephen Mundin | dnp | | | | | | 33 | Racine, Bruce | dnp | | | | | |
| 36 | Matt Morris | dnp | | | | | | Totals | 7 | 15 | 16 | 3 | 41 | 0 | |
| Totals | | 15 | 13 | 3 | 31 | 0 | | | | | | | | | |

Referee:Tommas Fyrre
Linesman:Matt Riegert
Linesman:Pat Turcotte

GOALTENDERS

| # | Maine | Dec | Min | GA | 1 | 2 | 3 | OT | Saves | # | Colgate | Dec | Min | GA | 1 | 2 | 3 | OT | Saves |
|----|--------------|-----|-------|----|---|----|----|----|-------|---|---------------|-----|-------|----|----|----|---|----|-------|
| 35 | Rob McGovern | T | 65:00 | 2 | 7 | 15 | 14 | 3 | 39 | 1 | Finn, Charlie | T | 65:00 | 2 | 15 | 11 | 3 | 0 | 29 |

PENALTY SUMMARY

| Prd | Player | Team | MinOffense | Time | Prd | Player | Team | MinOffense | Time |
|-----|------------------|---------|----------------|----------|-----|-----------------|---------|----------------|----------|
| 1st | Corkey, Brett | Colgate | 2.Hooking | 05:25 PP | 2nd | Snodgrass, John | Colgate | 2.Roughing | 00:00 |
| 1st | Malcom Hayes | Maine | 2.Holding | 15:12 PP | 2nd | Mark Hamilton | Maine | 2.Roughing | 00:00 |
| 2nd | Craig, Ross | Colgate | 2.Hooking | 08:14 PP | 2nd | Rob Michel | Maine | 2.Roughing | 00:00 |
| 2nd | Eric Schurhammer | Maine | 2.Interference | 10:44 PP | 3rd | Freeman, Derek | Colgate | 2.Interference | 01:06 PP |
| 2nd | Cedric Lacroix | Maine | 2.Boarding | 14:22 PP | 3rd | Chase Pearson | Maine | 2.Interference | 02:43 |
| 2nd | Kulevich, Jake | Colgate | 2.Roughing | 00:00 | 3rd | Racine, Hunter | Colgate | 2.Hooking | 11:34 PP |
| 2nd | Chase Pearson | Maine | 2.Roughing | 00:00 | | | | | |

Maine-Rob McGovern (3-2-2). Colgate-Finn, Charlie (0-2-2).

Hockey Game Box Score (Final) Maine vs Colgate (Oct 29, 2016 at Hamilton, N.Y.)

Maine (3-3-2, 0-0-0 HEA) vs. Colgate (1-3-3, 0-0-0 ECAC)
Date: Oct 29, 2016 • Location: Hamilton, N.Y. • Arena: Class of 1965 Arena
Attendance: 2150 • Start time: 7:05 PM • End time: 9:06 PM • Total time: 2:01

| Prd | Time | Team | Scored by | Assists | Vis. on ice | Home on ice |
|-----|-----------|------|---------------------|--------------------------------------|-----------------|----------------|
| 1. | 1st 02:19 | COLG | EV Racine, Hunter/2 | Snodgrass, John/4 McMann, Bobby/3 | 23,24,5,20,47 | 28,10,11,9,3 |
| 2. | 1st 06:10 | COLG | PP Dauda, Adam/3 | Snodgrass, John/4 McMann, Bobby/3 | 5,23,24,26,18 | 12,8,9,11,20 |
| 3. | 1st 11:22 | MAIN | SH Ryan Smith/1 | Racine, Hunter/1 Panowky, Mike/2 | 5,24,25,18 | 12,8,9,11,20 |
| 4. | 1st 16:26 | COLG | EV Black, Andrew/1 | Racine, Hunter/1 Panowky, Mike/2 | 27,89,20,11,23 | 10,28,27,11,20 |
| 5. | 3rd 02:55 | MAIN | EV Blaine Byron/3 | Ryan Smith/3 | 89,3,11,47,29 | 12,9,16,1,20 |
| 6. | 3rd 05:53 | MAIN | EV Chase Pearson/4 | Ryan Smith/3 | 12,5,13,18,25 | 5,2,4,26,19 |
| 7. | 3rd 16:06 | COLG | PP Brooks, Willie/1 | Harrison, Tim/2 Panetta, Jacob/2 | 24,14,27,4 | 4,19,16,28,15 |
| 8. | 3rd 19:31 | COLG | EN Kulevich, Jake/1 | | 5,12,89,31,11,3 | 11,19,20,26,5 |

TEAM SUMMARY

| # | Maine | 1 | 2 | 3 | Tot | +/- | # | Colgate | 1 | 2 | 3 | Tot | +/- |
|----|------------------|---|---|---|-----|-----|----|-----------------|---|---|---|-----|-----|
| 3 | Rob Michel | 0 | 0 | 0 | 0 | -1 | 2 | Meyer, Paul | 0 | 0 | 0 | 0 | -1 |
| 5 | Ryan Smith | 1 | 1 | 0 | 2 | 0 | 3 | Citron, Ken | 0 | 0 | 0 | 0 | +2 |
| 7 | Jake Pappalardo | 0 | 0 | 0 | 0 | 0 | 4 | Brooks, Willie | 1 | 0 | 1 | 2 | -1 |
| 11 | Mitchell Fossier | 0 | 2 | 1 | 3 | -1 | 5 | Freeman, Derek | 0 | 2 | 0 | 2 | 0 |
| 12 | Chase Pearson | 0 | 5 | 5 | 0 | 0 | 8 | Snodgrass, John | 1 | 1 | 3 | -1 | |
| 13 | Nolan Vesey | 1 | 0 | 0 | 1 | 0 | 9 | McMann, Bobby | 4 | 1 | 0 | 5 | -1 |
| 14 | Cedric Lacroix | 0 | 0 | 1 | 1 | 0 | 10 | Black, Andrew | 2 | 3 | 1 | 6 | +2 |
| 16 | Dane Gibson | 0 | 0 | 0 | 0 | 0 | 11 | Kulevich, Jake | 1 | 1 | 1 | 3 | +1 |
| 18 | Keith Muehlbauer | 0 | 0 | 0 | 0 | +2 | 12 | Dauda, Adam | 2 | 2 | 2 | 6 | -2 |
| 20 | Stephen Cochra | 0 | 0 | 0 | 0 | -2 | 15 | Panetta, Jacob | 2 | 0 | 1 | 3 | -1 |

2016-17 BOX SCORES

Hockey Game Box Score (Final) Colgate vs Dartmouth (Nov 5, 2016 at Hanover, N.H.)

Colgate (1-4-4, 0-1-1) vs. Dartmouth (2-0-1, 1-0-1)
Date: Nov 5, 2016 • Location: Hanover, N.H. • Arena: Thompson Arena
Attendance: 2199 • Start time: 7:05 PM • End time: 9:14 PM • Total time: 2:09

| Prd | Time | Team | Scored by | Assists | Vis. on ice | Home on ice |
|-----|-----------|------|-----------------|-----------------|----------------|--------------|
| 1. | 3rd 17:44 | DART | EV Crema, Troy | Hesler, Carl | 20,14,21,28,4 | 5,20,9,18,6 |
| 2. | 3rd 19:17 | DART | EN Hesler, Carl | Opperman, Grant | 27,16,21,9,6,5 | 20,5,6,14,16 |

TEAM SUMMARY

| # | Colgate | 1 | 2 | 3 | Tot | +/- | # | Dartmouth | 1 | 2 | 3 | Tot | +/- |
|----|-----------------|-----|----|---|-----|-----|--------|------------------|-----|----|----|-----|-----|
| 3 | Citron, Ken | 1 | 0 | 0 | 1 | 0 | 3 | Hartley, Josh | 0 | 2 | 1 | 3 | 0 |
| 4 | Brooks, Willie | 0 | 0 | 0 | 0 | -1 | 5 | Shoup, Tim | 0 | 0 | 1 | 1 | +2 |
| 5 | Freeman, Derek | 0 | 1 | 0 | 1 | -1 | 6 | Yau, Connor | 0 | 1 | 0 | 1 | +2 |
| 6 | Craig, Ross | 0 | 0 | 0 | 0 | 0 | 7 | Roth, Cam | 0 | 0 | 1 | 1 | 0 |
| 8 | Snodgrass, John | 0 | 0 | 0 | 0 | 0 | 8 | Warpecha, Danie | 0 | 1 | 1 | 2 | 0 |
| 9 | McMann, Bobby | 2 | 1 | 4 | 7 | -1 | 9 | Crema, Troy | 1 | 0 | 2 | 3 | +1 |
| 10 | Black, Andrew | 0 | 1 | 0 | 1 | 0 | 11 | Jasiek, Alex | 0 | 1 | 2 | 3 | 0 |
| 11 | Kulevich, Jake | 0 | 1 | 0 | 1 | 0 | 14 | Opperman, Grant | 1 | 0 | 0 | 1 | +1 |
| 12 | Dauda, Adam | 0 | 0 | 0 | 0 | 0 | 15 | Michalowski, Kev | 0 | 1 | 0 | 1 | 0 |
| 14 | Cockrell, Jared | 0 | 0 | 0 | 0 | -1 | 16 | Kilistoff, Kevin | 1 | 0 | 2 | 3 | +1 |
| 15 | Panetta, Jacob | 1 | 0 | 0 | 1 | 0 | 18 | Kalk, Corey | 0 | 0 | 1 | 1 | +1 |
| 16 | Weberg, Sebasti | 1 | 1 | 1 | 3 | -1 | 19 | Ernsting, John | 0 | 0 | 1 | 1 | 0 |
| 19 | Harrison, Tim | 1 | 1 | 0 | 2 | 0 | 20 | Hesler, Carl | 2 | 1 | 3 | 6 | +2 |
| 20 | Corkey, Brett | 0 | 0 | 2 | 2 | -1 | 21 | Neiley, Kevin | 0 | 0 | 0 | 0 | 0 |
| 21 | Penner, Tyler | 0 | 2 | 1 | 3 | -2 | 23 | Han, Clay | 0 | 0 | 0 | 0 | 0 |
| 26 | Peterson, Evan | 0 | 0 | 0 | 0 | 0 | 24 | Toor, Karan | 0 | 0 | 0 | 0 | 0 |
| 27 | Panowyk, Mike | 0 | 2 | 0 | 2 | -1 | 28 | Graber, Will | 0 | 1 | 0 | 1 | 0 |
| 28 | Racine, Hunter | 0 | 0 | 0 | 0 | -1 | 29 | Nickerson, Kyle | 0 | 0 | 0 | 0 | 0 |
| 33 | Racine, Bruce | dnp | | | | | 30 | Shatzer, Dean | dnp | | | | |
| | Totals | 6 | 10 | 5 | 21 | -11 | 35 | Clark, Adrian | | | | | |
| | | | | | | | Totals | 5 | 10 | 13 | 28 | +1 | |

| Goals by Period | Prd | 1 | 2 | 3 | Tot |
|-----------------|-----|---|---|---|-----|
| COLG | | 0 | 0 | 0 | 0 |
| DART | | 0 | 0 | 2 | 2 |

| Shots by Period | Prd | 1 | 2 | 3 | Tot |
|-----------------|-----|---|----|----|-----|
| COLG | | 6 | 10 | 5 | 21 |
| DART | | 5 | 10 | 13 | 28 |

| Power Play Goals-Att (Sh) | Prd | COLGATE | DART |
|---------------------------|---------|----------|------|
| 1st | 0-2 (0) | 0-2 (0) | |
| 2nd | 0-1 (2) | 0-3 (5) | |
| 3rd | 0-2 (3) | 0-3 (6) | |
| Total | 0-5 (5) | 0-8 (11) | |

| Penalties-Minutes by Prd | Prd | COLGATE | DART |
|--------------------------|------|---------|------|
| 1st | 2-4 | 2-4 | |
| 2nd | 4-8 | 2-4 | |
| 3rd | 3-6 | 2-4 | |
| Total | 9-18 | 6-12 | |

Three stars:
1. None
2. None
3. None
Officials:
Referee: Scott Wheeler
Referee: Jason Williams
Linesman: Pavel Kozhokin
Linesman: Chris Pitti
Scorer: Dartmouth SID

GOALTENDERS

| # | Colgate | Dec | Min | GA | 1 | 2 | 3 | Saves | # | Dartmouth | Dec | Min | GA | 1 | 2 | 3 | Saves |
|---|---------------|-----|-------|----|---|----|----|-------|----|----------------|-----|-------|----|---|----|---|-------|
| 1 | Finn, Charlie | L | 59:45 | 1 | 5 | 10 | 11 | 26 | 33 | Buffalo, Devin | W | 59:46 | 0 | 6 | 10 | 5 | 21 |
| | EMPTY NET | | 0:15 | 1 | 0 | 0 | 0 | 0 | | EMPTY NET | | 0:14 | 0 | 0 | 0 | 0 | 0 |

PENALTY SUMMARY

| Prd | Player | Team | Min | Offense | Time | Prd | Player | Team | Min | Offense | Time |
|-----|-----------------|---------|------|-----------------------|----------|-----|-------------------|---------|------|--------------|----------|
| 1st | Jasiek, Alex | DART | 2:00 | Hooking | 05:43 PP | 2nd | Craig, Ross | Colgate | 2:00 | Hooking | 11:56 PP |
| 1st | Opperman, Grant | DART | 2:00 | Interference | 05:43 PP | 2nd | Weberg, Sebastian | Colgate | 2:00 | Kneeing | 15:00 PP |
| 1st | Cockrell, Jared | Colgate | 2:00 | Hooking | 06:59 PP | 3rd | Yau, Connor | DART | 2:00 | Holding | 01:06 PP |
| 1st | Panetta, Jacob | Colgate | 2:00 | Hooking | 15:30 PP | 3rd | Cockrell, Jared | Colgate | 2:00 | Hooking | 03:10 PP |
| 2nd | Opperman, Grant | DART | 2:00 | Slashing | 01:13 PP | 3rd | Kalk, Corey | DART | 2:00 | Hooking | 06:32 PP |
| 2nd | Citron, Ken | Colgate | 2:00 | Interference | 07:10 PP | 3rd | Freeman, Derek | Colgate | 2:00 | Tripping | 09:28 PP |
| 2nd | Graber, Will | DART | 2:00 | Hitting After Whistle | 10:17 | 3rd | Freeman, Derek | Colgate | 2:00 | Interference | 14:48 PP |
| 2nd | McMann, Bobby | Colgate | 2:00 | Hitting After Whistle | 10:17 | | | | | | |

Win-Buffalo, Devin (2-0-1). Loss-Finn, Charlie (1-3-3).

Hockey Game Box Score (Final) Colgate vs #19 Yale Bulldogs (Nov 11, 2016 at New Haven, CT)

Colgate (2-4-4, 1-1-1 ECAC) vs. Yale Bulldogs (2-2-0, 1-2-0 ECAC)
Date: Nov 11, 2016 • Location: New Haven, CT • Arena: Ingalls Rink
Attendance: 3210 • Start time: 7:00 pm • End time: 9:11 pm • Total time: 2:11

| Prd | Time | Team | Scored by | Assists | Vis. on ice | Home on ice |
|-----|-----------|------|------------------------|-------------------|---------------|----------------|
| 1. | 1st 06:45 | COLG | EV Harrison, Tim/2 | Audi, Emilio/3 | 19,17,3,20,27 | 21,10,9,7,2 |
| 2. | 1st 08:10 | YALE | EV Snively, Joe/1 | Citron, Ken/1 | 21,16,14,4,2 | 7,21,28,2,4 |
| 3. | 2nd 02:23 | COLG | EV Racine, Hunter/3 | Black, Andrew/1 | 28,10,3,13,11 | 23,14,13,11,10 |
| 4. | 2nd 08:21 | COLG | PP Weberg, Sebastian/2 | Snodgrass, John/5 | 16,8,20,9 | 20,16,8 |
| 5. | 3rd 15:41 | COLG | PP Corkey, Brett/1 | Citron, Ken/2 | 20,3,9,19,27 | 28,17,4,2 |

TEAM SUMMARY

| # | Colgate | 1 | 2 | 3 | Tot | +/- | # | Yale Bulldogs | 1 | 2 | 3 | Tot | +/- |
|--------|-----------------|---|----|---|-----|-----|--------|------------------|-----|----|----|-----|-----|
| 2 | Meyer, Paul | 0 | 1 | 1 | 2 | -1 | 2 | Larkin, Adam | 0 | 0 | 0 | 0 | 0 |
| 3 | Citron, Ken | 0 | 1 | 0 | 1 | +2 | 4 | Foley, Matt | 1 | 0 | 1 | 2 | +1 |
| 4 | Brooks, Willie | 0 | 3 | 0 | 3 | -1 | 6 | Sweeney, Billy | 2 | 1 | 0 | 3 | 0 |
| 9 | McMann, Bobby | 1 | 1 | 1 | 3 | 0 | 9 | DeMontis, Robbi | 1 | 0 | 0 | 1 | -1 |
| 10 | Black, Andrew | 0 | 1 | 0 | 1 | 0 | 10 | Lindstrand, Chan | 0 | 0 | 0 | 0 | -2 |
| 11 | Kulevich, Jake | 2 | 1 | 0 | 3 | +1 | 11 | Gaus, Andrew | 0 | 0 | 0 | 0 | -1 |
| 13 | McGuire, Rory | 0 | 0 | 0 | 0 | +1 | 13 | Smith, Evan | 0 | 1 | 1 | 2 | -1 |
| 14 | Cockrell, Jared | 0 | 0 | 0 | 0 | -1 | 14 | Smith, Mitchell | 0 | 1 | 0 | 1 | -1 |
| 15 | Panetta, Jacob | 0 | 0 | 0 | 0 | 0 | 16 | Walsh, Anthony | 1 | 0 | 1 | 2 | 0 |
| 16 | Weberg, Sebasti | 0 | 2 | 1 | 3 | -1 | 17 | Dichiera, Franko | 0 | 0 | 1 | 1 | 0 |
| 17 | Audi, Emilio | 0 | 1 | 0 | 1 | +1 | 19 | Hark, Ted | 1 | 1 | 2 | 4 | 0 |
| 19 | Harrison, Tim | 1 | 1 | 0 | 2 | +1 | 21 | Hayden, John | 0 | 3 | 2 | 5 | 0 |
| 20 | Corkey, Brett | 0 | 0 | 2 | 2 | +1 | 23 | Curti, Charlie | 1 | 2 | 3 | 6 | -1 |
| 21 | Penner, Tyler | 0 | 0 | 1 | 1 | -1 | 24 | Doherty, Mike | 0 | 0 | 1 | 1 | 0 |
| 26 | Peterson, Evan | 2 | 0 | 0 | 2 | 0 | 25 | Izmirlan, Chris | 0 | 1 | 0 | 1 | 0 |
| 27 | Panowyk, Mike | 0 | 0 | 0 | 0 | +1 | 27 | Stevens, Luke | 0 | 1 | 0 | 1 | 0 |
| 28 | Racine, Hunter | 1 | 1 | 1 | 3 | +1 | 28 | Hitchcock, Ryan | 1 | 1 | 3 | 5 | +1 |
| T | TEAM | 0 | 0 | 0 | 0 | 0 | T | TEAM | dnp | | | | |
| 31 | Hamilton, Zac | | | | | | 33 | Kaczperski, Corb | | | | | |
| Totals | | 8 | 13 | 7 | 28 | +5 | Totals | | 9 | 13 | 15 | 37 | -5 |

GOALTENDERS

| # | Colgate | Dec | Min | GA | 1 | 2 | 3 | Saves | # | Yale Bulldogs | Dec | Min | GA | 1 | 2 | 3 | Saves |
|---|---------------|-----|-------|----|---|----|----|-------|----|----------------|-----|-------|----|---|----|---|-------|
| 1 | Finn, Charlie | W | 60:00 | 1 | 8 | 13 | 15 | 36 | 30 | Spano, Patrick | L | 59:54 | 4 | 7 | 11 | 6 | 24 |
| | EMPTY NET | | 0:06 | 0 | 0 | 0 | 0 | 0 | | EMPTY NET | | 0:06 | 0 | 0 | 0 | 0 | 0 |

PENALTY SUMMARY

| Prd | Player | Team | Min | Offense | Time | Prd | Player | Team | Min | Offense | Time |
|-----|-------------------|---------|------|------------------|----------|-----|----------------------|---------|------|----------|----------|
| 1st | Audi, Emilio | Colgate | 2:00 | Hooking | 10:56 PP | 2nd | Citron, Ken | Colgate | 2:00 | Tripping | 11:16 PP |
| 2nd | Weberg, Sebastian | Colgate | 2:00 | Slashing | 04:45 PP | 2nd | Walsh, Anthony | YALE | 2:00 | Holding | 17:18 PP |
| 2nd | TEAM | Colgate | 2:00 | Too Many Players | 06:59 PP | 3rd | Black, Andrew | Colgate | 2:00 | Boarding | 10:00 PP |
| 2nd | Snively, Joe | YALE | 2:00 | Interference | 07:02 PP | 3rd | Snodgrass, John | Colgate | 2:00 | Slashing | 12:56 PP |
| 2nd | Hayden, John | YALE | 2:00 | Boarding | 07:37 PP | 3rd | Lindstrand, Chandler | YALE | 5:00 | Boarding | 14:41 PP |

Win-Finn, Charlie (2-3-3, 1-1-1 ECAC). Loss-Spano, Patrick (2-2-0, 1-2-0 ECAC).

Hockey Game Box Score (Final) Colgate vs Brown (Nov 12, 2016 at Providence, R.I.)

Colgate (2-5-4, 1-2-1 ECAC) vs. Brown (1-5-0, 1-3-0 ECAC)
Date: Nov 12, 2016 • Location: Providence, R.I. • Arena: Meehan Auditorium
Attendance: 803 • Start time: 4:00 PM • End time: 6:05 PM • Total time: 2:05

| Prd | Time | Team | Scored by | Assists | Vis. on ice | Home on ice |
|-----|-----------|------|----------------------|-----------------|-----------------|---------------|
| 1. | 2nd 07:10 | BRWN | EV Wynne, Conner | Doane, Andrew | 14,21,16,3,2 | 29,14,17,19,8 |
| 2. | 2nd 18:18 | BRWN | PP Corcoran, Charlie | Ernst, Tim | 27,10,20,4,11 | 16,7,18,11,10 |
| 3. | 3rd 04:11 | BRWN | PP Willman, Max | Lafferty, Sam | 21,10,11,3 | 10,11,16,18,7 |
| 4. | 3rd 07:36 | BRWN | PP Bird, Tyler | Gottlieb, Max | 21,2,11 | 7,18,11,10,16 |
| 5. | 3rd 09:33 | COLG | EX Corkey, Brett | McMann, Bobby | 20,9,8,12,16,19 | 12,11,21 |
| 6. | 3rd 18:23 | COLG | EX Cockrell, Jared | Snodgrass, John | 14,12,11,28,5,4 | 18,16,3,5 |

TEAM SUMMARY

| # | Colgate | 1 | 2 | 3 | Tot | +/- | # | Brown | 1 | 2 | 3 | Tot | +/- |
|----|-----------------|---|---|---|-----|-----|----|----------------|---|---|---|-----|-----|
| 1 | Finn, Charlie | 0 | 0 | 0 | 0 | 0 | 3 | Maguire, Joe | 2 | 1 | 0 | 3 | 0 |
| 2 | Meyer, Paul | 0 | 0 | 0 | 0 | -1 | 5 | Wood, Tyler | 0 | 0 | 1 | 1 | 0 |
| 3 | Citron, Ken | 0 | 1 | 0 | 1 | -1 | 7 | Bird, Tyler | 1 | 1 | 1 | 3 | 0 |
| 4 | Brooks, Willie | 0 | 0 | 0 | 0 | 0 | 8 | Giuttari, Zach | 2 | 0 | 0 | 2 | +1 |
| 5 | Freeman, Derek | 1 | 0 | 0 | 1 | 0 | 9 | Albel, Nolan | 0 | 1 | 0 | 1 | 0 |
| 8 | Snodgrass, John | 0 | 0 | 1 | 1 | 0 | 10 | Willman, Max | 1 | 0 | 2 | 3 | 0 |
| 9 | McMann, Bobby | 0 | 0 | 2 | 2 | 0 | 11 | Gottlieb, Max | 0 | 0 | 0 | 0 | 0 |
| 10 | Black, Andrew | 0 | 0 | 2 | 2 | 0 | 12 | McArdle, Josh | 0 | 1 | 0 | 1 | 0 |
| 11 | Kulevich, Jake | 0 | 0 | 2 | 2 | 0 | 13 | | | | | | |