

# CHOCTAWS

## FOOTBALL GAMEDAY PROGRAM

VS. ALBANY STATE

6:00 PM  
CLINTON, MISSISSIPPI  
ROBINSON-HALE STADIUM

@CHOCTAWSports | @GoChoctawsFB

# MISSISSIPPI COLLEGE

## 2021 FOOTBALL GAME NOTES



GAME 1 | SEPT. 2, 2021 | 6:00 PM | CLINTON, MISS. | ROBINSON-HALE STADIUM

### THE MATCHUP



MISSISSIPPI COLLEGE



ALBANY STATE

### THE BASICS (2019 FOR MC)

Head Coach	John Bland (Arkansas, 1989)
Career Record	90-71 (15th Yr)
MC Record	15-45 (8th Yr)
2019 Record	5-5, 4-4 GSC
AFCA Rank	N/A
Points/Gm	26.2
Points All./Gm	27.5
Rush Yds/Gm	223.4
Rush TD's	25
Rush Yds All./Gm	166.0
Pass Yds/Gm	73.8
Pass TD's	6
Pass Yds All./Gm	204.0
Total Off./Gm	297.2
Total Def./Gm	370.0

Head Coach	Gabe Giardino (Alabama, 2003)
Career Record	20-12 (4th Yr)
ASU Record	20-12 (4th Yr)
Record	7-4, 5-1 SIAC
AFCA Rank	N/A
Points/Gm	22.64
Points All./Gm	17.00
Rush Yds/Gm	207.1
Rush TD's	19
Rush Yds All./Gm	124.9
Pass Yds/Gm	76.45
Pass TD's	10
Pass Yds All./Gm	133.45
Total Off./Gm	283.5
Total Def./Gm	258.4

### THE BASICS (RETURNERS FOR MC)

<b>RUSHING</b>
#10 Jaylin Jones 76-393, 5.2 ypc, 6 TD
<b>PASSING</b>
#2 DeAnte' Smith-Moore 3-4, 75.0%, 68 yds 1 TD, 0 INT, 13.6 ypg
<b>RECEIVING</b>
#10 Jaylin Jones 1-4, 4.0 ypc, 0 TD
<b>DEFENSE</b>
#33 Jonathan Jones 55 tkls, 8.5 TFL, 2 PBU, 2 FF

<b>RUSHING</b>
#29 Marcus Fulks 28-188 yards, 7.8 ypc
<b>PASSING</b>
#3 Dionte Bonneau 27-56, 48.21%, 369 yds 4 TD, 1 INT, 46.13 ypg
<b>RECEIVING</b>
#80 Rashad Jordan 12-271, 22.58 ypc, 2 TD
<b>DEFENSE</b>
#5 Coemba Jones 62 tkls, 1.5 TFL, 1.0 sacks

### INSIDE THE SERIES

Overall	First Meeting
In Clinton	MC 1-0
In Albany	N/A
Current Streak	MC: 1
MC All-Time Record	
492-459-36	

Last Meeting
Sept. 14, 2019
Last Meeting in Albany
N/A
Last MC Win in Series
Sept. 14, 2019

### 2021 SCHEDULE

**OVERALL RECORD: 0-0**

GSC:	0-0	Non-Conference:	0-0
Home:	0-0	Away:	0-0

Date	Opponent	Location	Time/Result
Sept. 2	Albany State	Clinton, Miss.	6:00 pm
Sept. 18	Fort Lauderdale	Clinton, Miss.	2:00 pm
Sept. 25	West Alabama	Clinton, Miss.	7:00 pm
Oct. 2	at North Greenville	Tigerville, SC	2:00 pm
Oct. 9	West Georgia	Clinton, Miss.	2:00 pm
Oct. 16	at Shorter	Rome, Ga.	12:00 pm
Oct. 23	Valdosta State	Clinton, Miss.	2:00 pm
Oct. 30	West Florida	Clinton, Miss.	6:00 pm
Nov. 6	at Delta State	Cleveland, Miss.	2:00 pm
Nov. 13	at West Alabama	Livingston, Ala.	1:00 pm

### GAME PREVIEW

It has been 656 days since the Choctaws last put the ball down on the turf in a regular fall football season, a day in which the Choctaws claimed title to the Heritage Bell Trophy after a 37-13 victory over Delta State University on November 16, 2019 at Robinson-Hale Stadium.

Tonight, on September 2, 2021, the Choctaws lineup against SIAC foe, Albany State, to kickoff the 2021 football season beginning at 6 p.m. CST in Clinton, Miss.

The Choctaws are led by 7th-year head coach John Bland, who guided MC to a perfect 5-0 record at Robinson-Hale Stadium in 2019, including a 37-13 win over rival Delta State in the season finale. MC scored a pair of defensive touchdowns with Turner Rotenberry taking an interception back to the house and Derric Hawthorn running a fumble back 97 yards for a score. Bland was named GSC Co-Coach of the Year, while seven Choctaws earned All-GSC honors, including returners Jonathan Jones and Bland Cannon.

The COVID-19 pandemic forced the cancellation of the 2020 season, but teams were able to add contests in the spring of 2021, including countable contests, exhibitions and scrimmages. The Mississippi College football team played their lone countable game of the 2021 spring season, falling to Division I-FCS Tarleton State, 39-14, back on March 6, 2021 at Memorial Stadium.

The Choctaws will have to replace the services of several impact seniors, including the Hawthorn and Rotenberry twins, who each earned all-conference and all-region honors in their time in Clinton. Jaylin Jones returns to lead the offense after rushing for 393 yards and six touchdowns, including a season-high 126 yards and a score in the win over Florida Tech.

Defensively, the Choctaws have several impact players returning, including Jonathan Jones, who tallied 55 tackles with 8.5 tackles for loss and earned Second Team All-GSC honors in 2019. Josh Miller also comes back after recording 51 tackles with an interception, a forced fumble and fumble recovery. Calvin Sims Jr., and Fred Walls are also come back after big seasons in 2019.

Albany State plays for the first time since November 16, 2019 in a 21-6 loss to Miles College in the SIAC Championship game. The Golden rams finished the 2019 season 7-4 overall and 5-1 in SIAC play.

## MC QUICK FACTS

School	Mississippi College
Location	Clinton, MS 39058
Founded	1826
Enrollment	5,201
Nickname	Choctaws
School Colors	Navy Blue and Old Gold
Stadium	Robinson-Hale Stadium
Capacity	8,500
Surface	EnviroMax by EnviroTurf
Affiliation	NCAA Division II
Conference	Gulf South Conference
President	Dr. Blake Thompson
Athletic Director	Kenny Bizot
Senior Woman's Admin.	Susan Musselwhite
Faculty Athletic Rep.	Dr. Keith Randazzo
School Website	<a href="http://www.mc.edu">www.mc.edu</a>
Athletics Website	<a href="http://www.gochoctaws.com">www.gochoctaws.com</a>
Athletics Dept. Phone	601-925-3341

## ATHLETIC COMMUNICATIONS

Asst. AD for Athletic Comm.	Blake Weir
E-Mail	<a href="mailto:bweir@mc.edu">bweir@mc.edu</a>
Office Phone	601-925-3234
Cell Phone	601-813-4041
SID Fax	601-925-3344
Asst. Sports Info. Director	Kyle Lewis
Asst. E-Mail	<a href="mailto:klewis1@mc.edu">klewis1@mc.edu</a>
Graduate Assistant SID	Elliot Reeder
DODM E-Mail	<a href="mailto:ereeder@mc.edu">ereeder@mc.edu</a>
SID Mailing Address	200 S. Capitol St. Clinton, MS 39056
Twitter	@ChoctawSports
Football Twitter	@GoChoctaws_FB
Instagram	@ChoctawSports
Football Instagram	@GoChoctawsFB
Facebook	ChoctawSports
YouTube	<a href="http://youtube.com/gochoctaws">youtube.com/gochoctaws</a>

## MEDIA INFORMATION

### INTERVIEW REQUESTS

To request an interview with Coach Bland or any assistant coaches, do so by contacting the SID via email ([bweir@mc.edu](mailto:bweir@mc.edu)) or phone (601-925-3234). Coaches are available to the media but not during practice. Once practice is completed, all requests can be filled.

On Choctaw game days, coaches and players are available following a 10-minute cooling-off period. No interviews can be conducted on game days prior to the game.

Phone interviews with players and coaches are also possible by contacting the SID. The best time to request a player or coach for a phone interview is in the morning.




### OFFICE OF ATHLETIC COMMUNICATIONS


The Office of Athletic Communications and Sports Information is located in the Moody Adams Field House, adjacent to Robinson-Hale Stadium.

### CREDENTIAL REQUESTS

To request a credential or interview, do so by contacting the SID via e-mail ([bweir@mc.edu](mailto:bweir@mc.edu)) or by phone at 601-925-3234. Credentials must be requested 24 hours in advance

## 2021 SCHEDULE

09.02		<b>ALBANY STATE Golden Rams</b>	Clinton, MS Robinson-Hale Stadium	6 p.m.
09.18		<b>FORT LAUDERDALE Golden Rams</b>	Clinton, MS Robinson-Hale Stadium	2 p.m.
09.25		<b>WEST ALABAMA Tigers</b>	Clinton, MS Robinson-Hale Stadium	7 p.m.
10.02		<b>NORTH GREENVILLE Crusaders</b>	Tigerville, SC Younts Stadium	2 p.m.
10.09		<b>WEST GEORGIA Wolves</b>	Clinton, MS Robinson-Hale Stadium	2 p.m.
10.16		<b>SHORTER Hawks</b>	Rome, GA Historic Barron Stadium	12 p.m.
10.23		<b>VALDOSTA STATE Blazers</b>	Clinton, MS Robinson-Hale Stadium	2 p.m.
10.30		<b>WEST FLORIDA Argonauts</b>	Clinton, MS Robinson-Hale Stadium	6 p.m.
11.06		<b>DELTA STATE Statesmen</b>	Cleveland, MS McCool Stadium	2 p.m.
11.13		<b>WEST ALABAMA Golden Rams</b>	Livingston, Ala.	1 p.m.



The Choctaws closed out the 2019 season with a dominating 37-13 win over rival Delta State to take the Heritage Bell Trophy.

## THE SERIES

This will be the second-ever meeting between Mississippi College and Albany State.

### LAST 20 GAMES

DATE	LOCATION	SCORE
Sept. 14, 2019	Clinton, Miss.	W (24-17)

### LONGEST WINNING STREAK:

MC	1 win
ASU	0 wins

### MOST POINT SCORED:

MC	24
ASU	17

### RECORD AT MC:

1-0

### RECORD AT ASU:

0-0

## PERFECT FIVE

The Choctaws went 5-0 at Robinson-Hale Stadium in 2019, marking the first time they have achieved that feat in a season since going 6-0 at home to start the 1990 campaign. That was the last year MC won the Gulf South Conference championship.

The Choctaws were also over .500 through their first seven games for the first time since 2009 when MC opened the year at 6-1. That year, the Choctaws would win the American South-west Conference championship and advance to the second round of the Division III playoffs.

Senior Jordan Wright was named GSC Offensive Player of the Week after rushing for 127 yards and two touchdowns in the win over Shorter. He became the first Choctaw to take home the league's offensive weekly honor since Donnie Ashley earned the award in 1994.

## RUNNING TEAM

MC ran for over 175 yards in all but one game in the 2019 season, scored multiple touchdowns on the ground in all but the opener against Division I Alcorn State. The Choctaws scored five rushing touchdowns against North Greenville and had 395 yards vs. Shorter.

## NEW COORDINATOR

The Choctaws welcomed Tony Gilbert as the team's defensive coordinators in 2019, joining the squad in January just prior to spring practice. Gilbert comes to MC after a two-year stint at Stephen F. Austin, following a three-year tenure at Eastern Illinois. His longest run at a program was when he spent eight seasons as the defensive backs coach at Arkansas State (2003-10). He and head coach John Bland coached together at Southern Arkansas in 2000.

## 2021 SCHEDULE

The season opener against Albany State (Sept. 2) and Gulf South Conference schedule have been posted for 2021. Following ASU, MC plays at home against Fort Lauderdale and West Alabama before going to North Greenville and then host West Georgia. They then travel to Shorter before welcoming Valdosta State and West Florida to Clinton in back-to-back weeks. The regular season ends with back to back road dates on Nov. 6 against rival Delta state in Cleveland before closing out of Nov. 13 at West Alabama.

## WHAT'S NEXT

The Choctaws take a week off of action before returning to the field on Sept. 18 at home versus Fort Lauderdale. Kickoff for the second matchup of 2021 is set for 2 p.m. CST at Robinson-Hale Stadium.

## AFCA TOP 25

### FINAL 2019 POLL

School (1st votes)	Rec.	Pts.	Prev.
1 West Florida (31)	13-2	774	20
2 Minnesota St.	14-1	744	4
3 Ferris St. (Mich.)	12-1	705	2
4 Lenoir-Rhyne (N.C.)	13-1	635	6
5 Valdosta St. (Ga.)	10-1	614	1
6 Slippery Rock (Pa.)	13-1	605	8
7 Northwest Missouri St.	12-2	528	10
8 Colorado School of Mines	12-1	501	7
9 Tarleton St. (Texas)	11-1	497	3
10 Notre Dame (Ohio)	12-2	488	13
11 Texas A&M-Commerce	10-3	448	21
12 Colorado St.-Pueblo	11-2	434	9
13 Central Missouri	11-2	409	15
14 Ouachita Baptist (Ark.)	11-1	335	5
15 Harding (Ark.)	10-2	332	12
16 Kutztown (Pa.)	11-2	307	17
17 Indianapolis (Ind.)	9-2	234	14
18 Bowie St. (Md.)	11-1	218	11
19 Wingate (N.C.)	10-2	216	16
20 Carson-Newman (Tenn.)	9-3	205	25
21 Indiana (Pa.)	10-2	171	18
22 Shepherd (W.Va.)	10-3	165	NR
23 Tiffin (Ohio)	9-2	145	19
24 West Chester (Pa.)	9-3	88	22
25 Lindenwood (Mo.)	9-4	77	NR

OTHERS RECEIVING VOTES: No MC Opponents

## D2FOOTBALL.COM TOP 25

### FINAL 2019 MEDIA POLL

School	Record	Prev.
1 West Florida	13-2	19
2 Minnesota State	14-1	3
3 Ferris State	12-1	2
4 Lenoir-Rhyne	13-1	6
5 Valdosta State	10-1	1
6 Northwest Missouri	12-2	11
7 Texas A&M-Commerce	10-3	20
8 Tarleton State	11-1	5
9 Slippery Rock	13-1	8
10 Colorado School of Mines	12-1	7
11 Notre Dame	12-2	15
12 Central Missouri	11-2	14
13 CSU-Pueblo	10-1	9
14 Harding	10-2	10
15 Ouachita Baptist	11-1	4
16 Kutztown	11-2	18
17 Carson-Newman	9-3	24
18 Wingate	10-2	17
19 Indianapolis	9-2	13
20 Bowie State	11-1	12
21 Shepherd	10-3	25
22 Lindenwood	9-4	NR
23 IUP	10-2	16
24 Tiffin	9-2	21
25 Augustana	9-3	22

## EVERYTHING'S BIGGER

The Choctaws were a part of the American Southwest Conference in NCAA Division III from 1997-2013, based out of Dallas, Texas. The majority of the league was based out of the Lone Star State, but the Choctaws have not made the trip to Texas since playing at Division I-FCS Lamar in 2014. Coach John Bland's first season in Clinton.

## STARTERS (2019)

### QUARTERBACK

Detric Hawthorn (10)

### RUNNING BACK

Drew Croegaert (10), Jaylin Jones (3),

Ja'Mori Mark (10), Jordan Wright (7)

### WIDE RECEIVER

Rondell Cole (1), Cole Rotenberry (10),

Moregan Sharp (9)

### OFFENSIVE LINE

Cordell Birge (9), Blane Cannon (8),

Jack Chavis (7), Donald Kinchen (1),

Randan Knight (10), Tahara Thornton (10),

Matt Toles (3), Tyler Walker (2)

### DEFENSIVE LINE

Dalton Frederick (3), Gavin Greene (6)

William Sterling (10), Fred Walls (10),

Michael Washington Jr. (3)

### LINEBACKER

Jalean Brown (5), Quentin Frazier (3),

Jonathan Jones (10), Ethan Owens (4),

Jaylan Woods (8)

### CORNERBACK

Branden Pete (2), Elijah Rogers (10),

Calvin Sims Jr. (7), Justin Jackson (1)

### SAFETY

Derric Hawthorn (10), Josh Miller (7),

Turner Rotenberry (10), Calvin Sims Jr. (3)

## RED ZONE SUCCESS

The Choctaws had the ball inside the opponents' 20-yard line 32 times this season and come away with points on 30 occasions, converting at a clip of 94%, which leads the GSC and ranks 10th nationally. They have also scored 25 touchdowns when they get close to the opponents' end zone which comes out to 78%. In the wins over North Greenville and Florida Tech, MC went into the red zone five times in each game, scoring touchdowns on nine drives.

## BIG PLAY ABILITY

The Choctaws scored 12 touchdowns of more than 20 yards this season, including four against Shorter (Oct. 26). Ja'Mori Mark opened things with a 29-yard scoring run, followed by touchdown runs of 30 and 20 yards from Jordan Wright. Cole Rotenberry capped off the day with a 92-yard kickoff return score, the first return score for the Choctaws since 2016 (Marcel Newson).

## DIVISION I CONNECTION

As the Choctaws have made the transition from Division III to Division II and the Gulf South Conference, the talent has also taken a step forward, including the addition of several student-athletes coming from the Division I ranks. Here's a look at the schools represented on the 2021 roster.

**Air Force** - Cole Fagan

**Austin Peay** - Calvin Sims Jr.

**Houston Baptist** - Gavin Franklin

**Kennesaw State** - Jack Chavis

**Louisiana** - Cody Myers

**Memphis** - Fred Walls

**Purdue** - TJ Jallow

**South Alabama** - Joshua Gillard, Jordan Mims

**Southern Miss** - Gavin Greene, Jonathan Jones

**Stephen F. Austin** - Tony Gilbert Jr., Zadok Esters

## MACJC TRANSFERS

Outside of the high school and Division I ranks, the Choctaws also rely heavily on the Mississippi Junior College system, and here's a breakdown of the JUCO standouts by school:

**Coahoma CC** - Jaylin Jones, Fred Wash

**East Central CC** - Carrington Davis

**East MS CC** - Josh Miller, Josh Smith,

Matt Toles

**Holmes CC** - Roger Daniels, Tytus Heard,

Sam Ingram

**MS Delta CC** - Jaylan Woods

**MS Gulf Coast CC** - Randan Knight

**Pearl River CC** - Cade Barrett

**Southwest MS CC** - Detric Smith

## GSC-TV / ESPN 3

The Gulf South Conference Game of the Week package returned for its 15th season with a 10-game slate featured exclusively on ESPN3 and ESPN+ through the ESPN app.

ESPN will serve as the exclusive carrier of the league's package for the sixth straight season.

"The Gulf South Conference maintains the longest running game of the week programming in Division II with this renewal with ESPN," said GSC Commissioner Matt Wilson. "The digital platforms that ESPN provides will place the best football in Division II alongside other great games across the country each week. We are excited to collaborate with the premier sports media organization in the college market."

### SCHEDULE

09.14 West Florida at Shorter

09.21 Florida Tech at Delta State

09.28 Valdosta State at Shorter

10.05 North Greenville at West Alabama

10.12 West Georgia at North Greenville

10.19 West Alabama at Delta State

10.26 West Florida at Florida Tech

11.02 *Mississippi College at West Georgia*

11.09 *Mississippi College West Alabama*

11.16 Valdosta State at West Georgia

## STATISTICS COMPARISON

MC (2019)	OPPONENT	CATEGORY	ASU	OPPONENT
26.2	27.5	Scoring	22.64	17.00
17.5	18.9	First Downs/Gm	14.6	16.5
223.4	166.0	Rushing Yards/Gm	207.1	124.9
25	19	Rushing TD's	19	14
73.8	204.0	Passing Yards/Gm	76.45	133.45
6	18	Passing TD's	10	10
297.2	370.0	Total Offense/Gm	283.5	258.4
21.9	21.2	Kick Return Avg.	18.97	17.63
7.5	9.7	Punt Return Avg.	17.43	5.20
20-9	22-13	Fumbles-Lost	13-8	11-7
48-48.1	69-65.4	Penalties-Yards/Gm	78-763	60-652
44-32.1	28-35.5	Net Punt Avg.	46-36.26	64-29.70
32:35	27:25	Time of Possession	27:38	30:41
39-116 (34%)	66-127 (52%)	3rd Down Pct.	(28.07%)	(32.86%)
13-19 (68%)	6-16 (38%)	4th Down Pct.	(20%)	(41.18%)
9-75	9-60	Sacks-Yards	19-131	12-77
36	37	Touchdowns Scored	31	26
5-9	6-13	Field Goals-Attempts	11-15	3-10
30-32 (94%)	27-34 (79%)	Red Zone Scores	20-24 (83%)	21-29 (72%)
25-32 (78%)	22-34 (65%)	Red Zone Touchdowns	14-24 (58%)	19-29 (65%)

## INDIVIDUAL STATISTICS

### MISSISSIPPI COLLEGE (2019)

Rushing	Att-Yds	Avg	TD	Lg	Y/Gm
Dt. Hawthorn	155-586	3.8	9	27	58.6
J. Wright	109-464	4.3	5	30	51.6
*Ja. Jones	76-393	5.2	6	27	43.7
J. Mark	52-363	7.0	4	38	36.3

Passing	C-Att	Pct.	Yds	Lg	TD/I
Dt. Hawthorn	31-83	37.4	635	71	4/1
*Smith-Moore	3-4	75.0	68	44	1/0

Receiving	Rec-Yds	Avg	TD	Lg	Y/Gm
C. Rotenberry	16-309	19.3	3	66	30.9
M. Sharp	6-144	24.0	1	71	16.0
D. Croegaert	4-67	16.7	1	28	6.7

Field Goals	Made-Att	Pct.	Long	Blkd
D. McCarter	3-7	42.9	34	0
B. McGaha-Potter	2-2	100.0	28	0

Punting	No.-Yds	Avg	Lg	I20	50+
D. McCarter	43-1642	38.2	61	13	3

Punt Returns	No.-Yds	Avg	TD	Lg
C. Rotenberry	8-22	2.8	0	16

Kick Returns	No.-Yds	Avg	TD	Lg
C. Rotenberry	14-399	28.5	1	92
J. Mark	9-157	17.4	0	31

Scoring	TD	FG	PAT	Saf	Pts
Dt. Hawthorn	9	--	--	--	54
*Ja. Jones	6	--	--	--	36
J. Wright	5	--	--	--	30
D. McCarter	--	3-7	18-22	--	27

Defense	UT-AT	TT	TFL	Other
Dr. Hawthorn	45-14	59	2.0	2 INT, 1 FR
*Jo. Jones	40-15	55	8.5	2 PBU, 2 FR
*J. Miller	29-22	51	2.5	1 INT, 1 FR

### ALBANY STATE (2019)

Rushing	Att-Yds	Avg	TD	Lg	Y/Gm
M. Habers	142-796	5.6	7	80	72.36
T. Scott	89-682	7.7	8	91	68.20
K. Williams	56-266	4.8	0	35	44.33

Passing	C-Att	Pct.	Yds	Lg	TD/I
K. Williams	43-95	45.26	510	35	6/6
D. Bonneau	27-56	48.21	369	66	0/1

Receiving	Rec-Yds	Avg	TD	Lg	Y/Gm
R. Jordan	12-271	22.58	2	66	24.6
M. Green	17-227	13.35	3	35	32.4
J. Wooten	11-114	10.36	0	16	11.4
K. Grant	8-91	11.38	2	21	9.1
M. Habers	10-74	7.40	0	14	6.7

Field Goals	Made-Att	Pct.	Long	Blkd
G. Ballina	11-15	73.33	47	0

Punting	No.-Yds	Avg	Lg	I20	50+
G. Ballina	46-1780	38.7	62	19	3

Punt Returns	No.-Yds	Avg	TD	Lg
R. Jones	3-63	21.0	0	50

Kick Returns	No.-Yds	Avg	TD	Lg
M. Green	11-257	23.3	0	35

Scoring	TD	FG	PAT	Saf	Pts
G. Ballina	--	11-15	28-30	--	61
T. Scott	8	--	--	--	48
M. Habers	7	--	--	--	42
M. Green	3	--	--	--	18
M. Fulks	2	--	--	--	12

Defense	UT-AT	TT	TFL	Other
C. Jones	47-15	62	1.5	3 INT, 2 BU
T. Scott	45-15	60	4.5	2 INT, 2 BU
S. Pierre	30-11	41	3.0	1 QBH, 1 INT

## GSC STATISTICS

### SCORING

School	TD	FG	Pts	Avg
Valdosta State	58	8	428	38.9
West Florida	73	12	548	36.5
West Alabama	43	7	323	29.4
Mississippi College	36	5	262	26.2
Florida Tech	37	8	279	25.4
West Georgia	35	10	275	25.0
Delta State	26	15	228	22.8
North Greenville	21	8	170	17.0
Shorter	19	8	154	14.0

### SCORING DEFENSE

School	TD	FG	Pts	Avg
Valdosta State	26	8	204	18.5
West Florida	37	11	295	19.7
North Greenville	30	6	224	22.4
West Alabama	31	12	247	22.5
Delta State	30	6	227	22.7
Florida Tech	35	13	280	25.5
West Georgia	38	9	293	26.6
Mississippi College	37	6	275	27.5
Shorter	51	8	384	34.9

### TOTAL OFFENSE YARDS

School	Rush	Pass	Total	Avg
Valdosta State	2862	2871	5733	521.2
West Florida	1966	4218	6184	412.3
West Alabama	1520	2990	4510	410.0
Florida Tech	1710	2637	4347	395.2
West Georgia	1626	2713	4339	394.5
Delta State	1975	1599	3574	357.4
North Greenville	1529	1481	3010	301.0
Mississippi College	2234	738	2972	297.2
Shorter	962	1823	2785	253.2

### TOTAL DEFENSE YARDS

School	Rush	Pass	Total	Avg
Delta State	1220	1872	3092	309.2
Valdosta State	1368	2058	3426	311.5
West Florida	2500	2830	5330	355.3
West Georgia	2185	1739	3924	356.7
North Greenville	1408	2170	3578	357.8
Florida Tech	2030	1909	3939	358.1
Mississippi College	1660	2040	3700	370.0
West Alabama	1720	2503	4223	383.9
Shorter	2450	2546	4996	454.2

### RUSHING YARDS

School	Att	Yds	TD	Avg/G
Valdosta State	421	2862	35	260.2
Mississippi College	499	2234	25	223.4
Delta State	427	1975	16	197.5
Florida Tech	403	1710	18	155.5
North Greenville	413	1529	4	152.9
West Georgia	372	1626	17	147.8
West Alabama	356	1520	22	138.2
West Florida	515	1966	29	131.1
Shorter	331	962	9	87.5

### PASSING EFFICIENCY

School	Comp%	Yds	TD	EFFIC
Valdosta State	69.8	2871	22	161.6
West Florida	56.7	4218	41	148.4
Florida Tech	58.9	2637	17	141.0
West Alabama	59.7	2990	21	130.7
Mississippi College	39.6	738	6	125.0
West Georgia	57.9	2713	16	122.0
Delta State	64.0	1599	7	109.5
North Greenville	46.5	1481	13	108.3
Shorter	57.5	1823	10	108.3

## DELTA STATE

OVERALL: 6-3

GSC: 5-2



DATE	OPPONENT	TIME/RESULT
09.05	Tusculum	W, 24-10
09.14	at Grand Valley State	L, 24-28
09.21	Florida Tech*	W, 30-28
09.28	at North Greenville*	W, 34-9
10.05	at West Florida*	L, 3-48
10.12	Valdosta State*	L, 13-34
10.19	West Alabama*	W, 14-7
10.26	BYE WEEK	
11.02	at Shorter*	W, 38-6
11.09	West Georgia*	W, 35-20
11.16	at Mississippi College*	2:00 pm

## FLORIDA TECH

OVERALL: 4-6

GSC: 2-5



DATE	OPPONENT	TIME/RESULT
09.08	at Savannah State	W, 23-22
09.14	at Newberry	W, 30-28
09.21	at Delta State*	L, 28-30
09.28	West Georgia*	W, 44-10
10.05	Fort Valley State	L, 29-33
10.12	at Mississippi College*	L, 14-34
10.19	at Valdosta State*	L, 28-55
10.26	West Florida*	L, 14-38
11.02	West Alabama*	L, 10-13
11.09	at North Greenville*	W, 17-14
11.16	Shorter*	1:00 pm

## MISSISSIPPI COLLEGE

OVERALL: 4-5

GSC: 3-4



DATE	OPPONENT	TIME/RESULT
09.07	at Alcorn State	L, 7-45
09.14	Albany State	W, 24-17
09.21	North Greenville*	W, 39-27
09.28	at West Florida*	L, 21-21 (OT)
10.05	at Valdosta State*	L, 17-42
10.12	Florida Tech*	W, 34-14
10.19	BYE WEEK	
10.26	Shorter*	W, 41-20
11.02	at West Georgia*	L, 21-35
11.09	at West Alabama*	L, 21-35
11.16	Delta State*	2:00 pm

## NORTH GREENVILLE

OVERALL: 3-7

GSC: 2-6



DATE	OPPONENT	TIME/RESULT
09.05	Newberry	W, 17-7
09.14	at Western Carolina	L, 17-20
09.21	at Mississippi College*	L, 27-39
09.28	Delta State*	L, 9-34
10.05	at West Alabama*	W, 29-28
10.12	West Georgia*	L, 21-42
10.19	at Shorter*	W, 7-0
10.26	Valdosta State*	L, 15-20
11.02	at Delta State*	L, 14-17
11.09	Florida Tech*	L, 14-17
11.16	BYE WEEK	

## SHORTER

OVERALL: 1-9

GSC: 1-7



DATE	OPPONENT	TIME/RESULT
09.07	at East Tennessee State	L, 10-48
09.14	West Florida*	L, 14-42
09.21	at Fort Valley State	L, 23-30
09.28	Valdosta State*	L, 7-44
10.05	at West Georgia*	L, 34-44
10.12	at West Alabama*	L, 0-41
10.19	North Greenville*	L, 0-7
10.26	at Mississippi College*	L, 20-41
11.02	Delta State*	L, 6-38
11.09	Allen	W, 37-7
11.16	at Florida Tech*	2:00 pm

## VALDOSTA STATE

OVERALL: 9-0

GSC: 7-0



DATE	OPPONENT	TIME/RESULT
09.07	at Albany State	W, 38-3
09.14	Ohio Dominican	W, 48-21
09.21	West Alabama*	W, 44-27
09.28	at Shorter*	W, 44-7
10.05	Mississippi College*	W, 42-17
10.12	at Delta State*	W, 34-13
10.19	Florida Tech*	W, 55-28
10.26	at North Greenville*	W, 20-15
11.02	BYE WEEK	
11.09	West Florida*	W, 26-21
11.16	at West Georgia*	6:00 pm

## WEST ALABAMA

OVERALL: 6-4

GSC: 3-4



DATE	OPPONENT	TIME/RESULT
09.07	Limestone	W, 35-18
09.14	at Tusculum	W, 47-14
09.21	at Valdosta State*	L, 27-44
09.28	Tuskegee	W, 36-16
10.05	North Greenville*	L, 28-29
10.12	Shorter*	W, 41-0
10.19	at Delta State*	L, 7-14
10.26	West Georgia*	L, 17-33
11.02	at Florida Tech*	W, 13-10
11.09	Mississippi College*	W, 35-21
11.16	at West Florida*	4:00 pm

## WEST FLORIDA

OVERALL: 7-2

GSC: 6-1



DATE	OPPONENT	TIME/RESULT
09.05	at Carson-Newman	L, 13-20
09.14	at Shorter*	W, 42-14
09.21	Virginia-Lynchburg	W, 69-0
09.28	Mississippi College*	W, 27-21 (OT)
10.05	Delta State*	W, 48-3
10.12	BYE WEEK	
10.19	at West Georgia*	W, 30-2
10.26	at Florida Tech*	W, 38-14
11.02	North Greenville*	W, 17-14
11.09	at Valdosta State*	L, 21-26
11.16	West Alabama*	4:00 pm

## WEST GEORGIA

OVERALL: 6-4

GSC: 4-3



DATE	OPPONENT	TIME/RESULT
09.07	at Catawba	W, 37-9
09.14	at Limestone	W, 24-14
09.21	Albany State	L, 14-26
09.28	at Florida Tech*	L, 10-44
10.05	Shorter*	W, 44-34
10.12	at North Greenville*	W, 42-21
10.19	West Florida*	L, 2-30
10.26	at West Alabama*	W, 33-17
11.02	Mississippi College*	W, 35-21
11.09	at Delta State*	L, 20-35
11.16	Valdosta State*	6:00 pm



# JOHN BLAND

HEAD COACH

## 8TH SEASON AT MISSISSIPPI COLLEGE UNIVERSITY OF ARKANSAS (1989)

In 2019, the Choctaws went a perfect 5-0 at Robinson-Hale Stadium and Bland was named the Gulf South Conference Coach of the Year. After a season-opening loss to Division I-FCS Alcorn State, the Choctaws won the next two, including a 39-27 GSC win over North Greenville. One of their more impressive efforts of the season came in an overtime loss (27-21) to eventual national champion West Florida in Pensacola. The pinnacle of the season, however, came in the finale when the Choctaws dominated in-state rival Delta State and took home the Heritage Bell Trophy with a 37-13 victory. Deric Hawthorn earned All-American and All-Region honors, while seven Choctaws earned All-GSC accolades.

The 2018 season saw the Choctaws get off to a fast start with a pair of wins over Clark Atlanta and Southwest Baptist. The season-opening win over the Panthers saw Elijah Rogers pick off a pass in the final minutes to seal a 31-30 victory. MC thoroughly dominated SBU to the tune of a 34-9 victory. The Choctaws then went into the teeth of a tough Gulf South Conference schedule and came away with a 37-24 victory over Shorter to wrap up the year at 3-7. The offense saw an uptick in 2018, improving their scoring (25.1 ppg) by over 10 points and total yardage (363.9 ypg) by nearly 100 yards. Quarterback Detric Hawthorn was a First Team All-GSC selection, while offensive lineman Cordell Birge and running back Tiberias Lampkin earned Second Team honors. Senior Lawrence Guyot became the 5th player in school history to earn CoSIDA Academic All-American honors.

The 2016 Choctaws opened the season with a 28-16 win over Point University and improved to 2-2 with a last-second, 27-26 victory over Cumberland (TN) on September 24th. MC also collected their first Gulf South Conference victory since 1995 in a 32-0 shutout against Shorter. Senior wide receiver Marcel Newson was named an AFCA All-American and also earned All-GSC honors as a receiver and kick returner.

In 2015, the Choctaws took a big step forward, dropping their scoring differential from 27 points in 2014 to just seven points in 2015. MC opened the season with a 61-6 victory over Texas College and moved to 2-1 with a 42-21 victory over cross-town rival Belhaven on September 19th. Seven Choctaws earned All-NCCAA honors, led by wide receiver Marcel Newson, who was a finalist for the C Spire Conerly Trophy, recognizing the top four-year college football player in the State of Mississippi.

Bland came to Mississippi College after an eight-year career at the University of the Cumberlands in Williamsburg, Ky. There, he went 70-21 with five Mid-South Conference championships ('07, '08, '09, '10, '13). He was also named MSC Coach of the Year five times, while having 103 players earn all-conference selections in his tenure.

In 2013, the Patriots went 13-1 and advanced to the NAIA national championship game after being ranked #1 in the country for the final two weeks of the season. Cumberlands spent most of the season ranked as the #1 or #2 team in all of NAIA. The Patriots had one of the top offenses in the nation, leading all of NAIA in rushing offense (4,978 yards), rushing offense per game (355.6 ypg) and scoring (616 points). Cumberlands also led the nation in third-down conversion percentage (53.2%).

Prior to his time at Cumberlands, Bland spent five seasons as the quarterbacks coach at Rice University in Houston, Texas. In 2001, the Owls went 8-4, gaining the most wins at the school since the 1953 season. Rice ranked sixth in the nation in rushing in 2002, second in 2003 and led the country in 2004. The Owls' quarterbacks accounted for one-third of the team's rushing totals during that time and in 2003, his signal-caller was the first in school history to rush and pass for 2,000 yards in a career.

Before his five seasons at Rice, Bland coached at Division II Southern Arkansas University for seven years. He was an assistant coach from 1994-99 and was promoted to the head coach for the 2000 season. While with the Muleriders, the offense broke several school and conference records and led the Gulf South Conference in scoring in 1998 and 1999. In 1997, SAU won the GSC and were ranked 10th in the country.

Prior to his time at Southern Arkansas, Bland served as an assistant coach at Central High School in Columbia, Tenn. He was a graduate assistant under Pat Dye at Auburn University and served as a student assistant at the University of Arkansas following his playing career.

Bland was a four-year letterman at the University of Arkansas as a quarterback. While in Fayetteville, the Razorbacks went to four straight bowl games, making appearances in the Holiday, Liberty, Orange and Cotton Bowls. He was named a permanent captain for the 1988 Southwest Conference Champions that compete in the Cotton Bowl.

Coach Bland holds a master's degree in Kinesiology from Auburn University and a bachelor's degree, also in Kinesiology, from the University of Arkansas. Originally from Knoxville, Tennessee, Bland is a graduate of Farragut High School where he was an All-State recipient playing at the quarterback and defensive back positions.

Coach Bland and his wife, Candis, have three children, Shreve, Jade, and Bo.

### COACHING CAREER

YEAR	SCHOOL	POSITION
1989-90	University of Arkansas	Student Assistant
1991-92	Auburn University	Graduate Assistant
1992-93	Central HS (Columbia, TN)	Assistant Coach
1994-99	Southern Arkansas Univ.	Assistant Coach
2000	Southern Arkansas Univ.	Head Coach
2001-05	Rice University	Assistant Coach
2006-13	Univ. of the Cumberlands (KY)	Head Coach
2014-	Mississippi College	Head Coach

### HEAD COACHING RECORD

YEAR	SCHOOL	RECORD	NOTES
2000	Southern Arkansas	5-5	6th in GSC
2006	Cumberlands (KY)	6-4	T-2nd MSC East
2007	Cumberlands (KY)	8-3	1st MSC East, NAIA 1st Rd
2008	Cumberlands (KY)	10-2	1st MSC East, NAIA 2nd Rd
2009	Cumberlands (KY)	9-2	1st MSC East, NAIA 1st Rd
2010	Cumberlands (KY)	7-4	1st MSC West, NAIA 1st Rd
2011	Cumberlands (KY)	7-3	T-2nd MSC West
2012	Cumberlands (KY)	10-2	2nd MSC East, NAIA 2nd Rd
2013	Cumberlands (KY)	13-1	1st MSC East, NAIA Runner-Up
2014	Mississippi College	1-9	1st Year Back in Division II
2015	Mississippi College	2-8	---
2016	Mississippi College	3-7	Full members of D-II and GSC
2017	Mississippi College	1-9	---
2018	Mississippi College	3-7	---
2019	Mississippi College	5-5	Heritage Bell Champions
<b>TOTAL</b>	<b>15th Season</b>	<b>90-71 (.559)</b>	<b>5 Conference Titles</b> <b>6 NAIA Tournament Appearances</b>

# MISSISSIPPI COLLEGE ROSTER VS. ALBANY STATE

## 2021 FOOTBALL ROSTER

NUM	PLAYER	POS	WT	CL	HTS	HOMETOWN/H.S./PREVIOUS SCHOOL
1	KINGSLEY AYENI	LB	217	SR.	6-2	W COLLS, NJ / CENTRAL MISSOURI
2	DEANTE SMITH-MOORE	QB	180	SO.	5-9	CINCINNATI, OH / COLERAIN HS
2	FRED WALLS	DL	224	R-SR.	6-2	OLIVE BRANCH, MS / MEMPHIS
3	JORDAN MIMS	DB	187	GR.	6-0	GAUTIER, MS / SOUTH ALABAMA
4	CALVIN SIMS	DB	193	SR.	5-11	CHATTANOOGA, TN / / AUSTIN PEAY
5	MARCUS WILLIAMS	SLOT	194	SO.	5-10	DONALDSONVILLE, LA / WHITE CASTLE HS
6	JAYLIN JONES	SLOT	210	SR.	5-11	LOUIN, MS / BAY SPRINGS HS / COAHOMA CC
6	DEZ WALLACE	LB	216	SO.	6-2	LEXINGTON, TN / / USJ
7	JAKOBE GRAVES	DB	175	R-JR.	6-2	TUSCALOOSA, AL / / MINOR HS
8	TYTUS HEARD	QB	185	JR.	6-0	SALTILLO, MS / SALTILLO HS / HOLMES CC
8	JOSH MILLER	DB	198	GR.	5-10	KOKOMO, MS / WEST MARION HS / EMCC
9	BRAXTON HALL	DB	189	R-SO.	5-11	HOOVER, AL / SPAIN PARK HS
10	WILLIAM HARPER	QB	169	FR.	5-11	BEEVILLE, TX / / A C JONES HS
11	JAYLAN HASSELL	DB	172	SR.	5-10	OLIVE BRANCH, MS / OLIVE BRANCH HS
11	JOSH HERNANDEZ	QB	173	R-JR.	5-10	WHITTIER, CA / / WHITTIER UNION HS
12	STEPHEN SMITH	WR	214	R-JR.	6-3	SHREVEPORT, LA / CAPTAIN SHREVE HS
13	RIDGE FUTRAL	LB	202	R-FR.	6-0	MADISON, MS / MRA
14	JANCE RILEY	K/P	159	R-SO.	6-0	CLINTON, MS / CENTRAL HINDS ACA.
15	JACOB STEPHENS	WR	176	SO.	5-11	PRINCETON, LA / HAUGHTON HS
15	JAYLEN GIPSON	DL	225	JR.	5-9	SARDIS, MS / HINDS CC
17	IAN THIES	SLOT	182	SO.	5-10	HUNTSVILLE, AL / AUBURN
19	TRENT BOLDER	DB	182	FR.	6-0	FOLEY, AL / / FOLEY HS
19	RON CRATEN	RB	204	FR.	5-11	OAK GROVE, LA / / OAK GROVE HS
21	NICK GRADY	DB	191	R-JR.	5-11	MERIDIAN, MS / WEST LAUDERDALE HS
22	CHASE RUSH	LB	195	SO.	6-0	PRENTISS, MS / JACKSON ACA.
23	RYAN BROUSSARD	DB	210	R-JR.	6-0	MAURICE, LA / NORTH VERMILION HS
24	DAVID BROWN	DB	178	R-SO.	6-0	SHREVEPORT, LA / / CAPTAIN SHREVE HS
25	ZADOK ESTERS	DB	190	SR.	6-0	MANSFIELD, TX / STEPHEN F. AUSTIN
26	SAM WILDER	SLOT	177	R-SO.	5-7	CAMDEN, MS / LEAKE ACA.
27	PARKER WILSON	RB	198	FR.	5-8	TALLAHASSEE, FL / LEON HS / LEON HS
20	CHRIS COLEBANK	SLOT	176	R-SO.	5-9	GERMANTOWN, TN / / HOUSTON HS
30	COLE SIMMONS	LB	218	SO.	6-0	HERNANDO, MS / LEWISBURG HS
32	JARIUS PRUITT	DL	218	SO.	6-1	DAPHNE, AL / DAPHNE HS
33	JONATHAN JONES	LB	223	GR.	6-1	CHARLESTON, MS / SOUTHERN MISS
34	COLE FAGAN	RB	231	SR.	6-0	DUNNELLON, FL / AIR FORCE ACADEMY
35	ZACH HAMMANN	LB	207	JR.	6-2	BOCA RATON, FL / / FAU
36	JAIRRICE PRYOR	SLOT	184	SO.	5-10	ATHENS, AL / CLEMENTS HS
37	GRANT WATTS	DB	183	SO.	5-10	PORT ALLEN, LA / BRUSLY HS / BRUSLEY HS
39	CAMERON RUTLEDGE	DB	187	SO.	6-0	MCCALLA, AL / / MCADORY HS
41	WILL BUCHANAN	LB	213	R-SO.	5-11	COLLIERVILLE, TN / COLLIERVILLE HS
42	JAYLAN WOODS	LB	223	SR.	6-0	GREENVILLE, MS / MS DELTA CC
43	MALIK CARTER	DB	176	SO.	5-11	ROCKY MOUNT, VA / VIRGINIA MILITARYPREP
44	WESLEY JEFFERIES	DL	301	SR.	6-5	MOCKSVILLE, NC / / MINNESOTA CROOKSTON
45	MARQUEZ GRACE	DL	289	FR.	6-2	MERIDIAN, MS / MERIDIAN HS

## MISSISSIPPI COLLEGE ROSTER VS. ALBANY STATE

46	WILL YOUNG	DB	170	SO.	6-1	LAKELAND, TN / FIRST ASSEMBLY CHRISTIAN
47	ANDREW STUDER	DS	221	FR.	5-9	SOUTHAVEN, MS / MEMPHIS
48	JASON BETZ	LB	215	R-SO.	6-0	FAYETTEVILLE, TN / LINCOLN COUNTY HS
49	CHADWICK MARTIN	LB	205	FR.	6-1	JACKSONVILLE, FL / WESTSIDE HS
50	SAM INGRAM	OL	218	SR.	6-1	MADISON, MS / HOLMES CC
51	MATT TOLES	OL	281	SR.	5-11	OXFORD, MS / EMCC
52	CARRINGTON DAVIS	OL	283	JR.	6-0	LENA, MS / MORTON HS / ECCC
53	GAVIN FRANKLIN	DL	245	SR.	6-1	SPRING, TX / HOUSTON BAPTIST
54	BRADY FAESSEL	OL	270	R-SO.	6-3	MOBILE, AL / MARY G. MONTGOMERY HS
55	DREW MCCLELLAN	OL	282	R-SO.	6-2	FOLEY, AL / FOLEY HS
56	JUSTIN HOLLINS	DL	274	SO.	6-0	BATON ROUGE, LA / EAST IBERVILLE HS
62	DOUG SCHULER	OL	287	R-SO.	6-5	ABITA SPRINGS, LA / FONTAINEBLEAU HS
64	LEVI LOTT	OL	267	SO.	6-1	WATER VALLEY, MS / LAFAYETTE COUNTY HS
65	JACK CHAVIS	OL	343	SR.	6-2	NEWHEBRON, MS KENNESAW STATE
67	JOSIAH GOLDEN	OL	250	R-SO.	6-2	FOLEY, AL / FOLEY HS / FOLEY HS
68	BLANE CANNON	OL	275	JR.	6-2	FAYETTEVILLE, TN / LINCOLN COUNTY HS
73	TAHARA THORNTON	OL	340	R-SR.	6-0	SEMMES, AL / MARY G. MONTGOMERY HS
74	DEDRIC SMITH	OL	242	JR.	6-2	BROOKHAVEN, MS / BROOKHAVEN HS / SWCC
75	GARRETT FRANKLIN	OL	245	R-SO.	6-0	CARRIERE, MS / PICAYUNE HS
78	CORTEZ PARKER	OL	360	R-SR.	6-0	BRANDON, MS / PUCKETT HS
80	CHRISTIAN HOBSON	WR	131	FR.	5-9	JACKSON, MS / HARTFIELD ACADEMY
82	BROCK ROWLAND	WR	159	SO.	5-8	CLARKSVILLE, TN / ROSSVIEW HS
83	JADEN HUGHES	WR	178	SO.	5-11	FOLEY, AL / FOLEY HS
85	CODY MYERS	DS	222	SR.	6-0	PELAHATCHIE, MS / PELAHATCHIE HS / ULL
88	DAVICIA MCCARTNEY	WR	130	R-SO.	6-0	MESQUITE, TX / NAAMAN FOREST HS
90	DESHAWN WASHINGTON	DL	244	SR.	6-2	PORT ARTHUR, TX / NEDERLAND HS / TEXAS A&M
91	MASON WALKER	K	190	JR.	6-2	BRANDON, MS / MGCCC
93	BLAKE BACKEL	K	178	JR.	5-9	MADISON, MS / HOLMES CC
15	JAYLEN GIPSON	DL	225	JR.	5-9	SARDIS, MS / HINDS CC
97	GAVIN GREENE	DL	250	R-SR.	6-0	DESTIN, FL / NICEVILLE HS / SOUTHERN MISS
98	BRYSON BAKER	DL	304	FR.	6-0	LAKE PROVIDENCE, LA / OAK GROVE HS
99	TONY GILBERT	DL	271	SR.	6-1	CLINTON, MS / STEPHEN F. AUSTIN

## MISSISSIPPI COLLEGE COACHING STAFF

Head Coach	John Bland (8th Year)
	University of Arkansas (1989)
Career Record	90-71 (14th Season)
MC Record	15-45 (6th Season)

Assistant Coach	Tony Gilbert (Defensive Coordinator)	Athletic Trainer	Matt Verret
Assistant Coach	Tommy Laurendine (Offensive Coordinator)	Athletic Trainer	Jacob Hardy
Assistant Coach	Paul Rasmussen (Linebackers)	Athletic Trainer	Alicia Murch
Assistant Coach	Tony Savino (Offensive Line)	Equipment Coordinator	Quinn Suber
Assistant Coach	Charles Watson Jr. (Defensive Line)	Strength & Conditioning	Michael Shumaker
Assistant Coach	Edgar Weiser (Wide Receivers/Special Teams)	Athletic Communications	Blake Weir
Graduate Assistant	Quinn Suber (Defensive Backs)		
Graduate Assistant	Josh Parker (Offensive Line)		
Student Assistant	Alex Howarth (Running Backs)		

# MISSISSIPPI COLLEGE DEPTH CHART VS. ALBANY STATE

## OFFENSE

### QUARTERBACK

8	Tytus Heard	6'0	185	Jr.
2	DeAnte' Smith-Moore	5'9	180	So.

### A-BACK

5	Marcus Williams	5'10	194	So.
30	Chris Colebank	5'9	176	R-So.

### B-BACK

34	Cole Fagan	6'0	231	Sr.
19	Ron Craten	5'11	204	Fr.

### C-BACK

6	Jaylin Jones	5'11	210	Sr.
26	Sam Wilder	5'7	177	R-So.

### WIDE RECEIVER

15	Jacob Stephens	5'11	176	So.
27	Daviciea McCartney	6'0	130	R-So.

### WIDE RECEIVER

12	Stephen Smith	6'3	214	R-Jr.
80	Christian Hobson	5-9	131	Fr.

### LEFT TACKLE

68	Blane Cannon	6'2	275	Jr.
54	Brady Faessel	6'3	270	R-So.

### LEFT GUARD

65	Jack Chavis	6'2	343	Sr.
78	Cortez Parker	6'0	360	R-Sr.

### CENTER

52	Carrington Davis	6'0	283	Jr.
73	Tahara Thornton	6'0	340	R-Sr.

### RIGHT GUARD

51	Matt Toles	5'11	281	Sr.
75	Garrett Franklin	6'0	245	R-So.

### RIGHT TACKLE

55	Drew McClellan	6'2	282	R-So.
74	Dedric Smith	6'2	242	Jr.

## DEFENSE

### DEFENSIVE END

2	Fred Walls	6'2	224	R-Sr.
90	DeShawn Wasington	6'2	244	Sr.

### NOSE GUARD

44	Wes Jefferies	6'5	301	Sr.
94	Jaylen Gipson	5'9	225	Jr.

### DEFENSIVE END

97	Gavin Greene	6'0	250	R-Sr.
99	Tony Gilbert Jr.	6'1	271	Sr.

### SAM LINEBACKER

13	Ridge Futral	6'0	202	R-Fr.
1	Kingsley Ayeni	6'2	217	Sr.

### MIKE LINEBACKER

42	Jaylan Woods	6'0	223	Sr.
48	Jason Betz	6'0	215	R-So.

### WILL LINEBACKER

33	Jonathan Jones	6'1	223	Gr.
35	Zack Hammann	6'2	207	Jr.

### CORNERBACK

7	Kobe Graves	6'2	175	R-Jr.
3	Jordan Mims	6'0	187	Gr.

### CORNERBACK

4	Calvin Sims Jr.	5'11	193	Sr.
43	Malik Carter	5'11	176	So.

### STAR

9	Braxton Hall	5'11	189	R-So.
11	Jaylan Hassell	5'10	172	J.S.

### JACK

21	Nick Grady	5'11	191	R-Jr.
25	Zadok Esters	6'0	190	Sr.

### TIGER

8	Josh Miller	5'10	198	Gr.
37	Grant Watts	5'10	183	So.

## SPECIAL TEAMS

### PLACEKICKER / PUNTER

14	Jance Riley	6'0	159	R-So.
94	Blake Backel	5'9	178	Jr.

### PUNT RETURNS

26	Sam Wilder	5'7	177	R-So.
23	Ryan Broussard	6'0	210	R-Jr.

### KICK RETURNS

26	Sam Wilder	5'7	177	R-So.
5	Marcus Williams	5'10	190	Fr.

### LONG SNAPPER

85	Cody Myers	6'0	222	Sr.
53	Andrew Studer	5'9	221	Fr.

## MISSISSIPPI COLLEGE PRONUNCIATION GUIDE

2 -- DeAnte' Smith-Moore	dee-AHN-tay
13 -- Ridge Futral	FEW-trull

17 -- Ian Thies	THESE
25 -- Zadok Esters	ZAY-dock
54 -- Brady Faessel	FAH-sell

77 -- Tahara Thornton	tuh-HAR-uh
-----------------------	------------

# MISSISSIPPI COLLEGE INDIVIDUAL STATISTICS (2019)

RUSHING	GP	Att	Gain	Loss	Net	Avg	TD	Long	Avg/G
Detric Hawthorn	10	155	742	156	586	3.8	9	27	58.6
Jordan Wright	9	109	480	16	464	4.3	5	30	51.6
*Jaylin Jones	9	76	397	4	393	5.2	6	27	43.7
Ja'Mori Mark	10	52	376	13	363	7.0	4	38	36.3
Drew Croegaert	10	31	192	17	175	5.6	1	16	17.5
Quentin Young	5	12	81	5	76	6.3	0	34	15.2
Darius Leggett	7	8	49	0	49	6.1	0	16	7.0
*DeAnte' Smith-Moore	5	18	56	13	43	2.4	0	10	8.6
*Jalen Henderson	6	11	34	4	30	2.7	0	6	5.0
Cole Rotenberry	10	2	21	0	21	10.5	0	19	2.1
Chase Hughes	9	6	17	0	17	2.8	0	8	1.9
Aaron Feazelle	9	3	15	0	15	5.0	0	10	1.7
Logan Brooks	8	4	6	0	6	1.5	0	3	0.8
Parker Davis	5	1	3	0	3	3.0	0	3	0.6
Brantan Barnett	7	4	6	4	2	0.5	0	4	0.3
<b>TOTAL</b>	<b>10</b>	<b>499</b>	<b>2476</b>	<b>242</b>	<b>2234</b>	<b>4.5</b>	<b>25</b>	<b>38</b>	<b>223.4</b>
<b>OPPONENTS</b>	<b>10</b>	<b>357</b>	<b>1836</b>	<b>176</b>	<b>1660</b>	<b>4.6</b>	<b>19</b>	<b>68</b>	<b>166.0</b>

PASSING	GP	Effic	Cmp-Att-Int	Pct	Yds	TD	Long	Avg/G
Detric Hawthorn	10	115.1	31-83-1	37.3	635	4	71	63.5
*DeAnte' Smith-Moore	5	300.3	3-4-0	75.0	68	1	44	13.6
Aaron Feazelle	9	47.9	1-3-1	33.3	29	0	29	3.2
Ja'Mori Mark	10	480.4	1-1-0	100.0	6	1	6	0.6
<b>TOTAL</b>	<b>10</b>	<b>125.0</b>	<b>36-91-2</b>	<b>39.6</b>	<b>738</b>	<b>6</b>	<b>71</b>	<b>73.8</b>
<b>OPPONENTS</b>	<b>10</b>	<b>146.8</b>	<b>176-269-6</b>	<b>65.4</b>	<b>2040</b>	<b>18</b>	<b>66</b>	<b>204.0</b>

RECEIVING	GP	Rec	Yds	Avg	TD	Long	Avg/G
Cole Rotenberry	10	16	309	19.3	3	66	30.9
Moregan Sharp	9	6	144	24.0	1	71	16.0
Drew Croegaert	10	4	67	16.8	1	28	6.7
Orlando Doss	10	3	106	35.3	0	46	10.6
Ja'Mori Mark	10	3	53	17.7	0	31	5.3
Rondell Cole	10	2	49	24.5	1	39	4.9
Jordan Wright	9	1	6	6.0	0	6	0.7
*Jaylin Jones	9	1	4	4.0	0	4	0.4
<b>TOTAL</b>	<b>10</b>	<b>36</b>	<b>738</b>	<b>20.5</b>	<b>6</b>	<b>71</b>	<b>73.8</b>
<b>OPPONENTS</b>	<b>10</b>	<b>176</b>	<b>2040</b>	<b>11.6</b>	<b>18</b>	<b>66</b>	<b>204.0</b>

SCORING	TD	FG	Kick	Rush	Rcv	Pass	Saf	DXP	Pts
Detric Hawthorn	9	0-0	0-0	0-1	0	0-0	0	0	54
*Jaylin Jones	6	0-0	0-0	0-0	0	0-0	0	0	36
Jordan Wright	5	0-0	0-0	0-0	0	0-0	0	0	30
Drake McCarter	0	3-7	18-22	0-0	0	0-0	0	0	27
Ja'Mori Mark	4	0-0	0-0	0-0	0	0-0	0	0	24
Cole Rotenberry	4	0-0	0-0	0-0	0	1-1	0	0	24
Derric Hawthorn	3	0-0	0-0	0-0	0	0-0	0	0	18
Bailey McGaha-Potter	0	2-2	9-11	0-0	0	0-0	0	0	15
Drew Croegaert	2	0-0	0-0	0-0	0	0-0	0	0	12
Turner Rotenberry	1	0-0	0-0	0-0	0	0-0	0	0	6
Moregan Sharp	1	0-0	0-0	0-0	0	0-0	0	0	6
Rondell Cole	1	0-0	0-0	0-0	0	0-0	0	0	6
Aaron Feazelle	0	0-0	0-0	1-1	1	0-0	0	0	4
<b>TOTAL</b>	<b>36</b>	<b>5-9</b>	<b>27-33</b>	<b>1-2</b>	<b>1</b>	<b>1-1</b>	<b>0</b>	<b>0</b>	<b>262</b>
<b>OPPONENTS</b>	<b>37</b>	<b>6-13</b>	<b>35-35</b>	<b>0-0</b>	<b>0</b>	<b>0-1</b>	<b>0</b>	<b>0</b>	<b>275</b>

PUNT RET.	No.	Yds	Avg	TD	Long
Cole Rotenberry	8	22	2.8	0	16
Turner Rotenberry	2	53	26.5	0	53
<b>TOTAL</b>	<b>10</b>	<b>75</b>	<b>7.5</b>	<b>0</b>	<b>53</b>
<b>OPPONENTS</b>	<b>24</b>	<b>232</b>	<b>9.7</b>	<b>0</b>	<b>49</b>

KICK RET.	No.	Yds	Avg	TD	Long
Cole Rotenberry	14	399	28.5	1	92
Ja'Mori Mark	9	157	17.4	0	31
Drew Croegaert	2	31	15.5	0	20
Brantan Barnett	2	33	16.5	0	20
Quentin Young	1	13	13.0	0	13
Chase Hughes	1	3	3.0	0	3
<b>TOTAL</b>	<b>29</b>	<b>636</b>	<b>21.9</b>	<b>1</b>	<b>92</b>
<b>OPPONENTS</b>	<b>38</b>	<b>805</b>	<b>21.2</b>	<b>0</b>	<b>38</b>

INTERCEPTIONS	No.	Yds	Avg	TD	Long
Turner Rotenberry	2	33	16.5	1	33
Derric Hawthorn	2	121	60.5	2	65
*Josh Miller	1	28	28.0	0	28
*Calvin Sims Jr.	1	0	0.0	0	0
<b>TOTAL</b>	<b>6</b>	<b>182</b>	<b>30.3</b>	<b>3</b>	<b>65</b>
<b>OPPONENTS</b>	<b>2</b>	<b>0</b>	<b>0.0</b>	<b>0</b>	<b>0</b>

FUMBLE RET.	No.	Yds	Avg	TD	Long
Elijah Rogers	1	21	21.0	0	21
Derric Hawthorn	1	97	97.0	1	97
<b>TOTAL</b>	<b>2</b>	<b>118</b>	<b>59.0</b>	<b>1</b>	<b>97</b>
<b>OPPONENTS</b>	<b>0</b>	<b>0</b>	<b>0.0</b>	<b>0</b>	<b>0</b>

TOTAL OFFENSE	Plays	Rush	Pass	Total	Avg/G
Detric Hawthorn	238	586	635	1221	122.1
Jordan Wright	109	464	0	464	51.6
*Jaylin Jones	76	393	0	393	43.7
Ja'Mori Mark	53	363	6	369	36.9
Drew Croegaert	31	175	0	175	17.5
*DeAnte' Smith-Moore	22	43	68	111	22.2
Quentin Young	12	76	0	76	15.2
Darius Leggett	8	49	0	49	7.0
Aaron Feazelle	6	15	29	44	4.9
*Jalen Henderson	11	30	0	30	5.0
Cole Rotenberry	2	21	0	21	2.1
Chase Hughes	6	17	0	17	1.9
Logan Brooks	4	6	0	6	0.8
Parker Davis	1	3	0	3	0.6
Brantan Barnett	4	2	0	2	0.3
<b>TEAM</b>	<b>7</b>	<b>-9</b>	<b>0</b>	<b>-9</b>	<b>-1.5</b>
<b>TOTAL</b>	<b>590</b>	<b>2234</b>	<b>738</b>	<b>2972</b>	<b>297.2</b>
<b>OPPONENTS</b>	<b>626</b>	<b>1660</b>	<b>2040</b>	<b>3700</b>	<b>370.0</b>

# MISSISSIPPI COLLEGE INDIVIDUAL STATISTICS (2019)

ALL PURPOSE	GP	Rush	Rcv	PR	KR	IR	Total	Avg/G
Cole Rotenberry	10	21	309	22	399	0	751	75.1
Detric Hawthorn	10	586	0	0	0	0	586	58.6
Ja'Mori Mark	10	363	53	0	157	0	573	57.3
Jordan Wright	9	464	6	0	0	0	470	52.2
*Jaylin Jones	9	393	4	0	0	0	397	44.1
Drew Croegaert	10	175	67	0	31	0	273	27.3
Moregan Sharp	9	0	144	0	0	0	144	16.0
Derric Hawthorn	10	0	0	0	0	121	121	12.1
Orlando Doss	10	0	106	0	0	0	106	10.6
Quentin Young	5	76	0	0	13	0	89	17.8
Turner Rotenberry	10	0	0	53	0	33	86	8.6
Darius Leggett	7	49	0	0	0	0	49	7.0
Rondell Cole	10	0	49	0	0	0	49	4.9
*DeAnte' Smith-Moore	5	43	0	0	0	0	43	8.6
Brantan Barnett	7	2	0	0	33	0	35	5.0
*Jalen Henderson	6	30	0	0	0	0	30	5.0
Josh Miller	10	0	0	0	0	28	28	2.8
Chase Hughes	9	17	0	0	3	0	20	2.2
Aaron Feazelle	9	15	0	0	0	0	15	1.7
Logan Brooks	8	6	0	0	0	0	6	0.8
Parker Davis	5	3	0	0	0	0	3	0.6
<b>TOTAL</b>	<b>10</b>	<b>2234</b>	<b>738</b>	<b>75</b>	<b>636</b>	<b>182</b>	<b>3865</b>	<b>386.5</b>
<b>OPPONENTS</b>	<b>10</b>	<b>1660</b>	<b>2040</b>	<b>232</b>	<b>805</b>	<b>0</b>	<b>4737</b>	<b>473.7</b>

FIELD GOALS	Made-Att	Pct	0-29	30-39	40+	Long	Blkd
Drake McCarter	3-7	42.9	2-3	1-1	0-2	34	0
Bailey McGaha-Potter	2-2	100.0	2-2	0-0	0-0	28	0

FG SEQUENCE	Mississippi College	Opponents
at Alcron State	45	(39), 42
Albany State	(27)	(32), 48, 39
North Greenville	--	48
at West Florida	51	37
at Valdosta State	(34)	29
Florida Tech	25	--
Shorter	(28), (22)	(42), (35)
at West Georgia	--	31
at West Alabama	45	--
Delta State	(26)	(32), (24)

Numbers in (parentheses) indicate field goal was made.

PUNTING	No.	Yards	Avg	Long	TB	FC	120	50+	Blkd
Drake McCarter	43	1642	38.2	61	0	7	13	3	1
TEAM	1	0	0.0	0	0	0	0	0	0
<b>TOTAL</b>	<b>44</b>	<b>1642</b>	<b>37.3</b>	<b>61</b>	<b>0</b>	<b>7</b>	<b>13</b>	<b>3</b>	<b>1</b>
<b>OPPONENTS</b>	<b>28</b>	<b>1088</b>	<b>38.9</b>	<b>57</b>	<b>1</b>	<b>6</b>	<b>10</b>	<b>6</b>	<b>0</b>

KICKOFFS	No.	Yards	Avg	TB	OB	Retn	Net	YdLn
Drake McCarter	34	1952	57.4	6	1			
Bailey McGaha-Potter	15	779	51.9	0	2			
<b>TOTAL</b>	<b>49</b>	<b>2731</b>	<b>55.7</b>	<b>6</b>	<b>3</b>	<b>21.2</b>	<b>36.2</b>	<b>28</b>
<b>OPPONENTS</b>	<b>50</b>	<b>2868</b>	<b>57.4</b>	<b>13</b>	<b>2</b>	<b>21.9</b>	<b>38.1</b>	<b>26</b>

TACKLES	GP	Solo	Ast	Total	Avg/G
Derric Hawthorn	10	45	14	59	5.9
*Jonathan Jones	10	40	15	55	5.5
*Josh Miller	10	29	22	51	5.1
Turner Rotenberry	10	31	16	47	4.7
Quentin Frazier	10	23	16	39	3.9
*Calvin Sims Jr.	10	29	5	34	3.4
*Jaylan Woods	10	19	15	34	3.4
*Fred Walls	10	19	14	33	3.3
Elijah Rogers	10	22	4	26	2.6
Luke Wilson	10	19	5	24	2.4
Branden Pete	10	16	6	22	2.2
Ethan Owens	10	12	10	22	2.2
<b>TOTAL</b>	<b>10</b>	<b>409</b>	<b>214</b>	<b>623</b>	<b>62.3</b>
<b>OPPONENTS</b>	<b>10</b>	<b>407</b>	<b>194</b>	<b>601</b>	<b>60.1</b>

FOR LOSS	GP	TFL	Yds	Sacks	Yds
*Jonathan Jones	10	8.5	24	--	--
*Fred Walls	10	5.0	32	3.0	30
Luke Wilson	10	4.0	26	2.0	11
Quentin Frazier	10	3.0	11	1.0	7
Ethan Owens	10	2.5	11	1.0	10
*Josh Miller	10	2.5	15	1.0	11
<b>TOTAL</b>	<b>10</b>	<b>38.0</b>	<b>155</b>	<b>9.0</b>	<b>75</b>
<b>OPPONENTS</b>	<b>10</b>	<b>45.0</b>	<b>167</b>	<b>9.0</b>	<b>67</b>

PASS DEFENSE	GP	INT	YDS	BU	PD
Derric Hawthorn	10	2	121	2	4
Turner Rotenberry	10	2	33	8	10
*Josh Miller	10	1	28	--	1
*Calvin Sims Jr.	10	1	0	1	2
*Nick Grady	8	--	--	3	3
*Jonathan Jones	10	--	--	2	2
Elijah Rogers	10	--	--	2	2
<b>TOTALS</b>	<b>10</b>	<b>6</b>	<b>182</b>	<b>27</b>	<b>33</b>
<b>OPPONENTS</b>	<b>10</b>	<b>2</b>	<b>0</b>	<b>16</b>	<b>18</b>

MISCELLANEOUS	GP	FR	YDS	FF	BLK
Elijah Rogers	10	2	21	1	--
*Gavin Greene	10	2	0	--	--
Derric Hawthorn	10	1	97	2	--
*Jonathan Jones	10	--	--	2	--
<b>TOTALS</b>	<b>10</b>	<b>13</b>	<b>118</b>	<b>15</b>	<b>--</b>
<b>OPPONENTS</b>	<b>10</b>	<b>9</b>	<b>0</b>	<b>7</b>	<b>3</b>

\* RETURNER FOR 2021 SPRING SEASON

## SCORING DRIVES

### AT ALCORN STATE

Started at	Clock	Plays	Yds	Time	Result
MC 25	4th - 07:19	7	75	4:36	TOUCHDOWN

### VS ALBANY STATE

Started at	Clock	Plays	Yds	Time	Result
MC 42	3rd - 14:51	6	58	3:15	TOUCHDOWN
ASU 44	3rd - 09:26	9	44	5:40	TOUCHDOWN
MC 42	3rd - 00:12	12	48	6:52	FIELD GOAL
MC 41	4th - 04:21	7	59	3:54	TOUCHDOWN

### VS NORTH GREENVILLE

Started at	Clock	Plays	Yds	Time	Result
NGU 10	1st - 03:56	2	10	0:42	TOUCHDOWN
MC 50	1st - 02:16	3	50	1:29	TOUCHDOWN
MC 28	2nd - 12:43	10	72	5:57	TOUCHDOWN
MC 45	2nd - 01:28	4	55	0:25	TOUCHDOWN
MC 25	4th - 11:33	4	75	1:59	TOUCHDOWN
NGU 00	4th - 08:44	0	0	0:00	TOUCHDOWN

### AT WEST FLORIDA

Started at	Clock	Plays	Yds	Time	Result
MC 19	1st - 06:01	13	81	7:39	TOUCHDOWN
MC 35	2nd - 11:32	0	0	0:00	TOUCHDOWN
MC 11	4th - 03:39	13	89	3:39	TOUCHDOWN

### AT VALDOSTA STATE

Started at	Clock	Plays	Yds	Time	Result
MC 32	1st - 09:47	11	68	6:23	TOUCHDOWN
MC 25	2nd - 04:13	10	58	3:33	FIELD GOAL
MC 11	3rd - 10:45	9	89	4:55	TOUCHDOWN

### VS FLORIDA TECH

Started at	Clock	Plays	Yds	Time	Result
MC 14	1st - 15:00	10	86	5:23	TOUCHDOWN
MC 31	2nd - 03:52	8	69	3:39	TOUCHDOWN
MC 31	3rd - 11:49	3	69	1:35	TOUCHDOWN
FT 40	3rd - 05:49	7	40	3:37	TOUCHDOWN
FT 25	3rd - 01:22	4	25	2:17	TOUCHDOWN

### VS SHORTER

Started at	Clock	Plays	Yds	Time	Result
MC 21	1st - 15:00	8	79	4:39	TOUCHDOWN
SU 45	1st - 08:04	3	45	1:16	TOUCHDOWN
MC 46	2nd - 13:01	5	54	2:37	TOUCHDOWN
SU 48	2nd - 07:21	5	48	2:36	TOUCHDOWN
MC 34	2nd - 03:09	9	55	3:09	FIELD GOAL
MC 15	3rd - 11:55	14	80	8:53	FIELD GOAL
SU 00	4th - 12:08	0	0	0:00	TOUCHDOWN

### AT WEST GEORGIA

Started at	Clock	Plays	Yds	Time	Result
UWG 28	1st - 11:35	1	28	0:06	TOUCHDOWN
UWG 39	1st - 08:30	6	39	3:02	TOUCHDOWN
UWG 21	1st - 02:28	3	21	1:18	TOUCHDOWN

### AT WEST ALABAMA

Started at	Clock	Plays	Yds	Time	Result
MC 31	1st - 09:36	15	69	9:09	TOUCHDOWN
MC 20	2nd - 13:21	5	80	2:32	TOUCHDOWN
MC 35	4th - 14:13	17	65	7:15	TOUCHDOWN

### VS DELTA STATE

Started at	Clock	Plays	Yds	Time	Result
------------	-------	-------	-----	------	--------

## IN THE RED ZONE

When the offense moves the ball inside the 20-yard line, the offense is considered to be in the "Red Zone", and in prime scoring position. The following chart shows how the Choctaw offense performs inside the "Red Zone" during the 2019 season:

Game	Chances	TD	FG	TO	Downs	MissFG	Half
at Alcorn State	1	1	0	0	0	0	0
Albany State	3	2	1	0	0	0	0
North Greenville	5	5	0	0	0	0	0
at West Florida	1	1	0	0	0	0	0
at Valdosta State	3	2	1	0	0	0	0
Florida Tech	5	4	0	0	0	1	0
Shorter	4	2	2	0	0	0	0
at West Georgia	3	2	0	0	1	0	0
at West Alabama	3	3	0	0	0	0	0
Delta State							
<b>Totals</b>	<b>28</b>	<b>22</b>	<b>4</b>	<b>0</b>	<b>1</b>	<b>1</b>	<b>0</b>
<b>Opponent</b>	<b>30</b>	<b>21</b>	<b>3</b>	<b>2</b>	<b>1</b>	<b>3</b>	<b>0</b>

MC Scoring Pct: 26-of-28 (92.9%); Point Scored: 164

Opponent Scoring Pct: 24-of-30 (80.0%); Points Scored: 154

## LONGEST PLAYS (30 OR MORE YARDS)

### RUSHING

38	Ja'Mori Mark vs. Shorter	10.26.19
34	Quentin Young at Valdosta State	10.05.19
30*	Jordan Wright vs. Shorter	10.26.19

### PASSING

71	Detric Hawthorn-Moregan Sharp at West Alabama	11.09.19
66*	Detric Hawthorn-Cole Rotenberry vs. Florida Tech	10.12.19
46	Detric Hawthorn-Oriando Doss vs. North Greenville	09.21.19
46	Detric Hawthorn-Cole Rotenberry vs. North Greenville	09.21.19
44	DeAnte' Smith-Moore-Orlando Doss at Alcorn	09.07.19
42	Detric Hawthorn-Cole Rotenberry vs. North Greenville	09.21.19
40	Detric Hawthorn-Cole Rotenberry at West Alabama	11.09.19
39	Detric Hawthorn-Rondell Cole at Alcorn	09.07.19
31	Detric Hawthorn-Ja'Mori Mark vs. North Greenville	09.21.19

### PUNT RETURN

53	Turner Rotenberry vs. North Greenville	09.21.19
----	--	----------

### KICK RETURN

92*	Cole Rotenberry vs. Shorter	10.26.19
39	Cole Rotenberry vs. Albany State	09.14.19
33	Cole Rotenberry vs. Shorter	10.26.19
31	Ja'Mori Mark at Valdosta State	10.05.19
31	Cole Rotenberry vs. Albany State	09.14.19

### INTERCEPTION RETURN

65*	Derric Hawthorn at West Florida	09.28.19
56*	Derric Hawthorn vs. North Greenville	09.21.19

\* Touchdown scored on the play

## CHARTING THE BIG PLAYS

### RUSHING

Player	20-29	30-39	40-49	50+	Total
Detric Hawthorn	4	--	--	--	4
Jaylin Jones	1	--	--	--	1
Ja'Mori Mark	3	1	--	--	4
Jordan Wright	2	1	--	--	3
Quentin Young	--	1	--	--	1
<b>TOTAL</b>	<b>10</b>	<b>3</b>	<b>--</b>	<b>--</b>	<b>13</b>

### PASSING

Player	20-29	30-39	40-49	50+	Total
Aaron Feazelle	1	--	--	--	1
Detric Hawthorn	2	2	4	2	10
DeAnte' Smith-Moore	--	--	1	--	1
<b>TOTAL</b>	<b>3</b>	<b>2</b>	<b>5</b>	<b>2</b>	<b>12</b>

### RECEIVING

Player	20-29	30-39	40-49	50+	Total
Rondell Cole	--	1	--	--	1
Drew Croegaert	1	--	--	--	1
Orlando Doss	--	--	2	--	2
Ja'Mori Mark	--	1	--	--	1
Cole Rotenberry	1	--	3	1	5
Moregan Sharp	1	--	--	1	2
<b>TOTAL</b>	<b>3</b>	<b>2</b>	<b>5</b>	<b>2</b>	<b>12</b>

### KICK RETURNS

Player	20-29	30-39	40-49	50+	Total
Brantan Barnett	1	--	--	--	1
Drew Croegaert	1	--	--	--	1
Ja'Mori Mark	2	1	--	--	3
Cole Rotenberry	3	3	--	1	7
<b>TOTAL</b>	<b>7</b>	<b>4</b>	<b>--</b>	<b>1</b>	<b>12</b>

### PUNT RETURNS

Player	20-29	30-39	40-49	50+	Total
Turner Rotenberry	--	--	--	1	1
<b>TOTAL</b>	<b>--</b>	<b>--</b>	<b>--</b>	<b>1</b>	<b>1</b>

### FUMBLE RETURNS

Player	20-29	30-39	40-49	50+	Total
Elijah Rogers	1	--	--	--	1
<b>TOTAL</b>	<b>1</b>	<b>--</b>	<b>--</b>	<b>--</b>	<b>1</b>

### INTERCEPTION RETURNS

Player	20-29	30-39	40-49	50+	Total
Derric Hawthorn	--	--	--	2	2
Josh Miller	1	--	--	--	1
<b>TOTAL</b>	<b>1</b>	<b>--</b>	<b>--</b>	<b>2</b>	<b>3</b>

Player	No.	TD	R	P	KR	PR	IR	FR
Brantan Barnett	1	0	0	0	1	0	0	0
Rondell Cole	1	0	0	1	0	0	0	0
Drew Croegaert	2	1	0	1	1	0	0	0
Orlando Doss	2	0	0	2	0	0	0	0
Aaron Feazelle	1	0	0	1	0	0	0	0
Derric Hawthorn	2	2	0	0	0	0	2	0
Detric Hawthorn	12	3	4	9	0	0	0	0
Jaylin Jones	1	0	1	0	0	0	0	0
Ja'Mori Mark	8	2	4	1	3	0	0	0
Josh Miller	1	0	0	0	0	0	1	0
Elijah Rogers	1	0	0	0	0	0	0	1
Cole Rotenberry	10	2	0	5	7	0	0	0
Turner Rotenberry	1	0	0	0	0	1	0	0
Moregan Sharp	1	0	0	2	0	0	0	0
DeAnte' Smith-Moore	1	0	0	1	0	0	0	0
Jordan Wright	3	2	3	0	0	0	0	0
Quentin Young	1	0	1	0	0	0	0	0
<b>TOTAL</b>	<b>42</b>	<b>11</b>	<b>13</b>	<b>12</b>	<b>12</b>	<b>1</b>	<b>3</b>	<b>1</b>

## RECORD BREAKDOWN

### CURRENT STREAK

Current Home Streak	Won 4
Current Away Streak	Lost 6

### LAST WIN 41-20 VS. SHORTER (10.26.19)

Last Home Win	41-20 vs. Shorter (10.26.19)
Last Away Win	37-24 at Shorter (10.20.18)

### LAST LOSS 35-21 AT WEST ALABAMA (11.09.19)

Last Home Loss	24-3 vs. West Alabama (11.03.18)
Last Away Loss	35-21 at West Alabama (11.09.19)

	2019	Bland Era
Home	4-0	12-18
Away	0-5	2-27
Neutral	0-0	0-0
Natural Grass	0-3	0-6
Artificial Turf	4-2	14-39
Day Games	1-3	6-22
Night Games	3-2	8-23
ESPN3 GSC-TV Games	0-2	1-11
AFCAs Ranked Opponents	0-1	0-14
August	0-0	1-1
September	2-2	7-16
October	2-1	4-17
November	0-2	2-11
December	0-0	0-0
Leading at Halftime	3-2	12-7
Trailing at Halftime	1-2	2-36
Tied at Halftime	0-1	0-2
Scoring First	2-2	9-10
Opponent Scoring First	2-3	6-34
Score < 20 Points	0-2	0-28
Score 20-29 Points	1-3	3-14
Score 30+ Points	3-0	11-3
Opponent Scores < 20 Points	2-0	7-2
Opponent Scores 20-29 Points	2-1	6-7
Opponent Scores 30+ Points	0-4	1-36
Gain < 15 First Downs	0-1	1-15
Gain 15+ First Downs	4-4	13-30
Opponent Gains < 15 First Downs	2-0	4-1
Opponent Gains 15+ First Downs	2-5	10-44
More Rushing Yds than Opponent	3-3	12-13
Fewer Rushing Yds than Opponent	1-2	2-32
Rush for < 150 Yards	0-1	0-21
Rush for 150+ Yards	4-4	14-24
Opponent Rushes for < 150 Yards	1-2	9-8
Opponent Rushes for 150+ Yards	3-3	5-37
More Passing Yds than Opponent	0-0	4-9
Fewer Passing Yds than Opponent	4-5	10-36
Pass for < 175 Yards	3-5	11-36
Pass for 175+ Yards	1-0	3-9
Commit 0-2 Turnovers	4-5	12-32
Commit 3+ Turnovers	0-0	2-13
Force 0-2 Turnovers	2-4	8-40
Force 3+ Turnovers	2-1	6-5
3rd Down Pct. < 30	2-4	4-22
3rd Down Pct. 30+	2-1	10-23
Lead Time of Possession	3-4	7-33
Trail Time of Possession	1-1	7-12

## ALBANY STATE ROSTER VS. MISSISSIPPI COLLEGE

NUM	PLAYER	POS	HT	WT	CL	HOMETOWN/H.S./PREVIOUS SCHOOL
0	BRINDON MANUEL	DL	5-11	255	SR	LAUREL, MS / LAUREL HS
1	ANTONIO LEROY, JR.	LB	6-0	222	R-JR	ALBANY, GA / MONROE
2	TORI SAPP JR.		5-9	190	JR	THOMASVILLE, GA / THOMASVILLE HS
3	DIONTE BONNEAU	QB	6-1	170	R-SO	ATLANTA, GA / BENJAMIN BANNEKER HS /
5	COEMBA JONES	DB	5-8	175	JR	MIAMI, FL / MIAMI SOUTHRIDGE SENIOR /
6	CALVIN LEWIS, V	RB	5-8	180	JR	JACKSONVILLE, FL / FLETCHER /
8	MALACHI BROWN	DB	6-0	188	R-JR	JONESBORO, GA / STOCKBRIDGE HS /
9	BRANDARIOUS RAWLINGS		5-11	185	JR	WRIGHTSVILLE, GA / JOHNSON COUNTY
10	JAVON WOOTEN	WR	5-8	152	JR	TALLAHASSEE, FL / RICKARDS HS /
11	TYREE TAYLOR		5-11	218	FR	SUWANNEE, FL / LIVE OAK HS /
12	JHAYDON SULLIVAN		5-11	195	FR	WINDER, GA / WINDER BARROW /
13	RALPH LOVETT	WR	6-0	180	R-SO	SAVANNAH, GA / BEACH HS /
14	TRAY BISHOP		6-3	203	JR	DAWSON, GA / TURNER COUNTY
15	MATAVION BROOKS	RB	5-9	175	SO	MORROW, GA / JONESBORO HS /
16	CAMERON HOPKINS		5-9	170	FR	ALBANY, GA / WESTOVER HS /
17	JOE SHORTER		5-10	180	JR	VICKSBURG, MS / HINDS CC /
18	ED WALKER		5-9	175	FR	TAMPA, FL / BLAKE HS /
19	GABRIEL BALLINAS	K/P			JR	GUADALUPE, MEXICO / /
20	ISAIAH HOLLOWAY	DB	5-10	170	FR	DOUGLASVILLE, GA / ALEXANDER HS /
21	JALEN MITCHELL	SAF	5-9	195	SO	JACKSONVILLE, FL / FLETCHER /
22	JAREE TURNER	CB	6-1	168	FR	OCALA, FL / NORTH MARION, FL /
23	OLIVER SVIRSKY		6-1	190	JR	MILPITAS, CA / MILPITAS HS
24	KAM WARD		5-9	210	FR	OSCILLA, GA / IRWIN COUNTY HS /
25	MALIK PIERCE	RB	5-10	200	R-SO	WRIGHTSVILLE, GA / JOHNSON COUNTY HS
26	ISSAIAH MCCRAY		5-11	195	FR	POWDER SPRINGS, GA / HILLGOVE HS /
27	JAMES HAWKINS	DB	5-10	185	R-SO	FAYETTEVILLE, GA / FAYETTE COUNTY HS /
28	JAQUEZ WILLIAMS		5-8	175	FR	ATLANTA, GA / REDAN, HS /
29	MARCUIS FULKS	RB	5-10	190	FR	POWDER SPRINGS, GA / HIRAM HS /
30	STEPHAN PIERRE	LB			R-SO	TALLAHASSEE, FL / LINCOLN HS /
31	FEMI MAYS	DB	5-8	167	R-SO	DOUGLASVILLE, GA / NEW MANCHESTER HS /
31	KALIJAH HARTZOG		5-8	160	FR	JESUP, GA / WAYNE COUNTY HS /
32	TYRIN WILSON		5-8	160	FR	OCALA, FL / VANGUARD HS /
34	RANDY FILLINGAME		5-9	202	SO	BAINBRIDGE, GA / BAINBRIDGE HS /
35	ANTWONE WATTS		6-1	200	FR	COLUMBUS, GA / CARVER HS /
36	ARINZE OKWU	LB	5-11	210	FR	POWDER SPRINGS, GA / POWDER SPRINGS HS /
37	DESHAZIO WILLIAMS		5-10	160	FR	BIRMINGHAM, AL / PINSON VALLEY HS /
38	ANTWAN GOSEER		5-10	160	SO	CONYERS, GA / ROCKDALE COUNTY HS /
39	ANTHONY MCGRADY		5-10	170	FR	LEESBURG, GA / LEE COUNTY HS /
40	JACKELL LELAND		5-9	170	FR	TALLAHASSEE, FL / GODBY HS /
41	ARLIS SUTTON		5-10	204	FR	DOUGLASVILLE, GA / COFFEE COUNTY /
42	DENARRIS MORGAN		5-11	185	JR	ALBANY, GA / WESTOVER HS /
43	ERIC PRICE	BANDIT	5-9	180	FR	LEESBURG, GA / LEE COUNTY HS /
44	KEVARY JENKINS		5-10	220	FR	ST. PETERSBURG, FL
45	SHANNON CARTER		5-10	188	JR	TYRONE, GA / SANDY CREEK HS
46	DERRICK TAYLOR		5-11	160	FR	OSCILLA, GA / IRWIN COUNTY HS /
47	GARRETT ANDERSON	LB	5-10	190	SO	ALMA, GA / BACON COUNTY HS

48	JORDAN WILLIAMS	DB	5-6	180	R-SO	SNELLVILLE, GA / SHILOH HS
49	ETHAN BELL		6-1	200	FR	QUITMAN, GA / BROOKS COUNTY HS /
50	MIQUAIL HARVEY		6-2	260	SR	COLUMBUS, GA / SHAW HS /
51	MARLON POLLOCK		5-9	204	FR	LAKE CITY, FL / COLUMBIA HS /
52	ISIAHA DONALDSON		5-11	250	FR	ALBANY, GA / DOUGHERTY HS /
53	KENDALL HENDERSON	OL	6-1	320	R-SO	JESUP, GA / WAYNE COUNTY HS
54	RONNIE HAYES II		6-3	250	FR	ORLANDO, FL / DR. PHILLIPS HS /
55	MALIK BARNES	LB	5-11	220	FR	NEWTON, GA / MITCHELL COUNTY HS /
55	TREVOR ARRINGTON	OL	6-1	290	FR	STONE MOUNTAIN, GA / STEPHENSON HS
56	MEKIH HILL		6-1	295	FR	CORDELE, GA / CRISP COUNTY
57	ADONIS BUTLER		5-10	200	SO	STOCKBRIDGE, GA / DUTCHTOWN HS /
58	ROMAN VICTOR	BANDIT	6-3	225	SR	JONESBORO, GA / MOUNT ZION HS /
59	JOSH HILL		6-1	225	FR	VALDOSTA, GA / VALDOSTA HS /
60	ELSHONDRIC BUCHANAN	OL	6-3	285	JR	JACKSON, MS / LANIER HS / SOUTHWEST CC
61	ANTON COUSINS	LS	5-4	215	FR	CONLEY, GA / CEDAR GROOVE HS /
62	EMYRICK BLUE		6-0	300	FR	SUWANNEE, FL / LIVE OAK HS /
63	ZYDARIUS BOYKIN		5-11	216	FR	ATLANTA, GA / MAYS HS /
65	JAJUAN GORDON	OL	6-0	275	FR	ORLANDO, FL / WEKIVA HS /
66	DEVAUGHN CLARKE		6-1	260	FR	APOPKA, FL / APOPKA HS
67	JOSEPH DANIELS		5-11	297	FR	ALBANY, GA / MONROE COMPREHENSIVE HS /
68	IAN KELLY		6-1	160	FR	DAWSON, GA / TERRELL ACADEMY /
69	KEON WATSON		6-5	360	FR	ATLANTA, GA / CEDAR GROOVE HS /
70	AHMED BRIMAH		6-2	285	FR	JONESBORO, GA / LOVEJOY HS /
72	RAYMOND THOMAS	OL	6-2	300	R-JR	ALBANY, GA / MONROE COMPREHENSIVE HS /
73	CALEB WILEY		5-10	215	FR	FRALBANY, GA / SHERWOOD CHRISTIAN ACADEMY /
75	JOSH SIMON		6-2	258	SO	ATLANTA, GA / BENJAMIN BANNEKER HS /
77	KATRAY PRINGLE	OL			SO	ST. GEORGE, SC / STRATFORD HS /
78	CAMERON GREEN		6-2	244	FR	LEESBURG, GA / LEE COUNTY HS /
80	RASHAD JORDAN	WR			FR	ATLANTA, GA / CEDAR GROVE /
81	DERIK DAVIS	TE	6-3	225	R-SO	LEESBURG, GA / DEERFIELD WINDSOR SCHOOL
82	KRISTIAN GRANT	TE	6-2	205	SO	FAYETTEVILLE, GA / LOVEJOY HS /
84	TABIOUS CLEMMONS		5-8	170	FR	MORROW, GA / MORROW HS /
85	BRAYLEN HOWARD		5-10	160	FR	POWDER SPRINGS, GA / HILLGOVE HS /
86	JALEEL JOHNSON		6-1	175	FR	WETUMPKA, AL / WETUMPKA HS /
88	EDDY BEATO	WR	6-0	200	SO	LILBURN, GA / PARK VIEW HS
89	MICAH FORSYTHE	TE	6-3	215	FR	LEESBURG, FL / LEESBURG HS
90	JALEN PUGH	DL			FR	JONESBORO, GA / JONESBORO HS /
91	DEREK DAVIS	BANDIT	6-3	240	R-SO	LEESBURG, GA / DEERFIELD
93	XAVIER LEE		5-11	277	FR	STATESBORO, GA / STATESBORO HS /
94	ANTHONY HARVEY	DL	5-9	230	FR	LEESBURG, GA / LEE COUNTY HS /
95	RODERICK WELCH	DL			FR	JONESBORO, GA / MUNDY'S MILL HS /
96	J'SHAWN BAKER		6-2	218	FR	QUITMAN, GA / BROOKS COUNTY /
97	TY GLENN		6-3	285	FR	CAIRO HS / CAIRO HS /
	NICK EVANS		5-8	165	FR	JEFFERSON, GA / JEFFERSON HS /
	SEAQUON CLARK		5-8	155	FR	FOLKSTON, GA / CHARLTON COUNTY HS /
	WILL MCDONALD		6-0	188	FR	LAKELAND, FL / KATHLEEN HS /

# ALBANY STATE STATISTICS

## 2019 Albany State University Football Overall Statistics (as of Nov 22, 2019)

Team Statistics	ALBN	OPP
SCORING	249	187
Points Per Game	22.64	17.00
FIRST DOWNS	161	182
Rushing	104	80
Passing	40	77
Penalty	17	25
RUSHING YARDAGE	2278	1374
Yards gained	2523	1695
Yards lost	245	321
Attempts	421	406
Avg Per Attempt	5.4	3.4
Avg Per Game	207.1	124.9
TDs Passing	19	14
PASSING YARDAGE	841	1468
Att-Comp-Int	162-76-7	260-161-8
Avg Per Attempt	5.19	5.65
Avg Per Catch	11.07	9.12
Avg Per Game	76.45	133.45
Touchdowns	10	10
TOTAL OFFENSE	3119	2842
Total Plays	583	666
Avg Per Play	5.3	4.3
Avg Per Game	283.5	258.4
KICK RETURNS: #-YARDS	29-550	40-705
PUNT RETURNS: #-YARDS	14-244	10-52
INT RETURNS: #-YARDS	8-1	7-88
KICK RETURN AVERAGE	18.97	17.63
PUNT RETURN AVERAGE	17.43	5.20
INT RETURN AVERAGE	0.13	12.57
FUMBLES-LOST	13-8	11-7
PENALTIES-YARDS	78-763	60-652
Avg Per Game	69.36	59.27
PUNTS-YARDS	46-1780	64-2185
Avg Per Punt	38.70	34.14
Net Punt Avg	36.26	29.70
KICKOFFS-YARDS	53-3124	38-2012
Avg Per Kick	58.94	52.95
Net Kick Avg	42.62	35.32
TIME OF POSSESSION	05:04:01	05:37:28
Per Game	27:38	30:41
3RD-DOWN CONVERSIONS	32-114	46-140
3rd-Down Pct	28.07 %	32.86 %
4TH-DOWN CONVERSIONS	3-15	7-17
4th-Down Pct	20.00 %	41.18 %
SACKS BY-YARDS	19-131	12-77
MISC YARDS	0	0
TOUCHDOWNS SCORED	31	26
FIELD GOALS-ATTEMPTS	11-15	3-10
ON-SIDE KICKS	0-0	0-1
RED-ZONE SCORES	20-24	21-29
RED-ZONE TOUCHDOWNS	14-24	19-29
PAT-ATTEMPTS	36-30	32-24
ATTENDANCE	63,657	20,558
Dates-Avg Per Date	7-9,094	4-5,140
Neutral Site #-Avg	-	2-20,586

Date	Opponent	Score	Record	Time	Attend
9/7/2019	vs Valdosta State	L 3-38	0-1	2hr34 MIN	5,011
9/13/2019	at Mississippi College	L 17-24	0-2	2:40	3,347
9/21/2019	at West Georgia	W 26-14	1-2	2:39	5,687
* 9/28/2019	at CAU	W 54-19	2-2, 1-0	2:40	3,423
10/5/2019	vs Tuskegee	W 21-0	3-2, 2-0	2hr35m in	750
* 10/12/2019	vs LANE	W 33-13	4-2, 2-0	2hr20m in	15,000
* 10/19/2019	vs Benedict College	W 7-2	5-2, 4-0	3hr45m in	151
* 10/26/2019	at Savannah State	L 19-35	5-3, 4-1	3hrs	8,101
* 11/2/2019	vs MOREHOUSE	W 21-15	6-3, 4-1	2hr50m in	1,573
* 11/9/2019	vs Fort Valley State	W 42-6	7-3, 5-1	3:19	37,000
11/16/2019	vs Miles	L 6-21	7-4, 5-1	2:53	4,172

\* = Conference game

Score by Quarters	1st	2nd	3rd	4th	Total
Albany State	42	85	72	50	249
Opponents	44	42	41	60	187

## 2019 Albany State University Football

### Overall Statistics (as of Nov 22, 2019)

#	Rushing	GP	ATT	GAIN	LOSS	NET	AVG	TD	LG	AVG/G
4	Habersham, McKinley	11	142	838	42	796	5.6	7	80	72.36
22	Scott, Tracy	10	89	702	20	682	7.7	8	91	68.20
12	Williams, Kelias	6	56	302	36	266	4.8	0	35	44.33
29	Fulks, Marcus	8	25	188	0	188	7.5	2	47	23.50
35	Brooks, Matavion	10	31	181	22	159	5.1	1	72	15.90
17	Bonneau, Dionte	8	41	206	59	147	3.6	0	25	18.38
80	Jordan, Rashad	11	9	53	0	53	5.9	0	13	4.82
18	Walker, Edward	3	11	41	15	26	2.4	1	21	8.67
	Lewis, Calvin	11	4	12	0	12	3.0	0	5	1.09
20	Boyd, Jaylin	9	3	0	16	-16	-5.3	0	0	-1.78
	Team	7	10	0	35	-35	-3.5	0	0	-5.00
<b>Total</b>		<b>11</b>	<b>421</b>	<b>2523</b>	<b>245</b>	<b>2278</b>	<b>5.4</b>	<b>19</b>	<b>91</b>	<b>207.09</b>
<b>Opponents</b>		<b>11</b>	<b>406</b>	<b>1695</b>	<b>321</b>	<b>1374</b>	<b>3.4</b>	<b>14</b>	<b>62</b>	<b>124.91</b>

#	Passing	GP	Rating	COMP-ATT-INT	PCT	YDS	TD	LG	AVG/G
12	Williams, Kelias	6	98.57	43-95-6	45.26	510	6	35	85.00
17	Bonneau, Dionte	8	123.56	27-56-1	48.21	369	4	66	46.13
	Habersham, McKinley	11	8.13	1-3-0	33.33	-9	0	0	-0.82
18	Walker, Edward	3	32.05	5-8-0	62.50	-29	0	16	-9.67
<b>Total</b>		<b>11</b>	<b>102.25</b>	<b>76-162-7</b>	<b>46.91 %</b>	<b>841</b>	<b>10</b>	<b>66</b>	<b>76.45</b>
<b>Opponents</b>		<b>11</b>	<b>115.89</b>	<b>161-260-8</b>	<b>61.92 %</b>	<b>1468</b>	<b>10</b>	<b>48</b>	<b>133.45</b>

#	Receiving	GP	NO	YDS	AVG	TD	LG	AVG/G
80	Jordan, Rashad	11	12	271	22.58	2	66	24.64
3	Green, Michael	7	17	227	13.35	3	35	32.43
10	Wooten, Javon	10	11	114	10.36	0	16	11.40
82	Grant, Kristian	10	8	91	11.38	2	21	9.10
4	Habersham, McKinley	11	10	74	7.40	0	14	6.73
83	Lovett, Ralph	9	6	51	8.50	1	22	5.67
9	Sparks, Christopher	11	5	28	5.60	1	9	2.55
2	Deberry, Kejon	10	3	14	4.67	1	11	1.40
50	Harvey, Miquail	10	0	11	Infinity	0	0	1.10
86	Garmon, DreQuan	8	1	5	5.00	0	5	0.63
	Team							
12	Williams, Kelias	6	0	-1	Infinity	0	0	-0.17
73	Bethea, Raekwon	10	1	-9	-9.00	0	0	-0.90
20	Boyd, Jaylin	9	1	-10	-10.00	0	0	-1.11
81	Davis, Derik	8	1	-25	-25.00	0	0	-3.13
<b>Total</b>		<b>11</b>	<b>76</b>	<b>841</b>	<b>11.07</b>	<b>10</b>	<b>66</b>	<b>76.45</b>
<b>Opponents</b>		<b>11</b>	<b>161</b>	<b>1468</b>	<b>9.12</b>	<b>10</b>	<b>48</b>	<b>133.45</b>

#	Punt Returns	NO	YRDS	AVG	TD	LG
80	Jordan, Rashad	3	63	21.00	0	50
27	Hawkins, James	2	62	31.00	2	12
3	Green, Michael	3	55	18.33	0	49
10	Wooten, Javon	3	50	16.67	0	40
55	Barnes, Malik	1	13	13.00	0	0
26	Ward, Tomas	1	1	1.00	0	0
	Team	1	0	0	0	0
<b>Total</b>		<b>14</b>	<b>244</b>	<b>17.43</b>	<b>2</b>	<b>50</b>
<b>Opponents</b>		<b>10</b>	<b>52</b>	<b>5.20</b>	<b>0</b>	<b>15</b>

#	Interceptions	NO	YRDS	AVG	TD	LG
5	Jones, Coemba	3	1	0.33	0	2
21	Scott, Tyler	2	35	17.50	0	33
13	Bush, Jalen	2	-35	-17.50	0	0
30	Pierre, Stephan	1	0	0.00	0	0
<b>Total</b>		<b>8</b>	<b>1</b>	<b>0.13</b>	<b>0</b>	<b>33</b>
<b>Opponents</b>		<b>7</b>	<b>88</b>	<b>12.57</b>	<b>0</b>	<b>43</b>

#	Kick Returns	NO	YRDS	AVG	TD	LG
3	Green, Michael	11	257	23.36	0	35
29	Fulks, Marcus	6	112	18.67	0	21
22	Scott, Tracy	1	57	57.00	0	57
10	Wooten, Javon	3	35	11.67	0	27
80	Jordan, Rashad	2	30	15.00	0	27
2	Deberry, Kejon	1	20	20.00	0	20
	Lewis, Calvin	1	15	15.00	0	15
35	Brooks, Matavion	2	15	7.50	0	13
41	Murray, Christian	1	7	7.00	0	7
57	Anderson, Garrett	1	2	2.00	0	2
<b>Total</b>		<b>29</b>	<b>550</b>	<b>18.97</b>	<b>0</b>	<b>57</b>
<b>Opponents</b>		<b>40</b>	<b>705</b>	<b>17.63</b>	<b>0</b>	<b>48</b>

#	Fumble Returns	NO	YRDS	AVG	TD	LG
	Team	2	0	0.00	0	0
<b>Total</b>		<b>2</b>	<b>0</b>	<b>0.00</b>	<b>0</b>	<b>0</b>
<b>Opponents</b>		<b>3</b>	<b>129</b>	<b>43.00</b>	<b>2</b>	<b>47</b>

## 2019 Albany State University Football Overall Statistics (as of Nov 22, 2019)

#	Scoring	TD	FG	PAT					SAF	PTS
				KICK	RUSH	RCV	PASS	DXP		
19	Ballinas, Gabriel	—	11	28-30	0-1	—	—	—	—	61
22	Scott, Tracy	8	—	—	—	—	—	—	—	48
4	Habersham, McKinley	7	—	—	—	—	—	—	—	42
3	Green, Michael	3	—	—	—	—	—	—	—	18
27	Hawkins, James	2	—	—	—	—	—	—	—	12
80	Jordan , Rashad	2	—	—	—	—	—	—	—	12
29	Fulks , Marcuis	2	—	—	—	—	—	—	—	12
82	Grant, Kristian	2	—	—	—	—	—	—	—	12
2	Deberry, Kejon	1	—	—	—	—	—	—	—	6
9	Sparks, Christopher	1	—	—	—	—	—	—	—	6
35	Brooks , Matavion	1	—	—	—	—	—	—	—	6
83	Lovett, Ralph	1	—	—	—	—	—	—	—	6
18	Walker , Edward	1	—	—	—	—	—	—	—	6
	Team	—	—	—	—	—	—	—	1	2
<b>Total</b>		<b>31</b>	<b>11</b>	<b>28-30</b>	<b>0-1</b>	<b>—</b>	<b>—</b>	<b>—</b>	<b>1</b>	<b>249</b>
<b>Opponents</b>		<b>26</b>	<b>3</b>	<b>20-24</b>	<b>0-1</b>	<b>—</b>	<b>0-1</b>	<b>—</b>	<b>1</b>	<b>187</b>

#	Field Goals	FGM-FGA	PCT	I20	20-29	30-39	40-49	50+	LG	BLK
19	Ballinas, Gabriel	11-15	0.7	0-0	1-1	3-6	7-8	0-0	47	0
<b>Total</b>		<b>11-15</b>	<b>0.7</b>	<b>0-0</b>	<b>1-1</b>	<b>3-6</b>	<b>7-8</b>	<b>0-0</b>	<b>47</b>	<b>0</b>
<b>Opponents</b>		<b>3-10</b>	<b>0.3</b>	<b>0-6</b>	<b>2-3</b>	<b>1-1</b>	<b>0-0</b>	<b>0-0</b>	<b>38</b>	<b>1</b>

FG Sequence	Albany State	Opponents
Valdosta State	38,(39)	30,(27)
Mississippi College	(32),48,39	(27)
West Georgia	(44),(40),(46),(39)	35
CAU	(46),(42)	iz½
Tuskegee	iz½	49,50
LANE	(42)	41
Benedict College	iz½	35
Savannah State	(21),(47)	iz½
MOREHOUSE	iz½	(38)
Fort Valley State	iz½	45
Miles	33	iz½

Numbers in (parentheses) indicate field goal was made.

#	Total Offense	G	Plays	Rush	Pass	Total	AVG/G
4	Habersham, McKinley	11	145	796	-9	787	71.55
12	Williams, Kellias	6	151	266	510	776	129.33
22	Scott, Tracy	10	89	682	0	682	68.20
17	Bonneau, Dionte	8	97	147	369	516	64.50
29	Fulks , Marcuis	8	25	188	0	188	23.50
35	Brooks , Matavion	10	31	159	0	159	15.90
80	Jordan , Rashad	11	9	53	0	53	4.82
	Lewis, Calvin	11	4	12	0	12	1.09
18	Walker , Edward	3	19	26	-29	-3	-1.00
20	Boyd, Jaylin	9	3	-16	0	-16	-1.78
	Team	7	10	-35	0	-35	-5.00

<b>Total</b>	<b>11</b>	<b>583</b>	<b>2278</b>	<b>841</b>	<b>3119</b>	<b>283.55</b>
<b>Opponents</b>	<b>11</b>	<b>666</b>	<b>1374</b>	<b>1468</b>	<b>2842</b>	<b>258.36</b>

#	Punting	NO	YDS	AVG	LG	TB	FC	I20	50+	BLK
19	Ballinas, Gabriel	46	1780	38.70	62	3	10	19	3	0
<b>Total</b>		<b>46</b>	<b>1780</b>	<b>38.70</b>	<b>62</b>	<b>3</b>	<b>10</b>	<b>19</b>	<b>3</b>	<b>0</b>
<b>Opponents</b>		<b>64</b>	<b>2185</b>	<b>34.14</b>	<b>61</b>	<b>2</b>	<b>10</b>	<b>16</b>	<b>5</b>	<b>4</b>

#	Kickoffs	NO	YDS	AVG	TB	OB
19	Ballinas, Gabriel	53	3124	58.9	8	1
<b>Total</b>		<b>53</b>	<b>3124</b>	<b>58.9</b>	<b>8</b>	<b>1</b>
<b>Opponents</b>		<b>38</b>	<b>2012</b>	<b>52.9</b>	<b>6</b>	<b>3</b>

## 2019 Albany State University Football Overall Statistics (as of Nov 22, 2019)

#	All Purpose	G	RUSH	RCV	PR	KR	IR	Total	AVG/G
4	Habersham, McKinley	11	796	74	0	0	0	870	79.09
22	Scott, Tracy	10	682	0	0	57	0	739	73.90
3	Green, Michael	7	0	227	55	257	0	539	77.00
80	Jordan , Rashad	11	53	271	63	30	0	417	37.91
29	Fulks , Marcuis	8	188	0	0	112	0	300	37.50
12	Williams, Kelias	6	266	-1	0	0	0	265	44.17
10	Wooten, Javon	10	0	114	50	35	0	199	19.90
35	Brooks , Matavion	10	159	0	0	15	0	174	17.40
17	Bonneau, Dionte	8	147	0	0	0	0	147	18.38
82	Grant, Kristian	10	0	91	0	0	0	91	9.10
27	Hawkins, James	11	0	0	62	0	0	62	5.64
83	Lovett, Ralph	9	0	51	0	0	0	51	5.67
21	Scott, Tyler	11	0	0	0	0	35	35	3.18
2	Deberry, Kejon	10	0	14	0	20	0	34	3.40
9	Sparks, Christopher	11	0	28	0	0	0	28	2.55
	Lewis, Calvin	11	12	0	0	15	0	27	2.45
18	Walker , Edward	3	26	0	0	0	0	26	8.67
55	Barnes, Malik	11	0	0	13	0	0	13	1.18
50	Harvey , Miquail	10	0	11	0	0	0	11	1.10
41	Murray, Christian	10	0	0	0	7	0	7	0.70
86	Garmon, DreQuan	8	0	5	0	0	0	5	0.63
57	Anderson, Garrett	4	0	0	0	2	0	2	0.50
26	Ward , Tomas	11	0	0	1	0	0	1	0.09
5	Jones, Coemba	11	0	0	0	0	1	1	0.09
73	Bethea, Raekwon	10	0	-9	0	0	0	-9	-0.90
81	Davis , Derik	8	0	-25	0	0	0	-25	-3.13
20	Boyd, Jaylin	9	-16	-10	0	0	0	-26	-2.89
13	Bush, Jalen	11	0	0	0	0	-35	-35	-3.18
	Team	7	-35	0	0	0	0	-35	-5.00
<b>Total</b>		<b>11</b>	<b>2278</b>	<b>841</b>	<b>244</b>	<b>550</b>	<b>1</b>	<b>3914</b>	<b>355.82</b>
<b>Opponents</b>		<b>11</b>	<b>1374</b>	<b>1468</b>	<b>52</b>	<b>705</b>	<b>88</b>	<b>3687</b>	<b>335.18</b>

**2019 Albany State University Football  
Overall Statistics (as of Nov 22, 2019)**

#	Defensive Leaders	GP	Tackles				Sacks	Pass Defense			Fumbles		Blocked	
			Solo	ASST	TOT	TFL-YDS	NO-YDS	INT-YDS	BU	QBH	RCV-YDS	FF	KICK	SAF
5	Jones, Coemba	11	47	15	62	1.5-16	1.0-12	3-1	2	—	—	—	—	—
21	Scott, Tyler	11	45	15	60	4.5-15	1.0-6	2-35	2	—	—	—	—	—
30	Pierre, Stephan	11	30	11	41	3.0-25	2.0-22	1-0	—	1	—	—	—	—
11	Compton, Terry	10	21	17	38	2.5-4	—	—	1	—	—	—	—	—
93	Jackson, Deonte	11	26	10	36	8.0-33	2.5-22	—	—	—	1-0	—	—	—
45	Kimble, Brendan	11	20	14	34	2.0-14	—	—	—	—	1-0	—	—	—
94	Harvey , Anthony	10	19	12	31	3.5-17	1.5-14	—	—	1	—	2	—	—
13	Bush, Jalen	11	20	8	28	—	—	2--35	7	—	—	—	—	—
39	Rawlings, Branderious	11	25	3	28	3.0-14	—	—	3	—	—	—	—	—
55	Barnes, Malik	11	18	8	26	4.5-30	1.0-0	—	—	—	—	—	2	—
77	Manuel , Brindon	11	16	10	26	3.0-19	—	—	—	2	—	1	—	—
41	Murray, Christian	10	12	11	23	2.0-4	—	—	1	—	—	—	—	—
79	Brown, Elijah	11	13	8	21	5.0-16	1.0-8	—	2	—	—	1	—	—
91	Davis , Derek	11	16	5	21	9.0-33	5.0-27	—	—	—	—	—	1	—
59	Kelly, John	11	12	8	20	6.5-16	2.0-8	—	—	—	—	—	—	—
20	Boyd, Jaylin	9	14	4	18	1.5-3	—	—	2	—	—	—	—	—
27	Hawkins, James	11	13	4	17	1.5-9	—	—	1	—	—	—	2	—
7	Rosser, D'Shon	10	8	4	12	1.0-1	—	—	—	1	—	—	—	—
14	Parker, Kendall	10	7	2	9	1.0-3	—	—	—	—	—	—	—	—
44	Heller, Undray	11	6	3	9	0.5-1	—	—	—	—	—	—	—	—
38	Mitchell, Jalen	11	5	3	8	1.0-3	—	—	—	—	—	1	—	—
31	Mays, Femi	4	5	3	8	1.0-2	—	—	—	—	—	—	—	—
80	Jordan , Rashad	11	3	4	7	—	—	—	—	—	—	—	—	—
8	Brown, Malachi	2	2	3	5	—	—	—	1	—	—	—	—	—
16	Dorvil, Eldine	4	4	1	5	—	—	—	5	—	—	—	—	—
37	Brown, Martery	1	2	3	5	1.0-1	—	—	—	—	—	—	—	—
6	Lewis, Calvin	11	2	2	4	—	—	—	—	—	—	—	—	—
35	Brooks , Matavion	10	2	2	4	0.5-1	—	—	—	—	—	—	—	—
36	Okwu , Arinze	8	1	3	4	—	—	—	—	—	—	1	—	—
26	Ward , Tomas	11	2	1	3	—	—	—	1	—	—	—	1	—
47	Goseer , Antwan	10	2	1	3	—	—	—	—	—	—	—	—	—
24	Crawford , Brandon	7	1	2	3	—	—	—	1	—	—	—	—	—
48	Victor, Roman	2	2	1	3	1.0-7	1.0-7	—	—	—	—	—	—	—
5	Habersham, McKinley	11	1	1	2	—	—	—	—	—	—	—	—	—
12	Williams, Kellias	6	1	1	2	—	—	—	—	—	—	—	—	—
19	Ballinas, Gabriel	11	2	—	2	—	—	—	—	—	—	—	—	—
83	Lovett, Ralph	9	—	2	2	0.5-0	—	—	—	—	—	—	—	—
25	Price , Zikey	6	1	1	2	1.0-29	—	—	—	—	—	—	—	—
TM	Team	7	2	—	2	1.0-5	—	—	—	—	4-0	2	1	1
1	Leroy, Antonio	1	—	1	1	0.5-2	—	—	—	—	—	—	—	—
3	Green, Michael	7	—	1	1	—	—	—	—	—	—	—	—	—
40	White, Charmane	6	—	1	1	—	—	—	—	—	—	—	—	—
60	Buchanan, Elshondric	10	1	—	1	—	—	—	—	—	—	—	—	—
72	Thomas, Raymond	11	1	—	1	—	—	—	—	—	—	—	—	—
86	Garmon, DreQuan	8	1	—	1	1.0-4	—	—	—	—	—	—	—	—
57	Anderson, Garrett	4	—	1	1	—	—	—	—	—	1-0	—	—	—
<b>Total</b>		<b>11</b>	<b>431</b>	<b>210</b>	<b>641</b>	<b>72.0-327</b>	<b>18.0-126</b>	<b>8-1</b>	<b>29</b>	<b>5</b>	<b>7-0</b>	<b>8</b>	<b>7</b>	<b>1</b>
<b>Opponents</b>		<b>11</b>	<b>328</b>	<b>261</b>	<b>589</b>	<b>55.0-244</b>	<b>11.0-72</b>	<b>7-88</b>	<b>22</b>	<b>12</b>	<b>8-129</b>	<b>6</b>	<b>1</b>	<b>1</b>


## ROBINSON-HALE STADIUM

The Choctaws play their home football games in the friendly confines of Robinson-Hale Stadium located in Clinton, MS. The facility boasts one of the largest seating capacities in all of Division II holding 8,500 people. Mississippi College is routinely ranked among the top ten teams in the country in average attendance each season. The Choctaws ranked as high as 8th in the nation in average attendance in Division III and averaged nearly 5,000 fans per game in the 2015 season.

The synthetic surface was installed by EnviroTurf out of Flowood, MS, and the company has serviced other projects such as football fields for the University of Memphis, Belhaven and East MS CC. The first game ever in the facility found the Choctaws blasting Jacksonville State 50-3. In the Dedication Game two weeks later, the Choctaws edged past Livingston University 14-7.

The stadium honors two men who helped establish Mississippi College football tradition. Stanley L. Robinson gave 36 years of service to the College as head coach and athletic director. Edwin (Goat) Hale, a football legend, was an outstanding offensive back and was the first back in Mississippi history to be named to the National Football Foundation Hall of Fame.

The track was added in 2006 giving MC one of the nicest facilities in the country. The total renovation project totaled more than one million dollars and was named after Dr. James E. Parkman who provided the lead gift for the project. The track complex features an eight-lane track, four long jump and triple jump areas, crushed stone shot put sector, steeple chase, large high jump area, dual direction pole vault and a separate discus, hammer and javelin area.





## WILLIAMS STRENGTH CENTER

Mississippi College boasts one of the premier strength facilities in the country among Division II universities. The Charles and Aline Williams Strength Center has more than 5,000 square feet of working area and provides Choctaw athletes with top of the line equipment necessary to the success of an athletics program.

The facility was originally furnished with state of the art strength equipment made possible by the donation of Mrs. Aline Williams in memory of her husband Charles H. Williams.

The strength center features the latest and best equipment such as 18 bench press/squat rack combos, rubberized dumbbells, cardiovascular equipment, and numerous other machines for use by all Mississippi college student-athletes.

The strength center is located adjacent to Robinson-Hale stadium and provides a deck overlooking the football field for recruiting visits. The field can also be seen from inside the weight room with wall to wall windows on three sides of the facility.

