

MISSISSIPPI COLLEGE

2021 SPRING FOOTBALL GAME NOTES



GAME 1 | MAR. 6, 2021 | 2:00 PM | STEPHENVILLE, TEXAS | MEMORIAL STADIUM

THE MATCHUP



MISSISSIPPI COLLEGE



TARLETON STATE

THE BASICS (2019 FOR MC)

Head Coach	John Bland (Arkansas, 1989)
Career Record	90-71 (15th Yr)
MC Record	15-45 (6th Yr)

Record	5-5, 4-4 GSC
AFCA Rank	N/A
Points/Gm	26.2
Points All./Gm	27.5
Rush Yds/Gm	223.4
Rush TD's	25
Rush Yds All./Gm	166.0
Pass Yds/Gm	73.8
Pass TD's	6
Pass Yds All./Gm	204.0
Total Off./Gm	297.2
Total Def./Gm	370.0

Head Coach	Todd Whitten (Stephen F. Austin, 1987)
Career Record	105-67 (16th Yr)
TSU Record	80-39 (11th Yr)

Record	1-2
AFCA Rank	N/A
Points/Gm	31.3
Points All./Gm	27.7
Rush Yds/Gm	225.3
Rush TD's	7
Rush Yds All./Gm	126.3
Pass Yds/Gm	202.7
Pass TD's	3
Pass Yds All./Gm	235.7
Total Off./Gm	428.0
Total Def./Gm	362.0

THE BASICS (RETURNERS FOR MC)

RUSHING
#10 Jaylin Jones 76-393, 5.2 ypc, 6 TD

PASSING
#7 DeAnte' Smith-Moore 3-4, 75.0%, 68 yds 1 TD, 0 INT, 13.6 ypg

RECEIVING
#10 Jaylin Jones 1-4, 4.0 ypc, 0 TD

DEFENSE
#33 Jonathan Jones 55 tkls, 8.5 TFL, 2 PBU, 2 FF

RUSHING
#22 Ryheem Skinner 62-302, 4.9 ypc, 2 TD

PASSING
#10 Cameron Burston 21-50, 42.0%, 313 yds 2 TD, 2 INT, 104.3 ypg

RECEIVING
#2 Gabe Douglas 9-215, 23.9 ypc, 2 TD

DEFENSE
#18 D.J. Harris 23 tkls, 1.5 TFL, 1 FR, 4 QBH

INSIDE THE SERIES

Overall	First Meeting
In Clinton	--
In Stephenville	First Meeting
Current Streak	First Meeting

MC All-Time Record
492-459-36

Last Meeting
First Meeting

Last Meeting in Stephenville
First Meeting

Last MC Win in Series
First Meeting

2021 SPRING SCHEDULE

OVERALL RECORD: 0-0

GSC:	0-0	Non-Conference:	0-0
Home:	0-0	Away:	0-0

Date	Opponent	Location	Time/Result
Mar. 6	at Tarleton State	Stephenville, Texas	2:00 pm
Mar. 13	at Southern Arkansas&	Magnolia, Ark.	2:00 pm
Mar. 19	Arkansas Tech&	Clinton, Miss.	2:00 pm

& Scrimmage (Not NCAA countable contest)
 * Gulf South Conference Game (HC) Homecoming
 ^ ESPN3/GSC-TV Game of the Week All Times are Central

GAME PREVIEW

The Mississippi College football team will play their lone countable contest of the 2021 spring season when they travel to Stephenville, Texas to face Tarleton State. Kickoff at Memorial Stadium is scheduled for 2:00 p.m.

The Choctaws are led by 6th-year head coach John Bland, who guided MC to a perfect 5-0 record at Robinson-Hale Stadium in 2019, including a 37-13 win over rival Delta State in the season finale. MC scored a pair of defensive touchdowns with Turner Rotenberry taking an interception back to the house and Derric Hawthorn running a fumble back 97 yards for a score. Bland was named GSC Co-Coach of the Year, while seven Choctaws earned All-GSC honors, including returners Jonathan Jones and Bland Cannon.

The COVID-19 pandemic forced the cancellation of the 2020 season, but teams were able to add contests in the spring of 2021, including countable contests, exhibitions and scrimmages. The Choctaws are slated to face Southern Arkansas (Away-Mar. 13) and Arkansas Tech (Home-Mar. 19) this spring. The 2021 schedule has largely been decided with a home opener against Albany State on Thursday, Sep. 2. Conference play starts on Saturday, Sep. 25 against West Alabama.

The Choctaws will have to replace the services of several impact seniors, including the Hawthorn and Rotenberry twins, who each earned all-conference and all-region honors in their time in Clinton. Jaylin Jones returns to lead the offense after rushing for 393 yards and six touchdowns, including a season-high 126 yards and a score in the win over Florida Tech.

Defensively, the Choctaws have several impact players returning, including Jonathan Jones, who tallied 55 tackles with 8.5 tackles for loss and earned Second Team All-GSC honors in 2019. Josh Miller also comes back after recording 51 tackles with an interception, a forced fumble and fumble recovery. Calvin Sims Jr., Fred Walls and Jaylan Woods also come back after big seasons in 2019.

The Texans have already played three games this season, dropping a double-overtime game to McNeese State (40-37) before dominating Division I New Mexico State (43-17). Last week, they fell to Dixie State (26-14), turning the ball over five times. One of their two touchdowns on the day with a 98-yard kickoff return by Kaylon Horton.

Defensively, TSU allowed just 241 total yards and only 54 rushing yards in the win over New Mexico State. Devin Hafford had a team-high seven tackles, while Benjie Franklin returned an interception 53 yards and Donovan Banks picked off a pair of passes.

MC QUICK FACTS

School	Mississippi College
Location	Clinton, MS 39058
Founded	1826
Enrollment	5,201
Nickname	Choctaws
School Colors	Navy Blue and Old Gold
Stadium	Robinson-Hale Stadium
Capacity	8,500
Surface	EnviroMax by EnviroTurf
Affiliation	NCAA Division II
Conference	Gulf South Conference
President	Dr. Blake Thompson
Athletic Director	Mike Jones
Senior Woman's Admin.	Susan Musselwhite
Faculty Athletic Rep.	Dr. Keith Randazzo
School Website	www.mc.edu
Athletics Website	www.gochoctaws.com
Athletics Dept. Phone	601-925-3341

ATHLETIC COMMUNICATIONS

Asst. AD for Athletic Comm.	David Nichols
E-Mail	nichols@mc.edu
Office Phone	601-925-3234
Cell Phone	769-798-7143
SID Fax	601-925-3344
Asst. Sports Info. Director	Kyle Lewis
Asst. E-Mail	klewis1@mc.edu
Director of Digital Media	Shreve Bland
DODM E-Mail	ssbland@mc.edu
SID Mailing Address	200 S. Capitol St. Clinton, MS 39056
Twitter	@ChoctawSports
Football Twitter	@GoChoctaws_FB
Instagram	@ChoctawSports
Football Instagram	@GoChoctawsFB
Facebook	ChoctawSports
YouTube	youtube.com/gochoctaws

MEDIA INFORMATION

INTERVIEW REQUESTS

To request an interview with Coach Bland or any assistant coaches, do so by contacting the SID via email (nichols@mc.edu) or phone (601-925-3234). Coaches are available to the media but not during practice. Once practice is completed, all requests can be filled.

On Choctaw game days, coaches and players are available following a 10-minute cooling-off period. No interviews can be conducted on game days prior to the game.

Phone interviews with players and coaches are also possible by contacting the SID. The best time to request a player or coach for a phone interview is in the morning.

OFFICE OF ATHLETIC COMMUNICATIONS

The Office of Athletic Communications and Sports Information is located in the Moody Adams Field House, adjacent to Robinson-Hale Stadium.

CREDENTIAL REQUESTS

To request a credential or interview, do so by contacting the SID via e-mail (nichols@mc.edu) or by phone at 601-925-3234. Credentials must be requested 24 hours in advance

2021 SCHEDULE

09.02		ALBANY STATE Golden Rams	Clinton, MS Robinson-Hale Stadium	TBA
09.25		WEST ALABAMA Tigers	Clinton, MS Robinson-Hale Stadium	TBA
10.02		NORTH GREENVILLE Crusaders	Tigerville, SC Younts Stadium	TBA
10.09		WEST GEORGIA Wolves	Clinton, MS Robinson-Hale Stadium	TBA
10.16		SHORTER Hawks	Rome, GA Historic Barron Stadium	TBA
10.23		VALDOSTA STATE Blazers	Clinton, MS Robinson-Hale Stadium	TBA
10.30		WEST FLORIDA Argonauts	Clinton, MS Robinson-Hale Stadium	TBA
11.06		DELTA STATE Statesmen	Cleveland, MS McCool Stadium	TBA

ON THIS DATE

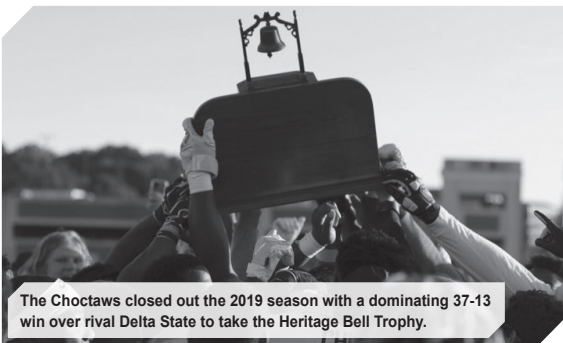
Are you serious? We don't usually play real football games in March. Ready for the normal regular season to start back in the fall of 2021.

HAHAHAHA

FROM THIS STATE

The Choctaws are 70-81-1 all-time against teams from the State of Texas. They were part of the American Southwest Conference, based out of Dallas, and faced seven different schools from the Lone Star State. The last time they faced a team from Texas was in 2015, a 61-6 win over Texas College.

Abilene Christian	1-0	1.000
Austin College	10-9-1	.525
Baylor	0-2	.000
East Texas Baptist	6-10	.375
Hardin-Simmons	4-14	.222
Howard Payne	6-12	.333
Lamar	1-1	.500
Mary Hardin-Baylor	2-14	.125
McMurtry	7-8	.467
Northwood Institute	1-0	1.000
Stephen F. Austin	2-0	1.000
Sul Ross State	15-3	.833
Texas A&M-Kingsville	3-1	.750
Texas College	1-0	1.000
Texas Lutheran	9-7	.563
West Texas State	2-0	1.000
TOTALS (152 Games)	70-81-1	.464



The Choctaws closed out the 2019 season with a dominating 37-13 win over rival Delta State to take the Heritage Bell Trophy.

THE SERIES

This will be the first-ever meeting between Mississippi College and Tarleton State.

LAST 20 GAMES

DATE	LOCATION	SCORE
FIRST MEETING		

LONGEST WINNING STREAK:

MC	First Meeting
TSU	First Meeting

MOST POINT SCORED:

MC	First Meeting
TSU	First Meeting

RECORD AT MC: First Meeting

RECORD AT TSU: First Meeting

PERFECT FIVE

The Choctaws went 5-0 at Robinson-Hale Stadium in 2019, marking the first time they have achieved that feat in a season since going 6-0 at home to start the 1990 campaign. That was the last year MC won the Gulf South Conference championship.

The Choctaws were also over .500 through their first seven games for the first time since 2009 when MC opened the year at 6-1. That year, the Choctaws would win the American South-west Conference championship and advance to the second round of the Division III playoffs.

Senior Jordan Wright was named GSC Offensive Player of the Week after rushing for 127 yards and two touchdowns in the win over Shorter. He became the first Choctaw to take home the league's offensive weekly honor since Donnie Ashley earned the award in 1994.

RUNNING TEAM

The Choctaws ran for over 175 yards in all but one game last season, scored multiple touchdowns on the ground in all but the opener against Division I Alcorn State. The Choctaws scored five rushing touchdowns against North Greenville and had 395 yards vs. Shorter.

NEW COORDINATOR

The Choctaws welcomed Tony Gilbert as the team's defensive coordinatory in 2019, joining the squad in January just prior to spring practice. Gilbert comes to MC after a two-year stint at Stephen F. Austin, following a three-year tenure at Eastern Illinois. His longest run at a program was when he spent eight seasons as the defensive backs coach at Arkansas State (2003-10). He and head coach John Bland coached together at Southern Arkansas in 2000.

2021 SCHEDULE

The season opener against Albany State (Sep. 2) and Gulf South Conference schedule have been posted for 2021. MC opens at home against West Alabama before going to North Greenville and then host West Georgia. They then travel to Shorter before welcoming Valdosta State and West Florida to Clinton in back-to-back weeks. The regular season ends on Nov. 6 against rival Delta state in Cleveland.

WHAT'S NEXT

The Choctaws have a pair of scrimmages this spring, traveling to Magnolia, Ark. to face Southern Arkansas (Mar. 13) before hosting Arkansas Tech (Mar. 19) at Robinson-Hale Stadium. The 2021 schedule is currently slated to being on September 5th when Albany State comes to Clinton.

AFCA TOP 25

FINAL 2019 POLL

School (1st votes)	Rec.	Pts.	Prev.
1 West Florida (31)	13-2	774	20
2 Minnesota St.	14-1	744	4
3 Ferris St. (Mich.)	12-1	705	2
4 Lenoir-Rhyne (N.C.)	13-1	635	6
5 Valdosta St. (Ga.)	10-1	614	1
6 Slippery Rock (Pa.)	13-1	605	8
7 Northwest Missouri St.	12-2	528	10
8 Colorado School of Mines	12-1	501	7
9 Tarleton St. (Texas)	11-1	497	3
10 Notre Dame (Ohio)	12-2	488	13
11 Texas A&M-Commerce	10-3	448	21
12 Colorado St.-Pueblo	11-2	434	9
13 Central Missouri	11-2	409	15
14 Ouachita Baptist (Ark.)	11-1	335	5
15 Harding (Ark.)	10-2	332	12
16 Kutztown (Pa.)	11-2	307	17
17 Indianapolis (Ind.)	9-2	234	14
18 Bowie St. (Md.)	11-1	218	11
19 Wingate (N.C.)	10-2	216	16
20 Carson-Newman (Tenn.)	9-3	205	25
21 Indiana (Pa.)	10-2	171	18
22 Shepherd (W.Va.)	10-3	165	NR
23 Tiffin (Ohio)	9-2	145	19
24 West Chester (Pa.)	9-3	88	22
25 Lindenwood (Mo.)	9-4	77	NR

OTHERS RECEIVING VOTES: No MC Opponents

D2FOOTBALL.COM TOP 25

FINAL 2019 MEDIA POLL

School	Record	Prev.
1 West Florida	13-2	19
2 Minnesota State	14-1	3
3 Ferris State	12-1	2
4 Lenoir-Rhyne	13-1	6
5 Valdosta State	10-1	1
6 Northwest Missouri	12-2	11
7 Texas A&M-Commerce	10-3	20
8 Tarleton State	11-1	5
9 Slippery Rock	13-1	8
10 Colorado School of Mines	12-1	7
11 Notre Dame	12-2	15
12 Central Missouri	11-2	14
13 CSU-Pueblo	10-1	9
14 Harding	10-2	10
15 Ouachita Baptist	11-1	4
16 Kutztown	11-2	18
17 Carson-Newman	9-3	24
18 Wingate	10-2	17
19 Indianapolis	9-2	13
20 Bowie State	11-1	12
21 Shepherd	10-3	25
22 Lindenwood	9-4	NR
23 IUP	10-2	16
24 Tiffin	9-2	21
25 Augustana	9-3	22

EVERYTHING'S BIGGER

The Choctaws were a part of the American Southwest Conference in NCAA Division III from 1997-2013, based out of Dallas, Texas. The majority of the league was based out of the Lone Star State, but the Choctaws have not made the trip to Texas since playing at Division I-FCS Lamar in 2014. Coach John Bland's first season in Clinton.

STARTERS (2019)

QUARTERBACK

Detric Hawthorn (10)

RUNNING BACK

Drew Croegaert (10), Jaylin Jones (3),

Ja'Mori Mark (10), Jordan Wright (7)

WIDE RECEIVER

Rondell Cole (1), Cole Rotenberry (10),

Moregan Sharp (9)

OFFENSIVE LINE

Cordell Birge (9), Blane Cannon (8),

Jack Chavis (7), Donald Kinchen (1),

Randan Knight (10), Tahara Thornton (10),

Matt Toles (3), Tyler Walker (2)

DEFENSIVE LINE

Dalton Frederick (3), Gavin Greene (6)

William Sterling (10), Fred Walls (10),

Michael Washington Jr. (3)

LINEBACKER

Jalean Brown (5), Quentin Frazier (3),

Jonathan Jones (10), Ethan Owens (4),

Jaylan Woods (8)

CORNERBACK

Branden Pete (2), Elijah Rogers (10),

Calvin Sims Jr. (7), Justin Jackson (1)

SAFETY

Derric Hawthorn (10), Josh Miller (7),

Turner Rotenberry (10), Calvin Sims Jr. (3)

RED ZONE SUCCESS

The Choctaws had the ball inside the opponents' 20-yard line 32 times this season and come away with points on 30 occasions, converting at a clip of 94%, which leads the GSC and ranks 10th nationally. They have also scored 25 touchdowns when they get close to the opponents' end zone which comes out to 78%. In the wins over North Greenville and Florida Tech, MC went into the red zone five times in each game, scoring touchdowns on nine drives.

BIG PLAY ABILITY

The Choctaws scored 12 touchdowns of more than 20 yards this season, including four against Shorter (Oct. 26). Ja'Mori Mark opened things with a 29-yard scoring run, followed by touchdown runs of 30 and 20 yards from Jordan Wright. Cole Rotenberry capped off the day with a 92-yard kickoff return score, the first return score for the Choctaws since 2016 (Marcel Newson).

DIVISION I CONNECTION

As the Choctaws have made the transition from Division III to Division II and the Gulf South Conference, the talent has also taken a step forward, including the addition of several student-athletes coming from the Division I ranks. Here's a look at the schools represented on the 2021 roster.

Air Force - Cole Fagan

Austin Peay - Calvin Sims Jr.

Houston Baptist - Gavin Franklin

Kennesaw State - Jack Chavis

Louisiana - Cody Myers

Memphis - Fred Walls

Purdue - TJ Jallow

South Alabama - Joshua Gillard, Jordan Mims

Southern Miss - Gavin Greene, Jonathan Jones

Stephen F. Austin - Tony Gilbert Jr., Zadok Esters

MACJC TRANSFERS

Outside of the high school and Division I ranks, the Choctaws also rely heavily on the Mississippi Junior College system, and here's a breakdown of the JUCC standouts by school:

Coahoma CC - Jaylin Jones, Fred Wash

East Central CC - Carrington Davis

East MS CC - Josh Miller, Josh Smith,

Matt Toles

Holmes CC - Roger Daniels, Tytus Heard, Sam Ingram

MS Delta CC - Jaylan Woods

MS Gulf Coast CC - Randan Knight

Pearl River CC - Cade Barrett

Southwest MS CC - Detric Smith

GSC-TV / ESPN 3

The Gulf South Conference Game of the Week package returned for its 15th season with a 10-game slate featured exclusively on ESPN3 and ESPN+ through the ESPN app.

ESPN will serve as the exclusive carrier of the league's package for the sixth straight season.

"The Gulf South Conference maintains the longest running game of the week programming in Division II with this renewal with ESPN," said GSC Commissioner Matt Wilson. "The digital platforms that ESPN provides will place the best football in Division II alongside other great games across the country each week. We are excited to collaborate with the premier sports media organization in the college market."

SCHEDULE

09.14 West Florida at Shorter

09.21 Florida Tech at Delta State

09.28 Valdosta State at Shorter

10.05 North Greenville at West Alabama

10.12 West Georgia at North Greenville

10.19 West Alabama at Delta State

10.26 West Florida at Florida Tech

11.02 Mississippi College at West Georgia

11.09 Mississippi College West Alabama

11.16 Valdosta State at West Georgia

GSC PRESEASON

The Gulf South Conference football coaches will select the preseason all-conference selections and preseason poll prior to the fall 2021 season.

2021 FOOTBALL PRESEASON POLL

School	Total Points	2019 Record
--------	--------------	-------------

TBA

NOTES: TBA

2021 FOOTBALL PRESEASON ALL-GSC

TBA

STATISTICS COMPARISON

MC (2019)	OPPONENT	CATEGORY	TSU	OPPONENT
26.2	27.5	Scoring	31.3	27.7
17.5	18.9	First Downs/Gm	23.7	21.0
223.4	166.0	Rushing Yards/Gm	225.3	126.3
25	19	Rushing TD's	7	4
73.8	204.0	Passing Yards/Gm	202.7	235.7
6	18	Passing TD's	3	5
297.2	370.0	Total Offense/Gm	428.0	362.0
21.9	21.2	Kick Return Avg.	30.1	24.8
7.5	9.7	Punt Return Avg.	5.5	6.5
20-9	22-13	Fumbles-Lost	5-5	4-3
48-48.1	69-65.4	Penalties-Yards/Gm	23-82.0	25-92.3
44-32.1	28-35.5	Net Punt Avg.	16-33.3	18-37.4
32:35	27:25	Time of Possession	30:09	28:54
39-116 (34%)	66-127 (52%)	3rd Down Pct.	19-49 (39%)	19-47 (40%)
13-19 (68%)	6-16 (38%)	4th Down Pct.	1-4 (25%)	1-4 (25%)
9-75	9-60	Sacks-Yards	5-26	6-34
36	37	Touchdowns Scored	11	10
5-9	6-13	Field Goals-Attempts	5-8	5-6
30-32 (94%)	27-34 (79%)	Red Zone Scores	9-11 (82%)	10-12 (83%)
25-32 (78%)	22-34 (65%)	Red Zone Touchdowns	6-11 (55%)	6-12 (50%)

INDIVIDUAL STATISTICS

MISSISSIPPI COLLEGE (2019)

Rushing	Att-Yds	Avg	TD	Lg	Y/Gm
Dt. Hawthorn	155-586	3.8	9	27	58.6
J. Wright	109-464	4.3	5	30	51.6
*Ja. Jones	76-393	5.2	6	27	43.7
J. Mark	52-363	7.0	4	38	36.3

Passing	C-Att	Pct.	Yds	Lg	TD/I
Dt. Hawthorn	31-83	37.4	635	71	4/1
*Smith-Moore	3-4	75.0	68	44	1/0

Receiving	Rec-Yds	Av	TD	Lg	Y/Gm
C. Rotenberry	16-309	19.3	3	66	30.9
M. Sharp	6-144	24.0	1	71	16.0
D. Croegaert	4-67	16.7	1	28	6.7

Field Goals	Made-Att	Pct.	Long	Bkld
D. McCarter	3-7	42.9	34	0
B. McGaha-Potter	2-2	100.0	28	0

Punting	No.-Yds	Avg	Lg	I20	50+
D. McCarter	43-1642	38.2	61	13	3

Punt Returns	No.-Yds	Avg	TD	Lg
C. Rotenberry	8-22	2.8	0	16

Kick Returns	No.-Yds	Avg	TD	Lg
C. Rotenberry	14-399	28.5	1	92
J. Mark	9-157	17.4	0	31

Scoring	TD	FG	PAT	Saf	Pts
Dt. Hawthorn	9	--	--	--	54
*Ja. Jones	6	--	--	--	36
J. Wright	5	--	--	--	30
D. McCarter	--	3-7	18-22	--	27

Defense	UT-AT	TT	TFL	Other
Dr. Hawthorn	45-14	59	2.0	2 INT, 1 FR
*Jo. Jones	40-15	55	8.5	2 PBU, 2 FR
J. Miller	29-22	51	2.5	1 INT, 1 FR

TARLETON STATE

Rushing	Att-Yds	Avg	TD	Lg	Y/Gm
R. Skinner	62-302	4.9	2	22	100.7
C. Burston	8-124	15.5	2	70	41.3
B. Bridges	16-118	7.4	2	27	59.0

Passing	C-Att	Pct.	Yds	Lg	TD/I
C. Burston	21-50	42.0	313	86	2/2
S. Duncan	32-57	56.1	295	34	1/0

Receiving	Rec-Yds	Avg	TD	Lg	Y/Gm
G. Douglas	9-215	23.9	2	86	71.7
T. Bitson	9-120	13.3	1	34	60.0
D. Robertson	17-116	6.8	0	20	38.7
J. Thomas	8-84	10.5	0	22	28.0
A. Ware	7-57	8.1	0	22	19.0

Field Goals	Made-Att	Pct.	Long	Bkld
A. Guzman	5-8	62.5	45	0

Punting	No.-Yds	Avg	Lg	I20	50+
J. Walrath	16-605	37.8	55	3	2

Punt Returns	No.-Yds	Avg	TD	Lg
K. Horton	6-33	5.5	0	25

Kick Returns	No.-Yds	Avg	TD	Lg
K. Horton	9-271	30.1	1	93

Scoring	TD	FG	PAT	Saf	Pts
A. Guzman	--	5-8	1-1	--	16
B. Bridges	2	--	--	--	12
C. Burston	2	--	--	--	12
G. Douglas	2	--	--	--	12
R. Skinner	2	--	--	--	12

Defense	UT-AT	TT	TFL	Other
D. Harris	7-16	23	1.5	1 FR, 4 QBH
J. Wells	5-13	18	2.5	1.0 Sack
D. Banks	5-2	7	--	2 INT, 1 PBU

GSC STATISTICS

SCORING

School	TD	FG	Pts	Avg
Valdosta State	58	8	428	38.9
West Florida	73	12	548	36.5
West Alabama	43	7	323	29.4
Mississippi College	36	5	262	26.2
Florida Tech	37	8	279	25.4
West Georgia	35	10	275	25.0
Delta State	26	15	228	22.8
North Greenville	21	8	170	17.0
Shorter	19	8	154	14.0

SCORING DEFENSE

School	TD	FG	Pts	Avg
Valdosta State	26	8	204	18.5
West Florida	37	11	295	19.7
North Greenville	30	6	224	22.4
West Alabama	31	12	247	22.5
Delta State	30	6	227	22.7
Florida Tech	35	13	280	25.5
West Georgia	38	9	293	26.6
Mississippi College	37	6	275	27.5
Shorter	51	8	384	34.9

TOTAL OFFENSE YARDS

School	Rush	Pass	Total	Avg
Valdosta State	2862	2871	5733	521.2
West Florida	1966	4218	6184	412.3
West Alabama	1520	2990	4510	410.0
Florida Tech	1710	2637	4347	395.2
West Georgia	1626	2713	4339	394.5
Delta State	1975	1599	3574	357.4
North Greenville	1529	1481	3010	301.0
Mississippi College	2234	2338	2972	297.2
Shorter	962	1823	2785	253.2

TOTAL DEFENSE YARDS

School	Rush	Pass	Total	Avg
Delta State	1220	1872	3092	309.2
Valdosta State	1368	2058	3426	311.5
West Florida	2500	2830	5330	355.3
West Georgia	2185	1739	3924	356.7
North Greenville	1408	2170	3578	357.8
Florida Tech	2030	1909	3939	358.1
Mississippi College	1660	2040	3700	370.0
West Alabama	1720	2503	4223	383.9
Shorter	2450	2546	4996	454.2

RUSHING YARDS

School	Att	Yds	TD	Avg/G
Valdosta State	421	2862	35	260.2
Mississippi College	499	2234	25	223.4
Delta State	427	1975	16	197.5
Florida Tech	403	1710	18	155.5
North Greenville	413	1529	4	152.9
West Georgia	372	1626	17	147.8
West Alabama	356	1520	22	138.2
West Florida	515	1966	29	131.1
Shorter	331	962	9	87.5

PASSING EFFICIENCY

School	Comp%	Yds	TD	EFFIC
Valdosta State	69.8	2871	22	161.6
West Florida	56.7	4218	41	148.4
Florida Tech	58.9	2637	17	141.0
West Alabama	59.7	2990	21	130.7
Mississippi College	39.6	2338	6	125.0
West Georgia	57.9	2713	16	122.0
Delta State	64.0	1599	7	109.5
North Greenville	46.5	1481	13	108.3
Shorter	57.5	1823	10	108.3



JOHN BLAND

HEAD COACH

6TH SEASON AT MISSISSIPPI COLLEGE UNIVERSITY OF ARKANSAS (1989)

In 2019, the Choctaws went a perfect 5-0 at Robinson-Hale Stadium and Bland was named the Gulf South Conference Coach of the Year. After a season-opening loss to Division I-FCS Alcorn State, the Choctaws won the next two, including a 39-27 GSC win over North Greenville. One of their more impressive efforts of the season came in an overtime loss (27-21) to eventual national champion West Florida in Pensacola. The pinnacle of the season, however, came in the finale when the Choctaws dominated in-state rival Delta State and took home the Heritage Bell Trophy with a 37-13 victory. Derric Hawthorn earned All-American and All-Region honors, while seven Choctaws earned All-GSC accolades.

The 2018 season saw the Choctaws get off to a fast start with a pair of wins over Clark Atlanta and Southwest Baptist. The season-opening win over the Panthers saw Elijah Rogers pick off a pass in the final minutes to seal a 31-30 victory. MC thoroughly dominated SBU to the tune of a 34-9 victory. The Choctaws then went into the teeth of a tough Gulf South Conference schedule and came away with a 37-24 victory over Shorter to wrap up the year at 3-7. The offense saw an uptick in 2018, improving their scoring (25.1 ppg) by over 10 points and total yardage (363.9 ypg) by nearly 100 yards. Quarterback Detric Hawthorn was a First Team All-GSC selection, while offensive lineman Cordell Birge and running back Tiberias Lampkin earned Second Team honors. Senior Lawrence Guyot became the 5th player in school history to earn CoSIDA Academic All-American honors.

The 2016 Choctaws opened the season with a 28-16 win over Point University and improved to 2-2 with a last-second, 27-26 victory over Cumberland (TN) on September 24th. MC also collected their first Gulf South Conference victory since 1995 in a 32-0 shutout against Shorter. Senior wide receiver Marcel Newson was named an AFCA All-American and also earned All-GSC honors as a receiver and kick returner.

In 2015, the Choctaws took a big step forward, dropping their scoring differential from 27 points in 2014 to just seven points in 2015. MC opened the season with a 61-6 victory over Texas College and moved to 2-1 with a 42-21 victory over cross-town rival Belhaven on September 19th. Seven Choctaws earned All-NCCAA honors, led by wide receiver Marcel Newson, who was a finalist for the C Spire Conerly Trophy, recognizing the top four-year college football player in the State of Mississippi.

Bland came to Mississippi College after an eight-year career at the University of the Cumberlands in Williamsburg, Ky. There, he went 70-21 with five Mid-South Conference championships ('07, '08, '09, '10, '13). He was also named MSC Coach of the Year five times, while having 103 players earn all-conference selections in his tenure.

In 2013, the Patriots went 13-1 and advanced to the NAIA national championship game after being ranked #1 in the country for the final two weeks of the season. Cumberlands spent most of the season ranked as the #1 or #2 team in all of NAIA. The Patriots had one of the top offenses in the nation, leading all of NAIA in rushing offense (4,978 yards), rushing offense per game (355.6 ypg) and scoring (616 points). Cumberlands also led the nation in third-down conversion percentage (53.2%).

Prior to his time at Cumberlands, Bland spent five seasons as the quarterbacks coach at Rice University in Houston, Texas. In 2001, the Owls went 8-4, gaining the most wins at the school since the 1953 season. Rice ranked sixth in the nation in rushing in 2002, second in 2003 and led the country in 2004. The Owls' quarterbacks accounted for one-third of the team's rushing totals during that time and in 2003, his signal-caller was the first in school history to rush and pass for 2,000 yards in a career.

Before his five seasons at Rice, Bland coached at Division II Southern Arkansas University for seven years. He was an assistant coach from 1994-99 and was promoted to the head coach for the 2000 season. While with the Mulriders, the offense broke several school and conference records and led the Gulf South Conference in scoring in 1998 and 1999. In 1997, SAU won the GSC and were ranked 10th in the country.

Prior to his time at Southern Arkansas, Bland served as an assistant coach at Central High School in Columbia, Tenn. He was a graduate assistant under Pat Dye at Auburn University and served as a student assistant at the University of Arkansas following his playing career.

Bland was a four-year letterman at the University of Arkansas as a quarterback. While in Fayetteville, the Razorbacks went to four straight bowl games, making appearances in the Holiday, Liberty, Orange and Cotton Bowls. He was named a permanent captain for the 1988 Southwest Conference Champions that compete in the Cotton Bowl.

Coach Bland holds a master's degree in Kinesiology from Auburn University and a bachelor's degree, also in Kinesiology, from the University of Arkansas. Originally from Knoxville, Tennessee, Bland is a graduate of Farragut High School where he was an All-State recipient playing at the quarterback and defensive back positions.

Coach Bland and his wife, Candis, have three children, Shreve, Jade, and Bo.

COACHING CAREER

YEAR	SCHOOL	POSITION
1989-90	University of Arkansas	Student Assistant
1991-92	Auburn University	Graduate Assistant
1992-93	Central HS (Columbia, TN)	Assistant Coach
1994-99	Southern Arkansas Univ.	Assistant Coach
2000	Southern Arkansas Univ.	Head Coach
2001-05	Rice University	Assistant Coach
2006-13	Univ. of the Cumberlands (KY)	Head Coach
2014-	Mississippi College	Head Coach

HEAD COACHING RECORD

YEAR	SCHOOL	RECORD	NOTES
2000	Southern Arkansas	5-5	6th in GSC
2006	Cumberlands (KY)	6-4	T-2nd MSC East
2007	Cumberlands (KY)	8-3	1st MSC East, NAIA 1st Rd
2008	Cumberlands (KY)	10-2	1st MSC East, NAIA 2nd Rd
2009	Cumberlands (KY)	9-2	1st MSC East, NAIA 1st Rd
2010	Cumberlands (KY)	7-4	1st MSC West, NAIA 1st Rd
2011	Cumberlands (KY)	7-3	T-2nd MSC West
2012	Cumberlands (KY)	10-2	2nd MSC East, NAIA 2nd Rd
2013	Cumberlands (KY)	13-1	1st MSC East, NAIA Runner-Up
2014	Mississippi College	1-9	1st Year Back in Division II
2015	Mississippi College	2-8	---
2016	Mississippi College	3-7	Full members of D-II and GSC
2017	Mississippi College	1-9	---
2018	Mississippi College	3-7	---
2019	Mississippi College	5-5	Heritage Bell Champions
TOTAL	15th Season	90-71 (.559)	5 Conference Titles 6 NAIA Tournament Appearances

FOOTBALL COACHING STAFF



TONY GILBERT
Defensive Coordinator



TOMMY LAURENDINE
Offensive Coordinator



PAUL RASMUSSEN
Linebackers



TONY SAVINO
Offensive Line



CHARLES WATSON JR.
Defensive Line



EDGAR WEISER
Wide Receivers



MIGUEL BLACK
Graduate Assistant



JERMAINE JONES
Graduate Assistant



JOSH PARKER
Graduate Assistant



ALEX HOWARTH
Student Assistant



TYLER OPDYKE
Student Assistant

ATHLETIC TRAINING



MATT VERRET
Asst. AD Sports Medicine



ALICIATHORNBURG
Asst. Athletic Trainer



JACOB HARDY
Asst. Athletic Trainer



GARRETT HANSEN
Graduate Assistant



ALICIA MURCH
Graduate Assistant



ASHLEY SIMMONS
Graduate Assistant

SPORTS PERFORMANCE




MICHAELSHUMAKER
Asst. AD Sports Performance



MARCUSMAKOVICKA
Assistant Strength Coach



BRIAN KING
Graduate Assistant



SUPPORT STAFF



ELIJAH MCDANIEL
Equipment Manager



DAVID NICHOLS
Asst. AD Athletic Comm.



GRADY TURMAN
Head of Transportation

MISSISSIPPI COLLEGE ROSTER VS. TARLETON STATE

NO.	NAME	POS.	HT.	WT.	CL.	HOMETOWN / PREVIOUS SCHOOL
1	T.J. Jallow	DB	6-1	185	Sr.	Memphis, Tenn. / Purdue
2	Devin Henderson	QB	6-0	205	Jr.	Houston, Texas / Navarro College
2	Fred Walls	DL	6-2	230	R-Sr.	Olive Branch, Miss. / Memphis
3	Jalen Henderson	RB	5-11	205	So.	Hoover, Ala. / Spain Park HS
3	Jordan Mims	DB	6-0	190	Sr.	Gautier, Miss. / South Alabama
4	Calvin Sims Jr.	DB	5-11	180	Jr.	Chattanooga, Tenn. / Austin Peay
5	Marcus Williams	RB	5-10	190	Fr.	White Castle, La. / White Castle HS
6	Jaylin Jones	RB	5-10	200	Sr.	Louin, Miss. / Coahoma CC
6	Dezmon Wallace	LB	6-2	220	Fr.	Lexington, Tenn. / Univ. School of Jackson
7	DeAnte' Smith-Moore	QB	5-9	180	So.	Cincinnati, Ohio / Colerain HS
8	Josh Miller	DB	5-10	190	Sr.	Kokomo, Miss. / East MS CC
9	Braxton Hall	DB	5-11	180	R-Fr.	Hoover, Ala. / Spain Park HS
10	Tytus Heard	QB	6-0	183	Jr.	Saltillo, Miss. / Holmes CC
11	Joshua Hernandez	QB	5-10	165	R-So.	Whittier, Calif. / Whittier HS
12	Stephen Smith	WR	6-3	205	R-So.	Shreveport, La. / Captain Shreve HS
13	Ridge Futral	LB	6-0	205	So.	Madison, Miss. / Madison-Ridgeland Aca.
14	Kobe Graves	DB	6-2	185	R-So.	Tuscaloosa, Ala. / Minor HS
14	Jance Riley	P/K	6-0	160	R-Fr.	Clinton, Miss. / Central Hinds Aca.
15	Jacob Stephens	DB	5-11	170	Fr.	Princeton, La. / Haughton HS
15	Tavionne Stigger	WR	6-2	200	R-Fr.	Ashland, Miss. / Ashland HS
16	Leonta Jones	WR	6-3	198	Fr.	Anniston, Ala. / Saks HS
17	Ian Thies	RB	5-10	190	So.	Huntsville, Ala. / Westminster Christian
18	Kevin Diaz	WR	6-4	230	So.	Houston, Miss. / Houston HS
19	Rodney White	DB	5-11	192	Fr.	Clinton, La. / East Feliciana HS
20	Jaylan Hassell	DB	5-10	170	Jr.	Olive Branch, Miss. / Olive Branch HS
21	Nick Grady	DB	5-11	185	R-So.	Shucktown, Miss. / West Lauderdale HS
22	Zahn Diaz	RB	5-9	188	Fr.	Mandeville, La. / Mandeville HS
23	Ryan Broussard	DB	6-0	195	R-So.	Lafayette, La. / North Vermilion HS
24	David Brown IV	DB	6-0	175	R-Fr.	Shreveport, La. / Captain Shreve HS
25	Zadok Esters	DB	6-0	195	Jr.	Mansfield, Texas / Stephen F. Austin
26	Sam Wilder	RB	5-7	175	R-Fr.	Camden, Miss. / Leake Aca.
27	Johnathon Cobb Jr.	RB	5-8	170	R-Fr.	Anniston, Ala. / Saks HS
28	Derius Hopkins	LB	5-9	225	R-Fr.	Louisville, Miss. / Louisville HS
29	Chris Hector	LB	6-0	210	R-Fr.	Birmingham, Ala. / Thompson HS
30	Christopher Colebank	RB	5-9	200	R-Fr.	Germantown, Tenn. / Houston HS
31	Chase Rush	LB	6-0	205	Fr.	Jackson, Miss. / Jackson Aca.
32	Jarius Pruitt	DL	6-1	230	Fr.	Daphne, Ala. / Daphne HS
33	Jonathan Jones	LB	6-1	230	Sr.	Charleston, Miss. / Southern Miss
34	Cole Fagan	RB	6-0	230	Jr.	Dunnellon, Fla. / Air Force
37	Grant Watts	DB	5-10	178	Fr.	Brusly, La. / Brusly HS
38	Grant Collins	RB	6-0	190	R-Fr.	Devine, Texas / Devine HS

MISSISSIPPI COLLEGE ROSTER VS. TARLETON STATE

NO.	NAME	POS.	HT.	WT.	CL.	HOMETOWN / PREVIOUS SCHOOL
40	Dylan George	RB	5-8	175	Fr.	Katy, Texas / Katy HS
42	Jaylan Woods	LB	6-0	230	Sr.	Greenville, Miss. / MS Delta CC
44	Wes Jefferies	DL	6-5	300	Jr.	East Spencer, N.C. / Minnesota Crookston
45	MarQuez Grace	DL	6-2	285	Fr.	Meridian, Miss. / Meridian HS
48	Jason Betz	LB	6-0	230	R-Fr.	Fayetteville, Tenn. / Lincoln County HS
51	Matt Toles	OL	6-0	305	Sr.	Oxford, Miss. / East MS CC
52	Carrington Davis	OL	6-0	275	Jr.	Morton, Miss. / East Central CC
53	Gavin Franklin	DL	6-1	260	Jr.	Oak Ridge, Texas / Houston Baptist
54	Brady Faessel	OL	6-3	304	R-Fr.	Mobile, Ala. / Mary G. Montgomery HS
55	Drew McClellan	OL	6-2	270	R-Fr.	Foley, Ala. / Foley HS
56	Justin Hollins	DL	6-0	275	Fr.	Baton Rouge, La. / East Iberville HS
62	Doug Schuler	OL	6-5	275	R-Fr.	Abita Springs, La. / Fontainebleau HS
64	Levi Lott	OL	6-1	280	Fr.	Water Valley, Miss. / Lafayette County HS
65	Jack Chavis	OL	6-2	280	Sr.	New Hebron, Miss. / Kennesaw State
68	Blane Cannon	OL	6-2	265	Jr.	Fayetteville, Tenn. / Lincoln County HS
73	Tahara Thornton	OL	6-0	300	R-Sr.	Mobile, Ala. / Mary G. Montgomery HS
74	Dedric Smith	OL	6-2	240	Jr.	Brookhaven, Miss. / Southwest MS CC
75	Garrett Franklin	OL	6-1	290	R-Fr.	Picayune, Miss. / Picayune Memorial HS
78	Cortez Parker	OL	6-0	310	R-Jr.	Brandon, Miss. / Puckett HS
80	Sam Ingram	TE	6-1	270	Sr.	Madison, Miss. / Holmes CC
85	Cody Myers	LS	6-2	238	Jr.	Pelahatchie, Miss. / Louisiana
90	DeShawn Washington	DL	6-3	285	Jr.	Nederland, Texas / Texas A&M
91	Hunter Youngblood	DL	6-7	245	R-Fr.	Lacey's Spring, Ala. / A.P. Brewer HS
97	Gavin Greene	DL	6-1	248	Sr.	Destin, Fla. / Southern Miss
99	Tony Gilbert II	DL	6-2	270	Jr.	Clinton, Miss. / Stephen F. Austin

MISSISSIPPI COLLEGE COACHING STAFF

Head Coach	John Bland (6th Year) University of Arkansas (1989)
Career Record	90-71 (14th Season)
MC Record	15-45 (6th Season)

Assistant Coach	Tony Gilbert (Defensive Coordinator)	Student Assistant	Alex Howarth
Assistant Coach	Tommy Laurendine (Offensive Coordinator)	Student Assistant	Tyler Opdyke
Assistant Coach	Paul Rasmussen (Linebackers)	Athletic Trainer	Matt Verret
Assistant Coach	Tony Savino (Offensive Line)	Athletic Trainer	Jacob Hardy
Assistant Coach	Charles Watson Jr. (Defensive Line)	Athletic Trainer	Alicia Murch
Assistant Coach	Edgar Weiser (Wide Receivers/Special Teams)	Equipment Coordinator	Elijah McDaniel
Graduate Assistant	Miguel Black (Running Backs)	Strength & Conditioning	Michael Shumaker
Graduate Assistant	Jermaine Jones (Defensive Line)	Athletic Communications	David Nichols
Graduate Assistant	Josh Parker (Offensive Line)		

MISSISSIPPI COLLEGE DEPTH CHART VS. TARLETON STATE

OFFENSE

QUARTERBACK

7	DeAnte' Smith-Moore	5'9	180	So.
10	Tytus Heard	6'0	183	Sr.
2	Devin Henderson	6'0	205	Jr.

A-BACK

5	Marcus Williams	5'10	190	Fr.
27	Jonathan Cobb III	5'8	170	R-Fr.

B-BACK

34	Cole Fagan	6'0	230	Jr.
6	Jaylin Jones	5'10	200	Sr.

C-BACK

26	Sam Wilder	5'7	175	R-Fr.
22	Zahn Diaz	5'9	188	Fr.

WIDE RECEIVER

18	Kevin Diaz	6'4	230	So.
16	Leonta Jones	6'3	198	Fr.

WIDE RECEIVER

12	Stephen Smith	6'3	205	R-So.
15	Tavionne Stigger	6'2	200	R-Fr.

LEFT TACKLE

68	Blane Cannon	6'2	265	Jr.
54	Brady Faessel	6'3	304	R-Fr.

LEFT GUARD

65	Jack Chavis	6'2	280	Sr.
78	Cortez Parker	6'0	310	R-Jr.

CENTER

73	Tahara Thornton	6'0	300	R-Sr.
52	Carrington Davis	6'0	275	Jr.

RIGHT GUARD

51	Matt Toles	6'0	305	Sr.
75	Garrett Franklin	6'1	290	R-Fr.

RIGHT TACKLE

74	Dedric Smith	6'2	240	Jr.
55	Drew McClellan	6'2	270	R-Fr.

DEFENSE

DEFENSIVE END

2	Fred Walls	6'2	230	R-Sr.
90	DeShawn Wasington	6'3	285	Jr.

NOSE GUARD

44	Wes Jefferies	6'5	300	Jr.
45	Marquez Grace	6'2	285	Fr.

DEFENSIVE END

97	Gavin Greene	6'1	248	Sr.
99	Tony Gilbert Jr.	6'2	270	Jr.

SAM LINEBACKER

13	Ridge Futral	6'0	205	So.
31	Chase Rush	6'0	205	Fr.

MIKE LINEBACKER

42	Jaylan Woods	6'0	230	Sr.
48	Jason Betz	6'0	230	R-Fr.

WILL LINEBACKER

33	Jonathan Jones	6'1	230	Sr.
29	Chris Hector	6'0	210	R-Fr.

CORNERBACK

3	Jordan Mims	6'0	190	Sr.
14	Kobe Graves	6'2	185	R-So.

CORNERBACK

1	T.J. Jallow	6'1	185	Sr.
4	Calvin Sims Jr.	5'11	180	Jr.

STAR

9	Braxton Hall	5'11	180	R-Fr.
20	Jaylan Hassell	5'10	170	Jr.

JACK

21	Nick Grady	5'11	185	R-So.
25	Zadok Esters	6'0	195	Jr.

TIGER

8	Josh Miller	5'10	190	Sr.
23	Ryan Broussard	6'0	195	R-So.

SPECIAL TEAMS

PLACEKICKER / PUNTER

14	Jance Riley	6'0	160	R-Fr.
18	Keivn Diaz	6'4	230	So.

PUNT RETURNS

26	Sam Wilder	5'7	175	R-Fr.
23	Ryan Broussard	6'0	195	R-So.

KICK RETURNS

26	Sam Wilder	5'7	175	R-Fr.
40	Dylan George	5'8	175	Fr.

LONG SNAPPER

85	Cody Myers	6'2	238	Jr.
----	------------	-----	-----	-----

MISSISSIPPI COLLEGE PRONUNCIATION GUIDE

7 -- DeAnte' Smith-Moore	dee-AHN-tay
13 -- Ridge Futral	FEW-trull
15 -- Tavionne Stigger	TAY-vee-awn

16 -- Leonta Jones	lee-AHN-tay
17 -- Ian Thies	THESE
25 -- Zadok Esters	ZAY-dock

54 -- Brady Faessel	FAH-sell
77 -- Tahara Thornton	tuh-HAR-uh

MISSISSIPPI COLLEGE INDIVIDUAL STATISTICS (2019)

RUSHING	GP	Att	Gain	Loss	Net	Avg	TD	Long	Avg/G
Detric Hawthorn	10	155	742	156	586	3.8	9	27	58.6
Jordan Wright	9	109	480	16	464	4.3	5	30	51.6
*Jaylin Jones	9	76	397	4	393	5.2	6	27	43.7
Ja'Mori Mark	10	52	376	13	363	7.0	4	38	36.3
Drew Croegaert	10	31	192	17	175	5.6	1	16	17.5
Quentin Young	5	12	81	5	76	6.3	0	34	15.2
Darius Leggett	7	8	49	0	49	6.1	0	16	7.0
*DeAnte' Smith-Moore	5	18	56	13	43	2.4	0	10	8.6
*Jalen Henderson	6	11	34	4	30	2.7	0	6	5.0
Cole Rotenberry	10	2	21	0	21	10.5	0	19	2.1
Chase Hughes	9	6	17	0	17	2.8	0	8	1.9
Aaron Feazelle	9	3	15	0	15	5.0	0	10	1.7
Logan Brooks	8	4	6	0	6	1.5	0	3	0.8
Parker Davis	5	1	3	0	3	3.0	0	3	0.6
Brantan Barnett	7	4	6	4	2	0.5	0	4	0.3
TOTAL	10	499	2476	242	2234	4.5	25	38	223.4
OPPONENTS	10	357	1836	176	1660	4.6	19	68	166.0

PASSING	GP	Effic	Cmp-Att-Int	Pct	Yds	TD	Long	Avg/G
Detric Hawthorn	10	115.1	31-83-1	37.3	635	4	71	63.5
*DeAnte' Smith-Moore	5	300.3	3-4-0	75.0	68	1	44	13.6
Aaron Feazelle	9	47.9	1-3-1	33.3	29	0	29	3.2
Ja'Mori Mark	10	480.4	1-1-0	100.0	6	1	6	0.6
TOTAL	10	125.0	36-91-2	39.6	738	6	71	73.8
OPPONENTS	10	146.8	176-269-6	65.4	2040	18	66	204.0

RECEIVING	GP	Rec	Yds	Avg	TD	Long	Avg/G
Cole Rotenberry	10	16	309	19.3	3	66	30.9
Moregan Sharp	9	6	144	24.0	1	71	16.0
Drew Croegaert	10	4	67	16.8	1	28	6.7
Orlando Doss	10	3	106	35.3	0	46	10.6
Ja'Mori Mark	10	3	53	17.7	0	31	5.3
Rondell Cole	10	2	49	24.5	1	39	4.9
Jordan Wright	9	1	6	6.0	0	6	0.7
*Jaylin Jones	9	1	4	4.0	0	4	0.4
TOTAL	10	36	738	20.5	6	71	73.8
OPPONENTS	10	176	2040	11.6	18	66	204.0

SCORING	TD	FG	Kick	Rush	Rcv	Pass	Saf	DXP	Pts
Detric Hawthorn	9	0-0	0-0	0-1	0	0-0	0	0	54
*Jaylin Jones	6	0-0	0-0	0-0	0	0-0	0	0	36
Jordan Wright	5	0-0	0-0	0-0	0	0-0	0	0	30
Drake McCarter	0	3-7	18-22	0-0	0	0-0	0	0	27
Ja'Mori Mark	4	0-0	0-0	0-0	0	0-0	0	0	24
Cole Rotenberry	4	0-0	0-0	0-0	0	1-1	0	0	24
Derric Hawthorn	3	0-0	0-0	0-0	0	0-0	0	0	18
Bailey McGaha-Potter	0	2-2	9-11	0-0	0	0-0	0	0	15
Drew Croegaert	2	0-0	0-0	0-0	0	0-0	0	0	12
Turner Rotenberry	1	0-0	0-0	0-0	0	0-0	0	0	6
Moregan Sharp	1	0-0	0-0	0-0	0	0-0	0	0	6
Rondell Cole	1	0-0	0-0	0-0	0	0-0	0	0	6
Aaron Feazelle	0	0-0	0-0	1-1	1	0-0	0	0	4
TOTAL	36	5-9	27-33	1-2	1	1-1	0	0	262
OPPONENTS	37	6-13	35-35	0-0	0	0-1	0	0	275

PUNT RET.	No.	Yds	Avg	TD	Long
Cole Rotenberry	8	22	2.8	0	16
Turner Rotenberry	2	53	26.5	0	53
TOTAL	10	75	7.5	0	53
OPPONENTS	24	232	9.7	0	49

KICK RET.	No.	Yds	Avg	TD	Long
Cole Rotenberry	14	399	28.5	1	92
Ja'Mori Mark	9	157	17.4	0	31
Drew Croegaert	2	31	15.5	0	20
Brantan Barnett	2	33	16.5	0	20
Quentin Young	1	13	13.0	0	13
Chase Hughes	1	3	3.0	0	3
TOTAL	29	636	21.9	1	92
OPPONENTS	38	805	21.2	0	38

INTERCEPTIONS	No.	Yds	Avg	TD	Long
Turner Rotenberry	2	33	16.5	1	33
Derric Hawthorn	2	121	60.5	2	65
*Josh Miller	1	28	28.0	0	28
*Calvin Sims Jr.	1	0	0.0	0	0
TOTAL	6	182	30.3	3	65
OPPONENTS	2	0	0.0	0	0

FUMBLE RET.	No.	Yds	Avg	TD	Long
Elijah Rogers	1	21	21.0	0	21
Derric Hawthorn	1	97	97.0	1	97
TOTAL	2	118	59.0	1	97
OPPONENTS	0	0	0.0	0	0

TOTAL OFFENSE	Plays	Rush	Pass	Total	Avg/G
Detric Hawthorn	238	586	635	1221	122.1
Jordan Wright	109	464	0	464	51.6
*Jaylin Jones	76	393	0	393	43.7
Ja'Mori Mark	53	363	6	369	36.9
Drew Croegaert	31	175	0	175	17.5
*DeAnte' Smith-Moore	22	43	68	111	22.2
Quentin Young	12	76	0	76	15.2
Darius Leggett	8	49	0	49	7.0
Aaron Feazelle	6	15	29	44	4.9
*Jalen Henderson	11	30	0	30	5.0
Cole Rotenberry	2	21	0	21	2.1
Chase Hughes	6	17	0	17	1.9
Logan Brooks	4	6	0	6	0.8
Parker Davis	1	3	0	3	0.6
Brantan Barnett	4	2	0	2	0.3
TEAM	7	-9	0	-9	-1.5
TOTAL	590	2234	738	2972	297.2
OPPONENTS	626	1660	2040	3700	370.0

* RETURNER FOR 2021 SPRING SEASON

MISSISSIPPI COLLEGE INDIVIDUAL STATISTICS (2019)

ALL PURPOSE	GP	Rush	Rcv	PR	KR	IR	Total	Avg/G
Cole Rotenberry	10	21	309	22	399	0	751	75.1
Detric Hawthorn	10	586	0	0	0	0	586	58.6
Ja'Mori Mark	10	363	53	0	157	0	573	57.3
Jordan Wright	9	464	6	0	0	0	470	52.2
*Jaylin Jones	9	393	4	0	0	0	397	44.1
Drew Croegaert	10	175	67	0	31	0	273	27.3
Moregan Sharp	9	0	144	0	0	0	144	16.0
Derric Hawthorn	10	0	0	0	0	121	121	12.1
Orlando Doss	10	0	106	0	0	0	106	10.6
Quentin Young	5	76	0	0	13	0	89	17.8
Turner Rotenberry	10	0	0	53	0	33	86	8.6
Darius Leggett	7	49	0	0	0	0	49	7.0
Rondell Cole	10	0	49	0	0	0	49	4.9
*DeAnte' Smith-Moore	5	43	0	0	0	0	43	8.6
Brantan Barnett	7	2	0	0	33	0	35	5.0
*Jalen Henderson	6	30	0	0	0	0	30	5.0
Josh Miller	10	0	0	0	0	28	28	2.8
Chase Hughes	9	17	0	0	3	0	20	2.2
Aaron Feazelle	9	15	0	0	0	0	15	1.7
Logan Brooks	8	6	0	0	0	0	6	0.8
Parker Davis	5	3	0	0	0	0	3	0.6
TOTAL	10	2234	738	75	636	182	3865	386.5
OPPONENTS	10	1660	2040	232	805	0	4737	473.7

FIELD GOALS	Made-Att	Pct	0-29	30-39	40+	Long	Blkd
Drake McCarter	3-7	42.9	2-3	1-1	0-2	34	0
Bailey McGaha-Potter	2-2	100.0	2-2	0-0	0-0	28	0

FG SEQUENCE	Mississippi College	Opponents
at Alcron State	45	(39), 42
Albany State	(27)	(32), 48, 39
North Greenville	--	48
at West Florida	51	37
at Valdosta State	(34)	29
Florida Tech	25	--
Shorter	(28), (22)	(42), (35)
at West Georgia	--	31
at West Alabama	45	--
Delta State	(26)	(32), (24)

Numbers in parentheses indicate field goal was made.

PUNTING	No.	Yards	Avg	Long	TB	FC	I20	50+	Blkd
Drake McCarter	43	1642	38.2	61	0	7	13	3	1
TEAM	1	0	0.0	0	0	0	0	0	0
TOTAL	44	1642	37.3	61	0	7	13	3	1
OPPONENTS	28	1088	38.9	57	1	6	10	6	0

KICKOFFS	No.	Yards	Avg	TB	OB	Retn	Net	YdLn
Drake McCarter	34	1952	57.4	6	1			
Bailey McGaha-Potter	15	779	51.9	0	2			
TOTAL	49	2731	55.7	6	3	21.2	36.2	28
OPPONENTS	50	2868	57.4	13	2	21.9	38.1	26

TACKLES	GP	Solo	Ast	Total	Avg/G
Derric Hawthorn	10	45	14	59	5.9
*Jonathan Jones	10	40	15	55	5.5
*Josh Miller	10	29	22	51	5.1
Turner Rotenberry	10	31	16	47	4.7
Quentin Frazier	10	23	16	39	3.9
*Calvin Sims Jr.	10	29	5	34	3.4
*Jaylan Woods	10	19	15	34	3.4
*Fred Walls	10	19	14	33	3.3
Elijah Rogers	10	22	4	26	2.6
Luke Wilson	10	19	5	24	2.4
Branden Pete	10	16	6	22	2.2
Ethan Owens	10	12	10	22	2.2
TOTAL	10	409	214	623	62.3
OPPONENTS	10	407	194	601	60.1

FOR LOSS	GP	TFL	Yds	Sacks	Yds
*Jonathan Jones	10	8.5	24	--	--
*Fred Walls	10	5.0	32	3.0	30
Luke Wilson	10	4.0	26	2.0	11
Quentin Frazier	10	3.0	11	1.0	7
Ethan Owens	10	2.5	11	1.0	10
*Josh Miller	10	2.5	15	1.0	11
TOTAL	10	38.0	155	9.0	75
OPPONENTS	10	45.0	167	9.0	67

PASS DEFENSE	GP	INT	YDS	BU	PD
Derric Hawthorn	10	2	121	2	4
Turner Rotenberry	10	2	33	8	10
*Josh Miller	10	1	28	--	1
*Calvin Sims Jr.	10	1	0	1	2
*Nick Grady	8	--	--	3	3
*Jonathan Jones	10	--	--	2	2
Elijah Rogers	10	--	--	2	2
TOTALS	10	6	182	27	33
OPPONENTS	10	2	0	16	18

MISCELLANEOUS	GP	FR	YDS	FF	BLK
Elijah Rogers	10	2	21	1	--
*Gavin Greene	10	2	0	--	--
Derric Hawthorn	10	1	97	2	--
*Jonathan Jones	10	--	--	2	--
TOTALS	10	13	118	15	--
OPPONENTS	10	9	0	7	3

* RETURNER FOR 2021 SPRING SEASON

TARLETON STATE ROSTER VS. MISSISSIPPI COLLEGE

NO.	NAME	POS.	HT	WT	CL	HOMETOWN / PREVIOUS SCHOOL
1	Tariq Bitson	WR	6-3	205	Sr.	Tulsa, OK / Booker T. Washington HS
1	Ronnell Wilson	LB	6-3	240	Sr.	Abilene, TX / Abilene HS
1	Gabe Douglas	WR	6-3	210	Jr.	Shreveport, LA / Denton Ryan HS
2	Devin Hafford	DB	6-1	210	R-Sr.	Atascocita, TX / Atascocita HS
3	Daveon Boyd	QB	5-9	185	Sr.	Humble, TX / Atascocita HS
3	Tre Johnson	DB	6-0	180	Sr.	Fort Worth, TX / Brewer HS
4	Khalil Banks	RB	6-1	220	Sr.	The Colony, TX / The Colony HS
5	Donovan Banks	DB	5-11	180	R-Jr.	Sweeny, TX / Sweeny HS
5	Keylan Johnson	WR	5-11	185	Fr.	Mansfield, TX / Lake Ridge HS
6	Bryon Broussard	DB	5-11	180	So.	Dickinson, TX / Dickinson HS
6	Darius Cooper	WR	6-0	190	Fr.	St. Louis, MO / Hazlewood West HS
7	Benjie Franklin	DB	6-0	185	Sr.	Houston, TX / Alief Taylor HS
7	Breezion Spiller	QB	6-0	170	Fr.	Killeen, TX / Ellison HS
8	Braelon Bridges	RB	5-10	180	Fr.	Houston, TX / Klein Collins HS
8	Kaylon Horton	DB	5-10	175	So.	Houston, TX / Cy Ridge HS
9	Derrel Kelley III	RB	5-10	175	Fr.	St. Petersburg, FL / Lakewood HS
9	Chadwick Thibodeaux	LB	6-0	235	R-Sr.	Acres Home, TX / Eisenhower HS
10	Cameron Burston	QB	6-4	200	Sr.	Vallejo, CA / Stellar Prep
11	Steven Duncan	QB	6-6	235	R-Jr.	Charleston, SC / Ashley Ridge HS
12	Jordan Wells	DL	6-0	275	Sr.	Navasota, TX / Navasota HS
13	Hunter Turbeville	QB	6-0	190	Jr.	Gainesville, TX / Gainesville HS
14	Brody Davis	QB	6-2	230	Fr.	Opelika, AL / Opelika HS
15	Erick Willis	LB	6-3	225	Sr.	Lawndale, CA / Lawndale HS
16	Josh Kemp	DB	6-1	170	So.	Gainesville, TX / Gainesville HS
17	Antwoine Ware	WR	6-0	190	Jr.	San Antonio, TX / Wagner HS
18	D.J. Harris	LB	6-0	220	So.	Houston, TX / Langham Creek HS
19	Braden Hucks	WR	5-11	200	Sr.	San Angelo, TX / Central HS
20	Tyquan Coleman	DB	6-0	180	Jr.	Tacoma, WA / Cascade Christian HS
21	A.J. Bradford	WR	6-0	195	Fr.	Dallas, TX / Skyline HS
22	Ryheem Skinner	RB	5-8	220	Sr.	Clinton, NC / Clinton HS
23	Aaron Brown	DB	6-2	195	Sr.	Crosby, TX / Crosby HS
24	Marvin Landy	TE	6-4	235	Fr.	Lakeland, FL / Jenkins HS
25	Tayvis Coleman	DB	5-11	180	So.	Teague, TX / Teague HS
26	Greg Eggleston Jr.	DB	6-0	170	Fr.	San Antonio, TX / Smithson Valley HS
27	Kyle Weber	TE	6-0	275	R-Fr.	Splendora, TX / Splendora HS
28	Zach Strong	LB	6-5	215	Fr.	Brownwood, TX / Brownwood HS
29	Marsean Fisher	DB	6-0	185	Fr.	St. Louis, MO / Lafayette HS
30	Jaicorious Johnson	DL	6-2	260	R-Sr.	Opelika, AL / Opelika HS
31	Bryson Collins	DB	6-2	210	Jr.	San Diego, CA / Madison HS
32	Khalid Johnson	LB	6-1	215	Fr.	Terrell, TX / Terrell HS
33	Darian Williams	LB	6-4	240	Jr.	San Diego, CA / Otay Ranch HS
35	Chris Radford	DL	6-3	250	R-Sr.	Mansfield, TX / Summit HS
36	Bowie Franks	RB	5-10	175	Jr.	Iowa Park, TX / Iowa Park HS
37	Jerametrius Butler Jr.	DB	5-11	180	Fr.	Cedar Hill, TX / Cedar Hill HS
38	Cody Henderson	TE	6-0	230	So.	Weatherford, TX / Weatherford HS
39	DeAngelo Rosemond	RB	5-8	175	Fr.	San Antonio, TX / East Central HS
40	Anthony Bonilla	TE	5-11	200	Fr.	Eastland, TX / Eastland HS
41	Zech Hopkins	LB	6-1	225	Sr.	Cuero, TX / Cuero HS
42	Corban James	LB	6-2	235	R-Sr.	Fort Worth, TX / Arlington Heights HS
43	Darian Holmes	LB	6-1	210	Sr.	League City, TX / Clear Brook HS
44	Stephen Reeves	DS	5-11	210	Sr.	League City, TX / Clear Springs HS
45	Markel Clark	LB	6-0	210	Fr.	Beaumont, TX / West Brook HS
46	Max Maxfield	TE	6-2	240	Jr.	Amarillo, TX / Amarillo HS
47	Jonathan Uland	DS	6-4	230	Jr.	Bonham, TX / Bonham HS

TARLETON STATE ROSTER VS. MISSISSIPPI COLLEGE

NO.	NAME	POS.	HT	WT	CL	HOMETOWN / PREVIOUS SCHOOL
48	Adrian Guzman	K	6-0	200	Fr.	Temple, TX / Temple HS
49	Hunter Batten	RB	5-9	210	Jr.	Bryan, TX / Howard Payne
50	Makody Robertson	DL	6-3	315	So.	Pflugerville, TX / Hendrickson HS
52	Blu Caylor	LB	6-2	235	R-Fr.	Stephenville, TX / Stephenville HS
53	Myles Ward	OL	6-1	275	Fr.	El Paso, TX / Chapin HS
54	Layton Ernst	OL	6-2	290	R-Fr.	Mansfield, TX / Mansfield HS
55	Calob Davis	DL	6-3	240	Fr.	Crandall, TX / Crandall HS
56	Devin Sterling	LB	6-2	235	Fr.	Sunnyvale, TX / Sunnyvale HS
58	Prince Umanmielen	DL	6-7	270	R-Fr.	Manor, TX / Manor HS
59	Jack Raybourn	LB	6-6	205	Fr.	Midlothian, TX / Homeschool
60	Lane Trojanowsky	OL	6-3	300	So.	Tomball, TX / Memorial HS
61	Javon Chambers	OL	6-0	285	Sr.	McAllen, TX / Belton HS
62	Jeremy Phelps	OL	6-3	275	R-Fr.	Trophy Club, TX / Byron Nelson HS
64	Brody Smith	OL	6-1	295	Fr.	Grandview, TX / Grandview HS
65	Lane York	OL	6-5	275	R-Fr.	Stephenville, TX / Stephenville HS
66	Robert Rios	OL	6-4	315	Fr.	Killeen, TX / Shoemaker HS
67	Tyrone McKinney	OL	6-2	325	So.	Newport News, VA / Woodside HS
70	Garrett Smith	OL	6-4	265	R-Fr.	North Richland Hills, TX / Richland HS
71	Kendall Dearth	OL	6-4	320	Jr.	Atascocita, TX / Atascocita HS
72	Rawley Vaughn	OL	6-5	275	So.	Weslaco, TX / Weslaco HS
73	Zach Perry	OL	6-3	305	Sr.	Fort Worth, TX / Arlington Heights HS
74	Blake Haynes	OL	6-6	305	So.	Maypearl, TX / Maypearl HS
75	Austin Whitehead	OL	6-6	315	Jr.	Enid, OK / Enid HS
76	Jonathan Govan	OL	6-0	320	Fr.	Lancaster, TX / Lancaster HS
77	Jack Gallagher	OL	6-6	250	Fr.	Fredericksburg, TX / Fredericksburg HS
78	James Williams	OL	6-6	330	So.	Duncanville, TX / Duncanville HS
79	Brandon Machuca	OL	6-3	300	R-Fr.	Corinth, TX / Lake Dallas HS
80	Dray Roberson	WR	5-9	180	So.	Fort Worth, TX / YML Academy
82	Rhett Gallagher	WR	5-8	190	So.	Van Alstyne, TX / Van Alstyne HS
83	Jake Walrath	P	6-4	200	So.	Salado, TX / Salado HS
84	Cody Jones	WR	5-11	190	Jr.	Tolar, TX / Tolar HS
85	Randy Clemons II	TE	6-4	255	So.	Quartz Hill, CA / Quartz Hill HS
86	Christian Hernandez	K	5-10	185	Jr.	Dublin, TX / Dublin HS
87	Sloan Selmon	TE	6-5	255	So.	Houston, TX / Cy Ridge HS
88	J.F. Thomas	WR	6-5	190	Sr.	Dallas, TX / South Oak Cliff HS
89	Brett Harris	WR	6-1	200	So.	Johnson City, TX / Johnson City HS
90	Blake Hehl	DL	6-3	280	So.	Huntington Beach, CA / Orange Lutheran
91	Nick Wright	LB	6-3	240	Fr.	Kansas City, MO / Staley HS
93	Trooper Elwonger	P	6-5	220	Jr.	Plano, TX / Mesquite HS
94	Nathan Batten	K	5-8	145	R-Fr.	Huntsville, TX / Huntsville HS
95	Clayton Blank	DL	6-4	220	So.	Belton, TX / Belton HS
96	Ryan Ward	TE	6-1	210	Fr.	Colleyville, TX / Heritage HS
97	Trey Toner III	DL	6-5	245	Fr.	Minneapolis, MN / Spring Lake Park HS
98	Sean Walton	DL	6-3	250	Sr.	Perryton, TX / Perryton HS
99	Todd Tillis	DL	6-3	240	Fr.	Red Oak, TX / Red Oak HS

TARLETON STATE COACHING STAFF

Head Coach	Todd Whitten (11th Season)	Defensive Line	Eddie Jones
Co-Offensive Coordinator	Jonathan Beasley	Wide Receivers	Tate Whitten
Co-Offensive Coordinator	Scott Carey	Linebackers	Jeremy Aquino
Defensive Coordinator	Marcus Patton	Offensive Line	Trey Carr III
Special Teams Coordinator	Michael Walton	Defensive Backs	T.J. Denson
Linebackers	Marc Martinez	Football Operations	Chad Head

TARLETON STATE DEPTH CHART VS. MISSISSIPPI COLLEGE

OFFENSE

QUARTERBACK

10	Cameron Burston	6'4	200	Sr.
11	Steven Duncan	6'6	235	R-Jr.

RUNNING BACK

22	Ryheem Skinner	5'8	220	Sr.
4	Khalil Banks	6'1	220	Sr.

LEFT TACKLE

54	Layton Ernst	6'2	290	R-Fr.
66	Robert Rios	6'4	315	Fr.

LEFT GUARD

71	Kendall Dearth	6'4	320	Jr.
22	Jeremy Phelps	6'3	275	R-Fr.

CENTER

75	Austin Whitehead	6'6	315	Jr.
60	Lane Trojanowsky	6'3	300	So.

RIGHT GUARD

61	Javon Chambers	6'0	285	Sr.
67	Tyrone McKinney	6'2	325	So.

RIGHT TACKLE

73	Zach Perry	6'3	305	Sr.
74	Blake Haynes	6'6	305	So.

TIGHT END

85	Randy Clemons II	6'4	255	So.
27	Kyle Weber	6'0	275	R-Fr.

WIDE RECEIVER

1	Tariq Bitson	6'3	205	Sr.
2	Gabe Douglas	6'3	210	Jr.

WIDE RECEIVER

88	J.F. Thomas	6'5	190	Sr.
6	Darius Cooper	6'0	190	Fr.

WIDE RECEIVER

80	Dray Robertson	5'9	180	So.
19	Braden Hucks	5'11	200	Sr.

DEFENSE

DEFENSIVE LINE

41	Zech Hopkins	6'1	225	R-Jr.
15	Erick Willis	6'3	225	Sr.

DEFENSIVE LINE

50	Makody Robertson	6'3	315	So.
90	Blake Hehl	6'3	280	So.

DEFENSIVE LINE

12	Jordan Wells	6'0	275	Sr.
98	Sean Walton	6'3	250	Sr.

LINEBACKER

9	ChadWick Thibodeaux	6'0	235	R-Sr.
33	Darian Williams	6'4	240	Jr.

LINEBACKER

18	D.J. Harris	6'0	220	So.
31	Bryson Collins	6'2	210	Jr.

LINEBACKER

1	Ronnell Wilson	6'3	240	Sr.
32	Khalid Johnson	6'1	215	Fr.

CORNERBACK

2	Devin Hafford	6'1	210	R-Fr.
20	Tyquan Coleman	6'0	180	Jr.

CORNERBACK

7	Benjie Franklin	6'0	185	Sr.
8	Kaylon Horton	5'10	175	So.

NICKEL BACK

3	Tre Johnson	6'0	180	Sr.
25	Tayvis Coleman	5'11	180	So.

FREE SAFETY

5	Donovan Banks	5'11	180	R-Jr.
26	Greg Eggleston Jr.	6'0	170	Fr.

STRONG SAFETY

16	Josh Kemp	6'1	170	So.
6	Bryon Broussard	5'11	180	So.

SPECIAL TEAMS

PUNTER

83	Jake Walrath	6'4	200	So.
48	Adrian Guzman	6'0	200	Fr.

PLACEKICKER

86	Christian Hernandez	5'10	185	Jr.
48	Adrian Guzman	6'0	200	Fr.

LONG SNAPPER

44	Stephen Reeves	5'11	210	Sr.
47	Jonathan Uland	6'4	230	Jr.

HOLDER

83	Jake Walrath	6'4	200	So.
19	Braden Hucks	5'11	200	Sr.

KICK RETURNER

8	Kaylon Horton	5'10	175	So.
1	Tariq Bitson	6'3	205	Sr.

PUNT RETURNER

8	Kaylon Horton	5'10	175	So.
1	Tariq Bitson	6'3	205	Sr.

TARLETON STATE STATISTICS

RUSHING	GP	Att	Gain	Loss	Net	Avg	TD	Long	Avg/G
Skinner, Ryheem	3	62	318	16	302	4.9	2	22	100.67
Burston, Cameron	3	8	139	15	124	15.5	2	70	41.33
Bridges, Braelon	2	16	118	0	118	7.4	2	27	59.00
Kelley III, Derrel	2	11	60	0	60	5.5	0	13	30.00
Rosemond, DeAngelo	2	18	58	4	54	3.0	1	14	27.00
Banks, Khalil	2	5	15	2	13	2.6	0	5	6.50
Duncan, Steven	2	12	27	20	7	0.6	0	10	3.50
Franks, Bowie	2	4	2	2	0	0.0	0	2	0.00
TOTAL	3	137	737	61	676	4.9	7	70	225.33
OPPONENTS	3	118	451	72	379	3.2	4	20	126.33

PUNT RET.	No.	Yds	Avg	TD	Long
Horton, Kaylon	6	33	5.50	0	25
TOTAL	6	33	5.50	0	25
OPPONENTS	2	13	6.50	0	13

PASSING	GP	Effic	Cmp-Att-Int	Pct	Yds	TD	Long	Avg/G
Burston, Cameron	3	99.78	21-50-2	42.0	313	2	86	104.33
Duncan, Steven	2	105.40	32-57-0	56.1	295	1	34	147.50
TOTAL	3	102.78	53-107-2	49.5	608	3	86	202.67
OPPONENTS	3	118.34	52-103-3	50.5	707	5	48	235.67

KICK RET.	No.	Yds	Avg	TD	Long
Horton, Kaylon	9	271	30.11	1	93
TOTAL	9	271	30.11	1	93
OPPONENTS	10	248	24.80	1	94

RECEIVING	GP	Rec	Yds	Avg	TD	Long	Avg/G
Douglas, Gabe	3	9	215	23.89	2	86	71.67
Bitson, Tariq	2	9	120	13.33	1	34	60.00
Roberson, Dray	3	17	116	6.82	0	20	38.67
Thomas, J.F.	3	8	84	10.50	0	22	28.00
Ware, Antwoine	3	7	57	8.14	0	22	19.00
Cooper, Darius	2	1	11	11.00	0	11	5.50
Banks, Khalil	2	1	8	8.00	0	8	4.00
Bridges, Braelon	2	1	-3	-3.00	0	0	-1.50
TOTAL	3	53	608	11.47	3	86	202.67
OPPONENTS	3	52	707	13.60	5	48	235.67

SCORING	TD	FG	Saf	Kick	Rush	Rcv	Pass	DXP	Pts
Guzman, Adrian	0	5	0	1-1	0-0	0	0-0	0	16
Bridges, Braelon	2	0	0	0-0	0-0	0	0-0	0	12
Burston, Cameron	2	0	0	0-0	0-0	0	0-0	0	12
Douglas, Gabe	2	0	0	0-0	0-0	0	0-0	0	12
Skinner, Ryheem	2	0	0	0-0	0-0	0	0-0	0	12
Hernandez, Christian	0	0	0	10-10	0-0	0	0-0	0	10
Bitson, Tariq	1	0	0	0-0	0-0	0	0-0	0	6
Horton, Kaylon	1	0	0	0-0	0-0	0	0-0	0	6
Rosemond, DeAngelo	1	0	0	0-0	0-0	0	0-0	0	6
Team	0	0	1	0-0	0-0	0	0-0	0	2
TOTAL	11	5	1	11-11	0-0	0	0-0	0	94
OPPONENTS	10	5	0	8-9	0-0	0	0-0	0	83

TARLETON STATE STATISTICS

2021 SPRING SCHEDULE

Date	Opponent	Location	Time/Result	Record
02.13	McNeese State	Stephenville, Texas	L, 37-40 (2OT)	0-1
02.21	at New Mexico State	El Paso, Texas	W, 43-17	1-1
02.27	Dixie State	Stephenville, Texas	L, 14-26	1-2
03.06	Mississippi College	Stephenville, Texas	2:00 pm	
03.13	at Dixie State	St. George, Utah	8:00 pm	
03.20	Midwestern State	Stephenville, Texas	6:00 pm	
03.27	Northeastern State	Stephenville, Texas	6:00 pm	
04.01	East Central	Stephenville, Texas	6:00 pm	

FIELD GOALS	Made-Att	Pct	0-29	30-39	40+	Long	Blkd
Guzman, Adrian	5-8	62.5	0-1	4-4	1-3	45	0
TOTAL	5-8	62.5	0-1	4-4	1-3	45	0
OPPONENTS	5-6	83.3	3-3	0-0	2-3	48	0

PUNTING	No.	Yards	Avg	Long	TB	FC	I20	50+	Blkd
Walrath, Jake	16	605	37.8	55	3	7	3	2	0
TOTAL	16	605	37.8	55	3	7	3	2	0
OPPONENTS	18	707	39.3	56	0	6	4	2	0

KICKOFFS	No.	Yards	Avg	TB	OB	Retn	Net	YdLn
Hernandez, Christian	9	500	55.6	0	0			
Guzman, Adrian	7	382	54.6	2	0			
TOTAL	16	882	55.1	2	0			
OPPONENTS	16	982	61.4	6	0			

TACKLES	GP	Solo	Ast	Total	Avg/G
D.J. Harris	3	7	16	23	7.7
ChadWick Thibodeaux	3	3	17	20	6.7
Jordan Wells	3	5	13	18	6.0
Tre Johnson	3	12	5	17	5.7
Ronnell Wilson	3	5	10	15	5.0
Benjie Franklin	3	9	5	14	4.7
Zech Hopkins	3	5	8	13	4.3
Josh Kemp	3	8	5	13	4.3
Devin Hafford	3	7	5	12	4.0
TOTAL	3	99	136	235	78.3
OPPONENTS	3	108	158	267	89.0

FOR LOSS	GP	TFL	Yds	Sacks	Yds
Jordan Wells	3	2.5	16	1.0	12
Devin Hafford	3	2.0	11	--	--
Blake Hehl	3	1.5	3	0.5	1
ChadWick Thibodeaux	3	1.5	1	0.5	0
D.J. Harris	3	1.5	2	--	--
Benjie Franklin	3	1.5	1	--	--
Zech Hopkins	3	1.5	2	--	--
TOTAL	3	16.0	52	4.0	21
OPPONENTS	3	18.0	61	6.0	34

PASS DEFENSE	GP	INT	YDS	BU	PK
Donovan Banks	3	2	--	1	3
Benjie Franklin	3	1	--	2	3
Kaylon Horton	3	--	--	5	5
Tre Johnson	3	--	--	4	4
Bryson Collins	3	--	--	2	2
TOTAL	3	3	--	17	20
OPPONENTS	3	2	--	11	13

MISCELLANEOUS	GP	FR	YDS	FF	BLK
D.J. Harris	3	1	--	--	--
Ronnell Wilson	3	1	--	--	--
Ke Johnson	1	1	--	--	--
Josh Kemp	3	--	--	1	--
TOTALS	3	3	--	1	--
OPPONENTS	3	5	--	4	--


ROBINSON-HALE STADIUM

The Choctaws play their home football games in the friendly confines of Robinson-Hale Stadium located in Clinton, MS. The facility boasts one of the largest seating capacities in all of Division II holding 8,500 people. Mississippi College is routinely ranked among the top ten teams in the country in average attendance each season. The Choctaws ranked as high as 8th in the nation in average attendance in Division III and averaged nearly 5,000 fans per game in the 2015 season.

The synthetic surface was installed by EnviroTurf out of Flowood, MS, and the company has serviced other projects such as football fields for the University of Memphis, Belhaven and East MS CC. The first game ever in the facility found the Choctaws blasting Jacksonville State 50-3. In the Dedication Game two weeks later, the Choctaws edged past Livingston University 14-7.

The stadium honors two men who helped establish Mississippi College football tradition. Stanley L. Robinson gave 36 years of service to the College as head coach and athletic director. Edwin (Goat) Hale, a football legend, was an outstanding offensive back and was the first back in Mississippi history to be named to the National Football Foundation Hall of Fame.

The track was added in 2006 giving MC one of the nicest facilities in the country. The total renovation project totaled more than one million dollars and was named after Dr. James E. Parkman who provided the lead gift for the project. The track complex features an eight-lane track, four long jump and triple jump areas, crushed stone shot put sector, steeple chase, large high jump area, dual direction pole vault and a separate discus, hammer and javelin area.





WILLIAMS STRENGTH CENTER

Mississippi College boasts one of the premier strength facilities in the country among Division II universities. The Charles and Aline Williams Strength Center has more than 5,000 square feet of working area and provides Choctaw athletes with top of the line equipment necessary to the success of an athletics program.

The facility was originally furnished with state of the art strength equipment made possible by the donation of Mrs. Aline Williams in memory of her husband Charles H. Williams.

The strength center features the latest and best equipment such as 18 bench press/squat rack combos, rubberized dumbbells, cardiovascular equipment, and numerous other machines for use by all Mississippi college student-athletes.

The strength center is located adjacent to Robinson-Hale stadium and provides a deck overlooking the football field for recruiting visits. The field can also be seen from inside the weight room with wall to wall windows on three sides of the facility.

