

MISSISSIPPI COLLEGE

2018 FOOTBALL GAME NOTES



GAME 3 | SEP. 15, 2018 | 6:00 PM (CT) | TIGERVILLE, S.C. | YOUNTS STADIUM

THE MATCHUP



MISSISSIPPI COLLEGE



NORTH GREENVILLE

THE BASICS

Head Coach John Bland
(Arkansas, 1989)
Career Record 84-59 (14th Yr)
MC Record 9-33 (5th Yr)

Head Coach Jeff Farrington
(The Citadel, 1982)
Career Record 33-26 (6th Yr)
NGU Record 33-26 (6th Yr)

Record 2-0, 0-0 GSC
AFCA Rank N/A
Points/Gm 32.5
Points All./Gm 19.5
Rush Yds/Gm 283.0
Rush TD's 6
Rush Yds All./Gm 129.5
Pass Yds/Gm 88.5
Pass TD's 1
Pass Yds All./Gm 241.5
Total Off./Gm 371.5
Total Def./Gm 371.0

Record 1-1, 0-0 GSC
AFCA Rank N/A
Points/Gm 18.5
Points All./Gm 27.0
Rush Yds/Gm 38.5
Rush TD's 0
Rush Yds All./Gm 172.0
Pass Yds/Gm 255.5
Pass TD's 4
Pass Yds All./Gm 196.0
Total Off./Gm 294.0
Total Def./Gm 368.0

THE BASICS

RUSHING

#8 Detric Hawthorn
25-216, 8.6 ypc, 3 TD

PASSING

#8 Detric Hawthorn
10-18, 55.6%, 177 yds
1 TD, 1 INT, 88.5 ypg

RECEIVING

#27 Drew Croegaert
3-81, 27.0 ypc, 1 TD

DEFENSE

#54 Dalton Frederick
10 tkls, 2.5 TFL, 1.0 Sack

RUSHING

#5 Kyle Belack
20-69, 3.5 ypc, 0 TD

PASSING

#10 Will Hunter
52-79, 65.8%, 503 yds
4 TD, 2 INT, 251.5 ypg

RECEIVING

#7 Demajay Rooks
14-111, 7.9 ypc, 1 TD

DEFENSE

#3 Matthew Thomas
13 tkls, 3.0 TFL, 2 PBU

INSIDE THE SERIES

Overall 1st Meeting
In Clinton 1st Meeting
In Tigerville 1st Meeting
Current Streak 1st Meeting

Last Meeting
First Meeting

Last Meeting in Clinton
First Meeting

MC All-Time Record
486-446-36

Last MC Win in Series
First Meeting

2018 SCHEDULE & RESULTS

OVERALL RECORD:

2-0

GSC: 0-0 Non-Conference: 2-0
Home: 2-0 Away 0-0

Date	Opponent	Location	Time/Result
Aug. 30	Clark Atlanta	Clinton, MS	W, 31-30
Sep. 8	Southwest Baptist	Clinton, MS	W, 34-9
Sep. 15	at North Greenville*	Tigerville, SC	6:00 pm
Sep. 22	West Florida**	Clinton, MS	7:00 pm
Sep. 29	Valdosta State*	Clinton, MS	7:00 pm
Oct. 6	at Florida Tech*	Melbourne, FL	6:00 pm
Oct. 13	at North Alabama	Florence, AL	6:00 pm
Oct. 20	at Shorter**	Rome, GA	12:00 pm
Oct. 27	West Georgia* (HC)	Clinton, MS	3:00 pm
Nov. 3	West Alabama*	Clinton, MS	2:00 pm
Nov. 10	at Delta State*	Cleveland, MS	2:00 pm

* Gulf South Conference Game (HC) Homecoming
^ ESPN3/GSC-TV Game of the Week All Times are Central

GAME PREVIEW

The Mississippi College football team will open Gulf South Conference play with their first road game of the season when they travel to Tigerville, S.C. to face North Greenville University. Kick-off is scheduled for 6:00 pm (CT) at Younts Stadium.

This will be first all-time meeting between the two schools, and the Crusaders are the only first-time opponent on MC's 2018 schedule.

The Choctaws are led by fifth-year head coach John Bland, who has led MC to their first 2-0 start since 2010 after a 34-9 win over Southwest Baptist last Saturday night. The Crusaders are led by sixth-year head coach Jeff Farrington, who helped lead NGU to the Division II playoffs in 2016.

MC will look to capture their first 3-0 start since 2007, and they will lean heavily on a run game that racked up 328 rushing yards on 45 carries in the victory over SBU. Junior Ja'Mori Mark made the most of his five carries, picking up 100 yards, including a 78-yard touchdown in the fourth quarter. Quarterback Detric Hawthorn is leading the GSC with 216 rushing yards and 108.0 rushing yards per game.

Defensively, freshman Jaylan Hassell leads the Choctaws with 13 tackles, while sophomore Dalton Frederick has a team-high 2.5 tackles for loss to go along with 10 stops. Junior Elijah Rogers picked off two passes on his way to GSC Defensive Player of the Week honors two weeks ago.

Quarterback Will Hunter paces the Crusader offense, averaging 251.5 passing yards per game with four touchdowns. They have only rushed for a total of 77 yards in the first two games, including picking up just 1.2 yards per carry.

Matthew Thomas is the team's top tackler with 13 stops and is tied with Desmond Williams with a team-high 3.0 tackles for loss this season.

FOLLOW US



@CHOCTAWSPORTS

MC QUICK FACTS

School	Mississippi College
Location	Clinton, MS 39058
Founded	1826
Enrollment	5,201
Nickname	Choctaws
School Colors	Navy Blue and Old Gold
Stadium	Robinson-Hale Stadium
Capacity	8,500
Surface	EnviroMax by EnviroTurf
Affiliation	NCAA Division II
Conference	Gulf South Conference
President	Dr. Blake Thompson
Athletic Director	Mike Jones
Senior Woman's Admin.	Susan Musselwhite
Faculty Athletic Rep.	Dr. Steven Price
School Website	www.mc.edu
Athletics Website	www.gochoctaws.com
Athletics Dept. Phone	601-925-3341

ATHLETIC COMMUNICATIONS

Asst. AD for Athletic Comm.	David Nichols
E-Mail	nichols@mc.edu
Office Phone	601-925-3234
Cell Phone	769-798-7143
SID Fax	601-925-3344
Asst. Sports Info. Director	Kyle Lewis
Asst. E-Mail	kewis1@mc.edu
Graduate Assistant	Hunter Bolin
GA E-Mail	jbolin@mc.edu
SID Mailing Address	200 S. Capitol St. Clinton, MS 39056
Twitter	@ChoctawSports
Football Twitter	@GoChoctawsFB
Instagram	@ChoctawSports
Football Instagram	@GoChoctawsFB
Facebook	ChoctawSports
YouTube	youtube.com/gochoctaws

MEDIA INFORMATION

INTERVIEW REQUESTS

To request an interview with Coach Bland or any assistant coaches, do so by contacting the SID via email (nichols@mc.edu) or phone (601-925-3234). Coaches are available to the media but not during practice. Once practice is completed, all requests can be filled.

On Choctaw game days, coaches and players are available following a 10-minute cooling-off period. No interviews can be conducted on game days prior to the game.

Phone interviews with players and coaches are also possible by contacting the SID. The best time to request a player or coach for a phone interview is in the morning.

OFFICE OF ATHLETIC COMMUNICATIONS

The Office of Athletic Communications and Sports Information is located in the Moody Adams Field House, adjacent to Robinson-Hale Stadium.

CREDENTIAL REQUESTS

To request a credential or interview, do so by contacting the SID via e-mail (nichols@mc.edu) or by phone at 601-925-3234. Credentials must be requested 24 hours in advance.

2018 SCHEDULE

08.30		CLARK ATLANTA Panthers	Clinton, MS Robinson-Hale Stadium	7:00 pm
09.08		SOUTHWEST BAPTIST Bearcats	Clinton, MS Robinson-Hale Stadium	6:00 pm
09.15		NORTH GREENVILLE Crusaders	Tigerville, SC Younts Stadium	6:00 pm
09.22		WEST FLORIDA Argonauts	Clinton, MS Robinson-Hale Stadium	7:00 pm
09.29		VALDOSTA STATE Blazers	Clinton, MS Robinson-Hale Stadium	7:00 pm
10.06		FLORIDA TECH Panthers	Melbourne, FL Panther Stadium	6:00 pm
10.13		NORTH ALABAMA Lions	Florence, AL Braly Stadium	6:00 pm
10.20		SHORTER Hawks	Rome, GA Barron Stadium	12:00 pm
10.27		WEST GEORGIA Wolves	Clinton, MS Robinson-Hale Stadium	3:00 pm
11.03		WEST ALABAMA Tigers	Clinton, MS Robinson-Hale Stadium	2:00 pm
11.10		DELTA STATE Statesmen	Cleveland, MS McCool Stadium	2:00 pm

ON THIS DATE

The Choctaws are 6-3-1 all-time in their 106-year history as a football program when they play on Sept. 15th. The first-ever game played on the date was a 6-6 tie against Livingston, which is now West Alabama.

1956	vs. Livingston	T, 6-6
1962	Univ. of Mexico	W, 22-6
1966	Henderson State	W, 23-13
1973	at Henderson State	L, 7-17
1979	at Henderson State	W, 28-13
1984	at SE Louisiana	W, 7-6
1990	at Northeast Louisiana	L, 7-17
2001	at East Texas Baptist	W, 31-28
2007	Texas Lutheran	W, 34-5
2012	at West Alabama	L, 3-41

FROM THIS STATE

The Choctaws are 5-6 all-time against teams from the State of South Carolina. The most common opponent is Furman, who MC has played seven times with the last coming in 1970 (L, 17-38). The last time the Choctaws played a team from the Palmetto State, they defeated Wofford in the first round of the Division II playoffs in 1990 (28-15).

Furman	2-5	.286
Presbyterian	1-1	.500
Wofford	2-0	1.000
TOTALS (11 Games)	5-6	.455



Kenzie Phillips scored MC's first touchdown against Southwest Baptist, sprinting 36 yards for a score in the first quarter.

THE SERIES

This will be the first-ever meeting between Mississippi College and North Greenville. NGU is the only first-time opponent on MC's schedule in 2018.

LAST 20 GAMES

DATE	LOCATION	SCORE
First Meeting		

LONGEST WINNING STREAK:

MC	N/A
NGU	N/A

MOST POINT SCORED:

MC	N/A
NGU	N/A

RECORD AT MC: First Meeting

RECORD AT NGU: First Meeting

TWINNING

The 2018 Choctaws have three sets of twins on the team with Derric and Detric Hawthorn, Ja'Mori and Ja'Moz Mark and Cole and Turner Rotenberg.

Ja'Moz was a receiver for the Choctaws in 2017, catching 12 passes for 152 yards and a touchdown. Ja'Mori, a running back, comes to MC from East MS CC, where he red-shirted to be a year behind his brother.

Detric and Derric come to Clinton from Jones County JC where Detric was a quarterback and Derric was a defensive back. Both are expected to push for starting spots on the 2018 squad.

Cole and Turner come to MC from Northwest MS CC where Cole was a running back/wide receiver and Turner was a defensive back. Both have excellent return skills and are expected to make an immediate impact.

S. CAROLINA NATIVES

In this section of the notes, we highlight football student-athletes from the states of the team we are playing in a given week. However, we have none from the Palmetto State, so there is nothing to see here. Enjoy the game!

NEW OFFENSE

The Choctaws will be implementing a new offensive strategy in 2018 that will be spearheaded by new offensive coordinator Tommy Laurendine. He has had two Gulf South Conference stops in his career at West Georgia (1992) and West Alabama (1997-00) and brings the specialty of the triple option attack. The 283 rushing yards against Southwest Baptist is the most for an MC team since going for 500 in a win over Belhaven (2015).

TOUGH SCHEDULE

Of the 11 regular season games for the Choctaws in 2018, six will come against teams that are at least receiving votes in the AFCA Preseason Top 25. West Florida (2), West Alabama (12) and West Georgia (19) are all in the Top 25, while Delta State, Florida Tech and Valdosta State received votes.

WHAT'S NEXT

The Choctaws will be back at home on September 22nd when they welcome West Florida to Clinton for the second time in school history. UWF advanced to the national championship game in their second year as a program in 2017. MC went to Pensacola last season and had a chance to tie the game in the final minutes but fell 28-14 to the Argonauts.

AFCA TOP 25

WEEK TWO POLL (SEP. 10)

School (1st votes)	Rec.	Pts.	Prev.
1. Texas A&M-Commerce (26)	2-0	812	1
2. Minnesota St. (3)	2-0	780	3
3. Indiana (Pa.) (2)	2-0	722	4
4. Northwest Missouri St. (1)	2-0	719	6
5. Grand Valley St. (Mich.)	2-0	684	8
6. Ferris St. (Mich.)	2-0	658	9
7. Midwestern St. (Texas) (1)	2-0	656	10
8. West Alabama	2-0	558	11
9. Colorado St.-Pueblo	2-0	531	12
10. West Georgia	2-0	485	13
11. Winona St. (Minn.)	2-0	470	15
12. Ohio Dominican	2-0	391	17
13. West Florida	1-1	384	2
14. Ouachita Baptist (Ark.)	2-0	326	19
15. Central Washington	1-1	304	16
16. Minnesota-Duluth	2-0	259	24
17. Fort Hays St. (Kan.)	1-1	245	5
18. West Chester (Pa.)	2-0	206	23
19. Colorado Mesa	2-0	201	25
20. Central Missouri	1-1	199	21
21. Harding (Ark.)	1-1	182	7
22. Indianapolis (Ind.)	1-1	169	22
23. Pittsburg St. (Kan.)	2-0	126	NR
24. Sioux Falls (S.D.)	1-1	112	14
25. Southern Arkansas	2-0	92	NR

Others Receiving Votes: Valdosta State (63), Florida Tech (24)

D2FOOTBALL.COM TOP 25

WEEK TWO POLL (SEP. 11)

School	Record	Prev.
1. Minnesota State	2-0	1
2. Texas A&M-Commerce	2-0	2
3. Northwest Missouri	2-0	5
4. IUP	2-0	4
5. Ferris State	2-0	6
6. Midwestern State	2-0	7
7. Grand Valley	2-0	12
8. West Alabama	2-0	10
9. CSU-Pueblo	2-0	11
10. Winona State	2-0	14
11. West Florida	1-1	3
12. Central Washington	1-1	13
13. West Georgia	2-0	15
14. Pittsburg State	2-0	17
15. Ouachita Baptist	2-0	20
16. Fort Hays	1-1	8
17. Harding	1-1	9
18. Ohio Dominican	2-0	24
19. Central Missouri	1-1	21
20. Minnesota Duluth	2-0	23
21. Indianapolis	1-1	22
22. West Chester	2-0	25
23. Sioux Falls	1-1	16
24. Southern Arkansas	2-0	NR
25. Colorado Mesa	2-0	NR

11-GAME SLATE

For the first time since 1988, the Mississippi College football team will be scheduled to play 11 regular season games. That season, MC won their second of three Gulf South Conference championships (1979, 1990). That season saw the Choctaws open up with a 6-2 loss to McNeese State before winning 9-of-10 to close out the regular season. That was the third straight season MC played 11 regular season games, but it was by far the most successful. MC advanced to the Division II playoffs where they played at Texas A&I, falling 39-15. Future NFL standout Fred McAfee would tally over 1,000 all-purpose yards, including 771 rushing yards and a touchdown.

STARTERS

QUARTERBACK

Detric Hawthorn (2)

RUNNING BACK

Tiberias Lampkin (2), Ja'Mori Mark (2),

Cole Rotenberry (2)

WIDE RECEIVER

Orlando Doss (2), Chakel Gates (2)

OFFENSIVE LINE

Cordell Birge (2), Jeremiah Campbell (2),

Lawrence Guyot (2), Jarvis Smithy (2),

Tahara Thornton (2)

DEFENSIVE LINE

Kalvin Bowman (2), Dalton Frederick (2),

Michael Washington Jr. (2)

LINEBACKER

Colton Magee (2), Justin Stewart (2),

Trey Thompson (2)

CORNERBACK

Branden Pete (2), Elijah Rogers (2)

SAFETY

Jaylan Hassell (1), Derric Hawthorn (2),

Turner Rotenberry (2), Calvin Sims Jr. (1)

DIVISION I CONNECTION

As the Choctaws have made the transition from Division III to Division II and the Gulf South Conference, the talent has also taken a step forward, including the addition of several student-athletes coming from the Division I ranks. Here's a look at the schools represented on the 2018 roster.

Alcorn State - DJ Lane
Austin Peay - Calvin Sims Jr.
Kennesaw State - E.J Hurley
Memphis - Fred Walls
Mississippi State - Tiberias Lampkin
Mississippi Valley State - Justin Jackson, Gerren Powell
South Dakota - Paul Anderson
Southern Miss - Gavin Greene
Tennessee Tech - Trey Thompson

MACJC TRANSFERS

Outside of the high school and Division I ranks, the Choctaws also rely heavily on the Mississippi Junior College syste, and here's a breakdown of the JUCO standouts by school:

Co-Lin CC - Colton Magee
East MS CC - Cordell Birge, Ja'Mori Mark, Ja'Moz Mark
Itawamba CC - Chakel Gates, Jarvis Smithy
Jones County JC - Derric Hawthorn, Detric Hawthorn, Elijah Rogers
MS Gulf Coast CC - Randan Knight, Ken Rhodes, Justin Stewart
Northeast MS CC - Quentin Frazier, Kenzie Phillips, Damarious Ray
Northwest MS CC - Drake McCarter, Cole Rotenberry, Turner Rotenberry, Michael Washington Jr.
Pearl River CC - Cade Barrett, Zhautre McElroy
Southwest MS CC - LeChris Hood, Chase Hughes

GSC-TV / ESPN 3

The Gulf South Conference Game of the Week returns for its 14th season with a 10-game slate featured exclusively on ESPN3 and the ESPN app.

ESPN3 will serve as the exclusive carrier of the league's package for the fifth straight season. This year's slate will feature nine Saturday games and one Thursday night contest.

"We are proud to continue to feature GSC football on the national stage on a weekly basis," said GSC Commissioner Matt Wilson. "The ESPN digital platforms maximize exposure and allow fans, student-athletes, and future recruits easy access to the best football in Division II."

The schedule for 2018 can be found below. All nine of the league's football members are featured at least twice in the package.

SCHEDULE

09.15	Delta State at Florida Tech
09.22	West Florida at Mississippi College
09.29	West Alabama at North Greenville
10.06	North Greenville at West Georgia
10.13	Delta State at West Alabama
10.20	Mississippi College at Shorter
10.25	Shorter at Delta State
10.27	Florida Tech at West Alabama
11.03	Valdosta State at West Florida
11.10	West Georgia at Valdosta State

GSC PRESEASON

The Gulf South Conference football coaches have selected the defending league champions from West Alabama as the conference favorites in the 2018 preseason poll.

UWA returns several key players from the top offense in the league last season, including First Team All-GSC quarterback Harry Satterwhite. Qua Boyd, who finished fifth in the conference in receiving yards in 2017, returns as a key weapon for Satterwhite, and First Team All-GSC selection Brandon Anderson returns to the offensive line for the Tigers. The defending league champions lost a lot of talent in their secondary, but return the 2017 GSC Defensive Player of the Year in linebacker Terry Samuel.

Mississippi College is picked to finish eighth after a tough season in 2017. The Choctaws did pick up a Gulf South Conference win for the second straight year in a row as Greg Nickles hit a walk-off field goal in a 30-29 victory over Shorter.

2018 FOOTBALL PRESEASON POLL

School	Total Points	2017 Record
1. West Alabama (6)	62	10-3, 7-1 GSC
2. West Florida (3)	59	11-4, 5-3 GSC
3. West Georgia	44	9-4, 5-3 GSC
4. Delta State	41	9-4, 5-3 GSC
5. Valdosta State	38	5-4, 5-3 GSC
6. Florida Tech	32	5-6, 3-5 GSC
7. North Greenville	24	4-6
8. Mississippi College	16	1-9, 1-7 GSC
9. Shorter	8	0-11, 0-8 GSC

NOTES: The head coaches voted in this poll. Teams received 8 points for a first place vote, 7 for a second place vote, etc. The head coaches were not allowed to vote for their own teams. Number of first place votes in parenthesis.

North Greenville joins the GSC as an affiliate member for football in 2018. The Crusaders went 4-6 as an independent in 2017 after a 9-5 record in 2016 and an appearance in the NCAA Division II playoffs.

North Alabama made the move to Division I following the 2017-18 academic year, joining the Big South Conference for football and the Atlantic Sun for other sports. UNA was a charter member of the GSC, dating back to 1972.

2018 FOOTBALL PRESEASON ALL-GSC

Chakel Gates, WR, Mississippi College

- Gates was picked as the GSC Preseason Return Specialist after averaging 27.4 yards per kick return on 19 run-backs in 2017. His average was the 5th-best mark in school history, while his 521 total kick return yards was the 9th-best tally. Gates also caught 25 passes for 200 yards, ranking second on the team in both categories.

TEAM RECOGNITION

In between the 1st and 2nd quarters at all home games, we will be recognizing the other 16 NCAA-sponsored sports on the MC campus over the season. This season's team recognitions are brought to you by Trustmark Bank.

HONORARY CAPTAINS

Also, at each and every home football game, the team will recognize two honorary captains from teams of the past, as well as, a Professor of the Week.

STATISTICS COMPARISON

MC	OPPONENT	CATEGORY	NGU	OPPONENT
32.5	19.5	Scoring	18.5	27.0
15.5	23.5	First Downs/Gm	17.0	17.5
283.0	129.5	Rushing Yards/Gm	38.5	172.0
6	1	Rushing TD's	0	3
88.5	241.5	Passing Yards/Gm	255.5	196.0
1	3	Passing TD's	4	4
371.5	371.0	Total Offense/Gm	294.0	368.0
19.1	21.4	Kick Return Avg.	21.5	23.4
3.0	-2.0	Punt Return Avg.	2.0	4.2
2-2	2-1	Fumbles-Lost	3-3	5-2
15-73.5	15-68.0	Penalties-Yards/Gm	16-63.0	10-45.0
7-45.4	9-30.1	Net Punt Avg.	15-52.0	13-34.8
29:12	30:48	Time of Possession	34:37	25:23
6-18 (33%)	16-36 (44%)	3rd Down Pct.	14-34 (41%)	10-27 (37%)
0-1 (0%)	2-5 (40%)	4th Down Pct.	1-1 (100%)	0-1 (0%)
2-12	1-4	Sacks-Yards	1-11	9-69
8	4	Touchdowns Scored	4	7
3-4	4-4	Field Goals-Attempts	3-4	2-2
5-6 (83%)	8-9 (89%)	Red Zone Scores	7-8 (88%)	5-6 (83%)
3-6 (50%)	4-9 (44%)	Red Zone Touchdowns	4-8 (50%)	3-6 (50%)

INDIVIDUAL STATISTICS

MISSISSIPPI COLLEGE

Rushing	Att-Yds	Avg	TD	Lg	Y/Gm
Dt. Hawthorn	25-216	8.6	3	61	108.0
T. Lampkin	27-138	5.1	0	33	69.0
Ji. Mark	9-104	11.6	2	78	52.0

Passing	C-Att	Pct.	Yds	Lg	TD/INT
Dt. Hawthorn	10-18	55.6	177	54	1/1

Receiving	Rec-Yds	Avg	TD	Lg	Y/Gm
D. Croegaert	3-81	27.0	1	54	40.5
C. Gates	2-47	23.5	0	36	23.5
Ji. Mark	1-16	16.0	0	16	8.0

Field Goals	Made-Att	Pct.	Long	Blkd
D. McCarter	3-4	75.0	44	0

Punting	No.-Yds	Avg	Lg	I20	50+
D. McCarter	7-336	48.0	61	3	4

Punt Returns	No.-Yds	Avg	TD	Lg
P. Anderson	2-6	3.0	0	6

Kick Returns	No.-Yds	Avg	TD	Lg
C. Gates	9-172	19.1	0	28

Scoring	TD	FG	PAT	Saf	Pts
Dt. Hawthorn	3	0-0	0-0	0	18
D. McCarter	0	3-4	8-8	0	17
Ji. Mark	2	0-0	0-0	0	12
T. Rotenberry	1	0-0	0-0	0	6

Defense	UT-AT	TT	TFL	Other
J. Hassell	10-3	13	--	--
D. Hawthorn	10-1	11	--	2 PBU
D. Frederick	8-2	10	2.5	1.0 Sack
E. Rogers	9-0	9	--	2 INT, 2 PBU
S. Ayon	6-2	8	0.5	--
T. Thompson	6-1	7	0.5	1 INT, 1 FF

NORTH GREENVILLE

Rushing	Att-Yds	Avg	TD	Lg	Y/Gm
K. Belack	20-69	3.5	0	25	34.5
J. Norman	14-56	4.0	0	21	28.0
E. Humphrey	15-34	2.3	0	6	17.0

Passing	C-Att	Pct.	Yds	Lg	TD/INT
W. Hunter	52-79	65.8	503	35	4/2

Receiving	Rec-Yds	Avg	TD	Lg	Y/Gm
D. Rooks	14-111	7.9	1	21	55.5
L. Catafomo	11-132	12.0	2	24	66.0
J. Smith	9-60	6.7	0	13	30.0

Field Goals	Made-Att	Pct.	Long	Blkd
M. Gravely	3-4	75.0	33	0

Punting	No.-Yds	Avg	Lg	I20	50+
M. Gravely	6-310	51.7	76	1	2

Punt Returns	No.-Yds	Avg	TD	Lg
J. Smith	3-3	-1.0	0	2

Kick Returns	No.-Yds	Avg	TD	Lg
K. Drummond	6-145	24.2	0	44

Scoring	TD	FG	PAT	Saf	Pts
M. Gravely	0	3-4	4-4	0	13
L. Catafomo	2	0-0	0-0	0	12
D. Rooks	1	0-0	0-0	0	6
J. Helms	1	0-0	0-0	0	6

Defense	UT-AT	TT	TFL	Other
M. Thomas	7-7	14	3.0	2 PBU
J. Worthy	8-4	12	--	4 PBU, 1 FF
T. Beatty	7-4	11	--	2 PBU
D. Williams	3-8	11	3.0	1 FR
D. Hunt	4-6	10	2.0	1 PBU
A. Watson	4-4	8	--	1 INT, 2 PBU

GSC STATISTICS

SCORING

School	TD	FG	Pts	Avg
Valdosta State	13	3	100	50.0
West Georgia	11	0	76	38.0
West Alabama	10	1	73	36.5
Mississippi College	8	3	65	32.5
Florida Tech	6	2	50	25.0
North Greenville	4	3	37	18.5
West Florida	3	5	36	18.0
Delta State	2	3	23	11.5
Shorter	3	0	23	11.5

SCORING DEFENSE

School	TD	FG	Pts	Avg
West Georgia	2	1	17	8.5
Valdosta State	2	2	20	10.0
Florida Tech	3	1	24	12.0
Mississippi College	4	4	39	19.5
West Florida	6	2	47	23.5
West Alabama	7	2	53	26.5
North Greenville	7	2	54	27.0
Delta State	9	1	65	32.5
Shorter	17	2	127	63.5

TOTAL OFFENSE YARDS

School	Rush	Pass	Total	Avg
Valdosta State	546	429	975	487.5
West Georgia	386	472	858	429.0
West Alabama	218	573	791	395.5
Mississippi College	566	177	743	371.5
West Florida	252	463	715	357.5
Delta State	288	363	651	325.5
North Greenville	77	511	588	294.0
Florida Tech	92	415	507	253.5
Shorter	152	349	501	250.5

TOTAL DEFENSE YARDS

School	Rush	Pass	Total	Avg
Valdosta State	68	314	382	191.0
West Georgia	147	273	420	210.0
Florida Tech	235	390	625	312.5
North Greenville	344	392	736	368.0
Mississippi College	259	483	742	371.0
Delta State	432	329	761	380.5
West Florida	484	348	832	416.0
West Alabama	273	584	857	428.5
Shorter	403	663	1066	533.0

RUSHING YARDS

School	Att	Yds	TD	Avg/G
Mississippi College	87	566	6	283.0
Valdosta State	65	546	6	273.0
West Georgia	82	386	5	193.0
Delta State	76	288	2	144.0
West Florida	74	252	0	126.0
West Alabama	53	218	3	109.0
Shorter	61	152	0	76.0
Florida Tech	51	92	3	46.0
North Greenville	64	77	0	38.5

PASSING EFFICIENCY

School	Comp%	Yds	TD	EFFIC
Valdosta State	57.1	429	7	147.8
Mississippi College	55.6	177	1	145.4
West Alabama	62.9	573	6	137.0
West Georgia	58.6	472	5	133.1
North Greenville	66.3	511	4	131.4
Florida Tech	61.1	415	1	128.1
Shorter	58.3	349	3	110.4
West Florida	52.1	463	3	107.9
Delta State	52.4	363	0	82.3

THIS WEEK IN THE GSC

2018 STANDINGS	GSC		OVERALL					Stk
	W-L	Pct	W-L	Pct	H	A	N	
Florida Tech	0-0	0.000	2-0	1.000	1-0	1-0	0-0	W2
Mississippi College	0-0	0.000	2-0	1.000	2-0	0-0	0-0	W2
Valdosta State	0-0	0.000	2-0	1.000	1-0	0-0	1-0	W2
West Alabama	0-0	0.000	2-0	1.000	2-0	0-0	0-0	W2
West Georgia	0-0	0.000	2-0	1.000	2-0	0-0	0-0	W2
North Greenville	0-0	0.000	1-1	0.500	0-1	1-0	0-0	L1
West Florida	0-0	0.000	1-1	0.500	1-0	0-1	0-0	L1
Delta State	0-0	0.000	0-2	0.000	0-1	0-1	0-0	L2
Shorter	0-0	0.000	0-2	0.000	0-1	0-1	0-0	L2

Offensive Player of the Week **Rogan Wells, QB, Valdosta State**

Wells had a career night in the 55-6 win for the Blazers, throwing for a career-high four touchdowns. The sophomore also led the team in rushing and threw no interceptions. This is the second time in his career that Wells has been named the GSC Offensive Player of the Week.

Defensive Player of the Week **J.T. Hassell, LB, Florida Tech**

Hassell, a 2017 All-GSC selection, had 19 tackles in the FIT win over Newberry. Hassell is the first GSC player since 2015 to record at least 19 tackles in a game. He is the first Panther to win this award since his teammate Adonis Davis won the honor last season.

Special Teams Player of the Week **Christian Saulsberry, WR, West Alabama**

Saulsberry opened the game with an electric touchdown for Tigers, going 95 yards for the score in the win against Miles. He also had six receptions and a pair of TDs on the offensive end. Former UWA star returner Donta Armstrong won this award in 2016.

Freshman of the Week **Jameon Gaskin, LB, Valdosta State**

In his first career start, Gaskin led the Blazers in tackles as VSU dominated FVSU 55-6 in the NCAA Division II Showcase. Gaskin recorded the first sack of his career on the first drive of the game. This week's GSC Offensive Player of the Week, Rogan Wells, was the last Blazers to win this award, but Gaskin becomes the first Blazer defender to win the award since its inception in 2014.

LAST WEEK'S GAMES

SEPTEMBER 6 (THURSDAY)

Miles (21) at West Alabama (37) Livingston, Ala. 6:00 pm

SEPTEMBER 8 (SATURDAY)

Newberry (10) at Florida Tech (17) Melbourne, Fla. 1:00 pm
 Tusculum (61) at Shorter (14) Rome, Ga. 1:00 pm
 Limestone (14) at West Georgia (42) Carrollton, Ga. 2:00 pm
Southwest Baptist (9) at Mississippi College (34) Clinton, Miss. 6:00 pm
 Grand Valley State (21) at Delta State (10) Cleveland, Miss. 6:00 pm
 West Florida (17) at Midwestern State (38) Wichita Falls, Texas 7:00 pm
 Lenoir-Rhyne (51) at North Greenville (24) Tigerville, S.C. 7:00 pm
 Fort Valley State (6) at Valdosta State (55) Waycross, Ga. 7:00 pm

THIS WEEK'S GAMES

SEPTEMBER 15

Mississippi College at North Greenville* **Tigerville, S.C. 6:00 pm**
 Shorter at West Florida* Pensacola, Fla. 6:00 pm
 Valdosta State at West Alabama* Livingston, Ala. 6:00 pm
 Delta State at Florida Tech* Melbourne, Fla. 6:00 pm
 West Georgia at Albany State Albany, Ga. 7:00 pm

NEXT WEEK'S GAMES

SEPTEMBER 22

West Alabama at Limestone Gaffney, S.C. 12:00 pm
 Florida Tech at West Georgia* Carrollton, Ga. 2:00 pm
 North Greenville at Delta State* Cleveland, Miss. 6:00 pm
West Florida at Mississippi College* **Clinton, Miss. 7:00 pm**
 Shorter at Valdosta State* Valdosta, Ga. 7:00 pm

* Gulf South Conference Games

PLAYERS OF THE WEEK

WEEK ENDING **OFFENSE**

09.02 Harry Satterwhite, QB, West Alabama
 09.09 Rogan Wells, QB, Valdosta State
 09.16 _____
 09.23 _____
 09.30 _____
 10.07 _____
 10.14 _____
 10.21 _____
 10.28 _____
 11.04 _____
 11.11 _____

WEEK ENDING **DEFENSE**

09.02 **Elijah Rogers, DB, Mississippi College**
 09.09 J.T. Hassell, LB, Florida Tech
 09.16 _____
 09.23 _____
 09.30 _____
 10.07 _____
 10.14 _____
 10.21 _____
 10.28 _____
 11.04 _____
 11.11 _____

WEEK ENDING **SPECIAL TEAMS**


09.02 Austin Williams, PK, West Florida
 09.09 Christian Saulsberry, WR, West Alabama
 09.16 _____
 09.23 _____
 09.30 _____
 10.07 _____
 10.14 _____
 10.21 _____
 10.28 _____
 11.04 _____
 11.11 _____

WEEK ENDING **FRESHMAN**

09.02 **Jaylan Hassell, DB, Mississippi College**
 09.09 Jameon Gaskin, LB, Valdosta State
 09.16 _____
 09.23 _____
 09.30 _____
 10.07 _____
 10.14 _____
 10.21 _____
 10.28 _____
 11.04 _____
 11.11 _____




DELTA STATE

OVERALL: 0-2 
GSC: 0-0


DATE	OPPONENT	TIME/RESULT
08.30	at Tarleton State	L, 13-44
09.08	Grand Valley State	L, 10-21
09.15	at Florida Tech*!	6:00 pm
09.22	North Greenville*	6:00 pm
09.29	West Florida*	6:00 pm
10.06	at Valdosta State*	12:00 pm
10.13	at West Alabama*!	2:00 pm
10.20	BYE WEEK	
10.25	Shorter*!	6:00 pm
11.03	at West Georgia*	1:00 pm
11.10	Mississippi College*	2:00 pm

FLORIDA TECH

OVERALL: 2-0 
GSC: 0-0


DATE	OPPONENT	TIME/RESULT
09.01	at Benedict	W, 33-14
09.08	Newberry	W, 17-10
09.15	Delta State*!	6:00 pm
09.22	at West Georgia*	2:00 pm
09.29	at Wingate	3:00 pm
10.06	Mississippi College*	7:00 pm
10.13	Valdosta State*	1:00 pm
10.20	at West Florida*	5:00 pm
10.27	at West Alabama*!	4:00 pm
11.03	North Greenville*	2:00 pm
11.10	at Shorter*	1:00 pm

MISSISSIPPI COLLEGE

OVERALL: 2-0 
GSC: 0-0


DATE	OPPONENT	TIME/RESULT
08.30	Clark Atlanta	W, 31-30
09.08	Southwest Baptist	W, 34-9
09.15	at North Greenville*	7:00 pm
09.22	West Florida*!	7:00 pm
09.29	Valdosta State*	7:00 pm
10.06	at Florida Tech*	7:00 pm
10.13	at North Alabama	6:00 pm
10.20	at Shorter*!	1:00 pm
10.27	West Georgia*	3:00 pm
11.03	West Alabama*	2:00 pm
11.10	at Delta State*	2:00 pm

NORTH GREENVILLE

OVERALL: 1-1 
GSC: 0-0


DATE	OPPONENT	TIME/RESULT
08.30	at Tusculum	W, 13-3
09.08	Lenoir-Rhyne	L, 24-51
09.15	Mississippi College*	6:00 pm
09.22	at Delta State*	6:00 pm
09.29	West Alabama*!	6:00 pm
10.06	at West Georgia*!	2:00 pm
10.13	Shorter*	2:30 pm
10.20	at Valdosta State*	3:00 pm
10.27	West Florida*	1:00 pm
11.03	at Florida Tech*	2:00 pm
11.10	at North Alabama	1:30 pm

SHORTER

OVERALL: 0-2 
GSC: 0-0


DATE	OPPONENT	TIME/RESULT
08.30	at Samford	L, 9-66
09.08	Tusculum	L, 14-61
09.15	at West Florida*	7:00 pm
09.22	at Valdosta State*	7:00 pm
09.29	West Georgia*	1:00 pm
10.06	West Alabama*	1:00 pm
10.13	at North Greenville*	2:30 pm
10.20	Mississippi College*!	1:00 pm
10.25	at Delta State*!	7:00 pm
11.03	at North Alabama	7:00 pm
11.10	Florida Tech*	1:00 pm

VALDOSTA STATE

OVERALL: 2-0 
GSC: 0-0


DATE	OPPONENT	TIME/RESULT
09.01	Albany State	W, 45-14
09.08	at Fort Valley State [^]	W, 55-6
09.15	at West Alabama*	6:00 pm
09.22	Shorter*	7:00 pm
09.29	at Mississippi College*	7:00 pm
10.06	Delta State*	12:00 pm
10.13	at Florida Tech*	1:00 pm
10.20	North Greenville*	3:00 pm
10.27	BYE WEEK	
11.03	at West Florida*!	5:00 pm
11.10	West Georgia*!	7:00 pm

WEST ALABAMA

OVERALL: 2-0 
GSC: 0-0


DATE	OPPONENT	TIME/RESULT
08.30	Lenoir-Rhyne	W, 36-32
09.06	Miles	W, 37-21
09.15	Valdosta State*	6:00 pm
09.22	at Limestone	12:00 pm
09.29	at North Greenville*!	6:00 pm
10.06	at Shorter*	12:00 pm
10.13	Delta State*!	2:00 pm
10.20	at West Georgia*	1:00 pm
10.27	Florida Tech*!	4:00 pm
11.03	at Mississippi College*	2:00 pm
11.10	West Florida*	2:00 pm

WEST FLORIDA

OVERALL: 1-1 
GSC: 0-0

DATE	OPPONENT	TIME/RESULT
08.30	Carson-Newman	W, 19-9
09.08	at Midwestern State	L, 17-38
09.15	Shorter*	7:00 pm
09.22	at Mississippi College*!	7:00 pm
09.29	at Delta State*	6:00 pm
10.06	at North Alabama	6:00 pm
10.13	West Georgia*	6:00 pm
10.20	Florida Tech*	5:00 pm
10.27	at North Greenville*	1:00 pm
11.03	Valdosta State*!	4:00 pm
11.10	at West Alabama*	2:00 pm

WEST GEORGIA

OVERALL: 2-0 
GSC: 0-0

DATE	OPPONENT	TIME/RESULT
09.01	Catawba	W, 34-3
09.08	Limestone	W, 42-14
09.15	at Albany State	7:00 pm
09.22	Florida Tech*	2:00 pm
09.29	at Shorter*	1:00 pm
10.06	North Greenville*!	2:00 pm
10.13	at West Florida*	6:00 pm
10.20	West Alabama*	1:00 pm
10.27	at Mississippi College*	3:00 pm
11.03	Delta State*	1:00 pm
11.10	at Valdosta State*!	7:00 pm



JOHN BLAND

HEAD COACH

5TH SEASON AT MISSISSIPPI COLLEGE UNIVERSITY OF ARKANSAS (1989)

On January 2, 2014, John Bland was announced as the 15th head football coach in Mississippi College history.

In 2017, the Choctaws dropped their season-opener in heart-breaking fashion, falling in overtime to Clark Atlanta, 32-29. MC would come back at the end of the year and grab a heart-stopping victory with a 30-29 win over Shorter on "Senior Day". Senior Greg Nickles hit a field goal as time expired to give MC the triumph. Freshman Darius Young earned All-GSC and All-Region honors for his efforts as a kick returner, setting a school record with 194 return yards against rival Delta State

The 2016 Choctaws opened the season with a 28-16 win over Point University and improved to 2-2 with a last-second, 27-26 victory over Cumberland (TN) on September 24th. MC also collected their first Gulf South Conference victory since 1995 in a 32-0 shutout against Shorter. Senior wide receiver Marcel Newson was named an AFCAA All-American and also earned All-GSC honors as a receiver and kick returner.

In 2015, the Choctaws took a big step forward, dropping their scoring differential from 27 points in 2014 to just seven points in 2015. MC opened the season with a 61-6 victory over Texas College and moved to 2-1 with a 42-21 victory over cross-town rival Belhaven on September 19th. Seven Choctaws earned All-NCCAA honors, led by wide receiver Marcel Newson, who was a finalist for the C Spire Conerly Trophy, recognizing the top four-year college football player in the State of Mississippi.

In his first season at MC in 2014, he led the Choctaws in their first season back in NCAA Division II and the Gulf South Conference. Five Choctaws were named to the National Christian College Athletic Association All-American list. The team rushed for 1,719 yards and 14 touchdowns in their first year running an option attack.

Bland came to Mississippi College after an eight-year career at the University of the Cumberlands in Williamsburg, Ky. There, he went 70-21 with five Mid-South Conference championships ('07, '08, '09, '10, '13). He was also named MSC Coach of the Year five times, while having 103 players earn all-conference selections in his tenure.

In 2013, the Patriots went 13-1 and advanced to the NAIA national championship game after being ranked #1 in the country for the final two weeks of the season. Cumberlands spent most of the season ranked as the #1 or #2

team in all of NAIA. The Patriots had one of the top offenses in the nation, leading all of NAIA in rushing offense (4,978 yards), rushing offense per game (355.6 ypg) and scoring (616 points). Cumberlands also led the nation in third-down conversion percentage (53.2%).

Prior to his time at Cumberlands, Bland spent five seasons as the quarterbacks coach at Rice University in Houston, Texas. In 2001, the Owls went 8-4, gaining the most wins at the school since the 1953 season. Rice ranked sixth in the nation in rushing in 2002, second in 2003 and led the country in 2004. The Owls' quarterbacks accounted for one-third of the team's rushing totals during that time and in 2003, his signal-caller was the first in school history to rush and pass for 2,000 yards in a career.

Before his five seasons at Rice, Bland coached at Division II Southern Arkansas University for seven years. He was an assistant coach from 1994-99 and was promoted to the head coach for the 2000 season. While with the Muleriders, the offense broke several school and conference records and led the Gulf South Conference in scoring in 1998 and 1999. In 1997, SAU won the GSC and were ranked 10th in the country.

Prior to his time at Southern Arkansas, Bland served as an assistant coach at Central High School in Columbia, Tenn. He was a graduate assistant under Pat Dye at Auburn University and served as a student assistant at the University of Arkansas following his playing career.

Bland was a four-year letterman at the University of Arkansas as a quarterback. While in Fayetteville, the Razorbacks went to four straight bowl games, making appearances in the Holiday, Liberty, Orange and Cotton Bowls. He was named a permanent captain for the 1988 Southwest Conference Champions that compete in the Cotton Bowl.

Coach Bland holds a master's degree in Kinesiology from Auburn University and a bachelor's degree, also in Kinesiology, from the University of Arkansas. Originally from Knoxville, Tennessee, Bland is a graduate of Farragut High School where he was an All-State recipient playing at the quarterback and defensive back positions.

Coach Bland and his wife, Candis, have three children, Shreve, Jade, and Bo.

COACHING CAREER

YEAR	SCHOOL	POSITION
1989-90	University of Arkansas	Student Assistant
1991-92	Auburn University	Graduate Assistant
1992-93	Central HS (Columbia, TN)	Assistant Coach
1994-99	Southern Arkansas Univ.	Assistant Coach
2000	Southern Arkansas Univ.	Head Coach
2001-05	Rice University	Assistant Coach
2006-13	Univ. of the Cumberlands (KY)	Head Coach
2014-	Mississippi College	Head Coach

HEAD COACHING RECORD

YEAR	SCHOOL	RECORD	NOTES
2000	Southern Arkansas	5-5	6th in GSC
2006	Cumberlands (KY)	6-4	T-2nd MSC East
2007	Cumberlands (KY)	8-3	1st MSC East NAIA 1st Rd
2008	Cumberlands (KY)	10-2	1st MSC East, NAIA 2nd Rd
2009	Cumberlands (KY)	9-2	1st MSC East, NAIA 1st Rd
2010	Cumberlands (KY)	7-4	1st MSC West, NAIA 1st Rd
2011	Cumberlands (KY)	7-3	T-2nd MSC West
2012	Cumberlands (KY)	10-2	2nd MSC East, NAIA 2nd Rd
2013	Cumberlands (KY)	13-1	1st MSC East, NAIA Runner-Up
2014	Mississippi College	1-9	8th in GSC
2015	Mississippi College	2-8	8th in GSC
2016	Mississippi College	3-7	Full members of D-II and GSC
2017	Mississippi College	1-9	---
2018	Mississippi College	2-0	---
TOTAL	14th Season	84-59 (.587)	5 Conference Titles 6 NAIA Tournament Appearances

2018 FOOTBALL COACHING STAFF



MICHAEL COLLINS
Defensive Coordinator



TOMMY LAURENDINE
Offensive Coordinator



PAUL RASMUSSEN
Linebackers



EDGAR WEISER
Offensive Line



CORY YORK
Defensive Line



NICK LUCKEY
Defensive Backs



CONNOR MADIGAN
Wide Receivers



BRYAN PITTMAN
Outside Linebackers



ATHLETIC TRAINING



MATT VERRET
Asst. AD Sports Medicine



ALICIA THORNBURG
Asst. Athletic Trainer



HUDSON BYRNES
Asst. Athletic Trainer



ADRIAN DENNIS
Graduate Assistant



JACOB HARDY
Graduate Assistant



HAYLEY JOHNSON
Graduate Assistant

SPORTS PERFORMANCE



MICHAEL SHUMAKER
Asst. AD Sports Performance




CARISSA BELL
Assistant Strength Coach



JONATHAN BARBER
Graduate Assistant



JULIO MORENO
Graduate Assistant



SUPPORT STAFF




JOURDAN BRANNING
Administrative Assistant



DAVID NICHOLS
Asst. AD Athletic Comm.



GRADY TURMAN
Head of Transportation



TIM YANCY
Equipment Manager

MISSISSIPPI COLLEGE ROSTER VS. NORTH GREENVILLE

No.	Name	Pos.	Ht.	Wt.	Cl.	Hometown (Previous School)
1	Cole Rotenberry	RB	5'8	170	Jr.	Batesville, Miss. (Northwest MS CC)
2	Sergio Ayon	LB	5'10	215	Jr.	San Diego, Calif. (Southwestern College)
2	Ja'Mori Mark	RB	5'7	167	Jr.	Tylertown, Miss. (East MS CC)
3	Zyair Velazquez	LB	6'1	240	Jr.	San Diego, Calif. (Southwestern College)
4	Alizee Chubbs	LB	5'9	205	R-Sr.	Atlanta, Ga. (McEachern HS)
4	Colt Freeman	RB	5'10	190	Sr.	Olive Branch, Miss. (Lewisburg HS)
5	Paul Anderson	DB	5'11	195	Sr.	West Park, Fla. (South Dakota)
6	Branden Pete	DB	5'11	180	R-Jr.	Sandhill, Miss. (Pisgah HS)
6	Moregan Sharp	WR	6'1	200	R-Jr.	Helena, Ala. (Pelham HS)
7	Chakel Gates	WR	5'11	180	Sr.	Calhoun City, Miss. (Itawamba CC)
7	Justin Jackson	DB	6'1	180	Jr.	Jackson, Miss. (MS Valley State)
8	Detric Hawthorn	QB	5'8	170	Jr.	Collins, Miss. (Jones County JC)
8	Trey Thompson	LB	6'2	225	Gr.	Cincinnati, Ohio (Tennessee Tech)
9	Aaron Feazelle	QB	6'4	230	R-So.	Diamondhead, Miss. (Hancock HS)
9	Turner Rotenberry	DB	5'8	170	Jr.	Batesville, Miss. (Northwest MS CC)
10	Jack Grissom	QB	6'0	182	Fr.	Eads, Tenn. (First Assembly Christian)
11	Jaylan Hassell	DB	5'10	170	Fr.	Olive Branch, Miss. (Olive Branch HS)
12	Calvin Sims Jr.	DB	5'11	180	R-Fr.	Chattanooga, Tenn. (Austin Peay)
13	Derric Hawthorn	DB	5'9	180	Jr.	Collins, Miss. (Jones County JC)
15	Arik Washington	RB	6'1	225	Sr.	York, Ala. (Russell Christian Aca.)
17	Marcell Quince	DB	5'10	165	Fr.	Boynton Beach, Fla. (American Heritage)
18	Drake McCarter	P/K	5'10	155	Jr.	Tupelo, Miss. (Northwest MS CC)
20	Chase Hughes	RB	5'10	198	Jr.	Centreville, Miss. (Southwest MS CC)
21	Chris Hatzis	RB	5'7	170	Fr.	Baton Rouge, La. (Episcopal HS)
21	Colton Magee	LB	5'11	210	Sr.	Tylertown, Miss. (Copiah-Lincoln CC)
22	Elijah Rogers	DB	5'9	171	Jr.	Jackson, Miss. (Jones County JC)
23	Chris Bowie	DB	5'8	160	Fr.	Angleton, Texas (Angleton HS)
25	Kenzie Phillips	RB	5'8	198	Jr.	Oxford, Miss. (Northeast MS CC)
26	Peter Harris	RB	5'9	218	Fr.	Vicksburg, Miss. (Porters Chapel Aca.)
27	Drew Croegaert	RB	5'11	190	Jr.	Lakeland, Tenn. (Evangelical Christian)
28	D.J. Smith	DL	6'2	260	So.	Opelika, Ala. (Beauregard HS)
29	Trace Sugg	LB	6'0	210	Jr.	Morton, Miss. (Hendrix College)
32	Damarius Ray	DB	5'10	190	Jr.	Itta Bena, Miss. (Northeast MS CC)
33	Cole Lewis	RB	5'10	220	R-Jr.	New Orleans, La. (De La Salle HS)
34	Tiberias Lampkin	RB	5'9	220	Sr.	Sturgis, Miss. (Mississippi State)
35	Fred Walls	LB	6'2	230	Jr.	Olive Branch, Miss. (Memphis)
36	Zhauntre McElroy	DB	5'11	170	Jr.	San Francisco, Calif. (Pearl River CC)
38	Corey Rholdon	DB	6'0	185	R-Jr.	New Orleans, La. (Holy Cross School)
40	Jalean Brown	DB	6'2	196	R-Fr.	Meridian, Miss. (Meridian HS)

MISSISSIPPI COLLEGE ROSTER VS. NORTH GREENVILLE

No.	Name	Pos.	Ht.	Wt.	Cl.	Hometown (Previous School)
41	Damon Wright	LB	6'2	225	So.	Hoover, Ala. (Spain Park HS)
45	Michael Washington Jr.	DL	6'2	250	So.	Collinsville, Miss. (Northwest MS CC)
47	Quentin Frazier	LB	6'0	220	Jr.	Hernando, Miss. (Northeast MS CC)
48	Justin Stewart	LB	6'0	230	Sr.	Laurel, Miss. (MS Gulf Coast CC)
49	Bailey Thomas	DL	6'5	215	Fr.	Zachary, La. (Zachary HS)
54	Dalton Frederick	DL	6'3	260	R-So.	Bartlett, Tenn. (Bartlett HS)
56	Jarvis Smithey	OL	6'2	290	Jr.	Pontotoc, Miss. (Itawamba CC)
57	Dalton Coe	OL	6'2	260	Fr.	St. Francisville, La. (West Feliciana HS)
58	Landon Houlditch	DL	6'2	232	So.	Linden, Ala. (Marengo Aca.)
61	Devin Ladner	OL	5'11	275	Fr.	Kiln, Miss. (Hancock HS)
63	Blake Atteberry	OL	6'1	275	R-Jr.	Cantonment, Fla. (Tate HS)
68	Blane Cannon	OL	6'2	265	Fr.	Fayetteville, Tenn. (Lincoln County HS)
73	Tahara Thornton	OL	6'0	300	R-So.	Mobile, Ala. (Mary G. Montgomery HS)
76	Lawrence Guyot	OL	6'3	285	Sr.	Bartlett, Tenn. (Bolton HS)
77	Cordell Birge	OL	6'2	335	Jr.	Southaven, Miss. (East MS CC)
78	Cortez Parker	OL	6'0	310	R-Fr.	Brandon, Miss. (Puckett HS)
79	Jeremiah Campbell	OL	6'5	270	R-So.	Baton Rouge, La. (St. Michael the Archangel)
85	Jonathan Penton	LS	6'5	195	R-So.	Bogalusa, La. (Mandeville HS)
87	Mason Quimby	LS	5'11	165	Fr.	Vicksburg, Miss. (Warren Central HS)
90	Kalvin Bowman	DL	6'0	290	Jr.	West Monroe, La. (West Monroe HS)
98	EJ Hurley	OL	6'3	330	Jr.	Tyrone, Ga (Kennesaw State)
99	Jared Byrd	DL	6'1	250	Fr.	Alexandria, La. (Alexandria HS)

MISSISSIPPI COLLEGE COACHING STAFF

Head Coach	John Bland (4th Year) University of Arkansas (1989)
Career Record	84-59 (14th Season)
MC Record	9-33 (5th Season)

Assistant Coach	Michael Collins (Defensive Coordinator)
Assistant Coach	Tommy Laurendine (Offensive Coordinator)
Assistant Coach	Paul Rasmussen (Linebackers)
Assistant Coach	Edgar Weiser (Off. Line/Special Teams)
Assistant Coach	Cory York (Defensive Line)
Graduate Assistant	Nick Luckey (Defensive Backs)
Graduate Assistant	Connor Madigan (Wide Receivers)
Graduate Assistant	Bryan Pittman (Outside Linebackers)

Athletic Trainer	Hudson Byrnes
Athletic Trainer	Jacob Hardy
Strength & Conditioning	Michael Shumaker
Equipment Coordinator	Tim Yancy

MISSISSIPPI COLLEGE DEPTH CHART VS. SOUTHWEST BAPTIST

OFFENSE

QUARTERBACK

8	Detric Hawthorn	5'8	170	Jr.
9	Aaron Feazelle	6'4	230	So.

A-BACK

34	Tiberias Lampkin	5'9	220	Sr.
25	Kenzie Phillips	5'8	198	Jr.

B-BACK

2	Ja'Mori Mark	5'7	167	Jr.
20	Chase Hughes	5'10	198	Jr.

C-BACK

27	Drew Croegaert	5'11	190	Jr.
4	Colt Freeman	5'10	190	Sr.

WIDE RECEIVER

7	Chakel Gates	5'11	180	Sr.
15	Arik Washington	6'1	225	Sr.

WIDE RECEIVER

1	Cole Rotenberry	5'8	170	Jr.
6	Moregan Sharp	6'1	200	Jr.

LEFT TACKLE

79	Jeremiah Campbell	6'5	270	So.
57	Dalton Coe	6'2	260	Fr.

LEFT GUARD

73	Tahara Thornton	6'0	300	So.
63	Blake Atteberry	6'1	275	Jr.

CENTER

56	Jarvis Smithy	6'2	290	Jr.
61	Devin Ladner	5'11	275	Fr.

RIGHT GUARD

77	Cordell Birge	6'2	335	Jr.
78	Cortez Parker	6'0	310	Fr.

RIGHT TACKLE

76	Lawrence Guyot	6'3	285	Sr.
68	Blane Cannon	6'2	265	Fr.

DEFENSE

DEFENSIVE END

54	Dalton Frederick	6'3	260	So.
99	Jared Byrd	6'1	250	Fr.

NOSE GUARD

28	D.J. Smith	6'2	260	So.
90	Kalvin Bowman	6'0	290	Jr.

DEFENSIVE END

45	Michael Washington Jr.	6'2	250	So.
49	Bailey Thomas	6'5	215	Fr.

INSIDE LINEBACKER

21	Colton Magee	5'11	210	Sr.
4	Alizee Chubbs	5'9	205	Sr.

INSIDE LINEBACKER

48	Justin Stewart	6'0	230	Sr.
2	Sergio Ayon	5'10	215	Jr.

INSIDE LINEBACKER

8	Trey Thompson	6'2	225	Gr.
3	Zyair Velazquez	6'1	240	Jr.

CORNERBACK

22	Elijah Rogers	5'9	171	Jr.
17	Marcell Quince	5'10	165	Fr.

CORNERBACK

6	Branden Pete	5'11	180	Jr.
5	Paul Anderson	5'11	195	Sr.

STRONG SAFETY

11	Jaylan Hassell	5'10	170	Fr.
41	Damon Wright	6'2	225	So.

STRONG SAFETY

13	Derric Hawthorn	5'9	180	Jr.
12	Calvin Sims Jr.	5'11	180	Fr.

FREE SAFETY

9	Turner Rotenberry	5'8	170	Jr.
36	Zhauntre McElroy	5'11	170	Jr.

SPECIAL TEAMS

PLACEKICKER

18	Drake McCarter	5'10	155	Jr.
1	Cole Rotenberry	5'8	170	Jr.

PUNTER

18	Drake McCarter	5'10	155	Jr.
9	Turner Rotenberry	5'8	170	Jr.

KICKOFFS

18	Drake McCarter	5'10	155	Jr.
1	Cole Rotenberry	5'8	170	Jr.

PUNT RETURNS

1	Cole Rotenberry	5'8	170	Jr.
5	Paul Anderson	5'11	195	Jr.

KICK RETURNS

7	Chakel Gates	5'11	180	Sr.
5	Paul Anderson	5'11	195	Sr.

LONG SNAPPER

85	Jonathan Penton	6'5	195	So.
87	Mason Quimby	5'11	165	Fr.

HOLDER

1	Cole Rotenberry	5'8	170	Jr.
10	Jack Grissom	6'0	182	Fr.

MISSISSIPPI COLLEGE PRONUNCIATION GUIDE

1 – Cole Rotenberry	ROE-ten-berry
2 – Sergio Ayon	EYE-on
3 – Zyair Velazquez	ZIE-ear
4 – Alizee Chubbs	AL-uh-zay
7 – Chakel Gates	SHUH-kell
8 – Detric Hawthorn	DEE-trick

9 – Aaron Feazelle	FEE-zelle
10 – Marquze Little	Mar-KEZ
12 – Khiran Williams	KY-run
23 – Chris Bowie	BOO-ee
27 – Drew Croegaert	CROW-gurt
36 – Zhauntre McElroy	JAWN-tray

37 – Gerren Powell	JER-ren
40 – Jalean Brown	JAY-len
58 – Landon Houlditch	HOLE-ditch
59 – Coby Kirchharr	KURSH-ar
76 – Lawrence Guyot	GEE-ott

MISSISSIPPI COLLEGE INDIVIDUAL STATISTICS

RUSHING	GP	Att	Gain	Loss	Net	Avg	TD	Long	Avg/G
Detric Hawthorn	2	25	220	4	216	8.6	3	61	108.0
Tiberias Lampkin	2	27	142	4	138	5.1	0	33	69.0
Ja'Mori Mark	2	9	110	6	104	11.6	2	78	52.0
Kenzie Phillips	2	4	43	2	41	10.2	1	36	20.5
Colt Freeman	2	4	23	0	23	5.8	0	12	11.5
Chase Hughes	2	2	16	0	16	8.0	0	11	8.0
Orlando Doss	2	1	7	0	7	7.0	0	7	3.5
Drew Croegaert	2	1	6	0	6	6.0	0	6	3.0
Chris Hatzis	2	3	12	6	6	2.0	0	7	3.0
Aaron Feazelle	1	2	4	0	4	2.0	0	4	4.0
Cole Lewis	1	1	4	0	4	4.0	0	4	4.0
Cole Rotenberry	2	5	9	7	2	0.4	0	5	1.0
Peter Harris	2	1	2	0	2	2.0	0	2	1.0
TOTAL	2	87	598	32	566	6.5	6	78	283.0
OPPONENTS	2	72	292	33	259	3.6	1	29	129.5

PASSING	GP	Effic	Cmp-Att-Int	Pct	Yds	TD	Long	Avg/G
Detric Hawthorn	2	145.4	10-18-1	55.6	177	1	54	88.5
TOTAL	2	145.4	10-18-1	55.6	177	1	54	88.5
OPPONENTS	2	105.0	51-89-4	57.3	483	3	45	241.5

RECEIVING	GP	Rec	Yds	Avg	TD	Long	Avg/G
Drew Croegaert	2	3	81	27.0	1	54	40.5
Chakel Gates	2	2	47	23.5	0	36	23.5
Cole Rotenberry	2	2	13	6.5	0	8	6.5
Ja'Mori Mark	2	1	16	16.0	0	16	8.0
Orlando Doss	2	1	13	13.0	0	13	6.5
Detric Hawthorn	2	1	7	7.0	0	7	3.5
TOTAL	2	10	177	17.7	1	54	88.5
OPPONENTS	2	51	483	9.5	3	45	241.5

SCORING	TD	FG	Kick	Rush	Rcv	Pass	Saf	DXP	Pts
Detric Hawthorn	3	0-0	0-0	0-0	0	0-0	0	0	18
Drake McCarter	0	3-4	8-8	0-0	0	0-0	0	0	17
Ja'Mori Mark	2	0-0	0-0	0-0	0	0-0	0	0	12
Drew Croegaert	1	0-0	0-0	0-0	0	0-0	0	0	6
Turner Rotenberry	1	0-0	0-0	0-0	0	0-0	0	0	6
Kenzie Phillips	1	0-0	0-0	0-0	0	0-0	0	0	6
TOTAL	8	3-4	8-8	0-0	0	0-0	0	0	65
OPPONENTS	4	4-4	3-4	0-0	0	0-0	0	0	39

PUNT RET.	No.	Yds	Avg	TD	Long
Paul Anderson	2	6	3.0	0	6
TOTAL	2	6	3.0	0	6
OPPONENTS	1	-2	-2.0	0	0

KICK RET.	No.	Yds	Avg	TD	Long
Chakel Gates	9	172	19.1	0	28
TOTAL	9	172	19.1	0	28
OPPONENTS	9	193	21.4	0	33

INTERCEPTIONS	No.	Yds	Avg	TD	Long
Elijah Rogers	2	10	5.0	0	10
Turner Rotenberry	1	87	87.0	1	87
Trey Thompson	1	0	0.0	0	0
TOTAL	4	97	24.3	1	87

FUMBLE RET.	No.	Yds	Avg	TD	Long
TOTAL	0	0	0.0	0	0
OPPONENTS	0	0	0.0	0	0

TOTAL OFFENSE	Plays	Rush	Pass	Total	Avg/G
Detric Hawthorn	43	216	177	393	196.5
Tiberias Lampkin	27	138	0	138	69.0
Ja'Mori Mark	9	104	0	104	52.0
Kenzie Phillips	4	41	0	41	20.5
Colt Freeman	4	23	0	23	11.5
Chase Hughes	2	16	0	16	8.0
Orlando Doss	1	7	0	7	3.5
Chris Hatzis	3	6	0	6	3.0
Drew Croegaert	1	6	0	6	3.0
Aaron Feazelle	2	4	0	4	4.0
Cole Lewis	1	4	0	4	4.0
Peter Harris	1	2	0	2	1.0
Cole Rotenberry	5	2	0	2	1.0
TOTAL	105	566	177	743	371.5
OPPONENTS	161	259	483	742	371.0

MISSISSIPPI COLLEGE INDIVIDUAL STATISTICS

ALL PURPOSE	GP	Rush	Rcv	PR	KR	IR	Total	Avg/G
Detric Hawthorn	2	216	7	0	0	0	223	111.5
Chakel Gates	2	0	47	0	172	0	219	109.5
Tiberias Lampkin	2	138	0	0	0	0	138	69.0
Ja'Mori Mark	2	104	16	0	0	0	120	60.0
Turner Rotenberry	2	0	0	0	0	87	87	43.5
Drew Croegaert	2	6	81	0	0	0	87	43.5
Kenzie Phillips	2	41	0	0	0	0	41	20.5
Colt Freeman	2	23	0	0	0	0	23	11.5
Orlando Doss	2	7	13	0	0	0	20	10.0
Chase Hughes	2	16	0	0	0	0	16	8.0
Cole Rotenberry	2	2	13	0	0	0	15	7.5
Elijah Rogers	2	0	0	0	0	10	10	5.0
Chris Hatzis	2	6	0	0	0	0	6	3.0
Paul Anderson	2	0	0	6	0	0	6	3.0
Cole Lewis	1	4	0	0	0	0	4	4.0
Aaron Feazelle	1	4	0	0	0	0	4	4.0
Peter Harris	2	2	0	0	0	0	2	1.0
TOTAL	2	566	177	6	172	97	1018	509.0
OPPONENTS	2	259	483	-2	193	3	936	468.0

FIELD GOALS	Made-Att	Pct	0-29	30-39	40+	Long	Bkd
Drake McCarter	3-4	75.0	2-2	0-1	1-1	44	0

FG SEQUENCE	Mississippi College	Opponents
Clark Atlanta	(18)	(43), (26), (24)
Southwest Baptist	(44), (21), 30	(36)
at North Greenville		
West Florida		
Valdosta State		
at Florida Tech		
at North Alabama		
at Shorter		
West Georgia		
West Alabama		
at Delta State		

Numbers in (parentheses) indicate field goal was made.

PUNTING	No.	Yards	Avg	Long	TB	FC	I20	50+	Bkd
Drake McCarter	7	336	48.0	61	1	1	3	4	0
TOTAL	7	336	48.0	61	1	1	3	4	0

KICKOFFS	No.	Yards	Avg	TB	OB	Retn	Net	YdLn
Drake McCarter	12	746	62.2	3	0			
TOTAL	12	746	62.2	3	0	21.4	39.8	25
OPPONENTS	10	593	59.3	0	1	19.1	42.1	22

TACKLES	GP	Solo	Ast	Total	Avg/G
Jaylan Hassell	2	10	3	13	6.5
Derric Hawthorn	2	10	1	11	5.5
Dalton Frederick	2	8	2	10	5.0
Elijah Rogers	2	9	0	9	4.5
Sergio Ayon	2	6	2	8	4.0
Trey Thompson	2	6	1	7	3.5
Michael Washington	2	6	1	7	3.5
Turner Rotenberry	2	6	0	6	3.0
Branden Pete	2	5	1	6	3.0
Alizee Chubbs	2	2	4	6	3.0
TOTAL	2	105	26	131	65.5
OPPONENTS	2	83	22	105	52.5

FOR LOSS	GP	TFL	Yds	Sacks	Yds
Dalton Frederick	2	2.5	11	1.0	5
Michael Washington	2	2.0	3	--	--
Jared Byrd	2	2.0	5	0.5	3
Colton Magee	2	1.0	2	--	--
Sergio Ayon	2	0.5	0	--	--
Trey Thompson	2	0.5	4	0.5	4
TOTAL	2	11.0	29	2.0	12
OPPONENTS	2	6.0	17	1.0	4

PASS DEFENSE	GP	INT	YDS	BU	PD
Elijah Rogers	2	2	10	2	4
Turner Rotenberry	2	1	87	--	1
Trey Thompson	2	1	0	--	1
Derric Hawthorn	2	--	--	2	2
Branden Pete	2	--	--	1	1
Calvin Sims Jr.	2	--	--	1	1
Marcell Quince	2	--	--	1	1
TOTALS	2	4	97	7	11
OPPONENTS	2	1	3	1	2

MISCELLANEOUS	GP	FR	YDS	FF	BLK
Justin Stewart	2	1	0	0	--
Trey Thompson	2	--	--	1	--
Michael Washington	2	--	--	1	--
TOTALS	2	1	0	2	0
OPPONENTS	2	2	0	0	0

SCORING DRIVES

CLARK ATLANTA

Started at	Clock	Plays	Yds	Time	Result
MC 21	1st - 10:58	6	79	3:05	TOUCHDOWN
CAU 00	1st - 00:00	0	0	0:00	TOUCHDOWN
MC 17	2nd - 13:25	12	83	5:55	TOUCHDOWN
MC 17	3rd - 09:52	2	83	0:38	TOUCHDOWN
MC 30	4th - 10:05	10	69	6:07	FIELD GOAL

SOUTHWEST BAPTIST

Started at	Clock	Plays	Yds	Time	Result
SBU 36	1st - 04:50	1	36	0:08	TOUCHDOWN
SBU 29	2nd - 00:38	2	29	0:22	TOUCHDOWN
SBU 27	2nd - 00:05	1	0	0:05	FIELD GOAL
MC 35	3rd - 15:00	10	61	5:07	FIELD GOAL
MC 36	3rd - 08:12	3	64	1:17	TOUCHDOWN
MC 18	4th - 08:26	3	82	1:50	TOUCHDOWN

AT NORTH GREENVILLE

Started at	Clock	Plays	Yds	Time	Result
------------	-------	-------	-----	------	--------

WEST FLORIDA

Started at	Clock	Plays	Yds	Time	Result
------------	-------	-------	-----	------	--------

VS DELTA STATE

Started at	Clock	Plays	Yds	Time	Result
------------	-------	-------	-----	------	--------

AT WEST FLORIDA

Started at	Clock	Plays	Yds	Time	Result
------------	-------	-------	-----	------	--------

AT VALDOSTA STATE

Started at	Clock	Plays	Yds	Time	Result
------------	-------	-------	-----	------	--------

VS WEST GEORGIA

Started at	Clock	Plays	Yds	Time	Result
------------	-------	-------	-----	------	--------

VS SHORTER

Started at	Clock	Plays	Yds	Time	Result
------------	-------	-------	-----	------	--------

AT NORTH ALABAMA

Started at	Clock	Plays	Yds	Time	Result
------------	-------	-------	-----	------	--------

IN THE RED ZONE

When the offense moves the ball inside the 20-yard line, the offense is considered to be in the "Red Zone", and in prime scoring position. The following chart shows how the Choctaw offense performs inside the "Red Zone" during the 2018 season:

Game	Chances	TD	FG	TO	Downs	Miss FG	Half
Clark Atlanta	3	2	1	0	0	0	0
SW Baptist	3	1	1	0	0	1	0
at North Greenville							
West Florida							
Valdosta State							
at Florida Tech							
at North Alabama							
at Shorter							
West Georgia							
West Alabama							
at Delta State							
Totals	6	3	2	0	0	1	0
Opponent	9	4	4	0	1	0	0

MC Scoring Pct: 5-of-6 (83.3%); Point Scored: 27
Opponent Scoring Pct: 8-of-9 (88.9%); Points Scored: 39

LONGEST PLAYS (20+ YARDS)

RUSHING

78*	Ja'Mori Mark vs. SW Baptist	09.08.18
61	Detric Hawthorn vs. Clark Atlanta	08.30.18
55*	Detric Hawthorn vs. Clark Atlanta	08.30.18
36*	Kenzie Phillips vs. SW Baptist	09.08.18
33	Tiberias Lampkin vs. Clark Atlanta	08.30.18

PASSING

54*	Detric Hawthorn to Drew Croegaert vs. SW Baptist	08.09.18
36	Detric Hawthorn to Chakel Gates vs. Clark Atlanta	08.30.18
28	Detric Hawthorn to Drew Croegaert vs. Clark Atlanta	08.30.18

PUNT RETURN

--		
----	--	--

KICK RETURN

28	Chakel Gates vs. Clark Atlanta	08.30.18
27	Chakel Gates vs. SW Baptist	09.08.18
24	Chakel Gates vs. Clark Atlanta	08.30.18
21	Chakel Gates vs. Clark Atlanta	08.30.18

INTERCEPTION RETURN

87*	Turner Rotenberry vs. Clark Atlanta	08.30.18
-----	-------------------------------------	----------

* Touchdown scored on the play

CHARTING THE BIG PLAYS

RUSHING

Player	20-29	30-39	40-49	50+	Total
Detric Hawthorn	--	--	--	2	2
Tiberias Lampkin	--	1	--	--	1
Ja'Mori Mark	--	--	--	1	1
Kenzie Phillips	--	1	--	--	1
Total	--	2	--	3	5

PASSING

Player	20-29	30-39	40-49	50+	Total
Detric Hawthorn	1	1	--	1	3
Total	1	1	--	1	3

RECEIVING

Player	20-29	30-39	40-49	50+	Total
Drew Croegaert	1	--	--	1	2
Chakel Gates	--	1	--	--	1
Total	1	1	--	1	3

KICK RETURNS

Player	20-29	30-39	40-49	50+	Total
Chakel Gates	5	--	--	--	5
Total	5	--	--	--	5

PUNT RETURNS

Player	20-29	30-39	40-49	50+	Total
--	--	--	--	--	--
Total	--	--	--	--	--

INTERCEPTION RETURNS

Player	20-29	30-39	40-49	50+	Total
Turner Rotenberry	--	--	--	1	1
Total	--	--	--	1	1

20-YARD PLUS BY PLAYER

Player	No.	TD	R	P	KR	PR	IR	FR
Drew Croegaert	2	1	0	2	0	0	0	0
Chakel Gates	6	0	0	1	5	0	0	0
Detric Hawthorn	5	2	2	3	0	0	0	0
Tiberias Lampkin	1	0	1	0	0	0	0	0
Ja'Mori Mark	1	1	1	0	0	0	0	0
Kenzie Phillips	1	1	1	0	0	0	0	0
Turner Rotenberry	1	1	0	0	0	0	1	0
Total	14	5	5	3	5	0	1	0

RECORD BREAKDOWN

CURRENT STREAK

Current Home Streak	Won 3
Current Away Streak	Lost 6

LAST WIN 34-9 VS. SOUTHWEST BAPTIST (09.08.18)

Last Home Win	34-9 vs. Southwest Baptist (09.08.18)
Last Away Win	32-0 at Shorter (11.05.16)

LAST LOSS 16-7 AT NORTH ALABAMA (11.11.17)

Last Home Loss	28-0 vs. West Georgia (10.21.17)
Last Away Loss	16-7 at North Alabama (11.11.17)

	2018	Bland Era
Home	2-0	8-14
Away	0-0	1-19
Neutral	0-0	0-0
Natural Grass	0-0	0-3
Artificial Turf	2-0	9-30
Day Games	0-0	4-16
Night Games	2-0	5-17
ESPN3 GSC-TV Games	0-0	0-8
AFCAN Ranked Opponents	0-0	0-10
August	1-0	1-1
September	1-0	5-12
October	0-0	1-13
November	0-0	2-7
December	0-0	0-0
Leading at Halftime	2-0	8-4
Trailing at Halftime	0-0	1-29
Tied at Halftime	0-0	0-0
Scoring First	0-0	6-6
Opponent Scoring First	2-0	3-27
Score < 20 Points	0-0	0-24
Score 20-29 Points	0-0	2-7
Score 30+ Points	2-0	8-2
Opponent Scores < 20 Points	1-0	5-2
Opponent Scores 20-29 Points	0-0	3-4
Opponent Scores 30+ Points	1-0	1-27
Gain < 15 First Downs	1-0	1-14
Gain 15+ First Downs	1-0	8-19
Opponent Gains < 15 First Downs	0-0	2-0
Opponent Gains 15+ First Downs	2-0	7-33
More Rushing Yds than Opponent	2-0	8-5
Fewer Rushing Yds than Opponent	0-0	1-28
Rush for < 150 Yards	0-0	0-20
Rush for 150+ Yards	2-0	9-13
Opponent Rushes for < 150 Yards	2-0	7-4
Opponent Rushes for 150+ Yards	0-0	2-29
More Passing Yds than Opponent	0-0	4-9
Fewer Passing Yds than Opponent	2-0	5-24
Pass for < 175 Yards	2-0	7-24
Pass for 175+ Yards	0-0	2-9
Commit 0-2 Turnovers	1-0	8-22
Commit 3+ Turnovers	1-0	1-11
Force 0-2 Turnovers	1-0	6-29
Force 3+ Turnovers	1-0	3-4
3rd Down Pct. < 30	1-0	2-16
3rd Down Pct. 30+	1-0	7-17
Lead Time of Possession	0-0	4-22
Trail Time of Possession	2-0	5-11



TEENS CRAVE
FREEDOM.
PARENTS CRAVE
FREE.

Bank Freely with Squad Student Banking from Trustmark.

It comes with no monthly fee, a free app, free low balance alerts, free online banking and more. Partner with Trustmark to begin teaching your kids the ins and outs of handling money.

SQUADBANKING.COM | MEMBER FDIC



Trustmark
Student Banking

WE LOVE MC!



Comfort Inn

601-925-8250

5010 Hampstead Blvd

Hampton Inn

601-925-9393

493 Springridge Rd

Clinton, MS



601-708-4135

**713 Clinton Pkwy
Clinton, MS 39056**

**We come together
for the touchdown
dances.**


 MISSISSIPPI COLLEGE

Mississippi College is where we love to cheer on our team. We share your team spirit. You make Mississippi College better every day, and you inspire us to make banking easier, so we all have more time to enjoy life as we take our next step together in this place we call home.

1.800.regions | regions.com



REGIONS

 MEMBER © 2018 Regions Bank. Regions and the Regions logo are registered trademarks of Regions Bank. The LifeGreen color is a trademark of Regions Bank.

NORTH GREENVILLE ROSTER VS. MISSISSIPPI COLLEGE

NO.	NAME	POS.	HT	WT	CL	HOMETOWN (PREVIOUS SCHOOL)
1	Javon Smith	WR	5-9	170	Sr.	Blythewood, SC (Blythewood High School)
2	Ken Drummond	WR	6-0	160	R-SR	Woodruff, SC (Tusculum College)
3	Matthew Thomas	DB	6-0	205	JR	Florence, SC (West Florence High School)
4	Travis Beatty	DB	5-9	185	SR	Augusta, GA (Richmond Academy)
5	Kyle Belack	WR	6-0	210	Jr.	Myrtle Beach, S.C. (Ohio University)
6	Adrian McGee	DB	5-11	185	R-SO	Greer, SC (University of South Carolina)
7	Demajay Rooks	WR	5-10	170	SR	Woodruff, SC (Woodruff HS)
8	Desmond Williams	DL	6-2	255	JR	Piedmont, SC (Wren High School)
9	Christian Bruce	WR	6-3	195	JR	Florence, SC (Wilson High School)
10	Will Hunter	QB	6-1	200	R-SR	Lexington, SC (Lexington HS)
11	Eddie Studyvance	OLB	6-1	247	SR	Gaffney, SC (Gaffney High School)
13	Aaron Watson	DB	5-11	165	SO	Duncan, SC (James F. Byrnes High School)
14	Johnny Worthy	DB	5-11	180	So.	Mount Dora, FL (Mount Dora High School)
15	Bobby Foes	TE/P	6-2	225	SR	Chesnee, SC (Chesnee HS)
16	Jordan Helms	TE	6-2	215	JR	Fort Mill, SC (Nation Ford HS)
17	Bryce Fields	QB	6-2	215	R-Fr.	Columbia, SC (Gray Collegiate Academy)
18	Donny Baker	QB	5-11	165	R-SO	Lexington, SC (Lexington HS)
19	Lucas Catalfomo	WR	6-2	170	So.	Anderson, S.C. (Presbyterian College)
20	Garrett Miller	QB	5-10	175	Fr.	Clover, S.C. (Clover HS)
21	Matthew Martin	WR	6-0	185	So.	Anderson, S.C. (Charleston Southern)
22	Jeremiah Bogan	DB	5-11	170	R-SO	Greer, SC (Elon University)
23	William Lawson	K	6-0	175	SO	Spartanburg, SC (Spartanburg High School)
24	Dominique Hunt	LB	5-11	200	SR	Charleston, SC (Brevard College)
25	Joshua Edwards	DB	5-9	176	SO	Greenville, SC (Wade Hampton High School)
26	Deandre Mack	DB	6-0	178	Fr.	Manning, S.C. (Lakewood HS)
27	Jarquavius Jefferson	DB	5-8	168	Fr.	Nicholls, GA (Coffee HS)
28	Jarvion Miller-Norman	RB	5-10	182	SO	Taylors, SC (Wade Hampton High School)
29	EJ Humphrey	RB	5-10	195	Fr.	Powdersville, S.C. (Powdersville HS)
30	Kendall Brooks	DB	6-0	200	Fr.	Swansea, S.C. (Swansea High School)
31	Marquavius Jefferson	DB	5-9	173	Fr.	Nicholls, GA (Coffee HS)
32	Azende' Dixon	DB	5-8	175	R-SO	Orangeburg, SC (Orangeburg Wilkinson High School)
33	Semaj Lakin	RB	5-11	190	Fr.	Clover, S.C. (Clover HS)
34	John Craig Collins	WR	5-10	180	R-JR	Albany, GA (Westover High School)
35	Dantevian Byrd	LB	6-1	206	Fr.	Charlotte, N.C. (North Mecklenburg HS)
36	Jahvon Brown	OLB	6-3	205	Fr.	Miami, FL (Asa College Miami)
37	Bryson Capps	LB	5-10	221	Fr.	Pickens, S.C. (Pickens HS)
38	R.J. Wooten	DB	5-10	177	Fr.	Irmo, S.C. (Dutch Fork High School)
39	Matt Gravely	K	6-2	190	JR	Pickens, S.C. (Pickens HS)
40	Cameron Payne	OLB	6-5	195	Fr.	Lugoff, S.C. (Lugoff Elgin HS)
41	Eddie Martin	LB	6-0	220	R-SO	Hartsville, SC (Hartsville High School)
42	Corey Long	LB	6-1	220	So.	Woodstock, GA (Woodstock HS)
43	Mark White	OLB	6-3	190	Fr.	Charleston, S.C.
44	Chauncey Haney	OLB	6-5	230	JR	Irmo, S.C. (Keenan HS)
45	Josh Chester	OLB	6-2	215	R-SO	Darlington, SC (Darlington High School)
46	William Hunter Brown	LB	5-8	195	Fr.	Kershaw, S.C. (Andrew Jackson High School)
47	Jesse Haack	RB	5-10	185	Fr.	Newell, IA (Newell Fonda HS)
48	Dashonnell Wright	RB	6-0	215	SO	McBee, SC (McBee High School)
49	Jacob Harper	OLB	6-0	193	R-SO	Hickory Grove, SC (University of Tennessee at Martin)
50	Kwame Livingston	DL	6-3	249	Fr.	Little River, S.C. (North Myrtle Beach HS)
51	Brandon Burger	LB	6-1	220	R-JR	Powdersville SC (Powdersville High School)
52	Caleb Bynum	LB	6-3	220	R-SO	Spartanburg, SC (Spartanburg Christian Academy)

NORTH GREENVILLE ROSTER VS. MISSISSIPPI COLLEGE

NO.	NAME	POS.	HT	WT	CL	HOMETOWN (PREVIOUS SCHOOL)
53	Emmanuel Tatum	DL	6-1	275	FR	Jacksonville, N.C. (Carvers Bay HS)
54	Whitt Warner	OL	5-11	257	R-JR	Lexington, SC (River Bluff High School)
55	Jewell Bell	OL	6-0	285	JR	Columbia, SC (Ridge View High School)
56	Cameron Stepp	OL	6-4	285	R-SR	Chesnee, SC (Chesnee HS)
57	Donnie Jackson	DL	6-3	210	Fr.	Spartanburg, S.C. (Dorman High School)
58	Jonathan Holton	OL	6-4	298	SO	Irmo, SC (Dutch Fork High School)
59	Seth Dover	LS	5-11	230	SO	Liberty, SC (Liberty High School)
60	Matthew Johnson	OL	6-2	280	Fr.	Chapin, S.C. (Ben Lippen HS)
61	Dalton McKittrick	OL	6-4	270	Fr.	Kershaw, S.C. (Andrew Jackson HS)
62	Phillip Lark	OL	6-2	290	JR	Boiling Springs, SC (Boiling Springs HS)
63	Brady Miller	OL	6-2	340	SO	Iva, SC (Crescent High School)
64	Caleb Harris	OL	6-6	270	R-SR	Irmo, SC (Dutch Fork HS)
65	Isaiah Green	OL	6-1	291	Fr.	Aiken, S.C. (Silverbluff HS)
66	Matthew Kesler	OL	6-0	285	SO	Inman, SC (Chapman High School)
67	Jacob Stone	DL	6-2	260	Fr.	Belton, S.C. (Palmetto High School)
68	Drew Skinner	OL	6-0	225	Fr.	Greer, S.C. (Blue Ridge HS)
69	Wells Hallman	OL	6-3	290	Fr.	Batesburg-Leesville, S.C. (Batesburg-Leesville HS)
70	Garrett Lutz	OL	6-2	285	Fr.	Clover, S.C. (Clover HS)
71	Elyjah Lipscomb	OL	6-4	253	SO	Columbia, SC (AC Flora High School)
72	Jackson Eubanks	OL	5-11	250	Fr.	Spartanburg, S.C. (Spartanburg HS)
75	Jaquan Reed	DL	6-1	237	Fr.	Hemingway, S.C. (Carvers Bay HS)
77	Tyler Lilly	OL	6-5	320	SO	Rock Hill, SC (Cheraw High School)
78	Gage Murphy	OL	6-3	260	R-Fr.	Lexington, S.C. (Lexington High School)
79	Gage Smith	OL	6-4	310	R-SR	Gilbert, SC (Gilbert HS)
80	Patrick Phongsat	WR	5-10	168	Fr.	Inman, S.C. (Chapman High School)
81	Aydan Fields	WR	6-2	185	R-Fr.	Columbia, SC (Gray Collegiate Academy)
82	Jordan Meekins	WR	6-2	165	Fr.	Powdersville, S.C. (Powdersville HS)
84	Dominique Richardson	TE	6-2	255	R-SR	North Charleston, SC (RB Stall High School)
85	Ahmad Galimore	WR	6-6	175	Fr.	New Rochelle, NY (The Asheville School)
86	Bryce Barrett	WR	5-11	190	Fr.	Bishopville, S.C. (Robert E. Lee Academy)
88	Devon Turman	DL	6-2	300	SR	Elberton, GA (Elberton County HS)
89	Stephen Antley	OLB	6-0	196	Fr.	Orangeburg, S.C. (Edisto HS)
90	Zeke Stringer	DL	6-4	235	SO	Spartanburg, SC (Broome High School)
91	Seth Laughter	DL	6-2	287	SR	Debarry, FL (Trinity Christian Academy)
94	Ahren Crump	DL	6-1	245	Fr.	Spartanburg, S.C. (Dorman HS)
95	Deron Epps	DE	6-2	235	Fr.	Blythewood, S.C. (Blythewood High School)
96	Wesley Gilliard	DL	6-2	330	Fr.	Gaston, S.C. (Airport HS)
98	Sam Wilson	P	6-1	175	So.	Goose Creek, S.C. (Socastee HS)
99	Jeremy Hart	K	5-9	190	SR	Ware Shoals, SC (Ware Shoals High School)

NORTH GREENVILLE COACHING STAFF

Head Coach	Jeff Farrington (6th Season)	Special Teams	Bob Price
Defensive Coordinator	Greg Harris	Wide Receivers	Ricky Spradling
Offensive Coordinator	Trey Elder	Graduate Assistant	Henry Jr. McCloud
Offensive Line	Will Shuler	Graduate Assistant	Samuel Houston
Defensive Line	Brian Volz	Graduate Assistant	Casey Stewart
Defensive Backs	Maurice Duncan		

NORTH GREENVILLE DEPTH CHART VS. MISSISSIPPI COLLEGE

OFFENSE

QUARTERBACK

10	Will Hunter	6'1	200	Sr.
18	Donnie Baker	5'11	165	So.

RUNNING BACK

30	Jarvion Norman	5'10	182	Fr.
29	E.J. Humphrey	5'10	195	Fr.

TIGHT END

15	Bobby Foos	6'2	170	Sr.
16	Jordan Helms	6'2	215	Jr.

WIDE RECEIVER

19	Lucas Catalfomo	6'2	170	So.
21	Matthew Martin	6'1	185	So.

WIDE RECEIVER

1	Javon Smith	5'9	170	Sr.
5	Kyle Belack	5'10	185	Jr.

WIDE RECEIVER

9	Christian Bruce	6'3	195	Jr.
2	Ken Drummond	6'1	160	Sr.

LEFT TACKLE

58	Jonathan Holton	5'10	298	So.
77	Tyler Lilly	6'3	320	So.

LEFT GUARD

61	Dalton McKittrick	6'4	270	Fr.
62	Phillip Lark	6'2	290	Jr.

CENTER

54	Whit Warner	5'11	257	Jr.
60	Matthew Johnson	6'2	280	Fr.

RIGHT GUARD

79	Gage Smith	5'9	321	Sr.
71	Elyjah Lipscomb	5'11	253	So.

RIGHT TACKLE

56	Cameron Stepp	6'4	285	Sr.
77	Tyler Lilly	6'3	320	So.

DEFENSE

DEFENSIVE END

8	Desmond Williams	6'2	255	Jr.
90	Zeke Stringer	6'2	235	So.

NOSE GUARD

91	Seth Laughter	6'3	285	Sr.
53	Emmanuel Tatum	6'1	275	Fr.

DEFENSIVE END

88	Devon Turman	6'1	300	Sr.
44	Chauncey Haney	6'5	230	Jr.

MIKE LINEBACKER

51	Brandon Burger	6'1	220	Jr.
41	Eddie Martin	6'1	220	So.

WILL LINEBACKER

24	Dominique Hunt	5'11	200	Sr.
35	Dantevian Byrd	6'1	206	Fr.

BANDIT

11	Eddie Studyvance	6'1	247	Sr.
40	Cameron Payne	6'5	195	Fr.

SPUR

3	Matthew Thomas	6'1	205	Jr.
49	Jacob Harper	6'1	193	So.

CORNERBACK

13	Aaron Watson	5'10	165	So.
25	Joshua Edwards	5'9	176	So.

CORNERBACK

14	Johnny Worthy	6'1	180	So.
22	Jeremiah Bogan	5'11	170	So.

STRONG SAFETY

6	Adrian McGee	5'11	185	So.
32	Azende Dixon	5'8	175	So.

FREE SAFETY

4	Travis Beatty	5'10	175	Sr.
30	Stefan Brooks	6'1	200	Fr.

SPECIAL TEAMS

PLACEKICKER

39	Matt Gravely	6'2	190	Jr.
23	William Lawson	5'9	175	So.

PUNTER

15	Bobby Foos	6'2	170	Sr.
39	Matt Gravely	6'2	190	Jr.

KICK RETURNER

13	Aaron Watson	5'10	165	So.
2	Ken Drummond	6'1	160	Sr.

PUNT RETURNER

1	Javon Smith	5'9	170	Sr.
21	Matthew Martin	6'1	185	So.

LONG SNAPPER

59	Seth Dover	6'2	200	So.
----	------------	-----	-----	-----

NORTH GREENVILLE STATISTICS

RUSHING	GP	Att	Gain	Loss	Net	Avg	TD	Long	Avg/G
Kyle Belack	2	20	70	1	69	3.5	0	25	34.5
Jarvion M. Norman	2	14	60	4	56	4.0	0	21	28.0
EJ Humphrey	2	15	36	2	34	2.3	0	6	17.0
TEAM	2	3	0	15	-15	-5.0	0	0	-7.5
Will Hunter	2	12	3	70	-67	-5.6	0	2	-33.5
TOTAL	2	64	169	92	77	1.2	0	25	38.5
OPPONENTS	2	67	393	49	344	5.1	3	42	172.0

PASSING	GP	Effic	Cmp-Att-Int	Pct	Yds	TD	Long	Avg/G
Will Hunter	2	131.0	52-79-2	65.8	503	4	35	251.5
Donny Baker	1	167.2	1-1-0	100.0	8	0	8	8.0
TOTAL	2	131.4	53-80-2	66.2	511	4	35	255.5
OPPONENTS	2	113.5	26-60-2	43.3	392	4	73	196.0

RECEIVING	GP	Rec	Yds	Avg	TD	Long	Avg/G
Demajjay Rooks	2	14	111	7.9	1	21	55.5
Lucas Catalfomo	2	11	132	12.0	2	24	66.0
Javon Smith	2	9	60	6.7	0	13	30.0
Bobby Foos	2	6	60	10.0	0	20	30.0
Jordan Helms	2	4	58	14.5	1	35	29.0
Christian Bruce	2	4	50	12.5	0	33	25.0
Ken Drummond	2	3	23	7.7	0	12	11.5
Jarvion M. Norman	2	1	9	9.0	0	9	4.5
Matthew Martin	1	1	8	8.0	0	8	8.0
TOTAL	2	53	511	9.6	4	35	255.5
OPPONENTS	2	26	392	15.1	4	73	196.0

SCORING	TD	FG	Kick	Rush	Rcv	DXP	Pass	Saf	Pts
Matt Gravely	0	3-4	4-4	0-0	0	0-0	0	0	13
Lucas Catalfomo	2	0-0	0-0	0-0	0	0-0	0	0	12
Demajjay Rooks	1	0-0	0-0	0-0	0	0-0	0	0	6
Jordan Helms	1	0-0	0-0	0-0	0	0-0	0	0	6
TOTAL	4	3-4	4-4	0-0	0	0-0	0	0	37
OPPONENTS	7	2-2	6-7	0-0	0	0-0	0	0	54

PUNT RET.	No.	Yds	Avg	TD	Long
Javon Smith	3	-3	-1.0	0	2
Johnny Worthy	1	11	11.0	0	0
TOTAL	4	8	2.0	0	2
OPPONENTS	9	38	4.2	0	19

KICK RET.	No.	Yds	Avg	TD	Long
Ken Drummond	6	145	24.2	0	44
Aaron Watson	2	27	13.5	0	17
TOTAL	8	172	21.5	0	44
OPPONENTS	5	117	23.4	0	26

INTERCEPTIONS	No.	Yds	Avg	TD	Long
R.J. Wooten	1	32	32.0	0	32
Aaron Watson	1	0	0.0	0	0
TOTAL	2	32	16.0	0	32
OPPONENTS	2	7	3.5	0	6

FUMBLE RET.	No.	Yds	Avg	TD	Long
Desmond Williams	1	4	4.0	0	4
TOTAL	1	4	4.0	0	4
OPPONENTS	0	0	0.0	0	0

TOTAL OFFENSE	Plays	Rush	Pass	Total	Avg/G
Will Hunter	91	-67	503	436	218.0
Kyle Belack	20	69	0	69	34.5
Jarvion M. Norman	14	56	0	56	28.0
EJ Humphrey	15	34	0	34	17.0
Donny Baker	1	0	8	8	8.0
TEAM	3	-15	0	-15	-7.5
TOTAL	144	77	511	588	294.0
OPPONENTS	127	344	392	736	368.0

NORTH GREENVILLE STATISTICS

2018 SCHEDULE

Date	Opponent	Location	Time/Result	Record
08.30	at Tusculum	Greeneville, Tenn.	W, 13-3	1-0, 0-0
09.08	LENOIR-RHYNE	Tigerville, S.C.	L, 24-51	1-1, 0-0
09.15	MISSISSIPPI COLLEGE*	Tigerville, S.C.	7:00 pm	
09.22	at Delta State*	Cleveland, Miss.	6:00 pm	
09.29	WEST ALABAMA*	Tigerville, S.C.	7:00 pm	
10.06	at West Georgia*	Carrollton, Ga.	2:00 pm	
10.13	SHORTER*	Tigerville, S.C.	2:30 pm	
10.20	at Valdosta State*	Valdosta, Ga.	3:00 pm	
10.27	WEST FLORIDA*	Tigerville, S.C.	1:00 pm	
11.03	at Florida Tech*	Melbourne, Fla.	2:00 pm	
11.10	at North Alabama	Florence, Ala.	1:30 pm	

* Gulf South Conference Games

ALL PURPOSE	GP	Rush	Rcv	PR	KR	IR	Total	Avg/G
Ken Drummond	2	0	23	0	145	0	168	84.0
Lucas Catalfomo	2	0	132	0	0	0	132	66.0
Demajay Rooks	2	0	111	0	0	0	111	55.5
Kyle Belack	2	69	0	0	0	0	69	34.5
Jarvion M. Norman	2	56	9	0	0	0	65	32.5
Bobby Foes	2	0	60	0	0	0	60	30.0
Jordan Helms	2	0	58	0	0	0	58	29.0
Javon Smith	2	0	60	-3	0	0	57	28.5
Christian Bruce	2	0	50	0	0	0	50	25.0
EJ Humphrey	2	34	0	0	0	0	34	17.0
R.J. Wooten	1	0	0	0	0	32	32	32.0
Aaron Watson	2	0	0	0	27	0	27	13.5
Johnny Worthy	2	0	0	11	0	0	11	5.5
Matthew Martin	1	0	8	0	0	0	8	8.0
TEAM	2	-15	0	0	0	0	-15	-7.5
Will Hunter	2	-67	0	0	0	0	-67	-33.5
TOTAL	2	77	511	8	172	32	800	400.0
OPPONENTS	2	344	392	38	117	7	898	449.0

FIELD GOALS	Made-Att	Pct	0-29	30-39	40+	Long	Bkd
Matt Gravely	3-4	75.0	2-2	1-2	0-0	33	0

PUNTING	No.	Yards	Avg	Long	TB	FC	I20	50+	Bkd
Bobby Foes	9	358	39.8	48	0	1	2	0	0
Matt Gravely	6	310	51.7	76	0	1	1	2	0
TOTAL	15	668	44.5	76	0	2	3	2	0
OPPONENTS	13	461	35.5	53	0	5	5	2	1

KICKOFFS	No.	Yards	Avg	TB	OB	Retn	Net	YdLn
Matt Gravely	9	574	63.8	3	0			
TOTAL	9	574	63.8	3	0	23.4	42.4	22
OPPONENTS	11	687	62.5	3	0	21.5	40.0	25

TACKLES	GP	Solo	Ast	Total	Avg/G
Matthew Thomas	2	7	7	14	7.0
Johnny Worthy	2	8	4	12	6.0
Travis Beatty	2	7	4	11	5.5
Desmond Williams	2	3	8	11	5.5
Dominique Hunt	2	4	6	10	5.0
Aaron Watson	2	4	4	8	4.0
Brandon Burger	2	2	6	8	4.0
Devon Truman	2	3	4	7	3.5
Seth Laughter	2	0	7	7	3.5
TOTAL	2	55	72	127	63.5
OPPONENTS	2	78	82	160	80.0

FOR LOSS	GP	TFL	Yds	Sacks	Yds
Matthew Thomas	2	3.0	9	--	--
Desmond Williams	2	3.0	10	--	--
Dominique Hunt	2	2.0	5	--	--
Emmanuel Tatum	2	1.5	4	--	--
Brandon Burger	2	1.0	11	1.0	11
Eddie Studyvance	2	1.0	2	--	--
TOTAL	2	13.0	44	1.0	11
OPPONENTS	2	15.0	81	9.0	69

PASS DEFENSE	GP	INT	YDS	BU	PD
Aaron Watson	2	1	0	1	2
R.J. Wooten	1	1	32	--	1
Johnny Worthy	2	--	--	4	4
Matthew Thomas	2	--	--	2	2
Travis Beatty	2	--	--	2	2
Brandon Burger	2	--	--	2	2
TOTAL	2	2	32	14	16
OPPONENTS	2	2	7	16	18

MISCELLANEOUS	GP	FR	YDS	FF	BLK
Desmond Williams	2	1	4	--	--
Seth Laughter	2	1	0	--	--
Johnny Worthy	2	--	--	1	1
Brandon Burger	2	--	--	1	--
Jacob Harper	2	--	--	1	--
Chauncey Haney	2	--	--	--	1
TOTALS	2	2	4	3	2
OPPONENTS	2	3	0	3	0


ROBINSON-HALE STADIUM

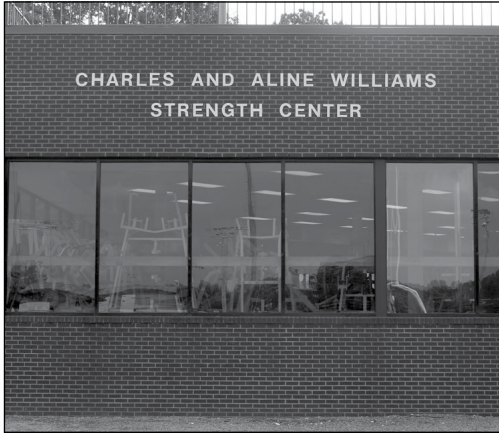
The Choctaws play their home football games in the friendly confines of Robinson-Hale Stadium located in Clinton, MS. The facility boasts one of the largest seating capacities in all of Division II holding 8,500 people. Mississippi College is routinely ranked among the top ten teams in the country in average attendance each season. The Choctaws ranked as high as 8th in the nation in average attendance in Division III and averaged nearly 5,000 fans per game in the 2015 season.

The synthetic surface was installed by Sprinturf, the same company who used by the Philadelphia Eagles and Tennessee Titans of the National Football League. Robinson-Hale Stadium was opened during the 1985 season. The first game ever in the facility found the Choctaws blasting Jacksonville State 50-3. In the Dedication Game two weeks later, the Choctaws edged past Livingston University 14-7.

The stadium honors two men who helped establish Mississippi College football tradition. Stanley L. Robinson gave 36 years of service to the College as head coach and athletic director. Edwin (Goat) Hale, a football legend, was an outstanding offensive back and was the first back in Mississippi history to be named to the National Football Foundation Hall of Fame.

The track was added in 2006 giving MC one of the nicest facilities in the country. The total renovation project totaled more than one million dollars and was named after Dr. James E. Parkman who provided the lead gift for the project. The track complex features an eight-lane track, four long jump and triple jump areas, crushed stone shot put sector, steeple chase, large high jump area, dual reception pole vault and a separate discus, hammer and javelin area.





WILLIAMS STRENGTH CENTER

Mississippi College boasts one of the premier strength facilities in the country among Division II universities. The Charles and Aline Williams Strength Center has more than 5,000 square feet of working area and provides Choctaw athletes with top of the line equipment necessary to the success of an athletics program.

The facility was originally furnished with state of the art strength equipment made possible by the donation of Mrs. Aline Williams in memory of her husband Charles H. Williams.

The strength center contains the latest and best equipment such as Hammer strength equipment, three power clean platforms, rubberized dumbbells for Olympic lifts, three squat racks, cardiovascular equipment, and numerous other machines for use by all Mississippi college student athletes.

The strength center is located adjacent to Robinson- Hale stadium and provides a deck overlooking the football field for recruiting visits. The field can also be seen from inside the weight room with wall to wall windows on three sides of the facility.

