

MISSISSIPPI COLLEGE

2017 FOOTBALL GAME NOTES



GAME 3 | SEP. 16, 2017 | 6:00 PM | LIVINGSTON, ALA. | TIGER STADIUM

THE MATCHUP



MISSISSIPPI COLLEGE



WEST ALABAMA

THE BASICS

Head Coach	John Bland (Arkansas, 1989)	Head Coach	Brett Gilliland (West Alabama, 2003)
Career Record	81-52 (13th Yr)	Career Record	20-15 (4th Yr)
MC Record	6-26 (4th Yr)	UWA Record	20-15 (4th Yr)

Record	0-2, 0-0 GSC	Record	1-1, 0-0 GSC
AFCA Rank	N/A	AFCA Rank	N/A
Points/Gm	19.0	Points/Gm	43.5
Points All./Gm	32.0	Points All./Gm	28.0
Rush Yds/Gm	135.0	Rush Yds/Gm	146.5
Rush TD's	3	Rush TD's	6
Rush Yds All./Gm	108.5	Rush Yds All./Gm	119.0
Pass Yds/Gm	117.5	Pass Yds/Gm	355.0
Pass TD's	1	Pass TD's	4
Pass Yds All./Gm	251.0	Pass Yds All./Gm	192.5
Total Off./Gm	252.5	Total Off./Gm	501.5
Total Def./Gm	359.5	Total Def./Gm	311.5

THE BASICS

RUSHING
#34 Tiberias Lampkin 22-144, 6.5 ypc, 0 TD
PASSING
#1 Ty Jobe 17-38, 200 yds, 45% 1 TD, 1 INT, 100.0 ypg
RECEIVING
#3 Ja'Moz Mark 3-50, 25.0 ypg, 1 TD
DEFENSE
#4 Blake Miller 12 tkls, 5 solo, 2 PBU

RUSHING
#6 Rashaad Lee 24-136, 5.7 ypc, 2 TD
PASSING
#15 Harry Satterwhite 62-92, 647 yds, 67% 3 TD, 2 INT, 323.5 ypg
RECEIVING
#17 Donta Armstrong 12-234, 117.0 ypg, 2 TD
DEFENSE
#14 Terry Samuel 14 tkls, 2.5 TFL, 1 PBU

INSIDE THE SERIES

Overall	UWA, 22-19-2	Last Meeting	UWA def. MC, 38-13 (9.17.16)
In Clinton	UWA, 11-8-1	Last Meeting in Livingston	UWA def. MC, 14-13 (11.7.15)
In Livingston	UWA, 10-9	Last MC Win in Series	MC def. UWA, 30-7 (9.21.95)
Current Streak	UWA W6		
MC All-Time Record	483-440-36		

2017 SCHEDULE & RESULTS

OVERALL RECORD: 0-2

GSC:	0-0	Non-Conference:	0-2
Home:	0-0	Away:	0-2

Date	Opponent	Location	Time/Result
Aug. 31	at Clark Atlanta	Atlanta, GA	L, 29-32 (OT)
Sep. 9	at Southwest Baptist	Bolivar, MO	L, 9-32
Sep. 16	at West Alabama*	Livingston, AL	6:00 pm
Sep. 23	Florida Tech*	Clinton, MS	7:00 pm
Sep. 30	Delta State**^	Clinton, MS	7:00 pm
Oct. 7	at West Florida*	Pensacola, FL	6:00 pm
Oct. 14	at Valdosta State**^	Valdosta, GA	6:00 pm
Oct. 21	West Georgia* (HC)	Clinton, MS	3:00 pm
Nov. 4	Shorter*	Clinton, MS	2:00 pm
Nov. 11	at North Alabama*	Florence, AL	1:30 pm

* Gulf South Conference Game (HC) Homecoming
^ ESPN3/GSC-TV Game of the Week All Times are Central

GAME PREVIEW

The Mississippi College football team will open Gulf South Conference play this Saturday when they travel to Livingston to face the University of West Alabama. Kick-off is scheduled for 6:00 p.m. at Tiger Stadium.

The Choctaws (0-2) and the Tigers (1-1) have met 43 previous times, the second-most common opponent for MC behind Millsaps College (52 games). UWA holds a 22-19-2 edge in the series, including winning each of the last six meetings with MC's last win coming in a 30-7 victory in 1995.

Head coach John Bland leads the Choctaws in his fourth season, improving MC's win total in each of his first three years at the helm. MC dropped a couple tough games to open 2017, falling in overtime at Clark Atlanta (32-29) before going on the road and losing to Southwest Baptist (32-9).

Former Tiger Brett Gilliland leads the Tigers into his fourth season, going 7-4 in each of the last two seasons. UWA is 1-1 after a season-opening thumping of Lenoir-Rhyne (46-7) and a big second-half comeback that came up just short at Division I-FCS Samford (49-41).

Junior quarterback Ty Jobe has accounted for all four of MC's offensive touchdowns this season, rushing for three in the season-opener against CAU before finding junior Ja'Moz Mark for a scoring pass against SBU. Junior Tiberias Lampkin leads the MC rushing attack with 77.0 yards per game, averaging 6.5 yards per carry.

Juniors Blake Miller and Kaleb Coleman lead the MC defense with 12 tackles apiece, while junior Colton Magee had an interception return for a touchdown in the season-opener.

Quarterback Harry Satterwhite is averaging 323.5 passing yards per game and completing 67% of his passes on the early season. First Team All-American Donta Armstrong has caught 12 passes for 234 yards and two scores. Terry Samuel has a team-high 14 tackles for UWA, while Darious Ellis, an All-GSC performer last season, leads the way with 4.0 tackles for loss.

FOLLOW US



@CHOCTAWSPORTS

MC QUICK FACTS

School	Mississippi College
Location	Clinton, MS 39058
Founded	1826
Enrollment	5,200
Nickname	Choctaws
School Colors	Navy Blue and Old Gold
Stadium	Robinson-Hale Stadium
Capacity	8,500
Surface	EnviroMax by EnviroTurf
Affiliation	NCAA Division II
Conference	Gulf South Conference
President	Dr. Lee G. Royce
Athletic Director	Mike Jones
Senior Woman's Admin.	Susan Musselwhite
Faculty Athletic Rep.	Dr. Steve Price
School Website	www.mc.edu
Athletics Website	www.gochoctaws.com
Athletics Dept. Phone	601-925-3341

ATHLETIC COMMUNICATIONS

Asst. AD for Athletic Comm.	David Nichols
E-Mail	nichols@mc.edu
Office Phone	601-925-3234
Cell Phone	769-798-7143
SID Fax	601-925-3344
Asst. Sports Info. Director	Kyle Lewis
Asst. E-Mail	kewis1@mc.edu
Graduate Assistant	Jacob Horton
GA E-Mail	jwhorton@mc.edu
SID Mailing Address	200 S. Capitol St. Clinton, MS 39056
Twitter	@ChoctawSports
Football Twitter	@GoChoctawsFB
Instagram	@ChoctawSports
Facebook	ChoctawSports
YouTube	youtube.com/gochoctaws

MEDIA INFORMATION

INTERVIEW REQUESTS

To request an interview with Coach Bland or any assistant coaches, do so by contacting the SID via email (nichols@mc.edu) or phone (601-925-3234). Coaches are available to the media but not during practice. Once practice is completed, all requests can be filled.

On Choctaw game days, coaches and players are available following a 10-minute cooling-off period. No interviews can be conducted on game days prior to the game.

Phone interviews with players and coaches are also possible by contacting the SID. The best time to request a player or coach for a phone interview is in the morning.

OFFICE OF ATHLETIC COMMUNICATIONS

The Office of Athletic Communications and Sports Information is located in the Moody Adams Field House, adjacent to Robinson-Hale Stadium.

CREDENTIAL REQUESTS

To request a credential or interview, do so by contacting the SID via e-mail (nichols@mc.edu) or by phone at 601-925-3234. Credentials must be requested 24 hours in advance.

2017 SCHEDULE

08.31		CLARK ATLANTA Panthers	Atlanta, GA CAU Panther Stadium	6:00 pm
09.09		SOUTHWEST BAPTIST Bearcats	Bolivar, MO Plaster Stadium	6:00 pm
09.16		WEST ALABAMA Tigers	Livingston, AL Tiger Stadium	6:00 pm
09.23		FLORIDA TECH Panthers	Clinton, MS Robinson-Hale Stadium	7:00 pm
09.30		DELTA STATE Statesmen	Clinton, MS Robinson-Hale Stadium	7:00 pm
10.07		WEST FLORIDA Argonauts	Pensacola, FL Blue Wahoos Stadium	6:00 pm
10.14		VALDOSTA STATE Blazers	Valdosta, GA Bazmore-Hyder Stadium	6:00 pm
10.21		WEST GEORGIA Wolves	Clinton, MS Robinson-Hale Stadium	3:00 pm
11.04		SHORTER Hawks	Clinton, MS Robinson-Hale Stadium	2:00 pm
11.11		NORTH ALABAMA Lions	Florence, AL Braly Stadium	1:30 pm

ON THIS DATE

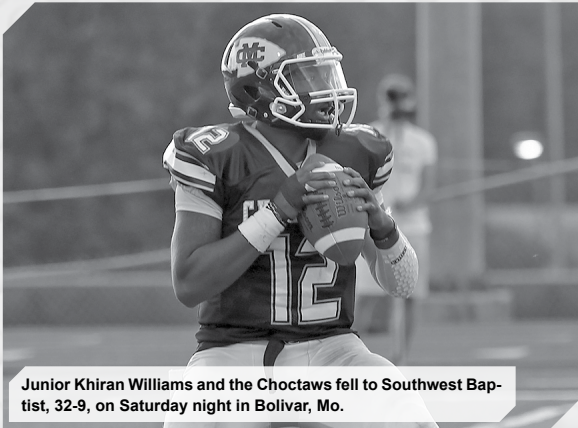
The Choctaws have played 9 previous times on September 16th in their 106-year history. MC is 5-4 all-time on the 16th with their last contest coming with a 28-21 win over Texas Lutheran in 2006. They have won four of their last five on this date, including a big 50-6 win over East Texas Baptist in 2000.

1961	at Arkansas A&M	W, 27-0
1967	at Furman	L, 6-15
1971	at Henderson State	L, 6-24
1972	Henderson State	L, 12-15
1978	Henderson State	W, 21-8
1989	at SE Missouri State	W, 21-6
1995	at Arkansas-Monticello	L, 0-17
2000	East Texas Baptist	W, 50-6
2006	at Texas Lutheran	W, 28-21

FROM THIS STATE

The Choctaws are 101-87-11 all-time against teams from the State of Alabama, playing against 13 total schools. This will be MC's 200th game against teams from the Yellowhammer State, the most against any state in nation.

Alabama	0-7	.000
Birmingham-Southern	6-5-1	.542
Huntingdon	1-1	.500
Jacksonville State	11-10-2	.560
Jefferson State CC	2-0	1.000
Marion Institute	2-1	.667
North Alabama	14-17-2	.455
Samford	22-14-4	.600
Southern (AL)	1-0	1.000
Spring Hill	11-3	.786
Stillman	1-0	1.000
Troy	11-7	.611
West Alabama	19-22-2	.465
TOTALS (199 Games)	101-87-11	.535



Junior Khiran Williams and the Choctaws fell to Southwest Baptist, 32-9, on Saturday night in Bolivar, Mo.

THE SERIES

This will be the 44th all-time meeting between MC and West Alabama. Last season, the Tigers grabbed a 38-13 win in Clinton, but the last time the schools played in Livingston, the Choctaws missed a field goal in the final minute, falling just 14-13 in Tiger Stadium. MC's last win in the series came in a 30-7 victory in 1995.

LAST 20 GAMES

DATE	LOCATION	SCORE
10.30.82	Livingston, Ala.	W, 21-3
10.29.83	Clinton, Miss.	L, 14-24
10.20.84	Livingston, Ala.	W, 35-7
10.26.85	Clinton, Miss.	W, 14-7
10.25.86	Livingston, Ala.	W, 16-14
10.24.87	Clinton, Miss.	L, 7-8
10.15.88	Livingston, Ala.	W, 21-10
10.14.89	Clinton, Miss.	W, 23-10
10.13.90	Meridian, Miss.	W, 36-0
10.19.91	Clinton, Miss.	W, 25-14
10.17.92	Livingston, Ala.	L, 32-37
09.25.93	Clinton, Miss.	T, 22-22
09.24.94	Livingston, Ala.	W, 48-0
09.21.95	Clinton, Miss.	W, 30-7
10.26.96	Clinton, Miss.	L, 21-22
10.11.97	Livingston, Ala.	L, 21-38
09.15.12	Livingston, Ala.	L, 3-41
11.08.14	Clinton, Miss.	L, 28-41
11.07.15	Livingston, Ala.	L, 13-14
09.17.16	Clinton, Miss.	L, 13-38

LONGEST WINNING STREAK:

MC	5, 1978-1982
UWA	6 (2x), last 1996-Current

MOST POINT SCORED:

MC	48, 48-0 (09.24.94)
UWA	41 (2x), last 41-28 (11.08.14)

RECORD AT MC: UWA Leads, 11-8-1

RECORD AT UWA: UWA Leads, 10-9

D-1 EXPERIENCE

While the Choctaws only return four starters on the offensive side of the ball, they will rely heavily on transfers with Division I experience. Quarterback Ty Jobe (Tennessee Tech), offensive lineman (Kennesaw State) and running back Tiberias Lampkin (Mississippi State) all look to figure heavily in the production on the offensive side of the ball.

On defense, MC brings back eight starters from 2016, but they also welcome several Division I transfers that are expected to contribute immediately. Rudie Frye (Southeast Missouri State), Preston Reed (Tennessee Tech), Isiah Anderson (Alcorn State) and Trey Thompson (Tennessee Tech) will all see time for the Choctaws.

HOMECOMING

There are 18 student-athletes on the Mississippi College football team from the State of Alabama. Eight players show up on this week's depth chart, including five probable starters (Kaleb Coleman, Trey Harris, Chris Manning, Moregan Sharp and Arik Washington).

Coleman, Harris, Manning, Washington and Khiran Williams were all part of Coach John Bland's first recruiting class in 2014.

I KNOW YOU

The Choctaws will face West Alabama for the 44th time in school history on Saturday, going 19-22-2 all-time against the Tigers. The series began in 1946 with MC defeating Alabama Teachers College, 24-12. The Choctaws' longest run of success in the series came when they won 12-of-14 games between 1978-1991. MC has only played Millsaps College more often with 52 meetings against the cross-town Majors.

HE'S THE MANNING

Senior defensive back Chris Manning will open his final campaign on the field this season, but he has been recognized for excellence on and off the field in the preseason. Chris is the lone Gulf South Conference nominee for the Allstate AFCA Good Works Team, recognizing those football student-athletes who contribute to their community while impacting their team. He has also been nominated for the William V. Campbell Trophy, which is a post-graduate scholarship granted to 18 different student-athletes across the country. Manning serves on the Student-Athlete Advisory Committee and was vital in the efforts to grant a wish for Make-A-Wish.

TOUGH SCHEDULE

The Choctaws will play 10 games in 2017, six of which come against opponents that received votes in the AFCA Top 25 Preseason Poll. North Alabama (6), Valdosta State (11) and Southwest Baptist (18) were all in the Top 25, while West Georgia, Florida Tech and Delta State all picked up recognition.

WHAT'S NEXT

The Choctaws will finally play their home opener when they host Florida Tech on Saturday, September 23rd. MC has won two straight openers at Robinson-Hale Stadium, downing Texas College (2015) and Point (2016). The Choctaws will look to win their third straight home opener for the first time since winning seven in-a-row from 2006-2012.

AFCA TOP 25

WEEK TWO POLL (SEP. 11)

School (1st votes)	Rec.	Pts.	Prev.
1. Northwest Missouri St. (34)	2-0	850	1
2. Ferris St. (Mich.)	1-0	810	2
3. Texas A&M-Commerce	2-0	782	3
4. Shepherd (W.Va.)	1-0	715	4
5. California (Pa.)	2-0	703	5
6. Indiana (Pa.)	2-0	674	6
7. Sioux Falls (S.D.)	2-0	617	9
8. Minnesota St.	2-0	561	12
9. LIU-Post (N.Y.)	2-0	560	10
10. North Alabama	0-1	532	11
11. Colorado Mesa	2-0	453	17
12. Grand Valley St. (Mich.)	1-1	417	14
13. Midwestern St. (Texas)	1-0	402	16
14. Emporia St. (Kan.)	1-1	397	15
15. Indianapolis (Ind.)	2-0	389	18
16. Albany St. (Ga.)	2-0	369	20
17. West Georgia	2-0	261	25
18. Colorado St.-Pueblo	1-1	244	7
19. Arkansas Tech	2-0	180	NR
20. Minnesota-Duluth	1-1	171	21
21. Fort Hays St. (Kan.)	2-0	152	NR
22. Azusa Pacific (Calif.)	1-1	115	8
23. Central Washington	2-0	103	NR
24. Delta St. (Miss.)	2-0	92	NR
25. Slippery Rock (Pa.)	2-0	69	NR

Others Receiving Votes: **Valdosta State (6)**, **Florida Tech (4)**

D2FOOTBALL.COM TOP 25

WEEK ONE POLL (SEP. 12)

School (1st votes)	Record	Prev.
1 Northwest Missouri	2-0	1
2 Ferris State	1-0	2
3 Texas A&M-Commerce	2-0	3
4 Shepherd	1-0	4
5 IUP	2-0	5
6 California	2-0	6
7 North Alabama	0-1	8
8 Sioux Falls	2-0	9
9 Minnesota State	2-0	10
10 Emporia State	1-1	11
11 Grand Valley	1-1	14
12 Midwestern State	1-0	15
13 LIU-Post	2-0	16
14 CSU-Pueblo	1-1	7
15 Minnesota Duluth	1-1	17
16 Ashland	1-1	21
17 Fort Hays	2-0	NR
18 Albany State	2-0	NR
19 Indianapolis	2-0	19
20 Colorado Mesa	2-0	22
21 West Georgia	2-0	24
22 Slippery Rock	2-0	NR
23 Arkansas Tech	2-0	NR
24 Valdosta State	0-1	NR
25 Central Missouri	1-1	12

STARTERS

QUARTERBACK

Ty Jobe (2)

RUNNING BACK

Tiberias Lampkin (2), Arik Washington (2)

WIDE RECEIVER

Nathan Faciane (2), Chakel Gates (2)
Christian Keene (1), Moregan Sharp (1)

OFFENSIVE LINE

Jeremiah Campbell (2)
Lawrence Guyot (2), EJ Hurley (2)
Randan Knight (2), Ronny Smith (2)

DEFENSIVE LINE

Chris Humphries (2), Carl Rainey Jr. (2)
Kris Reliford (2)

LINEBACKER

Kaleb Coleman (2), Jahmaad Harrell (2)
Colton Magee (2)

CORNERBACK

Keith Harison (2), Branden Pete (2)

SAFETY

Steven Bradley (2), Julian Charles (2)
Chris Manning (2)

DEFENSE

The Choctaws went 3-0 in 2016 when holding opponents to fewer than 30 points in a game. Over Coach Bland's first 3+ seasons, MC is 6-3 in games when opponents score 29 or fewer and 0-23 when the opponents get 30 or more. Each of MC's first two opponents have scored 32 points in 2017.

PLAYING AHEAD

The Choctaws were good front-runners last season, going 3-0 when they scored first and held a halftime lead. Over his first 3+ seasons, Coach Bland has led MC to a 5-3 mark when scoring first or holding a lead at the break. The Choctaws trailed 18-6 at the half against Southwest Baptist last week.

MILESTONE TRACKER

As the season progresses, several Choctaws are creeping up the lists in the MC Football record books.

SENIOR P MATTHEW TURCOTTE began his career with a bang, setting the single-season school record with 43.47 yards per punt in his freshman season (2014). He currently ranks 2nd in school history in average yards per punt (42.1). He also ranks 7th in school history in punt yards (5012) and 8th in punts (119).

SENIOR DB REGGIE BENNETT started 29 of 30 games over his first three seasons with the Choctaws but missed the 2016 campaign and will come back in 2017 due to a red-shirt. Bennett currently ranks 8th in school history in unassisted tackles (152). He tallied 49 tackles with a team-high 34 solo stops in 2015.

GSC-TV / ESPN 3

The Gulf South Conference Game of the Week returns for its 13th season with a 10-game slate featured exclusively on ESPN3 and the ESPN app. Florida's Space Coast Office of Tourism will serve as the title sponsor of the package, which will include in-game features and online promotional contests throughout the season.

ESPN3 will serve as the exclusive carrier of the league's package for the fourth straight season. This year's slate will feature nine Saturday games and one Thursday night contest.

"The Gulf South Conference's Game of the Week package has been a leader in Division II since its inception. Continuing our relationship with ESPN provides unparalleled exposure and distribution for the GSC," said GSC Commissioner Matt Wilson. "We believe that the ESPN digital platforms are ideal for our fans, student-athletes, and future recruits."

The schedule for 2017 can be found below. All nine conference squads are featured at least twice in the package.

SCHEDULE

09.16	North Alabama at Valdosta State
09.23	Delta State at Shorter
09.30	Delta State at Mississippi College
10.07	Valdosta State at West Georgia
10.14	Mississippi College at Valdosta State
10.21	West Alabama at Florida Tech
10.26	Shorter at West Georgia
10.28	West Florida at West Alabama
11.04	North Alabama at West Florida
11.11	Florida Tech at Delta State

GSC PRESEASON

The head football coaches of the Gulf South Conference have selected North Alabama as the preseason conference favorite. The Lions received seven first place votes and will be vying for their fifth straight GSC Championship.

Last year's national runner-up will have a lot of new faces on the field and will be missing a familiar face on the sideline. Among the departures for UNA is quarterback Jacob Tucker. Tucker was the 2016 GSC Offensive Player of the Year and finished third in Harlon Hill Trophy voting. The Lions also lose GSC Hall of Famer, and the winningest coach in league history, Bobby Wallace, who retired after last season. Chris Willis, who served as defensive coordinator at UNA last season, will take over for the four-time defending league champions.

Mississippi College is picked to finish eighth and will have to deal with the loss of Marcel Newson, a First Team All-GSC selection as both a wide receiver and return specialist in 2016. Arik Washington (TE), Chris Manning (DB), and Matthew Turcotte (P) were all preseason all-conference selections for the Choctaws.

2017 FOOTBALL PRESEASON POLL

School	Total Points	2016 Record
1. North Alabama (7)	62	11-2, 7-0 GSC
2. Valdosta State (1)	54	8-3, 6-2 GSC
3. West Georgia (1)	49	7-4, 4-4 GSC
4. Florida Tech	47	8-3, 5-2 GSC
5. West Alabama	32	7-4, 6-2 GSC
6. Delta State	31	2-8, 1-7 GSC
7. West Florida	25	5-6, 3-5 GSC
8. Mississippi College	16	3-7, 1-7 GSC
9. Shorter	8	0-11, 0-8 GSC

NOTES: The head coaches voted in this poll. Teams received 8 points for a first place vote, 7 for a second place vote, etc. The head coaches were not allowed to vote for their own teams. Number of first place votes in parenthesis.

2017 FOOTBALL PRESEASON ALL-GSC

Chris Manning, DB, Mississippi College

- Manning was MC's top tackler a season ago, posting 70 stops, 24 more more than any other Choctaw on the year. The three-year starter also led the way with three interceptions, including returning one for a touchdown against West Florida. Manning is the GSC's lone nominee for the AFCA Good Works Team.

Matthew Turcotte, P, Mississippi College

- Turcotte comes back after a Second Team All-GSC selection in 2016 and leading the league in punting average (42.59). He currently has the second-best career punting average in school history after sending 32 kicks for 1,363 yards and a long of 69 last season. He had seven punts go over 50 yards, while eight landed inside the 20-yard line.

Arik Washington, TE, Mississippi College

- Washington started all 10 games for the Choctaws in 2016, catching 11 passes for 195 yards and a long of 64 yards in the season-opening win over Point University. His 17.73 yards per reception was the tops on the team, while he had a season-high four catches for 62 yards against rival Delta State.

STATISTICS COMPARISON

MC	OPPONENT	CATEGORY	UWA	OPPONENT
19.0	32.0	Scoring	43.5	28.0
20.0	19.5	First Downs/Gm	25.0	15.5
135.0	108.5	Rushing Yards/Gm	146.5	119.0
3	2	Rushing TD's	6	1
117.5	251.0	Passing Yards/Gm	355.0	192.5
1	3	Passing TD's	4	4
252.5	359.5	Total Offense/Gm	501.5	311.5
23.4	25.8	Kick Return Avg.	21.3	24.1
8.0	4.8	Punt Return Avg.	14.2	14.8
4-2	5-2	Fumbles-Lost	2-1	8-4
18-61.5	24-114.0	Penalties-Yards/Gm	17-75.0	11-48.5
9-36.7	11-36.7	Net Punt Avg.	12-31.8	13-30.5
33:36	26:24	Time of Possession	31:14	28:46
11-30 (37%)	15-32 (47%)	3rd Down Pct.	13-34 (38%)	15-34 (44%)
3-7 (43%)	2-2 (100%)	4th Down Pct.	1-1 (100%)	1-5 (20%)
2-4	8-70	Sacks-Yards	2-8	5-35
5	7	Touchdowns Scored	11	8
1-3	4-4	Field Goals-Attempts	4-4	0-0
4-7 (57%)	7-7 (100%)	Red Zone Scores	11-11 (100%)	3-5 (60%)
3-7 (43%)	4-7 (57%)	Red Zone Touchdowns	7-11 (64%)	3-5 (60%)

INDIVIDUAL STATISTICS

MISSISSIPPI COLLEGE

Rushing	Att-Yds	Avg	TD	Lg	Y/Gm
T. Lampkin	22-144	6.5	0	28	72.0
A. Chubbs	22-81	3.7	0	12	40.5
T. Jobe	25-20	0.8	3	18	10.0

Passing	C-Att	Pct.	Yds	Lg	TD/INT
T. Jobe	17-38	44.8	200	35	1/1
K. Williams	2-8	25.0	30	19	0/0

Receiving	Rec-Yds	Avg	TD	Lg	Y/Gm
J. Mark	3-50	16.7	1	35	25.0
C. Gates	4-49	12.3	0	33	24.5
N. Faciane	5-43	8.6	0	17	21.5

Field Goals	Made-Att	Pct.	Long	Bkld
G. Nickles	1-3	.333	23	0

Punting	No.-Yds	Avg	Lg	I20	50+
M. Turcotte	9-354	39.3	50	3	1

Punt Returns	No.-Yds	Avg	TD	Lg
N. Faciane	2-16	8.0	0	16

Kick Returns	No.-Yds	Avg	TD	Lg
D. Young	4-124	31.0	0	67
J. Mark	2-33	16.5	0	21

Scoring	TD	FG	PAT	Saf	Pts
T. Jobe	3	0-0	1-1	0	20
C. Magee	1	0-0	0-0	0	6
J. Mark	1	0-0	0-0	0	6
G. Nickles	0	1-3	3-3	0	6

Defense	UT-AT	TT	TFL	Other
B. Miller	5-7	12	--	2 PBU
K. Coleman	5-7	12	--	--
K. Reliford	2-7	9	1.5	--
C. Magee	4-3	7	--	1 INT, 1 TD

WEST ALABAMA

Rushing	Att-Yds	Avg	TD	Lg	Y/Gm
R. Lee	24-136	5.7	2	25	68.0
T. Rogers	11-70	6.4	0	18	35.0
L. Thomas	16-68	4.3	2	10	34.0

Passing	C-Att	Pct.	Yds	Lg	TD/INT
H. Satterwhite	62-92	67.4	647	62	3/2

Receiving	Rec-Yds	Avg	TD	Lg	Y/Gm
D. Armstrong	12-234	19.5	2	62	117.0
B. McGhee	10-171	17.1	1	63	85.5
Q. Boyd	14-154	11.0	0	34	77.0

Field Goals	Made-Att	Pct.	Long	Bkld
C. Douglas	4-4	1.000	33	0

Punting	No.-Yds	Avg	Lg	I20	50+
Z. Gaines	9-375	41.7	57	1	2
R. James	2-86	43.0	53	1	1

Punt Returns	No.-Yds	Avg	TD	Lg
D. Armstrong	5-82	16.4	1	57

Kick Returns	No.-Yds	Avg	TD	Lg
B. McGhee	3-67	22.3	0	26
B. Malcom	2-43	21.5	0	25

Scoring	TD	FG	PAT	Saf	Pts
C. Douglas	0	4-4	9-9	0	21
D. Armstrong	3	0-0	0-0	0	18
R. Lee	2	0-0	0-0	0	12
L. Thomas	2	0-0	0-0	0	12

Defense	UT-AT	TT	TFL	Other
T. Samuel	7-7	14	2.5	1 PBU
T. Myhand	10-11	11	1.0	2 PBU
K. Feagan	6-5	11	--	2 PBU
T. Madison	5-3	8	2.0	1 INT, 3 PBU

GSC STATISTICS

SCORING

School	TD	FG	Pts	Avg
West Alabama	11	4	87	43.5
West Georgia	10	3	79	39.5
Delta State	11	0	76	38.0
Florida Tech	9	1	65	32.5
West Florida	3	0	20	20.0
Mississippi College	5	1	38	19.0
Shorter	4	0	26	13.0
Valdosta State	2	0	12	12.0
North Alabama	1	0	7	7.0

SCORING DEFENSE

School	TD	FG	Pts	Avg
West Georgia	2	1	16	8.0
North Alabama	0	2	8	8.0
Delta State	4	1	29	14.5
West Florida	1	3	16	16.0
Florida Tech	6	0	42	21.0
West Alabama	8	0	56	28.0
Valdosta State	3	3	29	29.0
Mississippi College	7	4	64	32.0
Shorter	10	4	79	39.5

TOTAL OFFENSE YARDS

School	Rush	Pass	Total	Avg
West Georgia	553	469	1022	511.0
West Alabama	293	710	1003	501.5
Delta State	602	249	851	425.5
Florida Tech	192	510	702	351.0
Valdosta State	107	204	311	311.0
North Alabama	58	242	300	300.0
West Florida	41	224	265	265.0
Mississippi College	270	235	505	252.5
Shorter	112	370	482	241.0

TOTAL DEFENSE YARDS

School	Rush	Pass	Total	Avg
West Georgia	236	187	423	211.5
North Alabama	93	179	272	272.0
Florida Tech	315	279	594	297.0
Valdosta State	212	88	300	300.0
West Alabama	238	385	623	311.5
Delta State	76	583	659	329.5
Mississippi College	217	502	719	359.5
West Florida	65	357	422	422.0
Shorter	328	554	882	441.0

RUSHING YARDS

School	Att	Yds	TD	Avg/G
Delta State	94	602	7	301.0
West Georgia	100	553	4	276.5
West Alabama	73	293	6	146.5
Mississippi College	93	270	3	135.0
Valdosta State	26	107	0	107.0
Florida Tech	47	192	3	96.0
North Alabama	38	58	0	58.0
Shorter	68	112	3	56.0
West Florida	31	41	1	41.0

PASSING YARDS

School	Comp%	Yds	TD	Avg/G
West Alabama	67.0	710	4	355.0
Florida Tech	58.3	510	4	255.0
North Alabama	55.6	242	1	242.0
West Georgia	66.7	469	5	234.5
West Florida	64.1	224	2	224.0
Valdosta State	51.3	204	2	204.0
Shorter	64.6	370	1	185.0
Delta State	53.3	249	3	124.5
Mississippi College	41.7	235	1	117.5

THIS WEEK IN THE GSC

2017 STANDINGS		GSC			OVERALL						
Team	W-L	PF	PA	Pct	W-L	PF	PA	Pct	H	A	Stk
Delta State	0-0	0	0	0.000	2-0	76	29	1.000	2-0	0-0	W2
West Florida	0-0	0	0	0.000	1-0	20	16	1.000	0-0	1-0	W1
West Georgia	0-0	0	0	0.000	2-0	79	16	1.000	2-0	0-0	W2
Florida Tech	0-0	0	0	0.000	1-1	65	42	0.500	1-0	0-1	L1
West Alabama	0-0	0	0	0.000	1-1	87	56	0.500	0-0	1-1	L1
North Alabama	0-0	0	0	0.000	0-1	7	8	0.000	0-1	0-0	L1
Valdosta State	0-0	0	0	0.000	0-1	12	29	0.000	0-0	0-1	L1
Miss. College	0-0	0	0	0.000	0-2	38	64	0.000	0-0	0-2	L2
Shorter	0-0	0	0	0.000	0-2	26	79	0.000	0-1	0-1	L2

Offensive Player of the Week Donta Armstrong, WR, West Alabama

Armstrong led the West Alabama Tigers to a near upset of Samford, the #17 team in Division I FCS. In addition to the offensive numbers, he also returned a punt for a touchdown in the game. Armstrong had previously been named GSC Special Teams Player of the Week, but this is his first GSC Offensive Player of the Week Award. His 91 receptions in 2016 ranks fifth all-time in the GSC. He is the first West Alabama wide receiver to win this award since October 30, 2011 (Ken May).

Defensive Player of the Week Ovenson Cleidanord, LB, Delta State

Cleidanord became just the seventh player in league history to record 4.0 sacks in a game in the Statesmen's win over Chowan. Delta State had 10 sacks as a team. He is the first DSU defender to win this award since November 9, 2015.

Special Teams Player of the Week J.J. Jones, WR, West Georgia

Jones' 24.8-yard punt return average, including a 59-yard return for a touchdown, helped the Wolves overcome a slow start to get the convincing 45-7 win over Miles. He is the second UWG returner to win this award in the calendar year, as Devontae Jackson was honored on September 26, 2016.

Freshman of the Week Trey Wiggins, PK, West Georgia

For the second straight week, Wiggins was perfect for the Wolves. The freshman kicker becomes the second straight UWG player to claim the award, and the fifth in the past six weeks.

LAST WEEK'S RESULTS

SEPTEMBER 7 (THURSDAY)

West Alabama (41) at Samford (49) Birmingham, Ala. 6:00 pm

SEPTEMBER 9 (SATURDAY)

Chowan (14) at Delta State (42) Cleveland, Miss. 2:00 pm

Mississippi College (9) at Southwest Baptist (32) **Bolivar, Mo. 6:00 pm**

Shorter (12) at Tusculum (39) Greeneville, Tenn. 6:00 pm

Miles (7) at West Georgia (45) Carrollton, Ga. 7:00 pm

Florida Tech (21) at McNeese State (42) Lake Charles, La. 7:00 pm

THIS WEEK'S GAMES

SEPTEMBER 16 (SATURDAY)

West Georgia at Delta State* Cleveland, Miss. 2:00 pm

Mississippi College at West Alabama* **Livingston, Ala. 6:00 pm**

Chowan at West Florida Pensacola, Fla. 6:00 pm

Shorter at Florida Tech* Melbourne, Fla. 6:00 pm

North Alabama at Valdosta State* Valdosta, Ga. 6:00 pm

NEXT WEEK'S GAMES

SEPTEMBER 23 (SATURDAY)

Delta State at Shorter* Rome, Ga. 12:00 pm

Albany State at West Georgia Carrollton, Ga. 1:00 pm

West Alabama at North Alabama* Florence, Ala. 6:00 pm

Valdosta State at West Florida* Pensacola, Fla. 6:00 pm

Florida Tech at Mississippi College* **Clinton, Miss. 7:00 pm**

* Gulf South Conference Games

PLAYERS OF THE WEEK

WEEK ENDING

09.03 Chris Robinson, RB, Delta State

09.10 Donta Armstrong, WR, West Alabama

09.17

09.24

10.01

10.08

10.15

10.22

10.29

11.05

11.12

OFFENSE

WEEK ENDING

09.03 Martes Wheeler, LB, West Florida

09.10 Ovenson Cleidanord, LB, Delta State

09.17

09.24

10.01

10.08

10.15

10.22

10.29

11.05

11.12

DEFENSE

WEEK ENDING

09.03 Max Erdman, WR, Florida Tech

09.10 J.J. Jones, WR, West Georgia

09.17

09.24

10.01

10.08

10.15

10.22

10.29

11.05

11.12

SPECIAL TEAMS

WEEK ENDING

09.03 Deandre Gardenhire, DE, West Georgia

09.10 Trey Wiggins, PK, West Georgia

09.17

09.24

10.01

10.08

10.15

10.22

10.29


11.05

11.12

FRESHMAN




DELTA STATE

OVERALL: 2-0 
GSC: 0-0


DATE	OPPONENT	TIME/RESULT
09.02	Tarleton State	W, 34-16
09.09	Chowan	W, 42-13
09.16	West Georgia*	2:00 pm
09.23	at Shorter*!	1:00 pm
09.30	at Mississippi College*!	7:00 pm
10.07	West Alabama*	6:00 pm
10.14	at West Florida*	4:00 pm
10.21	Valdosta State*	7:00 pm
10.28	at North Alabama*	6:00 pm
11.04	at North Greenville	1:30 pm
11.11	Florida Tech*!	7:00 pm

NORTH ALABAMA

OVERALL: 0-1 
GSC: 0-0


DATE	OPPONENT	TIME/RESULT
08.31	Texas A&M-Commerce	L, 7-8
09.09	BYE WEEK	
09.16	at Valdosta State*!	7:00 pm
09.23	West Alabama*	6:00 pm
09.30	at West Georgia*	1:00 pm
10.07	Florida Tech*	7:00 pm
10.14	at Shorter*	1:00 pm
10.21	at Central Washington	3:00 pm
10.28	Delta State*	6:00 pm
11.04	at West Florida*!	4:00 pm
11.11	Mississippi College*	1:30 pm

WEST ALABAMA

OVERALL: 1-1 
GSC: 0-0


DATE	OPPONENT	TIME/RESULT
08.31	at Lenoir Rhyne	W, 44-9
09.07	at Samford	L, 41-49
09.16	Mississippi College*	6:00 pm
09.23	at North Alabama*	6:00 pm
09.30	Shorter*	6:00 pm
10.07	at Delta State*	6:00 pm
10.14	West Georgia*	4:00 pm
10.21	at Florida Tech*!	2:00 pm
10.28	West Florida*!	4:00 pm
11.04	at Valdosta State*	2:00 pm
11.11	North Greenville	2:00 pm

FLORIDA TECH

OVERALL: 1-1 
GSC: 0-0


DATE	OPPONENT	TIME/RESULT
09.02	Virginia Lynchburg	W, 44-0
09.09	at McNeese State	L, 21-42
09.16	Shorter*	7:00 pm
09.23	at Mississippi College*	7:00 pm
09.30	West Florida*	7:00 pm
10.07	at North Alabama*	7:00 pm
10.14	at North Greenville	2:30 pm
10.21	West Alabama*!	2:00 pm
10.28	at Valdosta State*	7:00 pm
11.04	West Georgia*	1:00 pm
11.11	at Delta State*!	7:00 pm

SHORTER

OVERALL: 0-2 
GSC: 0-0


DATE	OPPONENT	TIME/RESULT
09.02	Mars Hill	L, 14-40
09.09	at Tusculum	L, 12-39
09.16	at Florida Tech*	7:00 pm
09.23	Delta State*!	1:00 pm
09.30	at West Alabama*	6:00 pm
10.07	at Gardner-Webb	1:30 pm
10.14	North Alabama*	1:00 pm
10.21	West Florida*	1:00 pm
10.26	at West Georgia*!	7:00 pm
11.04	at Mississippi College*	2:00 pm
11.11	Valdosta State*	1:30 pm

WEST FLORIDA

OVERALL: 1-0 
GSC: 0-0


DATE	OPPONENT	TIME/RESULT
09.02	at Missouri S&T	W, 20-16
09.09	Midwestern State	CANCELED
09.16	Chowan	6:00 pm
09.23	Valdosta State*	6:00 pm
09.30	at Florida Tech*	6:00 pm
10.07	Mississippi College*	6:00 pm
10.14	Delta State*	4:00 pm
10.21	at Shorter*	1:00 pm
10.28	at West Alabama*!	4:00 pm
11.04	North Alabama*!	4:00 pm
11.11	at West Georgia*	1:00 pm

MISSISSIPPI COLLEGE

OVERALL: 0-2 
GSC: 0-0


DATE	OPPONENT	TIME/RESULT
08.31	at Clark Atlanta	L, 29-32 (OT)
09.09	at Southwest Baptist	L, 9-32
09.16	at West Alabama*	6:00 pm
09.23	Florida Tech*	7:00 pm
09.30	Delta State*!	7:00 pm
10.07	at West Florida*	6:00 pm
10.14	at Valdosta State*!	7:00 pm
10.21	West Georgia*	3:00 pm
10.28	BYE WEEK	
11.04	Shorter*	2:00 pm
11.11	at North Alabama*	1:30 pm

VALDOSTA STATE

OVERALL: 0-1 
GSC: 0-0

DATE	OPPONENT	TIME/RESULT
09.02	at Albany State	L, 12-29
09.09	vs. Fort Valley State [^]	CANCELED
09.16	North Alabama*!	7:00 pm
09.23	at West Florida*	6:00 pm
09.30	BYE WEEK	
10.07	at West Georgia*!	2:00 pm
10.14	Mississippi College*!	7:00 pm
10.21	at Delta State*	7:00 pm
10.28	Florida Tech*	7:00 pm
11.04	West Alabama*	2:00 pm
11.11	at Shorter*	1:30 pm

WEST GEORGIA

OVERALL: 2-0 
GSC: 0-0

DATE	OPPONENT	TIME/RESULT
08.31	Fort Valley State	W, 34-9
09.09	Miles	W, 45-7
09.16	at Delta State*	2:00 pm
09.23	Albany State	2:00 pm
09.30	North Alabama*	1:00 pm
10.07	Valdosta State*!	2:00 pm
10.14	at West Alabama*	4:00 pm
10.21	at Mississippi College*	3:00 pm
10.26	Shorter*!	7:00 pm
11.04	at Florida Tech*	1:00 pm
11.11	West Florida*	2:00 pm



JOHN BLAND

HEAD COACH

4TH SEASON AT MISSISSIPPI COLLEGE UNIVERSITY OF ARKANSAS (1989)

On January 2, 2014, John Bland was announced as the 15th head football coach in Mississippi College history.

The 2016 Choctaws opened the season with a 28-16 win over Point University and improved to 2-2 with a last-second, 27-26 victory over Cumberland (TN) on September 24th. MC also collected their first Gulf South Conference victory since 1995 in a 32-0 shutout against Shorter. Senior wide receiver Marcel Newson was named an AFCA All-American and also earned All-GSC honors as a receiver and kick returner.

In 2015, the Choctaws took a big step forward, dropping their scoring differential from 27 points in 2014 to just seven points in 2015. MC opened the season with a 61-6 victory over Texas College and moved to 2-1 with a 42-21 victory over cross-town rival Belhaven on September 19th. Seven Choctaws earned All-NCAA honors, led by wide receiver Marcel Newson, who was a finalist for the C Spire Conerly Trophy, recognizing the top four-year college football player in the State of Mississippi.

In his first season at MC in 2014, he led the Choctaws in their first season back in NCAA Division II and the Gulf South Conference. Five Choctaws were named to the National Christian College Athletic Association All-American list. The team rushed for 1,719 yards and 14 touchdowns in their first year running an option attack.

Bland came to Mississippi College after an eight-year career at the University of the Cumberlands in Williamsburg, Ky. There, he went 70-21 with five Mid-South Conference championships ('07, '08, '09, '10, '13). He was also named MSC Coach of the Year five times, while having 103 players earn all-conference selections in his tenure.

In 2013, the Patriots went 13-1 and advanced to the NAIA national championship game after being ranked #1 in the country for the final two weeks of the season. Cumberlands spent most of the season ranked as the #1 or #2 team in all of NAIA. The Patriots had one of the top offenses in the nation, leading all of NAIA in rushing offense (4,978 yards), rushing offense per game (355.6 yppg) and scoring (616 points). Cumberlands also led the nation in third-down conversion percentage (53.2%).

Prior to his time at Cumberlands, Bland spent five seasons as the quarterbacks coach at Rice University in Houston, Texas. In 2001, the Owls went 8-4, gaining the most wins at the school since the 1953 season. Rice ranked sixth in the nation in rushing in 2002, second in 2003 and led the country in 2004. The Owls' quarterbacks accounted for one-third of the team's rushing totals during that time and in 2003, his signal-caller was the first in school history to rush and pass for 2,000 yards in a career.

Before his five seasons at Rice, Bland coached at Division II Southern Arkansas University for seven years. He was an assistant coach from 1994-99 and was promoted to the head coach for the 2000 season. While with the Muleriders, the offense broke several school and conference records and led the Gulf South Conference in scoring in 1998 and 1999. In 1997, SAU won the GSC and were ranked 10th in the country.

Prior to his time at Southern Arkansas, Bland served as an assistant coach at Central High School in Columbia, Tenn. He was a graduate assistant under Pat Dye at Auburn University and served as a student assistant at the University of Arkansas following his playing career.

Bland was a four-year letterman at the University of Arkansas as a quarterback. While in Fayetteville, the Razorbacks went to four straight bowl games, making appearances in the Holiday, Liberty, Orange and Cotton Bowls. He is named a permanent captain for the 1988 Southwest Conference Champions that compete in the Cotton Bowl.

Coach Bland holds a master's degree in Kinesiology from Auburn University and a bachelor's degree, also in Kinesiology, from the University of Arkansas. Originally from Knoxville, Tennessee, Bland is a graduate of Farragut High School where he was an All-State recipient playing at the quarterback and defensive back positions.

Coach Bland and his wife, Candis, have three children, Shreve, Jade, and Bo.

COACHING CAREER

YEAR	SCHOOL	POSITION
1989-90	University of Arkansas	Student Assistant
1991-92	Auburn University	Graduate Assistant
1992-93	Central HS (Columbia, TN)	Assistant Coach
1994-99	Southern Arkansas Univ.	Assistant Coach
2000	Southern Arkansas Univ.	Head Coach
2001-05	Rice University	Assistant Coach
2006-13	Univ. of the Cumberlands (KY)	Head Coach
2014-	Mississippi College	Head Coach

HEAD COACHING RECORD

YEAR	SCHOOL	RECORD	NOTES
2000	Southern Arkansas	5-5	6th in GSC
2006	Cumberlands (KY)	6-4	T-2nd MSC East
2007	Cumberlands (KY)	8-3	1st MSC East, NAIA 1st Rd
2008	Cumberlands (KY)	10-2	1st MSC East, NAIA 2nd Rd
2009	Cumberlands (KY)	9-2	1st MSC East, NAIA 1st Rd
2010	Cumberlands (KY)	7-4	1st MSC West, NAIA 1st Rd
2011	Cumberlands (KY)	7-3	T-2nd MSC West
2012	Cumberlands (KY)	10-2	2nd MSC East, NAIA 2nd Rd
2013	Cumberlands (KY)	13-1	1st MSC East, NAIA Runner-Up
2014	Mississippi College	1-9	8th in GSC
2015	Mississippi College	2-8	8th in GSC
2016	Mississippi College	3-7	Full members of D-II and GSC
2017	Mississippi College	0-2	---
TOTAL	13th Season	81-52 (.609)	5 Conference Titles 6 NAIA Tournament Appearances


2017 FOOTBALL COACHING STAFF



JAY BRIGHT
Wide Receivers



MICHAEL COLLINS
Defensive Coordinator



RICKY HERZOG
Defensive Backs



ROD SMITH
Defensive Line



EDGAR WEISER
Offensive Line



CORY YORK
Offensive Line



PAYTON GRAY
Defensive Backs



NICK LUCKEY
H-Backs



PAUL RASMUSSEN
Linebackers



CONNOR MADIGAN
Defensive Line



BRYAN PITTMAN
Quarterbacks / RB's



ATHLETIC TRAINING



MATT VERRET
Asst. AD Sports Medicine



ALICIA THORNBURG
Asst. Athletic Trainer



HUDSON BYRNES
Asst. Athletic Trainer



BRADLEY ADERHOLT
Graduate Assistant



CAITLIN BROWN
Graduate Assistant



JACOB HARDY
Graduate Assistant

SPORTS PERFORMANCE




MICHAEL SHUMAKER
Asst. AD Sports Performance



LAUREN BETHLY
Graduate Assistant



TAYLOR QUICK
Graduate Assistant



SUPPORT STAFF




JOURDAN BRANNING
Administrative Assistant



DAVID NICHOLS
Asst. AD Athletic Comm.



GRADY TURMAN
Head of Transportation



TIM YANCY
Equipment Manager

MISSISSIPPI COLLEGE ROSTER VS. WEST ALABAMA

No.	Name	Pos.	Ht.	Wt.	Cl.	Hometown (Previous School)
1	Ty Jobe	QB	6'2	205	Jr.	Lebanon, Tenn. (Tennessee Tech)
2	Steven Bradley	DB	6'1	195	Sr.	Olive Branch, Miss. (Northwest MS CC)
2	Nathan Faciane	WR	5'7	160	So.	Lacombe, La. (Lakeshore HS)
3	Rudie Frye	DB	6'2	190	Jr.	Memphis, Tenn. (Southeast Missouri State)
3	Ja'Moz Mark	WR	5'8	155	Jr.	Tylertown, Miss. (East MS CC)
4	Colt Freeman	RB	5'10	190	Jr.	Olive Branch, Miss. (Lewisburg HS)
4	Blake Miller	DB	6'1	200	Jr.	Sandy, Utah (Snow College)
5	Chris Manning	DB	5'11	200	Sr.	Section, Ala. (Section HS)
5	Jamarus Morrisette	RB	6'0	200	So.	Douglasville, Ga. (Chapel Hill HS)
6	Branden Pete	DB	5'11	180	R-So.	Sandhill, Miss. (Pisgah HS)
6	Moregan Sharp	WR	6'1	200	R-So.	Helena, Ala. (Pelham HS)
7	Julian Charles	DB	6'1	190	So.	Shreveport, La. (Captain Shreve HS)
7	Chakel Gates	WR	5'11	180	Jr.	Calhoun City, Miss. (Itawamba CC)
8	Trey Thompson	LB	6'2	225	Jr.	Cincinnati, Ohio (Tennessee Tech)
9	Aaron Feazelle	QB	6'4	230	R-Fr.	Diamondhead, Miss. (Hancock HS)
9	Jahmaad Harrell	LB	6'2	220	Sr.	McComb, Miss. (Jones County JC)
10	Keith Harison	DB	5'10	187	Jr.	Dallas, Ga. (Paulding County HS)
11	Christian Keene	WR	6'4	200	R-Jr.	Brookhaven, Miss. (Copiah-Lincoln CC)
12	Khiran Williams	QB	5'10	195	R-Jr.	Dothan, Ala. (Dothan HS)
13	Darius Young	WR	6'1	190	Fr.	Shelbyville, Tenn. (Shelbyville Central HS)
14	Sawyer Passman	DB	5'10	184	Fr.	West Monroe, La. (West Monroe HS)
15	Alex Feazelle	DB	6'2	212	Sr.	Diamondhead, Miss. (MS Gulf Coast CC)
16	Cincere Flowers	WR	5'9	175	Fr.	Enterprise, Ala. (Enterprise HS)
17	Trey Harris	DB	6'1	200	Sr.	Smiths Station, Ala. (Smiths Station HS)
18	Alex Johnson	LB	6'2	238	R-Sr.	Greenwood, Miss. (MS Delta CC)
19	Da'Quan Lewis	DB	5'8	170	Jr.	Daleville, Ala. (Enterprise HS)
21	Alizee Chubbs	RB	5'9	205	R-Jr.	Atlanta, Ga. (McEachern HS)
21	Colton Magee	LB	5'11	210	Jr.	Tylertown, Miss. (Copiah-Lincoln CC)
22	Bobby Mitchell	RB	5'10	200	So.	Brandon, Miss. (Brandon HS)
23	Reggie Bennett	DB	5'11	175	Sr.	Amite, La. (Amite HS)
27	Drew Croegaert	WR	5'10	190	So.	Lakeland, Tenn. (Evangelical Christian)
28	D.J. Smith	DL	6'2	260	Fr.	Opelika, Ala. (Beauregard HS)
29	Trace Sugg	LB	6'0	210	So.	Morton, Miss. (Hendrix College)
30	Marc Toussaint	DB	6'0	195	Jr.	Silver Spring, Md. (Paulding County HS)
33	Cole Lewis	RB	5'10	220	R-So.	New Orleans, La. (De La Salle HS)
34	Tiberias Lampkin	RB	5'9	220	Jr.	Sturgis, Miss. (Mississippi State)
35	Rodarius Dorsey	DB	6'0	165	Fr.	Shelby, Miss. (Broad Street HS)
38	Corey Rholdon	DB	6'0	190	R-So.	New Orleans, La. (Holy Cross School)
41	Damon Wright	DL	6'2	225	Fr.	Hoover, Ala. (Spain Park HS)
42	Will Jennings	RB	6'0	220	R-Fr.	Greenwood, Miss. (Pillow Aca.)
44	Arik Washington	RB	6'1	225	Jr.	York, Ala. (Russell Christian Aca.)
45	Joseph Patterson	LB	5'11	200	Sr.	Jackson, Tenn. (Univ. School of Jackson)
48	Justin Stewart	LB	6'0	230	Jr.	Laurel, Miss. (MS Gulf Coast CC)
49	Anthony Jackson	LB	6'2	210	Jr.	Mound Bayou, Miss. (John F. Kennedy HS)
50	Kaleb Coleman	LB	6'0	215	R-Jr.	Robertsdale, Ala. (Robertsdale HS)
52	Carl Rainey Jr.	DL	6'0	230	R-Sr.	Pascagoula, Miss. (Pascagoula HS)

MISSISSIPPI COLLEGE ROSTER VS. SOUTHWEST BAPTIST

No.	Name	Pos.	Ht.	Wt.	Cl.	Hometown (Previous School)
53	Ronny Smith	OL	6'1	285	Sr.	West Palm Beach, Fla. (American Heritage)
54	Dalton Frederick	DL	6'3	260	R-Fr.	Bartlett, Tenn. (Bartlett HS)
55	Randan Knight	OL	6'2	320	Jr.	Hattiesburg, Miss. (MS Gulf Coast CC)
58	Preston Reed	DL	6'5	220	Jr.	Mt. Juliet, Tenn. (Tennessee Tech)
63	Blake Atteberry	OL	6'1	275	R-So.	Cantonment, Fla. (Tate HS)
64	Tavin Ingraham	OL	6'0	299	R-Jr.	Brewton, Ala. (Stillman College)
65	EJ Hurley	OL	6'3	330	So.	Tyrone, Ga. (Kennesaw State)
72	Brandon Windham	OL	6'2	295	Sr.	Meridian, Miss. (Itawamba CC)
73	Tahara Thornton	OL	6'0	300	R-Fr.	Mobile, Ala. (Mary G. Montgomery HS)
74	Chris Alvarez	OL	6'5	298	Jr.	Buena Park, Calif. (Golden West College)
75	Tag Gatlin	OL	6'3	285	So.	Oxford, Miss. (Oxford HS)
76	Lawrence Guyot	OL	6'3	285	Jr.	Bartlett, Tenn. (Bolton HS)
79	Jeremiah Campbell	OL	6'5	270	R-Fr.	Baton Rouge, La. (St. Michael the Archangel)
80	Landon Houlditch	TE	6'2	240	Fr.	Linden, Ala. (Marengo Aca.)
83	Matthew Turcotte	P	6'3	210	Sr.	Philadelphia, Miss. (Neshoba Central HS)
84	Bo Swanson	WR	6'6	235	Gr.	Katy, Texas (Liberty Univ.)
85	Hayden Kelly	LS	6'3	190	Jr.	Germantown, Tenn. (Christian Brothers HS)
87	Orlando Doss	WR	5'10	167	Fr.	Semmes, Ala. (Mary G. Montgomery HS)
88	Cris Ward	WR	6'1	195	Jr.	Brandon, Miss. (Northwest MS CC)
90	Kalvin Bowman	DL	6'0	290	So.	West Monroe, La. (West Monroe HS)
91	Jordan Barrett	DL	6'2	295	Jr.	Laurel, Miss. (East MS CC)
92	Isiah Anderson	DL	6'1	260	Sr.	Port Gibson, Miss. (Alcorn State)
92	Matt Brasher	PK	5'11	190	R-Sr.	Meadville, Miss. (Copiah-Lincoln CC)
93	Greg Nickles	PK	6'0	185	R-Jr.	Pelahatchie, Miss. (Copiah-Lincoln CC)
94	Jonathan Penton	LS	6'5	195	R-Fr.	Bogalusa, La. (Mandeville HS)
95	Chris Humphries	DL	6'1	290	Jr.	West Point, Miss. (West Point HS)
97	Kris Reliford	DL	6'3	270	Sr.	Columbus, Miss. (Northwest MS CC)

MISSISSIPPI COLLEGE COACHING STAFF

Head Coach	John Bland (4th Year) University of Arkansas (1989)
Career Record	81-52 (13th Season)
MC Record	6-26 (4th Season)

Assistant Coach	Jay Bright (Wide Receivers)	Student Assistant	Connor Madigan (Defensive Line)
Assistant Coach	Michael Collins (Defensive Coordinator)	Student Assistant	Bryan Pittman (Quarterbacks/RB's)
Assistant Coach	Ricky Herzog (Defensive Backs)	Athletic Trainer	Hudson Byrnes
Assistant Coach	Rod Smith (Defensive Line)	Athletic Trainer	Bradley Aderholt
Assistant Coach	Edgar Weiser (Off. Line/Special Teams)	Strength & Conditioning	Michael Shumaker
Assistant Coach	Cory York (Offensive Line)	Equipment Coordinator	Tim Yancy
Graduate Assistant	Payton Gray (Defensive Backs)		
Graduate Assistant	Nick Luckey (H-Backs)		
Graduate Assistant	Paul Rasmussen (Linebackers)		

MISSISSIPPI COLLEGE DEPTH CHART VS. SOUTHWEST BAPTIST

OFFENSE

QUARTERBACK

1	Ty Jobe	6'2	205	Jr.
12	Khiran Williams	5'10	195	Jr.

RUNNING BACK

34	Tiberias Lampkin	5'9	220	Jr.
21	Alizee Chubbs	5'9	205	Jr.

H-BACK

44	Arik Washington	6'1	225	Jr.
33	Cole Lewis	5'10	220	So.

WIDE RECEIVER

7	Chakel Gates	5'11	180	Jr.
13	Darius Young	6'1	190	Fr.

WIDE RECEIVER

2	Nathan Faciane	5'7	160	So.
3	Ja'Moz Mark	5'8	155	Jr.

WIDE RECEIVER

6	Moregan Sharp	6'1	200	So.
11	Christian Keene	6'5	200	Sr.

LEFT TACKLE

79	Jeremiah Campbell	6'5	270	Fr.
63	Blake Atteberry	6'1	275	So.

LEFT GUARD

65	EJ Hurley	6'3	330	So.
75	Tag Gatlin	6'2	276	So.

CENTER

53	Ronny Smith	6'1	285	Sr.
55	Randan Knight	6'2	320	Jr.

RIGHT GUARD

55	Randan Knight	6'2	320	Jr.
73	Tahara Thornton	6'0	300	Fr.

RIGHT TACKLE

76	Lawrence Guyot	6'3	285	Jr.
74	Chris Alvarez	6'5	298	Jr.

DEFENSE

DEFENSIVE END

52	Carl Rainey Jr.	6'0	230	Sr.
41	Damon Wright	6'2	225	Fr.

NOSE GUARD

95	Chris Humphries	6'1	290	Jr.
91	Jordan Barrett	6'2	295	Jr.

DEFENSIVE END

97	Kris Reliford	6'3	270	Sr.
58	Preston Reed	6'5	220	Jr.

INSIDE LINEBACKER

21	Colton Magee	5'11	210	Jr.
45	Joseph Patterson	5'11	200	Sr.

MIDDLE LINEBACKER

50	Kaleb Coleman	6'0	210	Jr.
48	Justin Stewart	6'0	230	Jr.

INSIDE LINEBACKER

9	Jahmaad Harrell	6'2	230	Sr.
18	Alex Johnson	6'2	238	Sr.

CORNERBACK

10	Keith Harison	5'10	185	Jr.
3	Rudie Frye	6'2	190	Jr.

CORNERBACK

6	Branden Pete	5'11	180	So.
4	Blake Miller	6'1	200	Jr.

WARRIOR

17	Trey Harris	6'1	200	Sr.
7	Julian Charles	6'1	190	So.

SPEAR

2	Steven Bradley	6'1	195	Sr.
19	Da'Quan Lewis	5'8	170	Jr.

FREE SAFETY

5	Chris Manning	5'11	200	Sr.
23	Reggie Bennett	5'11	185	Sr.

SPECIAL TEAMS

PLACEKICKER

93	Greg Nickles	6'0	185	Jr.
92	Matt Brasher	5'11	190	Sr.

PUNTER

83	Matthew Turcotte	6'3	210	Sr.
93	Greg Nickles	6'0	185	Jr.

KICKOFFS

92	Matt Brasher	5'11	190	Sr.
93	Greg Nickles	6'0	185	Jr.

PUNT RETURNS

2	Nathan Faciane	5'7	160	So.
11	Christian Keene	6'5	200	Sr.

KICK RETURNS

3	Ja'Moz Mark	5'8	155	Jr.
13	Darius Young	6'1	190	Fr.

LONG SNAPPER

94	Jonathan Penton	6'5	195	Fr.
58	Preston Reed	6'5	220	Jr.

HOLDER

83	Matthew Turcotte	6'3	210	Sr.
11	Christian Keene	6'5	200	Sr.

MISSISSIPPI COLLEGE PRONUNCIATION GUIDE

2 - Nathan Faciane	FAH-shon
3 - Ja'Moz Mark	Juh-MOZ
6 - Branden Pete	PEET
7 - Chakel Gates	SHUH-kell
9 - Aaron Feazelle	FEE-zell
9 - Jahmaad Harrell	juh-MAHD HAIR-ull
12 - Khiran Williams	KY-run
15 - Alex Feazelle	FEE-zell

19 - Da'Quan Lewis	DAY-quon
20 - Cavosea'a Stinson	cuh-VAH-see-ay
21 - Alizee Chubbs	AL-uh-zay
27 - Drew Croegaert	CROW-gurt
30 - Marc Toussaint	TOO-sont
31 - Keshawn Harris	KEY-shawn
34 - Tiberias Lampkin	Tie-BEER-ee-us
51 - Zach Shahin	SHAY-han

76 - Lawrence Guyot	GEE-ott
80 - Landon Houlditch	HOLE-ditch
83 - Matthew Turcotte	TER-cot
89 - Evan Poche	POE-shay
92 - Matt Brasher	BRAY-sheer

MISSISSIPPI COLLEGE INDIVIDUAL STATISTICS

RUSHING	GP	Att	Gain	Loss	Net	Avg	TD	Long	Avg/G
Tiberias Lampkin	2	22	146	2	144	6.5	0	28	72.0
Alizee Chubbs	2	22	86	5	81	3.7	0	12	40.5
Nathan Faciane	2	6	31	2	29	4.8	0	18	14.5
Ty Jobe	2	25	85	65	20	0.8	3	18	10.0
Colt Freeman	2	1	12	0	12	12.0	0	12	6.0
Ja'Moz Mark	2	3	10	1	9	3.0	0	10	4.5
Bobby Mitchell	1	1	6	0	6	6.0	0	6	6.0
Aaron Feazelle	1	7	30	27	3	0.4	0	13	3.0
Khiran Williams	2	4	12	16	-4	-1.0	0	12	-2.0
TEAM	2	2	0	30	-30	-15.0	0	0	-15.0
Total	2	93	418	148	270	2.9	3	28	135.0
Opponents	2	59	240	23	217	3.7	2	22	108.5

PASSING	GP	Effic	Cmp-Att-Int	Pct	Yds	TD	Long	Avg/G
Ty Jobe	2	92.4	17-38-1	44.7	200	1	35	100.0
Khiran Williams	2	56.5	2-8-0	25.0	30	0	19	15.0
Aaron Feazelle	1	142.0	1-1-0	100.0	5	0	5	5.0
Ja'Moz Mark	2	-200.0	0-1-1	0.0	0	0	0	0.0
Total	2	81.3	20-48-2	41.7	235	1	35	117.5
Opponents	2	123.1	43-74-2	58.1	502	3	83	251.0

RECEIVING	GP	Rec	Yds	Avg	TD	Long	Avg/G
Nathan Faciane	2	5	43	8.6	0	17	21.5
Chakel Gates	2	4	49	12.2	0	33	24.5
Ja'Moz Mark	2	3	50	16.7	1	35	25.0
Darius Young	2	2	24	12.0	0	16	12.0
Christian Keene	2	2	23	11.5	0	12	11.5
Anik Washington	2	1	19	19.0	0	19	9.5
Alizee Chubbs	2	1	11	11.0	0	11	5.5
Tiberias Lampkin	2	1	11	11.0	0	11	5.5
Will Jennings	1	1	5	5.0	0	5	5.0
Total	2	20	235	11.8	1	35	117.5
Opponents	2	43	502	11.7	3	83	251.0

SCORING	TD	FG	Kick	Rush	Rcv	Pass	Saf	DXP	Pts
Ty Jobe	3	0-0	0-0	0-0	1	0-0	0	0	20
Colton Magee	1	0-0	0-0	0-0	0	0-0	0	0	6
Greg Nickles	0	1-3	3-4	0-0	0	0-0	0	0	6
Ja'Moz Mark	1	0-0	0-0	0-0	0	0-0	0	0	6
Christian Keene	0	0-0	0-0	0-0	0	1-1	0	0	0
Total	5	1-3	3-4	0-0	1	1-1	0	0	38
Opponents	7	4-4	6-6	0-0	1	1-1	0	1	64

PUNT RET.	No.	Yds	Avg	TD	Long
Nathan Faciane	2	16	8.0	0	16
Total	2	16	8.0	0	16
Opponents	5	24	4.8	0	22

KICK RET.	No.	Yds	Avg	TD	Long
Darius Young	4	124	31.0	0	67
Ja'Moz Mark	2	33	16.5	0	21
Joseph Patterson	1	7	7.0	0	7
Total	7	164	23.4	0	67
Opponents	8	206	25.8	0	56

INTERCEPTIONS	No.	Yds	Avg	TD	Long
Reggie Bennett	1	0	0.0	0	0
Colton Magee	1	22	22.0	1	22
Total	2	22	11.0	1	22
Opponents	2	37	18.5	0	37

FUMBLE RET.	No.	Yds	Avg	TD	Long
Total	0	0	0.0	0	0
Opponents	0	0	0.0	2	0

TOTAL OFFENSE	GP	Rush	Pass	Total	Avg/G
Ty Jobe	2	20	200	220	110.0
Tiberias Lampkin	2	144	0	144	72.0
Alizee Chubbs	2	81	0	81	40.5
Nathan Faciane	2	29	0	29	14.5
Khiran Williams	2	-4	30	26	13.0
Colt Freeman	2	12	0	12	6.0
Ja'Moz Mark	2	9	0	9	4.5
Aaron Feazelle	1	3	5	8	8.0
Bobby Mitchell	1	6	0	6	6.0
TEAM	2	-30	0	-30	-15.0
Total	2	270	235	505	252.5
Opponents	2	217	502	719	359.5

MISSISSIPPI COLLEGE INDIVIDUAL STATISTICS

ALL PURPOSE	GP	Rush	Rcv	PR	KR	IR	Total	Avg/G
Tiberias Lampkin	2	144	11	0	0	0	155	77.5
Darius Young	2	0	24	0	124	0	148	74.0
Ja'Moz Mark	2	9	50	0	33	0	92	46.0
Alizee Chubbs	2	81	11	0	0	0	92	46.0
Nathan Faciane	2	29	43	16	0	0	88	44.0
Chakel Gates	2	0	49	0	0	0	49	24.5
Christian Keene	2	0	23	0	0	0	23	11.5
Colton Magee	2	0	0	0	0	22	22	11.0
Ty Jobe	2	20	0	0	0	0	20	10.0
Arik Washington	2	0	19	0	0	0	19	9.5
Colt Freeman	2	12	0	0	0	0	12	6.0
Joseph Patterson	2	0	0	0	7	0	7	3.5
Bobby Mitchell	1	6	0	0	0	0	6	6.0
Will Jennings	1	0	5	0	0	0	5	5.0
Aaron Feazelle	1	3	0	0	0	0	3	3.0
Khiran Williams	2	-4	0	0	0	0	-4	-2.0
TEAM	2	-30	0	0	0	0	-30	-15.0
Total	2	270	235	16	164	22	707	353.5
Opponents	2	217	502	24	206	37	986	493.0

FIELD GOALS	Made-Att	Pct	20-29	30-39	40+	Long	Bikd
Greg Nickles	1-3	33.3	1-1	0-1	0-1	23	0

FG SEQUENCE	Mississippi College	Opponents
at Clark Atlanta	37, 42	(44)
at Southwest Baptist	(23)	(35),(35),(27)
at West Alabama	--	--
Florida Tech	--	--
Delta State	--	--
at West Florida	--	--
at Valdosta State	--	--
West Georgia	--	--
Shorter	--	--
at North Alabama	--	--

Numbers in (parentheses) indicate field goal was made.

PUNTING	No.	Yards	Avg	Long	TB	FC	I20	50+	Bikd
Matthew Turcotte	9	354	39.3	50	0	2	3	1	0
Total	9	354	39.3	50	0	2	3	1	0
Opponents	11	460	41.8	59	2	5	5	2	0

KICKOFFS	No.	Yards	Avg	TB	OB	Retn	Net	YdLn
Matt Brasher	8	477	59.6	0	0			
Total	8	477	59.6	0	0	25.8	33.9	31
Opponents	9	524	58.2	1	1	23.4	37.2	27

TACKLES	GP	Solo	Ast	Total	Avg/G
Blake Miller	2	5	7	12	6.0
Kaleb Coleman	2	5	7	12	6.0
Kris Reliford	2	2	7	9	4.5
Chris Manning	2	1	7	8	4.0
Steven Bradley	2	4	4	8	4.0
Carl Rainey Jr.	2	6	2	8	4.0
Justin Stewart	2	3	4	7	3.5
Colton Magee	2	4	3	7	3.5
Keith Harison	2	3	3	6	3.0
Preston Reed	2	1	5	6	3.0
Alex Johnson	2	2	4	6	3.0
Total	2	64	78	142	71.0
Opponents	2	67	86	153	76.5

FOR LOSS	GP	TFL	Yds	Sacks	Yds
Carl Rainey Jr.	2	2.0	5	1.0	2
Kris Reliford	2	1.5	1	--	--
Preston Reed	2	1.0	2	1.0	2
Steven Bradley	2	1.0	1	--	--
Jahmaad Harrell	2	1.0	1	--	--
Jordan Barrett	2	1.0	1	--	--
Damon Wright	2	1.0	1	--	--
Total	2	11.0	17	2.0	4
Opponents	2	22.0	120	8.0	70

PASS DEFENSE	GP	INT	YDS	BU	PD
Colton Magee	2	1	22	0	1
Reggie Bennett	2	1	0	0	1
Blake Miller	2	--	--	2	2
Steven Bradley	2	--	--	1	1
Justin Stewart	2	--	--	1	1
Rudie Frye	2	--	--	1	1
Branden Pete	2	--	--	1	1
Trey Harris	2	--	--	1	1
Julian Charles	2	--	--	1	1
Damon Wright	2	--	--	1	1
Totals	2	2	22	9	11
Opponents	2	2	37	5	7

MISCELLANEOUS	GP	FR	YDS	FF	BLK
Jahmaad Harrell	1	1	0	--	--
Cris Ward	1	1	0	--	--
Marc Toussaint	1	--	--	2	--
TEAM	1	--	--	1	--
Totals	2	2	0	3	--
Opponents	2	2	0	1	1

SCORING DRIVES

AT CLARK ATLANTA

Started at	Clock	Plays	Yds	Time	Result
CAU 45	1st - 13:51	6	45	4:14	TOUCHDOWN
CAU 00	2nd - 12:20	0	0	0:00	TOUCHDOWN
MC 12	3rd - 14:53	12	88	6:52	TOUCHDOWN
MC 41	4th - 5:47	10	59	3:44	TOUCHDOWN

AT SOUTHWEST BAPTIST

Started at	Clock	Plays	Yds	Time	Result
MC 17	2nd - 14:48	8	83	4:00	TOUCHDOWN
MC 35	3rd - 15:00	8	59	3:23	FIELD GOAL

AT WEST ALABAMA

Started at	Clock	Plays	Yds	Time	Result
---	---	---	---	---	---

VS FLORIDA TECH

Started at	Clock	Plays	Yds	Time	Result
---	---	---	---	---	---

VS DELTA STATE

Started at	Clock	Plays	Yds	Time	Result
---	---	---	---	---	---

AT WEST FLORIDA

Started at	Clock	Plays	Yds	Time	Result
---	---	---	---	---	---

AT VALDOSTA STATE

Started at	Clock	Plays	Yds	Time	Result
---	---	---	---	---	---

VS WEST GEORGIA

Started at	Clock	Plays	Yds	Time	Result
---	---	---	---	---	---

VS SHORTER

Started at	Clock	Plays	Yds	Time	Result
---	---	---	---	---	---

AT NORTH ALABAMA

Started at	Clock	Plays	Yds	Time	Result
---	---	---	---	---	---

IN THE RED ZONE

When the offense moves the ball inside the 20-yard line, the offense is considered to be in the "Red Zone", and in prime scoring position. The following chart shows how the Choctaw offense performs inside the "Red Zone" during the 2017 season:

Game	Chances	TD	FG	TO	Downs	Miss FG	Half
at Clark Atlanta	5	3	0	0	0	2	0
at SW Baptist	2	0	1	0	1	0	0
at West Alabama							
Florida Tech							
Delta State							
at West Florida							
at Valdosta State							
West Georgia							
Shorter							
at North Alabama							
Totals	7	3	1	0	1	2	0
Opponent	7	4	3	0	0	0	0

MC Scoring Pct: 4-of-7 (57.1%); Point Scored: 25
Opponent Scoring Pct: 7-of-7 (100.0%); Points Scored: 38

LONGEST PLAYS (20+ YARDS)

RUSHING

28	Tiberias Lampkin at Clark Atlanta	08.31.17
21	Tiberias Lampkin at Southwest Baptist	09.09.17

PASSING

35*	Ty Jobe to Ja'Moz Mark at Southwest Baptist	09.09.17
33	Ty Jobe to Chakel Gates at Southwest Baptist	09.09.17

PUNT RETURN

--

KICK RETURN

67	Darius Young at Southwest Baptist	09.09.17
28	Darius Young at Southwest Baptist	09.09.17
21	Ja'Moz Mark at Southwest Baptist	09.09.17

INTERCEPTION RETURN

22*	Colton Magee at Clark Atlanta	08.31.17
-----	-------------------------------	----------

* Touchdown scored on the play

CHARTING THE BIG PLAYS

RUSHING

Player	20-29	30-39	40-49	50+	Total
Tiberias Lampkin	2	--	--	--	2
Total	2	--	--	--	2

PASSING

Player	20-29	30-39	40-49	50+	Total
Ty Jobe	--	2	--	--	2
Total	--	2	--	--	2

RECEIVING

Player	20-29	30-39	40-49	50+	Total
Chakel Gates	--	1	--	--	1
Ja'Moz Mark	--	1	--	--	1
Total	--	2	--	--	2

KICK RETURNS

Player	20-29	30-39	40-49	50+	Total
Ja'Moz Mark	1	--	--	--	1
Darius Young	1	--	--	1	2
Total	2	--	--	1	3

PUNT RETURNS

Player	20-29	30-39	40-49	50+	Total
--	--	--	--	--	--
Total	--	--	--	--	--

INTERCEPTION RETURNS

Player	20-29	30-39	40-49	50+	Total
Colton Magee	1	--	--	--	1
Total	1	--	--	--	1

20-YARD PLUS BY PLAYER

Player	No.	TD	R	P	KR	PR	IR	FR
Tiberias Lampkin	2	0	2	0	0	0	0	0
Ja'Moz Mark	2	1	0	1	1	0	0	0
Darius Young	2	0	0	0	2	0	0	0
Chakel Gates	1	0	0	1	0	0	0	0
Colton Magee	1	1	0	0	0	0	1	0
Total	8	2	2	2	3	0	1	0

RECORD BREAKDOWN

CURRENT STREAK

Current Home Streak	Lost 3
Current Away Streak	Lost 2

LAST WIN 32-0 AT SHORTER (11.05.16)

Last Home Win	27-26 vs Cumberland (09.24.16)
Last Away Win	32-0 at Shorter (11.05.16)

LAST LOSS 32-9 AT SOUTHWEST BAPTIST (09.09.17)

Last Home Loss	42-7 vs North Alabama (11.12.16)
Last Away Loss	32-9 at Southwest Baptist (09.09.17)

	2017	Bland Era
--	------	-----------

Home	0-0	5-11
Away	0-2	1-15
Neutral	0-0	0-0
Natural Grass	0-0	0-2
Artificial Turf	0-2	6-24
Day Games	0-0	3-14
Night Games	0-2	3-12
ESPN3 GSC-TV Games	0-0	0-6
AFCNA Ranked Opponents	0-0	0-8
August	0-1	0-1
September	0-1	4-9
October	0-0	1-10
November	0-0	1-6
December	0-0	0-0
Leading at Halftime	0-0	5-3
Trailing at Halftime	0-2	1-23
Tied at Halftime	0-0	0-0
Scoring First	0-1	5-4
Opponent Scoring First	0-1	1-22
Score < 20 Points	0-1	0-17
Score 20-29 Points	0-1	2-7
Score 30+ Points	0-0	4-2
Opponent Scores < 20 Points	0-0	4-1
Opponent Scores 20-29 Points	0-0	2-2
Opponent Scores 30+ Points	0-2	0-23
Gain < 15 First Downs	0-0	0-12
Gain 15+ First Downs	0-2	6-14
Opponent Gains < 15 First Downs	0-0	2-0
Opponent Gains 15+ First Downs	0-2	4-26
More Rushing Yds than Opponent	0-1	5-4
Fewer Rushing Yds than Opponent	0-1	1-22
Rush for < 150 Yards	0-1	0-15
Rush for 150+ Yards	0-1	6-11
Opponent Rushes for < 150 Yards	0-2	4-3
Opponent Rushes for 150+ Yards	0-0	2-23
More Passing Yds than Opponent	0-0	4-6
Fewer Passing Yds than Opponent	0-2	2-20
Pass for < 175 Yards	0-2	4-19
Pass for 175+ Yards	0-0	2-7
Commit 0-2 Turnovers	0-1	6-18
Commit 3+ Turnovers	0-1	0-8
Force 0-2 Turnovers	0-2	4-23
Force 3+ Turnovers	0-0	2-3
3rd Down Pct. < 30	0-0	1-14
3rd Down Pct. 30+	0-2	5-12
Trail Time of Possession	0-0	3-10
Lead Time of Possession	0-2	3-16

WEST ALABAMA ROSTER VS. MISSISSIPPI COLLEGE

NO.	NAME	POS.	CL.	HT.	WT.	HOMETOWN / PREVIOUS SCHOOL
1	Jamal Blackwell	DB	Sr.	5-10	170	Mt. Olive, Miss. / Jones County JC
1	Broc Malcom	WR	Sr.	5-11	172	Hanceville, Ala. / Idaho State
2	Khalia Hackett	LB	Sr.	6-2	223	Douglasville, Ga. / Arkansas
3	Tra Fletcher	WR	Sr.	5-9	190	Powder Springs, Ga. / Dean Junior College
3	Taderion Myhand	FS	Sr.	6-0	175	Troy, Ala. / Charles Henderson HS
4	Dominique McNealey	WR	So.	5-10	165	Huntsville, Ala. / Johnson HS
4	Torrence Willis	FS	Jr.	6-0	175	Birmingham, Ala. / Clay Chalkville HS
5	Devante Davis	LB	Sr.	6-1	230	Olive Branch, Miss. / MW Mississippi CC
5	Tevin Moore	RB	Jr.	5-11	205	Stringer, Miss. / Jones County CC
6	Ladaris Johnson	DB	Sr.	5-10	190	Mound Bayou, Miss. / Mississippi Delta CC
6	Rashaad Lee	RB	Sr.	5-7	180	Pensacola, Fla. / Pine Forest HS
7	Tevin Madison	CB	Jr.	5-10	166	Fayette, Ala. / Texas Tech
7	Gabe Tiller	QB	So.	6-1	185	Loganville, Ga. / Archer HS
8	Austin Bray	QB	Sr.	6-5	225	Kingsburg, Calif. / Mississippi Valley State
8	Montell Dent	DB	Sr.	5-8	175	Tuscaloosa, Ala. / Northridge HS
9	Terrence Jones	DE	Jr.	6-3	228	Bruce, Miss. / Itawamba CC
9	Barnard McGhee	WR	Sr.	5-8	170	Dothan, Ala. / Hinds CC
10	Tavarius Hutchinson	DB	So.	5-10	170	McCalla, Ala. / McAdory HS
10	Jacob Murphree	QB	Fr.	6-2	195	Dickson, Tenn. / Dickson HS
11	Corey Davis	WR	Sr.	6-2	210	Meridian, Miss. / East Mississippi CC
11	Dakota Rushing	DE	Jr.	6-6	245	Haleyville, Ala. / Tennessee Tech
12	Alfred Dickens	LB	Jr.	6-1	210	Olive Branch, Miss. / NW Mississippi CC
13	Greg Thomas	CB	Jr.	5-10	165	Mobile, Ala. / McGill-Toolen
14	Terry Samuel	LB	Jr.	6-2	200	Brewton, Ala. / T.R. Millen
15	Harry Satterwhite	QB	Jr.	6-1	183	Mobile, Ala. / McGill Toolen
16	Se'quan Steele	DB	Sr.	6-0	180	Greenwood, Miss. / Mississippi Delta CC
17	Donta Armstrong	WR	Sr.	5-10	160	Bruce, Miss. / NE Mississippi CC
18	Qua Boyd	WR	Jr.	6-5	226	Lafayette, Ala. / Jones JC
19	Darius Ellis	DE	Jr.	5-10	215	Northport, Ala. / Tuscaloosa County
20	Jordan Graddy	DB	Fr.	5-10	170	Mobile, Ala. / Mobile Christian HS
21	Robert Myers	RB	Sr.	5-11	170	Grand Bay, Ala. / Alma Bryant
22	Ken Hibbler	DB	Sr.	6-2	200	Tunica, Miss. / Itawamba CC
23	Lakenderic Thomas	RB	Sr.	5-10	220	West Point, Miss. / East Mississippi CC
25	Christian Patterson	TE	Jr.	6-2	230	Clayton, Ala. / Stillman
26	Markeith Gray	TE	So.	6-3	200	Buhl, Ala. / Sipsey Valley HS
27	Kejuan Feagan	DB	So.	5-10	185	Birmingham, Ala. / Pleasant Grove HS
28	Tyler Rogers	RB	Jr.	5-10	210	Mobile, Ala. / Mobile Christian
29	Desmond Lester	DE	Jr.	6-0	240	Batesville, Miss. / South Panola
30	Nicarius Peterson	WR	Sr.	5-11	184	McKenzie, Ala. / McKenzie HS
31	Derrick Underwood	RB	R-Fr.	5-10	190	Homewood, Ala. / Homewood HS
32	Charles Bester	LB	Jr.	6-2	215	Tuscaloosa, Ala. / Hillcrest HS
33	Colin Douglas	K/P	So.	6-4	195	Fairhope, Ala. / Bayside Academy
34	Skylar Mosley	LB	So.	6-1	215	Saraland, Ala. / Saraland HS
35	Zach Gaines	P	So.	6-1	210	Calera, Ala. / Calera HS
36	Reed James	K/P	Sr.	5-10	180	Madison, Miss. / SW Mississippi CC
37	Seth Knotts	WR	Jr.	6-1	205	Prattville, Ala. / Prattville HS
38	Savon Parker	LB	So.	6-0	220	Jacksonville, Ala. / Jacksonville HS
39	Jordan Bennett	K/P	Jr.	6-0	170	Tallahassee, Fla. / North Florida Christian
40	Malcolm Conn	LB	Jr.	6-1	210	Selma, Ala. / Gulf Coast CC
41	Ty Hill	LB	Sr.	6-1	210	Brookhaven, Miss. / Brookhaven HS
42	Jordan Jones	LB	So.	6-2	235	Lawrenceville, Ga. / Mountain View HS
43	Ezekiel Ufomadu	DT	Sr.	6-2	270	Selma, Ala. / Selma HS
44	Mike Williams	LB	Sr.	5-11	200	Brewton, Ala. / Stillman College
47	Daquan Guice	RB	Jr.	5-8	195	Midway, Ala. / Barbour County HS
48	Ja'Quan Lewis	DB	Rf.	5-10	170	Greenville, Ala. / Greenville HS

WEST ALABAMA ROSTER VS. MISSISSIPPI COLLEGE

NO.	NAME	POS.	CL.	HT.	WT.	HOMETOWN / PREVIOUS SCHOOL
49	Joshua Baker	DB	So.	5-9	170	Huntsville, Ala. / Lee HS
50	Caleb Butler	DE	Sr.	6-4	240	Enterprise, Ala. / South Alabama
51	J.T. Siggers	OL	Jr.	6-1	275	Albertville, Ala. / Albertville HS
52	Undraez Lilly	LB	R-Fr.	6-0	235	Montevallo, Ala. / Montevallo HS
53	Daniel Butler	OL	Sr.	6-4	290	Enterprise, Ala. / Furman
54	Jonathan Young	LB	Jr.	6-0	242	Meridian, Miss. / Mississippi College
55	Call Dyer	C	So.	6-4	350	Gordo, Ala. / Gordo HS
56	Dre Pollard	DE	Fr.	6-2	230	LaGrange, Ga. / LaGrange HS
57	Josh Hatcher	LB	Fr.	6-0	190	Roanoke, Ala. / Handley HS
58	Devin Smith	OL	Sr.	6-2	285	Kiln, Miss. / Jones County JC
59	Kaleb Battle	LB	So.	5-8	170	Jacksonville, Fla. / Redemptorist HS
60	Jared Adair	LS	Jr.	6-2	205	Saraland, Ala. / Saraland HS
62	Stuart Mixson	OL	So.	6-2	240	Canton, Ga. / Creekview HS
63	Aidan Sloan	C	Jr.	6-2	246	Enterprise, Ala. / Enterprise
64	Isaiah Webster	OL	Sr.	6-5	345	New Orleans, La. / Stillman College
66	Brett Houston	OL	Fr.	6-3	340	Oxford, Ala. / Oxford HS
69	Griffin Ricketson	OL	So.	6-5	275	Pensacola, Fla. / Washington HS
71	Jamarcus Goode	OL	Jr.	6-4	315	Centreville, Ala. / Bibb County HS
73	Austin Bishop	OL	Sr.	6-4	284	Piedmont, Ala. / Jacksonville State
74	Dontavious Blair	OT	Sr.	6-7	294	Anniston, Ala. / Tennessee
75	Brandon Anderson	OL	So.	6-3	287	Bessemer, Ala. / Shades Valley HS
78	Will Stapelfeldt	OL	Rf.	6-2	265	Roswell, Ga. / Roswell
79	Marquele Benjamin	OL	So.	6-4	300	Montgomery, Ala. / Alabama State
80	Tyler Butler	TE	Rf.	6-2	220	Marrero, La. / Thomas Jefferson HS
82	Jurmorris McMillon	WR	R-Fr.	5-9	177	Montgomery, Ala. / Millbrook HS
83	Tanner Chastain	WR	Jr.	5-11	175	Mobile, Ala. / St. Luke's HS
84	Deyon Hill	WR	So.	5-7	177	Russellville, Ala. / Russellville HS
85	Sid Thurmond	WR	Jr.	5-5	160	Jacksonville, Ala. / Jacksonville HS
86	Dejuan Feagan	WR	So.	5-10	180	Birmingham, Ala. / Pleasant Grove HS
88	Jake Vick	DB	So.	5-10	175	West Blocton, Ala. / West Blocton HS
89	Bayley Blanchard	WR	Rf.	6-1	180	Centre, Ala. / Piedmont HS
90	A.J. Skinner	DT	Sr.	6-3	320	Vanleave, Miss. / Gulf Coast CC
91	Ashton Derico	DT	Sr.	6-4	255	Montgomery, Ala. / Lee HS
92	Trevonte Carter	DE	Fr.	6-1	220	Gadsden, Ala. / Gadsden City HS
93	Derrick Sampson	RB	Rf.	5-10	175	Mobile, Ala. / Mobile Christian HS
94	Dre Watkins	S	Fr.	6-1	180	Roanoke, Ala. / Handley
95	Devin Sampson	DE	Fr.	6-3	210	Mobile, Ala. / Mobile Christian HS
96	Jesse Boggs	DB	So.	6-3	205	Selma, Ala. / Selma HS
97	Michael Anderson	LB	Fr.	6-0	188	Millry, Ala. / Washington County HS
98	Camarcus Williams	DL	So.	6-1	260	Phenix City, Ala. / Central HS
99	Michael Williams	DT	Sr.	6-1	310	Clayton, Ala. / Barbour County HS

WEST ALABAMA COACHING STAFF

Head Coach	Brett Gilliland (4th Season)
Associate Head Coach	Lamont Seward
Offensive Coordinator	Don Bailey
Defensive Coordinator	Steve Sisa
Special Teams	Brandon Walker
Offensive Line	David Thornton

Running Backs	Deon Williams
Tight Ends	Devin Myers
Defensive Line	Roberto Pinilla
Defensive Backs	Ervin Jackson
Football Operations	Ryne Smith

WEST ALABAMA DEPTH CHART VS. MISSISSIPPI COLLEGE

OFFENSE

QUARTERBACK

15	Harry Satterwhite	6'1	183	Jr.
7	Gabe Tiller	6'1	185	So.

RUNNING BACK

6	Rashad Lee	5'7	180	Sr.
23	Lakendric Thoams	5'10	220	Sr.

WIDE RECEIVER

17	Donta Armstrong	5'10	160	Sr.
1	Broc Malcom	5'11	172	Sr.

WIDE RECEIVER

3	Tra Fletcher	5'9	190	Sr.
4	Dominique McNealey	5'10	165	So.

WIDE RECEIVER

11	Corey Davis	6'2	210	Sr.
9	Barnard McGhee	5'8	170	Sr.

WIDE RECEIVER

18	Qua Boyd	6'5	226	Jr.
25	Christian Patterson	6'2	230	Jr.

LEFT TACKLE

74	Dontavious Blair	6'7	294	Sr.
79	Marquele Benjamin	6'4	300	So.

LEFT GUARD

64	Isaiah Webster	6'5	345	Sr.
62	Stuart Mixson	6'2	240	So.

CENTER

55	Call Dyer	6'4	350	So.
63	Aidan Sloan	6'2	246	Jr.

RIGHT GUARD

58	Devin Smith	6'2	285	Sr.
66	Brett Houston	6'3	340	Fr.

RIGHT TACKLE

75	Brandon Anderson	6'3	287	So.
73	Austin Bishop	6'4	284	Sr.

DEFENSE

DEFENSIVE END

11	Dakota Rushing	6'6	245	Jr.
9	Terrence Jones	6'3	228	Jr.

DEFENSIVE TACKLE

91	Ashton Derico	6'4	245	Sr.
98	Carmarcus Williams	6'1	260	So.

NOSE GUARD

99	Michael Williams	6'1	310	Sr.
91	Ashton Derico	6'4	245	Sr.

BANDIT

19	Darius Ellis	5'10	215	Jr.
42	Jordan Jones	6'2	235	So.

LINEBACKER

2	Khalia Hackett	6'2	223	Sr.
5	Devante Davis	6'1	230	Sr.

LINEBACKER

14	Terry Samuel	6'2	200	Jr.
38	Savon Parker	6'0	220	So.

LINEBACKER

6	Ladaris Johnson	5'10	190	Sr.
12	Alfred Dickens	6'1	210	Jr.

CORNERBACK

1	Jamal Blackwell	5'10	170	Sr.
13	Greg Thomas	5'10	165	Jr.

CORNERBACK

7	Tevin Madison	5'10	166	Jr.
16	Se'Quan Steele	6'0	180	Sr.

SAFETY

27	Kejuan Feagan	5'10	185	So.
22	Ken Hibbler	6'2	200	Sr.

SAFETY

3	Taderion Myhand	6'0	175	Sr.
30	Nicarius Peterson	5'11	184	Sr.

SPECIAL TEAMS

PLACEKICKER

33	Colin Douglas	6'4	195	So.
39	Jordan Bennett	6'0	170	Jr.

KICKOFFS

39	Jordan Bennett	6'0	170	Jr.
33	Colin Douglas	6'4	195	So.

PUNTER

35	Zach Gaines	6'1	195	So.
36	Reed James	5'10	180	Sr.

LONG SNAPPER

60	Jared Adair	6'2	205	Jr.
----	-------------	-----	-----	-----

KICK RETURNER

9	Barnard McGhee	5'8	170	Sr.
4	Dominique McNealey	5'10	165	So.
1	Broc Malcom	5'11	172	Sr.

PUNT RETURNER

17	Donta Armstrong	5'10	160	Sr.
11	Corey Davis	6'2	210	Sr.



WEST ALABAMA STATISTICS

RUSHING	GP	Att	Gain	Loss	Net	Avg	TD	Long	Avg/G
Lee, Rashaad	2	24	138	2	136	5.7	2	25	68.0
Rogers, Tyler	2	11	73	3	70	6.4	0	18	35.0
Thomas, Lakenderic	2	16	69	1	68	4.3	2	10	34.0
Satterwhite, Harry	2	13	47	37	10	0.8	1	12	5.0
Armstrong, Donta	2	1	5	0	5	5.0	0	5	2.5
Myers, Robert	2	4	5	0	5	1.3	1	3	2.5
McNealey, Dominique	2	1	2	0	2	2.0	0	2	1.0
Team	1	3	0	3	-3	-1.0	0	0	-3.0
TOTAL	2	73	339	46	293	4.0	6	25	146.5
Opponents	2	65	283	45	238	3.7	1	44	119.0

PASSING	GP	Effic	Cmp-Att-Int	Pct	Yds	TD	Long	Avg/G
Satterwhite, Harry	2	132.88	62-92-2	67.4	647	3	62	323.5
Armstrong, Donta	2	479.60	1-2-0	50.0	63	1	63	31.5
TOTAL	2	140.26	63-94-2	67.0	710	4	63	355.0
Opponents	2	110.05	41-75-2	54.7	385	4	57	192.5

RECEIVING	GP	Rec	Yds	Avg	TD	Long	Avg/G
Armstrong, Donta	2	12	234	19.5	2	62	117.0
McGhee, Barnard	2	10	171	17.1	1	63	85.5
Boyd, Qua	2	14	154	11.0	0	34	77.0
Davis, Corey	2	5	51	10.2	1	13	25.5
Lee, Rashaad	2	11	31	2.8	0	9	15.5
Malcom, Broc	2	2	20	10.0	0	14	10.0
Rogers, Tyler	2	3	13	4.3	0	6	6.5
Patterson, Christian	2	1	11	11.0	0	11	5.5
Fletcher, Tra	2	2	10	5.0	0	14	5.0
Hill, Deyon	1	1	10	10.0	0	10	10.0
McNealey, Dominique	2	2	5	2.5	0	7	2.5
TOTAL	2	63	710	11.3	4	63	355.0
Opponents	2	41	385	9.4	4	57	192.5

SCORING	TD	FG	Kick	Rush	Rcv	DXP	Pass	Saf	Pts
Douglas, Colin	0	4-4	9-11	0	0	0	0	0	21
Armstrong, Donta	3	0	0	0	0	0	0	0	18
Lee, Rashaad	2	0	0	0	0	0	0	0	12
Thomas, Lakenderic	2	0	0	0	0	0	0	0	12
McGhee, Barnard	1	0	0	0	0	0	0	0	6
Davis, Corey	1	0	0	0	0	0	0	0	6
Satterwhite, Harry	1	0	0	0	0	0	0	0	6
Myers, Robert	1	0	0	0	0	0	0	0	6
TOTAL	11	4-4	9-11	0	0	0	0	0	87
Opponents	8	0-0	8	0	0	0	0	0	56

PUNT RET.	No.	Yds	Avg	TD	Long
Armstrong, Donta	5	82	16.4	1	57
Davis, Corey	1	3	3.0	0	3
TOTAL	6	85	14.2	1	57
Opponents	4	59	14.8	0	24

KICK RET.	No.	Yds	Avg	TD	Long
McGhee, Barnard	3	67	22.3	0	26
McNealey, Dominique	2	45	22.5	0	24
Malcom, Broc	2	43	21.5	0	25
Myers, Robert	1	15	15.0	0	15
TOTAL	8	170	21.3	0	26
Opponents	15	362	24.1	1	93

INTERCEPTIONS	No.	Yds	Avg	TD	Long
Hibbler, Ken	1	--	--	--	--
Madison, Tevin	1	--	--	--	--
Total	2	--	--	--	--
Opponents	2	--	--	--	--

FUMBLE RET.	No.	Yds	Avg	TD	Long
Madison, Tevin	1	--	--	--	--
Jones, Jordan	1	--	--	--	--
Bennett, Jordan	1	--	--	--	--
Total	4	--	--	--	--
Opponents	4	--	--	--	--

TOTAL OFFENSE	GP	Rush	Pass	Total	Avg/G
Satterwhite, Harry	2	10	647	657	329.5
Lee, Rashaad	2	136	0	136	68.0
Rogers, Tyler	2	70	0	70	35.0
Thomas, Lakenderic	2	68	0	68	34.0
Armstrong, Donta	2	5	63	68	34.0
Myers, Robert	2	5	0	5	2.5
McNealey, Dominique	2	2	0	2	1.0
TEAM	1	-3	0	-3	-3.0
Total	2	293	710	1003	501.5
Opponents	2	238	385	623	311.5

WEST ALABAMA STATISTICS

2017 SCHEDULE

Date	Opponent	Location	Time/Result	Record
08.31	at Lenoir-Rhyne	Hickory, N.C.	W, 46-7	1-0, 0-0
09.07	at Samford	Birmingham, Ala.	L, 41-49	1-1, 0-0
09.16	Mississippi College*	Livingston, Ala.	6:00 pm	
09.23	at North Alabama*	Florence, Ala.	6:00 pm	
09.30	Shorter*	Livingston, Ala.	6:00 pm	
10.07	at Delta State*	Cleveland, Miss.	6:00 pm	
10.14	West Georgia*	Livingston, Ala.	4:00 pm	
10.21	at Florida Tech*	Melbourne, Fla.	1:00 pm	
10.28	West Florida*	Livingston, Ala.	4:00 pm	
11.04	at Valdosta State*	Valdosta, Ga.	2:00 pm	
11.11	North Greenville	Livingston, Ala.	2:00 pm	

* Gulf South Conference Games

ALL PURPOSE	GP	Rush	Rcv	PR	KR	IR	Total	Avg/G
Armstrong, Donta	2	5	234	82	0	0	321	160.5
McGhee, Barnard	2	0	171	0	67	0	238	119.0
Lee, Rashaad	2	136	31	0	0	0	167	83.5
Boyd, Qua	2	0	154	0	0	0	154	77.0
Rogers, Tyler	2	70	13	0	0	0	83	41.5
Thomas, Lakendric	2	68	0	0	0	0	68	34.0
Malcom, Broc	2	0	20	0	43	0	63	31.5
Davis, Corey	2	0	51	3	0	0	54	27.0
McNealey, Dominique	2	2	5	0	45	0	52	26.0
Hill, Deyon	1	0	10	0	0	0	10	10.0
Myers, Robert	2	5	0	0	15	0	20	10.0
Patterson, Christian	2	0	11	0	0	0	11	5.5
Fletcher, Tra	2	0	10	0	0	0	10	5.0
Satterwhite, Harry	2	10	0	0	0	0	10	5.0
Total	2	293	710	85	170	0	1258	629.0
Opponents	2	238	385	59	362	86	1130	565.0

FIELD GOALS	Made-Att	Pct	0-29	30-39	40+	Long	Blkd
Douglas, Colin	4-4	100.0	1-1	3-3	0-0	33	0

PUNTING	No.	Yards	Avg	Long	TB	FC	I20	50+	Blkd
Gaines, Zach	9	375	41.7	57	1	0	1	2	1
James, Reed	2	86	43.0	53	0	0	1	1	0
Total	12	461	38.4	57	1	0	2	3	1
Opponents	13	481	37.0	52	0	4	2	2	0

KICKOFFS	No.	Yards	Avg	TB	OB	Retn	Net	YdLn
Bennett, Jordan	16	940	58.8	1	0			
Total	16	940	58.8	1	0			
Opponents	10	619	61.9	2	0			

TACKLES	GP	Solo	Ast	Total	Avg/G
Samuel, Terry	2	7	7	14	7.0
Myhand, Taderion	2	10	1	11	5.5
Feagan, Kejuan	2	6	5	11	5.5
Hibbler, Ken	2	9	0	9	4.5
Madison, Tevin	2	5	3	8	4.0
Ellis, Darius	2	5	3	8	4.0
Hackett, Khalia	2	4	3	7	3.5
Hutchinson, Tavarius	2	4	3	7	3.5
Derico, Ashton	2	3	4	7	3.5
Williams, Camarcus	2	5	1	6	3.0
Total	2	85	48	133	66.5
Opponents	2	101	50	151	75.5

FOR LOSS	GP	TFL	Yds	Sacks	Yds
Ellis, Darius	2	4.0	12	1.0	4
Samuel, Terry	2	2.5	4	--	--
Madison, Tevin	2	2.0	11	--	--
Lester, Desmond	1	1.0	6	--	--
Ufomadu, Ezekiel	2	1.0	4	1.0	4
Myhand, Taderion	2	1.0	1	--	--
Williams, Camarcus	2	1.0	1	--	--
Total	2	14.0	43	2.0	8
Opponents	2	12.0	56	5.0	35

PASS DEFENSE	GP	INT	YDS	BU	PD
Madison, Tevin	2	1	--	3	4
Hibbler, Ken	2	1	--	1	2
Myhand, Taderion	2	--	--	2	2
Feagan, Kejuan	2	--	--	2	2
Blackwell, Jamal	2	--	--	2	2
Totals	2	2	--	13	15
Opponents	2	2	--	11	13

MISCELLANEOUS	GP	FR	YDS	FF	BLK
Madison, Tevin	2	1	--	1	--
Jones, Jordan	2	1	--	0	--
Bennett, Jordan	2	1	--	0	--
Ufomadu, Ezekiel	2	--	--	1	--
Peterson, Nicarius	2	--	--	1	--
Totals	2	4	--	4	0
Opponents	2	1	--	1	1



ROBINSON-HALE STADIUM

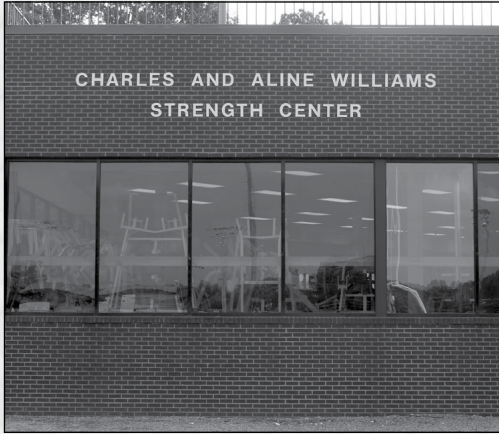
The Choctaws play their home football games in the friendly confines of Robinson-Hale Stadium located in Clinton, MS. The facility boasts one of the largest seating capacities in all of Division II holding 8,500 people. Mississippi College is routinely ranked among the top ten teams in the country in average attendance each season. The Choctaws ranked as high as 8th in the nation in average attendance in Division III and averaged nearly 5,000 fans per game in the 2015 season.

The synthetic surface was installed by Sprinturf, the same company who used by the Philadelphia Eagles and Tennessee Titans of the National Football League. Robinson-Hale Stadium was opened during the 1985 season. The first game ever in the facility found the Choctaws blasting Jacksonville State 50-3. In the Dedication Game two weeks later, the Choctaws edged past Livingston University 14-7.

The stadium honors two men who helped establish Mississippi College football tradition. Stanley L. Robinson gave 36 years of service to the College as head coach and athletic director. Edwin (Goat) Hale, a football legend, was an outstanding offensive back and was the first back in Mississippi history to be named to the National Football Foundation Hall of Fame.

The track was added in 2006 giving MC one of the nicest facilities in the country. The total renovation project totaled more than one million dollars and was named after Dr. James E. Parkman who provided the lead gift for the project. The track complex features an eight-lane track, four long jump and triple jump areas, crushed stone shot put sector, steeple chase, large high jump area, dual reception pole vault and a separate discus, hammer and javelin area.





WILLIAMS STRENGTH CENTER

Mississippi College boasts one of the premier strength facilities in the country among Division II universities. The Charles and Aline Williams Strength Center has more than 5,000 square feet of working area and provides Choctaw athletes with top of the line equipment necessary to the success of an athletics program.

The facility was originally furnished with state of the art strength equipment made possible by the donation of Mrs. Aline Williams in memory of her husband Charles H. Williams.

The strength center contains the latest and best equipment such as Hammer strength equipment, three power clean platforms, rubberized dumbbells for Olympic lifts, three squat racks, cardiovascular equipment, and numerous other machines for use by all Mississippi college student athletes.

The strength center is located adjacent to Robinson- Hale stadium and provides a deck overlooking the football field for recruiting visits. The field can also be seen from inside the weight room with wall to wall windows on three sides of the facility.

