

MISSISSIPPI COLLEGE

2017 FOOTBALL GAME NOTES



GAME 7 | OCT. 14, 2017 | 6:00 PM (CT) | VALDOSTA, GA. | BAZEMORE-HYDER STADIUM

THE MATCHUP



MISSISSIPPI COLLEGE

VALDOSTA STATE

THE BASICS

Head Coach John Bland
(Arkansas, 1989)
Career Record 81-56 (13th Yr)
MC Record 6-30 (4th Yr)

Head Coach Kerwin Bell
(Florida, 1987)
Career Record 75-41 (11th Yr)
VSU Record 9-6 (2nd Yr)

Record 0-6, 0-4 GSC
AFCA Rank N/A
Points/Gm 13.7
Points All./Gm 33.2
Rush Yds/Gm 135.7
Rush TD's 5
Rush Yds All./Gm 166.2
Pass Yds/Gm 145.2
Pass TD's 4
Pass Yds All./Gm 210.2
Total Off./Gm 280.8
Total Def./Gm 376.3

Record 1-3, 1-2 GSC
AFCA Rank N/A
Points/Gm 19.8
Points All./Gm 30.0
Rush Yds/Gm 158.5
Rush TD's 3
Rush Yds All./Gm 178.3
Pass Yds/Gm 190.8
Pass TD's 4
Pass Yds All./Gm 209.8
Total Off./Gm 349.3
Total Def./Gm 388.0

THE BASICS

RUSHING

#34 Tiberias Lampkin
67-332, 5.0 ypc, 1 TD

PASSING

#1 Ty Jobe
57-112, 626 yds, 51%
2 TD, 3 INT, 104.3 ypg

RECEIVING

#2 Nathan Faciane
23-334, 14.5 ypc, 2 TD

DEFENSE

#21 Colton Magee
30 tkls, 3.5 TFL, 1 INT, 1 TD

RUSHING

#3 Rogan Wells
44-217, 4.9 ypc, 1 TD

PASSING

#3 Rogan Wells
40-79, 386 yds, 51%
2 TD, 2 INT, 96.5 ypg

RECEIVING

#1 Dallas Baldner
18-151, 8.4 ypc, 1 TD

DEFENSE

#6 Malik Slater
38 tkls, 1.0 TFL, 1.0 Sack

INSIDE THE SERIES

Overall Tied, 8-8-1
In Clinton MC, 4-3-1
In Valdosta VSU, 5-4
Current Streak VSU W7

Last Meeting
VSU def. MC, 42-41 (10.15.16)

Last Meeting in Valdosta
VSU def. MC, 34-7 (10.17.15)

Last MC Win in Series
MC def. VSU, 17-10 (10.27.90)

MC All-Time Record
483-444-36

2017 SCHEDULE & RESULTS

OVERALL RECORD: 0-6

GSC: 0-4 Non-Conference: 0-2
Home: 0-2 Away 0-4

Date	Opponent	Location	Time/Result
Aug. 31	at Clark Atlanta	Atlanta, GA	L, 29-32 (OT)
Sep. 9	at Southwest Baptist	Bolivar, MO	L, 9-32
Sep. 16	at West Alabama*	Livingston, AL	L, 13-42
Sep. 23	Florida Tech*	Clinton, MS	L, 0-35
Sep. 30	Delta State**^	Clinton, MS	L, 17-30
Oct. 6	at West Florida*	Pensacola, FL	L, 14-28
Oct. 14	at Valdosta State**^	Valdosta, GA	6:00 pm
Oct. 21	West Georgia* (HC)	Clinton, MS	3:00 pm
Nov. 4	Shorter*	Clinton, MS	2:00 pm
Nov. 11	at North Alabama*	Florence, AL	1:30 pm

* Gulf South Conference Game (HC) Homecoming
^ ESPN3/GSC-TV Game of the Week All Times are Central

GAME PREVIEW

The Mississippi College football team will make their longest road trip of the season as they head to face Valdosta State University on Saturday night. Kick-off at Bazemore-Hyder Stadium is scheduled for 6:00 p.m. Central Time.

This will be the 18th all-time meeting between the two schools with the series being tied at 8-8-1. It has featured a streaky theme with the Choctaws winning 8-of-9 to start things off, while the Blazers currently have won seven straight. Last year, the game came down to the final seconds with VSU winning in Clinton, 42-41.

Head coach John Bland leads the Choctaws in his fourth season at the helm, while Kerwin Bell is in his second season as the head coach for Valdosta State. MC is coming off a 28-14 loss at West Florida with the Blazers falling to West Georgia 42-13 last Saturday.

The Choctaws had their biggest rushing day of the season against UWF, racking up 205 rushing yards on 49 carries, led by Tiberias Lampkin with 60 yards and his first touchdown of the season. The Blazers are giving up 388 yards per game this season with West Georgia compiling 550 yards. On the year, VSU ranks 8th in the GSC in rushing defense (178.3 ypg).

Defensively, MC had their stingiest night of the year against UWF, giving up just 244 yards and only 106 passing yards in the tight loss. Junior Marc Toussaint led the Choctaws with seven tackles and a sack in his first career start. Offensively, the Blazers have utilized a two-quarterback system with Rogan Wells and Adam Robles attempting over 70 passes apiece. Wells is also the team's leading rusher (54.3 ypg).

On special teams, the Choctaws ranks 3rd in the league in kickoff return average (23.4), while the Blazers are 4th in punt return average (12.3). Both teams are kicking field goals at 50% (MC, 4-8; VSU, 3-6).

FOLLOW US



@CHOCTAWSPORTS

MC QUICK FACTS

School	Mississippi College
Location	Clinton, MS 39058
Founded	1826
Enrollment	5,200
Nickname	Choctaws
School Colors	Navy Blue and Old Gold
Stadium	Robinson-Hale Stadium
Capacity	8,500
Surface	EnviroMax by EnviroTurf
Affiliation	NCAA Division II
Conference	Gulf South Conference
President	Dr. Lee G. Royce
Athletic Director	Mike Jones
Senior Woman's Admin.	Susan Musselwhite
Faculty Athletic Rep.	Dr. Steve Price
School Website	www.mc.edu
Athletics Website	www.gochoctaws.com
Athletics Dept. Phone	601-925-3341

ATHLETIC COMMUNICATIONS

Asst. AD for Athletic Comm.	David Nichols
E-Mail	nichols@mc.edu
Office Phone	601-925-3234
Cell Phone	769-798-7143
SID Fax	601-925-3344
Asst. Sports Info. Director	Kyle Lewis
Asst. E-Mail	kewis1@mc.edu
Graduate Assistant	Jacob Horton
GA E-Mail	jwhorton@mc.edu
SID Mailing Address	200 S. Capitol St. Clinton, MS 39056
Twitter	@ChoctawSports
Football Twitter	@GoChoctawsFB
Instagram	@GoChoctawSports
Facebook	ChoctawSports
YouTube	youtube.com/gochoctaws

MEDIA INFORMATION

INTERVIEW REQUESTS

To request an interview with Coach Bland or any assistant coaches, do so by contacting the SID via email (nichols@mc.edu) or phone (601-925-3234). Coaches are available to the media but not during practice. Once practice is completed, all requests can be filled.

On Choctaw game days, coaches and players are available following a 10-minute cooling-off period. No interviews can be conducted on game days prior to the game.

Phone interviews with players and coaches are also possible by contacting the SID. The best time to request a player or coach for a phone interview is in the morning.

OFFICE OF ATHLETIC COMMUNICATIONS

The Office of Athletic Communications and Sports Information is located in the Moody Adams Field House, adjacent to Robinson-Hale Stadium.

CREDENTIAL REQUESTS

To request a credential or interview, do so by contacting the SID via e-mail (nichols@mc.edu) or by phone at 601-925-3234. Credentials must be requested 24 hours in advance.

2017 SCHEDULE

08.31		CLARK ATLANTA Panthers	Atlanta, GA CAU Panther Stadium	6:00 pm
09.09		SOUTHWEST BAPTIST Bearcats	Bolivar, MO Plaster Stadium	6:00 pm
09.16		WEST ALABAMA Tigers	Livingston, AL Tiger Stadium	6:00 pm
09.23		FLORIDA TECH Panthers	Clinton, MS Robinson-Hale Stadium	7:00 pm
09.30		DELTA STATE Statesmen	Clinton, MS Robinson-Hale Stadium	7:00 pm
10.06		WEST FLORIDA Argonauts	Pensacola, FL Blue Wahoos Stadium	6:00 pm
10.14		VALDOSTA STATE Blazers	Valdosta, GA Bazemore-Hyder Stadium	6:00 pm
10.21		WEST GEORGIA Wolves	Clinton, MS Robinson-Hale Stadium	3:00 pm
11.04		SHORTER Hawks	Clinton, MS Robinson-Hale Stadium	2:00 pm
11.11		NORTH ALABAMA Lions	Florence, AL Braly Stadium	1:30 pm

ON THIS DATE

The Choctaws are 7-5 all-time in games played on October 14th, including winning their last game on the date over LaGrange (33-0). MC's first game on October 14th saw them fall to the University of Alabama 13-7 in Tuscaloosa.

1916	at Alabama	L, 7-13
1922	vs. Henderson State	W, 3-0
1933	vs. Spring Hill	W, 14-8
1939	vs. Loyola (LA)	L, 0-32
1950	vs. SW of Memphis	W, 33-0
1961	SW of Memphis	W, 22-6
1972	at Nicholls State	W, 42-13
1978	Ouachita Baptist	L, 6-15
1989	Livingston	W, 23-10
1995	at West Georgia	L, 15-30
2000	Mary Hardin-Baylor	L, 6-24
2006	LaGrange	W, 33-0

FROM THIS STATE

The Choctaws are 28-20-2 all-time against teams from the State of Georgia. The 2017 campaign sees them face four teams from the Peach State in Clark Atlanta, Valdosta State, West Georgia and Shorter.

Clark Atlanta	0-1	.000
Georgia Southern	0-1	.000
LaGrange	2-0	1.000
Mercer	5-0-1	.917
Oglethorpe	3-1	.750
Point	1-0	1.000
Shorter	1-2	.333
Valdosta State	8-8-1	.500
West Georgia	8-7	.571
TOTALS (50 Games)	28-20-2	.580



The MC defense allowed just 244 total yards in a 28-14 loss to West Florida last Friday in Pensacola.

THE SERIES

This will be the 18th all-time meeting between Mississippi College and Valdosta State with the series tied at 8-8-1. The series has featured a couple of streaks as MC won eight of the first nine meetings, while the Blazers have won seven straight coming into Saturday's game. Last season, VSU squeaked out a 42-41 win over the Choctaws that saw MC with the ball in the final minute coming up just short of field goal range.

LAST 20 GAMES

DATE	LOCATION	SCORE
09.11.82	Clinton, Miss.	W, 28-13
09.10.83	Valdosta, Ga.	W, 26-3
11.03.84	Valdosta, Ga.	W, 10-3
11.09.85	Clinton, Miss.	W, 28-7
11.08.86	Valdosta, Ga.	L, 10-21
11.07.87	Clinton, Miss.	W, 20-12
10.29.88	Valdosta, Ga.	W, 31-21
10.28.89	Clinton, Miss.	W, 32-3
10.27.90	Valdosta, Ga.	W, 17-10
11.02.91	Clinton, Miss.	T, 10-10
10.31.92	Valdosta, Ga.	L, 14-28
10.23.93	Valdosta, Ga.	L, 21-42
10.22.94	Clinton, Miss.	L, 7-24
11.04.95	Valdosta, Ga.	L, 16-42
10.18.14	Clinton, Miss.	L, 0-62
10.17.15	Valdosta, Ga.	L, 7-34
10.15.16	Clinton, Miss.	L, 41-42

LONGEST WINNING STREAK:

MC	4, 2x (Last, 1987-90)
VSU	7 (1992-Current)

MOST POINT SCORED:

MC	L, 41-42 (10.15.16)
VSU	W, 62-0 (10.18.14)

RECORD AT MC: MC Leads, 4-3-1

RECORD AT VSU: VSU Leads, 5-4

D-1 EXPERIENCE

While the Choctaws only return four starters on the offensive side of the ball, they will rely heavily on transfers with Division I experience. Quarterback Ty Jobe (Tennessee Tech), offensive lineman (Kennesaw State) and running back Tiberias Lampkin (Mississippi State) all look to figure heavily in the production on the offensive side of the ball.

On defense, MC brings back eight starters from 2016, but they also welcome several Division I transfers that are expected to contribute immediately. Rudie Frye (Southeast Missouri State), Preston Reed (Tennessee Tech), Isiah Anderson (Alcorn State) and Trey Thompson (Tennessee Tech) will all see time for the Choctaws.

IN THE RANKINGS

The Choctaws rank in the top 30 in the nation in a couple statistical categories, sitting fifth in the nation in time of possession (34:28) and 30th in kickoff return average (23.4).

In 2017, MC has had the time possession edge in all six games and lead the Gulf South Conference by more than two minutes in the category.

The Choctaws sit third in the GSC in kickoff return average, just 0.3 yards behind league-leader West Florida.

GEORGIA NATIVES

The Choctaws have five players from the State of Georgia that will be having a "homecoming" of sorts heading to Valdosta State this weekend. Alizee Chubbs (Atlanta), Keith Harison (Dallas), EJ Hurley (Tyrone) and Jamarcus Morrisette (Douglasville) are all from the Peach State. This is the second time MC will make a trip to Georgia after opening the season against Clark Atlanta.

HE'S THE MANNING

Senior defensive back Chris Manning will open his final campaign on the field this season, but he has been recognized for excellence on and off the field in the preseason. Chris is the lone Gulf South Conference nominee for the Allstate AFCA Good Works Team, recognizing those football student-athletes who contribute to their community while impacting their team. He has also been nominated for the William V. Campbell Trophy, which is a post-graduate scholarship granted to 18 different student-athletes across the country. Manning serves on the Student-Athlete Advisory Committee and was vital in the efforts to grant a wish for Make-A-Wish.

TOUGH SCHEDULE

The Choctaws will play 10 games in 2017, six of which come against opponents that received votes in the AFCA Top 25 Preseason Poll. North Alabama (6), Valdosta State (11) and Southwest Baptist (18) were all in the Top 25, while West Georgia, Florida Tech and Delta State all picked up recognition.

WHAT'S NEXT

The Choctaws will come back to Clinton for "Homecoming" on October 21st against West Georgia. The Wolves are currently 5-1, 2-1 GSC and ranked in both polls (AFCA, D2Football.com). For more information on how to get involved in the "Homecoming" festivities on campus, head to mc.edu/homecoming.

AFCA TOP 25

WEEK SIX POLL (OCT. 9)

School (1st votes)	Rec.	Pts.	Prev.
1. Northwest Missouri St. (34)	6-0	850	1
2. Shepherd (W.Va.)	5-0	797	3
3. Indiana (Pa.)	6-0	780	4
4. Minnesota St.	6-0	750	5
5. Indianapolis (Ind.)	6-0	688	7
6. Midwestern St. (Texas)	4-0	682	10
7. Grand Valley St. (Mich.)	5-1	615	8
8. Fort Hays St. (Kan.)	6-0	600	11
9. Slippery Rock (Pa.)	6-0	516	12
10. Central Washington	6-0	507	13
11. Texas A&M-Commerce	4-1	483	2
12. Colorado St.-Pueblo	5-1	417	14
13. Winona St. (Minn.)	6-0	367	22
14. Bowie St. (Md.)	6-0	358	19
15. Ferris St. (Mich.)	4-1	356	15
16. Ashland (Ohio)	5-1	319	18
17. Assumption (Mass.)	5-0	306	20
18. Sioux Falls (S.D.)	5-1	287	6
19. Southeastern Oklahoma St.	6-0	223	23
20. Colorado Mesa	5-1	216	21
21. Delta St. (Miss.)	5-1	206	9
22. West Georgia	5-1	175	25
23. West Alabama	5-1	172	NR
24. Wingate (N.C.)	5-0	88	NR
25. Humboldt St. (Calif.)	4-1	82	17

Others Receiving Votes: No other GSC schools

D2FOOTBALL.COM TOP 25

WEEK SIX POLL (OCT. 10)

School	Record	Prev.
1. Northwest Missouri	6-0	1
2. IUP	6-0	3
3. Minnesota State	6-0	5
4. Grand Valley	5-1	7
5. Ashland	5-1	8
6. Shepherd	5-0	6
7. CSU-Pueblo	5-1	9
8. Midwestern State	4-0	11
9. Ferris State	4-1	10
10. Fort Hays	6-0	12
11. Texas A&M-Commerce	4-1	2
12. Indianapolis	6-0	13
13. Slippery Rock	6-0	15
14. Winona State	6-0	17
15. West Alabama	5-1	21
16. Central Washington	6-0	18
17. West Georgia	5-1	23
18. Sioux Falls	5-1	4
19. Bowie State	6-0	19
20. Delta State	5-1	14
21. Assumption	5-0	22
22. Washburn	5-1	25
23. Southeastern Oklahoma	6-0	NR
24. Central Missouri	4-2	NR
25. Wingate	5-0	NR

STARTERS

QUARTERBACK

Ty Jobe (6)

RUNNING BACK

Will Jennings (1), Tiberias Lampkin (6)

Arik Washington (5)

WIDE RECEIVER

Nathan Faciane (6), Chakel Gates (6)

Christian Keene (4), Moregan Sharp (2)

OFFENSIVE LINE

Jeremiah Campbell (6)

Lawrence Guyot (6), EJ Hurley (5)

Randan Knight (6), Ronny Smith (6)

Tahara Thornton (1)

DEFENSIVE LINE

Jordan Barrett (3), Chris Humphries (2)

Carl Rainey Jr. (6), Kris Reliford (6)

D.J. Smith (1)

LINEBACKER

Kaleb Coleman (4), Jahmaad Harrell (4)

Alex Johnson (2), Colton Magee (6)

Justin Stewart (2)

CORNERBACK

Keith Harison (6), Blake Miller (1)

Branden Pete (5)

SAFETY

Reggie Bennett (1), Steven Bradley (5)

Julian Charles (4), Trey Harris (1)

Chris Manning (6), Marc Toussaint (1)

DEFENSE

The Choctaws went 3-0 in 2016 when holding opponents to fewer than 30 points in a game. Over Coach Bland's first 3+ seasons, MC is 6-4 in games when opponents score 29 or fewer and 0-26 when the opponents get 30 or more. Against West Florida, the Choctaws held West Florida to 28 points, the lowest output for an opponent this season.

PLAYING AHEAD

The Choctaws were good front-runners last season, going 3-0 when they scored first and held a halftime lead. Over his first 3+ seasons, Coach Bland has led MC to a 5-6 mark when scoring first. The Choctaws held a 14-7 lead over West Florida on Saturday, but the Argonauts scored 21 unanswered points in the second half to come back and win.

MILESTONE TRACKER

As the season progresses, several Choctaws are creeping up the lists in the MC Football record books.

SENIOR P MATTHEW TURCOTTE began his career with a bang, setting the single-season school record with 43.47 yards per punt in his freshman season (2014). He currently ranks 4th in school history in average yards per punt (41.7). He also ranks 5th in school history in punt yards (5466) and 6th in punts (131).

SENIOR DB REGGIE BENNETT started 29 of 30 games over his first three seasons with the Choctaws but missed the 2016 campaign and will come back in 2017 due to a red-shirt. Bennett currently ranks 7th in school history in unassisted tackles (156). He tallied 49 tackles with a team-high 34 solo stops in 2015.

GSC-TV / ESPN 3

The Gulf South Conference Game of the Week returns for its 13th season with a 10-game slate featured exclusively on ESPN3 and the ESPN app. Florida's Space Coast Office of Tourism will serve as the title sponsor of the package, which will include in-game features and online promotional contests throughout the season.

ESPN3 will serve as the exclusive carrier of the league's package for the fourth straight season. This year's slate will feature nine Saturday games and one Thursday night contest.

"The Gulf South Conference's Game of the Week package has been a leader in Division II since its inception. Continuing our relationship with ESPN provides unparalleled exposure and distribution for the GSC," said GSC Commissioner Matt Wilson. "We believe that the ESPN digital platforms are ideal for our fans, student-athletes, and future recruits."

The schedule for 2017 can be found below. All nine conference squads are featured at least twice in the package.

SCHEDULE

09.16	North Alabama at Valdosta State
09.23	Delta State at Shorter
09.30	Delta State at Mississippi College
10.07	Valdosta State at West Georgia
10.14	Mississippi College at Valdosta State
10.21	West Alabama at Florida Tech
10.26	Shorter at West Georgia
10.28	West Florida at West Alabama
11.04	North Alabama at West Florida
11.11	Florida Tech at Delta State

GSC PRESEASON

The head football coaches of the Gulf South Conference have selected North Alabama as the pre-season conference favorite. The Lions received seven first place votes and will be vying for their fifth straight GSC Championship.

Last year's national runner-up will have a lot of new faces on the field and will be missing a familiar face on the sideline. Among the departures for UNA is quarterback Jacob Tucker. Tucker was the 2016 GSC Offensive Player of the Year and finished third in Harlon Hill Trophy voting. The Lions also lose GSC Hall of Famer, and the winningest coach in league history, Bobby Wallace, who retired after last season. Chris Willis, who served as defensive coordinator at UNA last season, will take over for the four-time defending league champions.

Mississippi College is picked to finish eighth and will have to deal with the loss of Marcel Newson, a First Team All-GSC selection as both a wide receiver and return specialist in 2016. Arik Washington (TE), Chris Manning (DB), and Matthew Turcotte (P) were all preseason all-conference selections for the Choctaws.

2017 FOOTBALL PRESEASON POLL

School	Total Points	2016 Record
1. North Alabama (7)	62	11-2, 7-0 GSC
2. Valdosta State (1)	54	8-3, 6-2 GSC
3. West Georgia (1)	49	7-4, 4-4 GSC
4. Florida Tech	47	8-3, 5-2 GSC
5. West Alabama	32	7-4, 6-2 GSC
6. Delta State	31	2-8, 1-7 GSC
7. West Florida	25	5-6, 3-5 GSC
8. Mississippi College	16	3-7, 1-7 GSC
9. Shorter	8	0-11, 0-8 GSC

NOTES: The head coaches voted in this poll. Teams received 8 points for a first place vote, 7 for a second place vote, etc. The head coaches were not allowed to vote for their own teams. Number of first place votes in parenthesis.

2017 FOOTBALL PRESEASON ALL-GSC

Chris Manning, DB, Mississippi College

- Manning was MC's top tackler a season ago, posting 70 stops, 24 more more than any other Choctaw on the year. The three-year starter also led the way with three interceptions, including returning one for a touchdown against West Florida. Manning is the GSC's lone nominee for the AFCA Good Works Team.

Matthew Turcotte, P, Mississippi College

- Turcotte comes back after a Second Team All-GSC selection in 2016 and leading the league in punting average (42.59). He currently has the second-best career punting average in school history after sending 32 kicks for 1,363 yards and a long of 69 last season. He had seven punts go over 50 yards, while eight landed inside the 20-yard line.

Arik Washington, TE, Mississippi College

- Washington started all 10 games for the Choctaws in 2016, catching 11 passes for 195 yards and a long of 64 yards in the season-opening win over Point University. His 17.73 yards per reception was the tops on the team, while he had a season-high four catches for 62 yards against rival Delta State.

STATISTICS COMPARISON

MC	OPPONENT	CATEGORY	VSU	OPPONENT
13.7	33.2	Scoring	19.8	30.0
18.3	21.0	First Downs/Gm	21.0	20.5
135.7	166.2	Rushing Yards/Gm	158.5	178.3
5	13	Rushing TD's	3	7
145.2	210.2	Passing Yards/Gm	190.8	209.8
4	8	Passing TD's	4	5
280.8	376.3	Total Offense/Gm	349.3	388.0
23.4	23.4	Kick Return Avg.	19.6	22.9
6.4	6.7	Punt Return Avg.	12.3	12.7
10-6	8-4	Fumbles-Lost	3-2	7-5
40-50.3	46-74.0	Penalties-Yards/Gm	42-132.0	31-80.0
28-31.6	25-38.5	Net Punt Avg.	19-34.4	18-25.8
34:28	25:32	Time of Possession	28:32	31:28
34-91 (37%)	34-78 (44%)	3rd Down Pct.	30-65 (46%)	32-66 (49%)
5-16 (31%)	5-7 (71%)	4th Down Pct.	3-9 (33%)	1-2 (50%)
5-19	12-108	Sacks-Yards	9-54	4-21
10	25	Touchdowns Scored	10	14
4-8	7-12	Field Goals-Attempts	3-6	8-9
10-16 (63%)	21-22 (96%)	Red Zone Scores	10-14 (71%)	16-20 (80%)
6-16 (38%)	15-22 (68%)	Red Zone Touchdowns	7-14 (50%)	10-20 (50%)

INDIVIDUAL STATISTICS

MISSISSIPPI COLLEGE

Rushing	Att-Yds	Avg	TD	Lg	Y/Gm
T. Lampkin	67-332	5.0	1	28	55.3
A. Chubbs	48-174	3.6	0	13	34.8
T. Jobe	61-83	1.4	3	18	13.8

Passing	C-Att	Pct.	Yds	Lg	TD/INT
T. Jobe	57-112	50.9	626	87	2/3
A. Feazelle	15-34	44.1	165	65	1/3

Receiving	Rec-Yds	Avg	TD	Lg	Y/Gm
N. Faciane	23-334	14.5	2	87	55.7
C. Keene	12-128	10.7	1	24	21.3
C. Gates	15-123	8.2	0	33	20.5

Field Goals	Made-Att	Pct.	Long	Bkld
G. Nickles	4-8	50.0	33	1

Punting	No.-Yds	Avg	Lg	I20	50+
M. Turcotte	21-808	38.5	50	5	1

Punt Returns	No.-Yds	Avg	TD	Lg
N. Faciane	5-36	7.2	0	16

Kick Returns	No.-Yds	Avg	TD	Lg
D. Young	16-470	29.4	0	67
C. Gates	4-106	26.5	0	37

Scoring	TD	FG	PAT	Saf	Pts
T. Jobe	3	0-0	1-1	0	20
G. Nickles	0	4-8	8-9	0	20
N. Faciane	2	0-0	0-0	0	12
C. Magee	1	0-0	0-0	0	6

Defense	UT-AT	TT	TFL	Other
C. Magee	20-10	30	3.5	1 INT, 1 TD
C. Manning	16-14	30	--	1INT, 1 PBU
K. Coleman	16-14	30	0.5	1 FF
S. Bradley	19-9	28	1.0	3 PBU

VALDOSTA STATE

Rushing	Att-Yds	Avg	TD	Lg	Y/Gm
R. Wells	44-217	4.9	1	17	54.3
R. Johnson	31-135	4.4	1	18	33.8
J. Germany	24-121	5.0	0	28	30.3

Passing	C-Att	Pct.	Yds	Lg	TD/INT
R. Wells	40-79	50.6	386	31	2/2
A. Robles	37-77	48.1	377	37	2/4

Receiving	Rec-Yds	Avg	TD	Lg	Y/Gm
D. Baldner	18-151	8.4	1	20	37.8
T. Roberts	7-129	18.4	0	37	43.0
B. Saunds	9-76	8.4	2	20	19.0

Field Goals	Made-Att	Pct.	Long	Bkld
A. Gray	3-6	50.0	37	0

Punting	No.-Yds	Avg	Lg	I20	50+
G. Wilson	18-722	40.1	54	3	1

Punt Returns	No.-Yds	Avg	TD	Lg
D. Baldner	4-22	5.5	0	17

Kick Returns	No.-Yds	Avg	TD	Lg
K. Benjamin	15-304	20.3	0	47

Scoring	TD	FG	PAT	Saf	Pts
A. Gray	0	3-6	8-8	0	17
B. Saunds	2	0-0	0-0	0	12
D. Baldner	1	0-0	0-0	0	6
R. Johnson	1	0-0	0-0	0	6
D. Blair	1	0-0	0-0	0	6

Defense	UT-AT	TT	TFL	Other
M. Slater	16-22	38	1.0	1.0 Sack, 1 FF
S. Washington	14-19	33	1.5	1 FR
B. Roe	15-10	25	--	1 INT
R. Palmer	18-4	22	2.0	1 QBH

GSC STATISTICS

SCORING

School	TD	FG	Pts	Avg
West Alabama	34	8	258	43.0
West Georgia	28	6	213	35.5
Delta State	25	8	203	33.8
West Florida	17	8	141	28.2
Florida Tech	22	2	159	26.5
North Alabama	13	6	107	21.4
Valdosta State	10	3	79	19.8
Mississippi College	10	4	82	13.7
Shorter	9	2	66	11.0

SCORING DEFENSE

School	TD	FG	Pts	Avg
West Georgia	9	7	85	14.2
Florida Tech	13	4	101	16.8
Delta State	13	5	102	17.0
West Alabama	13	6	112	18.7
West Florida	13	4	104	20.8
North Alabama	13	7	114	22.8
Valdosta State	14	8	120	30.0
Mississippi College	25	7	199	33.2
Shorter	35	8	268	44.7

TOTAL OFFENSE YARDS

School	Rush	Pass	Total	Avg
West Georgia	1268	1529	2797	466.2
West Alabama	1035	1666	2701	450.2
Delta State	1399	1162	2561	426.8
Florida Tech	1046	1227	2273	378.8
Valdosta State	634	763	1397	349.3
West Florida	512	994	1506	301.2
Mississippi College	814	871	1685	280.8
North Alabama	587	781	1368	273.6
Shorter	317	1050	1367	277.8

TOTAL DEFENSE YARDS

School	Rush	Pass	Total	Avg
Florida Tech	702	697	1399	233.2
West Georgia	939	833	1772	295.3
West Alabama	594	1266	1860	310.0
Delta State	434	1426	1860	310.0
North Alabama	673	909	1582	316.4
West Florida	705	1043	1748	349.6
Mississippi College	997	1261	2258	376.3
Valdosta State	713	839	1552	388.0
Shorter	1604	1526	3130	521.7

RUSHING YARDS

School	Att	Yds	TD	Avg/G
Delta State	265	1399	15	233.2
West Georgia	263	1268	15	211.3
Florida Tech	211	1046	10	174.3
West Alabama	222	1035	17	172.5
Valdosta State	141	634	3	158.5
Mississippi College	259	814	5	135.7
North Alabama	217	587	6	117.4
West Florida	175	512	7	102.4
Shorter	179	317	4	52.8

PASSING EFFICIENCY

School	Comp%	Yds	TD	EFFIC
West Georgia	66.3	1629	12	155.8
West Alabama	68.6	1666	12	142.2
Florida Tech	60.5	1227	10	134.6
West Florida	52.3	994	7	117.2
Delta State	59.7	1162	9	115.3
Shorter	53.5	1050	4	109.0
North Alabama	48.4	781	4	99.8
Mississippi College	49.1	871	4	94.6
Valdosta State	49.4	763	4	91.2

THIS WEEK IN THE GSC

2017 STANDINGS	GSC				OVERALL						
	Team	W-L	PF	PA	Pct	W-L	PF	PA	Pct	H	A
West Alabama	4-0	171	56	1.000	5-1	258	112	0.833	2-0	3-1	W4
Delta State	3-1	127	73	0.750	5-1	206	99	0.833	3-1	2-0	L1
West Georgia	2-1	86	53	0.667	5-1	213	85	0.833	5-0	0-1	W3
West Florida	2-1	70	65	0.667	4-1	141	104	0.800	2-1	2-0	W2
Florida Tech	2-2	94	59	0.500	3-3	162	101	0.500	2-1	1-2	L2
North Alabama	2-2	100	106	0.500	2-3	107	114	0.400	1-2	1-1	W1
Valdosta State	1-2	67	91	0.333	1-3	79	120	0.250	0-1	1-2	L1
Shorter	0-3	26	147	0.000	0-6	66	268	0.000	0-2	0-4	L6
Miss. College	0-4	44	135	0.000	0-6	82	199	0.000	0-2	0-4	L6

Offensive Player of the Week **Devontae Jackson, RB, West Georgia**

Jackson had a career-high 170 yards on the ground in the UWG win over rival Valdosta State. He also rushed for three touchdowns, which is tied for the most in the conference this year. Jackson is a two-time All-GSC selection, but this is the first time in his career that he has been named GSC Player of the Week.

Defensive Player of the Week **Marvin Conley, DB, West Florida**

Conley finished with eight tackles, a fumble recovery, and a 98-yard interception return for a TD in the win over Mississippi College. His INT return clinched the game for UWF, as MC was driving inside the five-yard line, trailing by seven, with 2:38 to play. It was the longest play in program history and the second longest interception return in Division II this season. This is the second time in his career that Conley has been named GSC Defensive Player of the Week.

Special Teams Player of the Week **Will Evans, LB, North Alabama**

With North Alabama trailing 7-3 with 12:50 left in the third quarter, Evans blocked a Florida Tech punt that UNA returned for a 22-yard touchdown. UNA would never look back, rolling to a 30-7 win. Evans is the second UNA player to be named GSC Freshman of the Week this season (Christon Taylor).

Freshman of the Week **Will Evans, LB, North Alabama**

Same as Special Teams Player of the Week.

LAST WEEK'S RESULTS

OCTOBER 6 (FRIDAY)

*Mississippi College (14) at West Florida (28) **Pensacola, Fla. 6:00 pm**

OCTOBER 7 (SATURDAY)

Shorter (14) at Gardner-Webb (42) **Boiling Springs, N.C. 1:30 pm**

*Valdosta State (13) at West Georgia (42) **Carrollton, Ga. 2:00 pm**

*West Alabama (29) at Delta State (26) **Cleveland, Miss. 6:00 pm**

*Florida Tech (7) at North Alabama (30) **Florence, Ala. 6:00 pm**

THIS WEEK'S GAMES

OCTOBER 14 (SATURDAY)

Florida Tech at North Greenville **Tigerville, S.C. 12:00 pm**

*North Alabama at Shorter **Rome, Ga. 1:00 pm**

*West Georgia at West Alabama **Livingston, Ala. 4:00 pm**

*Delta State at West Florida **Pensacola, Fla. 4:00 pm**

*Mississippi College at Valdosta State **Valdosta, Ga. 6:00 pm**

THIS WEEK'S GAMES

OCTOBER 21 (SATURDAY)

*West Florida at Shorter **Rome, Ga. 1:00 pm**

*West Alabama at Florida Tech **Melbourne, Fla. 2:00 pm**

North Alabama at Central Washington **Ellensburg, Wash. 3:00 pm**

*West Georgia at Mississippi College **Clinton, Miss. 3:00 pm**

*Valdosta State at Delta State **Cleveland, Miss. 7:00 pm**

* Gulf South Conference Games

PLAYERS OF THE WEEK

WEEK ENDING

WEEK ENDING	OFFENSE
09.03	Chris Robinson, RB, Delta State
09.10	Donta Armstrong, WR, West Alabama
09.17	Antwan Haynes, RB, Florida Tech
09.24	Willie Candler, QB, West Georgia
10.01	Harry Satterwhite, QB, West Alabama
10.08	Devontae Jackson, RB, West Georgia
10.15	
10.22	
10.29	
11.05	
11.12	

WEEK ENDING

WEEK ENDING	DEFENSE
09.03	Martes Wheeler, LB, West Florida
09.10	Ovenson Cledanord, LB, Delta State
09.17	Christon Taylor, LB, North Alabama
09.24	Terry Samuel, LB, West Alabama
10.01	Cameron Magee, LB, West Georgia
10.08	Marvin Conley, DB, West Florida
10.15	
10.22	
10.29	
11.05	
11.12	

WEEK ENDING


WEEK ENDING	SPECIAL TEAMS
09.03	Max Erdman, WR, Florida Tech
09.10	J.J. Jones, WR, West Georgia
09.17	Marcus Clayton, DB, West Florida
09.24	Austin Williams, PK, West Florida
10.01	Austin Williams, PK, West Florida
10.08	Will Evans, LB, North Alabama
10.15	
10.22	
10.29	
11.05	
11.12	

WEEK ENDING

WEEK ENDING	FRESHMAN
09.03	Deandre Gardenhire, DE, West Georgia
09.10	Trey Wiggins, PK, West Georgia
09.17	Christon Taylor, LB, North Alabama
09.24	Gary Fletcher, WR, Delta State
10.01	Darius Young, WR, Mississippi College
10.08	Will Evans, LB, North Alabama
10.15	
10.22	
10.29	
11.05	
11.12	




DELTA STATE

OVERALL: 5-1 
GSC: 3-1


DATE	OPPONENT	TIME/RESULT
09.02	Tarleton State	W, 34-16
09.09	Chowan	W, 42-13
09.16	West Georgia*	W, 17-7
09.23	at Shorter*!	W, 54-20
09.30	at Mississippi College*!	W, 30-17
10.07	West Alabama*	L, 26-29
10.14	at West Florida*	4:00 pm
10.21	Valdosta State*	7:00 pm
10.28	at North Alabama*	6:00 pm
11.04	at North Greenville	1:30 pm
11.11	Florida Tech*!	7:00 pm

NORTH ALABAMA

OVERALL: 2-3 
GSC: 2-2


DATE	OPPONENT	TIME/RESULT
08.31	Texas A&M-Commerce	L, 7-8
09.09	BYE WEEK	
09.16	at Valdosta State*!	W, 30-24
09.23	West Alabama*	L, 17-38
09.30	at West Georgia*	L, 23-37
10.07	Florida Tech*	W, 30-7
10.14	at Shorter*	1:00 pm
10.21	at Central Washington	3:00 pm
10.28	Delta State*	6:00 pm
11.04	at West Florida*!	4:00 pm
11.11	Mississippi College*	1:30 pm

WEST ALABAMA

OVERALL: 5-1 
GSC: 4-0


DATE	OPPONENT	TIME/RESULT
08.31	at Lenoir Rhyne	W, 46-7
09.07	at Samford	L, 41-49
09.16	Mississippi College*	W, 42-13
09.23	at North Alabama*	W, 38-17
09.30	Shorter*	W, 62-0
10.07	at Delta State*	W, 29-26
10.14	West Georgia*	4:00 pm
10.21	at Florida Tech*!	2:00 pm
10.28	West Florida*!	4:00 pm
11.04	at Valdosta State*	2:00 pm
11.11	North Greenville	2:00 pm

FLORIDA TECH

OVERALL: 3-3 
GSC: 2-2


DATE	OPPONENT	TIME/RESULT
09.02	Virginia Lynchburg	W, 44-0
09.09	at McNeese State	L, 21-42
09.16	Shorter*	W, 31-6
09.23	at Mississippi College*	W, 35-0
09.30	West Florida*	L, 21-23
10.07	at North Alabama*	L, 7-30
10.14	at North Greenville	2:30 pm
10.21	West Alabama*!	2:00 pm
10.28	at Valdosta State*	7:00 pm
11.04	West Georgia*	1:00 pm
11.11	at Delta State*!	7:00 pm

SHORTER

OVERALL: 0-6 
GSC: 0-3


DATE	OPPONENT	TIME/RESULT
09.02	Mars Hill	L, 14-40
09.09	at Tusculum	L, 12-39
09.16	at Florida Tech*	L, 6-31
09.23	Delta State*!	L, 20-54
09.30	at West Alabama*	L, 0-62
10.07	at Gardner-Webb	L, 14-42
10.14	North Alabama*	1:00 pm
10.21	West Florida*	1:00 pm
10.26	at West Georgia*!	7:00 pm
11.04	at Mississippi College*	2:00 pm
11.11	Valdosta State*	1:30 pm

WEST FLORIDA

OVERALL: 4-1 
GSC: 2-1


DATE	OPPONENT	TIME/RESULT
09.02	at Missouri S&T	W, 20-16
09.09	Midwestern State	CANCELED
09.16	Chowan	W, 51-23
09.23	Valdosta State*	L, 19-30
09.30	at Florida Tech*	W, 23-21
10.06	Mississippi College*	W, 28-14
10.14	Delta State*	4:00 pm
10.21	at Shorter*	1:00 pm
10.28	at West Alabama*!	4:00 pm
11.04	North Alabama*!	4:00 pm
11.11	at West Georgia*	1:00 pm

MISSISSIPPI COLLEGE

OVERALL: 0-6 
GSC: 0-4


DATE	OPPONENT	TIME/RESULT
08.31	at Clark Atlanta	L, 29-32 (OT)
09.09	at Southwest Baptist	L, 9-32
09.16	at West Alabama*	L, 13-42
09.23	Florida Tech*	L, 0-35
09.30	Delta State*!	L, 17-30
10.06	at West Florida*	L, 14-28
10.14	at Valdosta State*!	7:00 pm
10.21	West Georgia*	3:00 pm
10.28	BYE WEEK	
11.04	Shorter*	2:00 pm
11.11	at North Alabama*	1:30 pm

VALDOSTA STATE

OVERALL: 1-3 
GSC: 1-2

DATE	OPPONENT	TIME/RESULT
09.02	at Albany State	L, 12-29
09.09	vs. Fort Valley State^	CANCELED
09.16	North Alabama*!	L, 24-30
09.23	at West Florida*	W, 30-19
09.30	BYE WEEK	
10.07	at West Georgia*!	L, 13-42
10.14	Mississippi College*!	7:00 pm
10.21	at Delta State*	7:00 pm
10.28	Florida Tech*	7:00 pm
11.04	West Alabama*	2:00 pm
11.11	at Shorter*	1:30 pm

WEST GEORGIA

OVERALL: 5-1 
GSC: 2-1

DATE	OPPONENT	TIME/RESULT
08.31	Fort Valley State	W, 34-9
09.09	Miles	W, 45-7
09.16	at Delta State*	L, 7-17
09.23	Albany State	W, 48-16
09.30	North Alabama*	W, 37-23
10.07	Valdosta State*!	W, 42-13
10.14	at West Alabama*	4:00 pm
10.21	at Mississippi College*	3:00 pm
10.26	Shorter*!	7:00 pm
11.04	at Florida Tech*	1:00 pm
11.11	West Florida*	2:00 pm



JOHN BLAND

HEAD COACH

4TH SEASON AT MISSISSIPPI COLLEGE UNIVERSITY OF ARKANSAS (1989)

On January 2, 2014, John Bland was announced as the 15th head football coach in Mississippi College history.

The 2016 Choctaws opened the season with a 28-16 win over Point University and improved to 2-2 with a last-second, 27-26 victory over Cumberland (TN) on September 24th. MC also collected their first Gulf South Conference victory since 1995 in a 32-0 shutout against Shorter. Senior wide receiver Marcel Newson was named an AFCA All-American and also earned All-GSC honors as a receiver and kick returner.

In 2015, the Choctaws took a big step forward, dropping their scoring differential from 27 points in 2014 to just seven points in 2015. MC opened the season with a 61-6 victory over Texas College and moved to 2-1 with a 42-21 victory over cross-town rival Belhaven on September 19th. Seven Choctaws earned All-NCAA honors, led by wide receiver Marcel Newson, who was a finalist for the C Spire Conerly Trophy, recognizing the top four-year college football player in the State of Mississippi.

In his first season at MC in 2014, he led the Choctaws in their first season back in NCAA Division II and the Gulf South Conference. Five Choctaws were named to the National Christian College Athletic Association All-American list. The team rushed for 1,719 yards and 14 touchdowns in their first year running an option attack.

Bland came to Mississippi College after an eight-year career at the University of the Cumberlands in Williamsburg, Ky. There, he went 70-21 with five Mid-South Conference championships ('07, '08, '09, '10, '13). He was also named MSC Coach of the Year five times, while having 103 players earn all-conference selections in his tenure.

In 2013, the Patriots went 13-1 and advanced to the NAIA national championship game after being ranked #1 in the country for the final two weeks of the season. Cumberlands spent most of the season ranked as the #1 or #2 team in all of NAIA. The Patriots had one of the top offenses in the nation, leading all of NAIA in rushing offense (4,978 yards), rushing offense per game (355.6 yppg) and scoring (616 points). Cumberlands also led the nation in third-down conversion percentage (53.2%).

Prior to his time at Cumberlands, Bland spent five seasons as the quarterbacks coach at Rice University in Houston, Texas. In 2001, the Owls went 8-4, gaining the most wins at the school since the 1953 season. Rice ranked sixth in the nation in rushing in 2002, second in 2003 and led the country in 2004. The Owls' quarterbacks accounted for one-third of the team's rushing totals during that time and in 2003, his signal-caller was the first in school history to rush and pass for 2,000 yards in a career.

Before his five seasons at Rice, Bland coached at Division II Southern Arkansas University for seven years. He was an assistant coach from 1994-99 and was promoted to the head coach for the 2000 season. While with the Muleriders, the offense broke several school and conference records and led the Gulf South Conference in scoring in 1998 and 1999. In 1997, SAU won the GSC and were ranked 10th in the country.

Prior to his time at Southern Arkansas, Bland served as an assistant coach at Central High School in Columbia, Tenn. He was a graduate assistant under Pat Dye at Auburn University and served as a student assistant at the University of Arkansas following his playing career.

Bland was a four-year letterman at the University of Arkansas as a quarterback. While in Fayetteville, the Razorbacks went to four straight bowl games, making appearances in the Holiday, Liberty, Orange and Cotton Bowls. He is named a permanent captain for the 1988 Southwest Conference Champions that compete in the Cotton Bowl.

Coach Bland holds a master's degree in Kinesiology from Auburn University and a bachelor's degree, also in Kinesiology, from the University of Arkansas. Originally from Knoxville, Tennessee, Bland is a graduate of Farragut High School where he was an All-State recipient playing at the quarterback and defensive back positions.

Coach Bland and his wife, Candis, have three children, Shreve, Jade, and Bo.

COACHING CAREER

YEAR	SCHOOL	POSITION
1989-90	University of Arkansas	Student Assistant
1991-92	Auburn University	Graduate Assistant
1992-93	Central HS (Columbia, TN)	Assistant Coach
1994-99	Southern Arkansas Univ.	Assistant Coach
2000	Southern Arkansas Univ.	Head Coach
2001-05	Rice University	Assistant Coach
2006-13	Univ. of the Cumberlands (KY)	Head Coach
2014-	Mississippi College	Head Coach

HEAD COACHING RECORD

YEAR	SCHOOL	RECORD	NOTES
2000	Southern Arkansas	5-5	6th in GSC
2006	Cumberlands (KY)	6-4	T-2nd MSC East
2007	Cumberlands (KY)	8-3	1st MSC East, NAIA 1st Rd
2008	Cumberlands (KY)	10-2	1st MSC East, NAIA 2nd Rd
2009	Cumberlands (KY)	9-2	1st MSC East, NAIA 1st Rd
2010	Cumberlands (KY)	7-4	1st MSC West, NAIA 1st Rd
2011	Cumberlands (KY)	7-3	T-2nd MSC West
2012	Cumberlands (KY)	10-2	2nd MSC East, NAIA 2nd Rd
2013	Cumberlands (KY)	13-1	1st MSC East, NAIA Runner-Up
2014	Mississippi College	1-9	8th in GSC
2015	Mississippi College	2-8	8th in GSC
2016	Mississippi College	3-7	Full members of D-II and GSC
2017	Mississippi College	0-6	---
TOTAL	13th Season	81-56 (.591)	5 Conference Titles 6 NAIA Tournament Appearances


2017 FOOTBALL COACHING STAFF



JAY BRIGHT
Wide Receivers



MICHAEL COLLINS
Defensive Coordinator



RICKY HERZOG
Defensive Backs



ROD SMITH
Defensive Line



EDGAR WEISER
Offensive Line



CORY YORK
Offensive Line



PAYTON GRAY
Defensive Backs



NICK LUCKEY
H-Backs



PAUL RASMUSSEN
Linebackers



CONNOR MADIGAN
Defensive Line



BRYAN PITTMAN
Quarterbacks / RB's



ATHLETIC TRAINING



MATT VERRET
Asst. AD Sports Medicine



ALICIA THORNBURG
Asst. Athletic Trainer



HUDSON BYRNES
Asst. Athletic Trainer



BRADLEY ADERHOLT
Graduate Assistant



CAITLIN BROWN
Graduate Assistant



JACOB HARDY
Graduate Assistant

SPORTS PERFORMANCE




MICHAEL SHUMAKER
Asst. AD Sports Performance



LAUREN BETHLY
Graduate Assistant



TAYLOR QUICK
Graduate Assistant



SUPPORT STAFF




JOURDAN BRANNING
Administrative Assistant



DAVID NICHOLS
Asst. AD Athletic Comm.



GRADY TURMAN
Head of Transportation



TIM YANCY
Equipment Manager

MISSISSIPPI COLLEGE ROSTER VS. VALDOSTA STATE

No.	Name	Pos.	Ht.	Wt.	Cl.	Hometown (Previous School)
1	Ty Jobe	QB	6'2	205	Jr.	Lebanon, Tenn. (Tennessee Tech)
2	Steven Bradley	DB	6'1	195	Sr.	Olive Branch, Miss. (Northwest MS CC)
2	Nathan Faciane	WR	5'7	160	So.	Lacombe, La. (Lakeshore HS)
3	Rudie Frye	DB	6'2	190	Jr.	Memphis, Tenn. (Southeast Missouri State)
3	Ja'Moz Mark	WR	5'8	155	Jr.	Tylertown, Miss. (East MS CC)
4	Colt Freeman	RB	5'10	190	Jr.	Olive Branch, Miss. (Lewisburg HS)
4	Blake Miller	DB	6'1	200	Jr.	Sandy, Utah (Snow College)
5	Chris Manning	DB	5'11	200	Sr.	Section, Ala. (Section HS)
5	Jamarus Morrisette	RB	6'0	200	So.	Douglasville, Ga. (Chapel Hill HS)
6	Branden Pete	DB	5'11	180	R-So.	Sandhill, Miss. (Pisgah HS)
6	Moregan Sharp	WR	6'1	200	R-So.	Helena, Ala. (Pelham HS)
7	Julian Charles	DB	6'1	190	So.	Shreveport, La. (Captain Shreve HS)
7	Chakel Gates	WR	5'11	180	Jr.	Calhoun City, Miss. (Itawamba CC)
8	Trey Thompson	LB	6'2	225	Jr.	Cincinnati, Ohio (Tennessee Tech)
9	Aaron Feazelle	QB	6'4	230	R-Fr.	Diamondhead, Miss. (Hancock HS)
9	Jahmaad Harrell	LB	6'2	220	Sr.	McComb, Miss. (Jones County JC)
10	Keith Harison	DB	5'10	187	Jr.	Dallas, Ga. (Paulding County HS)
11	Christian Keene	WR	6'4	200	R-Jr.	Brookhaven, Miss. (Copiah-Lincoln CC)
12	Khiran Williams	QB	5'10	195	R-Jr.	Dothan, Ala. (Dothan HS)
13	Darius Young	WR	6'1	190	Fr.	Shelbyville, Tenn. (Shelbyville Central HS)
14	Sawyer Passman	DB	5'10	184	Fr.	West Monroe, La. (West Monroe HS)
15	Alex Feazelle	DB	6'2	212	Sr.	Diamondhead, Miss. (MS Gulf Coast CC)
16	Cincere Flowers	WR	5'9	175	Fr.	Enterprise, Ala. (Enterprise HS)
17	Trey Harris	DB	6'1	200	Sr.	Smiths Station, Ala. (Smiths Station HS)
18	Alex Johnson	LB	6'2	238	R-Sr.	Greenwood, Miss. (MS Delta CC)
21	Alizee Chubbs	RB	5'9	205	R-Jr.	Atlanta, Ga. (McEachern HS)
21	Colton Magee	LB	5'11	210	Jr.	Tylertown, Miss. (Copiah-Lincoln CC)
22	Bobby Mitchell	RB	5'10	200	So.	Brandon, Miss. (Brandon HS)
23	Reggie Bennett	DB	5'11	175	Sr.	Amite, La. (Amite HS)
25	Samuel Butler	DB	5'9	175	R-Fr.	Natchez, Miss. (Adams County Christian)
26	David Jackson	LB	6'0	195	Fr.	Fayette, Miss. (Trinity Episcopal)
27	Drew Croegaert	WR	5'10	190	So.	Lakeland, Tenn. (Evangelical Christian)
28	D.J. Smith	DL	6'2	260	Fr.	Opelika, Ala. (Beauregard HS)
29	Trace Sugg	LB	6'0	210	So.	Morton, Miss. (Hendrix College)
30	Marc Toussaint	DB	6'0	195	Jr.	Silver Spring, Md. (Paulding County HS)
31	Alex Rodriguez	LB	6'0	210	Fr.	Collierville, Tenn. (First Assembly Christian)
33	Cole Lewis	RB	5'10	220	R-So.	New Orleans, La. (De La Salle HS)
34	Tiberias Lampkin	RB	5'9	220	Jr.	Sturgis, Miss. (Mississippi State)
38	Corey Rholdon	DB	6'0	190	R-So.	New Orleans, La. (Holy Cross School)
39	Tyler Hamil	WR	6'0	205	Fr.	Yazoo City, Miss. (Yazoo County HS)
40	Bailey McGaha-Potter	PK	5'9	190	Fr.	Scottsboro, Ala. (Scottsboro HS)
41	Damon Wright	DL	6'2	225	Fr.	Hoover, Ala. (Spain Park HS)
42	Will Jennings	RB	6'0	220	R-Fr.	Greenwood, Miss. (Pillow Aca.)
44	Arik Washington	RB	6'1	225	Jr.	York, Ala. (Russell Christian Aca.)
45	Joseph Patterson	LB	5'11	200	Sr.	Jackson, Tenn. (Univ. School of Jackson)
48	Justin Stewart	LB	6'0	230	Jr.	Laurel, Miss. (MS Gulf Coast CC)
49	Anthony Jackson	LB	6'2	210	Jr.	Mound Bayou, Miss. (John F. Kennedy HS)
50	Kaleb Coleman	LB	6'0	215	R-Jr.	Robertsdale, Ala. (Robertsdale HS)
51	Zach Shahin	LB	5'11	210	R-Fr.	Lake Worth, Fla. (American Heritage)

MISSISSIPPI COLLEGE ROSTER VS. WEST FLORIDA

No.	Name	Pos.	Ht.	Wt.	Cl.	Hometown (Previous School)
52	Carl Rainey Jr.	DL	6'0	230	R-Sr.	Pascagoula, Miss. (Pascagoula HS)
53	Ronny Smith	OL	6'1	285	Sr.	West Palm Beach, Fla. (American Heritage)
54	Dalton Frederick	DL	6'3	260	R-Fr.	Bartlett, Tenn. (Bartlett HS)
55	Randan Knight	OL	6'2	320	Jr.	Hattiesburg, Miss. (MS Gulf Coast CC)
56	Fredarian Flowers	DL	5'11	265	R-Fr.	Merigold, Miss. (Cleveland HS)
58	Preston Reed	DL	6'5	220	Jr.	Mt. Juliet, Tenn. (Tennessee Tech)
62	Will Davis	OL	5'11	280	R-Fr.	Brandon, Miss. (Hartfield Aca.)
63	Blake Atteberry	OL	6'1	275	R-So.	Cantonment, Fla. (Tate HS)
64	Tavin Ingraham	OL	6'0	299	R-Jr.	Brewton, Ala. (Stillman College)
65	EJ Hurley	OL	6'3	330	So.	Tyrone, Ga. (Kennesaw State)
72	Brandon Windham	OL	6'2	295	Sr.	Meridian, Miss. (Itawamba CC)
73	Tahara Thornton	OL	6'0	300	R-Fr.	Mobile, Ala. (Mary G. Montgomery HS)
74	Chris Alvarez	OL	6'5	298	Jr.	Buena Park, Calif. (Golden West College)
75	Tag Gatlin	OL	6'3	285	So.	Oxford, Miss. (Oxford HS)
76	Lawrence Guyot	OL	6'3	285	Jr.	Bartlett, Tenn. (Bolton HS)
79	Jeremiah Campbell	OL	6'5	270	R-Fr.	Baton Rouge, La. (St. Michael the Archangel)
80	Landon Houlditch	TE	6'2	240	Fr.	Linden, Ala. (Marengo Aca.)
81	Kimarris Whitfield	WR	6'2	190	Fr.	Columbus, Miss. (Columbus Christian Aca.)
82	Evan Poche	WR	6'0	175	R-Fr.	Metairie, La. (Jesuit HS)
83	Matthew Turcotte	P	6'3	210	Sr.	Philadelphia, Miss. (Neshoba Central HS)
84	Bo Swanson	WR	6'6	235	Gr.	Katy, Texas (Liberty Univ.)
85	Hayden Kelly	LS	6'3	190	Jr.	Germantown, Tenn. (Christian Brothers HS)
86	Mitchell Broadwater	WR	6'1	185	Fr.	Clinton, Miss. (Tri-County Aca.)
88	Cris Ward	WR	6'1	195	Jr.	Brandon, Miss. (Northwest MS CC)
89	Lane Outlaw	TE	6'2	230	Fr.	Kosciusko, Miss. (Kosciusko HS)
90	Kalvin Bowman	DL	6'0	290	So.	West Monroe, La. (West Monroe HS)
91	Jordan Barrett	DL	6'2	295	Jr.	Laurel, Miss. (East MS CC)
92	Matt Brasher	PK	5'11	190	R-Sr.	Meadville, Miss. (Copiah-Lincoln CC)
93	Greg Nickles	PK	6'0	185	R-Jr.	Pelahatchie, Miss. (Copiah-Lincoln CC)
94	Jonathan Penton	LS	6'5	195	R-Fr.	Bogalusa, La. (Mandeville HS)
97	Kris Reliford	DL	6'3	270	Sr.	Columbus, Miss. (Northwest MS CC)

MISSISSIPPI COLLEGE COACHING STAFF

Head Coach	John Bland (4th Year) University of Arkansas (1989)
Career Record	81-56 (13th Season)
MC Record	6-30 (4th Season)

Assistant Coach	Jay Bright (Wide Receivers)	Student Assistant	Connor Madigan (Defensive Line)
Assistant Coach	Michael Collins (Defensive Coordinator)	Student Assistant	Bryan Pittman (Quarterbacks/RB's)
Assistant Coach	Ricky Herzog (Defensive Backs)	Athletic Trainer	Hudson Byrnes
Assistant Coach	Rod Smith (Defensive Line)	Athletic Trainer	Bradley Aderholt
Assistant Coach	Edgar Weiser (Off. Line/Special Teams)	Strength & Conditioning	Michael Shumaker
Assistant Coach	Cory York (Offensive Line)	Equipment Coordinator	Tim Yancy
Graduate Assistant	Payton Gray (Defensive Backs)		
Graduate Assistant	Nick Luckey (H-Backs)		
Graduate Assistant	Paul Rasmussen (Linebackers)		

MISSISSIPPI COLLEGE DEPTH CHART VS. VALDOSTA STATE

OFFENSE

QUARTERBACK

12	Khiran Williams	5'10	195	Jr.
1	Ty Jobe	6'2	205	Jr.

RUNNING BACK

34	Tiberias Lampkin	5'9	220	Jr.
21	Alizee Chubbs	5'9	205	Jr.

H-BACK

42	Will Jennings	6'0	220	Fr.
44	Arik Washington	6'1	225	Jr.

WIDE RECEIVER

7	Chakel Gates	5'11	180	Jr.
16	Cincere Flowers	5'9	175	Fr.

WIDE RECEIVER

2	Nathan Faciane	5'7	160	So.
88	Cris Ward	6'1	195	Jr.

WIDE RECEIVER

11	Christian Keene	6'5	200	Sr.
27	Drew Croegaert	5'11	190	So.

LEFT TACKLE

79	Jeremiah Campbell	6'5	270	Fr.
63	Blake Atteberry	6'1	275	So.

LEFT GUARD

63	Blake Atteberry	6'1	275	So.
75	Tag Gatlin	6'2	276	So.

CENTER

55	Randan Knight	6'2	320	Jr.
75	Tag Gatlin	6'2	276	So.

RIGHT GUARD

73	Tahara Thornton	6'0	300	Fr.
75	Tag Gatlin	6'2	276	So.

RIGHT TACKLE

76	Lawrence Guyot	6'3	285	Jr.
74	Chris Alvarez	6'5	298	Jr.

DEFENSE

DEFENSIVE END

52	Carl Rainey Jr.	6'0	230	Sr.
41	Damon Wright	6'2	225	Fr.

NOSE GUARD

28	D.J. Smith	6'2	260	Fr.
90	Kalvin Bowman	6'0	290	So.

DEFENSIVE END

97	Kris Reliford	6'3	270	Sr.
58	Preston Reed	6'5	220	Jr.

INSIDE LINEBACKER

21	Colton Magee	5'11	210	Jr.
45	Joseph Patterson	5'11	200	Sr.

MIDDLE LINEBACKER

48	Justin Stewart	6'0	230	Jr.
50	Kaleb Coleman	6'0	210	Jr.

INSIDE LINEBACKER

9	Jahmaad Harrell	6'2	230	Sr.
18	Alex Johnson	6'2	238	Sr.

CORNERBACK

10	Keith Harison	5'10	185	Jr.
3	Rudie Frye	6'2	190	Jr.

CORNERBACK

4	Blake Miller	6'1	200	Jr.
6	Branden Pete	5'11	180	So.

WARRIOR

30	Marc Toussaint	6'0	195	Jr.
17	Trey Harris	6'1	200	Sr.

SPEAR

23	Reggie Bennett	5'11	185	Sr.
14	Sawyer Passman	5'10	184	Fr.

FREE SAFETY

5	Chris Manning	5'11	200	Sr.
23	Reggie Bennett	5'11	185	Sr.

SPECIAL TEAMS

PLACEKICKER

93	Greg Nickles	6'0	185	Jr.
92	Matt Brasher	5'11	190	Sr.

PUNTER

83	Matthew Turcotte	6'3	210	Sr.
11	Christian Keene	6'5	200	Sr.

KICKOFFS

92	Matt Brasher	5'11	190	Sr.
93	Greg Nickles	6'0	185	Jr.

PUNT RETURNS

2	Nathan Faciane	5'7	160	So.
11	Christian Keene	6'5	200	Sr.

KICK RETURNS

7	Chakel Gates	5'11	180	Jr.
---	--------------	------	-----	-----

LONG SNAPPER

94	Jonathan Penton	6'5	195	Fr.
58	Preston Reed	6'5	220	Jr.

HOLDER

83	Matthew Turcotte	6'3	210	Sr.
11	Christian Keene	6'5	200	Sr.

MISSISSIPPI COLLEGE PRONUNCIATION GUIDE

2 - Nathan Faciane	FAH-shon
3 - Ja'Moz Mark	Juh-MOZ
6 - Branden Pete	PEET
7 - Chakel Gates	SHUH-kell
9 - Aaron Feazelle	FEE-zell
9 - Jahmaad Harrell	juh-MAHD HAIR-ull
12 - Khiran Williams	KY-run
15 - Alex Feazelle	FEE-zell

19 - Da'Quan Lewis	DAY-quon
20 - Cavosea'a Stinson	cuh-VAH-see-ay
21 - Alizee Chubbs	AL-uh-zay
27 - Drew Croegaert	CROW-gurt
30 - Marc Toussaint	TOO-sont
31 - Keshawn Harris	KEY-shawn
34 - Tiberias Lampkin	Tie-BEER-ee-us
51 - Zach Shahin	SHAY-han

76 - Lawrence Guyot	GEE-ott
80 - Landon Houlditch	HOLE-ditch
83 - Matthew Turcotte	TER-cot
89 - Evan Poche	POE-shay
92 - Matt Brasher	BRAY-sher

MISSISSIPPI COLLEGE INDIVIDUAL STATISTICS

RUSHING	GP	Att	Gain	Loss	Net	Avg	TD	Long	Avg/G
Tiberias Lampkin	6	67	338	6	332	5.0	1	28	55.3
Alizee Chubbs	5	48	192	13	179	3.7	0	13	35.8
Aaron Feazelle	5	39	156	55	101	2.6	1	17	20.2
Ty Jobe	6	61	187	104	83	1.4	3	18	13.8
Bobby Mitchell	5	16	66	5	61	3.8	0	12	12.2
Nathan Faciane	6	12	58	2	56	4.7	0	18	9.3
Jamarcus Morrissette	4	4	16	3	13	3.2	0	12	3.2
Colt Freeman	3	2	12	2	10	5.0	0	12	3.3
Ja'Moz Mark	3	3	10	1	9	3.0	0	10	3.0
Khiran Williams	4	5	21	16	5	1.0	0	12	1.2
TEAM	4	2	0	30	-30	-15.0	0	0	-7.5
Total	6	259	1056	237	819	3.2	5	28	136.5
Opponents	6	208	1074	77	997	4.8	13	39	166.2

PASSING	GP	Effic	Cmp-Att-Int	Pct	Yds	TD	Long	Avg/G
Ty Jobe	6	98.4	57-112-3	50.9	626	2	87	104.3
Aaron Feazelle	5	76.9	15-34-3	44.1	165	1	65	33.0
Khiran Williams	4	79.5	4-10-0	40.0	47	0	19	11.8
Nathan Faciane	6	403.6	2-2-0	100.0	33	1	24	5.5
Ja'Moz Mark	3	-200.0	0-1-1	0.0	0	0	0	0.0
Total	6	94.6	78-159-7	49.1	871	4	87	145.2
Opponents	6	129.3	122-192-3	63.5	1261	8	83	210.2

RECEIVING	GP	Rec	Yds	Avg	TD	Long	Avg/G
Nathan Faciane	6	23	334	14.5	2	87	55.7
Chakel Gates	6	15	123	8.2	0	33	20.5
Christian Keene	6	12	128	10.7	1	24	21.3
Ja'Moz Mark	3	9	109	12.1	1	35	36.3
Arik Washington	6	5	65	13.0	0	19	10.8
Darius Young	6	4	34	8.5	0	16	5.7
Drew Croegaert	6	3	26	8.7	0	13	4.3
Tiberias Lampkin	6	1	11	11.0	0	11	1.8
Alizee Chubbs	5	1	11	11.0	0	11	2.2
Ty Jobe	6	1	9	9.0	0	9	1.5
Bobby Mitchell	5	1	8	8.0	0	8	1.6
Moregan Sharp	2	1	5	5.0	0	5	2.5
Will Jennings	5	1	5	5.0	0	5	1.0
Cris Ward	5	1	3	3.0	0	3	0.6
Total	6	78	871	11.2	4	87	145.2
Opponents	6	122	1261	10.3	8	83	210.2

SCORING	TD	FG	Kick	Rush	Rcv	Pass	Saf	DXP	Pts
Ty Jobe	3	0-0	0-0	0-0	1	0-0	0	0	20
Greg Nickles	0	4-8	8-9	0-0	0	0-0	0	0	20
Nathan Faciane	2	0-0	0-0	0-0	0	0-0	0	0	12
Tiberias Lampkin	1	0-0	0-0	0-0	0	0-0	0	0	6
Christian Keene	1	0-0	0-0	0-0	0	1-1	0	0	6
Ja'Moz Mark	1	0-0	0-0	0-0	0	0-0	0	0	6
Colton Magee	1	0-0	0-0	0-0	0	0-0	0	0	6
Aaron Feazelle	1	0-0	0-0	0-0	0	0-0	0	0	6
Total	10	4-8	8-9	0-0	1	1-1	0	0	82
Opponents	25	7-12	24-24	0-0	1	1-1	0	1	199

PUNT RET.	No.	Yds	Avg	TD	Long
Nathan Faciane	5	36	7.2	0	16
Christian Keene	1	3	3.0	0	3
Chris Manning	1	6	6.0	0	6
Total	7	45	6.4	0	16
Opponents	10	67	6.7	1	22

KICK RET.	No.	Yds	Avg	TD	Long
Darius Young	16	470	29.4	0	67
Ja'Moz Mark	6	96	16.0	0	22
Chakel Gates	4	106	26.5	0	37
Daiton Frederick	1	0	0.0	0	0
Will Jennings	1	0	0.0	0	0
Joseph Patterson	1	7	7.0	0	7
Total	29	679	23.4	0	67
Opponents	14	327	23.4	0	56

INTERCEPTIONS	No.	Yds	Avg	TD	Long
Chris Manning	1	0	0.0	0	0
Reggie Bennett	1	0	0.0	0	0
Colton Magee	1	22	22.0	1	22
Total	3	22	7.3	1	22
Opponents	7	151	21.6	1	97

FUMBLE RET.	No.	Yds	Avg	TD	Long
Total	0	0	0.0	0	0
Opponents	1	0	0.0	2	0

TOTAL OFFENSE	Plays	Rush	Pass	Total	Avg/G
Ty Jobe	173	83	626	709	118.2
Tiberias Lampkin	67	332	0	332	55.3
Aaron Feazelle	73	101	165	266	53.2
Alizee Chubbs	48	179	0	179	35.8
Nathan Faciane	14	56	33	89	14.8
Bobby Mitchell	16	61	0	61	12.2
Khiran Williams	15	5	47	52	13.0
Jamarcus Morrissette	4	13	0	13	3.2
Colt Freeman	2	10	0	10	3.3
Ja'Moz Mark	4	9	0	9	3.0
TEAM	2	-30	0	-30	-7.5
Total	418	819	871	1690	281.7
Opponents	400	997	1261	2258	376.3

MISSISSIPPI COLLEGE INDIVIDUAL STATISTICS

ALL PURPOSE	GP	Rush	Rcv	PR	KR	IR	Total	Avg/G
Darius Young	6	0	34	0	470	0	504	84.0
Nathan Faciane	6	56	334	36	0	0	426	71.0
Tiberias Lampkin	6	332	11	0	0	0	343	57.2
Chakel Gates	6	0	123	0	106	0	229	38.2
Ja'Moz Mark	3	9	109	0	96	0	214	71.3
Alizee Chubbs	5	179	11	0	0	0	190	38.0
Christian Keene	6	0	128	3	0	0	131	21.8
Aaron Feazelle	5	101	0	0	0	0	101	20.2
Ty Jobe	6	83	9	0	0	0	92	15.3
Bobby Mitchell	5	61	8	0	0	0	69	13.8
Arik Washington	6	0	65	0	0	0	65	10.8
Drew Croegaert	6	0	26	0	0	0	26	4.3
Colton Magee	6	0	0	0	0	22	22	3.7
Jamarcus Morrissette	4	13	0	0	0	0	13	3.2
Colt Freeman	3	10	0	0	0	0	10	3.3
Joseph Patterson	6	0	0	0	7	0	7	1.2
Chris Manning	6	0	0	6	0	0	6	1.0
Moregan Sharp	2	0	5	0	0	0	5	2.5
Will Jennings	5	0	5	0	0	0	5	1.0
Khiran Williams	4	5	0	0	0	0	5	1.2
Cris Ward	5	0	3	0	0	0	3	0.6
TEAM	4	-30	0	0	0	0	-30	-7.5
Total	6	819	871	45	679	22	2436	406.0
Opponents	6	997	1261	67	327	151	2803	467.2

FIELD GOALS	Made-Att	Pct	20-29	30-39	40+	Long	Bkld
Greg Nickles	4-8	50.0	3-3	1-2	0-3	33	1

FG SEQUENCE	Mississippi College	Opponents
at Clark Atlanta	37, 42	(44)
at Southwest Baptist	(23)	(35), (35), (27)
at West Alabama	(24), (23)	41
Florida Tech	42	47, 23
Delta State	(33), 46	(27), (31), (29)
at West Florida	--	44, 50
at Valdosta State	--	--
West Georgia	--	--
Shorter	--	--
at North Alabama	--	--

Numbers in (parentheses) indicate field goal was made.

PUNTING	No.	Yards	Avg	Long	TB	FC	I20	50+	Bkld
Matthew Turcotte	21	808	38.5	50	0	8	5	1	3
Ty Jobe	4	146	36.5	41	1	0	3	0	0
TEAM	3	19	6.3	19	0	0	0	0	0
Total	28	973	34.8	50	1	8	8	1	3
Opponents	25	1068	42.7	62	3	9	9	5	0

KICKOFFS	No.	Yards	Avg	TB	OB	Retn	Net	YdLn
Matt Brasher	19	1086	57.2	1	3			
Total	19	1086	57.2	1	3	23.4	38.6	26
Opponents	34	2006	59.0	4	1	23.4	36.1	28

TACKLES	GP	Solo	Ast	Total	Avg/G
Steven Bradley	5	19	9	28	5.6
Colton Magee	6	20	10	30	5.0
Chris Manning	6	16	14	30	5.0
Kaleb Coleman	6	16	14	30	5.0
Blake Miller	6	14	10	24	4.0
Justin Stewart	6	13	11	24	4.0
Carl Rainey Jr.	6	15	9	24	4.0
Kris Reliford	6	10	12	22	3.7
Branden Pete	5	10	5	15	3.0
Julian Charles	5	12	3	15	3.0
Keith Harison	6	9	6	15	2.5
Alex Johnson	6	7	6	13	2.2
Jordan Barrett	5	4	7	11	2.2
Jahmaad Harrell	6	7	4	11	1.8
Marc Toussaint	6	8	3	11	1.8
Total	6	224	174	398	66.3
Opponents	6	250	190	440	73.3

FOR LOSS	GP	TFL	Yds	Sacks	Yds
Colton Magee	6	3.5	9	--	--
Carl Rainey Jr.	6	2.5	6	1.0	2
Kris Reliford	6	2.5	6	--	--
Julian Charles	5	2.0	10	1.0	7
Jordan Barrett	5	1.5	4	0.5	3
Justin Stewart	6	1.5	9	--	--
Reggie Bennett	6	1.5	2	--	--
Total	6	24.0	70	5.0	19
Opponents	6	43.0	197	12.0	108

PASS DEFENSE	GP	INT	YDS	BU	PD
Reggie Bennett	6	1	0	2	3
Colton Magee	6	1	22	1	2
Chris Manning	6	1	0	1	2
Steven Bradley	5	--	--	3	3
Blake Miller	6	--	--	2	2
Rudie Frye	4	--	--	2	2
Totals	6	3	22	20	23
Opponents	6	7	152	14	21

MISCELLANEOUS	GP	FR	YDS	FF	BLK
Jordan Barrett	5	1	0	--	--
Jahmaad Harrell	6	1	0	--	--
Alex Johnson	6	1	0	--	--
Cris Ward	6	1	0	--	--
Marc Toussaint	6	--	--	2	--
Kaleb Coleman	6	--	--	1	--
Dalton Frederick	6	--	--	1	--
Totals	6	4	0	5	0
Opponents	6	6	0	7	5

SCORING DRIVES

AT CLARK ATLANTA

Started at	Clock	Plays	Yds	Time	Result
CAU 45	1st - 13:51	6	45	4:14	TOUCHDOWN
CAU 00	2nd - 12:20	0	0	0:00	TOUCHDOWN
MC 12	3rd - 14:53	12	88	6:52	TOUCHDOWN
MC 41	4th - 5:47	10	59	3:44	TOUCHDOWN

AT SOUTHWEST BAPTIST

Started at	Clock	Plays	Yds	Time	Result
MC 17	2nd - 14:48	8	83	4:00	TOUCHDOWN
MC 35	3rd - 15:00	8	59	3:23	FIELD GOAL

AT WEST ALABAMA

Started at	Clock	Plays	Yds	Time	Result
MC 10	1st - 13:15	2	90	0:57	TOUCHDOWN
MC 25	2nd - 2:14	10	68	2:14	FIELD GOAL
MC 12	3rd - 3:45	16	82	7:12	FIELD GOAL

VS FLORIDA TECH

Started at	Clock	Plays	Yds	Time	Result
NO SCORING DRIVES					

VS DELTA STATE

Started at	Clock	Plays	Yds	Time	Result
DSU 44	1st - 13:45	10	28	6:20	FIELD GOAL
MC 21	2nd - 5:01	5	79	2:36	TOUCHDOWN
DSU 39	3rd - 10:29	4	39	1:19	TOUCHDOWN

AT WEST FLORIDA

Started at	Clock	Plays	Yds	Time	Result
MC 22	1st - 6:06	14	78	6:01	TOUCHDOWN
UWF 26	2nd - 13:40	7	26	4:09	TOUCHDOWN

AT VALDOSTA STATE

Started at	Clock	Plays	Yds	Time	Result

VS WEST GEORGIA

Started at	Clock	Plays	Yds	Time	Result

VS SHORTER

Started at	Clock	Plays	Yds	Time	Result

AT NORTH ALABAMA

Started at	Clock	Plays	Yds	Time	Result

IN THE RED ZONE

When the offense moves the ball inside the 20-yard line, the offense is considered to be in the "Red Zone", and in prime scoring position. The following chart shows how the Choctaw offense performs inside the "Red Zone" during the 2017 season:

Game	Chances	TD	FG	TO	Downs	Miss FG	Half
at Clark Atlanta	5	3	0	0	0	2	0
at SW Baptist	2	0	1	0	1	0	0
at West Alabama	3	0	2	0	1	0	0
Florida Tech	0	0	0	0	0	0	0
Delta State	2	1	1	0	0	0	0
at West Florida	4	2	0	1	1	0	0
at Valdosta State	---						
West Georgia	---						
Shorter	---						
at North Alabama	---						
Totals	16	6	4	1	3	2	0
Opponent	22	15	6	0	0	1	0

MC Scoring Pct: 10-of-16 (62.5%); Point Scored: 55

Opponent Scoring Pct: 21-of-22 (95.5%); Points Scored: 124

LONGEST PLAYS (20+ YARDS)

RUSHING

28	Tiberias Lampkin at Clark Atlanta	08.31.17
21	Tiberias Lampkin at Southwest Baptist	09.09.17

PASSING

87*	Ty Jobe to Nathan Faciane at West Alabama	09.16.17
65	Aaron Feazelle to Nathan Faciane vs. Delta State	09.30.17
35	Ty Jobe to Nathan Faciane at West Alabama	09.16.17
35*	Ty Jobe to Ja'Moz Mark at Southwest Baptist	09.09.17
33	Ty Jobe to Chakel Gates at Southwest Baptist	09.09.17
24*	Nathan Faciane to Christian Keene vs. Delta State	09.30.17
21	Aaron Feazelle to Nathan Faciane at West Florida	10.06.17
20	Ty Jobe to Nathan Faciane at West Florida	10.06.17

PUNT RETURN

-----	--	--

KICK RETURN

67	Darius Young at Southwest Baptist	09.09.17
56	Darius Young vs. Delta State	09.30.17
55	Darius Young vs. Delta State	09.30.17
50	Darius Young vs. Delta State	09.30.17
37	Chakel Gates at West Florida	10.06.17
29	Darius Young vs. Florida Tech	09.23.17
28	Darius Young vs. Florida Tech	09.23.17
28	Darius Young at Southwest Baptist	09.09.17
27	Chakel Gates at West Florida	10.06.17
27	Darius Young vs. Florida Tech	09.23.17
22	Ja'Moz Mark at West Alabama	09.16.17

INTERCEPTION RETURN

22*	Colton Magee at Clark Atlanta	08.31.17
-----	-------------------------------	----------

* Touchdown scored on the play

CHARTING THE BIG PLAYS

RUSHING

Player	20-29	30-39	40-49	50+	Total
Tiberias Lampkin	2	--	--	--	2
Total	2	--	--	--	2

PASSING

Player	20-29	30-39	40-49	50+	Total
Nathan Faciane	1	--	--	--	1
Aaron Feazelle	1	--	--	1	2
Ty Jobe	1	3	--	1	5
Total	3	3	--	2	8

RECEIVING

Player	20-29	30-39	40-49	50+	Total
Nathan Faciane	2	1	--	2	5
Chakel Gates	--	1	--	--	1
Christian Keene	1	--	--	--	1
Ja'Moz Mark	--	1	--	--	1
Total	3	3	--	2	8

KICK RETURNS

Player	20-29	30-39	40-49	50+	Total
Chakel Gates	3	1	--	--	4
Ja'Moz Mark	2	--	--	--	2
Darius Young	6	--	--	4	10
Total	11	1	--	4	16

PUNT RETURNS

Player	20-29	30-39	40-49	50+	Total
--	--	--	--	--	--
Total	--	--	--	--	--

INTERCEPTION RETURNS

Player	20-29	30-39	40-49	50+	Total
Colton Magee	1	--	--	--	1
Total	1	--	--	--	1

20-YARD PLUS BY PLAYER

Player	No.	TD	R	P	KR	PR	IR	FR
Darius Young	10	0	0	0	10	0	0	0
Nathan Faciane	5	1	0	5	0	0	0	0
Chakel Gates	5	0	0	1	4	0	0	0
Ja'Moz Mark	3	1	0	1	2	0	0	0
Tiberias Lampkin	2	0	2	0	0	0	0	0
Christian Keene	1	1	0	1	0	0	0	0
Colton Magee	1	1	0	0	0	0	1	0
Total	27	4	2	8	16	0	1	0

RECORD BREAKDOWN

CURRENT STREAK

Current Home Streak	Lost 5
Current Away Streak	Lost 4


LAST WIN 32-0 AT SHORTER (11.05.16)

Last Home Win	27-26 vs Cumberland (09.24.16)
Last Away Win	32-0 at Shorter (11.05.16)

LAST LOSS 28-14 AT WEST FLORIDA (10.06.17)

Last Home Loss	30-17 vs. Delta State (09.30.17)
Last Away Loss	28-14 at West Florida (10.06.17)

	2017	Bland Era
Home	0-2	5-13
Away	0-4	1-17
Neutral	0-0	0-0
Natural Grass	0-1	0-3
Artificial Turf	0-5	6-27
Day Games	0-0	3-14
Night Games	0-6	3-16
ESPN3 GSC-TV Games	0-1	0-7
AFCNA Ranked Opponents	0-1	0-9
August	0-1	0-1
September	0-4	4-12
October	0-1	1-11
November	0-0	1-6
December	0-0	0-0
Leading at Halftime	0-1	5-4
Trailing at Halftime	0-5	1-26
Tied at Halftime	0-0	0-0
Scoring First	0-3	5-6
Opponent Scoring First	0-3	1-24
Score < 20 Points	0-5	0-21
Score 20-29 Points	0-1	2-7
Score 30+ Points	0-0	4-2
Opponent Scores < 20 Points	0-0	4-1
Opponent Scores 20-29 Points	0-1	2-3
Opponent Scores 30+ Points	0-5	0-26
Gain < 15 First Downs	0-1	0-13
Gain 15+ First Downs	0-5	6-17
Opponent Gains < 15 First Downs	0-0	2-0
Opponent Gains 15+ First Downs	0-6	4-30
More Rushing Yds than Opponent	0-2	5-5
Fewer Rushing Yds than Opponent	0-4	1-25
Rush for < 150 Yards	0-4	0-18
Rush for 150+ Yards	0-2	6-12
Opponent Rushes for < 150 Yards	0-3	4-4
Opponent Rushes for 150+ Yards	0-3	2-26
More Passing Yds than Opponent	0-3	4-9
Fewer Passing Yds than Opponent	0-3	2-21
Pass for < 175 Yards	0-4	4-21
Pass for 175+ Yards	0-2	2-9
Commit 0-2 Turnovers	0-3	6-20
Commit 3+ Turnovers	0-3	0-10
Force 0-2 Turnovers	0-6	4-27
Force 3+ Turnovers	0-0	2-3
3rd Down Pct. < 30	0-1	1-15
3rd Down Pct. 30+	0-5	5-15
Trail Time of Possession	0-0	3-10
Lead Time of Possession	0-6	3-20



Trustmark

601-354-5077

**203 Clinton Blvd
Clinton, MS 39056**

WE LOVE MC!



Comfort Inn

601-925-8250

5010 Hampstead Blvd

Hampton Inn

601-925-9393

493 Springridge Rd

Clinton, MS



601-708-4135

**713 Clinton Pkwy
Clinton, MS 39056**



TO THE ONES WHO CHASE GREATNESS.

We're here to help you take your next step.

Regions is proud to support student athletes.
Your passion, dedication and drive inspire us
to reach higher – every single day.

1.800.regions | regions.com



REGIONS



MEMBER © 2017 Regions Bank. Regions and the Regions logo are registered trademarks of Regions Bank.

VALDOSTA STATE ROSTER VS. MISSISSIPPI COLLEGE

NO.	NAME	POS.	HT	WT	CL	HOMETOWN / PREVIOUS SCHOOL
1	Dallas Baldner	WR	6-0	192	Sr.	Homosassa, Fla. / Crystal River HS
1	Guito Ervilus	DT	6-4	260	Jr.	Oriando, Fla. / South Florida
2	Andre Johnson	CB	5-11	191	Sr.	Ocala, Fla. / Trinity Catholic HS
3	Rogan Wells	QB	6-3	205	So.	Fort Mill, S.C. / Fort Mill HS
4	Kenny Benjamin	WR	5-7	178	Fr.	Lehigh Acres, Fla. / Dunbar HS
5	Ron Johnson	RB	5-11	205	Sr.	Naples, Fla. / Connetciuit
6	Shane Henderson	WR	6-0	200	Sr.	Columbus, Ind. / Allan Hancock JC
6	Malik Slater	LB	6-0	232	Sr.	Tallahassee, Fla. / Jacksonville Univ.
7	Nick Davis	RB	5-11	187	Sr.	Bolingbroke, Ga. / Mary Persons HS
8	De'Sean Blair	WR	6-4	190	Sr.	Jacksonville Fla. / Missouri
8	Donte Taylor	DB	5-10	160	Sr.	Bradenton, Fla. / Bayshore HS
9	Tshumbi Johnson	WR	5-11	194	Sr.	Immokalee, Fla. / Cincinnati
9	Sharmaine Washington	LB	6-0	225	Sr.	Moultrie, Ga. / Colquitt County HS
10	Stephen Denmark	CB	6-4	210	Jr.	Tallahassee, Fla. / James S. Rickards HS
11	Josh Ealy	DE	6-4	230	Sr.	Vero, Fla. / Delaware State
12	Adam Robles	QB	6-3	215	Jr.	Ocala, Fla. / South Florida
13	John Marvin	DB	6-1	200	Sr.	Fort Walton Beach, Fla. / Georgia Tech
14	Brandon Roe	DB	6-1	195	Sr.	Douglas, Ga. / Coffee County HS
15	Steve Durosier	CB	6-0	185	Jr.	Miami, Fla. / Southeast Missouri State
16	Max Hughes	QB	6-0	188	Fr.	Douglas, Ga. / Coffee HS
19	Quahlin Patterson	RB	5-9	195	Jr.	Orange Park, Fla. / Presbyterian College
20	Jordan Germany	RB	5-10	210	Sr.	Decatur, Ga. / Grayson HS
21	Terrance Bryant	DB	6-2	215	Sr.	Fort Walton Beach, Fla. / Jacksonville Univ.
22	Willie Fletcher	CB	6-3	205	Sr.	Carson, Calif. / Cerritos College
23	Isaiah Johnson	WR	5-11	180	So.	Lake Butler, Fla. / Union County HS
24	Alex Brown	DB	5-9	160	So.	Valdosta, Ga. / Lowndes HS
25	Dondre Butler	RB	6-0	155	Fr.	Daytona Beach, Fla. / Spruce Creek HS
26	Jairus Jones	CB	6-1	189	Fr.	Mobile, Ala. / Central Gwinnett HS
27	Cedric Hollingshed	RB	6-0	209	Jr.	Macon, Ga. / Westside HS
28	Raymond Palmer	SS	5-9	188	Sr.	Darien, Ga. / McIntosh County Aca.
29	Decary Croaker	SS	6-1	196	Fr.	Oriando, Fla. / West Orange HS
30	Taurus Dotson	DB	5-10	180	Fr.	Miami, Fla. / Miami NW Senior HS
31	J'voski Barti	CB	6-0	154	Fr.	Dublin, Ga. / Coconut Creek HS
32	Eric Ross II	S	5-10	175	Fr.	Lithonia, Ga. / Arabia Mountain HS
33	Gaughf Ivey	LB	5-11	186	Sr.	Albany, Ga. / Deerfield-Windsor
34	Stephon Williams	LB	6-1	225	So.	St. Petersburg, Fla. / SE Missouri St.
35	Damon Daniel	DB	5-10	202	Fr.	Lakeworth, Fla. / Oxbriage Academy
36	Stewart Spence	LB	5-11	220	Jr.	Madison, Ga. / Morgan County HS
37	Jared Pryor	DB	6-2	200	Fr.	Powder Springs, Ga. / Hillgrove HS
39	Kenneth Johnson	SS	5-11	181	Jr.	Albany, Ga. / Dougherty HS
40	Nick Hylton	DB	5-11	203	Sr.	Snellville, Ga. / South Gwinnett HS
41	Andrew Gray	K	6-0	165	Jr.	Johns Creek, Ga. / Chattahoochee HS
41	Norman Thrasher	CB	6-1	175	So.	Decatur, Ga. / Miller Grove HS
42	Kahari Richards	DB	6-0	190	So.	Riverdale, Ga. / Charles Drew HS
43	Antonio Keuma	WR	6-1	200	So.	Valdosta, Ga. / Valdosta HS
44	Calvin Howard	RB	5-10	205	Jr.	Perry, Ga. / Los Angeles Pierce College
45	David Brown	LB	6-0	220	Jr.	North Charleston, S.C. / Eastern Arizona CC
46	Mondrell Jefferson	SS	5-9	185	So.	Sanderson, Fla. / Baker County HS
47	Brent Wildes	LS	6-0	201	Sr.	Folkston, Ga. / Charlton County HS
48	Alex Williams	DE	6-0	235	Jr.	Moultrie, Ga. / Colquitt County HS
49	Josh Turner	OL	6-0	255	Sr.	Douglasville, Ga. / Alexander HS
50	Tyler Wallace	LB	5-11	219	So.	Ocala, Fla. / West Port HS
51	Shaun Rountree	LB	6-0	215	Fr.	Leesburg, Ga. / Lee County HS
52	Jeffery Stokes	DE	6-0	235	Jr.	Cape Coral, Fla. / Jacksonville University
53	Marcus Webb	RB	5-10	198	Jr.	Hoover, Ala. / Hoover HS

VALDOSTA STATE ROSTER VS. MISSISSIPPI COLLEGE

NO.	NAME	POS.	HT	WT	CL	HOMETOWN / PREVIOUS SCHOOL
54	Sam DiRoberto	LB	6-0	205	Fr.	Woodstock, Ga. / Roswell HS
55	Joshua Allen	OG	6-2	300	Jr.	Jacksonville, Fla. / Arkansas
56	Donte Carpenter	LB	5-10	215	Fr.	Sebring, Fla. / Sebring HS
57	Brandon Kemp	OL	6-6	235	So.	Stone Mountain, Ga. / Columbia HS
58	D'Von McCullough	DL	6-3	215	Fr.	DeLand, Fla. / Deltona HS
59	Dalton Mydell	LB	6-0	225	Jr.	Rincon, Ga. / Savannah State
60	Cam Morgan	OL	6-3	300	Jr.	Fitzgerald, Ga. / Stetson
61	John Black	C	6-1	300	So.	Hawkinsville, Ga. / Peach County HS
62	Austin White	OL	6-3	312	So.	Quitman, Ga. / Brooks County HS
63	Terrance Lovett	T	6-2	300	Fr.	Amityville, N.Y. / St. Augustine HS
64	Emenike Ikpa	OL	6-0	305	Fr.	Lawrenceville, Ga. / Dacula HS
65	Evan Pulawski	OL	6-5	300	Jr.	Bradenton, Fla. / Iowa Central CC
66	Josh Adams	OT	6-3	313	Sr.	Kennesaw, Ga. / Harrison HS
67	Cass Cole	OL	6-4	295	So.	Spring Hill, Fla. / Nature Coast Tech HS
68	Steven Rix	T	6-4	280	Fr.	Tampa, Fla.
69	Jeremy King	OT	6-1	327	Sr.	Macon, Ga. / Westside HS
71	Andrew Marshall	OT	6-8	330	Sr.	Ellendale, Del. / Milford HS
72	Travion Wallace	OL	6-6	275	Sr.	Tampa, Fla. / Jacksonville
74	Preston Langley	OL	6-4	300	Jr.	Bogart, Ga. / North Oconee HS
75	Joseph Mozzone	DT	6-1	328	So.	North Augusta, S.C. / North Augusta HS
76	Toa Lavatai	OL	6-4	285	So.	Jacksonville, Fla. / Creekside HS
77	Jacob Baker	OT	6-6	349	So.	Leesburg, Ga. / Lee County HS
78	Kevin Battle	OL	6-4	337	Sr.	Orlando, Fla. / Jacksonville University
79	Tikere Ralands	DL	6-5	260	Sr.	Niagara Falls, N.Y. / Monroe College
80	Jamarcus Tyson	WR	6-3	202	So.	Valdosta, Ga. / Valdosta HS
81	Travon Roberts	WR	5-10	170	Fr.	Miami, Fla. / Mater Academy
82	Marik Merine	WR	5-10	165	So.	Valdosta, Ga. / Valwood HS
83	Brian Saunders	WR	5-10	177	Fr.	Darien, Ga. / Coastal Georgia
84	Lio'undre Gallimore	WR	5-10	165	Fr.	Miami Gardens, Fla. / Mater Academy
85	Troy Lilly	TE	6-4	230	Fr.	Kenner, La. / Bonnable HS
86	Austin Leach	WR	6-2	205	So.	Sarasota, Fla. / Fullerton College
87	Kenneth Henningsen	FB	6-3	210	Fr.	Parkland, Fla. / North Broward Prep
89	Isaiah Wilson	WR	6-1	180	Fr.	Gainesville, Fla. / Gainesville HS
90	Barry Jackson	DE	6-1	225	Fr.	Darien, Ga. / McIntosh County Aca.
91	Jaalen Ford	DE	6-4	230	Fr.	Jacksonville, Fla. / Jean Ribault HS
92	Jadavian Williams	OL	6-2	255	Jr.	Haines City, Fla. / Ridge Community HS
93	Iseoluwapo Jegede	DE	6-6	245	Jr.	Lagos, Nigeria / Central Florida
94	Torey Jenkins	DE	6-4	225	Fr.	Jacksonville, Fla. / Raines HS
95	Henry Pryor	DL	6-3	300	Sr.	Summerville, S.C. / Brevard College
96	Vanden Fehmerling	TE	6-4	225	Fr.	Chiefland, Fla. / Chiefland HS
97	Sherman Hart	DL	6-0	290	So.	Jacksonville, Fla. / Englewood HS
98	Dallas Anthony	LB	6-2	200	Fr.	Darien, Ga. / McIntosh County Aca.
98	Gavin Wilson	K/P	6-0	196	Jr.	Thomasville, Ga. / Thomas Co. Central

VALDOSTA STATE COACHING STAFF

Head Coach	Kerwin Bell (2nd Season)	Graduate Assistant / Quarterbacks	Kade Bell
Offensive Line	Jeremy Darveau	Graduate Assistant / Nickels & Quality Control	Craig Brodsky
Defensive Coordinator	Danny Verpaele	Graduate Assistant / Equipment Manager	Phillip Charter
Defensive Backs	David Rowe	Graduate Assistant / Defensive Line	TJ Jenkins
Defensive Line	Willie Tillman	Graduate Assistant / Wide Receivers	Andrew Robustelli
Running Backs/Special Teams	Kerry Webb	Graduate Assistant / Offensive Analyst	Trent Turknett

VALDOSTA STATE DEPTH CHART VS. MISSISSIPPI COLLEGE

OFFENSE

QUARTERBACK

12	Adam Robles	6'3	215	Jr.
16	Max Hughes	6'0	188	Fr.

RUNNING BACK

20	Jordan Germany	5'10	210	Sr.
5	Ron Johnson	5'11	205	Sr.

FULLBACK

36	Stewart Spence	5'11	220	Jr.
87	Kenny Henningsen	6'3	210	Fr.

WIDE RECEIVER

8	Desean Blair	6'4	190	Sr.
81	Travon Roberts	5'10	170	Fr.

WIDE RECEIVER

9	Tshumbi Johnson	5'11	194	Sr.
80	Jamarcus Tyson	6'3	202	So.

WIDE RECEIVER

1	Dallas Baldner	6'0	192	Sr.
84	Lio'ndre Gallimore	5'10	165	Fr.

LEFT TACKLE

57	Brandon Kemp	6'6	235	So.
72	Travion Wallace	6'6	275	Sr.

LEFT GUARD

55	Josh Allen	6'2	300	Jr.
77	Jacob Baker	6'6	349	So.

CENTER

69	Jeremy King	6'1	327	Jr.
61	JT Black	6'1	300	So.

RIGHT GUARD

78	Kevin Battle	6'3	337	Sr.
62	Austin White	6'3	312	So.

RIGHT TACKLE

71	Andrew Marshall	6'8	330	Sr.
76	Toa Lavatai	6'4	285	So.

DEFENSE

DEFENSIVE END

48	Alex Williams	6'0	235	Jr.
52	Jeff Stokes	6'0	235	Jr.

NOSE TACKLE

75	Joe Mozone	6'1	328	So.
97	Sherman Hart	6'0	290	Fr.

DEFENSIVE TACKLE

1	Guito Ervilus	6'4	260	Jr.
92	Jadavien Williams	6'2	255	Fr.

DEFENSIVE END

11	Josh Ealy	6'4	230	Sr.
93	Iseoluwapo Jegede	6'6	245	Jr.

MIKE LINEBACKER

6	Malik Slater	6'0	232	Sr.
45	David Brown	6'0	220	Sr.

WILL LINEBACKER

9	Sharmaine Washington	6'0	225	Sr.
34	Stephon Williams	6'1	225	So.

CORNERBACK

15	Steve Durosier	6'0	185	Jr.
8	Donte Taylor	5'10	160	Sr.

CORNERBACK

28	Raymond Palmer	5'9	188	Sr.
21	Terrance Bryant	6'2	215	Sr.

STRONG SAFETY

13	John Marvin	6'1	200	Sr.
33	Gaughf Ivey	5'11	186	Sr.

FREE SAFETY

14	Brandon Roe	6'1	195	Sr.
29	Decary Croaker	6'1	196	Fr.

FREE SAFETY

2	Andre Johnson	5'11	191	Sr.
31	J'Voski Bartee	6'0	154	Fr.

SPECIAL TEAMS

PLACEKICKER / KICKOFF

41	Andrew Gray	6'0	165	Jr.
----	-------------	-----	-----	-----

PUNTER

98	Gavin Wilson	6'0	196	Jr.
----	--------------	-----	-----	-----

LONG SNAPPER

47	Brent Wildes	6'0	201	Sr.
----	--------------	-----	-----	-----

KICK RETURNER

4	Kenny Benjamin	5'7	178	Fr.
26	Jairus Jones	6'1	189	Fr.
10	Stephen Denmark	6'4	210	Jr.



VALDOSTA STATE STATISTICS

RUSHING	GP	Att	Gain	Loss	Net	Avg	TD	Long	Avg/G
Wells, Rogan	4	44	236	19	217	4.9	1	17	54.3
Johnson, Ron	4	31	141	6	135	4.4	1	18	33.7
Germany, Jordan	4	24	123	2	121	5.0	0	28	30.3
Johnson, Isaiah	4	19	77	12	65	3.4	0	31	16.3
Hollingshed, Cedric	1	5	51	0	51	10.2	0	14	51.0
Robles, Adam	4	6	35	14	21	3.5	1	15	5.3
Benjamin, Kenny	4	4	28	8	20	5.0	0	13	5.0
Ealy, Josh	4	1	10	0	10	10.0	0	10	2.5
Merine, Marik	4	1	6	0	6	6.0	0	6	1.5
Butler, Dondre	1	1	5	0	5	5.0	0	5	5.0
Saunds, Brian	4	1	0	0	0	0.0	0	0	0.0
Gallimore, Lio'undre	2	1	0	8	-8	-8.0	0	0	-4.0
Team	3	3	0	9	-9	-3.0	0	0	-3.0
TOTAL	4	141	712	78	634	4.5	3	31	158.5
Opponents	4	172	829	116	713	4.1	7	47	178.3

PASSING	GP	Effic	Cmp-Att-Int	Pct	Yds	TD	Long	Avg/G
Wells, Rogan	4	94.97	40-79-2	50.6	386	2	31	96.5
Robles, Adam	4	87.36	37-77-4	48.1	377	2	37	94.3
TOTAL	4	91.21	77-156-6	49.4	763	4	37	190.8
Opponents	4	128.81	62-111-3	55.9	839	5	61	209.8

RECEIVING	GP	Rec	Yds	Avg	TD	Long	Avg/G
Baldner, Dallas	4	18	151	8.4	1	20	37.8
Roberts, Travon	3	7	129	18.4	0	37	43.0
Benjamin, Kenny	4	6	80	13.3	0	24	20.0
Saunds, Brian	4	9	76	8.4	2	20	19.0
Tyson, Jamarcus	3	3	62	20.7	0	25	20.7
Johnson, Ron	4	5	44	8.8	0	22	11.0
Blair, De'Sean	4	4	37	9.3	1	18	9.3
Hollingshed, Cedric	1	2	34	17.0	0	23	34.0
Spence, Stewart	4	3	30	10.0	0	17	7.5
Johnson, Tshumbi	4	3	29	9.7	0	11	7.3
Germany, Jordan	4	7	22	3.1	0	16	5.5
Leach, Austin	3	2	21	10.5	0	12	7.0
Johnson, Isaiah	4	3	17	5.7	0	10	4.3
Slater, Malik	4	1	10	10.0	0	10	2.5
Gallimore, Lio'undre	2	2	8	4.0	0	8	4.0
Merine, Marik	4	1	7	7.0	0	7	1.8
Lilly, Troy	1	1	6	6.0	0	6	6.0
TOTAL	4	77	763	9.9	4	37	190.8
Opponents	4	62	839	13.5	5	61	209.8

SCORING	TD	FG	Kick	Rush	Rcv	DXP	Pass	Saf	Pts
Gray, Andrew	0	3	8	0	0	0	0	0	17
Saunds, Brian	2	0	0	0	0	0	0	0	12
Baldner, Dallas	1	0	0	0	0	0	0	0	6
Johnson, Ron	1	0	0	0	0	0	0	0	6
Blair, De'Sean	1	0	0	0	0	0	0	0	6
Ealy, Josh	1	0	0	0	0	0	0	0	6
Robles, Adam	1	0	0	0	0	0	0	0	6
Marvin, John	1	0	0	0	0	0	0	0	6
Wells, Rogan	1	0	0	0	0	0	0	0	6
Jackson, Barry	1	0	0	0	0	0	0	0	6
Team	0	0	0	0	0	0	0	1	2
TOTAL	10	3	8	0	0	0	0	1	79
Opponents	14	8	12	0	0	0	0	0	120

PUNT RET.	No.	Yds	Avg	TD	Long
Jones, Jairus	2	43	21.5	0	0
Baldner, Dallas	4	22	5.5	0	17
Jackson, Barry	0	9	Infinity	1	9
TOTAL	6	74	12.3	1	17
Opponents	7	89	12.7	0	52

KICK RET.	No.	Yds	Avg	TD	Long
Benjamin, Kenny	15	304	20.3	0	47
Baldner, Dallas	1	23	23.0	0	23
Leach, Austin	1	23	23.0	0	23
Jones, Jairus	1	21	21.0	0	21
Roberts, Travon	1	21	21.0	0	21
Johnson, Tshumbi	1	0	0.0	0	0
TOTAL	20	392	19.6	0	47
Opponents	13	298	22.9	0	40

INTERCEPTIONS	No.	Yds	Avg	TD	Long
Roe, Brandon	1	37	37.0	0	37
Marvin, John	2	15	7.5	1	15
TOTAL	3	52	17.3	1	37
Opponents	6	172	28.7	2	75

FUMBLE RET.	No.	Yds	Avg	TD	Long
Total	2	50	25.0	--	38
Opponents	0	0	0.0	--	--

TOTAL OFFENSE	GP	Rush	Pass	Total	Avg/G
Total	4	634	763	1397	349.3
Opponents	4	713	839	1552	388.0

WEST FLORIDA STATISTICS

2017 SCHEDULE

Date	Opponent	Location	Time/Result	Record
09.02	at Albany State	Albany, Ga.	L, 12-29	0-1, 0-0
09.09	vs. Fort Valley State	Waycross, Ga.	CANCELED	0-1, 0-0
09.16	North Alabama*	Valdosta, Ga.	L, 24-30	0-2, 0-1
09.23	at West Florida*	Pensacola, Fla.	W, 30-19	1-2, 1-1
09.30	BYE WEEK			
10.07	at West Georgia*	Carrollton, Ga.	L, 13-42	1-3, 1-2
10.14	Mississippi College*	Valdosta, Ga.	6:00 pm	
10.21	at Delta State*	Cleveland, Miss.	6:00 pm	
10.28	Florida Tech*	Valdosta, Ga.	6:00 pm	
11.04	West Alabama*	Valdosta, Ga.	2:00 pm	
11.11	at Shorter*	Rome, Ga.	12:30 pm	

* Gulf South Conference Games

ALL PURPOSE	GP	Rush	Rcv	PR	KR	IR	Total	Avg/G
Total	4	634	763	74	392	52	1915	478.8
Opponents	4	713	839	89	298	172	2111	527.8

FIELD GOALS	Made-Att	Pct	0-29	30-39	40+	Long	Blkd
Andrew Gray	3-6	50.0	2-3	1-2	0-1	37	0

PUNTING	No.	Yards	Avg	Long	TB	FC	I20	50+	Blkd
Wilson, Gavin	18	722	40.1	54	0	7	3	1	0
Wells, Rogan	1	40	40.0	40	1	0	0	0	0
TOTAL	19	762	40.1	54	1	7	3	1	0
Opponents	18	579	32.2	59	2	4	6	1	2

KICKOFFS	No.	Yards	Avg	TB	OB	Retn	Net	YdLn
Gray, Andrew	15	929	61.9	1	0			
Totals	15	929	61.9	1	0			
Opponents	24	1406	58.6	3	1			

TACKLES	GP	Solo	Ast	Total	Avg/G
Slater, Malik	4	16	22	38	9.5
Washington, Sharmaine	4	14	19	33	8.3
Roe, Brandon	4	15	10	25	6.3
Palmer, Raymond	4	18	4	22	5.5
Ervilus, Guito	4	9	9	18	4.5
Ealy, Josh	4	10	7	17	4.3
Mozone, Joseph	4	5	12	17	4.3
Total	4	159	139	298	74.5
Opponents	4	168	81	249	62.3

FOR LOSS	GP	TFL	Yds	Sacks	Yds
Ervilus, Guito	4	5.0	17	4.0	16
Ealy, Josh	4	2.5	14	0.5	1
Mozone, Joseph	4	2.5	8	--	--
Williams, Stephon	4	2.0	5	1.0	2
Palmer, Raymond	4	2.0	6	--	--
Total	4	24.0	89	8.0	33
Opponents	4	24.0	88	4.0	21

PASS DEFENSE	GP	INT	YDS	BU	PD
Marvin, John	4	2	15	1	3
Roe, Brandon	4	1	37	0	1
Derosier, Steve	3	--	--	4	4
Johnson, Andre	4	--	--	3	3
Totals	4	3	52	12	15
Opponents	4	6	172	14	20

MISCELLANEOUS	GP	FR	YDS	FF	BLK
Ealy, Josh	4	1	38	1	0
Washington, Sharmaine	4	1	12	0	0
Slater, Malik	4	1	0	1	0
Williams, Stephon	4	1	0	0	0
Jones, Jairus	3	1	0	0	2
Derosier, Steve	3	--	--	1	0
Jegade, Iseoluwapo	4	--	--	0	1
Totals	4	5	50	3	3
Opponents	4	2	0	2	0



ROBINSON-HALE STADIUM

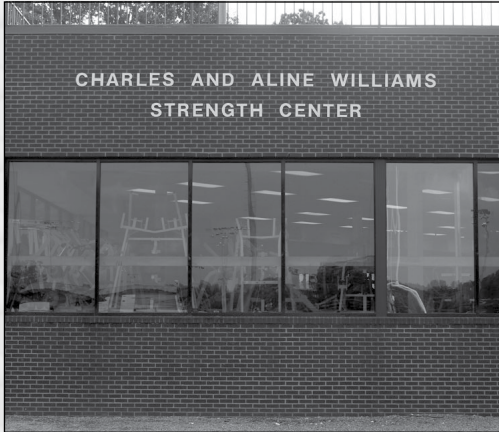
The Choctaws play their home football games in the friendly confines of Robinson-Hale Stadium located in Clinton, MS. The facility boasts one of the largest seating capacities in all of Division II holding 8,500 people. Mississippi College is routinely ranked among the top ten teams in the country in average attendance each season. The Choctaws ranked as high as 8th in the nation in average attendance in Division III and averaged nearly 5,000 fans per game in the 2015 season.

The synthetic surface was installed by Sprinturf, the same company who used by the Philadelphia Eagles and Tennessee Titans of the National Football League. Robinson-Hale Stadium was opened during the 1985 season. The first game ever in the facility found the Choctaws blasting Jacksonville State 50-3. In the Dedication Game two weeks later, the Choctaws edged past Livingston University 14-7.

The stadium honors two men who helped establish Mississippi College football tradition. Stanley L. Robinson gave 36 years of service to the College as head coach and athletic director. Edwin (Goat) Hale, a football legend, was an outstanding offensive back and was the first back in Mississippi history to be named to the National Football Foundation Hall of Fame.

The track was added in 2006 giving MC one of the nicest facilities in the country. The total renovation project totaled more than one million dollars and was named after Dr. James E. Parkman who provided the lead gift for the project. The track complex features an eight-lane track, four long jump and triple jump areas, crushed stone shot put sector, steeple chase, large high jump area, dual reception pole vault and a separate discus, hammer and javelin area.





WILLIAMS STRENGTH CENTER

Mississippi College boasts one of the premier strength facilities in the country among Division II universities. The Charles and Aline Williams Strength Center has more than 5,000 square feet of working area and provides Choctaw athletes with top of the line equipment necessary to the success of an athletics program.

The facility was originally furnished with state of the art strength equipment made possible by the donation of Mrs. Aline Williams in memory of her husband Charles H. Williams.

The strength center contains the latest and best equipment such as Hammer strength equipment, three power clean platforms, rubberized dumbbells for Olympic lifts, three squat racks, cardiovascular equipment, and numerous other machines for use by all Mississippi college student athletes.

The strength center is located adjacent to Robinson- Hale stadium and provides a deck overlooking the football field for recruiting visits. The field can also be seen from inside the weight room with wall to wall windows on three sides of the facility.

