



# MISSISSIPPI COLLEGE

## 2015 FOOTBALL GAME NOTES

GAME ONE <<< SEP. 5, 2015 <<< 7:00 PM <<< CLINTON, MISS. <<< ROBINSON-HALE STADIUM

# MISSISSIPPI COLLEGE (0-0) VS. TEXAS COLLEGE (0-0)

### THE MATCHUP

MISSISSIPPI COLLEGE

VS

TEXAS COLLEGE



### THE BASICS

**Head Coach:** John Bland  
(Arkansas, 1989)  
**Career Record:** 76-35 (10 Yrs)  
**Record at MC:** 1-9 (1 Yr)

**Head Coach:** Gregory Ruffin  
(Lane College)  
**Career Record:** 2-8 (1 Yr)  
**Record at TC:** 0-0 (1st Yr)

**2014 Record:** 1-9, 0-7 GSC  
**2014 Rank:** NR  
**2014 Points/Gm:** 14.8  
**2014 Points All./Gm:** 41.5  
**2014 Rush Yds/Gm:** 171.9  
**2014 Rush TD's:** 14  
**2014 Pass Yds/Gm:** 71.2  
**2014 Pass TD's:** 3  
**2014 Total Off./Gm:** 243.1  
**2014 Total Def./Gm:** 521.1

**2014 Record:** 1-10, 1-4 CSFL  
**2014 Rank:** NR  
**2014 Points/Gm:** 6.6  
**2014 Points All./Gm:** 56.8  
**2014 Rush Yds/Gm:** 69.9  
**2014 Rush TD's:** 4  
**2014 Pass Yds/Gm:** 135.0  
**2014 Pass TD's:** 6  
**2014 Total Off./Gm:** 204.9  
**2014 Total Def./Gm:** 509.0

### ACTIVE STATISTICAL LEADERS

**RUSHING**  
#3 Chris Ingram  
(141-569, 5 TD, 56.9 ypg)  
**PASSING**  
#7 Kyle Smith  
(19-54, 269 yds, 35.2%  
2 TD, 1 INT, 26.9 ypg)  
**RECEIVING**  
#2 James Banks  
(6-94, 1 TD, 9.4 ypg)  
**DEFENSE**  
#23 Reggie Bennett  
(97 tkls, 63 Solo, 6 PD)

**RUSHING**  
#1 Phillip Callier  
(45-288, 2 TD, 26.2 ypg)  
**PASSING**  
#12 Milton Harper  
(68-164, 775 yds, 41.5%  
3 TD, 12 INT, 86.1 ypg)  
**RECEIVING**  
#18 Bradford Lewis  
(37-431, 2 TD, 43.1 ypg)  
**DEFENSE**  
#47 Jake Evans  
(50 tkls, 4.5 TFL, 1.0 Sacks)

### INSIDE THE SERIES

**Overall** First Meeting  
**In Clinton** First Meeting  
**In Tyler** First Meeting  
**Current Streak** First Meeting

**Last Meeting**  
First Meeting

**Last Meeting in Clinton**  
First Meeting

**Last MC Win in the Series**  
First Meeting

**MC All-Time Record:**  
478-422-36

### ATHLETICS COMMUNICATIONS STAFF

**David Nichols** Assistant Athletic Director for Athletic Communications Phone: 601-925-3234 EMail: Nichols@mc.edu  
**Kyle Lewis** Assistant Sports Information Director Phone: 601-925-7890 EMail: KLewis1@mc.edu  
**Christy Wyne** Sports Information Graduate Assistant Phone: 601-925-3234 EMail: Wyne@mc.edu

### THE TEXAS COLLEGE GAME...

- Saturday's game is the first-ever meeting between MC and Texas College.  
- The Choctaws are 69-81-1 all-time against teams from the State of Texas.  
- MC is 49-50-4 all-time in season openers.  
- This will be the first time MC has opened a season against anyone besides Millsaps or Belhaven since the 2005 season against Sul Ross State.

### WHAT HAPPENED LAST WEEK...

- This is the 2015 season-opener for the Choctaws.  
- They have not played since a 27-3 loss to Delta State on November 15, 2014.  
- The Choctaws dominated the time of possession in Cleveland, holding onto the ball for nearly 38 minutes, including a 16-play, 74-yard drive that took up 10:29 of the second quarter.  
- Junior Hunter Estess nailed a 27-yard field goal to close out the first half, cutting DSU's lead to 10-3 at the break.  
- MC rushed for 256 total yards, led by freshman quarterback Kyle Smith, who tallied a career-high 128 yards on 17 carries.  
- Sophomore Reggie Bennett closed out a stellar year with 17 tackles, including 12 solo stops in the game. He finished the year with 97 total tackles to lead the team.

### RETURNING ALL-AMERICANS...

- The Choctaws return four players that were named to the National Christian College Athletic Association All-American list.  
- Senior Chris Ingram led the team with 569 rushing yards on 141 carries, also tallying five rushing touchdowns. He had a season-high 100 rushing yards and two scores in the win over University of Faith.  
- Senior Jamaal White was named an All-American after anchoring an offensive line that ran for 1,719 yards and 14 scores in 2014.  
- Junior Reggie Bennett was the team's Defensive MVP after leading the squad with 97 tackles and six pass breakups.  
- Sophomore Matthew Turcotte set an MC single-season record, averaging 43.5 yards per punt in 2014. He also averaged over 50 yards per punt against West Alabama.  
- The Choctaws are ineligible for GSC postseason honors due to the reclassification process.

### GSC SCHEDULE...

**SEPTEMBER 3RD**  
Fort Valley State at Delta State 6:00 pm

**SEPTEMBER 5TH**  
West Georgia at Catawba 1:30 pm  
Faith at Shorter 1:30 pm  
Stillman at West Alabama 6:00 pm  
Texas College at Mississippi College 7:00 pm  
Newberry at Florida Tech 7:00 pm  
Valdosta State at Albany State 7:00 pm

**SEPTEMBER 6TH**  
Miles vs. North Alabama 6:00 pm

### 2015 SCHEDULE & RECORD

<b>OVERALL RECORD</b>	<b>0-0</b>
<b>GSC</b>	<b>0-0</b>
<b>NON-CONFERENCE</b>	<b>0-0</b>
<b>HOME</b>	<b>0-0</b>
<b>AWAY</b>	<b>0-0</b>

### THE SCHEDULE

Date	Opponent	Time/Result
Sep. 5	Texas College	7:00 pm
Sep. 12	at North Alabama* <sup>A</sup>	6:00 pm
Sep. 19	Belhaven	7:00 pm
Sep. 26	at McNeese State	6:00 pm
Oct. 3	Shorter*	7:00 pm
Oct. 17	at Valdosta State*	1:00 pm
Oct. 24	Florida Tech* (HC)	3:00 pm
Oct. 31	West Georgia*	3:00 pm
Nov. 7	at West Alabama*	2:00 pm
Nov. 14	Delta State* <sup>A</sup>	3:00 pm

\* Gulf South Conference Game  
<sup>A</sup> Game on GSC-TV and ESPN3  
(HC) Homecoming  
All Times Central

### ONE MORE YEAR

On September 6, 2013, the NCAA Membership Committee overturned an earlier decision to pave the way for acceptance into the Division II membership process for Mississippi College. With the ruling, MC will head back to the Gulf South Conference, a league they belonged to from 1972-1995. MC will not immediately be eligible for NCAA championships in Division II, going through two years of candidacy period (2013-15) and one year of provisional membership (2015-16). On July 17, 2015, Mississippi College was notified that they will advance to the provisional membership year and are one year away from full membership. The Choctaws will be a full member of Division II and the Gulf South Conference beginning with the 2016-17 academic year.

"This is a great day for Mississippi College athletics. Words cannot express how appreciative I am of the hard work of our staff, as well as the MC administration. This is a true testament to the quality of people we have working at this fine institution." - Athletic Director Mike Jones (7/17/15)

### HALFTIME SHOW

At halftime of today's game, we will recognize the 1976 Mississippi College Track & Field Team that won the school's first-ever Gulf South Conference championship. The team will come out on the field and receive their championship rings for the 1976 season. Scheduled to join the halftime presentation will be Woody Barnett, Steve Campbell, Lawrence Funches, Robert Hill, Ricky McPhail, Robert Stewart, James Trimble, Bobby Waterbury and Jerry Williams.

### FOLLOW US



@ChoctawSports  
@GoChoctawsFB



ChoctawSports



@ChoctawSports



ChoctawSports

## MISSISSIPPI COLLEGE QUICK FACTS

School	Mississippi College
Location	Clinton, MS 39058
Founded	1826
Enrollment	5,008
Nickname	Choctaws
School Colors	Navy Blue and Old Gold
Stadium	Robinson-Hale Stadium
Capacity	8,500
Surface	EnviroMax by EnviroTurf
Affiliation	NCAA DII
Conference	Gulf South Conference
President	Dr. Lee G. Royce
Athletic Director	Mike Jones
Senior Woman's Administrator	Susan Musselwhite
Faculty Athletic Representative	Dr. Tom Williams
School Website	www.mc.edu
Athletics Website	www.gochoctaws.com
Athletic Dept. Phone	601-925-3341

## MC ATHLETICS COMMUNICATIONS

Assistant A.D. for Athletic Communications	David Nichols
E-Mail	Nichols@mc.edu
Office Phone	601-925-3234
Cell Phone	769-798-7143
SID Fax	601-925-3344
Assistant Sports Information Director	Kyle Lewis
Assistant E-Mail	KLewis1@mc.edu
Graduate Assistant	Christy Wyne
Graduate Assistant E-Mail	Wyne@mc.edu
SID Mailing Address	200 S. Capitol St. Clinton, MS 39056
Twitter	@ChoctawSports
Instagram	@ChoctawSports
Facebook	ChoctawSports
YouTube	youtube.com/gochoctaws

## MEDIA INFORMATION

### INTERVIEW REQUESTS

To request an interview with Coach Bland or any assistant coaches, do so by contacting the SID via email or by phone at 601-925-3234. Coaches are available to the media but not during practice. Once practice is completed, all requests can be filled.

On Choctaw game days, coaches and players are available following a ten minute cooling off period. No interviews can be conducted on game days prior to the game.

Phone interviews with players and coaches are also possible by contacting the SID. The best time to request a player or coach for a phone interview is in the morning.

### OFFICE OF ATHLETIC COMMUNICATIONS

The Mississippi College Office of Athletic Communications and Sports Information is located in the Moody Adams Field House, adjacent to Robinson-Hale Stadium.

### MESSAGE TO THE MEDIA

We hope that this publication is useful to you as you cover Mississippi College football this season. All efforts have been made to include information within these pages that you might find useful in covering the Choctaws.

If further information is needed then please don't hesitate to contact me directly so that request can be made.

Also be aware that all Choctaw home games and most MC home athletic events are digitally photographed, and photographs are immediately available upon request.

We appreciate all of your efforts to cover the Choctaws and we look forward to working with you this season.

Sincerely,

David Nichols, Assistant Athletic Director for Athletic Communications and Sports Information

### MEDIA SERVICES

Pre-game notes or media guides are available upon request. Game notes are released electronically on the Mississippi College website, periodically. They are also distributed to the media through email.

### CREDENTIAL REQUESTS

To request a credential or interview, do so by contacting the SID via email (nichols@mc.edu) or by phone at 601-925-3234. Credentials must be requested 24 hours in advance.

## 2015 MISSISSIPPI COLLEGE FOOTBALL SCHEDULE

DATE	OPPONENT	SITE	TIME	SERIES
SEPT. 5	 TEXAS COLLEGE STEERS	CLINTON, MISS. Robinson-Hale Stadium	7:00 pm	First Meeting
SEPT. 12	 NORTH ALABAMA LIONS	FLORENCE, ALA. Braly Municipal Stadium	6:00 pm	UNA Leads 15-14-2
SEPT. 19	 BELHAVEN BLAZERS	CLINTON, MISS. Robinson-Hale Stadium	7:00 pm	MC Leads 3-2
SEPT. 26	 MCNEESE STATE COWBOYS	LAKE CHARLES, LA. Cowboy Stadium	6:00 pm	MSU Leads 2-0
OCT. 3	 SHORTER HAWKS	CLINTON, MISS. Robinson-Hale Stadium	7:00 pm	SU Leads 1-0
OCT. 17	 VALDOSTA STATE BLAZERS	VALDOSTA, GA. Bazemore-Hyder Stadium	1:00 pm	MC leads 8-6-1
OCT. 24	 FLORIDA TECH PANTHERS	CLINTON, MISS. Robinson-Hale Stadium	3:00 pm	FIT Leads 1-0
OCT. 31	 WEST GEORGIA WOLVES	CLINTON, MISS. Robinson-Hale Stadium	3:00 pm	MC Leads 8-5
NOV. 7	 WEST ALABAMA TIGERS	LIVINGSTON, ALA. Tiger Stadium	2:00 pm	UWA Leads 20-19-2
NOV. 14	 DELTA STATE STATESMEN	CLINTON, MISS. Robinson-Hale Stadium	3:00 pm	DSU leads 18-15-2

## ON THIS DATE (SEPTEMBER 5)

Mississippi College football is 1-1 all-time on September 5th in their 103-year history. Check out the results:

September 5, 1992	at Northwestern State	L, 6-27
September 5, 2009	Millsaps	W, 47-44

## AGAINST TEAMS FROM THE STATE

The Choctaws are 69-81-1 all-time against 15 schools from the State of Texas. Check out the results:

Abiene Christian	1-0	1.000	McMurry	7-8	.467
Austin College	10-9-1	.525	Northwood Institute	1-0	1.000
Baylor	0-2	.000	Stephen F. Austin	2-0	1.000
East Texas Baptist	6-10	.375	Sul Ross State	15-3	.833
Hardin-Simmons	4-14	.222	Texas A&M-Kingsville	3-1	.750
Howard Payne	6-12	.333	Texas Lutheran	9-7	.563
Lamar	1-1	.500	West Texas State	2-0	1.000
Mary Hardin-Baylor	2-14	.125	<b>Totals (151 Gms)</b>	<b>69-81-1</b>	<b>.460</b>

## TOUGHEST LEAGUE IN THE NATION

The Gulf South Conference is one of the toughest leagues in all of NCAA Division II year after year. In 2014, four teams from the league qualified for the 32-team national tournament with West Georgia advancing to the semi-finals after finishing 3rd in the final conference standings.

In 2015, UWG (#4), Delta State (#14), North Alabama (#15) and Valdosta State (#16) are all highly ranked by the American Football Coaches Association. In the D2Football.com poll, West Georgia (#3), DSU (#11), UNA (#13) and VSU (#15) are all top-15 teams.

## SEASON OPENER HISTORY

The Choctaws have played 103 season openers in their history and are 49-50-4 all-time. MC has won four straight season openers on three occasions with the most recent coming from 1960-63. Their most recent lengthy streak came with three straight victories from 2009-11.

The Choctaws have lost three straight to begin a season, including a 32-14 defeat to Belhaven to open the 2014 campaign. The longest streak in school history came with four straight from 1970-73.

Since 2000, the Choctaws have played 14-of-15 season openers against either Millsaps or Belhaven with 13 contests coming against the Majors. The game against Texas College will be the first to open a year against anyone but those two schools since 2005 (Sul Ross State).

## FOLLOW THE ACTION LIVE

All 10 of MC's football games can be heard live on WHJT Star 93.5 FM with pre-game shows beginning 30 minutes prior to kick-off. Live video will be available for all four MC home games, including ESPN3 coverage of the Choctaws' games against North Alabama (Sept. 12) and Delta State (Nov. 14). Live audio of all 10 games can also be accessed by going to the MC Athletics portal provided by Stretch Internet.

You can also follow live updates on the MC Athletics Twitter account by following @ChoctawSports or @GoChoctawsFB. Look for post-game recaps and photo galleries on our Facebook page by searching ChoctawSports. We also invite you to follow us on Instagram for photos from each of our 17 intercollegiate sports.



## ■ 2014 STATISTICS COMPARISON

MC	OPPONENT	CATEGORY	TC	OPPONENT
14.8	41.5	Scoring	6.6	56.8
13.2	28.4	First Downs/Gm	12.0	22.5
171.9	273.1	Rushing Yards/Gm	69.9	292.2
14	27	Rushing TD's	4	47
71.2	248.0	Passing Yards/Gm	135.0	216.8
3	27	Passing TD's	6	31
243.1	521.1	Total Offense/Gm	204.9	509.0
16.3	20.1	Kick Return Avg	15.6	18.2
2.6	11.0	Punt Return Avg	6.7	18.3
22-14	14-9	Fumbles-Lost	6-4	6-2
40-33.8	81-78.6	Penalties-Yards/Gm	71-54.3	82-72.9
35.6	32.3	Net Punt Avg	30.3	37.1
28:56	31:04	Time of Possession	27:21	32:39
32-123 (26%)	63-124 (51%)	3rd Down Pct	N/A (22%)	N/A (49%)
7-19 (37%)	13-22 (59%)	4th Down Pct	N/A (30%)	N/A (60%)
15-96	11-70	Sacks-Yards	8-36	44-294
20	56	Touchdowns Scored	10	90
3-6	10-14	Field Goals-Attempts	2-2	2-2
14-19 (74%)	51-62 (82%)	Red Zone Scores	N/A	N/A
11-19 (58%)	42-62 (68%)	Red Zone Touchdowns	N/A	N/A

## ■ 2014 INDIVIDUAL STATISTICS

### MISSISSIPPI COLLEGE (RETURNERS)

Rushing	Att.	Yds.	Avg.	TD	Lg	Avg/G
Chris Ingram	141	569	4.0	5	54	56.9
Kyle Smith	102	401	3.9	6	55	40.1
James Banks	16	171	10.7	0	42	17.1
Therion Robinson	35	57	1.6	0	11	8.1

Passing	Att.	Comp.	Pct.	Yds.	Lg	TD/Int.
Kyle Smith	49	19	35.2	269	62	2/1

Receiving	Rec.	Yds.	Avg.	TD	Lg	Avg/G
James Banks	6	94	15.7	1	33	9.4
Therion Robinson	4	35	8.8	0	19	5.0
Chris Ingram	4	17	4.2	0	13	1.7
Darius Youngblood	3	13	4.3	0	11	1.4

Field Goals	Made-Att	Pct.	Long	Blkd
Tyler Poe	0-1	.000	0	0
Hunter Estess	3-5	.600	37	1

Punting	No.	Yds.	Avg.	Lg	I20	50+
Matthew Turcotte	38	1652	43.5	61	10	11
Tyler Poe	14	537	38.4	64	5	1

Punt Returns	No.	Yds.	Avg.	TD	Lg
Chris Manning	3	5	1.7	0	5

KO Returns	No.	Yds.	Avg.	TD	Lg
Chris Ingram	24	428	17.8	0	47
Therion Robinson	3	53	17.7	0	21

Scoring	TD	FG	PAT	Saf	Pts.
Kyle Smith	6	0-0	0-0	0	36
Chris Ingram	5	0-0	0-0	0	30
Tyler Poe	0	0-1	19-20	0	19
Hunter Estess	0	3-5	0-0	0	9
James Banks	1	0-0	0-0	0	6

Defense	UT-AT	TT	TFL	Other
Reggie Bennett	63-34	97	--	6 PBU
Kaleb Coleman	35-31	66	3.5-5	1 Sack, 1 FF
Seth McDonald	19-28	47	2.5-9	1 Sack, 1 FF
Chris Manning	23-14	37	--	2 INT, 5 PBU
Lazarus Shelby	24-11	35	6.0-31	2 Sacks, 1 FF
Chris Ori	14-11	25	--	--
D'Andre Coleman	12-9	21	1.0-2	2 PBU
Darryl Johnson	11-8	19	1.0-4	4 PBU
Cliff Collins	11-6	17	1.0-1	--
Matthew Graham	8-8	16	--	1 FF
Tyler Slaughter	11-4	15	3.0-4	2 FR, 1 FF
Trace Lane	7-6	13	--	--
Alexander Greer	7-5	12	--	1 FR

### TEXAS COLLEGE

Rushing	Att.	Yds.	Avg.	TD	Lg	Avg/G
Phillip Callier	45	288	6.4	2	44	26.2
Cory Sherman	65	218	3.4	0	60	24.2
Edward Burns	65	181	2.8	1	31	16.5
Curtez Griffin	65	64	1.0	1	24	7.1

Passing	Att.	Comp.	Pct.	Yds.	Lg	TD/Int.
Milton Harper	164	68	41.5	775	40	3/12
Curtez Griffin	107	49	45.8	577	61	2/7

Receiving	Rec.	Yds.	Avg.	TD	Lg	Avg/G
Bradford Lewis	37	431	11.6	2	51	43.1
Phillip Callier	26	280	10.8	1	57	25.5
Ja'Marius Allen	20	331	16.6	2	61	33.1
Terence Carr	11	175	15.9	0	33	25.0

Field Goals	Made-Att	Pct.	Long	Blkd
Erick Triqueros	2-2	1.000	49	0

Punting	No.	Yds.	Avg.	Lg	I20	50+
Jake Evans	47	1439	30.6	55	--	--
Curtez Griffin	12	450	37.5	47	--	--
Katta Dobayou	12	244	20.3	53	--	--

Punt Returns	No.	Yds.	Avg.	TD	Lg
Phillip Callier	1	11	11.0	0	11

KO Returns	No.	Yds.	Avg.	TD	Lg
Ja'Marius Allen	14	292	20.9	0	--
Phillip Callier	11	179	16.3	0	--

Scoring	TD	FG	PAT	Saf	Pts.
Phillip Callier	3	0-0	0-0	0	18
Ja'Marius Allen	2	0-0	0-0	0	12
Bradford Lewis	2	0-0	0-0	0	12
Curtez Griffin	1	0-0	2-2	0	10

Defense	UT-AT	TT	TFL	Other
Jake Evans	18-32	50	4.5-16	1 Sack
Michael Lazard	21-28	49	2.5-8	--
Brian White	25-21	46	1.0-2	1 FR
Austin Long	22-20	42	3.5-16	1 Sack, 1 FR
Tyrone Gonzalez	23-18	41	2.0-2	--
Justin Herman	11-29	40	1.5-2	1 Sack
Cedric Butler	25-14	39	2.0-23	1 INT
Jeremy McMillan	17-21	38	2.5-36	--
Thaurean Trahan	13-24	37	0.5-1	1 FR
D'Marcus Limbrick	21-15	36	1.0-7	2 INT
Curtis Hunt	16-20	36	2.5-22	1 Sack
Dexter Harmon	12-20	32	1.5-4	1 Sack, 1 FR
Greg Medford	14-17	31	0.5-2	2 FR

## ■ THE SERIES

- This will be the first-ever meeting between Mississippi College and Texas College.
- The Choctaws are 69-81-1 all-time against teams from the State of Texas.
- MC is 49-50-4 all-time in season openers.
- This will be the first time MC has opened a season against anyone besides Millsaps or Belhaven since the 2005 season against Sul Ross State.

## ■ SERIES RESULTS

### FIRST-EVER MEETING

## ■ WHAT'S NEXT

**MISSISSIPPI COLLEGE AT #16 NORTH ALABAMA**  
**Saturday, September 12th, 2015 - 6:00 pm**  
**Braly Municipal Stadium - Florence, Ala.**

The Choctaws will hit the road to open Gulf South Conference play next Saturday as they travel to #16 North Alabama. It will be MC's first trip to Florence since September 17, 1994 when UNA picked up a 24-0 win on their way to the Division II national championship. The game will be featured on GSC-TV/ESPN3 as the GSC Game of the Week.



# JOHN BLAND

## HEAD COACH

### SECOND SEASON AT MISSISSIPPI COLLEGE UNIVERSITY OF ARKANSAS '89

On January 2, 2014, John Bland was announced as the 15th head football coach in Mississippi College history.

In his first season at MC, Bland led the Choctaws in their first season back in NCAA Division II and the Gulf South Conference. Five Choctaws were named to the National Christian College Athletic Association All-American list. The team rushed for 1,719 yards and 14 touchdowns in their first year running an option attack.

Bland came to Mississippi College after an eight-year career at the University of the Cumberlands in Williamsburg, Ky. He went 70-21 with five Mid-South Conference championships ('07, '08, '09, '10, '13). He was also named MSC Coach of the Year five times, while having 103 players earn all-conference selections in his tenure.

In 2013, the Patriots went 13-1 and advanced to the NAIA national championship game after being ranked #1 in the country for the final two weeks of the season. Cumberlands spent most of the season ranked as the #1 or #2 team in all of NAIA. The Patriots had one of the top offenses in the nation, leading all of NAIA in rushing offense (4,978 yards), rushing offense per game (355.6 ypg) and scoring (616 points). Cumberlands also led the nation in third-down conversion percentage (53.2%).

Prior to his time at Cumberlands, Bland spent five seasons as the quarterbacks coach at Rice University in Houston, Texas. In 2001, the Owls went 8-4, gaining the most wins at the school since the 1953 season. Rice ranked sixth in the nation in rushing in 2002, second in 2003 and led the country in 2004. The Owls' quarterbacks accounted for one-third of the team's rushing totals during that time and in 2003, his signal-caller was the first in school history to rush and pass for 2,000 yards in a career.

Before his five seasons at Rice, Bland coached at Division II Southern Arkansas University for seven years. He was an assistant coach from 1994-99 and was promoted to the head coach for the 2000 season. While with the Mulriders, the offense broke several school and conference records and led the Gulf South Conference in scoring in 1998 and 1999. In 1997, SAU won the GSC and were ranked 10th in the country.

Prior to his time at Southern Arkansas, Bland served as an assistant coach at Central High School in Columbia, Tenn. He was a graduate assistant under Pat Dye at Auburn University and served as a student assistant at the University of Arkansas following his playing career.

Bland was a four-year letterman at the University of Arkansas as a quarterback. While in Fayetteville, the Razorbacks went to four straight bowl games, making appearances in the Holiday, Liberty, Orange and Cotton Bowls. He was named a permanent captain for the 1988 Southwest Conference Champions that compete in the Cotton Bowl.

Coach Bland holds a master's degree in Kinesiology from Auburn University and a bachelor's degree, also in Kinesiology, from the University of Arkansas. Originally from Knoxville, Tennessee, Bland is a graduate of Farragut High School where he was an All-State recipient playing at the quarterback and defensive back positions.

Coach Bland and his wife, Candis, have three children, Shreve, Jade, and Bo.

## COACHING CAREER

YEAR	SCHOOL	POSITION
1989-90	University of Arkansas	Student Assistant
1991-92	Auburn University	Graduate Assistant
1992-93	Central HS (Columbia, Tenn.)	Assistant Coach
1994-99	Southern Arkansas University	Assistant Coach
2000	Southern Arkansas University	Head Coach
2001-05	Rice University	Assistant Coach
2006-13	University of the Cumberlands (Ky.)	Head Coach
2014-	Mississippi College	Head Coach

## HEAD COACHING RECORD

YEAR	SCHOOL	RECORD	NOTES
2000	Southern Arkansas	5-5	6th in GSC
2006	Cumberlands (Ky.)	6-4	T-2nd in MSC East
2007	Cumberlands (Ky.)	8-3	MSC East Champs, NAIA 1st Round
2008	Cumberlands (Ky.)	10-2	MSC East Champs, NAIA 2nd Round
2009	Cumberlands (Ky.)	9-2	MSC East Champs, NAIA 1st Round
2010	Cumberlands (Ky.)	7-4	MSC West Champs, NAIA 1st Round
2011	Cumberlands (Ky.)	7-3	T-2nd in MSC West
2012	Cumberlands (Ky.)	10-2	2nd in MSC East, NAIA 2nd Round
2013	Cumberlands (Ky.)	13-1	MSC East Champs, NAIA Nat'l Runner-Up
2014	Mississippi College	1-9	MC's 1st year back in Division II and GSC
<b>TOTAL</b>	<b>10 Seasons</b>	<b>76-35 (.685)</b>	<b>5 Conference Championships 6 NAIA Tournament Appearances</b>

GSC - Gulf South Conference | MSC - Mid-South Conference



■ 2015 MISSISSIPPI COLLEGE FOOTBALL COACHING STAFF



**Jay Bright**  
*Quarterbacks*



**Michael Collins**  
*Defensive Coordinator*



**Ricky Herzog**  
*Defensive Backs*



**Rod Smith**  
*Defensive Line*



**Edgar Weiser**  
*Offensive Line*



**Cory York**  
*Tight Ends*



**Kirk Bryant**  
*Graduate Assistant*



**Austin Gray**  
*Graduate Assistant*



**Cody McCallister**  
*Graduate Assistant*



**Paul Rasmussen**  
*Volunteer Assistant*



**Buck Covington**  
*Student Assistant*



**Connor Madigan**  
*Student Assistant*



**Jordan Robertson**  
*Student Assistant*


■ 2015 MISSISSIPPI COLLEGE FOOTBALL SUPPORT STAFF



**Debbie Gehris**  
*Administrative Assistant*



**Grady Turman**  
*Head of Transportation*



**Tim Yancy**  
*Equipment Manager*

■ 2015 ATHLETIC TRAINING STAFF



**Matt Verret**  
*Head Athletic Trainer*

Matt Verret is entering his ninth year as the head athletic trainer at Mississippi College. He is responsible for overseeing 17 different school-sponsored sports.

Verret received his Master of Science degree in Sports Administration at Mississippi State after receiving his undergraduate degree from Louisiana State University. He has worked with the athletic training staffs at MSU, LSU, the Chicago Bears and the Manning Passing Academy.



**Alicia Thornburg**  
*Asst. Athletic Trainer*

Alicia Thornburg is entering her fourth season as the assistant athletic trainer at Mississippi College. Prior to this position, she served two years as a graduate assistant.

She will be the main contact for women's soccer and men's and women's basketball. She earned her Bachelor of Science in Athletic Training from the University of Southern Mississippi in 2007.



**Hudson Byrnes**  
*Graduate Assistant*



**Wes Cross**  
*Graduate Assistant*



**Shaquinta Ickom**  
*Graduate Assistant*



National Athletic Trainers' Association

## ■ ROBINSON-HALE STADIUM

The Choctaws play their home football games in the friendly confines of Robinson-Hale Stadium located in Clinton, MS.


The facility boasts a seating capacity of 8,500 people. Mississippi College routinely ranked among the top ten teams in the country in Division III in average attendance each season. In 2011, MC ranked 11th nationally in attendance. The Choctaws ranked 4th nationally in attendance in 2009 with an average of over 5,000 fans per game after ranking 3rd nationally in 2008.

In the summer of 2014, Robinson-Hale Stadium installed an impressive addition of a new video board to serve as the scoreboard for the field. Live video coverage, along with replays, graphics and advertisements will go on the scoreboard, as well.

Robinson-Hale Stadium underwent an impressive renovation prior to the 2005 season that included the installation of a new state-of-the-art synthetic playing surface as well as surrounding track facility. The synthetic surface was installed by Sprinturf, the same company who used by the Philadelphia Eagles and Tennessee Titans of the National Football League. The track addition gives MC one of the nicest facilities in the state. The total renovation project totaled more than one million dollars and was made possible by the generosity of MC supporters.

Robinson-Hale Stadium was opened during the 1985 season. The first game ever in the facility found the Choctaws blasting Jacksonville State 50-3. In the Dedication Game two weeks later, the Choctaws edged past Livingston University 14-7.

The stadium honors two men who helped establish Mississippi College football tradition. Stanley L. Robinson gave 36 years of service to the College as head coach and athletic director. Edwin (Goat) Hale, a football legend, was an outstanding offensive back and was the first back in Mississippi history to be named to the National Football Foundation Hall of Fame.





## ■ CHARLES AND ALINE WILLIAMS STRENGTH CENTER

Mississippi College boasts one of the premier strength facilities in the country among Division II universities. The Charles and Aline Williams Strength Center has more than 5,000 square feet of working area and provides Choctaw athletes with top of the line equipment necessary to the success of an athletics program.

The facility was originally furnished with state of the art strength equipment made possible by the donation of Mrs. Aline Williams in memory of her husband Charles H. Williams. In 2014, the strength center underwent a renovation as new equipment was brought in throughout the building.

The strength center contains the latest and best equipment such as Hammer strength equipment, three power clean platforms, rubberized dumbbells for Olympic lifts, three squat racks, cardiovascular equipment, and numerous other machines for use by all Mississippi college student athletes.

The strength center is located adjacent to Robinson-Hale stadium and provides a deck overlooking the football field for recruiting visits. The field can also be seen from inside the weight room with wall to wall windows on three sides of the facility.



## ■ 2015 MISSISSIPPI COLLEGE FOOTBALL ROSTER VS. TEXAS COLLEGE

##	NAME	POS.	HT.	WT.	CL.-EXP.	HOMETOWN (PREVIOUS SCHOOL)
1	Raymond Cotton	QB	6'5	240	Sr.-Tr.	Fort Meade, Md. (Belhaven Univ.)
2	James Banks	RB	5'8	185	Sr.-1L	Violet, La. (Louisiana Tech Univ.)
3	Chris Ingram	RB	5'10	215	Sr.-1L	Southaven, Miss. (Itawamba CC)
4	Chris Manning	DB	5'11	195	So.-1L	Section, Ala. (Section HS)
5	Leon Cunningham	DB	6'0	185	Fr.-HS	Hernando, Miss. (Hernando HS)
6	Marcel Newson	WR	5'11	195	Jr.-Tr.	Coldwater, Miss. (Northwest Mississippi CC)
7	Kyle Smith	QB	6'1	200	So.-1L	Petal, Miss. (Petal HS)
8	Chris Lyles	DB	6'4	185	Jr.-Tr.	Jackson, Miss. (Hinds CC)
9	Malcolm Grant	WR	5'11	175	So.-Tr.	Vicksburg, Miss. (Alcorn State Univ.)
10	Keith Harison	DB	5'10	175	Fr.-HS	Dallas, Ga. (Paulding County HS)
11	Michael Hodges Jr.	WR	6'1	195	Jr.-Tr.	Aberdeen, Miss. (East Mississippi CC)
12	Walker Meadows	QB	6'0	205	Fr.-HS	Opelika, Ala. (Beauregard HS)
13	Sharone Wright	DB	5'11	175	Jr.-Tr.	Houston, Miss. (Itawamba CC)
14	Payton Gray	WR	5'10	170	Sr.-3L	Hoover, Ala. (Spain Park HS)
15	Rondaius Johnson	DB	5'9	175	Fr.-HS	Birmingham, Ala. (Spain Park HS)
16	Alizee Chubbs	RB	5'9	205	Rf.-HS	Powder Springs, Ga. (McEachern HS)
17	Trey Harris	DB	6'1	185	So.-1L	Smiths Station, Ala. (Smiths Station HS)
18	Rashad Turner	WR	6'4	195	Jr.-Tr.	Bruce, Miss. (Northeast Mississippi CC)
19	Da'Quan Lewis	DB	5'8	165	Fr.-HS	Daleville, Ala. (Enterprise HS)
20	Hayden Mezick	DB	6'0	180	Fr.-HS	Mobile, Ala. (St. Paul's Episcopal)
21	Darryl Johnson	DB	5'10	165	Jr.-1L	Navarre, Fla. (Choctawhatchee HS)
22	Josh Dixon	RB	5'8	190	Jr.-Tr.	Clinton, Miss. (Hinds CC)
23	Reggie Bennett	DB	5'11	165	Jr.-2L	Amite, La. (Amite HS)
24	Therion Robinson	RB	5'11	175	Jr.-2L	Fort Walton Beach, Fla. (Choctawhatchee HS)
25	D'Andre Coleman	DB	5'11	200	Sr.-2L	Lake Worth, Fla. (Kentucky Christian Univ.)
26	Quon Brand	RB	5'9	205	Jr.-Tr.	Houston, Miss. (Itawamba CC)
27	Tyler Slaughter	DB	5'8	190	Sr.-1L	Mound Bayou, Miss. (Mississippi Delta CC)
28	Colt Freeman	RB	5'10	190	Fr.-HS	Olive Branch, Miss. (Lewisburg HS)
29	Darius Youngblood	RB	5'5	190	Sr.-1L	Vicksburg, Miss. (Hinds CC)
30	Russell Welch	DL	6'0	250	Fr.-HS	Fayetteville, Ga. (Whitewater HS)
31	Cliff Collins	DB	6'0	200	Jr.-2L	Mesquite, Texas (Poteet HS)
32	Alex Johnson	LB	6'2	233	Jr.-Tr.	Greenwood, Miss. (Mississippi Delta CC)
33	Alexander Greer	LB	5'10	210	Jr.-2L	Southaven, Miss. (Tennessee-Martin)
34	Micah Bagley	DB	6'0	175	Fr.-HS	Hoover, Ala. (Hoover HS)
35	Mac Coleman	RB	5'10	210	Fr.-HS	Brewton, Ala. (T.R. Miller HS)
36	Seth McDonald	LB	5'8	195	Sr.-1L	Soso, Miss. (Jones County JC)
37	Moregan Sharp	RB	6'1	200	Fr.-HS	Helena, Ala. (Pelham HS)
38	Trace Lane	DB	5'10	190	Sr.-3L	Flora, Miss. (Tri-County Aca.)
39	Mike Hall	LB	6'0	220	Fr.-HS	Boynton Beach, Fla. (American Heritage Delray)
40	JaQarius Scott	DL	5'10	260	Jr.-Tr.	Meridian, Miss. (East Mississippi CC)
41	Hunter Estess	PK	5'9	200	Sr.-3L	Laurel, Miss. (West Jones HS)
42	Bennett Rimmer	RB	5'10	230	Sr.-2L	Bay St. Louis, Miss. (St. Stanislaus HS)
43	Chris Ori	LB	5'10	210	Jr.-2L	Lake Worth, Fla. (Park Vista HS)
44	Nathan Stevens	DL	6'2	230	Jr.-Tr.	French Camp, Miss. (East Central CC)
45	Joseph Patterson	LB	5'10	200	So.-1L	Jackson, Tenn. (Univ. School of Jackson)
46	Jordan Jones	DL	5'10	280	Jr.-2L	Cypress, Texas (Cypress Woods HS)
47	Grant Ingram	LB	6'1	200	Fr.-HS	Shreveport, La. (Captain Shreve HS)
48	R.J. Arnold	LB	5'11	225	Fr.-HS	Hoover, Ala. (Hoover HS)
49	Anthony Jackson	LB	6'2	210	Fr.-HS	Mound Bayou, Miss. (John F. Kennedy Memorial HS)
50	Kaleb Coleman	LB	5'11	210	So.-1L	Robertsdale, Ala. (Robertsdale HS)
51	Jamaal White	OL	6'0	260	Sr.-1L	De Kalb, Miss. (East Mississippi CC)
52	Carl Rainey Jr.	DL	6'0	230	Jr.-2L	Pascagoula, Miss. (Pascagoula HS)
53	Ronny Smith	OL	6'1	285	So.-1L	West Palm Beach, Fla. (American Heritage Delray)
54	Zach Thweatt	OL	6'1	280	So.-1L	Vanceleave, Miss. (Gautier HS)
55	Daivon Milan	OL	6'3	320	Jr.-Tr.	Olive Branch, Miss. (Northwest Mississippi CC)
56	Jonathan Young	DL	6'0	250	So.-Tr.	Meridian, Miss. (East Central CC)
57	Cody Madigan	OL	6'0	250	Jr.-1L	Long Beach, Miss. (Long Beach HS)
58	Krishun Cash	LB	6'0	225	Fr.-HS	Shreveport, La. (C.E. Byrd HS)
59	Josh Schweiger	LB	6'2	220	Fr.-HS	New Orleans, La. (John Curtis Christian)
62	Brady Brian	OL	6'1	275	Jr.-2L	Slaughter, La. (Silliman Institute)
64	Landon Dunham	OL	6'1	315	Sr.-1L	Brandon, Miss. (Hinds CC)
70	David Hendershot	OL	6'2	300	Jr.-Tr.	Forest, Miss. (Holmes CC)
74	Sean Rogers	OL	6'2	275	Jr.-Tr.	Batesville, Miss. (Northeast Mississippi CC)
75	Nick Luckey	OL	6'3	285	Jr.-Tr.	Magee, Miss. (Copiah-Lincoln CC)
76	Lawrence Guyot	OL	6'3	285	Fr.-HS	Bartlett, Tenn. (Bolton HS)
80	Shuntez Smith	WR	5'8	170	Jr.-Tr.	Batesville, Miss. (Northwest Mississippi CC)
81	Ryan Pope	DL	6'2	210	Rf.-HS	Laurel, Miss. (Northeast Jones HS)
82	Bradley Miller	WR	5'10	175	Fr.-HS	Tuscaloosa, Ala. (Northridge HS)
83	Matthew Turcotte	P	6'2	195	So.-1L	Philadelphia, Miss. (Neshoba Central HS)
84	Hayden Kelly	WR	6'3	190	Rf.-HS	Germantown, Tenn. (Christian Brothers HS)
85	Connor Chavez	TE	5'11	205	Jr.-2L	Lake Worth, Fla. (Palm Beach Central HS)
86	Tyler Ross	LS	6'1	200	Jr.-1L	Niceville, Fla. (Niceville HS)
87	Justin Sones	TE	6'3	245	Sr.-3L	Flora, Miss. (Tri-County Aca.)
88	Sam Beard	TE	6'3	230	Fr.-HS	Peachtree City, Ga. (Sandy Creek HS)
89	Anton Wheeler	WR	6'0	190	Fr.-HS	Fultondale, Ala. (Fultondale HS)
90	Marc Toussaint	DB	6'0	195	Fr.-HS	Silver Spring, Md. (Paulding County HS)
93	Tyler Poe	PK	5'9	160	Sr.-1L	Pearl, Miss. (Hinds CC)
94	Xavier Thurman	RB	5'9	195	R-Jr.-Tr.	DeSoto, Texas (Tyler JC)
95	Chris Humphries	DL	6'1	290	Fr.-HS	West Point, Miss. (West Point HS)
96	Graham Rice	DL	5'10	285	Fr.-HS	Irvington, Ala. (St. Luke's Episcopal)
98	Lazarus Shelby	DL	6'1	255	Sr.-1L	Collins, Miss. (Jones County JC)

## ■ ALPHABETICAL

##	NAME	POS.	HT.	WT.
48	R.J. Arnold	LB	5'11	225
34	Micah Bagley	DB	6'0	175
2	James Banks	RB	5'8	185
88	Sam Beard	TE	6'3	230
23	Reggie Bennett	DB	5'11	165
26	Quon Brand	RB	5'9	205
62	Brady Brian	OL	6'1	275
58	Krishun Cash	LB	6'0	225
85	Connor Chavez	TE	5'11	205
16	Alizee Chubbs	RB	5'9	205
25	D'Andre Coleman	DB	5'11	200
50	Kaleb Coleman	LB	5'11	210
35	Mac Coleman	RB	5'10	210
31	Cliff Collins	DB	6'0	200
1	Raymond Cotton	QB	6'5	240
5	Leon Cunningham	DB	6'0	185
22	Josh Dixon	RB	5'8	190
64	Landon Dunham	OL	6'1	315
94	Hunter Estess	PK	5'9	200
28	Colt Freeman	RB	5'10	190
9	Malcolm Grant	WR	5'11	175
14	Payton Gray	WR	5'10	170
33	Alexander Greer	LB	5'10	210
76	Lawrence Guyot	OL	6'3	285
39	Mike Hall	LB	6'0	220
10	Keith Harison	DB	5'10	175
17	Trey Harris	DB	6'1	185
70	David Hendershot	OL	6'2	300
11	Michael Hodges Jr.	WR	6'1	195
95	Chris Humphries	DL	6'1	290
3	Chris Ingram	RB	5'10	215
47	Grant Ingram	LB	6'1	200
49	Anthony Jackson	LB	6'2	210
32	Alex Johnson	LB	6'2	233
21	Darryl Johnson	DB	5'10	165
15	Rondaius Johnson	DB	5'9	175
46	Jordan Jones	DL	5'10	280
84	Hayden Kelly	WR	6'3	190
38	Trace Lane	DB	5'10	190
19	Da'Quan Lewis	DB	5'8	165
75	Nick Luckey	OL	6'3	285
8	Chris Lyles	DB	6'4	185
57	Cody Madigan	OL	6'0	250
4	Chris Manning	DB	5'11	195
36	Seth McDonald	LB	5'8	195
12	Walker Meadows	QB	6'0	205
20	Hayden Mezick	DB	6'0	180
55	Daivon Milan	OL	6'3	320
82	Bradley Miller	WR	5'10	175
6	Marcel Newson	WR	5'11	195
43	Chris Ori	LB	5'10	210
45	Joseph Patterson	LB	5'10	200
93	Tyler Poe	PK	5'9	160
81	Ryan Pope	DL	6'2	210
52	Carl Rainey Jr.	DL	6'0	230
42	Bennett Rimmer	RB	5'10	230
24	Therion Robinson	RB	5'11	175
74	Sean Rogers	OL	6'2	275
86	Tyler Ross	LS	6'1	200
59	Josh Schweiger	LB	6'2	220
40	JaQarius Scott	DL	5'10	260
37	Moregan Sharp	RB	6'1	200
98	Lazarus Shelby	DL	6'1	255
27	Tyler Slaughter	DB	5'8	190
7	Kyle Smith	QB	6'1	200
53	Ronny Smith	OL	6'1	285
80	Shuntez Smith	WR	5'8	170
87	Justin Sones	TE	6'3	245
44	Nathan Stevens	DL	6'2	230
41	Xavier Thurman	RB	5'9	195
54	Zach Thweatt	OL	6'1	280
90	Marc Toussaint	DB	6'0	195
83	Matthew Turcotte	P	6'2	195
18	Rashad Turner	WR	6'4	195
30	Russell Welch	DL	6'0	250
89	Anton Wheeler	WR	6'0	190
51	Jamaal White	OL	6'0	260
13	Sharone Wright	DB	5'11	175
56	Jonathan Young	DL	6'0	250
29	Darius Youngblood	RB	5'5	190

## DEPTH CHART

### OFFENSE

#### LEFT TACKLE

51	Jamaal White	6'0	260	Sr.	De Kalb, Miss.
76	Lawrence Guyot	6'3	285	Fr.	Bartlett, Tenn.

#### LEFT GUARD

53	Ronny Smith	6'1	285	So.	West Palm Beach, Fla.
64	Landon Dunham	6'1	315	Sr.	Brandon, Miss.

#### CENTER

55	Daivon Milan	6'3	320	Jr.	Olive Branch, Miss.
70	David Hendershot	6'2	300	Jr.	Forest, Miss.

#### RIGHT GUARD

75	Nick Luckey	6'3	285	Jr.	Magee, Miss.
56	Zach Thweatt	6'1	280	So.	Vancleave, Miss.

#### RIGHT TACKLE

74	Sean Rogers	6'2	275	Jr.	Batesville, Miss.
62	Brady Brian	6'1	275	Jr.	Slaughter, La.

#### QUARTERBACK

7	Kyle Smith	6'1	200	So.	Petal, Miss.
1	Raymond Cotton	6'5	240	Sr.	Fort Meade, Md.

#### A-BACK

3	Chris Ingram	5'10	215	Sr.	Southaven, Miss.
26	Quon Brand	5'9	205	Jr.	Houston, Miss.

#### B-BACK

22	Josh Dixon	5'8	190	Jr.	Clinton, Miss.
29	Darius Youngblood	5'5	190	Sr.	Vicksburg, Miss.

#### C-BACK

37	Moregan Sharp	6'1	200	Fr.	Helena, Ala.
2	James Banks	5'8	185	Sr.	Violet, La.

#### WIDE RECEIVER

18	Rashad Turner	6'4	195	Jr.	Bruce, Miss.
6	Marcel Newson	5'11	195	Jr.	Coldwater, Miss.

#### TIGHT END

87	Justin Sones	6'3	245	Sr.	Flora, Miss.
88	Sam Beard	6'3	230	Fr.	Peachtree City, Ga.

### SPECIALISTS

#### PLACEKICKER

93	Tyler Poe	5'9	160	Sr.	Pearl, Miss.
41	Hunter Estess	5'9	200	Sr.	Laurel, Miss.

#### PUNTER

83	Matthew Turcotte	6'2	195	So.	Philadelphia, Miss.
93	Tyler Poe	5'9	160	Sr.	Pearl, Miss.

#### KICKOFFS

93	Tyler Poe	5'9	160	Sr.	Pearl, Miss.
41	Hunter Estess	5'9	200	Sr.	Laurel, Miss.

### DEFENSE

#### DEFENSIVE END

98	Lazarus Shelby	6'1	255	Sr.	Collins, Miss.
81	Ryan Pope	6'2	210	Fr.	Laurel, Miss.

#### NOSE GUARD

40	JaQarius Scott	5'10	260	Jr.	Meridian, Miss.
46	Jordan Jones	5'10	280	Jr.	Cypress, Texas

#### DEFENSIVE END

52	Carl Rainey Jr.	6'0	230	Jr.	Pascagoula, Miss.
30	Russell Welch	6'0	250	Fr.	Fayetteville, Ga.

#### INSIDE LINEBACKER

33	Alexander Greer	5'10	210	Jr.	Southaven, Miss.
58	Krishun Cash	6'0	225	Fr.	Shreveport, La.

#### MIDDLE LINEBACKER

48	R.J. Arnold	5'11	225	Fr.	Hoover, Ala.
59	Josh Schweiger	6'2	220	Fr.	New Orleans, La.

#### INSIDE LINEBACKER

36	Seth McDonald	5'8	195	Sr.	Soso, Miss.
39	Mike Hall	6'0	220	Fr.	Boynton Beach, Fla.

#### CORNERBACK

8	Chris Lyles	6'4	185	Jr.	Jackson, Miss.
10	Keith Harison	5'10	175	Fr.	Dallas, Ga.

#### CORNERBACK

25	D'Andre Coleman	5'11	200	Sr.	Lake Worth, Fla.
15	Rondaius Johnson	5'9	175	Fr.	Birmingham, Ala.

#### WARRIOR

4	Chris Manning	5'11	195	So.	Section, Ala.
17	Trey Harris	6'1	185	So.	Smiths Station, Ala.

#### SPEAR

13	Sharone Wright	5'11	175	Jr.	Houston, Miss.
5	Leon Cunningham	6'0	185	Fr.	Hernando, Miss.

#### FREE SAFETY

23	Reggie Bennett	5'11	165	Jr.	Amite, La.
34	Micah Bagley	6'0	175	Fr.	Hoover, Ala.

### SPECIALISTS

#### PUNT RETURNER

6	Marcel Newson	5'11	195	Jr.	Coldwater, Miss.
4	Chris Manning	5'11	195	So.	Section, Ala.

#### KICK RETURNER

6	Marcel Newson	5'11	195	Jr.	Coldwater, Miss.
22	Josh Dixon	5'8	190	Jr.	Clinton, Miss.

#### LONG SNAPPER

86	Tyler Ross	6'1	200	Jr.	Niceville, Fla.
----	------------	-----	-----	-----	-----------------

#### HOLDER

14	Payton Gray	5'10	170	Sr.	Hoover, Ala.
----	-------------	------	-----	-----	--------------

## 2014 MISSISSIPPI COLLEGE FOOTBALL INDIVIDUAL STATISTICS

### RUSHING

Name	G	Att	Gain	Lost	Net	Avg	TD	Long	Avg/G
Chris Ingram	10-10	141	624	55	569	4.0	5	54	56.9
Kyle Smith	10-6	102	495	94	401	3.9	6	55	40.1
Adrian Cerrato	10-6	49	242	28	214	4.4	1	19	21.4
James Banks	10-10	16	180	9	171	10.7	0	42	17.1
K.C. Paxton	6-0	27	159	1	158	5.9	1	41	26.3
Jonathon Redd	9-4	51	168	44	124	2.4	1	21	13.8
Therion Robinson	7-4	35	94	37	57	1.6	0	11	8.1
Kirk Bryant	10-2	2	31	3	28	14.0	0	31	2.8
Jaime Harris	7-7	1	16	0	16	16.0	0	16	2.3
Darius Youngblood	9-0	2	8	3	5	2.5	0	8	0.6
Joseph Satcher	3-0	1	4	0	4	4.0	0	4	1.3
<b>Total</b>	<b>10</b>	<b>431</b>	<b>2024</b>	<b>305</b>	<b>1719</b>	<b>4.0</b>	<b>14</b>	<b>55</b>	<b>171.9</b>
<b>Opponents</b>	<b>10</b>	<b>467</b>	<b>2901</b>	<b>170</b>	<b>2731</b>	<b>5.8</b>	<b>27</b>	<b>67</b>	<b>273.1</b>

### PASSING

Name	G	Effic	Cmp	Att	Int	Pct	Yds	TD	Long	Avg/G
Jonathon Redd	9-4	87.3	35	75	5	46.7	443	1	49	49.2
Kyle Smith	10-6	85.5	19	54	1	35.2	269	2	62	26.9
<b>Total</b>	<b>10</b>	<b>86.6</b>	<b>54</b>	<b>129</b>	<b>6</b>	<b>41.9</b>	<b>712</b>	<b>3</b>	<b>62</b>	<b>71.2</b>
<b>Opponents</b>	<b>10</b>	<b>160.3</b>	<b>214</b>	<b>314</b>	<b>4</b>	<b>68.2</b>	<b>2480</b>	<b>27</b>	<b>59</b>	<b>248.0</b>

### RECEIVING

Name	G	No.	Yds	Avg	TD	Long	Avg/G
Jaime Harris	7-7	12	175	14.6	1	62	25.0
Kirk Bryant	10-2	9	183	20.3	1	49	18.3
James Banks	10-10	6	94	15.7	1	33	9.4
Adrian Cerrato	10-6	5	46	9.2	0	15	4.6
Rashad Crisp	9-1	4	59	14.8	0	48	6.6
Therion Robinson	7-4	4	35	8.8	0	19	5.0
Chris Ingram	10-10	4	17	4.2	0	13	1.7
Darius Youngblood	9-0	3	13	4.3	0	11	1.4
K.C. Paxton	6-0	2	7	3.5	0	6	1.2
Connor Chavez	6-2	1	47	47.0	0	47	7.8
Cobb Kelly	2-0	1	12	12.0	0	12	6.0
Dossie Rivers	9-0	1	12	12.0	0	12	1.3
Payton Gray	9-0	1	8	8.0	0	8	0.9
Jeremy Kennedy	3-0	1	4	4.0	0	4	1.3
<b>Total</b>	<b>10</b>	<b>54</b>	<b>712</b>	<b>13.2</b>	<b>3</b>	<b>62</b>	<b>71.2</b>
<b>Opponents</b>	<b>10</b>	<b>214</b>	<b>2480</b>	<b>11.6</b>	<b>27</b>	<b>59</b>	<b>248.0</b>

### TOTAL OFFENSIVE YARDS

Name	G	Plays	Rush	Pass	Total	Avg/G
Kyle Smith	10	156	401	269	670	67.0
Chris Ingram	10	141	569	0	569	56.9
Jonathon Redd	9	126	124	443	567	63.0
Adrian Cerrato	10	49	214	0	214	21.4
James Banks	10	16	171	0	171	17.1
K.C. Paxton	6	27	158	0	158	26.3
Therion Robinson	7	35	57	0	57	8.1
Kirk Bryant	10	2	28	0	28	2.8
Jaime Harris	7	1	16	0	16	2.3
Darius Youngblood	9	2	5	0	5	0.6
Joseph Satcher	3	1	4	0	4	1.3
Tyler Poe	10	1	3	0	3	0.3
<b>Total</b>	<b>10</b>	<b>560</b>	<b>1719</b>	<b>712</b>	<b>2431</b>	<b>243.1</b>
<b>Opponents</b>	<b>10</b>	<b>781</b>	<b>2731</b>	<b>2480</b>	<b>5211</b>	<b>521.1</b>

### SCORING

Name	TD	FGs	Kick	Rush	Rcv	Pass	Saf	DXP	Pts
Kyle Smith	6	0-0	0-0	0-0	0	0-0	0	0	36
Chris Ingram	5	0-0	0-0	0-0	0	0-0	0	0	30
Tyler Poe	0	0-1	19-20	0-0	0	0-0	0	0	19
Dylan Klibert	2	0-0	0-0	0-0	0	0-0	0	0	12
Hunter Estess	0	3-5	0-0	0-0	0	0-0	0	0	9
Jaime Harris	1	0-0	0-0	0-0	0	0-0	0	0	6
Adrian Cerrato	1	0-0	0-0	0-0	0	0-0	0	0	6
K.C. Paxton	1	0-0	0-0	0-0	0	0-0	0	0	6
Kirk Bryant	1	0-0	0-0	0-0	0	0-0	0	0	6
James Banks	1	0-0	0-0	0-0	0	0-0	0	0	6
Jonathon Redd	1	0-0	0-0	0-0	0	0-0	0	0	6
Joseph Comeaux	1	0-0	0-0	0-0	0	0-0	0	0	6
<b>Total</b>	<b>20</b>	<b>3-6</b>	<b>19-20</b>	<b>0-0</b>	<b>0</b>	<b>0-0</b>	<b>0</b>	<b>0</b>	<b>148</b>
<b>Opponents</b>	<b>56</b>	<b>10-14</b>	<b>47-51</b>	<b>1-3</b>	<b>0</b>	<b>0-2</b>	<b>0</b>	<b>0</b>	<b>415</b>

### PUNT RETURNS

Name	No.	Yds	Avg	TD	Long
Chris Manning	3	5	1.7	0	5
Jaime Harris	3	6	2.0	0	6
Beaux Gipson	1	7	7.0	0	7
<b>Total</b>	<b>7</b>	<b>18</b>	<b>2.6</b>	<b>0</b>	<b>7</b>
<b>Opponents</b>	<b>23</b>	<b>254</b>	<b>11.0</b>	<b>0</b>	<b>45</b>

### INTERCEPTION RETURNS

Name	No.	Yds	Avg	TD	Long
Dylan Klibert	2	21	10.5	1	21
Chris Manning	2	17	8.5	0	17
<b>Total</b>	<b>4</b>	<b>38</b>	<b>9.5</b>	<b>1</b>	<b>21</b>
<b>Opponents</b>	<b>6</b>	<b>162</b>	<b>27.0</b>	<b>0</b>	<b>68</b>

### KICK RETURNS

Name	No.	Yds	Avg	TD	Long
Chris Ingram	24	428	17.8	0	47
Adrian Cerrato	11	212	19.3	0	23
Jaime Harris	7	119	17.0	0	27
Kirk Bryant	4	21	5.2	0	11
Joseph Patterson	3	32	10.7	0	18
Therion Robinson	3	53	17.7	0	21
K.C. Paxton	3	43	14.3	0	17
C.J. O'Quinn	2	48	24.0	0	39
Lazarus Shelby	1	7	7.0	0	7
Tyler Slaughter	1	11	11.0	0	11
D'Andre Coleman	1	13	13.0	0	13
Kaleb Coleman	1	9	9.0	0	8
<b>Total</b>	<b>61</b>	<b>996</b>	<b>16.3</b>	<b>0</b>	<b>47</b>
<b>Opponents</b>	<b>29</b>	<b>583</b>	<b>20.1</b>	<b>0</b>	<b>38</b>

### FUMBLE RETURNS

Name	No.	Yds	Avg	TD	Long
Dylan Klibert	1	58	58.0	1	58
Joseph Comeaux	1	17	17.0	1	17
<b>Total</b>	<b>2</b>	<b>75</b>	<b>37.5</b>	<b>2</b>	<b>58</b>
<b>Opponents</b>	<b>1</b>	<b>2</b>	<b>2.0</b>	<b>2</b>	<b>2</b>

### FIELD GOALS

Name	FGM/FGA	Pct	20-29	30-39	40+	Lg	Blkd
Tyler Poe	0-1	0.0	0-0	0-1	0-0	0	0
Hunter Estess	3-5	60.0	2-2	1-2	0-1	37	1

### PUNTING

Name	No.	Yds	Avg	Lg	TB	FC	I20	50+	Blk
Matthew Turcotte	38	1652	43.5	61	3	3	10	11	0
Tyler Poe	14	537	38.4	64	0	1	5	1	0
Kyle Smith	3	112	37.3	46	0	0	1	0	0
<b>Total</b>	<b>56</b>	<b>2324</b>	<b>41.5</b>	<b>64</b>	<b>3</b>	<b>4</b>	<b>16</b>	<b>12</b>	<b>1</b>
<b>Opponents</b>	<b>24</b>	<b>813</b>	<b>33.9</b>	<b>57</b>	<b>1</b>	<b>7</b>	<b>7</b>	<b>1</b>	<b>0</b>

### KICKOFFS

Name	No.	Yds	Avg	TB	OB	Retn	Net	YdLn
Tyler Poe	32	1855	58.0	3	1			
Hunter Estess	1	43	43.0	0	0			
<b>Total</b>	<b>33</b>	<b>1898</b>	<b>57.5</b>	<b>3</b>	<b>1</b>	<b>20.1</b>	<b>37.6</b>	<b>27</b>
<b>Opponents</b>	<b>75</b>	<b>4169</b>	<b>55.6</b>	<b>10</b>	<b>3</b>	<b>16.3</b>	<b>39.0</b>	<b>26</b>

### ALL-PURPOSE

Name	G	Rush	Rcv	PR	KR	IR	Total	Avg/G
Chris Ingram	10	569	17	0	428	0	1014	101.4
Adrian Cerrato	10	214	46	0	212	0	472	47.2
Kyle Smith	10	401	0	0	0	0	401	40.1
Jaime Harris	7	16	175	6	119	0	316	45.1
James Banks	10	171	94	0	0	0	265	26.5
Kirk Bryant	10	28	183	0	21	0	232	23.2
K.C. Paxton	6	158	7	0	43	0	208	34.7
Therion Robinson	7	57	35	0	53	0	145	20.7
Jonathon Redd	9	124	0	0	0	0	124	13.8
Rashad Crisp	9	0	59	0	0	0	59	6.6
Darius Youngblood	9	5	13	0	0	0	18	2.0
D'Andre Coleman	9	0	0	0	13	0	13	1.4
<b>TOTAL</b>	<b>10</b>	<b>1719</b>	<b>712</b>	<b>18</b>	<b>996</b>	<b>38</b>	<b>3483</b>	<b>348.3</b>
<b>OPPONENTS</b>	<b>10</b>	<b>2731</b>	<b>2480</b>	<b>254</b>	<b>583</b>	<b>162</b>	<b>6210</b>	<b>621.0</b>

## ■ 2014 MISSISSIPPI COLLEGE FOOTBALL DEFENSIVE STATISTICS

Name	G	Solo	Ast	Total	TFL-Yds	Sack/Yds	Int-Yds	BU	PD	FR-Yds	FF	Blk Kick	Saf
Reggie Bennett	10-10	63	34	97	.	.	.	6	6	.	.	.	.
Kaleb Coleman	10-5	35	31	66	3.5 - 5	1.0 - 1	.	1	1	.	1	.	.
Jake Weddle	5-5	34	20	54	1.0 - 2	.	.	.	.	.	.	.	.
Dylan Klibert	10-10	32	16	48	6.5 - 10	.	2 - 21	3	5	2 - 58	1	.	.
Seth McDonald	10-6	19	28	47	2.5 - 9	1.0 - 6	.	.	.	.	1	.	.
C.J. O'Quinn	10-6	21	19	40	7.0 - 26	1.5 - 15	.	.	.	.	.	.	.
Chris Manning	10-4	23	14	37	.	.	2 - 17	3	5	.	.	.	.
Jarrett Jenkins	10-6	28	7	35	1.5 - 2	.	.	1	1	.	.	.	.
Lazarus Shelby	10-8	24	11	35	6.0 - 31	2.0 - 18	.	.	.	.	1	.	.
Brannon Schaffer	10-1	17	11	28	4.5 - 30	3.5 - 27	.	1	1	.	.	.	.
Jonotario Woodcox	9-4	17	8	25	3.0 - 11	1.5 - 7	.	.	.	.	.	.	.
Chris Ori	9-6	14	11	25	.	.	.	.	.	.	.	.	.
D'Andre Coleman	9-4	12	9	21	1.0 - 2	.	.	2	2	.	.	.	.
Greg Jackson	6-2	8	13	21	1.0 - 6	.	.	.	.	.	1	.	.
Ashford Ashiofu	5-5	10	10	20	4.0 - 17	2.0 - 14	.	.	.	.	.	.	.
Darryl Johnson	8-6	11	8	19	1.0 - 4	.	.	4	4	.	.	.	.
Cliff Collins	8-6	11	6	17	1.0 - 1	.	.	.	.	.	.	.	.
Matthew Graham	5-0	8	8	16	.	.	.	.	.	.	1	.	.
Marcus Maddox	10-0	13	2	15	.	.	.	.	.	.	.	.	.
Tyler Slaughter	10-0	11	4	15	3.0 - 4	.	.	.	.	2 - 0	1	.	.
Trace Lane	10-2	7	6	13	.	.	.	.	.	.	.	.	.
Alexander Greer	5-2	7	5	12	.	.	.	.	.	1 - 0	.	.	.
Jordan Jones	9-0	3	8	11	1.5 - 6	1.5 - 6	.	.	.	1 - 0	.	.	.
Devante Thomas	7-0	7	3	10	.	.	.	.	.	.	.	.	.
Carl Rainey Jr.	2-2	6	4	10	1.0 - 4	1.0 - 4	.	.	.	.	.	.	.
Joseph Comeaux	6-0	5	3	8	.	.	.	.	.	1 - 17	.	.	.
Josh Williams	10-10	3	4	7	1.0 - 1	.	.	.	.	.	.	.	.
Jonathan Rodriguez	9-0	3	1	4	.	.	.	.	.	.	.	.	.
Kirk Bryant	10-2	3	1	4	.	.	.	.	.	.	.	.	.
Adrian Cerrato	10-6	2	1	3	.	.	.	.	.	.	.	.	.
Jaime Harris	7-7	2	1	3	.	.	.	.	.	1 - 0	.	.	.
L.J. Conway	6-0	3	.	3	.	.	.	.	.	.	.	.	.
Jamaal White	9-9	2	.	2	.	.	.	.	.	.	.	.	.
James Banks	10-10	1	1	2	.	.	.	.	.	.	.	.	.
Gray Threadgill	5-0	1	1	2	.	.	.	.	.	.	.	.	.
Joseph Patterson	9-0	1	1	2	.	.	.	.	.	.	.	.	.
Payton Gray	9-0	2	.	2	.	.	.	.	.	.	.	.	.
Trey Harris	7-0	2	.	2	.	.	.	.	.	.	.	.	.
Matthew Turcotte	9-0	1	.	1	.	.	.	.	.	.	.	.	.
Mason Manguno	6-3	1	.	1	.	.	.	.	.	.	.	.	.
Bennett Rimmer	1-0	1	.	1	.	.	.	.	.	.	.	.	.
Joseph Satcher	3-0	.	1	1	.	.	.	.	.	.	.	.	.
Beaux Gipson	7-0	1	.	1	.	.	.	.	.	.	.	.	.
TEAM	4-0	.	.	.	.	.	.	.	.	1 - 0	.	.	.
<b>TOTAL</b>	<b>10-0</b>	<b>475</b>	<b>311</b>	<b>786</b>	<b>50 - 171</b>	<b>15 - 96</b>	<b>4 - 38</b>	<b>21</b>	<b>25</b>	<b>9 - 75</b>	<b>7</b>	.	.
<b>OPPONENTS</b>	<b>10-0</b>	<b>353</b>	<b>289</b>	<b>642</b>	<b>70 - 251</b>	<b>11 - 70</b>	<b>6 - 162</b>	<b>23</b>	<b>29</b>	<b>14 - 2</b>	<b>7</b>	<b>2</b>	.

## ■ 2014 MISSISSIPPI COLLEGE FOOTBALL GAME-BY-GAME STARTING LINEUPS

OFFENSE	QB	A-BACK	B-BACK	C-BACK	WR	TE	LT	LG	C	RG	RT
Belhaven	Redd	Ingram	Banks	Cerrato	Harris	Sones	Brian	White	Dunham	Wiles	Brickhouse
North Alabama	Redd	Ingram	Banks	Cerrato	Harris	Manguno	Allen	Dunham	R. Smith	Wiles	White
Lamar	K. Smith	Ingram	Banks	Robinson	Harris	Manguno	Allen	Dunham	R. Smith	Wiles	Sones
Shorter	K. Smith	Ingram	Banks	Robinson	Harris	Sones	Allen	Dunham	R. Smith	Wiles	White
Univ. of Faith	K. Smith	Ingram	Banks	Robinson	Harris	Sones	Brian	Dunham	Thweatt	Wiles	White
Valdosta State	K. Smith	Ingram	Banks	Robinson	Harris	Sones	Brian	Dunham	Thweatt	Wiles	White
Florida Tech	K. Smith	Ingram	Banks	Cerrato	Bryant	Sones	Allen	Dunham	Thweatt	Wiles	White
West Georgia	K. Smith	Ingram	Banks	Cerrato	Harris	Chavez	White	Dunham	Thweatt	Wiles	Sones
West Alabama	Redd	Ingram	Banks	Cerrato	Crisp	Manguno	White	Dunham	Thweatt	Wiles	Sones
Delta State	Redd	Ingram	Banks	Cerrato	Bryant	Chavez	White	Dunham	Thweatt	Wiles	Sones

DEFENSE	DE	NT	DE	ILB	MLB	ILB	CB	CB	SS	SS	FS
Belhaven	Ashiofu	Williams	Rainey Jr.	O'Quinn	Weddle	Ori	Johnson	Coleman	Klibert	Lane	Bennett
North Alabama	Ashiofu	Williams	Rainey Jr.	O'Quinn	Weddle	Ori	Johnson	Coleman	Klibert	Lane	Bennett
Lamar	Ashiofu	Williams	Shelby	O'Quinn	Weddle	Greer	Johnson	Jenkins	Klibert	Jackson	Bennett
Shorter	Ashiofu	Williams	Shelby	O'Quinn	Weddle	Greer	Johnson	Jenkins	Klibert	Jackson	Bennett
Univ. of Faith	Ashiofu	Williams	Shelby	O'Quinn	Weddle	McDonald	Manning	Jenkins	Klibert	Collins	Bennett
Valdosta State	Woodcox	Williams	Shelby	O'Quinn	K. Coleman	McDonald	Johnson	Jenkins	Klibert	Collins	Bennett
Florida Tech	Woodcox	Williams	Shelby	Ori	K. Coleman	McDonald	Johnson	Jenkins	Klibert	Collins	Bennett
West Georgia	Schaffer	Williams	Shelby	Ori	K. Coleman	McDonald	Manning	Jenkins	Klibert	Collins	Bennett
West Alabama	Woodcox	Williams	Shelby	Ori	K. Coleman	McDonald	Manning	Coleman	Klibert	Collins	Bennett
Delta State	Woodcox	Williams	Shelby	Ori	K. Coleman	McDonald	Manning	Coleman	Klibert	Collins	Bennett

## ■ 2014 SCORING DRIVES

Started at	Plays	Yards	Time	Result
MC 26	3	74	1:05	TD
MC 30	8	70	4:35	TD

**VS. NORTH ALABAMA**

Started at	Plays	Yards	Time	Result
N/A				

**AT LAMAR**

Started at	Plays	Yards	Time	Result
LAM 30	8	30	4:19	TD
MC 18	4	-2	1:48	FG

**AT SHORTER**

Started at	Plays	Yards	Time	Result
MC 31	7	69	3:39	TD
MC 38	1	62	0:10	TD

**VS. UNIV. OF FAITH**

Started at	Plays	Yards	Time	Result
MC 28	4	72	1:48	TD
FAITH 21	0	21	0:00	TD
MC 43	4	57	1:48	TD
MC 42	0	58	0:00	TD
MC 43	6	57	3:22	TD
FAITH 41	5	41	2:04	TD
MC 35	6	65	3:31	TD
FAITH 17	0	17	0:00	TD

**VS. VALDOSTA STATE**

Started at	Plays	Yards	Time	Result
N/A				

**AT FLORIDA TECH**

Started at	Plays	Yards	Time	Result
MC 27	8	73	3:46	TD
MC 23	17	67	6:47	FG

**AT WEST GEORGIA**

Started at	Plays	Yards	Time	Result
UWG 44	5	44	2:24	TD
MC 20	8	80	3:09	TD

**VS. WEST ALABAMA**

Started at	Plays	Yards	Time	Result
MC 32	12	68	5:52	TD
MC 28	5	72	2:08	TD
MC 7	8	93	3:41	TD
UWA 29	5	29	2:00	TD

**AT DELTA STATE**

Started at	Plays	Yards	Time	Result
MC 9	10	81	1:21	FG

## ■ CHARTING THE BIG PLAYS

--- RUSHING ---					
Player	20-29	30-39	40-49	50+	Total
J. Banks	2	1	1	-	4
K. Bryant	-	1	-	-	1
C. Ingram	1	1	1	1	4
K. Paxton	-	-	1	-	1
J. Redd	1	-	-	-	1
K. Smith	3	-	1	1	5
<b>Total</b>	<b>7</b>	<b>3</b>	<b>4</b>	<b>2</b>	<b>16</b>

--- PASSING ---					
Player	20-29	30-39	40-49	50+	Total
J. Redd	1	1	3	-	5
K. Smith	2	2	1	1	6
<b>Total</b>	<b>2</b>	<b>3</b>	<b>4</b>	<b>1</b>	<b>11</b>

--- RECEIVING ---					
Player	20-29	30-39	40-49	50+	Total
J. Banks	1	1	-	-	2
K. Bryant	1	2	1	-	4
C. Chavez	-	-	1	-	1
R. Crisp	-	-	1	-	1
J. Harris	1	-	1	1	3
<b>Total</b>	<b>3</b>	<b>3</b>	<b>4</b>	<b>1</b>	<b>11</b>

--- KICK RETURNS ---					
Player	20-29	30-39	40-49	50+	Total
A. Cerrato	5	-	-	-	5
J. Harris	1	-	-	-	1
C. Ingram	9	-	1	-	10
C. O'Quinn	-	1	-	-	1
T. Robinson	1	-	-	-	1
<b>Total</b>	<b>16</b>	<b>1</b>	<b>1</b>	<b>-</b>	<b>18</b>

--- PUNT RETURNS ---					
Player	20-29	30-39	40-49	50+	Total
N/A					
<b>Total</b>	<b>-</b>	<b>-</b>	<b>-</b>	<b>-</b>	<b>-</b>

--- FUMBLE RETURNS ---					
Player	20-29	30-39	40-49	50+	Total
D. Klibert	-	-	-	1	1
<b>Total</b>	<b>-</b>	<b>-</b>	<b>-</b>	<b>1</b>	<b>1</b>

--- INTERCEPTION RETURNS ---					
Player	20-29	30-39	40-49	50+	Total
D. Klibert	1	-	-	-	1
<b>Total</b>	<b>1</b>	<b>-</b>	<b>-</b>	<b>-</b>	<b>1</b>

## ■ LONGEST PLAYS

<b>RUSHING</b>	54yds C. Ingram at Belhaven (9/6)
<b>PASSING</b>	62yds J. Harris from K. Smith at Shorter (10/2)
<b>PUNT RETURN</b>	7yds B. Gipson vs. Faith (10/11)
<b>KICK RETURN</b>	47yds C. Ingram vs. W. Alabama (11/8)
<b>INTERCEPTION RETURN</b>	21yds D. Klibert vs. Faith (10/11)
<b>FUMBLE RETURN</b>	58yds D. Klibert vs. Faith (10/11)
<b>PUNT</b>	64yds T. Poe at Belhaven (9/6)
<b>FIELD GOAL</b>	37yds H. Estess at Lamar (9/20)

## ■ IN THE RED ZONE

When the offense moves the ball inside the opponent's 20-yard line, the offense is considered to be in the "red zone," and in prime scoring position. The following chart shows how the Choctaw offense performs inside the "red zone" during the 2014 season:

Game	Chances	TD	FG	TO	Downs	Missed FG	Half
at Belhaven	1	1	0	0	0	0	0
North Alabama	2	0	0	0	1	1	0
at Lamar	2	1	1	0	0	0	0
at Shorter	1	1	0	0	0	0	0
Univ. of Faith	3	3	0	0	0	0	0
Valdosta State	0	0	0	0	0	0	0
at Florida Tech	2	1	1	0	0	0	0
at West Georgia	2	1	0	1	0	0	0
West Alabama	3	3	0	0	0	0	0
at Delta State	3	0	1	0	2	0	0
<b>Total</b>	<b>19</b>	<b>11</b>	<b>3</b>	<b>1</b>	<b>3</b>	<b>1</b>	<b>0</b>
<b>Opponent</b>	<b>62</b>	<b>42</b>	<b>9</b>	<b>4</b>	<b>5</b>	<b>2</b>	<b>0</b>

MC Scoring Percentage: 14-of-19 (.737)

MC Points Scored: 85

Opponent Scoring Percentage: 51-of-62 (.823)

Opponent Points Scored: 315

## 2015 TEXAS COLLEGE FOOTBALL ROSTER

##	NAME	HT.	WT.	POS.	HOMETOWN
1	Phillip Callier	5'8	175	WR	Kansas City, MO
2	Eddie Shoots Jr.	5'8	165	WR	Pensacola, FL
3	Curtez Griffin	6'0	200	QB	Shreveport, LA
4	Robert Woodard	5'11	175	QB	Natchitoches, LA
5	Cory Sherman	5'10	240	RB	Marlin, TX
6	Terrell Williams	6'0	180	DB	Eules, TX
7	Brian White	6'1	180	DB	Arlington, TX
8	Tyrone Bibby	6'4	215	WR	Miami, FL
10	Austin Long	5'9	205	LB	Tampa, FL
11	Larry Grimm	6'3	205	DL	Franklinton, LA
12	Dallas Packard	6'4	210	QB	Forestville, CA
13	Jeremy Mason	5'10	200	LB	Desoto, TX
14	Orlando Marroquin	5'9	150	PK	Houston, TX
17	Thaurean Trahan	5'10	195	LB	Lafayette, LA
18	Bradford Lewis	5'8	175	WR	Pittsburg, TX
19	Jordan Mayfield	5'9	200	WR	Dallas, TX
20	Demetrice Watson	5'9	175	DB	Mansfield, TX
21	Deandre Kelley	6'0	160	DB	Denton, TX
23	Alonzo Roberson	5'8	170	DB	Dallas, TX
24	Cedric Butler	5'9	175	DB	Dallas, TX
25	LeDarien Harris	5'9	185	RB	Dallas, TX
26	DeVontae Morris	5'10	190	DB	Greenville, MS
27	Mitchell Bailey	5'8	175	RB	Dallas, TX
28	Kendall Holmes	6'0	195	RB	Tulsa, OK
29	Eric Trigueros	6'0	170	PK	Houston, TX
30	Tyronre Gonzalez	6'0	200	LB	Tampa, FL
32	Keith Bryant Jr.	5'8	210	RB	Dallas, TX
33	Darris Smith	6'0	180	RB	Philadelphia, TX
36	Morris Toe	5'8	170	DB	Dallas, TX
38	Jamall Lewis	6'0	180	DB	Muscogee, OK
39	Chauncey Polk	6'2	215	RB	Houston, TX
42	Londell Perkins	5'11	235	RB	Marshall, TX
43	Dexter Harmon	6'0	230	DL	Houston, TX
44	Edgar Razo	6'0	240	DL	Ft worth,tx
47	Jake Evans	5'9	200	LB	Boise, ID
50	Cicero Miller	6'2	315	OL	Houston, TX
51	Jefferson Porter	6'2	305	OL	Dallas, TX
52	Steven Henry	6'1	250	LB	Tyler, TX
53	Oliver Johnson	5'11	260	OL	Desoto, TX
55	Marshall Spraglin	6'0	260	DL	Desoto, TX
56	Anthony Harvey	6'1	305	DL	Ft worth, TX
64	Michael Cheatham	6'6	380	OL	Desoto, TX
66	Tylan Cornelius	6'0	280	OL	Mesquite, TX
71	Julian Cage-Gibson	6'1	340	OL	Houston, TX
75	Eric Degrate	6'3	340	OL	Desoto, TX
79	Santiago Mason	6'3	290	DL	Cleveland, OH
80	Jakevion Traylor	6'0	160	WR	Pittsburgh, TX
81	Elijah Click	5'10	180	WR	Quitman, TX
82	Kendrick Simpson	6'2	185	WR	Houston, TX
83	Katta Dabayou	5'11	175	WR	Dallas, TX
90	Justin Herman	6'1	285	DL	Garland, TX
92	Cameron Barrs	5'11	260	DL	Houston, TX
93	Joshua Levy	5'11	235	DL	Dallas, TX
96	Chris Johnson	6'1	325	DL	Houston, TX
98	Kylan Blackmon	5'10	310	DL	Dallas, TX

## DEPTH CHART

<b>QUARTERBACK</b>		
3	Curtez Griffin	6'0 200
1	Phillip Callier	5'8 175
<b>Z-RECEIVER</b>		
1	Phillip Callier	5'8 175
2	Eddie Shoots Jr.	5'8 165
<b>Y-RECEIVER</b>		
8	Tyrone Bibby	6'4 215
33	Darris Smith	6'0 180
<b>X-RECEIVER</b>		
18	Bradford Lewis	5'8 175
19	Jordan Mayfield	5'9 200
<b>H-RECEIVER</b>		
42	Londell Perkins	5'11 235
28	Kendall Holmes	6'0 195
<b>FULLBACK</b>		
5	Cory Sherman	5'10 240
32	Keith Bryant Jr.	5'8 210
<b>LEFT TACKLE</b>		
79	Santiago Mason	6'3 290
66	Tylan Cornelius	6'0 280
<b>LEFT GUARD</b>		
64	Michael Cheatham	6'6 380
75	Eric Degrate	6'3 340
<b>CENTER</b>		
53	Oliver Johnson	5'11 260
50	Cicero Miller	6'2 315
<b>RIGHT GUARD</b>		
71	Julian Cage-Gibson	6'1 340
75	Eric Degrate	6'3 340
<b>RIGHT TACKLE</b>		
51	Jefferson Porter	6'2 305
50	Cicero Miller	6'2 315
<b>DEFENSIVE END</b>		
44	Edgar Razo	6'0 240
11	Larry Grimm	6'3 205
<b>DEFENSIVE TACKLE</b>		
90	Justin Herman	6'1 285
55	Marshall Spraglin	6'0 260
<b>DEFENSIVE TACKLE</b>		
93	Kylan Blackman	5'10 310
56	Anthony Harvey	6'1 305
<b>DEFENSIVE END</b>		
43	Dexter Harmon	6'0 230
92	Cameron Barrs	5'11 260
<b>MIDDLE LINEBACKER</b>		
47	Jake Evans	5'9 200
52	Steven Henry	6'1 250
<b>WEAK SIDE LINEBACKER</b>		
10	Austin Long	5'9 205
30	Tyrone Gonzalez	6'0 200
<b>STRONG SIDE LINEBACKER</b>		
38	Jamall Lewis	6'0 180
17	Thaurean Trahan	5'10 195
<b>CORNERBACK</b>		
26	Devontae Morris	5'10 190
20	Demetrice Watson	5'9 175
<b>CORNERBACK</b>		
6	Terrell Williams	6'0 180
23	Alonzo Roberson	5'8 170
<b>STRONG SAFETY</b>		
36	Morris Toe	5'8 170
24	Cedric Butler	5'9 175
<b>FREE SAFETY</b>		
7	Brian White	6'1 180
21	Deandre Kelly	6'0 160
<b>PLACEKICKER</b>		
29	Eric Trigueros	6'0 170
<b>PUNTER</b>		
47	Jake Evans	5'9 200

## ■ 2014 TEXAS COLLEGE FOOTBALL INDIVIDUAL STATISTICS

### RUSHING

Name	G	Att	Gain	Lost	Net	Avg	TD	Long	Avg/G
Callier, Phillip	11	45	350	62	288	6.4	2	44	26.2
Sherman, Cory	9	65	264	46	218	3.4	0	60	24.2
Burns, Edward	11	65	212	31	181	2.8	1	31	16.5
Griffin, Curtez	9	65	255	191	64	1.0	1	24	7.1
Bailey, Mitchell	5	37	84	44	40	1.1	0	13	8.0
Perkins, Londell	6	10	48	9	39	3.9	0	19	6.5
Smith, Darris	9	11	23	2	21	1.9	0	9	2.3
Quinn, Jonathan	3	4	12	0	12	3.0	0	5	4.0
Jackson, Charles	2	4	5	0	5	1.3	0	1	2.5
Long, Austin	9	1	1	0	1	1.0	0	1	0.1
Lewis, Bradford	10	3	3	4	-1	-0.3	0	2	-0.1
Dobayou, Katta	7	1	0	3	-3	-3.0	0	0	-0.4
Harper, Milton	9	47	145	153	-8	-0.2	0	18	-0.9
Evans, Jake	10	2	0	20	-20	-10.0	0	0	-2.0
Villanueva, Philip	6	8	0	57	-57	-7.1	0	0	-9.5
<b>TOTALS</b>	<b>11</b>	<b>369</b>	<b>1402</b>	<b>633</b>	<b>769</b>	<b>2.1</b>	<b>4</b>	<b>60</b>	<b>69.9</b>
<b>OPPONENT</b>	<b>11</b>	<b>435</b>	<b>3348</b>	<b>134</b>	<b>3214</b>	<b>7.4</b>	<b>47</b>	<b>66</b>	<b>292.2</b>

### PASSING

Name	G	Effic	Cmp	Att	Int	Pct	Yds	TD	Long	Avg/G
Harper, Milton	9	72.6	164	68	12	0.415	775	3	40	86.1
Griffin, Curtez	9	84.2	107	49	7	0.458	577	2	61	64.1
Callier, Phillip	11	72.6	16	5	2	0.313	87	1	41	7.9
Villanueva, Philip	6	35.7	22	8	2	0.364	46	0	15	7.7
McMillian, Jeremy	10	0.0	1	0	0	0.000	0	0	0	0.0
<b>TOTALS</b>	<b>11</b>	<b>73.7</b>	<b>310</b>	<b>130</b>	<b>23</b>	<b>0.419</b>	<b>1485</b>	<b>6</b>	<b>61</b>	<b>135.0</b>
<b>OPPONENT</b>	<b>11</b>	<b>167.6</b>	<b>288</b>	<b>188</b>	<b>4</b>	<b>0.653</b>	<b>2385</b>	<b>31</b>	<b>75</b>	<b>216.8</b>

### RECEIVING

Name	G	No.	Yds	Avg	TD	Long	Avg/G
Lewis, Bradford	10	37	431	11.6	2	51	43.1
Callier, Phillip	11	26	280	10.8	1	57	25.5
Allen, Ja'Marius	10	20	331	16.6	2	61	33.1
Carr, Terence	7	11	175	15.9	0	33	25.0
Goss, Brandon	7	8	95	11.9	0	19	13.6
White, Brian	9	4	53	13.3	1	25	5.9
Owens, Greg	7	4	68	17.0	0	41	9.7
Bailey, Mitchell	5	3	38	12.7	0	25	7.6
Garza, David	5	1	0	0.0	0	0	0.0
Sherman, Cory	9	1	10	10.0	0	10	1.1
Burns, Edward	11	1	-1	-1.0	0	0	-0.1
Washington, Aaron	3	1	0	0.0	0	0	0.0
<b>TOTALS</b>	<b>11</b>	<b>117</b>	<b>1480</b>	<b>12.6</b>	<b>6</b>	<b>61</b>	<b>134.5</b>
<b>OPPONENT</b>	<b>11</b>	<b>181</b>	<b>2385</b>	<b>13.2</b>	<b>31</b>	<b>75</b>	<b>216.8</b>

### TOTAL OFFENSIVE YARDS

Name	G	Plays	Rush	Pass	Total	Avg/G
Harper, Milton	9	211	-8	775	767	85.2
Griffin, Curtez	9	172	64	577	641	71.2
Callier, Phillip	11	61	288	87	375	34.1
Sherman, Cory	9	65	218	0	218	24.2
Burns, Edward	11	65	181	0	181	16.5
Bailey, Mitchell	5	37	40	0	40	8.0
Perkins, Londell	6	10	39	0	39	6.5
Smith, Darris	9	11	21	0	21	2.3
Quinn, Jonathan	3	4	12	0	12	4.0
Jackson, Charles	2	4	5	0	5	2.5
Long, Austin	9	1	1	0	1	0.1
McMillian, Jeremy	10	1	0	0	0	0.0
Lewis, Bradford	10	3	-1	0	-1	-0.1
Dobayou, Katta	7	1	-3	0	-2	-0.4
<b>TOTALS</b>	<b>11</b>	<b>679</b>	<b>769</b>	<b>1485</b>	<b>2254</b>	<b>204.9</b>
<b>OPPONENT</b>	<b>11</b>	<b>723</b>	<b>3214</b>	<b>2385</b>	<b>5599</b>	<b>509.0</b>

### SCORING

Name	TD	FGs	Kick	Rush	Rcv	Pass	Saf	DXP	Pts
Callier, Phillip	3	0	0/0	0/0	0	0/0	0	0	18
Allen, Ja'Marius	2	0	0/0	0/0	0	0/0	0	0	12
Lewis, Bradford	2	0	0/0	0/0	0	0/0	0	0	12
Griffin, Curtez	1	0	0/0	2/2	0	0/1	0	0	10
Trigueros, Erick	0	2	3/3	0/0	0	0/0	0	0	9
White, Brian	1	0	0/0	0/0	0	0/0	0	0	6
Burns, Edward	1	0	0/0	0/1	0	0/0	0	0	6
<b>TOTALS</b>	<b>10</b>	<b>2</b>	<b>3/3</b>	<b>2/4</b>	<b>0</b>	<b>0/2</b>	<b>0</b>	<b>0</b>	<b>73</b>
<b>OPPONENT</b>	<b>90</b>	<b>2</b>	<b>82/85</b>	<b>0/2</b>	<b>2</b>	<b>2/4</b>	<b>0</b>	<b>1</b>	<b>634</b>

### PUNT RETURNS

Name	No.	Yds	Avg	TD	Long
Callier, Phillip	1	11	11.0	0	11
Limbrick, D'Marcus	1	8	8.0	0	8
Allen, Ja'Marius	1	1	1.0	0	1
<b>TOTALS</b>	<b>3</b>	<b>20</b>	<b>6.7</b>	<b>0</b>	<b>11</b>
<b>OPPONENT</b>	<b>24</b>	<b>440</b>	<b>18.3</b>	<b>4</b>	<b>52</b>

### INTERCEPTION RETURNS

Name	No.	Yds	Avg	TD	Long
Limbrick, D'Marcus	2	2	0.2	0	2
Morris, DeVontae	1	5	0.1	0	0
Butler, Cedric	1	1	0.1	0	1
<b>TOTALS</b>	<b>4</b>	<b>8</b>	<b>0.4</b>	<b>0</b>	<b>2</b>
<b>OPPONENT</b>	<b>22</b>	<b>188</b>	<b>2.0</b>	<b>7</b>	<b>52</b>

### KICK RETURNS

Name	No.	Yds	Avg	TD	Long
Allen, Ja'Marius	14	292	20.9	0	0
Callier, Phillip	11	179	16.3	0	0
Lewis, Bradford	6	148	24.7	0	0
Smith, Darris	11	125	11.4	0	0
Bailey, Mitchell	3	45	15.0	0	0
Jackson, Charles	1	23	23.0	0	0
Limbrick, D'Marcus	7	20	2.9	0	0
Dobayou, Katta	2	8	4.0	0	52
Washington, Aaron	1	0	0.0	0	39
Brady, Marvin	6	-27	-4.5	0	0
<b>TOTALS</b>	<b>62</b>	<b>969</b>	<b>15.6</b>	<b>0</b>	<b>65</b>
<b>OPPONENT</b>	<b>18</b>	<b>328</b>	<b>18.2</b>	<b>0</b>	<b>65</b>

### FUMBLE RETURNS

Name	No.	Yds	Avg	TD	Long
Long, Austin	1	59	59.0	0	59
<b>TOTALS</b>	<b>1</b>	<b>59</b>	<b>59.0</b>	<b>0</b>	<b>59</b>
<b>OPPONENT</b>	<b>1</b>	<b>3</b>	<b>3.0</b>	<b>1</b>	<b>3</b>

### FIELD GOALS

Name	FGM/FGA	Pct	Long
Trigueros, Erick	2/2	1.000	49/49

### PUNTING

Name	No.	Yds	Avg	Lg	TB	FC	I20	50+	Blk
Evans, Jake	47	1439	30.6	55					
Griffin, Curtez	12	450	37.5	47					
Dobayou, Katta	12	244	20.3	53					
Washington, Aaron	4	141	35.3	46					
<b>TOTALS</b>	<b>75</b>	<b>2274</b>	<b>30.3</b>	<b>55</b>					
<b>OPPONENT</b>	<b>31</b>	<b>1151</b>	<b>37.1</b>	<b>6</b>					

### ALL-PURPOSE

Name	G	Rush	Rcv	PR	KR	IR	Total	Avg./G
Callier, Phillip	11	288	280	11	179	0	758	68.9
Allen, Ja'Marius	10	0	331	1	292	0	624	62.4
Lewis, Bradford	10	-1	431	0	148	0	578	57.8
Sherman, Cory	9	218	10	0	0	0	228	25.3
Burns, Edward	11	181	-1	0	0	0	180	16.4
Carr, Terence	7	0	175	0	0	0	175	25.0
Smith, Darris	9	21	0	0	125	0	146	16.2
Bailey, Mitchell	5	40	38	0	45	0	123	24.6
Goss, Brandon	7	0	95	0	0	0	95	13.6
Owens, Greg	7	0	68	0	0	0	68	9.7
Griffin, Curtez	9	64	0	0	0	0	64	7.1
White, Brian	9	0	53	0	0	0	53	5.9
Perkins, Londell	6	39	0	0	0	0	39	6.5
Limbrick, D'Marcus	9	0	0	8	20	2	30	3.3
Jackson, Charles	2	5	0	0	23	0	28	14.0
Quinn, Jonathan	3	12	0	0	0	0	12	4.0
Morris, DeVontae	7	0	0	0	0	5	5	0.7
Dobayou, Katta	7	-3	0	0	8	0	5	0.7
Long, Austin	9	1	0	0	0	0	1	0.1
Butler, Cedric	7	0	0	0	0	1	1	0.1
<b>TOTALS</b>	<b>11</b>	<b>769</b>	<b>1480</b>	<b>20</b>	<b>969</b>	<b>8</b>	<b>3246</b>	<b>295.1</b>
<b>OPPONENT</b>	<b>11</b>	<b>3214</b>	<b>2385</b>	<b>440</b>	<b>328</b>	<b>188</b>	<b>6555</b>	<b>595.9</b>

## ■ 2014 TEXAS COLLEGE FOOTBALL DEFENSIVE STATISTICS

Name	G	Solo	Ast	Total	TFL-Yds	Sack/Yds	Int-Yds	FR-Yds	Blk Kick	Saf
Evans, Jake	10	18	32	50	4.5--15.7	1.0/7.0	0-0	0-0	0	0
Lazard, Michael	11	21	28	49	2.5-7.5	0.0/0.0	0-0	0-0	0	0
White, Brian	9	25	21	46	1.0-2.0	0.0/0.0	0-0	1-0	0	0
Long, Austin	9	22	20	42	3.5-15.3	1.0/8.0	0-0	1-59	0	0
Gonzalez, Tyrone	9	23	18	41	2.0-2.0	0.0/0.0	0-0	0-0	0	0
Herman, Justin	10	11	29	40	1.5-2.0	1.0/2.0	0-0	0-0	0	0
Butler, Cedric	7	25	14	39	2.0-23.0	0.0/0.0	1-1	0-0	0	0
McMillian, Jeremy	10	17	21	38	2.5-36.0	0.0/0.0	0-0	0-0	0	0
Trahan, Thairean	10	13	24	37	0.5-1.0	0.0/0.0	0-0	1-0	0	0
Limbrick, D'Marcus	9	21	15	36	1.0-7.0	0.0/0.0	2-2	0-0	0	0
Hunt, Curtis	9	16	20	36	2.5-22.0	1.0/2.0	0-0	0-0	0	0
Harmon, Dexter	11	12	20	32	1.5-4.0	1.0/2.5	0-0	1-0	0	0
Medford, Greg	8	14	17	31	0.5-2.0	0.0/0.0	0-0	2-0	0	0
Whitmill, Kelvin	9	8	22	30	2.5-10.8	3.0/14.5	0-0	0-0	0	0
Halliburton, Avery	8	7	14	21	0.5-3.5	0.0/0.0	0-0	0-0	0	0
Scales, Leonard	7	8	12	20	0.0-0.0	0.0/0.0	0-0	0-0	0	0
Roberson, Alonzo	5	13	7	20	0.0-0.0	0.0/0.0	0-0	0-0	0	0
Morris, DeVontae	7	15	5	20	0.5-17.0	0.0/0.0	1-5	0-0	0	0
Blackman, Kylan	7	4	12	16	3.0-9.0	0.0/0.0	0-0	0-0	0	0
Crawford, Justin	2	6	7	13	1.5-1.5	0.0/0.0	0-0	0-0	0	0
Jordan, Blake	6	1	12	13	0.0-0.0	0.0/0.0	0-0	0-0	0	0
Nwaneri, Rhema	4	5	6	11	0.0-0.0	0.0/0.0	0-0	0-0	0	0
Williams, Zimbalist	5	8	2	10	1.0-1.0	0.0/0.0	0-0	0-0	0	0
Mason, Jeremy	10	6	4	10	1.0-0.0	0.0/0.0	0-0	0-0	0	0
Levy, Joshua	6	3	3	6	0.0-0.0	0.0/0.0	0-0	0-0	0	0
Clark, Zee	4	1	4	5	0.0-0.0	0.0/0.0	0-0	0-0	0	0
Holt, Tony	5	1	4	5	0.0-0.0	0.0/0.0	0-0	0-0	0	0
Binion, Dominique	1	2	2	4	0.0-0.0	0.0/0.0	0-0	0-0	0	0
Goss, Brandon	7	2	1	3	0.0-0.0	0.0/0.0	0-0	0-0	0	0
Toe, Morris	6	1	2	3	0.0-0.0	0.0/0.0	0-0	0-0	0	0
Owens, Greg	7	2	1	3	0.0-0.0	0.0/0.0	0-0	0-0	0	0
Smith, Darris	9	1	1	2	0.0-0.0	0.0/0.0	0-0	0-0	0	0
Sherman, Cory	9	2	0	2	0.0-0.0	0.0/0.0	0-0	0-0	0	0
Allen, Ja'Marius	10	2	0	2	0.0-0.0	0.0/0.0	0-0	0-0	0	0
Burns, Edward	11	1	1	2	0.0-0.0	0.0/0.0	0-0	0-0	0	0
Lewis, Bradford	10	1	1	2	0.0-0.0	0.0/0.0	0-0	0-0	0	0
Garza, David	5	1	1	2	0.0-0.0	0.0/0.0	0-0	0-0	0	0
Brady, Marvin	5	0	2	2	0.0-0.0	0.0/0.0	0-0	0-0	0	0
Carr, Terence	7	2	0	2	0.0-0.0	0.0/0.0	0-0	0-0	0	0
Villanueva, Philip	6	1	1	2	1.0-1.0	0.0/0.0	0-0	0-0	0	0
Cheatum, Michael	3	1	0	1	0.0-0.0	0.0/0.0	0-0	0-0	0	0
Johnson, Oliver	3	1	0	1	0.0-0.0	0.0/0.0	0-0	0-0	0	0
Griffin, Curtez	9	0	1	1	0.0-0.0	0.0/0.0	0-0	0-0	0	0
Washington, Aaron	3	1	0	1	0.0-0.0	0.0/0.0	0-0	0-0	0	0
Harper, Milton	9	0	1	1	0.0-0.0	0.0/0.0	0-0	0-0	0	0
Callier, Phillip	11	1	0	1	0.0-0.0	0.0/0.0	0-0	0-0	0	0
Bailey, Mitchell	5	0	1	1	0.0-0.0	0.0/0.0	0-0	0-0	0	0
<b>TOTALS</b>	<b>11</b>	<b>346</b>	<b>409</b>	<b>755</b>	<b>36.5-152.0</b>	<b>8.0/36.0</b>	<b>4-8</b>	<b>6-59</b>	<b>2</b>	<b>0</b>
<b>OPPONENT</b>	<b>11</b>	<b>331</b>	<b>268</b>	<b>599</b>	<b>124.0-579.0</b>	<b>44.5/294.0</b>	<b>22-188</b>	<b>4-3</b>	<b>3</b>	<b>1</b>

# TEXAS COLLEGE AT MISSISSIPPI COLLEGE

Game #1 - September 5, 2015  
Robinson-Hale Stadium - Clinton, Miss.

RECAP

SCORE BY QUARTERS	1ST	2ND	3RD	4TH	FINAL
Texas College					
Mississippi College					
<b>1ST QUARTER</b>					
<b>2ND QUARTER</b>					
<b>3RD QUARTER</b>					
<b>4TH QUARTER</b>					

TEAM STATS	TC	MC	INDIVIDUAL LEADERS
First Downs			<b>RUSHING</b>
Rushes-Yards			MC
Passing Yards			
Comp.-Att.-Int.			TC
Total Plays-Yards			
Fumbles-Lost			<b>PASSING</b>
Penalties-Yards			MC
Punts-Avg.			
Punt returns			TC
Kickoff returns			
Interceptions			<b>RECEIVING</b>
Possession Time			MC
3rd-Down Conv.			
4th-Down Conv.			TC
Red-Zone Scores			
Sacks By-Yards			<b>DEFENSE</b>
			MC
			TC

# MISSISSIPPI COLLEGE AT NORTH ALABAMA

Game #2 - September 12, 2015  
Braly Municipal Stadium - Florence, Ala.

RECAP

SCORE BY QUARTERS	1ST	2ND	3RD	4TH	FINAL
Mississippi College					
North Alabama					
<b>1ST QUARTER</b>					
<b>2ND QUARTER</b>					
<b>3RD QUARTER</b>					
<b>4TH QUARTER</b>					

TEAM STATS	MC	UNA	INDIVIDUAL LEADERS
First Downs			<b>RUSHING</b>
Rushes-Yards			MC
Passing Yards			
Comp.-Att.-Int.			UNA
Total Plays-Yards			
Fumbles-Lost			<b>PASSING</b>
Penalties-Yards			MC
Punts-Avg.			
Punt returns			UNA
Kickoff returns			
Interceptions			<b>RECEIVING</b>
Possession Time			MC
3rd-Down Conv.			
4th-Down Conv.			UNA
Red-Zone Scores			
Sacks By-Yards			<b>DEFENSE</b>
			MC
			UNA

# BELHAVEN AT MISSISSIPPI COLLEGE

Game #3 - September 19, 2015  
Robinson-Hale Stadium - Clinton, Miss.

RECAP

SCORE BY QUARTERS	1ST	2ND	3RD	4TH	FINAL
Belhaven					
Mississippi College					
<b>1ST QUARTER</b>					
<b>2ND QUARTER</b>					
<b>3RD QUARTER</b>					
<b>4TH QUARTER</b>					

TEAM STATS	BEL	MC	INDIVIDUAL LEADERS
First Downs			<b>RUSHING</b>
Rushes-Yards			MC
Passing Yards			
Comp.-Att.-Int.			BEL
Total Plays-Yards			<b>PASSING</b>
Fumbles-Lost			MC
Penalties-Yards			
Punts-Avg.			BEL
Punt returns			
Kickoff returns			<b>RECEIVING</b>
Interceptions			MC
Possession Time			
3rd-Down Conv.			BEL
4th-Down Conv.			
Red-Zone Scores			<b>DEFENSE</b>
Sacks By-Yards			MC
			BEL

# MISSISSIPPI COLLEGE AT MCNEESE STATE

Game #4 - September 26, 2015  
Cowboy Stadium - Lake Charles, La.

RECAP

SCORE BY QUARTERS	1ST	2ND	3RD	4TH	FINAL
Mississippi College					
McNeese State					
<b>1ST QUARTER</b>					
<b>2ND QUARTER</b>					
<b>3RD QUARTER</b>					
<b>4TH QUARTER</b>					

TEAM STATS	MC	MSU	INDIVIDUAL LEADERS
First Downs			<b>RUSHING</b>
Rushes-Yards			MC
Passing Yards			
Comp.-Att.-Int.			MSU
Total Plays-Yards			<b>PASSING</b>
Fumbles-Lost			MC
Penalties-Yards			
Punts-Avg.			BEL
Punt returns			MSU
Kickoff returns			<b>RECEIVING</b>
Interceptions			MC
Possession Time			
3rd-Down Conv.			MSU
4th-Down Conv.			
Red-Zone Scores			<b>DEFENSE</b>
Sacks By-Yards			MC
			MSU

## SHORTER AT MISSISSIPPI COLLEGE

Game #5 - October 3, 2015  
Robinson-Hale Stadium - Clinton, Miss.

RECAP

SCORE BY QUARTERS	1ST	2ND	3RD	4TH	FINAL
Shorter					
Mississippi College					
<b>1ST QUARTER</b>					
<b>2ND QUARTER</b>					
<b>3RD QUARTER</b>					
<b>4TH QUARTER</b>					

TEAM STATS	SU	MC	INDIVIDUAL LEADERS
First Downs			<b>RUSHING</b>
Rushes-Yards			MC
Passing Yards			
Comp.-Att.-Int.			SU
Total Plays-Yards			
Fumbles-Lost			<b>PASSING</b>
Penalties-Yards			MC
Punts-Avg.			
Punt returns			SU
Kickoff returns			
Interceptions			<b>RECEIVING</b>
Possession Time			MC
3rd-Down Conv.			
4th-Down Conv.			SU
Red-Zone Scores			
Sacks By-Yards			<b>DEFENSE</b>
			MC
			SU

## MISSISSIPPI COLLEGE AT VALDOSTA STATE

Game #6 - October 17, 2015  
Bazemore-Hyder Stadium - Valdosta, Ga.

RECAP

SCORE BY QUARTERS	1ST	2ND	3RD	4TH	FINAL
Mississippi College					
Valdosta State					
<b>1ST QUARTER</b>					
<b>2ND QUARTER</b>					
<b>3RD QUARTER</b>					
<b>4TH QUARTER</b>					

TEAM STATS	MC	VSU	INDIVIDUAL LEADERS
First Downs			<b>RUSHING</b>
Rushes-Yards			MC
Passing Yards			
Comp.-Att.-Int.			VSU
Total Plays-Yards			
Fumbles-Lost			<b>PASSING</b>
Penalties-Yards			MC
Punts-Avg.			
Punt returns			VSU
Kickoff returns			
Interceptions			<b>RECEIVING</b>
Possession Time			MC
3rd-Down Conv.			
4th-Down Conv.			VSU
Red-Zone Scores			
Sacks By-Yards			<b>DEFENSE</b>
			MC
			VSU

# FLORIDA TECH AT MISSISSIPPI COLLEGE

Game #7 - October 24, 2015  
Robinson-Hale Stadium - Clinton, Miss.

RECAP

SCORE BY QUARTERS	1ST	2ND	3RD	4TH	FINAL
Florida Tech					
Mississippi College					
<b>1ST QUARTER</b>					
<b>2ND QUARTER</b>					
<b>3RD QUARTER</b>					
<b>4TH QUARTER</b>					

TEAM STATS	FIT	MC	INDIVIDUAL LEADERS
First Downs			<b>RUSHING</b>
Rushes-Yards			MC
Passing Yards			
Comp.-Att.-Int.			FIT
Total Plays-Yards			
Fumbles-Lost			<b>PASSING</b>
Penalties-Yards			MC
Punts-Avg.			
Punt returns			FIT
Kickoff returns			
Interceptions			<b>RECEIVING</b>
Possession Time			MC
3rd-Down Conv.			
4th-Down Conv.			FIT
Red-Zone Scores			
Sacks By-Yards			<b>DEFENSE</b>
			MC
			FIT

# WEST GEORGIA AT MISSISSIPPI COLLEGE

Game #8 - October 31, 2015  
Robinson-Hale Stadium - Clinton, Miss.

RECAP

SCORE BY QUARTERS	1ST	2ND	3RD	4TH	FINAL
West Georgia					
Mississippi College					
<b>1ST QUARTER</b>					
<b>2ND QUARTER</b>					
<b>3RD QUARTER</b>					
<b>4TH QUARTER</b>					

TEAM STATS	UWG	MC	INDIVIDUAL LEADERS
First Downs			<b>RUSHING</b>
Rushes-Yards			MC
Passing Yards			
Comp.-Att.-Int.			UWG
Total Plays-Yards			
Fumbles-Lost			<b>PASSING</b>
Penalties-Yards			MC
Punts-Avg.			
Punt returns			UWG
Kickoff returns			
Interceptions			<b>RECEIVING</b>
Possession Time			MC
3rd-Down Conv.			
4th-Down Conv.			UWG
Red-Zone Scores			
Sacks By-Yards			<b>DEFENSE</b>
			MC
			UWG

# MISSISSIPPI COLLEGE AT WEST ALABAMA

Game #9 - November 7, 2015  
Tiger Stadium - Livingston, Ala.

RECAP

SCORE BY QUARTERS	1ST	2ND	3RD	4TH	FINAL
Mississippi College					
West Alabama					
<b>1ST QUARTER</b>					
<b>2ND QUARTER</b>					
<b>3RD QUARTER</b>					
<b>4TH QUARTER</b>					

TEAM STATS	MC	UWA	INDIVIDUAL LEADERS
First Downs			<b>RUSHING</b>
Rushes-Yards			MC
Passing Yards			
Comp.-Att.-Int.			UWA
Total Plays-Yards			<b>PASSING</b>
Fumbles-Lost			MC
Penalties-Yards			
Punts-Avg.			UWA
Punt returns			
Kickoff returns			<b>RECEIVING</b>
Interceptions			MC
Possession Time			
3rd-Down Conv.			UWA
4th-Down Conv.			
Red-Zone Scores			<b>DEFENSE</b>
Sacks By-Yards			MC
			UWA

# DELTA STATE AT MISSISSIPPI COLLEGE

Game #10 - November 14, 2015  
Robinson-Hale Stadium - Clinton, Miss.

RECAP

SCORE BY QUARTERS	1ST	2ND	3RD	4TH	FINAL
Delta State					
Mississippi College					
<b>1ST QUARTER</b>					
<b>2ND QUARTER</b>					
<b>3RD QUARTER</b>					
<b>4TH QUARTER</b>					

TEAM STATS	DSU	MC	INDIVIDUAL LEADERS
First Downs			<b>RUSHING</b>
Rushes-Yards			MC
Passing Yards			
Comp.-Att.-Int.			DSU
Total Plays-Yards			<b>PASSING</b>
Fumbles-Lost			MC
Penalties-Yards			
Punts-Avg.			DSU
Punt returns			
Kickoff returns			<b>RECEIVING</b>
Interceptions			MC
Possession Time			
3rd-Down Conv.			DSU
4th-Down Conv.			
Red-Zone Scores			<b>DEFENSE</b>
Sacks By-Yards			MC
			DSU



# 2015 GULF SOUTH CONFERENCE PRESEASON RELEASE

August 5, 2015



Contact: Michael Anderson, Assistant Commissioner for Championships and Communications | [mikeanderson@gscsports.org](mailto:mikeanderson@gscsports.org)  
Phone: (205) 991-9880 | Fax: (205) 437-0505 | Twitter: @GulfSouth | Facebook: The Gulf South Conference | Instagram: [gscsports](#)

## WEST GEORGIA NAMED 2015 GSC FOOTBALL FAVORITE

**Birmingham, AL**—For the first time ever, the **University of West Georgia** finished atop the Gulf South Conference Preseason Coaches' Poll, entering 2015 as the favorite to claim the league crown.

UWG carried the momentum left over from a storybook 2014 campaign, which saw the Wolves advance to the NCAA Playoff Semifinals for the first time in school history. West Georgia compiled 34 total points led by five first-place votes and one-third place selection. UWG's previous best finish in the poll came with a second-place effort in 2000. In fact, UWG is the first team other than Delta State, North Alabama and Valdosta State to top the poll since 2000 when former Southern Arkansas finished first.

Only one point separates second and third place, as 2014 GSC Co-Champions **Delta State** (30) and **North Alabama** (29) shared the final two first-place nods. **Valdosta State** came in at fourth place with 19 points, followed by **Florida Tech's** 17-point total. Completing the seven-team list was **West Alabama** (12) and **Shorter** (six).

### 2015 GSC FOOTBALL PRE-SEASON COACHES' POLL

<u>SCHOOL</u>	<u>1st</u>	<u>2nd</u>	<u>3rd</u>	<u>4th</u>	<u>5th</u>	<u>6th</u>	<u>Total</u>
West Georgia	5	—	1	—	—	—	34
Delta State	1	4	1	—	—	—	30
North Alabama	1	3	2	—	—	—	29
Valdosta State	—	—	2	3	1	—	19
Florida Tech	—	—	1	4	—	1	17
West Alabama	—	—	—	—	6	—	12
Shorter	—	—	—	—	—	6	6

**NOTE:** The Head Coaches voted in this poll. Teams received 6 points for a first place vote, 5 for a second place vote, etc. The Head Coaches were not allowed to vote for their own squads.

## 2015 PRESEASON ALL-GSC TEAM

The 2015 Preseason All-GSC Football Team includes 33 total members and is led by 10 returning Preseason players and 15 All-Conference First Teamers spanning the past three seasons.

**North Alabama** led the way with eight total Preseason standouts, while **Delta State**, **Florida Tech** and **West Georgia** each provided six total members. **Valdosta State** (four), **West Alabama** (two) and **Shorter** (one) closed out the representation.

**VSU running back Cedric O'Neal** headlines the offense, returning to the Preseason list for the third year in a row after securing All-GSC accolades in all three of his previous seasons. **DSU wide receiver Casey Osborne**, **UNA wideout Lee Mayhall**, **FIT tight end Gabe Hughes** and **UWG offensive guard Orion Awa-Dubose** are back from the 2014 Preseason Team. **North Alabama running back Lamonte Thompson** is back after claiming Preseason laurels in 2013. **DSU's Osborne** and **West Georgia center Harley Vaughn** are unanimous honorees, while **Florida Tech quarterback Mark Cato** and **Vaughn** are the lone sophomores on the entire squad.

**Shorter defensive back Jordan Shaw** spearheads the defensive after earning the 2014 GSC Defensive Player of the Year award. Defensive backs, **UNA's Philbert Martial** and **FIT's Manny Abad**, return from the 2013 Preseason squad. Unanimous defensive members include **UWG defensive lineman Alex Armah**, **North Alabama defensive lineman Tyler Smith**, **UWA defensive lineman Jared Washington** and **VSU linebacker Kenny Murphy**.

**West Alabama placekicker Mark Grant** and **West Georgia punter James Dugan** earn consecutive Preseason nods, while **Dugan** earned a unanimous selection after making post-season All-GSC the last two seasons. **North Alabama duo Philbert Martial** and **Will Lovelace** round out Special Teams.

### OFFENSE

POS	NAME	SCHOOL	HT	WT	YEAR	HOMETOWN
QB	\$%Mark Cato	Florida Tech	6-2	205	SO	Alachua, Fla.
RB	!@\$&+Cedric O'Neal	Valdosta State	6-0	213	SR	Dublin, Ga.
RB	#Trevor Sand	Florida Tech	5-11	205	JR	Seminole, Fla.
RB	@#*~Lamonte Thompson	North Alabama	5-8	175	SR	Florence, Ala.
WR	!#*Casey Osborne (U)	Delta State	6-3	205	SR	Flowery Branch, Ga.
WR	\$Chris Anderson	Valdosta State	5-8	195	SR	Brunswick, Ga.
WR	\$Shaq Hall	West Georgia	6-3	200	SR	Burlington, N.J.
WR	!\$Lee Mayhall	North Alabama	5-10	175	SR	Jackson, Tenn.
TE	!#*Gabe Hughes	Florida Tech	6-4	235	SR	Lighthouse Point, Fla
G	Stephen Evans	North Alabama	6-4	290	JR	Boston, Mass.
G	!#Orion Awa-Dubose	West Georgia	6-1	310	SR	Oxnard, Calif.
T	Jalen Beavers	North Alabama	6-3	330	SR	Stringer, Miss.
T	\$Mose Countryman	Delta State	6-5	280	SR	Jacksonville, Fla.
T	\$Matt Garcia	Florida Tech	6-5	275	SR	Orange Park, Fla.
C	Harley Vaughn (U)	West Georgia	6-3	292	SO	Dawsonville, Ga.

### DEFENSE

POS	NAME	SCHOOL	HT	WT	YEAR	HOMETOWN
DL	\$Alex Armah (U)	West Georgia	6-2	245	JR	Lawrenceville, Ga.
DL	Tyler Smith (U)	North Alabama	5-10	255	JR	Rogersville, Ala.
DL	Jared Washington (U)	West Alabama	6-2	305	SR	Lanett, Ala.
DL	#Randall Boyd	Delta State	6-0	245	SR	Forrest, Miss.
LB	#Kenny Murphy (U)	Valdosta State	6-2	240	SR	Glennville, Ga.
LB	#J.J. Sanders	Florida Tech	5-10	235	SR	Columbus, Ohio
LB	#Wilson Curtis	Delta State	6-2	200	JR	Winnsboro, La.
LB	\$Sharmaine Washington	Valdosta State	6-1	232	JR	Moultrie, Ga.
DB	!#Philbert Martial	North Alabama	5-10	175	JR	Mobile, Ala.
DB	^#Jordan Shaw	Shorter	6-2	215	SR	Jasper, Ga.
DB	\$Romelo Wilson	Delta State	5-11	170	JR	Ewa Beach, H.I.
DB	!\$*Manny Adad	Florida Tech	6-1	175	JR	Fort Lauderdale, Fla.
DB	\$Carlos Hutton	West Georgia	5-11	170	SR	Carrollton, Ga.
DB	#*Richard Nash	Delta State	5-9	180	SR	Macon, Ga.

### SPECIAL TEAMS

POS	NAME	SCHOOL	HT	WT	YEAR	HOMETOWN
PK	!&Mark Grant	West Alabama	5-7	160	JR	Panama City, Fla.
P	!#*James Dugan (U)	West Georgia	6-5	210	SR	Carrollton, Ga.
RS	\$Philbert Martial	North Alabama	5-10	175	JR	Mobile, Ala.
BT	\$Wil Lovelace	North Alabama	5-11	200	SO	Florence, Ala.

**NOTES:** !—2014 Preseason All-GSC Team; @—2013 Preseason All-GSC Team; #—2014 First Team All-GSC; \$—2014 Second Team All-GSC; %—2014 GSC Offensive Freshman of the Year; ^—2014 GSC Defensive Player of the Year; &—2013 First Team All-GSC; \*—2013 Second Team All-GSC; +—2012 First Team All-GSC; ~—2012 Second Team All-GSC; (U)—Unanimous Selection; BT—Blocking Team; LS—Long Snapper; The 2014 GSC Pre-Season Football Team was selected by the Head Coaches. Balloting that ended in a tie was not broken. Coaches were not allowed to vote for their own players.

## 2015 TOP NEWCOMERS

<b><i>POS</i></b>	<b><i>NAME</i></b>	<b><i>SCHOOL</i></b>	<b><i>YEAR</i></b>	<b><i>LAST SCHOOL   HOMETOWN</i></b>
DE	Erin Brown	Delta State	JR	Monroe, La.   Hinds CC
DE	Justin Evans	Delta State	SR	Haynesville, La.   Northwestern State Univ.
DB	De'quan Reddick	Delta State	JR	Palmetto, Fla.   New Mexico Military Institute
DB	Tra'vez Taylor	Delta State	JR	Summit, Miss.   Southwest Mississippi CC
LB	Demetrius Allen	Florida Tech	SR	Miami, Fla.   Western Illinois
WR	T.J. Lowder	Florida Tech	SR	Panama City, Fla.   Florida International
OL	Cory Sanicky	Florida Tech	JR	Redondo Beach, Calif.   El Camino CC
OL	Blake Stone	Florida Tech	JR	Jacksonville, Fla.   Charleston Southern
QB	Raymond Cotton	Mississippi College	SR	Fort Meade, Md.   Belhaven Univ.
RB	Josh Dixon	Mississippi College	JR	Clinton, Miss.   Hinds CC
DB	Chris Lyles	Mississippi College	JR	Jackson, Miss.   Hinds CC
DL	JaQarius Scott	Mississippi College	JR	Meridian, Miss.   East MS CC
QB	Blake Hawkins	North Alabama	FR	Florence, Ala.   Florence HS
WR	Jaylan Jackson	North Alabama	FR	Hartselle, Ala.   Hartselle HS
LB	Mike McGhee	North Alabama	FR	Oxford, Miss.   Oxford HS
DE	E.J. Parnell	North Alabama	JR	Los Angeles, Calif.   San Diego Mesa CC
DL	Randall Blash	Shorter	SO	Macon, Ga.   North Georgia Sports Academy
OL	Kevin Ramirez	Shorter	FR	LaGrange, Ga.   LaGrange HS
RB	Maurice Sutton	Shorter	FR	Cleveland, Ga.   White County HS
DL	Clayton Swint	Shorter	SO	Carrollton, Ga.   Reinhardt College
WR	Stephen Denmark	Valdosta State	FR	Tallahassee, Fla.   Rickards HS
WR	T.J. Skelton	Valdosta State	FR	Jefferson, Ga.   Jefferson HS
OL	Aram Wynn	Valdosta State	FR	St. Petersburg, Fla.   Lakewood HS
QB	Dezmon Huntley	West Alabama	FR	Mableton, Ga.   Pebblebrook HS
QB	Trent Thompson	West Alabama	JR	Powder Springs, Ga.   Tennessee Tech
NT	Mike Williams	West Alabama	SO	Dothan, Ala.   Barbour County HS
LB	Felix Woods	West Alabama	JR	Lake City, Fla.   Weber State Univ.
DT	Jason Carr	West Georgia	JR	Memphis, Tenn.   Northeast CC
DE	Dylan Donahue	West Georgia	JR	Billings, Mont.   Palomar College
RB	LeMarkus Franks	West Georgia	JR	Leaksville, Miss.   Northeast CC
OT	Dominique Robertson	West Georgia	JR	Redlands, Calif.   Texas Tech Univ.

**NOTE:** A maximum of four Top Newcomers are submitted by the Head Coaches during the Pre-Season All-GSC nomination process.

## 2015 GSC GAME OF THE WEEK SCHEDULE

The Gulf South Conference officially announced the lineup for the 11th season of its GSC Football Game of the Week today. ESPN3 became the exclusive carrier of GSC-TV last year and the package's success resulted in a two-year extension starting in 2015.

"The Gulf South Conference fields the top teams in NCAA Division II and it makes sense for us to work with ESPN to showcase these institutions and student-athletes on its live multi-screen network, ESPN3," said GSC Commissioner Matt Wilson.

"We are excited about the games featured on the slate. Every week presents intriguing story-lines and high-caliber matchups."

The GSC Football Game of the Week will bring 10 games to ESPN3, including nine Saturday contests and one Thursday night clash. All eight Conference squads are featured at least twice. Florida Tech, North Alabama, Valdosta State and West Georgia lead the way with three appearances, followed by Delta State, Mississippi College, Shorter and West Alabama.

Braly Municipal Stadium will be the setting for the first two games when UNA hosts MC in the opener on September 12, followed by the second contest two weeks later as FIT goes to Florence, Alabama on September 26.

Play-by-play commentator Don Russell and color commentator Rick Rhodes will continue to lead the coverage from the booth, while Gulf Coast Mobile, L.L.C. will produce the package for the fourth year in a row.

### About ESPN3

ESPN3 is ESPN's live multi-screen sports network, a destination that delivers thousands of exclusive sports events annually. It is accessible online at WatchESPN.com, on smartphones and tablets via the WatchESPN app and streamed on televisions through Amazon Fire TV and Fire TV Stick, Apple TV, Chromecast, Roku, Xbox 360 and Xbox One. The network is currently available to more than 99 million homes at no additional cost to fans who receive their high-speed Internet connection or video subscription from an affiliated service provider. The network is also available at no cost to approximately 21 million U.S. college students and U.S.-based military personnel via computers, smartphones and tablets connected to on-campus educational and on-base military broadband and Wi-Fi networks.

2015 GSC GAME OF THE SCHEDULE			
<u>Date</u>	<u>Day</u>	<u>Game</u>	<u>Time</u>
Sept. 12	Sat.	Mississippi College at North Alabama	7:00 ET/6:00 CT
Sept. 26	Sat.	Florida Tech at North Alabama	7:00 ET/6:00 CT
Oct. 3	Sat.	Florida Tech at Delta State	7:00 ET/6:00 CT
Oct. 10	Sat.	Valdosta State at West Georgia	2:00 ET/1:00 CT
Oct. 17	Sat.	Shorter at West Alabama	3:00 ET/2:00 CT
Oct. 22	Thurs.	Valdosta State at Shorter	7:30 ET/6:30 CT
Oct. 24	Sat.	North Alabama at West Georgia	2:00 ET/1:00 CT
Oct. 31	Sat.	West Alabama at Valdosta State	2:00 ET/1:00 CT
Nov. 7	Sat.	West Georgia at Florida Tech	1:00 ET/12:00 CT
Nov. 14	Sat.	Delta State at Mississippi College	8:00 ET/7:00 CT

## GSC IN NATIONAL PRE-SEASON PUBLICATIONS

### LINDY'S PRE-SEASON PREDICTIONS

#### Top 25

- |                              |                              |
|------------------------------|------------------------------|
| 1. Minnesota State           | 14. Lenoir-Rhyne             |
| 2. <b>West Georgia</b>       | 15. CSU-Pueblo               |
| 3. Minnesota-Duluth          | 16. West Chester             |
| 4. Bloomsburg                | 17. Angelo State             |
| 5. <b>North Alabama</b>      | 18. Michigan Tech            |
| 6. Pittsburg State           | 19. Ouachita Baptist         |
| 7. Concord                   | 20. Grand Valley State       |
| 8. <b>Valdosta State</b>     | 21. Colorado School of Mines |
| 9. <b>Delta State</b>        | 22. Tuskegee                 |
| 10. Ferris State             | 23. Ashland (Ohio)           |
| 11. Sioux Falls              | 24. Azusa Pacific            |
| 12. Ohio Dominican           | 25. Slippery Rock            |
| 13. Northwest Missouri State |                              |

### SPORTING NEWS PRE-SEASON PREDICTIONS

#### Top 25

- |                              |                          |
|------------------------------|--------------------------|
| 1. Minnesota Duluth          | 14. Pittsburg State      |
| 2. Ferris State              | 15. Angelo State         |
| 3. CSU-Pueblo                | 16. <b>North Alabama</b> |
| 4. Ohio Dominican            | 17. Ouachita Baptist     |
| 5. Concord                   | 18. West Chester         |
| 6. Minnesota State-Mankato   | 19. Lenoir-Rhyne         |
| 7. Northwest Missouri State  | 20. Sioux Falls          |
| 8. <b>West Georgia</b>       | 21. <b>Delta State</b>   |
| 9. Slippery Rock             | 22. Central Washington   |
| 10. West Texas A&M           | 23. Virginia State       |
| 11. <b>Valdosta State</b>    | 24. Tuskegee             |
| 12. Colorado School of Mines | 25. Azusa Pacific        |
| 13. Bloomsburg               |                          |

### USA Football Preseason Team

#### **First Team**

DL-Trevaris Horton, Shorter  
 DL-Randall Boyd, Delta State  
 LB-J.J. Sanders, Florida Tech  
 LB-Kenny Murphy, Valdosta State  
 LB-Wilson Curtis, Delta State  
 DB-Jordan Shaw, Shorter  
 DB-Philbert Martial, North Alabama  
 DB-Richard Nash, Delta State  
 P-James Dugan, West Georgia

#### **Second Team**

QB-Mark Cato, Florida Tech  
 QB-Tyler Sullivan, Delta State  
 QB-Luke Wingo, North Alabama  
 WR-Chris Anderson, Valdosta State  
 WR-Lee Mayhall, North Alabama  
 WR-Shaq Hall, West Georgia  
 WR-Justin Leavy, Delta State  
 TE-Ty Morgan, West Alabama  
 LS-Will Lovelace, North Alabama  
 OL-Orion Awa-Dubose, West Georgia  
 OL-Chris Beno, Shorter  
 OL-Mose Countryman, Delta State  
 OL-Matt Garcia, Florida Tech  
 DL-Alex Armah, West Georgia  
 LB-Zach Butts, Shorter  
 LB-Chris Stapleton, Florida Tech  
 LB-Sharmaine Washington, Valdosta State  
 DB-Larry Murphy, Valdosta State  
 DB-Levi Fall, North Alabama  
 DB-Manny Abad, Florida Tech  
 DB-Carlos Hutton, West Georgia  
 DB-Laronji Vason, West Georgia  
 DB-Romelo Wilson, Delta State

### InstaScouting Division II Preseason Team

#### **Defense**

LB-J.J. Sanders, Florida Tech  
 DB-Jordan Shaw, Shorter

## 2015 GSC TEAM SCHEDULES



### DELTA STATE STATESMEN



Date	Day	Opponent	Time	Series
Sept. 03	THUR	Fort Valley State	6:00 pm	2-2-0
Sept. 12	SAT	@ Texas A&M-Commerce	7:00 pm	2-3-0
Sept. 19	SAT	Kentucky Wesleyan	6:00 pm	0-0-0
Sept. 26	SAT	Albany State	2:00 pm	1-0-0
Oct. 03	SAT	<b>\$Florida Tech</b>	6:00 pm	2-0-0
Oct. 10	SAT	<b>@ Shorter</b>	1:30 pm	2-1-0
Oct. 17	SAT	<b>West Georgia</b>	6:00 pm	18-11-0
Oct. 24	SAT	<b>West Alabama</b>	6:00 pm	35-22-3
Oct. 31	SAT	<b>@ North Alabama</b>	1:30 pm	26-31-1
Nov. 07	SAT	<b>*Valdosta State</b>	4:00 pm	20-13-1
Nov. 14	SAT	<b>\$@ Mississippi College</b>	7:00 pm	18-15-2

GSC Games in **BOLD**

\$—GSC TV Game of the Week

\*—Homecoming

ALL TIMES LOCAL



### FLORIDA TECH PANTHERS



*Florida Tech*

Date	Day	Opponent	Time	Series
Sept. 05	SAT	Newberry	7:00 pm	0-1-0
Sept. 12	SAT	@ Southeastern Louisiana	7:00 pm	0-0-0
Sept. 19	SAT	Warner	7:00 pm	1-0-0
Sept. 26	SAT	<b>\$@ North Alabama</b>	6:00 pm	0-2-0
Oct. 03	SAT	<b>\$Delta State</b>	6:00 pm	0-2-0
Oct. 10	SAT	<b>West Alabama</b>	7:00 pm	1-1-0
Oct. 17	SAT	@ Fort Valley State	6:00 pm	0-0-0
Oct. 24	SAT	<b>@ Mississippi College</b>	3:00 pm	1-0-0
Oct. 31	SAT	<b>Shorter</b>	7:00 pm	2-0-0
Nov. 07	SAT	<b>\$*West Georgia</b>	1:00 pm	0-2-0
Nov. 14	SAT	<b>@ Valdosta State</b>	3:00 pm	0-2-0

GSC Games in **BOLD**

\$--GSC TV Game of the Week

\*---Homecoming

ALL TIMES LOCAL



### MISSISSIPPI COLLEGE CHOCTAWS



Date	Day	Opponent	Time	Series
Sept. 05	SAT	Texas College	7:00 pm	0-0-0
Sept. 12	SAT	<b>\$@ North Alabama</b>	6:00 pm	14-15-2
Sept. 19	SAT	Belhaven	7:00 pm	3-2-0
Sept. 26	SAT	@ McNeese State	6:00 pm	0-2-0
Oct. 03	SAT	<b>Shorter</b>	7:00 pm	0-1-0
Oct. 17	SAT	<b>@ Valdosta State</b>	1:00 pm	8-6-1
Oct. 24	SAT	<b>*Florida Tech</b>	3:00 pm	0-1-0
Oct. 31	SAT	<b>West Georgia</b>	3:00 pm	9-4-0
Nov. 07	SAT	<b>@ West Alabama</b>	2:00 pm	19-19-3
Nov. 14	SAT	<b>\$Delta State</b>	3:00 pm	15-18-2

GSC Games in **BOLD**

\$—GSC TV Game of the Week

\*—Homecoming

ALL TIMES LOCAL

**Note:** Games against GSC teams count toward league standings, but MC is not eligible for the GSC Title until 2016



### NORTH ALABAMA LIONS



Date	Day	Opponent	Time	Series
Sept. 06	SUN	!Miles	6:00 pm	8-0-0
Sept. 12	SAT	<b>\$Mississippi College</b>	6:00 pm	15-14-2
Sept. 26	SAT	<b>\$Florida Tech</b>	6:00 pm	2-0-0
Oct. 03	SAT	<b>@ Valdosta State</b>	2:00 pm	22-16-1
Oct. 10	SAT	@ Western Oregon	1:00 pm	1-0-0
Oct. 17	SAT	*UNC-Pembroke	6:00 pm	2-0-0
Oct. 24	SAT	<b>\$@ West Georgia</b>	2:00 pm	21-11-0
Oct. 31	SAT	<b>Delta State</b>	1:30 pm	31-26-1
Nov. 07	SAT	<b>@ Shorter</b>	1:30 pm	3-0-0
Nov. 14	SAT	<b>West Alabama</b>	1:30 pm	50-17-1

GSC Games in **BOLD**

\$—GSC TV Game of the Week

\*—Homecoming

ALL TIMES LOCAL

!—@ Birmingham, Ala. (Legion Field)

## 2015 GSC TEAM SCHEDULES



### SHORTER HAWKS



Date	Day	Opponent	Time	Series
Sept. 05	SAT	Univ. of Faith	1:30 pm	0-0-0
Sept. 12	SAT	@ Carson-Newman	1:00 pm	0-2-0
Sept. 19	SAT	@ Kennesaw State	1:00 pm	0-0-0
Sept. 26	SAT	@ Southeast Missouri State	2:00 pm	0-0-0
Oct. 03	SAT	@ <b>Mississippi College</b>	7:00 pm	1-0-0
Oct. 10	SAT	* <b>Delta State</b>	1:30 pm	1-2-0
Oct. 17	SAT	<b>\$@ West Alabama</b>	2:00 pm	0-3-0
Oct. 22	THUR	<b>\$Valdosta State</b>	7:30 pm	0-3-0
Oct. 31	SAT	@ <b>Florida Tech</b>	7:00 pm	0-2-0
Nov. 07	SAT	<b>North Alabama</b>	1:30 pm	0-3-0
Nov. 14	SAT	@ <b>West Georgia</b>	2:00 pm	1-2-0

GSC Games in **BOLD**  
\$—GSC TV Game of the Week

\*—Homecoming  
ALL TIMES LOCAL



### VALDOSTA STATE BLAZERS



Date	Day	Opponent	Time	Series
Sept. 05	SAT	@ Albany State	7:00 pm	15-1-0
Sept. 12	SAT	!Winston-Salem State	6:00 pm	2-0-0
Sept. 26	SAT	Cumberland (Tenn.)	4:00 pm	0-0-0
Oct. 03	SAT	<b>North Alabama</b>	2:00 pm	17-21-1
Oct. 10	SAT	<b>\$@ West Georgia</b>	2:00 pm	22-10-0
Oct. 17	SAT	<b>Mississippi College</b>	2:00 pm	6-8-1
Oct. 22	THUR	<b>\$@ Shorter</b>	7:30 pm	3-0-0
Oct. 31	SAT	<b>\$West Alabama</b>	2:00 pm	30-4-0
Nov. 07	SAT	@ <b>Delta State</b>	4:00 pm	14-19-1
Nov. 14	SAT	* <b>Florida Tech</b>	3:00 pm	2-0-0

GSC Games in **BOLD**  
\$—GSC TV Game of the Week  
!—@ Powder Springs, GA

\*—Homecoming  
ALL TIMES LOCAL



### WEST ALABAMA TIGERS



Date	Day	Opponent	Time	Series
Sept. 05	SAT	Stillman	6:00 pm	4-0-0
Sept. 10	THUR	Cumberland (Tenn.)	6:00 pm	0-0-0
Sept. 19	SAT	@ Miles	4:00 pm	8-1-0
Sept. 26	SAT	@ Texas A&M-Kingsville	7:00 pm	0-0-0
Oct. 03	SAT	<b>West Georgia</b>	3:00 pm	13-19-0
Oct. 10	SAT	@ <b>Florida Tech</b>	7:00 pm	1-1-0
Oct. 17	SAT	<b>\$*Shorter</b>	2:00 pm	3-0-0
Oct. 24	SAT	@ <b>Delta State</b>	6:00 pm	22-35-3
Oct. 31	SAT	<b>\$@ Valdosta State</b>	2:00 pm	4-30-0
Nov. 07	SAT	<b>Mississippi College</b>	12:00 pm	20-19-2
Nov. 14	SAT	@ <b>North Alabama</b>	1:30 pm	17-50-1

GSC Games in **BOLD**  
\$—GSC TV Game of the Week

\*—Homecoming  
ALL TIMES LOCAL



### WEST GEORGIA WOLVES



Date	Day	Opponent	Time	Series
Sept. 05	SAT	@ Catawba	1:30 pm	0-1-0
Sept. 12	SAT	Miles	7:00 pm	6-1-0
Sept. 19	SAT	Fayetteville State	2:00 pm	0-0-0
Sept. 26	SAT	*Clark-Atlanta	2:00 pm	5-2-0
Oct. 03	SAT	@ <b>West Alabama</b>	3:00 pm	19-13-0
Oct. 10	SAT	<b>\$Valdosta State</b>	2:00 pm	10-22-0
Oct. 17	SAT	@ <b>Delta State</b>	6:00 pm	10-19-0
Oct. 24	SAT	<b>\$North Alabama</b>	2:00 pm	11-21-0
Oct. 31	SAT	@ <b>Mississippi College</b>	3:00 pm	5-8-0
Nov. 07	SAT	<b>\$@ Florida Tech</b>	1:00 pm	2-0-0
Nov. 14	SAT	<b>Shorter</b>	2:00 pm	2-1-0

GSC Games in **BOLD**  
\$—GSC-TV Game of the Week

\*—Homecoming  
ALL TIMES LOCAL




**EDWIN "GOAT" HALE --- QUARTERBACK**  
**1915-16, 1920-21 --- COLLEGE FOOTBALL HALL OF FAME**

Edwin "Goat" Hale got his nickname playing for Central High School of Jackson, Mississippi, against Brookhaven in 1914. He battered through the line, scoring a touchdown, and ran past the end zone until his head hit a wooden building, loosening several planks. He was a halfback at Mississippi College in 1915-16, again in 1920-21. Between these terms he was in World War I. He was wounded, reported missing, and found later in a hospital in France. In his time Mississippi College played major teams, going 3-0 against Mississippi, 3- 1 against Tulane, 1-3 against Mississippi State, 0-2 against Alabama, 0-2 against Louisiana State. In 1915 Hale played for a Hall of Fame coach, Dana Bible. His team beat Tulane 20-6 and Mississippi 74-0. In 1921, Hale scored 23 touchdowns and drop-kicked 23 extra points. Hale played pro baseball two years, then served as assistant coach for Mississippi, Mississippi State, Southern Mississippi, Mississippi College and Millsaps. He was chief recruiter at Mississippi for Harry Mehre, and recruited three future Hall of Famers - Barney Poole, Doug Kenna and Charlie Conerly. After Hale's senior playing season at Mississippi College, the school dropped its nickname, "Collegians." A new name, "Choctaws," was voted by students.

**DANA X. BIBLE --- COACH**  
**1913-15 --- COLLEGE FOOTBALL HALL OF FAME**

He was a sharp, Scripture-quoting son of a Latin and Greek scholar. Dana X. Bible's unspectacular coaching techniques brought solid, fundamental football to the Southwest. At Mississippi College (1913-1915), LSU (1916), Texas A&M (1917, 1919-28), Nebraska (1926-36), Texas (1937-46) -33 years in all- Bible's teams rolled to a 198-72-23 record. All told, Bible squads won 14 conference championships. Bible frowned on fancy football. His idea of living dangerously was a fake-and-run punt formation on third down. In his book, CHAMPIONSHIP FOOTBALL, Bible outlined the importance of scouting an opponent. He required each of his scouts to answer 42 pages of mimeographed questions on each game, and fill out another eight pages with comments and diagrams. Bible was boss at all times, running his clubs in a logical, well-planned manner. Bible began his career as a prep coach in Tennessee, and diligently studied the outstanding gridiron mentors of his time. In 11 years at Texas A&M, Bible did not have a losing season. At Nebraska, he lost only three games in eight seasons of conference competition. At Texas, Bible went 55-13-2 in his last seven years.



**FRED MCAFEE --- RUNNING BACK**  
**1987-90 --- NCAA DIVISION II FOOTBALL HALL OF FAME**


McAfee was an All-American running back at Mississippi College where he rushed for 4,416 yards and scored 38 touchdowns for the Choctaws from 1987-90. As a senior he rushed for 1,583 yards and 17 touchdowns and finished third in the Harlon Hill Trophy voting. In his fifth year as Director of Player Development for the New Orleans Saints, McAfee played 16 seasons in the National Football League with New Orleans Saints, Arizona Cardinals, Pittsburgh Steelers and Tampa Bay Buccaneers from 1991-2006.

He was a Pro Bowl selection in 2002 and played with the Steelers in Super Bowl XXX in a losing effort to the Cowboys. He is the only player in Saints franchise history to be on the roster for three (1991, 2000, 2006) of the team's division titles. The 1991 season was his most prolific, offensively, as he rushed for a career-high 109 times for 494 yards and two touchdowns.


On August 1, 2015, McAfee was inducted into the Mississippi Sports Hall of Fame.

■ MISSISSIPPI COLLEGE FOOTBALL ALL-AMERICANS

Since 1972, when Mississippi College entered the Gulf South Conference, the Choctaws have had 18 players selected as All-Americans by either the American Football Coaches Association or D3Football.com. Ten players were honored by the AFCA, while eight Choctaws have earned selections while in Division III.




**RICKY HERZOG**  
Flanker  
1972




**CALVIN HOWARD**  
Running Back  
1979




**ELBERT LYLES**  
Defensive End  
1980




**MAJOR EVERETT**  
Running Back  
1982




**WAYNE FRAZIER**  
Offensive Line  
1983




**EARL CONWAY**  
Defensive Line  
1985




**TERRY FLEMING**  
Defensive Line  
1988-89




**FRED MCAFEE**  
Running Back  
1990




**JOHNNY POOLE**  
Offensive Line  
1992



**KELLY RAY**  
Offensive Line  
1993



**WILSON HILLMAN**  
Punter  
2000



**JONATHAN RUSSELL**  
Punter  
2005




**JAKE ALLEN**  
Wide Receiver  
2007



**RENARD ELLIS**  
Tight End  
2009



**JOSH LANKFORD**  
Offensive Line  
2009



**QUARTEZ ASHMORE**  
Linebacker  
2009



**JARRAD CRAINE**  
Defensive Back  
2011



**KEITH VILLAFRANCO**  
Defensive Back  
2012

## MISSISSIPPI COLLEGE FOOTBALL ALL-CONFERENCE

Mississippi College began playing football in the 1907 season and made the move to the Southern Intercollegiate Association (SIAA) in 1909. In 1972, MC became a part of Division II and was admitted into the Gulf South Conference. In 1995, the MC administration decided it was in the best interest of the school to make the move to Division III and join the American Southwest Conference, a league based out of Richardson, Texas.

### GULF SOUTH CONFERENCE

Donnie Ashley	Second Team	RS	1994
Ralph Ashley	First Team	LB	1979
Ricky Barner	First Team	DL	1987
Drew Blackburn	Second Team	T	1984
Russ Blankenship	Second Team	DT	1982
Nathaniel Bolton	First Team	WR	1990
	First Team	WR	1989
J.B. Brown	First Team	LB	1978
	Second Team	LB	1977
Miguel Callier	Second Team	WR	1992
	Second Team	RS	1991
Dennis Cato	First Team	LB	1980
Jimmy Clarke	Second Team	T	1981
Earl Conway	First Team	DL	1985
	First Team	DT	1984
	Second Team	DL	1983
Shinall Conway	First Team	LB	1990
	First Team	DB	1988
Warren Conway	First Team	LB	1982
Chuck Crosby	Second Team	G	1979
	First Team	G	1978
Morgan Crosby	Second Team	DT	1983
David Darden	First Team	DB	1986
	Second Team	DB	1985
Tony Eddins	First Team	WR	1986
	First Team	WR	1985
Larry Evans	First Team	LB	1975
Major Everett	First Team	RB	1982
	First Team	RB	1981
	First Team	RB	1980
Michael Fields	First Team	RS	1985
	First Team	RS	1984
Terry Fleming	First Team	DL	1989
	First Team	DL	1988
	First Team	DL	1986
Sam Ford	Second Team	TE	1986
Wayne Frazier	First Team	C	1983
	Second Team	T	1982
Shannon Garrett	Second Team	DB	1993
Kevin Gaughf	First Team	G	1995
	Second Team	OL	1993
Bill Giles	First Team	C	1977
Gavin Gill	Second Team	C	1995
Tom Gladney	Second Team	WR	1977
Vince Glover	Second Team	RB	1994
James Green	First Team	DB	1990
	Second Team	DB	1989
Kenny Green	Second Team	DT	1980
	First Team	DT	1979

Miles Hallberg	First Team	T	1987
Keith Hammond	Second Team	T	1984
Mario Hansbrough	First Team	TE	1993
	Second Team	TE	1992
Alan Hawkins	Second Team	DE	1975
Reggie Hawthorne	First Team	PK	1984
	Second Team	PK	1983
Jerome Hemphill	Second Team	LB	1985
	Second Team	LB	1984
Wally Henry	First Team	P	1989
	Second Team	QB	1989
	First Team	P	1988
	Second Team	P	1985
Allen Hickman	Second Team	C	1987
Tripp Higginbotham	First Team	C	1986
Robert Hill	Second Team	WR	1975
Darryl Hopkins	First Team	LB	1987
	First Team	LB	1986
Malcolm Houston	First Team	TE	1991
Calvin Howard	First Team	RB	1979
Bruce Howell	First Team	DB	1984
Kenny Hudson	First Team	T	1977
Robert Hudson	First Team	DB	1978
Benny Hughes	Second Team	LB	1984
Bruce Hulitt	Second Team	RB	1979
Terrance James	Second Team	DL	1992
	First Team	DL	1991
Jerry Jett	Second Team	MG	1977
	Second Team	MG	1976
Steve Johnson	First Team	T	1979
	First Team	T	1978
Craig Kennedy	Second Team	DB	1977
Alvin Kidd	First Team	RB	1983
Michael Kincaid	Second Team	WR	1981
Allen Kirk	Second Team	G	1981
John Knox	First Team	LB	1990
Lan Leavell	Second Team	T	1975
Doug Lucas	First Team	T	1992
Elbert Lyles	First Team	DE	1980
	First Team	DE	1979
	First Team	DE	1978
Milton Magee	First Team	DL	1990
Roderick Magee	First Team	LB	1991
	First Team	LB	1989
Ken Marble	Second Team	OL	1988
Fred McAfee	First Team	RB	1990
	First Team	RB	1989
Shadrack McAfee	Second Team	RB	1995
Syrone McBeath	Second Team	LB	1993
	Second Team	LB	1992

Steve McBride	Second Team	T	1976
Brad McNealy	First Team	PK	1979
Carl Menist	Second Team	WR	1980
Steve Metz	First Team	G	1979
	Second Team	G	1978
Paul Meyerchick	First Team	DB	1983
	First Team	DB	1982
	First Team	DB	1981
Donnie Milloy	First Team	DB	1989
	First Team	DB	1988
John Moore	First Team	TE	1985
Kalvin Murrell	First Team	DB	1991
Pedro Nelson	Second Team	LB	1991
Sean Oakley	Second Team	OL	1991
	First Team	C	1990
Larry Osbrink	Second Team	P	1981
Al Pickich	Second Team	C	1982
Johnny Poole	First Team	G	1992
	First Team	G	1991
Cooper Pope	First Team	G	1986
	First Team	G	1985
Jimmy Price	First Team	C	1980
	Second Team	C	1979
	Second Team	C	1978
Rodney Quinn	Second Team	DB	1987
Kelly Ray	First Team	C	1993
Dexter Rhoulac	Second Team	QB	1990
Mike Ricker	First Team	DE	1982
	First Team	DE	1981
James Rigney	Second Team	G	1982
Danny Robinson	Second Team	DE	1976
Steve Rodgers	Second Team	DT	1983
Keith Rowell	First Team	DB	1979
Anthony Saway	Second Team	DB	1975
Charles Selmon	First Team	DB	1980
David Smith	Second Team	DL	1995
Eugene Smith	First Team	TE	1979
Harold Stanfield	First Team	TE	1984
	Second Team	TE	1983
Ezra Tate	First Team	RB	1978
	Second Team	RB	1977
Metric Thompson	Second Team	DB	1992
Jim Turcotte	Second Team	PK	1981
Buddy Waters	First Team	T	1979
Lance Wedgeworth	Second Team	DB	1995
Michael Williams	Second Team	RB	1982
Jason Womack	First Team	OL	1988
Antonio Wright	Second Team	LB	1995
Jimmy Zila	First Team	OL	1989



# MISSISSIPPI COLLEGE FOOTBALL ALL-CONFERENCE

## AMERICAN SOUTHWEST CONFERENCE

Sylvain Alarcon	Hon. Mention	OL	2013
Jake Allen	First Team	WR	2007
	First Team	WR	2006
Robert Andrews	First Team	P	1998
	Second Team	P	1997
Will Andrews	Second Team	LB	1999
	Hon. Mention	LB	1998
Vance Andry	Hon. Mention	WR	2000
Earl Anthony	Second Team	OL	2000
A.J. Antonescu	Second Team	OL	2013
Alex Archer	Second Team	WR	2012
Quartez Ashmore	First Team	LB	2009
	First Team	LB	2008
Blake Barnett	Hon. Mention	OL	2004
	Hon. Mention	OL	2003
D. Berry	Hon. Mention	DL	2003
Jeremy Bertrand	Hon. Mention	LB	2011
Jarryn Bingham	First Team	DL	2011
Tim Biven	Hon. Mention	DL	2000
	Hon. Mention	DL	1999
Jason Blanchard	Hon. Mention	OL	2001
Chris Blanton	Second Team	RB	2007
Jeremy Bond	Second Team	PK	1998
Demarcus Brooks	Second Team	OL	2009
Jeff Brooks	First Team	OL	1997
Michael Brown	First Team	LB	1999
	First Team	LB	1998
DeMarrion Buford-Hughes	Hon. Mention	WR	2011
Matt Calvert	First Team	OL	1999
	Second Team	OL	1998
Chris Campbell	Hon. Mention	PK	2012
	Hon. Mention	PK	2011
Andrew Cardwell	Hon. Mention	OL	2004
	Hon. Mention	TE	2002
Justin Cardwell	Second Team	OL	2011
Matt Casanova	Second Team	OL	2013
Clint Champagne	First Team	LB	2007
	Second Team	LB	2006
	Second Team	LB	2005
	Second Team	LB	2004
Jacob Chancellor	Second Team	P	2011
Dusty Coleman	Second Team	RET	2007
	Second Team	RET	2006
	Hon. Mention	WR	2005
Corey Cooley	First Team	DB	2007
Willie Collard	Hon. Mention	P	2013
Toby Collums	Hon. Mention	DB	1998
Maurice Cowan	Hon. Mention	LB	2008
Nelson Craddock	Hon. Mention	OL	2008
Kyle Crager	Hon. Mention	LB	2002
Jarrad Craine	First Team	DB	2011
Cliff Crane	Hon. Mention	LB	1999
David Dart	Second Team	LB	1999
	Hon. Mention	DL	1998
Ryne Davison	Second Team	DB	2008
	Hon. Mention	DB	2006
	Hon. Mention	DB	2005
Austin Divinity	Second Team	RB	2010
	Second Team	RET	2009
Jimmy Dottolo	First Team	RB	1999
Reid Dreher	Hon. Mention	TE	1998
Scotty Elliot	Hon. Mention	QB	2003
Renard Ellis	First Team	TE	2009
	Second Team	TE	2008
	Hon. Mention	TE	2007

Zach Favre	Second Team	RB	2013
Dusty Finley	Hon. Mention	DB	2004
Kyle Fulcher	First Team	LB	1997
David Glisson	First Team	RB	1997
Michael Goodin	Hon. Mention	DL	2002
Austin Gray	Second Team	DB	2013
Rodger Guy	First Team	QB	1997
A.J. Hardy	Hon. Mention	LB	2012
Jaime Harris	First Team	WR	2013
	Hon. Mention	RS	2013
Clint Harrison	Hon. Mention	WR	2001
Keith Haydel	Hon. Mention	DB	2006
	Hon. Mention	DB	2005
C.J. Herring	Second Team	OL	2006
Wilson Hillman	Second Team	P	2000
	First Team	P	1999
Kern Hoff	Second Team	OL	2006
	Hon. Mention	OL	2005
Brad Holt	Hon. Mention	DL	2009
Jeremy Horton	Hon. Mention	DL	2011
Devon James	Hon. Mention	DB	2007
Jeremy Jones	Hon. Mention	DB	1998
Phillip Kemp	First Team	OL	2002
	Second Team	OL	2001
Rob Kent	Second Team	OL	2005
	Hon. Mention	OL	2003
Billy Kirk	First Team	TE	1997
Dylan Klibert	Second Team	LB	2013
Steven Knight	First Team	RB	2011
	First Team	RB	2009
Kyle Kruse	Hon. Mention	PK	2007
	Second Team	PK	2006
Corey Laidlaw	Hon. Mention	RET	2008
Josh Lankford	First Team	OL	2009
	Hon. Mention	OL	2007
Alex Lincoln	First Team	LB	1997
Bryan Madden	First Team	LB	2002
	First Team	LB	2001
Lee Martin	Hon. Mention	WR	2002
Jacob Mattina	Second Team	OL	2008
Desmond Mays	First Team	RB	2008
Craig McCraney	First Team	P	2012
Mike McKelvey	Second Team	LB	2000
Jonathan McMillan	First Team	DB	2001
	Hon. Mention	DB	2000
	Hon. Mention	DB	1999
Michael Meurrier	First Team	DB	1999
	First Team	DB	1998
	Second Team	DB	1997
Charmer Moore	Hon. Mention	WR	2004
Eric Morris	Hon. Mention	DL	2005

Matt Murphy	Second Team	WR	1998
Will Parker	Second Team	P	2003
Javaris Peoples	Hon. Mention	DL	2006
Peyton Perrett	Second Team	QB	2011
	First Team	QB	2000
Kris Pickle	Hon. Mention	WR	2000
Brad Pope	Hon. Mention	OL	1999
Mario Pun	Second Team	DB	2013
Jonathon Redd	First Team	QB	2013
Dustin Retherford	Hon. Mention	DB	2010
Blake Rowell	First Team	LB	2011
Billy Royston	Hon. Mention	OL	1998
Jonathan Russell	First Team	P	2007
	Second Team	P	2005
Cody Saxton	Hon. Mention	OL	2012
	Second Team	OL	2011
Adam Shaffer	First Team	QB	2009
	First Team	QB	2007
Bryant Shaw	First Team	DL	1999
	First Team	DL	1998
	Second Team	DL	1997
Jonathan Shaw	Hon. Mention	OL	2010
	Second Team	OL	2009
Dennis Skains	Hon. Mention	DB	2000
Kalvin Smith	First Team	RB	2006
	Second Team	RB	2005
Justin Sones	Hon. Mention	TE	2013
Terrence Taylor	Second Team	DL	2010
Marcus Terry	Second Team	WR	2007
James Thornton	Second Team	PK	2003
Eddie Travis	Hon. Mention	DL	2004
Kevin Turner	Second Team	DL	2002
Keith Villafranco	First Team	DB	2012
Craig Waddle	First Team	OL	1999
Brannon Walls	First Team	P	2009
	First Team	PK	2009
Doc Ward	Second Team	DL	2013
Jake Weddle	First Team	LB	2013
Lance Wedgeworth	First Team	DB	1997
Josh Whitehead	Hon. Mention	DB	2003
Austin Wilbanks	Hon. Mention	TE	2005
Chris Williams	Second Team	OL	2010
Josh Williams	Second Team	DL	2013
Brannon Willisson	First Team	DL	2008
	First Team	DL	2007
	Hon. Mention	DL	2006
Nolan Willisson	Second Team	DL	2010
	Second Team	DL	2009
	Hon. Mention	DL	2008
John Michael Wilson	Hon. Mention	DB	2002
	Hon. Mention	DB	2001

## GULF SOUTH

### Offensive Player of the Year

Calvin Howard	RB	1979
Fred McAfee	RB	1990

### Defensive Player of the Year

Ralph Ashley	LB	1979
Earl Conway	DL	1984-85
Terry Fleming	DL	1989
Roderick Magee	LB	1991

### Freshman of the Year

Terry Fleming	DL	1985
Fred McAfee	RB	1987

### Coach of the Year

John Williams	1979 & 1990
---------------	-------------

## AMERICAN SOUTHWEST

### Offensive Player of the Year

David Glisson	RB	1997
Jake Allen	WR	2007
Adam Shaffer	QB	2009

### Defensive Player of the Year

Kyle Fulcher	LB	1997
Bryant Shaw	DL	1999
Quartez Ashmore	LB	2009

### Freshman of the Year

Peyton Perrett	QB	1999
Tommy Reyer	QB	2008

### Coach of the Year

Terry McMillan	1997
Norman Joseph	2009

## MISSISSIPPI COLLEGE FOOTBALL COACHING RECORDS

<i>Coach</i>	<i>Years</i>	<i>Total Years</i>	<i>Record</i>	<i>Pct.</i>
Manager Davis	1907	1	1-0	1.000
Manager White	1908	1	0-1	0.000
Dr. Kern	1909	1	3-0	1.000
Dale E. Chadwick	1910-12	3	4-13	.235
Dana X. Bible	1913-15	3	13-9-2	.583
C.R. "Dudy" Noble	1916	1	6-3	.667
Student Coached	1917	1	0-5	.000
Frank G. Anderson	1919	1	3-5-1	.389
Stanley Robinson	1920-23, 1928-53	26	124-84-14	.590
John M. King	1924	1	2-5-1	.313
George M. Bohler	1925-27	3	17-9-1	.648
Joe Murphy	1954-58	5	16-21-4	.439
Hartwell McPhail	1959-71	13	60-50-5	.543
Bernard Blackwell	1971	--	1-3	.250
John M. Williams	1972-90	19	122-81-3	.600
Terry L. McMillan	1991-99	9	45-42-5	.516
Johnny Mills	2000-04	5	18-32	.360
Norman Joseph	2005-13	9	42-50	.457
John Bland	2014-	1	1-9	.100
<b>15 Coaches</b>		<b>103 Years</b>	<b>478-422-36</b>	<b>.530</b>

### COACHES RANKED BY GAMES COACHED

	<i>Coach</i>	<i>Seasons</i>	<i>Games</i>
1.	Stanley Robinson	1920-23, 1928-53	222
2.	John M. Williams	1972-90	206
3.	Hartwell McPhail	1959-71	115
4.	Norman Joseph	2005-13	92
5.	Terry L. McMillan	1991-99	92
6.	Johnny Mills	2000-04	50
7.	Joe Murphy	1954-58	41
8.	George M. Bohler	1925-27	27
9.	Dana X. Bible	1913-15	24
10.	Dale E. Chadwick	1910-12	17
11.	John Bland	2014-	10
12.	Frank G. Anderson	1919	9
13.	C.R. "Dudy" Noble	1916	9
14.	John M. King	1924	8
15.	Bernard Blackwell	1971	4

### COACHES RANKED BY GAMES WON

	<i>Coach</i>	<i>Seasons</i>	<i>Wins</i>
1.	Stanley Robinson	1920-23, 1928-53	124
2.	John M. Williams	1972-90	122
3.	Hartwell McPhail	1959-71	60
4.	Terry L. McMillan	1991-99	45
5.	Norman Joseph	2005-13	42
6.	Johnny Mills	2000-04	18
7.	George M. Bohler	1925-27	17
8.	Joe Murphy	1954-58	16
9.	Dana X. Bible	1913-15	13
10.	C.R. "Dudy" Noble	1916	6
11.	Dale E. Chadwick	1910-12	4
12.	Frank G. Anderson	1919	3
13.	John M. King	1924	2
14.	Bernard Blackwell	1971	1
15.	John Bland	2014-	1

### COACHES RANKED BY WIN PERCENTAGE

	<i>Coach</i>	<i>Seasons</i>	<i>Win Pct.</i>
1.	C.R. "Dudy" Noble	1916	.667
2.	George M. Bohler	1925-27	.648
3.	John M. Williams	1972-90	.600
4.	Stanley Robinson	1920-23, 1928-53	.590
5.	Dana X. Bible	1913-15	.583
6.	Hartwell McPhail	1959-71	.543
7.	Terry L. McMillan	1991-99	.516
8.	Norman Joseph	2005-13	.457
9.	Joe Murphy	1954-58	.439
10.	Frank G. Anderson	1919	.389
11.	Johnny Mills	2000-04	.360
12.	John M. King	1924	.313
13.	Bernard Blackwell	1971	.250
14.	Dale E. Chadwick	1910-12	.235
15.	John Bland	2014-	.100

### COACHES RANKED BY SCORING AVERAGE

	<i>Coach</i>	<i>Seasons</i>	<i>Points/Gm</i>
1.	Norman Joseph	2005-13	29.36
2.	C.R. "Dudy" Noble	1916	29.00
3.	Terry L. McMillan	1991-99	23.15
4.	John M. Williams	1972-90	21.71
5.	Johnny Mills	2000-04	19.90
6.	George M. Bohler	1925-27	17.56
7.	Dana X. Bible	1913-15	17.33
8.	Hartwell McPhail	1959-71	16.42
9.	Stanley Robinson	1920-23, 1928-53	15.75
10.	John Bland	2014-	14.80
11.	John M. King	1924	11.75
12.	Bernard Blackwell	1971	11.50
13.	Frank G. Anderson	1919	11.22
14.	Joe Murphy	1954-58	10.41
15.	Dale E. Chadwick	1910-12	5.58

# MISSISSIPPI COLLEGE FOOTBALL ALL-TIME RESULTS

**1907 (1-0) Manager Davis**  
 Oct. 5 vs. Chamberlain-Hunt Aca. W 6-0

**1908 (0-1) Manager White**  
 Oct. 29 vs. Ole Miss L 0-41

**1909 (3-0) Dr. Kern**  
 Oct. 9 vs. French Camp Aca. W 29-0  
 Oct. 16 vs. Chamberlain-Hunt Aca. W 94-0  
 Oct. 23 vs. Memphis W 6-5

  
**Dale E. Chadwick**  
 3 Seasons (1910-12)  
 4-13 (.235)

**1910 (0-4) Dale E. Chadwick**  
 Oct. 1 at Mississippi A & M L 0-24  
 Oct. 8 LOUISIANA INDUSTRIAL L 0-6  
 Oct. 15 at LSU L 0-40  
 Oct. 21 OLE MISS L 0-24

**1911 (1-5) Dale E. Chadwick**  
 Sep. 29 at Mississippi A & M L 6-27  
 Oct. 6 vs. Southern (AL) W 5-0  
 Oct. 12 at Tulane L 0-10  
 Oct. 20 at LSU L 0-40  
 Oct. 30 vs. Ole Miss L 0-28  
 Nov. 4 at Louisiana Industrial L 0-24

**1912 (3-4) Dale E. Chadwick**  
 Sep. 28 vs. Vicksburg Athletic Club W 44-0  
 Oct. 4 at Mississippi A & M L 0-19  
 Oct. 11 at LSU L 0-45  
 Oct. 19 at Tulane L 6-19  
 Nov. 1 at Ole Miss L 0-12  
 Nov. 9 at Louisiana Industrial W 14-13  
 Nov. 28 vs. Howard College W 20-6

  
**Dana X. Bible**  
 3 Seasons (1913-15)  
 13-9-2 (.583)

**1913 (6-3) Dana X. Bible**  
 Sep. 27 vs. Pearl River CC W 67-0  
 Oct. 4 vs. Marion Military Institute L 0-7  
 Oct. 10 at Mississippi A & M L 13-14  
 Oct. 18 at Tulane W 13-3  
 Oct. 25 vs. Ouachita Baptist W 22-14  
 Oct. 28 vs. Henderson State W 7-2  
 Nov. 1 ALABAMA L 3-21  
 Nov. 8 at Louisiana Industrial W 14-3  
 Nov. 27 HOWARD COLLEGE W 10-6

**1914 (4-3-1) Dana X. Bible**  
 Sep. 26 vs. Christian Brothers L 0-62  
 Oct. 2 MISSISSIPPI STATE NORMAL W 40-0  
 Oct. 10 at LSU L 0-14  
 Oct. 17 vs. Jefferson State W 25-0  
 Oct. 28 vs. Ole Miss T 7-7  
 Oct. 31 at Louisiana Industrial W 46-0  
 Nov. 7 vs. Ouachita Baptist L 0-19  
 Nov. 26 vs. Howard College W 27-6

**1915 (3-3-1) Dana X. Bible**  
 Sep. 25 vs. Chamberlain-Hunt Aca. W 28-0  
 Oct. 2 vs. Mississippi A & M L 0-12  
 Oct. 8 at LSU L 0-14  
 Oct. 16 at Alabama L 0-40  
 Oct. 30 at Tulane W 20-6  
 Nov. 13 vs. Ole Miss W 74-6  
 Nov. 20 at Louisiana Industrial T 0-0  
 Nov. 27 vs. Ouachita Baptist\* -- --

\* Game Canceled with Ouachita ahead 6-0

  
**C.R. "Dudy" Noble**  
 1 Season (1916)  
 6-3 (.667)

**1916 (6-3) C.R. "Dudy" Noble**  
 Sep. 30 vs. Marion Military Institute W 32-0  
 Oct. 6 vs. Mississippi A & M W 13-6  
 Oct. 14 at Alabama L 7-13  
 Oct. 21 at LSU L 7-50  
 Oct. 27 TULANE L 3-13  
 Nov. 7 at Mississippi State Normal W 90-0  
 Nov. 14 at Louisiana Industrial W 47-0  
 Nov. 21 vs. Ouachita Baptist W 26-0  
 Nov. 30 vs. Ole Miss W 36-14

**1917 (0-5) Student Coached**  
 Oct. 13 at Mississippi A & M L 0-68  
 Oct. 20 at Alabama L 0-46  
 Nov. 3 vs. Ouachita Baptist L 0-7  
 Nov. 10 at LSU L 0-34  
 Nov. 29 vs. Ole Miss L 0-21

## No 1918 Season Due to World War I

  
**Frank G. Anderson**  
 1 Season (1919)  
 3-5-1 (.389)

**1919 (3-5-1) Frank G. Anderson**  
 Oct. 4 vs. Chamberlain-Hunt Aca. W 57-0  
 Oct. 11 at Mississippi A & M L 7-56  
 Oct. 18 vs. Jefferson State W 6-0  
 Oct. 25 vs. Ouachita Baptist T 0-0  
 Nov. 1 vs. Tulane L 0-49  
 Nov. 8 vs. LSU L 0-24  
 Nov. 17 vs. State Teachers College W 19-7  
 Nov. 22 vs. Hendrix L 12-15  
 Nov. 27 vs. Ole Miss L 0-6

  
**Stanley Robinson**  
 26 Seasons (1920-23, 1928-53)  
 124-84-14 (.590)

**1920 (3-5) Stanley Robinson**  
 Oct. 2 at Mississippi A & M L 0-27  
 Oct. 9 at Tulane L 0-27  
 Oct. 16 at Alabama L 0-52  
 Oct. 23 vs. Ouachita Baptist W 6-0  
 Oct. 30 at LSU L 9-41  
 Nov. 5 at Howard College W 21-7  
 Nov. 13 vs. Millsaps W 60-0  
 Nov. 20 vs. Spring Hill L 20-21

**1921 (7-2-1) Stanley Robinson**  
 Oct. 1 at Tulane W 14-0  
 Oct. 8 vs. Louisiana College W 68-0  
 Oct. 15 vs. Mississippi A & M L 13-14  
 Oct. 22 vs. Union (TN) W 35-0  
 Oct. 29 vs. Birmingham-Southern W 27-6  
 Nov. 5 vs. Ole Miss W 27-7  
 Nov. 12 vs. Millsaps W 56-7  
 Nov. 18 at Florida T 7-7  
 Nov. 26 vs. Spring Hill W 28-7  
 Dec. 3 vs. Baylor L 0-24

**1922 (6-3) Stanley Robinson**  
 Sep. 30 vs. Louisiana College W 22-0  
 Oct. 7 at Tulane L 0-30  
 Oct. 14 vs. Henderson State W 3-0  
 Oct. 20 vs. Howard College W 26-0  
 Oct. 28 at Baylor L 7-40  
 Nov. 4 vs. Millsaps W 13-6  
 Nov. 11 vs. Florida L 0-58  
 Nov. 18 vs. Birmingham-Southern W 6-0  
 Nov. 25 vs. Spring Hill W 7-6

**1923 (5-1-2) Stanley Robinson**  
 Oct. 6 at Tulane L 3-18  
 Oct. 13 vs. Birmingham-Southern W 19-0  
 Oct. 19 vs. Howard College W 7-3  
 Oct. 27 vs. Louisiana College W 3-0  
 Nov. 2 vs. Louisiana State T 0-0  
 Nov. 10 vs. Ole Miss W 6-0  
 Nov. 17 MERCER W 15-0  
 Nov. 24 vs. Millsaps T 0-0

  
**John M. King**  
 1 Season (1924)  
 2-5-1 (.313)

**1924 (2-5-1) John M. King**  
 Oct. 4 at Tulane L 7-32  
 Oct. 11 at Alabama L 0-51  
 Oct. 25 vs. Millsaps W 14-0  
 Nov. 1 vs. Birmingham-Southern L 6-13  
 Nov. 8 vs. Louisiana College W 48-7  
 Nov. 15 at Mississippi A & M L 6-7  
 Nov. 22 at Ole Miss L 6-10  
 Nov. 27 at Mercer T 7-7

  
**George M. Bohler**  
 3 Seasons (1925-27)  
 17-9-1 (.648)

**1925 (2-6-1) George M. Bohler**  
 Sep. 26 vs. Centenary (LA) W 22-8  
 Oct. 3 LOUISIANA POLYTECHNIC L 0-6  
 Oct. 10 vs. Loyola (LA) L 6-7  
 Oct. 17 vs. Birmingham-Southern T 25-25  
 Oct. 24 vs. Millsaps L 0-6  
 Oct. 31 HOWARD COLLEGE L 6-10  
 Nov. 7 at Mississippi A&M L 0-46  
 Nov. 14 OLE MISS L 7-19  
 Nov. 21 vs. Louisiana College W 28-0

**1926 (7-3) George M. Bohler**  
 Sep. 18 vs. Pearl River CC W 21-7  
 Sep. 25 vs. Clark State CC W 23-0  
 Oct. 2 at Mississippi A & M L 0-41  
 Oct. 16 vs. Centenary (LA) L 14-28  
 Oct. 23 vs. Millsaps W 43-13  
 Oct. 30 at Howard College W 23-10  
 Nov. 6 vs. Birmingham-Southern W 27-12  
 Nov. 13 vs. Union (TN) W 21-7  
 Nov. 20 vs. Louisiana College W 40-13  
 Nov. 27 vs. Southwestern of Memphis L 16-20

**1927 (8-0) George M. Bohler**  
 Oct. 8 vs. Union (TN) W 18-0  
 Oct. 15 vs. Louisiana College W 30-0  
 Oct. 22 vs. Millsaps W 12-0  
 Oct. 29 vs. Louisiana Polytechnic W 7-0  
 Nov. 5 HOWARD COLLEGE W 13-0  
 Nov. 12 vs. Birmingham-Southern W 33-19  
 Nov. 18 SOUTHWESTERN LOUISIANA W 27-0  
 Nov. 26 vs. Florida Southern W 12-0

  
**Stanley Robinson**  
 26 Seasons (1920-23, 1928-53)  
 124-84-14 (.590)

**1928 (7-1-2) Stanley Robinson**  
 Sep. 29 STATE TEACHERS COLLEGE W 82-0  
 Oct. 6 vs. Spring Hill W 15-0  
 Oct. 13 at Southwestern Louisiana W 19-0  
 Oct. 20 vs. Millsaps T 6-6  
 Oct. 27 vs. Birmingham-Southern L 7-19  
 Nov. 1 at Howard College T 6-6  
 Nov. 10 vs. Union (TN) W 35-13  
 Nov. 17 at Chattanooga W 20-19  
 Nov. 24 vs. Louisiana College W 13-0  
 Nov. 29 vs. Louisiana Polytechnic W 13-0

# MISSISSIPPI COLLEGE FOOTBALL ALL-TIME RESULTS

1929	(3-6-1)	Stanley Robinson
Sep. 28	at Alabama	L 0-55
Oct. 5	STATE TEACHERS COLLEGE	W 20-0
Oct. 11	HOWARD COLLEGE	T 0-0
Oct. 19	vs. Millsaps	L 0-7
Oct. 26	vs. Spring Hill	L 6-25
Nov. 2	at Mississippi A & M	L 0-6
Nov. 9	vs. Birmingham-Southern	L 0-20
Nov. 16	LOUISIANA POLYTECHNIC	W 21-6
Nov. 23	vs. Univ. of Mexico	W 28-0
Nov. 30	vs. Southwestern of Memphis	L 7-20

1930	(6-2)	Stanley Robinson
Sep. 27	vs. Louisiana College	W 33-14
Oct. 4	vs. Mississippi A & M	W 13-12
Oct. 17	vs. Louisiana Polytechnic	W 36-0
Oct. 25	at Chattanooga	L 7-24
Nov. 1	vs. Univ. of Mexico	W 40-0
Nov. 8	vs. Birmingham-Southern	W 6-0
Nov. 15	vs. Millsaps	W 8-7
Nov. 22	vs. Colgate	L 0-23

1931	(5-4)	Stanley Robinson
Sep. 26	vs. Louisiana College	W 36-6
Oct. 3	at Mississippi A & M	W 6-2
Oct. 10	STATE TEACHERS COLLEGE	W 45-13
Oct. 17	vs. Birmingham-Southern	L 0-7
Oct. 24	vs. Loyola (LA)	L 4-13
Oct. 31	vs. Colgate	L 0-27
Nov. 14	at Louisiana Polytechnic	L 13-19
Nov. 21	vs. Millsaps	W 9-0
Nov. 28	SOUTHWESTERN LOUISIANA	W 54-3

1932	(4-4)	Stanley Robinson
Sep. 24	vs. Loyola (LA)	L 0-6
Oct. 1	vs. Louisiana College	W 32-0
Oct. 8	vs. Mississippi State	L 7-18
Oct. 15	vs. Birmingham-Southern	L 4-6
Oct. 29	at Chattanooga	W 13-6
Nov. 5	vs. Colgate	L 0-32
Nov. 12	vs. Louisiana Polytechnic	W 20-7
Nov. 19	vs. Millsaps	W 7-6

1933	(3-4-1)	Stanley Robinson
Sep. 30	vs. Louisiana College	W 33-7
Oct. 7	STATE TEACHERS COLLEGE	W 33-7
Oct. 14	vs. Spring Hill	W 14-8
Oct. 28	at Chattanooga	T 0-0
Nov. 4	at Mississippi State	L 0-18
Nov. 11	vs. Loyola (LA)	L 0-38
Nov. 18	HOWARD COLLEGE	L 0-20
Nov. 25	vs. Millsaps	L 0-2

1934	(5-4)	Stanley Robinson
Sep. 29	vs. Spring Hill	W 7-0
Oct. 5	STATE TEACHERS COLLEGE	W 12-0
Oct. 13	vs. Southwestern of Memphis	W 20-7
Oct. 20	vs. Loyola (LA)	L 7-20
Oct. 26	at Mississippi State	L 6-13
Nov. 3	CHATTANOOGA	L 0-13
Nov. 10	LOUISIANA POLYTECHNIC	W 32-0
Nov. 17	vs. Louisiana College	W 19-13
Nov. 24	vs. Millsaps	L 0-13

1935	(2-6-1)	Stanley Robinson
Sep. 29	vs. Louisiana College	L 0-7
Oct. 5	vs. Howard College	L 0-49
Oct. 12	vs. Spring Hill	L 0-12
Oct. 19	vs. Southwestern of Memphis	L 0-13
Oct. 26	vs. Delta State	W 33-0
Nov. 1	at Chattanooga	W 12-6
Nov. 9	at Louisiana Polytechnic	L 7-21
Nov. 16	vs. Loyola (LA)	L 9-37
Nov. 23	vs. Millsaps	T 0-0

1936	(5-3-1)	Stanley Robinson
Sep. 25	at Southwestern Louisiana	T 13-13
Oct. 3	at Chattanooga	L 6-7
Oct. 10	vs. Spring Hill	W 28-7
Oct. 17	at Murray State Teachers	W 20-14
Oct. 24	vs. Millsaps	L 0-7

Oct. 31	DELTA STATE	W 20-0
Nov. 7	vs. Ouachita Baptist	L 13-31
Nov. 14	vs. Oglethorpe	W 26-0
Nov. 21	vs. Millsaps	W 19-7

1937	(3-6-1)	Stanley Robinson
Sep. 25	at Southwestern Louisiana	W 13-0
Oct. 1	at Chattanooga	L 0-13
Oct. 9	at Tulane	L 0-84
Oct. 16	vs. Millsaps	T 0-0
Oct. 23	at Murray State Teachers	L 0-43
Oct. 30	vs. Spring Hill	W 18-7
Nov. 6	vs. Oglethorpe	L 0-12
Nov. 13	vs. Millsaps	W 12-0
Nov. 20	vs. Stetson	L 6-14
Nov. 27	vs. Tampa	L 0-20

1938	(7-2)	Stanley Robinson
Sep. 17	at Louisiana Polytechnic	W 26-13
Sep. 24	vs. Centre	L 0-13
Oct. 1	vs. Louisiana College	W 33-14
Oct. 7	at Chattanooga	L 25-28
Oct. 15	vs. Millsaps	W 21-0
Oct. 22	vs. Oglethorpe	W 33-6
Oct. 29	vs. Spring Hill	W 36-0
Nov. 11	at Mercer	W 26-21
Nov. 19	vs. Millsaps	W 32-0

1939	(6-1-1)	Stanley Robinson
Sep. 30	vs. Centre	W 7-0
Oct. 6	CHATTANOOGA	T 0-0
Oct. 14	vs. Loyola (LA)	L 0-32
Oct. 21	vs. Spring Hill	W 25-7
Oct. 28	vs. Millsaps	W 29-0
Nov. 11	MERCER	W 15-0
Nov. 18	vs. Louisiana College	W 20-7
Nov. 25	vs. Oglethorpe	W 14-6

1940	(5-1-1)	Stanley Robinson
Sep. 28	vs. Centre	W 20-13
Oct. 4	at Chattanooga	T 7-7
Oct. 12	vs. Spring Hill	W 41-7
Oct. 26	vs. Colgate	L 0-31
Nov. 2	vs. Millsaps	W 27-0
Nov. 9	at Mercer	W 26-6
Nov. 16	vs. Louisiana College	W 32-6

1941	(5-3)	Stanley Robinson
Sep. 27	vs. Centre	L 7-14
Oct. 4	vs. Union (TN)	L 9-26
Oct. 10	at Chattanooga	L 6-26
Oct. 18	vs. Delta State	W 17-6
Nov. 1	vs. Millsaps	W 21-0
Nov. 8	MERCER	W 27-19
Nov. 15	vs. Spring Hill	W 53-7
Nov. 22	ARMY (CAMP SHELBY)	W 56-7

## No Seasons From 1942-1945 Due to World War II

1946	(7-2)	Stanley Robinson
Sep. 28	vs. Pensacola Navy	L 13-39
Oct. 5	vs. Alabama Teachers	W 24-12
Oct. 12	vs. Centre	W 26-6
Oct. 19	vs. Sewanee	W 20-6
Oct. 26	SOUTHEASTERN LOUISIANA	L 0-14
Nov. 2	vs. Stetson	W 13-0
Nov. 9	vs. Louisiana College	W 32-0
Nov. 16	vs. Millsaps	W 35-0
Nov. 23	vs. Univ. of Mexico	W 43-7

1947	(5-2-1)	Stanley Robinson
Oct. 4	vs. Alabama Teachers	W 19-0
Oct. 11	vs. Univ. of Mexico	W 43-13
Oct. 18	vs. Centre	W 25-12
Oct. 25	vs. Sewanee	L 0-14
Nov. 1	vs. Millsaps	L 0-7
Nov. 8	DELTA STATE	W 18-0
Nov. 15	vs. Louisiana College	W 34-0
Nov. 22	vs. Stetson	T 6-6

1948	(4-5)	Stanley Robinson
Sep. 25	vs. Arkansas State	L 0-14
Oct. 2	vs. Stetson	W 14-0
Oct. 9	at Delta State	L 6-7
Oct. 16	vs. Sewanee	L 19-20
Oct. 23	vs. Southwestern of Memphis	W 46-6
Oct. 30	vs. Millsaps	W 20-14
Nov. 6	vs. Youngstown State	L 7-36
Nov. 13	at Florida State	L 6-26
Nov. 20	vs. East Texas Baptist	W 13-0

1949	(4-5)	Stanley Robinson
Sep. 24	vs. Arkansas State	W 19-7
Oct. 1	vs. Louisiana College	L 7-26
Oct. 8	FLORIDA STATE	L 12-33
Oct. 15	vs. Sewanee	L 0-21
Oct. 22	vs. Southwestern of Memphis	W 19-13
Oct. 29	vs. Millsaps	W 43-6
Nov. 5	HOWARD COLLEGE	L 14-19
Nov. 12	vs. East Texas Baptist	L 7-14
Nov. 19	vs. Stetson	W 34-13

1950	(6-2)	Stanley Robinson
Sep. 23	vs. Arkansas A & M	L 0-27
Sep. 30	vs. Union (TN)	W 19-7
Oct. 7	vs. Marion Military Institute	W 40-6
Oct. 14	vs. Southwestern of Memphis	W 33-0
Oct. 21	vs. Millsaps	W 19-7
Oct. 28	vs. Sewanee	W 13-6
Nov. 4	at Howard College	W 7-6
Nov. 18	at Florida State	L 0-33

1951	(1-6)	Stanley Robinson
Sep. 22	vs. Arkansas A & M	L 0-25
Sep. 29	vs. Union (TN)	L 13-25
Oct. 6	MEMPHIS NAVY	W 25-0
Oct. 13	HOWARD COLLEGE	L 6-19
Oct. 20	vs. Sewanee	L 0-29
Nov. 3	vs. Millsaps	L 7-12
Nov. 10	vs. Hendrix	L 6-7

1952	(5-3)	Stanley Robinson
Sep. 27	vs. Union (TN)	W 7-6
Oct. 4	vs. Southwestern of Memphis	W 20-6
Oct. 11	at Howard College	W 7-0
Oct. 18	vs. Sewanee	L 7-12
Oct. 25	vs. Millsaps	L 20-21
Nov. 1	vs. Colgate	L 12-53
Nov. 8	vs. Hendrix	W 32-14
Nov. 15	vs. Ouachita Baptist	W 38-7

1953	(5-2-1)	Stanley Robinson
Sep. 19	vs. Univ. of Mexico	L 20-34
Sep. 26	vs. Austin College	T 19-19
Oct. 3	vs. Southwestern of Memphis	W 20-9
Oct. 10	HOWARD COLLEGE	W 25-6
Oct. 17	vs. Sewanee	W 14-12
Oct. 24	vs. Millsaps	W 20-19
Oct. 31	vs. Hendrix	W 39-13
Nov. 7	vs. Ouachita Baptist	L 14-19



**Joe Murphy**  
5 Seasons (1954-58)  
16-21-4 (.439)

1954	(4-4)	Joe Murphy
Sep. 18	vs. Univ. of Mexico	L 13-19
Sep. 25	vs. Austin College	L 0-26
Oct. 2	vs. Southwestern of Memphis	W 26-7
Oct. 9	at Howard College	W 13-6
Oct. 17	vs. Sewanee	W 7-6
Oct. 24	vs. Millsaps	L 6-13
Oct. 31	DELTA STATE	L 0-25
Nov. 7	vs. Hendrix	W 19-7

1955	(5-4)	Joe Murphy
Sep. 24	vs. Univ. of Mexico	L 7-28
Oct. 1	vs. Southwestern of Memphis	W 21-12
Oct. 8	HOWARD COLLEGE	W 19-14
Oct. 15	vs. Sewanee	W 24-0

# MISSISSIPPI COLLEGE FOOTBALL ALL-TIME RESULTS

Oct. 22	vs. Millsaps	W	18-14
Oct. 29	at Delta State	L	0-41
Nov. 5	vs. Hendrix	W	30-7
Nov. 12	at Southern State	L	0-36
Nov. 19	vs. Stetson	L	0-25

<b>1956</b>	<b>(2-4-2)</b>	<b>Joe Murphy</b>	
Sep. 15	vs. Livingston	T	6-6
Sep. 22	vs. Southwestern of Memphis	L	13-21
Sep. 29	DELTA STATE	L	0-25
Oct. 6	at Howard College	W	12-6
Oct. 13	vs. Sewanee	W	13-6
Oct. 20	vs. Millsaps	T	0-0
Oct. 27	vs. Ouachita Baptist	L	7-20
Nov. 10	at Western Kentucky	L	0-14

<b>1957</b>	<b>(5-2-1)</b>	<b>Joe Murphy</b>	
Sep. 21	at Delta State	L	7-19
Sep. 28	vs. Southwestern of Memphis	W	19-7
Oct. 5	HOWARD COLLEGE	W	19-13
Oct. 12	vs. Sewanee	T	6-6
Oct. 19	vs. Millsaps	W	19-0
Oct. 26	vs. Ouachita Baptist	W	28-6
Nov. 2	vs. Hendrix	W	46-26
Nov. 9	vs. Livingston	L	7-14

<b>1958</b>	<b>(0-7-1)</b>	<b>Joe Murphy</b>	
Sep. 20	vs. Ozarks (MO)	L	0-12
Sep. 27	vs. Austin College	L	6-27
Oct. 4	vs. Southwestern of Memphis	L	8-28
Oct. 11	at Howard College	L	0-26
Oct. 18	vs. Sewanee	L	8-48
Oct. 25	vs. Millsaps	T	0-0
Nov. 1	vs. Louisiana College	L	0-68
Nov. 8	vs. Ouachita Baptist	L	0-31



**Hartwell McPhail**  
13 Seasons (1959-71)  
60-50-5 (.543)

<b>1959</b>	<b>(7-2)</b>	<b>Hartwell McPhail</b>	
Sep. 19	at Louisiana College	L	0-22
Sep. 26	SOUTHWESTERN OF MEMPHIS	W	14-7
Oct. 3	AUSTIN COLLEGE	W	14-6
Oct. 10	HOWARD COLLEGE	W	27-6
Oct. 17	at Sewanee	W	27-6
Oct. 30	at Hendrix	L	0-7
Nov. 7	HARDING	W	47-7
Nov. 14	at Livingston	W	14-6
Nov. 21	at Millsaps	W	26-6

<b>1960</b>	<b>(6-2-1)</b>	<b>Hartwell McPhail</b>	
Sep. 17	SOUTHERN STATE	W	46-14
Sep. 24	LIVINGSTON	W	34-0
Oct. 1	at Austin College	L	18-20
Oct. 8	at Howard College	W	24-20
Oct. 15	at Southwestern of Memphis	W	34-7
Oct. 24	SEWANEE	T	14-14
Oct. 29	at Furman	L	20-33
Nov. 5	HENDRIX	W	46-12
Nov. 12	UNIV. OF MEXICO	W	40-0

<b>1961</b>	<b>(8-1)</b>	<b>Hartwell McPhail</b>	
Sep. 16	at Arkansas A & M	W	27-0
Sep. 23	at Southern State	W	20-0
Sep. 30	AUSTIN	W	29-0
Oct. 7	at Henderson State	W	13-0
Oct. 14	SOUTHWESTERN OF MEMPHIS	W	22-6
Oct. 21	at Jacksonville State	L	6-21
Nov. 3	HOWARD COLLEGE	W	15-14
Nov. 11	CARSON-NEWMAN	W	35-14
Nov. 18	at Sewanee	W	42-6

<b>1962</b>	<b>(5-4)</b>	<b>Hartwell McPhail</b>	
Sep. 15	UNIV. OF MEXICO	W	22-6
Sep. 21	at Ouachita Baptist	L	0-7
Sep. 29	at Austin College	W	12-6
Oct. 6	HENDERSON STATE	W	14-0
Oct. 13	at Arkansas State	L	0-20
Oct. 20	JACKSONVILLE STATE	W	28-0

Nov. 3	at Howard College	L	3-21
Nov. 10	at Carson-Newman	L	6-9
Nov. 17	SEWANEE	W	14-6

<b>1963</b>	<b>(4-2-2)</b>	<b>Hartwell McPhail</b>	
Sep. 21	OUACHITA BAPTIST	W	17-7
Sep. 28	AUSTIN COLLEGE	W	7-6
Oct. 5	at Arkansas A&M	L	0-21
Oct. 12	at Florence State	T	0-0
Oct. 19	at Furman	L	13-41
Oct. 26	TROY STATE	W	6-0
Nov. 2	HOWARD COLLEGE	T	3-3
Nov. 9	at Jacksonville State	W	14-6
Nov. 23	at Univ. of Mexico**	--	--

\*\* Canceled Due to Kennedy assassination.

<b>1964</b>	<b>(4-4-1)</b>	<b>Hartwell McPhail</b>	
Sep. 12	at Furman	L	10-13
Sep. 19	UNIV. OF MEXICO	W	40-6
Sep. 26	at Davidson	L	14-17
Oct. 3	ARKANSAS A&M	W	21-11
Oct. 10	FLORENCE STATE	W	3-0
Oct. 17	at Troy State	L	19-21
Oct. 31	at Howard College	L	7-24
Nov. 7	JACKSONVILLE STATE	T	24-24
Nov. 14	at Austin College	W	16-13

<b>1965</b>	<b>(3-6)</b>	<b>Hartwell McPhail</b>	
Sep. 25	at Henderson State	L	0-9
Oct. 2	at Arkansas A&M	L	14-16
Oct. 9	at Florence State	W	21-7
Oct. 16	TROY STATE	W	35-15
Oct. 23	at Jacksonville State	L	0-20
Oct. 28	HOWARD COLLEGE	L	12-20
Nov. 6	at Arkansas State Teachers	L	0-25
Nov. 13	AUSTIN COLLEGE	W	21-19
Nov. 20	LIVINGSTON	L	14-33

<b>1966</b>	<b>(3-7)</b>	<b>Hartwell McPhail</b>	
Sep. 15	HENDERSON STATE	W	23-13
Sep. 24	at Southeastern Oklahoma	L	7-14
Sep. 29	ARKANSAS A&M	L	7-14
Oct. 8	FLORENCE STATE	L	7-14
Oct. 15	at Ouachita Baptist	W	27-26
Oct. 22	JACKSONVILLE STATE	L	0-17
Oct. 29	at Samford	L	21-45
Nov. 5	ARKANSAS STATE TEACHERS	W	30-26
Nov. 12	at Southern State	L	13-30
Nov. 19	at Livingston	L	0-14

<b>1967</b>	<b>(6-3)</b>	<b>Hartwell McPhail</b>	
Sep. 16	at Furman	L	6-15
Sep. 23	SOUTHEASTERN OKLAHOMA	W	28-0
Sep. 30	at Arkansas A&M	L	0-6
Oct. 7	at Florence State	W	28-22
Oct. 12	OUACHITA BAPTIST	W	41-21
Oct. 21	at Louisiana College	W	27-9
Oct. 28	SAMFORD	L	21-28
Nov. 11	SOUTHERN STATE	W	33-10
Nov. 18	LIVINGSTON	W	31-13

<b>1968</b>	<b>(4-5)</b>	<b>Hartwell McPhail</b>	
Sep. 14	FURMAN	W	21-12
Sep. 21	at Henderson State	L	0-17
Sep. 26	SOUTHERN STATE	W	17-7
Oct. 5	at Ouachita Baptist	L	0-16
Oct. 12	FLORENCE STATE	L	14-35
Oct. 19	LOUISIANA COLLEGE	W	24-8
Oct. 26	at Samford	L	0-41
Nov. 2	ARKANSAS A&M	W	9-7
Nov. 9	at Livingston	L	7-26

<b>1969</b>	<b>(5-4)</b>	<b>Hartwell McPhail</b>	
Sep. 20	HENDERSON STATE	W	21-20
Sep. 27	at Southern State	W	21-17
Oct. 2	OUACHITA BAPTIST	W	23-21
Oct. 11	at Harding	L	7-18
Oct. 18	at Delta State	L	7-33
Oct. 25	SAMFORD	W	45-7
Nov. 8	LIVINGSTON	L	13-37
Nov. 15	at Arkansas A&M	L	14-34
Nov. 22	at Furman	W	21-19

<b>1970</b>	<b>(4-5-1)</b>	<b>Hartwell McPhail</b>	
Sep. 19	HENDERSON STATE	L	10-14
Sep. 26	at Southern State	W	21-13
Oct. 3	at Ouachita Baptist	L	28-50
Oct. 10	HARDING	W	24-0
Oct. 17	vs. Delta State	T	30-30
Oct. 24	at Samford	L	13-21
Oct. 31	ARKANSAS A&M	W	21-14
Nov. 7	at Livingston	L	13-23
Nov. 14	PENSACOLA NAVY	W	7-3
Nov. 21	FURMAN	L	17-38

<b>1971</b>	<b>(2-8)</b>	<b>Hartwell McPhail (1-5)</b> <b>Bernard Blackwell (1-3)</b>	
Sep. 16	at Henderson State	L	6-24
Sep. 23	SOUTHERN STATE	L	17-19
Oct. 2	OUACHITA BAPTIST	L	0-28
Oct. 9	at Harding	L	14-20
Oct. 16	at Western Carolina	L	0-37
Oct. 23	NICHOLLS STATE	W	15-6
Oct. 30	at Arkansas-Monticello	L	14-30
Nov. 6	SAMFORD	L	0-41
Nov. 13	LIVINGSTON	L	3-20
Nov. 20	at Northwood Institute	W	29-9



**John M. Williams**  
19 Seasons (1972-90)  
122-81-3 (.600)

<b>1972</b>	<b>(4-5-1)</b>	<b>John M. Williams</b>	
Sep. 9	at Livingston	L	7-21
Sep. 16	HENDERSON STATE	L	12-15
Sep. 23	at Southern State	L	21-34
Oct. 7	FLORENCE STATE	W	14-6
Oct. 14	at Nicholls State	W	42-13
Oct. 21	WESTERN CAROLINA	W	20-6
Oct. 28	at Harding	L	3-48
Nov. 4	STATE COLLEGE OF ARKANSAS	W	25-14
Nov. 11	at Ouachita Baptist	L	7-24
Nov. 18	at Samford	T	13-13

<b>1973</b>	<b>(4-6, 3-4 GSC)</b>	<b>John M. Williams</b>	
Sep. 15	*at Henderson State	L	7-17
Sep. 22	SOUTHERN STATE	L	26-28
Sep. 29	*at Delta State	L	16-17
Oct. 6	*at Florence State	W	26-7
Oct. 13	*at Nicholls State	W	21-7
Oct. 20	*LIVINGSTON	L	3-27
Oct. 27	*ARKANSAS-MONTICELLO	W	21-0
Nov. 3	at State College of Arkansas	L	24-27
Nov. 10	*OUACHITA BAPTIST	L	13-14
Nov. 17	SAMFORD	W	12-10

<b>1974</b>	<b>(2-9, 0-7 GSC)</b>	<b>John M. Williams</b>	
Sep. 7	MEXICO POLYTECHNICO	W	51-0
Sep. 14	*HENDERSON STATE	L	0-7
Sep. 21	*DELTA STATE	L	3-13
Sep. 28	at Arkansas-Monticello**	W	3-0
Oct. 5	*TENNESSEE-MARTIN**	W	23-7
Oct. 12	*at Livingston**	T	21-21
Oct. 19	*at Nicholls State	L	12-21
Oct. 26	BAPTIST CHRISTIAN	W	61-14
Nov. 2	*NORTH ALABAMA	L	23-30
Nov. 9	STATE COLLEGE OF ARKANSAS	L	3-7
Nov. 16	*at Ouachita Baptist	L	0-17

\*\* Later forfeited due to ineligible player

<b>1975</b>	<b>(6-5, 2-5 GSC)</b>	<b>John M. Williams</b>	
Sep. 13	*at Henderson State	L	14-24
Sep. 20	ARKANSAS-MONTICELLO	W	47-0
Sep. 27	*LIVINGSTON	L	7-20
Oct. 4	*at Tennessee-Martin	W	14-10
Oct. 11	*at Delta State	L	0-24
Oct. 18	UNIV. OF MEXICO	W	56-0
Oct. 25	*NICHOLLS STATE	W	19-7
Nov. 1	*at North Alabama	L	14-41
Nov. 8	at Central Arkansas	W	35-7
Nov. 15	*OUACHITA BAPTIST	L	10-13
Nov. 22	MEXICO POLYTECHNICO	W	83-0

# MISSISSIPPI COLLEGE FOOTBALL ALL-TIME RESULTS

**1976 (2-8, 0-8 GSC) John M. Williams**

Sep. 11	*at Nicholls State	L	7-17
Sep. 18	at Arkansas-Monticello	W	39-3
Sep. 25	*at Livingston	L	7-14
Oct. 2	*at Tennessee-Martin	L	14-36
Oct. 9	*DELTA STATE	L	3-7
Oct. 16	*OUACHITA BAPTIST	L	0-6
Oct. 23	HARDING	W	34-23
Oct. 30	*at Southeastern Louisiana	L	20-34
Nov. 6	*at Troy State	L	6-38
Nov. 13	*NORTH ALABAMA	L	20-34

**1977 (6-4, 4-4 GSC) John M. Williams**

Sep. 10	*NICHOLLS STATE	L	0-6
Sep. 17	ARKANSAS-MONTICELLO	W	16-0
Sep. 24	*LIVINGSTON	L	16-21
Oct. 1	*TENNESSEE-MARTIN	W	27-24
Oct. 8	*at Delta State	L	13-24
Oct. 15	*at Ouachita Baptist	W	20-8
Oct. 22	at Harding	W	15-12
Oct. 29	*at Southeastern Louisiana	L	6-23
Nov. 5	*TROY STATE	W	17-15
Nov. 12	*at North Alabama	W	28-0

**1978 (5-5, 3-4 GSC) John M. Williams**

Sep. 9	at East Tennessee State	W	17-3
Sep. 16	HENDERSON STATE	W	21-8
Sep. 23	*at Livingston	W	24-16
Sep. 30	*at Tennessee-Martin	W	21-7
Oct. 7	*DELTA STATE	W	27-0
Oct. 14	OUACHITA BAPTIST	L	6-15
Oct. 21	*at Nicholls State	L	7-10
Oct. 28	*SOUTHEASTERN LOUISIANA	L	10-13
Nov. 4	*at Troy State	L	16-27
Nov. 11	*NORTH ALABAMA	L	0-30

**1979 (10-3, 5-1 GSC) John M. Williams  
GULF SOUTH CONFERENCE CHAMPIONS**

Sep. 8	*JACKSONVILLE STATE	W	17-7
Sep. 15	at Henderson State	W	28-13
Sep. 22	SOUTHERN ARKANSAS	W	35-14
Sep. 29	*TENNESSEE-MARTIN	L	10-13
Oct. 6	*at Delta State	W	27-19
Oct. 13	at Ouachita Baptist	W	29-24
Oct. 20	at Nicholls State	W	28-14
Oct. 27	*LIVINGSTON	W	30-14
Nov. 3	*TROY STATE	W	38-21
Nov. 10	*at North Alabama	W	17-10
Nov. 17	at Southeastern Louisiana	L	14-34
Nov. 24	NORTH DAKOTA**	W	35-15
Dec. 1	at Delaware**	L	10-60

\*\* NCAA Division II Playoffs

**1980 (4-5, 2-4 GSC) John M. Williams**

Sep. 13	*at Jacksonville State	L	14-51
Sep. 27	at Southern Arkansas	W	10-7
Oct. 4	*at Troy State	L	0-30
Oct. 11	*DELTA STATE	W	10-7
Oct. 18	OUACHITA BAPTIST	W	35-10
Oct. 25	*at Tennessee-Martin	L	27-30
Nov. 1	*at Livingston	W	28-8
Nov. 8	at Northeast Louisiana	L	22-40
Nov. 15	*NORTH ALABAMA	L	22-28

**1981 (6-4, 3-3 GSC) John M. Williams**

Sep. 12	at Stephen F. Austin	W	17-14
Sep. 19	at Presbyterian	W	24-14
Sep. 26	SOUTHERN ARKANSAS	L	9-21
Oct. 3	*TROY STATE	W	19-13
Oct. 10	*JACKSONVILLE STATE	L	0-40
Oct. 17	at Ouachita Baptist	W	17-10
Oct. 24	*TENNESSEE-MARTIN	L	28-29
Oct. 31	*LIVINGSTON	W	37-17
Nov. 7	*at Delta State	W	38-21
Nov. 14	*at North Alabama	L	23-37

**1982 (8-3, 6-1 GSC) John M. Williams**

Sep. 4	at Northwestern State	L	20-24
Sep. 11	*VALDOSTA STATE	W	28-13
Sep. 18	PRESBYTERIAN	L	16-17
Sep. 25	at Southern Arkansas	W	35-8

Oct. 2	*at Troy State	W	31-7
Oct. 9	*at Jacksonville State	L	36-52
Oct. 16	OUACHITA BAPTIST	W	42-14
Oct. 23	*at Tennessee-Martin	W	16-9
Oct. 30	*at Livingston	W	21-3
Nov. 6	*DELTA STATE	W	27-6
NOV. 13	*NORTH ALABAMA	W	28-20

**1983 (8-3, 4-3 GSC) John M. Williams**

Sep. 3	at Southeastern Louisiana	W	16-10
Sep. 10	*at Valdosta State	W	26-3
Sep. 17	at Stephen F. Austin	W	36-29
Sep. 24	SOUTHERN ARKANSAS	W	23-7
Oct. 1	*TROY STATE	W	17-0
Oct. 8	*JACKSONVILLE STATE	W	30-18
Oct. 15	at Ouachita Baptist	W	30-7
Oct. 22	*TENNESSEE-MARTIN	W	28-0
Oct. 29	*LIVINGSTON	L	14-24
Nov. 5	*at North Alabama	L	0-28
Nov. 19	*at Delta State	L	21-31

**1984 (6-2-1, 5-2-1 GSC) John M. Williams**

Sep. 8	*at North Alabama	T	24-24
Sep. 15	at Southeastern Louisiana	W	7-6
Sep. 29	*TENNESSEE-MARTIN	W	28-10
Oct. 6	*at Jacksonville State	W	28-0
Oct. 13	*TROY STATE	L	7-14
Oct. 20	*at Livingston	W	35-7
Oct. 27	*WEST GEORGIA	W	52-24
Nov. 3	*at Valdosta State	W	10-3
Nov. 17	*DELTA STATE	L	21-30

**1985 (7-2-1, 6-1-1 GSC) John M. Williams**

Sep. 7	*NORTH ALABAMA	W	17-13
Sep. 14	at Arkansas State	L	13-41
Sep. 21	at Southeastern Louisiana	W	34-30
Oct. 5	*at Tennessee-Martin	W	38-0
Oct. 12	*JACKSONVILLE STATE	W	50-3
Oct. 19	*at Troy State	W	45-21
Oct. 26	*LIVINGSTON	W	14-7
Nov. 2	*at West Georgia	L	28-30
Nov. 9	*VALDOSTA STATE	W	28-7
Nov. 23	*at Delta State	T	14-14

**1986 (7-4, 5-3 GSC) John M. Williams**

Aug. 30	SOUTHEAST MISSOURI STATE	L	27-30
Sep. 13	*at North Alabama	W	21-6
Sep. 20	ARKANSAS-MONTICELLO	W	42-7
Sep. 27	at West Texas State	W	34-24
Oct. 4	*TENNESSEE-MARTIN	W	28-3
Oct. 11	*at Jacksonville State	W	28-14
Oct. 18	*TROY STATE	L	0-10
Oct. 25	*at Livingston	W	16-14
Nov. 1	*WEST GEORGIA	W	30-14
Nov. 8	*at Valdosta State	L	10-21
Nov. 22	*DELTA STATE	L	10-21

**1987 (6-5, 5-3 GSC) John M. Williams**

Sep. 12	at Arkansas State	L	0-35
Sep. 19	*NORTH ALABAMA	L	20-24
Sep. 26	WEST TEXAS STATE	W	28-16
Oct. 3	*at Tennessee-Martin	W	34-24
Oct. 10	*JACKSONVILLE STATE	W	15-13
Oct. 17	*at Troy State	L	21-48
Oct. 24	*LIVINGSTON	L	7-8
Oct. 31	*at West Georgia	W	37-7
Nov. 7	*VALDOSTA STATE	W	20-12
Nov. 14	at Southeast Missouri State	L	28-30
Nov. 21	*at Delta State	W	13-7

**1988 (9-3, 7-1 GSC) John M. Williams  
GULF SOUTH CONFERENCE TRI-CHAMPIONS**

Sep. 3	at McNeese State	L	2-6
Sep. 10	*at North Alabama	W	42-35
Sep. 17	SOUTHEAST MISSOURI STATE	W	41-13
Sep. 24	*TENNESSEE-MARTIN	W	24-21
Oct. 1	*at Jacksonville State	L	0-10
Oct. 8	*TROY STATE	W	18-12
Oct. 15	*at Livingston	W	21-10
Oct. 22	*WEST GEORGIA	W	10-8
Oct. 29	*at Valdosta State	W	31-21

Nov. 5	at Lamar	W	16-14
Nov. 12	*DELTA STATE	W	7-3
Nov. 19	at Texas A & I**	L	15-39

\*\* NCAA Division II Playoffs

**1989 (11-3, 6-2 GSC) John M. Williams  
WON NATIONAL CHAMPIONSHIP GAME  
Later revoked by NCAA**

Sep. 2	at McNeese State	L	21-28
Sep. 9	*NORTH ALABAMA	W	34-0
Sep. 16	at Southeast Missouri State	W	21-6
Sep. 23	*at Tennessee-Martin	W	24-3
Sep. 30	*JACKSONVILLE STATE	L	3-23
Oct. 7	*at Troy State	W	45-7
Oct. 14	*LIVINGSTON	W	23-10
Oct. 21	*at West Georgia	W	48-6
Oct. 28	*VALDOSTA STATE	W	32-3
Nov. 11	*at Delta State	L	7-17
Nov. 18	at Texas A & I**	W	34-19
Nov. 25	at St. Cloud State**	W	55-24
Dec. 2	INDIANA (PA)**	W	26-14
Dec. 9	vs. Jacksonville State**	W	3-0

\*\* NCAA Division II Playoffs

**1990 (11-2, 8-0 GSC) John M. Williams  
GULF SOUTH CONFERENCE CHAMPIONS**

Sep. 8	*at North Alabama	W	21-10
Sep. 15	at Northeast Louisiana	L	7-17
Sep. 22	*TENNESSEE-MARTIN	W	44-14
Sep. 29	*at Jacksonville State	W	17-7
Oct. 6	*TROY STATE	W	36-16
Oct. 13	*vs. Livingston	W	36-0
Oct. 20	*WEST GEORGIA	W	44-17
Oct. 27	*at Valdosta State	W	17-10
Nov. 3	at Nicholls State	W	31-20
Nov. 10	*DELTA STATE	W	35-17
Nov. 17	WOFFORD**	W	70-19
Nov. 24	JACKSONVILLE STATE**	W	14-7
Dec. 1	INDIANA (PA)**	L	8-27

\*\* NCAA Division II Playoffs



**Terry L. McMillan**  
9 Seasons (1991-99)  
45-42-5 (.516)

**1991 (7-4-1, 4-1-1 GSC) Terry L. McMillan**

Aug. 31	CENTRAL ARKANSAS	W	34-9
Sep. 14	*NORTH ALABAMA	W	31-3
Sep. 21	at Henderson State	W	42-17
Sep. 28	at Northeast Louisiana	L	7-17
Oct. 5	*at Jacksonville State	L	6-17
Oct. 19	*LIVINGSTON	W	25-14
Oct. 26	*at West Georgia	W	49-21
Nov. 2	*VALDOSTA STATE	T	10-10
Nov. 9	at Appalachian State	L	23-31
Nov. 16	*at Delta State	W	27-10
Nov. 23	*at Wofford**	W	28-15
Nov. 30	at Jacksonville State**	L	7-35

\*\* NCAA Division II Playoffs

**1992 (4-5-1, 2-3-1 GSC) Terry L. McMillan**

Sep. 5	at Northwestern State	L	6-27
Sep. 12	*at North Alabama	L	6-14
Sep. 26	HENDERSON STATE	W	24-12
Oct. 3	*JACKSONVILLE STATE	T	14-14
Oct. 10	*WEST GEORGIA	W	45-38
Oct. 17	*at Livingston	L	32-37
Oct. 24	TEXAS A & I	W	37-33
Oct. 31	*at Valdosta State	L	14-28
Nov. 7	at Georgia Southern	L	0-30
Nov. 14	*DELTA STATE	W	34-23

**1993 (6-3-1, 3-3-1 GSC) Terry L. McMillan**

Sep. 4	ARKANSAS-MONTICELLO	W	31-6
Sep. 11	at Texas A&M-Kingsville	W	13-9
Sep. 25	*LIVINGSTON	T	22-22
Oct. 2	*at Henderson State	W	35-20
Oct. 9	*NORTH ALABAMA	L	28-38
Oct. 16	at Samford	W	21-14
Oct. 23	*at Valdosta State	L	21-42

# MISSISSIPPI COLLEGE FOOTBALL ALL-TIME RESULTS

Oct. 30	*WEST GEORGIA	L	25-27
Nov. 6	*CENTRAL ARKANSAS	W	21-14
Nov. 13	*at Delta State	W	13-7

<b>1994</b>	<b>(4-5-1, 2-5-1 GSC)</b>	<b>Terry L. McMillan</b>	
Sep. 3	at Arkansas-Monticello	T	28-28
Sep. 10	at Abilene Christian	W	21-7
Sep. 17	*at North Alabama	L	0-24
Sep. 24	*at Livingston	W	48-0
Oct. 1	*HENDERSON STATE	W	31-13
Oct. 15	at Samford	W	20-12
Oct. 22	*VALDOSTA STATE	L	7-24
Oct. 29	*at West Georgia	L	23-24
Nov. 5	*at Central Arkansas	L	0-28
Nov. 12	*DELTA STATE	L	0-14

<b>1995</b>	<b>(2-7-1, 2-7-1 GSC)</b>	<b>Terry L. McMillan</b>	
Sep. 9	*SOUTHERN ARKANSAS	W	23-14
Sep. 16	*at Arkansas-Monticello	L	0-17
Sep. 21	*WEST ALABAMA	W	30-7
Sep. 30	*NORTH ALABAMA	L	3-41
Oct. 7	*at Henderson State	L	12-45
Oct. 14	*at West Georgia	L	15-30
Oct. 21	*ARKANSAS TECH	T	15-15
Oct. 28	*CENTRAL ARKANSAS	L	11-26
Nov. 4	*at Valdosta State	L	16-42
Nov. 11	*at Delta State	L	0-14

<b>1996</b>	<b>(4-6)</b>	<b>Terry L. McMillan</b>	
Sep. 7	ARKANSAS-MONTICELLO	L	23-35
Sep. 14	at Sul Ross State	W	27-0
Sep. 21	HENDERSON STATE	W	31-28
Oct. 5	at Arkansas Tech	L	22-40
Oct. 12	at Hardin-Simmons	L	33-34
Oct. 19	at Tusculum	W	27-21
Oct. 26	WEST ALABAMA	L	21-22
Nov. 2	AUSTIN COLLEGE	W	56-7
Nov. 9	at Southern Arkansas	L	6-20
Nov. 16	at Howard Payne	L	21-26

<b>1997</b>	<b>(8-2, 4-1 ASC)</b>	<b>Terry L. McMillan</b>	
<b>AMERICAN SOUTHWEST CONFERENCE CHAMPIONS</b>			
Sep. 13	TUSCULUM	W	26-19
Sep. 20	BETHEL (TN)	W	56-10
Sep. 27	LAMBUTH	W	37-10
Oct. 4	at Georgetown (KY)	W	41-32
Oct. 11	at West Alabama	L	21-38
Oct. 18	*AUSTIN COLLEGE	L	15-17
Oct. 25	*at Sul Ross State	W	31-26
Nov. 1	*HOWARD PAYNE	W	13-0
Nov. 8	*at McMurry	W	45-22
Nov. 15	*HARDIN-SIMMONS	W	17-14

<b>1998</b>	<b>(4-6, 2-5 ASC)</b>	<b>Terry L. McMillan</b>	
Sep. 12	GEORGETOWN (KY)	L	15-22
Sep. 19	at Bethel (TN)	W	56-0
Sep. 26	JACKSONVILLE	W	35-14
Oct. 3	*HOWARD PAYNE	L	3-21
Oct. 10	*at Hardin-Simmons	L	0-44
Oct. 17	*MARY HARDIN-BAYLOR	W	28-0
Oct. 24	*at McMurry	L	10-31
Oct. 31	*SUL ROSS STATE	W	45-36
Nov. 7	*at Texas Lutheran	L	21-23
Nov. 14	*at Austin College	L	34-40

<b>1999</b>	<b>(6-4, 3-4 ASC)</b>	<b>Terry L. McMillan</b>	
Sep. 11	STILLMAN	W	10-7
Sep. 18	BELHAVEN	W	38-21
Sep. 25	at Jacksonville	W	16-13
Oct. 2	*at Howard Payne	L	14-21
Oct. 9	*HARDIN-SIMMONS	L	23-35
Oct. 16	*at Mary Hardin-Baylor	L	27-30
Oct. 23	*MCMURRY	L	27-28
Oct. 30	*at Sul Ross State	W	36-20
Nov. 6	*TEXAS LUTHERAN	W	28-6
Nov. 13	*AUSTIN COLLEGE	W	50-24



**Johnny Mills**  
5 Seasons (2000-04)  
18-32 (.360)

<b>2000</b>	<b>(3-7, 3-6, ASC)</b>	<b>Johnny Mills</b>	
Sep. 2	vs. Millsaps	L	19-20
Sep. 16	*EAST TEXAS BAPTIST	W	50-6
Sep. 23	*at Howard Payne	L	25-35
Sep. 30	*SUL ROSS STATE	W	34-7
Oct. 7	*at Hardin-Simmons	L	21-35
Oct. 14	*MARY HARDIN-BAYLOR	L	6-24
Oct. 21	*at McMurry	L	21-34
Oct. 28	*AUSTIN COLLEGE	L	30-33
Nov. 4	*at Texas Lutheran	L	32-34
Nov. 11	*LOUISIANA COLLEGE	W	35-21

<b>2001</b>	<b>(7-3, 6-3 ASC)</b>	<b>Johnny Mills</b>	
Sep. 1	vs. Millsaps	W	15-3
Sep. 15	*at East Texas Baptist	W	31-28
Sep. 22	*HOWARD PAYNE	L	13-31
Sep. 29	*at Sul Ross State	W	36-32
Oct. 6	*HARDIN-SIMMONS	L	9-55
Oct. 13	*at Mary Hardin-Baylor	L	7-10
Oct. 20	*MCMURRY	W	28-21
Oct. 27	*at Austin College	W	27-7
Nov. 3	*TEXAS LUTHERAN	W	41-3
Nov. 10	*at Louisiana College	W	28-21

<b>2002</b>	<b>(4-6, 4-5 ASC)</b>	<b>Johnny Mills</b>	
Sep. 7	vs. Millsaps	L	14-16
Sep. 21	*at Howard Payne	L	0-50
Sep. 28	*SUL ROSS STATE	W	34-21
Oct. 5	*at Hardin-Simmons	L	21-32
Oct. 12	*MARY HARDIN-BAYLOR	L	24-39
Oct. 19	*at McMurry	W	25-22
Oct. 26	*AUSTIN COLLEGE	L	23-27
Nov. 2	*at Texas Lutheran	W	36-16
Nov. 9	*LOUISIANA COLLEGE	W	15-10
Nov. 16	*EAST TEXAS BAPTIST	L	9-16

<b>2003</b>	<b>(3-7, 2-7 ASC)</b>	<b>Johnny Mills</b>	
Sep. 4	vs. Millsaps	W	7-0
Sep. 20	*HOWARD PAYNE	L	13-31
Sep. 27	*at Sul Ross State	W	27-26
Oct. 4	*HARDIN-SIMMONS	L	0-21
Oct. 11	*at Mary Hardin-Baylor	L	7-67
Oct. 18	*MCMURRY	L	25-27
Oct. 25	*at Austin College	L	6-17
Nov. 1	*TEXAS LUTHERAN	W	31-0
Nov. 8	*at Louisiana College	L	0-31
Nov. 15	*at East Texas Baptist	L	6-45

<b>2004</b>	<b>(1-9, 1-8 ASC)</b>	<b>Johnny Mills</b>	
Sep. 9	vs. Millsaps	L	0-9
Sep. 18	*Sul Ross State	W	24-20
Sep. 25	*at Hardin-Simmons	L	19-49
Oct. 2	*Mary Hardin-Baylor	L	3-49
Oct. 9	*at McMurry	L	24-48
Oct. 16	*Austin College	L	10-20
Oct. 23	*at Texas Lutheran	L	28-31
Oct. 30	*Louisiana College	L	33-49
Nov. 6	*East Texas Baptist	L	3-27
Nov. 13	*at Howard Payne	L	14-48



**Norman Joseph**  
9 Seasons (2005-13)  
42-50 (.457)

<b>2005</b>	<b>(2-8, 1-8 ASC)</b>	<b>Norman Joseph</b>	
Sep. 17	*at Sul Ross State	L	17-36
Sep. 24	*HARDIN-SIMMONS	L	0-14
Oct. 1	*at Mary Hardin-Baylor	L	0-61
Oct. 8	*MCMURRY	L	14-24
Oct. 15	*at Austin College	W	35-19
Oct. 22	*TEXAS LUTHERAN	L	22-7
Oct. 29	*at Louisiana College	L	28-42
Nov. 5	*at East Texas Baptist	L	28-29
Nov. 12	*HOWARD PAYNE	L	45-51
Nov. 19	BELHAVEN	W	52-16

<b>2006</b>	<b>(5-5, 3-5 ASC)</b>	<b>Norman Joseph</b>	
Sep. 2	at Millsaps	W	52-28
Sep. 16	*at Texas Lutheran	W	28-21
Sep. 23	*MCMURRY	W	36-26
Sep. 30	*at Hardin-Simmons	L	28-48
Oct. 7	*LOUISIANA COLLEGE	L	28-31
Oct. 14	LAGRANGE	W	33-0
Oct. 21	*at Mary Hardin-Baylor	L	14-41
Oct. 28	*EAST TEXAS BAPTIST	L	30-35
Nov. 4	*at Howard Payne	L	15-30
Nov. 11	*SUL ROSS STATE	W	31-7

<b>2007</b>	<b>(8-2, 6-2 ASC)</b>	<b>Norman Joseph</b>	
Aug. 30	MILLSAPS	W	27-26
Sep. 15	*TEXAS LUTHERAN	W	34-5
Sep. 22	*at McMurry	W	47-14
Sep. 29	*HARDIN-SIMMONS	L	42-45
Oct. 6	*at Louisiana College	W	42-34
Oct. 13	*at LaGrange	W	50-7
Oct. 20	*MARY HARDIN-BAYLOR	L	30-69
Oct. 27	*at East Texas Baptist	W	45-21
Nov. 3	*HOWARD PAYNE	W	31-10
Nov. 10	*at Sul Ross State	W	56-35

<b>2008</b>	<b>(5-5, 5-3 ASC)</b>	<b>Norman Joseph</b>	
Sep. 6	at Millsaps	L	6-42
Sep. 13	at Cumberlands (KY)	L	28-49
Sep. 20	*MCMURRY	W	44-7
Sep. 27	*at Hardin-Simmons	L	27-35
Oct. 4	*LOUISIANA COLLEGE	W	21-19
Oct. 18	*at Mary Hardin-Baylor	L	14-26
Oct. 25	*EAST TEXAS BAPTIST	L	21-24
Nov. 1	*at Howard Payne	W	30-14
Nov. 8	*SUL ROSS STATE	W	41-10
Nov. 15	*at Texas Lutheran	W	52-7

<b>2009</b>	<b>(9-3, 7-1 ASC)</b>	<b>Norman Joseph</b>	
<b>AMERICAN SOUTHWEST CONFERENCE CHAMPIONS</b>			
Sep. 5	MILLSAPS	W	47-44
Sep. 12	CUMBERLANDS (KY)	L	26-55
Sep. 19	*at McMurry	W	61-14
Sep. 26	*HARDIN-SIMMONS	W	39-34
Oct. 3	*at Louisiana College	W	54-44
Oct. 17	*MARY HARDIN-BAYLOR	W	17-14
Oct. 24	*at East Texas Baptist	W	26-7
Oct. 31	*HOWARD PAYNE	L	24-38
Nov. 7	*at Sul Ross State	W	49-27
Nov. 14	*TEXAS LUTHERAN	W	38-24
Nov. 21	at Huntingdon**	W	56-35
Nov. 28	at Wesley (DE)**	L	9-43

\*\* NCAA Division III Playoffs

<b>2010</b>	<b>(4-6, 2-6 ASC)</b>	<b>Norman Joseph</b>	
Sep. 4	at Millsaps	W	27-23
Sep. 11	BELHAVEN	W	21-14
Sep. 18	*at Hardin-Simmons	L	10-45
Sep. 25	*LOUISIANA COLLEGE	L	42-45
Oct. 9	*at Mary Hardin-Baylor	L	31-41
Oct. 16	*EAST TEXAS BAPTIST	L	20-28
Oct. 23	*at Howard Payne	W	42-27
Oct. 30	*SUL ROSS STATE	W	38-21
Nov. 6	*at Texas Lutheran	L	23-42
Nov. 13	*MCMURRY	L	17-28

<b>2011</b>	<b>(3-7, 2-6 ASC)</b>	<b>Norman Joseph</b>	
Sep. 3	MILLSAPS	W	33-27
Sep. 10	at Belhaven	L	31-35
Sep. 17	*HARDIN-SIMMONS	W	45-28
Sep. 24	*at Louisiana College	L	17-52
Oct. 8	*MARY HARDIN-BAYLOR	L	12-35
Oct. 15	*at East Texas Baptist	L	21-34
Oct. 22	*HOWARD PAYNE	W	34-21
Oct. 29	*at Sul Ross State	L	42-49
Nov. 5	*TEXAS LUTHERAN	L	16-36
Nov. 12	*at McMurry	L	38-63

<b>2012</b>	<b>(2-8, 1-6 ASC)</b>	<b>Norman Joseph</b>	
Sep. 1	at Millsaps	L	17-23
Sep. 8	WEBBER INTERNATIONAL	W	31-24
Sep. 15	at West Alabama	L	3-41
Sep. 29	*at Hardin-Simmons	L	0-31

# MISSISSIPPI COLLEGE FOOTBALL ALL-TIME RESULTS

Oct. 6	*SUL ROSS STATE	L	42-75
Oct. 13	*at Howard Payne	L	14-27
Oct. 20	*at Texas Lutheran	W	24-21
Oct. 27	*EAST TEXAS BAPTIST	L	24-34
Nov. 3	*LOUISIANA COLLEGE	L	28-70
Nov. 10	*at Mary Hardin-Baylor	L	0-59

<b>2013</b>	<b>(4-6, 4-2 ASC)</b>	<b>Norman Joseph</b>
Sep. 7	MILLSAPS	L 19-52
Sep. 14	HUNTINGDON	L 7-35
Sep. 28	at Webber International	L 7-35
Oct. 5	*HARDIN-SIMMONS	W 49-35
Oct. 12	*at Sul Ross State	W 34-30
Oct. 19	*HOWARD PAYNE	W 41-38
Oct. 26	TEXAS LUTHERAN	L 32-35
Nov. 2	*at East Texas Baptist	W 41-28
Nov. 9	*at Louisiana College	L 28-42
Nov. 16	*MARY HARDIN-BAYLOR	L 30-56



**John Bland**  
1 Season (2014-)  
1-9 (.100)

<b>2014</b>	<b>(1-9, 0-7 GSC)</b>	<b>John Bland</b>
Sep. 6	at Belhaven	L 14-32
Sep. 13	*NORTH ALABAMA	L 0-58
Sep. 20	at Lamar	L 10-55
Oct. 2	*at Shorter	L 14-27
Oct. 11	UNIV. OF FAITH	W 56-14
Oct. 18	*VALDOSTA STATE	L 0-62
Oct. 25	*at Florida Tech	L 9-44
Nov. 1	*at West Georgia	L 14-55
Nov. 8	*WEST ALABAMA	L 28-41
Nov. 15	*at Delta State	L 3-27

## RESULTS BY OPPONENT

TEAM	RECORD	WIN %	TEAM	RECORD	WIN %
Abilene Christian	1-0	1.000	McNeese State	0-2	.000
Alabama	0-7	.000	Memphis	1-0	1.000
Appalachian State	0-1	.000	Memphis Navy	1-0	1.000
Arkansas-Monticello	10-11-1	.477	Mercer	5-0-1	.917
Arkansas State	1-4	.200	Mexico Polytechnico	2-0	1.000
Arkansas Tech	0-1-1	.250	Millsaps	31-15-6	.654
Army (Camp Shelby)	1-0	1.000	Mississippi State	3-16	.158
Austin College	10-9-1	.525	Murray State	1-1	.500
Baptist Christian	1-0	1.000	Nicholls State	6-4	.600
Baylor	0-2	.000	North Alabama	14-15-2	.484
Belhaven	3-2	.600	North Dakota	1-0	1.000
Bethel (TN)	2-0	1.000	Northwestern State	0-2	.000
Birmingham-Southern	6-5-1	.542	Northwood Institute	1-0	1.000
Carson-Newman	1-1	.500	Oglethorpe	3-1	.750
Centenary (LA)	1-1	.500	Ole Miss	4-8-1	.346
Central Arkansas	5-5	.500	Ouachita Baptist	15-16-1	.484
Centre	4-2	.667	Ozarks (MO)	0-1	.000
Chamberlain-Hunt Aca.	4-0	1.000	Pearl River CC	2-0	1.000
Chattanooga	3-6-3	.375	Pensacola Navy	1-1	.500
Christian Brothers	0-1	.000	Presbyterian	1-1	.500
Clark State CC	1-0	1.000	Rhodes	12-5	.706
Colgate	0-5	.000	Samford	22-14-4	.600
Cumberlands (KY)	0-2	.000	Sewanee	9-6-2	.588
Davidson	0-1	.000	Shorter	0-1	.000
Delaware	0-1	.000	Southeast Missouri State	2-2	.500
Delta State	15-18-2	.457	Southeastern Louisiana	3-5	.375
East Tennessee State	1-0	1.000	Southeastern Oklahoma	1-1	.500
East Texas Baptist	6-10	.375	Southern (AL)	1-0	1.000
Florida	0-1-1	.250	Southern Arkansas	11-7	.611
Florida Southern	1-0	1.000	Southern Miss	8-0	1.000
Florida State	0-3	.000	Spring Hill	11-3	.786
Florida Tech	0-1	.000	St. Cloud State	1-0	1.000
French Camp Aca.	1-0	1.000	Stephen F. Austin	2-0	1.000
Furman	2-5	.286	Stetson	3-2-1	.583
Georgetown (KY)	1-1	.500	Stillman	1-0	1.000
Georgia Southern	0-1	.000	Sul Ross State	15-3	.833
Hardin-Simmons	4-14	.222	Tampa	0-1	.000
Harding	4-3	.571	Tennessee-Martin	12-5	.706
Henderson State	13-9	.591	Texas A&M-Kingsville	3-1	.750
Hendrix	6-3	.667	Texas College	0-0	---
Howard Payne	6-12	.333	Texas Lutheran	9-7	.563
Huntingdon	1-1	.500	Troy	11-7	.611
Indiana (PA)	1-1	.500	Tulane	3-9	.250
Jacksonville	2-0	1.000	Tusculum	2-0	1.000
Jacksonville State	11-10-2	.522	Union (TN)	6-2	.750
Jefferson State	2-0	1.000	Univ. of Faith	1-0	1.000
LaGrange	2-0	1.000	Univ. of Mexico	8-3	.727
Lamar	1-1	.500	Valdosta State	8-6-1	.567
Lambuth	1-0	1.000	Vicksburg Athletic Club	1-0	1.000
Louisiana College	26-12	.684	Webber International	1-1	.500
Louisiana-Lafayette	4-0-1	.900	Wesley (DE)	0-1	.000
Louisiana-Monroe	0-3	.000	West Alabama	19-20-2	.488
Louisiana Tech	11-5-1	.676	West Georgia	8-5	.615
Loyola (LA)	0-7	.000	West Texas A&M	2-0	1.000
LSU	0-9-1	.050	Western Carolina	1-1	.500
Marion Military Institute	2-1	.667	Western Kentucky	0-1	.000
Mary Hardin-Baylor	2-14	.125	Wofford	2-0	1.000
McMurry	7-8	.467	Youngstown State	0-1	.000

### MILESTONE WINS

Win	Year	Opponent	Score
1	1907	Chamberlain-Hunt	6-0
50	1923	Ole Miss	6-0
100	1934	State Teachers (Southern Miss)	12-0
150	1948	SW of Memphis (Rhodes)	46-6
200	1960	SW of Memphis (Rhodes)	34-7
250	1971	Northwood Institute	29-9
300	1982	Valdosta State	28-13
350	1988	Delta State	7-3
400	1997	Tusculum	26-19
450	2007	Sul Ross State	56-35

### LARGEST MARGINS OF VICTORY

Year	Opponent	MC	OPP
1909	Chamberlain Hunt Aca.	94	0
1916	MS State Normal (Southern Miss)	90	0
1975	Mexico Polytechnico	83	0
1928	State Teacher (Southern Miss)	82	0
1915	Ole Miss	74	6

### COMMON OPPONENTS

Opponent	Games	Last
Millsaps	52	2013
Samford	40	1994
West Alabama	39	2014
Louisiana College	38	2013
Delta State	35	1995
Ouachita Baptist	32	1983
North Alabama	31	1995
Jacksonville State	25	1999
Arkansas-Monticello	22	1996
Henderson State	22	1996
Austin College	20	2005
Mississippi State	19	1934
Hardin-Simmons	18	2013
Howard Payne	18	2013
Southern Arkansas	18	1996
Sul Ross State	18	2013
Troy	18	1990
Louisiana Tech	17	1938

# MISSISSIPPI COLLEGE FOOTBALL ALL-TIME RESULTS

## ABILENE CHRISTIAN (1-0)

Sep. 10, 1994 at Abilene Christian W 21-7

## ALABAMA (0-7)

Nov. 1, 1913 vs. Alabama L 3-21  
 Oct. 16, 1915 vs. Alabama L 0-40  
 Oct. 14, 1916 vs. Alabama L 7-13  
 Oct. 20, 1917 vs. Alabama L 0-46  
 Oct. 16, 1920 vs. Alabama L 0-52  
 Oct. 11, 1924 vs. Alabama L 0-51  
 Sep. 28, 1929 vs. Alabama L 0-55

## APPALACHIAN STATE (0-1)

Nov. 9, 1991 at Appalachian State L 23-31

## ARKANSAS-MONTICELLO (10-11-1)

Sep. 23, 1950 vs. Arkansas A&M L 0-27  
 Sep. 22, 1951 vs. Arkansas A&M L 0-25  
 Sep. 16, 1961 at Arkansas A&M W 27-0  
 Oct. 5, 1963 at Arkansas A&M L 0-21  
 Oct. 3, 1964 ARKANSAS A&M W 21-11  
 Oct. 2, 1965 at Arkansas A&M L 14-16  
 Sep. 29, 1966 ARKANSAS A&M L 7-14  
 Sep. 30, 1967 at Arkansas A&M L 0-6  
 Nov. 2, 1968 ARKANSAS A&M W 9-7  
 Nov. 15, 1969 at Arkansas A&M L 14-34  
 Oct. 31, 1970 ARKANSAS A&M W 21-14  
 Oct. 30, 1971 at Arkansas-Monticello L 14-30  
 Oct. 27, 1973 ARKANSAS-MONTICELLO W 21-0  
 Sep. 28, 1974 at Arkansas-Monticello\* W 3-0  
 Sep. 20, 1975 ARKANSAS-MONTICELLO W 47-0  
 Sep. 18, 1976 at Arkansas-Monticello W 39-3  
 Sep. 17, 1977 ARKANSAS-MONTICELLO W 16-0  
 Sep. 20, 1986 ARKANSAS-MONTICELLO W 42-7  
 Sep. 4, 1993 ARKANSAS-MONTICELLO W 31-6  
 Sep. 3, 1994 at Arkansas-Monticello T 28-28  
 Sep. 16, 1995 at Arkansas-Monticello L 0-17  
 Sep. 7, 1996 ARKANSAS-MONTICELLO L 23-35

## ARKANSAS STATE (1-4)

Sep. 25, 1948 vs. Arkansas State L 0-14  
 Sep. 24, 1949 vs. Arkansas State W 19-7  
 Oct. 13, 1962 at Arkansas State L 0-20  
 Sep. 14, 1985 at Arkansas State L 13-41  
 Sep. 12, 1987 at Arkansas State L 0-35

## ARKANSAS TECH (0-1-1)

Oct. 21, 1995 ARKANSAS TECH T 15-15  
 Oct. 5, 1996 at Arkansas Tech L 22-40

## ARMY (CAMP SHELBY) (1-0)

Nov. 22, 1941 vs. Army (Camp Shelby) W 56-7

## AUSTIN COLLEGE (10-9-1)

Sep. 26, 1953 vs. Austin College T 19-19  
 Sep. 25, 1954 vs. Austin College L 0-27  
 Sep. 27, 1958 vs. Austin College L 6-26  
 Oct. 3, 1959 AUSTIN COLLEGE W 14-6  
 Oct. 1, 1960 at Austin College L 18-20  
 Sep. 30, 1961 AUSTIN COLLEGE W 29-0  
 Sep. 29, 1962 at Austin College W 12-6  
 Sep. 28, 1963 AUSTIN COLLEGE W 7-6  
 Nov. 14, 1964 at Austin College W 16-13  
 Nov. 13, 1965 AUSTIN COLLEGE W 21-19  
 Nov. 2, 1996 AUSTIN COLLEGE W 56-7  
 Oct. 18, 1997 AUSTIN COLLEGE L 15-17  
 Nov. 14, 1998 at Austin College L 34-40  
 Nov. 13, 1999 AUSTIN COLLEGE W 50-24  
 Oct. 28, 2000 AUSTIN COLLEGE L 30-33  
 Oct. 27, 2001 at Austin College W 27-7  
 Oct. 26, 2002 AUSTIN COLLEGE L 23-27  
 Oct. 25, 2003 at Austin College L 6-17  
 Oct. 16, 2004 AUSTIN COLLEGE L 10-20  
 Oct. 15, 2005 at Austin College W 35-19

## BAPTIST CHRISTIAN (1-0)

Oct. 26, 1974 BAPTIST CHRISTIAN W 61-14

## BAYLOR (0-2)

Dec. 3, 1921 vs. Baylor L 0-24  
 Oct. 28, 1922 vs. Baylor L 7-40

## BELHAVEN (3-2)

Sep. 18, 1999 BELHAVEN W 38-21  
 Nov. 19, 2005 BELHAVEN W 52-16  
 Sep. 11, 2010 BELHAVEN W 21-14  
 Sep. 10, 2011 at Belhaven L 31-35  
 Sep. 6, 2014 at Belhaven L 14-32

## BETHEL (TN) (2-0)

Sep. 20, 1997 BETHEL (TN) W 56-10  
 Sep. 19, 1998 at Bethel (TN) W 56-0

## BIRMINGHAM-SOUTHERN (6-5-1)

Oct. 29, 1921 vs. Birmingham-Southern W 27-6  
 Nov. 18, 1922 vs. Birmingham-Southern W 6-0  
 Oct. 13, 1923 vs. Birmingham-Southern W 19-0  
 Nov. 1, 1924 vs. Birmingham-Southern L 6-13  
 Oct. 17, 1925 vs. Birmingham-Southern T 25-25  
 Nov. 6, 1926 vs. Birmingham-Southern W 27-12  
 Nov. 12, 1927 vs. Birmingham-Southern W 33-19  
 Oct. 27, 1928 vs. Birmingham-Southern L 7-19  
 Nov. 9, 1929 vs. Birmingham-Southern L 0-20  
 Nov. 8, 1930 vs. Birmingham-Southern W 6-0  
 Oct. 17, 1931 vs. Birmingham-Southern L 0-7  
 Oct. 15, 1932 vs. Birmingham-Southern L 4-6

## CARSON-NEWMAN (1-1)

Nov. 11, 1961 CARSON-NEWMAN W 35-14  
 Nov. 10, 1962 vs. Carson-Newman L 6-9

## CENTENARY (LA) (1-1)

Sep. 26, 1925 vs. Centenary (LA) W 22-8  
 Oct. 16, 1926 vs. Centenary (LA) L 14-28

## CENTRAL ARKANSAS (5-5)

Nov. 6, 1965 at Arkansas State Teachers L 0-25  
 Nov. 5, 1966 ARKANSAS STATE TEACHERS W 30-26  
 Nov. 4, 1972 STATE COLLEGE OF ARKANSAS W 25-14  
 Nov. 3, 1973 at State College of Arkansas L 24-27  
 Nov. 9, 1974 STATE COLLEGE OF ARKANSAS L 3-7  
 Nov. 8, 1975 at Central Arkansas W 35-7  
 Aug. 31, 1991 CENTRAL ARKANSAS W 34-9  
 Nov. 6, 1993 CENTRAL ARKANSAS W 21-14  
 Nov. 5, 1994 at Central Arkansas L 0-28  
 Oct. 28, 1995 CENTRAL ARKANSAS L 11-26

## CENTRE (4-2)

Sep. 24, 1938 vs. Centre L 0-13  
 Sep. 30, 1939 vs. Centre W 7-0  
 Sep. 28, 1940 vs. Centre W 20-13  
 Sep. 27, 1941 vs. Centre L 7-14  
 Oct. 12, 1946 vs. Centre W 26-6  
 Oct. 18, 1947 vs. Centre W 25-12

## CHAMBERLAIN-HUNT ACADEMY (4-0)

Oct. 5, 1907 vs. Chamberlain-Hunt Aca. W 6-0  
 Oct. 16, 1909 vs. Chamberlain-Hunt Aca. W 94-0  
 Sep. 25, 1915 vs. Chamberlain-Hunt Aca. W 28-0  
 Oct. 4, 1919 vs. Chamberlain-Hunt Aca. W 57-0

## CHATTANOOGA (3-6-3)

Nov. 17, 1928 vs. Chattanooga W 20-19  
 Oct. 25, 1930 vs. Chattanooga L 7-24  
 Oct. 29, 1932 vs. Chattanooga W 13-6  
 Oct. 28, 1933 vs. Chattanooga T 0-0  
 Nov. 3, 1934 vs. Chattanooga L 0-13  
 Nov. 1, 1935 vs. Chattanooga W 12-6  
 Oct. 3, 1936 vs. Chattanooga L 6-7  
 Oct. 1, 1937 vs. Chattanooga L 0-13  
 Oct. 7, 1938 vs. Chattanooga L 25-28  
 Oct. 6, 1939 vs. Chattanooga T 0-0  
 Oct. 4, 1940 vs. Chattanooga T 7-7  
 Oct. 10, 1941 vs. Chattanooga L 6-26

## CHRISTIAN BROTHERS (0-1)

Sep. 26, 1914 vs. Christian Brothers L 0-62

## CLARK STATE CC (1-0)

Sep. 25, 1926 vs. Clark State CC W 23-0

## COLGATE (0-5)

Nov. 22, 1930 vs. Colgate L 0-23

Oct. 31, 1931 vs. Colgate L 0-27  
 Nov. 5, 1932 vs. Colgate L 0-32  
 Oct. 26, 1940 vs. Colgate L 0-31  
 Nov. 1, 1952 vs. Colgate L 12-53

## CUMBERLANDS (KY) (0-2)

Sep. 13, 2008 at Cumberlands (KY) L 28-49  
 Sep. 12, 2009 CUMBERLANDS (KY) L 26-55

## DAVIDSON (0-1)

Sep. 26, 1964 at Davidson L 14-17

## DELAWARE (0-1)

Dec. 1, 1979\*\* at Delaware L 10-60

## DELTA STATE (15-18-2)

Oct. 26, 1935 vs. Delta State W 33-0  
 Oct. 31, 1936 DELTA STATE W 20-0  
 Oct. 18, 1941 vs. Delta State W 17-6  
 Nov. 8, 1947 DELTA STATE W 18-0  
 Oct. 9, 1948 at Delta State L 6-7  
 Oct. 31, 1954 DELTA STATE L 0-25  
 Oct. 29, 1955 at Delta State L 0-41  
 Sep. 29, 1956 DELTA STATE L 0-25  
 Sep. 21, 1957 at Delta State L 7-19  
 Oct. 18, 1969 vs. Delta State L 7-33  
 Oct. 17, 1970 vs. Delta State T 30-30  
 Sep. 29, 1973 at Delta State L 16-17  
 Sep. 21, 1974 DELTA STATE L 3-13  
 Oct. 11, 1975 at Delta State L 0-24  
 Oct. 9, 1976 DELTA STATE L 3-7  
 Oct. 8, 1977 at Delta State L 13-24  
 Oct. 7, 1978 DELTA STATE W 27-0  
 Oct. 6, 1979 at Delta State W 27-19  
 Oct. 11, 1980 DELTA STATE W 10-7  
 Nov. 7, 1981 at Delta State W 38-21  
 Nov. 6, 1982 DELTA STATE W 27-6  
 Nov. 19, 1983 at Delta State L 21-31  
 Nov. 17, 1984 DELTA STATE L 21-30  
 Nov. 23, 1985 at Delta State T 14-14  
 Nov. 22, 1986 DELTA STATE L 10-21  
 Nov. 21, 1987 at Delta State W 13-7  
 Nov. 12, 1988 DELTA STATE W 7-3  
 Nov. 11, 1989 at Delta State L 7-17  
 Nov. 10, 1990 DELTA STATE W 35-17  
 Nov. 16, 1991 at Delta State W 27-10  
 Nov. 14, 1992 DELTA STATE W 34-23  
 Nov. 13, 1993 at Delta State W 13-7  
 Nov. 12, 1994 DELTA STATE L 0-14  
 Nov. 11, 1995 at Delta State L 0-14  
 Nov. 15, 2014 at Delta State L 3-27

## EAST TENNESSEE STATE (1-0)

Sep. 9, 1978 at East Tennessee State W 17-3

## EAST TEXAS BAPTIST (6-10)

Nov. 20, 1948 vs. East Texas Baptist W 13-0  
 Nov. 12, 1949 vs. East Texas Baptist L 7-14  
 Sep. 16, 2000 EAST TEXAS BAPTIST W 50-6  
 Sep. 15, 2001 at East Texas Baptist W 31-28  
 Nov. 16, 2002 EAST TEXAS BAPTIST L 9-16  
 Nov. 15, 2003 at East Texas Baptist L 6-45  
 Nov. 6, 2004 EAST TEXAS BAPTIST L 3-27  
 Nov. 5, 2005 at East Texas Baptist L 28-29  
 Oct. 28, 2006 EAST TEXAS BAPTIST L 30-35  
 Oct. 27, 2007 at East Texas Baptist W 45-21  
 Oct. 25, 2008 EAST TEXAS BAPTIST L 21-24  
 Oct. 24, 2009 at East Texas Baptist W 26-7  
 Oct. 16, 2010 EAST TEXAS BAPTIST L 20-28  
 Oct. 15, 2011 at East Texas Baptist L 21-34  
 Oct. 27, 2012 EAST TEXAS BAPTIST L 24-34  
 Nov. 2, 2013 at East Texas Baptist W 41-28

## FLORIDA (0-1-1)

Nov. 18, 1921 at Florida T 7-7  
 Nov. 11, 1922 vs. Florida L 0-58

## FLORIDA SOUTHERN (1-0)

Nov. 26, 1927 vs. Southern (FL) W 12-0

# MISSISSIPPI COLLEGE FOOTBALL ALL-TIME RESULTS

<b>FLORIDA STATE (0-3)</b>		
Nov. 13, 1948	at Florida State	L 6-26
Oct. 8, 1949	FLORIDA STATE	L 12-33
Nov. 18, 1950	at Florida State	L 0-33

<b>FLORIDA TECH (0-1)</b>		
Oct. 25, 2014	at Florida Tech	L 9-44

<b>FRENCH CAMP ACADEMY (1-0)</b>		
Oct. 9, 1909	vs. French Camp Aca.	W 29-0

<b>FURMAN (2-5)</b>		
Oct. 29, 1960	at Furman	L 20-33
Oct. 19, 1963	at Furman	L 13-41
Sep. 12, 1964	at Furman	L 10-13
Sep. 16, 1967	at Furman	L 6-15
Sep. 14, 1968	FURMAN	W 21-12
Nov. 22, 1969	at Furman	W 21-19
Nov. 21, 1970	FURMAN	L 17-38

<b>GEORGETOWN (KY) (1-1)</b>		
Oct. 4, 1997	at Georgetown (KY)	W 41-32
Sep. 12, 1998	GEORGETOWN (KY)	L 15-22

<b>GEORGIA SOUTHERN (0-1)</b>		
Nov. 7, 1992	at Georgia Southern	L 0-30

<b>HARDIN-SIMMONS (4-14)</b>		
Oct. 12, 1996	at Hardin-Simmons	L 33-34
Nov. 8, 1997	HARDIN-SIMMONS	W 17-14
Oct. 10, 1998	at Hardin-Simmons	L 0-44
Oct. 9, 1999	HARDIN-SIMMONS	L 23-35
Oct. 7, 2000	at Hardin-Simmons	L 21-35
Oct. 6, 2001	HARDIN-SIMMONS	L 9-55
Oct. 5, 2002	at Hardin-Simmons	L 21-32
Oct. 4, 2003	HARDIN-SIMMONS	L 0-21
Sep. 25, 2004	at Hardin-Simmons	L 19-49
Sep. 24, 2005	HARDIN-SIMMONS	L 0-14
Sep. 30, 2006	at Hardin-Simmons	L 28-48
Sep. 29, 2007	HARDIN-SIMMONS	L 42-45
Sep. 27, 2008	at Hardin-Simmons	L 27-35
Sep. 26, 2009	HARDIN-SIMMONS	W 39-34
Sep. 18, 2010	at Hardin-Simmons	L 10-45
Sep. 17, 2011	HARDIN-SIMMONS	W 45-28
Sep. 29, 2012	at Hardin-Simmons	L 0-31
Oct. 5, 2013	HARDIN-SIMMONS	W 49-35

<b>HARDING (4-3)</b>		
Nov. 7, 1959	HARDING	W 47-7
Oct. 11, 1969	at Harding	L 7-18
Oct. 10, 1970	HARDING	W 24-0
Oct. 9, 1971	at Harding	L 14-20
Oct. 28, 1972	at Harding	L 3-48
Oct. 23, 1976	HARDING	W 34-23
Oct. 22, 1977	at Harding	W 15-12

<b>HENDERSON STATE (13-9)</b>		
Oct. 28, 1913	vs. Henderson State	W 7-2
Oct. 14, 1922	vs. Henderson State	W 3-0
Oct. 7, 1961	at Henderson State	W 13-0
Oct. 6, 1962	HENDERSON STATE	W 14-0
Sep. 25, 1965	at Henderson State	L 0-9
Sep. 15, 1966	HENDERSON STATE	W 23-13
Sep. 21, 1968	at Henderson State	L 0-17
Sep. 20, 1969	HENDERSON STATE	W 21-20
Sep. 19, 1970	HENDERSON STATE	L 10-14
Sep. 16, 1971	at Henderson State	L 6-24
Sep. 16, 1972	HENDERSON STATE	L 12-15
Sep. 15, 1973	at Henderson State	L 7-17
Sep. 14, 1974	HENDERSON STATE	L 0-7
Sep. 13, 1975	at Henderson State	L 14-24
Sep. 16, 1978	HENDERSON STATE	W 21-8
Sep. 15, 1979	at Henderson State	W 28-13
Sep. 21, 1991	at Henderson State	W 42-17
Sep. 26, 1992	HENDERSON STATE	W 24-12
Oct. 2, 1993	at Henderson State	W 35-20
Oct. 1, 1994	HENDERSON STATE	W 31-13
Oct. 7, 1995	at Henderson State	L 12-45
Sep. 21, 1996	HENDERSON STATE	W 31-28

<b>HENDRIX (6-3)</b>		
Nov. 22, 1919	vs. Hendrix	L 12-15

Nov. 10, 1951	vs. Hendrix	L 6-7
Nov. 8, 1952	vs. Hendrix	W 32-14
Oct. 31, 1953	vs. Hendrix	W 39-13
Nov. 7, 1954	vs. Hendrix	W 19-7
Nov. 5, 1955	vs. Hendrix	W 30-7
Nov. 2, 1957	vs. Hendrix	W 46-26
Oct. 30, 1959	at Hendrix	L 0-7
Nov. 5, 1960	HENDRIX	W 46-12

<b>HOWARD PAYNE (6-12)</b>		
Nov. 16, 1996	at Howard Payne	L 21-26
Nov. 1, 1997	HOWARD PAYNE	W 13-0
Oct. 3, 1998	HOWARD PAYNE	L 3-21
Oct. 2, 1999	at Howard Payne	L 14-21
Sep. 23, 2000	at Howard Payne	L 25-35
Sep. 22, 2001	HOWARD PAYNE	L 13-31
Sep. 21, 2002	at Howard Payne	L 0-50
Sep. 20, 2003	HOWARD PAYNE	L 13-31
Nov. 13, 2004	at Howard Payne	L 14-48
Nov. 12, 2005	HOWARD PAYNE	L 45-51
Nov. 4, 2006	at Howard Payne	L 15-30
Nov. 3, 2007	HOWARD PAYNE	W 31-10
Nov. 1, 2008	at Howard Payne	W 30-14
Oct. 31, 2009	HOWARD PAYNE	L 24-38
Oct. 23, 2010	at Howard Payne	W 42-27
Oct. 22, 2011	HOWARD PAYNE	W 34-21
Oct. 13, 2012	at Howard Payne	L 14-27
Oct. 19, 2013	HOWARD PAYNE	W 41-38

<b>HUNTINGDON (1-1)</b>		
Nov. 21, 2009***	at Huntingdon	W 56-35
Sep. 14, 2013	HUNTINGDON	L 7-35

<b>INDIANA (PA) (1-1)</b>		
Dec. 2, 1989**	INDIANA (PA)	W 26-14
Dec. 1, 1990**	INDIANA (PA)	L 8-27

<b>JACKSONVILLE (2-0)</b>		
Sep. 26, 1998	JACKSONVILLE	W 35-14
Sep. 25, 1999	at Jacksonville	W 16-13

<b>JACKSONVILLE STATE (11-10-2)</b>		
Oct. 21, 1961	at Jacksonville State	L 6-21
Oct. 20, 1962	JACKSONVILLE STATE	W 28-0
Nov. 9, 1963	at Jacksonville State	W 14-6
Nov. 7, 1964	JACKSONVILLE STATE	T 24-24
Oct. 23, 1965	at Jacksonville State	L 0-20
Oct. 22, 1966	JACKSONVILLE STATE	L 0-17
Sep. 8, 1979	JACKSONVILLE STATE	W 17-7
Sep. 13, 1980	at Jacksonville State	L 14-51
Oct. 10, 1981	JACKSONVILLE STATE	L 0-40
Oct. 9, 1982	at Jacksonville State	L 36-52
Oct. 8, 1983	JACKSONVILLE STATE	W 30-18
Oct. 6, 1984	at Jacksonville State	W 28-0
Oct. 12, 1985	JACKSONVILLE STATE	W 50-3
Oct. 11, 1986	at Jacksonville State	W 28-14
Oct. 10, 1987	JACKSONVILLE STATE	W 15-13
Oct. 1, 1988	at Jacksonville State	L 0-10
Sep. 30, 1989	JACKSONVILLE STATE	L 3-23
Dec. 9, 1989**	vs. Jacksonville State	W 3-0
Sep. 29, 1990	at Jacksonville State	W 17-7
Nov. 24, 1990**	JACKSONVILLE STATE	W 14-7
Oct. 5, 1991	at Jacksonville State	L 6-17
Nov. 30, 1991**	at Jacksonville State	L 7-35
Oct. 3, 1992	JACKSONVILLE STATE	T 14-14

<b>JEFFERSON STATE (2-0)</b>		
Oct. 17, 1914	vs. Jefferson State	W 25-0
Oct. 18, 1919	vs. Jefferson State	W 6-0

<b>LAGRANGE (2-0)</b>		
Oct. 14, 2006	LAGRANGE	W 33-0
Oct. 13, 2007	at LaGrange	W 50-7

<b>LAMAR (1-1)</b>		
Nov. 5, 1988	at Lamar	W 16-14
Sep. 20, 2014	at Lamar	L 10-55

<b>LAMBUTH (1-0)</b>		
Sep. 27, 1997	LAMBUTH	W 37-10

<b>LOUISIANA COLLEGE (26-12)</b>		
Oct. 8, 1921	vs. Louisiana College	W 68-0
Sep. 30, 1922	vs. Louisiana College	W 22-0
Oct. 27, 1923	vs. Louisiana College	W 3-0
Nov. 8, 1924	vs. Louisiana College	W 48-7
Nov. 21, 1925	vs. Louisiana College	W 28-0
Nov. 20, 1926	vs. Louisiana College	W 40-13
Oct. 15, 1927	vs. Louisiana College	W 30-0
Nov. 24, 1928	vs. Louisiana College	W 13-0
Sep. 27, 1930	vs. Louisiana College	W 33-14
Sep. 26, 1931	vs. Louisiana College	W 36-6
Oct. 1, 1932	vs. Louisiana College	W 32-0
Sep. 30, 1933	vs. Louisiana College	W 33-7
Nov. 17, 1934	vs. Louisiana College	W 19-13
Sep. 29, 1935	vs. Louisiana College	L 0-7
Oct. 1, 1938	vs. Louisiana College	W 33-14
Nov. 18, 1939	vs. Louisiana College	W 20-7
Nov. 16, 1940	vs. Louisiana College	W 32-6
Nov. 9, 1946	vs. Louisiana College	W 32-0
Nov. 15, 1947	vs. Louisiana College	W 34-0
Oct. 1, 1949	vs. Louisiana College	L 7-26
Nov. 1, 1958	vs. Louisiana College	L 0-68
Sep. 19, 1959	at Louisiana College	L 0-22
Oct. 21, 1967	at Louisiana College	W 27-9
Oct. 19, 1968	Louisiana College	W 24-8
Nov. 11, 2000	Louisiana College	W 35-21
Nov. 10, 2001	at Louisiana College	W 28-21
Nov. 9, 2002	Louisiana College	W 15-10
Nov. 8, 2003	at Louisiana College	L 0-31
Oct. 30, 2004	Louisiana College	L 33-49
Oct. 29, 2005	at Louisiana College	L 28-42
Oct. 7, 2006	Louisiana College	L 28-31
Oct. 6, 2007	at Louisiana College	W 42-34
Oct. 4, 2008	Louisiana College	W 21-19
Oct. 3, 2009	at Louisiana College	W 54-44
Sep. 25, 2010	Louisiana College	L 42-45
Sep. 24, 2011	at Louisiana College	L 17-52
Nov. 3, 2012	Louisiana College	L 28-70
Nov. 9, 2013	at Louisiana College	L 28-42

<b>LOUISIANA-LAFAYETTE (4-0-1)</b>		
Nov. 18, 1927	SOUTHWESTERN LOUISIANA	W 27-0
Oct. 13, 1928	at Southwestern Louisiana	W 19-0
Nov. 28, 1931	SOUTHWESTERN LOUISIANA	W 54-3
Sep. 25, 1936	at Southwestern Louisiana	T 13-13
Sep. 25, 1937	at Southwestern Louisiana	W 13-0

<b>LOUISIANA-MONROE (0-3)</b>		
Nov. 8, 1980	at Northeast Louisiana	L 22-40
Sep. 15, 1990	at Northeast Louisiana	L 7-17
Sep. 28, 1991	at Northeast Louisiana	L 7-17

<b>LOUISIANA TECH (11-5-1)</b>		
Oct. 8, 1910	LOUISIANA INDUSTRIAL	L 0-6
Nov. 4, 1911	at Louisiana Industrial	L 0-24
Nov. 9, 1912	at Louisiana Industrial	W 14-13
Nov. 8, 1913	at Louisiana Industrial	W 14-3
Oct. 31, 1914	at Louisiana Industrial	W 46-0
Nov. 20, 1915	at Louisiana Industrial	T 0-0
Nov. 14, 1916	at Louisiana Industrial	W 47-0
Oct. 3, 1925	LOUISIANA POLYTECHNIC	L 0-6
Oct. 29, 1927	vs. Louisiana Polytechnic	W 7-0
Nov. 29, 1928	vs. Louisiana Polytechnic	W 13-0
Nov. 16, 1929	LOUISIANA POLYTECHNIC	W 21-6
Oct. 17, 1930	vs. Louisiana Polytechnic	W 36-0
Nov. 14, 1931	at Louisiana Polytechnic	L 13-19
Nov. 12, 1932	LOUISIANA POLYTECHNIC	W 20-7
Nov. 10, 1934	vs. Louisiana Polytechnic	W 32-0
Nov. 9, 1935	at Louisiana Polytechnic	L 7-21
Sep. 17, 1938	at Louisiana Polytechnic	W 26-13

<b>LOYOLA (LA) (0-7)</b>		
Oct. 10, 1925	vs. Loyola (LA)	L 6-7
Oct. 24, 1931	vs. Loyola (LA)	L 4-13
Sep. 24, 1932	vs. Loyola (LA)	L 0-6
Nov. 11, 1933	vs. Loyola (LA)	L 0-38
Oct. 20, 1934	vs. Loyola (LA)	L 7-20
Nov. 16, 1935	vs. Loyola (LA)	L 9-37
Oct. 14, 1939	vs. Loyola (LA)	L 0-32

# MISSISSIPPI COLLEGE FOOTBALL ALL-TIME RESULTS

<b>LSU</b>		<b>(0-9-1)</b>	
Oct. 15, 1910	at LSU	L	0-40
Oct. 20, 1911	at LSU	L	0-40
Oct. 11, 1912	at LSU	L	0-45
Oct. 10, 1914	at LSU	L	0-14
Oct. 8, 1915	at LSU	L	0-14
Oct. 21, 1916	at LSU	L	7-50
Nov. 10, 1917	at LSU	L	0-34
Nov. 8, 1919	at LSU	L	0-24
Oct. 30, 1920	at LSU	L	9-41
Nov. 2, 1923	at LSU	T	0-0

<b>MARION MILITARY INSTITUTE</b>		<b>(2-1)</b>	
Oct. 4, 1913	vs. Marion Military Institute	L	0-7
Sep. 30, 1916	vs. Marion Military Institute	W	32-0
Oct. 7, 1950	vs. Marion Military Institute	W	40-6

<b>MARY HARDIN-BAYLOR</b>		<b>(2-14)</b>	
Oct. 17, 1998	MARY HARDIN-BAYLOR	W	28-0
Oct. 16, 1999	at Mary Hardin-Baylor	L	27-30
Oct. 14, 2000	MARY HARDIN-BAYLOR	L	6-24
Oct. 13, 2001	at Mary Hardin-Baylor	L	7-10
Oct. 12, 2002	MARY HARDIN-BAYLOR	L	24-39
Oct. 11, 2003	at Mary Hardin-Baylor	L	7-67
Oct. 2, 2004	MARY HARDIN-BAYLOR	L	3-49
Oct. 1, 2005	at Mary Hardin-Baylor	L	0-61
Oct. 21, 2006	at Mary Hardin-Baylor	L	14-41
Oct. 20, 2007	MARY HARDIN-BAYLOR	L	30-69
Oct. 18, 2008	at Mary Hardin-Baylor	L	14-26
Oct. 17, 2009	MARY HARDIN-BAYLOR	W	17-14
Oct. 9, 2010	at Mary Hardin-Baylor	L	31-41
Oct. 8, 2011	MARY HARDIN-BAYLOR	L	12-35
Nov. 10, 2012	at Mary Hardin-Baylor	L	0-59
Nov. 16, 2013	MARY HARDIN-BAYLOR	L	30-56

<b>MCMURRY</b>		<b>(7-8)</b>	
Nov. 15, 1997	at McMurry	W	45-22
Oct. 24, 1998	at McMurry	L	10-31
Oct. 23, 1999	MCMURRY	L	27-28
Oct. 21, 2000	at McMurry	L	21-34
Oct. 20, 2001	MCMURRY	W	28-21
Oct. 19, 2002	at McMurry	W	25-22
Oct. 18, 2003	MCMURRY	L	25-27
Oct. 9, 2004	at McMurry	L	24-48
Oct. 8, 2005	MCMURRY	L	14-24
Sep. 23, 2006	MCMURRY	W	36-26
Sep. 22, 2007	at McMurry	W	47-14
Sep. 20, 2008	MCMURRY	W	44-7
Sep. 19, 2009	at McMurry	W	61-14
Nov. 13, 2010	MCMURRY	L	17-28
Nov. 12, 2011	at McMurry	L	38-63

<b>MCNEESE STATE</b>		<b>(0-2)</b>	
Sep. 3, 1988	at McNeese State	L	2-6
Sep. 2, 1989	at McNeese State	L	21-28

<b>MEMPHIS</b>		<b>(1-0)</b>	
Oct. 23, 1909	vs. Memphis	W	6-5

<b>MEMPHIS NAVY</b>		<b>(1-0)</b>	
Oct. 6, 1951	MEMPHIS NAVY	W	25-0

<b>MERCER</b>		<b>(5-0-1)</b>	
Nov. 17, 1923	MERCER	W	15-0
Nov. 27, 1924	at Mercer	T	7-7
Nov. 11, 1938	at Mercer	W	26-21
Nov. 11, 1939	MERCER	W	15-0
Nov. 9, 1940	at Mercer	W	26-6
Nov. 8, 1941	MERCER	W	27-19

<b>MEXICO POLYTECHNICO</b>		<b>(2-0)</b>	
Sep. 7, 1974	MEXICO POLYTECHNICO	W	51-0
Nov. 22, 1975	MEXICO POLYTECHNICO	W	83-0

<b>MILLSAPS</b>		<b>(31-15-6)</b>	
Nov. 13, 1920	vs. Millsaps	W	60-0
Nov. 12, 1921	vs. Millsaps	W	56-7
Nov. 4, 1922	vs. Millsaps	W	13-6
Nov. 24, 1923	vs. Millsaps	T	0-0
Oct. 25, 1924	vs. Millsaps	W	14-0
Oct. 24, 1925	vs. Millsaps	L	0-6
Oct. 23, 1926	vs. Millsaps	W	43-13

Oct. 22, 1927	vs. Millsaps	W	12-0
Oct. 20, 1928	vs. Millsaps	T	6-6
Oct. 19, 1929	vs. Millsaps	L	0-7
Nov. 15, 1930	vs. Millsaps	W	8-7
Nov. 21, 1931	vs. Millsaps	W	9-0
Nov. 19, 1932	vs. Millsaps	W	7-6
Nov. 25, 1933	vs. Millsaps	L	0-2
Nov. 24, 1934	vs. Millsaps	L	0-13
Nov. 23, 1935	vs. Millsaps	T	0-0
Oct. 24, 1936	vs. Millsaps	L	0-7
Nov. 21, 1936	vs. Millsaps	W	19-7
Oct. 16, 1937	vs. Millsaps	T	0-0
Nov. 13, 1937	vs. Millsaps	W	12-0
Oct. 15, 1938	vs. Millsaps	W	21-0
Nov. 19, 1938	vs. Millsaps	W	32-0
Oct. 28, 1939	vs. Millsaps	W	29-0
Nov. 2, 1940	vs. Millsaps	W	27-0
Nov. 1, 1941	vs. Millsaps	W	21-0
Nov. 16, 1946	vs. Millsaps	W	35-0
Nov. 1, 1947	vs. Millsaps	L	0-7
Oct. 30, 1948	vs. Millsaps	W	20-14
Oct. 29, 1949	vs. Millsaps	W	43-6
Oct. 21, 1950	vs. Millsaps	W	19-7
Nov. 3, 1951	vs. Millsaps	L	7-12
Oct. 25, 1952	vs. Millsaps	L	20-21
Oct. 24, 1953	vs. Millsaps	W	20-19
Oct. 24, 1954	vs. Millsaps	L	6-13
Oct. 22, 1955	vs. Millsaps	W	18-14
Oct. 20, 1956	vs. Millsaps	T	0-0
Oct. 19, 1957	vs. Millsaps	W	19-0
Oct. 25, 1958	vs. Millsaps	T	0-0
Nov. 21, 1959	at Millsaps	W	26-6
Sep. 2, 2000	vs. Millsaps	L	19-20
Sep. 1, 2001	vs. Millsaps	W	15-3
Sep. 7, 2002	vs. Millsaps	L	14-16
Sep. 4, 2003	vs. Millsaps	W	7-0
Sep. 9, 2004	vs. Millsaps	L	0-9
Sep. 2, 2006	at Millsaps	W	52-28
Aug. 30, 2007	MILLSAPS	W	27-26
Sep. 6, 2008	at Millsaps	L	6-42
Sep. 5, 2009	MILLSAPS	W	47-44
Sep. 4, 2010	at Millsaps	W	27-23
Sep. 3, 2011	MILLSAPS	W	33-27
Sep. 1, 2012	at Millsaps	L	17-23
Sep. 7, 2013	MILLSAPS	L	19-52

<b>MISSISSIPPI STATE</b>		<b>(3-16)</b>	
Oct. 1, 1910	at Mississippi A&M	L	0-24
Sep. 29, 1911	at Mississippi A&M	L	6-27
Oct. 4, 1912	at Mississippi A&M	L	0-19
Oct. 10, 1913	at Mississippi A&M	L	13-14
Oct. 2, 1915	vs. Mississippi A&M	L	0-12
Oct. 6, 1916	vs. Mississippi A&M	W	13-6
Oct. 13, 1917	at Mississippi A&M	L	0-68
Oct. 11, 1919	at Mississippi A&M	L	7-56
Oct. 2, 1920	at Mississippi A&M	L	0-27
Oct. 15, 1921	vs. Mississippi A&M	L	13-14
Nov. 15, 1924	at Mississippi A&M	L	6-7
Nov. 7, 1925	at Mississippi A&M	L	0-46
Oct. 2, 1926	at Mississippi A&M	L	0-41
Nov. 2, 1929	at Mississippi A&M	L	0-6
Oct. 4, 1930	vs. Mississippi A&M	W	13-12
Oct. 3, 1931	at Mississippi A&M	W	6-2
Oct. 8, 1932	vs. Mississippi State	L	7-18
Nov. 4, 1933	at Mississippi State	L	0-18
Oct. 26, 1934	at Mississippi State	L	6-13

<b>MURRAY STATE</b>		<b>(1-1)</b>	
Oct. 17, 1936	at Murray State	W	20-14
Oct. 23, 1937	at Murray State	L	0-43

<b>NICHOLLS STATE</b>		<b>(6-4)</b>	
Oct. 23, 1971	NICHOLLS STATE	W	15-6
Oct. 14, 1972	at Nicholls State	W	42-13
Oct. 13, 1973	vs. Nicholls State	W	21-7
Oct. 19, 1974	at Nicholls State	L	12-21
Oct. 25, 1975	NICHOLLS STATE	W	19-7
Sep. 11, 1976	at Nicholls State	L	7-17
Sep. 10, 1977	NICHOLLS STATE	L	0-6
Oct. 21, 1978	at Nicholls State	L	7-10
Oct. 20, 1979	at Nicholls State	W	28-14
Nov. 3, 1990	at Nicholls State	W	31-20

<b>NORTH ALABAMA</b>		<b>(14-15-2)</b>	
Oct. 12, 1963	at Florence State	T	0-0
Oct. 10, 1964	FLORENCE STATE	W	3-0
Oct. 9, 1965	at Florence State	W	21-7
Oct. 8, 1966	FLORENCE STATE	L	7-14
Oct. 7, 1967	at Florence State	W	28-22
Oct. 12, 1968	FLORENCE STATE	L	14-35
Oct. 7, 1972	FLORENCE STATE	W	14-6
Oct. 6, 1973	at Florence State	W	26-7
Nov. 2, 1974	NORTH ALABAMA	L	23-30
Nov. 1, 1975	at North Alabama	L	14-41
Nov. 13, 1976	NORTH ALABAMA	L	20-34
Nov. 12, 1977	at North Alabama	W	28-0
Nov. 11, 1978	NORTH ALABAMA	L	0-30
Nov. 10, 1979	at North Alabama	W	17-10
Nov. 15, 1980	NORTH ALABAMA	L	22-28
Nov. 14, 1981	at North Alabama	L	23-37
Nov. 13, 1982	NORTH ALABAMA	W	28-20
Nov. 5, 1983	at North Alabama	L	0-28
Sep. 8, 1984	at North Alabama	T	24-24
Sep. 7, 1985	NORTH ALABAMA	W	17-13
Sep. 13, 1986	at North Alabama	W	21-6
Sep. 19, 1987	NORTH ALABAMA	L	20-24
Sep. 10, 1988	at North Alabama	W	42-35
Sep. 9, 1989	NORTH ALABAMA	W	34-0
Sep. 8, 1990	at North Alabama	W	21-10
Sep. 14, 1991	NORTH ALABAMA	W	31-3
Sep. 12, 1992	at North Alabama	L	6-14
Oct. 9, 1993	NORTH ALABAMA	L	28-38
Sep. 17, 1994	at North Alabama	L	0-24
Sep. 30, 1995	NORTH ALABAMA	L	3-41
Sep. 13, 2014	NORTH ALABAMA	L	0-58

<b>NORTH DAKOTA</b>		<b>(1-0)</b>	
Nov. 24, 1979**	vs. North Dakota	W	35-15

<b>NORTHWESTERN STATE</b>		<b>(0-2)</b>	
Sep. 4, 1982	at Northwestern State	L	20-24
Sep. 5, 1992	at Northwestern State	L	6-27

<b>NORTHWOOD INSTITUTE</b>		<b>(1-0)</b>	
Nov. 20, 1971	at Northwood Institute	W	29-9

<b>OGLETHORPE</b>		<b>(3-1)</b>	
Nov. 14, 1936	vs. Oglethorpe	W	26-0
Nov. 6, 1937	vs. Oglethorpe	L	0-12
Oct. 22, 1938	vs. Oglethorpe	W	33-6
Nov. 25, 1939	vs. Oglethorpe	W	14-6

<b>OLE MISS</b>		<b>(4-8-1)</b>	
Oct. 29, 1908	vs. Ole Miss	L	0-41
Oct. 21, 1910	OLE MISS	L	0-24
Oct. 30, 1911	vs. Ole Miss	L	0-28
Nov. 1, 1912	at Ole Miss	L	0-12
Oct. 28, 1914	vs. Ole Miss	T	7-7
Nov. 13, 1915	vs. Ole Miss	W	74-6
Nov. 30, 1916	vs. Ole Miss	W	36-14
Nov. 29, 1917	vs. Ole Miss	L	0-21
Nov. 27, 1919	vs. Ole Miss	L	0-6
Nov. 5, 1921	vs. Ole Miss	W	27-7
Nov. 10, 1923	vs. Ole Miss	W	6-0
Nov. 22, 1924	at Ole Miss	L	6-10
Nov. 14, 1925	OLE MISS	L	7-19

<b>OUACHITA BAPTIST</b>		<b>(15-16-1)</b>	
Oct. 25, 1913	vs. Ouachita Baptist	W	22-14
Nov. 7, 1914	vs. Ouachita Baptist	L	0-19
Nov. 27, 1915	vs. Ouachita Baptist	Canceled Due to Rain	
Nov. 21, 1916	vs. Ouachita Baptist	W	26-0
Nov. 3, 1917	vs. Ouachita Baptist	L	0-7
Oct. 25, 1919	vs. Ouachita Baptist	T	0-0
Oct. 23, 1920	vs. Ouachita Baptist	W	6-0
Nov. 7, 1936	vs. Ouachita Baptist	L	13-31
Nov. 15, 1952	vs. Ouachita Baptist	W	38-7
Nov. 7, 1953	vs. Ouachita Baptist	L	14-19
Oct. 27, 1956	vs. Ouachita Baptist	L	7-20
Oct. 26, 1957	vs. Ouachita Baptist	W	28-6
Nov. 8, 1958	vs. Ouachita Baptist	L	0-26
Sep. 21, 1962	at Ouachita Baptist	L	0-7
Sep. 21, 1963	OUACHITA BAPTIST	W	

# MISSISSIPPI COLLEGE FOOTBALL ALL-TIME RESULTS

Oct. 5, 1968	at Ouachita Baptist	L	0-16
Oct. 2, 1969	OUACHITA BAPTIST	W	23-21
Oct. 3, 1970	at Ouachita Baptist	L	28-50
Oct. 2, 1971	OUACHITA BAPTIST	L	0-28
Nov. 11, 1972	at Ouachita Baptist	L	7-24
Nov. 10, 1973	OUACHITA BAPTIST	L	13-14
Nov. 16, 1974	at Ouachita Baptist	L	0-17
Nov. 15, 1975	OUACHITA BAPTIST	L	10-13
Oct. 16, 1976	OUACHITA BAPTIST	L	0-6
Oct. 15, 1977	at Ouachita Baptist	W	20-8
Oct. 14, 1978	OUACHITA BAPTIST	L	6-15
Oct. 13, 1979	at Ouachita Baptist	W	29-24
Oct. 18, 1980	OUACHITA BAPTIST	W	35-10
Oct. 17, 1981	at Ouachita Baptist	W	17-10
Oct. 16, 1982	OUACHITA BAPTIST	W	42-14
Oct. 15, 1983	at Ouachita Baptist	W	30-7

**OZARKS (MO) (0-1)**  
 Sep. 20, 1958 vs. Ozarks (MO) L 0-12

**PEARL RIVER CC (2-0)**  
 Sep. 27, 1913 vs. Pearl River CC W 67-0  
 Sep. 18, 1926 vs. Pearl River CC W 21-7

**PENSACOLA NAVY (1-1)**  
 Sep. 28, 1946 vs. Pensacola Navy L 13-39  
 Nov. 14, 1970 PENSACOLA NAVY W 7-3

**PRESBYTERIAN (1-1)**  
 Sep. 19, 1981 at Presbyterian W 24-14  
 Sep. 18, 1982 PRESBYTERIAN L 16-17

**RHODES (12-5)**  
 Nov. 27, 1926 vs. Southwestern of Memphis L 16-20  
 Nov. 30, 1929 vs. Southwestern of Memphis L 7-20  
 Oct. 13, 1934 vs. Southwestern of Memphis W 20-7  
 Oct. 19, 1935 vs. Southwestern of Memphis L 0-13  
 Oct. 23, 1948 vs. Southwestern of Memphis W 46-6  
 Oct. 22, 1949 vs. Southwestern of Memphis W 19-13  
 Oct. 14, 1950 vs. Southwestern of Memphis W 33-0  
 Oct. 4, 1952 vs. Southwestern of Memphis W 20-6  
 Oct. 3, 1953 vs. Southwestern of Memphis W 20-9  
 Oct. 2, 1954 vs. Southwestern of Memphis W 26-7  
 Oct. 1, 1955 vs. Southwestern of Memphis W 21-12  
 Sep. 22, 1956 vs. Southwestern of Memphis L 13-21  
 Sep. 28, 1957 vs. Southwestern of Memphis W 19-7  
 Oct. 4, 1958 vs. Southwestern of Memphis L 8-28  
 Sep. 26, 1959 SOUTHWESTERN OF MEMPHIS W 14-7  
 Oct. 15, 1960 at Southwestern of Memphis W 34-7  
 Oct. 14, 1961 SOUTHWESTERN OF MEMPHIS W 22-6

**SAMFORD (22-14-4)**  
 Nov. 28, 1912 vs. Howard College W 20-6  
 Nov. 27, 1913 Howard College W 10-6  
 Nov. 26, 1914 vs. Howard College W 27-6  
 Nov. 5, 1920 at Howard College W 21-7  
 Oct. 20, 1922 vs. Howard College W 26-0  
 Oct. 19, 1923 vs. Howard College W 7-3  
 Oct. 31, 1925 Howard College L 6-10  
 Oct. 30, 1926 at Howard College W 23-10  
 Nov. 5, 1927 Howard College W 13-0  
 Nov. 1, 1928 at Howard College T 6-6  
 Oct. 11, 1929 Howard College T 0-0  
 Nov. 18, 1933 Howard College L 0-20  
 Oct. 5, 1935 vs. Howard College L 0-49  
 Nov. 5, 1949 Howard College L 14-19  
 Nov. 4, 1950 at Howard College W 7-6  
 Oct. 13, 1951 Howard College L 6-19  
 Oct. 11, 1952 at Howard College W 7-0  
 Oct. 10, 1953 Howard College W 25-6  
 Oct. 9, 1954 at Howard College W 13-6  
 Oct. 8, 1955 Howard College W 19-14  
 Oct. 6, 1956 at Howard College W 12-6  
 Oct. 5, 1957 Howard College W 19-13  
 Oct. 11, 1958 at Howard College L 0-26  
 Oct. 10, 1959 Howard College W 27-6  
 Oct. 8, 1960 at Howard College W 24-20  
 Nov. 3, 1961 Howard College W 15-14  
 Nov. 3, 1962 at Howard College L 3-21  
 Nov. 2, 1963 Howard College T 3-3  
 Oct. 31, 1964 at Howard College L 7-24

Oct. 28, 1965	Howard College	L	12-20
Oct. 29, 1966	at Samford	L	21-45
Oct. 28, 1967	Samford	L	21-28
Oct. 26, 1968	at Samford	L	0-41
Oct. 25, 1969	Samford	W	45-7
Oct. 24, 1970	at Samford	L	13-21
Nov. 6, 1971	Samford	L	0-41
Nov. 18, 1972	at Samford	T	13-13
Nov. 17, 1973	Samford	W	12-10
Oct. 16, 1993	at Samford	W	21-14
Oct. 15, 1994	at Samford	W	20-12

**SEWANEE (9-6-2)**  
 Oct. 19, 1946 vs. Sewanee W 20-6  
 Oct. 25, 1947 vs. Sewanee L 0-14  
 Oct. 16, 1948 vs. Sewanee L 19-20  
 Oct. 15, 1949 vs. Sewanee L 0-21  
 Oct. 28, 1950 vs. Sewanee W 13-6  
 Oct. 20, 1951 vs. Sewanee L 0-29  
 Oct. 18, 1952 vs. Sewanee L 7-12  
 Oct. 17, 1953 vs. Sewanee W 14-12  
 Oct. 17, 1954 vs. Sewanee W 7-6  
 Oct. 15, 1955 vs. Sewanee W 24-0  
 Oct. 13, 1956 vs. Sewanee W 13-6  
 Oct. 12, 1957 vs. Sewanee T 6-6  
 Oct. 18, 1958 vs. Sewanee L 8-48  
 Oct. 17, 1959 at Sewanee W 27-6  
 Oct. 24, 1960 SEWANEE T 14-14  
 Nov. 18, 1961 at Sewanee W 42-6  
 Nov. 17, 1962 SEWANEE W 14-6

**SHORTER (0-1)**  
 Oct. 2, 2014 at Shorter L 14-27

**SOUTHEAST MISSOURI STATE (2-2)**  
 Aug. 30, 1986 SOUTHEAST MISSOURI STATE L 27-30  
 Nov. 14, 1987 at Southeast Missouri State L 28-30  
 Sep. 17, 1988 SOUTHEAST MISSOURI STATE W 41-13  
 Sep. 16, 1989 at Southeast Missouri State W 21-6

**SOUTHEASTERN LOUISIANA (3-5)**  
 Oct. 26, 1946 SOUTHEASTERN LOUISIANA L 0-14  
 Oct. 30, 1976 at Southeastern Louisiana L 20-34  
 Oct. 29, 1977 at Southeastern Louisiana L 6-23  
 Oct. 28, 1978 SOUTHEASTERN LOUISIANA L 10-13  
 Nov. 17, 1979 at Southeastern Louisiana L 14-34  
 Sep. 3, 1983 at Southeastern Louisiana W 16-10  
 Sep. 15, 1984 at Southeastern Louisiana W 7-6  
 Sep. 21, 1985 at Southeastern Louisiana W 34-30

**SOUTHEASTERN OKLAHOMA STATE (1-1)**  
 Sep. 24, 1966 at Southeastern Oklahoma L 7-14  
 Sep. 23, 1967 SOUTHEASTERN OKLAHOMA W 28-0

**SOUTHERN (AL) (1-0)**  
 Oct. 6, 1911 vs. Southern (AL) W 5-0

**SOUTHERN ARKANSAS (11-7)**  
 Nov. 12, 1955 at Southern State L 0-36  
 Sep. 17, 1960 SOUTHERN STATE W 46-14  
 Sep. 23, 1961 at Southern State W 20-0  
 Nov. 12, 1966 at Southern State L 13-30  
 Nov. 11, 1967 SOUTHERN STATE W 33-10  
 Sep. 26, 1968 SOUTHERN STATE W 17-7  
 Sep. 27, 1969 at Southern State W 21-17  
 Sep. 26, 1970 at Southern State W 21-13  
 Sep. 23, 1971 SOUTHERN STATE L 17-19  
 Sep. 23, 1972 at Southern State L 21-34  
 Sep. 22, 1973 SOUTHERN STATE L 26-28  
 Sep. 22, 1979 SOUTHERN ARKANSAS W 35-14  
 Sep. 27, 1980 at Southern Arkansas W 10-7  
 Sep. 26, 1981 SOUTHERN ARKANSAS L 9-21  
 Sep. 25, 1982 at Southern Arkansas W 35-8  
 Sep. 24, 1983 SOUTHERN ARKANSAS W 23-7  
 Sep. 9, 1995 SOUTHERN ARKANSAS W 23-14  
 Nov. 9, 1996 at Southern Arkansas L 6-20

**SOUTHERN MISS (8-0)**  
 Oct. 2, 1914 MISSISSIPPI STATE NORMAL W 40-0  
 Nov. 7, 1916 at Mississippi State Normal W 90-0  
 Nov. 17, 1919 at State Teachers College W 19-7

Sep. 29, 1928	STATE TEACHERS COLLEGE	W	82-0
Oct. 5, 1929	STATE TEACHERS COLLEGE	W	20-0
Oct. 10, 1931	STATE TEACHERS COLLEGE	W	45-13
Oct. 7, 1933	STATE TEACHERS COLLEGE	W	33-7
Oct. 5, 1934	STATE TEACHERS COLLEGE	W	12-0

**SPRING HILL (11-3)**  
 Nov. 20, 1920 vs. Spring Hill L 20-21  
 Nov. 26, 1921 vs. Spring Hill W 28-7  
 Nov. 25, 1922 vs. Spring Hill W 7-6  
 Oct. 6, 1928 vs. Spring Hill W 15-0  
 Oct. 26, 1929 vs. Spring Hill L 6-25  
 Oct. 14, 1933 vs. Spring Hill W 14-8  
 Sep. 29, 1934 vs. Spring Hill W 7-0  
 Oct. 12, 1935 vs. Spring Hill L 0-12  
 Oct. 10, 1936 vs. Spring Hill W 28-7  
 Oct. 30, 1937 vs. Spring Hill W 18-7  
 Oct. 29, 1938 vs. Spring Hill W 36-0  
 Oct. 21, 1939 vs. Spring Hill W 25-7  
 Oct. 12, 1940 vs. Spring Hill W 41-7  
 Nov. 15, 1941 vs. Spring Hill W 53-7

**ST. CLOUD STATE (1-0)**  
 Nov. 25, 1989\*\* at St. Cloud State W 55-24

**STEPHEN F. AUSTIN (2-0)**  
 Sep. 12, 1981 at Stephen F. Austin W 17-14  
 Sep. 17, 1983 at Stephen F. Austin W 36-29

**STETSON (3-2-1)**  
 Nov. 20, 1937 vs. Stetson L 6-14  
 Nov. 2, 1946 vs. Stetson W 13-0  
 Nov. 22, 1947 vs. Stetson T 6-6  
 Oct. 2, 1948 vs. Stetson W 14-0  
 Nov. 19, 1949 vs. Stetson W 34-13  
 Nov. 19, 1955 vs. Stetson L 0-25

**STILLMAN (1-0)**  
 Sep. 11, 1999 STILLMAN W 10-7

**SUL ROSS STATE (15-3)**  
 Sep. 14, 1996 at Sul Ross State W 27-0  
 Oct. 25, 1997 at Sul Ross State W 31-26  
 Oct. 31, 1998 SUL ROSS STATE W 45-36  
 Oct. 30, 1999 at Sul Ross State W 36-20  
 Sep. 30, 2000 SUL ROSS STATE W 34-7  
 Sep. 29, 2001 at Sul Ross State W 36-32  
 Sep. 28, 2002 SUL ROSS STATE W 34-21  
 Sep. 27, 2003 at Sul Ross State W 27-26  
 Sep. 18, 2004 SUL ROSS STATE W 24-20  
 Sep. 17, 2005 at Sul Ross State L 17-36  
 Nov. 11, 2006 SUL ROSS STATE W 31-7  
 Nov. 10, 2007 at Sul Ross State W 56-35  
 Nov. 8, 2008 SUL ROSS STATE W 41-10  
 Nov. 7, 2009 at Sul Ross State W 49-27  
 Oct. 30, 2010 SUL ROSS STATE W 38-21  
 Oct. 29, 2011 at Sul Ross State L 42-49  
 Oct. 6, 2012 SUL ROSS STATE L 42-75  
 Oct. 12, 2013 at Sul Ross State W 34-30

**TAMPA (0-1)**  
 Nov. 27, 1937 vs. Tampa L 0-20

**TENNESSEE-MARTIN (12-5)**  
 Oct. 5, 1974\* TENNESSEE-MARTIN W 23-7  
 Oct. 4, 1975 at Tennessee-Martin W 14-10  
 Oct. 2, 1976 at Tennessee-Martin L 14-36  
 Oct. 1, 1977 TENNESSEE-MARTIN W 27-24  
 Sep. 30, 1978 at Tennessee-Martin W 21-7  
 Sep. 29, 1979 TENNESSEE-MARTIN L 10-13  
 Oct. 25, 1980 at Tennessee-Martin L 27-30  
 Oct. 24, 1981 TENNESSEE-MARTIN L 28-29  
 Oct. 23, 1982 at Tennessee-Martin W 16-9  
 Oct. 22, 1983 TENNESSEE-MARTIN W 28-0  
 Sep. 29, 1984 TENNESSEE-MARTIN W 28-10  
 Oct. 5, 1985 at Tennessee-Martin W 38-0  
 Oct. 4, 1986 TENNESSEE-MARTIN W 28-3  
 Oct. 3, 1987 at Tennessee-Martin W 34-24  
 Sep. 24, 1988 TENNESSEE-MARTIN W 24-21  
 Sep. 23, 1989 at Tennessee-Martin W 24-3  
 Sep. 22, 1990 TENNESSEE-MARTIN W 44-14

# MISSISSIPPI COLLEGE FOOTBALL ALL-TIME RESULTS

## TEXAS A&M-KINGSVILLE (3-1)

Nov. 19, 1988**	at Texas A & I	L	15-39
Nov. 18, 1989**	at Texas A & I	W	34-19
Oct. 24, 1992	TEXAS A & I	W	37-33
Sep. 11, 1993	at Texas A&M-Kingsville	W	13-9

## TEXAS LUTHERAN (9-7)

Nov. 7, 1998	at Texas Lutheran	L	21-23
Nov. 6, 1999	TEXAS LUTHERAN	W	28-6
Nov. 4, 2000	at Texas Lutheran	L	32-34
Nov. 3, 2001	TEXAS LUTHERAN	W	41-3
Nov. 2, 2002	at Texas Lutheran	W	36-16
Nov. 1, 2003	TEXAS LUTHERAN	W	31-0
Oct. 23, 2004	at Texas Lutheran	L	28-31
Oct. 22, 2005	TEXAS LUTHERAN	L	22-27
Sep. 16, 2006	at Texas Lutheran	W	28-21
Sep. 15, 2007	TEXAS LUTHERAN	W	34-5
Nov. 15, 2008	at Texas Lutheran	W	52-7
Nov. 14, 2009	TEXAS LUTHERAN	W	38-24
Nov. 6, 2010	at Texas Lutheran	L	23-42
Nov. 5, 2011	TEXAS LUTHERAN	L	16-36
Oct. 20, 2012	at Texas Lutheran	W	24-21
Oct. 26, 2013	TEXAS LUTHERAN	L	32-35

## TROY (11-7)

Oct. 26, 1963	TROY STATE	W	6-0
Oct. 17, 1964	at Troy State	L	19-21
Oct. 16, 1965	TROY STATE	W	35-15
Nov. 6, 1976	at Troy State	L	6-38
Nov. 5, 1977	TROY STATE	W	17-15
Nov. 4, 1978	at Troy State	L	16-27
Nov. 3, 1979	TROY STATE	W	38-21
Oct. 4, 1980	at Troy State	L	0-30
Oct. 3, 1981	TROY STATE	W	19-13
Oct. 2, 1982	at Troy State	W	31-7
Oct. 1, 1983	TROY STATE	W	17-0
Oct. 13, 1984	TROY STATE	L	7-14
Oct. 19, 1985	at Troy State	W	45-21
Oct. 18, 1986	TROY STATE	L	0-10
Oct. 17, 1987	at Troy State	L	21-48
Oct. 8, 1988	TROY STATE	W	18-12
Oct. 7, 1989	at Troy State	W	45-7
Oct. 6, 1990	TROY STATE	W	36-16

## TULANE (3-9)

Oct. 12, 1911	at Tulane	L	0-10
Oct. 19, 1912	at Tulane	L	6-19
Oct. 18, 1913	at Tulane	W	13-3
Oct. 30, 1915	at Tulane	W	20-6
Oct. 27, 1916	TULANE	L	3-13
Nov. 1, 1919	vs. Tulane	L	0-49
Oct. 9, 1920	at Tulane	L	0-27
Oct. 1, 1921	at Tulane	W	14-0
Oct. 7, 1922	at Tulane	L	0-30
Oct. 6, 1923	at Tulane	L	3-18
Oct. 4, 1924	at Tulane	L	7-32
Oct. 9, 1937	at Tulane	L	0-84

## TUSCULUM (2-0)

Oct. 19, 1996	at Tusculum	W	27-21
Sep. 13, 1997	TUSCULUM	W	26-19

## UNION (TN) (6-2)

Oct. 22, 1921	vs. Union (TN)	W	35-0
Nov. 13, 1926	vs. Union (TN)	W	21-7
Oct. 8, 1927	vs. Union (TN)	W	18-0
Nov. 10, 1928	vs. Union (TN)	W	35-13
Oct. 4, 1941	vs. Union (TN)	L	9-26
Sep. 30, 1950	vs. Union (TN)	W	19-7
Sep. 29, 1951	vs. Union (TN)	L	13-25
Sep. 27, 1952	vs. Union (TN)	W	7-6

## UNIV. OF FAITH (1-0)

Oct. 11, 2014	Univ. of Faith	W	56-14
---------------	----------------	---	-------

## UNIV. OF MEXICO (8-3)

Nov. 23, 1929	vs. Univ. of Mexico	W	28-0
Nov. 1, 1930	vs. Univ. of Mexico	W	40-0
Nov. 23, 1946	vs. Univ. of Mexico	W	43-7
Oct. 11, 1947	vs. Univ. of Mexico	W	43-13
Sep. 19, 1953	vs. Univ. of Mexico	L	20-34
Sep. 18, 1954	vs. Univ. of Mexico	L	13-19

Sep. 24, 1955	vs. Univ. of Mexico	L	7-28
Nov. 12, 1960	UNIV. OF MEXICO	W	40-0
Sep. 15, 1962	UNIV. OF MEXICO	W	22-6
Sep. 19, 1964	UNIV. OF MEXICO	W	40-6
Oct. 18, 1975	UNIV. OF MEXICO	W	56-0

## VALDOSTA STATE (8-6-1)

Sep. 11, 1982	VALDOSTA STATE	W	28-13
Sep. 10, 1983	at Valdosta State	W	26-3
Nov. 3, 1984	at Valdosta State	W	10-3
Nov. 9, 1985	VALDOSTA STATE	W	28-7
Nov. 8, 1986	at Valdosta State	L	10-21
Nov. 7, 1987	VALDOSTA STATE	W	20-12
Oct. 29, 1988	at Valdosta State	W	31-21
Oct. 28, 1989	VALDOSTA STATE	W	32-3
Oct. 27, 1990	at Valdosta State	W	17-10
Nov. 2, 1991	VALDOSTA STATE	T	10-10
Oct. 31, 1992	at Valdosta State	L	14-28
Oct. 23, 1993	at Valdosta State	L	21-42
Oct. 22, 1994	VALDOSTA STATE	L	7-24
Nov. 4, 1995	at Valdosta State	L	16-42
Oct. 18, 2014	VALDOSTA STATE	L	0-62

## VICKSBURG ATHLETIC CLUB (1-0)

Sep. 28, 1912	vs. Vicksburg Athletic Club	W	44-0
---------------	-----------------------------	---	------

## WEBBER INTERNATIONAL (1-1)

Sep. 8, 2012	WEBBER INTERNATIONAL	W	31-24
Sep. 28, 2013	at Webber International	L	7-35

## WESLEY (DE) (0-1)

Nov. 28, 2009***	at Wesley (DE)	L	9-43
------------------	----------------	---	------

## WEST ALABAMA (19-20-2)

Oct. 5, 1946	vs. Alabama Teachers	W	24-12
Oct. 4, 1947	vs. Alabama Teachers	W	19-0
Sep. 15, 1956	vs. Livingston	T	6-6
Nov. 9, 1957	vs. Livingston	L	7-14
Nov. 14, 1959	at Livingston	W	14-6
Sep. 24, 1960	LIVINGSTON	W	34-0
Nov. 20, 1965	LIVINGSTON	L	14-33
Nov. 19, 1966	at Livingston	L	0-14
Nov. 18, 1967	LIVINGSTON	W	31-13
Nov. 9, 1968	at Livingston	L	7-26
Nov. 8, 1969	LIVINGSTON	L	13-37
Nov. 7, 1970	at Livingston	L	13-23
Nov. 13, 1971	LIVINGSTON	L	3-20
Sep. 9, 1972	at Livingston	L	7-21
Oct. 20, 1973	LIVINGSTON	L	3-27
Oct. 12, 1974*	at Livingston	T	21-21
Sep. 27, 1975	LIVINGSTON	L	7-20
Sep. 25, 1976	at Livingston	L	7-14
Sep. 24, 1977	LIVINGSTON	L	16-21
Sep. 23, 1978	at Livingston	W	24-16
Oct. 27, 1979	LIVINGSTON	W	30-14
Nov. 1, 1980	at Livingston	W	28-8
Oct. 31, 1981	LIVINGSTON	W	37-17
Oct. 30, 1982	at Livingston	W	21-3
Oct. 29, 1983	LIVINGSTON	L	14-24
Oct. 20, 1984	at Livingston	W	35-7
Oct. 26, 1985	LIVINGSTON	W	14-7
Oct. 25, 1986	at Livingston	W	16-14
Oct. 24, 1987	LIVINGSTON	L	7-8
Oct. 15, 1988	at Livingston	W	21-10
Oct. 14, 1989	LIVINGSTON	W	23-10
Oct. 13, 1990	vs. Livingston	W	36-0
Oct. 19, 1991	LIVINGSTON	W	25-14
Oct. 17, 1992	at Livingston	L	32-37
Sep. 25, 1993	LIVINGSTON	T	22-22
Sep. 24, 1994	at Livingston	W	48-0
Sep. 21, 1995	WEST ALABAMA	W	30-7
Oct. 26, 1996	WEST ALABAMA	L	21-22
Oct. 11, 1997	at West Alabama	L	21-38
Sep. 15, 2012	at West Alabama	L	3-41
Nov. 8, 2014	WEST ALABAMA	L	28-41

## WEST GEORGIA (8-5)

Oct. 27, 1984	WEST GEORGIA	W	52-24
Nov. 2, 1985	at West Georgia	L	28-30
Nov. 1, 1986	WEST GEORGIA	W	30-14
Oct. 31, 1987	at West Georgia	W	37-7
Oct. 22, 1988	WEST GEORGIA	W	10-8

Oct. 21, 1989	at West Georgia	W	48-6
Oct. 20, 1990	WEST GEORGIA	W	44-17
Oct. 26, 1991	at West Georgia	W	49-21
Oct. 10, 1992	WEST GEORGIA	W	45-38
Oct. 30, 1993	WEST GEORGIA	L	25-27
Oct. 29, 1994	at West Georgia	L	23-24
Oct. 14, 1995	at West Georgia	L	15-30
Nov. 1, 2014	at West Georgia	L	14-55

## WEST TEXAS A&M (2-0)

Sep. 27, 1986	at West Texas State	W	34-24
Sep. 26, 1987	WEST TEXAS STATE	W	28-16

## WESTERN CAROLINA (1-1)

Oct. 16, 1971	at Western Carolina	L	0-37
Oct. 21, 1972	WESTERN CAROLINA	W	20-6

## WESTERN KENTUCKY (0-1)

Nov. 10, 1956	at Western Kentucky	L	0-14
---------------	---------------------	---	------

## WOFFORD (2-0)

Nov. 17, 1990**	WOFFORD	W	70-19
Nov. 23, 1991**	at Wofford	W	28-15

## YOUNGSTOWN STATE (0-1)

Nov. 6, 1948	vs. Youngstown State	L	7-36
--------------	----------------------	---	------

# MISSISSIPPI COLLEGE FOOTBALL ALL-TIME RESULTS

## RECORDS BY STATE

### ALABAMA (13 Teams)

Alabama	0-7	.000
Birmingham-Southern	6-5-1	.542
Huntingdon	1-1	.500
Jacksonville State	13-10-2	.560
Jefferson State CC	2-0	1.000
Marion Institute	2-1	.667
North Alabama	14-15-2	.484
Samford	22-14-4	.600
Southern (AL)	1-0	1.000
Spring Hill	11-3	.786
Stillman	1-0	1.000
Troy	11-7	.611
West Alabama	19-20-2	.488
<b>TOTALS (197 Games)</b>	<b>103-83-11</b>	<b>.551</b>

### ARKANSAS (9 Teams)

Arkansas-Monticello	10-11-1	.477
Arkansas State	1-4	.200
Arkansas Tech	0-1-1	.250
Central Arkansas	5-5	.500
Harding	4-3	.571
Henderson State	13-9	.591
Hendrix	6-3	.667
Ouachita Baptist	15-16-1	.484
Southern Arkansas	11-7	.611
<b>TOTALS (127 Games)</b>	<b>65-59-3</b>	<b>.524</b>

### DELAWARE (2 Teams)

Delaware	0-1	.000
Wesley (DE)	0-1	.000
<b>TOTALS (2 Games)</b>	<b>0-2</b>	<b>.000</b>

### FLORIDA (9 Teams)

Florida	0-1-1	.250
Florida Southern	1-0	1.000
Florida State	0-3	.000
Florida Tech	0-1	.000
Pensacola Navy	1-1	.500
Stetson	3-2-1	.583
Tampa	0-1	.000
Univ. of Faith	1-0	1.000
Webber International	1-1	.500
<b>TOTALS (19 Games)</b>	<b>7-10-2</b>	<b>.421</b>

### GEORGIA (7 Teams)

Georgia Southern	0-1	.000
LaGrange	2-0	1.000
Mercer	5-0-1	.917
Oglethorpe	3-1	.750
Shorter	0-1	.000
Valdosta State	8-6-1	.567
West Georgia	8-5	.615
<b>TOTALS (42 Games)</b>	<b>26-14-2</b>	<b>.643</b>

### KENTUCKY (5 Teams)

Centre	4-2	.667
Cumberland	0-2	.000
Georgetown	1-1	.500
Murray State	1-1	.500
Western Kentucky	0-1	.000
<b>TOTALS (13 Games)</b>	<b>6-7</b>	<b>.462</b>

### LOUISIANA (12 Teams)

Baptist Christian	1-0	1.000
Centenary (LA)	1-1	.500
Louisiana College	26-12	.684
Louisiana-Lafayette	3-0-1	.875
Louisiana-Monroe	0-3	.000
Louisiana Tech	11-5-1	.676
Loyola (LA)	0-7	.000
LSU	0-9-1	.050
McNeese State	0-2	.000
Nicholls State	6-4	.600
Northwestern State	0-2	.000
Southeastern Louisiana	3-5	.375
Tulane	3-9	.250
<b>TOTALS (116 Games)</b>	<b>54-59-3</b>	<b>.478</b>

### MEXICO (2 Teams)

Mexico Polytechnico	2-0	1.000
Mexico, Univ. of	8-3	.727
<b>TOTALS (13 Games)</b>	<b>10-3</b>	<b>.769</b>

### MINNESOTA (1 Team)

St. Cloud State	1-0	1.000
<b>TOTALS (1 Game)</b>	<b>1-0</b>	<b>1.000</b>

### MISSISSIPPI (12 Teams)

Army (Camp Shelby)	1-0	1.000
Belhaven	3-2	.600
Chamberlain-Hunt Aca.	4-0	1.000
Clarke JC	1-0	1.000
Delta State	15-18-2	.457
French Camp Aca.	1-0	1.000
Millsaps	31-15-6	.654
Mississippi State	3-16	.158
Ole Miss	4-8-1	.346
Pearl River JC	2-0	1.000
Southern Miss	8-0	1.000
Vicksburg Athletic Club	1-0	1.000
<b>TOTALS (142 Games)</b>	<b>74-59-9</b>	<b>.553</b>

### MISSOURI (2 Teams)

Ozarks (MO)	0-1	.000
Southeast Missouri State	2-2	.500
<b>TOTALS (5 Games)</b>	<b>2-3</b>	<b>.400</b>

### NEW YORK (1 Team)

Colgate	0-5	.000
<b>TOTALS (5 Games)</b>	<b>0-5</b>	<b>.000</b>

### NORTH CAROLINA (3 Teams)

Appalachian State	0-1	.000
Davidson	0-1	.000
Western Carolina	1-1	.500
<b>TOTALS (4 Games)</b>	<b>1-3</b>	<b>.250</b>

### NORTH DAKOTA (1 Team)

North Dakota	1-0	1.000
<b>TOTALS (1 Game)</b>	<b>1-0</b>	<b>1.000</b>

### OHIO (1 Team)

Youngstown State	0-1	.000
<b>TOTALS (1 Game)</b>	<b>0-1</b>	<b>.000</b>

### OKLAHOMA (1 Team)

Southeastern Oklahoma	1-1	.500
<b>TOTALS (2 Games)</b>	<b>1-1</b>	<b>.500</b>

### PENNSYLVANIA (1 Team)

Indiana (PA)	1-1	.500
<b>TOTALS (2 Games)</b>	<b>1-1</b>	<b>.500</b>

### SOUTH CAROLINA (3 Teams)

Furman	2-5	.286
Presbyterian	1-1	.500
Wofford	2-0	1.000
<b>TOTALS (11 Games)</b>	<b>5-6</b>	<b>.455</b>

### TENNESSEE (13 Teams)

Bethel (TN)	2-0	1.000
Carson-Newman	1-1	.500
Chattanooga	3-6-3	.375
Christian Brothers	0-1	.000
East Tennessee State	1-0	1.000
Lambuth	1-0	1.000
Memphis	1-0	1.000
Memphis Navy	1-0	1.000
Rhodes	13-5	.722
Sewanee	9-6-2	.588
Tennessee-Martin	12-5	.706
Tusculum	2-0	1.000
Union (TN)	6-2	.750
<b>TOTALS (83 Games)</b>	<b>52-26-5</b>	<b>.657</b>

### TEXAS (15 Teams)

Abilene Christian	1-0	1.000
Austin College	10-9-1	.525
Baylor	0-2	.000
East Texas Baptist	6-10	.375
Hardin-Simmons	4-14	.222
Howard Payne	6-12	.333
Lamar	1-1	.500
Mary Hardin-Baylor	2-14	.125
McMurry	7-8	.467
Northwood Institute	1-0	1.000
Stephen F. Austin	2-0	1.000
Sul Ross State	15-3	.833
Texas A&M-Kingsville	3-1	.750
Texas Lutheran	9-7	.563
West Texas State	2-0	1.000
<b>TOTALS (151 Games)</b>	<b>69-81-1</b>	<b>.460</b>

## RECORDS BY WIN %

TEAM	REC.	WIN %
Southern Miss	8-0	1.000
Chamberlain-Hunt Aca.	4-0	1.000
Bethel (TN)	2-0	1.000
Jefferson State CC	2-0	1.000
LaGrange	2-0	1.000
Mexico Polytechnico	2-0	1.000
Pearl River JC	2-0	1.000
Stephen F. Austin	2-0	1.000
Tusculum	2-0	1.000
West Texas A&M	2-0	1.000
Wofford	2-0	1.000
Abilene Christian	1-0	1.000
Army (Camp Shelby)	1-0	1.000
Baptist Christian	1-0	1.000
Clarke State CC	1-0	1.000
East Tennessee State	1-0	1.000
Florida Southern	1-0	1.000
French Camp Aca.	1-0	1.000
Lambuth	1-0	1.000
Memphis	1-0	1.000
Memphis Navy	1-0	1.000
North Dakota	1-0	1.000
Northwood Institute	1-0	1.000
Southern (AL)	1-0	1.000
St. Cloud State	1-0	1.000
Stillman	1-0	1.000
Univ. of Faith	1-0	1.000
Vicksburg Athletic Club	1-0	1.000
Mercer	5-0-1	.917
Louisiana-Lafayette	3-0-1	.875

TEAM	REC.	WIN %
Sul Ross State	15-3	.833
Spring Hill	11-3	.786
Union (TN)	6-2	.750
Oglethorpe	3-1	.750
Texas A&M-Kingsville	3-1	.750
Univ. of Mexico	8-3	.727
Rhodes	13-5	.722
Louisiana College	26-12	.684
Louisiana Tech	11-5-1	.676
Hendrix	6-3	.667
Centre	4-2	.667
Marion Institute	2-1	.667
Millsaps	31-15-6	.654
West Georgia	8-5	.615
Southern Arkansas	11-7	.611
Troy	11-7	.611
Samford	22-14-4	.600
Nicholls State	6-4	.600
Belhaven	3-2	.600
Henderson State	13-9	.591
Sewanee	9-6-2	.588
Stetson	3-2-1	.583
Harding	4-3	.571
Valdosta State	8-6-1	.567
Texas Lutheran	9-7	.563
Jacksonville State	13-10-2	.560
Birmingham-Southern	6-5-1	.542
Austin College	10-9-1	.525
Central Arkansas	5-5	.500
Southeast Missouri State	2-2	.500

TEAM	REC.	WIN %
Carson-Newman	1-1	.500
Centenary (LA)	1-1	.500
Georgetown (KY)	1-1	.500
Huntingdon	1-1	.500
Indiana (PA)	1-1	.500
Lamar	1-1	.500
Murray State	1-1	.500
Pensacola Navy	1-1	.500
Presbyterian	1-1	.500
Southeastern Oklahoma	1-1	.500
Webber International	1-1	.500
Western Carolina	1-1	.500
West Alabama	19-20-2	.488
Ouachita Baptist	15-16-1	.484
North Alabama	14-15-2	.484
Arkansas-Monticello	10-11-1	.477
McMurry	7-8	.467
Delta State	15-18-2	.457
East Texas Baptist	6-10	.375
Chattanooga	3-6-3	.375
Southeastern Louisiana	3-5	.375
Ole Miss	4-8-1	.346
Howard Payne	6-12	.333
Furman	2-5	.286
Tulane	3-9	.250
Arkansas Tech	0-1-1	.250
Florida	0-1-1	.250
Hardin-Simmons	4-14	.222
Arkansas State	1-4	.200
Mississippi State	3-16	.158

TEAM	REC.	WIN %
Mary Hardin-Baylor	2-14	.125
LSU	0-9-1	.050
Appalachian State	0-1	.000
Christian Brothers	0-1	.000
Davidson	0-1	.000
Delaware	0-1	.000
Florida Tech	0-1	.000
Georgia Southern	0-1	.000
Ozarks (MO)	0-1	.000
Shorter	0-1	.000
Tampa	0-1	.000
Wesley (DE)	0-1	.000
Western Kentucky	0-1	.000
Youngstown State	0-1	.000
Baylor	0-2	.000
Cumberland (KY)	0-2	.000
McNeese State	0-2	.000
Northwestern State	0-2	.000
Florida State	0-3	.000
Louisiana-Monroe	0-3	.000
Colgate	0-5	.000
Alabama	0-7	.000
Loyola (LA)	0-7	.000

# MISSISSIPPI COLLEGE FOOTBALL INDIVIDUAL RECORDS

## PASSING

### CAREER PASSING YARDS

Player	Seasons	Att.	Comp.	Pct.	Yards
1. Adam Shaffer	2005-09	1214	704	.580	9505
2. Payton Perrett	1999-02	1222	600	.491	8163
3. Tommy Reyer	2008-11	819	448	.547	5327
4. Wally Henry	1985-89	741	424	.572	5029
5. Andy Sumrall	1968-70	651	273	.419	3877
6. Jonathon Redd	2011-14	517	291	.563	3522
7. Rodger Guy	1993-97	458	264	.576	3167
8. Tommy Nester	1980-83	353	183	.518	2430
9. Brad Madden	2006-07	285	164	.575	2166
10. Scotty Elliot	2003-04	354	185	.523	2142

### CAREER PASSING ATTEMPTS

Player	Seasons	Comp.	Yards	Att.
1. Payton Perrett	1999-02	600	8163	1222
2. Adam Shaffer	2005-09	704	9505	1214
3. Tommy Reyer	2008-11	448	5327	819
4. Wally Henry	1985-89	424	5029	741
5. Andy Sumrall	1968-70	273	3877	651
6. Jonathon Redd	2011-14	291	3522	517
7. Rodger Guy	1993-97	264	3167	458
8. Scotty Elliot	2003-04	185	2142	354
9. Tommy Nester	1980-83	183	2430	353
10. Wade Pharis	1979-82	177	2017	332

### CAREER PASS COMPLETIONS

Player	Seasons	Att.	Yards	Comp.
1. Adam Shaffer	2005-09	1214	9505	704
2. Payton Perrett	1999-02	1222	8163	600
3. Tommy Reyer	2008-11	819	5327	448
4. Wally Henry	1985-89	741	5029	424
5. Jonathon Redd	2011-14	517	3522	291
6. Andy Sumrall	1968-70	651	3877	273
7. Rodger Guy	1993-97	458	3167	264
8. Scotty Elliot	2003-04	254	2142	185
9. Tommy Nester	1980-83	353	2430	183
10. Wade Pharis	1979-82	323	2017	177

### CAREER TOUCHDOWN PASSES

Player	Seasons	Att.	Comp.	Yards	TD
1. Adam Shaffer	2005-09	1214	704	9505	91
2. Payton Perrett	1999-02	1222	600	8163	69
3. Tommy Reyer	2008-11	819	448	5327	46
4. Wally Henry	1985-89	741	424	5029	30
5. Andy Sumrall	1967-70	651	273	3877	28
6. Jonathon Redd	2011-14	517	291	3522	26
7. Rodger Guy	1993-97	458	264	3167	24
8. Cedrick Baker	1990-93	296	155	2094	14
Kyle Morris	1991	219	117	1552	14
Larry Suchy	1966-67	267	111	1769	14

### CAREER COMPLETION PERCENTAGE

Player	Seasons	Att.	Comp.	Pct.
1. Adam Shaffer	2005-09	1214	704	.580
2. Rodger Guy	1993-97	458	264	.576
3. Brad Madden	2006-07	285	164	.575
4. Wally Henry	1985-89	741	424	.572
5. Jonathon Redd	2011-14	517	291	.563
6. Wade Pharis	1979-82	332	182	.548
7. Tommy Reyer	2008-11	819	448	.547
8. Kyle Morris	1991	247	135	.547
9. Scotty Elliot	2003-04	354	185	.523
10. Tommy Nester	1980-83	353	183	.518

### CAREER AVG. YARDS PER COMPLETION

Player	Seasons	Att.	Comp.	Yards	YPC
1. Larry Suchy	1966-67	269	111	1769	15.9
2. Andy Sumrall	1967-70	651	231	3877	14.2
3. Payton Perrett	1999-02	1222	600	8163	13.6
4. Adam Shaffer	2005-09	1214	704	9505	13.5
5. Cedrick Baker	1990-93	303	156	2097	13.4
6. Tommy Nester	1980-83	353	183	2430	13.3
7. Kyle Morris	1991	247	135	1802	13.3
8. Brad Madden	2006-07	285	164	2166	13.2
9. Dave Marler	1974-75	260	109	1401	12.9
10. Mike Wallis	1972-76	307	134	1700	12.7

### SINGLE SEASON PASSING YARDS

Player	Season	Att.	Comp.	Pct.	Yards
1. Adam Shaffer	2007	379	222	.586	3497
2. Adam Shaffer	2009	399	236	.591	3105
3. Payton Perrett	2000	351	187	.533	2544
4. Payton Perrett	2001	326	162	.497	2278
5. Wally Henry	1989	314	182	.580	2253
6. Tommy Reyer	2010	356	211	.593	2224
7. Adam Shaffer	2005	314	173	.551	2158
8. Brad Madden	2006	261	152	.582	2025
9. Payton Perrett	1999	281	147	.519	1989
10. Jonathon Redd	2013	279	163	.584	1948

### SINGLE SEASON PASSING ATTEMPTS

Player	Season	Comp.	Yards	Att.
1. Adam Shaffer	2009	236	3105	399
2. Adam Shaffer	2007	222	3497	379
3. Tommy Reyer	2010	211	2224	356
4. Payton Perrett	2000	187	2544	351
5. Payton Perrett	2001	162	2278	326
6. Adam Shaffer	2005	173	2158	314
Wally Henry	1989	182	2253	314
8. Tommy Reyer	2011	145	1935	289
9. Andy Sumrall	1970	122	1843	288
10. Payton Perrett	1999	147	1989	281

### SINGLE SEASON PASS COMPLETIONS

Player	Season	Att.	Yards	Comp.
1. Adam Shaffer	2009	399	3105	236
2. Adam Shaffer	2007	379	3497	222
3. Tommy Reyer	2010	356	2224	211
4. Payton Perrett	2000	351	2544	187
5. Wally Henry	1989	314	2253	182
6. Adam Shaffer	2005	314	2158	173
7. Jonathon Redd	2013	279	1948	163
8. Payton Perrett	2001	326	2278	162
9. Wally Henry	1986	266	1746	159
10. Brad Madden	2006	261	2025	152

### SINGLE SEASON TOUCHDOWN PASSES

Player	Season	Att.	Comp.	Yards	TD
1. Adam Shaffer	2009	399	236	3105	33
2. Adam Shaffer	2007	379	222	3497	31
3. Payton Perrett	2000	351	187	2544	22
4. Tommy Reyer	2011	289	145	1935	21
5. Adam Shaffer	2005	314	173	2158	20
6. Payton Perrett	1999	283	147	1989	19
7. Jonathon Redd	2013	279	163	1948	18
Payton Perrett	2001	326	162	2278	18
9. Tommy Reyer	2010	356	211	2224	17
Andy Sumrall	1970	288	122	1843	17

### SINGLE SEASON COMPLETION PERCENTAGE

Player	Season	Att.	Comp.	Pct.
1. Dexter Rhoulac	1990	162	97	.599
2. Wally Henry	1986	266	159	.598
3. Tommy Reyer	2010	356	211	.593
4. Rodger Guy	1997	152	90	.592
5. Adam Shaffer	2009	399	236	.591
6. Rodger Guy	1996	249	147	.590
7. Adam Shaffer	2007	379	222	.586
8. Jonathon Redd	2013	279	163	.584
9. Brad Madden	2006	261	152	.582
10. Wally Henry	1989	314	182	.580

### SINGLE SEASON AVG. YARDS PER COMPLETION

Player	Seasons	Att.	Comp.	Yards	YPC
1. Larry Suchy	1967	128	60	1047	17.5
2. Reggie Hawthorne	1984	185	81	1287	15.9
3. Adam Shaffer	2007	379	222	3497	15.8
4. Andy Sumrall	1970	288	122	1843	15.1
5. Shane Tapper	1998	180	96	1449	15.1
6. Rodger Guy	1997	152	90	1324	14.7
7. Andy Sumrall	1969	195	76	1077	14.2
8. Larry Suchy	1966	141	51	722	14.2
9. Payton Perrett	2001	326	162	2278	14.1
10. Dave Marler	1975	136	56	784	14.0

## RUSHING

### CAREER RUSHING YARDS

Player	Seasons	Att.	Avg.	Yards
1. Fred McAfee	1987-90	811	5.4	4416
2. Major Everett	1978-82	602	5.8	3468
3. Ezra Tate	1974-78	571	5.5	3116
4. Jimmy Dottolo	1996-99	504	4.9	2445
5. Steven Knight	2009-11	467	5.1	2374
6. Calvin Howard	1977-79	380	5.6	2133
7. Travis Eldridge	1967-70	476	4.4	2080
8. Daryl Posey	1978-82	392	5.1	1991
9. Robert Felton	1972-73	418	4.4	1835
10. Vince Glover	1991-94	326	5.4	1771

### CAREER RUSHING ATTEMPTS

Player	Seasons	Yards	Avg.	Att.
1. Fred McAfee	1987-90	4416	5.4	811
2. Major Everett	1978-82	3468	5.8	602
3. Ezra Tate	1974-78	3116	5.5	571
4. Jimmy Dottolo	1996-99	2445	4.9	504
5. Travis Eldridge	1967-70	2080	4.4	476
6. Steven Knight	2009-11	2374	5.1	467
7. Robert Felton	1972-73	1835	4.4	418
8. Daryl Posey	1978-82	1991	5.1	392
9. Calvin Howard	1977-79	2133	5.6	380
10. Alvin Kidd	1980-83	1700	4.5	378

### CAREER RUSHING TOUCHDOWNS

Player	Seasons	Att.	Yards	TD
1. Fred McAfee	1987-90	811	4416	38
2. Major Everett	1978-82	602	3468	32
3. Ezra Tate	1974-78	571	3116	26
4. Steven Knight	2009-11	467	2374	23
5. Mitch Thames	1986-89	369	1398	22
6. Robert Taylor	1988-91	333	1480	20
7. Daryl Posey	1978-82	368	1870	19
Alton Greenlee	1960-61	162	830	19
9. Jimmy Dottolo	1996-99	505	2451	16
Alvin Kidd	1980-83	378	1700	16
Bruce Hulitt	1976-79	373	1672	16
Larry Suchy	1966-67	334	1445	16

### CAREER AVERAGE YARDS PER RUSH

Player	Seasons	Yards	Att.	Avg.
1. Major Everett	1978-82	3468	602	5.76
2. Calvin Howard	1977-79	2133	380	5.61
3. Ezra Tate	1974-78	3116	571	5.46
4. Fred McAfee	1987-90	4416	811	5.45
5. Vince Glover	1991-94	1771	326	5.43
6. Steven Knight	2009-11	2374	467	5.08
7. Daryl Posey	1978-82	1991	392	5.08
8. Jimmy Dottolo	1996-99	2445	504	4.85
9. Calvin Smith	2005-06	1754	375	4.68
10. Clyde Shelley	1982-85	1693	367	4.61

### CAREER RUSHING YARDS PER GAME

Player	Seasons	Games	Yards	Avg.
1. Steven Knight	2009-11	24	2374	98.9
2. Fred McAfee	1987-90	48	4416	92.0
3. Robert Felton	1972-73	20	1835	91.8
4. Calvin Smith	2005-06	20	1754	87.7
5. Major Everett	1978-82	44	3468	78.8
6. Larry Suchy	1966-67	19	1445	76.1
7. Ezra Tate	1974-78	42	3116	74.2
8. Shadrick McAfee	1994-95	14	960	68.6
9. Calvin Howard	1977-79	33	2133	64.6
10. Billy Ray Dill	1966-67	19	1218	64.1

# MISSISSIPPI COLLEGE FOOTBALL INDIVIDUAL RECORDS

## RUSHING

### SINGLE SEASON RUSHING YARDS

Player	Season	Att.	Avg.	Yards
1. Fred McAfee	1990	248	6.4	1583
2. Calvin Howard	1979	263	5.8	1526
3. David Glisson	1997	214	6.7	1443
4. Steven Knight	2009	263	5.1	1333
5. Ezra Tate	1978	223	5.9	1319
6. Fred McAfee	1989	232	5.1	1189
7. Major Everett	1982	184	6.5	1153
8. Desmond Mays	2008	216	5.3	1137
9. Jimmy Dottolo	1999	212	5.0	1061
10. Robert Felton	1973	225	4.5	1002

### SINGLE SEASON RUSHING ATTEMPTS

Player	Season	Yards	Avg.	Att.
1. Steven Knight	2009	1333	5.1	263
Clavin Howard	1979	1526	5.8	263
3. Fred McAfee	1990	1583	6.4	248
4. Fred McAfee	1989	1189	5.1	232
5. Robert Felton	1973	1002	4.5	225
6. Ezra Tate	1978	1319	5.9	223
7. Desmond Mays	2008	1137	5.3	216
8. David Glisson	1997	1443	6.7	214
9. Jimmy Dottolo	1999	1061	5.0	212
Alvin Kidd	1983	1000	4.7	212

### SINGLE SEASON RUSHING TOUCHDOWNS

Player	Season	Att.	Yards	TD
1. Fred McAfee	1990	248	1583	17
2. Jeremy Chrislip	1996	138	647	14
3. Desmond Mays	2008	216	1137	13
Michael Williams	1982	159	806	13
5. Jonathon Redd	2013	113	323	11
Steven Knight	2009	263	1333	11
Chris Blanton	2007	135	702	11
Major Everett	1982	184	1153	11
9. Steven Knight	2011	177	885	10
David Glisson	1997	214	1443	10
Fred McAfee	1989	232	1189	10
Fred McAfee	1987	140	873	10
Major Everett	1981	165	923	10
Larry Suchy	1967	184	919	10
Alton Greenlee	1961	79	371	10

### SINGLE SEASON AVERAGE YARDS PER RUSH

Player	Season	Yards	Att.	Avg.
1. David Glisson	1997	1443	214	6.74
2. Fred McAfee	1990	1583	248	6.38
3. Major Everett	1982	1153	184	6.27
4. Ezra Tate	1978	1319	223	5.91
5. Calvin Howard	1979	1526	263	5.80
6. Major Everett	1981	923	165	5.59
7. Major Everett	1980	864	163	5.30
8. Desmond Mays	2008	1137	216	5.26
9. Fred McAfee	1989	1189	232	5.12
10. Michael Williams	1982	806	159	5.07

### SINGLE SEASON RUSHING YARDS PER GAME

Player	Season	Games	Yards	Avg.
1. David Glisson	1997	10	1443	144.3
2. Ezra Tate	1978	10	1319	131.9
3. Desmond Mays	2008	9	1137	126.3
4. Fred McAfee	1990	13	1583	121.8
5. Calvin Howard	1979	13	1526	117.4
6. Steven Knight	2009	12	1333	111.1
7. Jimmy Dottolo	1999	10	1061	106.1
8. Major Everett	1982	11	1153	104.8
9. Larry Suchy	1967	9	919	102.1
10. Robert Felton	1973	10	1002	100.2

## RECEIVING

### CAREER RECEIVING YARDS

Player	Seasons	Rec.	YPC	Yards
1. Jake Allen	2005-07	152	18.9	2867
2. Vance Andry	1997-00	142	15.0	2131
3. Tony Eddins	1983-86	130	15.5	2010
4. Clint Harrison	1998-01	126	14.9	1881
5. Robert Hill	1972-75	134	13.7	1841
6. Matt Murphy	1996-99	111	16.3	1810
7. Ricky Herzog	1969-72	123	14.7	1808
8. Nathaniel Bolton	1988-90	129	13.4	1733
9. Marcus Terry	2005-07	110	15.6	1727
10. Kris Pickle	1997-00	91	15.2	1386

### CAREER RECEPTIONS

Player	Seasons	Yards	YPC	Rec.
1. Jake Allen	2005-07	2867	18.9	152
2. Vance Andry	1997-00	2132	15.0	142
3. Robert Hill	1972-75	1841	13.7	134
4. Tony Eddins	1983-86	2010	15.5	130
5. Nathaniel Bolton	1988-90	1733	13.4	129
6. Clint Harrison	1998-01	1881	14.9	126
7. Ricky Herzog	1969-72	1808	14.7	123
8. Matt Murphy	1996-99	1810	16.3	111
9. Marcus Terry	2005-07	1723	15.6	110
10. Charmer Moore	2003-06	1371	12.8	109

### CAREER TOUCHDOWN RECEPTIONS

Player	Seasons	Rec.	Yards	YPC	TD
1. Jake Allen	2005-07	152	2867	18.9	26
2. Nathaniel Bolton	1988-90	129	1733	13.4	19
3. Matt Murphy	1996-99	111	1810	16.3	18
4. Kris Pickle	1997-00	91	1385	15.2	17
5. Marcus Terry	2005-07	110	1273	15.6	16
Tony Eddins	1983-86	130	2010	15.5	16
7. Vance Andry	1997-00	142	2132	15.0	15
8. Renard Ellis	2006-09	87	1149	13.2	13
9. Clint Harrison	1998-01	125	1828	14.9	12
Robert Hill	1972-75	127	1800	14.2	12

### CAREER AVERAGE YARDS PER RECEPTION

Player	Seasons	Yards	Rec.	Avg.
1. Jake Allen	2005-07	2867	152	18.86
2. Matt Murphy	1996-99	1810	111	16.31
3. Marcus Terry	2005-07	1727	110	15.70
4. Tony Eddins	1983-86	2010	130	15.46
5. Kris Pickle	1997-00	1386	91	15.23
6. Vance Andry	1997-00	2131	142	15.01
7. Clint Harrison	1998-01	1881	126	14.93
8. Ricky Herzog	1969-72	1808	123	14.70
9. Robert Hill	1972-75	1841	134	13.74
10. Nathaniel Bolton	1987-90	1733	129	13.43

### CAREER RECEPTIONS PER GAME

Player	Seasons	Games	Rec.	Avg.
1. Jake Allen	2005-07	30	152	5.07
2. Ron Frank	1986-88	13	64	4.92
3. Miguel Callier	1991-92	20	86	4.30
4. Clint Harrison	1999-01	30	126	4.20
5. Vance Andry	1997-00	36	142	3.94
6. Alex Archer	2010-13	21	82	3.90
7. Randal Pharr	2009-13	28	103	3.68
8. Marcus Terry	2005-07	30	110	3.67
9. Robert Hill	1972-75	42	134	3.19
10. Tony Eddins	1983-86	41	130	3.17

### SINGLE SEASON RECEIVING YARDS

Player	Season	Rec.	YPC	Yards
1. Jake Allen	2007	61	20.7	1254
2. Marcus Terry	2007	57	18.1	1030
3. Jake Allen	2006	52	19.7	1024
4. Nathaniel Bolton	1989	62	16.3	1012
5. Matt Murphy	1998	45	18.6	837
6. Kris Pickle	1999	43	17.7	762
7. Robert Hill	1973	54	14.0	754
8. Clint Harrison	2001	43	17.4	750
9. Renard Ellis	2009	58	12.9	748
10. Tony Eddins	1985	42	17.6	739

### SINGLE SEASON RECEPTIONS

Player	Season	Yards	YPC	Rec.
1. Nathaniel Bolton	1989	1012	16.3	62
2. Jake Allen	2007	1254	20.7	61
3. Renard Ellis	2009	748	12.9	58
Nathaniel Bolton	1990	676	11.7	58
Tony Eddins	1986	590	10.2	58
6. Marcus Terry	2007	1030	18.1	57
7. Robert Hill	1973	754	14.0	54
8. Jake Allen	2006	1024	19.7	52
9. Rod Wright	1996	523	10.3	51
10. Alex Archer	2012	738	15.4	48
Vance Andry	2000	734	15.3	48

### SINGLE SEASON TOUCHDOWN RECEPTIONS

Player	Season	Rec.	Yards	YPC	TD
1. Jake Allen	2007	61	1254	20.7	12
Kris Pickle	1999	43	762	17.7	12
3. Marcus Terry	2007	57	1030	18.1	11
Nathaniel Bolton	1989	62	1012	16.6	11
5. Demarrion B.-Hughes	2011	24	647	27.0	8
Renard Ellis	2009	58	748	12.9	8
Jake Allen	2006	52	1024	19.7	8
Matt Murphy	1998	45	837	18.6	8
Nathaniel Bolton	1990	58	676	11.7	8
Tony Eddins	1985	42	739	17.6	8

### SINGLE SEASON AVG. YARDS PER RECEPTION

Player	Season	Yards	Rec.	Avg.
1. Jake Allen	2007	1254	61	20.56
2. Jake Allen	2006	1024	52	19.69
3. Matt Murphy	1998	837	45	18.60
4. Marcus Terry	2007	1030	57	18.07
5. Kris Pickle	1999	762	43	17.72
6. Tony Eddins	1985	739	42	17.60
7. Clint Harrison	2001	750	43	17.44
8. Nathaniel Bolton	1989	1012	62	16.32
9. Ricky Herzog	1970	663	42	15.79
10. Clint Harrison	2000	707	45	15.71

### SINGLE SEASON RECEPTION PER GAME

Player	Season	Games	Rec.	Avg.
1. Jake Allen	2007	10	61	6.10
2. Marcus Terry	2007	10	57	5.70
3. Rod Wright	1996	9	51	5.67
4. Robert Hill	1973	10	54	5.40
5. Vance Andry	2000	9	48	5.33
6. Tony Eddins	1986	11	58	5.27
7. Jake Allen	2006	10	52	5.20
8. Jamie Jones	1968	9	44	4.89
9. Renard Ellis	2009	12	58	4.83
10. Alex Archer	2012	10	48	4.80



# MISSISSIPPI COLLEGE FOOTBALL INDIVIDUAL RECORDS

## TOTAL OFFENSE

### CAREER TOTAL OFFENSE

Player	Seasons	Plays	Rush	Pass	Total
1. Adam Shaffer	2005-09	1378	-146	9505	9359
2. Payton Perrett	1999-02	1494	-380	8163	7783
3. Tommy Reyer	2008-11	1169	1081	5327	6408
4. Wally Henry	1985-89	919	78	5029	5107
5. Fred McAfee	1987-90	812	4416	0	4416
6. Andy Sumrall	1967-70	888	279	3877	4156
7. Jonathon Redd	2011-14	740	543	3522	4065
8. Rodger Guy	1993-97	651	552	3167	3719
9. Major Everett	1978-82	602	3468	0	3468
10. Ezra Tate	1974-78	605	3116	302	3418

### CAREER TOTAL OFFENSE PER GAME

Player	Seasons	Games	Yards	Avg.
1. Adam Shaffer	2005-09	34	9505	275.3
2. Payton Perrett	1999-02	38	7783	204.8
3. Tommy Reyer	2008-11	37	6408	173.2
4. Jonathon Redd	2011-14	24	4065	169.4
5. Larry Suchy	1966-67	19	3214	169.2
6. Brad Madden	2006-07	14	2265	161.8
7. Kyle Morris	1991	12	1809	150.8
8. Dexter Rhoulac	1990	13	1953	150.2
9. Scotty Elliot	2003-04	19	2466	129.8
10. Rodger Guy	1993-97	33	3719	112.7

### CAREER TOTAL OFFENSE PER PLAY

Player	Seasons	Plays	Yards	Avg.
1. Adam Shaffer	2005-09	1378	9359	6.79
2. Cedrick Baker	1990-93	496	2908	5.86
3. Major Everett	1978-82	602	3468	5.76
4. Rodger Guy	1993-97	651	3719	5.71
5. Ezra Tate	1974-78	605	3418	5.65
6. Wally Henry	1985-89	919	5107	5.56
7. Jonathon Redd	2011-14	74	4065	5.49
8. Tommy Reyer	2008-11	1169	6408	5.48
9. Fred McAfee	1987-90	812	4416	5.44
10. Larry Suchy	1966-67	603	3214	5.33

### SINGLE SEASON TOTAL OFFENSE

Player	Season	Plays	Rush	Pass	Total
1. Adam Shaffer	2007	413	-141	3497	3356
2. Adam Shaffer	2009	438	-87	3105	3018
3. Tommy Reyer	2010	475	263	2224	2487
4. Payton Perrett	2000	416	-183	2544	2361
5. Jonathon Redd	2013	392	323	1948	2271
6. Adam Shaffer	2005	395	93	2158	2251
7. Tommy Reyer	2011	419	296	1935	2231
8. Wally Henry	1989	363	-95	2253	2158
9. Brad Madden	2006	310	106	2025	2131
10. Payton Perrett	2001	389	-169	2278	2109

### SINGLE SEASON TOTAL OFFENSE PER GAME

Player	Season	Games	Yards	Avg.
1. Adam Shaffer	2007	10	3356	335.6
2. Jonathon Redd	2013	8	2271	283.9
3. Payton Perrett	1999	8	2038	254.8
4. Adam Shaffer	2009	12	3018	251.5
5. Adam Shaffer	2005	9	2251	250.1
6. Tommy Reyer	2010	10	2487	248.7
7. Brad Madden	2006	9	2131	236.8
8. Payton Perrett	2000	10	2361	236.1
9. Tommy Reyer	2011	10	2231	223.1
10. Larry Suchy	1967	9	1966	218.4

### SINGLE SEASON TOTAL OFFENSE PER PLAY

Player	Season	Plays	Yards	Avg.
1. Adam Shaffer	2007	413	3356	8.13
2. Alton Greenlee	1960	156	1076	6.90
3. Adam Shaffer	2009	438	3018	6.89
4. Brad Madden	2006	310	2131	6.87
5. David Glisson	1997	214	1443	6.74
6. Jim McGhee	1985	162	1087	6.71
7. Rodger Guy	1997	229	1521	6.64
8. Kyle Morris	1991	276	1809	6.55
9. Fred McAfee	1990	249	1583	6.36
10. Larry Suchy	1967	312	1966	6.30

## ALL-PURPOSE

### CAREER ALL-PURPOSE YARDS

Player	Seasons	Rush	Rec.	Ret.	Total
1. Fred McAfee	1987-90	4416	561	1253	6230
2. Major Everett	1978-82	3468	458	426	4352
3. Travis Eldridge	1967-70	2080	195	1446	3721
4. Jimmy Dottolo	1996-99	2445	447	571	3463
5. Michael Kincaid	1979-82	286	838	2230	3354
6. Ezra Tate	1974-78	3116	219	0	3335
7. Nathaniel Bolton	1987-90	866	1733	696	3295
8. Robert Hill	1972-75	53	1841	1379	3273
9. Vince Glover	1991-94	1771	328	1136	3235
10. Calvin Howard	1977-79	2133	34	794	2961

### CAREER ALL-PURPOSE YARDS PER GAME

Player	Seasons	Games	Yards	Avg.
1. Fred McAfee	1987-90	48	6230	129.8
2. Steven Knight	2009-11	24	2916	121.5
3. Billy Ray Dill	1966-67	19	2157	113.5
4. Kalvin Smith	2005-06	20	2096	104.8
5. Travis Eldridge	1967-70	37	3721	100.6
6. Michael Fields	1984-85	19	1885	99.2
7. Major Everett	1978-82	44	4352	98.9
8. Robert Felton	1972-73	20	1964	98.2
9. Jake Allen	2005-07	30	2937	97.9
10. Miguel Callier	1991-92	20	1902	95.1

### SINGLE SEASON ALL-PURPOSE YARDS

Player	Season	Rush	Rec.	Ret.	Total
1. Fred McAfee	1990	1583	144	466	2193
2. Fred McAfee	1989	1189	168	428	1785
3. David Glisson	1997	1443	228	45	1716
4. Calvin Howard	1979	1526	6	140	1672
5. Travis Eldridge	1969	817	113	591	1521
6. Steven Knight	2009	1333	178	0	1511
7. Nathaniel Bolton	1989	319	1012	121	1452
8. Major Everett	1982	1153	204	69	1426
9. Ezra Tate	1978	1319	84	0	1403
10. Michael Kincaid	1982	139	334	879	1352

### SINGLE SEASON ALL-PURPOSE YARDS PER GAME

Player	Seasons	Games	Yards	Avg.
1. David Glisson	1997	10	1716	171.6
2. Travis Eldridge	1969	9	1521	169.0
3. Fred McAfee	1990	13	2193	168.7
4. Desmond Mays	2008	9	1311	145.7
5. Ezra Tate	1978	10	1403	140.3
6. Travis Eldridge	1968	9	1238	137.6
7. Major Everett	1982	11	1426	129.6
8. Calvin Howard	1979	13	1672	128.6
9. Jake Allen	2007	10	1285	128.5
10. Fred McAfee	1989	14	1785	127.5

## SCORING

### CAREER TOTAL POINTS SCORED

Player	Seasons	TD	FG	PAT	Total
1. Fred McAfee	1987-90	40	0	0	240
2. Kyle Kruse	2005-08	0	28	142	226
3. Major Everett	1978-82	35	0	1	212
4. Shane Stewart	1987-90	0	26	110	188
5. Steven Knight	2009-11	29	0	0	174
6. Nathaniel Bolton	1987-90	28	0	0	168
7. Jeremy Bond	1996-99	0	22	101	167
8. Ezra Tate	1974-78	27	0	1	164
9. Jake Allen	2005-07	26	0	1	158
10. Robert Taylor	1988-91	24	0	1	146

### CAREER TOUCHDOWNS RESPONSIBLE FOR

Player	Seasons	Pass	Rush	Rec.	Total
1. Adam Shaffer	2005-09	91	3	0	94
2. Payton Perrett	1999-02	69	11	0	80
3. Tommy Reyer	2008-11	46	12	0	58
4. Fred McAfee	1987-90	0	38	2	40
5. Jonathon Redd	2011-14	26	13	0	39
6. Major Everett	1978-82	0	32	3	35
7. Rodger Guy	1993-97	24	8	0	32
Nathaniel Bolton	1987-90	4	9	19	32
Wally Henry	1985-89	30	2	0	32
Andy Sumrall	1967-70	28	4	0	32

### CAREER TOUCHDOWNS SCORED

Player	Seasons	Rush	Rec.	Ret.	Total
1. Fred McAfee	1987-90	38	2	0	40
2. Major Everett	1978-82	32	3	0	35
3. Steven Knight	2009-11	23	6	0	29
4. Nathaniel Bolton	1987-90	9	19	0	28
5. Ezra Tate	1974-78	26	1	0	27
6. Jake Allen	2005-07	0	26	0	26
7. Robert Taylor	1988-91	20	4	0	24

### SINGLE SEASON TOTAL POINTS SCORED

Player	Season	TD	FG	PAT	Total
1. Fred McAfee	1990	18	0	0	108
2. Nathaniel Bolton	1989	17	0	0	102
3. Brannon Walls	2009	0	13	49	88
4. Steven Knight	2009	14	0	0	84
Jeremy Chrislip	1996	14	0	0	84
6. Steven Knight	2011	13	0	0	78
Desmond Mays	2008	13	0	0	78
Kris Pickle	1999	13	0	0	78
Michael Williams	1982	13	0	0	78
10. Kyle Kruse	2007	0	9	48	75

### SINGLE SEASON TOUCHDOWNS RESPONSIBLE FOR

Player	Season	Pass	Rush	Rec.	Total
1. Adam Shaffer	2009	33	2	0	35
2. Adam Shaffer	2007	31	0	0	31
3. Jonathon Redd	2013	18	11	0	29
4. Tommy Reyer	2011	21	3	0	24
Payton Perrett	2000	22	2	0	24
6. Tommy Reyer	2010	17	5	0	22
Payton Perrett	2001	18	4	0	22
8. Adam Shaffer	2005	20	1	0	21
Payton Perrett	1999	19	2	0	21

### SINGLE SEASON TOUCHDOWNS SCORED

Player	Season	Rush	Rec.	Ret.	Total
1. Fred McAfee	1990	17	1	0	18
2. Nathaniel Bolton	1989	6	11	0	18
3. Steven Knight	2009	11	3	0	14
Jeremy Chrislip	1996	14	0	0	14
5. Steven Knight	2011	10	3	0	13
Desmond Mays	2008	13	0	0	13
Kris Pickle	1999	1	12	0	13
Michael Williams	1982	13	0	0	13

# MISSISSIPPI COLLEGE FOOTBALL INDIVIDUAL RECORDS

## KICKING

### CAREER FIELD GOALS MADE

Player	Seasons	FG%	FGA	FGM
1. Kyle Kruse	2005-08	73.7	38	28
2. Shane Stewart	1987-90	55.3	47	26
3. Jeremy Bond	1996-99	55.0	40	22
4. Brannon Walls	2006-09	62.5	32	20
5. Chris Campbell	2010-12	53.1	32	17
Jim Turcotte	1979-82	48.6	35	17
7. Danny Powell	1972-73	56.0	25	14
8. Reggie Hawthorne	1982-84	76.5	17	13
9. Brad MacNealy	1978-79	60.0	20	12
10. Hunter Estess	2012-	50.0	22	11

### CAREER FIELD GOALS ATTEMPTED

Player	Seasons	FG%	FGM	FGA
1. Shane Stewart	1987-90	55.3	26	47
2. Jeremy Bond	1996-99	55.0	22	40
3. Kyle Kruse	2005-08	73.7	28	38
4. Jim Turcotte	1979-82	48.6	17	35
5. Brannon Walls	2006-09	62.5	20	32
Chris Campbell	2010-12	53.1	17	32
7. Danny Powell	1972-73	56.0	14	25
8. Dave Marler	1974-75	29.2	7	24
9. Charley McGinn	1992-93	30.4	7	23
10. Hunter Estess	2012-	50.0	11	22

### CAREER FIELD GOAL PERCENTAGE

Player	Seasons	FGM	FGA	FG%
1. Reggie Hawthorne	1982-84	13	17	76.5
2. Kyle Kruse	2005-08	28	38	73.7
3. Jimbo Thornton	2003	7	10	70.0
4. Brannon Walls	2006-09	20	32	62.5
5. Brad MacNealy	1978-79	12	20	60.0
John Taylor	2004	6	10	60.0
7. Robert Jenkins	1989-92	7	12	58.3
8. Danny Powell	1972-73	14	25	56.0
9. Shane Stewart	1987-90	26	47	55.3
10. Jeremy Bond	1996-99	22	40	55.0

### CAREER EXTRA POINT PERCENTAGE

Player	Seasons	EXPM	EXPA	EXP%
1. Chris Campbell	2010-12	58	59	98.3
2. Chuck May	1985-86	35	36	97.2
3. Brad MacNealy	1978-79	52	54	96.3
4. Jim Turcotte	1979-82	74	77	96.1
5. Shane Stewart	1987-90	110	117	94.0
6. Frank Dyer	1969-70	42	45	93.3
7. Kyle Kruse	2005-08	142	154	92.2
8. Hunter Estess	2012-	34	37	91.9
9. Dale Wallace	2010	31	35	88.6
10. George Fields	1966-67	37	42	88.1

### SINGLE SEASON FIELD GOALS MADE

Player	Season	FG%	FGA	FGM
1. Brannon Walls	2009	61.9	21	13
2. Reggie Hawthorne	1983	100.0	11	11
3. Kyle Kruse	2006	76.9	13	10
4. Kyle Kruse	2007	81.8	11	9
Shane Stewart	1989	81.8	11	9
Brad MacNealy	1979	69.2	13	9
Chuck May	1986	60.0	15	9
Jim Turcotte	1981	60.0	15	9
9. Danny Powell	1972	80.0	10	8
Shane Stewart	1987	57.1	14	8
Hunter Estess	2013	47.1	17	8

### SINGLE SEASON FIELD GOALS ATTEMPTED

Player	Season	FG%	FGM	FGA
1. Brannon Walls	2009	61.9	13	21
2. Dave Marler	1974	38.9	7	18
3. Hunter Estess	2013	47.1	8	17
Chris Campbell	2012	41.2	7	17
5. Chuck May	1986	60.0	9	15
Jim Turcotte	1981	60.0	9	15
Jim Turcotte	1982	40.0	6	15
Danny Powell	1973	40.0	6	15
9. Shane Stewart	1987	57.1	8	14
Jeremy Bond	1999	50.0	7	14
Charley McGinn	1992	35.7	5	14

### SINGLE SEASON FIELD GOAL PERCENTAGE

Player	Season	FGM	FGA	FG%
1. Reggie Hawthorne	1983	11	11	100.0
2. Kyle Kruse	2007	9	11	81.8
Shane Stewart	1989	9	11	81.8
4. Danny Powell	1972	8	10	80.0
5. Jeremy Bond	1998	7	9	77.8
6. Kyle Kruse	2006	10	13	76.9
7. Kyle Kruse	2005	6	8	75.0
8. Dale Wallace	2010	5	7	71.4
9. Jimbo Thornton	2003	7	10	70.0
10. Brad MacNealy	1979	9	13	69.2

### SINGLE SEASON EXTRA POINT PERCENTAGE

Player	Season	EXPM	EXPA	EXP%
1. Chuck May	1986	31	31	100.0
Jim Turcotte	1981	23	23	100.0
Chris Campbell	2012	22	22	100.0
4. Chris Campbell	2011	36	37	97.3
5. Kyle Kruse	2006	35	36	97.2
6. Shane Stewart	1990	34	35	97.1
Jim Turcotte	1982	34	35	97.1
Brad MacNealy	1979	34	35	97.1
9. Kyle Kruse	2005	29	30	96.7
10. Jeremy Bond	1999	26	27	96.3

## PUNTING

### CAREER PUNTS

Player	Seasons	Yards	Avg.	Punts
1. Wally Henry	1985-89	10543	41.0	257
2. Larry Osbrink	1978-81	7875	36.8	214
3. Erskin Wesson	1975-77	6317	39.6	171
4. Robert Andrews	1995-98	6032	36.1	167
5. Mike Henslee	1972-74	5422	37.7	144
6. Frank Dyer	1969-70	4992	40.3	124
7. Wilson Hillman	1999-00	5231	42.5	123
8. Jason Smith	1990-91	4418	38.8	114
9. Jonathan Russell	2005-07	4304	42.2	102
10. Mike Nelson	1993-94	3868	38.7	100

### CAREER PUNT YARDS

Player	Seasons	Punts	Avg.	Yards
1. Wally Henry	1985-89	257	41.0	10543
2. Larry Osbrink	1978-81	214	36.8	7875
3. Erskin Wesson	1975-77	171	39.6	6317
4. Robert Andrews	1995-98	167	36.1	6032
5. Mike Henslee	1972-74	144	37.7	5422
6. Wilson Hillman	1999-00	123	42.5	5231
7. Frank Dyer	1969-70	124	40.3	4992
8. Jason Smith	1990-91	114	38.8	4418
9. Jonathan Russell	2005-07	102	42.2	4304
10. Mike Nelson	1993-94	100	38.7	3868

### CAREER AVERAGE YARDS PER PUNT

Player	Seasons	Punts	Yards	Avg.
1. Matthew Turcotte	2014-	38	1652	43.47
2. Wilson Hillman	1999-00	123	5231	42.53
3. Jonathan Russell	2005-07	102	4304	42.20
4. Jacob Chancellor	2011	60	2489	41.48
5. Wally Henry	1985-89	257	10543	41.02
6. Frank Dyer	1969-70	124	4992	40.26
7. Craig McCraney	2012	61	2450	40.16
8. Luke McAlpin	2000-01	68	2711	39.87
9. Paul Meyerchick	1980-83	54	2149	39.80
10. Jason Smith	1990-91	114	4418	38.75

### SINGLE SEASON PUNTS

Player	Season	Yards	Avg.	Punts
1. Wally Henry	1989	3082	40.6	76
2. Erskin Wesson	1976	2688	37.3	72
3. Wally Henry	1988	2929	41.3	71
Will Parker	2003	2814	39.6	71
5. Luke McAlpin	2001	2711	39.9	68
6. Ben Buckley	2002	2393	36.3	66
Caleb Michaelson	2004	2341	35.5	66
8. Frank Dyer	1970	2488	38.9	64
9. Wilson Hillman	2000	2671	43.1	62
Jason Smith	1990	2318	37.4	62

### SINGLE SEASON PUNT YARDS

Player	Season	Punts	Avg.	Yards
1. Wally Henry	1989	76	40.6	3082
2. Wally Henry	1988	71	41.3	2929
3. Will Parker	2003	71	39.6	2814
4. Luke McAlpin	2001	69	38.9	2711
5. Erskin Wesson	1976	72	37.3	2688
6. Wilson Hillman	2000	62	43.1	2671
7. Wilson Hillman	1999	61	42.0	2560
8. Frank Dyer	1969	60	41.7	2504
9. Jacob Chancellor	2011	60	41.5	2489
10. Frank Dyer	1970	64	38.9	2488

### SINGLE SEASON AVERAGE YARDS PER PUNT

Player	Season	Punts	Yards	Avg.
1. Matthew Turcotte	2014	38	1652	43.47
2. Wilson Hillman	2000	62	2671	43.08
3. Jonathan Russell	2005	57	2421	42.47
4. Wally Henry	1985	52	2192	42.15
5. Wilson Hillman	1999	61	2560	41.97
6. Robert Andrews	1998	47	1968	41.87
7. Jonathan Russell	2007	45	1883	41.84
8. Frank Dyer	1969	60	2504	41.73
9. Jacob Chancellor	2011	60	2489	41.48
10. Wally Henry	1988	71	2929	41.25

# MISSISSIPPI COLLEGE FOOTBALL INDIVIDUAL RECORDS

## PUNT RETURNS

### CAREER AVERAGE YARDS PER PUNT RETURN

Player	Seasons	Ret.	Yards	Avg.
1. Charles Garrett	1961-62	28	433	15.46
2. Dusty Coleman	2004-07	26	374	14.38
3. Michael Fields	1984-85	50	695	13.90
4. Miguel Callier	1991-92	48	665	13.85
5. Benn Sanford	1992-93	33	355	10.76
6. Donnie Ashley	1994	24	250	10.42
7. Jimmy Dottolo	1996-99	35	338	9.66
8. Michael Kincaid	1979-82	78	736	9.44

### CAREER PUNT RETURN YARDS

Player	Seasons	Ret.	Avg.	Yards
1. Michael Kincaid	1979-82	78	9.4	736
2. Robert Hill	1972-75	90	8.0	716
3. Michael Fields	1984-85	50	13.9	695
4. Miguel Callier	1991-92	48	13.9	665
5. Robert Hudson	1974-78	69	6.8	471
6. Donnie Milloy	1986-89	62	7.1	439
7. Charles Garrett	1961-62	28	15.5	433
8. Dusty Coleman	2004-07	26	14.4	374

### CAREER PUNT RETURNS

Player	Seasons	Yards	Avg.	Ret.
1. Robert Hill	1972-75	716	8.0	90
2. Michael Kincaid	1979-82	736	9.4	78
3. Robert Hudson	1974-78	471	6.8	69
4. Donnie Milloy	1986-89	439	7.1	62
5. Michael Fields	1984-85	695	13.9	50
6. Gabe Ferritta	2001-04	277	5.5	50
7. Miguel Callier	1991-92	665	13.9	48
8. Larry McMurtry	1974-77	123	3.2	38

### CAREER PUNT RETURN TOUCHDOWNS

Player	Seasons	Returns	Yards	TD
1. Michael Fields	1984-85	50	695	4
2. Michael Kincaid	1979-82	78	736	3

### SINGLE SEASON AVERAGE YARDS PER PUNT RETURN

Player	Season	Ret.	Yards	Avg.
1. Michael Fields	1984	23	487	21.17
2. Charles Garrett	1961	11	220	20.00
3. Miguel Callier	1991	34	551	16.21
4. Michael Kincaid	1981	15	219	14.60
5. Charles Garrett	1962	17	213	12.53
6. Dusty Coleman	2007	18	224	12.44
7. Benn Sanford	1993	25	293	11.72
8. Robert Hill	1974	11	126	11.45

### SINGLE SEASON PUNT RETURN YARDS

Player	Season	Ret.	Avg.	Yards
1. Miguel Callier	1991	34	16.2	551
2. Michael Fields	1984	23	21.2	487
3. Michael Kincaid	1982	27	17.5	298
4. Benn Sanford	1993	25	11.7	293
5. Robert Hill	1975	33	8.5	280
Donnie Milloy	1989	39	7.2	280
7. Donnie Ashley	1994	24	10.4	250
8. Travis Eldridge	1968	24	10.0	240

### SINGLE SEASON PUNT RETURNS

Player	Season	Yards	Avg.	Ret.
1. Donnie Milloy	1989	280	7.2	39
2. Miguel Callier	1991	551	16.2	34
3. Robert Hill	1975	280	8.5	33
Robert Hudson	1978	219	6.6	33
5. Jimmy Herzog	1990	216	7.4	29
6. Michael Kincaid	1982	298	11.0	27
Michael Fields	1985	208	7.7	27
Robert Hudson	1977	190	7.0	27

### CAREER PUNT RETURN TOUCHDOWNS

Player	Season	Returns	Yards	TD
1. Michael Fields	1984	23	487	4

## KICK RETURNS

### CAREER AVERAGE YARDS PER KICK RETURN

Player	Seasons	Ret.	Yards	Avg.
1. Bryan Chrislip	1995-96	33	831	25.18
2. Travis Eldridge	1967-70	48	1136	23.67
3. Fred McAfee	1987-90	53	1253	23.64
4. Michael Kincaid	1979-82	64	1494	23.34
Corey Laidlaw	2007-08	29	677	23.34
6. Nathaniel Bolton	1987-90	30	696	23.20
7. Michael Fields	1984-85	37	849	22.95
8. Austin Divinity	2009-10	32	697	21.78

### CAREER KICK RETURN YARDS

Player	Seasons	Ret.	Avg.	Yards
1. Michael Kincaid	1979-82	64	23.3	1494
2. Fred McAfee	1987-90	53	23.6	1253
3. Travis Eldridge	1967-70	48	23.7	1136
Vince Glover	1991-94	61	18.6	1136
5. John Whitehead	2001-03	53	20.1	1063
6. Charmer Moore	2003-06	51	17.9	915
7. DeNarius Thomas	1998-01	41	21.7	888
8. Michael Fields	1984-85	37	23.0	849

### CAREER KICK RETURNS

Player	Seasons	Yards	Avg.	Ret.
1. Michael Kincaid	1979-82	1494	23.3	64
2. Vince Glover	1991-94	1136	18.6	61
3. Fred McAfee	1987-90	1253	23.6	53
John Whitehead	2001-03	1063	20.1	53
5. Charmer Moore	2003-06	915	17.9	51
6. Travis Eldridge	1967-70	1136	23.7	48
7. DeNarius Thomas	1998-01	888	21.7	41
8. Calvin Howard	1977-79	794	19.9	40

### CAREER KICK RETURN TOUCHDOWNS

Player	Seasons	Ret.	Yards	TD
1. Michael Fields	1984-85	37	849	2

### SINGLE SEASON AVERAGE YARDS PER KICK RETURN

Player	Season	Ret.	Yards	Avg.
1. Bryan Chrislip	1996	18	532	29.56
2. Michael Kincaid	1981	20	579	28.95
3. Nathaniel Bolton	1987	13	359	27.62
4. Travis Eldridge	1969	20	539	26.95
5. Fred McAfee	1989	16	428	26.75
6. Matt Murphy	1998	15	392	26.13
7. Travis Eldridge	1968	15	390	26.00
8. Fred McAfee	1990	18	466	25.89

### SINGLE SEASON KICK RETURN YARDS

Player	Season	Ret.	Avg.	Yards
1. Austin Divinity	2009	28	21.3	597
2. Michael Kincaid	1982	24	24.2	581
3. Michael Kincaid	1981	20	29.0	579
4. Michael Fields	1985	24	23.3	560
5. Adrian Cerrato	2013	26	21.5	558
6. Travis Eldridge	1969	20	27.0	539
7. Charmer Moore	2006	28	19.1	536
8. Bryan Chrislip	1996	18	29.6	532

### SINGLE SEASON KICK RETURNS

Player	Season	Yards	Avg.	Ret.
1. Austin Divinity	2009	597	21.3	28
Charmer Moore	2006	536	19.1	28
3. Adrian Cerrato	2013	558	21.5	26
Josh Johnson	2011	517	19.9	26
5. Michael Kincaid	1982	581	24.2	24
Michael Fields	1985	560	23.3	24
Chris Ingram	2014	428	17.8	24
8. John Whitehead	2003	452	19.7	23

### SINGLE SEASON KICK RETURN TOUCHDOWNS

Player	Season	Ret.	Yards	TD
1. Michael Fields	1985	24	560	2

## INTERCEPTIONS

### CAREER INTERCEPTIONS

Player	Seasons	Yards	Avg.	INT
1. Paul Meyerchick	1980-83	137	8.6	16
2. James Green	1987-90	306	20.4	15
Robert Hudson	1974-78	219	14.6	15
4. David Darden	1983-86	249	17.8	14
5. Ryne Davison	2005-08	65	5.0	13
6. Shinall Conway	1987-90	201	18.3	11
Robert Street	1970-73	149	13.5	11
Mike Meurrier	1996-99	117	10.6	11
9. Bruce Howell	1981-84	137	13.7	10
Larry McMurtry	1974-77	127	12.7	10
Dale Hewett	1968-69	47	4.7	10

### CAREER INTERCEPTION RETURN YARDS

Player	Seasons	INT	Avg.	Yards
1. James Green	1987-90	15	20.4	306
2. David Darden	1983-86	14	17.8	249
3. Robert Hudson	1974-78	15	14.6	219
4. Shinall Conway	1987-90	11	18.3	201
5. Metric Thompson	1989-92	8	23.6	189
6. Donnie Milloy	1986-89	9	20.8	187
7. Craig Kennedy	1975-77	9	19.4	175
8. Jeremy Jones	1996-99	8	20.3	162
Bobby Hathorn	1988-89	8	20.3	162
10. Wayne Thornton	1966-67	7	21.7	152

### CAREER INTERCEPTION RETURN TOUCHDOWNS

Player	Seasons	INT	Yards	TD
1. Robert Hudson	1974-78	15	219	3
Shinall Conway	1987-90	11	201	3
Craig Kennedy	1975-77	9	175	3
4. Robert Street	1970-73	11	149	2
Mike Meurrier	1996-99	11	117	2
Donnie Milloy	1986-89	9	187	2
Metric Thompson	1989-92	8	189	2
Brian Richardson	1989-94	8	135	2
Hunter Clark	2007	3	115	2
10. Several Tied at				1

### SINGLE SEASON INTERCEPTIONS

Player	Season	Yards	Avg.	INT
1. Brian Richardson	1989	135	19.3	7
Paul Meyerchick	1981	55	7.9	7
Dale Hewett	1968	47	6.7	7
Buster McVey	1969	17	2.4	7
5. Donnie Milloy	1988	144	24.0	6
Robert Street	1972	128	21.3	6
David Darden	1985	114	19.0	6
David Darden	1986	103	17.2	6
Keith Rowell	1979	70	11.7	6
Ryne Davison	2005	2	0.3	6

### SINGLE SEASON INTERCEPTION RETURN YARDS

Player	Season	INT	Avg.	Yards
1. Donnie Milloy	1988	6	24.0	144
2. Craig Kennedy	1976	4	35.5	142
3. Shinall Conway	1987	4	34.8	139
4. Brian Richardson	1989	7	19.3	135
5. Robert Street	1972	6	21.3	128
6. John Whitehead	2002	4	30.3	121
7. James Green	1990	4	29.3	117
8. Hunter Clark	2007	3	38.3	115
9. David Darden	1985	6	19.0	114
10. Glenn Smith	1965	4	28.0	112

### SINGLE SEASON INT RETURN TOUCHDOWNS

Player	Season	INT	Yards	TD
1. Craig Kennedy	1976	4	142	3
2. Robert Street	1972	6	128	2
Hunter Clark	2007	3	115	2
Brian Richardson	1989	7	135	2
Shinall Conway	1990	4	35	2
Robert Hudson	1976	5	72	2
Donnie Milloy	1988	6	144	2
8. Several Tied at				1

# MISSISSIPPI COLLEGE FOOTBALL INDIVIDUAL RECORDS

## DEFENSE

### CAREER TACKLES

Player	Seasons	UA	Ast.	Total
1. Roderick Magee	1988-91	205	220	425
2. Richard Myers	1990-93	220	177	397
3. Terry Fleming	1985-89	210	144	354
4. Bryan Madden	1999-02	108	216	324
5. Shinall Conway	1987-90	164	158	322
6. Kyle Fulcher	1995-97	148	162	310
7. Jerome Hemphill	1982-85	154	148	302
8. Benny Hughes	1981-85	150	150	300
9. Bruce Poole	1986-89	128	159	287
10. John Knox	1987-90	142	136	278

### CAREER UNASSISTED TACKLES

Player	Seasons	Total	Ast.	UA
1. Richard Myers	1990-93	397	177	220
2. Terry Fleming	1985-89	354	144	210
3. Elbert Lyles	1978-80	270	61	209
4. Roderick Magee	1988-81	425	220	205
5. Dennis Cato	1978-80	260	67	193
6. Shinall Conway	1987-90	322	158	164
7. Jerome Hemphill	1982-85	302	148	154
8. Benny Hughes	1981-85	300	150	150
9. Kyle Fulcher	1995-97	310	162	148
10. Warren Conway	1979-82	245	101	144

### CAREER ASSISTED TACKLES

Player	Seasons	Total	UA	Ast.
1. Roderick Magee	1988-91	425	205	220
2. Bryan Madden	1999-02	324	108	216
3. Richard Myers	1990-93	397	220	177
4. Kyle Fulcher	1995-97	310	148	162
5. Bruce Poole	1986-89	287	128	159
6. Shinall Conway	1987-90	322	164	158
7. Benny Hughes	1981-85	300	150	150
8. Mike McKelvey	1997-00	234	84	150
9. Jerome Hemphill	1982-85	302	154	148
10. Darrell Hopkins	1984-87	249	103	146

### CAREER TACKLES FOR LOSS

Player	Seasons	Sacks	TFL
1. Terry Fleming	1985-89	31.0	73.0
2. Earl Conway	1982-85	24.0	49.0
3. Terrance James	1988-92	28.0	45.0
4. Bruce Poole	1986-89	24.0	45.0
5. Bryant Shaw	1996-99	11.0	43.0
6. Bryan Madden	1999-02	9.0	41.5
7. Danny Bachman	1986-89	16.0	41.0
8. Richard Myers	1990-93	8.0	41.0
9. David Dart	1996-99	14.5	40.5
10. Brannon Willisson	2005-08	14.5	33.0
11. Michael Goodin	2001-03	9.0	33.0

### CAREER QUARTERBACK SACKS

Player	Seasons	TFL	Sacks
1. Terry Fleming	1985-89	73.0	31.0
2. Terrance James	1988-92	45.0	28.0
3. Earl Conway	1982-85	49.0	24.0
4. Bruce Poole	1986-89	45.0	24.0
5. Danny Bachman	1986-89	41.0	16.0
6. Nolan Willisson	2007-10	29.5	16.0
7. Javaris Peoples	2003-06	25.0	16.0
8. David Dart	1996-99	40.5	14.5
9. Brannon Willisson	2005-08	33.0	14.5
10. Ricky Barner	1986-87	25.0	13.0
11. Milton Magee	1987-90	22.0	13.0

### CAREER PASS BREAKUPS

Player	Seasons	INT	PBU
1. Mike Meurrier	1996-99	11	35
2. Ryne Davison	2005-08	13	29
3. Jonathan McMillan	1998-01	5	27
4. Jeremy Jones	1996-99	8	24
5. Jarrad Craine	2010-11	5	23
6. James Green	1987-90	15	22
7. Chey Stringer	1995-96	3	21
8. Jimmy Sampson	2006-09	2	20
9. Devon James	2006-07	2	16
10. Terry Fleming	1985-89	0	16

### SINGLE SEASON TACKLES

Player	Season	UA	Ast.	Total
1. Roderick Magee	1991	68	65	133
2. John Knox	1990	73	54	127
3. Jake Weddle	2013	66	59	125
4. Richard Myers	1991	71	50	121
5. Roderick Magee	1989	45	76	121
6. Pedro Nelson	1991	65	55	120
7. Kyle Fulcher	1997	47	69	116
8. Terry Fleming	1989	60	50	110
9. Bryan Madden	2002	29	81	110
10. Ralph Ashley	1979	77	32	109

### SINGLE SEASON UNASSISTED TACKLES

Player	Season	Total	Ast.	UA
1. Elbert Lyles	1978	104	23	81
2. Ralph Ashley	1979	109	32	77
3. Dennis Cato	1979	107	30	77
4. David Virgil	1978	99	25	74
5. John Knox	1990	127	54	73
6. Richard Myers	1991	121	50	71
7. Roderick Magee	1991	133	65	68
8. J.B. Brown	1978	99	31	68
9. Jake Weddle	2013	125	59	66
10. Elbert Lyles	1979	89	23	66

### SINGLE SEASON ASSISTED TACKLES

Player	Season	Total	UA	Ast.
1. Bryan Madden	2002	110	29	81
2. Roderick Magee	1989	121	45	76
3. Darrell Hopkins	1987	102	29	73
4. Kyle Fulcher	1997	116	47	69
5. Mike McKelvey	2000	95	28	67
6. Roderick Magee	1991	133	68	65
7. Jake Weddle	2013	125	66	59
8. Bryan Madden	2000	84	25	59
9. Metric Thompson	1991	107	51	56
10. Pedro Nelson	1991	120	65	55
11. Bryan Madden	2001	92	37	55
12. Bruce Poole	1987	79	24	55

### SINGLE SEASON TACKLES FOR LOSS

Player	Season	Sacks	TFL
1. Bryant Shaw	1999	4.0	24.0
2. Terry Fleming	1989	11.0	23.0
3. Earl Conway	1984	8.0	23.0
4. Terry Fleming	1988	10.0	20.0
5. David Smith	1994	4.0	20.0
6. David Dart	1999	5.5	19.5
7. Blake Rowell	2011	5.0	19.5
8. Earl Conway	1985	11.0	19.0
9. Ricky Barner	1987	10.0	19.0
10. Bruce Poole	1989	8.0	19.0

### SINGLE SEASON QUARTERBACK SACKS

Player	Season	TFL	Sacks
1. Terry Fleming	1989	23.0	11.0
2. Earl Conway	1985	19.0	11.0
3. Terrance James	1990	15.0	11.0
4. Terry Fleming	1988	20.0	10.0
5. Ricky Barner	1987	19.0	10.0
6. Bruce Poole	1988	16.0	10.0
7. Bruce Poole	1989	19.0	8.0
8. Terrance James	1991	16.0	8.0
9. Brannon Willisson	2007	15.5	8.0
10. Jaryrn Bingham	2011	13.5	8.0

### SINGLE SEASON PASS BREAKUPS

Player	Season	INT	PBU
1. Jarrad Craine	2011	4	17
2. Devon James	2007	1	16
3. Jonathan McMillan	2001	2	15
4. Chey Stringer	1996	2	15
5. Mike Meurrier	1999	2	14
6. Mike Meurrier	1997	3	12
7. Neal Warren	1996	2	12
8. Keith Villafranco	2012	5	11
9. Bryan Chrislip	1996	0	11
10. Ryne Davison	2007	2	10
11. Jeremy Jones	1998	2	10
12. Bruce Howell	1983	1	10
13. Jimmy Sampson	2007	0	10

