



MISSISSIPPI COLLEGE

2015 FOOTBALL GAME NOTES

GAME SEVEN <<< OCT. 24, 2015 <<< 3:00 PM <<< CLINTON, MISS. <<< ROBINSON-HALE STADIUM

MISSISSIPPI COLLEGE (2-4) VS. FLORIDA TECH (4-3)

THE MATCHUP

MISSISSIPPI COLLEGE

VS

FLORIDA TECH



THE BASICS

Head Coach: John Bland
(Arkansas, 1989)
Career Record: 78-39 (10 Yr)
MC Record: 3-13 (1 Yr)

Head Coach: Steve Englehart
(Indiana State, 1999)
Career Record: 41-29 (6 Yr)
FIT Record: 15-15 (2 Yr)

Record: 2-4, 0-3 GSC
Rank: NR
Points/Gm: 25.0
Points All./Gm: 29.0
Rush Yds/Gm: 214.2
Rush TD's: 15
Pass Yds/Gm: 81.7
Pass TD's: 5
Total Off./Gm: 295.8
Total Def./Gm: 406.0

Record: 4-3, 2-1 GSC
AFCA / D2FB Rank: RV / NA
Points/Gm: 32.7
Points All./Gm: 24.4
Rush Yds/Gm: 178.1
Rush TD's: 12
Pass Yds/Gm: 286.6
Pass TD's: 15
Total Off./Gm: 464.7
Total Def./Gm: 354.1

ACTIVE STATISTICAL LEADERS

RUSHING
#3 Chris Ingram
(58-336, 5.8 ypc, 2 TD)
PASSING
#7 Kyle Smith
(24-47, 391 yds, 51.1%
5 TD, 0 INT, 65.2 ypg)
RECEIVING
#6 Marcel Newson
(18-262, 5 TD, 43.7 ypg)
DEFENSE
#39 Mike Hall
(32 tkls, 20 solo, 1 FF, 1 PBU)

RUSHING
#28 Trevor Sand
(68-504, 7.4 ypc, 3 TD)
PASSING
#14 Mark Cato
(77-140, 1295 yds, 55.0%
12 TD, 8 INT, 215.8 ypg)
RECEIVING
#1 T.J. Lowder
(33-444, 4 TD, 63.4 ypg)
DEFENSE
#30 Chris Stapleton
(56 tkls, 31 solo, 5 TFL, 1 FF)

INSIDE THE SERIES

Overall FIT Leads, 1-0
In Clinton First Meeting
In Melbourne FIT Leads, 1-0
Current Break L1 (2014-)

Last Meeting
FIT def. MC, 44-9 (10/25/14)

Last Meeting in Clinton
First Meeting

Last MC Win in the Series
N/A

MC All-Time Record:
480-426-36

ATHLETICS COMMUNICATIONS STAFF

David Nichols Assistant Athletic Director for Athletic Communications Phone: 601-925-3234 EMail: Nichols@mc.edu
Kyle Lewis Assistant Sports Information Director Phone: 601-925-7890 EMail: KLewis1@mc.edu
Christy Wyne Sports Information Graduate Assistant Phone: 601-925-3234 EMail: Wyne@mc.edu

GAME PREVIEW

This will be the 2nd all-time meeting between Mississippi College and Florida Tech with the Panthers picking up a 44-9 win in Melbourne last season. Reggie Bennett posted a career-high 18 tackles for the Choctaws in defeat.

The Choctaws are coming off a 34-7 loss at Valdosta State that saw them have several chances in the first half to take a lead. Senior Chris Ingram rushed for 82 yards and a touchdown. The defense forced two missed field goals in the first half and held VSU to 160 rushing yards in the game.

The Panthers picked up a 34-7 non-conference win over Fort Valley State last weekend and have won three straight overall with GSC victories over Delta State and West Alabama. FIT recorded 11 tackles for loss and four sacks and Antwan Haynes returned a punt 76 yards for a touchdown.

Ingram leads MC with 336 rushing yards, averaging 5.8 yards per carry with two touchdowns. The Choctaws average over 214 rushing yards per game and have 15 rushing scores from nine different players.

Freshman Mike Hall leads the team with 32 tackles, including 20 solo stops. Junior Carl Rainey Jr. has led the team in tackles over the last two games, while junior JaQarius Scott has a team-high 3.5 tackles for loss this season.

The Panthers are led by sophomore quarterback Mark Cato, who was named the GSC Freshman of the Year and a USA College Football Freshman All-American. He has passed for 1,295 yards and 12 touchdowns in six games this season.

Chris Stapleton leads the Panthers with 56 tackles, while J.J. Sanders has a team-high 11 tackles for loss with four sacks.

APPROACHING MILESTONES

Senior running back Chris Ingram has rushed for 905 yards on 199 carries with seven touchdowns in his two seasons as a Choctaw. Ingram is creeping up the charts in rushing yards and attempts. Here's a look at his progress:

RUSHING YARDS

30. Derrick Caples (2001-02)	1,008
31. Shadrick McAfee (1994-95)	960
32. Bruce Wilson (1983-85)	934
33. Chris Ingram (2014-15)	905

RUSHING ATTEMPTS

36. Desmond Mays (2008)	216
37. David Glisson (1997)	214
38. Jeremy Chrislip (1993-96)	200
39. Chris Ingram (2014-15)	199

GSC SCHEDULE

THURSDAY, OCTOBER 22ND
Valdosta State at Shorter 7:30 pm

SATURDAY, OCTOBER 24TH
North Alabama at West Georgia 2:00 pm
Florida Tech at Mississippi College 3:00 pm
West Alabama at Delta State 6:00 pm

2015 SCHEDULE & RECORD

OVERALL RECORD	2-4
GSC	0-3
NON-CONFERENCE	2-1
HOME	2-1
AWAY	0-3

THE SCHEDULE

Date	Opponent	Time/Result
Sep. 5	Texas College	W, 61-6
Sep. 12	at #13 North Alabama* [^]	L, 17-34
Sep. 19	Belhaven	W, 42-21
Sep. 26	at McNeese State	L, 0-37
Oct. 3	Shorter*	L, 23-42
Oct. 17	at Valdosta State*	L, 7-34
Oct. 24	Florida Tech* (HC)	3:00 pm
Oct. 31	West Georgia*	3:00 pm
Nov. 7	at West Alabama*	2:00 pm
Nov. 14	Delta State* [^]	3:00 pm

* Gulf South Conference Game
[^] Game on GSC-TV and ESPN3
(HC) Homecoming
All Times Central

ONE MORE YEAR

On September 6, 2013, the NCAA Membership Committee overturned an earlier decision to pave the way for acceptance into the Division II membership process for Mississippi College. With the ruling, MC will head back to the Gulf South Conference, a league they belonged to from 1972-1995. MC will not immediately be eligible for NCAA championships in Division II, going through two years of candidacy period (2013-15) and one year of provisional membership (2015-16). On July 17, 2015, Mississippi College was notified that they will advance to the provisional membership year and are one year away from full membership. The Choctaws will be a full member of Division II and the Gulf South Conference beginning with the 2016-17 academic year.

"This is a great day for Mississippi College athletics. Words cannot express how appreciative I am of the hard work of our staff, as well as the MC administration. This is a true testament to the quality of people we have working at this fine institution." - Athletic Director Mike Jones (7/17/15)

GSC STANDINGS

SCHOOL	GSC	CPct.	Overall	Pct.	HOME	AWAY
West Georgia #2	3-0	1.000	7-0	1.000	4-0	3-0
North Alabama #13	3-0	1.000	5-1	0.833	3-0	1-1
Florida Tech	2-1	0.667	4-3	0.571	2-1	2-2
Delta State #22	1-2	0.333	5-2	0.714	3-2	2-0
West Alabama	1-2	0.333	5-2	0.714	3-1	2-1
Valdosta State	1-2	0.333	4-2	0.667	2-1	1-1
Shorter	1-2	0.333	2-4	0.333	0-1	2-3
Mississippi College [^]	0-3	0.000	2-4	0.333	2-1	0-3

National Rankings are from the AFCA

FOLLOW US



@ChoctawSports
@GoChoctawsFB



ChoctawSports



@ChoctawSports



ChoctawSports

MISSISSIPPI COLLEGE QUICK FACTS

School	Mississippi College
Location	Clinton, MS 39058
Founded	1826
Enrollment	5,008
Nickname	Choctaws
School Colors	Navy Blue and Old Gold
Stadium	Robinson-Hale Stadium
Capacity	8,500
Surface	EnviroMax by EnviroTurf
Affiliation	NCAA DII
Conference	Gulf South Conference
President	Dr. Lee G. Royce
Athletic Director	Mike Jones
Senior Woman's Administrator	Susan Musselwhite
Faculty Athletic Representative	Dr. Tom Williams
School Website	www.mc.edu
Athletics Website	www.gochoctaws.com
Athletic Dept. Phone	601-925-3341

MC ATHLETICS COMMUNICATIONS

Assistant A.D. for Athletic Communications	David Nichols
E-Mail	Nichols@mc.edu
Office Phone	601-925-3234
Cell Phone	769-798-7143
SID Fax	601-925-3344
Assistant Sports Information Director	Kyle Lewis
Assistant E-Mail	KLewis1@mc.edu
Graduate Assistant	Christy Wyne
Graduate Assistant E-Mail	Wyne@mc.edu
SID Mailing Address	200 S. Capitol St. Clinton, MS 39056
Twitter	@ChoctawSports
Instagram	@ChoctawSports
Facebook	ChoctawSports
YouTube	youtube.com/gochoctaws

MEDIA INFORMATION

INTERVIEW REQUESTS

To request an interview with Coach Bland or any assistant coaches, do so by contacting the SID via email or by phone at 601-925-3234. Coaches are available to the media but not during practice. Once practice is completed, all requests can be filled.

On Choctaw game days, coaches and players are available following a ten minute cooling off period. No interviews can be conducted on game days prior to the game.

Phone interviews with players and coaches are also possible by contacting the SID. The best time to request a player or coach for a phone interview is in the morning.

OFFICE OF ATHLETIC COMMUNICATIONS

The Mississippi College Office of Athletic Communications and Sports Information is located in the Moody Adams Field House, adjacent to Robinson-Hale Stadium.

MESSAGE TO THE MEDIA

We hope that this publication is useful to you as you cover Mississippi College football this season. All efforts have been made to include information within these pages that you might find useful in covering the Choctaws.

If further information is needed then please don't hesitate to contact me directly so that request can be made.

Also be aware that all Choctaw home games and most MC home athletic events are digitally photographed, and photographs are immediately available upon request.

We appreciate all of your efforts to cover the Choctaws and we look forward to working with you this season.

Sincerely,

David Nichols, Assistant Athletic Director for Athletic Communications and Sports Information

MEDIA SERVICES

Pre-game notes or media guides are available upon request. Game notes are released electronically on the Mississippi College website, periodically. They are also distributed to the media through email.

CREDENTIAL REQUESTS

To request a credential or interview, do so by contacting the SID via email (nichols@mc.edu) or by phone at 601-925-3234. Credentials must be requested 24 hours in advance.

2015 MISSISSIPPI COLLEGE FOOTBALL SCHEDULE

DATE	OPPONENT	SITE	TIME	SERIES
SEPT. 5	 TEXAS COLLEGE STEERS	CLINTON, MISS. Robinson-Hale Stadium	7:00 pm	First Meeting
SEPT. 12	 NORTH ALABAMA LIONS	FLORENCE, ALA. Braly Municipal Stadium	6:00 pm	UNA Leads 15-14-2
SEPT. 19	 BELHAVEN BLAZERS	CLINTON, MISS. Robinson-Hale Stadium	7:00 pm	MC Leads 3-2
SEPT. 26	 MCNEESE STATE COWBOYS	LAKE CHARLES, LA. Cowboy Stadium	6:00 pm	MSU Leads 2-0
OCT. 3	 SHORTER HAWKS	CLINTON, MISS. Robinson-Hale Stadium	7:00 pm	SU Leads 1-0
OCT. 17	 VALDOSTA STATE BLAZERS	VALDOSTA, GA. Bazemore-Hyder Stadium	1:00 pm	MC leads 8-6-1
OCT. 24	 FLORIDA TECH PANTHERS	CLINTON, MISS. Robinson-Hale Stadium	3:00 pm	FIT Leads 1-0
OCT. 31	 WEST GEORGIA WOLVES	CLINTON, MISS. Robinson-Hale Stadium	3:00 pm	MC Leads 8-5
NOV. 7	 WEST ALABAMA TIGERS	LIVINGSTON, ALA. Tiger Stadium	2:00 pm	UWA Leads 20-19-2
NOV. 14	 DELTA STATE STATESMEN	CLINTON, MISS. Robinson-Hale Stadium	3:00 pm	DSU leads 18-15-2

ON THIS DATE (OCTOBER 24TH)

Mississippi College football is 3-8-1 all-time on October 24th in their 103-year history. Check out the results:

October 24, 1925	vs. Millsaps	L	0-6
October 24, 1931	vs. Loyola (LA)	L	4-13
October 24, 1936	vs. Millsaps	L	0-7
October 24, 1953	vs. Millsaps	W	20-19
October 24, 1954	vs. Millsaps	L	6-13
October 24, 1960	SEWANEE	T	14-14
October 24, 1970	at Samford	L	13-21
October 24, 1981	TENNESSEE-MARTIN	L	28-29
October 24, 1987	LIVINGSTON	L	7-8
October 24, 1992	TEXAS A&I	W	37-33
October 24, 1998	at McMurry	L	10-31
October 24, 2009	at East Texas Baptist	W	26-7

AGAINST TEAMS FROM THE STATE

The Choctaws are 7-10-2 all-time against 9 schools from the State of Florida. Check out the results:

Florida	0-1-1	.250	Stetson	3-2-1	.583
Florida Southern	1-0	1.000	Tampa	0-1	.000
Florida State	0-3	.000	Univ. of Faith	1-0	1.000
Florida Tech	0-1	.000	Webber International	1-1	.500
Pensacola Navy	1-1	.500	Totals (19 Games)	7-10-2	.421

TOUGHEST LEAGUE IN THE NATION

The Gulf South Conference is one of the toughest leagues in all of NCAA Division II year after year. In 2014, four teams from the league qualified for the 32-team national tournament with West Georgia advancing to the semi-finals after finishing 3rd in the final conference standings.

In 2015, UWG (#2), North Alabama (#13), Delta State (#22) and Valdosta State (RV) are ranked by the American Football Coaches Association. In the D2Football.com poll, West Georgia (#2), UNA (#11), DSU (#17) and Valdosta State (#25) are all ranked.

NCAA RANKINGS

Each week, the National Christian College Athletic Association releases a weekly report with national rankings, previous results and the upcoming schedule. The rankings are based on a Massey rating.

Rank	School	Record	Last Week
1.	North Greenville University (NC)	5-2	1
2.	Shorter University (GA)	2-4	2
3.	Chowan University (NC)	4-3	3
4.	Campbellsville University (KY)	5-2	4
5.	Point University (GA)	6-2	6
6.	MISSISSIPPI COLLEGE	2-4	5
7.	McMurry University (TX)	3-4	7
8.	Oklahoma Baptist University	2-5	8
9.	SW Assemblies of God (TX)	5-2	9
10.	Warner University (FL)	2-5	10
11.	Belhaven University (MS)	1-6	14
12.	Kentucky Christian University	0-7	11
13.	Bluefield College (VA)	0-7	13
14.	Trinity International University (IL)	2-5	12
15.	University of Northwestern (MN)	5-2	15
16.	Greenville College (IL)	2-5	16
17.	Trinity Bible College (ND)	0-6	17
18.	Marantha Baptist University (WI)	1-5	18

This Week's Games (Oct. 24, 2015)

Valdosta State University @ Shorter University (Oct. 22)

Belhaven University @ East Texas Baptist University

The Apprentice School @ Bluefield College

Cumberland University @ Campbellsville University

Elizabeth City State University @ Chowan University

Greenville College @ Martin Luther

Kentucky Christian University @ Union College

McMurry University @ Sul Ross State University

Florida Tech @ Mississippi College

University of God's Chosen @ North Greenville University

Southwestern @ Oklahoma Baptist University

Southeastern University @ Point University

Wayland Baptist University @ SW Assemblies of God

Trinity Bible College @ Finlandia University

Trinity International University @ Saint Xavier

Westminster College @ University of Northwestern

Warner University @ University of San Diego

2015 STATISTICS COMPARISON

MC	OPPONENT	CATEGORY	FIT	OPPONENT
25.0	29.0	Scoring	32.7	24.4
14.3	22.5	First Downs/Gm	23.1	20.3
214.2	197.2	Rushing Yards/Gm	178.1	164.3
15	12	Rushing TD's	12	9
81.7	208.8	Passing Yards/Gm	286.6	189.9
5	11	Passing TD's	15	8
295.8	406.0	Total Offense/Gm	464.7	354.1
19.5	18.7	Kick Return Avg	24.8	22.3
23.0	7.1	Punt Return Avg	9.1	7.8
9-4	16-7	Fumbles-Lost	22-10	16-12
33-48.7	36-49.7	Penalties-Yards/Gm	67-95.1	74-102.9
34.5	32.1	Net Punt Avg	35.4	36.0
30:08	29:52	Time of Possession	28:01	31:59
26-75 (35%)	26-76 (34%)	3rd Down Pct	44-101 (44%)	34-108 (31%)
5-10 (50%)	16-23 (70%)	4th Down Pct	3-8 (38%)	6-11 (55%)
4-21	6-37	Sacks-Yards	13-99	11-93
20	24	Touchdowns Scored	30	21
4-4	3-6	Field Goals-Attempts	6-11	8-11
17-20 (85%)	17-23 (74%)	Red Zone Scores	20-26 (77%)	21-30 (70%)
14-20 (70%)	16-23 (70%)	Red Zone Touchdowns	15-26 (58%)	13-30 (43%)

2015 INDIVIDUAL STATISTICS

MISSISSIPPI COLLEGE

Rushing	Att.	Yds.	Avg.	TD	Lg	Avg/G
Chris Ingram	58	336	5.8	2	34	56.0
Kyle Smith	86	314	3.7	2	44	52.3
Raymond Cotton	24	207	8.6	3	51	51.8
Walker Meadows	37	81	2.2	0	10	20.2

Passing	Comp.	Att.	Pct.	Yds.	Lg	TD/Int.
Kyle Smith	24	47	51.1	391	73	5/0
Walker Meadows	12	19	63.2	89	15	0/2

Receiving	Rec.	Yds.	Avg.	TD	Lg	Avg/G
Marcel Newson	18	262	14.6	5	73	43.7
Josh Dixon	6	65	10.8	0	31	10.8
Rashad Turner	4	67	16.8	0	35	11.2
James Banks	3	28	9.3	0	15	4.7

Field Goals	Made-Att	Pct.	Long	Blkd
Tyler Poe	4-4	100.0	39	0

Punting	No.	Yds.	Avg.	Lg	I20	50+
Matthew Turcotte	28	1126	40.2	55	8	2

Punt Returns	No.	Yds.	Avg.	TD	Lg
Marcel Newson	1	36	36.0	0	36
Chris Manning	1	10	10.0	0	10

KO Returns	No.	Yds.	Avg.	TD	Lg
Marcel Newson	12	253	21.1	0	34
Josh Dixon	9	174	19.3	0	26
Chris Ingram	3	52	17.3	0	18

Scoring	TD	FG	PAT	Saf	Pts.
Marcel Newson	5	0-0	0-0	0	30
Tyler Poe	0	4-4	16-17	0	28
Raymond Cotton	3	0-0	0-0	0	18
Kyle Smith	2	0-0	1-1	0	14
James Banks	2	0-0	0-0	0	12
Quon Brand	2	0-0	0-0	0	12
Chris Ingram	2	0-0	0-0	0	12

Defense	UT-AT	TT	TFL	Other
Mike Hall	20-12	32	2.0	1 PBU, 1 FF
Reggie Bennett	18-9	27	--	1 INT, 1 FF
Carl Rainey Jr.	18-8	26	--	1 FF
R.J. Arnold	13-11	24	1.0	1 Sack
Chris Manning	17-6	23	2.5	1 INT, 4 PBU
Seth McDonald	14-8	22	2.5	1 FR, 1 FF
Leon Cunningham	14-7	21	0.5	2 FR, 1 FF
JaQarius Scott	12-8	20	3.5	1 Sack, 1 Blk
Josh Schweiger	11-7	18	--	--
Lazarus Shelby	14-4	18	3.0	2 Sacks, 1 FR

FLORIDA TECH

Rushing	Att.	Yds.	Avg.	TD	Lg	Avg/G
Trevor Sand	68	504	7.4	3	74	100.8
Gary Holmes	77	344	4.5	4	50	49.1
Antwan Haynes	23	178	7.7	1	32	25.4
Mark Cato	43	50	1.2	2	14	8.3

Passing	Comp.	Att.	Pct.	Yds.	Lg	TD/Int.
Mark Cato	77	140	55.0	1295	80	12/8
Sean Ashley	51	90	56.7	715	86	3/5

Receiving	Rec.	Yds.	Avg.	TD	Lg	Avg/G
T.J. Lowder	33	444	13.5	4	60	63.4
Kenny Johnston	26	566	21.8	6	86	80.9
Wayne Saunders	22	259	11.8	1	24	37.0
Gabe Hughes	20	396	19.8	1	80	56.6

Field Goals	Made-Att	Pct.	Long	Blkd
Drake Hillman	6-11	54.5	44	0

Punting	No.	Yds.	Avg.	Lg	I20	50+
Kyle Gullikson	34	1293	38.0	60	7	4

Punt Returns	No.	Yds.	Avg.	TD	Lg
Jaaron Barrett	9	33	3.7	0	16
Collin O'Neal	3	16	5.3	0	8

KO Returns	No.	Yds.	Avg.	TD	Lg
Antwan Haynes	20	453	22.6	0	53
Gary Holmes	8	267	33.4	1	100

Scoring	TD	FG	PAT	Saf	Pts.
Drake Hillman	0	6-11	28-29	0	46
Kenny Johnston	6	0-0	0-0	0	36
Gary Holmes	5	0-0	0-0	0	30
T.J. Lowder	4	0-0	0-0	0	24
Antwan Haynes	3	0-0	0-0	0	18
Trevor Sand	3	0-0	0-0	0	18
Josh Denton	2	0-0	0-0	0	12
Mark Cato	2	0-0	0-0	0	12

Defense	UT-AT	TT	TFL	Other
Chris Stapleton	31-25	56	5.0	1 Sack, 1 FR
J.J. Sanders	25-14	39	11.0	4 Sacks, 1 FR
Andrew Adair	13-23	36	3.0	3 PBU
Skylar Sheffield	19-16	35	4.0	1 Sack
Demetrius Allen	21-13	34	1.5	3 PBU
Nathan McDowell	21-12	33	5.0	6 PBU, 1 INT
Leo Alba II	23-8	31	0.5	5 PBU, 2 FF
Tevin Kirkland	15-14	29	6.0	1 Sack, 1 FR
Trai Cadore	17-11	28	1.0	1 INT, 1 FR
Manny Abad	20-8	28	1.5	9 PBU, 1 FR

THE SERIES

- This will be the 2nd all-time meeting between Mississippi College and Florida Tech with the Panthers holding a 1-0 edge in the series.

- FIT welcomed MC to Melbourne, Florida, the longest road trip of the season for the Choctaws, and picked up a 44-9 victory.

- The Choctaws trailed just 7-6 in the opening minutes, but the Panthers got the offense going as quarterback Mark Cato threw for 304 yards and five touchdowns.

- Reggie Bennett led the MC defense with 18 tackles, while Dylan Klibert had 11 tackles with 3.0 for loss and Kaleb Coleman had 10 tackles with 2.0 for loss.

- The Choctaws put up 323 yards of offense, but a couple of turnovers kept them from getting the offense rolling.

SERIES RESULTS

FLORIDA TECH LEADS, 1-0

Oct. 25, 2014 at Florida Tech Melbourne, Fla. L, 9-44

Longest Winning Streak for MC:	N/A
Longest Winning Streak for FIT:	1 (2014-Current)
Most Points Scored by MC:	9 (2014)
Most Points Scored by FIT:	44 (2014)
Record in Clinton:	N/A
Record in Melbourne:	FIT Leads, 1-0

WHAT'S NEXT

MISSISSIPPI COLLEGE VS. WEST GEORGIA
Saturday, October 31st, 2015 - 3:00 pm
Robinson-Hale Stadium - Clinton, Miss.

The Choctaws will host #2 West Georgia on Halloween, welcoming the Wolves to Robinson-Hale Stadium for the first time since October 30, 1993, a 27-25 win for UWG. The teams renewed their series last season with West Georgia picking up a 55-14 victory in Carrollton. The Wolves went on to advance to the NCAA Division II semi-finals, finishing one game shy of the national championship game.



JOHN BLAND

HEAD COACH

SECOND SEASON AT MISSISSIPPI COLLEGE UNIVERSITY OF ARKANSAS '89

On January 2, 2014, John Bland was announced as the 15th head football coach in Mississippi College history.

In his first season at MC, Bland led the Choctaws in their first season back in NCAA Division II and the Gulf South Conference. Five Choctaws were named to the National Christian College Athletic Association All-American list. The team rushed for 1,719 yards and 14 touchdowns in their first year running an option attack.

Bland came to Mississippi College after an eight-year career at the University of the Cumberlands in Williamsburg, Ky. He went 70-21 with five Mid-South Conference championships ('07, '08, '09, '10, '13). He was also named MSC Coach of the Year five times, while having 103 players earn all-conference selections in his tenure.

In 2013, the Patriots went 13-1 and advanced to the NAIA national championship game after being ranked #1 in the country for the final two weeks of the season. Cumberlands spent most of the season ranked as the #1 or #2 team in all of NAIA. The Patriots had one of the top offenses in the nation, leading all of NAIA in rushing offense (4,978 yards), rushing offense per game (355.6 ypg) and scoring (616 points). Cumberlands also led the nation in third-down conversion percentage (53.2%).

Prior to his time at Cumberlands, Bland spent five seasons as the quarterbacks coach at Rice University in Houston, Texas. In 2001, the Owls went 8-4, gaining the most wins at the school since the 1953 season. Rice ranked sixth in the nation in rushing in 2002, second in 2003 and led the country in 2004. The Owls' quarterbacks accounted for one-third of the team's rushing totals during that time and in 2003, his signal-caller was the first in school history to rush and pass for 2,000 yards in a career.

Before his five seasons at Rice, Bland coached at Division II Southern Arkansas University for seven years. He was an assistant coach from 1994-99 and was promoted to the head coach for the 2000 season. While with the Muleriders, the offense broke several school and conference records and led the Gulf South Conference in scoring in 1998 and 1999. In 1997, SAU won the GSC and were ranked 10th in the country.

Prior to his time at Southern Arkansas, Bland served as an assistant coach at Central High School in Columbia, Tenn. He was a graduate assistant under Pat Dye at Auburn University and served as a student assistant at the University of Arkansas following his playing career.

Bland was a four-year letterman at the University of Arkansas as a quarterback. While in Fayetteville, the Razorbacks went to four straight bowl games, making appearances in the Holiday, Liberty, Orange and Cotton Bowls. He was named a permanent captain for the 1988 Southwest Conference Champions that compete in the Cotton Bowl.

Coach Bland holds a master's degree in Kinesiology from Auburn University and a bachelor's degree, also in Kinesiology, from the University of Arkansas. Originally from Knoxville, Tennessee, Bland is a graduate of Farragut High School where he was an All-State recipient playing at the quarterback and defensive back positions.

Coach Bland and his wife, Candis, have three children, Shreve, Jade, and Bo.

COACHING CAREER

YEAR	SCHOOL	POSITION
1989-90	University of Arkansas	Student Assistant
1991-92	Auburn University	Graduate Assistant
1992-93	Central HS (Columbia, Tenn.)	Assistant Coach
1994-99	Southern Arkansas University	Assistant Coach
2000	Southern Arkansas University	Head Coach
2001-05	Rice University	Assistant Coach
2006-13	University of the Cumberlands (Ky.)	Head Coach
2014-	Mississippi College	Head Coach

HEAD COACHING RECORD

YEAR	SCHOOL	RECORD	NOTES
2000	Southern Arkansas	5-5	6th in GSC
2006	Cumberlands (Ky.)	6-4	T-2nd in MSC East
2007	Cumberlands (Ky.)	8-3	MSC East Champs, NAIA 1st Round
2008	Cumberlands (Ky.)	10-2	MSC East Champs, NAIA 2nd Round
2009	Cumberlands (Ky.)	9-2	MSC East Champs, NAIA 1st Round
2010	Cumberlands (Ky.)	7-4	MSC West Champs, NAIA 1st Round
2011	Cumberlands (Ky.)	7-3	T-2nd in MSC West
2012	Cumberlands (Ky.)	10-2	2nd in MSC East, NAIA 2nd Round
2013	Cumberlands (Ky.)	13-1	MSC East Champs, NAIA Nat'l Runner-Up
2014	Mississippi College	1-9	MC's 1st year back in Division II and GSC
2015	Mississippi College	2-4	---
TOTAL	11 Seasons	78-39 (.667)	5 Conference Championships 6 NAIA Tournament Appearances

GSC - Gulf South Conference | MSC - Mid-South Conference



■ 2015 MISSISSIPPI COLLEGE FOOTBALL COACHING STAFF



Jay Bright
Quarterbacks



Michael Collins
Defensive Coordinator



Ricky Herzog
Defensive Backs



Rod Smith
Defensive Line



Edgar Weiser
Offensive Line



Cory York
Tight Ends



Kirk Bryant
Graduate Assistant



Austin Gray
Graduate Assistant



Cody McCallister
Graduate Assistant



Paul Rasmussen
Volunteer Assistant



Buck Covington
Student Assistant



Connor Madigan
Student Assistant



Jordan Robertson
Student Assistant


■ 2015 MISSISSIPPI COLLEGE FOOTBALL SUPPORT STAFF



Debbie Gehris
Administrative Assistant



Grady Turman
Head of Transportation



Tim Yancy
Equipment Manager

■ 2015 ATHLETIC TRAINING STAFF



Matt Verret
Head Athletic Trainer

Matt Verret is entering his ninth year as the head athletic trainer at Mississippi College. He is responsible for overseeing 17 different school-sponsored sports.

Verret received his Master of Science degree in Sports Administration at Mississippi State after receiving his undergraduate degree from Louisiana State University. He has worked with the athletic training staffs at MSU, LSU, the Chicago Bears and the Manning Passing Academy.



Alicia Thornburg
Asst. Athletic Trainer

Alicia Thornburg is entering her fourth season as the assistant athletic trainer at Mississippi College. Prior to this position, she served two years as a graduate assistant.

She will be the main contact for women's soccer and men's and women's basketball. She earned her Bachelor of Science in Athletic Training from the University of Southern Mississippi in 2007.



Hudson Byrnes
Graduate Assistant



Wes Cross
Graduate Assistant



Shaquinta Ickom
Graduate Assistant



National Athletic Trainers' Association

■ ROBINSON-HALE STADIUM

The Choctaws play their home football games in the friendly confines of Robinson-Hale Stadium located in Clinton, MS.


The facility boasts a seating capacity of 8,500 people. Mississippi College routinely ranked among the top ten teams in the country in Division III in average attendance each season. In 2011, MC ranked 11th nationally in attendance. The Choctaws ranked 4th nationally in attendance in 2009 with an average of over 5,000 fans per game after ranking 3rd nationally in 2008.

In the summer of 2014, Robinson-Hale Stadium installed an impressive addition of a new video board to serve as the scoreboard for the field. Live video coverage, along with replays, graphics and advertisements will go on the scoreboard, as well.

Robinson-Hale Stadium underwent an impressive renovation prior to the 2005 season that included the installation of a new state-of-the-art synthetic playing surface as well as surrounding track facility. The synthetic surface was installed by Sprinturf, the same company who used by the Philadelphia Eagles and Tennessee Titans of the National Football League. The track addition gives MC one of the nicest facilities in the state. The total renovation project totaled more than one million dollars and was made possible by the generosity of MC supporters.

Robinson-Hale Stadium was opened during the 1985 season. The first game ever in the facility found the Choctaws blasting Jacksonville State 50-3. In the Dedication Game two weeks later, the Choctaws edged past Livingston University 14-7.

The stadium honors two men who helped establish Mississippi College football tradition. Stanley L. Robinson gave 36 years of service to the College as head coach and athletic director. Edwin (Goat) Hale, a football legend, was an outstanding offensive back and was the first back in Mississippi history to be named to the National Football Foundation Hall of Fame.





■ CHARLES AND ALINE WILLIAMS STRENGTH CENTER

Mississippi College boasts one of the premier strength facilities in the country among Division II universities. The Charles and Aline Williams Strength Center has more than 5,000 square feet of working area and provides Choctaw athletes with top of the line equipment necessary to the success of an athletics program.

The facility was originally furnished with state of the art strength equipment made possible by the donation of Mrs. Aline Williams in memory of her husband Charles H. Williams. In 2014, the strength center underwent a renovation as new equipment was brought in throughout the building.

The strength center contains the latest and best equipment such as Hammer strength equipment, three power clean platforms, rubberized dumbbells for Olympic lifts, three squat racks, cardiovascular equipment, and numerous other machines for use by all Mississippi college student athletes.

The strength center is located adjacent to Robinson-Hale stadium and provides a deck overlooking the football field for recruiting visits. The field can also be seen from inside the weight room with wall to wall windows on three sides of the facility.



MICHAEL SHUMAKER ASSISTANT ATHLETIC DIRECTOR FOR SPORTS PERFORMANCE

Michael Shumaker was named the Assistant Athletic Director for Athletic Performance on June 1, 2014, following a two-year stint as an assistant strength and conditioning coach at Auburn University.

Shumaker, a Forest, Miss., will be in charge of all strength and conditioning for the 17 inter-collegiate sports at Mississippi College, designing and implementing programs for the teams while also overseeing the Charles & Alene Williams Strength Center.

Prior to his time at Auburn, Shumaker was the Director of Strength and Conditioning at Radford University in Virginia. While at Radford, he oversaw the day-to-day operations of the entire athletic department strength and conditioning program, working directly with the baseball, men's basketball, women's basketball, men's tennis and volleyball teams.

Shumaker, who went to Radford from Biloxi High School, was a graduate assistant coach at his alma mater, Mississippi State, from 2007-09. During his time in Starkville, he was in charge of the men's and women's track and field squads while assisting with the football and baseball teams.

A 2005 graduate of Mississippi State with a degree in physical education, Shumaker was a member of the MSU baseball and football teams. He then went on to earn his Master of Science in Instructional Technology in 2009 from Mississippi State.

Shumaker is married to the former Edie Robinson. The couple have two children, Rhylynn and Evers.



Abby Barnett
Graduate Assistant



Matt Frederick
Graduate Assistant



Tim Yancy
Graduate Assistant

■ 2015 MISSISSIPPI COLLEGE FOOTBALL ROSTER VS. FLORIDA TECH

#	NAME	POS.	HT.	WT.	CL.	HOMETOWN (PREVIOUS SCHOOL)
1	Raymond Cotton	QB	6'5	240	Sr.	Fort Meade, Md. (Belhaven Univ.)
2	James Banks	RB	5'8	185	Sr.	Violet, La. (Louisiana Tech Univ.)
3	Chris Ingram	RB	5'10	215	Sr.	Southaven, Miss. (Itawamba CC)
4	Chris Manning	DB	5'11	195	So.	Section, Ala. (Section HS)
5	Leon Cunningham	DB	6'0	185	Fr.	Hernando, Miss. (Hernando HS)
6	Marcel Newson	WR	5'11	195	Jr.	Coldwater, Miss. (Northwest Mississippi CC)
7	Kyle Smith	QB	6'1	200	So.	Petal, Miss. (Petal HS)
8	Chris Lyles	DB	6'4	185	Jr.	Jackson, Miss. (Hinds CC)
9	Coleman Phair	LB	5'11	185	Fr.	Land O' Lakes, Fla. (Land O' Lakes HS)
10	Keith Harison	DB	5'10	175	Fr.	Dallas, Ga. (Paulding County HS)
11	Michael Hodges Jr.	WR	6'1	195	Jr.	Aberdeen, Miss. (East Mississippi CC)
12	Walker Meadows	QB	6'0	205	Fr.	Opelika, Ala. (Beauregard HS)
13	Sharone Wright	DB	5'11	175	Jr.	Houston, Miss. (Itawamba CC)
14	Payton Gray	WR	5'10	170	Sr.	Hoover, Ala. (Spain Park HS)
15	Rondaius Johnson	DB	5'9	175	Fr.	Birmingham, Ala. (Spain Park HS)
16	Xavier Thurman	RB	5'9	195	Jr.	DeSoto, Texas (Tyler JC)
18	Rashad Turner	WR	6'4	195	Jr.	Bruce, Miss. (Northeast Mississippi CC)
19	Da'Quan Lewis	DB	5'8	165	Fr.	Daleville, Ala. (Enterprise HS)
20	Hayden Mezick	DB	6'0	180	Fr.	Mobile, Ala. (St. Paul's Episcopal)
21	Darryl Johnson	DB	5'10	165	Jr.	Navarre, Fla. (Choctawhatchee HS)
22	Josh Dixon	RB	5'8	190	Jr.	Clinton, Miss. (Hinds CC)
23	Reggie Bennett	DB	5'11	165	Jr.	Amite, La. (Amite HS)
24	Therion Robinson	RB	5'11	175	Jr.	Fort Walton Beach, Fla. (Choctawhatchee HS)
25	D'Andre Coleman	DB	5'11	200	Sr.	Lake Worth, Fla. (Kentucky Christian Univ.)
26	Quon Brand	RB	5'9	205	Jr.	Houston, Miss. (Itawamba CC)
27	Tyler Slaughter	DB	5'8	190	Sr.	Mound Bayou, Miss. (MS Delta CC)
28	Colt Freeman	RB	5'10	190	Fr.	Olive Branch, Miss. (Lewisburg HS)
29	Darius Youngblood	RB	5'5	190	Sr.	Vicksburg, Miss. (Hinds CC)
31	Cliff Collins	DB	6'0	200	Jr.	Mesquite, Texas (Poteet HS)
32	Alex Johnson	LB	6'2	233	Jr.	Greenwood, Miss. (Mississippi Delta CC)
33	Alexander Greer	LB	5'10	210	Jr.	Southaven, Miss. (Tennessee-Martin)
34	Micah Bagley	DB	6'0	175	Fr.	Hoover, Ala. (Hoover HS)
35	Mac Coleman	RB	5'10	210	Fr.	Brewton, Ala. (T.R. Miller HS)
36	Seth McDonald	LB	5'8	195	Sr.	Soso, Miss. (Jones County JC)
37	Moregan Sharp	RB	6'1	200	Fr.	Helena, Ala. (Pelham HS)
38	Trace Lane	DB	5'10	190	Sr.	Flora, Miss. (Tri-County Aca.)
39	Mike Hall	LB	6'0	220	Fr.	Boynton Beach, Fla. (American Heritage Delray)
40	JaQarius Scott	DL	5'10	260	Jr.	Meridian, Miss. (East Mississippi CC)
41	Hunter Estess	PK	5'9	200	Sr.	Laurel, Miss. (West Jones HS)
42	Bennett Rimmer	RB	5'10	230	Sr.	Bay St. Louis, Miss. (St. Stanislaus HS)
44	Marc Toussaint	DB	6'0	195	Fr.	Silver Spring, Md. (Paulding County HS)
45	Joseph Patterson	LB	5'10	200	So.	Jackson, Tenn. (Univ. School of Jackson)
46	Jordan Jones	DL	5'10	280	Jr.	Cypress, Texas (Cypress Woods HS)
47	Grant Ingram	LB	6'1	200	Fr.	Shreveport, La. (Captain Shreve HS)
48	R.J. Arnold	LB	5'11	225	Fr.	Hoover, Ala. (Hoover HS)
49	Anthony Jackson	LB	6'2	210	Fr.	Mound Bayou, Miss. (John F. Kennedy Memorial HS)
51	Jamaal White	OL	6'0	260	Jr.	De Kalb, Miss. (East Mississippi CC)
52	Carl Rainey Jr.	DL	6'0	230	Jr.	Pascagoula, Miss. (Pascagoula HS)
53	Ronny Smith	OL	6'1	285	So.	West Palm Beach, Fla. (American Heritage Delray)
55	Daivon Milan	OL	6'3	320	Jr.	Olive Branch, Miss. (Northwest Mississippi CC)
56	Jonathan Young	DL	6'0	250	So.	Meridian, Miss. (East Central CC)
57	Cody Madigan	OL	6'0	250	Jr.	Long Beach, Miss. (Long Beach HS)
58	Krishun Cash	LB	6'0	225	Fr.	Shreveport, La. (C.E. Byrd HS)
59	Josh Schweiger	LB	6'2	220	Fr.	New Orleans, La. (John Curtis Christian)
62	Brady Brian	OL	6'1	275	Jr.	Slaughter, La. (Silliman Institute)
64	Landon Dunham	OL	6'1	315	Sr.	Brandon, Miss. (Hinds CC)
70	David Hendershot	OL	6'2	300	Jr.	Forest, Miss. (Holmes CC)
74	Sean Rogers	OL	6'2	275	Jr.	Batesville, Miss. (Northeast Mississippi CC)
75	Nick Luckey	OL	6'3	285	Jr.	Magee, Miss. (Copiah-Lincoln CC)
76	Lawrence Guyot	OL	6'3	285	Fr.	Bartlett, Tenn. (Bolton HS)
79	Brandon Greer	OL	6'3	305	Fr.	Jackson, Tenn. (South Side HS)
81	Ryan Pope	DL	6'2	210	R-Fr.	Laurel, Miss. (Northeast Jones HS)
83	Matthew Turcotte	P	6'2	195	So.	Philadelphia, Miss. (Neshoba Central HS)
84	Shuntez Smith	WR	5'8	170	Jr.	Batesville, Miss. (Northwest Mississippi CC)
85	Connor Chavez	TE	5'11	205	Jr.	Lake Worth, Fla. (Palm Beach Central HS)
86	Tyler Ross	LS	6'1	200	Jr.	Niceville, Fla. (Niceville HS)
87	Justin Sones	TE	6'3	245	Sr.	Flora, Miss. (Tri-County Aca.)
88	Sam Beard	TE	6'3	230	Fr.	Peachtree City, Ga. (Sandy Creek HS)
89	Anton Wheeler	WR	6'0	190	Fr.	Fultondale, Ala. (Fultondale HS)
90	Nathan Stevens	DL	6'2	230	Jr.	French Camp, Miss. (East Central CC)
93	Tyler Poe	PK	5'9	160	Sr.	Pearl, Miss. (Hinds CC)
95	Chris Humphries	DL	6'1	290	Fr.	West Point, Miss. (West Point HS)
96	Graham Rice	DL	5'10	285	Fr.	Irvington, Ala. (St. Luke's Episcopal)
98	Lazarus Shelby	DL	6'1	255	Sr.	Collins, Miss. (Jones County JC)

■ DEPTH CHART

QUARTERBACK					
7	Kyle Smith	6'1	200	SO	
12	Walker Meadows	6'0	205	FR	
A-RUNNING BACK					
3	Chris Ingram	5'10	215	SR	
26	Quon Brand	5'9	205	JR	
B-RUNNING BACK					
22	Josh Dixon	5'8	190	JR	
29	Darius Youngblood	5'5	190	SR	
C-RUNNING BACK					
2	James Banks	5'8	185	SR	
37	Moregan Sharp	6'1	200	FR	
WIDE RECEIVER					
6	Marcel Newson	5'11	195	JR	
18	Rashad Turner	6'4	195	JR	
TIGHT END					
88	Sam Beard	6'3	230	FR	
87	Justin Sones	6'3	245	SR	
LEFT TACKLE					
51	Jamaal White	6'0	260	JR	
76	Lawrence Guyot	6'3	285	FR	
LEFT GUARD					
53	Ronny Smith	6'1	285	SO	
64	Landon Dunham	6'1	315	SR	
CENTER					
55	Daivon Milan	6'3	320	JR	
70	David Hendershot	6'2	300	JR	
RIGHT GUARD					
75	Nick Luckey	6'3	285	JR	
57	Cody Madigan	6'0	250	JR	
RIGHT TACKLE					
74	Sean Rogers	6'2	275	JR	
62	Brady Brian	6'1	275	JR	
DEFENSIVE END					
88	Lazarus Shelby	6'1	255	SR	
91	Ryan Pope	6'2	210	FR	
NOSE GUARD					
40	JaQarius Scott	5'10	260	JR	
46	Jordan Jones	5'10	280	JR	
DEFENSIVE END					
52	Carl Rainey Jr.	6'0	230	JR	
90	Nathan Stevens	6'2	230	JR	
INSIDE LINEBACKER					
32	Alex Johnson	6'2	233	JR	
33	Alexander Greer	5'10	210	JR	
MIDDLE LINEBACKER					
48	R.J. Arnold	5'11	225	FR	
59	Josh Schweiger	6'2	220	FR	
INSIDE LINEBACKER					
39	Mike Hall	6'0	220	FR	
36	Seth McDonald	5'8	195	SR	
CORNERBACK					
8	Chris Lyles	6'4	185	JR	
10	Keith Harison	5'10	175	FR	
CORNERBACK					
25	D'Andre Coleman	5'11	200	SR	
15	Rondaius Johnson	5'9	175	FR	
WARRIOR					
4	Chris Manning	5'11	195	SO	
20	Hayden Mezick	6'0	180	FR	
SPEAR					
13	Sharone Wright	5'11	175	JR	
5	Leon Cunningham	6'0	185	FR	
FREE SAFETY					
23	Reggie Bennett	5'11	165	JR	
34	Micah Bagley	6'0	175	FR	
PLACEKICKER / KICKOFFS					
93	Tyler Poe	5'9	160	SR	
41	Hunter Estess	5'9	200	SR	
PUNTER					
83	Matthew Turcotte	6'2	195	SO	
93	Tyler Poe	5'9	160	SR	
PUNT / KICK RETURNER					
6	Marcel Newson	5'11	195	JR	
22	Josh Dixon	5'8	190	JR	
4	Chris Manning	5'11	195	SO	
LONG SNAPPER					
86	Tyler Ross	6'1	200	JR	
HOLDER					
14	Payton Gray	5'10	170	SR	

■ 2015 MISSISSIPPI COLLEGE FOOTBALL INDIVIDUAL STATISTICS

RUSHING

Name	G	Att	Gain	Lost	Net	Avg	TD	Long	Avg/G
Chris Ingram	6	58	339	3	336	5.8	2	34	56.0
Kyle Smith	6	86	411	97	314	3.7	2	44	52.3
Raymond Cotton	4	24	217	10	207	8.6	3	51	51.8
Josh Dixon	6	11	108	6	102	9.3	1	32	17.0
Walker Meadows	4	37	102	18	84	2.3	0	10	21.0
James Banks	6	14	70	9	61	4.4	2	18	10.2
Colt Freeman	5	3	61	0	61	20.3	1	34	12.2
Moregan Sharp	5	6	44	1	43	7.2	0	26	8.6
Darius Youngblood	5	2	34	0	34	17.0	1	32	6.8
Quon Brand	6	14	38	10	28	2.0	2	16	4.7
Alizee Chubbs	1	10	34	8	26	2.6	1	8	26.0
Therion Robinson	1	1	2	0	2	2.0	0	2	2.0
TOTAL	6	267	1460	181	1279	4.8	15	51	213.2
OPPONENTS	6	247	1301	122	1179	4.8	12	48	196.5

PASSING

Name	G	Effic	Cmp	Att	Int	Pct	Yds	TD	Long	Avg/G
Kyle Smith	6	156.1	24	47	0	51.1	391	5	73	65.2
Walker Meadows	4	81.5	12	19	2	63.2	89	0	15	22.2
Raymond Cotton	4	97.7	6	7	0	85.7	10	0	10	2.5
Colt Freeman	5	0.0	0	1	0	0.0	0	0	0	0.0
TOTAL	6	129.3	42	74	2	56.8	490	5	73	81.7
OPPONENTS	6	136.7	115	179	5	64.2	1231	11	75	205.2

RECEIVING

Name	G	No.	Yds	Avg	TD	Long	Avg/G
Marcel Newson	6	18	262	14.6	5	73	43.7
Josh Dixon	6	6	65	10.8	0	31	10.8
Rashad Turner	6	4	67	16.8	0	35	11.2
James Banks	6	3	28	9.3	0	15	4.7
Chris Ingram	6	2	15	7.5	0	8	2.5
Michael Hodges Jr.	6	2	10	5.0	0	6	1.7
Quon Brand	6	1	25	25.0	0	25	4.2
Shuntez Smith	3	1	11	11.0	0	11	3.7
Colt Freeman	5	1	7	7.0	0	7	1.4
Malcolm Grant	1	1	4	4.0	0	4	4.0
Bennett Rimmer	2	1	1	1.0	0	1	0.5
Darius Youngblood	5	1	-5	-5.0	0	0	-1.0
TOTAL	6	42	490	11.7	5	73	81.7
OPPONENTS	6	115	1231	10.7	11	75	205.2

TOTAL OFFENSIVE YARDS

Name	G	Plays	Rush	Pass	Total	Avg/G
Kyle Smith	6	133	314	391	705	117.5
Chris Ingram	6	58	336	0	336	56.0
Raymond Cotton	4	31	207	10	217	54.2
Walker Meadows	4	56	84	89	173	43.2
Josh Dixon	6	11	102	0	102	17.0
Colt Freeman	5	4	61	0	61	12.2
James Banks	6	14	61	0	61	10.2
Moregan Sharp	5	6	43	0	43	8.6
Darius Youngblood	5	2	34	0	34	6.8
Quon Brand	6	14	28	0	28	4.7
Alizee Chubbs	1	10	26	0	26	26.0
Therion Robinson	1	1	2	0	2	2.0
TOTAL	6	341	1279	490	1769	294.8
OPPONENTS	6	426	1179	1231	2410	401.7

SCORING

Name	TD	FGs	Kick	Rush	Rcv	Pass	Saf	DXP	Pts
Marcel Newson	5	0-0	0-0	0-0	0	0-0	0	0	30
Tyler Poe	0	4-4	16-17	0-0	0	0-0	0	0	28
Raymond Cotton	3	0-0	0-0	0-0	0	0-0	0	0	18
Kyle Smith	2	0-0	0-0	1-1	0	0-0	0	0	14
Chris Ingram	2	0-0	0-0	0-0	0	0-0	0	0	12
Quon Brand	2	0-0	0-0	0-0	0	0-0	0	0	12
James Banks	2	0-0	0-0	0-0	0	0-0	0	0	12
Josh Dixon	1	0-0	0-0	0-0	0	0-0	0	0	6
Colt Freeman	1	0-0	0-0	0-0	0	0-0	0	0	6
Alizee Chubbs	1	0-0	0-0	0-0	0	0-0	0	0	6
Darius Youngblood	1	0-0	0-0	0-0	0	0-0	0	0	6
TOTAL	20	4-4	16-17	1-2	0	0-1	0	0	150
OPPONENTS	24	3-5	21-23	0-0	0	0-1	0	0	174

PUNT RETURNS

Name	No.	Yds	Avg	TD	Long
Marcel Newson	1	36	36.0	0	36
Chris Manning	1	10	10.0	0	10
TOTAL	2	46	23.0	0	36
OPPONENTS	15	106	7.1	0	51

INTERCEPTION RETURNS

Name	No.	Yds	Avg	TD	Long
Reggie Bennett	1	10	10.0	0	10
Krishun Cash	1	0	0.0	0	0
Da'Quan Lewis	1	29	29.0	0	29
Chris Manning	1	23	23.0	0	23
Chris Lyles	1	0	0.0	0	0
TOTAL	5	62	12.4	0	29
OPPONENTS	2	79	39.5	0	47

KICK RETURNS

Name	No.	Yds	Avg	TD	Long
Marcel Newson	12	253	21.1	0	34
Josh Dixon	9	174	19.3	0	26
Chris Ingram	3	52	17.3	0	18
Seth McDonald	1	17	17.0	0	17
Sharone Wright	1	13	13.0	0	13
Chris Manning	1	17	17.0	0	17
TOTAL	27	526	19.5	0	34
OPPONENTS	23	429	18.7	0	35

FUMBLE RETURNS

Name	No.	Yds	Avg	TD	Long
TOTAL	0	0	0.0	0	0
OPPONENTS	1	61	61.0	1	61

FIELD GOALS

Name	FGM/FGA	Pct	20-29	30-39	40+	Lg	Blkd
Tyler Poe	4-4	100.0	2-2	2-2	0-0	39	0

PUNTING

Name	No.	Yds	Avg	Lg	TB	FC	I20	50+	Blk
Matthew Turcotte	28	1126	40.2	55	0	5	8	2	2
Kyle Smith	1	46	46.0	46	0	0	1	0	0
TOTAL	31	1177	38.0	55	0	5	9	2	2
OPPONENTS	17	577	33.9	55	0	7	3	1	2

KICKOFFS

Name	No.	Yds	Avg	TB	OB	Retn	Net	YdLn
Tyler Poe	26	1553	59.7	4	2			
Hunter Estess	3	172	57.3	0	0			
TOTAL	29	1725	59.5	4	2	18.7	41.2	23
OPPONENTS	32	1845	57.7	4	1	19.5	38.1	26

ALL-PURPOSE

Name	G	Rush	Rcv	PR	KR	IR	Total	Avg/G
Marcel Newson	6	0	262	36	253	0	551	91.8
Chris Ingram	6	336	15	0	52	0	403	67.2
Josh Dixon	6	102	65	0	174	0	341	56.8
Kyle Smith	6	314	0	0	0	0	314	52.3
Raymond Cotton	4	207	0	0	0	0	207	51.8
James Banks	6	61	28	0	0	0	89	14.8
Walker Meadows	4	84	0	0	0	0	84	21.0
Colt Freeman	5	61	7	0	0	0	68	13.6
Rashad Turner	6	0	67	0	0	0	67	11.2
Quon Brand	6	28	25	0	0	0	53	8.8
Chris Manning	6	0	0	10	17	23	50	8.3
Moregan Sharp	5	43	0	0	0	0	43	8.6
Da'Quan Lewis	4	0	0	0	0	29	29	7.2
Darius Youngblood	5	34	-5	0	0	0	29	5.8
Alizee Chubbs	1	26	0	0	0	0	26	26.0
Seth McDonald	6	0	0	0	17	0	17	2.8
Sharone Wright	6	0	0	0	13	0	13	2.2
Shuntez Smith	3	0	11	0	0	0	11	3.7
Michael Hodges Jr.	6	0	10	0	0	0	10	1.7
Reggie Bennett	6	0	0	0	0	10	10	1.7
Therion Robinson	1	2	0	0	0	0	2	2.0
Bennett Rimmer	2	0	1	0	0	0	1	0.5
TOTAL	6	1279	490	46	526	62	2403	400.5
OPPONENTS	6	1179	1231	106	429	79	3024	504.0

■ 2015 MISSISSIPPI COLLEGE FOOTBALL DEFENSIVE STATISTICS

Name	G	Solo	Ast	Total	TFL-Yds	Sack/Yds	Int-Yds	BU	PD	FR-Yds	FF	Blk Kick	Saf
Mike Hall	6	20	12	32	2.0 - 5	--	--	1	1	--	1	--	--
Reggie Bennett	6	18	9	27	--	--	1 - 10	1	2	--	1	--	--
Carl Rainey Jr.	6	18	8	26	--	--	--	--	--	--	1	--	--
R.J. Arnold	6	13	11	24	1.0 - 2	1.0 - 2	--	--	--	--	--	--	--
Chris Manning	6	17	6	23	2.5 - 7	--	1 - 23	3	4	--	--	--	--
Seth McDonald	6	14	8	22	2.5 - 7	--	--	1	1	1 - 0	1	--	--
Leon Cunningham	6	14	7	21	0.5 - 0	--	--	--	--	2 - 0	1	--	--
JaQarius Scott	6	12	8	20	3.5 - 7	1.0 - 4	--	--	--	--	--	1	--
Josh Schweiger	5	11	7	18	--	--	--	--	--	--	--	--	--
Lazarus Shelby	6	14	4	18	3.0 - 11	2.0 - 10	--	--	--	1 - 0	1	--	--
Sharone Wright	6	12	5	17	1.0 - 1	--	--	2	2	--	--	--	--
Krishun Cash	5	7	6	13	--	--	1 - 0	--	1	--	--	--	--
Jordan Jones	6	7	6	13	--	--	--	1	1	--	--	--	--
Keith Harison	5	10	2	12	--	--	--	2	2	--	--	--	--
D'Andre Coleman	6	10	1	11	--	--	--	1	1	--	--	--	--
Alexander Greer	6	7	4	11	1.0 - 1	--	--	1	1	--	--	--	--
Russell Welch	6	7	4	11	--	--	--	--	--	--	--	--	--
Chris Lyles	6	8	2	10	--	--	1 - 0	4	5	--	--	--	--
Alex Johnson	5	4	4	8	1.0 - 18	--	--	--	--	--	--	--	--
Trey Harris	5	6	2	8	--	--	--	--	--	--	--	--	--
Micah Bagley	3	7	.	7	--	--	--	--	--	--	--	--	--
Marc Toussaint	6	5	1	6	--	--	--	--	--	--	--	--	--
Colt Freeman	5	3	3	6	--	--	--	--	--	1 - 0	--	--	--
Grant Ingram	6	3	2	5	1.0 - 3	--	--	--	--	--	--	--	--
Rondaius Johnson	6	3	2	5	--	--	--	--	--	--	--	--	--
Nathan Stevens	4	4	.	4	1.0 - 9	1.0 - 9	--	--	--	--	--	--	--
Anthony Jackson	2	2	1	3	2.0 - 4	--	--	--	--	--	--	--	--
Hayden Mezick	5	3	.	3	--	--	--	--	--	--	--	--	--
Darryl Johnson	2	2	1	3	--	--	--	--	--	--	--	--	--
Graham Rice	3	.	2	2	0.5 - 1	--	--	--	--	--	--	--	--
Chris Ori	2	1	1	2	--	--	--	--	--	--	--	--	--
Da'Quan Lewis	4	2	.	2	--	--	1 - 29	--	1	--	--	--	--
Moregan Sharp	5	2	.	2	--	--	--	--	--	--	--	--	--
James Banks	6	2	.	2	1.0 - 13	--	--	--	--	--	--	--	--
Jonathan Young	2	1	1	2	0.5 - 1	--	--	1	1	--	--	--	--
Marcel Newson	6	1	1	2	--	--	--	--	--	--	--	--	--
Chris Humphries	5	1	.	1	--	--	--	--	--	--	--	--	--
Rashad Turner	6	.	1	1	--	--	--	--	--	--	--	1	--
Shuntez Smith	3	.	1	1	--	--	--	--	--	--	--	--	--
Anton Wheeler	3	1	.	1	--	--	--	--	--	--	--	--	--
Jamaal White	6	1	.	1	--	--	--	--	--	--	--	--	--
Josh Dixon	6	1	.	1	--	--	--	--	--	--	--	--	--
Quon Brand	6	1	.	1	--	--	--	--	--	--	--	--	--
TEAM	4	1	.	1	--	--	--	--	--	1 - 0	--	--	--
Lawrence Guyot	4	.	1	1	--	--	--	--	--	--	--	--	--
David Hendershot	4	.	.	.	--	--	--	--	--	1 - 0	--	--	--
TOTAL	6	276	134	410	24 - 90	4 - 21	5 - 62	18	23	7 - 0	6	2	--
OPPONENTS	6	244	118	362	44 - 155	6 - 37	2 - 79	5	7	4 - 61	2	2	--

2015 MISSISSIPPI COLLEGE FOOTBALL GAME-BY-GAME STARTING LINEUPS

OFFENSE	QB	A-BACK	B-BACK	C-BACK	WR	TE	LT	LG	C	RG	RT
Texas College	K. Smith	C. Ingram	J. Dixon	M. Sharp	R. Turner	S. Beard	J. White	R. Smith	D. Milan	N. Luckey	S. Rogers
North Alabama	K. Smith	C. Ingram	J. Dixon	J. Banks	M. Newson	S. Beard	J. White	R. Smith	D. Milan	N. Luckey	S. Rogers
Belhaven	K. Smith	C. Ingram	J. Dixon	J. Banks	R. Turner	S. Beard	J. White	R. Smith	D. Milan	N. Luckey	S. Rogers
McNeese State	K. Smith	C. Ingram	J. Dixon	J. Banks	M. Newson	S. Beard	J. White	R. Smith	D. Milan	N. Luckey	S. Rogers
Shorter	K. Smith	C. Ingram	J. Dixon	J. Banks	M. Newson	S. Beard	J. White	R. Smith	D. Milan	N. Luckey	S. Rogers
Valdosta State	K. Smith	C. Ingram	J. Dixon	J. Banks	M. Newson	S. Beard	J. White	R. Smith	D. Milan	N. Luckey	S. Rogers

Florida Tech											
West Georgia											
West Alabama											
Delta State											

DEFENSE	DE	NT	DE	ILB	MLB	ILB	CB	CB	SS	SS	FS
Texas College	C. Rainey	J. Scott	L. Shelby	A. Greer	R. Arnold	S. McDonald	C. Lyles	D. Coleman	C. Manning	S. Wright	R. Bennett
North Alabama	C. Rainey	J. Scott	L. Shelby	A. Greer	R. Arnold	S. McDonald	C. Lyles	D. Coleman	C. Manning	L. Cunningham	R. Bennett
Belhaven	C. Rainey	J. Scott	L. Shelby	K. Cash	R. Arnold	S. McDonald	C. Lyles	D. Coleman	C. Manning	S. Wright	R. Bennett
McNeese State	C. Rainey	J. Scott	L. Shelby	K. Cash	J. Schweiger	S. McDonald	C. Lyles	D. Coleman	C. Manning	L. Cunningham	R. Bennett
Shorter	C. Rainey	J. Scott	L. Shelby	A. Greer	J. Schweiger	S. McDonald	C. Lyles	D. Coleman	C. Manning	S. Wright	R. Bennett
Valdosta State	C. Rainey	J. Scott	L. Shelby	M. Hall	R. Arnold	A. Johnson	C. Lyles	D. Coleman	C. Manning	L. Cunningham	R. Bennett

Florida Tech											
West Georgia											
West Alabama											
Delta State											

2015 SCORING DRIVES

VS. TEXAS COLLEGE

Started at	Plays	Yards	Time	Result
MC 28	4	72	2:18	TD
MC 43	5	57	2:40	TD
TC 32	1	32	0:07	TD
TC 25	4	25	2:07	TD
MC 50	6	50	0:34	TD
TC 20	2	20	1:01	TD
TC 46	3	46	1:10	TD
MC 36	7	64	3:38	TD
TC 08	3	8	1:21	TD

AT NORTH ALABAMA

Started at	Plays	Yards	Time	Result
MC 25	13	75	8:36	TD
MC 27	1	73	0:15	TD
MC 25	12	63	6:47	FG

VS. BELHAVEN

Started at	Plays	Yards	Time	Result
MC 06	5	94	2:11	TD
MC 14	4	86	1:40	TD
MC 41	8	59	5:04	TD
BU 32	6	32	2:45	TD
MC 26	5	74	2:06	TD
BU 23	4	23	2:11	TD

AT MCNEESE STATE

Started at	Plays	Yards	Time	Result
No Scores				

VS. SHORTER

Started at	Plays	Yards	Time	Result
SU 31	5	21	2:20	FG
MC 35	13	43	4:27	FG
SU 24	4	6	1:57	FG
MC 37	12	63	5:00	TD
MC 40	7	60	2:43	TD

AT VALDOSTA STATE

Started at	Plays	Yards	Time	Result
MC 26	12	74	5:45	TD

CHARTING THE BIG PLAYS

--- RUSHING ---

Player	20-29	30-39	40-49	50+	Total
R. Cotton	1	-	1	1	3
J. Dixon	1	1	-	-	2
C. Freeman	-	1	-	-	1
C. Ingram	3	1	-	-	4
M. Sharp	1	-	-	-	1
K. Smith	1	2	2	-	5
D. Youngblood	-	1	-	-	1
Total	7	6	3	1	17

--- PASSING ---

Player	20-29	30-39	40-49	50+	Total
K. Smith	2	3	-	2	7
Total	2	3	-	2	7

--- RECEIVING ---

Player	20-29	30-39	40-49	50+	Total
Q. Brand	1	-	-	-	1
J. Dixon	-	1	-	-	1
M. Newson	1	1	-	2	4
R. Turner	-	1	-	-	1
Total	2	3	-	2	7

--- KICK RETURNS ---

Player	20-29	30-39	40-49	50+	Total
J. Dixon	5	-	-	-	5
M. Newson	6	1	-	-	7
Total	11	1	-	-	12

--- PUNT RETURNS ---

Player	20-29	30-39	40-49	50+	Total
M. Newson	-	1	-	-	1
Total	-	1	-	-	1

--- FUMBLE RETURNS ---

Player	20-29	30-39	40-49	50+	Total
N/A	-	-	-	-	-
Total	-	-	-	-	-

--- INTERCEPTION RETURNS ---

Player	20-29	30-39	40-49	50+	Total
D. Lewis	1	-	-	-	1
C. Manning	1	-	-	-	1
Total	2	-	-	-	2

LONGEST PLAYS

RUSHING

51yds R. Cotton
Belhaven (9/19)

PASSING

73yds K. Smith to M. Newson
North Alabama (9/12)

PUNT RETURN

36yds M. Newson
TX College (9/5)

KICK RETURN

34yds M. Newson
Shorter (10/3)

INTERCEPTION RETURN

29yds D. Lewis
TX College (9/5)

FUMBLE RETURN

N/A

PUNT

55yds M. Turcotte
McNeese State (9/26)

FIELD GOAL

39yds T. Poe
Shorter (10/3)

IN THE RED ZONE

When the offense moves the ball inside the opponent's 20-yard line, the offense is considered to be in the "red zone," and in prime scoring position. The following chart shows how the Choctaw offense performs inside the "red zone" during the 2015 season:

Game	Chances	TD	FG	TO	Downs	Missed FG	Half
Texas College	7	6	0	0	1	0	0
at North Alabama	1	0	1	0	0	0	0
Belhaven	5	5	0	0	0	0	0
at McNeese State	1	0	0	1	0	0	0
Shorter	4	2	2	0	0	0	0
at Valdosta State	2	1	0	1	0	0	0
Florida Tech							
West Georgia							
at West Alabama							
Delta State							
TOTAL	20	14	3	2	1	0	0
OPPONENT	23	16	1	1	2	2	1

MC Scoring Percentage: 17-of-20 (.850)

MC Points Scored: 107

Opponent Scoring Percentage: 17-of-23 (.739)

Opponent Points Scored: 112

2015 FLORIDA TECH FOOTBALL ROSTER

##	NAME	POS.	HT.	WT.	CL.	HOMETOWN (PREVIOUS SCHOOL)
1	Manny Abad	DB	5-11	186	R-Jr.	Fort Lauderdale, Fla./South Plantation HS
1	T.J. Lowder	WR	5-11	190	Sr.	Panama City, Fla./Florida International
3	Collin O'Neal	WR	6-2	195	R-Jr.	Auburndale, Fla./Auburndale Senior HS
3	Leo Alba II	DB	5-11	170	Sr.	Pembroke Pines, Fla./Western Michigan
5	Keith Lovett II	DB	5-8	182	R-Jr.	Orlando, Fla./Evans HS
6	Antwan Haynes	RB	5-7	146	Fr.	Fort Lauderdale, Fla./Plantation HS
7	Terrance Bynum	WR	6-5	215	R-So.	Mount Dora, Fla./Mount Dora HS
8	Dalin Modican	WR	5-11	190	R-Jr.	Apalachicola, Fla./Independence CC
8	Tyler Rosenblatt	DB	6-1	198	R-Jr.	Miami, Fla./Coral Reef HS
9	J.J. Sanders	LB	5-11	250	R-Sr.	Columbus, Ohio/Kent State
10	Jaz Gamble	LB	5-10	221	R-Jr.	Rockledge, Fla./Rockledge HS
11	Jaaron Barrett	WR	6-2	175	R-Fr.	Tampa, Fla./Sickles HS
12	Nathan McDowell	LB	5-8	190	R-Jr.	Cocoa, Fla./Cocoa HS
12	Mark Cato	QB	6-2	205	R-So.	Gainesville, Fla./Gainesville HS
13	Trai Cadore	DB	5-10	200	R-Jr.	Titusville, Fla./Cocoa HS
14	Sean Ashley	QB	6-3	200	R-Jr.	Dallas, Ga./East Paulding HS
14	Henry Montgomery III	DB	5-11	178	Fr.	Gainesville, Fla./Gainesville HS
15	T.J. Rodriguez	DB	5-8	176	R-So.	Rockledge, Fla./Rockledge HS
16	Yawn Coleman	DB	6-0	190	R-Fr.	Orlando, Fla./Wekiva HS
17	Jake Holsinger	DB	5-9	190	R-Jr.	St. Petersburg, Fla./Canterbury School
18	Landon Galloway	QB	6-2	210	Fr.	Plant City, Fla./Air Force Prep
19	Gabe Hughes	TE	6-4	240	Sr.	Lighthouse Point, Fla./Western Michigan
21	Aneus Sangster	DB	5-10	165	R-Jr.	Lauderhill, Fla./Anderson HS
22	Jace Browne	DB	5-9	190	R-Jr.	Seminole, Fla./Osceola HS
22	Josh Denton	RB	5-7	205	R-So.	Melbourne, Fla./Carson Newman
23	Kenrick Walters Jr.	RB	5-8	180	R-Sr.	Deltona, Fla./Pine Ridge HS
23	Harry Brown	LB	5-11	221	R-So.	Clearwater, Fla./Largo HS
24	Gary Holmes	RB	5-8	188	R-So.	West Palm Beach, Fla./Seminole Ridge HS
25	Tevin Kirkland	DL	6-1	270	R-Jr.	Cantonment, Fla./Coffeyville CC
26	Abdias Joseph	LB	6-0	215	Jr.	Palm Bay, Fla./Florida A&M
28	Trevor Sand	FB	5-11	213	R-Jr.	Seminole, Fla./Seminole Senior HS
29	Nick Swain	LB	6-0	207	R-Jr.	Lake Placid, Fla./Lake Placid HS
30	Chris Stapleton	LB	5-11	225	R-Jr.	Navarre, Fla./Belhaven
31	Demetrius Allen	LB	6-0	225	Gr.	Miami, Fla./Western Illinois
32	Juan Parra-Newton	RB	5-6	155	R-So.	Naples, Fla./Colorado Christian
33	Michael Ruess	FB	6-1	250	Fr.	Boca Raton, Fla./North Broward Prep
34	Kaleb Leach	RB	5-9	200	R-Jr.	Frankfort, Ky./Frankfort HS
34	Nevada Weaver	DB	6-0	190	R-Jr.	Lake Placid, Fla./Lake Placid HS
35	Darion Andre	DB	5-11	185	R-Fr.	Palm Bay, Fla./Bayside HS
36	Kyle Gullikson	DB	6-0	200	Fr.	Titusville, Fla./Titusville HS
38	Chad Wainuskis	TE	6-3	238	R-Jr.	Palm Bay, Fla./Palm Bay HS
40	Mo Mohamed	WR	6-1	210	Sr.	Basking Ridge, N.J./Ridge HS
42	Bryton Dieujeste	DL	5-11	225	Fr.	Pembroke Pines, Fla./Miramar HS
43	Javian Greene	LB	5-8	202	R-Jr.	Philadelphia, Pa./Royal Palm Beach HS
44	Ian Spek	FB	6-0	231	R-Jr.	Apopka, Fla./Apopka HS
45	Harmand St. Hubert	LB	6-0	199	R-Fr.	Jupiter, Fla./Tabor College
45	Darrien Walker	FB	5-7	221	R-Sr.	Kingston, Jamaica/Lyman HS
47	Jason Kollock	DB	5-11	205	Sr.	Milford, Del./Orange Coast CC
49	Tyler Grow	DL	6-3	265	R-Jr.	Ocala, Fla./Forest HS
50	Jimmy Hinel	DL	6-3	214	Fr.	Saint Johns, Fla./Creekside HS
51	Carly Mendes	DE	5-11	266	R-Fr.	Miramar, Fla./Everglades HS
52	Zachary Leatherman	K	5-10	155	R-So.	Plantation, Fla./Florida Atlantic
53	Daniel De Paz	OL	6-3	267	R-So.	Miami Lakes, Fla./Goleman HS
54	John Armellini	DL	6-3	235	R-Jr.	Merritt Island, Fla./Merritt Island HS
55	Skylar Sheffield	DL	6-3	275	Jr.	Henderson, Tenn./Chester County HS
56	Andrew Adair	LB	5-10	215	R-Jr.	Merritt Island, Fla./Merritt Island HS
60	James Kearney II	DL	6-0	354	R-So.	Richmond, Va./Thomas Jefferson HS
61	Warren Powers	DL	6-0	270	R-Fr.	Fort Lauderdale, Fla./Florida International
62	Cory Sanicky	OL	6-0	330	Jr.	Redondo Beach, Calif./El Camino CC
63	Blake Stone	OL	6-1	285	Jr.	Jacksonville, Fla./Charleston Southern
65	Kyle Mauk	OL	6-1	260	R-Fr.	Bradenton, Fla./Manatee HS
66	Colton Odum	OL	6-5	296	R-Sr.	Rockledge, Fla./Central Fl.
67	Trey Curry	OL	6-2	275	R-Fr.	Brandon, Fla./Bloomingdale Senior HS
68	Nigel Kemp	OL	6-1	295	R-Fr.	Miami, Fla./Marian
69	Garrett Keith	OL	6-2	285	R-Jr.	Satellite Beach, Fla./Satellite HS
71	Joseph Laguna	OL	6-6	300	So.	Davie, Fla./South Plantation HS
72	Trevor Olds	OL	6-5	280	Fr.	Niceville, Fla./Niceville HS
73	Matt Nelson	OL	6-5	277	R-Jr.	Acworth, Ga./Harrison HS
74	Mark Jason	OL	6-6	267	R-Fr.	Royal Palm Beach, Fla./Seminole Ridge HS
75	Matt Garcia	OL	6-5	285	R-Sr.	Orange Park, Fla./Florida Atlantic
76	Chas Lofquist III	OL	6-6	270	R-Jr.	Tequesta, Fla./Jupiter HS
77	Cody Krueger	OL	6-5	305	R-So.	Miami, Fla./Dr. Phillips HS
78	Will Allen	OL	6-6	280	R-So.	Spring Hill, Fla./Albany
79	Kevin Delgado	OL	6-5	357	Jr.	Miami, Fla./Miami Coral Park Senior HS
80	Wayne Saunders II	WR	5-9	175	R-Jr.	San Antonio, Texas/Roosevelt HS
82	Josh Sanders	WR	6-1	200	R-So.	Columbus, Ohio/Whetstone HS
83	Richard Burrows	WR	6-3	195	Sr.	Palm Bay, Fla./Bayside HS
84	Brad Williams	K	5-11	205	R-Fr.	Lake Mary, Fla./Bishop Moore Catholic HS
86	T.J. Hightower	WR	6-2	195	R-Jr.	New Britain, Conn./Chabot
87	Kenny Johnston	TE	6-4	195	R-Jr.	Jacksonville, Fla./Stanton College Prep
89	Prince Hepburn	WR	5-10	175	R-Fr.	Miami, Fla./Palmetto HS
90	Billy Sturgis	DL	6-1	268	Jr.	Bristol, R.I./Dean College
91	Josh Davidson	K	5-9	145	So.	Jacksonville, Fla./Edward White HS
95	Chase Krause	DL	6-1	240	R-Jr.	Baton Rouge, La./St. Michael HS
97	Drake Hillman	K	6-0	190	Sr.	Plymouth, England/Pilton CC
98	DeVaughn Priestner	DL	6-1	320	R-Fr.	Gainesville, Fla./Cardinal Gibbons HS
99	Devan Kinlaw	DL	6-2	250	R-Fr.	Miami, Fla./Marian

DEPTH CHART

POS.	NAME	HT.	WT.	CL.
QUARTERBACK				
12	Mark Cato	6'2	205	R-So
14	Sean Ashley	6'3	200	R-JR
RUNNING BACK				
28	Trevor Sand	5'11	213	R-JR
24	Gary Holmes	5'8	188	R-So
WIDE RECEIVER				
1	T.J. Lowder	5'11	190	SR
7	Terrance Bynum	6'5	215	R-So
WIDE RECEIVER				
80	Wayne Saunders II	5'9	175	R-JR
3	Collin O'Neal	6'2	195	R-JR
WIDE RECEIVER				
11	Jaaron Barrett	6'2	175	R-FR
83	Richard Burrows	6'3	195	SR
TIGHT END				
19	Gabe Hughes	6'4	240	SR
87	Kenny Johnston	6'4	195	R-JR
LEFT TACKLE				
75	Matt Garcia	6'5	285	R-SR
79	Kevin Delgado	6'5	357	JR
LEFT GUARD				
79	Kevin Delgado	6'5	357	JR
68	Nigel Kemp	6'1	295	R-FR
CENTER				
63	Blake Stone	6'1	285	JR
65	Kyle Mauk	6'1	260	R-FR
RIGHT GUARD				
62	Cory Sanicky	6'0	330	JR
53	Daniel De Paz	6'3	267	R-So
RIGHT TACKLE				
73	Matt Nelson	6'5	277	R-JR
77	Cody Krueger	6'6	305	R-So
DEFENSIVE LINE				
25	Tevin Kirkland	6'1	270	R-JR
50	Jimmy Hinel	6'3	214	FR
DEFENSIVE LINE				
55	Skylar Sheffield	6'3	275	JR
61	Warren Powers	6'0	270	R-FR
DEFENSIVE LINE				
90	Billy Sturgis	6'1	268	JR
99	Devan Kinlaw	6'2	250	SO
OUTSIDE LINEBACKER				
9	J.J. Sanders	5'10	250	R-SR
23	Harry Brown	5'11	221	R-So
INSIDE LINEBACKER				
31	Demetrius Allen	6'0	225	GR
26	Abdias Joseph	6'0	215	JR
INSIDE LINEBACKER				
30	Chris Stapleton	5'11	225	R-JR
10	Jaz Gamble	5'10	221	R-JR
OUTSIDE LINEBACKER				
12	Nate McDowell	5'8	190	R-JR
47	Jason Kollock	5'11	205	SR
CORNERBACK				
3	Leo Alba II	5'11	170	SR
16	Yawn Coleman	6'1	180	R-FR
SAFETY				
8	Tyler Rosenblatt	6'1	198	R-JR
21	Aneus Sangster	5'10	165	R-JR
SAFETY				
13	Trai Cadore	5'10	200	R-JR
14	Henry Montgomery III	5'11	178	FR
CORNERBACK				
1	Manny Abad	5'11	187	R-JR
15	T.J. Rodriguez	5'8	176	R-So
PLACEKICKER / KICKOFFS				
97	Drake Hillman	6'0	190	SR
36	Kyle Gullikson	6'0	200	FR
PUNTER				
36	Kyle Gullikson	6'0	200	FR
PUNT / KICK RETURNER				
6	Antwan Haynes	5'7	146	FR
24	Gary Holmes	5'8	188	R-So
3	Collin O'Neal	6'2	195	R-JR
LONG SNAPPER				
29	Nick Swain	6'0	207	R-JR
HOLDER				
17	Jake Holsinger	5'9	190	R-JR

2015 FLORIDA TECH FOOTBALL INDIVIDUAL STATISTICS

RUSHING

Name	G	Att	Gain	Lost	Net	Avg	TD	Long	Avg/G
Trevor Sand	5	68	512	8	504	7.4	3	74	100.8
Gary Holmes	7	77	382	38	344	4.5	4	50	49.1
Antwan Haynes	7	23	178	0	178	7.7	1	32	25.4
Landon Galloway	3	17	106	11	95	5.6	1	20	31.7
Mark Cato	6	43	133	83	50	1.2	2	14	8.3
K. Walters Jr.	7	5	45	0	45	9.0	0	20	6.4
Josh Denton	6	5	32	0	32	6.4	1	25	5.3
Kaleb Leach	6	6	23	0	23	3.8	0	8	3.8
Collin O'Neal	7	3	24	9	15	5.0	0	21	2.1
Sean Ashley	5	20	42	86	-44	-2.2	0	13	-8.8
TOTAL	7	268	1482	235	1247	4.7	12	74	178.1
OPPONENTS	7	297	1366	216	1150	3.9	9	68	164.3

PASSING

Name	G	Effic	Cmp	Att	Int	Pct	Yds	TD	Long	Avg/G
Mark Cato	6	149.6	77	140	8	55.0	1295	12	80	215.8
Sean Ashley	5	123.3	51	90	5	56.7	715	3	86	143.0
Landon Galloway	3	-14.8	1	9	1	11.1	-4	0	0	-1.3
TOTAL	7	133.5	129	239	14	54.0	2006	15	86	286.6
OPPONENTS	7	109.9	128	233	5	54.9	1329	8	52	189.9

RECEIVING

Name	G	No.	Yds	Avg	TD	Long	Avg/G
T.J. Lowder	7	33	444	13.5	4	60	63.4
Kenny Johnston	7	26	566	21.8	6	86	80.9
Wayne Saunders	7	22	259	11.8	1	24	37.0
Gabe Hughes	7	20	396	19.8	1	80	56.6
Jaaron Barrett	7	9	128	14.2	0	28	18.3
Antwan Haynes	7	7	60	8.6	1	30	8.6
Richard Burrows	4	4	67	16.8	1	49	16.8
Collin O'Neal	7	2	44	22.0	1	28	6.3
Terrance Bynum	5	2	15	7.5	0	9	3.0
Dalin Modican	3	2	1	0.5	0	5	0.3
Gary Holmes	7	1	15	15.0	0	15	2.1
Manny Abad	7	1	11	11.0	0	11	1.6
TOTAL	7	129	2006	15.6	15	86	286.6
OPPONENTS	7	128	1329	10.4	8	52	189.9

SCORING

Name	TD	FGs	Kick	Rush	Rcv	Pass	Saf	DXP	Pts
Drake Hillman	0	6-11	28-29	0-0	0	0-0	0	0	46
Kenny Johnston	6	0-0	0-0	0-0	0	0-0	0	0	36
Gary Holmes	5	0-0	0-0	0-0	0	0-0	0	0	30
T.J. Lowder	4	0-0	0-0	0-0	0	0-0	0	0	24
Antwan Haynes	3	0-0	0-0	0-0	0	0-0	0	0	18
Trevor Sand	3	0-0	0-0	0-0	0	0-0	0	0	18
Josh Denton	2	0-0	0-0	0-0	0	0-0	0	0	12
Mark Cato	2	0-0	0-0	0-0	0	0-0	0	0	12
Collin O'Neal	1	0-0	0-0	0-0	0	0-0	0	0	6
Wayne Saunders	1	0-0	0-0	0-0	0	0-0	0	0	6
Richard Burrows	1	0-0	0-0	0-0	0	0-0	0	0	6
Gabe Hughes	1	0-0	0-0	0-0	0	0-0	0	0	6
Landon Galloway	1	0-0	0-0	0-0	0	0-0	0	0	6
Team	0	0-0	0-0	0-0	0	0-0	0	1	2
Brad Williams	0	0-0	1-1	0-0	0	0-0	0	0	1
TOTAL	30	6-11	29-30	0-0	0	0-0	0	1	229
OPPONENTS	21	8-11	21-21	0-0	0	0-0	0	0	171

SCHEDULE

Date	Opponent	Time/Result
Sep. 5	Newberry	L, 28-31
Sep. 12	at Southeastern Louisiana	L, 17-28
Sep. 19	Warner	W, 37-0
Sep. 26	at North Alabama*^	L, 48-55
Oct. 3	at Delta State*^	W, 41-37
Oct. 10	West Alabama*	W, 24-13
Oct. 17	at Fort Valley State	W, 34-7
Oct. 24	at Mississippi College*	3:00 pm
Oct. 31	Shorter*	6:00 pm
Nov. 7	West Georgia*^	12:00 pm
Nov. 14	at Valdosta State*	2:00 pm

* Gulf South Conference Game

^ Game on GSC-TV and ESPN3

All Times Central

PUNT RETURNS

Name	No.	Yds	Avg	TD	Long
Jaaron Barrett	9	33	3.7	0	16
Collin O'Neal	3	16	5.3	0	8
Antwan Haynes	1	76	76.0	1	76
Nick Swain	1	2	2.0	0	0
TOTAL	14	127	9.1	1	76
OPPONENTS	9	70	7.8	0	27

INTERCEPTION RETURNS

Name	No.	Yds	Avg	TD	Long
Jace Browne	1	6	6.0	0	6
T. Rosenblatt	1	0	0.0	0	0
Manny Abad	1	0	0.0	0	0
Trai Cadore	1	40	40.0	0	40
Nathan McDowell	1	9	9.0	0	9
TOTAL	5	55	11.0	0	40
OPPONENTS	14	216	15.4	2	58

KICK RETURNS

Name	No.	Yds	Avg	TD	Long
Antwan Haynes	20	453	22.6	0	53
Gary Holmes	8	267	33.4	1	100
Jason Kollock	1	0	0.0	0	0
TOTAL	29	720	24.8	1	100
OPPONENTS	34	758	22.3	0	41

FIELD GOALS

Name	FGM/FGA	Pct	20-29	30-39	40-49	Long	Bkd
Drake Hillman	6-11	54.5	4-4	1-1	1-4	44	0

PUNTING

Name	No.	Yds	Avg	Lg	TB	FC	I20	50+	Bk
Kyle Gullikson	34	1293	38.0	60	1	5	7	4	0
TOTAL	34	1293	38.0	60	1	5	7	4	0
OPPONENTS	47	1920	40.9	63	5	9	13	8	0

KICKOFFS

Name	No.	Yds	Avg	TB	OB	Retn	Net	YdLn
Kyle Gullikson	23	1347	58.6	0	1			
Drake Hillman	14	779	55.6	4	0			
D. Fernandez	4	228	57.0	0	0			
TOTAL	41	2354	57.4	4	1	22.3	36.5	28
OPPONENTS	35	2087	59.6	5	1	24.8	35.5	29

2015 FLORIDA TECH FOOTBALL DEFENSIVE STATISTICS

Name	G	Solo	Ast	Total	TFL-Yds	Sack/Yds	Int-Yds	BU	PD	FR-Yds	FF	Blk Kick	Saf
Chris Stapleton	7	31	25	56	5.0 - 24	1 - 14	--	1	1	1 - 0	1	--	--
J.J. Sanders	7	25	14	39	11.0 - 45	4 - 28	--	1	1	1 - 0	--	--	--
Andrew Adair	6	13	23	36	3.0 - 2	--	--	3	3	--	--	--	--
S. Sheffield	7	19	16	35	4.0 - 8	1 - 5	--	--	--	--	--	--	--
Demetrius Allen	7	21	13	34	1.5 - 4	--	--	3	3	--	--	--	--
Nathan McDowell	7	21	12	33	5.0 - 22	1 - 8	1 - 9	5	6	2 - 22	--	--	--
Leo Alba II	7	23	8	31	0.5 - 1	--	--	5	5	--	2	--	--
Tevin Kirkland	6	15	14	29	6.0 - 30	1 - 12	--	1	1	1 - 0	1	--	--
Trai Cadore	7	17	11	28	1.0 - 2	--	1 - 40	2	3	1 - 10	1	--	--
Manny Abad	7	20	8	28	1.5 - 22	--	1 - 0	8	9	1 - 0	--	--	--
T. Rosenblatt	7	13	11	24	--	--	1 - 0	1	2	--	--	--	--
Keith Lovett II	5	7	12	19	--	--	--	--	--	--	--	--	--
Jason Kollock	6	9	10	19	1.0 - 1	--	--	--	--	--	--	--	--
Billy Sturgis	6	2	10	12	0.5 - 2	--	--	--	--	--	--	--	--
Jake Holsinger	7	7	4	11	--	--	--	--	--	1 - 21	--	--	--
Devan Kinlaw	7	5	6	11	4.0 - 9	1 - 3	--	--	--	--	--	--	--
Jaz Gamble	4	6	4	10	--	--	--	--	--	--	--	--	--
Jimmy Hinel	6	7	3	10	1.0 - 3	1 - 3	--	--	--	--	--	--	--
Tyler Grow	4	4	5	9	--	--	--	2	2	--	--	--	--
Abdias Joseph	5	4	5	9	1.0 - 15	1 - 15	--	--	--	--	--	--	--
H. Montgomery	3	3	4	7	0.5 - 2	--	--	4	4	--	--	--	--
Yawn Coleman	5	5	2	7	--	--	--	2	2	1 - 0	--	--	--
Aneus Sangster	7	5	2	7	--	--	--	1	1	--	--	--	--
Carlby Mendes	4	2	3	5	1.0 - 2	--	--	--	--	--	--	--	--
B. Dieujuste	5	3	2	5	1.5 - 3	--	--	--	--	--	--	--	--
K. Walters Jr.	7	2	3	5	--	--	--	--	--	--	--	--	--
H. St. Hubert	4	3	1	4	--	--	--	--	--	--	--	--	--
T.J. Rodriguez	5	3	.	3	--	--	--	1	1	--	--	--	--
Jace Browne	6	2	1	3	--	--	1 - 6	--	1	--	--	--	--
Kyle Gullikson	7	2	1	3	--	--	--	--	--	--	--	--	--
Jaaron Barrett	7	.	2	2	--	--	--	--	--	--	--	--	--
Mark Cato	6	1	1	2	--	--	--	--	--	--	--	--	--
Harry Brown	5	1	1	2	1.0 - 5	1 - 5	--	--	--	--	--	--	--
Wayne Saunders	7	.	1	1	--	--	--	--	--	--	--	--	--
Blake Stone	6	1	.	1	--	--	--	--	--	--	--	--	--
Ian Spek	6	1	.	1	--	--	--	--	--	--	--	--	--
Daniel De Paz	4	1	.	1	--	--	--	--	--	--	--	--	--
Gabe Hughes	7	1	.	1	--	--	--	--	--	1 - 0	--	--	--
Michael Ruess	2	.	1	1	--	--	--	--	--	--	--	--	--
Terrance Bynum	5	1	.	1	--	--	--	--	--	--	--	--	--
Team	3	1	.	1	--	--	--	--	--	--	1	--	1
Nick Swain	6	1	.	1	--	--	--	--	--	1 - 0	--	--	--
Kenny Johnston	7	1	.	1	--	--	--	--	--	--	--	--	--
D. Fernandez	1	1	.	1	--	--	--	--	--	--	--	--	--
Drake Hillman	7	1	.	1	--	--	--	--	--	--	--	--	--
Collin O'Neal	7	1	.	1	--	--	--	1	1	--	--	--	--
Josh Denton	6	.	.	.	--	--	--	--	--	1 - 22	--	--	--
Landon Galloway	3	.	.	.	--	--	--	1	1	--	--	--	--
TOTAL	7	312	239	551	50 - 202	13 - 99	5 - 55	42	47	12 - 75	6	--	1
OPPONENTS	7	265	232	497	33 - 165	11 - 93	14 - 216	30	44	10 - 52	10	--	--

Mississippi College 61 - Texas College 6

Game #1 - September 5, 2015
Robinson-Hale Stadium - Clinton, Miss.

CLINTON, Miss. --- The Mississippi College football team tied a school record with seven rushing touchdowns in a 61-6 win over Texas College on Saturday night at Robinson-Hale Stadium.

On a warm and humid evening, the Choctaws (1-0) and Steers (0-1) saw the kickoff pushed back 45 minutes due to lightning in the area.

The weather was about the only thing that slowed down the MC offense, as they put up 61 points for the first time since a 61-14 win over McMurry on September 19, 2009.

The Choctaws scored seven rushing touchdowns, one from seven different players, for the first time since completing the feat twice in 1975 (Arkansas-Monticello and Mexico Polytechnico) and once in 1974 (Baptist Christian).

Sophomore quarterback Kyle Smith led the MC offense, going 8-for-13 through the air with 138 passing yards and two scores. He also had a team-high 67 rushing yards with one score.

Freshman Colt Freeman rushed the ball three times for 61 yards and a score, while senior Darius Youngblood had two carries for 34 yards and a touchdown. Junior Josh Dixon was efficient with one carry for 32 yards and a score.

Junior Marcel Newson led the Choctaw receivers with four catches for 89 yards and two scores, including a 55-yard reception to open the scoring in the first quarter.

With the Choctaws leading 26-6 in the final seconds of the first half, Smith would run the ball in from a yard out as time expired to give MC a 33-6 lead going into the break.

The MC defense would take over from there, pitching a shutout in the second half. The Steers only picked up 11 first downs and 179 yards of total offense.

Sophomore Chris Manning picked off his third career pass, while freshman Da'Quan Lewis had an interception in the end zone, returning it for 29 yards.

Junior Alexander Greer had a team-high six tackles, while junior JaQarius Scott had 2.0 TFL and senior Lazarus Shelby and junior Nathan Stevens each recorded a sack.

Quarterback Curtez Griffin had 102 passing yards and 44 rushing yards for the Steers. Tyron Bibby caught the touchdown pass for Texas College in the second quarter.

SCORE BY QUARTERS	1ST	2ND	3RD	4TH	FINAL
Texas College (0-1)	0	6	0	0	6
Mississippi College (1-0)	12	21	14	14	61

1ST QUARTER

06:27	MC	M. Newson 55yd pass from K. Smith (2-pt. Fail)	4 plays, 72yds, 2:18	6-0
01:35	MC	Q. Brand 3yd run (2-pt. Fail)	5 plays, 57yds, 2:40	12-0

2ND QUARTER

14:41	MC	J. Dixon 32yd run (T. Poe PAT)	1 play, 32yds, 0:07	19-0
11:44	MC	J. Banks 17yd run (T. Poe PAT)	4 plays, 25yds, 2:07	26-0
03:40	TC	T. Bibby 7yd pass from C. Griffin (2-pt. Fail)	8 plays, 27yds, 3:27	26-6
00:00	MC	K. Smith 1yd run (T. Poe PAT)	6 plays, 50yds, 0:34	33-6

3RD QUARTER

11:43	MC	M. Newson 16yd pass from K. Smith (T. Poe PAT)	2 plays, 20yds, 1:01	40-6
04:53	MC	C. Freeman 34yd run (T. Poe PAT)	3 plays, 46yds, 1:10	47-6

4TH QUARTER

12:53	MC	D. Youngblood 2yd run (T. Poe PAT)	7 plays, 64yds, 3:38	54-6
01:09	MC	A. Chubbs 2yd run (T. Poe PAT)	3 plays, 8yds, 1:21	61-6

TEAM STATS	TC	MC
First Downs	11	15
Rushes-Yards	41-77	41-234
Rushing TD's	0	7
Passing Yards	102	153
Comp.-Att.-Int.	17-30-2	11-16-0
Passing TD's	1	2
Total Plays-Yards	71-179	57-387
Fumbles-Lost	4-1	0-0
Penalties-Yards	8-57	8-67
Punts-Avg.	6-26.7	4-38.0
Punt returns	2-4	1-36
Kickoff returns	7-145	2-34
Interceptions	0-0	2-52
Possession Time	33:12	26:48
3rd-Down Conv.	3-of-17	4-of-11
4th-Down Conv.	3-of-7	1-of-3
Red-Zone Scores	1-1	6-7
Sacks By-Yards	0-0	2-13
PAT Made-Att	0-0	7-7
FG Made-Att	0-0	0-0

INDIVIDUAL LEADERS

RUSHING

MC	K. Smith	9 car., 67 yds, 1 TD
	C. Freeman	3 car., 61 yds, 1 TD
TC	C. Griffin	23 car., 44 yds

PASSING

MC	K. Smith	8-13, 138 yds, 2 TD
TC	C. Griffin	17-30, 102 yds, 1 TD, 2 INT

RECEIVING

MC	M. Newson	1 rec., 89 yds, 2 TD
	R. Turner	1 rec., 35 yds
TC	P. Callier	4 rec., 39 yds
	T. Bibby	2 rec., 12 yds, 1 TD

DEFENSE

MC	A. Greer	6 tkls
	J. Scott	3 tkls, 2.0 TFL, 1 Sack
TC	A. Long	11 tkls, 2.0 TFL
	J. Evans	9 tkls, 1.0 TFL

North Alabama 34 - Mississippi College 17

Game #2 - September 12, 2015
Braly Municipal Stadium - Florence, Ala.

FLORENCE, Ala. --- The Mississippi College football team opened Gulf South Conference play with a 34-17 loss to #13 North Alabama on Saturday evening at Braly Municipal Stadium.

In front of a crowd of 12,213 and a national audience watching on ESPN3 and the WatchESPN app, the Choctaws (1-1, 0-1 GSC) made a big statement after a 58-0 loss to the nationally-ranked Lions (2-0, 1-0 GSC) last season.

After UNA jumped out to a 7-0 lead with a touchdown on their opening drive, sophomore quarterback Kyle Smith and the offense answered as he found junior Marcel Newson with a 31-yard touchdown pass on 3rd-and-17 with 4:13 remaining in the first quarter.

Newson's diving catch in the corner of the end zone capped off a 14-play drive that took over eight minutes. The Northwest MS CC transfer caught eight passes for 133 yards and two scores.

Smith went 9-of-14 for 162 yards and the two scores, while rushing for 30 yards on 13 carries.

The Lions would close out the first quarter with a touchdown and pushed the lead out to 21-7 with 59 seconds remaining in the half.

Just when it looked like the Choctaw would go into the half with a two touchdown deficit, Smith found Newson on a screen pass, and the shifty wideout did the rest of the work, sprinting in the end zone to cut the score to 21-14.

The Lions would march down the field and kick a field goal before halftime, making the score 24-14 at the break.

In the second half, the Choctaws opened play by going 63 yards on 12 plays, and senior Tyler Poe nailed a 29-yard field goal to cut the score to 24-17.

The Lions appeared poised to extend the lead as the third quarter ran out, but junior Chris Lyles snatched an interception on the sideline and set up the Choctaw offense heading into the fourth quarter.

After a punt, the Lions would push the lead to 27-17 on a 20-yard field goal from Kevin Henke, and Lamonte Thompson put the game away with 2:06 remaining on a 31-yard touchdown run.

Junior Reggie Bennett led the MC defense with 16 tackles, notching 10 solo stops. Junior Sharone Wright had seven tackles, including one for loss. Freshman Mike Hall also had seven stops on the night.

SCORE BY QUARTERS	1ST	2ND	3RD	4TH	FINAL
Mississippi College (1-1)	7	7	3	0	17
North Alabama (2-0)	14	10	0	10	34

1ST QUARTER

12:49	UNA	H. Scott 19yd pass from L. Wingo (K. Henke PAT)	7 plays, 82yds, 2:11	0-7
04:13	MC	M. Newson 31yd pass from K. Smith (T. Poe PAT)	13 plays, 75yds, 8:36	7-7
00:18	UNA	L. Thompson 9yd run (K. Henke PAT)	11 plays, 76yds, 3:55	7-14

2ND QUARTER

00:59	UNA	D. Hall 10yd pass from L. Wingo (K. Henke PAT)	13 plays, 61yds, 5:10	7-21
00:44	MC	M. Newson 73yd pass from K. Smith (T. Poe PAT)	1 play, 73yds, 0:15	14-21
00:00	UNA	K. Henke 38yd field goal	6 plays, 43yds, 0:44	14-24

3RD QUARTER

08:13	MC	T. Poe 29yd field goal	12 plays, 63yds, 6:47	17-24
-------	----	------------------------	-----------------------	-------

4TH QUARTER

11:24	UNA	K. Henke 20yd field goal	6 plays, 36yds, 2:04	17-27
02:06	UNA	L. Thompson 23yd run (K. Henke PAT)	11 plays, 83yds, 5:44	17-34

TEAM STATS	MC	UNA
First Downs	12	31
Rushes-Yards	32-113	48-286
Rushing TD's	0	2
Passing Yards	165	217
Comp.-Att.-Int.	11-17-0	19-30-1
Passing TD's	2	2
Total Plays-Yards	49-278	78-503
Fumbles-Lost	1-0	0-0
Penalties-Yards	4-40	2-15
Punts-Avg.	5-40.0	1-35.0
Punt returns	0-0	3-13
Kickoff returns	5-107	4-81
Interceptions	1-0	0-0
Possession Time	29:10	30:50
3rd-Down Conv.	6-of-13	10-of-14
4th-Down Conv.	0-of-1	1-of-1
Red-Zone Scores	1-1	4-5
Sacks By-Yards	0-0	1-6
PAT Made-Att	2-2	4-4
FG Made-Att	1-1	2-3

INDIVIDUAL LEADERS

RUSHING

MC	C. Ingram	11 car., 57 yds
	K. Smith	13 car., 30 yds
	R. Cotton	6 car., 28 yds
UNA	L. Thompson	27 car., 188 yds, 2 TD

PASSING

MC	K. Smith	9-14, 162 yds, 2 TD
UNA	L. Wingo	17-26, 193 yds, 2 TD, 1 INT

RECEIVING

MC	M. Newson	8 rec., 133 yds, 2 TD
	J. Dixon	2 rec., 37 yds
UNA	H. Scott	4 rec., 60 yds, 1 TD
	D. Hall	4 rec., 44 yds, 1 TD

DEFENSE

MC	R. Bennett	16 tkls, 10 solo
	S. Wright	7 tkls, 1.0 TFL, 1 PBU
UNA	J. Reedus	6 tkls, 1.0 TFL

Mississippi College 42 - Belhaven 21

Game #3 - September 19, 2015
Robinson-Hale Stadium - Clinton, Miss.

CLINTON, Miss. --- The Mississippi College football team outscored Belhaven 28-0 in the second half to pull away with a 42-21 victory on Saturday night at Robinson-Hale Stadium.

The Choctaws (2-1) used their potent rushing attack to get the come-from-behind victory, carrying the ball 55 times for 500 yards and five touchdowns. The school record for rushing yards in a game came in 1975 when MC posted 567 rushing yards against Mexico Polytechnic.

Sophomore quarterback Kyle Smith led the way, tallying 192 rushing yards and a score on 21 carries. Former Belhaven and Ole Miss signal caller Raymond Cotton also eclipsed the century mark, rushing for 158 yards and three touchdowns.

The MC defense pitched a shutout in the second half, holding the Belhaven "Air Raid" attack to just 93 passing yards in the final 30 minutes. Sophomore Chris Manning and freshman Mike Hall each had a team-high six tackles, while freshman Krishun Cash picked off a pass in the fourth quarter, and freshman R.J. Arnold recorded a sack.

Things did not start off so well as MC found themselves behind 7-0 after a diving 37-yard touchdown catch by Darien Thomas from quarterback Clayton Webb. The freshman passed for 313 yards and three touchdowns in the contest.

The Choctaws were forced to punt on their first drive, but after forcing a punt of their own that forced them to start at their own six-yard line, Smith would cap off a five-play, 94-yard drive with a 42-yard touchdown run. After a missed point-after, the MC would trail 7-6.

The Blazers would extend the lead with a 14-yard touchdown pass from Webb to Deon Richardson, but MC answered back with a four-play, 86-yard drive that ended with a touchdown pass from Smith to junior Marcel Newson. Smith would tie the game with a leap into the end zone on the two-point conversion.

Belhaven would take the 21-14 lead after a screen pass went 25 yards from Webb to Kevin Shief and found the end zone.

The first drive of the second half for MC would tie the game as Cotton bulldozed his way in from three yards out and the score was 21-21 with just under 10 minutes remaining.

The Choctaw defense forced a three-and-out on the next possession, and junior JaQarius Scott got his hand on a punt to set the Choctaws up at the Belhaven 32-yard line.

Senior James Banks would give the Choctaws the lead for good with a 16-yard touchdown run. Senior Chris Ingram tallied 80 rushing yards on 11 carries, while Banks had two rushes for 31 yards and the score.

The Choctaw offense had chances to score more in the second half, but a fumble inside the Belhaven five-yard line and 11 penalties for 125 yards stalled a few drives.

With the 28-21 lead at the start of the fourth quarter, the Choctaws extended the lead with a 74-yard drive for a touchdown that was highlighted by a 44-yard run from Smith on 3rd-and-14. Cotton also had a 26-yard run on the drive and scored from eight yards out.

The Choctaws capped off the second half spurt with a two-yard touchdown run from Cotton to make the score 42-21.

SCORE BY QUARTERS	1ST	2ND	3RD	4TH	FINAL
Belhaven (0-3)	7	14	0	0	21
Mississippi College (2-1)	6	8	14	14	42

1ST QUARTER

12:51	BU	Thomas 37yd pass from Webb (Acosta PAT)	8 plays, 82yds, 2:09	0-7
04:41	MC	K. Smith 42yd run (T. Poe kick fail)	5 plays, 94yds, 2:11	6-7

2ND QUARTER

12:04	BU	Richardson 14yd pass from Webb (Acosta PAT)	7 plays, 71yds, 2:08	6-14
10:09	MC	Newson 11yd pass from K. Smith (K. Smith rush)	4 plays, 86yds, 1:40	14-14
08:06	BU	Shief 25yd pass from Webb (Acosta PAT)	7 plays, 86yds, 1:57	14-21

3RD QUARTER

09:49	MC	Cotton 3yd run (T. Poe PAT)	8 plays, 59yds, 5:04	21-21
05:48	MC	Banks 18yd run (T. Poe PAT)	6 plays, 32yds, 2:45	28-21

4TH QUARTER

13:25	MC	Cotton 8yd run (T. Poe PAT)	5 plays, 74yds, 2:06	35-21
09:58	MC	Cotton 2yd run (T. Poe PAT)	4 plays, 23yds, 2:11	42-21

TEAM STATS	BEL	MC
First Downs	28	20
Rushes-Yards	29-108	55-500
Rushing TD's	0	5
Passing Yards	313	34
Comp.-Att.-Int.	33-57-1	5-8-0
Passing TD's	3	1
Total Plays-Yards	86-421	63-534
Fumbles-Lost	1-0	4-1
Penalties-Yards	9-75	11-125
Punts-Avg.	5-37.8	4-40.8
Punt returns	0-0	1-10
Kickoff returns	6-89	4-86
Interceptions	0-0	1-0
Possession Time	27:26	32:34
3rd-Down Conv.	2-of-14	6-of-13
4th-Down Conv.	2-of-5	1-of-2
Red-Zone Scores	1-3	5-5
Sacks By-Yards	0-0	1-2
PAT Made-Att	3-3	4-5
FG Made-Att	0-0	0-0

INDIVIDUAL LEADERS

RUSHING

MC	K. Smith	21 car., 192 yds, 1 TD
	R. Cotton	14 car., 158 yds, 3 TD
BU	D. Odom	14 car., 56yds
	M. Hedge	9 car., 42yds

PASSING

MC	K. Smith	5-8, 34 yds, 1 TD
BU	C. Webb	33-57, 313 yds, 3 TD, 1 INT

RECEIVING

MC	M. Newson	5 rec., 34 yds, 1 TD
BU	D. Thomas	7 rec., 88 yds, 1 TD
	D. Richardson	6 rec., 46 yds, 1 TD

DEFENSE

MC	C. Manning	6 tkls, 1.5 TFL, 2 PBU
	R. Arnold	4 tkls, 1.0 TFL, 1 Sack
BU	A. Vaughn	12 tkls, 0.5 TFL
	A. Peavy	7 tkls, 2.0 TFL

McNeese State 37 - Mississippi College 0

Game #4 - September 26, 2015
Cowboy Stadium - Lake Charles, La.

LAKE CHARLES, La. --- The Mississippi College football team wrapped up their non-conference schedule with a 37-0 loss to Division I-FCS #17 McNeese State on Saturday night at Cowboy Stadium.

The Choctaws (2-2) were led by senior Chris Ingram, who rushed for 36 yards on 12 carries, while freshman quarterback Walker Meadows rushed for 28 yards on 10 attempts.

Sophomore punter Matthew Turcotte had a big night, averaging 44.3 yards per punt with a long of 55 yards on the night.

Senior Seth McDonald led the MC defense with nine tackles, while freshman Leon Cunningham had six tackles with 0.5 for loss, one forced fumble and two fumble recoveries. Senior Lazarus Shelby had five tackles with a sack on the night.

The Choctaw defense was able to force three turnovers on the night with freshman Mike Hall and junior Reggie Bennett forcing the others.

The Cowboys (3-0), who were scheduled to open the season against LSU before lighting canceled the game, got a four-yard touchdown run from Derrick Milton with 7:56 remaining in the first quarter. The score would wind up being the game-winner.

Quarterback Daniel Sams rushed for 78 yards and went 11-of-16 for 174 yards and two touchdowns for McNeese. Kent Shelby and David Bush each caught touchdown passes.

The Choctaws will be back in action next Saturday when they will host Shorter in Gulf South Conference play at 7:00 p.m. at Robinson-Hale Stadium.

SCORE BY QUARTERS	1ST	2ND	3RD	4TH	FINAL
Mississippi College (2-2)	0	0	0	0	0
McNeese State (3-0)	13	7	10	7	37

1ST QUARTER

07:56	MCN	Milton 4yd run (Manuel PAT fail)	7 plays, 60yds, 2:39	0-6
03:57	MCN	Shelby 40yd pass from Sams (Manuel PAT)	3 plays, 52yds, 1:15	0-13

2ND QUARTER

14:26	MCN	Bush 22yd pass from Sams (Manuel PAT)	6 plays, 70yds, 2:51	0-20
-------	-----	---------------------------------------	----------------------	------

3RD QUARTER

08:26	MCN	Manuel 43yd field goal	11 plays, 33yds, 4:20	0-23
03:43	MCN	Ross 2yd run (Manuel PAT)	6 plays, 56yds, 2:44	0-30

4TH QUARTER

09:56	MCN	Ashcraft 5yd run (Manuel PAT)	11 plays, 76yds, 4:55	0-37
-------	-----	-------------------------------	-----------------------	------

TEAM STATS	MC	MCN
First Downs	10	24
Rushes-Yards	45-99	41-252
Rushing TD's	0	3
Passing Yards	15	254
Comp.-Att.-Int.	2-11-1	19-25-0
Passing TD's	0	2
Total Plays-Yards	56-114	66-506
Fumbles-Lost	0-0	6-4
Penalties-Yards	4-30	5-69
Punts-Avg.	10-40.4	2-47.0
Punt returns	0-0	7-88
Kickoff returns	5-87	1-24
Interceptions	0-0	1-47
Possession Time	30:59	29:01
3rd-Down Conv.	3-of-15	5-of-11
4th-Down Conv.	0-of-1	1-of-1
Red-Zone Scores	0-1	3-3
Sacks By-Yards	1-6	1-4
PAT Made-Att	0-0	4-5
FG Made-Att	0-0	1-1

INDIVIDUAL LEADERS

RUSHING

MC	C. Ingram	12 car., 36yds
	W. Meadows	10 car., 28yds
MCN	D. Sams	10 car., 78yds
	R. Ross	9 car., 72 yds, 1 TD

PASSING

MC	W. Meadows	1-6, 15 yds, 0 TD, 1 INT
MCN	D. Sams	13-18, 187 yds, 2 TD

RECEIVING

MC	C. Ingram	1 rec, 8yds
MCN	T. Battiste	5 rec, 67yds
	K. Shelby	2 rec, 49yds, 1 TD

DEFENSE

MC	S. McDonald	9 tkls, 6 solo
	L. Cunningham	6 tkls, 2 FR, 1 FF
MCN	D. Hill	8 tkls, 2.5 TFL
	J. Gross	6 tkls, 2.5 TFL

Shorter 42 - Mississippi College 23

Game #5 - October 3, 2015
Robinson-Hale Stadium - Clinton, Miss.

CLINTON, Miss. --- The Mississippi College football team took their first home loss of the season with a 42-23 defeat at the hands of Shorter University on Saturday night at Robinson-Hale Stadium.

After the Choctaws (2-3, 0-2 GSC) fell behind 14-3, the offense drove into Hawks (2-2, 1-0 GSC) territory, but Dominique Henfield forced a fumble and Jordan Shaw returned it 61 yards for a touchdown to put Shorter ahead, 21-3.

Senior Tyler Poe nailed two field goals (27 & 39 yards) in the first half to make the halftime score 21-6 in favor of the Hawks.

The second half opened with the MC defense forcing a fumble as senior Seth McDonald created the turnover and senior Lazarus Shelby recovered the loose ball, giving the Choctaws the ball at the Shorter 24-yard line.

The MC offense was held to another Poe field goal as the Pearl High and Hinds CC kicker nailed a 35-yarder to cut the deficit to 21-9.

On Shorter's next drive, the defense forced a 4th-and-12, but quarterback Aaron Bryant escaped a would-be sack and completed a 17-yard pass to Cody Simpson to extend the drive.

Bryant capped off the drive with a 1-yard touchdown run to push the lead to 28-9 with 7:18 to go in the third quarter.

The Hawks took advantage of another MC miscue as they blocked a punt, and Aki Coles rushed in from two yards out to push the lead to 35-9.

Senior Chris Ingram scored his first touchdown of the season to open the fourth quarter on a one-yard run to cut the lead to 35-16.

After the Hawks pushed the lead out to 42-16, junior Quon Brand finished off the scoring with a 3-yard touchdown run.

The Choctaws rushed for 203 yards on 54 carries with the two rushing touchdowns. The Hawks put up 300 rushing yards and five scores in the contest.

Ingram led the MC offense with 79 rushing yards and the score, while freshman Moregan Sharp rushed for 30 yards on two carries with a long of 26 yards.

Junior Carl Rainey, Jr. led the MC defense with 10 tackles, including eight solo stops. Shelby finished with eight tackles, while junior Reggie Bennett had three tackles and his fifth career interception.

B.J. McCoy led Shorter with 117 rushing yards, while Bryant had 99 rushing yards and four touchdowns. Zach Butts led the defense with 10 tackles, 1.5 for loss and a sack.

SCORE BY QUARTERS	1ST	2ND	3RD	4TH	FINAL
Shorter (2-2)	7	14	14	7	42
Mississippi College (2-3)	0	6	3	14	23

1ST QUARTER

09:07 SU Bryant 4yd run (Langford PAT) 7 plays, 59yds, 3:31 0-7

2ND QUARTER

12:21 MC Poe 27yd field goal 5 plays, 21yds, 2:20 3-7

07:42 SU Bryant 37yd run (Langford PAT) 9 plays, 75yds, 4:39 3-14

04:44 SU Shaw 61yd fumble recovery (Langford PAT) --- 3-21

00:17 MC Poe 39yd field goal 13 plays, 43yds, 4:27 6-21

3RD QUARTER

12:07 MC Poe 35yd field goal 4 plays, 6yds, 1:57 9-21

07:24 SU Bryant 1yd run (Langford PAT) 10 plays, 81yds, 4:36 9-28

05:03 SU Coles 2yd run (Langford PAT) 1 play, 2 yds, 0:01 9-35

4TH QUARTER

14:55 MC Ingram 4yd run (Poe PAT) 12 plays, 63yds, 5:00 16-35

08:43 SU Bryant 7yd run (Langford PAT) 11 plays, 72yds, 6:09 16-42

05:49 MC Brand 3yd run (Poe PAT) 7 plays, 60yds, 2:43 23-42

TEAM STATS	SU	MC
First Downs	19	17
Rushes-Yards	49-300	54-203
Rushing TD's	5	2
Passing Yards	51	54
Comp.-Att.-Int.	4-6-1	6-9-0
Passing TD's	0	0
Total Plays-Yards	55-351	63-257
Fumbles-Lost	4-2	2-1
Penalties-Yards	3-12	4-20
Punts-Avg.	1-39.0	4-21.2
Punt returns	1-12	0-0
Kickoff returns	4-76	6-125
Interceptions	0-0	1-10
Possession Time	28:04	31:56
3rd-Down Conv.	3-of-7	4-of-13
4th-Down Conv.	3-of-3	1-of-1
Red-Zone Scores	4-5	4-4
Sacks By-Yards	3-22	0-0
PAT Made-Att	6-6	2-2
FG Made-Att	0-0	3-3

INDIVIDUAL LEADERS

RUSHING

MC C. Ingram 13 car., 79yds, 1 TD

K. Smith 17 car., 13yds

SU B. McCoy 12 car., 117yds

A. Bryant 17 car., 99yds, 4 TD

PASSING

MC W. Meadows 4-4, 35yds

K. Smith 2-5, 19yds

SU A. Bryant 4-6, 51yds, 1 INT

RECEIVING

MC J. Banks 2 rec, 21yds

J. Dixon 2 rec, 14yds

SU M. Sutton 2 rec, 22 yds

DEFENSE

MC C. Rainey 10 tkls, 8 solo

R. Bennett 3 tkls, 1 INT

SU Z. Butts 10 tkls, 1.5 TFL, 1 Sack

Valdosta State 34 - Mississippi College 7

Game #6 - October 17, 2015
Bazemore-Hyder Stadium - Valdosta, Ga.

VALDOSTA, Ga. --- The Mississippi College football team made their longest road trip of the season, falling to Valdosta State, 34-7, on Saturday afternoon at Bazemore-Hyder Stadium.

The Choctaws (2-4, 0-3 GSC) put up an outstanding defensive effort in the first half, holding the Blazers (4-2, 1-2 GSC) scoreless over a 25 minute span.

VSU opened the game with EJ Hilliard finding Greg Dent for a 74-yard touchdown pass to take a 7-0 lead. Dent caught six passes for 187 yards and a score in the contest.

The Choctaws looked poised to tie the game up, but a fumble inside the Blazer red zone cost MC an opportunity. The defense would force a 42-yard field goal that was missed by VSU.

On the next possession, the Choctaws threw an interception, but MC's defense stood tall again and forced a missed field goal, keeping the score at 7-0.

Near the end of the first half, MC looked like they would put points on the board again, but a fumble gave the Blazers the ball at their own 29-yard line with a minute left. They would drive 71 yards for a touchdown and take a 14-0 lead into the break.

In the second half, the Blazers opened with another long pass to put them at the one-yard line. The MC defense forced a 4th and goal, but VSU punched it in to take a 21-0 lead.

After the Blazers extended the lead to 28-0, the Choctaws would mount a drive that covered 74 yards in 12 plays, capped off by a one-yard touchdown run from senior Chris Ingram. The Southaven native went over 900 career rushing yards with 82 yards on eight carries with a score on Saturday.

The Blazers would score on the next possession, but a missed PAT put the final score at 34-7.

Junior Carl Rainey Jr. led the MC defense in tackles for the second straight game, racking up eight stops. Freshman Mike Hall had seven, while freshman R.J. Arnold at six.

Junior Alex Johnson earned his first start of the season and tallied five tackles, including one for loss. Junior Alexander Greer and freshmen Grant Ingram and Anthony Jackson also had tackles for loss in the game.

SCORE BY QUARTERS	1ST	2ND	3RD	4TH	FINAL
Mississippi College (2-4)	0	0	0	7	7
Valdosta State (4-2)	7	7	14	6	34

1ST QUARTER

12:18 VSU Dent 74yd pass from Hilliard (Gray PAT) 3 plays, 85yds, 1:00 0-7

2ND QUARTER

00:08 VSU Bolden 11yd pass from Rivers (Wilson PAT) 8 plays, 68yds, 0:52 0-14

3RD QUARTER

12:49 VSU O'Neal 1yd run (Wilson PAT) 5 plays, 76yds, 2:05 0-21

05:51 VSU Rivers 19yd run (Wilson PAT) 10 plays, 44yds, 5:05 0-28

4TH QUARTER

14:57 MC C. Ingram 1yd run (Poe PAT) 12 plays, 74yds, 5:45 7-28

08:42 VSU Bolden 16yd pass from Rivers (Wilson PAT fail) 14 plays, 75yds, 6:15 7-34

TEAM STATS	MC	VSU
First Downs	12	23
Rushes-Yards	40-130	39-156
Rushing TD's	1	2
Passing Yards	69	194
Comp.-Att.-Int.	7-13-1	23-31-0
Passing TD's	0	3
Total Plays-Yards	53-199	70-450
Fumbles-Lost	2-2	1-0
Penalties-Yards	2-10	8-52
Punts-Avg.	4-43.2	2-30.0
Punt returns	0-0	2--11
Kickoff returns	5-87	1-14
Interceptions	0-0	1-32
Possession Time	29:21	30:39
3rd-Down Conv.	3-of-10	3-of-12
4th-Down Conv.	2-of-2	6-of-7
Red-Zone Scores	1-2	4-6
Sacks By-Yards	0-0	1-5
PAT Made-Att	1-1	4-5
FG Made-Att	0-0	0-1

INDIVIDUAL LEADERS

RUSHING

MC C. Ingram 8 car., 82yds, 1 TD

W. Meadows 12 car., 33yds

VSU C. O'Neal 10 car., 45yds, 1TD

E. Hilliard 6 car., 38yds

PASSING

MC W. Meadows 3-6, 24yds, 1 INT

K. Smith 3-5, 41yds

VSU R. Rivers 14-21, 197yds, 2 TD

E. Hilliard 9-10, 97yds, 1 TD

RECEIVING

MC R. Turner 2 rec, 19yds

J. Dixon 2 rec, 14yds

VSU G. Dent 6 rec, 187yds, 1 TD

DEFENSE

MC M. Hall 7 tkls, 3 solo, 1 PBU

VSU D. Robinson 8 tkls, 6 solo, 1.0 TFL

MISSISSIPPI COLLEGE AT WEST ALABAMA

Game #9 - November 7, 2015
Tiger Stadium - Livingston, Ala.

RECAP

SCORE BY QUARTERS	1ST	2ND	3RD	4TH	FINAL
Mississippi College					
West Alabama					
1ST QUARTER					
2ND QUARTER					
3RD QUARTER					
4TH QUARTER					

TEAM STATS	MC	UWA	INDIVIDUAL LEADERS
First Downs			RUSHING
Rushes-Yards			MC
Passing Yards			
Comp.-Att.-Int.			UWA
Total Plays-Yards			
Fumbles-Lost			PASSING
Penalties-Yards			MC
Punts-Avg.			
Punt returns			UWA
Kickoff returns			
Interceptions			RECEIVING
Possession Time			MC
3rd-Down Conv.			
4th-Down Conv.			UWA
Red-Zone Scores			
Sacks By-Yards			DEFENSE
			MC
			UWA

DELTA STATE AT MISSISSIPPI COLLEGE

Game #10 - November 14, 2015
Robinson-Hale Stadium - Clinton, Miss.

RECAP

SCORE BY QUARTERS	1ST	2ND	3RD	4TH	FINAL
Delta State					
Mississippi College					
1ST QUARTER					
2ND QUARTER					
3RD QUARTER					
4TH QUARTER					

TEAM STATS	DSU	MC	INDIVIDUAL LEADERS
First Downs			RUSHING
Rushes-Yards			MC
Passing Yards			
Comp.-Att.-Int.			DSU
Total Plays-Yards			
Fumbles-Lost			PASSING
Penalties-Yards			MC
Punts-Avg.			
Punt returns			DSU
Kickoff returns			
Interceptions			RECEIVING
Possession Time			MC
3rd-Down Conv.			
4th-Down Conv.			DSU
Red-Zone Scores			
Sacks By-Yards			DEFENSE
			MC
			DSU



2015 GULF SOUTH CONFERENCE

FOOTBALL WEEKLY RELEASE

Week Eight Preview | October 21, 2015



Contact: Michael Anderson, Assistant Commissioner for Championships and Communications | mikeanderson@gscsports.org
Phone: (205) 991-9880 | Fax: (205) 437-0505 | Twitter: @GulfSouth | Facebook: The Gulf South Conference | Instagram: gscsports

GSC STANDINGS (through 10/18/15)

A/D2	Team	Conference					Overall					Home	Away	Neutral	Streak
		W	L	Pct.	PF	PA	W	L	Pct	PF	PA				
2/2	West Georgia	3	0	1.000	109	49	7	0	1.000	299	96	4-0	3-0	0-0	W-7
13/11	North Alabama	3	0	1.000	123	77	5	1	.833	241	146	3-0	1-1	1-0	W-1
	Florida Tech	2	1	.667	113	105	4	3	.571	229	171	2-1	2-2	0-0	W-3
22/17	Delta State	1	2	.333	82	86	5	2	.714	272	155	3-2	2-0	0-0	L-1
	West Alabama	1	2	.333	79	83	5	2	.714	209	132	3-1	2-1	0-0	W-1
--/25	Valdosta State	1	2	.333	74	90	4	2	.667	182	128	2-1	1-1	1-0	W-1
	Shorter	1	2	.333	86	113	2	4	.333	129	172	0-1	2-3	0-0	L-2
	!Mississippi College	0	3	.000	47	110	2	4	.333	150	174	2-1	0-3	0-0	L-3

A--AFCA Division II Coaches' Poll (released every Monday); D2--D2Football.com Poll (released every Tuesday); !--Games versus MC count as league contests, but they are not eligible for the Title until 2016

LAST WEEK'S RESULTS

October 17 (Saturday)

***@ West Alabama 52, Shorter 27 (HC)**

***@ Valdosta State 34, Mississippi College 7**

***!#2 West Georgia 28, @ #15 Delta State 7**

Florida Tech 34, @ Fort Valley State 7

@ #17 North Ala. 62, UNC-Pembroke 28 (HC)

GSC Teams in **BOLD**; *--Conference Game; \$--Florida's Space Coast GSC on ESPN3; !--ESPN3 D-II Football Game of the Week; (HC)--Homecoming

THIS WEEK'S GAMES

October 22 (Thursday)

\$*Valdosta State @ Shorter 7:30 pm

October 24 (Saturday)

***#13 North Ala. @ #2 West Ga.** 2:00 pm

***West Alabama @ #22 Delta State** 2:00 pm

***Fla. Tech @ Miss. College (HC)** 3:00 pm

All times Local; GSC Teams in **BOLD**; *--Conference Game; \$--Florida's Space Coast GSC on ESPN3; (HC)--Homecoming

GSC WEEK SEVEN RECAP

Week Seven of GSC Football resulted in a tie atop the league standings.

No. 2 West Georgia moved into a first-place tie with **No. 13 North Alabama** at 3-0 as UWG won at **No. 15 Delta State**, 28-7, while UNA breezed past UNC-Pembroke in non-conference play, 62-28. There will be just one team at the top the standings after this week after North Alabama goes to West Georgia on Saturday in Game 7 of the Florida's Space Coast GSC on ESPN3 package.

Florida Tech found itself in sole possession of second-place after running its winning streak to three via a 34-7 triumph at in-region, non-conference SIAC member Fort Valley State. FIT's defense held FVSU scoreless until 4:18 in the fourth quarter, while the offense rolled up 477 total yards.

West Alabama capped its Homecoming celebrations at **Shorter's** expense, posting a 52-27 victory in Saturday's GSC-TV contest. **UWA running back Javae Swindle** became the school's all-time leading rusher (2,220 yards), while **SU's B.J. McCoy** ran for a career-high 210 yards.

Valdosta State put the brakes on a two-game skid thanks to a 34-7 home triumph over **Mississippi College**. VSU's first Conference victory of the season was spearheaded by its defense which brought a shutout into the final 15 minutes and allowed just 69 yards through the air.



ORLANDO'S CLOSEST BEACHES

cocoa beach ★ melbourne beaches ★ palm bay ★ titusville

**OFFENSIVE PLAYER OF THE WEEK**

Shorter running back B.J. McCoy is the SU's second Offensive winner in three weeks. The junior led the Hawks' ground attack in Saturday's GSC-TV setback at West Alabama, amassing 210 yards on 22 attempts for a 9.5 per-carry average. He also ran for two touchdowns led by a 92-yard scamper in the second quarter. The Villa Rica, Ga. native's rushing total was the highest in the GSC this season and the most by a league player since 2013 and his 92-yard run was the fourth-longest in Conference history.

**DEFENSIVE PLAYER OF THE WEEK**

Delta State linebacker De'Koven Ware is DSU's third consecutive Defensive honoree, fourth of the season. The senior turned-in a game-best effort in Saturday's home setback versus No. 2 West Georgia, leading all players with eight solo tackles and eight total stops. The Dawson, Ga. native also registered four tackles for a loss of 17 yards with two sacks for 11 yards. Ware added one quarterback hurry and was responsible for the Statesmen's lone score of the day when he scooped up a blocked punt midway through the fourth quarter, racing 10 yards for a TD.

**SPECIAL TEAMS PLAYER OF THE WEEK**

Florida Tech running back Antwuan Haynes is the second different FIT player to claim Special Teams laurels this season. The freshman combined for 105 total return yards on two kickoff returns and one punt return in the Panthers' 34-7 home win over Fort Valley State. The Fort Lauderdale, Fla. native capped Florida Tech's scoring in the fourth quarter when he became the first-ever FIT player to return a punt for a touchdown, bringing back a 76-yarder at the 6:25 mark.

**FRESHMAN OF THE WEEK**

West Alabama quarterback Harry Satterwhite takes home his second Freshman award in three weeks after leading UWA to a 52-27 home victory over Shorter in Saturday's GSC-TV contest in his first-ever start. The Mobile, Ala. native completed 11-of-19 passes for 219 yards and three touchdowns, while also adding 17 yards on the ground. All three of Satterwhite's TD tosses came in the first half, led by a 79-yard strike in the second quarter.

Also nominated for Offensive Player of the Week: Tyreek Hill (West Alabama, RB); Gary Holmes (Florida Tech, RB); Luke Wingo (North Alabama, QB)

Also nominated for Defensive Player of the Week: Alex Armah (West Georgia, DE); Quentin Harton (West Alabama, LB); Nathan McDowell (Florida Tech, LB)

Also nominated for Special Teams Player of the Week: James Dugan (West Georgia, P); Jordan Ikner (West Alabama, P)

Also nominated for Freshman of the Week: Antwuan Haynes (Florida Tech, RB); Roland Rivers (Valdosta State, QB)

2015 GSC PLAYERS OF THE WEEK

Week Ending	OFFENSE	DEFENSE	SPECIAL TEAMS	FRESHMAN
09/06/15	QB-Tyler Sullivan, DSU	DB-Chris Davis, UWA	PR/KR-Telvin Brown, UWG	RB-Aares McCall, UWG
09/13/15	QB-Tyler Sullivan, DSU	DB-Joreco Beckwith, DSU	PK-Hunter Heck, UWG	QB-Dezmon Huntley, UWA
09/20/15	QB-Dallas Dickey, UWG	LB-Zach Butts, SU	DB-Marcus Sayles, UWG	RB-Antwuan Haynes, FIT
09/27/15	QB-Luke Wingo, UNA	DE-Alex Armah, UWG	RB/KR-Tyreek Hill, UWA	RB-Antwuan Haynes, FIT
10/04/15	QB-Aaron Bryant, SU	DB-Jon Knox, DSU	RB/KR-Gary Holmes, FIT	QB-Harry Satterwhite, UWA
10/11/15	RB-LaMarcus Franks, UWG	LB-Lamar Dennis, DSU	PK-Kevin Henke, UNA	LB-Keijne Thomas, DSU
10/18/15	FB-B.J. McCoy, SU	LB-De'Koven Ware, DSU	RB-Antwuan Haynes, FIT	QB-Harry Satterwhite, UWA

For the first time this year, the Conference will bring two Florida's Space Coast GSC-TV on ESPN3 contests to the masses led by Saturday's battle for first-place in the league standings.

Shorter kicks off Week Eight on Thursday night, hosting Peach State rival **Valdosta State** in Game Six of the GSC-TV package. Saturday starts with a bang when **No. 11 North Alabama** travels to **No. 2 West Georgia** in Game Seven. The league lead is on the line in Carrollton, Ga. as both squads enter with 3-0 Conference records. Both games are exclusive to ESPN3 and can be accessed at www.gscsports.org/ESPN3.

No. 22 Delta State hosts nearby rival **West Alabama** in a contest that was moved up four hours to 2:00 pm because of potential severe weather in the Cleveland, Miss. area.

The Magnolia State also hosts the final game of the day when **Mississippi College** celebrates its Homecoming by hosting **Florida Tech**, which seeks to remain in second place in the standings.

**Valdosta State Blazers (4-2, 1-2 Gulf South)
at Shorter Hawks (2-4, 1-2 Gulf South)**

Thursday, October 22 | 7:30 p.m. ET
Barron Stadium, Rome, Ga.

Series Record: VSU leads 3-0
Last Meeting: @ VSU 37, SU 6 (2014)
Live TV: www.gscsports.org/ESPN3 ([Direct Link](#))
Live Stats: www.goshorterhawks.com ([Direct Link](#))
VSU's Last Game: Won at Mississippi College, 34-7
SU's Last Game: Lost at West Alabama, 52-27

Game Breakdown: **Shorter** defends its home turf inside Barron Stadium for just the third time this season, when the Hawks and in-state foe **Valdosta State** battle in Thursday night's Florida's Space Coast GSC-TV on ESPN3 contest.

The teams entertain a GSC audience for the second time after VSU claimed a 37-6 win in Rome, Ga. in 2012. Overall, the Blazers are 14-11 in GSC-TV action and make their second appearance this year after falling at West Georgia two weeks ago. Shorter is in search of its first-ever GSC-TV victory going 0-7 following a loss at West Alabama last Saturday.

Valdosta State is 3-0 all-time against Shorter. VSU's lone trip to SU came in the 2012 GSC-TV meeting. The Blazers recorded home triumphs the last two years: 41-0 in 2013 and 37-6 in 2014.

Valdosta State By The Numbers:

Offensive Leaders

Rushing: Cedric O'Neal (372 yd, 62.0 avg/g, 6 TD)
Passing: EJ Hilliard (946 yd, 157.7 avg/g, 9 TD)
Receiving: Greg Dent (27 rec, 453 yd, 3 TD)



Defensive Leaders

Tackles: Sharmaine Washington (LB, 26 solo, 17 ast, 2.0 TFL/3 yd)
Sacks: Egim Etta-Tawo (LB, 3.5 sacks/28 yd)
Interceptions: Peter Tulloch (DB, 2 INT/32 yd)

Shorter By The Numbers:

Offensive Leaders

Rushing: B.J. McCoy (830 yd, 138.3 avg/g, 5 TD)
Passing: Aaron Bryant (356 yd, 59.3 avg/g, 1 TD)
Receiving: Cody Simpson (9 rec, 180 yd, 1 TD)



Defensive Leaders

Tackles: Zach Butts (LB, 39 solo, 21 ast, 2.5 TFL/13 yd)
Sacks: Trevaris Horton (DL, 3.0 sacks/21 yd)
Interceptions: Wesley Clay (DB, 1 INT/73 yd)
Dominique Henfield (LB, 1 INT/0 yd)
Jordan Shaw (DB, 1 INT/0 yd)

**#11 North Alabama Lions (5-1, 3-0 Gulf South)
at #2 West Georgia Wolves (7-0, 3-0 Gulf South)**

Saturday, October 24 | 2:00 p.m. ET
University Stadium, Carrollton, Ga.

Series Record: UNA leads 21-11
Last Meeting: @ UNA 31, UWG 28 (2014)
Live TV: www.gscsports.org/ESPN3 ([Direct Link](#))
Live Stats: www.uwgsports.com ([Direct Link](#))
UNA's Last Game: Won at home over UNC-Pembroke, 62-28
UWG's Last Game: Won at Delta State, 28-7

Game Breakdown: All eyes will be on University Stadium on Saturday, as **No. 2 West Georgia** hosts **No. 11 North Alabama** in the week's second GSC-TV game.

GSC-TV also featured the UNA/UWG matchup in 2014 when the Lions clipped the Wolves in Florence, Ala., 31-28. Sole possession of first-place in the Conference standings is on the line, but the clash also has NCAA regional implications as well.

Both teams are perfect in GSC-TV this year. North Alabama claimed the first two TV games at home this year, while West Georgia earned a home win over Valdosta State two weeks ago. UNA is 15-9 all-time in GSC-TV clashes thanks to eight consecutive wins. UWG owns a 9-12 mark with two straight victories.

The Lions have history on their side, winning nine out of the last 10 versus the Wolves led by back-to-back decisions. The squads face off at West Georgia for the first time since 2012 which is also the last time the Wolves posted a win over North Alabama, 38-28. UNA is 9-7 all-time on the UWG campus.

North Alabama By The Numbers:

Offensive Leaders

Rushing: L. Thompson (755 yd, 125.8 avg/g, 7 TD)
Passing: Luke Wingo (1,492 yd, 248.7 avg/g, 12 TD)
Receiving: Lee Mayhall (27 rec, 283 yd, 2 TD)



Defensive Leaders

Tackles: C.J. Jackson (LB, 25 solo, 17 ast, 2.5 TFL/12 yd)
Sacks: Sheldon Lewis (LB, 2.0 sacks/13 yd)
Interceptions: Darvell Harris (DB, 1 INT/52 yd)
Floyd Jones (DB, 1 INT/28 yd)
Philbert Martial (DB, 1 INT/0 yd)
Jalen Reedus (DB, 1 INT/0 yd)

West Georgia By The Numbers:

Offensive Leaders

Rushing: Aares McCall (414 yd, 59.1 avg/g, 3 TD)
Passing: Dallas Dickey (1,262 yd, 180.3 avg/g, 13 TD)
Receiving: Shaq Hall (31 rec, 341 yd, 4 TD)



Defensive Leaders

Tackles: Marion Chapman (LB, 19 solo, 20 ast, 5.0 TFL/15 yd)
Sacks: Alex Armah (DL, 6.0 sacks/39 yd)
Interceptions: Zed Brown (S, 1 INT/0 yd)
Lorenzo Ford (S, 1 INT/0 yd)
Gabe Freeman (S, 1 INT/4 yd)
Kentrell Reynolds (LB, 1 INT/16 yd)
Phillip Warren (DB, 1 INT/66 yd)
Laronji Vason (DB, 1 INT/0 yd)
Jakyron Young (CB, 1 INT/0 yd)

**West Alabama Tigers (5-2, 1-2 Gulf South)
at #22 Delta State Statesmen (5-2, 1-1 Gulf South)**

**Saturday, October 24 | 2:00 p.m. CT
Parker Field at McCool Stadium, Cleveland, Miss.**

Series Record:DSU leads 35-22-3
Last Meeting:DSU 45, @ UWA 24 (2014)
Live Video:www.dsustatesmen.com ([Direct Link](#))
Live Stats:www.dsustatesmen.com ([Direct Link](#))
UWA's Last Game: Won at home over Shorter, 52-27
DSU's Last Game: Lost at home to West Georgia, 28-7

Game Breakdown: No. 22 Delta State hosts West Alabama in a game that was moved up four hours due to expected severe weather in the Cleveland, Miss. area.

The teams feature identical win-loss records as both suffered losses to West Georgia and Florida Tech the past three weeks. DSU seeks to return to its winning ways after UWG claimed a win inside McCool Stadium last Saturday, while UWA hopes earn its second straight win after topping Shorter at home.

DSU leads the all-time series, 35-22-3, and is 23-11-1 at home versus the Tigers. The rivals lock horns in Cleveland for the first time since 2012 when West Alabama snapped a five-game skid at DSU, 37-7. The Statesmen posted their first win over UWA in three tries a year ago in Livingston, 45-24.

West Alabama By The Numbers:

Offensive Leaders

Rushing: Dezmon Huntley (273 yd, 45.5 avg/g, 3 TD)
 Passing: Harry Satterwhite (533 yd, 106.6 avg/g, 6 TD)
 Receiving: Daryl Collins (25 rec, 232 yd, 3 TD)



Defensive Leaders

Tackles: Quentin Harton (LB, 34 solo, 23 ast, 5.5 TFL/23 yd)
 Sacks: Felix Woods (LB, 3.5 sacks/30 yd)
 Interceptions: Chris Davis (CB, 2 INT/0 yd)

Delta State By The Numbers:

Offensive Leaders

Rushing: D’Juan Bellaire (457 yd, 65.3 avg/g, 5 TD)
 Passing: Tyler Cameron (481 yd, 96.2 avg/g, 0 TD)
 Receiving: Jarvis York (33 rec, 529 yd, 2 TD)



Defensive Leaders

Tackles: LeDarion Robinson (DB, 22 solo, 22 ast, 2.5 TFL/12 yd)
 Sacks: Erin Brown (DL, 3.0 sacks/14 yd)
 Interceptions: Jerico Beckwith (DB, 3 INT/69 yd)
 Jon Knox (DB, 3 INT/ 6 yd)

**Florida Tech Panthers (4-3, 2-1 Gulf South)
at Mississippi College Choctaws (2-4, 0-3 Gulf South)**

**Saturday, October 24 | 3:00 p.m. CT
Robinson-Hale Stadium, Clinton Miss.**

Series Record: FIT leads 1-0
Last Meeting: @ FIT 44, MC 9 (2014)
Live Video:www.gochoctaws.com ([Direct Link](#))
Live Stats:www.gochoctaws.com ([Direct Link](#))
FIT's Last Game: Won at Fort Valley State, 34-7
MC's Last Game: Lost at Valdosta State, 34-7

Game Breakdown: Florida Tech makes the journey to Mississippi College for the time ever, seeking to spoil MC's Homecoming festivities.

FIT enters just one game back of first-place in the GSC standings, while the Choctaws search for their first league win of 2015. The Panthers recorded a 44-9 home win last year in the first-ever meeting in the series. Florida Tech has strung together two straight road triumphs, including last week's 34-7 win at Fort Valley State. Mississippi College opened the season with two home victories before Shorter won in Clinton four weeks ago.

Florida Tech By The Numbers:

Offensive Leaders

Rushing: Trevor Sand (503 yd, 100.6 avg/g, 3 TD)
 Passing: Mark Cato (1,295 yd, 215.8 avg/g, 12 TD)
 Receiving: T.J. Lowder (34 rec, 455 yd, 4 TD)



Defensive Leaders

Tackles: Chris Stapleton (LB, 31 solo, 25 ast, 5.0 TFL/24 yd)
 Sacks: J.J. Sanders (DE, 4.0 sack/28 yd)
 Interceptions: Manny Abad (DB, 1 INT/0 yd)
 Jace Brown (DB, 1 INT/6 yd)
 Trai Cadore (DB, 1 INT/40 yd)
 Nathan McDowell (DB, 1 INT/9 yd)
 Tyler Rosenblatt (DB, 1 INT/0 yd)

Mississippi College By The Numbers

Offensive Leaders

Rushing: Chris Ingram (336 yd, 56.0 avg/g, 2 TD)
 Passing: Kyle Smith (391 yd, 65.2 avg/g, 5 TD)
 Receiving: Marcel Newson (18 rec, 262 yd, 5 TD)



Defensive Leaders

Tackles: Mike Hall (LB, 20 solo, 12 ast)
 Sacks: Lazarus Shelby (DL, 2.0 sacks/4 yd)
 Interceptions: Reggie Bennett (DB, 1 INT/10 yd)
 Krishun Cash (LB, 1 INT/0 yd)
 Da’Quan Lewis (DB, 1 INT/29 yd)
 Chris Lyles (DB, 1 INT/0 yd)
 Chris Manning (DB, 1 INT/23 yd)

DIVISION II WEEKLY NATIONAL POLLS

AFCA TOP 25
(as of 10/19/15)

- | | |
|-------------------------------|------------------------|
| 1. Minnesota St.-Mankato (27) | 14. Henderson State |
| 2. WEST GEORGIA (5) | 15. Slippery Rock |
| 3. Northwest Missouri State | 16. Humboldt State |
| 4. Ferris State | 17. Michigan Tech |
| 5. Sioux Falls | 18. Tuskegee |
| 6. Colorado State-Pueblo | 19. Emporia State |
| 7. Colorado School-Mines | 20. Minnesota-Duluth |
| 8. Ashland | 21. Wingate |
| 9. Shepherd | 22. DELTA STATE |
| 10. Midwestern State | 23. Colorado Mesa |
| 11. Texas A&M-Commerce | 24. Angelo State |
| 12. Grand Valley State | 25. Clarion |
| 13. NORTH ALABAMA | |

D2Football.com Top 25
(as of 10/20/15)

- | | |
|--------------------------|---------------------------|
| 1. Minnesota State | 14. Grand Valley State |
| 2. WEST GEORGIA | 15. Slippery Rock |
| 3. Ferris State | 16. Michigan Tech |
| 4. Sioux Falls | 17. DELTA STATE |
| 5. Northwest Missouri | 18. Tuskegee |
| 6. CSU-Pueblo | 19. Angelo State |
| 7. Colorado Mines | 20. Humboldt State |
| 8. Texas A&M-Commerce | 21. Central Missouri |
| 9. Midwestern State | 22. Clarion |
| 10. Ashland | 23. Emporia State |
| 11. NORTH ALABAMA | 24. Henderson State |
| 12. Minnesota Duluth | 25. VALDOSTA STATE |
| 13. Shepherd | |

Others Receiving Votes: Lenoir-Rhyne (N.C.), 40; Indianapolis (Ind.), 37; Charleston (W.Va.), 35; Virginia Union, 23; **Valdosta St. (Ga.), 21**; Fort Hays St. (Kan.), 19; East Central (Okla.), 13; Indiana (Pa.), 9; Assumption (Mass.), 7; Bowie St. (Md.), 6; Central Missouri, 5; Carson-Newman (Tenn.), 2; North Greenville (S.C.), 2; Southwest Minnesota St., 2; Azusa Pacific (Calif.), 1.

WEEK-BY-WEEK IN THE NATIONAL POLLS

Below is a weekly look at each Gulf South Conference team's spot in the AFCA Coaches and D2Football.com polls in 2015. The AFCA poll is released each Monday afternoon and the D2Football.com poll is released each Wednesday.

(AFCA/D2)	DSU	FIT	MC	UNA	SU	VSU	UWA	UWG
Preseason	14/11	--/--	--/--	15/13	--/--	16/15	--/--	4/3
Sept. 7	10/11	--/--	--/--	13/13	--/--	14/14	--/--	3/3
Sept. 14	6/8	--/--	--/--	10/10	--/--	11/11	--/--	2/2
Sept. 21	5/6	--/--	--/--	8/8	--/--	9/9	--/--	2/3
Sept. 28	5/6	--/--	--/--	8/8	--/--	9/9	--/--	2/3
Oct. 5	17/10	RV/--	--/--	6/6	--/--	21/17	--/--	2/2
Oct. 12	15/8	--/--	--/--	17/16	--/--	--/24	--/--	2/2
Oct. 19	22/17	--/--	--/--	13/11	--/--	RV/25	--/--	2/2
Oct. 26								
Nov. 2								
Nov. 9								
Nov. 16								
Nov. 23								
Final								

GSC COACHING RECORDS

Listed below is a list of won-lost records for the eight current GSC head coaches for their careers and at the helm of GSC programs.

Coach, School	Career	GSC
Todd Cooley, DSU	21-7	21-7
Steve Englehart, FIT	41-29	15-15
John Bland, MC	78-39	3-13
Bobby Wallace, UNA	156-148-1	137-77-1
Phil Jones, SU	56-56	13-26
David Dean, VSU	74-26	74-26
Brett Gilliland, UWA	10-8	10-8
Will Hall, UWG	44-14	44-14

GSC VS. NON-CONFERENCE FOES

	W	L	Pct.
GSC VS. DIVISION II FOES			
Central Intercollegiate Athletic Assoc.	2	0	1.000
Great Northwest Athletic Conference	0	1	.000
Independent	2	0	1.000
Lone Star Conference	2	0	1.000
Southern Intercollegiate Athletic Conf.	9	0	1.000
South Atlantic Conference	1	2	.333
GSC VS. OTHER CLASSIFICATIONS			
Division I-FCS	1	3	.250
Division III	1	0	.500
NAIA	4	0	1.000
Total	22	6	.786

2015 GSC TEAM SCHEDULES

ALL TIMES LOCAL

GSC Games in **BOLD**

\$--GSC TV Game of the Week

WEEK EIGHT PREVIEW

*--Homecoming



#22 DELTA STATE STATESMEN (5-2, 1-2)

Date	Opponent	Time/Result
Sept. 03	Fort Valley State	W 48-7
Sept. 12	@ #18 TX A&M-Commerce	W 51-44
Sept. 19	Kentucky Wesleyan	W 51-18
Sept. 26	Albany State	W 40-0
Oct. 03	\$Florida Tech	L 37-41
Oct. 10	@ Shorter	W 38-17
Oct. 17	!#2 West Georgia	L 7-28
Oct. 24	West Alabama	2:00 pm
Oct. 31	@ North Alabama	1:30 pm
Nov. 07	* Valdosta State	4:00 pm
Nov. 14	\$@ Mississippi College	7:00 pm

!--ESPN3 D-II Football Game of the Week



FLORIDA TECH PANTHERS (4-3, 2-1)

Date	Opponent	Time/Result
Sept. 05	Newberry	L 28-31
Sept. 12	@ Southeastern Louisiana	L 17-28
Sept. 19	Warner	W 37-0
Sept. 26	\$@ #8 North Alabama	L 48-55
Oct. 03	\$#5 Delta State	W 41-37
Oct. 10	West Alabama	W 24-13
Oct. 17	@ Fort Valley State	W 34-7
Oct. 24	@ Mississippi College	3:00 pm
Oct. 31	Shorter	7:00 pm
Nov. 07	\$*West Georgia	1:00 pm
Nov. 14	@ Valdosta State	3:00 pm



MISSISSIPPI COLLEGE CHOCTAWS (2-4, 0-3)

Date	Opponent	Time/Result
Sept. 05	Texas College	W 61-6
Sept. 12	\$@ #13 North Alabama	L 17-34
Sept. 19	Belhaven	W 42-21
Sept. 26	@ McNeese State	L 0-37
Oct. 03	Shorter	L 23-42
Oct. 17	@ Valdosta State	L 7-34
Oct. 24	* Florida Tech	3:00 pm
Oct. 31	West Georgia	3:00 pm
Nov. 07	@ West Alabama	2:00 pm
Nov. 14	\$Delta State	3:00 pm



#13 NORTH ALABAMA LIONS (5-1, 3-0)

Date	Opponent	Time/Result
Sept. 06	!Miles	W 34-17
Sept. 12	\$Mississippi College	W 34-17
Sept. 26	\$Florida Tech	W 55-48
Oct. 03	@ #9 Valdosta State	W 32-12
Oct. 10	@ Western Oregon	L 22-24
Oct. 17	*UNC-Pembroke	W 62-28
Oct. 24	\$@#2 West Georgia	2:00 pm
Oct. 31	Delta State	1:30 pm
Nov. 07	@ Shorter	1:30 pm
Nov. 14	West Alabama	1:30 pm

!--@ Legion Field (Birmingham, Ala.)



SHORTER HAWKS (2-4, 1-2)

Date	Opponent	Time/Result
Sept. 05	!Univ. of Faith (Fla.)	W 38-12
Sept. 12	@ Carson-Newman	L 7-20
Sept. 19	@ Kennesaw State	L 10-18
Sept. 26	@ Southeast Missouri State	W 26-21
Oct. 03	@ Mississippi College	W 42-23
Oct. 10	* #17 Delta State	L 17-38
Oct. 17	\$@ West Alabama	L 27-52
Oct. 22	\$Valdosta State	7:30 pm
Oct. 31	@ Florida Tech	7:00 pm
Nov. 07	North Alabama	1:30 pm
Nov. 14	@ West Georgia	2:00 pm

!--Exhibition game



VALDOSTA STATE BLAZERS (4-2, 1-2)

Date	Opponent	Time/Result
Sept. 05	@ Albany State	W 21-13
Sept. 12	!Winston-Salem State	W 31-3
Sept. 26	Cumberland (Tenn.)	W 56-22
Oct. 03	North Alabama	L 12-34
Oct. 10	\$@ #2 West Georgia	L 28-49
Oct. 17	Mississippi College	W 34-7
Oct. 22	\$@ Shorter	7:30 pm
Oct. 31	\$West Alabama	12:00 pm
Nov. 07	@ Delta State	4:00 pm
Nov. 14	* Florida Tech	3:00 pm

!--@ Cantrell Stadium (Powder Springs, Ga.)



WEST ALABAMA TIGERS (5-2, 1-2)

Date	Opponent	Time/Result
Sept. 05	Stillman	W 52-9
Sept. 10	Cumberland (Tenn.)	W 34-8
Sept. 19	@ Miles	W 13-10
Sept. 26	@ Texas A&M-Kingsville	W 31-22
Oct. 03	#2 West Georgia	L 14-32
Oct. 10	@ Florida Tech	L 13-24
Oct. 17	\$*Shorter	W 52-27
Oct. 24	@ #22 Delta State	2:00 pm
Oct. 31	\$@ Valdosta State	12:00 pm
Nov. 07	Mississippi College	12:00 pm
Nov. 14	@ North Alabama	1:30 pm



#2 WEST GEORGIA WOLVES (7-0, 3-0)

Date	Opponent	Time/Result
Sept. 05	@ Catawba	W 44-13
Sept. 12	Miles	W 33-7
Sept. 19	Fayetteville State	W 57-27
Sept. 26	*Clark-Atlanta	W 56-0
Oct. 03	@ West Alabama	W 32-14
Oct. 10	\$#21 Valdosta State	W 49-28
Oct. 17	! @ #15 Delta State	W 28-7
Oct. 24	\$#13 North Alabama	2:00 pm
Oct. 31	@ Mississippi College	3:00 pm
Nov. 07	\$@ Florida Tech	1:00 pm
Nov. 14	Shorter	2:00 pm

!--ESPN3 D-II Football Game of the Week



2015 GSC-TV FOOTBALL GAME OF THE WEEK SCHEDULE

Date	Game	Time
Sept. 12	@ #13 UNA 34, MC 17	
Sept. 26	@ #8 UNA 55, FIT 48	
Oct. 3	FIT 41, @ #5 DSU 37	
Oct. 10	@ #2 UWG 49, #21 VSU 28	
Oct. 17	@ UWA 52, SU 27	
Oct. 22	VSU @ SU	7:30 ET/6:30 CT
Oct. 24	#13 UNA @ #2 UWG	2:00 ET/1:00 CT
Oct. 31	UWA @ VSU	12:00 ET/11:00 am CT
Nov. 7	UWG @ FIT	1:00 ET/12:00 CT
Nov. 14	DSU @ MC	8:00 ET/7:00 CT

2015 Gulf South Conference Team Statistics October 18, 2015

SCORING OFFENSE

	G	TD	FG	XPT	2XP	DXP	Saf	Pts	Avg/G
1. West Georgia	7	38	8	29	8	0	1	299	42.7
2. North Alabama	6	30	11	28	0	0	0	241	40.2
3. Delta State	7	35	9	31	1	0	1	272	38.9
4. Florida Tech	7	30	6	29	0	0	1	229	32.7
5. Valdosta State	6	26	2	20	0	0	0	182	30.3
6. West Alabama	7	27	8	21	1	0	0	209	29.9
7. Shorter	6	18	2	15	0	0	0	129	21.5

PASS DEFENSE

	G	Comp-Att-Int	Pct.	Yds	Avg/A	TD	Avg/G
1. West Georgia	7	87-184-7	47.3	928	5.0	8	132.6
2. Shorter	6	61-98-3	62.2	847	8.6	3	141.2
3. Valdosta State	6	85-161-4	52.8	1023	6.4	9	170.5
4. Florida Tech	7	128-233-5	54.9	1333	5.7	8	190.4
5. North Alabama	6	94-177-4	53.1	1159	6.5	11	193.2
6. West Alabama	7	100-177-5	56.5	1388	7.8	9	198.3
7. Delta State	7	124-240-13	51.7	1502	6.3	7	214.6

SCORING DEFENSE

	G	TD	FG	XPT	2XP	DXP	Saf	Pts	Avg/G
1. West Georgia	7	13	2	12	0	0	0	96	13.7
2. West Alabama	7	17	4	12	1	0	2	132	18.9
3. Valdosta State	6	16	5	13	1	1	0	128	21.3
4. Delta State	7	20	6	15	1	0	0	155	22.1
5. North Alabama	6	20	3	17	0	0	0	146	24.3
6. Florida Tech	7	21	8	21	0	0	0	171	24.4
7. Shorter	6	20	11	17	1	0	0	172	28.7

PASS EFFICIENCY

	G	Comp-Att-Int	Pct.	Yds	Avg/G	TD	Effic.
1. West Georgia	7	122-180-3	67.8	1627	232.4	18	173.4
2. North Alabama	6	119-181-7	65.7	1598	266.3	14	157.7
3. Valdosta State	6	121-194-4	62.4	1394	232.3	14	142.4
4. Delta State	7	165-269-7	61.3	2082	297.4	13	137.1
5. Florida Tech	7	129-239-14	54.0	1934	276.3	15	130.9
6. West Alabama	7	99-189-5	52.4	1199	171.3	12	121.3
7. Shorter	6	26-59-3	44.1	426	71.0	1	100.1

TOTAL OFFENSE

	G	Rush	Pass	Plays	Yards	Avg/P	TD	Avg/G
1. North Alabama	6	1463	1598	469	3061	6.5	29	510.2
2. Florida Tech	7	1246	1934	507	3180	6.3	27	454.3
3. West Georgia	7	1415	1627	485	3042	6.3	34	434.6
4. Delta State	7	798	2082	512	2880	5.6	30	411.4
5. Valdosta State	6	871	1394	408	2265	5.6	25	377.5
6. West Alabama	7	1210	1199	474	2409	5.1	24	344.1
7. Shorter	6	1631	426	359	2057	5.7	17	342.8

PASS DEFENSE EFFIC.

	G	Comp-Att-Int	Pct.	Yds	Avg/G	TD	Effic.
1. West Georgia	7	87-184-7	47.3	928	132.6	8	96.4
2. Delta State	7	124-240-13	51.7	1502	214.6	7	103.0
3. Florida Tech	7	128-233-5	54.9	1333	190.4	8	110.0
4. Valdosta State	6	85-161-4	52.8	1023	170.5	9	119.6
5. North Alabama	6	94-177-4	53.1	1159	193.2	11	124.1
6. West Alabama	7	100-177-5	56.5	1388	198.3	9	133.5
7. Shorter	6	61-98-3	62.2	847	141.2	3	138.8

TOTAL DEFENSE

	G	Rush	Pass	Plays	Yards	Avg/P	TD	Avg/G
1. West Georgia	7	568	928	420	1496	3.6	11	213.7
2. West Alabama	7	822	1388	445	2210	5.0	15	315.7
3. Valdosta State	6	886	1023	400	1909	4.8	16	318.2
4. North Alabama	6	843	1159	373	2002	5.4	18	333.7
5. Florida Tech	7	1144	1333	530	2477	4.7	17	353.9
6. Shorter	6	1294	847	386	2141	5.5	17	356.8
7. Delta State	7	1167	1502	548	2669	4.9	16	381.3

KICKOFF RETURNS

	G	No.	Yards	TD	Long	Avg.
1. Florida Tech	7	28	696	1	100	24.9
2. Valdosta State	6	22	536	0	52	24.4
3. North Alabama	6	24	524	0	59	21.8
4. West Alabama	7	23	441	2	78	19.2
5. West Georgia	7	16	302	0	40	18.9
6. Shorter	6	31	511	0	31	16.5
7. Delta State	7	24	310	0	45	12.9

RUSHING OFFENSE

	G	Att.	Yards	Avg/A	Long	TD	Avg/G
1. Shorter	6	300	1631	5.4	92	16	271.8
2. North Alabama	6	288	1463	5.1	52	15	243.8
3. West Georgia	7	305	1415	4.6	44	16	202.1
4. Florida Tech	7	268	1246	4.6	74	12	178.0
5. West Alabama	7	285	1210	4.2	50	12	172.9
6. Valdosta State	6	214	871	4.1	27	11	145.2
7. Delta State	7	243	798	3.3	34	17	114.0

PUNT RETURN AVG

	G	No.	Yards	TD	Long	Avg.
1. West Georgia	7	23	320	3	80	13.9
2. West Alabama	7	16	191	1	88	11.9
3. Florida Tech	7	15	149	1	76	9.9
4. Delta State	7	24	219	2	49	9.1
5. North Alabama	6	10	62	1	17	6.2
6. Shorter	6	5	26	0	7	5.2
7. Valdosta State	6	12	48	0	25	4.0

RUSHING DEFENSE

	G	Att.	Yards	Avg/A	Long	TD	Avg/G
1. West Georgia	7	236	568	2.4	26	3	81.1
2. West Alabama	7	268	822	3.1	92	6	117.4
3. North Alabama	6	196	843	4.3	84	7	140.5
4. Valdosta State	6	239	886	3.7	34	7	147.7
5. Florida Tech	7	297	1144	3.9	68	9	163.4
6. Delta State	7	308	1167	3.8	54	9	166.7
7. Shorter	6	288	1294	4.5	53	14	215.7

INTERCEPTIONS

	G	No.	Yards	TD	Long	Avg.
1. Delta State	7	13	207	2	40	15.9
2. West Georgia	7	7	86	0	66	12.3
3. West Alabama	7	5	48	0	46	9.6
4. Florida Tech	7	5	55	0	40	11.0
5. Valdosta State	6	4	35	0	32	8.8
6. North Alabama	6	4	80	0	52	20.0
7. Shorter	6	3	72	0	73	24.0

PASS OFFENSE

	G	Comp-Att-Int	Pct.	Yds	Avg/A	TD	Avg/G
1. Delta State	7	165-269-7	61.3	2082	7.7	13	297.4
2. Florida Tech	7	129-239-14	54.0	1934	8.1	15	276.3
3. North Alabama	6	119-181-7	65.7	1598	8.8	14	266.3
4. West Georgia	7	122-180-3	67.8	1627	9.0	18	232.4
5. Valdosta State	6	121-194-4	62.4	1394	7.2	14	232.3
6. West Alabama	7	99-189-5	52.4	1199	6.3	12	171.3
7. Shorter	6	26-59-3	44.1	426	7.2	1	71.0

PUNTING

	G	No.	Yards	Avg/P	Ret.	Avg/R	TB	Net/P
1. Delta State	7	33	1479	44.8	75	2.3	4	40.1
2. Florida Tech	7	34	1293	38.0	70	2.1	1	35.4
3. North Alabama	6	12	455	37.9	32	2.7	0	35.2
4. West Georgia	7	28	1046	37.4	45	1.6	1	35.0
5. Valdosta State	6	24	842	35.1	13	0.5	1	33.7
6. West Alabama	7	40	1500	37.5	122	3.0	3	33.0
7. Shorter	6	25	876	35.0	72	2.9	0	32.2

2015 Gulf South Conference Individual Statistics October 18, 2015

RUSHING									
	Cl	G	Att	Yds	Avg	TD	Lg	Avg/G	
1. B.J. McCoy-SU	Jr	6	108	830	7.7	5	92	138.3	
2. Lamon. Thompson-UNA	Sr	6	124	755	6.1	7	42	125.8	
3. D'Juan Bellaire-DSU	Jr	7	105	457	4.4	5	23	65.3	
4. C. O'Neal-VSU	Sr	6	72	372	5.2	6	27	62.0	
5. Aares McCall-UWG	Fr	7	68	414	6.1	3	44	59.1	
6. Gary Holmes-FIT	So	7	77	344	4.5	4	50	49.1	
7. Kartez Carr-SU	So	5	20	234	11.7	2	37	46.8	
8. Aaron Bryant-SU	So	6	87	275	3.2	6	71	45.8	
9. Dezmon Huntley-UWA	Fr	6	47	273	5.8	3	39	45.5	
10. D. Jackson-UWG	Fr	7	50	307	6.1	2	41	43.9	

PASSING AVG/GAME						
	Cl	G	Comp-Att-Int	Yds	TD	Avg/G
1. Luke Wingo-UNA	Sr	6	113-168-6	1492	12	248.7
2. Mark Cato-FIT	So	6	77-140-8	1295	12	215.8
3. Dallas Dickey-UWG	Sr	7	98-146-2	1262	13	180.3
4. E. Hilliard-VSU	Sr	6	90-148-4	946	9	157.7
5. R. Rivers-VSU	Fr	5	31-46-0	448	5	89.6
6. Aaron Bryant-SU	So	6	22-40-2	356	1	59.3
7. Wil Garrett-UWG	Fr	7	21-27-0	324	4	46.3
8. Dezmon Huntley-UWA	Fr	6	25-42-0	225	2	37.5
9. Jacob Tucker-UNA	Jr	5	5-12-1	100	2	20.0
10. Devante James-SU	So	5	4-16-1	70	0	14.0

PASS EFFICIENCY						
	Cl	G	Comp-Att-Int	Yds	TD	Eff.
1. Wil Garrett-UWG	Fr	7	21-27-0	324	4	227.5
2. R. Rivers-VSU	Fr	5	31-46-0	448	5	185.1
3. Dallas Dickey-UWG	Sr	7	98-146-2	1262	13	166.4
4. Luke Wingo-UNA	Sr	6	113-168-6	1492	12	158.3
5. Jacob Tucker-UNA	Jr	5	5-12-1	100	2	150.0
6. Mark Cato-FIT	So	6	77-140-8	1295	12	149.6
7. E. Hilliard-VSU	Sr	6	90-148-4	946	9	129.2
8. Aaron Bryant-SU	So	6	22-40-2	356	1	128.0
9. Dezmon Huntley-UWA	Fr	6	25-42-0	225	2	120.2
10. Devante James-SU	So	5	4-16-1	70	0	49.2

RECEPTIONS/GAME								
	Cl	G	No.	Yds	TD	Lg	Yds/G	Rec/G
1. T.J. Lowder-FIT	Sr	7	34	455	4	60	65.0	4.9
2. Jarvis York-DSU	Sr	7	33	529	2	75	75.6	4.7
3. G. Dent-VSU	Sr	6	27	453	3	75	75.5	4.5
Lee Mayhall-UNA	Sr	6	27	283	2	24	47.2	4.5
5. Shaq Hall-UWG	Sr	7	31	341	4	29	48.7	4.4
6. Dre Hall-UNA	So	6	26	366	4	48	61.0	4.3
7. Justin Leavy-DSU	Sr	7	29	367	3	60	52.4	4.1
8. Kenny Johnston-FIT	Jr	7	26	494	6	71	70.6	3.7
9. Daryl Collins-UWA	Sr	7	25	232	3	59	33.1	3.6
10. Jarret Smith-UNA	Sr	6	20	262	0	29	43.7	3.3

RECEIVE YDS/GAME								
	Cl	G	No.	Yds	TD	Lg	Avg/C	Yds/G
1. Jarvis York-DSU	Sr	7	33	529	2	75	16.0	75.6
2. G. Dent-VSU	Sr	6	27	453	3	75	16.8	75.5
3. Kenny Johnston-FIT	Jr	7	26	494	6	71	19.0	70.6
4. T.J. Lowder-FIT	Sr	7	34	455	4	60	13.4	65.0
5. Dre Hall-UNA	So	6	26	366	4	48	14.1	61.0
6. Gabe Hughes-FIT	Sr	7	20	396	1	80	19.8	56.6
7. Qa Walker-UWG	Fr	7	15	375	5	55	25.0	53.6
8. Justin Leavy-DSU	Sr	7	29	367	3	60	12.7	52.4
9. Tyreek Hil-UWA	Sr	7	18	346	3	79	19.2	49.4
10. Shaq Hall-UWG	Sr	7	31	341	4	29	11.0	48.7

TOTAL OFFENSE							
	Cl	G	Rush	Pass	Plays	Total	Yds/G
1. Luke Wingo-UNA	Sr	6	165	1492	228	1657	276.2
2. Mark Cato-FIT	So	6	50	1295	183	1345	224.2
3. Dallas Dickey-UWG	Sr	7	145	1262	208	1407	201.0
4. E. Hilliard-VSU	Sr	6	78	946	193	1024	170.7
5. B.J. McCoy-SU	Jr	6	830	0	108	830	138.3
6. Lamon. Thompson-UNA	Sr	6	755	0	124	755	125.8
7. R. Rivers-VSU	Fr	5	89	448	70	537	107.4
8. Aaron Bryant-SU	So	6	275	356	127	631	105.2
9. Dezmon Huntley-UWA	Fr	6	273	225	89	498	83.0
10. Wil Garrett-UWG	Fr	7	163	324	61	487	69.6

SCORING								
	Cl	G	TD	FG	XPT	2XP	Pts	Pts/G
1. Kevin Henke-UNA	Jr	6	0	11	28	0	61	10.2
2. Lamon. Thompson-UNA	Sr	6	9	0	0	0	54	9.0
3. V. Sciorrotta-DSU	Jr	7	0	9	31	0	58	8.3
4. Hunter Heck-UWG	Sr	7	0	8	27	0	51	7.3
5. Drake Hillman-FIT	Sr	7	0	6	28	0	46	6.6
6. Aaron Bryant-SU	So	6	6	0	0	0	36	6.0
C. O'Neal-VSU	Sr	6	6	0	0	0	36	6.0
8. Wil Garrett-UWG	Fr	7	5	0	0	8	38	5.4
9. Tyreek Hil-UWA	Sr	7	6	0	0	0	36	5.1
Eddie McCadney-DSU	Sr	7	6	0	0	0	36	5.1

SCORING (TDs)									
	Cl	G	TD	Run	Pass	Ret	Pat	Pts	Avg/G
1. Lamon. Thompson-UNA	Sr	6	9	7	2	0	0	54	9.0
2. C. O'Neal-VSU	Sr	6	6	6	0	0	0	36	6.0
Aaron Bryant-SU	So	6	6	6	0	0	0	36	6.0
4. Wil Garrett-UWG	Fr	7	5	5	0	0	4	38	5.4
5. Kenny Johnston-FIT	Jr	7	6	0	6	0	0	36	5.1
Eddie McCadney-DSU	Sr	7	6	6	0	0	0	36	5.1
Tyreek Hil-UWA	Sr	7	6	0	3	3	0	36	5.1
8. B.J. McCoy-SU	Jr	6	5	5	0	0	0	30	5.0
9. D. Jackson-UWG	Fr	7	5	2	3	0	0	30	4.3
D'Juan Bellaire-DSU	Jr	7	5	5	0	0	0	30	4.3

SCORING (KICK)						
	Cl	G	PAT	FG	Pts	Avg/G
1. Kevin Henke-UNA	Jr	6	28-29	11-14	61	10.2
2. V. Sciorrotta-DSU	Jr	7	31-33	9-13	58	8.3
3. Hunter Heck-UWG	Sr	7	27-27	8-8	51	7.3
4. Drake Hillman-FIT	Sr	7	28-29	6-11	46	6.6
5. Garrett Mattix-UWA	Sr	7	15-19	5-8	30	4.3
6. A. Gray-VSU	Fr	6	15-19	2-6	21	3.5
Kenny Langford-SU	Sr	6	15-17	2-3	21	3.5
8. Jordan Ikner-UWA	Sr	7	5-6	3-3	14	2.0
9. G. Wilson-VSU	Fr	6	5-6	0-0	5	0.8
10. Jordan Bennett-UWA	Fr	7	1-1	0-1	1	0.1

PUNT RETURN AVG							
	Cl	G	No.	Yds	TD	Long	Avg/G
1. Telvin Brown-UWG	Jr	6	11	172	2	80	15.6
2. Tyreek Hil-UWA	Sr	7	13	196	1	88	15.1
3. De'Rell Freeman-UWG	Fr	6	9	120	0	33	13.3
4. Greg Sims-DSU	Sr	7	13	132	0	49	10.2
5. Philbrt Martial-UNA	Jr	6	9	40	0	17	4.4
6. G. Dent-VSU	Sr	6	12	48	0	25	4.0
7. Jaaron Barrett-FIT	Fr	7	9	31	0	16	3.4

KICK RETURN AVG							
	Cl	G	No.	Yds	TD	Long	Avg/G
1. Philbrt Martial-UNA	Jr	6	14	392	0	59	28.0
2. Tyreek Hil-UWA	Sr	7	11	307	2	78	27.9
3. G. Dent-VSU	Sr	6	15	372	0	50	24.8
4. Antwan Haynes-FIT	Fr	7	20	453	0	53	22.6
5. Ladarrell Hunt-DSU	Sr	6	10	207	0	45	20.7
6. Willy Dorcin-SU	Jr	6	9	157	0	29	17.4




EDWIN "GOAT" HALE --- QUARTERBACK
1915-16, 1920-21 --- COLLEGE FOOTBALL HALL OF FAME

Edwin "Goat" Hale got his nickname playing for Central High School of Jackson, Mississippi, against Brookhaven in 1914. He battered through the line, scoring a touchdown, and ran past the end zone until his head hit a wooden building, loosening several planks. He was a halfback at Mississippi College in 1915-16, again in 1920-21. Between these terms he was in World War I. He was wounded, reported missing, and found later in a hospital in France. In his time Mississippi College played major teams, going 3-0 against Mississippi, 3- 1 against Tulane, 1-3 against Mississippi State, 0-2 against Alabama, 0-2 against Louisiana State. In 1915 Hale played for a Hall of Fame coach, Dana Bible. His team beat Tulane 20-6 and Mississippi 74-0. In 1921, Hale scored 23 touchdowns and drop-kicked 23 extra points. Hale played pro baseball two years, then served as assistant coach for Mississippi, Mississippi State, Southern Mississippi, Mississippi College and Millsaps. He was chief recruiter at Mississippi for Harry Mehre, and recruited three future Hall of Famers - Barney Poole, Doug Kenna and Charlie Conerly. After Hale's senior playing season at Mississippi College, the school dropped its nickname, "Collegians." A new name, "Choctaws," was voted by students.

DANA X. BIBLE --- COACH
1913-15 --- COLLEGE FOOTBALL HALL OF FAME

He was a sharp, Scripture-quoting son of a Latin and Greek scholar. Dana X. Bible's unspectacular coaching techniques brought solid, fundamental football to the Southwest. At Mississippi College (1913-1915), LSU (1916), Texas A&M (1917, 1919-28), Nebraska (1926-36), Texas (1937-46) -33 years in all- Bible's teams rolled to a 198-72-23 record. All told, Bible squads won 14 conference championships. Bible frowned on fancy football. His idea of living dangerously was a fake-and-run punt formation on third down. In his book, CHAMPIONSHIP FOOTBALL, Bible outlined the importance of scouting an opponent. He required each of his scouts to answer 42 pages of mimeographed questions on each game, and fill out another eight pages with comments and diagrams. Bible was boss at all times, running his clubs in a logical, well-planned manner. Bible began his career as a prep coach in Tennessee, and diligently studied the outstanding gridiron mentors of his time. In 11 years at Texas A&M, Bible did not have a losing season. At Nebraska, he lost only three games in eight seasons of conference competition. At Texas, Bible went 55-13-2 in his last seven years.



FRED MCAFEE --- RUNNING BACK
1987-90 --- NCAA DIVISION II FOOTBALL HALL OF FAME


McAfee was an All-American running back at Mississippi College where he rushed for 4,416 yards and scored 38 touchdowns for the Choctaws from 1987-90. As a senior he rushed for 1,583 yards and 17 touchdowns and finished third in the Harlon Hill Trophy voting. In his fifth year as Director of Player Development for the New Orleans Saints, McAfee played 16 seasons in the National Football League with New Orleans Saints, Arizona Cardinals, Pittsburgh Steelers and Tampa Bay Buccaneers from 1991-2006.

He was a Pro Bowl selection in 2002 and played with the Steelers in Super Bowl XXX in a losing effort to the Cowboys. He is the only player in Saints franchise history to be on the roster for three (1991, 2000, 2006) of the team's division titles. The 1991 season was his most prolific, offensively, as he rushed for a career-high 109 times for 494 yards and two touchdowns.


On August 1, 2015, McAfee was inducted into the Mississippi Sports Hall of Fame.

■ MISSISSIPPI COLLEGE FOOTBALL ALL-AMERICANS

Since 1972, when Mississippi College entered the Gulf South Conference, the Choctaws have had 18 players selected as All-Americans by either the American Football Coaches Association or D3Football.com. Ten players were honored by the AFCA, while eight Choctaws have earned selections while in Division III.




RICKY HERZOG
Flanker
1972




CALVIN HOWARD
Running Back
1979




ELBERT LYLES
Defensive End
1980




MAJOR EVERETT
Running Back
1982




WAYNE FRAZIER
Offensive Line
1983




EARL CONWAY
Defensive Line
1985




TERRY FLEMING
Defensive Line
1988-89




FRED MCAFEE
Running Back
1990




JOHNNY POOLE
Offensive Line
1992



KELLY RAY
Offensive Line
1993



WILSON HILLMAN
Punter
2000



JONATHAN RUSSELL
Punter
2005




JAKE ALLEN
Wide Receiver
2007



RENARD ELLIS
Tight End
2009



JOSH LANKFORD
Offensive Line
2009



QUARTEZ ASHMORE
Linebacker
2009



JARRAD CRAINE
Defensive Back
2011



KEITH VILLAFRANCO
Defensive Back
2012

MISSISSIPPI COLLEGE FOOTBALL ALL-CONFERENCE

Mississippi College began playing football in the 1907 season and made the move to the Southern Intercollegiate Association (SIAA) in 1909. In 1972, MC became a part of Division II and was admitted into the Gulf South Conference. In 1995, the MC administration decided it was in the best interest of the school to make the move to Division III and join the American Southwest Conference, a league based out of Richardson, Texas.

GULF SOUTH CONFERENCE

Donnie Ashley	Second Team	RS	1994
Ralph Ashley	First Team	LB	1979
Ricky Barner	First Team	DL	1987
Drew Blackburn	Second Team	T	1984
Russ Blankenship	Second Team	DT	1982
Nathaniel Bolton	First Team	WR	1990
	First Team	WR	1989
J.B. Brown	First Team	LB	1978
	Second Team	LB	1977
Miguel Callier	Second Team	WR	1992
	Second Team	RS	1991
Dennis Cato	First Team	LB	1980
Jimmy Clarke	Second Team	T	1981
Earl Conway	First Team	DL	1985
	First Team	DT	1984
	Second Team	DL	1983
Shinall Conway	First Team	LB	1990
	First Team	DB	1988
Warren Conway	First Team	LB	1982
Chuck Crosby	Second Team	G	1979
	First Team	G	1978
Morgan Crosby	Second Team	DT	1983
David Darden	First Team	DB	1986
	Second Team	DB	1985
Tony Eddins	First Team	WR	1986
	First Team	WR	1985
Larry Evans	First Team	LB	1975
Major Everett	First Team	RB	1982
	First Team	RB	1981
	First Team	RB	1980
Michael Fields	First Team	RS	1985
	First Team	RS	1984
Terry Fleming	First Team	DL	1989
	First Team	DL	1988
	First Team	DL	1986
Sam Ford	Second Team	TE	1986
Wayne Frazier	First Team	C	1983
	Second Team	T	1982
Shannon Garrett	Second Team	DB	1993
Kevin Gaughf	First Team	G	1995
	Second Team	OL	1993
Bill Giles	First Team	C	1977
Gavin Gill	Second Team	C	1995
Tom Gladney	Second Team	WR	1977
Vince Glover	Second Team	RB	1994
James Green	First Team	DB	1990
	Second Team	DB	1989
Kenny Green	Second Team	DT	1980
	First Team	DT	1979

Miles Hallberg	First Team	T	1987
Keith Hammond	Second Team	T	1984
Mario Hansbrough	First Team	TE	1993
	Second Team	TE	1992
Alan Hawkins	Second Team	DE	1975
Reggie Hawthorne	First Team	PK	1984
	Second Team	PK	1983
Jerome Hemphill	Second Team	LB	1985
	Second Team	LB	1984
Wally Henry	First Team	P	1989
	Second Team	QB	1989
	First Team	P	1988
	Second Team	P	1985
Allen Hickman	Second Team	C	1987
Tripp Higginbotham	First Team	C	1986
Robert Hill	Second Team	WR	1975
Darryl Hopkins	First Team	LB	1987
	First Team	LB	1986
Malcolm Houston	First Team	TE	1991
Calvin Howard	First Team	RB	1979
Bruce Howell	First Team	DB	1984
Kenny Hudson	First Team	T	1977
Robert Hudson	First Team	DB	1978
Benny Hughes	Second Team	LB	1984
Bruce Hulitt	Second Team	RB	1979
Terrance James	Second Team	DL	1992
	First Team	DL	1991
Jerry Jett	Second Team	MG	1977
	Second Team	MG	1976
Steve Johnson	First Team	T	1979
	First Team	T	1978
Craig Kennedy	Second Team	DB	1977
Alvin Kidd	First Team	RB	1983
Michael Kincaid	Second Team	WR	1981
Allen Kirk	Second Team	G	1981
John Knox	First Team	LB	1990
Lan Leavell	Second Team	T	1975
Doug Lucas	First Team	T	1992
Elbert Lyles	First Team	DE	1980
	First Team	DE	1979
	First Team	DE	1978
Milton Magee	First Team	DL	1990
Roderick Magee	First Team	LB	1991
	First Team	LB	1989
Ken Marble	Second Team	OL	1988
Fred McAfee	First Team	RB	1990
	First Team	RB	1989
Shadrick McAfee	Second Team	RB	1995
Syrone McBeath	Second Team	LB	1993
	Second Team	LB	1992

Steve McBride	Second Team	T	1976
Brad McNealy	First Team	PK	1979
Carl Menist	Second Team	WR	1980
Steve Metz	First Team	G	1979
	Second Team	G	1978
Paul Meyerchick	First Team	DB	1983
	First Team	DB	1982
	First Team	DB	1981
Donnie Milloy	First Team	DB	1989
	First Team	DB	1988
John Moore	First Team	TE	1985
Kalvin Murrell	First Team	DB	1991
Pedro Nelson	Second Team	LB	1991
Sean Oakley	Second Team	OL	1991
	First Team	C	1990
Larry Osbrink	Second Team	P	1981
Al Pickich	Second Team	C	1982
Johnny Poole	First Team	G	1992
	First Team	G	1991
Cooper Pope	First Team	G	1986
	First Team	G	1985
Jimmy Price	First Team	C	1980
	Second Team	C	1979
	Second Team	C	1978
Rodney Quinn	Second Team	DB	1987
Kelly Ray	First Team	C	1993
Dexter Rhoulac	Second Team	QB	1990
Mike Ricker	First Team	DE	1982
	First Team	DE	1981
James Rigney	Second Team	G	1982
Danny Robinson	Second Team	DE	1976
Steve Rodgers	Second Team	DT	1983
Keith Rowell	First Team	DB	1979
Anthony Saway	Second Team	DB	1975
Charles Selmon	First Team	DB	1980
David Smith	Second Team	DL	1995
Eugene Smith	First Team	TE	1979
Harold Stanfield	First Team	TE	1984
	Second Team	TE	1983
Ezra Tate	First Team	RB	1978
	Second Team	RB	1977
Metric Thompson	Second Team	DB	1992
Jim Turcotte	Second Team	PK	1981
Buddy Waters	First Team	T	1979
Lance Wedgeworth	Second Team	DB	1995
Michael Williams	Second Team	RB	1982
Jason Womack	First Team	OL	1988
Antonio Wright	Second Team	LB	1995
Jimmy Zila	First Team	OL	1989



MISSISSIPPI COLLEGE FOOTBALL ALL-CONFERENCE

AMERICAN SOUTHWEST CONFERENCE

Sylvain Alarcon	Hon. Mention	OL	2013
Jake Allen	First Team	WR	2007
	First Team	WR	2006
Robert Andrews	First Team	P	1998
	Second Team	P	1997
Will Andrews	Second Team	LB	1999
	Hon. Mention	LB	1998
Vance Andry	Hon. Mention	WR	2000
Earl Anthony	Second Team	OL	2000
A.J. Antonescu	Second Team	OL	2013
Alex Archer	Second Team	WR	2012
Quartez Ashmore	First Team	LB	2009
	First Team	LB	2008
Blake Barnett	Hon. Mention	OL	2004
	Hon. Mention	OL	2003
D. Berry	Hon. Mention	DL	2003
Jeremy Bertrand	Hon. Mention	LB	2011
Jarryn Bingham	First Team	DL	2011
Tim Biven	Hon. Mention	DL	2000
	Hon. Mention	DL	1999
Jason Blanchard	Hon. Mention	OL	2001
Chris Blanton	Second Team	RB	2007
Jeremy Bond	Second Team	PK	1998
Demarcus Brooks	Second Team	OL	2009
Jeff Brooks	First Team	OL	1997
Michael Brown	First Team	LB	1999
	First Team	LB	1998
DeMarrion Buford-Hughes	Hon. Mention	WR	2011
Matt Calvert	First Team	OL	1999
	Second Team	OL	1998
Chris Campbell	Hon. Mention	PK	2012
	Hon. Mention	PK	2011
Andrew Cardwell	Hon. Mention	OL	2004
	Hon. Mention	TE	2002
Justin Cardwell	Second Team	OL	2011
Matt Casanova	Second Team	OL	2013
Clint Champagne	First Team	LB	2007
	Second Team	LB	2006
	Second Team	LB	2005
	Second Team	LB	2004
Jacob Chancellor	Second Team	P	2011
Dusty Coleman	Second Team	RET	2007
	Second Team	RET	2006
	Hon. Mention	WR	2005
Corey Cooley	First Team	DB	2007
Willie Collard	Hon. Mention	P	2013
Toby Collums	Hon. Mention	DB	1998
Maurice Cowan	Hon. Mention	LB	2008
Nelson Craddock	Hon. Mention	OL	2008
Kyle Crager	Hon. Mention	LB	2002
Jarrad Craine	First Team	DB	2011
Cliff Crane	Hon. Mention	LB	1999
David Dart	Second Team	LB	1999
	Hon. Mention	DL	1998
Ryne Davison	Second Team	DB	2008
	Hon. Mention	DB	2006
	Hon. Mention	DB	2005
Austin Divinity	Second Team	RB	2010
	Second Team	RET	2009
Jimmy Dottolo	First Team	RB	1999
Reid Dreher	Hon. Mention	TE	1998
Scotty Elliot	Hon. Mention	QB	2003
Renard Ellis	First Team	TE	2009
	Second Team	TE	2008
	Hon. Mention	TE	2007

Zach Favre	Second Team	RB	2013
Dusty Finley	Hon. Mention	DB	2004
Kyle Fulcher	First Team	LB	1997
David Glisson	First Team	RB	1997
Michael Goodin	Hon. Mention	DL	2002
Austin Gray	Second Team	DB	2013
Rodger Guy	First Team	QB	1997
A.J. Hardy	Hon. Mention	LB	2012
Jaime Harris	First Team	WR	2013
	Hon. Mention	RS	2013
Clint Harrison	Hon. Mention	WR	2001
Keith Haydel	Hon. Mention	DB	2006
	Hon. Mention	DB	2005
C.J. Herring	Second Team	OL	2006
Wilson Hillman	Second Team	P	2000
	First Team	P	1999
Kern Hoff	Second Team	OL	2006
	Hon. Mention	OL	2005
Brad Holt	Hon. Mention	DL	2009
Jeremy Horton	Hon. Mention	DL	2011
Devon James	Hon. Mention	DB	2007
Jeremy Jones	Hon. Mention	DB	1998
Phillip Kemp	First Team	OL	2002
	Second Team	OL	2001
Rob Kent	Second Team	OL	2005
	Hon. Mention	OL	2003
Billy Kirk	First Team	TE	1997
Dylan Klibert	Second Team	LB	2013
Steven Knight	First Team	RB	2011
	First Team	RB	2009
Kyle Kruse	Hon. Mention	PK	2007
	Second Team	PK	2006
Corey Laidlaw	Hon. Mention	RET	2008
Josh Lankford	First Team	OL	2009
	Hon. Mention	OL	2007
Alex Lincoln	First Team	LB	1997
Bryan Madden	First Team	LB	2002
	First Team	LB	2001
Lee Martin	Hon. Mention	WR	2002
Jacob Mattina	Second Team	OL	2008
Desmond Mays	First Team	RB	2008
Craig McCraney	First Team	P	2012
Mike McKelvey	Second Team	LB	2000
Jonathan McMillan	First Team	DB	2001
	Hon. Mention	DB	2000
	Hon. Mention	DB	1999
Michael Meurrier	First Team	DB	1999
	First Team	DB	1998
	Second Team	DB	1997
Charmer Moore	Hon. Mention	WR	2004
Eric Morris	Hon. Mention	DL	2005

Matt Murphy	Second Team	WR	1998
Will Parker	Second Team	P	2003
Javaris Peoples	Hon. Mention	DL	2006
Peyton Perrett	Second Team	QB	2006
	First Team	QB	2000
Kris Pickle	Hon. Mention	WR	2000
Brad Pope	Hon. Mention	OL	1999
Mario Pun	Second Team	DB	2013
Jonathon Redd	First Team	QB	2013
Dustin Retherford	Hon. Mention	DB	2010
Blake Rowell	First Team	LB	2011
Billy Royston	Hon. Mention	OL	1998
Jonathan Russell	First Team	P	2007
	Second Team	P	2005
Cody Saxton	Hon. Mention	OL	2012
	Second Team	OL	2011
Adam Shaffer	First Team	QB	2009
	First Team	QB	2007
Bryant Shaw	First Team	DL	1999
	First Team	DL	1998
	Second Team	DL	1997
Jonathan Shaw	Hon. Mention	OL	2010
	Second Team	OL	2009
Dennis Skains	Hon. Mention	DB	2000
Kalvin Smith	First Team	RB	2006
	Second Team	RB	2005
Justin Sones	Hon. Mention	TE	2013
Terrence Taylor	Second Team	DL	2010
Marcus Terry	Second Team	WR	2007
James Thornton	Second Team	PK	2003
Eddie Travis	Hon. Mention	DL	2004
Kevin Turner	Second Team	DL	2002
Keith Villafranco	First Team	DB	2012
Craig Waddle	First Team	OL	1999
Brannon Walls	First Team	P	2009
	First Team	PK	2009
Doc Ward	Second Team	DL	2013
Jake Weddle	First Team	LB	2013
Lance Wedgeworth	First Team	DB	1997
Josh Whitehead	Hon. Mention	DB	2003
Austin Wilbanks	Hon. Mention	TE	2005
Chris Williams	Second Team	OL	2010
Josh Williams	Second Team	DL	2013
Brannon Willisson	First Team	DL	2008
	First Team	DL	2007
	Hon. Mention	DL	2006
Nolan Willisson	Second Team	DL	2010
	Second Team	DL	2009
	Hon. Mention	DL	2008
John Michael Wilson	Hon. Mention	DB	2002
	Hon. Mention	DB	2001

GULF SOUTH

Offensive Player of the Year

Calvin Howard	RB	1979
Fred McAfee	RB	1990

Defensive Player of the Year

Ralph Ashley	LB	1979
Earl Conway	DL	1984-85
Terry Fleming	DL	1989
Roderick Magee	LB	1991

Freshman of the Year

Terry Fleming	DL	1985
Fred McAfee	RB	1987

Coach of the Year

John Williams	1979 & 1990
---------------	-------------

AMERICAN SOUTHWEST

Offensive Player of the Year

David Glisson	RB	1997
Jake Allen	WR	2007
Adam Shaffer	QB	2009

Defensive Player of the Year

Kyle Fulcher	LB	1997
Bryant Shaw	DL	1999
Quartez Ashmore	LB	2009

Freshman of the Year

Peyton Perrett	QB	1999
Tommy Reyer	QB	2008

Coach of the Year

Terry McMillan	1997
Norman Joseph	2009

MISSISSIPPI COLLEGE FOOTBALL COACHING RECORDS

Coach	Years	Total Years	Record	Pct.
Manager Davis	1907	1	1-0	1.000
Manager White	1908	1	0-1	0.000
Dr. Kern	1909	1	3-0	1.000
Dale E. Chadwick	1910-12	3	4-13	.235
Dana X. Bible	1913-15	3	13-9-2	.583
C.R. "Dudy" Noble	1916	1	6-3	.667
Student Coached	1917	1	0-5	.000
Frank G. Anderson	1919	1	3-5-1	.389
Stanley Robinson	1920-23, 1928-53	26	124-84-14	.590
John M. King	1924	1	2-5-1	.313
George M. Bohler	1925-27	3	17-9-1	.648
Joe Murphy	1954-58	5	16-21-4	.439
Hartwell McPhail	1959-71	13	60-50-5	.543
Bernard Blackwell	1971	--	1-3	.250
John M. Williams	1972-90	19	122-81-3	.600
Terry L. McMillan	1991-99	9	45-42-5	.516
Johnny Mills	2000-04	5	18-32	.360
Norman Joseph	2005-13	9	42-50	.457
John Bland	2014-	1	3-13	.188
15 Coaches		103 Years	480-426-36	.529

COACHES RANKED BY GAMES COACHED

	Coach	Seasons	Games
1.	Stanley Robinson	1920-23, 1928-53	222
2.	John M. Williams	1972-90	206
3.	Hartwell McPhail	1959-71	115
4.	Norman Joseph	2005-13	92
5.	Terry L. McMillan	1991-99	92
6.	Johnny Mills	2000-04	50
7.	Joe Murphy	1954-58	41
8.	George M. Bohler	1925-27	27
9.	Dana X. Bible	1913-15	24
10.	Dale E. Chadwick	1910-12	17
11.	John Bland	2014-	16
12.	Frank G. Anderson	1919	9
13.	C.R. "Dudy" Noble	1916	9
14.	John M. King	1924	8
15.	Bernard Blackwell	1971	4

COACHES RANKED BY GAMES WON

	Coach	Seasons	Wins
1.	Stanley Robinson	1920-23, 1928-53	124
2.	John M. Williams	1972-90	122
3.	Hartwell McPhail	1959-71	60
4.	Terry L. McMillan	1991-99	45
5.	Norman Joseph	2005-13	42
6.	Johnny Mills	2000-04	18
7.	George M. Bohler	1925-27	17
8.	Joe Murphy	1954-58	16
9.	Dana X. Bible	1913-15	13
10.	C.R. "Dudy" Noble	1916	6
11.	Dale E. Chadwick	1910-12	4
12.	Frank G. Anderson	1919	3
	John Bland	2014-	3
14.	John M. King	1924	2
15.	Bernard Blackwell	1971	1

COACHES RANKED BY WIN PERCENTAGE

	Coach	Seasons	Win Pct.
1.	C.R. "Dudy" Noble	1916	.667
2.	George M. Bohler	1925-27	.648
3.	John M. Williams	1972-90	.600
4.	Stanley Robinson	1920-23, 1928-53	.590
5.	Dana X. Bible	1913-15	.583
6.	Hartwell McPhail	1959-71	.543
7.	Terry L. McMillan	1991-99	.516
8.	Norman Joseph	2005-13	.457
9.	Joe Murphy	1954-58	.439
10.	Frank G. Anderson	1919	.389
11.	Johnny Mills	2000-04	.360
12.	John M. King	1924	.313
13.	Bernard Blackwell	1971	.250
14.	Dale E. Chadwick	1910-12	.235
15.	John Bland	2014-	.188

COACHES RANKED BY SCORING AVERAGE

	Coach	Seasons	Points/Gm
1.	Norman Joseph	2005-13	29.36
2.	C.R. "Dudy" Noble	1916	29.00
3.	Terry L. McMillan	1991-99	23.15
4.	John M. Williams	1972-90	21.71
5.	Johnny Mills	2000-04	19.90
6.	John Bland	2014-	18.63
7.	George M. Bohler	1925-27	17.56
8.	Dana X. Bible	1913-15	17.33
9.	Hartwell McPhail	1959-71	16.42
10.	Stanley Robinson	1920-23, 1928-53	15.75
11.	John M. King	1924	11.75
12.	Bernard Blackwell	1971	11.50
13.	Frank G. Anderson	1919	11.22
14.	Joe Murphy	1954-58	10.41
15.	Dale E. Chadwick	1910-12	5.58

MISSISSIPPI COLLEGE FOOTBALL ALL-TIME RESULTS

1907 (1-0) Manager Davis
 Oct. 5 vs. Chamberlain-Hunt Aca. W 6-0

1908 (0-1) Manager White
 Oct. 29 vs. Ole Miss L 0-41

1909 (3-0) Dr. Kern
 Oct. 9 vs. French Camp Aca. W 29-0
 Oct. 16 vs. Chamberlain-Hunt Aca. W 94-0
 Oct. 23 vs. Memphis W 6-5

 **Dale E. Chadwick**
 3 Seasons (1910-12)
 4-13 (.235)

1910 (0-4) Dale E. Chadwick
 Oct. 1 at Mississippi A & M L 0-24
 Oct. 8 LOUISIANA INDUSTRIAL L 0-6
 Oct. 15 at LSU L 0-40
 Oct. 21 OLE MISS L 0-24

1911 (1-5) Dale E. Chadwick
 Sep. 29 at Mississippi A & M L 6-27
 Oct. 6 vs. Southern (AL) W 5-0
 Oct. 12 at Tulane L 0-10
 Oct. 20 at LSU L 0-40
 Oct. 30 vs. Ole Miss L 0-28
 Nov. 4 at Louisiana Industrial L 0-24

1912 (3-4) Dale E. Chadwick
 Sep. 28 vs. Vicksburg Athletic Club W 44-0
 Oct. 4 at Mississippi A & M L 0-19
 Oct. 11 at LSU L 0-45
 Oct. 19 at Tulane L 6-19
 Nov. 1 at Ole Miss L 0-12
 Nov. 9 at Louisiana Industrial W 14-13
 Nov. 28 vs. Howard College W 20-6

 **Dana X. Bible**
 3 Seasons (1913-15)
 13-9-2 (.583)

1913 (6-3) Dana X. Bible
 Sep. 27 vs. Pearl River CC W 67-0
 Oct. 4 vs. Marion Military Institute L 0-7
 Oct. 10 at Mississippi A & M L 13-14
 Oct. 18 at Tulane W 13-3
 Oct. 25 vs. Ouachita Baptist W 22-14
 Oct. 28 vs. Henderson State W 7-2
 Nov. 1 ALABAMA L 3-21
 Nov. 8 at Louisiana Industrial W 14-3
 Nov. 27 HOWARD COLLEGE W 10-6

1914 (4-3-1) Dana X. Bible
 Sep. 26 vs. Christian Brothers L 0-62
 Oct. 2 MISSISSIPPI STATE NORMAL W 40-0
 Oct. 10 at LSU L 0-14
 Oct. 17 vs. Jefferson State W 25-0
 Oct. 28 vs. Ole Miss T 7-7
 Oct. 31 at Louisiana Industrial W 46-0
 Nov. 7 vs. Ouachita Baptist L 0-19
 Nov. 26 vs. Howard College W 27-6

1915 (3-3-1) Dana X. Bible
 Sep. 25 vs. Chamberlain-Hunt Aca. W 28-0
 Oct. 2 vs. Mississippi A & M L 0-12
 Oct. 8 at LSU L 0-14
 Oct. 16 at Alabama L 0-40
 Oct. 30 at Tulane W 20-6
 Nov. 13 vs. Ole Miss W 74-6
 Nov. 20 at Louisiana Industrial T 0-0
 Nov. 27 vs. Ouachita Baptist* -- --

* Game Canceled with Ouachita ahead 6-0

 **C.R. "Dudy" Noble**
 1 Season (1916)
 6-3 (.667)

1916 (6-3) C.R. "Dudy" Noble
 Sep. 30 vs. Marion Military Institute W 32-0
 Oct. 6 vs. Mississippi A & M W 13-6
 Oct. 14 at Alabama L 7-13
 Oct. 21 at LSU L 7-50
 Oct. 27 TULANE L 3-13
 Nov. 7 at Mississippi State Normal W 90-0
 Nov. 14 at Louisiana Industrial W 47-0
 Nov. 21 vs. Ouachita Baptist W 26-0
 Nov. 30 vs. Ole Miss W 36-14

1917 (0-5) Student Coached
 Oct. 13 at Mississippi A & M L 0-68
 Oct. 20 at Alabama L 0-46
 Nov. 3 vs. Ouachita Baptist L 0-7
 Nov. 10 at LSU L 0-34
 Nov. 29 vs. Ole Miss L 0-21

No 1918 Season Due to World War I

 **Frank G. Anderson**
 1 Season (1919)
 3-5-1 (.389)

1919 (3-5-1) Frank G. Anderson
 Oct. 4 vs. Chamberlain-Hunt Aca. W 57-0
 Oct. 11 at Mississippi A & M L 7-56
 Oct. 18 vs. Jefferson State W 6-0
 Oct. 25 vs. Ouachita Baptist T 0-0
 Nov. 1 vs. Tulane L 0-49
 Nov. 8 vs. LSU L 0-24
 Nov. 17 vs. State Teachers College W 19-7
 Nov. 22 vs. Hendrix L 12-15
 Nov. 27 vs. Ole Miss L 0-6

 **Stanley Robinson**
 26 Seasons (1920-23, 1928-53)
 124-84-14 (.590)

1920 (3-5) Stanley Robinson
 Oct. 2 at Mississippi A & M L 0-27
 Oct. 9 at Tulane L 0-27
 Oct. 16 at Alabama L 0-52
 Oct. 23 vs. Ouachita Baptist W 6-0
 Oct. 30 at LSU L 9-41
 Nov. 5 at Howard College W 21-7
 Nov. 13 vs. Millsaps W 60-0
 Nov. 20 vs. Spring Hill L 20-21

1921 (7-2-1) Stanley Robinson
 Oct. 1 at Tulane W 14-0
 Oct. 8 vs. Louisiana College W 68-0
 Oct. 15 vs. Mississippi A & M L 13-14
 Oct. 22 vs. Union (TN) W 35-0
 Oct. 29 vs. Birmingham-Southern W 27-6
 Nov. 5 vs. Ole Miss W 27-7
 Nov. 12 vs. Millsaps W 56-7
 Nov. 18 at Florida T 7-7
 Nov. 26 vs. Spring Hill W 28-7
 Dec. 3 vs. Baylor L 0-24

1922 (6-3) Stanley Robinson
 Sep. 30 vs. Louisiana College W 22-0
 Oct. 7 at Tulane L 0-30
 Oct. 14 vs. Henderson State W 3-0
 Oct. 20 vs. Howard College W 26-0
 Oct. 28 at Baylor L 7-40
 Nov. 4 vs. Millsaps W 13-6
 Nov. 11 vs. Florida L 0-58
 Nov. 18 vs. Birmingham-Southern W 6-0
 Nov. 25 vs. Spring Hill W 7-6

1923 (5-1-2) Stanley Robinson
 Oct. 6 at Tulane L 3-18
 Oct. 13 vs. Birmingham-Southern W 19-0
 Oct. 19 vs. Howard College W 7-3
 Oct. 27 vs. Louisiana College W 3-0
 Nov. 2 vs. Louisiana State T 0-0
 Nov. 10 vs. Ole Miss W 6-0
 Nov. 17 MERCER W 15-0
 Nov. 24 vs. Millsaps T 0-0

 **John M. King**
 1 Season (1924)
 2-5-1 (.313)

1924 (2-5-1) John M. King
 Oct. 4 at Tulane L 7-32
 Oct. 11 at Alabama L 0-51
 Oct. 25 vs. Millsaps W 14-0
 Nov. 1 vs. Birmingham-Southern L 6-13
 Nov. 8 vs. Louisiana College W 48-7
 Nov. 15 at Mississippi A & M L 6-7
 Nov. 22 at Ole Miss L 6-10
 Nov. 27 at Mercer T 7-7

 **George M. Bohler**
 3 Seasons (1925-27)
 17-9-1 (.648)

1925 (2-6-1) George M. Bohler
 Sep. 26 vs. Centenary (LA) W 22-8
 Oct. 3 LOUISIANA POLYTECHNIC L 0-6
 Oct. 10 vs. Loyola (LA) L 6-7
 Oct. 17 vs. Birmingham-Southern T 25-25
 Oct. 24 vs. Millsaps L 0-6
 Oct. 31 HOWARD COLLEGE L 6-10
 Nov. 7 at Mississippi A&M L 0-46
 Nov. 14 OLE MISS L 7-19
 Nov. 21 vs. Louisiana College W 28-0

1926 (7-3) George M. Bohler
 Sep. 18 vs. Pearl River CC W 21-7
 Sep. 25 vs. Clark State CC W 23-0
 Oct. 2 at Mississippi A & M L 0-41
 Oct. 16 vs. Centenary (LA) L 14-28
 Oct. 23 vs. Millsaps W 43-13
 Oct. 30 at Howard College W 23-10
 Nov. 6 vs. Birmingham-Southern W 27-12
 Nov. 13 vs. Union (TN) W 21-7
 Nov. 20 vs. Louisiana College W 40-13
 Nov. 27 vs. Southwestern of Memphis L 16-20

1927 (8-0) George M. Bohler
 Oct. 8 vs. Union (TN) W 18-0
 Oct. 15 vs. Louisiana College W 30-0
 Oct. 22 vs. Millsaps W 12-0
 Oct. 29 vs. Louisiana Polytechnic W 7-0
 Nov. 5 HOWARD COLLEGE W 13-0
 Nov. 12 vs. Birmingham-Southern W 33-19
 Nov. 18 SOUTHWESTERN LOUISIANA W 27-0
 Nov. 26 vs. Florida Southern W 12-0

 **Stanley Robinson**
 26 Seasons (1920-23, 1928-53)
 124-84-14 (.590)

1928 (7-1-2) Stanley Robinson
 Sep. 29 STATE TEACHERS COLLEGE W 82-0
 Oct. 6 vs. Spring Hill W 15-0
 Oct. 13 at Southwestern Louisiana W 19-0
 Oct. 20 vs. Millsaps T 6-6
 Oct. 27 vs. Birmingham-Southern L 7-19
 Nov. 1 at Howard College T 6-6
 Nov. 10 vs. Union (TN) W 35-13
 Nov. 17 at Chattanooga W 20-19
 Nov. 24 vs. Louisiana College W 13-0
 Nov. 29 vs. Louisiana Polytechnic W 13-0

MISSISSIPPI COLLEGE FOOTBALL ALL-TIME RESULTS

1929	(3-6-1)	Stanley Robinson
Sep. 28	at Alabama	L 0-55
Oct. 5	STATE TEACHERS COLLEGE	W 20-0
Oct. 11	HOWARD COLLEGE	T 0-0
Oct. 19	vs. Millsaps	L 0-7
Oct. 26	vs. Spring Hill	L 6-25
Nov. 2	at Mississippi A & M	L 0-6
Nov. 9	vs. Birmingham-Southern	L 0-20
Nov. 16	LOUISIANA POLYTECHNIC	W 21-6
Nov. 23	vs. Univ. of Mexico	W 28-0
Nov. 30	vs. Southwestern of Memphis	L 7-20

1930	(6-2)	Stanley Robinson
Sep. 27	vs. Louisiana College	W 33-14
Oct. 4	vs. Mississippi A & M	W 13-12
Oct. 17	vs. Louisiana Polytechnic	W 36-0
Oct. 25	at Chattanooga	L 7-24
Nov. 1	vs. Univ. of Mexico	W 40-0
Nov. 8	vs. Birmingham-Southern	W 6-0
Nov. 15	vs. Millsaps	W 8-7
Nov. 22	vs. Colgate	L 0-23

1931	(5-4)	Stanley Robinson
Sep. 26	vs. Louisiana College	W 36-6
Oct. 3	at Mississippi A & M	W 6-2
Oct. 10	STATE TEACHERS COLLEGE	W 45-13
Oct. 17	vs. Birmingham-Southern	L 0-7
Oct. 24	vs. Loyola (LA)	L 4-13
Oct. 31	vs. Colgate	L 0-27
Nov. 14	at Louisiana Polytechnic	L 13-19
Nov. 21	vs. Millsaps	W 9-0
Nov. 28	SOUTHWESTERN LOUISIANA	W 54-3

1932	(4-4)	Stanley Robinson
Sep. 24	vs. Loyola (LA)	L 0-6
Oct. 1	vs. Louisiana College	W 32-0
Oct. 8	vs. Mississippi State	L 7-18
Oct. 15	vs. Birmingham-Southern	L 4-6
Oct. 29	at Chattanooga	W 13-6
Nov. 5	vs. Colgate	L 0-32
Nov. 12	vs. Louisiana Polytechnic	W 20-7
Nov. 19	vs. Millsaps	W 7-6

1933	(3-4-1)	Stanley Robinson
Sep. 30	vs. Louisiana College	W 33-7
Oct. 7	STATE TEACHERS COLLEGE	W 33-7
Oct. 14	vs. Spring Hill	W 14-8
Oct. 28	at Chattanooga	T 0-0
Nov. 4	at Mississippi State	L 0-18
Nov. 11	vs. Loyola (LA)	L 0-38
Nov. 18	HOWARD COLLEGE	L 0-20
Nov. 25	vs. Millsaps	L 0-2

1934	(5-4)	Stanley Robinson
Sep. 29	vs. Spring Hill	W 7-0
Oct. 5	STATE TEACHERS COLLEGE	W 12-0
Oct. 13	vs. Southwestern of Memphis	W 20-7
Oct. 20	vs. Loyola (LA)	L 7-20
Oct. 26	at Mississippi State	L 6-13
Nov. 3	CHATTANOOGA	L 0-13
Nov. 10	LOUISIANA POLYTECHNIC	W 32-0
Nov. 17	vs. Louisiana College	W 19-13
Nov. 24	vs. Millsaps	L 0-13

1935	(2-6-1)	Stanley Robinson
Sep. 29	vs. Louisiana College	L 0-7
Oct. 5	vs. Howard College	L 0-49
Oct. 12	vs. Spring Hill	L 0-12
Oct. 19	vs. Southwestern of Memphis	L 0-13
Oct. 26	vs. Delta State	W 33-0
Nov. 1	at Chattanooga	W 12-6
Nov. 9	at Louisiana Polytechnic	L 7-21
Nov. 16	vs. Loyola (LA)	L 9-37
Nov. 23	vs. Millsaps	T 0-0

1936	(5-3-1)	Stanley Robinson
Sep. 25	at Southwestern Louisiana	T 13-13
Oct. 3	at Chattanooga	L 6-7
Oct. 10	vs. Spring Hill	W 28-7
Oct. 17	at Murray State Teachers	W 20-14
Oct. 24	vs. Millsaps	L 0-7

Oct. 31	DELTA STATE	W 20-0
Nov. 7	vs. Ouachita Baptist	L 13-31
Nov. 14	vs. Oglethorpe	W 26-0
Nov. 21	vs. Millsaps	W 19-7

1937	(3-6-1)	Stanley Robinson
Sep. 25	at Southwestern Louisiana	W 13-0
Oct. 1	at Chattanooga	L 0-13
Oct. 9	at Tulane	L 0-84
Oct. 16	vs. Millsaps	T 0-0
Oct. 23	at Murray State Teachers	L 0-43
Oct. 30	vs. Spring Hill	W 18-7
Nov. 6	vs. Oglethorpe	L 0-12
Nov. 13	vs. Millsaps	W 12-0
Nov. 20	vs. Stetson	L 6-14
Nov. 27	vs. Tampa	L 0-20

1938	(7-2)	Stanley Robinson
Sep. 17	at Louisiana Polytechnic	W 26-13
Sep. 24	vs. Centre	L 0-13
Oct. 1	vs. Louisiana College	W 33-14
Oct. 7	at Chattanooga	L 25-28
Oct. 15	vs. Millsaps	W 21-0
Oct. 22	vs. Oglethorpe	W 33-6
Oct. 29	vs. Spring Hill	W 36-0
Nov. 11	at Mercer	W 26-21
Nov. 19	vs. Millsaps	W 32-0

1939	(6-1-1)	Stanley Robinson
Sep. 30	vs. Centre	W 7-0
Oct. 6	CHATTANOOGA	T 0-0
Oct. 14	vs. Loyola (LA)	L 0-32
Oct. 21	vs. Spring Hill	W 25-7
Oct. 28	vs. Millsaps	W 29-0
Nov. 11	MERCER	W 15-0
Nov. 18	vs. Louisiana College	W 20-7
Nov. 25	vs. Oglethorpe	W 14-6

1940	(5-1-1)	Stanley Robinson
Sep. 28	vs. Centre	W 20-13
Oct. 4	at Chattanooga	T 7-7
Oct. 12	vs. Spring Hill	W 41-7
Oct. 26	vs. Colgate	L 0-31
Nov. 2	vs. Millsaps	W 27-0
Nov. 9	at Mercer	W 26-6
Nov. 16	vs. Louisiana College	W 32-6

1941	(5-3)	Stanley Robinson
Sep. 27	vs. Centre	L 7-14
Oct. 4	vs. Union (TN)	L 9-26
Oct. 10	at Chattanooga	L 6-26
Oct. 18	vs. Delta State	W 17-6
Nov. 1	vs. Millsaps	W 21-0
Nov. 8	MERCER	W 27-19
Nov. 15	vs. Spring Hill	W 53-7
Nov. 22	ARMY (CAMP SHELBY)	W 56-7

No Seasons From 1942-1945 Due to World War II

1946	(7-2)	Stanley Robinson
Sep. 28	vs. Pensacola Navy	L 13-39
Oct. 5	vs. Alabama Teachers	W 24-12
Oct. 12	vs. Centre	W 26-6
Oct. 19	vs. Sewanee	W 20-6
Oct. 26	SOUTHEASTERN LOUISIANA	L 0-14
Nov. 2	vs. Stetson	W 13-0
Nov. 9	vs. Louisiana College	W 32-0
Nov. 16	vs. Millsaps	W 35-0
Nov. 23	vs. Univ. of Mexico	W 43-7

1947	(5-2-1)	Stanley Robinson
Oct. 4	vs. Alabama Teachers	W 19-0
Oct. 11	vs. Univ. of Mexico	W 43-13
Oct. 18	vs. Centre	W 25-12
Oct. 25	vs. Sewanee	L 0-14
Nov. 1	vs. Millsaps	L 0-7
Nov. 8	DELTA STATE	W 18-0
Nov. 15	vs. Louisiana College	W 34-0
Nov. 22	vs. Stetson	T 6-6

1948	(4-5)	Stanley Robinson
Sep. 25	vs. Arkansas State	L 0-14
Oct. 2	vs. Stetson	W 14-0
Oct. 9	at Delta State	L 6-7
Oct. 16	vs. Sewanee	L 19-20
Oct. 23	vs. Southwestern of Memphis	W 46-6
Oct. 30	vs. Millsaps	W 20-14
Nov. 6	vs. Youngstown State	L 7-36
Nov. 13	at Florida State	L 6-26
Nov. 20	vs. East Texas Baptist	W 13-0

1949	(4-5)	Stanley Robinson
Sep. 24	vs. Arkansas State	W 19-7
Oct. 1	vs. Louisiana College	L 7-26
Oct. 8	FLORIDA STATE	L 12-33
Oct. 15	vs. Sewanee	L 0-21
Oct. 22	vs. Southwestern of Memphis	W 19-13
Oct. 29	vs. Millsaps	W 43-6
Nov. 5	HOWARD COLLEGE	L 14-19
Nov. 12	vs. East Texas Baptist	L 7-14
Nov. 19	vs. Stetson	W 34-13

1950	(6-2)	Stanley Robinson
Sep. 23	vs. Arkansas A & M	L 0-27
Sep. 30	vs. Union (TN)	W 19-7
Oct. 7	vs. Marion Military Institute	W 40-6
Oct. 14	vs. Southwestern of Memphis	W 33-0
Oct. 21	vs. Millsaps	W 19-7
Oct. 28	vs. Sewanee	W 13-6
Nov. 4	at Howard College	W 7-6
Nov. 18	at Florida State	L 0-33

1951	(1-6)	Stanley Robinson
Sep. 22	vs. Arkansas A & M	L 0-25
Sep. 29	vs. Union (TN)	L 13-25
Oct. 6	MEMPHIS NAVY	W 25-0
Oct. 13	HOWARD COLLEGE	L 6-19
Oct. 20	vs. Sewanee	L 0-29
Nov. 3	vs. Millsaps	L 7-12
Nov. 10	vs. Hendrix	L 6-7

1952	(5-3)	Stanley Robinson
Sep. 27	vs. Union (TN)	W 7-6
Oct. 4	vs. Southwestern of Memphis	W 20-6
Oct. 11	at Howard College	W 7-0
Oct. 18	vs. Sewanee	L 7-12
Oct. 25	vs. Millsaps	L 20-21
Nov. 1	vs. Colgate	L 12-53
Nov. 8	vs. Hendrix	W 32-14
Nov. 15	vs. Ouachita Baptist	W 38-7

1953	(5-2-1)	Stanley Robinson
Sep. 19	vs. Univ. of Mexico	L 20-34
Sep. 26	vs. Austin College	T 19-19
Oct. 3	vs. Southwestern of Memphis	W 20-9
Oct. 10	HOWARD COLLEGE	W 25-6
Oct. 17	vs. Sewanee	W 14-12
Oct. 24	vs. Millsaps	W 20-19
Oct. 31	vs. Hendrix	W 39-13
Nov. 7	vs. Ouachita Baptist	L 14-19



Joe Murphy
5 Seasons (1954-58)
16-21-4 (.439)

1954	(4-4)	Joe Murphy
Sep. 18	vs. Univ. of Mexico	L 13-19
Sep. 25	vs. Austin College	L 0-26
Oct. 2	vs. Southwestern of Memphis	W 26-7
Oct. 9	at Howard College	W 13-6
Oct. 17	vs. Sewanee	W 7-6
Oct. 24	vs. Millsaps	L 6-13
Oct. 31	DELTA STATE	L 0-25
Nov. 7	vs. Hendrix	W 19-7

1955	(5-4)	Joe Murphy
Sep. 24	vs. Univ. of Mexico	L 7-28
Oct. 1	vs. Southwestern of Memphis	W 21-12
Oct. 8	HOWARD COLLEGE	W 19-14
Oct. 15	vs. Sewanee	W 24-0

MISSISSIPPI COLLEGE FOOTBALL ALL-TIME RESULTS

Oct. 22	vs. Millsaps	W	18-14
Oct. 29	at Delta State	L	0-41
Nov. 5	vs. Hendrix	W	30-7
Nov. 12	at Southern State	L	0-36
Nov. 19	vs. Stetson	L	0-25

1956	(2-4-2)	Joe Murphy	
Sep. 15	vs. Livingston	T	6-6
Sep. 22	vs. Southwestern of Memphis	L	13-21
Sep. 29	DELTA STATE	L	0-25
Oct. 6	at Howard College	W	12-6
Oct. 13	vs. Sewanee	W	13-6
Oct. 20	vs. Millsaps	T	0-0
Oct. 27	vs. Ouachita Baptist	L	7-20
Nov. 10	at Western Kentucky	L	0-14

1957	(5-2-1)	Joe Murphy	
Sep. 21	at Delta State	L	7-19
Sep. 28	vs. Southwestern of Memphis	W	19-7
Oct. 5	HOWARD COLLEGE	W	19-13
Oct. 12	vs. Sewanee	T	6-6
Oct. 19	vs. Millsaps	W	19-0
Oct. 26	vs. Ouachita Baptist	W	28-6
Nov. 2	vs. Hendrix	W	46-26
Nov. 9	vs. Livingston	L	7-14

1958	(0-7-1)	Joe Murphy	
Sep. 20	vs. Ozarks (MO)	L	0-12
Sep. 27	vs. Austin College	L	6-27
Oct. 4	vs. Southwestern of Memphis	L	8-28
Oct. 11	at Howard College	L	0-26
Oct. 18	vs. Sewanee	L	8-48
Oct. 25	vs. Millsaps	T	0-0
Nov. 1	vs. Louisiana College	L	0-68
Nov. 8	vs. Ouachita Baptist	L	0-31



Hartwell McPhail
13 Seasons (1959-71)
60-50-5 (.543)

1959	(7-2)	Hartwell McPhail	
Sep. 19	at Louisiana College	L	0-22
Sep. 26	SOUTHWESTERN OF MEMPHIS	W	14-7
Oct. 3	AUSTIN COLLEGE	W	14-6
Oct. 10	HOWARD COLLEGE	W	27-6
Oct. 17	at Sewanee	W	27-6
Oct. 30	at Hendrix	L	0-7
Nov. 7	HARDING	W	47-7
Nov. 14	at Livingston	W	14-6
Nov. 21	at Millsaps	W	26-6

1960	(6-2-1)	Hartwell McPhail	
Sep. 17	SOUTHERN STATE	W	46-14
Sep. 24	LIVINGSTON	W	34-0
Oct. 1	at Austin College	L	18-20
Oct. 8	at Howard College	W	24-20
Oct. 15	at Southwestern of Memphis	W	34-7
Oct. 24	SEWANEE	T	14-14
Oct. 29	at Furman	L	20-33
Nov. 5	HENDRIX	W	46-12
Nov. 12	UNIV. OF MEXICO	W	40-0

1961	(8-1)	Hartwell McPhail	
Sep. 16	at Arkansas A & M	W	27-0
Sep. 23	at Southern State	W	20-0
Sep. 30	AUSTIN	W	29-0
Oct. 7	at Henderson State	W	13-0
Oct. 14	SOUTHWESTERN OF MEMPHIS	W	22-6
Oct. 21	at Jacksonville State	L	6-21
Nov. 3	HOWARD COLLEGE	W	15-14
Nov. 11	CARSON-NEWMAN	W	35-14
Nov. 18	at Sewanee	W	42-6

1962	(5-4)	Hartwell McPhail	
Sep. 15	UNIV. OF MEXICO	W	22-6
Sep. 21	at Ouachita Baptist	L	0-7
Sep. 29	at Austin College	W	12-6
Oct. 6	HENDERSON STATE	W	14-0
Oct. 13	at Arkansas State	L	0-20
Oct. 20	JACKSONVILLE STATE	W	28-0

Nov. 3	at Howard College	L	3-21
Nov. 10	at Carson-Newman	L	6-9
Nov. 17	SEWANEE	W	14-6

1963	(4-2-2)	Hartwell McPhail	
Sep. 21	OUACHITA BAPTIST	W	17-7
Sep. 28	AUSTIN COLLEGE	W	7-6
Oct. 5	at Arkansas A&M	L	0-21
Oct. 12	at Florence State	T	0-0
Oct. 19	at Furman	L	13-41
Oct. 26	TROY STATE	W	6-0
Nov. 2	HOWARD COLLEGE	T	3-3
Nov. 9	at Jacksonville State	W	14-6
Nov. 23	at Univ. of Mexico**	--	--

** Canceled Due to Kennedy assassination.

1964	(4-4-1)	Hartwell McPhail	
Sep. 12	at Furman	L	10-13
Sep. 19	UNIV. OF MEXICO	W	40-6
Sep. 26	at Davidson	L	14-17
Oct. 3	ARKANSAS A&M	W	21-11
Oct. 10	FLORENCE STATE	W	3-0
Oct. 17	at Troy State	L	19-21
Oct. 31	at Howard College	L	7-24
Nov. 7	JACKSONVILLE STATE	T	24-24
Nov. 14	at Austin College	W	16-13

1965	(3-6)	Hartwell McPhail	
Sep. 25	at Henderson State	L	0-9
Oct. 2	at Arkansas A&M	L	14-16
Oct. 9	at Florence State	W	21-7
Oct. 16	TROY STATE	W	35-15
Oct. 23	at Jacksonville State	L	0-20
Oct. 28	HOWARD COLLEGE	L	12-20
Nov. 6	at Arkansas State Teachers	L	0-25
Nov. 13	AUSTIN COLLEGE	W	21-19
Nov. 20	LIVINGSTON	L	14-33

1966	(3-7)	Hartwell McPhail	
Sep. 15	HENDERSON STATE	W	23-13
Sep. 24	at Southeastern Oklahoma	L	7-14
Sep. 29	ARKANSAS A&M	L	7-14
Oct. 8	FLORENCE STATE	L	7-14
Oct. 15	at Ouachita Baptist	W	27-26
Oct. 22	JACKSONVILLE STATE	L	0-17
Oct. 29	at Samford	L	21-45
Nov. 5	ARKANSAS STATE TEACHERS	W	30-26
Nov. 12	at Southern State	L	13-30
Nov. 19	at Livingston	L	0-14

1967	(6-3)	Hartwell McPhail	
Sep. 16	at Furman	L	6-15
Sep. 23	SOUTHEASTERN OKLAHOMA	W	28-0
Sep. 30	at Arkansas A&M	L	0-6
Oct. 7	at Florence State	W	28-22
Oct. 12	OUACHITA BAPTIST	W	41-21
Oct. 21	at Louisiana College	W	27-9
Oct. 28	SAMFORD	L	21-28
Nov. 11	SOUTHERN STATE	W	33-10
Nov. 18	LIVINGSTON	W	31-13

1968	(4-5)	Hartwell McPhail	
Sep. 14	FURMAN	W	21-12
Sep. 21	at Henderson State	L	0-17
Sep. 26	SOUTHERN STATE	W	17-7
Oct. 5	at Ouachita Baptist	L	0-16
Oct. 12	FLORENCE STATE	L	14-35
Oct. 19	LOUISIANA COLLEGE	W	24-8
Oct. 26	at Samford	L	0-41
Nov. 2	ARKANSAS A&M	W	9-7
Nov. 9	at Livingston	L	7-26

1969	(5-4)	Hartwell McPhail	
Sep. 20	HENDERSON STATE	W	21-20
Sep. 27	at Southern State	W	21-17
Oct. 2	OUACHITA BAPTIST	W	23-21
Oct. 11	at Harding	L	7-18
Oct. 18	at Delta State	L	7-33
Oct. 25	SAMFORD	W	45-7
Nov. 8	LIVINGSTON	L	13-37
Nov. 15	at Arkansas A&M	L	14-34
Nov. 22	at Furman	W	21-19

1970	(4-5-1)	Hartwell McPhail	
Sep. 19	HENDERSON STATE	L	10-14
Sep. 26	at Southern State	W	21-13
Oct. 3	at Ouachita Baptist	L	28-50
Oct. 10	HARDING	W	24-0
Oct. 17	vs. Delta State	T	30-30
Oct. 24	at Samford	L	13-21
Oct. 31	ARKANSAS A&M	W	21-14
Nov. 7	at Livingston	L	13-23
Nov. 14	PENSACOLA NAVY	W	7-3
Nov. 21	FURMAN	L	17-38

1971	(2-8)	Hartwell McPhail (1-5) Bernard Blackwell (1-3)	
Sep. 16	at Henderson State	L	6-24
Sep. 23	SOUTHERN STATE	L	17-19
Oct. 2	OUACHITA BAPTIST	L	0-28
Oct. 9	at Harding	L	14-20
Oct. 16	at Western Carolina	L	0-37
Oct. 23	NICHOLLS STATE	W	15-6
Oct. 30	at Arkansas-Monticello	L	14-30
Nov. 6	SAMFORD	L	0-41
Nov. 13	LIVINGSTON	L	3-20
Nov. 20	at Northwood Institute	W	29-9



John M. Williams
19 Seasons (1972-90)
122-81-3 (.600)

1972	(4-5-1)	John M. Williams	
Sep. 9	at Livingston	L	7-21
Sep. 16	HENDERSON STATE	L	12-15
Sep. 23	at Southern State	L	21-34
Oct. 7	FLORENCE STATE	W	14-6
Oct. 14	at Nicholls State	W	42-13
Oct. 21	WESTERN CAROLINA	W	20-6
Oct. 28	at Harding	L	3-48
Nov. 4	STATE COLLEGE OF ARKANSAS	W	25-14
Nov. 11	at Ouachita Baptist	L	7-24
Nov. 18	at Samford	T	13-13

1973	(4-6, 3-4 GSC)	John M. Williams	
Sep. 15	*at Henderson State	L	7-17
Sep. 22	SOUTHERN STATE	L	26-28
Sep. 29	*at Delta State	L	16-17
Oct. 6	*at Florence State	W	26-7
Oct. 13	*at Nicholls State	W	21-7
Oct. 20	*LIVINGSTON	L	3-27
Oct. 27	*ARKANSAS-MONTICELLO	W	21-0
Nov. 3	at State College of Arkansas	L	24-27
Nov. 10	*OUACHITA BAPTIST	L	13-14
Nov. 17	SAMFORD	W	12-10

1974	(2-9, 0-7 GSC)	John M. Williams	
Sep. 7	MEXICO POLYTECHNICO	W	51-0
Sep. 14	*HENDERSON STATE	L	0-7
Sep. 21	*DELTA STATE	L	3-13
Sep. 28	at Arkansas-Monticello**	W	3-0
Oct. 5	*TENNESSEE-MARTIN**	W	23-7
Oct. 12	*at Livingston**	T	21-21
Oct. 19	*at Nicholls State	L	12-21
Oct. 26	BAPTIST CHRISTIAN	W	61-14
Nov. 2	*NORTH ALABAMA	L	23-30
Nov. 9	STATE COLLEGE OF ARKANSAS	L	3-7
Nov. 16	*at Ouachita Baptist	L	0-17

** Later forfeited due to ineligible player

1975	(6-5, 2-5 GSC)	John M. Williams	
Sep. 13	*at Henderson State	L	14-24
Sep. 20	ARKANSAS-MONTICELLO	W	47-0
Sep. 27	*LIVINGSTON	L	7-20
Oct. 4	*at Tennessee-Martin	W	14-10
Oct. 11	*at Delta State	L	0-24
Oct. 18	UNIV. OF MEXICO	W	56-0
Oct. 25	*NICHOLLS STATE	W	19-7
Nov. 1	*at North Alabama	L	14-41
Nov. 8	at Central Arkansas	W	35-7
Nov. 15	*OUACHITA BAPTIST	L	10-13
Nov. 22	MEXICO POLYTECHNICO	W	83-0

MISSISSIPPI COLLEGE FOOTBALL ALL-TIME RESULTS

1976 (2-8, 0-8 GSC) John M. Williams

Sep. 11	*at Nicholls State	L	7-17
Sep. 18	at Arkansas-Monticello	W	39-3
Sep. 25	*at Livingston	L	7-14
Oct. 2	*at Tennessee-Martin	L	14-36
Oct. 9	*DELTA STATE	L	3-7
Oct. 16	*OUACHITA BAPTIST	L	0-6
Oct. 23	HARDING	W	34-23
Oct. 30	*at Southeastern Louisiana	L	20-34
Nov. 6	*at Troy State	L	6-38
Nov. 13	*NORTH ALABAMA	L	20-34

1977 (6-4, 4-4 GSC) John M. Williams

Sep. 10	*NICHOLLS STATE	L	0-6
Sep. 17	ARKANSAS-MONTICELLO	W	16-0
Sep. 24	*LIVINGSTON	L	16-21
Oct. 1	*TENNESSEE-MARTIN	W	27-24
Oct. 8	*at Delta State	L	13-24
Oct. 15	*at Ouachita Baptist	W	20-8
Oct. 22	at Harding	W	15-12
Oct. 29	*at Southeastern Louisiana	L	6-23
Nov. 5	*TROY STATE	W	17-15
Nov. 12	*at North Alabama	W	28-0

1978 (5-5, 3-4 GSC) John M. Williams

Sep. 9	at East Tennessee State	W	17-3
Sep. 16	HENDERSON STATE	W	21-8
Sep. 23	*at Livingston	W	24-16
Sep. 30	*at Tennessee-Martin	W	21-7
Oct. 7	*DELTA STATE	W	27-0
Oct. 14	OUACHITA BAPTIST	L	6-15
Oct. 21	*at Nicholls State	L	7-10
Oct. 28	*SOUTHEASTERN LOUISIANA	L	10-13
Nov. 4	*at Troy State	L	16-27
Nov. 11	*NORTH ALABAMA	L	0-30

1979 (10-3, 5-1 GSC) John M. Williams
GULF SOUTH CONFERENCE CHAMPIONS

Sep. 8	*JACKSONVILLE STATE	W	17-7
Sep. 15	at Henderson State	W	28-13
Sep. 22	SOUTHERN ARKANSAS	W	35-14
Sep. 29	*TENNESSEE-MARTIN	L	10-13
Oct. 6	*at Delta State	W	27-19
Oct. 13	at Ouachita Baptist	W	29-24
Oct. 20	at Nicholls State	W	28-14
Oct. 27	*LIVINGSTON	W	30-14
Nov. 3	*TROY STATE	W	38-21
Nov. 10	*at North Alabama	W	17-10
Nov. 17	at Southeastern Louisiana	L	14-34
Nov. 24	NORTH DAKOTA**	W	35-15
Dec. 1	at Delaware**	L	10-60

** NCAA Division II Playoffs

1980 (4-5, 2-4 GSC) John M. Williams

Sep. 13	*at Jacksonville State	L	14-51
Sep. 27	at Southern Arkansas	W	10-7
Oct. 4	*at Troy State	L	0-30
Oct. 11	*DELTA STATE	W	10-7
Oct. 18	OUACHITA BAPTIST	W	35-10
Oct. 25	*at Tennessee-Martin	L	27-30
Nov. 1	*at Livingston	W	28-8
Nov. 8	at Northeast Louisiana	L	22-40
Nov. 15	*NORTH ALABAMA	L	22-28

1981 (6-4, 3-3 GSC) John M. Williams

Sep. 12	at Stephen F. Austin	W	17-14
Sep. 19	at Presbyterian	W	24-14
Sep. 26	SOUTHERN ARKANSAS	L	9-21
Oct. 3	*TROY STATE	W	19-13
Oct. 10	*JACKSONVILLE STATE	L	0-40
Oct. 17	at Ouachita Baptist	W	17-10
Oct. 24	*TENNESSEE-MARTIN	L	28-29
Oct. 31	*LIVINGSTON	W	37-17
Nov. 7	*at Delta State	W	38-21
Nov. 14	*at North Alabama	L	23-37

1982 (8-3, 6-1 GSC) John M. Williams

Sep. 4	at Northwestern State	L	20-24
Sep. 11	*VALDOSTA STATE	W	28-13
Sep. 18	PRESBYTERIAN	L	16-17
Sep. 25	at Southern Arkansas	W	35-8

Oct. 2	*at Troy State	W	31-7
Oct. 9	*at Jacksonville State	L	36-52
Oct. 16	OUACHITA BAPTIST	W	42-14
Oct. 23	*at Tennessee-Martin	W	16-9
Oct. 30	*at Livingston	W	21-3
Nov. 6	*DELTA STATE	W	27-6
NOV. 13	*NORTH ALABAMA	W	28-20

1983 (8-3, 4-3 GSC) John M. Williams

Sep. 3	at Southeastern Louisiana	W	16-10
Sep. 10	*at Valdosta State	W	26-3
Sep. 17	at Stephen F. Austin	W	36-29
Sep. 24	SOUTHERN ARKANSAS	W	23-7
Oct. 1	*TROY STATE	W	17-0
Oct. 8	*JACKSONVILLE STATE	W	30-18
Oct. 15	at Ouachita Baptist	W	30-7
Oct. 22	*TENNESSEE-MARTIN	W	28-0
Oct. 29	*LIVINGSTON	L	14-24
Nov. 5	*at North Alabama	L	0-28
Nov. 19	*at Delta State	L	21-31

1984 (6-2-1, 5-2-1 GSC) John M. Williams

Sep. 8	*at North Alabama	T	24-24
Sep. 15	at Southeastern Louisiana	W	7-6
Sep. 29	*TENNESSEE-MARTIN	W	28-10
Oct. 6	*at Jacksonville State	W	28-0
Oct. 13	*TROY STATE	L	7-14
Oct. 20	*at Livingston	W	35-7
Oct. 27	*WEST GEORGIA	W	52-24
Nov. 3	*at Valdosta State	W	10-3
Nov. 17	*DELTA STATE	L	21-30

1985 (7-2-1, 6-1-1 GSC) John M. Williams

Sep. 7	*NORTH ALABAMA	W	17-13
Sep. 14	at Arkansas State	L	13-41
Sep. 21	at Southeastern Louisiana	W	34-30
Oct. 5	*at Tennessee-Martin	W	38-0
Oct. 12	*JACKSONVILLE STATE	W	50-3
Oct. 19	*at Troy State	W	45-21
Oct. 26	*LIVINGSTON	W	14-7
Nov. 2	*at West Georgia	L	28-30
Nov. 9	*VALDOSTA STATE	W	28-7
Nov. 23	*at Delta State	T	14-14

1986 (7-4, 5-3 GSC) John M. Williams

Aug. 30	SOUTHEAST MISSOURI STATE	L	27-30
Sep. 13	*at North Alabama	W	21-6
Sep. 20	ARKANSAS-MONTICELLO	W	42-7
Sep. 27	at West Texas State	W	34-24
Oct. 4	*TENNESSEE-MARTIN	W	28-3
Oct. 11	*at Jacksonville State	W	28-14
Oct. 18	*TROY STATE	L	0-10
Oct. 25	*at Livingston	W	16-14
Nov. 1	*WEST GEORGIA	W	30-14
Nov. 8	*at Valdosta State	L	10-21
Nov. 22	*DELTA STATE	L	10-21

1987 (6-5, 5-3 GSC) John M. Williams

Sep. 12	at Arkansas State	L	0-35
Sep. 19	*NORTH ALABAMA	L	20-24
Sep. 26	WEST TEXAS STATE	W	28-16
Oct. 3	*at Tennessee-Martin	W	34-24
Oct. 10	*JACKSONVILLE STATE	W	15-13
Oct. 17	*at Troy State	L	21-48
Oct. 24	*LIVINGSTON	L	7-8
Oct. 31	*at West Georgia	W	37-7
Nov. 7	*VALDOSTA STATE	W	20-12
Nov. 14	at Southeast Missouri State	L	28-30
Nov. 21	*at Delta State	W	13-7

1988 (9-3, 7-1 GSC) John M. Williams
GULF SOUTH CONFERENCE TRI-CHAMPIONS

Sep. 3	at McNeese State	L	2-6
Sep. 10	*at North Alabama	W	42-35
Sep. 17	SOUTHEAST MISSOURI STATE	W	41-13
Sep. 24	*TENNESSEE-MARTIN	W	24-21
Oct. 1	*at Jacksonville State	L	0-10
Oct. 8	*TROY STATE	W	18-12
Oct. 15	*at Livingston	W	21-10
Oct. 22	*WEST GEORGIA	W	10-8
Oct. 29	*at Valdosta State	W	31-21

Nov. 5	at Lamar	W	16-14
Nov. 12	*DELTA STATE	W	7-3
Nov. 19	at Texas A & I**	L	15-39

** NCAA Division II Playoffs

1989 (11-3, 6-2 GSC) John M. Williams
WON NATIONAL CHAMPIONSHIP GAME
Later revoked by NCAA

Sep. 2	at McNeese State	L	21-28
Sep. 9	*NORTH ALABAMA	W	34-0
Sep. 16	at Southeast Missouri State	W	21-6
Sep. 23	*at Tennessee-Martin	W	24-3
Sep. 30	*JACKSONVILLE STATE	L	3-23
Oct. 7	*at Troy State	W	45-7
Oct. 14	*LIVINGSTON	W	23-10
Oct. 21	*at West Georgia	W	48-6
Oct. 28	*VALDOSTA STATE	W	32-3
Nov. 11	*at Delta State	L	7-17
Nov. 18	at Texas A & I**	W	34-19
Nov. 25	at St. Cloud State**	W	55-24
Dec. 2	INDIANA (PA)**	W	26-14
Dec. 9	vs. Jacksonville State**	W	3-0

** NCAA Division II Playoffs

1990 (11-2, 8-0 GSC) John M. Williams
GULF SOUTH CONFERENCE CHAMPIONS

Sep. 8	*at North Alabama	W	21-10
Sep. 15	at Northeast Louisiana	L	7-17
Sep. 22	*TENNESSEE-MARTIN	W	44-14
Sep. 29	*at Jacksonville State	W	17-7
Oct. 6	*TROY STATE	W	36-16
Oct. 13	*vs. Livingston	W	36-0
Oct. 20	*WEST GEORGIA	W	44-17
Oct. 27	*at Valdosta State	W	17-10
Nov. 3	at Nicholls State	W	31-20
Nov. 10	*DELTA STATE	W	35-17
Nov. 17	WOFFORD**	W	70-19
Nov. 24	JACKSONVILLE STATE**	W	14-7
Dec. 1	INDIANA (PA)**	L	8-27

** NCAA Division II Playoffs



Terry L. McMillan
9 Seasons (1991-99)
45-42-5 (.516)

1991 (7-4-1, 4-1-1 GSC) Terry L. McMillan

Aug. 31	CENTRAL ARKANSAS	W	34-9
Sep. 14	*NORTH ALABAMA	W	31-3
Sep. 21	at Henderson State	W	42-17
Sep. 28	at Northeast Louisiana	L	7-17
Oct. 5	*at Jacksonville State	L	6-17
Oct. 19	*LIVINGSTON	W	25-14
Oct. 26	*at West Georgia	W	49-21
Nov. 2	*VALDOSTA STATE	T	10-10
Nov. 9	at Appalachian State	L	23-31
Nov. 16	*at Delta State	W	27-10
Nov. 23	at Wofford**	W	28-15
Nov. 30	at Jacksonville State**	L	7-35

** NCAA Division II Playoffs

1992 (4-5-1, 2-3-1 GSC) Terry L. McMillan

Sep. 5	at Northwestern State	L	6-27
Sep. 12	*at North Alabama	L	6-14
Sep. 26	HENDERSON STATE	W	24-12
Oct. 3	*JACKSONVILLE STATE	T	14-14
Oct. 10	*WEST GEORGIA	W	45-38
Oct. 17	*at Livingston	L	32-37
Oct. 24	TEXAS A & I	W	37-33
Oct. 31	*at Valdosta State	L	14-28
Nov. 7	at Georgia Southern	L	0-30
Nov. 14	*DELTA STATE	W	34-23

1993 (6-3-1, 3-3-1 GSC) Terry L. McMillan

Sep. 4	ARKANSAS-MONTICELLO	W	31-6
Sep. 11	at Texas A&M-Kingsville	W	13-9
Sep. 25	*LIVINGSTON	T	22-22
Oct. 2	*at Henderson State	W	35-20
Oct. 9	*NORTH ALABAMA	L	28-38
Oct. 16	at Samford	W	21-14
Oct. 23	*at Valdosta State	L	21-42

MISSISSIPPI COLLEGE FOOTBALL ALL-TIME RESULTS

Oct. 30	*WEST GEORGIA	L	25-27
Nov. 6	*CENTRAL ARKANSAS	W	21-14
Nov. 13	*at Delta State	W	13-7

1994	(4-5-1, 2-5-1 GSC)	Terry L. McMillan	
Sep. 3	at Arkansas-Monticello	T	28-28
Sep. 10	at Abilene Christian	W	21-7
Sep. 17	*at North Alabama	L	0-24
Sep. 24	*at Livingston	W	48-0
Oct. 1	*HENDERSON STATE	W	31-13
Oct. 15	at Samford	W	20-12
Oct. 22	*VALDOSTA STATE	L	7-24
Oct. 29	*at West Georgia	L	23-24
Nov. 5	*at Central Arkansas	L	0-28
Nov. 12	*DELTA STATE	L	0-14

1995	(2-7-1, 2-7-1 GSC)	Terry L. McMillan	
Sep. 9	*SOUTHERN ARKANSAS	W	23-14
Sep. 16	*at Arkansas-Monticello	L	0-17
Sep. 21	*WEST ALABAMA	W	30-7
Sep. 30	*NORTH ALABAMA	L	3-41
Oct. 7	*at Henderson State	L	12-45
Oct. 14	*at West Georgia	L	15-30
Oct. 21	*ARKANSAS TECH	T	15-15
Oct. 28	*CENTRAL ARKANSAS	L	11-26
Nov. 4	*at Valdosta State	L	16-42
Nov. 11	*at Delta State	L	0-14

1996	(4-6)	Terry L. McMillan	
Sep. 7	ARKANSAS-MONTICELLO	L	23-35
Sep. 14	at Sul Ross State	W	27-0
Sep. 21	HENDERSON STATE	W	31-28
Oct. 5	at Arkansas Tech	L	22-40
Oct. 12	at Hardin-Simmons	L	33-34
Oct. 19	at Tusculum	W	27-21
Oct. 26	WEST ALABAMA	L	21-22
Nov. 2	AUSTIN COLLEGE	W	56-7
Nov. 9	at Southern Arkansas	L	6-20
Nov. 16	at Howard Payne	L	21-26

1997	(8-2, 4-1 ASC)	Terry L. McMillan	
AMERICAN SOUTHWEST CONFERENCE CHAMPIONS			
Sep. 13	TUSCULUM	W	26-19
Sep. 20	BETHEL (TN)	W	56-10
Sep. 27	LAMBUTH	W	37-10
Oct. 4	at Georgetown (KY)	W	41-32
Oct. 11	at West Alabama	L	21-38
Oct. 18	*AUSTIN COLLEGE	L	15-17
Oct. 25	*at Sul Ross State	W	31-26
Nov. 1	*HOWARD PAYNE	W	13-0
Nov. 8	*at McMurry	W	45-22
Nov. 15	*HARDIN-SIMMONS	W	17-14

1998	(4-6, 2-5 ASC)	Terry L. McMillan	
Sep. 12	GEORGETOWN (KY)	L	15-22
Sep. 19	at Bethel (TN)	W	56-0
Sep. 26	JACKSONVILLE	W	35-14
Oct. 3	*HOWARD PAYNE	L	3-21
Oct. 10	*at Hardin-Simmons	L	0-44
Oct. 17	*MARY HARDIN-BAYLOR	W	28-0
Oct. 24	*at McMurry	L	10-31
Oct. 31	*SUL ROSS STATE	W	45-36
Nov. 7	*at Texas Lutheran	L	21-23
Nov. 14	*at Austin College	L	34-40

1999	(6-4, 3-4 ASC)	Terry L. McMillan	
Sep. 11	STILLMAN	W	10-7
Sep. 18	BELHAVEN	W	38-21
Sep. 25	at Jacksonville	W	16-13
Oct. 2	*at Howard Payne	L	14-21
Oct. 9	*HARDIN-SIMMONS	L	23-35
Oct. 16	*at Mary Hardin-Baylor	L	27-30
Oct. 23	*MCMURRY	L	27-28
Oct. 30	*at Sul Ross State	W	36-20
Nov. 6	*TEXAS LUTHERAN	W	28-6
Nov. 13	*AUSTIN COLLEGE	W	50-24



Johnny Mills
5 Seasons (2000-04)
18-32 (.360)

2000	(3-7, 3-6, ASC)	Johnny Mills	
Sep. 2	vs. Millsaps	L	19-20
Sep. 16	*EAST TEXAS BAPTIST	W	50-6
Sep. 23	*at Howard Payne	L	25-35
Sep. 30	*SUL ROSS STATE	W	34-7
Oct. 7	*at Hardin-Simmons	L	21-35
Oct. 14	*MARY HARDIN-BAYLOR	L	6-24
Oct. 21	*at McMurry	L	21-34
Oct. 28	*AUSTIN COLLEGE	L	30-33
Nov. 4	*at Texas Lutheran	L	32-34
Nov. 11	*LOUISIANA COLLEGE	W	35-21

2001	(7-3, 6-3 ASC)	Johnny Mills	
Sep. 1	vs. Millsaps	W	15-3
Sep. 15	*at East Texas Baptist	W	31-28
Sep. 22	*HOWARD PAYNE	L	13-31
Sep. 29	*at Sul Ross State	W	36-32
Oct. 6	*HARDIN-SIMMONS	L	9-55
Oct. 13	*at Mary Hardin-Baylor	L	7-10
Oct. 20	*MCMURRY	W	28-21
Oct. 27	*at Austin College	W	27-7
Nov. 3	*TEXAS LUTHERAN	W	41-3
Nov. 10	*at Louisiana College	W	28-21

2002	(4-6, 4-5 ASC)	Johnny Mills	
Sep. 7	vs. Millsaps	L	14-16
Sep. 21	*at Howard Payne	L	0-50
Sep. 28	*SUL ROSS STATE	W	34-21
Oct. 5	*at Hardin-Simmons	L	21-32
Oct. 12	*MARY HARDIN-BAYLOR	L	24-39
Oct. 19	*at McMurry	W	25-22
Oct. 26	*AUSTIN COLLEGE	L	23-27
Nov. 2	*at Texas Lutheran	W	36-16
Nov. 9	*LOUISIANA COLLEGE	W	15-10
Nov. 16	*EAST TEXAS BAPTIST	L	9-16

2003	(3-7, 2-7 ASC)	Johnny Mills	
Sep. 4	vs. Millsaps	W	7-0
Sep. 20	*HOWARD PAYNE	L	13-31
Sep. 27	*at Sul Ross State	W	27-26
Oct. 4	*HARDIN-SIMMONS	L	0-21
Oct. 11	*at Mary Hardin-Baylor	L	7-67
Oct. 18	*MCMURRY	L	25-27
Oct. 25	*at Austin College	L	6-17
Nov. 1	*TEXAS LUTHERAN	W	31-0
Nov. 8	*at Louisiana College	L	0-31
Nov. 15	*at East Texas Baptist	L	6-45

2004	(1-9, 1-8 ASC)	Johnny Mills	
Sep. 9	vs. Millsaps	L	0-9
Sep. 18	*Sul Ross State	W	24-20
Sep. 25	*at Hardin-Simmons	L	19-49
Oct. 2	*Mary Hardin-Baylor	L	3-49
Oct. 9	*at McMurry	L	24-48
Oct. 16	*Austin College	L	10-20
Oct. 23	*at Texas Lutheran	L	28-31
Oct. 30	*Louisiana College	L	33-49
Nov. 6	*East Texas Baptist	L	3-27
Nov. 13	*at Howard Payne	L	14-48



Norman Joseph
9 Seasons (2005-13)
42-50 (.457)

2005	(2-8, 1-8 ASC)	Norman Joseph	
Sep. 17	*at Sul Ross State	L	17-36
Sep. 24	*HARDIN-SIMMONS	L	0-14
Oct. 1	*at Mary Hardin-Baylor	L	0-61
Oct. 8	*MCMURRY	L	14-24
Oct. 15	*at Austin College	W	35-19
Oct. 22	*TEXAS LUTHERAN	L	22-7
Oct. 29	*at Louisiana College	L	28-42
Nov. 5	*at East Texas Baptist	L	28-29
Nov. 12	*HOWARD PAYNE	L	45-51
Nov. 19	BELHAVEN	W	52-16

2006	(5-5, 3-5 ASC)	Norman Joseph	
Sep. 2	at Millsaps	W	52-28
Sep. 16	*at Texas Lutheran	W	28-21
Sep. 23	*MCMURRY	W	36-26
Sep. 30	*at Hardin-Simmons	L	28-48
Oct. 7	*LOUISIANA COLLEGE	L	28-31
Oct. 14	LAGRANGE	W	33-0
Oct. 21	*at Mary Hardin-Baylor	L	14-41
Oct. 28	*EAST TEXAS BAPTIST	L	30-35
Nov. 4	*at Howard Payne	L	15-30
Nov. 11	*SUL ROSS STATE	W	31-7

2007	(8-2, 6-2 ASC)	Norman Joseph	
Aug. 30	MILLSAPS	W	27-26
Sep. 15	*TEXAS LUTHERAN	W	34-5
Sep. 22	*at McMurry	W	47-14
Sep. 29	*HARDIN-SIMMONS	L	42-45
Oct. 6	*at Louisiana College	W	42-34
Oct. 13	*at LaGrange	W	50-7
Oct. 20	*MARY HARDIN-BAYLOR	L	30-69
Oct. 27	*at East Texas Baptist	W	45-21
Nov. 3	*HOWARD PAYNE	W	31-10
Nov. 10	*at Sul Ross State	W	56-35

2008	(5-5, 5-3 ASC)	Norman Joseph	
Sep. 6	at Millsaps	L	6-42
Sep. 13	at Cumberlands (KY)	L	28-49
Sep. 20	*MCMURRY	W	44-7
Sep. 27	*at Hardin-Simmons	L	27-35
Oct. 4	*LOUISIANA COLLEGE	W	21-19
Oct. 18	*at Mary Hardin-Baylor	L	14-26
Oct. 25	*EAST TEXAS BAPTIST	L	21-24
Nov. 1	*at Howard Payne	W	30-14
Nov. 8	*SUL ROSS STATE	W	41-10
Nov. 15	*at Texas Lutheran	W	52-7

2009	(9-3, 7-1 ASC)	Norman Joseph	
AMERICAN SOUTHWEST CONFERENCE CHAMPIONS			
Sep. 5	MILLSAPS	W	47-44
Sep. 12	CUMBERLANDS (KY)	L	26-55
Sep. 19	*at McMurry	W	61-14
Sep. 26	*HARDIN-SIMMONS	W	39-34
Oct. 3	*at Louisiana College	W	54-44
Oct. 17	*MARY HARDIN-BAYLOR	W	17-14
Oct. 24	*at East Texas Baptist	W	26-7
Oct. 31	*HOWARD PAYNE	L	24-38
Nov. 7	*at Sul Ross State	W	49-27
Nov. 14	*TEXAS LUTHERAN	W	38-24
Nov. 21	at Huntingdon**	W	56-35
Nov. 28	at Wesley (DE)**	L	9-43

** NCAA Division III Playoffs

2010	(4-6, 2-6 ASC)	Norman Joseph	
Sep. 4	at Millsaps	W	27-23
Sep. 11	BELHAVEN	W	21-14
Sep. 18	*at Hardin-Simmons	L	10-45
Sep. 25	*LOUISIANA COLLEGE	L	42-45
Oct. 9	*at Mary Hardin-Baylor	L	31-41
Oct. 16	*EAST TEXAS BAPTIST	L	20-28
Oct. 23	*at Howard Payne	W	42-27
Oct. 30	*SUL ROSS STATE	W	38-21
Nov. 6	*at Texas Lutheran	L	23-42
Nov. 13	*MCMURRY	L	17-28

2011	(3-7, 2-6 ASC)	Norman Joseph	
Sep. 3	MILLSAPS	W	33-27
Sep. 10	at Belhaven	L	31-35
Sep. 17	*HARDIN-SIMMONS	W	45-28
Sep. 24	*at Louisiana College	L	17-52
Oct. 8	*MARY HARDIN-BAYLOR	L	12-35
Oct. 15	*at East Texas Baptist	L	21-34
Oct. 22	*HOWARD PAYNE	W	34-21
Oct. 29	*at Sul Ross State	L	42-49
Nov. 5	*TEXAS LUTHERAN	L	16-36
Nov. 12	*at McMurry	L	38-63

2012	(2-8, 1-6 ASC)	Norman Joseph	
Sep. 1	at Millsaps	L	17-23
Sep. 8	WEBBER INTERNATIONAL	W	31-24
Sep. 15	at West Alabama	L	3-41
Sep. 29	*at Hardin-Simmons	L	0-31

MISSISSIPPI COLLEGE FOOTBALL ALL-TIME RESULTS

Oct. 6	*SUL ROSS STATE	L	42-75
Oct. 13	*at Howard Payne	L	14-27
Oct. 20	*at Texas Lutheran	W	24-21
Oct. 27	*EAST TEXAS BAPTIST	L	24-34
Nov. 3	*LOUISIANA COLLEGE	L	28-70
Nov. 10	*at Mary Hardin-Baylor	L	0-59

2013	(4-6, 4-2 ASC)	Norman Joseph
Sep. 7	MILLSAPS	L 19-52
Sep. 14	HUNTINGDON	L 7-35
Sep. 28	at Webber International	L 7-35
Oct. 5	*HARDIN-SIMMONS	W 49-35
Oct. 12	*at Sul Ross State	W 34-30
Oct. 19	*HOWARD PAYNE	W 41-38
Oct. 26	TEXAS LUTHERAN	L 32-35
Nov. 2	*at East Texas Baptist	W 41-28
Nov. 9	*at Louisiana College	L 28-42
Nov. 16	*MARY HARDIN-BAYLOR	L 30-56



John Bland
2 Seasons (2014-)
3-13 (.188)

2014	(1-9, 0-7 GSC)	John Bland
Sep. 6	at Belhaven	L 14-32
Sep. 13	*NORTH ALABAMA	L 0-58
Sep. 20	at Lamar	L 10-55
Oct. 2	*at Shorter	L 14-27
Oct. 11	UNIV. OF FAITH	W 56-14
Oct. 18	*VALDOSTA STATE	L 0-62
Oct. 25	*at Florida Tech	L 9-44
Nov. 1	*at West Georgia	L 14-55
Nov. 8	*WEST ALABAMA	L 28-41
Nov. 15	*at Delta State	L 3-27

2015	(2-4, 0-3 GSC)	John Bland
Sep. 5	TEXAS COLLEGE	W 61-6
Sep. 12	*at North Alabama	L 17-34
Sep. 19	BELHAVEN	W 42-21
Sep. 26	at McNeese State	L 0-37
Oct. 3	*SHORTER	L 23-42
Oct. 17	*at Valdosta State	L 7-34
Oct. 24	*FLORIDA TECH	3:00 pm
Oct. 31	*WEST GEORGIA	3:00 pm
Nov. 7	*at West Alabama	2:00 pm
Nov. 14	*DELTA STATE	3:00 pm

RESULTS BY OPPONENT

TEAM	RECORD	WIN %	TEAM	RECORD	WIN %
Abilene Christian	1-0	1.000	McNeese State	0-3	.000
Alabama	0-7	.000	Memphis	1-0	1.000
Appalachian State	0-1	.000	Memphis Navy	1-0	1.000
Arkansas-Monticello	10-11-1	.477	Mercer	5-0-1	.917
Arkansas State	1-4	.200	Mexico Polytechnico	2-0	1.000
Arkansas Tech	0-1-1	.250	Millsaps	31-15-6	.654
Army (Camp Shelby)	1-0	1.000	Mississippi State	3-16	.158
Austin College	10-9-1	.525	Murray State	1-1	.500
Baptist Christian	1-0	1.000	Nicholls State	6-4	.600
Baylor	0-2	.000	North Alabama	14-16-2	.469
Belhaven	4-2	.667	North Dakota	1-0	1.000
Bethel (TN)	2-0	1.000	Northwestern State	0-2	.000
Birmingham-Southern	6-5-1	.542	Northwood Institute	1-0	1.000
Carson-Newman	1-1	.500	Oglethorpe	3-1	.750
Centenary (LA)	1-1	.500	Ole Miss	4-8-1	.346
Central Arkansas	5-5	.500	Ouachita Baptist	15-16-1	.484
Centre	4-2	.667	Ozarks (MO)	0-1	.000
Chamberlain-Hunt Aca.	4-0	1.000	Pearl River CC	2-0	1.000
Chattanooga	3-6-3	.375	Pensacola Navy	1-1	.500
Christian Brothers	0-1	.000	Presbyterian	1-1	.500
Clark State CC	1-0	1.000	Rhodes	12-5	.706
Colgate	0-5	.000	Samford	22-14-4	.600
Cumberlands (KY)	0-2	.000	Sewanee	9-6-2	.588
Davidson	0-1	.000	Shorter	0-2	.000
Delaware	0-1	.000	Southeast Missouri State	2-2	.500
Delta State	15-18-2	.457	Southeastern Louisiana	3-5	.375
East Tennessee State	1-0	1.000	Southeastern Oklahoma	1-1	.500
East Texas Baptist	6-10	.375	Southern (AL)	1-0	1.000
Florida	0-1-1	.250	Southern Arkansas	11-7	.611
Florida Southern	1-0	1.000	Southern Miss	8-0	1.000
Florida State	0-3	.000	Spring Hill	11-3	.786
Florida Tech	0-1	.000	St. Cloud State	1-0	1.000
French Camp Aca.	1-0	1.000	Stephen F. Austin	2-0	1.000
Furman	2-5	.286	Stetson	3-2-1	.583
Georgetown (KY)	1-1	.500	Stillman	1-0	1.000
Georgia Southern	0-1	.000	Sul Ross State	15-3	.833
Hardin-Simmons	4-14	.222	Tampa	0-1	.000
Harding	4-3	.571	Tennessee-Martin	12-5	.706
Henderson State	13-9	.591	Texas A&M-Kingsville	3-1	.750
Hendrix	6-3	.667	Texas College	1-0	1.000
Howard Payne	6-12	.333	Texas Lutheran	9-7	.563
Huntingdon	1-1	.500	Troy	11-7	.611
Indiana (PA)	1-1	.500	Tulane	3-9	.250
Jacksonville	2-0	1.000	Tusculum	2-0	1.000
Jacksonville State	11-10-2	.522	Union (TN)	6-2	.750
Jefferson State	2-0	1.000	Univ. of Faith	1-0	1.000
LaGrange	2-0	1.000	Univ. of Mexico	8-3	.727
Lamar	1-1	.500	Valdosta State	8-7-1	.531
Lambuth	1-0	1.000	Vicksburg Athletic Club	1-0	1.000
Louisiana College	26-12	.684	Webber International	1-1	.500
Louisiana-Lafayette	4-0-1	.900	Wesley (DE)	0-1	.000
Louisiana-Monroe	0-3	.000	West Alabama	19-20-2	.488
Louisiana Tech	11-5-1	.676	West Georgia	8-5	.615
Loyola (LA)	0-7	.000	West Texas A&M	2-0	1.000
LSU	0-9-1	.050	Western Carolina	1-1	.500
Marion Military Institute	2-1	.667	Western Kentucky	0-1	.000
Mary Hardin-Baylor	2-14	.125	Wofford	2-0	1.000
McMurry	7-8	.467	Youngstown State	0-1	.000

MILESTONE WINS

Win	Year	Opponent	Score
1	1907	Chamberlain-Hunt	6-0
50	1923	Ole Miss	6-0
100	1934	State Teachers (Southern Miss)	12-0
150	1948	SW of Memphis (Rhodes)	46-6
200	1960	SW of Memphis (Rhodes)	34-7
250	1971	Northwood Institute	29-9
300	1982	Valdosta State	28-13
350	1988	Delta State	7-3
400	1997	Tusculum	26-19
450	2007	Sul Ross State	56-35

LARGEST MARGINS OF VICTORY

Year	Opponent	MC	OPP
1909	Chamberlain Hunt Aca.	94	0
1916	MS State Normal (Southern Miss)	90	0
1975	Mexico Polytechnico	83	0
1928	State Teacher (Southern Miss)	82	0
1915	Ole Miss	74	6

COMMON OPPONENTS

Opponent	Games	Last
Millsaps	52	2013
Samford	40	1994
West Alabama	39	2014
Louisiana College	38	2013
Delta State	35	2014
Ouachita Baptist	32	1983
North Alabama	32	2015
Jacksonville State	25	1999
Arkansas-Monticello	22	1996
Henderson State	22	1996
Austin College	20	2005
Mississippi State	19	1934
Hardin-Simmons	18	2013
Howard Payne	18	2013
Southern Arkansas	18	1996
Sul Ross State	18	2013
Troy	18	1990
Louisiana Tech	17	1938

MISSISSIPPI COLLEGE FOOTBALL ALL-TIME RESULTS

ABILENE CHRISTIAN (1-0)

Sep. 10, 1994 at Abilene Christian W 21-7

ALABAMA (0-7)

Nov. 1, 1913 vs. Alabama L 3-21
 Oct. 16, 1915 vs. Alabama L 0-40
 Oct. 14, 1916 vs. Alabama L 7-13
 Oct. 20, 1917 vs. Alabama L 0-46
 Oct. 16, 1920 vs. Alabama L 0-52
 Oct. 11, 1924 vs. Alabama L 0-51
 Sep. 28, 1929 vs. Alabama L 0-55

APPALACHIAN STATE (0-1)

Nov. 9, 1991 at Appalachian State L 23-31

ARKANSAS-MONTICELLO (10-11-1)

Sep. 23, 1950 vs. Arkansas A&M L 0-27
 Sep. 22, 1951 vs. Arkansas A&M L 0-25
 Sep. 16, 1961 at Arkansas A&M W 27-0
 Oct. 5, 1963 at Arkansas A&M L 0-21
 Oct. 3, 1964 ARKANSAS A&M W 21-11
 Oct. 2, 1965 at Arkansas A&M L 14-16
 Sep. 29, 1966 ARKANSAS A&M L 7-14
 Sep. 30, 1967 at Arkansas A&M L 0-6
 Nov. 2, 1968 ARKANSAS A&M W 9-7
 Nov. 15, 1969 at Arkansas A&M L 14-34
 Oct. 31, 1970 ARKANSAS A&M W 21-14
 Oct. 30, 1971 at Arkansas-Monticello L 14-30
 Oct. 27, 1973 ARKANSAS-MONTICELLO W 21-0
 Sep. 28, 1974 at Arkansas-Monticello* W 3-0
 Sep. 20, 1975 ARKANSAS-MONTICELLO W 47-0
 Sep. 18, 1976 at Arkansas-Monticello W 39-3
 Sep. 17, 1977 ARKANSAS-MONTICELLO W 16-0
 Sep. 20, 1986 ARKANSAS-MONTICELLO W 42-7
 Sep. 4, 1993 ARKANSAS-MONTICELLO W 31-6
 Sep. 3, 1994 at Arkansas-Monticello T 28-28
 Sep. 16, 1995 at Arkansas-Monticello L 0-17
 Sep. 7, 1996 ARKANSAS-MONTICELLO L 23-35

ARKANSAS STATE (1-4)

Sep. 25, 1948 vs. Arkansas State L 0-14
 Sep. 24, 1949 vs. Arkansas State W 19-7
 Oct. 13, 1962 at Arkansas State L 0-20
 Sep. 14, 1985 at Arkansas State L 13-41
 Sep. 12, 1987 at Arkansas State L 0-35

ARKANSAS TECH (0-1-1)

Oct. 21, 1995 ARKANSAS TECH T 15-15
 Oct. 5, 1996 at Arkansas Tech L 22-40

ARMY (CAMP SHELBY) (1-0)

Nov. 22, 1941 vs. Army (Camp Shelby) W 56-7

AUSTIN COLLEGE (10-9-1)

Sep. 26, 1953 vs. Austin College T 19-19
 Sep. 25, 1954 vs. Austin College L 0-27
 Sep. 27, 1958 vs. Austin College L 6-26
 Oct. 3, 1959 AUSTIN COLLEGE W 14-6
 Oct. 1, 1960 at Austin College L 18-20
 Sep. 30, 1961 AUSTIN COLLEGE W 29-0
 Sep. 29, 1962 at Austin College W 12-6
 Sep. 28, 1963 AUSTIN COLLEGE W 7-6
 Nov. 14, 1964 at Austin College W 16-13
 Nov. 13, 1965 AUSTIN COLLEGE W 21-19
 Nov. 2, 1996 AUSTIN COLLEGE W 56-7
 Oct. 18, 1997 AUSTIN COLLEGE L 15-17
 Nov. 14, 1998 at Austin College L 34-40
 Nov. 13, 1999 AUSTIN COLLEGE W 50-24
 Oct. 28, 2000 AUSTIN COLLEGE L 30-33
 Oct. 27, 2001 at Austin College W 27-7
 Oct. 26, 2002 AUSTIN COLLEGE L 23-27
 Oct. 25, 2003 at Austin College L 6-17
 Oct. 16, 2004 AUSTIN COLLEGE L 10-20
 Oct. 15, 2005 at Austin College W 35-19

BAPTIST CHRISTIAN (1-0)

Oct. 26, 1974 BAPTIST CHRISTIAN W 61-14

BAYLOR (0-2)

Dec. 3, 1921 vs. Baylor L 0-24
 Oct. 28, 1922 vs. Baylor L 7-40

BELHAVEN (4-2)

Sep. 18, 1999 BELHAVEN W 38-21
 Nov. 19, 2005 BELHAVEN W 52-16
 Sep. 11, 2010 BELHAVEN W 21-14
 Sep. 10, 2011 at Belhaven L 31-35
 Sep. 6, 2014 at Belhaven L 14-32
 Sep. 19, 2015 BELHAVEN W 42-21

BETHEL (TN) (2-0)

Sep. 20, 1997 BETHEL (TN) W 56-10
 Sep. 19, 1998 at Bethel (TN) W 56-0

BIRMINGHAM-SOUTHERN (6-5-1)

Oct. 29, 1921 vs. Birmingham-Southern W 27-6
 Nov. 18, 1922 vs. Birmingham-Southern W 6-0
 Oct. 13, 1923 vs. Birmingham-Southern W 19-0
 Nov. 1, 1924 vs. Birmingham-Southern L 6-13
 Oct. 17, 1925 vs. Birmingham-Southern T 25-25
 Nov. 6, 1926 vs. Birmingham-Southern W 27-12
 Nov. 12, 1927 vs. Birmingham-Southern W 33-19
 Oct. 27, 1928 vs. Birmingham-Southern L 7-19
 Nov. 9, 1929 vs. Birmingham-Southern L 0-20
 Nov. 8, 1930 vs. Birmingham-Southern W 6-0
 Oct. 17, 1931 vs. Birmingham-Southern L 0-7
 Oct. 15, 1932 vs. Birmingham-Southern L 4-6

CARSON-NEWMAN (1-1)

Nov. 11, 1961 CARSON-NEWMAN W 35-14
 Nov. 10, 1962 vs. Carson-Newman L 6-9

CENTENARY (LA) (1-1)

Sep. 26, 1925 vs. Centenary (LA) W 22-8
 Oct. 16, 1926 vs. Centenary (LA) L 14-28

CENTRAL ARKANSAS (5-5)

Nov. 6, 1965 at Arkansas State Teachers L 0-25
 Nov. 5, 1966 ARKANSAS STATE TEACHERS W 30-26
 Nov. 4, 1972 STATE COLLEGE OF ARKANSAS W 25-14
 Nov. 3, 1973 at State College of Arkansas L 24-27
 Nov. 9, 1974 STATE COLLEGE OF ARKANSAS L 3-7
 Nov. 8, 1975 at Central Arkansas W 35-7
 Aug. 31, 1991 CENTRAL ARKANSAS W 34-9
 Nov. 6, 1993 CENTRAL ARKANSAS W 21-14
 Nov. 5, 1994 at Central Arkansas L 0-28
 Oct. 28, 1995 CENTRAL ARKANSAS L 11-26

CENTRE (4-2)

Sep. 24, 1938 vs. Centre L 0-13
 Sep. 30, 1939 vs. Centre W 7-0
 Sep. 28, 1940 vs. Centre W 20-13
 Sep. 27, 1941 vs. Centre L 7-14
 Oct. 12, 1946 vs. Centre W 26-6
 Oct. 18, 1947 vs. Centre W 25-12

CHAMBERLAIN-HUNT ACADEMY (4-0)

Oct. 5, 1907 vs. Chamberlain-Hunt Aca. W 6-0
 Oct. 16, 1909 vs. Chamberlain-Hunt Aca. W 94-0
 Sep. 25, 1915 vs. Chamberlain-Hunt Aca. W 28-0
 Oct. 4, 1919 vs. Chamberlain-Hunt Aca. W 57-0

CHATTANOOGA (3-6-3)

Nov. 17, 1928 vs. Chattanooga W 20-19
 Oct. 25, 1930 vs. Chattanooga L 7-24
 Oct. 29, 1932 vs. Chattanooga W 13-6
 Oct. 28, 1933 vs. Chattanooga T 0-0
 Nov. 3, 1934 vs. Chattanooga L 0-13
 Nov. 1, 1935 vs. Chattanooga W 12-6
 Oct. 3, 1936 vs. Chattanooga L 6-7
 Oct. 1, 1937 vs. Chattanooga L 0-13
 Oct. 7, 1938 vs. Chattanooga L 25-28
 Oct. 6, 1939 vs. Chattanooga T 0-0
 Oct. 4, 1940 vs. Chattanooga T 7-7
 Oct. 10, 1941 vs. Chattanooga L 6-26

CHRISTIAN BROTHERS (0-1)

Sep. 26, 1914 vs. Christian Brothers L 0-62

CLARK STATE CC (1-0)

Sep. 25, 1926 vs. Clark State CC W 23-0

COLGATE (0-5)

Nov. 22, 1930 vs. Colgate L 0-23
 Oct. 31, 1931 vs. Colgate L 0-27
 Nov. 5, 1932 vs. Colgate L 0-32
 Oct. 26, 1940 vs. Colgate L 0-31
 Nov. 1, 1952 vs. Colgate L 12-53

CUMBERLANDS (KY) (0-2)

Sep. 13, 2008 at Cumberlands (KY) L 28-49
 Sep. 12, 2009 CUMBERLANDS (KY) L 26-55

DAVIDSON (0-1)

Sep. 26, 1964 at Davidson L 14-17

DELAWARE (0-1)

Dec. 1, 1979** at Delaware L 10-60

DELTA STATE (15-18-2)

Oct. 26, 1935 vs. Delta State W 33-0
 Oct. 31, 1936 DELTA STATE W 20-0
 Oct. 18, 1941 vs. Delta State W 17-6
 Nov. 8, 1947 DELTA STATE W 18-0
 Oct. 9, 1948 at Delta State L 6-7
 Oct. 31, 1954 DELTA STATE L 0-25
 Oct. 29, 1955 at Delta State L 0-41
 Sep. 29, 1956 DELTA STATE L 0-25
 Sep. 21, 1957 at Delta State L 7-19
 Oct. 18, 1969 vs. Delta State L 7-33
 Oct. 17, 1970 vs. Delta State T 30-30
 Sep. 29, 1973 at Delta State L 16-17
 Sep. 21, 1974 DELTA STATE L 3-13
 Oct. 11, 1975 at Delta State L 0-24
 Oct. 9, 1976 DELTA STATE L 3-7
 Oct. 8, 1977 at Delta State L 13-24
 Oct. 7, 1978 DELTA STATE W 27-0
 Oct. 6, 1979 at Delta State W 27-19
 Oct. 11, 1980 DELTA STATE W 10-7
 Nov. 7, 1981 at Delta State W 38-21
 Nov. 6, 1982 DELTA STATE W 27-6
 Nov. 19, 1983 at Delta State L 21-31
 Nov. 17, 1984 DELTA STATE L 21-30
 Nov. 23, 1985 at Delta State T 14-14
 Nov. 22, 1986 DELTA STATE L 10-21
 Nov. 21, 1987 at Delta State W 13-7
 Nov. 12, 1988 DELTA STATE W 7-3
 Nov. 11, 1989 at Delta State L 7-17
 Nov. 10, 1990 DELTA STATE W 35-17
 Nov. 16, 1991 at Delta State W 27-10
 Nov. 14, 1992 DELTA STATE W 34-23
 Nov. 13, 1993 at Delta State W 13-7
 Nov. 12, 1994 DELTA STATE L 0-14
 Nov. 11, 1995 at Delta State L 0-14
 Nov. 15, 2014 at Delta State L 3-27

EAST TENNESSEE STATE (1-0)

Sep. 9, 1978 at East Tennessee State W 17-3

EAST TEXAS BAPTIST (6-10)

Nov. 20, 1948 vs. East Texas Baptist W 13-0
 Nov. 12, 1949 vs. East Texas Baptist L 7-14
 Sep. 16, 2000 EAST TEXAS BAPTIST W 50-6
 Sep. 15, 2001 at East Texas Baptist W 31-28
 Nov. 16, 2002 EAST TEXAS BAPTIST L 9-16
 Nov. 15, 2003 at East Texas Baptist L 6-45
 Nov. 6, 2004 EAST TEXAS BAPTIST L 3-27
 Nov. 5, 2005 at East Texas Baptist L 28-29
 Oct. 28, 2006 EAST TEXAS BAPTIST L 30-35
 Oct. 27, 2007 at East Texas Baptist W 45-21
 Oct. 25, 2008 EAST TEXAS BAPTIST L 21-24
 Oct. 24, 2009 at East Texas Baptist W 26-7
 Oct. 16, 2010 EAST TEXAS BAPTIST L 20-28
 Oct. 15, 2011 at East Texas Baptist L 21-34
 Oct. 27, 2012 EAST TEXAS BAPTIST L 24-34
 Nov. 2, 2013 at East Texas Baptist W 41-28

FLORIDA (0-1-1)

Nov. 18, 1921 at Florida T 7-7
 Nov. 11, 1922 vs. Florida L 0-58

FLORIDA SOUTHERN (1-0)

Nov. 26, 1927 vs. Southern (FL) W 12-0

MISSISSIPPI COLLEGE FOOTBALL ALL-TIME RESULTS

FLORIDA STATE	(0-3)
Nov. 13, 1948 at Florida State	L 6-26
Oct. 8, 1949 FLORIDA STATE	L 12-33
Nov. 18, 1950 at Florida State	L 0-33

FLORIDA TECH	(0-1)
Oct. 25, 2014 at Florida Tech	L 9-44
FRENCH CAMP ACADEMY	(1-0)
Oct. 9, 1909 vs. French Camp Aca.	W 29-0

FURMAN	(2-5)
Oct. 29, 1960 at Furman	L 20-33
Oct. 19, 1963 at Furman	L 13-41
Sep. 12, 1964 at Furman	L 10-13
Sep. 16, 1967 at Furman	L 6-15
Sep. 14, 1968 FURMAN	W 21-12
Nov. 22, 1969 at Furman	W 21-19
Nov. 21, 1970 FURMAN	L 17-38

GEORGETOWN (KY)	(1-1)
Oct. 4, 1997 at Georgetown (KY)	W 41-32
Sep. 12, 1998 GEORGETOWN (KY)	L 15-22

GEORGIA SOUTHERN	(0-1)
Nov. 7, 1992 at Georgia Southern	L 0-30

HARDIN-SIMMONS	(4-14)
Oct. 12, 1996 at Hardin-Simmons	L 33-34
Nov. 8, 1997 HARDIN-SIMMONS	W 17-14
Oct. 10, 1998 at Hardin-Simmons	L 0-44
Oct. 9, 1999 HARDIN-SIMMONS	L 23-35
Oct. 7, 2000 at Hardin-Simmons	L 21-35
Oct. 6, 2001 HARDIN-SIMMONS	L 9-55
Oct. 5, 2002 at Hardin-Simmons	L 21-32
Oct. 4, 2003 HARDIN-SIMMONS	L 0-21
Sep. 25, 2004 at Hardin-Simmons	L 19-49
Sep. 24, 2005 HARDIN-SIMMONS	L 0-14
Sep. 30, 2006 at Hardin-Simmons	L 28-48
Sep. 29, 2007 HARDIN-SIMMONS	L 42-45
Sep. 27, 2008 at Hardin-Simmons	L 27-35
Sep. 26, 2009 HARDIN-SIMMONS	W 39-34
Sep. 18, 2010 at Hardin-Simmons	L 10-45
Sep. 17, 2011 HARDIN-SIMMONS	W 45-28
Sep. 29, 2012 at Hardin-Simmons	L 0-31
Oct. 5, 2013 HARDIN-SIMMONS	W 49-35

HARDING	(4-3)
Nov. 7, 1959 HARDING	W 47-7
Oct. 11, 1969 at Harding	L 7-18
Oct. 10, 1970 HARDING	W 24-0
Oct. 9, 1971 at Harding	L 14-20
Oct. 28, 1972 at Harding	L 3-48
Oct. 23, 1976 HARDING	W 34-23
Oct. 22, 1977 at Harding	W 15-12

HENDERSON STATE	(13-9)
Oct. 28, 1913 vs. Henderson State	W 7-2
Oct. 14, 1922 vs. Henderson State	W 3-0
Oct. 7, 1961 at Henderson State	W 13-0
Oct. 6, 1962 HENDERSON STATE	W 14-0
Sep. 25, 1965 at Henderson State	L 0-9
Sep. 15, 1966 HENDERSON STATE	W 23-13
Sep. 21, 1968 at Henderson State	L 0-17
Sep. 20, 1969 HENDERSON STATE	W 21-20
Sep. 19, 1970 HENDERSON STATE	L 10-14
Sep. 16, 1971 at Henderson State	L 6-24
Sep. 16, 1972 HENDERSON STATE	L 12-15
Sep. 15, 1973 at Henderson State	L 7-17
Sep. 14, 1974 HENDERSON STATE	L 0-7
Sep. 13, 1975 at Henderson State	L 14-24
Sep. 16, 1978 HENDERSON STATE	W 21-8
Sep. 15, 1979 at Henderson State	W 28-13
Sep. 21, 1991 at Henderson State	W 42-17
Sep. 26, 1992 HENDERSON STATE	W 24-12
Oct. 2, 1993 at Henderson State	W 35-20
Oct. 1, 1994 HENDERSON STATE	W 31-13
Oct. 7, 1995 at Henderson State	L 12-45
Sep. 21, 1996 HENDERSON STATE	W 31-28

HENDRIX	(6-3)
Nov. 22, 1919 vs. Hendrix	L 12-15

Nov. 10, 1951 vs. Hendrix	L 6-7
Nov. 8, 1952 vs. Hendrix	W 32-14
Oct. 31, 1953 vs. Hendrix	W 39-13
Nov. 7, 1954 vs. Hendrix	W 19-7
Nov. 5, 1955 vs. Hendrix	W 30-7
Nov. 2, 1957 vs. Hendrix	W 46-26
Oct. 30, 1959 at Hendrix	L 0-7
Nov. 5, 1960 HENDRIX	W 46-12

HOWARD PAYNE	(6-12)
Nov. 16, 1996 at Howard Payne	L 21-26
Nov. 1, 1997 HOWARD PAYNE	W 13-0
Oct. 3, 1998 HOWARD PAYNE	L 3-21
Oct. 2, 1999 at Howard Payne	L 14-21
Sep. 23, 2000 at Howard Payne	L 25-35
Sep. 22, 2001 HOWARD PAYNE	L 13-31
Sep. 21, 2002 at Howard Payne	L 0-50
Sep. 20, 2003 HOWARD PAYNE	L 13-31
Nov. 13, 2004 at Howard Payne	L 14-48
Nov. 12, 2005 HOWARD PAYNE	L 45-51
Nov. 4, 2006 at Howard Payne	L 15-30
Nov. 3, 2007 HOWARD PAYNE	W 31-10
Nov. 1, 2008 at Howard Payne	W 30-14
Oct. 31, 2009 HOWARD PAYNE	L 24-38
Oct. 23, 2010 at Howard Payne	W 42-27
Oct. 22, 2011 HOWARD PAYNE	W 34-21
Oct. 13, 2012 at Howard Payne	L 14-27
Oct. 19, 2013 HOWARD PAYNE	W 41-38

HUNTINGDON	(1-1)
Nov. 21, 2009*** at Huntingdon	W 56-35
Sep. 14, 2013 HUNTINGDON	L 7-35

INDIANA (PA)	(1-1)
Dec. 2, 1989** INDIANA (PA)	W 26-14
Dec. 1, 1990** INDIANA (PA)	L 8-27

JACKSONVILLE	(2-0)
Sep. 26, 1998 JACKSONVILLE	W 35-14
Sep. 25, 1999 at Jacksonville	W 16-13

JACKSONVILLE STATE	(11-10-2)
Oct. 21, 1961 at Jacksonville State	L 6-21
Oct. 20, 1962 JACKSONVILLE STATE	W 28-0
Nov. 9, 1963 at Jacksonville State	W 14-6
Nov. 7, 1964 JACKSONVILLE STATE	T 24-24
Oct. 23, 1965 at Jacksonville State	L 0-20
Oct. 22, 1966 JACKSONVILLE STATE	L 0-17
Sep. 8, 1979 JACKSONVILLE STATE	W 17-7
Sep. 13, 1980 at Jacksonville State	L 14-51
Oct. 10, 1981 JACKSONVILLE STATE	L 0-40
Oct. 9, 1982 at Jacksonville State	L 36-52
Oct. 8, 1983 JACKSONVILLE STATE	W 30-18
Oct. 6, 1984 at Jacksonville State	W 28-0
Oct. 12, 1985 JACKSONVILLE STATE	W 50-3
Oct. 11, 1986 at Jacksonville State	W 28-14
Oct. 10, 1987 JACKSONVILLE STATE	W 15-13
Oct. 1, 1988 at Jacksonville State	L 0-10
Sep. 30, 1989 JACKSONVILLE STATE	L 3-23
Dec. 9, 1989** vs. Jacksonville State	W 3-0
Sep. 29, 1990 at Jacksonville State	W 17-7
Nov. 24, 1990** JACKSONVILLE STATE	W 14-7
Oct. 5, 1991 at Jacksonville State	L 6-17
Nov. 30, 1991** at Jacksonville State	L 7-35
Oct. 3, 1992 JACKSONVILLE STATE	T 14-14

JEFFERSON STATE	(2-0)
Oct. 17, 1914 vs. Jefferson State	W 25-0
Oct. 18, 1919 vs. Jefferson State	W 6-0

LAGRANGE	(2-0)
Oct. 14, 2006 LAGRANGE	W 33-0
Oct. 13, 2007 at LaGrange	W 50-7

LAMAR	(1-1)
Nov. 5, 1988 at Lamar	W 16-14
Sep. 20, 2014 at Lamar	L 10-55

LAMBUTH	(1-0)
Sep. 27, 1997 LAMBUTH	W 37-10

LOUISIANA COLLEGE	(26-12)
Oct. 8, 1921 vs. Louisiana College	W 68-0
Sep. 30, 1922 vs. Louisiana College	W 22-0
Oct. 27, 1923 vs. Louisiana College	W 3-0
Nov. 8, 1924 vs. Louisiana College	W 48-7
Nov. 21, 1925 vs. Louisiana College	W 28-0
Nov. 20, 1926 vs. Louisiana College	W 40-13
Oct. 15, 1927 vs. Louisiana College	W 30-0
Nov. 24, 1928 vs. Louisiana College	W 13-0
Sep. 27, 1930 vs. Louisiana College	W 33-14
Sep. 26, 1931 vs. Louisiana College	W 36-6
Oct. 1, 1932 vs. Louisiana College	W 32-0
Sep. 30, 1933 vs. Louisiana College	W 33-7
Nov. 17, 1934 vs. Louisiana College	W 19-13
Sep. 29, 1935 vs. Louisiana College	L 0-7
Oct. 1, 1938 vs. Louisiana College	W 33-14
Nov. 18, 1939 vs. Louisiana College	W 20-7
Nov. 16, 1940 vs. Louisiana College	W 32-6
Nov. 9, 1946 vs. Louisiana College	W 32-0
Nov. 15, 1947 vs. Louisiana College	W 34-0
Oct. 1, 1949 vs. Louisiana College	L 7-26
Nov. 1, 1958 vs. Louisiana College	L 0-68
Sep. 19, 1959 at Louisiana College	L 0-22
Oct. 21, 1967 at Louisiana College	W 27-9
Oct. 19, 1968 Louisiana College	W 24-8
Nov. 11, 2000 Louisiana College	W 35-21
Nov. 10, 2001 at Louisiana College	W 28-21
Nov. 9, 2002 Louisiana College	W 15-10
Nov. 8, 2003 at Louisiana College	L 0-31
Oct. 30, 2004 Louisiana College	L 33-49
Oct. 29, 2005 at Louisiana College	L 28-42
Oct. 7, 2006 Louisiana College	L 28-31
Oct. 6, 2007 at Louisiana College	W 42-34
Oct. 4, 2008 Louisiana College	W 21-19
Oct. 3, 2009 at Louisiana College	W 54-44
Sep. 25, 2010 Louisiana College	L 42-45
Sep. 24, 2011 at Louisiana College	L 17-52
Nov. 3, 2012 Louisiana College	L 28-70
Nov. 9, 2013 at Louisiana College	L 28-42

LOUISIANA-LAFAYETTE	(4-0-1)
Nov. 18, 1927 SOUTHWESTERN LOUISIANA	W 27-0
Oct. 13, 1928 at Southwestern Louisiana	W 19-0
Nov. 28, 1931 SOUTHWESTERN LOUISIANA	W 54-3
Sep. 25, 1936 at Southwestern Louisiana	T 13-13
Sep. 25, 1937 at Southwestern Louisiana	W 13-0

LOUISIANA-MONROE	(0-3)
Nov. 8, 1980 at Northeast Louisiana	L 22-40
Sep. 15, 1990 at Northeast Louisiana	L 7-17
Sep. 28, 1991 at Northeast Louisiana	L 7-17

LOUISIANA TECH	(11-5-1)
Oct. 8, 1910 LOUISIANA INDUSTRIAL	L 0-6
Nov. 4, 1911 at Louisiana Industrial	L 0-24
Nov. 9, 1912 at Louisiana Industrial	W 14-13
Nov. 8, 1913 at Louisiana Industrial	W 14-3
Oct. 31, 1914 at Louisiana Industrial	W 46-0
Nov. 20, 1915 at Louisiana Industrial	T 0-0
Nov. 14, 1916 at Louisiana Industrial	W 47-0
Oct. 3, 1925 LOUISIANA POLYTECHNIC	L 0-6
Oct. 29, 1927 vs. Louisiana Polytechnic	W 7-0
Nov. 29, 1928 vs. Louisiana Polytechnic	W 13-0
Nov. 16, 1929 LOUISIANA POLYTECHNIC	W 21-6
Oct. 17, 1930 vs. Louisiana Polytechnic	W 36-0
Nov. 14, 1931 at Louisiana Polytechnic	L 13-19
Nov. 12, 1932 LOUISIANA POLYTECHNIC	W 20-7
Nov. 10, 1934 vs. Louisiana Polytechnic	W 32-0
Nov. 9, 1935 at Louisiana Polytechnic	L 7-21
Sep. 17, 1938 at Louisiana Polytechnic	W 26-13

LOYOLA (LA)	(0-7)
Oct. 10, 1925 vs. Loyola (LA)	L 6-7
Oct. 24, 1931 vs. Loyola (LA)	L 4-13
Sep. 24, 1932 vs. Loyola (LA)	L 0-6
Nov. 11, 1933 vs. Loyola (LA)	L 0-38
Oct. 20, 1934 vs. Loyola (LA)	L 7-20
Nov. 16, 1935 vs. Loyola (LA)	L 9-37
Oct. 14, 1939 vs. Loyola (LA)	L 0-32

MISSISSIPPI COLLEGE FOOTBALL ALL-TIME RESULTS

LSU (0-9-1)			
Oct. 15, 1910	at LSU	L	0-40
Oct. 20, 1911	at LSU	L	0-40
Oct. 11, 1912	at LSU	L	0-45
Oct. 10, 1914	at LSU	L	0-14
Oct. 8, 1915	at LSU	L	0-14
Oct. 21, 1916	at LSU	L	7-50
Nov. 10, 1917	at LSU	L	0-34
Nov. 8, 1919	at LSU	L	0-24
Oct. 30, 1920	at LSU	L	9-41
Nov. 2, 1923	at LSU	T	0-0

MARION MILITARY INSTITUTE (2-1)			
Oct. 4, 1913	vs. Marion Military Institute	L	0-7
Sep. 30, 1916	vs. Marion Military Institute	W	32-0
Oct. 7, 1950	vs. Marion Military Institute	W	40-6

MARY HARDIN-BAYLOR (2-14)			
Oct. 17, 1998	MARY HARDIN-BAYLOR	W	28-0
Oct. 16, 1999	at Mary Hardin-Baylor	L	27-30
Oct. 14, 2000	MARY HARDIN-BAYLOR	L	6-24
Oct. 13, 2001	at Mary Hardin-Baylor	L	7-10
Oct. 12, 2002	MARY HARDIN-BAYLOR	L	24-39
Oct. 11, 2003	at Mary Hardin-Baylor	L	7-67
Oct. 2, 2004	MARY HARDIN-BAYLOR	L	3-49
Oct. 1, 2005	at Mary Hardin-Baylor	L	0-61
Oct. 21, 2006	at Mary Hardin-Baylor	L	14-41
Oct. 20, 2007	MARY HARDIN-BAYLOR	L	30-69
Oct. 18, 2008	at Mary Hardin-Baylor	L	14-26
Oct. 17, 2009	MARY HARDIN-BAYLOR	W	17-14
Oct. 9, 2010	at Mary Hardin-Baylor	L	31-41
Oct. 8, 2011	MARY HARDIN-BAYLOR	L	12-35
Nov. 10, 2012	at Mary Hardin-Baylor	L	0-59
Nov. 16, 2013	MARY HARDIN-BAYLOR	L	30-56

MCMURRY (7-8)			
Nov. 15, 1997	at McMurry	W	45-22
Oct. 24, 1998	at McMurry	L	10-31
Oct. 23, 1999	MCMURRY	L	27-28
Oct. 21, 2000	at McMurry	L	21-34
Oct. 20, 2001	MCMURRY	W	28-21
Oct. 19, 2002	at McMurry	W	25-22
Oct. 18, 2003	MCMURRY	L	25-27
Oct. 9, 2004	at McMurry	L	24-48
Oct. 8, 2005	MCMURRY	L	14-24
Sep. 23, 2006	MCMURRY	W	36-26
Sep. 22, 2007	at McMurry	W	47-14
Sep. 20, 2008	MCMURRY	W	44-7
Sep. 19, 2009	at McMurry	W	61-14
Nov. 13, 2010	MCMURRY	L	17-28
Nov. 12, 2011	at McMurry	L	38-63

MCNEESE STATE (0-3)			
Sep. 3, 1988	at McNeese State	L	2-6
Sep. 2, 1989	at McNeese State	L	21-28
Sep. 26, 2015	at McNeese State	L	0-37

MEMPHIS (1-0)			
Oct. 23, 1909	vs. Memphis	W	6-5

MEMPHIS NAVY (1-0)			
Oct. 6, 1951	MEMPHIS NAVY	W	25-0

MERCER (5-0-1)			
Nov. 17, 1923	MERCER	W	15-0
Nov. 27, 1924	at Mercer	T	7-7
Nov. 11, 1938	at Mercer	W	26-21
Nov. 11, 1939	MERCER	W	15-0
Nov. 9, 1940	at Mercer	W	26-6
Nov. 8, 1941	MERCER	W	27-19

MEXICO POLYTECHNICO (2-0)			
Sep. 7, 1974	MEXICO POLYTECHNICO	W	51-0
Nov. 22, 1975	MEXICO POLYTECHNICO	W	83-0

MILLSAPS (31-15-6)			
Nov. 13, 1920	vs. Millsaps	W	60-0
Nov. 12, 1921	vs. Millsaps	W	56-7
Nov. 4, 1922	vs. Millsaps	W	13-6
Nov. 24, 1923	vs. Millsaps	T	0-0
Oct. 25, 1924	vs. Millsaps	W	14-0
Oct. 24, 1925	vs. Millsaps	L	0-6

Oct. 23, 1926	vs. Millsaps	W	43-13
Oct. 22, 1927	vs. Millsaps	W	12-0
Oct. 20, 1928	vs. Millsaps	T	6-6
Oct. 19, 1929	vs. Millsaps	L	0-7
Nov. 15, 1930	vs. Millsaps	W	8-7
Nov. 21, 1931	vs. Millsaps	W	9-0
Nov. 19, 1932	vs. Millsaps	W	7-6
Nov. 25, 1933	vs. Millsaps	L	0-2
Nov. 24, 1934	vs. Millsaps	L	0-13
Nov. 23, 1935	vs. Millsaps	T	0-0
Oct. 24, 1936	vs. Millsaps	L	0-7
Nov. 21, 1936	vs. Millsaps	W	19-7
Oct. 16, 1937	vs. Millsaps	T	0-0
Nov. 13, 1937	vs. Millsaps	W	12-0
Oct. 15, 1938	vs. Millsaps	W	21-0
Nov. 19, 1938	vs. Millsaps	W	32-0
Oct. 28, 1939	vs. Millsaps	W	29-0
Nov. 2, 1940	vs. Millsaps	W	27-0
Nov. 1, 1941	vs. Millsaps	W	21-0
Nov. 16, 1946	vs. Millsaps	W	35-0
Nov. 1, 1947	vs. Millsaps	L	0-7
Oct. 30, 1948	vs. Millsaps	W	20-14
Oct. 29, 1949	vs. Millsaps	W	43-6
Oct. 21, 1950	vs. Millsaps	W	19-7
Nov. 3, 1951	vs. Millsaps	L	7-12
Oct. 25, 1952	vs. Millsaps	L	20-21
Oct. 24, 1953	vs. Millsaps	W	20-19
Oct. 24, 1954	vs. Millsaps	L	6-13
Oct. 22, 1955	vs. Millsaps	W	18-14
Oct. 20, 1956	vs. Millsaps	T	0-0
Oct. 19, 1957	vs. Millsaps	W	19-0
Oct. 25, 1958	vs. Millsaps	T	0-0
Nov. 21, 1959	at Millsaps	W	26-6
Sep. 2, 2000	vs. Millsaps	L	19-20
Sep. 1, 2001	vs. Millsaps	W	15-3
Sep. 7, 2002	vs. Millsaps	L	14-16
Sep. 4, 2003	vs. Millsaps	W	7-0
Sep. 9, 2004	vs. Millsaps	L	0-9
Sep. 2, 2006	at Millsaps	W	52-28
Aug. 30, 2007	MILLSAPS	W	27-26
Sep. 6, 2008	at Millsaps	L	6-42
Sep. 5, 2009	MILLSAPS	W	47-44
Sep. 4, 2010	at Millsaps	W	27-23
Sep. 3, 2011	MILLSAPS	W	33-27
Sep. 1, 2012	at Millsaps	L	17-23
Sep. 7, 2013	MILLSAPS	L	19-52

MISSISSIPPI STATE (3-16)			
Oct. 1, 1910	at Mississippi A&M	L	0-24
Sep. 29, 1911	at Mississippi A&M	L	6-27
Oct. 4, 1912	at Mississippi A&M	L	0-19
Oct. 10, 1913	at Mississippi A&M	L	13-14
Oct. 2, 1915	vs. Mississippi A&M	L	0-12
Oct. 6, 1916	vs. Mississippi A&M	W	13-6
Oct. 13, 1917	at Mississippi A&M	L	0-68
Oct. 11, 1919	at Mississippi A&M	L	7-56
Oct. 2, 1920	at Mississippi A&M	L	0-27
Oct. 15, 1921	vs. Mississippi A&M	L	13-14
Nov. 15, 1924	at Mississippi A&M	L	6-7
Nov. 7, 1925	at Mississippi A&M	L	0-46
Oct. 2, 1926	at Mississippi A&M	L	0-41
Nov. 2, 1929	at Mississippi A&M	L	0-6
Oct. 4, 1930	vs. Mississippi A&M	W	13-12
Oct. 3, 1931	at Mississippi A&M	W	6-2
Oct. 8, 1932	vs. Mississippi State	L	7-18
Nov. 4, 1933	at Mississippi State	L	0-18
Oct. 26, 1934	at Mississippi State	L	6-13

MURRAY STATE (1-1)			
Oct. 17, 1936	at Murray State	W	20-14
Oct. 23, 1937	at Murray State	L	0-43

NICHOLLS STATE (6-4)			
Oct. 23, 1971	NICHOLLS STATE	W	15-6
Oct. 14, 1972	at Nicholls State	W	42-13
Oct. 13, 1973	vs. Nicholls State	W	21-7
Oct. 19, 1974	at Nicholls State	L	12-21
Oct. 25, 1975	NICHOLLS STATE	W	19-7
Sep. 11, 1976	at Nicholls State	L	7-17
Sep. 10, 1977	NICHOLLS STATE	L	0-6
Oct. 21, 1978	at Nicholls State	L	7-10
Oct. 20, 1979	at Nicholls State	W	28-14
Nov. 3, 1990	at Nicholls State	W	31-20

NORTH ALABAMA (14-16-2)			
Oct. 12, 1963	at Florence State	T	0-0
Oct. 10, 1964	FLORENCE STATE	W	3-0
Oct. 9, 1965	at Florence State	W	21-7
Oct. 8, 1966	FLORENCE STATE	L	7-14
Oct. 7, 1967	at Florence State	W	28-22
Oct. 12, 1968	FLORENCE STATE	L	14-35
Oct. 7, 1972	FLORENCE STATE	W	14-6
Oct. 6, 1973	at Florence State	W	26-7
Nov. 2, 1974	NORTH ALABAMA	L	23-30
Nov. 1, 1975	at North Alabama	L	14-41
Nov. 13, 1976	NORTH ALABAMA	L	20-34
Nov. 12, 1977	at North Alabama	W	28-0
Nov. 11, 1978	NORTH ALABAMA	L	0-30
Nov. 10, 1979	at North Alabama	W	17-10
Nov. 15, 1980	NORTH ALABAMA	L	22-28
Nov. 14, 1981	at North Alabama	L	23-37
Nov. 13, 1982	NORTH ALABAMA	W	28-20
Nov. 5, 1983	at North Alabama	L	0-28
Sep. 8, 1984	at North Alabama	T	24-24
Sep. 7, 1985	NORTH ALABAMA	W	17-13
Sep. 13, 1986	at North Alabama	W	21-6
Sep. 19, 1987	NORTH ALABAMA	L	20-24
Sep. 10, 1988	at North Alabama	W	42-35
Sep. 9, 1989	NORTH ALABAMA	W	34-0
Sep. 8, 1990	at North Alabama	W	21-10
Sep. 14, 1991	NORTH ALABAMA	W	31-3
Sep. 12, 1992	at North Alabama	L	6-14
Oct. 9, 1993	NORTH ALABAMA	L	28-38
Sep. 17, 1994	at North Alabama	L	0-24
Sep. 30, 1995	NORTH ALABAMA	L	3-41
Sep. 13, 2014	NORTH ALABAMA	L	0-58
Sep. 12, 2015	at North Alabama	L	17-34

NORTH DAKOTA (1-0)			
Nov. 24, 1979**	vs. North Dakota	W	35-15

NORTHWESTERN STATE (0-2)			
Sep. 4, 1982	at Northwestern State	L	20-24
Sep. 5, 1992	at Northwestern State	L	6-27

NORTHWOOD INSTITUTE (1-0)			
Nov. 20, 1971	at Northwood Institute	W	29-9

OGLETHORPE (3-1)			
Nov. 14, 1936	vs. Oglethorpe	W	26-0
Nov. 6, 1937	vs. Oglethorpe	L	0-12
Oct. 22, 1938	vs. Oglethorpe	W	33-6
Nov. 25, 1939	vs. Oglethorpe	W	14-6

OLE MISS (4-8-1)			
Oct. 29, 1908	vs. Ole Miss	L	0-41
Oct. 21, 1910	OLE MISS	L	0-24
Oct. 30, 1911	vs. Ole Miss	L	0-28
Nov. 1, 1912	at Ole Miss	L	0-12
Oct. 28, 1914	vs. Ole Miss	T	7-7
Nov. 13, 1915	vs. Ole Miss	W	74-6
Nov. 30, 1916	vs. Ole Miss	W	36-14
Nov. 29, 1917	vs. Ole Miss	L	0-21
Nov. 27, 1919	vs. Ole Miss	L	0-6
Nov. 5, 1921	vs. Ole Miss	W	27-7
Nov. 10, 1923	vs. Ole Miss	W	6-0
Nov. 22, 1924	at Ole Miss	L	6-10
Nov. 14, 1925	OLE MISS	L	7-19

OUACHITA BAPTIST (15-16-1)			
Oct. 25, 1913	vs. Ouachita Baptist	W	22-14
Nov. 7, 1914	vs. Ouachita Baptist	L	0-19
Nov. 27, 1915	vs. Ouachita Baptist	Canceled Due to Rain	
Nov. 21, 1916	vs. Ouachita Baptist	W	26-0
Nov. 3, 1917	vs. Ouachita Baptist	L	0-7
Oct. 25, 1919	vs. Ouachita Baptist	T	0-0
Oct. 23, 1920	vs. Ouachita Baptist	W	6-0
Nov. 7, 1936	vs. Ouachita Baptist	L	13-31
Nov. 15, 1952	vs. Ouachita Baptist	W	38-7
Nov. 7, 1953	vs. Ouachita Baptist	L	14-19
Oct. 27, 1956	vs. Ouachita Baptist	L	7-20
Oct. 26, 1957	vs. Ouachita Baptist	W	28-6
Nov. 8, 1958	vs. Ouachita Baptist	L	0-26
Sep. 21, 1962	at Ouachita Baptist	L	0-7
Sep. 21, 1963	OUACHITA BAPTIST	W	17-7
Oct. 15, 1966	at Ouachita Baptist	W	27-26

MISSISSIPPI COLLEGE FOOTBALL ALL-TIME RESULTS

Oct. 12, 1967	OUACHITA BAPTIST	W	41-21
Oct. 5, 1968	at Ouachita Baptist	L	0-16
Oct. 2, 1969	OUACHITA BAPTIST	W	23-21
Oct. 3, 1970	at Ouachita Baptist	L	28-50
Oct. 2, 1971	OUACHITA BAPTIST	L	0-28
Nov. 11, 1972	at Ouachita Baptist	L	7-24
Nov. 10, 1973	OUACHITA BAPTIST	L	13-14
Nov. 16, 1974	at Ouachita Baptist	L	0-17
Nov. 15, 1975	OUACHITA BAPTIST	L	10-13
Oct. 16, 1976	OUACHITA BAPTIST	L	0-6
Oct. 15, 1977	at Ouachita Baptist	W	20-8
Oct. 14, 1978	OUACHITA BAPTIST	L	6-15
Oct. 13, 1979	at Ouachita Baptist	W	29-24
Oct. 18, 1980	OUACHITA BAPTIST	W	35-10
Oct. 17, 1981	at Ouachita Baptist	W	17-10
Oct. 16, 1982	OUACHITA BAPTIST	W	42-14
Oct. 15, 1983	at Ouachita Baptist	W	30-7

OZARKS (MO) (0-1)

Sep. 20, 1958	vs. Ozarks (MO)	L	0-12
---------------	-----------------	---	------

PEARL RIVER CC (2-0)

Sep. 27, 1913	vs. Pearl River CC	W	67-0
Sep. 18, 1926	vs. Pearl River CC	W	21-7

PENSACOLA NAVY (1-1)

Sep. 28, 1946	vs. Pensacola Navy	L	13-39
Nov. 14, 1970	PENSACOLA NAVY	W	7-3

PRESBYTERIAN (1-1)

Sep. 19, 1981	at Presbyterian	W	24-14
Sep. 18, 1982	PRESBYTERIAN	L	16-17

RHODES (12-5)

Nov. 27, 1926	vs. Southwestern of Memphis	L	16-20
Nov. 30, 1929	vs. Southwestern of Memphis	L	7-20
Oct. 13, 1934	vs. Southwestern of Memphis	W	20-7
Oct. 19, 1935	vs. Southwestern of Memphis	L	0-13
Oct. 23, 1948	vs. Southwestern of Memphis	W	46-6
Oct. 22, 1949	vs. Southwestern of Memphis	W	19-13
Oct. 14, 1950	vs. Southwestern of Memphis	W	33-0
Oct. 4, 1952	vs. Southwestern of Memphis	W	20-6
Oct. 3, 1953	vs. Southwestern of Memphis	W	20-9
Oct. 2, 1954	vs. Southwestern of Memphis	W	26-7
Oct. 1, 1955	vs. Southwestern of Memphis	W	21-12
Sep. 22, 1956	vs. Southwestern of Memphis	L	13-21
Sep. 28, 1957	vs. Southwestern of Memphis	W	19-7
Oct. 4, 1958	vs. Southwestern of Memphis	L	8-28
Sep. 26, 1959	SOUTHWESTERN OF MEMPHIS	W	14-7
Oct. 15, 1960	at Southwestern of Memphis	W	34-7
Oct. 14, 1961	SOUTHWESTERN OF MEMPHIS	W	22-6

SAMFORD (22-14-4)

Nov. 28, 1912	vs. Howard College	W	20-6
Nov. 27, 1913	Howard College	W	10-6
Nov. 26, 1914	vs. Howard College	W	27-6
Nov. 5, 1920	at Howard College	W	21-7
Oct. 20, 1922	vs. Howard College	W	26-0
Oct. 19, 1923	vs. Howard College	W	7-3
Oct. 31, 1925	Howard College	L	6-10
Oct. 30, 1926	at Howard College	W	23-10
Nov. 5, 1927	Howard College	W	13-0
Nov. 1, 1928	at Howard College	T	6-6
Oct. 11, 1929	Howard College	T	0-0
Nov. 18, 1933	Howard College	L	0-20
Oct. 5, 1935	vs. Howard College	L	0-49
Nov. 5, 1949	Howard College	L	14-19
Nov. 4, 1950	at Howard College	W	7-6
Oct. 13, 1951	Howard College	L	6-19
Oct. 11, 1952	at Howard College	W	7-0
Oct. 10, 1953	Howard College	W	25-6
Oct. 9, 1954	at Howard College	W	13-6
Oct. 8, 1955	Howard College	W	19-14
Oct. 6, 1956	at Howard College	W	12-6
Oct. 5, 1957	Howard College	W	19-13
Oct. 11, 1958	at Howard College	L	0-26
Oct. 10, 1959	Howard College	W	27-6
Oct. 8, 1960	at Howard College	W	24-20
Nov. 3, 1961	Howard College	W	15-14
Nov. 3, 1962	at Howard College	L	3-21
Nov. 2, 1963	Howard College	T	3-3
Oct. 31, 1964	at Howard College	L	7-24

Oct. 28, 1965	Howard College	L	12-20
Oct. 29, 1966	at Samford	L	21-45
Oct. 28, 1967	Samford	L	21-28
Oct. 26, 1968	at Samford	L	0-41
Oct. 25, 1969	Samford	W	45-7
Oct. 24, 1970	at Samford	L	13-21
Nov. 6, 1971	Samford	L	0-41
Nov. 18, 1972	at Samford	T	13-13
Nov. 17, 1973	Samford	W	12-10
Oct. 16, 1993	at Samford	W	21-14
Oct. 15, 1994	at Samford	W	20-12

SEWANEE (9-6-2)

Oct. 19, 1946	vs. Sewanee	W	20-6
Oct. 25, 1947	vs. Sewanee	L	0-14
Oct. 16, 1948	vs. Sewanee	L	19-20
Oct. 15, 1949	vs. Sewanee	L	0-21
Oct. 28, 1950	vs. Sewanee	W	13-6
Oct. 20, 1951	vs. Sewanee	L	0-29
Oct. 18, 1952	vs. Sewanee	L	7-12
Oct. 17, 1953	vs. Sewanee	W	14-12
Oct. 17, 1954	vs. Sewanee	W	7-6
Oct. 15, 1955	vs. Sewanee	W	24-0
Oct. 13, 1956	vs. Sewanee	W	13-6
Oct. 12, 1957	vs. Sewanee	T	6-6
Oct. 18, 1958	vs. Sewanee	L	8-48
Oct. 17, 1959	at Sewanee	W	27-6
Oct. 24, 1960	SEWANEE	T	14-14
Nov. 18, 1961	at Sewanee	W	42-6
Nov. 17, 1962	SEWANEE	W	14-6

SHORTER (0-2)

Oct. 2, 2014	at Shorter	L	14-27
Oct. 3, 2014	SHORTER	L	23-42

SOUTHEAST MISSOURI STATE (2-2)

Aug. 30, 1986	SOUTHEAST MISSOURI STATE	L	27-30
Nov. 14, 1987	at Southeast Missouri State	L	28-30
Sep. 17, 1988	SOUTHEAST MISSOURI STATE	W	41-13
Sep. 16, 1989	at Southeast Missouri State	W	21-6

SOUTHEASTERN LOUISIANA (3-5)

Oct. 26, 1946	SOUTHEASTERN LOUISIANA	L	0-14
Oct. 30, 1976	at Southeastern Louisiana	L	20-34
Oct. 29, 1977	at Southeastern Louisiana	L	6-23
Oct. 28, 1978	SOUTHEASTERN LOUISIANA	L	10-13
Nov. 17, 1979	at Southeastern Louisiana	L	14-34
Sep. 3, 1983	at Southeastern Louisiana	W	16-10
Sep. 15, 1984	at Southeastern Louisiana	W	7-6
Sep. 21, 1985	at Southeastern Louisiana	W	34-30

SOUTHEASTERN OKLAHOMA STATE (1-1)

Sep. 24, 1966	at Southeastern Oklahoma	L	7-14
Sep. 23, 1967	SOUTHEASTERN OKLAHOMA	W	28-0

SOUTHERN (AL) (1-0)

Oct. 6, 1911	vs. Southern (AL)	W	5-0
--------------	-------------------	---	-----

SOUTHERN ARKANSAS (11-7)

Nov. 12, 1955	at Southern State	L	0-36
Sep. 17, 1960	SOUTHERN STATE	W	46-14
Sep. 23, 1961	at Southern State	W	20-0
Nov. 12, 1966	at Southern State	L	13-30
Nov. 11, 1967	SOUTHERN STATE	W	33-10
Sep. 26, 1968	SOUTHERN STATE	W	17-7
Sep. 27, 1969	at Southern State	W	21-17
Sep. 26, 1970	at Southern State	W	21-13
Sep. 23, 1971	SOUTHERN STATE	L	17-19
Sep. 23, 1972	at Southern State	L	21-34
Sep. 22, 1973	SOUTHERN STATE	L	26-28
Sep. 22, 1979	SOUTHERN ARKANSAS	W	35-14
Sep. 27, 1980	at Southern Arkansas	W	10-7
Sep. 26, 1981	SOUTHERN ARKANSAS	L	9-21
Sep. 25, 1982	at Southern Arkansas	W	35-8
Sep. 24, 1983	SOUTHERN ARKANSAS	W	23-7
Sep. 9, 1995	SOUTHERN ARKANSAS	W	23-14
Nov. 9, 1996	at Southern Arkansas	L	6-20

SOUTHERN MISS (8-0)

Oct. 2, 1914	MISSISSIPPI STATE NORMAL	W	40-0
Nov. 7, 1916	at Mississippi State Normal	W	90-0
Nov. 17, 1919	at State Teachers College	W	19-7

Sep. 29, 1928	STATE TEACHERS COLLEGE	W	82-0
Oct. 5, 1929	STATE TEACHERS COLLEGE	W	20-0
Oct. 10, 1931	STATE TEACHERS COLLEGE	W	45-13
Oct. 7, 1933	STATE TEACHERS COLLEGE	W	33-7
Oct. 5, 1934	STATE TEACHERS COLLEGE	W	12-0

SPRING HILL (11-3)

Nov. 20, 1920	vs. Spring Hill	L	20-21
Nov. 26, 1921	vs. Spring Hill	W	28-7
Nov. 25, 1922	vs. Spring Hill	W	7-6
Oct. 6, 1928	vs. Spring Hill	W	15-0
Oct. 26, 1929	vs. Spring Hill	L	6-25
Oct. 14, 1933	vs. Spring Hill	W	14-8
Sep. 29, 1934	vs. Spring Hill	W	7-0
Oct. 12, 1935	vs. Spring Hill	L	0-12
Oct. 10, 1936	vs. Spring Hill	W	28-7
Oct. 30, 1937	vs. Spring Hill	W	18-7
Oct. 29, 1938	vs. Spring Hill	W	36-0
Oct. 21, 1939	vs. Spring Hill	W	25-7
Oct. 12, 1940	vs. Spring Hill	W	41-7
Nov. 15, 1941	vs. Spring Hill	W	53-7

ST. CLOUD STATE (1-0)

Nov. 25, 1989**	at St. Cloud State	W	55-24
-----------------	--------------------	---	-------

STEPHEN F. AUSTIN (2-0)

Sep. 12, 1981	at Stephen F. Austin	W	17-14
Sep. 17, 1983	at Stephen F. Austin	W	36-29

STETSON (3-2-1)

Nov. 20, 1937	vs. Stetson	L	6-14
Nov. 2, 1946	vs. Stetson	W	13-0
Nov. 22, 1947	vs. Stetson	T	6-6
Oct. 2, 1948	vs. Stetson	W	14-0
Nov. 19, 1949	vs. Stetson	W	34-13
Nov. 19, 1955	vs. Stetson	L	0-25

STILLMAN (1-0)

Sep. 11, 1999	STILLMAN	W	10-7
---------------	----------	---	------

SUL ROSS STATE (15-3)

Sep. 14, 1996	at Sul Ross State	W	27-0
Oct. 25, 1997	at Sul Ross State	W	31-26
Oct. 31, 1998	SUL ROSS STATE	W	45-36
Oct. 30, 1999	at Sul Ross State	W	36-20
Sep. 30, 2000	SUL ROSS STATE	W	34-7
Sep. 29, 2001	at Sul Ross State	W	36-32
Sep. 28, 2002	SUL ROSS STATE	W	34-21
Sep. 27, 2003	at Sul Ross State	W	27-26
Sep. 18, 2004	SUL ROSS STATE	W	24-20
Sep. 17, 2005	at Sul Ross State	L	17-36
Nov. 11, 2006	SUL ROSS STATE	W	31-7
Nov. 10, 2007	at Sul Ross State	W	56-35
Nov. 8, 2008	SUL ROSS STATE	W	41-10
Nov. 7, 2009	at Sul Ross State	W	49-27
Oct. 30, 2010	SUL ROSS STATE	W	38-21
Oct. 29, 2011	at Sul Ross State	L	42-49
Oct. 6, 2012	SUL ROSS STATE	L	42-75
Oct. 12, 2013	at Sul Ross State	W	34-30

TAMPA (0-1)

Nov. 27, 1937	vs. Tampa	L	0-20
---------------	-----------	---	------

TENNESSEE-MARTIN (12-5)

Oct. 5, 1974*	TENNESSEE-MARTIN	W	23-7
Oct. 4, 1975	at Tennessee-Martin	W	14-10
Oct. 2, 1976	at Tennessee-Martin	L	14-36
Oct. 1, 1977	TENNESSEE-MARTIN	W	27-24
Sep. 30, 1978	at Tennessee-Martin	W	21-7
Sep. 29, 1979	TENNESSEE-MARTIN	L	10-13
Oct. 25, 1980	at Tennessee-Martin	L	27-30
Oct. 24, 1981	TENNESSEE-MARTIN	L	28-29
Oct. 23, 1982	at Tennessee-Martin	W	16-9
Oct. 22, 1983	TENNESSEE-MARTIN	W	28-0
Sep. 29, 1984	TENNESSEE-MARTIN	W	28-10
Oct. 5, 1985	at Tennessee-Martin	W	38-0
Oct. 4, 1986	TENNESSEE-MARTIN	W	28-3
Oct. 3, 1987	at Tennessee-Martin	W	34-24
Sep. 24, 1988	TENNESSEE-MARTIN	W	24-21
Sep. 23, 1989	at Tennessee-Martin	W	24-3
Sep. 22, 1990	TENNESSEE-MARTIN	W	44-14

MISSISSIPPI COLLEGE FOOTBALL ALL-TIME RESULTS

TEXAS A&M-KINGSVILLE (3-1)

Nov. 19, 1988**	at Texas A & I	L	15-39
Nov. 18, 1989**	at Texas A & I	W	34-19
Oct. 24, 1992	TEXAS A & I	W	37-33
Sep. 11, 1993	at Texas A&M-Kingsville	W	13-9

TEXAS COLLEGE (1-0)

Sep. 5, 2015	TEXAS COLLEGE	W	61-6
--------------	---------------	---	------

TEXAS LUTHERAN (9-7)

Nov. 7, 1998	at Texas Lutheran	L	21-23
Nov. 6, 1999	TEXAS LUTHERAN	W	28-6
Nov. 4, 2000	at Texas Lutheran	L	32-34
Nov. 3, 2001	TEXAS LUTHERAN	W	41-3
Nov. 2, 2002	at Texas Lutheran	W	36-16
Nov. 1, 2003	TEXAS LUTHERAN	W	31-0
Oct. 23, 2004	at Texas Lutheran	L	28-31
Oct. 22, 2005	TEXAS LUTHERAN	L	22-27
Sep. 16, 2006	at Texas Lutheran	W	28-21
Sep. 15, 2007	TEXAS LUTHERAN	W	34-5
Nov. 15, 2008	at Texas Lutheran	W	52-7
Nov. 14, 2009	TEXAS LUTHERAN	W	38-24
Nov. 6, 2010	at Texas Lutheran	L	23-42
Nov. 5, 2011	TEXAS LUTHERAN	L	16-36
Oct. 20, 2012	at Texas Lutheran	W	24-21
Oct. 26, 2013	TEXAS LUTHERAN	L	32-35

TROY (11-7)

Oct. 26, 1963	TROY STATE	W	6-0
Oct. 17, 1964	at Troy State	L	19-21
Oct. 16, 1965	TROY STATE	W	35-15
Nov. 6, 1976	at Troy State	L	6-38
Nov. 5, 1977	TROY STATE	W	17-15
Nov. 4, 1978	at Troy State	L	16-27
Nov. 3, 1979	TROY STATE	W	38-21
Oct. 4, 1980	at Troy State	L	0-30
Oct. 3, 1981	TROY STATE	W	19-13
Oct. 2, 1982	at Troy State	W	31-7
Oct. 1, 1983	TROY STATE	W	17-0
Oct. 13, 1984	TROY STATE	L	7-14
Oct. 19, 1985	at Troy State	W	45-21
Oct. 18, 1986	TROY STATE	L	0-10
Oct. 17, 1987	at Troy State	L	21-48
Oct. 8, 1988	TROY STATE	W	18-12
Oct. 7, 1989	at Troy State	W	45-7
Oct. 6, 1990	TROY STATE	W	36-16

TULANE (3-9)

Oct. 12, 1911	at Tulane	L	0-10
Oct. 19, 1912	at Tulane	L	6-19
Oct. 18, 1913	at Tulane	W	13-3
Oct. 30, 1915	at Tulane	W	20-6
Oct. 27, 1916	TULANE	L	3-13
Nov. 1, 1919	vs. Tulane	L	0-49
Oct. 9, 1920	at Tulane	L	0-27
Oct. 1, 1921	at Tulane	W	14-0
Oct. 7, 1922	at Tulane	L	0-30
Oct. 6, 1923	at Tulane	L	3-18
Oct. 4, 1924	at Tulane	L	7-32
Oct. 9, 1937	at Tulane	L	0-84

TUSCULUM (2-0)

Oct. 19, 1996	at Tusculum	W	27-21
Sep. 13, 1997	TUSCULUM	W	26-19

UNION (TN) (6-2)

Oct. 22, 1921	vs. Union (TN)	W	35-0
Nov. 13, 1926	vs. Union (TN)	W	21-7
Oct. 8, 1927	vs. Union (TN)	W	18-0
Nov. 10, 1928	vs. Union (TN)	W	35-13
Oct. 4, 1941	vs. Union (TN)	L	9-26
Sep. 30, 1950	vs. Union (TN)	W	19-7
Sep. 29, 1951	vs. Union (TN)	L	13-25
Sep. 27, 1952	vs. Union (TN)	W	7-6

UNIV. OF FAITH (1-0)

Oct. 11, 2014	Univ. of Faith	W	56-14
---------------	----------------	---	-------

UNIV. OF MEXICO (8-3)

Nov. 23, 1929	vs. Univ. of Mexico	W	28-0
Nov. 1, 1930	vs. Univ. of Mexico	W	40-0
Nov. 23, 1946	vs. Univ. of Mexico	W	43-7

Oct. 11, 1947	vs. Univ. of Mexico	W	43-13
Sep. 19, 1953	vs. Univ. of Mexico	L	20-34
Sep. 18, 1954	vs. Univ. of Mexico	L	13-19
Sep. 24, 1955	vs. Univ. of Mexico	L	7-28
Nov. 12, 1960	UNIV. OF MEXICO	W	40-0
Sep. 15, 1962	UNIV. OF MEXICO	W	22-6
Sep. 19, 1964	UNIV. OF MEXICO	W	40-6
Oct. 18, 1975	UNIV. OF MEXICO	W	56-0

VALDOSTA STATE (8-7-1)

Sep. 11, 1982	VALDOSTA STATE	W	28-13
Sep. 10, 1983	at Valdosta State	W	26-3
Nov. 3, 1984	at Valdosta State	W	10-3
Nov. 9, 1985	VALDOSTA STATE	W	28-7
Nov. 8, 1986	at Valdosta State	L	10-21
Nov. 7, 1987	VALDOSTA STATE	W	20-12
Oct. 29, 1988	at Valdosta State	W	31-21
Oct. 28, 1989	VALDOSTA STATE	W	32-3
Oct. 27, 1990	at Valdosta State	W	17-10
Nov. 2, 1991	VALDOSTA STATE	T	10-10
Oct. 31, 1992	at Valdosta State	L	14-28
Oct. 23, 1993	at Valdosta State	L	21-42
Oct. 22, 1994	VALDOSTA STATE	L	7-24
Nov. 4, 1995	at Valdosta State	L	16-42
Oct. 18, 2014	VALDOSTA STATE	L	0-62
Oct. 17, 2015	at Valdosta State	L	7-34

VICKSBURG ATHLETIC CLUB (1-0)

Sep. 28, 1912	vs. Vicksburg Athletic Club	W	44-0
---------------	-----------------------------	---	------

WEBBER INTERNATIONAL (1-1)

Sep. 8, 2012	WEBBER INTERNATIONAL	W	31-24
Sep. 28, 2013	at Webber International	L	7-35

WESLEY (DE) (0-1)

Nov. 28, 2009***	at Wesley (DE)	L	9-43
------------------	----------------	---	------

WEST ALABAMA (19-20-2)

Oct. 5, 1946	vs. Alabama Teachers	W	24-12
Oct. 4, 1947	vs. Alabama Teachers	W	19-0
Sep. 15, 1956	vs. Livingston	T	6-6
Nov. 9, 1957	vs. Livingston	L	7-14
Nov. 14, 1959	at Livingston	W	14-6
Sep. 24, 1960	LIVINGSTON	W	34-0
Nov. 20, 1965	LIVINGSTON	L	14-33
Nov. 19, 1966	at Livingston	L	0-14
Nov. 18, 1967	LIVINGSTON	W	31-13
Nov. 9, 1968	at Livingston	L	7-26
Nov. 8, 1969	LIVINGSTON	L	13-37
Nov. 7, 1970	at Livingston	L	13-23
Nov. 13, 1971	LIVINGSTON	L	3-20
Sep. 9, 1972	at Livingston	L	7-21
Oct. 20, 1973	LIVINGSTON	L	3-27
Oct. 12, 1974*	at Livingston	T	21-21
Sep. 27, 1975	LIVINGSTON	L	7-20
Sep. 25, 1976	at Livingston	L	7-14
Sep. 24, 1977	LIVINGSTON	L	16-21
Sep. 23, 1978	at Livingston	W	24-16
Oct. 27, 1979	LIVINGSTON	W	30-14
Nov. 1, 1980	at Livingston	W	28-8
Oct. 31, 1981	LIVINGSTON	W	37-17
Oct. 30, 1982	at Livingston	W	21-3
Oct. 29, 1983	LIVINGSTON	L	14-24
Oct. 20, 1984	at Livingston	W	35-7
Oct. 26, 1985	LIVINGSTON	W	14-7
Oct. 25, 1986	at Livingston	W	16-14
Oct. 24, 1987	LIVINGSTON	L	7-8
Oct. 15, 1988	at Livingston	W	21-10
Oct. 14, 1989	LIVINGSTON	W	23-10
Oct. 13, 1990	vs. Livingston	W	36-0
Oct. 19, 1991	LIVINGSTON	W	25-14
Oct. 17, 1992	at Livingston	L	32-37
Sep. 25, 1993	LIVINGSTON	T	22-22
Sep. 24, 1994	at Livingston	W	48-0
Sep. 21, 1995	WEST ALABAMA	W	30-7
Oct. 26, 1996	WEST ALABAMA	L	21-22
Oct. 11, 1997	at West Alabama	L	21-38
Sep. 15, 2012	at West Alabama	L	3-41
Nov. 8, 2014	WEST ALABAMA	L	28-41

WEST GEORGIA (8-5)

Oct. 27, 1984	WEST GEORGIA	W	52-24
---------------	--------------	---	-------

Nov. 2, 1985	at West Georgia	L	28-30
Nov. 1, 1986	WEST GEORGIA	W	30-14
Oct. 31, 1987	at West Georgia	W	37-7
Oct. 22, 1988	WEST GEORGIA	W	10-8
Oct. 21, 1989	at West Georgia	W	48-6
Oct. 20, 1990	WEST GEORGIA	W	44-17
Oct. 26, 1991	at West Georgia	W	49-21
Oct. 10, 1992	WEST GEORGIA	W	45-38
Oct. 30, 1993	WEST GEORGIA	L	25-27
Oct. 29, 1994	at West Georgia	L	23-24
Oct. 14, 1995	at West Georgia	L	15-30
Nov. 1, 2014	at West Georgia	L	14-55

WEST TEXAS A&M (2-0)

Sep. 27, 1986	at West Texas State	W	34-24
Sep. 26, 1987	WEST TEXAS STATE	W	28-16

WESTERN CAROLINA (1-1)

Oct. 16, 1971	at Western Carolina	L	0-37
Oct. 21, 1972	WESTERN CAROLINA	W	20-6

WESTERN KENTUCKY (0-1)

Nov. 10, 1956	at Western Kentucky	L	0-14
---------------	---------------------	---	------

WOFFORD (2-0)

Nov. 17, 1990**	WOFFORD	W	70-19
Nov. 23, 1991**	at Wofford	W	28-15

YOUNGSTOWN STATE (0-1)

Nov. 6, 1948	vs. Youngstown State	L	7-36
--------------	----------------------	---	------

MISSISSIPPI COLLEGE FOOTBALL ALL-TIME RESULTS

RECORDS BY STATE

ALABAMA (13 Teams)

Alabama	0-7	.000
Birmingham-Southern	6-5-1	.542
Huntingdon	1-1	.500
Jacksonville State	13-10-2	.560
Jefferson State CC	2-0	1.000
Marion Institute	2-1	.667
North Alabama	14-16-2	.469
Samford	22-14-4	.600
Southern (AL)	1-0	1.000
Spring Hill	11-3	.786
Stillman	1-0	1.000
Troy	11-7	.611
West Alabama	19-20-2	.488
TOTALS (198 Games)	103-84-11	.548

ARKANSAS (9 Teams)

Arkansas-Monticello	10-11-1	.477
Arkansas State	1-4	.200
Arkansas Tech	0-1-1	.250
Central Arkansas	5-5	.500
Harding	4-3	.571
Henderson State	13-9	.591
Hendrix	6-3	.667
Ouachita Baptist	15-16-1	.484
Southern Arkansas	11-7	.611
TOTALS (127 Games)	65-59-3	.524

DELAWARE (2 Teams)

Delaware	0-1	.000
Wesley (DE)	0-1	.000
TOTALS (2 Games)	0-2	.000

FLORIDA (9 Teams)

Florida	0-1-1	.250
Florida Southern	1-0	1.000
Florida State	0-3	.000
Florida Tech	0-1	.000
Pensacola Navy	1-1	.500
Stetson	3-2-1	.583
Tampa	0-1	.000
Univ. of Faith	1-0	1.000
Webber International	1-1	.500
TOTALS (19 Games)	7-10-2	.421

GEORGIA (7 Teams)

Georgia Southern	0-1	.000
LaGrange	2-0	1.000
Mercer	5-0-1	.917
Oglethorpe	3-1	.750
Shorter	0-2	.000
Valdosta State	8-7-1	.531
West Georgia	8-5	.615
TOTALS (44 Games)	26-16-2	.614

KENTUCKY (5 Teams)

Centre	4-2	.667
Cumberlands	0-2	.000
Georgetown	1-1	.500
Murray State	1-1	.500
Western Kentucky	0-1	.000
TOTALS (13 Games)	6-7	.462

LOUISIANA (12 Teams)

Baptist Christian	1-0	1.000
Centenary (LA)	1-1	.500
Louisiana College	26-12	.684
Louisiana-Lafayette	3-0-1	.875
Louisiana-Monroe	0-3	.000
Louisiana Tech	11-5-1	.676
Loyola (LA)	0-7	.000
LSU	0-9-1	.050
McNeese State	0-3	.000
Nicholls State	6-4	.600
Northwestern State	0-2	.000
Southeastern Louisiana	3-5	.375
Tulane	3-9	.250
TOTALS (117 Games)	54-60-3	.474

MEXICO (2 Teams)

Mexico Polytechnico	2-0	1.000
Mexico, Univ. of	8-3	.727
TOTALS (13 Games)	10-3	.769

MINNESOTA (1 Team)

St. Cloud State	1-0	1.000
TOTALS (1 Game)	1-0	1.000

MISSISSIPPI (12 Teams)

Army (Camp Shelby)	1-0	1.000
Belhaven	4-2	.667
Chamberlain-Hunt Aca.	4-0	1.000
Clarke JC	1-0	1.000
Delta State	15-18-2	.457
French Camp Aca.	1-0	1.000
Millsaps	31-15-6	.654
Mississippi State	3-16	.158
Ole Miss	4-8-1	.346
Pearl River JC	2-0	1.000
Southern Miss	8-0	1.000
Vicksburg Athletic Club	1-0	1.000
TOTALS (143 Games)	75-59-9	.556

MISSOURI (2 Teams)

Ozarks (MO)	0-1	.000
Southeast Missouri State	2-2	.500
TOTALS (5 Games)	2-3	.400

NEW YORK (1 Team)

Colgate	0-5	.000
TOTALS (5 Games)	0-5	.000

NORTH CAROLINA (3 Teams)

Appalachian State	0-1	.000
Davidson	0-1	.000
Western Carolina	1-1	.500
TOTALS (4 Games)	1-3	.250

NORTH DAKOTA (1 Team)

North Dakota	1-0	1.000
TOTALS (1 Game)	1-0	1.000

OHIO (1 Team)

Youngstown State	0-1	.000
TOTALS (1 Game)	0-1	.000

OKLAHOMA (1 Team)

Southeastern Oklahoma	1-1	.500
TOTALS (2 Games)	1-1	.500

PENNSYLVANIA (1 Team)

Indiana (PA)	1-1	.500
TOTALS (2 Games)	1-1	.500

SOUTH CAROLINA (3 Teams)

Furman	2-5	.286
Presbyterian	1-1	.500
Wofford	2-0	1.000
TOTALS (11 Games)	5-6	.455

TENNESSEE (13 Teams)

Bethel (TN)	2-0	1.000
Carson-Newman	1-1	.500
Chattanooga	3-6-3	.375
Christian Brothers	0-1	.000
East Tennessee State	1-0	1.000
Lambuth	1-0	1.000
Memphis	1-0	1.000
Memphis Navy	1-0	1.000
Rhodes	13-5	.722
Sewanee	9-6-2	.588
Tennessee-Martin	12-5	.706
Tusculum	2-0	1.000
Union (TN)	6-2	.750
TOTALS (83 Games)	52-26-5	.657

TEXAS (16 Teams)

Abilene Christian	1-0	1.000
Austin College	10-9-1	.525
Baylor	0-2	.000
East Texas Baptist	6-10	.375
Hardin-Simmons	4-14	.222
Howard Payne	6-12	.333
Lamar	1-1	.500
Mary Hardin-Baylor	2-14	.125
McMurry	7-8	.467
Northwood Institute	1-0	1.000
Stephen F. Austin	2-0	1.000
Sul Ross State	15-3	.833
Texas A&M-Kingsville	3-1	.750
Texas College	1-0	1.000
Texas Lutheran	9-7	.563
West Texas State	2-0	1.000
TOTALS (152 Games)	70-81-1	.464

RECORDS BY WIN %

TEAM	REC.	WIN %
Southern Miss	8-0	1.000
Chamberlain-Hunt Aca.	4-0	1.000
Bethel (TN)	2-0	1.000
Jefferson State CC	2-0	1.000
LaGrange	2-0	1.000
Mexico Polytechnico	2-0	1.000
Pearl River JC	2-0	1.000
Stephen F. Austin	2-0	1.000
Tusculum	2-0	1.000
West Texas A&M	2-0	1.000
Wofford	2-0	1.000
Abilene Christian	1-0	1.000
Army (Camp Shelby)	1-0	1.000
Baptist Christian	1-0	1.000
Clarke State CC	1-0	1.000
East Tennessee State	1-0	1.000
Florida Southern	1-0	1.000
French Camp Aca.	1-0	1.000
Lambuth	1-0	1.000
Memphis	1-0	1.000
Memphis Navy	1-0	1.000
North Dakota	1-0	1.000
Northwood Institute	1-0	1.000
Southern (AL)	1-0	1.000
St. Cloud State	1-0	1.000
Stillman	1-0	1.000
Texas College	1-0	1.000
Univ. of Faith	1-0	1.000
Vicksburg Athletic Club	1-0	1.000
Mercer	5-0-1	.917

TEAM	REC.	WIN %
Louisiana-Lafayette	3-0-1	.875
Sul Ross State	15-3	.833
Spring Hill	11-3	.786
Union (TN)	6-2	.750
Oglethorpe	3-1	.750
Texas A&M-Kingsville	3-1	.750
Univ. of Mexico	8-3	.727
Rhodes	13-5	.722
Louisiana College	26-12	.684
Louisiana Tech	11-5-1	.676
Hendrix	6-3	.667
Belhaven	4-2	.600
Centre	4-2	.667
Marion Institute	2-1	.667
Millsaps	31-15-6	.654
West Georgia	8-5	.615
Southern Arkansas	11-7	.611
Troy	11-7	.611
Samford	22-14-4	.600
Nicholls State	6-4	.600
Henderson State	13-9	.591
Sewanee	9-6-2	.588
Stetson	3-2-1	.583
Harding	4-3	.571
Texas Lutheran	9-7	.563
Jacksonville State	13-10-2	.560
Birmingham-Southern	6-5-1	.542
Valdosta State	8-7-1	.531
Austin College	10-9-1	.525
Central Arkansas	5-5	.500

TEAM	REC.	WIN %
Southeast Missouri State	2-2	.500
Carson-Newman	1-1	.500
Centenary (LA)	1-1	.500
Georgetown (KY)	1-1	.500
Huntingdon	1-1	.500
Indiana (PA)	1-1	.500
Lamar	1-1	.500
Murray State	1-1	.500
Pensacola Navy	1-1	.500
Presbyterian	1-1	.500
Southeastern Oklahoma	1-1	.500
Webber International	1-1	.500
Western Carolina	1-1	.500
West Alabama	19-20-2	.488
Ouachita Baptist	15-16-1	.484
Arkansas-Monticello	10-11-1	.477
North Alabama	14-16-2	.469
McMurry	7-8	.467
Delta State	15-18-2	.457
East Texas Baptist	6-10	.375
Chattanooga	3-6-3	.375
Southeastern Louisiana	3-5	.375
Ole Miss	4-8-1	.346
Howard Payne	6-12	.333
Furman	2-5	.286
Tulane	3-9	.250
Arkansas Tech	0-1-1	.250
Florida	0-1-1	.250
Hardin-Simmons	4-14	.222
Arkansas State	1-4	.200

TEAM	REC.	WIN %
Mississippi State	3-16	.158
Mary Hardin-Baylor	2-14	.125
LSU	0-9-1	.050
Appalachian State	0-1	.000
Christian Brothers	0-1	.000
Davidson	0-1	.000
Delaware	0-1	.000
Florida Tech	0-1	.000
Georgia Southern	0-1	.000
Ozarks (MO)	0-1	.000
Tampa	0-1	.000
Wesley (DE)	0-1	.000
Western Kentucky	0-1	.000
Youngstown State	0-1	.000
Baylor	0-2	.000
Cumberlands (KY)	0-2	.000
Northwestern State	0-2	.000
Shorter	0-2	.000
Florida State	0-3	.000
Louisiana-Monroe	0-3	.000
McNeese State	0-3	.000
Colgate	0-5	.000
Alabama	0-7	.000
Loyola (LA)	0-7	.000

MISSISSIPPI COLLEGE FOOTBALL INDIVIDUAL RECORDS

PASSING

CAREER PASSING YARDS

Player	Seasons	Att.	Comp.	Pct.	Yards
1. Adam Shaffer	2005-09	1214	704	.580	9505
2. Payton Perrett	1999-02	1222	600	.491	8163
3. Tommy Reyer	2008-11	819	448	.547	5327
4. Wally Henry	1985-89	741	424	.572	5029
5. Andy Sumrall	1968-70	651	273	.419	3877
6. Jonathon Redd	2011-14	517	291	.563	3522
7. Rodger Guy	1993-97	458	264	.576	3167
8. Tommy Nester	1980-83	353	183	.518	2430
9. Brad Madden	2006-07	285	164	.575	2166
10. Scotty Elliot	2003-04	354	185	.523	2142

CAREER PASSING ATTEMPTS

Player	Seasons	Comp.	Yards	Att.
1. Payton Perrett	1999-02	600	8163	1222
2. Adam Shaffer	2005-09	704	9505	1214
3. Tommy Reyer	2008-11	448	5327	819
4. Wally Henry	1985-89	424	5029	741
5. Andy Sumrall	1968-70	273	3877	651
6. Jonathon Redd	2011-14	291	3522	517
7. Rodger Guy	1993-97	264	3167	458
8. Scotty Elliot	2003-04	185	2142	354
9. Tommy Nester	1980-83	183	2430	353
10. Wade Pharis	1979-82	177	2017	332

CAREER PASS COMPLETIONS

Player	Seasons	Att.	Yards	Comp.
1. Adam Shaffer	2005-09	1214	9505	704
2. Payton Perrett	1999-02	1222	8163	600
3. Tommy Reyer	2008-11	819	5327	448
4. Wally Henry	1985-89	741	5029	424
5. Jonathon Redd	2011-14	517	3522	291
6. Andy Sumrall	1968-70	651	3877	273
7. Rodger Guy	1993-97	458	3167	264
8. Scotty Elliot	2003-04	254	2142	185
9. Tommy Nester	1980-83	353	2430	183
10. Wade Pharis	1979-82	323	2017	177

CAREER TOUCHDOWN PASSES

Player	Seasons	Att.	Comp.	Yards	TD
1. Adam Shaffer	2005-09	1214	704	9505	91
2. Payton Perrett	1999-02	1222	600	8163	69
3. Tommy Reyer	2008-11	819	448	5327	46
4. Wally Henry	1985-89	741	424	5029	30
5. Andy Sumrall	1967-70	651	273	3877	28
6. Jonathon Redd	2011-14	517	291	3522	26
7. Rodger Guy	1993-97	458	264	3167	24
8. Cedrick Baker	1990-93	296	155	2094	14
Kyle Morris	1991	219	117	1552	14
Larry Suchy	1966-67	267	111	1769	14

CAREER COMPLETION PERCENTAGE

Player	Seasons	Att.	Comp.	Pct.
1. Adam Shaffer	2005-09	1214	704	.580
2. Rodger Guy	1993-97	458	264	.576
3. Brad Madden	2006-07	285	164	.575
4. Wally Henry	1985-89	741	424	.572
5. Jonathon Redd	2011-14	517	291	.563
6. Wade Pharis	1979-82	332	182	.548
7. Tommy Reyer	2008-11	819	448	.547
8. Kyle Morris	1991	247	135	.547
9. Scotty Elliot	2003-04	354	185	.523
10. Tommy Nester	1980-83	353	183	.518

CAREER AVG. YARDS PER COMPLETION

Player	Seasons	Att.	Comp.	Yards	YPC
1. Larry Suchy	1966-67	269	111	1769	15.9
2. Andy Sumrall	1967-70	651	231	3877	14.2
3. Payton Perrett	1999-02	1222	600	8163	13.6
4. Adam Shaffer	2005-09	1214	704	9505	13.5
5. Cedrick Baker	1990-93	303	156	2097	13.4
6. Tommy Nester	1980-83	353	183	2430	13.3
7. Kyle Morris	1991	247	135	1802	13.3
8. Brad Madden	2006-07	285	164	2166	13.2
9. Dave Marler	1974-75	260	109	1401	12.9
10. Mike Wallis	1972-76	307	134	1700	12.7

SINGLE SEASON PASSING YARDS

Player	Season	Att.	Comp.	Pct.	Yards
1. Adam Shaffer	2007	379	222	.586	3497
2. Adam Shaffer	2009	399	236	.591	3105
3. Payton Perrett	2000	351	187	.533	2544
4. Payton Perrett	2001	326	162	.497	2278
5. Wally Henry	1989	314	182	.580	2253
6. Tommy Reyer	2010	356	211	.593	2224
7. Adam Shaffer	2005	314	173	.551	2158
8. Brad Madden	2006	261	152	.582	2025
9. Payton Perrett	1999	281	147	.519	1989
10. Jonathon Redd	2013	279	163	.584	1948

SINGLE SEASON PASSING ATTEMPTS

Player	Season	Comp.	Yards	Att.
1. Adam Shaffer	2009	236	3105	399
2. Adam Shaffer	2007	222	3497	379
3. Tommy Reyer	2010	211	2224	356
4. Payton Perrett	2000	187	2544	351
5. Payton Perrett	2001	162	2278	326
6. Adam Shaffer	2005	173	2158	314
Wally Henry	1989	182	2253	314
8. Tommy Reyer	2011	145	1935	289
9. Andy Sumrall	1970	122	1843	288
10. Payton Perrett	1999	147	1989	281

SINGLE SEASON PASS COMPLETIONS

Player	Season	Att.	Yards	Comp.
1. Adam Shaffer	2009	399	3105	236
2. Adam Shaffer	2007	379	3497	222
3. Tommy Reyer	2010	356	2224	211
4. Payton Perrett	2000	351	2544	187
5. Wally Henry	1989	314	2253	182
6. Adam Shaffer	2005	314	2158	173
7. Jonathon Redd	2013	279	1948	163
8. Payton Perrett	2001	326	2278	162
9. Wally Henry	1986	266	1746	159
10. Brad Madden	2006	261	2025	152

SINGLE SEASON TOUCHDOWN PASSES

Player	Season	Att.	Comp.	Yards	TD
1. Adam Shaffer	2009	399	236	3105	33
2. Adam Shaffer	2007	379	222	3497	31
3. Payton Perrett	2000	351	187	2544	22
4. Tommy Reyer	2011	289	145	1935	21
5. Adam Shaffer	2005	314	173	2158	20
6. Payton Perrett	1999	283	147	1989	19
7. Jonathon Redd	2013	279	163	1948	18
Payton Perrett	2001	326	162	2278	18
9. Tommy Reyer	2010	356	211	2224	17
Andy Sumrall	1970	288	122	1843	17

SINGLE SEASON COMPLETION PERCENTAGE

Player	Season	Att.	Comp.	Pct.
1. Dexter Rhoulac	1990	162	97	.599
2. Wally Henry	1986	266	159	.598
3. Tommy Reyer	2010	356	211	.593
4. Rodger Guy	1997	152	90	.592
5. Adam Shaffer	2009	399	236	.591
6. Rodger Guy	1996	249	147	.590
7. Adam Shaffer	2007	379	222	.586
8. Jonathon Redd	2013	279	163	.584
9. Brad Madden	2006	261	152	.582
10. Wally Henry	1989	314	182	.580

SINGLE SEASON AVG. YARDS PER COMPLETION

Player	Seasons	Att.	Comp.	Yards	YPC
1. Larry Suchy	1967	128	60	1047	17.5
2. Reggie Hawthorne	1984	185	81	1287	15.9
3. Adam Shaffer	2007	379	222	3497	15.8
4. Andy Sumrall	1970	288	122	1843	15.1
5. Shane Tapper	1998	180	96	1449	15.1
6. Rodger Guy	1997	152	90	1324	14.7
7. Andy Sumrall	1969	195	76	1077	14.2
8. Larry Suchy	1966	141	51	722	14.2
9. Payton Perrett	2001	326	162	2278	14.1
10. Dave Marler	1975	136	56	784	14.0

RUSHING

CAREER RUSHING YARDS

Player	Seasons	Att.	Avg.	Yards
1. Fred McAfee	1987-90	811	5.4	4416
2. Major Everett	1978-82	602	5.8	3468
3. Ezra Tate	1974-78	571	5.5	3116
4. Jimmy Dottolo	1996-99	504	4.9	2445
5. Steven Knight	2009-11	467	5.1	2374
6. Calvin Howard	1977-79	380	5.6	2133
7. Travis Eldridge	1967-70	476	4.4	2080
8. Daryl Posey	1978-82	392	5.1	1991
9. Robert Felton	1972-73	418	4.4	1835
10. Vince Glover	1991-94	326	5.4	1771

CAREER RUSHING ATTEMPTS

Player	Seasons	Yards	Avg.	Att.
1. Fred McAfee	1987-90	4416	5.4	811
2. Major Everett	1978-82	3468	5.8	602
3. Ezra Tate	1974-78	3116	5.5	571
4. Jimmy Dottolo	1996-99	2445	4.9	504
5. Travis Eldridge	1967-70	2080	4.4	476
6. Steven Knight	2009-11	2374	5.1	467
7. Robert Felton	1972-73	1835	4.4	418
8. Daryl Posey	1978-82	1991	5.1	392
9. Calvin Howard	1977-79	2133	5.6	380
10. Alvin Kidd	1980-83	1700	4.5	378

CAREER RUSHING TOUCHDOWNS

Player	Seasons	Att.	Yards	TD
1. Fred McAfee	1987-90	811	4416	38
2. Major Everett	1978-82	602	3468	32
3. Ezra Tate	1974-78	571	3116	26
4. Steven Knight	2009-11	467	2374	23
5. Mitch Thames	1986-89	369	1398	22
6. Robert Taylor	1988-91	333	1480	20
7. Daryl Posey	1978-82	368	1870	19
Alton Greenlee	1960-61	162	830	19
9. Jimmy Dottolo	1996-99	505	2451	16
Alvin Kidd	1980-83	378	1700	16
Bruce Hulitt	1976-79	373	1672	16
Larry Suchy	1966-67	334	1445	16

CAREER AVERAGE YARDS PER RUSH

Player	Seasons	Yards	Att.	Avg.
1. Major Everett	1978-82	3468	602	5.76
2. Calvin Howard	1977-79	2133	380	5.61
3. Ezra Tate	1974-78	3116	571	5.46
4. Fred McAfee	1987-90	4416	811	5.45
5. Vince Glover	1991-94	1771	326	5.43
6. Steven Knight	2009-11	2374	467	5.08
7. Daryl Posey	1978-82	1991	392	5.08
8. Jimmy Dottolo	1996-99	2445	504	4.85
9. Calvin Smith	2005-06	1754	375	4.68
10. Clyde Shelley	1982-85	1693	367	4.61

CAREER RUSHING YARDS PER GAME

Player	Seasons	Games	Yards	Avg.
1. Steven Knight	2009-11	24	2374	98.9
2. Fred McAfee	1987-90	48	4416	92.0
3. Robert Felton	1972-73	20	1835	91.8
4. Calvin Smith	2005-06	20	1754	87.7
5. Major Everett	1978-82	44	3468	78.8
6. Larry Suchy	1966-67	19	1445	76.1
7. Ezra Tate	1974-78	42	3116	74.2
8. Shadrack McAfee	1994-95	14	960	68.6
9. Calvin Howard	1977-79	33	2133	64.6
10. Billy Ray Dill	1966-67	19	1218	64.1

MISSISSIPPI COLLEGE FOOTBALL INDIVIDUAL RECORDS

RUSHING

SINGLE SEASON RUSHING YARDS

Player	Season	Att.	Avg.	Yards
1. Fred McAfee	1990	248	6.4	1583
2. Calvin Howard	1979	263	5.8	1526
3. David Glisson	1997	214	6.7	1443
4. Steven Knight	2009	263	5.1	1333
5. Ezra Tate	1978	223	5.9	1319
6. Fred McAfee	1989	232	5.1	1189
7. Major Everett	1982	184	6.5	1153
8. Desmond Mays	2008	216	5.3	1137
9. Jimmy Dottolo	1999	212	5.0	1061
10. Robert Felton	1973	225	4.5	1002

SINGLE SEASON RUSHING ATTEMPTS

Player	Season	Yards	Avg.	Att.
1. Steven Knight	2009	1333	5.1	263
Clavin Howard	1979	1526	5.8	263
3. Fred McAfee	1990	1583	6.4	248
4. Fred McAfee	1989	1189	5.1	232
5. Robert Felton	1973	1002	4.5	225
6. Ezra Tate	1978	1319	5.9	223
7. Desmond Mays	2008	1137	5.3	216
8. David Glisson	1997	1443	6.7	214
9. Jimmy Dottolo	1999	1061	5.0	212
Alvin Kidd	1983	1000	4.7	212

SINGLE SEASON RUSHING TOUCHDOWNS

Player	Season	Att.	Yards	TD
1. Fred McAfee	1990	248	1583	17
2. Jeremy Chrislip	1996	138	647	14
3. Desmond Mays	2008	216	1137	13
Michael Williams	1982	159	806	13
5. Jonathon Redd	2013	113	323	11
Steven Knight	2009	263	1333	11
Chris Blanton	2007	135	702	11
Major Everett	1982	184	1153	11
9. Steven Knight	2011	177	885	10
David Glisson	1997	214	1443	10
Fred McAfee	1989	232	1189	10
Fred McAfee	1987	140	873	10
Major Everett	1981	165	923	10
Larry Suchy	1967	184	919	10
Alton Greenlee	1961	79	371	10

SINGLE SEASON AVERAGE YARDS PER RUSH

Player	Season	Yards	Att.	Avg.
1. David Glisson	1997	1443	214	6.74
2. Fred McAfee	1990	1583	248	6.38
3. Major Everett	1982	1153	184	6.27
4. Ezra Tate	1978	1319	223	5.91
5. Calvin Howard	1979	1526	263	5.80
6. Major Everett	1981	923	165	5.59
7. Major Everett	1980	864	163	5.30
8. Desmond Mays	2008	1137	216	5.26
9. Fred McAfee	1989	1189	232	5.12
10. Michael Williams	1982	806	159	5.07

SINGLE SEASON RUSHING YARDS PER GAME

Player	Season	Games	Yards	Avg.
1. David Glisson	1997	10	1443	144.3
2. Ezra Tate	1978	10	1319	131.9
3. Desmond Mays	2008	9	1137	126.3
4. Fred McAfee	1990	13	1583	121.8
5. Calvin Howard	1979	13	1526	117.4
6. Steven Knight	2009	12	1333	111.1
7. Jimmy Dottolo	1999	10	1061	106.1
8. Major Everett	1982	11	1153	104.8
9. Larry Suchy	1967	9	919	102.1
10. Robert Felton	1973	10	1002	100.2

RECEIVING

CAREER RECEIVING YARDS

Player	Seasons	Rec.	YPC	Yards
1. Jake Allen	2005-07	152	18.9	2867
2. Vance Andry	1997-00	142	15.0	2131
3. Tony Eddins	1983-86	130	15.5	2010
4. Clint Harrison	1998-01	126	14.9	1881
5. Robert Hill	1972-75	134	13.7	1841
6. Matt Murphy	1996-99	111	16.3	1810
7. Ricky Herzog	1969-72	123	14.7	1808
8. Nathaniel Bolton	1988-90	129	13.4	1733
9. Marcus Terry	2005-07	110	15.6	1727
10. Kris Pickle	1997-00	91	15.2	1386

CAREER RECEPTIONS

Player	Seasons	Yards	YPC	Rec.
1. Jake Allen	2005-07	2867	18.9	152
2. Vance Andry	1997-00	2132	15.0	142
3. Robert Hill	1972-75	1841	13.7	134
4. Tony Eddins	1983-86	2010	15.5	130
5. Nathaniel Bolton	1988-90	1733	13.4	129
6. Clint Harrison	1998-01	1881	14.9	126
7. Ricky Herzog	1969-72	1808	14.7	123
8. Matt Murphy	1996-99	1810	16.3	111
9. Marcus Terry	2005-07	1723	15.6	110
10. Charmer Moore	2003-06	1371	12.8	109

CAREER TOUCHDOWN RECEPTIONS

Player	Seasons	Rec.	Yards	YPC	TD
1. Jake Allen	2005-07	152	2867	18.9	26
2. Nathaniel Bolton	1988-90	129	1733	13.4	19
3. Matt Murphy	1996-99	111	1810	16.3	18
4. Kris Pickle	1997-00	91	1385	15.2	17
5. Marcus Terry	2005-07	110	1273	15.6	16
Tony Eddins	1983-86	130	2010	15.5	16
7. Vance Andry	1997-00	142	2132	15.0	15
8. Renard Ellis	2006-09	87	1149	13.2	13
9. Clint Harrison	1998-01	125	1828	14.9	12
Robert Hill	1972-75	127	1800	14.2	12

CAREER AVERAGE YARDS PER RECEPTION

Player	Seasons	Yards	Rec.	Avg.
1. Jake Allen	2005-07	2867	152	18.86
2. Matt Murphy	1996-99	1810	111	16.31
3. Marcus Terry	2005-07	1727	110	15.70
4. Tony Eddins	1983-86	2010	130	15.46
5. Kris Pickle	1997-00	1386	91	15.23
6. Vance Andry	1997-00	2131	142	15.01
7. Clint Harrison	1998-01	1881	126	14.93
8. Ricky Herzog	1969-72	1808	123	14.70
9. Robert Hill	1972-75	1841	134	13.74
10. Nathaniel Bolton	1987-90	1733	129	13.43

CAREER RECEPTIONS PER GAME

Player	Seasons	Games	Rec.	Avg.
1. Jake Allen	2005-07	30	152	5.07
2. Ron Frank	1986-88	13	64	4.92
3. Miguel Callier	1991-92	20	86	4.30
4. Clint Harrison	1999-01	30	126	4.20
5. Vance Andry	1997-00	36	142	3.94
6. Alex Archer	2010-13	21	82	3.90
7. Randal Pharr	2009-13	28	103	3.68
8. Marcus Terry	2005-07	30	110	3.67
9. Robert Hill	1972-75	42	134	3.19
10. Tony Eddins	1983-86	41	130	3.17

SINGLE SEASON RECEIVING YARDS

Player	Season	Rec.	YPC	Yards
1. Jake Allen	2007	61	20.7	1254
2. Marcus Terry	2007	57	18.1	1030
3. Jake Allen	2006	52	19.7	1024
4. Nathaniel Bolton	1989	62	16.3	1012
5. Matt Murphy	1998	45	18.6	837
6. Kris Pickle	1999	43	17.7	762
7. Robert Hill	1973	54	14.0	754
8. Clint Harrison	2001	43	17.4	750
9. Renard Ellis	2009	58	12.9	748
10. Tony Eddins	1985	42	17.6	739

SINGLE SEASON RECEPTIONS

Player	Season	Yards	YPC	Rec.
1. Nathaniel Bolton	1989	1012	16.3	62
2. Jake Allen	2007	1254	20.7	61
3. Renard Ellis	2009	748	12.9	58
Nathaniel Bolton	1990	676	11.7	58
Tony Eddins	1986	590	10.2	58
6. Marcus Terry	2007	1030	18.1	57
7. Robert Hill	1973	754	14.0	54
8. Jake Allen	2006	1024	19.7	52
9. Rod Wright	1996	523	10.3	51
10. Alex Archer	2012	738	15.4	48
Vance Andry	2000	734	15.3	48

SINGLE SEASON TOUCHDOWN RECEPTIONS

Player	Season	Rec.	Yards	YPC	TD
1. Jake Allen	2007	61	1254	20.7	12
Kris Pickle	1999	43	762	17.7	12
3. Marcus Terry	2007	57	1030	18.1	11
Nathaniel Bolton	1989	62	1012	16.6	11
5. Demarrion B.-Hughes	2011	24	647	27.0	8
Renard Ellis	2009	58	748	12.9	8
Jake Allen	2006	52	1024	19.7	8
Matt Murphy	1998	45	837	18.6	8
Nathaniel Bolton	1990	58	676	11.7	8
Tony Eddins	1985	42	739	17.6	8

SINGLE SEASON AVG. YARDS PER RECEPTION

Player	Season	Yards	Rec.	Avg.
1. Jake Allen	2007	1254	61	20.56
2. Jake Allen	2006	1024	52	19.69
3. Matt Murphy	1998	837	45	18.60
4. Marcus Terry	2007	1030	57	18.07
5. Kris Pickle	1999	762	43	17.72
6. Tony Eddins	1985	739	42	17.60
7. Clint Harrison	2001	750	43	17.44
8. Nathaniel Bolton	1989	1012	62	16.32
9. Ricky Herzog	1970	663	42	15.79
10. Clint Harrison	2000	707	45	15.71

SINGLE SEASON RECEPTION PER GAME

Player	Season	Games	Rec.	Avg.
1. Jake Allen	2007	10	61	6.10
2. Marcus Terry	2007	10	57	5.70
3. Rod Wright	1996	9	51	5.67
4. Robert Hill	1973	10	54	5.40
5. Vance Andry	2000	9	48	5.33
6. Tony Eddins	1986	11	58	5.27
7. Jake Allen	2006	10	52	5.20
8. Jamie Jones	1968	9	44	4.89
9. Renard Ellis	2009	12	58	4.83
10. Alex Archer	2012	10	48	4.80



MISSISSIPPI COLLEGE FOOTBALL INDIVIDUAL RECORDS

TOTAL OFFENSE

CAREER TOTAL OFFENSE

Player	Seasons	Plays	Rush	Pass	Total
1. Adam Shaffer	2005-09	1378	-146	9505	9359
2. Payton Perrett	1999-02	1494	-380	8163	7783
3. Tommy Reyer	2008-11	1169	1081	5327	6408
4. Wally Henry	1985-89	919	78	5029	5107
5. Fred McAfee	1987-90	812	4416	0	4416
6. Andy Sumrall	1967-70	888	279	3877	4156
7. Jonathon Redd	2011-14	740	543	3522	4065
8. Rodger Guy	1993-97	651	552	3167	3719
9. Major Everett	1978-82	602	3468	0	3468
10. Ezra Tate	1974-78	605	3116	302	3418

CAREER TOTAL OFFENSE PER GAME

Player	Seasons	Games	Yards	Avg.
1. Adam Shaffer	2005-09	34	9505	275.3
2. Payton Perrett	1999-02	38	7783	204.8
3. Tommy Reyer	2008-11	37	6408	173.2
4. Jonathon Redd	2011-14	24	4065	169.4
5. Larry Suchy	1966-67	19	3214	169.2
6. Brad Madden	2006-07	14	2265	161.8
7. Kyle Morris	1991	12	1809	150.8
8. Dexter Rhoulac	1990	13	1953	150.2
9. Scotty Elliot	2003-04	19	2466	129.8
10. Rodger Guy	1993-97	33	3719	112.7

CAREER TOTAL OFFENSE PER PLAY

Player	Seasons	Plays	Yards	Avg.
1. Adam Shaffer	2005-09	1378	9359	6.79
2. Cedrick Baker	1990-93	496	2908	5.86
3. Major Everett	1978-82	602	3468	5.76
4. Rodger Guy	1993-97	651	3719	5.71
5. Ezra Tate	1974-78	605	3418	5.65
6. Wally Henry	1985-89	919	5107	5.56
7. Jonathon Redd	2011-14	74	4065	5.49
8. Tommy Reyer	2008-11	1169	6408	5.48
9. Fred McAfee	1987-90	812	4416	5.44
10. Larry Suchy	1966-67	603	3214	5.33

SINGLE SEASON TOTAL OFFENSE

Player	Season	Plays	Rush	Pass	Total
1. Adam Shaffer	2007	413	-141	3497	3356
2. Adam Shaffer	2009	438	-87	3105	3018
3. Tommy Reyer	2010	475	263	2224	2487
4. Payton Perrett	2000	416	-183	2544	2361
5. Jonathon Redd	2013	392	323	1948	2271
6. Adam Shaffer	2005	395	93	2158	2251
7. Tommy Reyer	2011	419	296	1935	2231
8. Wally Henry	1989	363	-95	2253	2158
9. Brad Madden	2006	310	106	2025	2131
10. Payton Perrett	2001	389	-169	2278	2109

SINGLE SEASON TOTAL OFFENSE PER GAME

Player	Season	Games	Yards	Avg.
1. Adam Shaffer	2007	10	3356	335.6
2. Jonathon Redd	2013	8	2271	283.9
3. Payton Perrett	1999	8	2038	254.8
4. Adam Shaffer	2009	12	3018	251.5
5. Adam Shaffer	2005	9	2251	250.1
6. Tommy Reyer	2010	10	2487	248.7
7. Brad Madden	2006	9	2131	236.8
8. Payton Perrett	2000	10	2361	236.1
9. Tommy Reyer	2011	10	2231	223.1
10. Larry Suchy	1967	9	1966	218.4

SINGLE SEASON TOTAL OFFENSE PER PLAY

Player	Season	Plays	Yards	Avg.
1. Adam Shaffer	2007	413	3356	8.13
2. Alton Greenlee	1960	156	1076	6.90
3. Adam Shaffer	2009	438	3018	6.89
4. Brad Madden	2006	310	2131	6.87
5. David Glisson	1997	214	1443	6.74
6. Jim McGhee	1985	162	1087	6.71
7. Rodger Guy	1997	229	1521	6.64
8. Kyle Morris	1991	276	1809	6.55
9. Fred McAfee	1990	249	1583	6.36
10. Larry Suchy	1967	312	1966	6.30

ALL-PURPOSE

CAREER ALL-PURPOSE YARDS

Player	Seasons	Rush	Rec.	Ret.	Total
1. Fred McAfee	1987-90	4416	561	1253	6230
2. Major Everett	1978-82	3468	458	426	4352
3. Travis Eldridge	1967-70	2080	195	1446	3721
4. Jimmy Dottolo	1996-99	2445	447	571	3463
5. Michael Kincaid	1979-82	286	838	2230	3354
6. Ezra Tate	1974-78	3116	219	0	3335
7. Nathaniel Bolton	1987-90	866	1733	696	3295
8. Robert Hill	1972-75	53	1841	1379	3273
9. Vince Glover	1991-94	1771	328	1136	3235
10. Calvin Howard	1977-79	2133	34	794	2961

CAREER ALL-PURPOSE YARDS PER GAME

Player	Seasons	Games	Yards	Avg.
1. Fred McAfee	1987-90	48	6230	129.8
2. Steven Knight	2009-11	24	2916	121.5
3. Billy Ray Dill	1966-67	19	2157	113.5
4. Kalvin Smith	2005-06	20	2096	104.8
5. Travis Eldridge	1967-70	37	3721	100.6
6. Michael Fields	1984-85	19	1885	99.2
7. Major Everett	1978-82	44	4352	98.9
8. Robert Felton	1972-73	20	1964	98.2
9. Jake Allen	2005-07	30	2937	97.9
10. Miguel Callier	1991-92	20	1902	95.1

SINGLE SEASON ALL-PURPOSE YARDS

Player	Season	Rush	Rec.	Ret.	Total
1. Fred McAfee	1990	1583	144	466	2193
2. Fred McAfee	1989	1189	168	428	1785
3. David Glisson	1997	1443	228	45	1716
4. Calvin Howard	1979	1526	6	140	1672
5. Travis Eldridge	1969	817	113	591	1521
6. Steven Knight	2009	1333	178	0	1511
7. Nathaniel Bolton	1989	319	1012	121	1452
8. Major Everett	1982	1153	204	69	1426
9. Ezra Tate	1978	1319	84	0	1403
10. Michael Kincaid	1982	139	334	879	1352

SINGLE SEASON ALL-PURPOSE YARDS PER GAME

Player	Seasons	Games	Yards	Avg.
1. David Glisson	1997	10	1716	171.6
2. Travis Eldridge	1969	9	1521	169.0
3. Fred McAfee	1990	13	2193	168.7
4. Desmond Mays	2008	9	1311	145.7
5. Ezra Tate	1978	10	1403	140.3
6. Travis Eldridge	1968	9	1238	137.6
7. Major Everett	1982	11	1426	129.6
8. Calvin Howard	1979	13	1672	128.6
9. Jake Allen	2007	10	1285	128.5
10. Fred McAfee	1989	14	1785	127.5

SCORING

CAREER TOTAL POINTS SCORED

Player	Seasons	TD	FG	PAT	Total
1. Fred McAfee	1987-90	40	0	0	240
2. Kyle Kruse	2005-08	0	28	142	226
3. Major Everett	1978-82	35	0	1	212
4. Shane Stewart	1987-90	0	26	110	188
5. Steven Knight	2009-11	29	0	0	174
6. Nathaniel Bolton	1987-90	28	0	0	168
7. Jeremy Bond	1996-99	0	22	101	167
8. Ezra Tate	1974-78	27	0	1	164
9. Jake Allen	2005-07	26	0	1	158
10. Robert Taylor	1988-91	24	0	1	146

CAREER TOUCHDOWNS RESPONSIBLE FOR

Player	Seasons	Pass	Rush	Rec.	Total
1. Adam Shaffer	2005-09	91	3	0	94
2. Payton Perrett	1999-02	69	11	0	80
3. Tommy Reyer	2008-11	46	12	0	58
4. Fred McAfee	1987-90	0	38	2	40
5. Jonathon Redd	2011-14	26	13	0	39
6. Major Everett	1978-82	0	32	3	35
7. Rodger Guy	1993-97	24	8	0	32
Nathaniel Bolton	1987-90	4	9	19	32
Wally Henry	1985-89	30	2	0	32
Andy Sumrall	1967-70	28	4	0	32

CAREER TOUCHDOWNS SCORED

Player	Seasons	Rush	Rec.	Ret.	Total
1. Fred McAfee	1987-90	38	2	0	40
2. Major Everett	1978-82	32	3	0	35
3. Steven Knight	2009-11	23	6	0	29
4. Nathaniel Bolton	1987-90	9	19	0	28
5. Ezra Tate	1974-78	26	1	0	27
6. Jake Allen	2005-07	0	26	0	26
7. Robert Taylor	1988-91	20	4	0	24

SINGLE SEASON TOTAL POINTS SCORED

Player	Season	TD	FG	PAT	Total
1. Fred McAfee	1990	18	0	0	108
2. Nathaniel Bolton	1989	17	0	0	102
3. Brannon Walls	2009	0	13	49	88
4. Steven Knight	2009	14	0	0	84
Jeremy Chrislip	1996	14	0	0	84
6. Steven Knight	2011	13	0	0	78
Desmond Mays	2008	13	0	0	78
Kris Pickle	1999	13	0	0	78
Michael Williams	1982	13	0	0	78
10. Kyle Kruse	2007	0	9	48	75

SINGLE SEASON TOUCHDOWNS RESPONSIBLE FOR

Player	Season	Pass	Rush	Rec.	Total
1. Adam Shaffer	2009	33	2	0	35
2. Adam Shaffer	2007	31	0	0	31
3. Jonathon Redd	2013	18	11	0	29
4. Tommy Reyer	2011	21	3	0	24
Payton Perrett	2000	22	2	0	24
6. Tommy Reyer	2010	17	5	0	22
Payton Perrett	2001	18	4	0	22
8. Adam Shaffer	2005	20	1	0	21
Payton Perrett	1999	19	2	0	21

SINGLE SEASON TOUCHDOWNS SCORED

Player	Season	Rush	Rec.	Ret.	Total
1. Fred McAfee	1990	17	1	0	18
2. Nathaniel Bolton	1989	6	11	0	18
3. Steven Knight	2009	11	3	0	14
Jeremy Chrislip	1996	14	0	0	14
5. Steven Knight	2011	10	3	0	13
Desmond Mays	2008	13	0	0	13
Kris Pickle	1999	1	12	0	13
Michael Williams	1982	13	0	0	13

MISSISSIPPI COLLEGE FOOTBALL INDIVIDUAL RECORDS

KICKING

CAREER FIELD GOALS MADE

Player	Seasons	FG%	FGA	FGM
1. Kyle Kruse	2005-08	73.7	38	28
2. Shane Stewart	1987-90	55.3	47	26
3. Jeremy Bond	1996-99	55.0	40	22
4. Brannon Walls	2006-09	62.5	32	20
5. Chris Campbell	2010-12	53.1	32	17
Jim Turcotte	1979-82	48.6	35	17
7. Danny Powell	1972-73	56.0	25	14
8. Reggie Hawthorne	1982-84	76.5	17	13
9. Brad MacNealy	1978-79	60.0	20	12
10. Hunter Estess	2012-	50.0	22	11

CAREER FIELD GOALS ATTEMPTED

Player	Seasons	FG%	FGM	FGA
1. Shane Stewart	1987-90	55.3	26	47
2. Jeremy Bond	1996-99	55.0	22	40
3. Kyle Kruse	2005-08	73.7	28	38
4. Jim Turcotte	1979-82	48.6	17	35
5. Brannon Walls	2006-09	62.5	20	32
Chris Campbell	2010-12	53.1	17	32
7. Danny Powell	1972-73	56.0	14	25
8. Dave Marler	1974-75	29.2	7	24
9. Charley McGinn	1992-93	30.4	7	23
10. Hunter Estess	2012-	50.0	11	22

CAREER FIELD GOAL PERCENTAGE

Player	Seasons	FGM	FGA	FG%
1. Reggie Hawthorne	1982-84	13	17	76.5
2. Kyle Kruse	2005-08	28	38	73.7
3. Jimbo Thornton	2003	7	10	70.0
4. Brannon Walls	2006-09	20	32	62.5
5. Brad MacNealy	1978-79	12	20	60.0
John Taylor	2004	6	10	60.0
7. Robert Jenkins	1989-92	7	12	58.3
8. Danny Powell	1972-73	14	25	56.0
9. Shane Stewart	1987-90	26	47	55.3
10. Jeremy Bond	1996-99	22	40	55.0

CAREER EXTRA POINT PERCENTAGE

Player	Seasons	EXPM	EXPA	EXP%
1. Chris Campbell	2010-12	58	59	98.3
2. Chuck May	1985-86	35	36	97.2
3. Brad MacNealy	1978-79	52	54	96.3
4. Jim Turcotte	1979-82	74	77	96.1
5. Shane Stewart	1987-90	110	117	94.0
6. Frank Dyer	1969-70	42	45	93.3
7. Kyle Kruse	2005-08	142	154	92.2
8. Hunter Estess	2012-	34	37	91.9
9. Dale Wallace	2010	31	35	88.6
10. George Fields	1966-67	37	42	88.1

SINGLE SEASON FIELD GOALS MADE

Player	Season	FG%	FGA	FGM
1. Brannon Walls	2009	61.9	21	13
2. Reggie Hawthorne	1983	100.0	11	11
3. Kyle Kruse	2006	76.9	13	10
4. Kyle Kruse	2007	81.8	11	9
Shane Stewart	1989	81.8	11	9
Brad MacNealy	1979	69.2	13	9
Chuck May	1986	60.0	15	9
Jim Turcotte	1981	60.0	15	9
9. Danny Powell	1972	80.0	10	8
Shane Stewart	1987	57.1	14	8
Hunter Estess	2013	47.1	17	8

SINGLE SEASON FIELD GOALS ATTEMPTED

Player	Season	FG%	FGM	FGA
1. Brannon Walls	2009	61.9	13	21
2. Dave Marler	1974	38.9	7	18
3. Hunter Estess	2013	47.1	8	17
Chris Campbell	2012	41.2	7	17
5. Chuck May	1986	60.0	9	15
Jim Turcotte	1981	60.0	9	15
Jim Turcotte	1982	40.0	6	15
Danny Powell	1973	40.0	6	15
9. Shane Stewart	1987	57.1	8	14
Jeremy Bond	1999	50.0	7	14
Charley McGinn	1992	35.7	5	14

SINGLE SEASON FIELD GOAL PERCENTAGE

Player	Season	FGM	FGA	FG%
1. Reggie Hawthorne	1983	11	11	100.0
2. Kyle Kruse	2007	9	11	81.8
Shane Stewart	1989	9	11	81.8
4. Danny Powell	1972	8	10	80.0
5. Jeremy Bond	1998	7	9	77.8
6. Kyle Kruse	2006	10	13	76.9
7. Kyle Kruse	2005	6	8	75.0
8. Dale Wallace	2010	5	7	71.4
9. Jimbo Thornton	2003	7	10	70.0
10. Brad MacNealy	1979	9	13	69.2

SINGLE SEASON EXTRA POINT PERCENTAGE

Player	Season	EXPM	EXPA	EXP%
1. Chuck May	1986	31	31	100.0
Jim Turcotte	1981	23	23	100.0
Chris Campbell	2012	22	22	100.0
4. Chris Campbell	2011	36	37	97.3
5. Kyle Kruse	2006	35	36	97.2
6. Shane Stewart	1990	34	35	97.1
Jim Turcotte	1982	34	35	97.1
Brad MacNealy	1979	34	35	97.1
9. Kyle Kruse	2005	29	30	96.7
10. Jeremy Bond	1999	26	27	96.3

PUNTING

CAREER PUNTS

Player	Seasons	Yards	Avg.	Punts
1. Wally Henry	1985-89	10543	41.0	257
2. Larry Osbrink	1978-81	7875	36.8	214
3. Erskin Wesson	1975-77	6317	39.6	171
4. Robert Andrews	1995-98	6032	36.1	167
5. Mike Henslee	1972-74	5422	37.7	144
6. Frank Dyer	1969-70	4992	40.3	124
7. Wilson Hillman	1999-00	5231	42.5	123
8. Jason Smith	1990-91	4418	38.8	114
9. Jonathan Russell	2005-07	4304	42.2	102
10. Mike Nelson	1993-94	3868	38.7	100

CAREER PUNT YARDS

Player	Seasons	Punts	Avg.	Yards
1. Wally Henry	1985-89	257	41.0	10543
2. Larry Osbrink	1978-81	214	36.8	7875
3. Erskin Wesson	1975-77	171	39.6	6317
4. Robert Andrews	1995-98	167	36.1	6032
5. Mike Henslee	1972-74	144	37.7	5422
6. Wilson Hillman	1999-00	123	42.5	5231
7. Frank Dyer	1969-70	124	40.3	4992
8. Jason Smith	1990-91	114	38.8	4418
9. Jonathan Russell	2005-07	102	42.2	4304
10. Mike Nelson	1993-94	100	38.7	3868

CAREER AVERAGE YARDS PER PUNT

Player	Seasons	Punts	Yards	Avg.
1. Matthew Turcotte	2014-	38	1652	43.47
2. Wilson Hillman	1999-00	123	5231	42.53
3. Jonathan Russell	2005-07	102	4304	42.20
4. Jacob Chancellor	2011	60	2489	41.48
5. Wally Henry	1985-89	257	10543	41.02
6. Frank Dyer	1969-70	124	4992	40.26
7. Craig McCraney	2012	61	2450	40.16
8. Luke McAlpin	2000-01	68	2711	39.87
9. Paul Meyerchick	1980-83	54	2149	39.80
10. Jason Smith	1990-91	114	4418	38.75

SINGLE SEASON PUNTS

Player	Season	Yards	Avg.	Punts
1. Wally Henry	1989	3082	40.6	76
2. Erskin Wesson	1976	2688	37.3	72
3. Wally Henry	1988	2929	41.3	71
Will Parker	2003	2814	39.6	71
5. Luke McAlpin	2001	2711	39.9	68
6. Ben Buckley	2002	2393	36.3	66
Caleb Michaelson	2004	2341	35.5	66
8. Frank Dyer	1970	2488	38.9	64
9. Wilson Hillman	2000	2671	43.1	62
Jason Smith	1990	2318	37.4	62

SINGLE SEASON PUNT YARDS

Player	Season	Punts	Avg.	Yards
1. Wally Henry	1989	76	40.6	3082
2. Wally Henry	1988	71	41.3	2929
3. Will Parker	2003	71	39.6	2814
4. Luke McAlpin	2001	69	38.9	2711
5. Erskin Wesson	1976	72	37.3	2688
6. Wilson Hillman	2000	62	43.1	2671
7. Wilson Hillman	1999	61	42.0	2560
8. Frank Dyer	1969	60	41.7	2504
9. Jacob Chancellor	2011	60	41.5	2489
10. Frank Dyer	1970	64	38.9	2488

SINGLE SEASON AVERAGE YARDS PER PUNT

Player	Season	Punts	Yards	Avg.
1. Matthew Turcotte	2014	38	1652	43.47
2. Wilson Hillman	2000	62	2671	43.08
3. Jonathan Russell	2005	57	2421	42.47
4. Wally Henry	1985	52	2192	42.15
5. Wilson Hillman	1999	61	2560	41.97
6. Robert Andrews	1998	47	1968	41.87
7. Jonathan Russell	2007	45	1883	41.84
8. Frank Dyer	1969	60	2504	41.73
9. Jacob Chancellor	2011	60	2489	41.48
10. Wally Henry	1988	71	2929	41.25

MISSISSIPPI COLLEGE FOOTBALL INDIVIDUAL RECORDS

PUNT RETURNS

CAREER AVERAGE YARDS PER PUNT RETURN

Player	Seasons	Ret.	Yards	Avg.
1. Charles Garrett	1961-62	28	433	15.46
2. Dusty Coleman	2004-07	26	374	14.38
3. Michael Fields	1984-85	50	695	13.90
4. Miguel Callier	1991-92	48	665	13.85
5. Benn Sanford	1992-93	33	355	10.76
6. Donnie Ashley	1994	24	250	10.42
7. Jimmy Dottolo	1996-99	35	338	9.66
8. Michael Kincaid	1979-82	78	736	9.44

CAREER PUNT RETURN YARDS

Player	Seasons	Ret.	Avg.	Yards
1. Michael Kincaid	1979-82	78	9.4	736
2. Robert Hill	1972-75	90	8.0	716
3. Michael Fields	1984-85	50	13.9	695
4. Miguel Callier	1991-92	48	13.9	665
5. Robert Hudson	1974-78	69	6.8	471
6. Donnie Milloy	1986-89	62	7.1	439
7. Charles Garrett	1961-62	28	15.5	433
8. Dusty Coleman	2004-07	26	14.4	374

CAREER PUNT RETURNS

Player	Seasons	Yards	Avg.	Ret.
1. Robert Hill	1972-75	716	8.0	90
2. Michael Kincaid	1979-82	736	9.4	78
3. Robert Hudson	1974-78	471	6.8	69
4. Donnie Milloy	1986-89	439	7.1	62
5. Michael Fields	1984-85	695	13.9	50
6. Gabe Ferritta	2001-04	277	5.5	50
7. Miguel Callier	1991-92	665	13.9	48
8. Larry McMurtry	1974-77	123	3.2	38

CAREER PUNT RETURN TOUCHDOWNS

Player	Seasons	Returns	Yards	TD
1. Michael Fields	1984-85	50	695	4
2. Michael Kincaid	1979-82	78	736	3

SINGLE SEASON AVERAGE YARDS PER PUNT RETURN

Player	Season	Ret.	Yards	Avg.
1. Michael Fields	1984	23	487	21.17
2. Charles Garrett	1961	11	220	20.00
3. Miguel Callier	1991	34	551	16.21
4. Michael Kincaid	1981	15	219	14.60
5. Charles Garrett	1962	17	213	12.53
6. Dusty Coleman	2007	18	224	12.44
7. Benn Sanford	1993	25	293	11.72
8. Robert Hill	1974	11	126	11.45

SINGLE SEASON PUNT RETURN YARDS

Player	Season	Ret.	Avg.	Yards
1. Miguel Callier	1991	34	16.2	551
2. Michael Fields	1984	23	21.2	487
3. Michael Kincaid	1982	27	17.5	298
4. Benn Sanford	1993	25	11.7	293
5. Robert Hill	1975	33	8.5	280
6. Donnie Milloy	1989	39	7.2	280
7. Donnie Ashley	1994	24	10.4	250
8. Travis Eldridge	1968	24	10.0	240

SINGLE SEASON PUNT RETURNS

Player	Season	Yards	Avg.	Ret.
1. Donnie Milloy	1989	280	7.2	39
2. Miguel Callier	1991	551	16.2	34
3. Robert Hill	1975	280	8.5	33
4. Robert Hudson	1978	219	6.6	33
5. Jimmy Herzog	1990	216	7.4	29
6. Michael Kincaid	1982	298	11.0	27
7. Michael Fields	1985	208	7.7	27
8. Robert Hudson	1977	190	7.0	27

CAREER PUNT RETURN TOUCHDOWNS

Player	Season	Returns	Yards	TD
1. Michael Fields	1984	23	487	4

INTERCEPTIONS

CAREER INTERCEPTIONS

Player	Seasons	Yards	Avg.	INT
1. Paul Meyerchick	1980-83	137	8.6	16
2. James Green	1987-90	306	20.4	15
3. Robert Hudson	1974-78	219	14.6	15
4. David Darden	1983-86	249	17.8	14
5. Ryne Davison	2005-08	65	5.0	13
6. Shinall Conway	1987-90	201	18.3	11
7. Robert Street	1970-73	149	13.5	11
8. Mike Meurrier	1996-99	117	10.6	11
9. Bruce Howell	1981-84	137	13.7	10
10. Larry McMurtry	1974-77	127	12.7	10
11. Dale Hewett	1968-69	47	4.7	10

CAREER INTERCEPTION RETURN YARDS

Player	Seasons	INT	Avg.	Yards
1. James Green	1987-90	15	20.4	306
2. David Darden	1983-86	14	17.8	249
3. Robert Hudson	1974-78	15	14.6	219
4. Shinall Conway	1987-90	11	18.3	201
5. Metric Thompson	1989-92	8	23.6	189
6. Donnie Milloy	1986-89	9	20.8	187
7. Craig Kennedy	1975-77	9	19.4	175
8. Jeremy Jones	1996-99	8	20.3	162
9. Bobby Hathorn	1988-89	8	20.3	162
10. Wayne Thornton	1966-67	7	21.7	152

CAREER INTERCEPTION RETURN TOUCHDOWNS

Player	Seasons	INT	Yards	TD
1. Robert Hudson	1974-78	15	219	3
2. Shinall Conway	1987-90	11	201	3
3. Craig Kennedy	1975-77	9	175	3
4. Robert Street	1970-73	11	149	2
5. Mike Meurrier	1996-99	11	117	2
6. Donnie Milloy	1986-89	9	187	2
7. Metric Thompson	1989-92	8	189	2
8. Brian Richardson	1989-94	8	135	2
9. Hunter Clark	2007	3	115	2
10. Several Tied at				1

SINGLE SEASON INTERCEPTIONS

Player	Season	Yards	Avg.	INT
1. Brian Richardson	1989	135	19.3	7
2. Paul Meyerchick	1981	55	7.9	7
3. Dale Hewett	1968	47	6.7	7
4. Buster McVey	1969	17	2.4	7
5. Donnie Milloy	1988	144	24.0	6
6. Robert Street	1972	128	21.3	6
7. David Darden	1985	114	19.0	6
8. David Darden	1986	103	17.2	6
9. Keith Rowell	1979	70	11.7	6
10. Ryne Davison	2005	2	0.3	6

SINGLE SEASON INTERCEPTION RETURN YARDS

Player	Season	INT	Avg.	Yards
1. Donnie Milloy	1988	6	24.0	144
2. Craig Kennedy	1976	4	35.5	142
3. Shinall Conway	1987	4	34.8	139
4. Brian Richardson	1989	7	19.3	135
5. Robert Street	1972	6	21.3	128
6. John Whitehead	2002	4	30.3	121
7. James Green	1990	4	29.3	117
8. Hunter Clark	2007	3	38.3	115
9. David Darden	1985	6	19.0	114
10. Glenn Smith	1965	4	28.0	112

SINGLE SEASON INT RETURN TOUCHDOWNS

Player	Season	INT	Yards	TD
1. Craig Kennedy	1976	4	142	3
2. Robert Street	1972	6	128	2
3. Hunter Clark	2007	3	115	2
4. Brian Richardson	1989	7	135	2
5. Shinall Conway	1990	4	35	2
6. Robert Hudson	1976	5	72	2
7. Donnie Milloy	1988	6	144	2
8. Several Tied at				1

KICK RETURNS

CAREER AVERAGE YARDS PER KICK RETURN

Player	Seasons	Ret.	Yards	Avg.
1. Bryan Chrislip	1995-96	33	831	25.18
2. Travis Eldridge	1967-70	48	1136	23.67
3. Fred McAfee	1987-90	53	1253	23.64
4. Michael Kincaid	1979-82	64	1494	23.34
5. Corey Laidlaw	2007-08	29	677	23.34
6. Nathaniel Bolton	1987-90	30	696	23.20
7. Michael Fields	1984-85	37	849	22.95
8. Austin Divinity	2009-10	32	697	21.78

CAREER KICK RETURN YARDS

Player	Seasons	Ret.	Avg.	Yards
1. Michael Kincaid	1979-82	64	23.3	1494
2. Fred McAfee	1987-90	53	23.6	1253
3. Travis Eldridge	1967-70	48	23.7	1136
4. Vince Glover	1991-94	61	18.6	1136
5. John Whitehead	2001-03	53	20.1	1063
6. Charmer Moore	2003-06	51	17.9	915
7. DeNarius Thomas	1998-01	41	21.7	888
8. Michael Fields	1984-85	37	23.0	849

CAREER KICK RETURNS

Player	Seasons	Yards	Avg.	Ret.
1. Michael Kincaid	1979-82	1494	23.3	64
2. Vince Glover	1991-94	1136	18.6	61
3. Fred McAfee	1987-90	1253	23.6	53
4. John Whitehead	2001-03	1063	20.1	53
5. Charmer Moore	2003-06	915	17.9	51
6. Travis Eldridge	1967-70	1136	23.7	48
7. DeNarius Thomas	1998-01	888	21.7	41
8. Calvin Howard	1977-79	794	19.9	40

CAREER KICK RETURN TOUCHDOWNS

Player	Seasons	Ret.	Yards	TD
1. Michael Fields	1984-85	37	849	2

SINGLE SEASON AVERAGE YARDS PER KICK RETURN

Player	Season	Ret.	Yards	Avg.
1. Bryan Chrislip	1996	18	532	29.56
2. Michael Kincaid	1981	20	579	28.95
3. Nathaniel Bolton	1987	13	359	27.62
4. Travis Eldridge	1969	20	539	26.95
5. Fred McAfee	1989	16	428	26.75
6. Matt Murphy	1998	15	392	26.13
7. Travis Eldridge	1968	15	390	26.00
8. Fred McAfee	1990	18	466	25.89

SINGLE SEASON KICK RETURN YARDS

Player	Season	Ret.	Avg.	Yards
1. Austin Divinity	2009	28	21.3	597
2. Michael Kincaid	1982	24	24.2	581
3. Michael Kincaid	1981	20	29.0	579
4. Michael Fields	1985	24	23.3	560
5. Adrian Cerrato	2013	26	21.5	558
6. Travis Eldridge	1969	20	27.0	539
7. Charmer Moore	2006	28	19.1	536
8. Bryan Chrislip	1996	18	29.6	532

SINGLE SEASON KICK RETURNS

Player	Season	Yards	Avg.	Ret.
1. Austin Divinity	2009	597	21.3	28
2. Charmer Moore	2006	536	19.1	28
3. Adrian Cerrato	2013	558	21.5	26
4. Josh Johnson	2011	517	19.9	26
5. Michael Kincaid	1982	581	24.2	24
6. Michael Fields	1985	560	23.3	24
7. Chris Ingram	2014	428	17.8	24
8. John Whitehead	2003	452	19.7	23

SINGLE SEASON KICK RETURN TOUCHDOWNS

Player	Season	Ret.	Yards	TD
1. Michael Fields	1985	24	560	2

DEFENSE

CAREER TACKLES

Player	Seasons	UA	Ast.	Total
1. Roderick Magee	1988-91	205	220	425
2. Richard Myers	1990-93	220	177	397
3. Terry Fleming	1985-89	210	144	354
4. Bryan Madden	1999-02	108	216	324
5. Shinall Conway	1987-90	164	158	322
6. Kyle Fulcher	1995-97	148	162	310
7. Jerome Hemphill	1982-85	154	148	302
8. Benny Hughes	1981-85	150	150	300
9. Bruce Poole	1986-89	128	159	287
10. John Knox	1987-90	142	136	278

CAREER UNASSISTED TACKLES

Player	Seasons	Total	Ast.	UA
1. Richard Myers	1990-93	397	177	220
2. Terry Fleming	1985-89	354	144	210
3. Elbert Lyles	1978-80	270	61	209
4. Roderick Magee	1988-81	425	220	205
5. Dennis Cato	1978-80	260	67	193
6. Shinall Conway	1987-90	322	158	164
7. Jerome Hemphill	1982-85	302	148	154
8. Benny Hughes	1981-85	300	150	150
9. Kyle Fulcher	1995-97	310	162	148
10. Warren Conway	1979-82	245	101	144

CAREER ASSISTED TACKLES

Player	Seasons	Total	UA	Ast.
1. Roderick Magee	1988-91	425	205	220
2. Bryan Madden	1999-02	324	108	216
3. Richard Myers	1990-93	397	220	177
4. Kyle Fulcher	1995-97	310	148	162
5. Bruce Poole	1986-89	287	128	159
6. Shinall Conway	1987-90	322	164	158
7. Benny Hughes	1981-85	300	150	150
8. Mike McKelvey	1997-00	234	84	150
9. Jerome Hemphill	1982-85	302	154	148
10. Darrell Hopkins	1984-87	249	103	146

CAREER TACKLES FOR LOSS

Player	Seasons	Sacks	TFL
1. Terry Fleming	1985-89	31.0	73.0
2. Earl Conway	1982-85	24.0	49.0
3. Terrance James	1988-92	28.0	45.0
4. Bruce Poole	1986-89	24.0	45.0
5. Bryant Shaw	1996-99	11.0	43.0
6. Bryan Madden	1999-02	9.0	41.5
7. Danny Bachman	1986-89	16.0	41.0
8. Richard Myers	1990-93	8.0	41.0
9. David Dart	1996-99	14.5	40.5
10. Brannon Willisson	2005-08	14.5	33.0
11. Michael Goodin	2001-03	9.0	33.0

CAREER QUARTERBACK SACKS

Player	Seasons	TFL	Sacks
1. Terry Fleming	1985-89	73.0	31.0
2. Terrance James	1988-92	45.0	28.0
3. Earl Conway	1982-85	49.0	24.0
4. Bruce Poole	1986-89	45.0	24.0
5. Danny Bachman	1986-89	41.0	16.0
6. Nolan Willisson	2007-10	29.5	16.0
7. Javaris Peoples	2003-06	25.0	16.0
8. David Dart	1996-99	40.5	14.5
9. Brannon Willisson	2005-08	33.0	14.5
10. Ricky Barner	1986-87	25.0	13.0
11. Milton Magee	1987-90	22.0	13.0

CAREER PASS BREAKUPS

Player	Seasons	INT	PBU
1. Mike Meurrier	1996-99	11	35
2. Ryne Davison	2005-08	13	29
3. Jonathan McMillan	1998-01	5	27
4. Jeremy Jones	1996-99	8	24
5. Jarrad Craine	2010-11	5	23
6. James Green	1987-90	15	22
7. Chey Stringer	1995-96	3	21
8. Jimmy Sampson	2006-09	2	20
9. Devon James	2006-07	2	16
10. Terry Fleming	1985-89	0	16

SINGLE SEASON TACKLES

Player	Season	UA	Ast.	Total
1. Roderick Magee	1991	68	65	133
2. John Knox	1990	73	54	127
3. Jake Weddle	2013	66	59	125
4. Richard Myers	1991	71	50	121
5. Roderick Magee	1989	45	76	121
6. Pedro Nelson	1991	65	55	120
7. Kyle Fulcher	1997	47	69	116
8. Terry Fleming	1989	60	50	110
9. Bryan Madden	2002	29	81	110
10. Ralph Ashley	1979	77	32	109

SINGLE SEASON UNASSISTED TACKLES

Player	Season	Total	Ast.	UA
1. Elbert Lyles	1978	104	23	81
2. Ralph Ashley	1979	109	32	77
3. Dennis Cato	1979	107	30	77
4. David Virgil	1978	99	25	74
5. John Knox	1990	127	54	73
6. Richard Myers	1991	121	50	71
7. Roderick Magee	1991	133	65	68
8. J.B. Brown	1978	99	31	68
9. Jake Weddle	2013	125	59	66
10. Elbert Lyles	1979	89	23	66

SINGLE SEASON ASSISTED TACKLES

Player	Season	Total	UA	Ast.
1. Bryan Madden	2002	110	29	81
2. Roderick Magee	1989	121	45	76
3. Darrell Hopkins	1987	102	29	73
4. Kyle Fulcher	1997	116	47	69
5. Mike McKelvey	2000	95	28	67
6. Roderick Magee	1991	133	68	65
7. Jake Weddle	2013	125	66	59
8. Bryan Madden	2000	84	25	59
9. Metric Thompson	1991	107	51	56
10. Pedro Nelson	1991	120	65	55
11. Bryan Madden	2001	92	37	55
12. Bruce Poole	1987	79	24	55

SINGLE SEASON TACKLES FOR LOSS

Player	Season	Sacks	TFL
1. Bryant Shaw	1999	4.0	24.0
2. Terry Fleming	1989	11.0	23.0
3. Earl Conway	1984	8.0	23.0
4. Terry Fleming	1988	10.0	20.0
5. David Smith	1994	4.0	20.0
6. David Dart	1999	5.5	19.5
7. Blake Rowell	2011	5.0	19.5
8. Earl Conway	1985	11.0	19.0
9. Ricky Barner	1987	10.0	19.0
10. Bruce Poole	1989	8.0	19.0

SINGLE SEASON QUARTERBACK SACKS

Player	Season	TFL	Sacks
1. Terry Fleming	1989	23.0	11.0
2. Earl Conway	1985	19.0	11.0
3. Terrance James	1990	15.0	11.0
4. Terry Fleming	1988	20.0	10.0
5. Ricky Barner	1987	19.0	10.0
6. Bruce Poole	1988	16.0	10.0
7. Bruce Poole	1989	19.0	8.0
8. Terrance James	1991	16.0	8.0
9. Brannon Willisson	2007	15.5	8.0
10. Jaryrn Bingham	2011	13.5	8.0

SINGLE SEASON PASS BREAKUPS

Player	Season	INT	PBU
1. Jarrad Craine	2011	4	17
2. Devon James	2007	1	16
3. Jonathan McMillan	2001	2	15
4. Chey Stringer	1996	2	15
5. Mike Meurrier	1999	2	14
6. Mike Meurrier	1997	3	12
7. Neal Warren	1996	2	12
8. Keith Villafranco	2012	5	11
9. Bryan Chrislip	1996	0	11
10. Ryne Davison	2007	2	10
11. Jeremy Jones	1998	2	10
12. Bruce Howell	1983	1	10
13. Jimmy Sampson	2007	0	10

