



# MISSISSIPPI COLLEGE

## 2014 FOOTBALL GAME NOTES

GAME FIVE <<< OCT. 11, 2014 <<< 2:00 PM <<< CLINTON, MISS. <<< ROBINSON-HALE STADIUM

MISSISSIPPI COLLEGE

UNIV. OF FAITH

VS



### ■ WE'RE BACK

On September 6, 2013, the NCAA overturned a previous ruling and Mississippi College announced that their application had been approved to begin the Division II membership process and rejoin the Gulf South Conference.

The Choctaws were a member of the GSC from 1972-95 before making the move to Division III and the American Southwest Conference for the previous 18 years. The MC football team has won three GSC championships in their history (1979, 1988 and 1990) and advanced to the Division II national championship game in 1989.

While in the GSC, the Choctaws had 10 All-Americans and numerous all-conference performers. Former head coach John Williams was named the GSC's Coach of the Decade for the 1980's.

While MC will not be eligible for GSC championships until the 2016-17 academic year, they will be eligible to win titles in the National Christian College Athletic Association (NCCAA).

### ■ RELYING ON ROOKIES

The Choctaws have seen 19 freshmen see the field in the 2014 season with four earning a starting spot (Greg Jackson, Jarrett Jenkins, Kyle Smith and Ronny Smith).

Kyle Smith has started at quarterback over the past two games, while Ronny Smith has been his center.

Three of the top eight tacklers on the season have been freshmen, led by Greg Jackson with 19 stops, a tackle for loss and a forced fumble.

Freshman Matthew Turcotte has been the starting punter the last two weeks for the Choctaws and is averaging 46.7 yards per kick, which would be the best mark in school history.

### ■ PILING UP THE TACKLES

Senior linebacker Jake Weddle had his third straight game with double-figure tackles when he tallied 18 at Shorter last Thursday night. For his efforts, Weddle was named the National Christian College Athletic Association Defensive Player of the Week.

The Frisco, Texas native also posted 18 stops against Webber International in 2013. His career-high for tackles is 19 against #2 Mary Hardin-Baylor in last year's season finale.

The 125 tackles Weddle recorded in 2013 was the third-highest single-season mark in school history behind Roderick Magee, who had 133 in 1991, and John Knox, who had 127 in 1990.

### ■ #IWILL

The team motto that head coach John Bland and his staff have used and brought to Clinton is "I Will." The three maxims of "I Will" are:

- I WILL give great effort in the classroom.
- I WILL promote a positive image.
- I WILL prepare to win.

### ■ 2014 SCHEDULE & RECORD

OVERALL RECORD ..... 0-4

GSC ..... 0-2

NON-CONFERENCE ..... 0-2

HOME ..... 0-1

AWAY ..... 0-3

### THE SCHEDULE

Date	Opponent	Time/Result
S6	@ Belhaven	L, 14-32
S13	North Alabama* <sup>^</sup>	L, 0-58
S20	@ Lamar	L, 10-55
O2	@ Shorter*	L, 14-27
O11	Univ. of Faith	2:00 pm
O18	Valdosta State* (HC)	3:00 pm
O25	@ Florida Tech*	12:00 pm
N1	@ West Georgia*	1:00 pm
N8	West Alabama* <sup>^</sup>	3:00 pm
N15	@ Delta State*	4:00 pm

\* Gulf South Conference Game  
<sup>^</sup> Game on GSC-TV and ESPN3  
 (HC) Homecoming  
 All Times Central

### ■ STRENGTH OF SCHEDULE

The Gulf South Conference is one of the toughest leagues in all of NCAA Division II year after year. The 2014 version of the GSC is no different as four teams are at least receiving votes in the American Football Coaches Association Poll.

MC's first GSC opponent of the season, North Alabama, has been ranked #5 all season long, while rival Delta State has moved all the way up to #11 in the rankings. West Georgia jumped into the most recent poll at #21, while West Alabama is receiving votes after falling to UWG last week and dropping out of the top 25. The Choctaws will also face Valdosta State for homecoming, who opened the year receiving votes.

The Choctaws also faced Division I-FCS Lamar earlier this season, falling to the Cardinals on the road, 55-10. They also will play Florida Tech, who defeated #12 Tarleton State at AT&T Stadium, 37-31.

### ■ FOLLOW THE ACTION LIVE

All 10 of MC's football games can be heard live on WHJT Star 93.5 FM with pre-game shows beginning 30 minutes prior to kick-off. Live video will be available for all four MC home games, including ESPN3 coverage of the Choctaws' games against North Alabama (Sept. 13) and West Alabama (Nov. 8). Live audio of all 10 games can also be accessed by going to the MC Athletics portal provided by Stretch Internet.

You can also follow live updates on the MC Athletics Twitter account by following @ChoctawSports. Look for post-game recaps and photo galleries on our Facebook page by searching ChoctawSports. We also invite you to follow us on Instagram for photos from each of our 17 intercollegiate sports.

### ■ QUICK FACTS

0-4, 0-2 GSC	Record	0-5
N/A	AFC Ranking	N/A
N/A	D2Football.com Ranking	N/A
John Bland	Head Coach	Anthony Givins
75-30 (10th)	Overall Record	N/A
0-4 (1st)	Record at School	0-5 (1st)
gochoctaws.com	Website	universityoffaithfl.org
First Meeting	Series	

### ■ THE BASICS

9.5	Points/Gm	13.0
43.0	Points Allowed/Gm	41.0
11.3	First Downs/Gm	10.3
126.5	Rush Yds/Gm	13.0
295.5	Rush Yds Allowed/Gm	258.3
4	Rushing TDs	4
12	Rushing TDs Allowed	12
59.0	Pass Yds/Gm	131.8
216.0	Pass Yds Allowed/Gm	254.5
1	Passing TDs	3
9	Passing TDs Allowed	10
185.5	Total Off/Gm	144.8
511.5	Total Def/Gm	512.8
10/48 (21%)	Third Down Pct.	N/A
-6	Turnover Margin	-8
4-6 (67%)	Red Zone Scoring Pct.	N/A
3-6 (50%)	Red Zone TD Pct.	N/A
28:07	Time of Possession	31:53

### ■ INDIVIDUAL LEADERS

Chris Ingram	Rushing	Diomi Roberts
55-201, 1 TD, 50.2 ypg		10-34, 0 TD, 34.0 ypg
Kyle Smith	Passing	Brandon Hames
13-26, 50%, 166 yds		37-80, 46%, 377 yds
1 TD, 1 INT, 41.5 ypg		1 TD, 5 INT, 125.7 ypg
Jaime Harris	Receiving	John Banks
11-175, 1 TD, 43.8 ypg		8-92, 1 TD, 30.7 ypg
Jake Weddle	Defense	Bryan Kilmurray
47 tkls, 27 Solo		25 tkls, 18 Solo
1.0 TFL-2 yds		6 TFL, 1.5 Sacks

### ■ THIS WEEK IN GSC FOOTBALL

#### THURSDAY (OCTOBER 9TH)

Shorter at Delta State 6:00 pm

#### SATURDAY (OCTOBER 11TH)

West Georgia at Valdosta State 2:00 pm  
 Univ. of Faith at Mississippi College 2:00 pm  
 North Alabama at UNC-Pembroke 4:00 pm  
 Florida Tech at West Alabama 6:00 pm

ALL TIMES CENTRAL

## MISSISSIPPI COLLEGE QUICK FACTS

Location ..... Clinton, MS 39058  
 Founded ..... 1826  
 Enrollment ..... 5,000  
 Nickname ..... Choctaws  
 School Colors ..... Blue and Gold  
 Stadium ..... Robinson-Hale Stadium  
 Capacity ..... 8,500  
 Affiliation ..... NCAA DII  
 Conference ..... Gulf South Conference  
 President ..... Dr. Lee G. Royce  
 Alma Mater ..... Vanderbilt  
 Athletic Director ..... Mike Jones  
 Sports Info. Director ..... David Nichols  
 Sports Info. Grad. Asst. .... Christy Wyne  
 SID Phone ..... 601-925-3234  
 SID E-mail ..... nichols@mc.edu

## UNIV. OF FAITH QUICK FACTS

School ..... University of Faith  
 Location ..... Ft. Lauderdale, Fla.  
 Founded ..... Not Available  
 Enrollment ..... Not Available  
 Nickname ..... Glory Eagles  
 School Colors ..... Green and White  
 Stadium ..... Not Available  
 Affiliation ..... American Small College Athletic  
 Conference ..... None  
 President ..... Don Johnson, Jr.  
 Athletic Director ..... Anthony Givins  
 Sports Info. Director (Football) ..... Not Available  
 Sports Info. Director ..... Not Available  
 SID Phone ..... Not Available  
 SID E-mail ..... Not Available

## MEDIA INFORMATION

### INTERVIEW REQUESTS

To request an interview with Coach Bland or any assistant coaches, do so by contacting the SID via email or by phone at 601-925-3234. Coaches are available to the media but not during practice. Once practice is completed, all requests can be filled.

On Choctaw game days, coaches and players are available following a ten minute cooling off period. No interviews can be conducted on game days prior to the game.

Phone interviews with players and coaches are also possible by contacting the SID. The best time to request a player or coach for a phone interview is in the morning.

### OFFICE OF ATHLETIC COMMUNICATIONS

The Mississippi College Office of Athletic Communications and Sports Information is located in the Moody Adams Field House, adjacent to Robinson-Hale Stadium.

### MESSAGE TO THE MEDIA

We hope that this publication is useful to you as you cover Mississippi College football this season. All efforts have been made to include information within these pages that you might find useful in covering the Choctaws.

If further information is needed then please don't hesitate to contact me directly so that request can be made.

Also be aware that all Choctaw home games and most MC home athletic events are digitally photographed, and photographs are immediately available upon request.

We appreciate all of your efforts to cover the Choctaws and we look forward to working with you this season.

Sincerely,

David Nichols, Assistant Athletic Director for Athletic Communications and Sports Information

### MEDIA SERVICES

Pre-game notes or media guides are available upon request. Game notes are released electronically on the Mississippi College website, periodically. They are also distributed to the media through email.

### CREDENTIAL REQUESTS

To request a credential or interview, do so by contacting the SID via email (nichols@mc.edu) or by phone at 601-925-3234. Credentials must be requested 24 hours in advance.

## 2014 MISSISSIPPI COLLEGE FOOTBALL SCHEDULE

Date	Opponent	Site	Time	Series
SEPT. 6	 BELHAVEN Blazers	Jackson, Miss. Newell Field	7:00 pm	MC leads 3-1
SEPT. 14	 NORTH ALABAMA Lions	Clinton, Miss. Robinson-Hale Stadium	7:00 pm	Series Tied 14-14-2
SEPT. 28	 LAMAR Cardinals	Beaumont, Texas Provost Umphrey Stadium	7:00 pm	MC leads 1-0
OCT. 5	 SHORTER Hawks	Rome, Ga. Barron Stadium	6:30 pm	First Meeting
OCT. 12	 UNIV. OF FAITH Glory Eagles	Clinton, Miss. Robinson-Hale Stadium	2:00 pm	First Meeting
OCT. 19	 VALDOSTA STATE Blazers	Clinton, Miss. Robinson-Hale Stadium	3:00 pm	MC leads 8-5-1
OCT. 26	 FLORIDA TECH Panthers	Melbourne, Fla. Pirate Stadium	12:00 pm	First Meeting
NOV. 2	 WEST GEORGIA Wolves	Carrollton, Ga. University Stadium	1:00 pm	MC leads 8-4
NOV. 9	 WEST ALABAMA Tigers	Clinton, Miss. Robinson-Hale Stadium	3:00 pm	MC leads 19-18-3
NOV. 16	 DELTA STATE Statesmen	Cleveland, Miss. Horace McCool Stadium	4:00 pm	DSU leads 17-15-2

## RECRUITING THE STATE OF FLORIDA

The Mississippi College football team has long recruited the state of Florida and had several outstanding players make the trip north. Tight end Renard Ellis was an All-American tight end from Winter Haven, Fla.

The 2014 Choctaws are no different with 15 players for the Sunshine state on the squad. MC boasts four players from Lake Worth (Adrian Cerrato, Connor Chavez, D'Andre Coleman and Chris Ori), two players from Fort Walton Beach (Jose Mireles Jr. and Therion Robinson) and two players from West Palm Beach (Jeremy Kennedy and Ronny Smith).

## BRAND NEW OPPONENTS

The Choctaws have three teams on the 2014 schedule that they have never faced before. Shorter and Florida Tech are Gulf South Conference opponents, while University of Faith will be a non-conference tilt.

The last time MC faced a team for the first time came back in 2012 when they played Webber International at home, grabbing a 31-24 win. Prior to that, they had not faced a first-time opponent since playing Wesley (DE) in the 2009 Division III playoffs.

## BIG PLAY JAIME HARRIS

Senior Jaime Harris was named a preseason All-American this season and has made a habit of making big plays at the wide receiver position. He is averaging 17.3 yards per catch with five touchdowns over his two seasons in Clinton.

Last week against Shorter, Harris took MC's first pass attempt of the game for a 62-yard touchdown to open the second half. The Frisco, Texas native has 11 of the team's 24 receptions with 175 of the team's 236 receiving yards.

In 2013, Harris caught 30 passes for 534 yards and four scores, averaging 17.8 yards per reception. He hauled in eight passes for 199 yards, including a 79-yard score, in last season's victory over East Texas Baptist.

## THE BROTHERS INGRAM

Chris and Steve Ingram will be back on the same team for the first time since the 2009 season when the two played for Southaven High School. Steve spent three seasons at Duke University, while Chris was a running back at Itawamba Community College.

## WHAT'S INSIDE

We hope these game notes will be helpful in preparing for Thursday night's game between Mississippi College and University of Faith. Inside, you will find rosters, depth charts and statistics for both teams. You will also meet the coaching and support staffs, as well as, see wrap-ups from each contest this season and a Gulf South Conference roundup.

For more information on Mississippi College athletics, visit [www.gochoctaws.com](http://www.gochoctaws.com). You can also follow us on our social media accounts by searching ChoctawSports on Twitter, Facebook and Instagram. There, you will find game updates, photo galleries and video interviews with the staff and student-athletes at MC.



## STATISTICS COMPARISON

MC	Opponent	Category	FAITH	Opponent
9.5	43.0	Scoring	13.0	41.0
11.3	28.0	First Downs/Gm	10.3	25.3
126.5	295.5	Rushing Yards/Gm	13.0	258.3
4	12	Rushing TD's	4	12
59.0	216.0	Passing Yards/Gm	131.8	254.5
1	9	Passing TD's	3	10
185.5	511.5	Total Offense/Gm	144.8	512.8
17.8	19.9	Kick Return Avg	20.1	22.5
0.0	11.1	Punt Return Avg	5.3	8.3
12-9	4-3	Fumbles-Lost	14-5	6-3
15-20.8	30-69.0	Penalties-Yards/Gm	36-100.7	41-155.0
41.3	34.7	Punt Avg	34.1	31.1
28:07	31:53	Time of Possession	28:07	31:53
10/48 (21%)	24/49 (49%)	3rd Down Pct	2/28 (7%)	10/28 (36%)
4/9 (44%)	6/9 (67%)	4th Down Pct	0/2 (0%)	4/5 (80%)
5-28	6-42	Sacks-Yards	2-12	7-77
5	23	Touchdowns Scored	7	22
1-4	5-6	Field Goals-Attempts	2-2	2-3
4-6 (67%)	20-24 (83%)	Red Zone Scores	3-3 (100%)	6-9 (67%)

## INDIVIDUAL STATISTICS

### MISSISSIPPI COLLEGE

Rushing	Att.	Yds.	Avg.	TD
Chris Ingram	55	201	3.7	1
Kyle Smith	48	160	3.3	3
James Banks	6	56	9.3	0
Therion Robinson	19	48	2.5	0

Passing	Att.	Comp.	Yds.	TD/Int.
Kyle Smith	26	13	166	1/1
Jonathon Redd	21	11	70	0/0

Receiving	Rec.	Yds.	Avg.	TD
Jaime Harris	11	175	15.9	1
Therion Robinson	4	35	8.8	0
Rashad Crisp	2	7	3.5	0
James Banks	2	4	2.0	0

Field Goals	Made-Att	Pct.	Long	Blkd
Hunter Estess	1-3	.333	37	1
Tyler Poe	0-1	.000	0	0

Punting	No.	Yds.	Avg.	Long
Matthew Turcotte	7	327	46.7	61
Tyler Poe	13	499	38.4	64

Punt Returns	No.	Yds.	Avg.	Long
N/A				

KO Returns	No.	Yds.	Avg.	Long
Adrian Cerrato	9	178	19.8	23
Chris Ingram	4	75	18.8	25

Scoring	TD	FG	PAT	Total
Kyle Smith	3	0-0	0-0	18
Chris Ingram	1	0-0	0-0	6
Jaime Harris	1	0-0	0-0	6
Tyler Poe	0	0-1	5-5	5
Hunter Estess	0	1-3	0-0	3

Defense	UT-AT	TT	TFL	Other
Jake Weddle	27-20	47	1.0	--
Reggie Bennett	22-17	39	--	1 BrUp
C.J. O'Quinn	10-12	22	5.0	0.5 Sacks
Seth McDonald	7-13	20	--	1 FF
Greg Jackson	6-13	19	1.0	1 FF
Kaleb Coleman	3-15	18	--	1 BrUp
Dylan Klibert	8-8	16	--	1 BrUp
Jarrett Jenkins	11-4	15	1.0	1 BrUp
Ashford Ashiofu	6-9	15	1.5	1.0 Sack
Alexander Greer	7-5	12	--	1 FR
D'Andre Coleman	3-8	11	--	1 BrUp
Lazarus Shelby	6-5	11	2.0	1.0 Sack

### UNIV. OF FAITH

Rushing	Att.	Yds.	Avg.	TD
Diomi Roberts	10	34	3.4	0
Terrell Brown	9	33	3.7	0
George Fribley	15	33	2.2	1
Shaquille Speights	6	10	1.7	2
Brandon Hames	22	-101	-4.6	0

Passing	Att.	Comp.	Yds.	TD/Int.
Brandon Hames	80	37	377	1/5

Receiving	Rec.	Yds.	Avg.	TD
John Banks	8	92	11.5	1
Sharod Harriel	5	58	11.6	0
Kendrick Battle	4	56	14.0	0
Diomi Roberts	4	18	4.5	0

Field Goals	Made-Att	Pct.	Long	Blkd
Brian Grace	2-2	1.000	30	0

Punting	No.	Yds.	Avg.	Long
Brian Grace	29	989	34.1	48

Punt Returns	No.	Yds.	Avg.	Long
John Banks	3	36	12.0	15

KO Returns	No.	Yds.	Avg.	Long
Diomi Roberts	3	148	49.3	78
George Fribley	7	143	20.4	66

Scoring	TD	FG	PAT	Total
Shaquille Speights	2	0-0	0-0	12
Brian Grace	0	2-2	2-3	8
George Fribley	1	0-0	0-0	6
John Banks	1	0-0	0-0	6

Defense	UT-AT	TT	TFL	Other
Bryan Kilmurray	18-8	26	6.0	1.5 Sacks
Xavier White	16-5	21	2.5	1.0 Sacks
Christian Calle	9-6	15	1.5	1 INT
Jayson Wine	7-3	10	1.0	1 INT
Shyheem Barthel	7-2	9	--	1 INT
Charles Booth	6-1	7	1.0	3 BrUp

## THE SERIES

- This will be the first-ever meeting between Mississippi College and University of Faith.

- The Choctaws have three opponents on this year's schedule that they will play for the first time (Shorter, Univ. of Faith and Florida Tech).

- MC is 6-9-2 all-time against teams from the state of Florida with Stetson being the most common opponent, meeting six times.

- This is the first of two opponents from the state of Florida MC will play this season (Oct. 25 - at Florida Tech).

## SERIES RESULTS

### FIRST MEETING

Most Points Scored by MC - N/A

Most Points Scored by Faith - N/A

Largest Margin of Victory for MC - N/A

Largest Margin of Victory for Faith - N/A

## WHAT'S NEXT

**Mississippi College vs. Valdosta State Univ.**  
**Saturday, October 18th - 3:00 pm**  
**Robinson-Hale Stadium - Clinton, Miss.**

The Choctaws will celebrate their 2014 "Homecoming" next Saturday when they host Valdosta State at 3:00 p.m. at Robinson-Hale Stadium.

This will be the 15th meeting between the Choctaws and the Blazers with MC holding an 8-5-1 edge in the series. The two teams have not played since VSU defeated MC in 1995, 42-16.

The Blazers won their first two games of the season, but have dropped their last two, conference games against Delta State (49-32) and North Alabama (31-29).

VSU had an off-week last week and will be back in action on Saturday when they host West Georgia at 2:00 p.m. at home. UWG is 5-0 with a 1-0 mark in the conference.



# JOHN BLAND

## HEAD COACH

### FIRST SEASON AT MISSISSIPPI COLLEGE UNIVERSITY OF ARKANSAS '89

On January 2, 2014, John Bland was announced as the 15th head football coach in Mississippi College history.

Bland comes to Mississippi College after an eight-year career at the University of the Cumberlands in Williamsburg, Ky. There, he went 70-21 with five Mid-South Conference championships ('07, '08, '09, '10, '13). He was also named MSC Coach of the Year five times, while having 103 players earn all-conference selections in his tenure.

In 2013, the Patriots went 13-1 and advanced to the NAIA national championship game after being ranked #1 in the country for the final two weeks of the season. Cumberlands spent most of the season ranked as the #1 or #2 team in all of NAIA. The Patriots had one of the top offenses in the nation, leading all of NAIA in rushing offense (4,978 yards), rushing offense per game (355.6 ypg) and scoring (616 points). Cumberlands also led the nation in third-down conversion percentage (53.2%).

Prior to his time at Cumberlands, Bland spent five seasons as the quarterbacks coach at Rice University in Houston, Texas. In 2001, the Owls went 8-4, gaining the most wins at the school since the 1953 season. Rice ranked sixth in the nation in rushing in 2002, second in 2003 and led the country in 2004. The Owls' quarterbacks accounted for one-third of the team's rushing totals during that time and in 2003, his signal-caller was the first in school history to rush and pass for 2,000 yards in a career.

Before his five seasons at Rice, Bland coached at Division II Southern Arkansas University for seven years. He was an assistant coach from 1994-99 and was promoted to the head coach for the 2000 season. While with the Muleriders, the offense broke several school and conference records and led the Gulf South Conference in scoring in 1998 and 1999. In 1997, SAU won the GSC and were ranked 10th in the country.

Prior to his time at Southern Arkansas, Bland served as an assistant coach at Central High School in Columbia, Tenn. He was a graduate assistant under Pat Dye at Auburn University and served as a student assistant at the University of Arkansas following his playing career.

Bland was a four-year letterman at the University of Arkansas as a quarterback. While in Fayetteville, the Razorbacks went to four straight bowl games, making appearances in the Holiday, Liberty, Orange and Cotton Bowls. He was named a permanent captain for the 1988 Southwest Conference Champions that compete in the Cotton Bowl.

Coach Bland holds a master's degree in Kinesiology from Auburn University and a bachelor's degree, also in Kinesiology, from the University of Arkansas. Originally from Knoxville, Tennessee, Bland is a graduate of Farragut High School where he was an All-State recipient playing at the quarterback and defensive back positions.

Coach Bland and his wife, Candis, have three children, Shreve, Jade, and Bo.

## COACHING CAREER

YEAR	SCHOOL	POSITION
1989-90	University of Arkansas	Student Assistant
1991-92	Auburn University	Graduate Assistant
1993	Central HS (Columbia, Tenn.)	Assistant Coach
1994-99	Southern Arkansas University	Assistant Coach
2000	Southern Arkansas University	Head Coach
2001-05	Rice University	Assistant Coach
2006-13	University of the Cumberlands (Ky.)	Head Coach
2014-	Mississippi College	Head Coach

## HEAD COACHING RECORD

YEAR	SCHOOL	RECORD	NOTES
2000	Southern Arkansas	5-5	6th in GSC
2006	Cumberlands (Ky.)	6-4	T-2nd in MSC East
2007	Cumberlands (Ky.)	8-3	MSC East Champs, NAIA 1st Round
2008	Cumberlands (Ky.)	10-2	MSC East Champs, NAIA 2nd Round
2009	Cumberlands (Ky.)	9-2	MSC East Champs, NAIA 1st Round
2010	Cumberlands (Ky.)	7-4	MSC West Champs, NAIA 1st Round
2011	Cumberlands (Ky.)	7-3	T-2nd in MSC West
2012	Cumberlands (Ky.)	10-2	2nd in MSC East, NAIA 2nd Round
2013	Cumberlands (Ky.)	13-1	MSC East Champs, NAIA Nat'l Runner-Up
<b>TOTAL</b>	<b>9 Seasons</b>	<b>75-26 (.743)</b>	<b>5 Conference Championships 6 NAIA Tournament Appearances</b>

GSC - Gulf South Conference | MSC - Mid-South Conference



■ 2014 MISSISSIPPI COLLEGE FOOTBALL COACHING STAFF



**Jay Bright**  
Quarterbacks



**Michael Collins**  
Defensive Coordinator



**Ricky Herzog**  
Defensive Backs



**Rod Smith**  
Defensive Line



**Edgar Weiser**  
Offensive Line



**Austin Gray**  
Graduate Assistant



**Cody McCallister**  
Graduate Assistant



**Cory York**  
Graduate Assistant



**Jim Harrison**  
Volunteer Assistant



**Paul Rasmussen**  
Volunteer Assistant



**Sylvain Alarcon**  
Student Assistant



**Reed Gordon**  
Student Assistant



**Mike Johnson**  
Student Assistant



**Connor Madigan**  
Student Assistant



**Daniel Sousa**  
Graduate Assistant

■ 2014 MISSISSIPPI COLLEGE FOOTBALL SUPPORT STAFF



**Shannon Bush**  
Administrative Assistant



**Grady Turman**  
Head of Transportation



**Tim Yancy**  
Equipment Manager

■ 2014 ATHLETIC TRAINING STAFF



**Matt Verret**  
Head Athletic Trainer

Matt Verret is entering his eighth year as the head athletic trainer at Mississippi College. He is responsible for overseeing 17 different school-sponsored sports.

Verret received his Master of Science degree in Sports Administration at Mississippi State after receiving his undergraduate degree from Louisiana State University. He has worked with the athletic training staffs at MSU, LSU, the Chicago Bears and the Manning Passing Academy.



**Alicia Thornburg**  
Asst. Athletic Trainer

Alicia Thornburg is entering her third season as the assistant athletic trainer at Mississippi College. Prior to this position, she served two years as a graduate assistant.

She will be the main contact for women's soccer and men's and women's basketball. She earned her Bachelor of Science in Athletic Training from the University of Southern Mississippi in 2007.



**Hudson Byrnes**  
Graduate Assistant



**Shaquinta Ickom**  
Graduate Assistant



**Andrea Wilson**  
Graduate Assistant



National Athletic Trainers' Association

## ■ ROBINSON-HALE STADIUM

The Choctaws play their home football games in the friendly confines of Robinson-Hale Stadium located in Clinton, MS.

The facility boasts a seating capacity of 8,500 people. Mississippi College routinely ranked among the top ten teams in the country in Division III in average attendance each season. In 2011, MC ranked 11th nationally in attendance. The Choctaws ranked 4th nationally in attendance in 2009 with an average of over 5,000 fans per game after ranking 3rd nationally in 2008.

In the summer of 2014, Robinson-Hale Stadium installed an impressive addition of a new video board to serve as the scoreboard for the field. Live video coverage, along with replays, graphics and advertisements will go on the scoreboard, as well.

Robinson-Hale Stadium underwent an impressive renovation prior to the 2005 season that included the installation of a new state-of-the-art synthetic playing surface as well as surrounding track facility. The synthetic surface was installed by Sprinturf, the same company who used by the Philadelphia Eagles and Tennessee Titans of the National Football League. The track addition gives MC one of the nicest facilities in the state. The total renovation project totaled more than one million dollars and was made possible by the generosity of MC supporters.

Robinson-Hale Stadium was opened during the 1985 season. The first game ever in the facility found the Choctaws blasting Jacksonville State 50-3. In the Dedication Game two weeks later, the Choctaws edged past Livingston University 14-7.

The stadium honors two men who helped establish Mississippi College football tradition. Stanley L. Robinson gave 36 years of service to the College as head coach and athletic director. Edwin (Goat) Hale, a football legend, was an outstanding offensive back and was the first back in Mississippi history to be named to the National Football Foundation Hall of Fame.





## ■ CHARLES AND ALINE WILLIAMS STRENGTH CENTER

Mississippi College boasts one of the premier strength facilities in the country among Division II universities. The Charles and Aline Williams Strength Center has more than 5,000 square feet of working area and provides Choctaw athletes with top of the line equipment necessary to the success of an athletics program.

The facility was originally furnished with state of the art strength equipment made possible by the donation of Mrs. Aline Williams in memory of her husband Charles H. Williams. In 2014, the strength center underwent a renovation as new equipment was brought in throughout the building.

The strength center contains the latest and best equipment such as Hammer strength equipment, three power clean platforms, rubberized dumbbells for Olympic lifts, three squat racks, cardiovascular equipment, and numerous other machines for use by all Mississippi college student athletes.

The strength center is located adjacent to Robinson-Hale stadium and provides a deck overlooking the football field for recruiting visits. The field can also be seen from inside the weight room with wall to wall windows on three sides of the facility.



## ■ 2014 MISSISSIPPI COLLEGE FOOTBALL ROSTER VS. UNIV. OF FAITH

##	NAME	POS.	HT.	WT.	CL.-EXP.	HOMETOWN (PREVIOUS SCHOOL)
1	Adrian Cerrato	RB	5-10	160	So.-1L	Lake Worth, Fla. (Park Vista HS)
2	James Banks	RB	5-8	185	So.-Tr.	Violet, La. (Louisiana Tech Univ.)
3	Chris Ingram	RB	5-10	215	Jr.-Tr.	Southaven, Miss. (Itawamba CC)
4	Chris Manning	DB	5-11	195	Fr.-HS	Section, Ala. (Section HS)
5	Jonathon Redd	QB	5-11	195	Sr.-3L	Mobile, Ala. (Mobile Christian)
6	Beaux Gipson	QB	5-9	180	Sr.-3L	Shreveport, La. (Glenbrook HS)
7	Kyle Smith	QB	6-1	180	Fr.-HS	Petal, Miss. (Petal HS)
8	Marcus Maddox	LB	6-1	200	Fr.-HS	Phenix City, Ala. (Smiths Station HS)
9	Devante Thomas	DB	5-8	170	Fr.-HS	Gulfport, Miss. (Gulfport HS)
10	Dylan Klibert	DB	5-11	210	Sr.-3L	LaPlace, La. (St. Charles Catholic)
11	Kirk Bryant	WR	5-11	175	Sr.-2L	Bullard, Texas (Bullard HS)
12	Greg Jackson	LB	5-8	175	Fr.-HS	Riviera Beach, Fla. (American Heritage Delray)
13	Khiran Williams	QB	5-9	175	Fr.-HS	Dothan, Ala. (Dothan HS)
14	Payton Gray	WR	5-10	170	Jr.-2L	Hoover, Ala. (Spain Park HS)
15	Jaime Harris	WR	5-9	185	Sr.-1L	Frisco, Texas (Ouachita Baptist Univ.)
16	Jonathan Rodriguez	DB	5-9	210	Fr.-HS	Labelle, Fla. (Glades Day School)
17	Trey Harris	DB	6-1	185	Fr.-HS	Smiths Station, Ala. (Smiths Station HS)
18	Keith Fulton	RB	5-10	190	Fr.-HS	New Orleans, La. (Archbishop Rummel HS)
20	Darryl Johnson	DB	5-10	165	So.-1L	Navarre, Fla. (Choctawhatchee HS)
21	Jarrett Jenkins	DB	5-9	185	Fr.-HS	Meridian, Miss. (Southeast Lauderdale HS)
22	D'Andre Coleman	DB	5-11	200	Jr.-1L	Lake Worth, Fla. (Kentucky Christian Univ.)
23	Reggie Bennett	DB	5-11	165	So.-1L	Amite, La. (Amite HS)
24	Therion Robinson	RB	5-11	175	So.-1L	Ft. Walton Beach, Fla. (Choctawhatchee HS)
25	Dossie Rivers	WR	6-1	180	So.-1L	Citronelle, Ala. (Citronelle HS)
27	Tyler Slaughter	DB	5-8	190	Jr.-Tr.	Mound Bayou, Miss. (Mississippi Delta CC)
28	C.J. O'Quinn	LB	6-0	225	Jr.-Tr.	Brookhaven, Miss. (Southwest Mississippi CC)
29	Darius Youngblood	RB	5-5	190	Jr.-Tr.	Vicksburg, Miss. (Hinds CC)
30	Hal Hart	DB	5-7	165	Fr.-HS	Raymond, Miss. (Terry HS)
31	Cliff Collins	DB	6-0	200	So.-1L	Mesquite, Texas (Poteet HS)
32	Bennett Rimmer	RB	5-10	230	Jr.-1L	Bay St. Louis, Miss. (St. Stanislaus HS)
33	Alexander Greer	LB	5-10	210	So.-1L	Southaven, Miss. (Univ. of Tennessee-Martin)
34	Brockton Tross Jr.	RB	5-8	190	So.-1L	Harvey, La. (Thomas Jefferson HS)
35	Alizee Chubbs	RB	5-9	205	Fr.-HS	Powder Springs, Ga. (McEachern HS)
36	Seth McDonald	LB	5-8	195	Jr.-Tr.	Soso, Miss. (Jones County JC)
38	Trace Lane	DB	5-10	190	Jr.-2L	Flora, Miss. (Tri-County Aca.)
40	Arik Washington	RB	6-1	225	Fr.-HS	York, Ala. (Russell Christian Aca.)
41	Hunter Estess	PK	5-9	200	Jr.-2L	Laurel, Miss. (West Jones HS)
42	Tyler Poe	PK	5-9	160	Jr.-Tr.	Pearl, Miss. (Hinds CC)
43	Chris Ori	LB	5-10	210	So.-1L	Lake Worth, Fla. (Park Vista HS)
44	Jake Weddle	LB	6-2	220	Sr.-2L	Frisco, Texas (Stephen F. Austin State Univ.)
45	Joseph Patterson	LB	5-10	200	Fr.-HS	Jackson, Tenn. (Univ. School of Jackson)
46	Jordan Jones	DL	5-10	280	So.-1L	Cypress, Texas (Cypress Woods HS)
47	L.J. Conway	LB	5-10	190	Fr.-HS	Gulfport, Miss. (D'Iberville HS)
48	K.C. Paxton	RB	5-8	165	Jr.-Tr.	Ocean Springs, Miss. (MS Gulf Coast CC)
50	Kaleb Coleman	LB	5-11	210	Fr.-HS	Robertsdale, Ala. (Robertsdale HS)
51	Jamaal White	OL	6-0	260	Jr.-Tr.	De Kalb, Miss. (East Mississippi Community CC)
52	Carl Rainey Jr.	DL	6-0	230	So.-1L	Pascagoula, Miss. (Pascagoula HS)
53	Ronny Smith	OL	6-1	285	Fr.-HS	West Palm Beach, Fla. (American Heritage Delray)
54	Tracy Allen	OL	6-1	260	Sr.-3L	Vacherie, La. (St. Charles Catholic)
55	Joseph Comeaux	DL	6-0	220	So.-1L	Houston, TX (Jersey Village HS)
56	D.J. Johnson	LB	6-1	230	Fr.-HS	Tuscaloosa, Ala. (Hillcrest HS)
57	Cody Madigan	OL	6-0	250	So.-1L	Long Beach, Miss. (Long Beach HS)
58	Brannon Schaffer	DL	6-3	245	Fr.-HS	Saraland, Ala. (Saraland HS)
59	Mitch Castro	LB	5-11	220	Jr.-Tr.	Santa Clara, Calif. (Simon Fraser Univ.)
60	Steve Ingram	DL	6-2	330	Gr.-Tr.	Southaven, Miss. (Duke Univ.)
62	Brady Brian	OL	6-1	275	So.-1L	Slaughter, La. (Silliman Institute)
64	Landon Dunham	OL	6-1	315	Jr.-Tr.	Brandon, Miss. (Hinds CC)
67	Gray Threadgill	LS	5-10	210	Fr.-HS	Madison, Miss. (Germantown HS)
71	Zach Thweatt	OL	6-1	280	Fr.-HS	Vance, Miss. (Gautier HS)
72	Patrick Dohrenwend	OL	6-2	300	Fr.-HS	Graceville, Fla. (Graceville HS)
73	Daniel Brickhouse	OL	6-3	255	So.-1L	Mobile, Ala. (Baker HS)
77	Buck Covington	OL	6-2	275	Fr.-HS	Madison, Miss. (Madison Central HS)
78	Jacob Antonio	OL	6-4	290	Sr.-2L	McCalla, Ala. (John Carroll HS)
79	Ben Wiles	OL	6-1	290	Sr.-1L	Long Beach, Miss. (Mississippi Gulf Coast CC)
80	Robert Bates Jr.	WR	5-10	170	Fr.-HS	Tuscaloosa, Ala. (Central HS)
81	Ryan Pope	DL	6-2	210	Fr.-HS	Laurel, Miss. (Northeast Jones HS)
82	Rashad Crisp	WR	5-11	170	Jr.-1L	Ridgeland, Miss. (Holmes CC)
83	Matthew Turcotte	P	6-2	195	Fr.-HS	Philadelphia, Miss. (Neshoba Central HS)
84	Mason Manguno	TE	6-2	230	So.-1L	Germantown, Tenn. (Briarcrest Christian)
85	Connor Chavez	TE	5-11	205	So.-1L	Lake Worth, Fla. (Palm Beach Central HS)
86	Jeremy Kennedy	WR	5-10	165	Fr.-HS	West Palm Beach, Fla. (Lake Worth HS)
87	Justin Sones	OL	6-3	245	Jr.-2L	Flora, Miss. (Tri-County Aca.)
89	Matthew Graham	TE	6-0	225	Fr.-HS	Hernando, Miss. (Hernando HS)
92	Ashford Ashiofu	DL	6-0	255	So.-1L	Sugar Land, Texas (Kempner HS)
93	Willie Collard	P	6-2	270	So.-1L	Olive Branch, Miss. (DeSoto Central HS)
94	Jordan Vander Vorste	P	5-9	195	Sr.-3L	Tyler, Texas (Bishop T.K. Gorman HS)
97	Jonotario Woodcox	DL	6-1	250	Sr.-1L	Jackson, Miss. (Hinds CC)
98	Lazarus Shelby	DL	6-1	255	Jr.-Tr.	Collins, Miss. (Jones County JC)
99	Josh Williams	DL	6-2	275	Sr.-3L	Tyler, Texas (Robert E. Lee HS)

## ■ DEPTH CHART

LEFT TACKLE					
62	Brady Brian	6'1	275	So.-1L	
54	Tracy Allen	6'1	260	Sr.-3L	
LEFT GUARD					
64	Landon Dunham	6'1	315	Jr.-Tr.	
77	Buck Covington	6'2	275	Fr.-HS	
CENTER					
71	Zach Thweatt	6'1	280	Fr.-HS	
53	Ronny Smith	6'1	285	Fr.-HS	
RIGHT GUARD					
79	Ben Wiles	6'1	290	Sr.-1L	
57	Cody Madigan	6'0	250	So.-1L	
RIGHT TACKLE					
51	Jamaal White	6'0	260	Jr.-Tr.	
78	Jacob Antonio	6'4	290	Sr.-2L	
QUARTERBACK					
7	Kyle Smith	6'1	180	Fr.-HS	
5	Jonathon Redd	5'11	195	Sr.-3L	
A-BACK					
3	Chris Ingram	5'10	215	Jr.-Tr.	
48	K.C. Paxton	5'8	165	Jr.-Tr.	
B-BACK					
2	James Banks	5'8	185	So.-Tr.	
29	Darius Youngblood	5'5	190	Jr.-Tr.	
C-BACK					
24	Therion Robinson	5'11	175	So.-1L	
1	Adrian Cerrato	5'10	160	So.-1L	
WIDE RECEIVER					
15	Jaime Harris	5'9	185	Sr.-1L	
82	Rashad Crisp	5'11	170	Jr.-1L	
TIGHT END					
87	Justin Sones	6'3	245	Jr.-2L	
85	Connor Chavez	5'11	205	So.-1L	
DEFENSIVE END					
92	Ashford Ashiofu	6'0	255	So.-1L	
97	Jonotario Woodcox	6'1	250	Sr.-1L	
NOSE GUARD					
99	Josh Williams	6'2	275	Sr.-3L	
46	Jordan Jones	5'10	280	So.-1L	
DEFENSIVE END					
98	Lazarus Shelby	6'1	255	Jr.-Tr.	
58	Brannon Schaffer	6'3	245	Fr.-HS	
INSIDE LINEBACKER					
28	C.J. O'Quinn	6'0	225	Jr.-Tr.	
43	Chris Ori	5'10	210	So.-1L	
MIDDLE LINEBACKER					
44	Jake Weddle	6'2	220	Sr.-2L	
50	Kaleb Coleman	5'11	210	Fr.-HS	
INSIDE LINEBACKER					
36	Seth McDonald	5'8	195	Jr.-Tr.	
33	Alexander Greer	5'10	210	So.-1L	
CORNERBACK					
20	Darryl Johnson	5'10	165	So.-1L	
4	Chris Manning	5'11	195	Fr.-HS	
CORNERBACK					
21	Jarrett Jenkins	5'9	185	Fr.-HS	
22	D'Andre Coleman	5'11	200	Jr.-1L	
STRONG SAFETY					
10	Dylan Klibert	5'11	210	Sr.-3L	
27	Tyler Slaughter	5'8	190	Jr.-Tr.	
STRONG SAFETY					
31	Cliff Collins	6'0	200	So.-1L	
8	Marcus Maddox	6'1	200	Fr.-HS	
FREE SAFETY					
23	Reggie Bennett	5'11	165	So.-1L	
9	Devante Thomas	5'8	170	Fr.-HS	
PUNTER					
83	Matthew Turcotte	6'2	195	Fr.-HS	
42	Tyler Poe	5'9	160	Jr.-Tr.	
PLACEKICKER					
41	Hunter Estess	5'9	200	Jr.-2L	
42	Tyler Poe	5'9	160	Jr.-Tr.	

## 2014 MISSISSIPPI COLLEGE FOOTBALL INDIVIDUAL STATISTICS

### RUSHING

Name	G	Att	Gain	Lost	Net	Avg	TD	Long	Avg/G
Chris Ingram	4-4	55	219	18	201	3.7	1	54	50.2
Kyle Smith	4-2	48	193	33	160	3.3	3	42	40.0
James Banks	4-4	6	56	0	56	9.3	0	20	14.0
Therion Robinson	4-2	19	59	11	48	2.5	0	11	12.0
Kirk Bryant	4-0	2	31	3	28	14.0	0	31	7.0
Adrian Cerrato	4-2	13	40	19	21	1.6	0	15	5.2
Jaime Harris	4-4	1	16	0	16	16.0	0	16	4.0
Joseph Satcher	3-0	1	4	0	4	4.0	0	4	1.3
Jonathon Redd	3-2	17	29	34	-5	-0.3	0	6	-1.7
TEAM	2-0	1	0	23	-23	-23.0	0	0	-11.5
<b>Total</b>	<b>4</b>	<b>163</b>	<b>647</b>	<b>141</b>	<b>506</b>	<b>3.1</b>	<b>4</b>	<b>54</b>	<b>126.5</b>
<b>Opponents</b>	<b>4</b>	<b>190</b>	<b>1242</b>	<b>60</b>	<b>1182</b>	<b>6.2</b>	<b>12</b>	<b>67</b>	<b>295.5</b>

### PASSING

Name	G	Effic	Cmp	Att	Int	Pct	Yds	TD	Long	Avg/G
Kyle Smith	4-2	108.6	13	26	1	50.0	166	1	62	41.5
Jonathon Redd	3-2	80.4	11	21	0	52.4	70	0	19	23.3
<b>Total</b>	<b>4</b>	<b>96.0</b>	<b>24</b>	<b>47</b>	<b>1</b>	<b>51.1</b>	<b>236</b>	<b>1</b>	<b>62</b>	<b>59.0</b>
<b>Opponents</b>	<b>4</b>	<b>148.1</b>	<b>76</b>	<b>119</b>	<b>1</b>	<b>63.9</b>	<b>864</b>	<b>9</b>	<b>44</b>	<b>216.0</b>

### RECEIVING

Name	G	No.	Yds	Avg	TD	Long	Avg/G
Jaime Harris	4-4	11	175	15.9	1	62	43.8
Therion Robinson	4-2	4	35	8.8	0	19	8.8
Rashad Crisp	4-0	2	7	3.5	0	5	1.8
James Banks	4-4	2	4	2.0	0	3	1.0
Chris Ingram	4-4	2	0	0.0	0	1	0.0
Darius Youngblood	3-0	1	11	11.0	0	11	3.7
Adrian Cerrato	4-2	1	3	3.0	0	3	0.8
Kirk Bryant	4-0	1	1	1.0	0	1	0.2
<b>Total</b>	<b>4</b>	<b>24</b>	<b>236</b>	<b>9.8</b>	<b>1</b>	<b>62</b>	<b>59.0</b>
<b>Opponents</b>	<b>4</b>	<b>76</b>	<b>864</b>	<b>11.4</b>	<b>9</b>	<b>44</b>	<b>216.0</b>

### TOTAL OFFENSIVE YARDS

Name	G	Plays	Rush	Pass	Total	Avg/G
Kyle Smith	4	74	160	166	326	81.5
Chris Ingram	4	55	201	0	201	50.2
Jonathon Redd	3	38	-5	70	65	21.7
James Banks	4	6	56	0	56	14.0
Therion Robinson	4	19	48	0	48	12.0
Kirk Bryant	4	2	28	0	28	7.0
Adrian Cerrato	4	13	21	0	21	5.2
Jaime Harris	4	1	16	0	16	4.0
Joseph Satcher	3	1	4	0	4	1.3
TEAM	2	1	-23	0	-23	-11.5
<b>Total</b>	<b>4</b>	<b>210</b>	<b>506</b>	<b>236</b>	<b>742</b>	<b>185.5</b>
<b>Opponents</b>	<b>4</b>	<b>309</b>	<b>1182</b>	<b>864</b>	<b>2046</b>	<b>511.5</b>

### SCORING

Name	TD	FGs	Kick	Rush	Rcv	Pass	Saf	DXP	Pts
Kyle Smith	3	0-0	0-0	0-0	0	0-0	0	0	18
Chris Ingram	1	0-0	0-0	0-0	0	0-0	0	0	6
Jaime Harris	1	0-0	0-0	0-0	0	0-0	0	0	6
Tyler Poe	0	0-1	5-5	0-0	0	0-0	0	0	5
Hunter Estess	0	1-3	0-0	0-0	0	0-0	0	0	3
<b>Total</b>	<b>5</b>	<b>1-4</b>	<b>5-5</b>	<b>0-0</b>	<b>0</b>	<b>0-0</b>	<b>0</b>	<b>0</b>	<b>38</b>
<b>Opponents</b>	<b>23</b>	<b>5-6</b>	<b>19-20</b>	<b>0-1</b>	<b>0</b>	<b>0-2</b>	<b>0</b>	<b>0</b>	<b>172</b>

### PUNT RETURNS

Name	No.	Yds	Avg	TD	Long
<b>Total</b>	<b>0</b>	<b>0</b>	<b>0.0</b>	<b>0</b>	<b>0</b>
<b>Opponents</b>	<b>7</b>	<b>78</b>	<b>11.1</b>	<b>0</b>	<b>45</b>

### INTERCEPTION RETURNS

Name	No.	Yds	Avg	TD	Long
Chris Manning	1	17	17.0	0	17
<b>Total</b>	<b>1</b>	<b>17</b>	<b>17.0</b>	<b>0</b>	<b>17</b>
<b>Opponents</b>	<b>1</b>	<b>50</b>	<b>50.0</b>	<b>0</b>	<b>50</b>

### KICK RETURNS

Name	No.	Yds	Avg	TD	Long
Adrian Cerrato	9	178	19.8	0	23
Chris Ingram	4	75	18.8	0	25
Therion Robinson	3	53	17.7	0	21
Jaime Harris	2	28	14.0	0	15
Joseph Patterson	2	27	13.5	0	18
Kaleb Coleman	1	9	9.0	0	8
Tyler Slaughter	1	11	11.0	0	11
C.J. O'Quinn	1	39	39.0	0	39
Lazarus Shelby	1	7	7.0	0	7
<b>Total</b>	<b>24</b>	<b>427</b>	<b>17.8</b>	<b>0</b>	<b>39</b>
<b>Opponents</b>	<b>10</b>	<b>199</b>	<b>19.9</b>	<b>0</b>	<b>34</b>

### FUMBLE RETURNS

Name	No.	Yds	Avg	TD	Long
<b>Total</b>	<b>0</b>	<b>0</b>	<b>0.0</b>	<b>0</b>	<b>0</b>
<b>Opponents</b>	<b>1</b>	<b>2</b>	<b>2.0</b>	<b>2</b>	<b>2</b>

### FIELD GOALS

Name	FGM/FGA	Pct	20-29	30-39	40-49	Lg	Blkd
Tyler Poe	0-1	0.0	0-0	0-1	0-0	0	0
Hunter Estess	1-3	33.3	0-0	1-2	0-1	37	1

### PUNTING

Name	No.	Yds	Avg	Lg	TB	FC	I20	50+	Blk
Tyler Poe	13	499	38.4	64	0	1	4	1	0
Matthew Turcotte	7	327	46.7	61	0	1	4	1	0
<b>Total</b>	<b>20</b>	<b>826</b>	<b>41.3</b>	<b>64</b>	<b>0</b>	<b>2</b>	<b>8</b>	<b>2</b>	<b>0</b>
<b>Opponents</b>	<b>9</b>	<b>312</b>	<b>34.7</b>	<b>57</b>	<b>0</b>	<b>2</b>	<b>5</b>	<b>1</b>	<b>0</b>

### KICKOFFS

Name	No.	Yds	Avg	TB	OB	Retn	Net	YdLn
Tyler Poe	10	601	60.1	0	0			
<b>Total</b>	<b>10</b>	<b>601</b>	<b>60.1</b>	<b>0</b>	<b>0</b>	<b>19.9</b>	<b>40.2</b>	<b>24</b>
<b>Opponents</b>	<b>31</b>	<b>1692</b>	<b>54.6</b>	<b>6</b>	<b>1</b>	<b>17.8</b>	<b>36.0</b>	<b>29</b>

### ALL-PURPOSE YARDS

Name	G	RUN	REC	PR	KR	IR	TOT	AVG
Chris Ingram	4	201	0	0	75	0	276	69.0
Jaime Harris	4	16	175	0	28	0	219	54.8
Adrian Cerrato	4	21	3	0	178	0	202	50.5
Kyle Smith	4	160	0	0	0	0	160	40.0
Therion Robinson	4	48	35	0	53	0	136	34.0
James Banks	4	56	4	0	0	0	60	15.0
C.J. O'Quinn	4	0	0	0	39	0	39	9.8
Kirk Bryant	4	28	1	0	0	0	29	7.2
Joseph Patterson	3	0	0	0	27	0	27	9.0
Chris Manning	4	0	0	0	0	17	17	4.2
Darius Youngblood	3	0	11	0	0	0	11	3.7
Tyler Slaughter	4	0	0	0	11	0	11	2.8
Kaleb Coleman	4	0	0	0	9	0	9	2.2
Lazarus Shelby	4	0	0	0	7	0	7	1.8
Rashad Crisp	4	0	7	0	0	0	7	1.8
Joseph Satcher	3	4	0	0	0	0	4	1.3
Jonathon Redd	3	-5	0	0	0	0	-5	-1.7
TEAM	2	-23	0	0	0	0	-23	-11.5
<b>Total</b>	<b>4</b>	<b>506</b>	<b>236</b>	<b>0</b>	<b>427</b>	<b>17</b>	<b>1186</b>	<b>296.5</b>
<b>Opponents</b>	<b>4</b>	<b>1182</b>	<b>864</b>	<b>78</b>	<b>199</b>	<b>50</b>	<b>2373</b>	<b>593.2</b>

## ■ 2014 MISSISSIPPI COLLEGE FOOTBALL DEFENSIVE STATISTICS

Name	G	Solo	Ast	Total	TFL-Yds	Sack/Yds	Int-Yds	BU	PD	FR-Yds	FF	Blk Kick	Saf
Jake Weddle	4-4	27	20	47	1.0 - 2	.	.	.	.	.	.	.	.
Reggie Bennett	4-4	22	17	39	.	.	.	1	1	.	.	.	.
C.J. O'Quinn	4-4	10	12	22	5.0 - 17	0.5 - 8	.	.	.	.	.	.	.
Seth McDonald	4-0	7	13	20	.	.	.	.	.	.	1	.	.
Greg Jackson	4-2	6	13	19	1.0 - 6	.	.	.	.	.	1	.	.
Kaleb Coleman	4-0	3	15	18	.	.	.	1	1	.	.	.	.
Dylan Klibert	4-4	8	8	16	.	.	.	1	1	.	.	.	.
Jarrett Jenkins	4-2	11	4	15	1.0 - 1	.	.	1	1	.	.	.	.
Ashford Ashiofu	4-4	6	9	15	1.5 - 3	1.0 - 2	.	.	.	.	.	.	.
Alexander Greer	3-2	7	5	12	.	.	.	.	.	1 - 0	.	.	.
D'Andre Coleman	4-2	3	8	11	.	.	.	1	1	.	.	.	.
Lazarus Shelby	4-2	6	5	11	2.0 - 5	1.0 - 3	.	.	.	.	.	.	.
Jordan Jones	4-0	3	7	10	1.0 - 4	1.0 - 4	.	.	.	.	.	.	.
Carl Rainey Jr.	2-2	6	4	10	1.0 - 4	1.0 - 4	.	.	.	.	.	.	.
Chris Manning	4-0	7	2	9	.	.	1 - 17	1	2	.	.	.	.
Marcus Maddox	4-0	8	1	9	.	.	.	.	.	.	.	.	.
Darryl Johnson	4-4	3	5	8	.	.	.	2	2	.	.	.	.
Jonotario Woodcox	4-0	4	4	8	0.5 - 7	0.5 - 7	.	.	.	.	.	.	.
Chris Ori	3-2	1	5	6	.	.	.	.	.	.	.	.	.
Trace Lane	4-2	2	3	5	.	.	.	.	.	.	.	.	.
Brannon Schaffer	4-0	2	3	5	.	.	.	1	1	.	.	.	.
Tyler Slaughter	4-0	2	2	4	1.0 - 2	.	.	.	.	.	.	.	.
Jaime Harris	4-4	2	1	3	.	.	.	.	.	1 - 0	.	.	.
Jonathan Rodriguez	4-0	1	1	2	.	.	.	.	.	.	.	.	.
Gray Threadgill	4-0	1	1	2	.	.	.	.	.	.	.	.	.
Adrian Cerrato	4-2	1	1	2	.	.	.	.	.	.	.	.	.
Payton Gray	3-0	1	.	1	.	.	.	.	.	.	.	.	.
Bennett Rimmer	1-0	1	.	1	.	.	.	.	.	.	.	.	.
Joseph Satcher	3-0	.	1	1	.	.	.	.	.	.	.	.	.
Devante Thomas	2-0	.	1	1	.	.	.	.	.	.	.	.	.
Josh Williams	4-4	.	1	1	.	.	.	.	.	.	.	.	.
Cliff Collins	2-0	1	.	1	.	.	.	.	.	.	.	.	.
TEAM	2-0	.	.	.	.	.	.	.	.	1 - 0	.	.	.
<b>Total</b>	<b>4-0</b>	<b>162</b>	<b>172</b>	<b>334</b>	<b>15 - 51</b>	<b>5 - 28</b>	<b>1 - 17</b>	<b>9</b>	<b>10</b>	<b>3 - 0</b>	<b>2</b>	.	.
<b>Opponents</b>	<b>4-0</b>	<b>122</b>	<b>148</b>	<b>270</b>	<b>31 - 112</b>	<b>6 - 42</b>	<b>1 - 50</b>	<b>8</b>	<b>9</b>	<b>9 - 2</b>	<b>4</b>	<b>1</b>	.

## 2014 MISSISSIPPI COLLEGE FOOTBALL GAME-BY-GAME STARTING LINEUPS

OFFENSE	QB	A-BACK	B-BACK	C-BACK	WR	TE	LT	LG	C	RG	RT
Belhaven	Redd	Ingram	Banks	Cerrato	Harris	Sones	Brian	White	Dunham	Wiles	Brickhouse
North Alabama	Redd	Ingram	Banks	Cerrato	Harris	Manguo	Allen	Dunham	R. Smith	Wiles	White
Lamar	K. Smith	Ingram	Banks	Robinson	Harris	Manguo	Allen	Dunham	R. Smith	Wiles	Sones
Shorter	K. Smith	Ingram	Banks	Robinson	Harris	Sones	Allen	Dunham	R. Smith	Wiles	White
Univ. of Faith											
Valdosta State											
Florida Tech											
West Georgia											
West Alabama											
Delta State											

DEFENSE	DE	NT	DE	ILB	MLB	ILB	CB	CB	SS	SS	FS
Belhaven	Ashiofu	Williams	Rainey Jr.	O'Quinn	Weddle	Ori	Johnson	Coleman	Klibert	Lane	Bennett
North Alabama	Ashiofu	Williams	Rainey Jr.	O'Quinn	Weddle	Ori	Johnson	Coleman	Klibert	Lane	Bennett
Lamar	Ashiofu	Williams	Shelby	O'Quinn	Weddle	Greer	Johnson	Jenkins	Klibert	Jackson	Bennett
Shorter	Ashiofu	Williams	Shelby	O'Quinn	Weddle	Greer	Johnson	Jenkins	Klibert	Jackson	Bennett
Univ. of Faith											
Valdosta State											
Florida Tech											
West Georgia											
West Alabama											
Delta State											

### 2014 SCORING DRIVES

#### AT BELHAVEN

Started at	Plays	Yards	Time	Result
MC 26	3	74	1:05	TD
MC 30	8	70	4:35	TD

#### VS. NORTH ALABAMA

Started at	Plays	Yards	Time	Result
N/A				

#### AT LAMAR

Started at	Plays	Yards	Time	Result
LAM 30	8	30	4:19	TD
MC 18	4	-2	1:48	FG

#### AT SHORTER

Started at	Plays	Yards	Time	Result
MC 31	7	69	3:39	TD
MC 38	1	62	0:10	TD

#### VS. UNIV. OF FAITH

Started at	Plays	Yards	Time	Result

#### VS. VALDOSTA STATE

Started at	Plays	Yards	Time	Result

#### AT FLORIDA TECH

Started at	Plays	Yards	Time	Result

#### AT WEST GEORGIA

Started at	Plays	Yards	Time	Result

#### VS. WEST ALABAMA

Started at	Plays	Yards	Time	Result

#### AT DELTA STATE

Started at	Plays	Yards	Time	Result

### CHARTING THE BIG PLAYS

#### --- RUSHING ---

Player	20-29	30-39	40-49	50+	Total
J. Banks	1	-	-	-	1
K. Bryant	-	1	-	-	1
C. Ingram	-	-	-	1	1
K. Smith	1	-	1	-	2
<b>Total</b>	<b>2</b>	<b>1</b>	<b>1</b>	<b>1</b>	<b>5</b>

#### --- PASSING ---

Player	20-29	30-39	40-49	50+	Total
K. Smith	1	-	1	1	3
<b>Total</b>	<b>1</b>	<b>-</b>	<b>1</b>	<b>1</b>	<b>3</b>

#### --- RECEIVING ---

Player	20-29	30-39	40-49	50+	Total
J. Harris	1	-	1	1	3
<b>Total</b>	<b>1</b>	<b>-</b>	<b>1</b>	<b>1</b>	<b>3</b>

#### --- KICK RETURNS ---

Player	20-29	30-39	40-49	50+	Total
Cerrato	5	-	-	-	5
C. Ingram	2	-	-	-	2
O'Quinn	-	1	-	-	1
Robinson	1	-	-	-	1
<b>Total</b>	<b>8</b>	<b>1</b>	<b>-</b>	<b>-</b>	<b>9</b>

#### --- PUNT RETURNS ---

Player	20-29	30-39	40-49	50+	Total
N/A					
<b>Total</b>	<b>-</b>	<b>-</b>	<b>-</b>	<b>-</b>	<b>-</b>

#### --- FUMBLE RETURNS ---

Player	20-29	30-39	40-49	50+	Total
N/A					
<b>Total</b>	<b>-</b>	<b>-</b>	<b>-</b>	<b>-</b>	<b>-</b>

#### --- INTERCEPTION RETURNS ---

Player	20-29	30-39	40-49	50+	Total
N/A					
<b>Total</b>	<b>-</b>	<b>-</b>	<b>-</b>	<b>-</b>	<b>-</b>

### LONGEST PLAYS

#### RUSHING

54yds C. Ingram  
at Belhaven (9/6)

#### PASSING

62yds J. Harris from K. Smith  
at Shorter (10/2)

#### PUNT RETURN

NONE

#### KICK RETURN

39yds C. O'Quinn  
at Lamar (9/20)

#### INTERCEPTION RETURN

17yds C. Manning  
at Lamar (9/20)

#### FUMBLE RETURN

NONE

#### PUNT

64yds T. Poe  
at Belhaven (9/6)

#### FIELD GOAL

37yds H. Estess  
at Lamar (9/20)

### IN THE RED ZONE

When the offense moves the ball inside the opponent's 20-yard line, the offense is considered to be in the "red zone," and in prime scoring position. The following chart shows how the Choctaw offense performs inside the "red zone" during the 2014 season:

Game	Chances	TD	FG	TO	Downs Missed	FG	Half
at Belhaven	1	1	0	0	0	0	0
North Alabama	2	0	0	0	1	1	0
at Lamar	2	1	1	0	0	0	0
at Shorter	1	1	0	0	0	0	0
Univ. of Faith							
Valdosta State							
at Florida Tech							
at West Georgia							
West Alabama							
Delta State							
<b>Total</b>	<b>6</b>	<b>3</b>	<b>1</b>	<b>0</b>	<b>1</b>	<b>1</b>	<b>0</b>
<b>Opponent</b>	<b>24</b>	<b>15</b>	<b>5</b>	<b>2</b>	<b>2</b>	<b>0</b>	<b>0</b>

MC Scoring Percentage: 4-of-6 (.667)

MC Points Scored: 24

Opponent Scoring Percentage: 20-of-24 (.833)

Opponent Points Scored: 117

## 2014 UNIVERSITY OF FAITH FOOTBALL ROSTER

NO.	NAME	POS.	HT.	WT.	HOMETOWN
3	Battle, Kendrick	WR	5'10"	165	St. Petersburg, FL
4	Harriel, Sharod	WR	6'3"	180	Cleawater, FL
5	Snape, Fernando	WR	5'11"	170	Port Saint Lucie, FL
6	Roberts, Diomi	RB	5'7"	160	Cleawater, FL
7	Brown, Rico	WR	5'10"	135	Tampa, FL
8	Grace, Brian	K	6'2"	170	Clearwater, FL
9	Banks, John	WR	6'0"	170	St. Petersburg, FL
10	Hames, Brandon	QB	6'0"	173	St. Petersburg, FL
11	Crews, Vincent	QB	5'10"	170	St. Petersburg, FL
12	Walton, Torey	QB	6'1"	165	Tampa, FL
20	Martinez, John-Paul	FS	6'0"	190	Ft. Lauderdale, FL
21	Booth, Charles	CB	6'0"	170	Tampa, FL
22	Wine, Jayson	CB	5'11"	175	Cleawater, FL
23	Boyd, Jaylin	CB	6'0"	170	Atlanta, GA
24	Barthel, Shyheem	FS	6'0"	195	Tampa, FL
25	King, Marquavious	CB	6'2"	175	Atlanta, GA
26	Fribley, George	RB	5'9"	175	Brooksville, FL
27	Brown, Terrell	RB	5'6"	145	Sarasota, FL
28	Bascomb, Anthony	RB	6'2"	183	Cleawater, FL
29	Daniels, LeVonte	CB	6'3"	160	St. Petersburg, FL
30	Scott, Sage	RB	5'7"	175	Pinellas Park, FL
31	Hall, Maurice	LB	6'0"	210	St. Petersburg, FL
32	Johnson, Javaughn	FS	6'2"	185	Tampa, FL
33	Boyd, Chad	WR	5'10"	170	Lauderdale Lakes, FL
34	Everett, James	WR	5'8"	160	Tampa, FL
36	Culpepper, Terrance	FS	5'11"	215	Ft. Lauderdale, FL
38	Hayes, Jabari	RB	5'11"	193	Tampa, FL
40	Calle, Christian	FB	5'8"	175	Tampa, FL
41	Scott, Ty	FS	6'3"	213	Palmetto, FL
50	Coffield, Kyle	LB	5'11"	210	Lutz, FL
51	White, Xavier	LB	6'1"	223	Pensacola, FL
52	Kilmurray, Bryan	LB	6'2"	250	Sandy Hook, CT
53	Byrd, Marcus	LB	5'10"	194	St. Petersburg, FL
54	Dowdell, Carlo	LB	6'0"	195	Atlanta, GA
55	McCloud, Antoine	LB	5'11"	220	Tampa, FL
56	Walls, Shon	LB	6'3"	210	St. Petersburg, FL
57	Hines, Quentin	LB	6'4"	210	St. Petersburg, FL
58	Black, Charles	LB	6'1"	185	Tallahassee, FL
62	Tores, Christian	OL	6'4"	340	Tampa, FL
63	Exavier, Steven	OL	6'4"	350	Ft. Lauderdale, FL
64	Hugabook, Anthony	OL	6'1"	280	St. Petersburg, FL
65	Lopez, Sonny	OL	6'1"	320	Coral Springs, FL
70	Young, Nigel	OL	6'3"	275	Ft. Lauderdale, FL
71	Roger-Joseph, Tanis	OL	6'6"	310	Ft. Lauderdale, FL
72	Calloway, Tony	DL	6'2"	240	Clewiston, FL
75	Lewis, Greg	OL	6'6"	285	Ft. Lauderdale, FL
80	Zambrana, Jose	TE	6'0"	210	Miami, FL
88	Cooper, Charles	TE	6'1"	250	St. Petersburg, FL
89	Jenkins, Adrian	TE	6'3"	205	Tampa, FL
90	Graham, Jarvis	DL	6'3"	280	Ft. Lauderdale, FL
91	Winfield, Robert	DL	6'2"	210	St. Petersburg, FL
92	Fowler, Hunter	DL	5'11"	225	Cleawater, FL
93	Braddock, Jesse	DL	6'4"	260	Tampa, FL
95	Reid, D'Marcus	DL	6'5"	235	Wurberg, Germany
96	Martin, Freddie	DL	6'4"	250	Tampa, FL
98	O'Brien, Patrick	DL	5'7"	250	Tampa, FL

## DEPTH CHART

### QUARTERBACK

10	Brandon Hames	6'0	173
11	Vincent Crews	5'10	170
12	Torey Walton	6'1	165

### RUNNING BACK

6	Diomi Roberts	5'7	160
28	Anthony Bascomb	6'2	183

### WIDE RECEIVER

3	Kendrick Battle	5'10	165
4	Sharod Harriel	6'3	180
9	John Banks	6'0	170

### OFFENSIVE LINE

62	Christian Tores	6'4	340
----	-----------------	-----	-----

### OFFENSIVE LINE

63	Steven Exavier	6'4	350
----	----------------	-----	-----

### OFFENSIVE LINE

64	Anthony Hugabook	6'1	280
----	------------------	-----	-----

### OFFENSIVE LINE

65	Sonny Lopez	6'1	320
----	-------------	-----	-----

### OFFENSIVE LINE

75	Greg Lewis	6'6	285
----	------------	-----	-----

### DEFENSIVE LINE

95	D'Marcus Reid	6'5	235
----	---------------	-----	-----

### DEFENSIVE LINE

91	Robert Winfield	6'2	210
----	-----------------	-----	-----

### DEFENSIVE LINE

93	Jesse Braddock	6'4	260
----	----------------	-----	-----

### DEFENSIVE LINE

92	Hunter Fowler	5'11	225
----	---------------	------	-----

### LINEBACKER

51	Xavier White	6'1	223
----	--------------	-----	-----

### LINEBACKER

52	Bryan Kilmurray	6'2	250
----	-----------------	-----	-----

### LINEBACKER

31	Maurice Hall	6'0	210
----	--------------	-----	-----

### CORNERBACK

21	Charles Booth	6'0	170
----	---------------	-----	-----

### CORNERBACK

23	Jaylin Boyd	6'0	170
----	-------------	-----	-----

### FREE SAFETY

24	Shyheem Barthel	6'0	195
----	-----------------	-----	-----

### FREE SAFETY

41	Ty Scott	6'3	213
----	----------	-----	-----

## 2014 SHORTER FOOTBALL INDIVIDUAL STATISTICS

### RUSHING

Name	G	Att	Gain	Lost	Net	Avg	TD	Long	Avg/G
Dodson, Eric	3	40	266	43	223	5.6	2	40	74.33
McCoy, B.J.	3	61	191	6	185	3.0	2	20	61.67
Wilson, Kirk	3	18	154	3	151	8.4	0	55	50.33
Helvie, Devin	3	10	45	3	42	4.2	0	13	14.00
Coles, Aki	3	8	44	0	44	5.5	0	15	14.67
Fowler, Sean	1	1	2	0	2	2.0	0	2	2.00
Turner, Darius	3	2	0	0	0	0.0	0	0	0.00
Griffin, Frank	2	1	0	0	0	0.0	0	0	0.00
Team	2	5	0	10	-10	-2.0	0	0	-5.00
<b>TOTAL</b>	<b>3</b>	<b>146</b>	<b>702</b>	<b>65</b>	<b>637</b>	<b>4.4</b>	<b>4</b>	<b>55</b>	<b>212.33</b>
<b>Opponents</b>	<b>3</b>	<b>98</b>	<b>379</b>	<b>91</b>	<b>288</b>	<b>2.9</b>	<b>2</b>	<b>25</b>	<b>96.00</b>

### PASSING

Name	G	Effic	Cmp Att	Int Pct	Yds	TD	Long	Avg/G
Dodson, Eric	3	142.83	13-27-1	48.15 %	171	4	29	57.00
<b>TOTAL</b>	<b>3</b>	<b>142.83</b>	<b>13-27-1</b>	<b>48.15 %</b>	<b>171</b>	<b>4</b>	<b>29</b>	<b>57.00</b>
<b>Opponents</b>	<b>3</b>	<b>117.57</b>	<b>63-108-10</b>	<b>58.33 %</b>	<b>764</b>	<b>6</b>	<b>54</b>	<b>254.67</b>

### RECEIVING

Name	G	No.	Yds	Avg	TD	Long	Avg/G
Helvie, Devin	3	2	41	20.50	0	24	13.67
Turner, Darius	3	3	39	13.00	1	24	13.00
Wilson, Kirk	3	3	32	10.67	1	29	10.67
Clark, Bruce	3	2	24	12.00	1	14	8.00
Fowler, Sean	1	1	20	20.00	1	20	20.00
Lawhorn, Trey	2	2	15	7.50	0	8	7.50
<b>TOTAL</b>	<b>3</b>	<b>13</b>	<b>171</b>	<b>13.15</b>	<b>4</b>	<b>29</b>	<b>57.00</b>
<b>Opponents</b>	<b>3</b>	<b>63</b>	<b>764</b>	<b>12.13</b>	<b>6</b>	<b>54</b>	<b>254.67</b>

### SCORING

Name	TD	FGs	Kick	Rush	Rcv	Pass	Saf	DXP	Pts
Dodson, Eric	2	0	0	0	0	0	0	0	12
McCoy, B.J.	2	0	0	0	0	0	0	0	12
Postell, Troy	0	0	8	0	0	0	0	0	8
Turner, Darius	1	0	0	0	0	0	0	0	6
Shaw, Jordan	1	0	0	0	0	0	0	0	6
Wilson, Kirk	1	0	0	0	0	0	0	0	6
Clay, Wesley	1	0	0	0	0	0	0	0	6
Fowler, Sean	1	0	0	0	0	0	0	0	6
Clark, Bruce	1	0	0	0	0	0	0	0	6
Langford, Kenny	0	2	0	0	0	0	0	0	6
<b>TOTAL</b>	<b>10</b>	<b>2</b>	<b>8</b>	<b>0</b>	<b>0</b>	<b>0</b>	<b>0</b>	<b>0</b>	<b>74</b>
<b>Opponents</b>	<b>9</b>	<b>3</b>	<b>8</b>	<b>0</b>	<b>0</b>	<b>0</b>	<b>0</b>	<b>0</b>	<b>71</b>

### PUNT RETURNS

Name	No.	Yds	Avg	TD	Long
Dukes, Kendarius	1	0	0	0	0
<b>TOTAL</b>	<b>1</b>	<b>0</b>	<b>0</b>	<b>0</b>	<b>0</b>
<b>Opponents</b>	<b>5</b>	<b>23</b>	<b>4.60</b>	<b>0</b>	<b>10</b>

### INTERCEPTION RETURNS

Name	No.	Yds	Avg	TD	Long
Shaw, Jordan	6	118	19.67	1	100
Clay, Wesley	1	88	88.00	1	82
Wilson, Luke	1	19	19.00	0	19
Dorcin, Willy	1	0	0.00	0	0
Jones, Jevarius	1	-1	-1.00	0	0
<b>TOTAL</b>	<b>10</b>	<b>224</b>	<b>22.40</b>	<b>2</b>	<b>100</b>
<b>Opponents</b>	<b>1</b>	<b>17</b>	<b>17.00</b>	<b>0</b>	<b>17</b>

### KICK RETURNS

Name	No.	Yds	Avg	TD	Long
Wilson, Kirk	8	144	18.00	0	26
Helvie, Devin	1	13	13.00	0	13
Wilson, Luke	1	-6	-6.00	0	0
<b>TOTAL</b>	<b>10</b>	<b>151</b>	<b>15.10</b>	<b>0</b>	<b>26</b>
<b>Opponents</b>	<b>15</b>	<b>359</b>	<b>23.93</b>	<b>1</b>	<b>93</b>

### FIELD GOALS

Name	FGM/FGA	Pct	20-29	30-39	40-49	Lg	Blkd
Langford, Kenny	2-2	1.0	0	1	0	37	0
Postell, Troy	0-1	0.0	0	0	0	0	0

### PUNTING

Name	No.	Yds	Avg	Lg	TB	FC	I20	50+	Blk
Mize, Aaron	17	578	34.00	65	2	3	4	1	0
<b>TOTAL</b>	<b>17</b>	<b>578</b>	<b>34.00</b>	<b>65</b>	<b>2</b>	<b>3</b>	<b>4</b>	<b>1</b>	<b>0</b>
<b>Opponents</b>	<b>7</b>	<b>268</b>	<b>38.29</b>	<b>45</b>	<b>0</b>	<b>2</b>	<b>5</b>	<b>0</b>	<b>0</b>

### KICKOFFS

Name	No.	Yds	Avg	TB	OB	Retn	Net	YdLn
Postell, Troy	12	693	57.8	0	0			
Langford, Kenny	3	143	47.7	0	0			
<b>Totals</b>	<b>15</b>	<b>836</b>	<b>55.7</b>	<b>0</b>	<b>0</b>			
<b>Opponents</b>	<b>15</b>	<b>840</b>	<b>56.0</b>	<b>3</b>	<b>2</b>			

## ■ 2014 SHORTER FOOTBALL DEFENSIVE STATISTICS

Name	G	Solo	Ast	Total	TFL-Yds	Sack/Yds	Int-Yds	BU	PD	FR-Yds	FF	Blk Kick	Saf
Shaw, Jordan	3	16	9	25	-	-	6-118	0	0	-	0	0	0
Jones, Jevarius	3	18	2	20	2.0-7	1.0-4	1--1	2	2	1-0	1	0	0
Butts, Zach	3	12	8	20	2.5-10	0.5-3	-	0	0	-	0	0	0
Clay, Wesley	3	15	2	17	1.0-5	-	1-88	0	1	1-10	1	0	0
Horton, Trevaris	3	9	5	14	5.5-25	4.5-24	-	0	0	-	0	0	0
Bryant, Santavious	3	7	6	13	1.0-1	-	-	2	0	-	0	0	0
Brown, Reggie	3	6	4	10	1.0-1	-	-	1	0	-	0	0	0
Dorcin, Willy	3	9	0	9	1.0-3	-	1-	1	0	-	0	0	0
Carswell, Greg	3	8	1	9	2.0-6	1.0-5	-	0	0	1-0	0	0	0
Wilson, Luke	3	3	5	8	-	-	1-19	0	0	-	0	0	0
Teare-Ketter, Andrew	2	2	6	8	1.0-3	-	-	0	0	-	0	0	0
Gooden, Romaine	3	5	3	8	1.5-6	-	-	0	1	-	0	0	0
Knight, Kevin	3	5	2	7	-	-	-	0	0	-	0	0	0
Stephens, Howard	3	4	3	7	1.0-8	1.0-8	-	0	1	-	0	0	0
Fields, Pat	3	1	4	5	0.5-1	-	-	1	1	-	0	0	0
Dennis, Ramar	3	0	4	4	-	-	-	0	0	-	0	0	0
Lewis, Noah	3	3	1	4	0.5-1	-	-	0	0	-	0	0	0
Jackson, Rodney	3	2	1	3	-	-	-	0	0	-	0	0	0
McCoy, B.J.	3	1	2	3	-	-	-	0	0	-	0	0	0
Hart, Freddie	3	2	1	3	1.0-1	-	-	0	0	-	0	0	0
Kimble, Josh	2	2	0	2	1.0-8	-	-	0	0	-	0	0	0
Rhymes, Gerald	3	0	2	2	-	-	-	0	0	-	0	0	0
Simpson, Cody	3	1	1	2	0.5-3	-	-	0	0	-	0	0	0
Wiley, Justin	3	1	0	1	-	-	-	0	0	-	0	0	0
Dukes, Kendarius	2	0	1	1	-	-	-	0	0	-	0	0	0
Burge, Ben	1	1	0	1	-	-	-	0	0	-	0	0	0
Peterson, Ben	3	1	0	1	-	-	-	0	0	-	0	0	0
Clark, Bruce	3	0	1	1	-	-	-	0	0	-	0	0	0
Carswell, Ulysses	2	0	1	1	-	-	-	0	0	-	0	0	0
Brown, Jeremiah	2	0	1	1	-	-	-	0	0	-	0	0	0
Bryant, Aaron	1	0	0	0	-	-	-	1	0	-	0	0	0
<b>TOTAL</b>	<b>3</b>	<b>134</b>	<b>76</b>	<b>210</b>	<b>23.0-89</b>	<b>8.0-44</b>	<b>10-224</b>	<b>8</b>	<b>6</b>	<b>3-10</b>	<b>2</b>	<b>0</b>	<b>0</b>
<b>Opponents</b>	<b>3</b>	<b>116</b>	<b>108</b>	<b>224</b>	<b>15.0-45</b>	<b>4.0-25</b>	<b>1-17</b>	<b>2</b>	<b>2</b>	<b>4-0</b>	<b>1</b>	<b>1</b>	<b>0</b>

## Belhaven 32, Mississippi College 14

Game #1 - September 6, 2014  
H.T. Newell Field - Jackson, Miss.

**JACKSON, Miss.** – The Mississippi College football team opened the 2014 season with a 32-14 loss to Belhaven University on Saturday night at H.T. Newell Field.

The Choctaws (0-1) rushed for 146 yards on 39 carries, led by junior Chris Ingram with 70 yards on 15 rushes. The highlight of the night came on his 54-yard touchdown run that cut the score to 13-7 with 13:18 remaining in the first half.

Freshman quarterback Kyle Smith came into the game in the third series of the night and led the Choctaws on back-to-back scoring drives, including an eight-play, 70-yard drive that ended with Smith running seven yards into the end zone. The run made the score 20-14 heading into halftime. On the night, the Petal native rushed for 58 yards on 10 carries.

The Blazers (2-0) got on the scoreboard first in the first quarter when Darien Thomas caught a 12-yard pass from Conner Preston. The lead was pushed out to 13-0 as Preston found Nate Williams for an eight-yard score to cap a 10-play, 92-yard drive. On the night, Preston was 30-of-45 for 294 yards and three touchdowns.

The defenses settled in as the second half started with neither team scoring in the third quarter. On the first drive of the fourth quarter for the Choctaws, senior quarterback Jonathon Redd found senior wide receiver Jaime Harris with a pass across the middle for 17 yards. With the score only 20-14, Harris appeared to never go down on the play, but an inadvertent whistle stopped what could have been a game-changing play.

On the ensuing drive, Belhaven would go 40 yards in seven plays and score on a three-yard run by Kadero Edley. They would add another touchdown late in the fourth quarter to clinch the 18-point win.

Sophomore Reggie Bennett led the Choctaw defense with 10 tackles, while senior Jake Weddle had nine on the night. Sophomore Jordan Jones had three tackles to go along with a sack. Junior C.J. O'Quinn posted eight tackles with a team-high 2.0 tackles for loss.

Alvin Vaughn led Belhaven with 17 tackles in the contest.

The Choctaws will be back in action next Saturday when they host #5 North Alabama at 7:00 p.m. at Robinson-Hale Stadium. It will be the first Gulf South Conference game for the Choctaw football program since the 1995 season.

Score by Quarters	1st	2nd	3rd	4th	FINAL
Mississippi College	0	14	0	0	14
Belhaven	7	13	0	12	32

### 1st Quarter

05:37 BU - Thomas 12 yd pass from Preston (Acosta kick)

### 2nd Quarter

14:30 BU - Williams 8 yd pass from Preston (Forrest pass failed)

13:18 MC - Ingram 54 yd run (Poe kick)

09:17 BU - Thomas 33 yd pass from Preston (Acosta kick)

04:36 MC - K. Smith 7 yd run (Poe kick)

### 3rd Quarter

NONE

### 4th Quarter

08:37 BU - Edley 3 yd run (Preston pass failed)

03:27 BU - Preston 1 yd run (Preston rush failed)

## North Alabama 58, Mississippi College 0

Game #2 - September 13, 2014  
Robinson-Hale Stadium - Clinton, Miss.

**CLINTON, Miss.** – The Mississippi College football team played their first Gulf South Conference game in over 18 years, falling to #5 North Alabama, 58-0, on Saturday night at Robinson-Hale Stadium.

The Choctaws (0-2, 0-1 GSC) are currently in transition from Division III to Division II, and their first GSC game was against the nationally-ranked Lions (1-0, 1-0 GSC). The game was broadcast on ESPN3 as the GSC-TV Game of the Week presented by Florida's Space Coast.

UNA took the opening drive down the field for a touchdown, a four-yard strike from Luke Wingo to Dajzon Dukes, capping a nine-play 76-yard drive. Wingo, the starting quarterback, threw for 88 yards and two touchdowns and rushed for 61 yards and a score.

Junior running back Chris Ingram led the Choctaws with 54 rushing yards on 12 carries. Sophomore James Banks rushed five times for 47 yards.

Sophomore Reggie Bennett led the Choctaws with 14 tackles, while senior Jake Weddle had 10.

The Choctaws will be back in action next Saturday when they travel to face Division I-FCS opponent, Lamar, at 7:00 p.m. in Beaumont, Texas. The Lions play their home opener next Saturday against Langston.

Score by Quarters	1st	2nd	3rd	4th	FINAL
North Alabama	28	17	6	7	58
Mississippi College	0	0	0	0	0

### 1st Quarter

11:52 UNA - Dukes 4yd pass from Wingo (Pontius kick)

03:09 UNA - K. Jones 18yd pass from Tucker (Pontius kick)

01:56 UNA - Scott 11yd pass from Wingo (Pontius kick)

00:14 UNA - Wingo 55yd run (Pontius kick)

### 2nd Quarter

08:40 UNA - Tucker 4yd run (Pontius kick)

06:05 UNA - Kimble 3yd run (Pontius kick)

00:41 UNA - Pontius 25yd field goal

### 3rd Quarter

04:31 UNA - J. Jones 2yd fumble recovery (Henke kick failed)

### 4th Quarter

13:45 UNA - Simmons 3yd run (Henke kick)

TEAM STATS	MC	BEL
First Downs	14	29
Rushes-Yards	39-146	39-206
Passing Yards	31	294
Comp.-Att.-Int.	6-17-0	30-46-0
Total Plays-Yards	56-177	85-500
Fumbles-Lost	1-1	0-0
Penalties-Yards	2-8	8-75
Punts-Avg.	7-38.1	3-32.3
Punt returns	0-0	1-20
Kickoff returns	5-102	3-44
Interceptions	0-0	0-0
Possession Time	28:05	31:55
3rd-Down Conv.	3 of 13	8 of 15
4th-Down Conv.	1 of 2	1 of 4
Red-Zone Scores	1-1	4-6
Sacks By-Yards	2-19	2-23

### INDIVIDUAL LEADERS

#### Rushing

MC Ingram	15car, 70yds, 1 TD
K. Smith	10car, 58yds, 1 TD
Cerrato	4car, 23yds
Robinson	5car, 10yds
BEL Spikes	14car, 117yds
Odom	8car, 33yds
Edley	4car, 27yds, 1 TD
Preston	9car, 10yds, 1 TD

#### Passing

MC Redd	4-11, 25yds
K. Smith	2-6, 6yds
BEL Preston	30-45, 294yds, 3 TD

#### Receiving

MC Harris	3rec, 26yds
BEL Livingston	9rec, 95yds
Thomas	6rec, 85yds, 2 TD

TEAM STATS	UNA	MC
First Downs	26	11
Rushes-Yards	52-329	48-132
Passing Yards	140	19
Comp.-Att.-Int.	13-22-0	6-10-0
Total Plays-Yards	74-469	58-151
Fumbles-Lost	1-1	0-0
Penalties-Yards	7-62	4-28
Punts-Avg.	3-40.7	7-40.1
Punt returns	3-59	0-0
Kickoff returns	1-23	5-82
Interceptions	0-0	0-0
Possession Time	27:25	32:35
3rd-Down Conv.	9 of 13	2 of 15
4th-Down Conv.	0 of 0	0 of 2
Red-Zone Scores	7-8	0-2
Sacks By-Yards	0-0	1-4

### INDIVIDUAL LEADERS

#### Rushing

MC Ingram	12car, 54yds
Banks	5car, 47yds
Harris	1car, 16yds
UNA Kimble	14car, 68yds, 1 TD
Tucker	8car, 70yds, 1 TD
Wingo	5car, 61yds, 1 TD

#### Passing

MC Redd	4-6, 9yds
K. Smith	2-4, 10yds
UNA Wingo	8-11, 88yds, 2 TD
Tucker	4-8, 50yds, 1TD

#### Receiving

MC Banks	2rec, 4yds
Robinson	1rec, 7yds
UNA Mayhall	2rec, 30yds
Scott	2rec, 26yds, 1 TD

## Lamar 55, Mississippi College 10

Game #3 - September 20, 2014  
Provost Umphrey Stadium - Beaumont, Texas

**BEAUMONT, Texas** – The Mississippi College football team traveled to face Division I-FCS Lamar on Saturday night and came away with a 55-10 loss at Provost Umphrey Stadium.

After the Cardinals (3-1) scored on their opening possession, the Choctaws (0-3) answered with an 8-play, 30-yard drive that was capped off by a 12-yard touchdown run from freshman quarterback Kyle Smith, who earned his first career start on the night. Junior linebacker C.J. O'Quinn set up the drive with a 39-yard kickoff return to put MC in prime scoring position.

Lamar would march down the field on their next possession and make the score 14-7 with 2:21 remaining in the first quarter. On MC's next possession, freshman punter Matthew Turcotte nailed a 43-yard punt that the Cardinals muffed, setting the Choctaws up for a 37-yard field goal by junior Hunter Estess to cut the deficit to 14-10 in the opening minutes of the second quarter. Turcotte earned his first start of the season and had a big night, averaging 48.5 yards per punt with a long of 61 yards and three kicks landing inside the 20-yard line.

After the Cardinals pushed the lead out to 24-10, the Choctaws connected on a 40-yard pass play from Smith to senior Jaime Harris, and MC looked poised to kick a field goal and head into the half with an 11-point deficit. Estess missed the 38-yard attempt, and Lamar followed that up with a 44-yard touchdown pass on the final play of the half to go into the locker room with a 31-10 advantage.

In the second half, The Cardinals scored three touchdowns, including falling on an MC fumble in the end zone to take the final score to 55-10. Quarterback Caleb Berry threw for 379 yards and three touchdowns in the game as the Lamar offense piled up 661 yards of total offense on 79 plays.

Junior running back Chris Ingram led the MC offense with 104 rushing yards on 16 carries, averaging 6.5 yards per carry. He also tallied 75 kick return yards to pile up 180 all-purpose yards on the night. Harris caught four passes for 62 yards, while sophomore Therion Robinson caught two balls for 17 yards. Smith completed 5-of-7 passes for 55 yards and rushed for 17 yards and a touchdown on 13 carries.

Senior linebacker Jake Weddle led the Choctaws with 10 tackles, while junior D'Andre Coleman and freshman Greg Jackson had nine tackles. Freshman Chris Manning picked off MC's first pass of the season in the fourth quarter and took the ball back 17 yards. Junior Lazarus Shelby had two tackles, including a sack on the night.

Score by Quarters	1st	2nd	3rd	4th	FINAL
Mississippi College	7	3	0	0	10
Lamar	14	17	17	7	55

### 1st Quarter

11:17 LAM - Gladney 6yd pass from Berry (Davis kick)  
06:51 MC - K. Smith 12yd run (Poe kick)  
02:29 LAM - Harris 1yd run (Davis kick)

### 2nd Quarter

13:41 MC - Estess 37yd field goal  
11:02 LAM - Davis 28yd field goal  
01:50 LAM - Harris 1yd run (Davis kick)  
00:00 LAM - Begelton 44yd pass from Berry (Davis kick)

### 3rd Quarter

08:35 LAM - Brown 17yd pass from Berry (Davis kick)  
03:46 LAM - Davis 25yd field goal  
01:35 LAM - Harris 37yd run (Davis kick)

### 4th Quarter

02:42 LAM - Johnson 0yd fumble recovery (Davis kick)

### TEAM STATS

	MC	LAM
First Downs	11	34
Rushes-Yards	43-64	36-282
Passing Yards	91	379
Comp.-Att.-Int.	8-11-0	30-43-1
Total Plays-Yards	54-155	79-661
Fumbles-Lost	5-3	2-1
Penalties-Yards	3-10	11-94
Punts-Avg.	4-48.5	1-43.0
Punt returns	0-0	2--2
Kickoff returns	9-176	3-71
Interceptions	1-17	0-0
Possession Time	30:04	29:56
3rd-Down Conv.	3 of 11	3 of 8
4th-Down Conv.	1 of 2	1 of 1
Red-Zone Scores	2-2	6-6
Sacks By-Yards	1-3	3-18

### INDIVIDUAL LEADERS

#### Rushing

MC Ingram	16car, 40yds
K. Smith	13car, 17yds, 1 TD
Robinson	6car, 12yds
LAM Harris	15car, 134yds, 3 TD
Salenga	12car, 75yds
Berry	5car, 40yds

#### Passing

MC K. Smith	5-7, 55yds
Redd	3-4, 36yds
LAM Berry	30-40, 379yds, 3 TD

#### Receiving

MC Harris	4rec, 62yds
Robinson	2rec, 17yds
LAM Harris	6rec, 34yds
Barrett	5rec, 93yds
Brown	5rec, 64 yds, 1 TD

## Shorter 27, Mississippi College 14

Game #4 - October 2, 2014  
Barron Stadium - Rome, Ga.

**ROME, Ga.** – The Mississippi College football team took a lead into the fourth quarter, but Shorter University scored 14 unanswered points in the final stanza to grab a 27-14 win on Thursday night at Historic Barron Stadium.

The Choctaws (0-4, 0-2 GSC) took an early lead, their first of the season, when freshman Kyle Smith pushed in from one yard out, giving MC a 7-0 advantage with 5:39 left in the first quarter. Smith had a 42-yard run on the first offensive play of the game for the Choctaws after they forced a missed field goal on the opening drive for the Hawks (3-1, 1-0 GSC). Shorter would kick two field goals the rest of the first half, but MC was able to take a 7-6 lead into the intermission.

MC took the opening kickoff to open the second half, but a fumble gave Shorter the ball in Choctaw territory. B.J. McCoy capped off a six-play drive with a five-yard run to give the Hawks their first lead of the game at 13-7.

The Choctaws would answer right back as on the first play of the next drive, Smith found senior Jaime Harris for a 62-yard touchdown pass that gave MC the lead 14-13. Smith threw for 95 yards and rushed for 75, while Harris caught three passes for 84 yards. The Choctaws would maintain the lead through the third quarter and went into the fourth with the advantage.

The Hawks used a couple of big plays in the fourth quarter to score 14 points and come back for the win. Quarterback Eric Dodson rushed in from 35 yards out on a 4th-and-5 to give Shorter the lead and Aaron Bryant capped off the win with a 67-yard run with 10 minutes to go.

Defensively, senior Jake Weddle led the Choctaws with 18 tackles, including 14 solo stops. He fell one tackle shy of his career-high after posting 19 last season against Webber International. Junior C.J. O'Quinn led the team with two tackles for loss on the night. Jevaris Jones led the Hawks with eight tackles and two for loss.

Score by Quarters	1st	2nd	3rd	4th	FINAL
Mississippi College	7	0	7	0	14
Shorter	3	3	7	14	27

### 1st Quarter

05:39 MC - K. Smith 1yd run (Poe kick)  
00:18 SU - Langford 20yd FG

### 2nd Quarter

08:09 SU - Langford 32yd FG

### 3rd Quarter

11:16 SU - McCoy 5yd run (Langford kick)  
11:01 MC - Harris 62yd pass from K. Smith (Poe kick)

### 4th Quarter

14:41 SU - Dodson 35yd run (Langford kick)  
10:40 SU - Bryant 67yd run (Langford kick)

### TEAM STATS

	MC	SU
First Downs	9	23
Rushes-Yards	33-164	63-365
Passing Yards	95	51
Comp.-Att.-Int.	4-9-1	3-8-0
Total Plays-Yards	42-259	71-416
Fumbles-Lost	3-2	1-1
Penalties-Yards	6-37	4-45
Punts-Avg.	2-42.0	2-25.0
Punt returns	0-0	1-1
Kickoff returns	5-67	3-61
Interceptions	0-0	1-50
Possession Time	21:45	38:15
3rd-Down Conv.	2 of 9	4 of 13
4th-Down Conv.	2 of 3	4 of 4
Red-Zone Scores	1-1	3-4
Sacks By-Yards	1-2	1-1

### INDIVIDUAL LEADERS

#### Rushing

MC K. Smith	15car, 75yds, 1 TD
Ingram	12car, 37yds
SU McCoy	23car, 94yds, 1 TD
Bryant	5car, 82yds, 1 TD
Dodson	13car, 66yds, 1 TD

#### Passing

MC K. Smith	4-9, 95yds, 1 TD
SU Dodson	3-8, 51yds

#### Receiving

MC Harris	3rec, 84yds, 1 TD
Robinson	1rec, 11yds
SU Bryant	1rec, 31yds
Dukes	1rec, 12yds
Simpson	1rec, 8yds

## Univ. of Faith at Mississippi College

Game #5 - October 11, 2014  
Robinson-Hale Stadium - Clinton, Miss.

GAME RECAP

Score by Quarters	1st	2nd	3rd	4th	FINAL
Univ. of Faith	-	-	-	-	-
Mississippi College	-	-	-	-	-
1st Quarter					
2nd Quarter					
3rd Quarter					
4th Quarter					

TEAM STATS	FAITH	MC	INDIVIDUAL LEADERS
First Downs	-	-	<b>Rushing</b>
Rushes-Yards	-	-	MC
Passing Yards	-	-	FAITH
Comp.-Att.-Int.	-	-	
Total Plays-Yards	-	-	<b>Passing</b>
Fumbles-Lost	-	-	MC
Penalties-Yards	-	-	FAITH
Punts-Avg.	-	-	<b>Receiving</b>
Punt returns	-	-	MC
Kickoff returns	-	-	
Interceptions	-	-	FAITH
Possession Time	-	-	
3rd-Down Conv.	-	-	
4th-Down Conv.	-	-	
Red-Zone Scores	-	-	
Sacks By-Yards	-	-	

## Valdosta State at Mississippi College

Game #6 - October 18, 2014  
Robinson-Hale Stadium - Clinton, Miss.

GAME RECAP

Score by Quarters	1st	2nd	3rd	4th	FINAL
Valdosta State	-	-	-	-	-
Mississippi College	-	-	-	-	-
1st Quarter					
2nd Quarter					
3rd Quarter					
4th Quarter					

TEAM STATS	VSU	MC	INDIVIDUAL LEADERS
First Downs	-	-	<b>Rushing</b>
Rushes-Yards	-	-	MC
Passing Yards	-	-	VSU
Comp.-Att.-Int.	-	-	
Total Plays-Yards	-	-	<b>Passing</b>
Fumbles-Lost	-	-	MC
Penalties-Yards	-	-	VSU
Punts-Avg.	-	-	<b>Receiving</b>
Punt returns	-	-	MC
Kickoff returns	-	-	
Interceptions	-	-	VSU
Possession Time	-	-	
3rd-Down Conv.	-	-	
4th-Down Conv.	-	-	
Red-Zone Scores	-	-	
Sacks By-Yards	-	-	

## Mississippi College at Florida Tech

Game #7 - October 25, 2014  
Pirate Stadium - Melbourne, Fla.

GAME RECAP

Score by Quarters	1st	2nd	3rd	4th	FINAL
Mississippi College	-	-	-	-	-
Florida Tech	-	-	-	-	-
1st Quarter					
2nd Quarter					
3rd Quarter					
4th Quarter					

TEAM STATS	MC	FIT	INDIVIDUAL LEADERS
First Downs	-	-	<b>Rushing</b>
Rushes-Yards	-	-	MC
Passing Yards	-	-	FIT
Comp.-Att.-Int.	-	-	
Total Plays-Yards	-	-	<b>Passing</b>
Fumbles-Lost	-	-	MC
Penalties-Yards	-	-	FIT
Punts-Avg.	-	-	<b>Receiving</b>
Punt returns	-	-	MC
Kickoff returns	-	-	
Interceptions	-	-	FIT
Possession Time	-	-	
3rd-Down Conv.	-	-	
4th-Down Conv.	-	-	
Red-Zone Scores	-	-	
Sacks By-Yards	-	-	

## Mississippi College at West Georgia

Game #8 - November 1, 2014  
University Stadium - Carrollton, Ga.

GAME RECAP

Score by Quarters	1st	2nd	3rd	4th	FINAL
Mississippi College	-	-	-	-	-
West Georgia	-	-	-	-	-
1st Quarter					
2nd Quarter					
3rd Quarter					
4th Quarter					

TEAM STATS	MC	UWG	INDIVIDUAL LEADERS
First Downs	-	-	<b>Rushing</b>
Rushes-Yards	-	-	MC
Passing Yards	-	-	UWG
Comp.-Att.-Int.	-	-	
Total Plays-Yards	-	-	<b>Passing</b>
Fumbles-Lost	-	-	MC
Penalties-Yards	-	-	UWG
Punts-Avg.	-	-	<b>Receiving</b>
Punt returns	-	-	MC
Kickoff returns	-	-	
Interceptions	-	-	UWG
Possession Time	-	-	
3rd-Down Conv.	-	-	
4th-Down Conv.	-	-	
Red-Zone Scores	-	-	
Sacks By-Yards	-	-	

## West Alabama at Mississippi College

Game #9 - November 8, 2014  
Robinson-Hale Stadium - Clinton, Miss.

GAME RECAP

Score by Quarters	1st	2nd	3rd	4th	FINAL
West Alabama	-	-	-	-	-
Mississippi College	-	-	-	-	-
1st Quarter					
2nd Quarter					
3rd Quarter					
4th Quarter					

TEAM STATS	UWA	MC	INDIVIDUAL LEADERS
First Downs	-	-	<b>Rushing</b>
Rushes-Yards	-	-	MC
Passing Yards	-	-	UWA
Comp.-Att.-Int.	-	-	
Total Plays-Yards	-	-	<b>Passing</b>
Fumbles-Lost	-	-	MC
Penalties-Yards	-	-	UWA
Punts-Avg.	-	-	<b>Receiving</b>
Punt returns	-	-	MC
Kickoff returns	-	-	
Interceptions	-	-	UWA
Possession Time	-	-	
3rd-Down Conv.	-	-	
4th-Down Conv.	-	-	
Red-Zone Scores	-	-	
Sacks By-Yards	-	-	

## Mississippi College at Delta State

Game #10 - November 15, 2014  
Horace McCool Stadium - Cleveland, Miss.

GAME RECAP

Score by Quarters	1st	2nd	3rd	4th	FINAL
Mississippi College	-	-	-	-	-
Delta State	-	-	-	-	-
1st Quarter					
2nd Quarter					
3rd Quarter					
4th Quarter					

TEAM STATS	MC	DSU	INDIVIDUAL LEADERS
First Downs	-	-	<b>Rushing</b>
Rushes-Yards	-	-	MC
Passing Yards	-	-	DSU
Comp.-Att.-Int.	-	-	
Total Plays-Yards	-	-	<b>Passing</b>
Fumbles-Lost	-	-	MC
Penalties-Yards	-	-	DSU
Punts-Avg.	-	-	<b>Receiving</b>
Punt returns	-	-	MC
Kickoff returns	-	-	
Interceptions	-	-	DSU
Possession Time	-	-	
3rd-Down Conv.	-	-	
4th-Down Conv.	-	-	
Red-Zone Scores	-	-	
Sacks By-Yards	-	-	



**OFFENSIVE PLAYER OF THE WEEK**

**Delta State quarterback Tyler Sullivan**

Sullivan claims his second honor of the season and fourth of his career after leading DSU to a 58-20 win at Florida Tech in Thursday night's GSC Game of the Week. The sophomore completed 24-of-41 passes for 456 yards and five touchdowns, while also adding another TD on the ground. The Louisville, Miss. native bounced back from a 1-for-8 start, completing 23-of-31 passes the rest of the way. His five TD passes were the most in the GSC this season and his six total scores were tied for tops for the year.



**DEFENSIVE PLAYER OF THE WEEK**

**Delta State linebacker Diego Lubin**

Lubin captures his first-ever award after spearheading Delta State's defense in its win over FIT. The senior recorded six total tackles and posted a game-high 3.5 tackles for a loss of 16 yards and two sacks for nine yards. The Winter Haven, Fla. native did not stop there, forcing one fumble and recovering another fumble.



**SPECIAL TEAMS PLAYER OF THE WEEK**

**Shorter placekicker Kenny Langford**

Langford earns Shorter's first-ever Special Teams award after helping the Hawks to a 27-14 home win over Mississippi College on Thursday night. The senior accounted for nine of SU's points on the night, hitting two of his three field goal efforts and going 3-for-3 on point-after kicks. The Dallas, Ga. native provided the Hawks' first six points of the game when he booted a 20-yarder with 18 seconds left in the first quarter, followed by a 32-yarder at 8:09 in the second.



**FRESHMAN OF THE WEEK**

**Shorter slot back Aaron Bryant**

Bryant is SU's first-ever Freshman award winner after helping the Hawks' claim a win in its GSC opener. The Landrum, S.C. native was penciled-in as Shorter's third-string quarterback, but Bryant ended up seeing action in his first-ever game at slot back where he carried the ball five times for 82 yards. He reeled off the team's longest run of the year via a 67-yard touchdown scamper with 10:40 left to play. He also led the team in receiving when he caught the team's longest pass of the year for 31 yards .

**Also nominated for Offensive Player of the Week:** Jacob Tucker (North Alabama, QB); Dallas Dickey (West Georgia, QB)

**Also nominated for Defensive Player of the Week:** Taylor Carney (North Alabama, DT); Willy Dorcin (Shorter, CB); Darrius Caldwell (West Georgia, DE)

**Also nominated for Special Teams Player of the Week:** Eric Belew (North Alabama, P); Kyle Caldwell (West Alabama, P); Denarius Appling (West Georgia, RS)

**Also nominated for Freshman of the Week:** None

**2014 GSC PLAYERS OF THE WEEK**

<b>Week Ending</b>	<b>OFFENSE</b>	<b>DEFENSE</b>	<b>SPECIAL TEAMS</b>	<b>FRESHMAN</b>
09/07/14	QB-Mark Cato, FIT	LB-Tyrell Adams, UWG	K/P-Anthony Pistelli, VSU	QB-Mark Cato, FIT
09/14/14	*QB/P-Jake Medlock, VSU	S-Jordan Shaw, SU	QB/P-Jake Medlock, VSU	QB-Mark Cato, FIT
09/21/14	QB-Tyler Sullivan, DSU	LB-J.J. Sanders, FIT	RS-Denarius Appling, UWG	QB-Mark Cato, FIT
09/28/14	RB-Lamonte Thompson, UNA	LB-Chris Stapleton, FIT	P/K-Taylor Pontius, UNA	QB-Mark Cato, FIT
10/05/14	QB-Tyler Sullivan, DSU	LB-Diego Lubin, DSU	K-Kenny Langford, SU	SB-Aaron Bryant, SU

\*--D2Football.com Player of the Week



**OFFENSIVE PLAYER OF THE WEEK**

**Delta State quarterback Tyler Sullivan**

Sullivan claims his second honor of the season and fourth of his career after leading DSU to a 58-20 win at Florida Tech in Thursday night's GSC Game of the Week. The sophomore completed 24-of-41 passes for 456 yards and five touchdowns, while also adding another TD on the ground. The Louisville, Miss. native bounced back from a 1-for-8 start, completing 23-of-31 passes the rest of the way. His five TD passes were the most in the GSC this season and his six total scores were tied for tops for the year.



**DEFENSIVE PLAYER OF THE WEEK**

**Delta State linebacker Diego Lubin**

Lubin captures his first-ever award after spearheading Delta State's defense in its win over FIT. The senior recorded six total tackles and posted a game-high 3.5 tackles for a loss of 16 yards and two sacks for nine yards. The Winter Haven, Fla. native did not stop there, forcing one fumble and recovering another fumble.



**SPECIAL TEAMS PLAYER OF THE WEEK**

**Shorter placekicker Kenny Langford**

Langford earns Shorter's first-ever Special Teams award after helping the Hawks to a 27-14 home win over Mississippi College on Thursday night. The senior accounted for nine of SU's points on the night, hitting two of his three field goal efforts and going 3-for-3 on point-after kicks. The Dallas, Ga. native provided the Hawks' first six points of the game when he booted a 20-yarder with 18 seconds left in the first quarter, followed by a 32-yarder at 8:09 in the second.



**FRESHMAN OF THE WEEK**

**Shorter slot back Aaron Bryant**

Bryant is SU's first-ever Freshman award winner after helping the Hawks' claim a win in its GSC opener. The Landrum, S.C. native was penciled-in as Shorter's third-string quarterback, but Bryant ended up seeing action in his first-ever game at slot back where he carried the ball five times for 82 yards. He reeled off the team's longest run of the year via a 67-yard touchdown scamper with 10:40 left to play. He also led the team in receiving when he caught the team's longest pass of the year for 31 yards .

**Also nominated for Offensive Player of the Week:** Jacob Tucker (North Alabama, QB); Dallas Dickey (West Georgia, QB)

**Also nominated for Defensive Player of the Week:** Taylor Carney (North Alabama, DT); Willy Dorcin (Shorter, CB); Darius Caldwell (West Georgia, DE)

**Also nominated for Special Teams Player of the Week:** Eric Belew (North Alabama, P); Kyle Caldwell (West Alabama, P); Denarius Appling (West Georgia, RS)

**Also nominated for Freshman of the Week:** None

**2014 GSC PLAYERS OF THE WEEK**

Week Ending	OFFENSE	DEFENSE	SPECIAL TEAMS	FRESHMAN
09/07/14	QB-Mark Cato, FIT	LB-Tyrell Adams, UWG	K/P-Anthony Pistelli, VSU	QB-Mark Cato, FIT
09/14/14	*QB/P-Jake Medlock, VSU	S-Jordan Shaw, SU	QB/P-Jake Medlock, VSU	QB-Mark Cato, FIT
09/21/14	QB-Tyler Sullivan, DSU	LB-J.J. Sanders, FIT	RS-Denarius Appling, UWG	QB-Mark Cato, FIT
09/28/14	RB-Lamonte Thompson, UNA	LB-Chris Stapleton, FIT	P/K-Taylor Pontius, UNA	QB-Mark Cato, FIT
10/05/14	QB-Tyler Sullivan, DSU	LB-Diego Lubin, DSU	K-Kenny Langford, SU	SB-Aaron Bryant, SU

\*--D2Football.com Player of the Week

**GSC FOOTBALL—THE WEEK AHEAD**

This week's slate kicks off with a return trip to the Magnolia State for the GSC-TV crew, followed by Saturday's four-game set that includes two Conference and two non-conference battles.

**No. 11 Delta State** performs in the GSC Football Game of the Week Presented by Florida's Space Coast for the third time this season, hosting **Shorter**. DSU hosts its first telecast of the season after earning road victories in its two previous TV games. Meanwhile, SU plays its first of two straight televised contests as the Hawks host Game Six next Thursday. All games can be viewed exclusively on ESPN3 by accessing [www.gscsports.org/ESPN3](http://www.gscsports.org/ESPN3) or by downloading the WatchESPN app.

A pair of Conference matchups headline Saturday. **No. 21 West Georgia** travels to Peach State rival **Valdosta State**, putting its 5-0 record on the line and seeking just its second win in the series dating back to 2000. One team will earn their first conference win in Livingston when **West Alabama** hosts **Florida Tech** after each squad dropped their GSC opener last week.

**No. 5 North Alabama** plays its third and final non-conference opponent when the Lions journey to UNC-Pembroke for an important in-region contest. UNA has won 11 consecutive regular season games dating back to last year and is 27-3 in its last 30 regular-season, non-conference matchups. **Mississippi College** rounds out Saturday, defending its home turf for the first time since September 13 and seeking its first win of 2014 when the University of Faith comes to Clinton.



**Shorter Hawks (3-1, 1-0 Gulf South)  
at #11 Delta State Statesmen (4-0, 2-0 Gulf South)**

**Thursday, October 9 | 6:00 p.m. CST  
Parker Field at McCool Stadium, Cleveland, Miss.**

**Series Record:** ..... Tied 1-1  
**Last Meeting:** ..... DSU 38, @ SU 17 (2013)  
**Live TV:** ..... [ESPN3](#)  
**Live Stats:** ..... [www.gostatesmen.com](http://www.gostatesmen.com) ([Direct Link](#))  
**SU's Last Game:** ..... Won at home over Mississippi, 27-14  
**DSU's Last Game:** ..... Won at Florida Tech, 50-20

**Game Breakdown:** **No. 11 Delta State** seeks to go 3-0 in televised games this season, when the Statesmen host **Shorter** in Game Five of the Football Game of the Week Presented by Florida's Space Coast.

DSU returns to the airwaves for the third time this year and second time in as many weeks. The Statesmen earned a 49-32 triumph at Valdosta State on September 20 and followed with a 50-28 victory at Florida Tech this past Thursday. Overall, Delta State has the best winning percentage in GSC-TV history, going 16-8 (.667) since 2005. Meanwhile, SU seeks its first-ever television triumph after going 0-4 the past two years.

The series lead is also up for grabs on Thursday night as each team has secured a victory in the first two meetings. Thursday marks the first matchup in Cleveland after Shorter served as the host in 2012 and 2013. The Hawks surprised Delta State with a 32-21 win two years ago, but DSU answered with a 38-17 triumph in 2013. A Delta State win will move the Statesmen to 5-0 for the first time since 2007, while Shorter would be 4-1 for the first time since 2008.

**Shorter By The Numbers:**

*Offensive Leaders*

Rushing: Eric Dodson (289 yd, 72.2 avg, 3 TD)  
 Passing: Eric Dodson (222 yd, 55.5 avg, 4 TD)  
 Receiving: Darius Turner (3 rec, 39 yd, 1 TD)



*Defensive Leaders*

Tackles: Jordan Shaw (S, 19 solo, 11 ast, 0.5 TFL/0 yd)  
 Sacks: Trevaris Horton (LB, 4.5 sacks/24 yd)  
 Interceptions: Jordan Shaw (S, 6 INT/118 yd, 1 TD)

**Delta State By The Numbers:**

*Offensive Leaders*

Rushing: D'Juan Bellaire (211 yd, 52.8 avg, 3 TD)  
 Passing: Tyler Sullivan (1,416 yd, 354.0 avg, 13 TD)  
 Receiving: Casey Osborne (30 rec, 492 yd, 7 TD)



*Defensive Leaders*

Tackles: Jon Knox (DB, 14 solo, 13 ast, 1.5 TFL/5 yd)  
 Sacks: Diego Lubin (LB, 3.0 sacks/16 yd)  
 Interceptions: Wilson Curtis (DB, 1 INT/33 yd)  
 Jon Knox (DB, 1 INT/9 yd)  
 Richard Nash (DB, 1 INT/0 yd)  
 Lawrence Topkins (DB, 1 INT/22 yd)  
 Romelo Wilson (DB, 1 INT/31 yd, 1 TD)

**North Alabama Lions (4-0, 2-0 Gulf South)  
at UNC-Pembroke Braves (1-3 Independant)**

**Saturday, October 11 | 4:00 p.m. EST  
Grace P. Johnson Stadium, Pembroke, NC**

**Series Record:** ..... UNA leads 1-0  
**Last Meeting:** ..... UNA 37, @ UNCP 13 (2013)  
**Live Video:** ..... [www.uncpbraves.com](http://www.uncpbraves.com) ([Direct Link](#))  
**Live Stats:** ..... [www.uncpbraves.com](http://www.uncpbraves.com) ([Direct Link](#))  
**UNA's Last Game:** ..... Won at home over Western Oregon, 30-10  
**UNCP's Last Game:** ..... Lost at Wingate, 21-3

**Game Breakdown:** No. 5 North Alabama jumps out of league play for the third time this season, traveling to in-region, DII Independent UNC-Pembroke.

The squads face off in Pembroke for the second year in a row after UNA topped the Braves in the Second Round of the DII Playoffs, 37-13. The Lions intercepted five UNCP passes and returned two for touchdowns to sew up the win in the fourth quarter.

UNA is in search of its first 5-0 start since it opened 2011 with six straight wins. The Lions have claimed 27 of their last 30 regular season games against non-GSC schools and have won 11 in a row versus non-conference competition. North Alabama can even its all-time record versus teams from the state of North Carolina to 4-4.

**North Alabama By The Numbers:**

*Offensive Leaders*

Rushing: Lamonte Thompson (367 yd, 91.8 avg, 3 TD)  
 Passing: Luke Wingo (415 yd, 138.3 avg, 4 TD)  
 Receiving: Delvon Carpenter (12 rec, 204 yd, 1 TD)



*Defensive Leaders*

Tackles: Steven Rich (LB, 13 solo, 14 ast, 2.5 TFL/5 yd)  
 Sacks: Taylor Carney (DL, 3.0 sacks/24 yd)  
 Interceptions: Nick Johnson (LB, 2 INT/37 yd)  
 Darvell Harris (CB, 2 INT/0 yd)

**UNC-Pembroke By The Numbers:**

*Offensive Leaders*

Rushing: Tamari White (108 yd, 27.0 avg, 0 TD)  
 Passing: Seth Owen (529 yd, 132.2 avg, 3 TD)  
 Receiving: B.J. Bunn (18 rec, 128 yd, 0 TD)



*Defensive Leaders*

Tackles: Blake Hickman (LB, 13 solo, 25 ast, 1.0 TFL/1 yd)  
 Sacks: Matt Turner (DL, 3.0 sacks/26 yd)  
 Mike Keck (DL, 3.0 sacks/11 yd)  
 Interceptions: Kendall Jacobs (DB, 2 INT/23 yd)  
 Mike Lawrence (DB, 2 INT/32 yd)

**#21 West Georgia Wolves (5-0, 1-0 Gulf South)  
at Valdosta State Blazers (2-2, 0-2 Gulf South)**

**Saturday, October 11 | 2:00 p.m. EST  
Bazemore-Hyder Stadium, Valdosta, Ga.**

**Series Record:** ..... VSU leads 22-9  
**Last Meeting:** ..... VSU 35, @ UWG 30 (2013)  
**Live Video:** ..... [www.vstateblazers.com](http://www.vstateblazers.com) ([Direct Link](#))  
**Live Stats:** ..... [www.vstateblazers.com](http://www.vstateblazers.com) ([Direct Link](#))  
**UWG's Last Game:** ..... Won at home over West Alabama, 26-17  
**VSU's Last Game:** ..... Lost at North Alabama, 31-29

**Game Breakdown:** Valdosta State hosts Peach State rival No. 21 West Georgia for just the second time in six years.

VSU earned its third consecutive home win over UWG in the last matchup in Valdosta in 2010, 31-13. The Blazers are 10-3 all-time at home in the series and they also lead overall 22-9, led by back-to-back triumphs. The Wolves last road decision came in 2005, 29-15. West Georgia is 5-0 for the first time since 2001, while Valdosta State seeks to reverse a two-game losing skid.

**West Georgia By The Numbers:**

*Offensive Leaders*

Rushing: Seth Hinsley (356 yd, 71.2 avg, 4 TD)  
 Passing: Dallas Dickey (614 yd, 122.8 avg, 9 TD)  
 Receiving: Alex Macaulay (14 rec, 154 yd, 2 TD)



*Defensive Leaders*

Tackles: Tyrell Adams (LB, 15 solo, 15 ast, 4.5 TFL/18 yd)  
 Sacks: Alex Armah (DE, 3.5 sacks/22 yd)  
 Interceptions: Carlos Hutton (S, 2 INT/39 yd)

**Valdosta State By The Numbers:**

*Offensive Leaders*

Rushing: Austin Scott (244 yd, 61.0 avg, 2 TD)  
 Passing: Jake Medlock (628 yd, 157.0 avg, 2 TD)  
 Receiving: Chris Anderson (23 rec, 285 yd, 1 TD)



*Defensive Leaders*

Tackles: Sean Washington (LB, 17 solo, 18 ast, 0.5 TFL/0 yd)  
 Sacks: Bryson Brindle (DE, 3.0 sacks/20 yd)  
 Interceptions: Brandon Brown (SS, 1 INT/0 yd)  
 Isaiah Gresham (FS, 1 INT/0 yd)  
 Tavaris Williams (LB, 1 INT/0 yd)

**University of Faith Eagles (0-5)  
at Mississippi College Choctaws (0-4, 0-2 Gulf South)**

**Saturday, October 11 | 2:00 p.m. CST  
Robinson-Hale Stadium, Clinton, Miss.**

**Series Record:** ..... 0-0  
**Last Meeting:** ..... First meeting  
**Live Video:** ..... [www.gochoctaws.com](http://www.gochoctaws.com) ([Direct Link](#))  
**Live Stats:** ..... [www.gochoctaws.com](http://www.gochoctaws.com) ([Direct Link](#))  
**UF's Last Game:** ..... Lost at Kentucky Wesleyan, 41-10  
**MC's Last Game:** ..... Lost at Shorter, 27-14

**Game Breakdown:** Mississippi College returns home for the first time in four weeks when University of Faith enters Robinson-Hale Stadium.

MC is winless in 2014, including a loss in its lone home game of the year on September 13 versus North Alabama. The Choctaws have plenty of motivation, seeking to avoid their first 0-5 start since 1971. Mississippi College faces a first-ever opponent for the second straight week after falling at Shorter, 27-14.

**Mississippi College By The Numbers**

*Offensive Leaders*

**Rushing:** Chris Ingram (201 yd, 50.2 avg, 1 TD)  
**Passing:** Jonathon Redd (166 yd, 41.5 avg, 1 TD)  
**Receiving:** Jaime Harris (11 rec, 175 yd, 1 TD)



*Defensive Leaders*

**Tackles:** Jake Weddle (LB, 27 solo, 20 ast, 1.0 TFL/2 yd)  
**Sacks:** Ashford Ashifou (DL, 1.0 sacks/2 yd)  
 Jordan Jones (DL, 1.0 sacks/4 yd)  
 Carl Rainey, Jr. (DL, 1.0 sacks/4 yd)  
 Lazarus Shelby (DL, 1.0 sacks/3 yd)  
**Interceptions:** Chris Manning (DL, 1 INT/17 yd)

**Florida Tech Panthers (3-2, 0-1 Gulf South)  
at West Alabama Tigers (3-2, 0-1 Gulf South)**

**Saturday, October 11 | 6:00 p.m. CST  
Tiger Stadium, Livingston, Ala.**

**Series Record:** ..... UWA leads 1-0  
**Last Meeting:** ..... UWA 45, @ FIT (2013)  
**Live Video:** ..... [www.uwaathletics.com](http://www.uwaathletics.com) ([Direct Link](#))  
**Live Stats:** ..... [www.uwaathletics.com](http://www.uwaathletics.com) ([Direct Link](#))  
**FIT's Last Game:** ..... Lost at home to Delta State, 58-20  
**UWA's Last Game:** ..... Lost at West Georgia, 26-17

**Game Breakdown:** West Alabama and Florida Tech seek their first respective GSC win of the year after each fell in league openers a week ago.

UWA collected a 45-3 win at FIT in the series opener in 2013. A victory would come at a good time for each team as Florida Tech has dropped its last two games and West Alabama two of its last three. The Tigers are riding a 12-game home winning streak dating back to 2012, seven of which were at the expense of conference teams.

**Florida Tech By The Numbers:**

*Offensive Leaders*

**Rushing:** Trevor Sand (415 yd, 83.0 avg, 4 TD)  
**Passing:** Mark Cato (1,313 yd, 262.6 avg, 14 TD)  
**Receiving:** Xavier Milton (27 rec, 512 yd, 4 TD)



*Defensive Leaders*

**Tackles:** Chris Stapleton (LB, 19 solo, 17 ast, 4.5 TFL/23 yd)  
**Sacks:** Chris Stapleton (LB, 3.0 sacks/16 yd)  
**Interceptions:** Manny Abad (DB, 2 INT/0 yd)

**West Alabama By The Numbers:**

*Offensive Leaders*

**Rushing:** Javae Swindle (308 yd, 61.6 avg, 2 TD)  
**Passing:** Kyle Caldwell (781 yd, 156.2 avg, 5 TD)  
**Receiving:** Chad Toocheck (14 rec, 174 yd, 1 TD)



*Defensive Leaders*

**Tackles:** Brandon Lilly (LB, 20 solo, 5 ast, 1.0 TFL/1 yd)  
**Sacks:** Jared Washington (NT, 3.0 sacks/16 yd)  
 Jherron Jones (DL, 3.0 sacks/17 yd)  
**Interceptions:** Chris Davis (DB, 2 INT/0 yd)

DIVISION II WEEKLY NATIONAL POLLS

AFCA TOP 25  
(as of 10/06/14)

- |                                |                              |
|--------------------------------|------------------------------|
| 1. Northwest Missouri St. (30) | 14. Harding                  |
| 2. Colorado State-Pueblo (1)   | 15. Winston-Salem State      |
| 3. Minnesota St.-Mankato       | 16. Colorado School of Mines |
| 4. Minnesota-Duluth            | 17. Carson-Newman            |
| 5. <b>NORTH ALABAMA</b>        | 18. Pittsburg State          |
| 6. Lenoir-Rhyne                | 19. Slippery Rock            |
| 7. Henderson State             | 20. Sioux Falls              |
| 8. Ohio Dominican              | 21. <b>WEST GEORGIA</b>      |
| 9. Shepherd                    | 22. Michigan Tech            |
| 10. West Chester               | 23. Concord                  |
| 11. <b>DELTA STATE</b>         | 24. Humboldt State           |
| 12. Bloomsburg                 | 25. Midwestern State         |
| 13. Ferris State               |                              |

D2Football.com Top 25  
(as of 10/07/14)

- |                             |                         |
|-----------------------------|-------------------------|
| 1. Northwest Missouri State | 14. Slippery Rock       |
| 2. Colorado State-Pueblo    | 15. Winston-Salem State |
| 3. Minnesota St.-Mankato    | 16. Pittsburg State     |
| 4. Henderson State          | 17. Carson-Newman       |
| 5. Minnesota-Duluth         | 18. Colorado Mines      |
| 6. <b>NORTH ALABAMA</b>     | 19. Harding             |
| 7. Ohio Dominican           | 20. Sioux Falls         |
| 8. Lenoir-Rhyne             | 21. Concord             |
| 9. West Chester             | 22. Humboldt State      |
| 10. Shepherd                | 23. <b>WEST GEORGIA</b> |
| 11. Ferris State            | 24. Indianapolis        |
| 12. <b>DELTA STATE</b>      | 25. Central Oklahoma    |
| 13. Bloomsburg              |                         |

**Others Receiving Votes:** : Texas A&M-Commerce, 40; Ouachita Baptist (Ark.), 38; Central Oklahoma, 35; Upper Iowa, 31; Ashland (Ohio), 15; Azusa Pacific (Calif.), 15; Angelo St. (Texas), 7; American International (Mass.), 4; **West Alabama, 3**; Charleston (W.Va.), 2; Indianapolis (Ind.), 2; Truman St. (Mo.), 2; California (Pa.), 1; Indiana (Pa.), 1.

WEEK-BY-WEEK IN THE NATIONAL POLLS

Below is a weekly look at each Gulf South Conference team's spot in the AFCA Coaches and D2Football.com polls in 2014. The AFCA poll is released each Monday afternoon and the D2Football.com poll is released each Wednesday.

(AFCA/D2)	DSU	FIT	MC	UNA	SU	VSU	UWA	UWG
Preseason	19/--	--/--	--/--	5/6	--/--	RV/--	RV/--	RV/--
Sept. 8	17/21	RV/--	--/--	5/6	--/--	23/--	T-25/--	RV/--
Sept. 15	14/16	RV/--	--/--	5/6	--/--	13/14	17/19	RV/--
Sept. 22	12/13	RV/--	--/--	5/6	--/--	21/18	23/22	RV/--
Sept. 29	11/12	RV/--	--/--	5/6	--/--	--/--	22/22	24/--
Oct. 6	11/12	--/--	--/--	5/6	--/--	--/--	RV/--	21/23
Oct. 13								
Oct. 20								
Oct. 27								
Nov. 3								
Nov. 10								
Nov. 17								
Nov. 24								
Final								

GSC COACHING RECORDS

Listed below is a list of won-lost records for the eight current GSC head coaches for their careers and at the helm of GSC programs.

Coach, School	Career	GSC
Todd Cooley, DSU	11-3	11-3
Steve Englehart, FIT	34-23	8-9
John Bland, MC	75-30	0-4
Bobby Wallace, UNA	146-145-1	127-74-1
Phil Jones, SU	54-45	11-15
David Dean, VSU	62-23	62-23
Brett Gilliland, UWA	3-2	3-2
Will Hall, UWG	30-11	30-11

GSC VS. NON-CONFERENCE FOES

	W	L	Pct.
<b>GSC VS. DIVISION II FOES</b>			
Central Intercollegiate Athletic Assoc.	3	0	1.000
Great Northwest Athletic Conference	1	0	1.000
Lone Star Conference	1	1	.500
South Atlantic Conference	2	0	1.000
Southern Intercollegiate Athletic Conf.	7	0	1.000
<b>GSC VS. OTHER CLASSIFICATIONS</b>			
Division I-FCS	1	3	.250
NAIA	2	1	1.000
USCAA	1	0	1.000
<b>Total</b>	<b>18</b>	<b>5</b>	<b>.783</b>

# 2014 GSC FOOTBALL TEAM SCHEDULES

ALL TIMES LOCAL

GSC Games in **BOLD**

\$--GSC TV Game of the Week

# WEEK SIX

\*--Homecoming



## #11 DELTA STATE STATESMEN (4-0, 2-0)

Date	Opponent	Time/Result
Sept. 06	@ Fort Valley State	W 56-13
Sept. 20	<b>\$@ #13 Valdosta St.</b>	W 49-32
Sept. 27	Central State	W 72-8
Oct. 02	<b>\$@ Florida Tech</b>	W 58-20
Oct. 09	<b>\$Shorter</b>	6:00 pm
Oct. 18	@ West Georgia	2:00 pm
Oct. 25	@ West Alabama	6:00 pm
Nov. 01	North Alabama	6:00 pm
Nov. 08	Concordia (AL)	2:00 pm
Nov. 15	*Mississippi College	4:00 pm



## FLORIDA TECH PANTHERS (3-2, 0-1)

Date	Opponent	Time/Result
Sept. 06	@ Stetson	W 54-12
Sept. 13	Ave Maria	W 42-6
Sept. 20	!#12 Tarleton State	W 37-31
Sept. 27	@ Bethune-Cookman	L 33-34
Oct. 02	<b>\$#11 Delta State</b>	L 20-58
Oct. 11	@ West Alabama	6:00 pm
Oct. 18	North Alabama	6:00 pm
Oct. 25	*Mississippi College	1:00 pm
Nov. 01	@ Shorter	12:00 pm
Nov. 08	<b>\$@ West Georgia</b>	2:00 pm
Nov. 15	Valdosta State	6:00 pm

!--@ AT&T Stadium (Arlington, TX)



## MISSISSIPPI COLLEGE CHOCTAWS (0-4, 0-2)

Date	Opponent	Time/Result
Sept. 06	@ Belhaven	L 14-32
Sept. 13	<b>\$#5 North Alabama</b>	L 0-58
Sept. 20	@ Lamar	L 10-55
Oct. 02	@ Shorter	L 14-27
Oct. 11	University of Faith	2:00 pm
Oct. 18	*Valdosta State	3:00 pm
Oct. 25	@ Florida Tech	1:00 pm
Nov. 01	@ West Georgia	2:00 pm
Nov. 08	<b>\$West Alabama</b>	3:00 pm
Nov. 15	@ Delta State	4:00 pm



## #5 NORTH ALABAMA LIONS (4-0, 2-0)

Date	Opponent	Time/Result
Sept. 13	<b>\$@ Mississippi College</b>	W 58-0
Sept. 20	Langston	W 56-7
Sept. 27	<b>\$#21 Valdosta State</b>	W 31-29
Oct. 04	*Western Oregon	W 30-10
Oct. 11	@ UNC-Pembroke	4:00 pm
Oct. 18	@ Florida Tech	6:00 pm
Oct. 25	<b>\$West Georgia</b>	6:00 pm
Nov. 01	@ Delta State	6:00 pm
Nov. 08	Shorter	3:00 pm
Nov. 13	<b>\$@ West Alabama</b>	6:00 pm



## SHORTER HAWKS (3-1, 1-0)

Date	Opponent	Time/Result
Sept. 04	Paine College	W 28-24
Sept. 13	@ Mars Hill	W 27-20
Sept. 20	!West Texas A&M	L 19-27
Oct. 02	Mississippi College	W 27-14
Oct. 09	<b>\$@ #11 Delta State</b>	6:00 pm
Oct. 16	<b>\$West Alabama</b>	7:00 pm
Oct. 25	@ Valdosta State	3:00 pm
Nov. 01	*Florida Tech	12:00 pm
Nov. 08	@ North Alabama	3:00 pm
Nov. 15	West Georgia	11:00 am

!--@ AT&T Stadium (Arlington, TX)



## VALDOSTA STATE BLAZERS (2-2, 0-2)

Date	Opponent	Time/Result
Sept. 06	Albany State	W 38-10
Sept. 13	!#12 Winston-Salem St	W 22-15
Sept. 20	<b>\$#14 Delta State</b>	L 32-49
Sept. 27	<b>\$@ #5 North Alabama</b>	L 29-31
Oct. 11	<b>#21 West Georgia</b>	2:00 pm
Oct. 18	@ Mississippi College	3:00 pm
Oct. 25	*Shorter	3:00 pm
Oct. 30	<b>\$@ West Alabama</b>	6:00 pm
Nov. 08	@ UNC-Pembroke	1:00 pm
Nov. 15	@ Florida Tech	6:00 pm

!--@ Powder Springs, GA



## WEST ALABAMA TIGERS (3-2, 0-1)

Date	Opponent	Time/Result
Sept. 06	@ Stillman	W 44-20
Sept. 13	Shaw	W 30-6
Sept. 20	@ Jacksonville State	L 34-45
Sept. 27	Concordia (AL)	W 60-7
Oct. 04	@ <b>#24 West Georgia</b>	L 17-26
Oct. 11	Florida Tech	6:00 pm
Oct. 16	<b>\$@ Shorter</b>	7:00 pm
Oct. 25	*Delta State	6:00 pm
Oct. 30	<b>\$Valdosta State</b>	6:00 pm
Nov. 08	<b>\$@ Mississippi College</b>	3:00 pm
Nov. 13	<b>\$North Alabama</b>	6:00 pm



## #21 WEST GEORGIA WOLVES (5-0, 1-0)

Date	Opponent	Time/Result
Sept. 06	Mars Hill	W 38-26
Sept. 13	@ Miles	W 26-0
Sept. 20	*Johnson C. Smith	W 49-0
Sept. 27	@ Clark-Atlanta	W 42-2
Oct. 04	<b>#22 West Alabama</b>	W 26-17
Oct. 11	@ Valdosta State	2:00 pm
Oct. 18	Delta State	2:00 pm
Oct. 25	<b>\$@ North Alabama</b>	6:00 pm
Nov. 01	Mississippi College	2:00 pm
Nov. 08	<b>\$Florida Tech</b>	2:00 pm
Nov. 15	@ Shorter	11:00 am



## 2014 GSC-TV LIVE FOOTBALL GAME OF THE WEEK SCHEDULE

Date	Game	Time/Result
Sept. 13	#5 UNA 58, @ MC 0	
Sept. 20	#14 DSU 49, @ #13 VSU 32	
Sept. 27	@ #5 UNA 31, #21 VSU 29	
Oct. 2	#11 DSU 58, @ FIT 20	
Oct. 9	SU @ #11 DSU	6:00 CT
Oct. 16	UWA @ SU	7:00 ET
Oct. 25	UWG @ UNA	6:00 CT
Oct. 30	VSU @ UWA	6:00 CT
Nov. 8	FIT @ UWG	2:00 ET
	UWA @ MC	3:00 CT
Nov. 13	UNA @ UWA	6:00 CT



**EDWIN "GOAT" HALE --- QUARTERBACK**  
**1915-16, 1920-21 --- COLLEGE FOOTBALL HALL OF FAME**

Edwin "Goat" Hale got his nickname playing for Central High School of Jackson, Mississippi, against Brookhaven in 1914. He battered through the line, scoring a touchdown, and ran past the end zone until his head hit a wooden building, loosening several planks. He was a halfback at Mississippi College in 1915-16, again in 1920-21. Between these terms he was in World War I. He was wounded, reported missing, and found later in a hospital in France. In his time Mississippi College played major teams, going 3-0 against Mississippi, 3- 1 against Tulane, 1-3 against Mississippi State, 0-2 against Alabama, 0-2 against Louisiana State. In 1915 Hale played for a Hall of Fame coach, Dana Bible. His team beat Tulane 20-6 and Mississippi 74-0. In 1921, Hale scored 23 touchdowns and drop-kicked 23 extra points. Hale played pro baseball two years, then served as assistant coach for Mississippi, Mississippi State, Southern Mississippi, Mississippi College and Millsaps. He was chief recruiter at Mississippi for Harry Mehre, and recruited three future Hall of Famers - Barney Poole, Doug Kenna and Charlie Conerly. After Hale's senior playing season at Mississippi College, the school dropped its nickname, "Collegians." A new name, "Choctaws," was voted by students.

**DANA X. BIBLE --- COACH**  
**1913-15 --- COLLEGE FOOTBALL HALL OF FAME**

He was a sharp, Scripture-quoting son of a Latin and Greek scholar. Dana X. Bible's unspectacular coaching techniques brought solid, fundamental football to the Southwest. At Mississippi College (1913-1915), LSU (1916), Texas A&M (1917, 1919-28), Nebraska (1926-36), Texas (1937-46) -33 years in all- Bible's teams rolled to a 198-72-23 record. All told, Bible squads won 14 conference championships. Bible frowned on fancy football. His idea of living dangerously was a fake-and-run punt formation on third down. In his book, CHAMPIONSHIP FOOTBALL, Bible outlined the importance of scouting an opponent. He required each of his scouts to answer 42 pages of mimeographed questions on each game, and fill out another eight pages with comments and diagrams. Bible was boss at all times, running his clubs in a logical, well-planned manner. Bible began his career as a prep coach in Tennessee, and diligently studied the outstanding gridiron mentors of his time. In 11 years at Texas A&M, Bible did not have a losing season. At Nebraska, he lost only three games in eight seasons of conference competition. At Texas, Bible went 55-13-2 in his last seven years.




**FRED MCAFEE --- RUNNING BACK**  
**1987-90 --- NCAA DIVISION II FOOTBALL HALL OF FAME**

McAfee was an All-American running back at Mississippi College where he rushed for 4,416 yards and scored 38 touchdowns for the Choctaws from 1987-90. As a senior he rushed for 1,583 yards and 17 touchdowns and finished third in the Harlon Hill Trophy voting. In his fifth year as Director of Player Development for the New Orleans Saints, McAfee played 16 seasons in the National Football League with New Orleans Saints, Arizona Cardinals, Pittsburgh Steelers and Tampa Bay Buccaneers from 1991-2006.


He was a Pro Bowl selection in 2002 and played with the Steelers in Super Bowl XXX in a losing effort to the Cowboys. He is the only player in Saints franchise history to be on the roster for three (1991, 2000, 2006) of the team's division titles. The 1991 season was his most prolific, offensively, as he rushed for a career-high 109 times for 494 yards and two touchdowns.

■ MISSISSIPPI COLLEGE FOOTBALL ALL-AMERICANS

Since 1972, when Mississippi College entered the Gulf South Conference, the Choctaws have had 18 players selected as All-Americans by either the American Football Coaches Association or D3Football.com. Ten players were honored by the AFCA, while eight Choctaws have earned selections while in Division III.




**RICKY HERZOG**  
Flanker  
1972




**CALVIN HOWARD**  
Running Back  
1979




**ELBERT LYLES**  
Defensive End  
1980




**MAJOR EVERETT**  
Running Back  
1982




**WAYNE FRAZIER**  
Offensive Line  
1983




**EARL CONWAY**  
Defensive Line  
1985




**TERRY FLEMING**  
Defensive Line  
1988-89




**FRED MCAFEE**  
Running Back  
1990




**JOHNNY POOLE**  
Offensive Line  
1992



**KELLY RAY**  
Offensive Line  
1993



**WILSON HILLMAN**  
Punter  
2000



**JONATHAN RUSSELL**  
Punter  
2005




**JAKE ALLEN**  
Wide Receiver  
2007



**RENARD ELLIS**  
Tight End  
2009



**JOSH LANKFORD**  
Offensive Line  
2009



**QUARTEZ ASHMORE**  
Linebacker  
2009



**JARRAD CRAINE**  
Defensive Back  
2011



**KEITH VILLAFRANCO**  
Defensive Back  
2012

## MISSISSIPPI COLLEGE FOOTBALL ALL-CONFERENCE

Mississippi College began playing football in the 1907 season and made the move to the Southern Intercollegiate Association (SIAA) in 1909. In 1972, MC became a part of Division II and was admitted into the Gulf South Conference. In 1995, the MC administration decided it was in the best interest of the school to make the move to Division III and join the American Southwest Conference, a league based out of Richardson, Texas.

### GULF SOUTH CONFERENCE

Donnie Ashley	Second Team	RS	1994
Ralph Ashley	First Team	LB	1979
Ricky Barner	First Team	DL	1987
Drew Blackburn	Second Team	T	1984
Russ Blankenship	Second Team	DT	1982
Nathaniel Bolton	First Team	WR	1990
	First Team	WR	1989
J.B. Brown	First Team	LB	1978
	Second Team	LB	1977
Miguel Callier	Second Team	WR	1992
	Second Team	RS	1991
Dennis Cato	First Team	LB	1980
Jimmy Clarke	Second Team	T	1981
Earl Conway	First Team	DL	1985
	First Team	DT	1984
	Second Team	DL	1983
Shinall Conway	First Team	LB	1990
	First Team	DB	1988
Warren Conway	First Team	LB	1982
Chuck Crosby	Second Team	G	1979
	First Team	G	1978
Morgan Crosby	Second Team	DT	1983
David Darden	First Team	DB	1986
	Second Team	DB	1985
Tony Eddins	First Team	WR	1986
	First Team	WR	1985
Larry Evans	First Team	LB	1975
Major Everett	First Team	RB	1982
	First Team	RB	1981
	First Team	RB	1980
Michael Fields	First Team	RS	1985
	First Team	RS	1984
Terry Fleming	First Team	DL	1989
	First Team	DL	1988
	First Team	DL	1986
Sam Ford	Second Team	TE	1986
Wayne Frazier	First Team	C	1983
	Second Team	T	1982

Shannon Garrett	Second Team	DB	1993
Kevin Gaughf	First Team	G	1995
	Second Team	OL	1993
Bill Giles	First Team	C	1977
Gavin Gill	Second Team	C	1995
Tom Gladney	Second Team	WR	1977
Vince Glover	Second Team	RB	1994
James Green	First Team	DB	1990
	Second Team	DB	1989
Kenny Green	Second Team	DT	1980
	First Team	DT	1979
Miles Hallberg	First Team	T	1987
Keith Hammond	Second Team	T	1984
Mario Hansbrough	First Team	TE	1993
	Second Team	TE	1992
Alan Hawkins	Second Team	DE	1975
Reggie Hawthorne	First Team	PK	1984
	Second Team	PK	1983
Jerome Hemphill	Second Team	LB	1985
	Second Team	LB	1984
Wally Henry	First Team	P	1989
	Second Team	QB	1989
	First Team	P	1988
	Second Team	P	1985
Allen Hickman	Second Team	C	1987
Tripp Higginbotham	First Team	C	1986
Robert Hill	Second Team	WR	1975
Darryl Hopkins	First Team	LB	1987
	First Team	LB	1986
Malcolm Houston	First Team	TE	1991
Calvin Howard	First Team	RB	1979
Bruce Howell	First Team	DB	1984
Kenny Hudson	First Team	T	1977
Robert Hudson	First Team	DB	1978
Benny Hughes	Second Team	LB	1984
Bruce Hulitt	Second Team	RB	1979
Terrance James	Second Team	DL	1992
	First Team	DL	1991
Jerry Jett	Second Team	MG	1977
	Second Team	MG	1976
Steve Johnson	First Team	T	1979
	First Team	T	1978
Craig Kennedy	Second Team	DB	1977
Alvin Kidd	First Team	RB	1983
Michael Kincaid	Second Team	WR	1981
Allen Kirk	Second Team	G	1981
John Knox	First Team	LB	1990
Lan Leavell	Second Team	T	1975
Doug Lucas	First Team	T	1992
Elbert Lyles	First Team	DE	1980
	First Team	DE	1979
	First Team	DE	1978
Milton Magee	First Team	DL	1990
Roderick Magee	First Team	LB	1991
	First Team	LB	1989
Ken Marble	Second Team	OL	1988

Fred McAfee	First Team	RB	1990
	First Team	RB	1989
Shadrick McAfee	Second Team	RB	1995
Syrone McBeath	Second Team	LB	1993
	Second Team	LB	1992
Steve McBride	Second Team	T	1976
Brad McNealy	First Team	PK	1979
Carl Menist	Second Team	WR	1980
Steve Metz	First Team	G	1979
	Second Team	G	1978
Paul Meyerchick	First Team	DB	1983
	First Team	DB	1982
	First Team	DB	1981
Donnie Milloy	First Team	DB	1989
	First Team	DB	1988
John Moore	First Team	TE	1985
Kalvin Murrell	First Team	DB	1991
Pedro Nelson	Second Team	LB	1991
Sean Oakley	Second Team	OL	1991
	First Team	C	1990
Larry Osbrink	Second Team	P	1981
Al Pickich	Second Team	C	1982
Johnny Poole	First Team	G	1992
	First Team	G	1991
Cooper Pope	First Team	G	1986
	First Team	G	1985
Jimmy Price	First Team	C	1980
	Second Team	C	1979
	Second Team	C	1978
Rodney Quinn	Second Team	DB	1987
Kelly Ray	First Team	C	1993
Dexter Rhoulac	Second Team	QB	1990
Mike Ricker	First Team	DE	1982
	First Team	DE	1981
James Rigney	Second Team	G	1982
Danny Robinson	Second Team	DE	1976
Steve Rodgers	Second Team	DT	1983
Keith Rowell	First Team	DB	1979
Anthony Saway	Second Team	DB	1975
Charles Selmon	First Team	DB	1980
David Smith	Second Team	DL	1995
Eugene Smith	First Team	TE	1979
Harold Stanfield	First Team	TE	1984
	Second Team	TE	1983
Ezra Tate	First Team	RB	1978
	Second Team	RB	1977
Metric Thompson	Second Team	DB	1992
Jim Turcotte	Second Team	PK	1981
Buddy Waters	First Team	T	1979
Lance Wedgeworth	Second Team	DB	1995
Michael Williams	Second Team	RB	1982
Jason Womack	First Team	OL	1988
Antonio Wright	Second Team	LB	1995
Jimmy Zila	First Team	OL	1989

# MISSISSIPPI COLLEGE FOOTBALL ALL-CONFERENCE

## AMERICAN SOUTHWEST CONFERENCE

Sylvain Alarcon	Hon. Mention	OL	2013
Jake Allen	First Team	WR	2007
	First Team	WR	2006
Robert Andrews	First Team	P	1998
	Second Team	P	1997
Will Andrews	Second Team	LB	1999
	Hon. Mention	LB	1998
Vance Andry	Hon. Mention	WR	2000
Earl Anthony	Second Team	OL	2000
A.J. Antonescu	Second Team	OL	2013
Alex Archer	Second Team	WR	2012
Quartez Ashmore	First Team	LB	2009
	First Team	LB	2008
Blake Barnett	Hon. Mention	OL	2004
	Hon. Mention	OL	2003
D. Berry	Hon. Mention	DL	2003
Jeremy Bertrand	Hon. Mention	LB	2011
Jarryn Bingham	First Team	DL	2011
Tim Biven	Hon. Mention	DL	2000
	Hon. Mention	DL	1999
Jason Blanchard	Hon. Mention	OL	2001
Chris Blanton	Second Team	RB	2007
Jeremy Bond	Second Team	PK	1998
Demarcus Brooks	Second Team	OL	2009
Jeff Brooks	First Team	OL	1997
Michael Brown	First Team	LB	1999
	First Team	LB	1998
DeMarrion Buford-Hughes	Hon. Mention	WR	2011
Matt Calvert	First Team	OL	1999
	Second Team	OL	1998
Chris Campbell	Hon. Mention	PK	2012
	Hon. Mention	PK	2011
Andrew Cardwell	Hon. Mention	OL	2004
	Hon. Mention	TE	2002
Justin Cardwell	Second Team	OL	2011
Matt Casanova	Second Team	OL	2013
Clint Champagne	First Team	LB	2007
	Second Team	LB	2006
	Second Team	LB	2005
	Second Team	LB	2004
Jacob Chancellor	Second Team	P	2011
Dusty Coleman	Second Team	RET	2007
	Second Team	RET	2006
	Hon. Mention	WR	2005
Corey Cooley	First Team	DB	2007
Willie Collard	Hon. Mention	P	2013
Toby Collums	Hon. Mention	DB	1998
Maurice Cowan	Hon. Mention	LB	2008
Nelson Craddock	Hon. Mention	OL	2008
Kyle Crager	Hon. Mention	LB	2002
Jarrad Craine	First Team	DB	2011
Cliff Crane	Hon. Mention	LB	1999
David Dart	Second Team	LB	1999
	Hon. Mention	DL	1998
Ryne Davison	Second Team	DB	2008
	Hon. Mention	DB	2006
	Hon. Mention	DB	2005
Austin Divinity	Second Team	RB	2010
	Second Team	RET	2009
Jimmy Dottolo	First Team	RB	1999
Reid Dreher	Hon. Mention	TE	1998
Scotty Elliot	Hon. Mention	QB	2003
Renard Ellis	First Team	TE	2009
	Second Team	TE	2008
	Hon. Mention	TE	2007
Zach Favre	Second Team	RB	2013
Dusty Finley	Hon. Mention	DB	2004
Kyle Fulcher	First Team	LB	1997
David Glisson	First Team	RB	1997
Michael Goodin	Hon. Mention	DL	2002
Austin Gray	Second Team	DB	2013
Rodger Guy	First Team	QB	1997

A.J. Hardy	Hon. Mention	LB	2012
Jaime Harris	First Team	WR	2013
	Hon. Mention	RS	2013
Clint Harrison	Hon. Mention	WR	2001
Keith Haydel	Hon. Mention	DB	2006
	Hon. Mention	DB	2005
C.J. Herring	Second Team	OL	2006
Wilson Hillman	Second Team	P	2000
	First Team	P	1999
Kern Hoff	Second Team	OL	2006
	Hon. Mention	OL	2005
Brad Holt	Hon. Mention	DL	2009
Jeremy Horton	Hon. Mention	DL	2011
Devon James	Hon. Mention	DB	2007
Jeremy Jones	Hon. Mention	DB	1998
Phillip Kemp	First Team	OL	2002
	Second Team	OL	2001
Rob Kent	Second Team	OL	2005
	Hon. Mention	OL	2003
Billy Kirk	First Team	TE	1997
Dylan Klibert	Second Team	LB	2013
Steven Knight	First Team	RB	2011
	First Team	RB	2009
Kyle Kruse	Hon. Mention	PK	2007
	Second Team	PK	2006
Corey Laidlaw	Hon. Mention	RET	2008
Josh Lankford	First Team	OL	2009
	Hon. Mention	OL	2007
Alex Lincoln	First Team	LB	1997
Bryan Madden	First Team	LB	2002
	First Team	LB	2001
Lee Martin	Hon. Mention	WR	2002
Jacob Mattina	Second Team	OL	2008
Desmond Mays	First Team	RB	2008
Craig McCraney	First Team	P	2012
Mike McKelvey	Second Team	LB	2000
Jonathan McMillan	First Team	DB	2001
	Hon. Mention	DB	2000
	Hon. Mention	DB	1999
Michael Meurrier	First Team	DB	1999
	First Team	DB	1998
	Second Team	DB	1997
Charmer Moore	Hon. Mention	WR	2004
Eric Morris	Hon. Mention	DL	2005
Matt Murphy	Second Team	WR	1998
Will Parker	Second Team	P	2003
Javaris Peoples	Hon. Mention	DL	2006
Peyton Perrett	Second Team	QB	2001
	First Team	QB	2000
Kris Pickle	Hon. Mention	WR	2000

Brad Pope	Hon. Mention	OL	1999
Mario Pun	Second Team	DB	2013
Jonathon Redd	First Team	QB	2013
Dustin Retherford	Hon. Mention	DB	2010
Blake Rowell	First Team	LB	2011
Billy Royston	Hon. Mention	OL	1998
Jonathan Russell	First Team	P	2007
	Second Team	P	2005
Cody Saxton	Hon. Mention	OL	2012
	Second Team	OL	2011
Adam Shaffer	First Team	QB	2009
	First Team	QB	2007
Bryant Shaw	First Team	DL	1999
	First Team	DL	1998
	Second Team	DL	1997
Jonathan Shaw	Hon. Mention	OL	2010
	Second Team	OL	2009
Dennis Skains	Hon. Mention	DB	2000
Kalvin Smith	First Team	RB	2006
	Second Team	RB	2005
Justin Sones	Hon. Mention	TE	2013
Terrence Taylor	Second Team	DL	2010
Marcus Terry	Second Team	WR	2007
James Thornton	Second Team	PK	2003
Eddie Travis	Hon. Mention	DL	2004
Kevin Turner	Second Team	DL	2002
Keith Villafranco	First Team	DB	2012
Craig Waddle	First Team	OL	1999
Brannon Walls	First Team	P	2009
	First Team	PK	2009
Doc Ward	Second Team	DL	2013
Jake Weddle	First Team	LB	2013
Lance Wedgeworth	First Team	DB	1997
Josh Whitehead	Hon. Mention	DB	2003
Austin Willbanks	Hon. Mention	TE	2005
Chris Williams	Second Team	OL	2010
Josh Williams	Second Team	DL	2013
Brannon Willisson	First Team	DL	2008
	First Team	DL	2007
	Hon. Mention	DL	2006
Nolan Willisson	Second Team	DL	2010
	Second Team	DL	2009
	Hon. Mention	DL	2008
John Michael Wilson	Hon. Mention	DB	2002
	Hon. Mention	DB	2001

## GULF SOUTH

### Offensive Player of the Year

Calvin Howard	RB	1979
Fred McAfee	RB	1990

### Defensive Player of the Year

Ralph Ashley	LB	1979
Earl Conway	DL	1984-85
Terry Fleming	DL	1989
Roderick Magee	LB	1991

### Freshman of the Year

Terry Fleming	DL	1985
Fred McAfee	RB	1987

### Coach of the Year

John Williams	1979 & 1990
---------------	-------------

## AMERICAN SOUTHWEST

### Offensive Player of the Year

David Glisson	RB	1997
Jake Allen	WR	2007
Adam Shaffer	QB	2009

### Defensive Player of the Year

Kyle Fulcher	LB	1997
Bryant Shaw	DL	1999
Quartez Ashmore	LB	2009

### Freshman of the Year

Peyton Perrett	QB	1999
Tommy Reyer	QB	2008

### Coach of the Year

Terry McMillan	1997
Norman Joseph	2009

■ MISSISSIPPI COLLEGE FOOTBALL COACHING RECORDS

<i>Coach</i>	<i>Years</i>	<i>Total Years</i>	<i>Record</i>	<i>Pct.</i>
Manager Davis	1907	1	1-0	1.000
Manager White	1908	1	0-1	0.000
Dr. Kern	1909	1	3-0	1.000
Dale E. Chadwick	1910-12	3	4-13	.235
Dana X. Bible	1913-15	3	13-9-2	.583
C.R. "Dudy" Noble	1916	1	6-3	.667
Student Coached	1917	1	0-5	.000
Frank G. Anderson	1919	1	3-5-1	.389
Stanley Robinson	1920-23, 1928-53	26	124-84-14	.590
John M. King	1924	1	2-5-1	.313
George M. Bohler	1925-27	3	17-9-1	.648
Joe Murphy	1954-58	5	16-21-4	.439
Hartwell McPhail	1959-71	13	60-50-5	.543
Bernard Blackwell	1971	1	1-3	.250
John M. Williams	1972-90	19	122-81-3	.600
Terry L. McMillan	1991-99	9	45-42-5	.516
Johnny Mills	2000-04	5	18-32	.360
Norman Joseph	2005-13	9	42-50	.457
<b>14 Coaches</b>		<b>102 Years</b>	<b>477-413-36</b>	<b>.535</b>

**COACHES RANKED BY GAMES COACHED**

<i>Coach</i>	<i>Seasons</i>	<i>Games</i>
Stanley Robinson	1920-23, 1928-53	222
John M. Williams	1972-90	206
Hartwell McPhail	1959-71	115
Norman Joseph	2005-13	92
Terry L. McMillan	1991-99	92
Johnny Mills	2000-04	50
Joe Murphy	1954-58	41
George M. Bohler	1925-27	27
Dana X. Bible	1913-15	24
Dale E. Chadwick	1910-12	17
Frank G. Anderson	1919	9
C.R. "Dudy" Noble	1916	9
John M. King	1924	8
Bernard Blackwell	1971	4

**COACHES RANKED BY GAMES WON**

<i>Coach</i>	<i>Seasons</i>	<i>Games</i>
Stanley Robinson	1920-23, 1928-53	124
John M. Williams	1972-90	122
Hartwell McPhail	1959-71	60
Terry L. McMillan	1991-99	45
Norman Joseph	2005-13	42
Johnny Mills	2000-04	18
George M. Bohler	1925-27	17
Joe Murphy	1954-58	16
Dana X. Bible	1913-15	13
C.R. "Dudy" Noble	1916	6
Dale E. Chadwick	1910-12	4
Frank G. Anderson	1919	3
John M. King	1924	2
Bernard Blackwell	1971	1

**COACHES RANKED BY WIN PERCENTAGE**

<i>Coach</i>	<i>Seasons</i>	<i>Games</i>
C.R. "Dudy" Noble	1916	.667
George M. Bohler	1925-27	.648
John M. Williams	1972-90	.600
Stanley Robinson	1920-23, 1928-53	.590
Dana X. Bible	1913-15	.583
Hartwell McPhail	1959-71	.543
Terry L. McMillan	1991-99	.516
Norman Joseph	2005-13	.457
Joe Murphy	1954-58	.439
Frank G. Anderson	1919	.389
Johnny Mills	2000-04	.360
John M. King	1924	.313
Bernard Blackwell	1971	.250
Dale E. Chadwick	1910-12	.235

**COACHES RANKED BY SCORING AVERAGE**

<i>Coach</i>	<i>Seasons</i>	<i>Games</i>
Norman Joseph	2005-13	29.36
C.R. "Dudy" Noble	1916	29.00
Terry L. McMillan	1991-99	23.15
John M. Williams	1972-90	21.71
Johnny Mills	2000-04	19.90
George M. Bohler	1925-27	17.56
Dana X. Bible	1913-15	17.33
Hartwell McPhail	1959-71	16.42
Stanley Robinson	1920-23, 1928-53	15.75
John M. King	1924	11.75
Bernard Blackwell	1971	11.50
Frank G. Anderson	1919	11.22
Joe Murphy	1954-58	10.41
Dale E. Chadwick	1910-12	5.58

# MISSISSIPPI COLLEGE FOOTBALL ALL-TIME RESULTS

## 1907 1-0

**Manager Davis**

1907	vs. Chamberlain-Hunt Aca.	W	6-0
------	---------------------------	---	-----

## 1908 0-1

**Manager White**

1908	vs. Ole Miss	L	0-41
------	--------------	---	------

## 1909 3-0

**Dr. Kern**

1909	vs. French Camp Aca.	W	29-0
1909	vs. Chamberlain-Hunt Aca.	W	94-0
1909	vs. Memphis	W	6-5



**Dale E. Chadwick**  
3 Seasons (1910-12)  
4-13 (.235)

## 1910 0-4

**Dale E. Chadwick**

1910	vs. Louisiana Industrial	L	0-6
1910	vs. Louisiana State	L	0-40
1910	vs. Ole Miss	L	0-24
1910	vs. Mississippi A&M	L	0-24

## 1911 1-5

**Dale E. Chadwick**

1911	vs. Mississippi A&M	L	6-27
1911	vs. Southern Univ. (AL)	W	6-5
1911	vs. Tulane	L	0-10
1911	vs. Louisiana State	L	0-40
1911	vs. Ole Miss	L	0-28
1911	vs. Louisiana Industrial	L	0-24

## 1912 3-4

**Dale E. Chadwick**

1912	vs. Vicksburg Athletic Club	W	44-0
1912	vs. Mississippi A&M	L	0-19
1912	vs. Louisiana State	L	0-45
1912	vs. Tulane	L	6-19
1912	vs. Ole Miss	L	0-12
1912	vs. Louisiana Industrial	W	14-13
1912	vs. Howard College	W	20-6



**Dana X. Bible**  
3 Seasons (1913-15)  
13-9-2 (.583)

## 1913 6-3

**Dana X. Bible**

1913	vs. Pearl River JC	W	67-0
1913	vs. Marion Institute	L	0-7
1913	vs. Mississippi A&M	L	13-14
1913	vs. Tulane	W	13-3
1913	vs. Ouachita Baptist	W	22-14
1913	vs. Henderson State	W	7-2
1913	vs. Alabama	L	3-21
1913	vs. Louisiana Industrial	W	14-3
1913	vs. Howard College	W	10-6

## 1914 4-3-1

**Dana X. Bible**

1914	vs. Christian Brothers	L	0-62
1914	vs. Mississippi State Normal	W	40-0
1914	vs. Louisiana State	L	0-14
1914	vs. Jefferson State	W	25-0
1914	vs. Ole Miss	T	7-7
1914	vs. Louisiana Industrial	W	46-0
1914	vs. Ouachita Baptist	L	0-19
1914	vs. Howard College	W	27-6

## 1915 3-3-1

**Dana X. Bible**

1915	vs. Chamberlain-Hunt Aca.	W	28-0
1915	vs. Mississippi A&M	L	0-12
1915	vs. Louisiana State	L	0-14
1915	vs. Alabama	L	0-40
1915	vs. Tulane	W	20-6
1915	vs. Ole Miss	W	74-6
1915	vs. Louisiana Industrial	T	0-0
1915	vs. Ouachita Baptist*	--	--

\* Game Canceled with Ouachita ahead 6-0



**C.R. "Dudy" Noble**  
1 Season (1916)  
6-3 (.667)

## 1916 6-3

**C.R. "Dudy" Noble**

1916	vs. Marion Institute	W	32-0
1916	vs. Louisiana Industrial	W	47-0
1916	vs. Ouachita Baptist	W	26-0
1916	vs. Ole Miss	W	36-14
1916	vs. Mississippi A&M	W	13-6
1916	vs. Tulane	L	3-13
1916	vs. Louisiana State	L	7-50
1916	vs. Alabama	L	7-13
1916	vs. Mississippi State Normal	W	90-0

## 1917 0-5

**Student Coached**

1917	vs. Mississippi A&M	L	0-68
1917	vs. Alabama	L	0-46
1917	vs. Ouachita Baptist	L	0-7
1917	vs. Ole Miss	L	0-21
1917	vs. Louisiana State	L	0-34



**Frank G. Anderson**  
1 Season (1919)  
3-5-1 (.389)

## 1919 3-5-1

**Frank G. Anderson**

1919	vs. Ole Miss	L	0-6
1919	vs. Mississippi A&M	L	7-56
1919	vs. Jefferson State	W	6-0
1919	vs. Chamberlain-Hunt Aca.	W	57-0
1919	vs. Ouachita Baptist	T	0-0
1919	vs. Hendrix	L	12-15
1919	vs. Tulane	L	0-49
1919	vs. Louisiana State	L	0-24
1919	vs. State Teachers College	W	19-7



**Stanley Robinson**  
26 Seasons (1920-23, 1928-53)  
124-84-14 (.590)

## 1920 3-5

**Stanley Robinson**

1920	vs. Mississippi A&M	L	0-27
1920	vs. Tulane	L	0-27
1920	vs. Alabama	L	0-52
1920	vs. Ouachita Baptist	W	6-0
1920	vs. Louisiana State	L	9-41
1920	vs. Howard College	W	21-7
1920	vs. Millsaps	W	60-0
1920	vs. Spring Hill	L	20-21

## 1921 7-2-1

**Stanley Robinson**

1921	vs. Tulane	W	14-0
1921	vs. Louisiana College	W	68-0
1921	vs. Mississippi A&M	L	13-14
1921	vs. Union (TN)	W	35-0
1921	vs. Birmingham-Southern	W	27-6
1921	vs. Ole Miss	W	27-7
1921	vs. Millsaps	W	56-7
1921	vs. Florida	T	7-7
1921	vs. Spring Hill	W	28-7
1921	vs. Baylor	L	0-24

## 1922 6-3

**Stanley Robinson**

1922	vs. Louisiana College	W	22-0
1922	vs. Tulane	L	0-30
1922	vs. Henderson State	W	3-0
1922	vs. Howard College	W	26-0
1922	vs. Baylor	L	7-40
1922	vs. Millsaps	W	13-6
1922	vs. Florida	L	0-58
1922	vs. Birmingham-Southern	W	6-0
1922	vs. Spring Hill	W	7-6

## 1923 5-1-2

**Stanley Robinson**

1923	vs. Tulane	L	3-18
1923	vs. Birmingham-Southern	W	19-0
1923	vs. Howard College	W	7-3
1923	vs. Louisiana College	W	3-0
1923	vs. Louisiana State	T	0-0
1923	vs. Ole Miss	W	6-0
1923	vs. Mercer	W	15-0
1923	vs. Millsaps	T	0-0



**John M. King**  
1 Season (1924)  
2-5-1 (.313)

## 1924 2-5-1

**John M. King**

1924	vs. Tulane	L	7-32
1924	vs. Alabama	L	0-51
1924	vs. Millsaps	W	14-0
1924	vs. Birmingham-Southern	L	6-13
1924	vs. Louisiana College	W	48-7
1924	vs. Mississippi A&M	L	6-7
1924	vs. Ole Miss	L	6-10
1924	vs. Mercer	T	7-7



**George M. Bohler**  
3 Seasons (1925-27)  
17-9-1 (.648)

## 1925 2-6-1

**George M. Bohler**

1925	vs. Centenary (LA)	W	22-8
1925	vs. Louisiana Polytechnic	L	0-6
1925	vs. Loyola (LA)	L	6-7
1925	vs. Birmingham-Southern	T	25-25
1925	vs. Millsaps	L	0-6
1925	vs. Howard College	L	6-10
1925	vs. Mississippi A&M	L	0-46
1925	vs. Ole Miss	L	7-19
1925	vs. Louisiana College	W	28-0

## 1926 7-3

**George M. Bohler**

1926	vs. Pearl River JC	W	21-7
1926	vs. Clarke JC	W	23-0
1926	vs. Mississippi A&M	L	0-41
1926	vs. Centenary (LA)	L	14-28
1926	vs. Millsaps	W	43-13
1926	vs. Howard College	W	23-10
1926	vs. Birmingham-Southern	W	27-12
1926	vs. Union (TN)	W	21-7
1926	vs. Louisiana College	W	40-13
1926	vs. Southwestern of Memphis	L	16-20

## 1927 8-0

**George M. Bohler**

1927	vs. Union (TN)	W	18-0
1927	vs. Louisiana College	W	30-0
1927	vs. Millsaps	W	12-0
1927	vs. Louisiana Polytechnic	W	7-0
1927	vs. Howard College	W	13-0
1927	vs. Birmingham-Southern	W	33-19
1927	vs. Southwestern Louisiana	W	27-0
1927	vs. Southern (FL)	W	12-0



**Stanley Robinson**  
26 Seasons (1920-23, 1928-53)  
124-84-14 (.590)

## 1928 7-1-2

**Stanley Robinson**

1928	vs. State Teachers College	W	82-0
1928	vs. Spring Hill	W	15-0
1928	vs. Southwestern Louisiana	W	19-0
1928	vs. Millsaps	T	6-6
1928	vs. Louisiana Polytechnic	W	13-0
1928	vs. Howard College	T	6-6
1928	vs. Birmingham-Southern	L	7-19
1928	vs. Chattanooga	W	20-19
1928	vs. Union (TN)	W	35-13
1928	vs. Louisiana College	W	13-0

# MISSISSIPPI COLLEGE FOOTBALL ALL-TIME RESULTS

## 1929 3-6-1

<i>Stanley Robinson</i>		
1929 vs. Mississippi A&M	L	0-6
1929 vs. Alabama	L	0-55
1929 vs. State Teachers College	W	20-0
1929 vs. Howard College	T	0-0
1929 vs. Millsaps	L	0-7
1929 vs. Spring Hill	L	6-25
1929 vs. Birmingham-Southern	L	0-20
1929 vs. Louisiana Polytechnic	W	21-6
1929 vs. Univ. of Mexico	W	28-0
1929 vs. Southwestern of Memphis	L	7-20

## 1930 6-2

<i>Stanley Robinson</i>		
1930 vs. Louisiana College	W	33-14
1930 vs. Mississippi A&M	W	13-12
1930 vs. Louisiana Polytechnic	W	36-0
1930 vs. Chattanooga	L	7-24
1930 vs. Univ. of Mexico	W	40-0
1930 vs. Birmingham-Southern	W	6-0
1930 vs. Millsaps	W	8-7
1930 vs. Colgate	L	0-23

## 1931 5-4

<i>Stanley Robinson</i>		
1931 vs. Louisiana College	W	36-6
1931 vs. Mississippi A&M	W	6-2
1931 vs. State Teachers College	W	45-13
1931 vs. Birmingham-Southern	L	0-7
1931 vs. Loyola (LA)	L	4-13
1931 vs. Colgate	L	0-27
1931 vs. Louisiana Polytechnic	L	13-19
1931 vs. Millsaps	W	9-0
1931 vs. Southwestern Louisiana	W	54-3

## 1932 4-4

<i>Stanley Robinson</i>		
1932 vs. Loyola (LA)	L	0-6
1932 vs. Louisiana College	W	32-0
1932 vs. Mississippi State	L	7-18
1932 vs. Birmingham-Southern	L	4-6
1932 vs. Chattanooga	W	13-6
1932 vs. Colgate	L	0-32
1932 vs. Louisiana Polytechnic	W	20-7
1932 vs. Millsaps	W	7-6

## 1933 3-4-1

<i>Stanley Robinson</i>		
1933 vs. Louisiana College	W	33-7
1933 vs. State Teachers College	W	33-7
1933 vs. Spring Hill	W	14-8
1933 vs. Chattanooga	T	0-0
1933 vs. Mississippi State	L	0-18
1933 vs. Loyola (LA)	L	0-38
1933 vs. Howard College	L	0-20
1933 vs. Millsaps	L	0-2

## 1934 5-4

<i>Stanley Robinson</i>		
1934 vs. Spring Hill	W	7-0
1934 vs. State Teachers College	W	12-0
1934 vs. Southwestern of Memphis	W	20-7
1934 vs. Loyola (LA)	L	7-20
1934 vs. Mississippi State	L	6-13
1934 vs. Chattanooga	L	0-13
1934 vs. Louisiana Polytechnic	W	32-0
1934 vs. Louisiana College	W	19-13
1934 vs. Millsaps	L	0-13

## 1935 2-6-1

<i>Stanley Robinson</i>		
1935 vs. Louisiana College	L	0-7
1935 vs. Howard College	L	0-49
1935 vs. Spring Hill	L	0-12
1935 vs. Southwestern of Memphis	L	0-13
1935 vs. Delta State	W	33-0
1935 vs. Chattanooga	W	12-6
1935 vs. Louisiana Polytechnic	L	7-21
1935 vs. Loyola (LA)	L	9-37
1935 vs. Millsaps	T	0-0

## 1936 5-3-1

<i>Stanley Robinson</i>		
1936 vs. Southwestern Louisiana	T	13-13
1936 vs. Chattanooga	L	6-7

1936 vs. Spring Hill	W	28-7
1936 vs. Murray State Teachers	W	20-14
1936 vs. Millsaps	L	0-7
1936 vs. Delta State	W	20-0
1936 vs. Ouachita Baptist	L	13-31
1936 vs. Oglethorpe	W	26-0
1936 vs. Millsaps	W	19-7

## 1937 3-6-1

<i>Stanley Robinson</i>		
1937 vs. Southwestern of Memphis	W	13-0
1937 vs. Chattanooga	L	0-13
1937 vs. Tulane	L	0-84
1937 vs. Millsaps	T	0-0
1937 vs. Murray State Teachers	L	0-43
1937 vs. Spring Hill	W	18-7
1937 vs. Oglethorpe	L	0-12
1937 vs. Millsaps	W	12-0
1937 vs. Stetson	L	6-14
1937 vs. Tampa	L	0-20

## 1938 7-2

<i>Stanley Robinson</i>		
1938 vs. Louisiana Polytechnic	W	26-13
1938 vs. Centre	L	0-13
1938 vs. Louisiana College	W	33-14
1938 vs. Chattanooga	L	25-28
1938 vs. Millsaps	W	21-0
1938 vs. Oglethorpe	W	33-6
1938 vs. Spring Hill	W	36-0
1938 vs. Mercer	W	26-21
1938 vs. Millsaps	W	32-0

## 1939 6-1-1

<i>Stanley Robinson</i>		
1939 vs. Centre	W	7-0
1939 vs. Chattanooga	T	0-0
1939 vs. Loyola (LA)	L	0-32
1939 vs. Spring Hill	W	25-7
1939 vs. Millsaps	W	29-0
1939 vs. Mercer	W	15-0
1939 vs. Louisiana College	W	20-7
1939 vs. Oglethorpe	W	14-6

## 1940 5-1-1

<i>Stanley Robinson</i>		
1940 vs. Centre	W	20-13
1940 vs. Chattanooga	T	7-7
1940 vs. Spring Hill	W	41-7
1940 vs. Colgate	L	0-31
1940 vs. Millsaps	W	27-0
1940 vs. Mercer	W	26-6
1940 vs. Louisiana College	W	32-6

## 1941 5-3

<i>Stanley Robinson</i>		
1941 vs. Centre	L	7-14
1941 vs. Union (TN)	L	9-26
1941 vs. Chattanooga	L	6-26
1941 vs. Delta State	W	17-6
1941 vs. Millsaps	W	21-0
1941 vs. Mercer	W	27-19
1941 vs. Spring Hill	W	53-7
1941 vs. Army (Camp Shelby)	W	56-7

## NO SEASONS FROM 1942-1945 DUE TO WORLD WAR II

## 1946 7-2

<i>Stanley Robinson</i>		
1946 vs. Pensacola Navy	L	13-39
1946 vs. Alabama Teachers	W	24-12
1946 vs. Centre	W	26-6
1946 vs. Sewanee	W	20-6
1946 vs. Southeastern Louisiana	L	0-14
1946 vs. Stetson	W	13-0
1946 vs. Louisiana College	W	32-0
1946 vs. Millsaps	W	35-0
1946 vs. Univ. of Mexico	W	43-7

## 1947 5-2-1

<i>Stanley Robinson</i>		
1947 vs. Alabama Teachers	W	19-0
1947 vs. Univ. of Mexico	W	43-13
1947 vs. Centre	W	25-12
1947 vs. Sewanee	L	0-14
1947 vs. Millsaps	L	0-7
1947 vs. Delta State	W	18-0
1947 vs. Louisiana College	W	34-0
1947 vs. Stetson	T	6-6

## 1948 4-5

<i>Stanley Robinson</i>		
1948 vs. Arkansas State	L	0-14
1948 vs. Stetson	W	14-0
1948 vs. Delta State	L	6-7
1948 vs. Sewanee	L	19-20
1948 vs. Southwestern of Memphis	W	46-6
1948 vs. Millsaps	W	20-14
1948 vs. Youngstown State	L	7-36
1948 vs. Florida State	L	6-26
1948 vs. East Texas Baptist	W	13-0

## 1949 4-5

<i>Stanley Robinson</i>		
1949 vs. Arkansas State	W	19-7
1949 vs. Louisiana College	L	7-26
1949 vs. Florida State	L	12-33
1949 vs. Sewanee	L	0-21
1949 vs. Southwestern of Memphis	W	19-13
1949 vs. Millsaps	W	43-6
1949 vs. Howard College	L	14-19
1949 vs. East Texas Baptist	L	7-14
1949 vs. Stetson	W	34-13

## 1950 6-2

<i>Stanley Robinson</i>		
1950 vs. Arkansas A&M	L	0-27
1950 vs. Union (TN)	W	19-7
1950 vs. Marion Institute	W	40-6
1950 vs. Southwestern of Memphis	W	33-0
1950 vs. Millsaps	W	19-7
1950 vs. Sewanee	W	13-6
1950 vs. Howard College	W	7-6
1950 vs. Florida State	L	0-33

## 1951 1-6

<i>Stanley Robinson</i>		
1951 vs. Arkansas A&M	L	0-25
1951 vs. Union (TN)	L	13-25
1951 vs. Memphis Navy	W	25-0
1951 vs. Howard College	L	6-19
1951 vs. Sewanee	L	0-29
1951 vs. Millsaps	L	7-12
1951 vs. Hendrix	L	6-7

## 1952 5-3

<i>Stanley Robinson</i>		
1952 vs. Union (TN)	W	7-6
1952 vs. Southwestern of Memphis	W	20-6
1952 vs. Howard College	W	7-0
1952 vs. Sewanee	L	7-12
1952 vs. Millsaps	L	20-21
1952 vs. Colgate	L	12-53
1952 vs. Hendrix	W	32-14
1952 vs. Ouachita Baptist	W	38-7

## 1953 5-2-1

<i>Stanley Robinson</i>		
1953 vs. Univ. of Mexico	L	20-34
1953 vs. Austin College	T	19-19
1953 vs. Southwestern of Memphis	W	20-9
1953 vs. Howard College	W	25-6
1953 vs. Sewanee	W	14-12
1953 vs. Millsaps	W	20-19
1953 vs. Hendrix	W	39-13
1953 vs. Ouachita Baptist	L	14-19

# MISSISSIPPI COLLEGE FOOTBALL ALL-TIME RESULTS



**Joe Murphy**  
5 Seasons (1954-58)  
16-21-4 (.439)

## 1954 4-4

<b>Joe Murphy</b>			
1954	vs. Univ. of Mexico	L	13-19
1954	vs. Austin College	L	0-26
1954	vs. Southwestern of Memphis	W	26-7
1954	vs. Howard College	W	13-6
1954	vs. Sewanee	W	7-6
1954	vs. Millsaps	L	6-13
1954	vs. Delta State	L	0-25
1954	vs. Hendrix	W	19-7

## 1955 5-4

<b>Joe Murphy</b>			
1955	vs. Univ. of Mexico	L	7-28
1955	vs. Southwestern of Memphis	W	21-12
1955	vs. Howard College	W	19-14
1955	vs. Sewanee	W	24-0
1955	vs. Millsaps	W	18-14
1955	vs. Delta State	L	0-41
1955	vs. Hendrix	W	30-7
1955	vs. Southern State (AR)	L	0-36
1955	vs. Stetson	L	0-25

## 1956 2-4-2

<b>Joe Murphy</b>			
1956	vs. Livingston	T	6-6
1956	vs. Southwestern of Memphis	L	13-21
1956	vs. Delta State	L	0-25
1956	vs. Howard College	W	12-6
1956	vs. Sewanee	W	13-6
1956	vs. Millsaps	T	0-0
1956	vs. Ouachita Baptist	L	7-20
1956	vs. Western Kentucky	L	0-14

## 1957 5-2-1

<b>Joe Murphy</b>			
1957	vs. Delta State	L	7-19
1957	vs. Southwestern of Memphis	W	19-7
1957	vs. Howard College	W	19-13
1957	vs. Sewanee	T	6-6
1957	vs. Millsaps	W	19-0
1957	vs. Ouachita Baptist	W	28-6
1957	vs. Hendrix	W	46-26
1957	vs. Livingston	L	7-14

## 1958 0-7-1

<b>Joe Murphy</b>			
1958	vs. Ozarks (MO)	L	0-12
1958	vs. Austin College	L	6-27
1958	vs. Southwestern of Memphis	L	8-28
1958	vs. Howard College	L	0-26
1958	vs. Sewanee	L	8-48
1958	vs. Millsaps	T	0-0
1958	vs. Louisiana College	L	0-68
1958	vs. Ouachita Baptist	L	0-31



**Hartwell McPhail**  
13 Seasons (1959-71)  
60-50-5 (.543)

## 1959 7-2

<b>Hartwell McPhail</b>			
1959	at Louisiana College	L	0-22
1959	SOUTHWESTERN OF MEMPHIS	W	14-7
1959	AUSTIN COLLEGE	W	14-6
1959	HOWARD COLLEGE	W	27-6
1959	at Sewanee	W	27-6
1959	at Millsaps	W	26-6
1959	at Hendrix	L	0-7
1959	HARDING	W	47-7
1959	at Livingston	W	14-6

## 1960 6-2-1

<b>Hartwell McPhail</b>			
1960	SOUTHERN STATE (AR)	W	46-14
1960	LIVINGSTON	W	34-0
1960	at Austin College	L	18-20
1960	at Howard College	W	24-20
1960	at Southwestern of Memphis	W	34-7
1960	SEWANEE	T	14-14

1960	at Furman	L	20-33
1960	HENDRIX	W	46-12
1960	vs. Univ. of Mexico	W	40-0

## 1961 8-1

<b>Hartwell McPhail</b>			
1961	at Arkansas A&M	W	27-0
1961	at Southern State (AR)	W	20-0
1961	AUSTIN	W	29-0
1961	at Henderson State	W	13-0
1961	SOUTHWESTERN OF MEMPHIS	W	22-6
1961	at Jacksonville State	L	6-21
1961	HOWARD COLLEGE	W	15-14
1961	CARSON-NEWMAN	W	35-14
1961	at Sewanee	W	42-6

## 1962 5-4

<b>Hartwell McPhail</b>			
09/15	UNIV. OF MEXICO	W	22-6
09/21	at Ouachita Baptist	L	0-7
09/29	at Austin College	W	12-6
10/06	HENDERSON STATE	W	14-0
10/13	at Arkansas State	L	0-20
10/20	JACKSONVILLE STATE	W	28-0
11/03	at Howard College	L	3-21
11/10	at Carson-Newman	L	6-9
11/17	SEWANEE	W	14-6

## 1963 4-2-2

<b>Hartwell McPhail</b>			
09/21	OUACHITA BAPTIST	W	17-7
09/28	AUSTIN COLLEGE	W	7-6
10/05	at Arkansas A&M	L	0-21
10/12	at Florence State	T	0-0
10/19	at Furman	L	13-41
10/26	TROY STATE	W	6-0
11/02	HOWARD COLLEGE	T	3-3
11/09	at Jacksonville State	W	14-6
11/16	at Univ. of Mexico**	--	--

\*\* Canceled Due to Kennedy assassination.

## 1964 4-4-1

<b>Hartwell McPhail</b>			
09/12	at Furman	L	10-13
09/19	UNIV. OF MEXICO	W	40-6
09/26	at Davidson	L	14-17
10/03	ARKANSAS A&M	W	21-11
10/10	FLORENCE STATE	W	3-0
10/17	at Troy State	L	19-21
10/31	at Howard College	L	7-24
11/07	JACKSONVILLE STATE	T	24-24
11/14	at Austin College	W	16-13

## 1965 3-6

<b>Hartwell McPhail</b>			
1965	at Henderson State	L	0-9
1965	at Arkansas A&M	L	14-16
1965	at Florence State	W	21-7
1965	TROY STATE	W	35-15
1965	at Jacksonville State	L	0-20
1965	HOWARD COLLEGE	L	12-20
1965	at Arkansas State Teachers	L	0-25
1965	AUSTIN COLLEGE	W	21-19
1965	LIVINGSTON	L	14-33

## 1966 3-7

<b>Hartwell McPhail</b>			
09/15	HENDERSON STATE	W	23-13
09/24	at Southeastern Oklahoma	L	7-14
09/29	ARKANSAS A&M	L	7-14
10/08	FLORENCE STATE	L	7-14
10/15	at Ouachita Baptist	W	27-26
10/22	JACKSONVILLE STATE	L	0-17
10/29	at Samford	L	21-45
11/05	ARKANSAS STATE TEACHERS	W	30-26
11/12	at Southern State (AR)	L	13-30
11/19	at Livingston	L	0-14

## 1967 6-3

<b>Hartwell McPhail</b>			
09/16	at Furman	L	6-15
09/23	SOUTHEASTERN OKLAHOMA	W	28-0
09/30	at Arkansas A&M	L	0-6
10/07	at Florence State	W	28-22
10/12	OUACHITA BAPTIST	W	41-21
10/21	at Louisiana College	W	27-9

10/28	SAMFORD	L	21-28
11/11	SOUTHERN STATE (AR)	W	33-10
11/18	LIVINGSTON	W	31-13

## 1968 4-5

<b>Hartwell McPhail</b>			
09/14	FURMAN	W	21-12
09/21	at Henderson State	L	0-17
09/26	SOUTHERN STATE (AR)	W	17-7
10/05	at Ouachita Baptist	L	0-16
10/12	FLORENCE STATE	L	14-35
10/19	LOUISIANA COLLEGE	W	24-8
10/26	at Samford	L	0-41
11/02	ARKANSAS A&M	W	9-7
11/09	at Livingston	L	7-26

## 1969 5-4

<b>Hartwell McPhail</b>			
09/20	HENDERSON STATE	W	21-20
09/27	at Southern State (AR)	W	21-17
10/02	OUACHITA BAPTIST	W	23-21
10/11	at Harding	L	7-18
10/18	at Delta State	L	7-33
10/25	SAMFORD	W	45-7
11/08	LIVINGSTON	L	13-37
11/15	at Arkansas A&M	L	14-34
11/22	at Furman	W	21-19

## 1970 4-5-1

<b>Hartwell McPhail</b>			
09/19	Henderson State	L	10-14
09/26	at Southern State (AR)	W	21-13
10/03	at Ouachita Baptist	L	28-50
10/10	HARDING	W	24-0
10/17	vs. Delta State	T	30-30
10/24	at Samford	L	13-21
10/31	ARKANSAS A&M	W	21-14
11/07	at Livingston	L	13-23
11/14	PENSACOLA NAVY	W	7-3
11/21	FURMAN	L	17-38

## 1971 2-8

<b>Hartwell McPhail (1-5) -- Bernard Blackwell (1-3)</b>			
09/16	at Henderson State	L	6-24
09/23	SOUTHERN STATE (AR)	L	17-19
10/02	OUACHITA BAPTIST	L	0-28
10/09	at Harding	L	14-20
10/16	at Western Carolina	L	0-37
10/23	NICHOLLS STATE	W	15-6
10/30	at Arkansas-Monticello	L	14-30
11/06	SAMFORD	L	0-41
11/13	LIVINGSTON	L	3-20
11/20	at Northwood Institute	W	29-9



**John M. Williams**  
19 Seasons (1972-90)  
122-81-3 (.600)

## 1972 4-5-1

<b>John M. Williams</b>			
09/09	at Livingston	L	7-21
09/16	HENDERSON STATE	L	12-15
09/23	at Southern State (AR)	L	21-34
10/07	FLORENCE STATE	W	14-6
10/14	at Nicholls State	W	42-13
10/21	WESTERN CAROLINA	W	20-6
10/28	at Harding	L	3-48
11/04	STATE COLLEGE OF ARKANSAS	W	25-14
11/11	at Ouachita Baptist	L	7-24
11/18	at Samford	T	13-13

## 1973 4-6, 3-4 GSC

<b>John M. Williams</b>			
09/15	at Henderson State	L	7-17
09/22	SOUTHERN STATE (AR)	L	26-28
09/29	at Delta State	L	16-17
10/06	at Florence State	W	26-7
10/13	at Nicholls State	W	21-7
10/20	LIVINGSTON	L	3-27
10/27	ARKANSAS-MONTICELLO	W	21-0
11/03	at State College of Arkansas	L	24-27
11/10	OUACHITA BAPTIST	L	13-14
11/17	SAMFORD	W	12-10

# MISSISSIPPI COLLEGE FOOTBALL ALL-TIME RESULTS

## 1974 2-9, 0-7 GSC

John M. Williams		
1974	MEXICO POLYTECHNICO	W 51-0
1974	HENDERSON STATE	L 0-7
1974	DELTA STATE	L 3-13
1974	at Arkansas-Monticello**	W 3-0
1974	TENNESSEE-MARTIN**	W 23-7
1974	at Livingston**	T 21-21
1974	at Nicholls State	L 12-21
1974	BAPTIST CHRISTIAN	W 61-14
1974	NORTH ALABAMA	L 23-30
1974	STATE COLLEGE OF ARKANSAS	L 3-7
1974	at Ouachita Baptist	L 0-17

\*\* Later forfeited due to ineligible player

## 1975 6-5, 2-5 GSC

John M. Williams		
1975	at Henderson State	L 14-24
1975	ARKANSAS-MONTICELLO	W 47-0
1975	LIVINGSTON	L 7-20
1975	at Tennessee-Martin	W 14-10
1975	DELTA STATE	L 0-24
1975	UNIV. OF MEXICO	W 56-0
1975	NICHOLLS STATE	W 19-7
1975	at North Alabama	L 14-41
1975	at Central Arkansas	W 35-7
1975	OUACHITA BAPTIST	L 10-13
1975	at Mexico Polytechnico	W 83-0

## 1976 2-8, 0-8 GSC

John M. Williams		
1976	at Nicholls State	L 7-17
1976	at Arkansas-Monticello	W 39-3
1976	at Livingston	L 7-14
1976	at Tennessee-Martin	L 14-36
1976	DELTA STATE	L 3-7
1976	OUACHITA BAPTIST	L 0-6
1976	HARDING	W 34-23
1976	at Southeastern Louisiana	L 20-34
1976	at Troy State	L 6-38
1976	NORTH ALABAMA	L 20-34

## 1977 6-4, 4-4 GSC

John M. Williams		
1977	NICHOLLS STATE	L 0-6
1977	ARKANSAS-MONTICELLO	W 16-0
1977	LIVINGSTON	L 16-21
1977	TENNESSEE-MARTIN	W 27-24
1977	at Delta State	L 13-24
1977	at Ouachita Baptist	W 20-8
1977	at Harding	W 15-12
1977	at Southeastern Louisiana	L 6-23
1977	TROY STATE	W 17-15
1977	at North Alabama	W 28-0

## 1978 5-5, 3-4 GSC

John M. Williams		
09/09	at East Tennessee State	W 17-3
09/16	HENDERSON STATE	W 21-8
09/23	at Livingston	W 24-16
09/30	at Tennessee-Martin	W 21-7
10/07	DELTA STATE	W 27-0
10/14	OUACHITA BAPTIST	L 6-15
10/21	at Nicholls State	L 7-10
10/28	SOUTHEASTERN LOUISIANA	L 10-13
11/04	at Troy State	L 16-27
11/11	NORTH ALABAMA	L 0-30

## 1979 10-3, 5-1 GSC

John M. Williams		
Gulf South Conference Champions		
1979	JACKSONVILLE STATE	W 17-7
1979	at Henderson State	W 28-13
1979	SOUTHERN ARKANSAS	W 35-14
1979	TENNESSEE-MARTIN	L 10-13
1979	at Delta State	W 27-19
1979	at Ouachita Baptist	W 29-24
1979	at Nicholls State	W 28-14
1979	LIVINGSTON	W 30-14
1979	TROY STATE	W 38-21
1979	at North Alabama	W 17-10
1979	at Southeastern Louisiana	L 14-34
1979	NORTH DAKOTA**	W 35-15
1979	at Delaware**	L 10-60

\*\* NCAA Division II Playoffs

## 1980 4-5, 2-4 GSC

John M. Williams		
1980	at Jacksonville State	L 14-51
1980	at Southern Arkansas	W 10-7
1980	at Troy State	L 0-30
1980	DELTA STATE	W 10-7
1980	OUACHITA BAPTIST	W 35-10
1980	at Tennessee-Martin	L 27-30
1980	at Livingston	W 28-8
1980	at Northeast Louisiana	L 22-40
1980	NORTH ALABAMA	L 22-28

## 1981 6-4, 3-3 GSC

John M. Williams		
09/12	at Stephen F. Austin	W 17-14
09/19	at Presbyterian	W 24-14
09/26	SOUTHERN ARKANSAS	L 9-21
10/03	TROY STATE	W 19-13
10/10	JACKSONVILLE STATE	L 0-40
10/17	at Ouachita Baptist	W 17-10
10/24	TENNESSEE-MARTIN	L 28-29
10/31	LIVINGSTON	W 37-17
11/07	at Delta State	W 38-21
11/14	at North Alabama	L 23-37

## 1982 8-3, 6-1 GSC

John M. Williams		
09/04	at Northwestern State	L 20-24
09/11	VALDOSTA STATE	W 28-13
09/18	PRESBYTERIAN	L 16-17
09/25	at Southern Arkansas	W 35-8
10/02	at Troy State	W 31-7
10/09	at Jacksonville State	L 36-52
10/16	OUACHITA BAPTIST	W 42-14
10/23	at Tennessee-Martin	W 16-9
10/30	at Livingston	W 21-3
11/06	DELTA STATE	W 27-6
11/13	NORTH ALABAMA	W 28-20

## 1983 8-3, 4-3 GSC

John M. Williams		
09/03	at Southeastern Louisiana	W 16-10
09/10	at Valdosta State	W 26-3
09/17	at Stephen F. Austin	W 36-29
09/24	SOUTHERN ARKANSAS	W 23-7
10/01	TROY STATE	W 17-0
10/08	JACKSONVILLE STATE	W 30-18
10/15	at Ouachita Baptist	W 30-7
10/22	TENNESSEE-MARTIN	W 28-0
10/29	LIVINGSTON	L 14-24
11/05	at North Alabama	L 0-28
11/19	at Delta State	L 21-31

## 1984 6-2-1, 5-2-1 GSC

John M. Williams		
09/08	at North Alabama	T 24-24
09/15	at Southeastern Louisiana	W 7-6
09/29	TENNESSEE-MARTIN	W 28-10
10/06	at Jacksonville State	W 28-0
10/13	TROY STATE	L 7-14
10/20	at Livingston	W 35-7
10/27	WEST GEORGIA	W 52-24
11/03	at Valdosta State	W 10-3
11/17	DELTA STATE	L 21-30

## 1985 7-2-1, 6-1-1 GSC

John M. Williams		
09/07	NORTH ALABAMA	W 17-13
09/14	at Arkansas State	L 13-41
09/21	at Southeastern Louisiana	W 34-30
10/05	at Tennessee-Martin	W 38-0
10/12	JACKSONVILLE STATE	W 50-3
10/19	at Troy State	W 45-21
10/26	LIVINGSTON	W 14-7
11/02	at West Georgia	L 28-30
11/09	VALDOSTA STATE	W 28-7
11/23	at Delta State	T 14-14

## 1986 7-4, 5-3 GSC

John M. Williams		
08/30	SOUTHEAST MISSOURI STATE	L 27-30
09/13	at North Alabama	W 21-6
09/20	ARKANSAS-MONTICELLO	W 42-7
09/27	at West Texas State	W 34-24
10/04	TENNESSEE-MARTIN	W 28-3
10/11	at Jacksonville State	W 28-14

10/18	TROY STATE	L 0-10
10/25	at Livingston	W 16-14
11/01	WEST GEORGIA	W 30-14
11/08	at Valdosta State	L 10-21
11/22	DELTA STATE	L 10-21

## 1987 6-5, 5-3 GSC

John M. Williams		
09/12	at Arkansas State	L 0-35
09/19	NORTH ALABAMA	L 20-24
09/26	WEST TEXAS STATE	W 28-16
10/03	at Tennessee-Martin	W 34-24
10/10	JACKSONVILLE STATE	W 15-13
10/17	at Troy State	L 21-48
10/24	LIVINGSTON	L 7-8
10/31	at West Georgia	W 37-7
11/07	VALDOSTA STATE	W 20-12
11/14	at Southeast Missouri State	L 28-30
11/21	at Delta State	W 13-7

## 1988 9-3, 7-1 GSC

John M. Williams		
Gulf South Conference Tri-Champions		
09/03	at McNeese State	L 2-6
09/10	at North Alabama	W 42-35
09/17	SOUTHEAST MISSOURI STATE	W 41-13
09/24	TENNESSEE-MARTIN	W 24-21
10/01	at Jacksonville State	L 0-10
10/08	TROY STATE	W 18-12
10/15	at Livingston	W 21-10
10/22	WEST GEORGIA	W 10-8
10/29	at Valdosta State	W 31-21
11/05	at Lamar	W 16-14
11/12	DELTA STATE	W 7-3
11/19	at Texas A&I**	L 15-39

\*\* NCAA Division II Playoffs

## 1989 11-3, 6-2 GSC

John M. Williams		
Won National Championship Game		
Later revoked by NCAA		
09/02	at McNeese State	L 21-28
09/09	NORTH ALABAMA	W 34-0
09/16	at Southeast Missouri State	W 21-6
09/23	at Tennessee-Martin	W 24-3
09/30	JACKSONVILLE STATE	L 3-23
10/07	at Troy State	W 45-7
10/14	LIVINGSTON	W 23-10
10/21	at West Georgia	W 48-6
10/28	VALDOSTA STATE	W 32-3
11/11	at Delta State	L 7-17
11/18	at Texas A&I**	W 34-19
11/25	at St. Cloud State**	W 55-24
12/02	INDIANA (PA)**	W 26-14
12/09	vs. Jacksonville State**	W 3-0

\*\* NCAA Division II Playoffs

## 1990 11-2, 8-0 GSC

John M. Williams		
Gulf South Conference Champions		
09/08	at North Alabama	W 21-10
09/15	at Northeast Louisiana	L 7-17
09/22	TENNESSEE-MARTIN	W 44-14
09/29	at Jacksonville State	W 17-7
10/06	TROY STATE	W 36-16
10/13	vs. Livingston	W 36-0
10/20	WEST GEORGIA	W 44-17
10/27	at Valdosta State	W 17-10
11/03	at Nicholls State	W 31-20
11/10	DELTA STATE	W 35-17
11/17	WOFFORD**	W 70-19
11/24	JACKSONVILLE STATE**	W 14-7
12/01	INDIANA (PA)**	L 8-27

\*\* NCAA Division II Playoffs



**Terry L. McMillan**  
9 Seasons (1991-99)  
45-42-5 (.516)

## 1991 7-4-1, 4-1-1 GSC

Terry L. McMillan		
08/31	CENTRAL ARKANSAS	W 34-9
09/14	NORTH ALABAMA	W 31-3
09/21	at Henderson State	W 42-17
09/28	at Northeast Louisiana	L 7-17

# MISSISSIPPI COLLEGE FOOTBALL ALL-TIME RESULTS

10/05	at Jacksonville State	L	6-17
10/19	LIVINGSTON	W	25-14
10/26	at West Georgia	W	49-21
11/02	VALDOSTA STATE	T	10-10
11/09	at Appalachian State	L	23-31
11/16	at Delta State	W	27-10
11/23	at Wofford**	W	28-15
11/30	at Jacksonville State**	L	7-35

\*\* NCAA Division II Playoffs

## 1992 4-5-1, 2-3-1 GSC

<b>Terry L. McMillan</b>			
09/05	at Northwestern State	L	6-27
09/12	at North Alabama	L	6-14
09/26	HENDERSON STATE	W	24-12
10/03	JACKSONVILLE STATE	T	14-14
10/10	WEST GEORGIA	W	45-38
10/17	at Livingston	L	32-37
10/24	TEXAS A&I	W	37-33
10/31	at Valdosta State	L	14-28
11/07	at Georgia Southern	L	0-30
11/14	DELTA STATE	W	34-23

## 1993 6-3-1, 3-3-1 GSC

<b>Terry L. McMillan</b>			
09/04	ARKANSAS-MONTICELLO	W	31-6
09/11	at Texas A&M-Kingsville	W	13-9
09/25	LIVINGSTON	T	22-22
10/02	at Henderson State	W	35-20
10/09	NORTH ALABAMA	L	28-38
10/16	at Samford	W	21-14
10/23	at Valdosta State	L	21-42
10/30	WEST GEORGIA	L	25-27
11/06	CENTRAL ARKANSAS	W	21-14
11/13	at Delta State	W	13-7

## 1994 4-5-1, 2-5-1 GSC

<b>Terry L. McMillan</b>			
09/03	at Arkansas-Monticello	T	28-28
09/10	at Abilene Christian	W	21-7
09/17	at North Alabama	L	0-24
09/24	at Livingston	W	48-0
10/01	HENDERSON STATE	W	31-13
10/15	at Samford	W	20-12
10/22	VALDOSTA STATE	L	7-24
10/29	at West Georgia	L	23-24
11/05	at Central Arkansas	L	0-28
11/12	DELTA STATE	L	0-14

## 1995 2-7-1, 2-7-1 GSC

<b>Terry L. McMillan</b>			
09/09	SOUTHERN ARKANSAS	W	23-14
09/16	at Arkansas-Monticello	L	0-17
09/21	WEST ALABAMA	W	30-7
09/30	NORTH ALABAMA	L	3-41
10/07	at Henderson State	L	12-45
10/14	at West Georgia	L	15-30
10/21	ARKANSAS TECH	T	15-15
10/28	CENTRAL ARKANSAS	L	11-26
11/04	at Valdosta State	L	16-42
11/11	at Delta State	L	0-14

## 1996 4-6

<b>Terry L. McMillan</b>			
09/07	ARKANSAS-MONTICELLO	L	23-35
09/14	at Sul Ross State	W	27-0
09/21	HENDERSON STATE	W	31-28
10/05	at Arkansas Tech	L	22-40
10/12	at Hardin-Simmons	L	33-34
10/19	at Tusculum	W	27-21
10/26	WEST ALABAMA	L	21-22
11/02	AUSTIN COLLEGE	W	56-7
11/09	at Southern Arkansas	L	6-20
11/16	at Howard Payne	L	21-26

## 1997 8-2, 4-1 ASC

<b>Terry L. McMillan</b>			
<i>American Southwest Conference Champions</i>			
09/13	TUSCULUM	W	26-19
09/20	BETHEL (TN)	W	56-10
09/27	LAMBUTH	W	37-10
10/04	at Georgetown (KY)	W	41-32
10/11	at West Alabama	L	21-38
10/18	AUSTIN COLLEGE	L	15-17
10/25	at Sul Ross State	W	31-26
11/01	HOWARD PAYNE	W	13-0

11/08	at McMurry	W	45-22
11/15	HARDIN-SIMMONS	W	17-14

## 1998 4-6, 2-5 ASC

<b>Terry L. McMillan</b>			
09/12	GEORGETOWN (KY)	L	15-22
09/19	at Bethel (TN)	W	56-0
09/26	JACKSONVILLE STATE	W	35-14
10/03	HOWARD PAYNE	L	3-21
10/10	at Hardin-Simmons	L	0-44
10/17	MARY HARDIN-BAYLOR	W	28-0
10/24	at McMurry	L	10-31
10/31	SUL ROSS STATE	W	45-36
11/07	at Texas Lutheran	L	21-23
11/14	at Austin College	L	34-40

## 1999 6-4, 3-4 ASC

<b>Terry L. McMillan</b>			
09/11	STILLMAN	W	10-7
09/18	BELHAVEN	W	38-21
09/25	at Jacksonville State	W	16-13
10/02	at Howard Payne	L	14-21
10/09	HARDIN-SIMMONS	L	23-35
10/16	at Mary Hardin-Baylor	L	27-30
10/23	MCMURRY	L	27-28
10/30	at Sul Ross State	W	36-20
11/06	TEXAS LUTHERAN	W	28-6
11/13	AUSTIN COLLEGE	W	50-24



**Johnny Mills**  
5 Seasons (2000-04)  
18-32 (.360)

## 2000 3-7, 3-6, ASC

<b>Johnny Mills</b>			
09/02	vs. Millsaps	L	19-20
09/16	EAST TEXAS BAPTIST	W	50-6
09/23	at Howard Payne	L	25-35
09/30	SUL ROSS STATE	W	34-7
10/07	at Hardin-Simmons	L	21-35
10/14	MARY HARDIN-BAYLOR	L	6-24
10/21	at McMurry	L	21-34
10/28	AUSTIN COLLEGE	L	30-33
11/04	at Texas Lutheran	L	32-34
11/11	LOUISIANA COLLEGE	W	35-21

## 2001 7-3, 6-3 ASC

<b>Johnny Mills</b>			
09/01	vs. Millsaps	W	15-3
09/15	at East Texas Baptist	W	31-28
09/22	HOWARD PAYNE	L	13-31
09/29	at Sul Ross State	W	36-32
10/06	HARDIN-SIMMONS	L	9-55
10/13	at Mary Hardin-Baylor	L	7-10
10/20	MCMURRY	W	28-21
10/27	at Austin College	W	27-7
11/03	TEXAS LUTHERAN	W	41-3
11/10	at Louisiana College	W	28-21

## 2002 4-6, 4-5 ASC

<b>Johnny Mills</b>			
09/07	vs. Millsaps	L	14-16
09/21	at Howard Payne	L	0-50
09/28	SUL ROSS STATE	W	34-21
10/05	at Hardin-Simmons	L	21-32
10/12	MARY HARDIN-BAYLOR	L	24-39
10/19	at McMurry	W	25-22
10/26	AUSTIN COLLEGE	L	23-27
11/02	at Texas Lutheran	W	36-16
11/09	LOUISIANA COLLEGE	W	15-10
11/16	EAST TEXAS BAPTIST	L	9-16

## 2003 3-7, 2-7 ASC

<b>Johnny Mills</b>			
09/04	vs. Millsaps	W	7-0
09/20	HOWARD PAYNE	L	13-31
09/27	at Sul Ross State	W	27-26
10/04	HARDIN-SIMMONS	L	0-21
10/11	at Mary Hardin-Baylor	L	7-67
10/18	MCMURRY	L	25-27
10/25	at Austin College	L	6-17
11/01	TEXAS LUTHERAN	W	31-0
11/08	at Louisiana College	L	0-31
11/15	at East Texas Baptist	L	6-45

## 2004 1-9, 1-8 ASC

<b>Johnny Mills</b>			
09/09	vs. Millsaps	L	0-9
09/18	SUL ROSS STATE	W	24-20
09/25	at Hardin-Simmons	L	19-49
10/02	MARY HARDIN-BAYLOR	L	3-49
10/09	at McMurry	L	24-48
10/16	AUSTIN COLLEGE	L	10-20
10/23	at Texas Lutheran	L	28-31
10/30	LOUISIANA COLLEGE	L	33-49
11/06	EAST TEXAS BAPTIST	L	3-27
11/13	at Howard Payne	L	14-48



**Norman Joseph**  
9 Seasons (2005-13)  
42-50 (.457)

## 2005 2-8, 1-8 ASC

<b>Norman Joseph</b>			
09/17	at Sul Ross State	L	17-36
09/24	HARDIN-SIMMONS	L	0-14
10/01	at Mary Hardin-Baylor	L	0-61
10/08	MCMURRY	L	14-24
10/15	at Austin College	W	35-19
10/22	TEXAS LUTHERAN	L	22-7
10/29	at Louisiana College	L	28-42
11/05	at East Texas Baptist	L	28-29
11/12	HOWARD PAYNE	L	45-51
11/17	BELHAVEN	W	52-16

## 2006 5-5, 3-5 ASC

<b>Norman Joseph</b>			
09/02	at Millsaps	W	52-28
09/16	at Texas Lutheran	W	28-21
09/23	MCMURRY	W	36-26
09/30	at Hardin-Simmons	L	28-48
10/07	LOUISIANA COLLEGE	L	28-31
10/14	LAGRANGE	W	33-0
10/21	at Mary Hardin-Baylor	L	14-41
10/28	EAST TEXAS BAPTIST	L	30-35
11/04	at Howard Payne	L	15-30
11/11	SUL ROSS STATE	W	31-7

## 2007 8-2, 6-2 ASC

<b>Norman Joseph</b>			
08/30	MILLSAPS	W	27-26
09/15	TEXAS LUTHERAN	W	34-5
09/22	at McMurry	W	47-14
09/29	HARDIN-SIMMONS	L	42-45
10/06	at Louisiana College	W	42-34
10/13	at LaGrange	W	50-7
10/20	MARY HARDIN-BAYLOR	L	30-69
10/27	at East Texas Baptist	W	45-21
11/03	HOWARD PAYNE	W	31-10
11/10	at Sul Ross State	W	56-35

## 2008 5-5, 5-3 ASC

<b>Norman Joseph</b>			
09/06	at Millsaps	L	6-42
09/13	at Cumberlands (KY)	L	28-49
09/20	MCMURRY	W	44-7
09/27	at Hardin-Simmons	L	27-35
10/04	LOUISIANA COLLEGE	W	21-19
10/18	at Mary Hardin-Baylor	L	14-26
10/25	EAST TEXAS BAPTIST	L	21-24
11/01	at Howard Payne	W	30-14
11/08	SUL ROSS STATE	W	41-10
11/15	at Texas Lutheran	W	52-7

## 2009 9-3, 7-1 ASC

<b>Norman Joseph</b>			
<i>American Southwest Conference Champions</i>			
09/05	MILLSAPS	W	47-44
09/12	CUMBERLANDS (KY)	L	26-55
09/19	at McMurry	W	61-14
09/26	HARDIN-SIMMONS	W	39-34
10/03	at Louisiana College	W	54-44
10/17	MARY HARDIN-BAYLOR	W	17-14
10/24	at East Texas Baptist	W	26-7
10/31	HOWARD PAYNE	L	24-38
11/07	at Sul Ross State	W	49-27
11/14	TEXAS LUTHERAN	W	38-24
11/21	at Huntingdon**	W	56-35
11/28	at Wesley (DE)**	L	9-43

\*\* NCAA Division III Playoffs

## MISSISSIPPI COLLEGE FOOTBALL ALL-TIME RESULTS

### 2010 4-6, 2-6 ASC

Norman Joseph			
09/04	at Millsaps	W	27-23
09/11	BELHAVEN	W	21-14
09/18	at Hardin-Simmons	L	10-45
09/25	LOUISIANA COLLEGE	L	42-45
10/09	at Mary Hardin-Baylor	L	31-41
10/16	EAST TEXAS BAPTIST	L	20-28
10/23	at Howard Payne	W	42-27
10/30	SUL ROSS STATE	W	38-21
11/06	at Texas Lutheran	L	23-42
11/13	MCMURRY	L	17-28

### 2011 3-7, 2-6 ASC

Norman Joseph			
09/03	MILLSAPS	W	33-27
09/10	at Belhaven	L	31-35
09/17	HARDIN-SIMMONS	W	45-28
09/24	at Louisiana College	L	17-52
10/08	MARY HARDIN-BAYLOR	L	12-35
10/15	at East Texas Baptist	L	21-34
10/22	HOWARD PAYNE	W	34-21
10/29	at Sul Ross State	L	42-49
11/05	TEXAS LUTHERAN	L	16-36
11/12	at McMurry	L	38-63

### 2012 2-8, 1-6 ASC

Norman Joseph			
09/01	at Millsaps	L	17-23
09/08	WEBBER INTERNATIONAL	W	31-24
09/15	at West Alabama	L	3-41
09/29	at Hardin-Simmons	L	0-31
10/06	SUL ROSS STATE	L	42-75
10/13	at Howard Payne	L	14-27
10/20	at Texas Lutheran	W	24-21
10/27	EAST TEXAS BAPTIST	L	24-34
11/03	LOUISIANA COLLEGE	L	28-70
11/10	at Mary Hardin-Baylor	L	0-59

### 2013 4-6, 4-2 ASC

Norman Joseph			
09/07	MILLSAPS	L	19-52
09/14	HUNTINGDON	L	7-35
09/28	at Webber International	L	7-35
10/05	HARDIN-SIMMONS	W	49-35
10/12	at Sul Ross State	W	34-30
10/19	HOWARD PAYNE	W	41-38
10/26	TEXAS LUTHERAN	L	32-35
11/02	at East Texas Baptist	W	41-28
11/09	at Louisiana College	L	28-42
11/16	MARY HARDIN-BAYLOR	L	30-56

## MISSISSIPPI COLLEGE FOOTBALL RESULTS BY OPPONENT

TEAM	RECORD	WIN %	TEAM	RECORD	WIN %
Abilene Christian	1-0	1.000	McNeese State	0-2	.000
Alabama	0-7	.000	Memphis	1-0	1.000
Appalachian State	0-1	.000	Memphis Navy	1-0	1.000
Arkansas-Monticello	10-11-1	.477	Mercer	5-0-1	.917
Arkansas State	1-4	.200	Mexico Polytechnico	2-0	1.000
Arkansas Tech	0-1-1	.250	Millsaps	31-15-6	.654
Army (Camp Shelby)	1-0	1.000	Mississippi State	3-16	.158
Austin College	10-9-1	.525	Murray State	1-1	.500
Baptist Christian	1-0	1.000	Nicholls State	6-4	.600
Baylor	0-2	.000	North Alabama	14-14-2	.500
Belhaven	3-1	.750	North Dakota	0-1	1.000
Bethel (TN)	2-0	1.000	Northwestern State	0-2	.000
Birmingham-Southern	6-5-1	.542	Northwood Institute	1-0	1.000
Carson-Newman	1-1	.500	Oglethorpe	3-1	.750
Centenary (LA)	1-1	.500	Ole Miss	4-8-1	.346
Central Arkansas	5-5	.500	Ouachita Baptist	15-16-1	.484
Centre	4-2	.667	Ozarks (MO)	0-1	.000
Chamberlain-Hunt Aca.	4-0	1.000	Pearl River JC	2-0	1.000
Chattanooga	3-6-3	.375	Pensacola Navy	1-1	.500
Christian Brothers	0-1	.000	Presbyterian	1-1	.500
Clarke JC	1-0	1.000	Rhodes	13-5	.722
Colgate	0-5	.000	Samford	22-14-4	.600
Cumberland (KY)	0-2	.000	Sewanee	9-6-2	.588
Davidson	0-1	.000	Southeast Missouri State	2-2	.500
Delaware	0-1	.000	Southeastern Louisiana	3-5	.375
Delta State	15-17-2	.471	Southeastern Oklahoma	1-1	.500
East Tennessee State	1-0	1.000	Southern (AL)	1-0	1.000
East Texas Baptist	6-10	.375	Southern Arkansas	11-7	.611
Florida	0-1-1	.250	Southern Miss	8-0	1.000
Florida Southern	1-0	1.000	Spring Hill	11-3	.786
Florida State	0-3	.000	St. Cloud State	1-0	1.000
French Camp Aca.	1-0	1.000	Stephen F. Austin	2-0	1.000
Furman	2-5	.286	Stetson	3-2-1	.583
Georgetown (KY)	1-1	.500	Stillman	1-0	1.000
Georgia Southern	0-1	.000	Sul Ross State	15-3	.833
Hardin-Simmons	4-14	.222	Tampa	0-1	.000
Harding (AR)	4-3	.571	Tennessee-Martin	12-5	.706
Henderson State	13-9	.591	Texas A&M-Kingsville	3-1	.750
Hendrix	6-3	.667	Texas Lutheran	9-7	.563
Howard Payne	6-12	.333	Troy	11-7	.611
Huntingdon	1-1	.500	Tulane	3-9	.250
Indiana (PA)	1-1	.500	Tusculum	2-0	1.000
Jacksonville State	13-10-2	.560	Union (TN)	6-2	.750
Jefferson State CC	2-0	1.000	Univ. of Mexico	8-3	.727
LaGrange	2-0	1.000	Valdosta State	8-5-1	.607
Lamar	1-0	1.000	Vicksburg Athletic Club	1-0	1.000
Lambuth	1-0	1.000	Webber International	1-1	.500
Louisiana College	26-12	.684	Wesley (DE)	0-1	.000
Louisiana-Lafayette	3-0-1	.875	West Alabama	19-19-2	.500
Louisiana-Monroe	0-3	.000	West Georgia	8-4	.667
Louisiana Tech	11-5-1	.676	West Texas State	2-0	1.000
Loyola (LA)	0-7	.000	Western Carolina	1-1	.500
LSU	0-9-1	.050	Western Kentucky	0-1	.000
Marion Institute	2-1	.667	Wofford	2-0	1.000
Mary Hardin-Baylor	2-14	.125	Youngstown State	0-1	.000
McMurry	7-8	.467			

### MILESTONE WINS

Win	Year	Opponent	Score
1	1907	Chamberlain-Hunt	6-0
10	1913	Tulane	13-3
50	1923	Ole Miss	6-0
100	1934	State Teachers (Southern Miss)	12-0
150	1948	SW of Memphis (Rhodes)	46-6
200	1960	SW of Memphis (Rhodes)	34-7
250	1971	Northwood Institute	29-9
300	1982	Valdosta State	28-13
350	1988	Delta State	7-3
400	1997	Tusculum	26-19
450	2007	Sul Ross State	56-35

### LARGEST MARGINS OF VICTORY

Year	Opponent	MC	OPP
1909	Chamberlain Hunt Aca.	94	0
1916	MS State Normal (Southern Miss)	90	0
1975	Mexico Polytechnico	83	0
1928	State Teacher (Southern Miss)	82	0
1915	Ole Miss	74	6
1921	Louisiana College	68	0
1913	Pearl River JC	67	0
1920	Millsaps	60	0
1919	Chamberlain Hunt Aca.	57	0
1975	Univ. of Mexico	56	0

### COMMON OPPONENTS

Opponent	Games	Last
Millsaps	52	2013
Samford	40	1994
Louisiana College	38	2013
West Alabama	38	2012
Delta State	34	1995
Ouachita Baptist	32	1983
North Alabama	30	1995
Jacksonville State	25	1999
Arkansas-Monticello	22	1996
Henderson State	22	1996
Austin College	20	2005
Mississippi State	19	1934
Hardin-Simmons	18	2013
Howard Payne	18	2013
Rhodes	18	1961
Southern Arkansas	18	1996
Sul Ross State	18	2013
Troy	18	1990
Louisiana Tech	17	1938
Sewanee	17	1962
Tennessee-Martin	17	1990
East Texas Baptist	16	2013
Mary Hardin-Baylor	16	2013
Texas Lutheran	16	2013

# MISSISSIPPI COLLEGE FOOTBALL ALL-TIME RESULTS

## Abilene Christian 1-0

1994 at Abilene Christian W 21-7

## Alabama 0-7

1913 vs. Alabama L 3-21  
 1915 vs. Alabama L 0-40  
 1916 vs. Alabama L 7-13  
 1917 vs. Alabama L 0-46  
 1920 vs. Alabama L 0-52  
 1924 vs. Alabama L 0-51  
 1929 vs. Alabama L 0-55

## Appalachian State 0-1

1991 at Appalachian State L 23-31

## Arkansas-Monticello 10-11-1

1950 vs. Arkansas A&M L 0-27  
 1951 vs. Arkansas A&M L 0-25  
 1961 at Arkansas A&M W 27-0  
 1963 at Arkansas A&M L 0-21  
 1964 ARKANSAS A&M W 21-11  
 1965 at Arkansas A&M L 14-16  
 1966 ARKANSAS A&M L 7-14  
 1967 at Arkansas A&M L 0-6  
 1968 ARKANSAS A&M W 9-7  
 1969 at Arkansas A&M L 14-34  
 1970 ARKANSAS A&M W 21-14  
 1971 at Arkansas-Monticello L 14-30  
 1973 ARKANSAS-MONTICELLO W 21-0  
 1974\* at Arkansas-Monticello W 3-0  
 1975 ARKANSAS-MONTICELLO W 47-0  
 1976 at Arkansas-Monticello W 39-3  
 1977 ARKANSAS-MONTICELLO W 16-0  
 1986 ARKANSAS-MONTICELLO W 42-7  
 1993 ARKANSAS-MONTICELLO W 31-6  
 1994 at Arkansas-Monticello T 28-28  
 1995 at Arkansas-Monticello L 0-17  
 1996 ARKANSAS-MONTICELLO L 23-35

## Arkansas State 1-4

1948 vs. Arkansas State L 0-14  
 1949 vs. Arkansas State W 19-7  
 1962 at Arkansas State L 0-20  
 1985 at Arkansas State L 13-41  
 1987 at Arkansas State L 0-35

## Arkansas Tech 0-1-1

1995 ARKANSAS TECH T 15-15  
 1996 at Arkansas Tech L 22-40

## Army (Camp Shelby) 1-0

1941 vs. Army (Camp Shelby) W 56-7

## Austin College 10-9-1

1953 vs. Austin College T 19-19  
 1954 vs. Austin College L 0-27  
 1958 vs. Austin College L 6-26  
 1959 AUSTIN COLLEGE W 14-6  
 1960 at Austin College L 18-20  
 1961 AUSTIN COLLEGE W 29-0  
 1962 at Austin College W 12-6  
 1963 AUSTIN COLLEGE W 7-6  
 1964 at Austin College W 16-13  
 1965 AUSTIN COLLEGE W 21-19  
 1996 AUSTIN COLLEGE W 56-7  
 1997 AUSTIN COLLEGE L 15-17  
 1998 at Austin College L 34-40  
 1999 AUSTIN COLLEGE W 50-24  
 2000 AUSTIN COLLEGE L 30-33  
 2001 at Austin College W 27-7  
 2002 AUSTIN COLLEGE L 23-27  
 2003 at Austin College L 6-17  
 2004 AUSTIN COLLEGE L 10-20  
 2005 at Austin College W 35-19

## Baptist Christian 1-0

1974 BAPTIST CHRISTIAN W 61-14

## Baylor 0-2

1921 vs. Baylor L 0-24  
 1922 vs. Baylor L 7-40

## Belhaven 3-1

1999 BELHAVEN W 38-21  
 2005 BELHAVEN W 52-16  
 2010 BELHAVEN W 21-14  
 2011 at Belhaven L 31-35

## Bethel (TN) 2-0

1997 BETHEL (TN) W 56-10  
 1998 at Bethel (TN) W 56-0

## Birmingham-Southern 6-5-1

1921 vs. Birmingham-Southern W 27-6  
 1922 vs. Birmingham-Southern W 6-0  
 1923 vs. Birmingham-Southern W 19-0  
 1924 vs. Birmingham-Southern L 6-13  
 1925 vs. Birmingham-Southern T 25-25  
 1926 vs. Birmingham-Southern W 27-12  
 1927 vs. Birmingham-Southern W 33-19  
 1928 vs. Birmingham-Southern L 7-19  
 1929 vs. Birmingham-Southern L 0-20  
 1930 vs. Birmingham-Southern W 6-0  
 1931 vs. Birmingham-Southern L 0-7  
 1932 vs. Birmingham-Southern L 4-6

## Carson-Newman 1-1

1961 CARSON-NEWMAN W 35-14  
 1962 vs. Carson-Newman L 6-9

## Centenary (LA) 1-1

1925 vs. Centenary (LA) W 22-8  
 1926 vs. Centenary (LA) L 14-28

## Central Arkansas 5-5

1965 at Arkansas State Teachers L 0-25  
 1966 ARKANSAS STATE TEACHERS W 30-26  
 1972 STATE COLLEGE OF ARKANSAS W 25-14  
 1973 at State College of Arkansas L 24-27  
 1974 STATE COLLEGE OF ARKANSAS L 3-7  
 1975 at Central Arkansas W 35-7  
 1991 CENTRAL ARKANSAS W 34-9  
 1993 CENTRAL ARKANSAS W 21-14  
 1994 at Central Arkansas L 0-28  
 1995 CENTRAL ARKANSAS L 11-26

## Centre 4-2

1938 vs. Centre L 0-13  
 1939 vs. Centre W 7-0  
 1940 vs. Centre W 20-13  
 1941 vs. Centre L 7-14  
 1946 vs. Centre W 26-6  
 1947 vs. Centre W 25-12

## Chamberlain-Hunt Aca. 4-0

1907 vs. Chamberlain-Hunt Aca. W 6-0  
 1909 vs. Chamberlain-Hunt Aca. W 94-0  
 1915 vs. Chamberlain-Hunt Aca. W 28-0  
 1919 vs. Chamberlain-Hunt Aca. W 57-0

## Chattanooga 3-6-3

1928 vs. Chattanooga W 20-19  
 1930 vs. Chattanooga L 7-24  
 1932 vs. Chattanooga W 13-6  
 1933 vs. Chattanooga T 0-0  
 1934 vs. Chattanooga L 0-13  
 1935 vs. Chattanooga W 12-6  
 1936 vs. Chattanooga L 6-7  
 1937 vs. Chattanooga L 0-13  
 1938 vs. Chattanooga L 25-28  
 1939 vs. Chattanooga T 0-0  
 1940 vs. Chattanooga T 7-7  
 1941 vs. Chattanooga L 6-26

## Christian Brothers 0-1

1914 vs. Christian Brothers L 0-62

## Clarke Junior College 1-0

1926 vs. Clarke Junior College W 23-0

## Colgate 0-5

1930 vs. Colgate L 0-23  
 1931 vs. Colgate L 0-27  
 1932 vs. Colgate L 0-32  
 1940 vs. Colgate L 0-31  
 1952 vs. Colgate L 12-53

## Cumberlands (KY) 0-2

2008 at Cumberlands (KY) L 28-49  
 2009 CUMBERLANDS (KY) L 26-55

## Davidson 0-1

1964 at Davidson L 14-17

## Delaware 0-1

1979\*\* at Delaware L 10-60

## Delta State 15-17-2

1935 vs. Delta State W 33-0  
 1936 vs. Delta State W 20-0  
 1941 vs. Delta State W 17-6  
 1947 vs. Delta State W 18-0  
 1948 vs. Delta State L 6-7  
 1954 vs. Delta State L 0-25  
 1955 vs. Delta State L 0-41  
 1956 vs. Delta State L 0-25  
 1957 vs. Delta State L 7-19  
 1969 vs. Delta State L 7-33  
 1970 vs. Delta State T 30-30  
 1973 at Delta State L 16-17  
 1974 DELTA STATE L 3-13  
 1975 DELTA STATE L 0-24  
 1976 DELTA STATE L 3-7  
 1977 at Delta State L 13-24  
 1978 DELTA STATE W 27-0  
 1979 at Delta State W 27-19  
 1980 DELTA STATE W 10-7  
 1981 at Delta State W 38-21  
 1982 DELTA STATE W 27-6  
 1983 at Delta State L 21-31  
 1984 DELTA STATE L 21-30  
 1985 at Delta State T 14-14  
 1986 DELTA STATE L 10-21  
 1987 at Delta State W 13-7  
 1988 DELTA STATE W 7-3  
 1989 at Delta State L 7-17  
 1990 DELTA STATE W 35-17  
 1991 at Delta State W 27-10  
 1992 DELTA STATE W 34-23  
 1993 at Delta State W 13-7  
 1994 DELTA STATE L 0-14  
 1995 at Delta State L 0-14

## East Tennessee State 1-0

1978 at East Tennessee State W 17-3

## East Texas Baptist 6-10

1948 vs. East Texas Baptist W 13-0  
 1949 vs. East Texas Baptist L 7-14  
 2000 EAST TEXAS BAPTIST W 50-6  
 2001 at East Texas Baptist W 31-28  
 2002 EAST TEXAS BAPTIST L 9-16  
 2003 at East Texas Baptist L 6-45  
 2004 EAST TEXAS BAPTIST L 3-27  
 2005 at East Texas Baptist L 28-29  
 2006 EAST TEXAS BAPTIST L 30-35  
 2007 at East Texas Baptist W 45-21  
 2008 EAST TEXAS BAPTIST L 21-24  
 2009 at East Texas Baptist W 26-7  
 2010 EAST TEXAS BAPTIST L 20-28  
 2011 at East Texas Baptist L 21-34  
 2012 EAST TEXAS BAPTIST L 24-34  
 2013 at East Texas Baptist W 41-28

## Florida 0-1-1

1921 vs. Florida T 7-7  
 1922 vs. Florida L 0-58

## Florida Southern 1-0

1927 vs. Southern (FL) W 12-0

## Florida State 0-3

1948 vs. Florida State L 6-26  
 1949 vs. Florida State L 12-33  
 1950 vs. Florida State L 0-33

## French Camp Aca. 1-0

1909 vs. French Camp Aca. W 29-0

## Furman 2-5

1960 at Furman L 20-33  
 1963 at Furman L 13-41  
 1964 at Furman L 10-13  
 1967 at Furman L 6-15  
 1968 FURMAN W 21-12  
 1969 at Furman W 21-19  
 1970 FURMAN L 17-38

## Georgetown (KY) 1-1

1997 at Georgetown (KY) W 41-32  
 1998 GEORGETOWN (KY) L 15-22

# MISSISSIPPI COLLEGE FOOTBALL ALL-TIME RESULTS

## Georgia Southern 0-1

1992 at Georgia Southern L 0-30

## Hardin-Simmons 4-14

1996 at Hardin-Simmons L 33-34  
 1997 HARDIN-SIMMONS W 17-14  
 1998 at Hardin-Simmons L 0-44  
 1999 HARDIN-SIMMONS L 23-35  
 2000 at Hardin-Simmons L 21-35  
 2001 HARDIN-SIMMONS L 9-55  
 2002 at Hardin-Simmons L 21-32  
 2003 HARDIN-SIMMONS L 0-21  
 2004 at Hardin-Simmons L 19-49  
 2005 HARDIN-SIMMONS L 0-14  
 2006 at Hardin-Simmons L 28-48  
 2007 HARDIN-SIMMONS L 42-45  
 2008 at Hardin-Simmons L 27-35  
 2009 HARDIN-SIMMONS W 39-34  
 2010 at Hardin-Simmons L 10-45  
 2011 HARDIN-SIMMONS W 45-28  
 2012 at Hardin-Simmons L 0-31  
 2013 HARDIN-SIMMONS W 49-35

## Harding 4-3

1959 HARDING W 47-7  
 1969 at Harding L 7-18  
 1970 HARDING W 24-0  
 1971 at Harding L 14-20  
 1972 at Harding L 3-48  
 1976 HARDING W 34-23  
 1977 at Harding W 15-12

## Henderson State 13-9

1913 vs. Henderson State W 7-2  
 1922 vs. Henderson State W 3-0  
 1961 at Henderson State W 13-0  
 1962 HENDERSON STATE W 14-0  
 1965 at Henderson State L 0-9  
 1966 HENDERSON STATE W 23-13  
 1968 at Henderson State L 0-17  
 1969 HENDERSON STATE W 21-20  
 1970 HENDERSON STATE L 10-14  
 1971 at Henderson State L 6-24  
 1972 HENDERSON STATE L 12-15  
 1973 at Henderson State L 7-17  
 1974 HENDERSON STATE L 0-7  
 1975 at Henderson State L 14-24  
 1978 HENDERSON STATE W 21-8  
 1979 at Henderson State W 28-13  
 1991 at Henderson State W 42-17  
 1992 HENDERSON STATE W 24-12  
 1993 at Henderson State W 35-20  
 1994 HENDERSON STATE W 31-13  
 1995 at Henderson State L 12-45  
 1996 HENDERSON STATE W 31-28

## Hendrix 6-3

1919 vs. Hendrix L 12-15  
 1951 vs. Hendrix L 6-7  
 1952 vs. Hendrix W 32-14  
 1953 vs. Hendrix W 39-13  
 1954 vs. Hendrix W 19-7  
 1955 vs. Hendrix W 30-7  
 1957 vs. Hendrix W 46-26  
 1959 at Hendrix L 0-7  
 1960 HENDRIX W 46-12

## Howard Payne 6-12

1996 at Howard Payne L 21-26  
 1997 HOWARD PAYNE W 13-0  
 1998 HOWARD PAYNE L 3-21  
 1999 at Howard Payne L 14-21  
 2000 at Howard Payne L 25-35  
 2001 HOWARD PAYNE L 13-31  
 2002 at Howard Payne L 0-50  
 2003 HOWARD PAYNE L 13-31  
 2004 at Howard Payne L 14-48  
 2005 HOWARD PAYNE L 45-51  
 2006 at Howard Payne L 15-30  
 2007 HOWARD PAYNE W 31-10  
 2008 at Howard Payne W 30-14  
 2009 HOWARD PAYNE L 24-38  
 2010 at Howard Payne W 42-27  
 2011 HOWARD PAYNE W 34-21  
 2012 at Howard Payne L 14-27  
 2013 HOWARD PAYNE W 41-38

## Huntingdon 1-1

2009\*\*\* at Huntingdon W 56-35  
 2013 HUNTINGDON L 7-35

## Indiana (PA) 1-1

1989\*\* vs. Indiana (PA) W 26-14  
 1990\*\* vs. Indiana (PA) L 8-27

## Jacksonville State 13-10-2

1961 at Jacksonville State L 6-21  
 1962 JACKSONVILLE STATE W 28-0  
 1963 at Jacksonville State W 14-6  
 1964 JACKSONVILLE STATE T 24-24  
 1965 at Jacksonville State L 0-20  
 1966 JACKSONVILLE STATE L 0-17  
 1979 JACKSONVILLE STATE W 17-7  
 1980 at Jacksonville State L 14-51  
 1981 JACKSONVILLE STATE L 0-40  
 1982 at Jacksonville State L 36-52  
 1983 JACKSONVILLE STATE W 30-18  
 1984 at Jacksonville State W 28-0  
 1985 JACKSONVILLE STATE W 50-3  
 1986 at Jacksonville State W 28-14  
 1987 JACKSONVILLE STATE W 15-13  
 1988 at Jacksonville State L 0-10  
 1989 JACKSONVILLE STATE L 3-23  
 1989\*\* vs. Jacksonville State W 3-0  
 1990 at Jacksonville State W 17-7  
 1990\*\* vs. Jacksonville State W 14-7  
 1991 at Jacksonville State L 6-17  
 1991\*\* vs. Jacksonville State L 7-35  
 1992 JACKSONVILLE STATE T 14-14  
 1998 JACKSONVILLE STATE W 35-14  
 1999 at Jacksonville State W 16-13

## Jefferson State CC 2-0

1914 vs. Jefferson State CC W 25-0  
 1919 vs. Jefferson State CC W 6-0

## LaGrange 2-0

2006 LAGRANGE W 33-0  
 2007 at LaGrange W 50-7

## Lamar 1-0

1988 at Lamar W 16-14

## Lambuth 1-0

1997 Lambuth W 37-10

## Louisiana College 26-12

1921 vs. Louisiana College W 68-0  
 1922 vs. Louisiana College W 22-0  
 1923 vs. Louisiana College W 3-0  
 1924 vs. Louisiana College W 48-7  
 1925 vs. Louisiana College W 28-0  
 1926 vs. Louisiana College W 40-13  
 1927 vs. Louisiana College W 30-0  
 1928 vs. Louisiana College W 13-0  
 1930 vs. Louisiana College W 33-14  
 1931 vs. Louisiana College W 36-6  
 1932 vs. Louisiana College W 32-0  
 1933 vs. Louisiana College W 33-7  
 1934 vs. Louisiana College W 19-13  
 1935 vs. Louisiana College L 0-7  
 1938 vs. Louisiana College W 33-14  
 1939 vs. Louisiana College W 20-7  
 1940 vs. Louisiana College W 32-6  
 1946 vs. Louisiana College W 32-0  
 1947 vs. Louisiana College W 34-0  
 1949 vs. Louisiana College L 7-26  
 1958 vs. Louisiana College L 0-68  
 1959 at Louisiana College L 0-22  
 1967 at Louisiana College W 27-9  
 1968 LOUISIANA COLLEGE W 24-8  
 2000 LOUISIANA COLLEGE W 35-21  
 2001 at Louisiana College W 28-21  
 2002 LOUISIANA COLLEGE W 15-10  
 2003 at Louisiana College L 0-31  
 2004 LOUISIANA COLLEGE L 33-49  
 2005 at Louisiana College L 28-42  
 2006 LOUISIANA COLLEGE L 28-31  
 2007 at Louisiana College W 42-34  
 2008 LOUISIANA COLLEGE W 21-19  
 2009 at Louisiana College W 54-44  
 2010 LOUISIANA COLLEGE L 42-45  
 2011 at Louisiana College L 17-52  
 2012 LOUISIANA COLLEGE L 28-70  
 2013 at Louisiana College L 28-42

## Louisiana-Lafayette 3-0-1

1927 vs. Southwestern Louisiana W 27-0  
 1928 vs. Southwestern Louisiana W 19-0  
 1931 vs. Southwestern Louisiana W 54-3  
 1936 vs. Southwestern Louisiana T 13-13

## Louisiana-Monroe 0-3

1980 at Northeast Louisiana L 22-40  
 1990 at Northeast Louisiana L 7-17  
 1991 at Northeast Louisiana L 7-17

## Louisiana Tech 11-5-1

1910 vs. Louisiana Industrial L 0-6  
 1911 vs. Louisiana Industrial L 0-24  
 1912 vs. Louisiana Industrial W 14-13  
 1913 vs. Louisiana Industrial W 14-3  
 1914 vs. Louisiana Industrial W 46-0  
 1915 vs. Louisiana Industrial T 0-0  
 1916 vs. Louisiana Industrial W 47-0  
 1925 vs. Louisiana Polytechnic L 0-6  
 1927 vs. Louisiana Polytechnic W 7-0  
 1928 vs. Louisiana Polytechnic W 13-0  
 1929 vs. Louisiana Polytechnic W 21-6  
 1930 vs. Louisiana Polytechnic W 36-0  
 1931 vs. Louisiana Polytechnic L 13-19  
 1932 vs. Louisiana Polytechnic W 20-7  
 1934 vs. Louisiana Polytechnic W 32-0  
 1935 vs. Louisiana Polytechnic L 7-21  
 1938 vs. Louisiana Polytechnic W 26-13

## Loyola (LA) 0-7

1925 vs. Loyola (LA) L 6-7  
 1931 vs. Loyola (LA) L 4-13  
 1932 vs. Loyola (LA) L 0-6  
 1933 vs. Loyola (LA) L 0-38  
 1934 vs. Loyola (LA) L 7-20  
 1935 vs. Loyola (LA) L 9-37  
 1939 vs. Loyola (LA) L 0-32

## LSU 0-9-1

1910 vs. LSU L 0-40  
 1911 vs. LSU L 0-40  
 1912 vs. LSU L 0-45  
 1914 vs. LSU L 0-14  
 1915 vs. LSU L 0-14  
 1916 vs. LSU L 7-50  
 1917 vs. LSU L 0-34  
 1919 vs. LSU L 0-24  
 1920 vs. LSU L 9-41  
 1923 vs. LSU T 0-0

## Marion Institute 2-1

1913 vs. Marion Institute L 0-7  
 1916 vs. Marion Institute W 32-0  
 1950 vs. Marion Institute W 40-6

## Mary Hardin-Baylor 2-14

1998 MARY HARDIN-BAYLOR W 28-0  
 1999 at Mary Hardin-Baylor L 27-30  
 2000 MARY HARDIN-BAYLOR L 6-24  
 2001 at Mary Hardin-Baylor L 7-10  
 2002 MARY HARDIN-BAYLOR L 24-39  
 2003 at Mary Hardin-Baylor L 7-67  
 2004 MARY HARDIN-BAYLOR L 3-49  
 2005 at Mary Hardin-Baylor L 0-61  
 2006 at Mary Hardin-Baylor L 14-41  
 2007 MARY HARDIN-BAYLOR L 30-69  
 2008 at Mary Hardin-Baylor L 14-26  
 2009 MARY HARDIN-BAYLOR W 17-14  
 2010 at Mary Hardin-Baylor L 31-41  
 2011 MARY HARDIN-BAYLOR L 12-35  
 2012 at Mary Hardin-Baylor L 0-59  
 2013 MARY HARDIN-BAYLOR L 30-56

## McMurry 7-8

1997 at McMurry W 45-22  
 1998 at McMurry L 10-31  
 1999 MCMURRY L 27-28  
 2000 at McMurry L 21-34  
 2001 MCMURRY W 28-21  
 2002 at McMurry W 25-22  
 2003 MCMURRY L 25-27  
 2004 at McMurry L 24-48  
 2005 MCMURRY L 14-24  
 2006 MCMURRY W 36-26  
 2007 at McMurry W 47-14  
 2008 MCMURRY W 44-7

# MISSISSIPPI COLLEGE FOOTBALL ALL-TIME RESULTS

2009	at McMurry	W	61-14
2010	MCMURRY	L	17-28
2011	at McMurry	L	38-63

## McNeese State 0-2

1988	at McNeese State	L	2-6
1989	at McNeese State	L	21-28

## Memphis 1-0

1909	vs. Memphis	W	6-5
------	-------------	---	-----

## Memphis Navy 1-0

1951	vs. Memphis Navy	W	25-0
------	------------------	---	------

## Mercer 5-0-1

1923	vs. Mercer	W	15-0
1924	vs. Mercer	T	7-7
1938	vs. Mercer	W	26-21
1939	vs. Mercer	W	15-0
1940	vs. Mercer	W	26-6
1941	vs. Mercer	W	27-19

## Mexico Polytechnico 2-0

1974	MEXICO POLYTECHNICO	W	51-0
1975	at Mexico Polytechnico	W	83-0

## Millsaps 31-15-6

1920	vs. Millsaps	W	60-0
1921	vs. Millsaps	W	56-7
1922	vs. Millsaps	W	13-6
1923	vs. Millsaps	T	0-0
1924	vs. Millsaps	W	14-0
1925	vs. Millsaps	L	0-6
1926	vs. Millsaps	W	43-13
1927	vs. Millsaps	W	12-0
1928	vs. Millsaps	T	6-6
1929	vs. Millsaps	L	0-7
1930	vs. Millsaps	W	8-7
1931	vs. Millsaps	W	9-0
1932	vs. Millsaps	W	7-6
1933	vs. Millsaps	L	0-2
1934	vs. Millsaps	L	0-13
1935	vs. Millsaps	T	0-0
1936	vs. Millsaps	L	0-7
1936	vs. Millsaps	W	19-7
1937	vs. Millsaps	T	0-0
1937	vs. Millsaps	W	12-0
1938	vs. Millsaps	W	21-0
1938	vs. Millsaps	W	32-0
1939	vs. Millsaps	W	29-0
1940	vs. Millsaps	W	27-0
1941	vs. Millsaps	W	21-0
1946	vs. Millsaps	W	35-0
1947	vs. Millsaps	L	0-7
1948	vs. Millsaps	W	20-14
1949	vs. Millsaps	W	43-6
1950	vs. Millsaps	W	19-7
1951	vs. Millsaps	L	7-12
1952	vs. Millsaps	L	20-21
1953	vs. Millsaps	W	20-19
1954	vs. Millsaps	L	6-13
1955	vs. Millsaps	W	18-14
1956	vs. Millsaps	T	0-0
1957	vs. Millsaps	W	19-0
1958	vs. Millsaps	T	0-0
1959	at Millsaps	W	26-6
2000	vs. Millsaps	L	19-20
2001	vs. Millsaps	W	15-3
2002	vs. Millsaps	L	14-16
2003	vs. Millsaps	W	7-0
2004	vs. Millsaps	L	0-9
2006	at Millsaps	W	52-28
2007	MILLSAPS	W	27-26
2008	at Millsaps	L	6-42
2009	MILLSAPS	W	47-44
2010	at Millsaps	W	27-23
2011	MILLSAPS	W	33-27
2012	at Millsaps	L	17-23
2013	MILLSAPS	L	19-52

## Mississippi State 3-16

1910	vs. Mississippi A&M	L	0-24
1911	vs. Mississippi A&M	L	6-27
1912	vs. Mississippi A&M	L	0-19
1913	vs. Mississippi A&M	L	13-14
1915	vs. Mississippi A&M	L	0-12
1916	vs. Mississippi A&M	W	13-6

1917	vs. Mississippi A&M	L	0-68
1919	vs. Mississippi A&M	L	7-56
1920	vs. Mississippi A&M	L	0-27
1921	vs. Mississippi A&M	L	13-14
1924	vs. Mississippi A&M	L	6-7
1925	vs. Mississippi A&M	L	0-46
1926	vs. Mississippi A&M	L	0-41
1929	vs. Mississippi A&M	L	0-6
1930	vs. Mississippi A&M	W	13-12
1931	vs. Mississippi A&M	W	6-2
1932	vs. Mississippi State	L	7-18
1933	vs. Mississippi State	L	0-18
1934	vs. Mississippi State	L	6-13

## Murray State 1-1

1936	vs. Murray State	W	20-14
1937	vs. Murray State	L	0-43

## Nicholls State 6-4

1971	NICHOLLS STATE	W	15-6
1972	at Nicholls State	W	42-13
1973	at Nicholls State	W	21-7
1974	at Nicholls State	L	12-21
1975	NICHOLLS STATE	W	19-7
1976	at Nicholls State	L	7-17
1977	NICHOLLS STATE	L	0-6
1978	at Nicholls State	L	7-10
1979	at Nicholls State	W	28-14
1990	at Nicholls State	W	31-20

## North Alabama 14-14-2

1963	at Florence State	T	0-0
1964	FLORENCE STATE	W	3-0
1965	at Florence State	W	21-7
1966	FLORENCE STATE	L	7-14
1967	at Florence State	W	28-22
1968	FLORENCE STATE	L	14-35
1972	FLORENCE STATE	W	14-6
1973	at Florence State	W	26-7
1974	NORTH ALABAMA	L	23-30
1975	at North Alabama	L	14-41
1976	NORTH ALABAMA	L	20-34
1977	at North Alabama	W	28-0
1978	NORTH ALABAMA	L	0-30
1979	at North Alabama	W	17-10
1980	NORTH ALABAMA	L	22-28
1981	at North Alabama	L	23-37
1982	NORTH ALABAMA	W	28-20
1983	at North Alabama	L	0-28
1984	at North Alabama	T	24-24
1985	NORTH ALABAMA	W	17-13
1986	at North Alabama	W	21-6
1987	NORTH ALABAMA	L	20-24
1988	at North Alabama	W	42-35
1989	NORTH ALABAMA	W	34-0
1990	at North Alabama	W	21-10
1991	NORTH ALABAMA	W	31-3
1992	at North Alabama	L	6-14
1993	NORTH ALABAMA	L	28-38
1994	at North Alabama	L	0-24
1995	NORTH ALABAMA	L	3-41

## North Dakota 1-0

1979**	North Dakota	W	35-15
--------	--------------	---	-------

## Northwestern State 0-2

1982	at Northwestern State	L	20-24
1992	at Northwestern State	L	6-27

## Northwood Institute 1-0

1971	at Northwood Institute	W	29-9
------	------------------------	---	------

## Oglethorpe 3-1

1936	vs. Oglethorpe	W	26-0
1937	vs. Oglethorpe	L	0-12
1938	vs. Oglethorpe	W	33-6
1939	vs. Oglethorpe	W	14-6

## Ole Miss 4-8-1

1908	vs. Ole Miss	L	0-41
1910	vs. Ole Miss	L	0-24
1911	vs. Ole Miss	L	0-28
1912	vs. Ole Miss	L	0-12
1914	vs. Ole Miss	T	7-7
1915	vs. Ole Miss	W	74-6
1916	vs. Ole Miss	W	36-14
1917	vs. Ole Miss	L	0-21

1919	vs. Ole Miss	L	0-6
1921	vs. Ole Miss	W	27-7
1923	vs. Ole Miss	W	6-0
1924	vs. Ole Miss	L	6-10
1925	vs. Ole Miss	L	7-19

## Ouachita Baptist 15-16-1

1913	vs. Ouachita Baptist	W	22-14
1914	vs. Ouachita Baptist	L	0-19
1915	vs. Ouachita Baptist	Canceled Due to Rain	
1916	vs. Ouachita Baptist	W	26-0
1917	vs. Ouachita Baptist	L	0-7
1919	vs. Ouachita Baptist	T	0-0
1920	vs. Ouachita Baptist	W	6-0
1936	vs. Ouachita Baptist	L	13-31
1952	vs. Ouachita Baptist	W	38-7
1953	vs. Ouachita Baptist	L	14-19
1956	vs. Ouachita Baptist	L	7-20
1957	vs. Ouachita Baptist	W	28-6
1958	vs. Ouachita Baptist	L	0-26
1962	at Ouachita Baptist	L	0-7
1963	OUACHITA BAPTIST	W	17-7
1966	at Ouachita Baptist	W	27-26
1967	OUACHITA BAPTIST	W	41-21
1968	at Ouachita Baptist	L	0-16
1969	OUACHITA BAPTIST	W	23-21
1970	at Ouachita Baptist	L	28-50
1971	OUACHITA BAPTIST	L	0-28
1972	at Ouachita Baptist	L	7-24
1973	OUACHITA BAPTIST	L	13-14
1974	at Ouachita Baptist	L	0-17
1975	OUACHITA BAPTIST	L	10-13
1976	OUACHITA BAPTIST	L	0-6
1977	at Ouachita Baptist	W	20-8
1978	OUACHITA BAPTIST	L	6-15
1979	at Ouachita Baptist	W	29-24
1980	OUACHITA BAPTIST	W	35-10
1981	at Ouachita Baptist	W	17-10
1982	OUACHITA BAPTIST	W	42-14
1983	at Ouachita Baptist	W	30-7

## Ozarks (MO) 0-1

1958	vs. Ozarks (MO)	L	0-12
------	-----------------	---	------

## Pearl River Junior College 2-0

1913	vs. Pearl River Junior College	W	67-0
1926	vs. Pearl River Junior College	W	21-7

## Pensacola Navy 1-1

1946	vs. Pensacola Navy	L	13-39
1970	PENSACOLA NAVY	W	7-3

## Presbyterian 1-1

1981	at Presbyterian	W	24-14
1982	PRESBYTERIAN	L	16-17

## Rhodes 13-5

1926	vs. Southwestern of Memphis	L	16-20
1929	vs. Southwestern of Memphis	L	7-20
1934	vs. Southwestern of Memphis	W	20-7
1935	vs. Southwestern of Memphis	L	0-13
1937	vs. Southwestern of Memphis	W	13-0
1948	vs. Southwestern of Memphis	W	46-6
1949	vs. Southwestern of Memphis	W	19-13
1950	vs. Southwestern of Memphis	W	33-0
1952	vs. Southwestern of Memphis	W	20-6
1953	vs. Southwestern of Memphis	W	20-9
1954	vs. Southwestern of Memphis	W	26-7
1955	vs. Southwestern of Memphis	W	21-12
1956	vs. Southwestern of Memphis	L	13-21
1957	vs. Southwestern of Memphis	W	19-7
1958	vs. Southwestern of Memphis	L	8-28
1959	SOUTHWESTERN OF MEMPHIS	W	14-7
1960	at Southwestern of Memphis	W	34-7
1961	SOUTHWESTERN OF MEMPHIS	W	22-6

## Samford 22-14-14

1912	vs. Howard College	W	20-6
1913	vs. Howard College	W	10-6
1914	vs. Howard College	W	27-6
1920	vs. Howard College	W	21-7
1922	vs. Howard College	W	26-0
1923	vs. Howard College	W	7-3
1925	vs. Howard College	L	6-10
1926	vs. Howard College	W	23-10
1927	vs. Howard College	W	13-0
1928	vs. Howard College	T	6-6

# MISSISSIPPI COLLEGE FOOTBALL ALL-TIME RESULTS

1929	vs. Howard College	T	0-0
1933	vs. Howard College	L	0-20
1935	vs. Howard College	L	0-49
1949	vs. Howard College	L	14-19
1950	vs. Howard College	W	7-6
1951	vs. Howard College	L	6-19
1952	vs. Howard College	W	7-0
1953	vs. Howard College	W	25-6
1954	vs. Howard College	W	13-6
1955	vs. Howard College	W	19-14
1956	vs. Howard College	W	12-6
1957	vs. Howard College	W	19-13
1958	vs. Howard College	L	0-26
1959	HOWARD COLLEGE	W	27-6
1960	at Howard College	W	24-20
1961	HOWARD COLLEGE	W	15-14
1962	at Howard College	L	3-21
1963	HOWARD COLLEGE	T	3-3
1964	at Howard College	L	7-24
1965	HOWARD COLLEGE	L	12-20
1966	at Samford	L	21-45
1967	SAMFORD	L	21-28
1968	at Samford	L	0-41
1969	SAMFORD	W	45-7
1970	at Samford	L	13-21
1971	SAMFORD	L	0-41
1972	at Samford	T	13-13
1973	SAMFORD	W	12-10
1993	at Samford	W	21-14
1994	at Samford	W	20-12

## Sewanee 9-6-2

1946	vs. Sewanee	W	20-6
1947	vs. Sewanee	L	0-14
1948	vs. Sewanee	L	19-20
1949	vs. Sewanee	L	0-21
1950	vs. Sewanee	W	13-6
1951	vs. Sewanee	L	0-29
1952	vs. Sewanee	L	7-12
1953	vs. Sewanee	W	14-12
1954	vs. Sewanee	W	7-6
1955	vs. Sewanee	W	24-0
1956	vs. Sewanee	W	13-6
1957	vs. Sewanee	T	6-6
1958	vs. Sewanee	L	8-48
1959	at Sewanee	W	27-6
1960	SEWANEE	T	14-14
1961	at Sewanee	W	42-6
1962	vs. Sewanee	W	14-6

## Southeast Missouri State 2-2

1986	SOUTHEAST MISSOURI STATE	L	27-30
1987	at Southeast Missouri State	L	28-30
1988	SOUTHEAST MISSOURI STATE	W	41-13
1989	at Southeast Missouri State	W	21-6

## Southeastern Louisiana 3-5

1946	vs. Southeastern Louisiana	L	0-14
1976	at Southeastern Louisiana	L	20-34
1977	at Southeastern Louisiana	L	6-23
1978	SOUTHEASTERN LOUISIANA	L	10-13
1979	at Southeastern Louisiana	L	14-34
1983	at Southeastern Louisiana	W	16-10
1984	at Southeastern Louisiana	W	7-6
1985	at Southeastern Louisiana	W	34-30

## Southeastern Oklahoma 1-1

1966	at Southeastern Oklahoma	L	7-14
1967	SOUTHEASTERN OKLAHOMA	W	28-0

## Southern (AL) 1-0

1911	vs. Southern (AL)	W	5-0
------	-------------------	---	-----

## Southern Arkansas 11-7

1955	vs. Southern State	L	0-36
1960	SOUTHERN STATE	W	46-14
1961	at Southern State	W	20-0
1966	at Southern State	L	13-30
1967	SOUTHERN STATE	W	33-10
1968	SOUTHERN STATE	W	17-7
1969	at Southern State	W	21-17
1970	at Southern State	W	21-13
1971	SOUTHERN STATE	L	17-19
1972	at Southern State	L	21-34
1973	SOUTHERN STATE	L	26-28
1979	SOUTHERN ARKANSAS	W	35-14
1980	at Southern Arkansas	W	10-7

1981	SOUTHERN ARKANSAS	L	9-21
1982	at Southern Arkansas	W	35-8
1983	SOUTHERN ARKANSAS	W	23-7
1995	SOUTHERN ARKANSAS	W	23-14
1996	at Southern Arkansas	L	6-20

## Southern Miss 8-0

1914	vs. Mississippi State Normal	W	40-0
1916	vs. Mississippi State Normal	W	90-0
1919	vs. State Teachers College	W	19-7
1928	vs. State Teachers College	W	82-0
1929	vs. State Teachers College	W	20-0
1931	vs. State Teachers College	W	45-13
1933	vs. State Teachers College	W	33-7
1934	vs. State Teachers College	W	12-0

## Spring Hill 11-3

1920	vs. Spring Hill	L	20-21
1921	vs. Spring Hill	W	28-7
1922	vs. Spring Hill	W	7-6
1928	vs. Spring Hill	W	15-0
1929	vs. Spring Hill	L	6-25
1933	vs. Spring Hill	W	14-8
1934	vs. Spring Hill	W	7-0
1935	vs. Spring Hill	L	0-12
1936	vs. Spring Hill	W	28-7
1937	vs. Spring Hill	W	18-7
1938	vs. Spring Hill	W	36-0
1939	vs. Spring Hill	W	25-7
1940	vs. Spring Hill	W	41-7
1941	vs. Spring Hill	W	53-7

## St. Cloud State 1-0

1989**	vs. St. Cloud State	W	55-24
--------	---------------------	---	-------

## Stephen F. Austin 2-0

1981	at Stephen F. Austin	W	17-14
1983	at Stephen F. Austin	W	36-29

## Stetson 3-2-1

1937	vs. Stetson	L	6-14
1946	vs. Stetson	W	13-0
1947	vs. Stetson	T	6-6
1948	vs. Stetson	W	14-0
1949	vs. Stetson	W	34-13
1955	vs. Stetson	L	0-25

## Stillman 1-0

1999	STILLMAN	W	10-7
------	----------	---	------

## Sul Ross State 15-3

1996	at Sul Ross State	W	27-0
1997	at Sul Ross State	W	31-26
1998	SUL ROSS STATE	W	45-36
1999	at Sul Ross State	W	36-20
2000	SUL ROSS STATE	W	34-7
2001	at Sul Ross State	W	36-32
2002	SUL ROSS STATE	W	34-21
2003	at Sul Ross State	W	27-26
2004	SUL ROSS STATE	W	24-20
2005	at Sul Ross State	L	17-36
2006	SUL ROSS STATE	W	31-7
2007	at Sul Ross State	W	56-35
2008	SUL ROSS STATE	W	41-10
2009	at Sul Ross State	W	49-27
2010	SUL ROSS STATE	W	38-21
2011	at Sul Ross State	L	42-49
2012	SUL ROSS STATE	L	42-75
2013	at Sul Ross State	W	34-30

## Tampa 0-1

1937	vs. Tampa	L	0-20
------	-----------	---	------

## Tennessee-Martin 12-5

1974*	TENNESSEE-MARTIN	W	23-7
1975	at Tennessee-Martin	W	14-10
1976	at Tennessee-Martin	L	14-36
1977	TENNESSEE-MARTIN	W	27-24
1978	at Tennessee-Martin	W	21-7
1979	TENNESSEE-MARTIN	L	10-13
1980	at Tennessee-Martin	L	27-30
1981	TENNESSEE-MARTIN	L	28-29
1982	at Tennessee-Martin	W	16-9
1983	TENNESSEE-MARTIN	W	28-0
1984	TENNESSEE-MARTIN	W	28-10
1985	at Tennessee-Martin	W	38-0
1986	TENNESSEE-MARTIN	W	28-3

1987	at Tennessee-Martin	W	34-24
1988	TENNESSEE-MARTIN	W	24-21
1989	at Tennessee-Martin	W	24-3
1990	TENNESSEE-MARTIN	W	44-14

## Texas A&M-Kingsville 3-1

1988**	vs. Texas A&I	L	15-39
1989**	vs. Texas A&I	W	34-19
1992	Texas A*I	W	37-33
1993	AT TEXAS A&M-KINGSVILLE	W	13-9

## Texas Lutheran 9-7

1998	at Texas Lutheran	L	21-23
1999	TEXAS LUTHERAN	W	28-6
2000	at Texas Lutheran	L	32-34
2001	TEXAS LUTHERAN	W	41-3
2002	at Texas Lutheran	W	36-16
2003	TEXAS LUTHERAN	W	31-0
2004	at Texas Lutheran	L	28-31
2005	TEXAS LUTHERAN	L	22-27
2006	at Texas Lutheran	W	28-21
2007	TEXAS LUTHERAN	W	34-5
2008	at Texas Lutheran	W	52-7
2009	TEXAS LUTHERAN	W	38-24
2010	at Texas Lutheran	L	23-42
2011	TEXAS LUTHERAN	L	16-36
2012	at Texas Lutheran	W	24-21
2013	TEXAS LUTHERAN	L	32-35

## Troy 11-7

1963	TROY STATE	W	6-0
1964	at Troy State	L	19-21
1965	TROY STATE	W	35-15
1976	at Troy State	L	6-38
1977	TROY STATE	W	17-15
1978	at Troy State	L	16-27
1979	TROY STATE	W	38-21
1980	at Troy State	L	0-30
1981	TROY STATE	W	19-13
1982	at Troy State	W	31-7
1983	TROY STATE	W	17-0
1984	TROY STATE	L	7-14
1985	at Troy State	W	45-21
1986	TROY STATE	L	0-10
1987	at Troy State	L	21-48
1988	TROY STATE	W	18-12
1989	at Troy State	W	45-7
1990	TROY STATE	W	36-16

## Tulane 3-9

1911	vs. Tulane	L	0-10
1912	vs. Tulane	L	6-19
1913	vs. Tulane	W	13-3
1915	vs. Tulane	W	20-6
1916	vs. Tulane	L	3-13
1919	vs. Tulane	L	0-49
1920	vs. Tulane	L	0-27
1921	vs. Tulane	W	14-0
1922	vs. Tulane	L	0-30
1923	vs. Tulane	L	3-18
1924	vs. Tulane	L	7-32
1937	vs. Tulane	L	0-84

## Tusculum 2-0

1996	at Tusculum	W	27-21
1997	TUSCULUM	W	26-19

## Union (TN) 6-2

1921	vs. Union (TN)	W	35-0
1926	vs. Union (TN)	W	21-7
1927	vs. Union (TN)	W	18-0
1928	vs. Union (TN)	W	35-13
1941	vs. Union (TN)	L	9-26
1950	vs. Union (TN)	W	19-7
1951	vs. Union (TN)	L	13-25
1952	vs. Union (TN)	W	7-6

## Univ. of Mexico 8-3

1929	vs. Univ. of Mexico	W	28-0
1930	vs. Univ. of Mexico	W	40-0
1946	vs. Univ. of Mexico	W	43-7
1947	vs. Univ. of Mexico	W	43-13
1953	vs. Univ. of Mexico	L	20-34
1954	vs. Univ. of Mexico	L	13-19
1955	vs. Univ. of Mexico	L	7-28
1960	vs. Univ. of Mexico	W	40-0
1962	UNIV. OF MEXICO	W	22-6

## MISSISSIPPI COLLEGE FOOTBALL ALL-TIME RESULTS

1964	UNIV. OF MEXICO	W	40-6
1975	UNIV. OF MEXICO	W	56-0

### Valdosta State 8-5-1

1982	VALDOSTA STATE	W	28-13
1983	at Valdosta State	W	26-3
1984	at Valdosta State	W	10-3
1985	VALDOSTA STATE	W	28-7
1986	at Valdosta State	L	10-21
1987	VALDOSTA STATE	W	20-12
1988	at Valdosta State	W	31-21
1989	VALDOSTA STATE	W	32-3
1990	at Valdosta State	W	17-10
1991	VALDOSTA STATE	T	10-10
1992	at Valdosta State	L	14-28
1993	at Valdosta State	L	21-42
1994	VALDOSTA STATE	L	7-24
1995	at Valdosta State	L	16-42

### Vicksburg Athletic Club 1-0

1912	vs. Vicksburg Athletic Club	W	44-0
------	-----------------------------	---	------

### Webber International 1-1

2012	WEBBER INTERNATIONAL	W	31-24
2013	at Webber International	L	7-35

### Wesley (DE) 0-1

2009***	at Wesley (DE)	L	9-43
---------	----------------	---	------

### West Alabama 19-19-2

1946	vs. Alabama Teachers	W	24-12
1947	vs. Alabama Teachers	W	19-0
1956	vs. Livingston	T	6-6
1957	vs. Livingston	L	7-14
1959	at Livingston	W	14-6
1960	LIVINGSTON	W	34-0
1965	LIVINGSTON	L	14-33
1966	at Livingston	L	0-14
1967	LIVINGSTON	W	31-13
1968	at Livingston	L	7-26
1969	LIVINGSTON	L	13-37
1970	at Livingston	L	13-23
1971	LIVINGSTON	L	3-20
1972	at Livingston	L	7-21
1973	LIVINGSTON	L	3-27
1974*	at Livingston	T	21-21
1975	LIVINGSTON	L	7-20
1976	at Livingston	L	7-14
1977	LIVINGSTON	L	16-21
1978	at Livingston	W	24-16
1979	LIVINGSTON	W	30-14

1980	at Livingston	W	28-8
1981	LIVINGSTON	W	37-17
1982	at Livingston	W	21-3
1983	LIVINGSTON	L	14-24
1984	at Livingston	W	35-7
1985	LIVINGSTON	W	14-7
1986	at Livingston	W	16-14
1987	LIVINGSTON	L	7-8
1988	at Livingston	W	21-10
1989	LIVINGSTON	W	23-10
1990	vs. Livingston	W	36-0
1991	LIVINGSTON	W	25-14
1992	at Livingston	L	32-37
1993	LIVINGSTON	T	22-22
1994	at Livingston	W	48-0
1995	WEST ALABAMA	W	30-7
1996	WEST ALABAMA	L	21-22
1997	at West Alabama	L	21-38
1998	at West Alabama	L	3-41

### West Georgia 8-4

1984	WEST GEORGIA	W	52-24
1985	at West Georgia	L	28-30
1986	WEST GEORGIA	W	30-14
1987	at West Georgia	W	37-7
1988	WEST GEORGIA	W	10-8
1989	at West Georgia	W	48-6
1990	WEST GEORGIA	W	44-17
1991	at West Georgia	W	49-21
1992	WEST GEORGIA	W	45-38
1993	WEST GEORGIA	L	25-27
1994	at West Georgia	L	23-24
1995	at West Georgia	L	15-30

### West Texas State 2-0

1986	at West Texas State	W	34-24
1987	WEST TEXAS STATE	W	28-16

### Western Carolina 1-1

1971	at Western Carolina	L	0-37
1972	WESTERN CAROLINA	W	20-6

### Western Kentucky 0-1

1956	vs. Western Kentucky	L	0-14
------	----------------------	---	------

### Wofford 2-0

1990**	vs. Wofford	W	70-19
1991**	vs. Wofford	W	28-15

### Youngstown State 0-1

1948	vs. Youngstown State	L	7-36
------	----------------------	---	------



## MISSISSIPPI COLLEGE FOOTBALL ALL-TIME RESULTS

### RECORDS BY STATE

#### ALABAMA (13 Teams)

Alabama	0-7	.000
Birmingham-Southern	6-5-1	.542
Huntingdon	1-1	.500
Jacksonville State	13-10-2	.560
Jefferson State CC	2-0	1.000
Marion Institute	2-1	.667
North Alabama	14-14-2	.500
Samford	22-14-4	.600
Southern (AL)	1-0	1.000
Spring Hill	11-3	.786
Stillman	1-0	1.000
Troy	11-7	.611
West Alabama	19-19-2	.500
<b>TOTALS (195 Games)</b>	<b>103-81-11</b>	<b>.556</b>

#### ARKANSAS (9 Teams)

Arkansas-Monticello	10-11-1	.477
Arkansas State	1-4	.200
Arkansas Tech	0-1-1	.250
Central Arkansas	5-5	.500
Harding	4-3	.571
Henderson State	13-9	.591
Hendrix	6-3	.667
Ouachita Baptist	15-16-1	.484
Southern Arkansas	11-7	.611
<b>TOTALS (127 Games)</b>	<b>65-59-3</b>	<b>.524</b>

#### DELAWARE (2 Teams)

Delaware	0-1	.000
Wesley (DE)	0-1	.000
<b>TOTALS (2 Games)</b>	<b>0-2</b>	<b>.000</b>

#### FLORIDA (7 Teams)

Florida	0-1-1	.250
Florida Southern	1-0	1.000
Florida State	0-3	.000
Pensacola Navy	1-1	.500
Stetson	3-2-1	.583
Tampa	0-1	.000
Webber International	1-1	.500
<b>TOTALS (17 Games)</b>	<b>6-9-2</b>	<b>.412</b>

#### GEORGIA (6 Teams)

Georgia Southern	0-1	.000
LaGrange	2-0	1.000
Mercer	5-0-1	.917
Oglethorpe	3-1	.750
Valdosta State	8-5-1	.607
West Georgia	8-4	.667
<b>TOTALS (39 Games)</b>	<b>26-11-2</b>	<b>.692</b>

#### KENTUCKY (5 Teams)

Centre	4-2	.667
Cumberlands	0-2	.000
Georgetown	1-1	.500
Murray State	1-1	.500
Western Kentucky	0-1	.000
<b>TOTALS (13 Games)</b>	<b>6-7</b>	<b>.462</b>

#### LOUISIANA (12 Teams)

Baptist Christian	1-0	1.000
Centenary (LA)	1-1	.500
Louisiana College	26-12	.684
Louisiana-Lafayette	3-0-1	.875
Louisiana-Monroe	0-3	.000
Louisiana Tech	11-5-1	.676
Loyola (LA)	0-7	.000
LSU	0-9-1	.050
McNeese State	0-2	.000
Nicholls State	6-4	.600
Northwestern State	0-2	.000
Southeastern Louisiana	3-5	.375
Tulane	3-9	.250
<b>TOTALS (116 Games)</b>	<b>54-59-3</b>	<b>.478</b>

#### MEXICO (2 Teams)

Mexico Polytechnico	2-0	1.000
Univ. of Mexico	8-3	.727
<b>TOTALS (13 Games)</b>	<b>10-3</b>	<b>.769</b>

#### MINNESOTA (1 Team)

St. Cloud State	1-0	1.000
<b>TOTALS (1 Game)</b>	<b>1-0</b>	<b>1.000</b>

#### MISSISSIPPI (12 Teams)

Army (Camp Shelby)	1-0	1.000
Belhaven	3-1	.750
Chamberlain-Hunt Aca.	4-0	1.000
Clarke JC	1-0	1.000
Delta State	15-17-2	.471
French Camp Aca.	1-0	1.000
Millsaps	31-15-6	.654
Mississippi State	3-16	.158
Ole Miss	4-8-1	.346
Pearl River JC	2-0	1.000
Southern Miss	8-0	1.000
Vicksburg Athletic Club	1-0	1.000
<b>TOTALS (140 Games)</b>	<b>74-57-9</b>	<b>.561</b>

#### MISSOURI (2 Teams)

Ozarks (MO)	0-1	.000
Southeast Missouri State	2-2	.500
<b>TOTALS (5 Games)</b>	<b>2-3</b>	<b>.400</b>

#### NEW YORK (1 Team)

Colgate	0-5	.000
<b>TOTALS (5 Games)</b>	<b>0-5</b>	<b>.000</b>

#### NORTH CAROLINA (3 Teams)

Appalachian State	0-1	.000
Davidson	0-1	.000
Western Carolina	1-1	.500
<b>TOTALS (4 Games)</b>	<b>1-3</b>	<b>.250</b>

#### NORTH DAKOTA (1 Team)

North Dakota	1-0	1.000
<b>TOTALS (1 Game)</b>	<b>1-0</b>	<b>1.000</b>

#### OHIO (1 Team)

Youngstown State	0-1	.000
<b>TOTALS (1 Game)</b>	<b>0-1</b>	<b>.000</b>

#### OKLAHOMA (1 Team)

Southeastern Oklahoma	1-1	.500
<b>TOTALS (2 Games)</b>	<b>1-1</b>	<b>.500</b>

#### PENNSYLVANIA (1 Team)

Indiana (PA)	1-1	.500
<b>TOTALS (2 Games)</b>	<b>1-1</b>	<b>.500</b>

#### SOUTH CAROLINA (3 Teams)

Furman	2-5	.286
Presbyterian	1-1	.500
Wofford	2-0	1.000
<b>TOTALS (11 Games)</b>	<b>5-6</b>	<b>.455</b>

#### TENNESSEE (13 Teams)

Bethel (TN)	2-0	1.000
Carson-Newman	1-1	.500
Chattanooga	3-6-3	.375
Christian Brothers	0-1	.000
East Tennessee State	1-0	1.000
Lambuth	1-0	1.000
Memphis	1-0	1.000
Memphis Navy	1-0	1.000
Rhodes	13-5	.722
Sewanee	9-6-2	.588
Tennessee-Martin	12-5	.706
Tusculum	2-0	1.000
Union (TN)	6-2	.750
<b>TOTALS (83 Games)</b>	<b>52-26-5</b>	<b>.657</b>

#### TEXAS (15 Teams)

Abilene Christian	1-0	1.000
Austin College	10-9-1	.525
Baylor	0-2	.000
East Texas Baptist	6-10	.375
Hardin-Simmons	4-14	.222
Howard Payne	6-12	.333
Lamar	1-0	1.000
Mary Hardin-Baylor	2-14	.125
McMurry	7-8	.467
Northwood Institute	1-0	1.000
Stephen F. Austin	2-0	1.000
Sul Ross State	15-3	.833
Texas A&M-Kingsville	3-1	.750
Texas Lutheran	9-7	.563
West Texas State	2-0	1.000
<b>TOTALS (150 Games)</b>	<b>69-80-1</b>	<b>.463</b>

### RECORDS BY WIN %

TEAM	REC.	WIN %	TEAM	REC.	WIN %
Southern Miss	8-0	1.000	Jacksonville State	13-10-2	.560
Chamberlain-Hunt Aca.	4-0	1.000	Birmingham-Southern	6-5-1	.542
Bethel (TN)	2-0	1.000	Austin College	10-9-1	.525
Jefferson State CC	2-0	1.000	West Alabama	19-19-2	.500
LaGrange	2-0	1.000	North Alabama	14-14-2	.500
Mexico Polytechnico	2-0	1.000	Central Arkansas	5-5	.500
Pearl River JC	2-0	1.000	Southeast Missouri State	2-2	.500
Stephen F. Austin	2-0	1.000	Carson-Newman	1-1	.500
Tusculum	2-0	1.000	Centenary (LA)	1-1	.500
West Texas State	2-0	1.000	Georgetown (KY)	1-1	.500
Wofford	2-0	1.000	Huntingdon	1-1	.500
Abilene Christian	1-0	1.000	Indiana (PA)	1-1	.500
Army (Camp Shelby)	1-0	1.000	Murray State	1-1	.500
Baptist Christian	1-0	1.000	Pensacola Navy	1-1	.500
Clarke JC	1-0	1.000	Presbyterian	1-1	.500
East Tennessee State	1-0	1.000	Southeastern Oklahoma	1-1	.500
Florida Southern	1-0	1.000	Webber International	1-1	.500
French Camp Aca.	1-0	1.000	Western Carolina	1-1	.500
Lamar	1-0	1.000	Ouachita Baptist	15-16-1	.484
Lambuth	1-0	1.000	Arkansas-Monticello	10-11-1	.477
Memphis	1-0	1.000	Delta State	15-17-2	.471
Memphis Navy	1-0	1.000	McMurry	7-8	.467
North Dakota	1-0	1.000	East Texas Baptist	6-10	.375
Northwood Institute	1-0	1.000	Chattanooga	3-6-3	.375
Southern (AL)	1-0	1.000	Southeast Louisiana	3-5	.375
St. Cloud State	1-0	1.000	Ole Miss	4-8-1	.346
Stillman	1-0	1.000	Howard Payne	6-12	.333
Vicksburg Athletic Club	1-0	1.000	Furman	2-5	.286
Mercer	5-0-1	.917	Tulane	3-9	.250
Louisiana-Lafayette	3-0-1	.875	Arkansas Tech	0-1-1	.250
Sul Ross State	15-3	.833	Florida	0-1-1	.250
Spring Hill	11-3	.786	Hardin-Simmons	4-14	.222
Union (TN)	6-2	.750	Arkansas State	1-4	.200
Belhaven	3-1	.750	Mississippi State	3-16	.158
Oglethorpe	3-1	.750	Mary Hardin-Baylor	2-14	.125
Texas A&M-Kingsville	3-1	.750	LSU	0-9-1	.050
Univ. of Mexico	8-3	.727	Appalachian State	0-1	.000
Rhodes	13-5	.722	Christian Brothers	0-1	.000
Louisiana College	26-12	.684	Davidson	0-1	.000
Louisiana Tech	11-5-1	.676	Delaware	0-1	.000
West Georgia	8-4	.667	Georgia Southern	0-1	.000
Hendrix	6-3	.667	Ozarks (MO)	0-1	.000
Centre	4-2	.667	Tampa	0-1	.000
Marion Institute	2-1	.667	Wesley (DE)	0-1	.000
Millsaps	31-15-6	.654	Western Kentucky	0-1	.000
Southern Arkansas	11-7	.611	Youngstown State	0-1	.000
Troy	11-7	.611	Baylor	0-2	.000
Valdosta State	8-5-1	.607	Cumberlands (KY)	0-2	.000
Samford	22-14-4	.600	McNeese State	0-2	.000
Nicholls State	6-4	.600	Northwestern State	0-2	.000
Henderson State	13-9	.591	Florida State	0-3	.000
Sewanee	9-6-2	.588	Louisiana-Monroe	0-3	.000
Stetson	3-2-1	.583	Colgate	0-5	.000
Harding (AR)	4-3	.571	Alabama	0-7	.000
Texas Lutheran	9-7	.563	Loyola (LA)	0-7	.000

# MISSISSIPPI COLLEGE FOOTBALL INDIVIDUAL RECORDS

## PASSING

### CAREER PASSING YARDS

Player	Seasons	Att.	Comp.	Pct.	Yards
1. Adam Shaffer	2005-09	1214	704	580	9505
2. Payton Perrett	1999-02	1222	600	491	8163
3. Tommy Reyer	2008-11	819	448	547	5327
4. Wally Henry	1985-89	741	424	572	5029
5. Andy Sumrall	1968-70	651	273	419	3877
6. Rodger Guy	1993-97	458	264	576	3167
7. Jonathon Redd	2011-	442	256	579	3079
8. Tommy Nester	1980-83	353	183	518	2430
9. Brad Madden	2006-07	285	164	575	2166
10. Scotty Elliot	2003-04	354	185	523	2142

### CAREER PASSING ATTEMPTS

Player	Seasons	Comp.	Yards	Att.
1. Payton Perrett	1999-02	600	8163	1222
2. Adam Shaffer	2005-09	704	9505	1214
3. Tommy Reyer	2008-11	448	5327	819
4. Wally Henry	1985-89	424	5029	741
5. Andy Sumrall	1968-70	273	3877	651
6. Rodger Guy	1993-97	264	3167	458
7. Jonathon Redd	2011-	256	3079	442
8. Scotty Elliot	2003-04	185	2142	354
9. Tommy Nester	1980-83	183	2430	353
10. Wade Pharis	1979-82	177	2017	332

### CAREER PASS COMPLETIONS

Player	Seasons	Att.	Yards	Comp.
1. Adam Shaffer	2005-09	1214	9505	704
2. Payton Perrett	1999-02	1222	8163	600
3. Tommy Reyer	2008-11	819	5327	448
4. Wally Henry	1985-89	741	5029	424
5. Andy Sumrall	1968-70	651	3877	273
6. Rodger Guy	1993-97	458	3167	264
7. Jonathon Redd	2011-	442	3079	256
8. Scotty Elliot	2003-04	254	2142	185
9. Tommy Nester	1980-83	353	2430	183
10. Wade Pharis	1979-82	323	2017	177

### CAREER TOUCHDOWN PASSES

Player	Seasons	Att.	Comp.	Yards	TD
1. Adam Shaffer	2005-09	1214	704	9505	91
2. Payton Perrett	1999-02	1222	600	8163	69
3. Tommy Reyer	2008-11	819	448	5327	46
4. Wally Henry	1985-89	741	424	5029	30
5. Andy Sumrall	1967-70	651	273	3877	28
6. Jonathon Redd	2011-	442	256	3079	25
7. Rodger Guy	1993-97	458	264	3167	24
8. Cedrick Baker	1990-93	296	155	2094	14
Kyle Morris	1991	219	117	1552	14
Larry Suchy	1966-67	267	111	1769	14

### CAREER COMPLETION PERCENTAGE

Player	Seasons	Att.	Comp.	Pct.
1. Adam Shaffer	2005-09	1214	704	.580
2. Jonathon Redd	2011-	442	256	.579
3. Rodger Guy	1993-97	458	264	.576
4. Brad Madden	2006-07	285	164	.575
5. Wally Henry	1985-89	741	424	.572
6. Wade Pharis	1979-82	332	182	.548
7. Tommy Reyer	2008-11	819	448	.547
8. Kyle Morris	1991	247	135	.547
9. Scotty Elliot	2003-04	354	185	.523
10. Tommy Nester	1980-83	353	183	.518

### CAREER AVG. YARDS PER COMPLETION

Player	Seasons	Att.	Comp.	Yards	YPC
1. Larry Suchy	1966-67	269	111	1769	15.9
2. Andy Sumrall	1967-70	651	231	3877	14.2
3. Payton Perrett	1999-02	1222	600	8163	13.6
4. Adam Shaffer	2005-09	1214	704	9505	13.5
5. Cedrick Baker	1990-93	303	156	2097	13.4
6. Tommy Nester	1980-83	353	183	2430	13.3
7. Kyle Morris	1991	247	135	1802	13.3
8. Brad Madden	2006-07	285	164	2166	13.2
9. Dave Marler	1974-75	260	109	1401	12.9
10. Mike Wallis	1972-76	307	134	1700	12.7

### SINGLE SEASON PASSING YARDS

Player	Season	Att.	Comp.	Pct.	Yards
1. Adam Shaffer	2007	379	222	586	3497
2. Adam Shaffer	2009	399	236	591	3105
3. Payton Perrett	2000	351	187	533	2544
4. Payton Perrett	2001	326	162	497	2278
5. Wally Henry	1989	314	182	580	2253
6. Tommy Reyer	2010	356	211	593	2224
7. Adam Shaffer	2005	314	173	551	2158
8. Brad Madden	2006	261	152	382	2025
9. Payton Perrett	1999	281	147	519	1989
10. Jonathon Redd	2013	279	163	584	1948

### SINGLE SEASON PASSING ATTEMPTS

Player	Season	Comp.	Yards	Att.
1. Adam Shaffer	2009	236	3105	399
2. Adam Shaffer	2007	222	3497	379
3. Tommy Reyer	2010	211	2224	356
4. Payton Perrett	2000	187	2544	351
5. Payton Perrett	2001	162	2278	326
6. Adam Shaffer	2005	173	2158	314
Wally Henry	1989	182	2253	314
8. Tommy Reyer	2011	145	1935	289
9. Andy Sumrall	1970	122	1843	288
10. Payton Perrett	1999	147	1989	281

### SINGLE SEASON PASS COMPLETIONS

Player	Season	Att.	Yards	Comp.
1. Adam Shaffer	2009	399	3105	236
2. Adam Shaffer	2007	379	3497	222
3. Tommy Reyer	2010	356	2224	211
4. Payton Perrett	2000	351	2554	187
5. Wally Henry	1989	314	2253	182
6. Adam Shaffer	2005	314	2158	173
7. Jonathon Redd	2013	279	1948	163
8. Payton Perrett	2001	326	2278	162
9. Wally Henry	1986	266	1746	159
10. Brad Madden	2006	261	2025	152

### SINGLE SEASON TOUCHDOWN PASSES

Player	Season	Att.	Comp.	Yards	TD
1. Adam Shaffer	2009	399	236	3105	33
2. Adam Shaffer	2007	379	222	3497	31
3. Payton Perrett	2000	351	187	2544	22
4. Tommy Reyer	2011	289	145	1935	21
5. Adam Shaffer	2005	314	173	2158	20
6. Payton Perrett	1999	283	147	1989	19
7. Jonathon Redd	2013	279	163	1948	18
Payton Perrett	2001	326	162	2278	18
9. Tommy Reyer	2010	356	211	2224	17
Andy Sumrall	1970	288	122	1843	17

### SINGLE SEASON COMPLETION PERCENTAGE

Player	Season	Att.	Comp.	Pct.
1. Dexter Rhoulac	1990	162	97	.599
2. Wally Henry	1986	266	159	.598
3. Tommy Reyer	2010	356	211	.593
4. Rodger Guy	1997	152	90	.592
5. Adam Shaffer	2009	399	236	.591
6. Rodger Guy	1996	249	147	.590
7. Adam Shaffer	2007	379	222	.586
8. Jonathon Redd	2013	279	163	.584
9. Brad Madden	2006	261	152	.582
10. Wally Henry	1989	314	182	.580

### SINGLE SEASON AVG. YARDS PER COMPLETION

Player	Seasons	Att.	Comp.	Yards	YPC
1. Larry Suchy	1967	128	60	1047	17.5
2. Reggie Hawthorne	1984	185	81	1287	15.9
3. Adam Shaffer	2007	379	222	3497	15.8
4. Andy Sumrall	1970	288	122	1843	15.1
5. Shane Tapper	1998	180	96	1449	15.1
6. Rodger Guy	1997	152	90	1324	14.7
7. Andy Sumrall	1969	195	76	1077	14.2
8. Larry Suchy	1966	141	51	722	14.2
9. Payton Perrett	2001	326	162	2278	14.1
10. Dave Marler	1975	136	56	784	14.0

## RUSHING

### CAREER RUSHING YARDS

Player	Seasons	Att.	Avg.	Yards
1. Fred McAfee	1987-90	811	5.4	4416
2. Major Everett	1978-82	602	5.8	3468
3. Ezra Tate	1974-78	571	5.5	3116
4. Jimmy Dottolo	1996-99	504	4.9	2445
5. Steven Knight	2009-11	467	5.1	2374
6. Calvin Howard	1977-79	380	5.6	2133
7. Travis Eldridge	1967-70	476	4.4	2080
8. Daryl Posey	1978-82	392	5.1	1991
9. Robert Felton	1972-73	418	4.4	1835
10. Vince Glover	1991-94	326	5.4	1771

### CAREER RUSHING ATTEMPTS

Player	Seasons	Yards	Avg.	Att.
1. Fred McAfee	1987-90	4416	5.4	811
2. Major Everett	1978-82	3468	5.8	602
3. Ezra Tate	1974-78	3116	5.5	571
4. Jimmy Dottolo	1996-99	2445	4.9	504
5. Travis Eldridge	1967-70	2080	4.4	476
6. Steven Knight	2009-11	2374	5.1	467
7. Robert Felton	1972-73	1835	4.4	418
8. Daryl Posey	1978-82	1991	5.1	392
9. Calvin Howard	1977-79	2133	5.6	380
10. Alvin Kidd	1980-83	1700	4.5	378

### CAREER RUSHING TOUCHDOWNS

Player	Seasons	Att.	Yards	TD
1. Fred McAfee	1987-90	811	4416	38
2. Major Everett	1978-82	602	3468	32
3. Ezra Tate	1974-78	571	3116	26
4. Steven Knight	2009-11	467	2374	23
5. Mitch Thames	1986-89	369	1398	22
6. Robert Taylor	1988-91	333	1480	20
7. Daryl Posey	1978-82	368	1870	19
Alton Greenlee	1960-61	162	830	19
9. Jimmy Dottolo	1996-99	505	2451	16
Alvin Kidd	1980-83	378	1700	16
Bruce Hulitt	1976-79	373	1672	16
Larry Suchy	1966-67	334	1445	16

### CAREER AVERAGE YARDS PER RUSH


Player	Seasons	Att.	Comp.	Yards
1. Major Everett	1978-82	3468	602	5.76
2. Calvin Howard	1977-79	2133	380	5.61
3. Ezra Tate	1974-78	3116	571	5.46
4. Fred McAfee	1987-90	4416	811	5.43
5. Vince Glover	1991-94	1771	326	5.43
6. Steven Knight	2009-11	2374	467	5.08
7. Daryl Posey	1978-82	1991	392	5.08
8. Jimmy Dottolo	1996-99	2445	504	4.85
9. Kalvin Smith	2005-06	1754	375	4.68
10. Clyde Shelley	1982-85	1693	367	4.61

### CAREER RUSHING YARDS PER GAME

Player	Seasons	Games	Yards	Avg.
1. Steven Knight	2009-11	24	2374	98.9
2. Fred McAfee	1987-90	48	4416	92.0
3. Robert Felton	1972-73	20	1835	91.8
4. Kalvin Smith	2005-06	20	1754	87.7
5. Major Everett	1978-82	44	3468	78.8
6. Larry Suchy	1966-67	19	1445	76.1
7. Ezra Tate	1974-78	42	3116	74.2
8. Shadrick McAfee	1994-95	14	960	68.6
9. Calvin Howard	1977-79	33	2133	64.6
10. Billy Ray Dill	1966-67	19	1218	64.1



**Adam SHAFER**  
2005-09



**Fred McAfee**  
1987-90

# MISSISSIPPI COLLEGE FOOTBALL INDIVIDUAL RECORDS

## RUSHING

### SINGLE SEASON RUSHING YARDS

Player	Season	Att.	Avg.	Yards
1. Fred McAfee	1990	248	6.4	1583
2. Calvin Howard	1979	263	5.8	1526
3. David Glisson	1997	214	6.7	1443
4. Steven Knight	2009	263	5.1	1333
5. Ezra Tate	1978	223	5.9	1319
6. Fred McAfee	1989	232	5.1	1189
7. Major Everett	1982	184	6.5	1153
8. Desmond Mays	2008	216	5.3	1137
9. Jimmy Dottolo	1999	212	5.0	1061
10. Robert Felton	1973	225	4.5	1002

### SINGLE SEASON RUSHING ATTEMPTS

Player	Season	Yards	Avg.	Att.
1. Steven Knight	2009	1333	5.1	263
Clavin Howard	1979	1526	5.8	263
3. Fred McAfee	1990	1583	6.4	248
4. Fred McAfee	1989	1189	5.1	232
5. Robert Felton	1973	1002	4.5	225
6. Ezra Tate	1978	1319	5.9	223
7. Desmond Mays	2008	1137	5.3	216
8. David Glisson	1997	1443	6.7	214
9. Jimmy Dottolo	1999	1061	5.0	212
Alvin Kidd	1983	1000	4.7	212

### SINGLE SEASON RUSHING TOUCHDOWNS

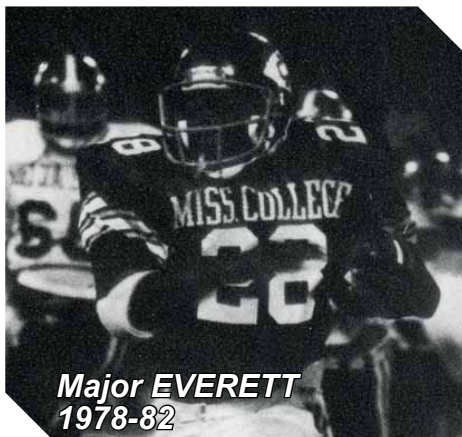
Player	Season	Att.	Yards	TD
1. Fred McAfee	1990	248	1583	17
2. Jeremy Chrislip	1996	138	647	14
3. Desmond Mays	2008	216	1137	13
Michael Williams	1982	159	806	13
5. Jonathon Redd	2013	113	323	11
Steven Knight	2009	263	1333	11
Chris Blanton	2007	135	702	11
Major Everett	1982	184	1153	11
9. Steven Knight	2011	177	885	10
David Glisson	1997	214	1443	10
Fred McAfee	1989	232	1189	10
Fred McAfee	1987	140	873	10
Major Everett	1981	165	923	10
Larry Suchy	1967	184	919	10
Alton Greenlee	1961	79	371	10

### SINGLE SEASON AVERAGE YARDS PER RUSH

Player	Season	Yards	Att.	Avg.
1. David Glisson	1997	1443	214	6.74
2. Fred McAfee	1990	1583	248	6.38
3. Major Everett	1982	1153	184	6.27
4. Ezra Tate	1978	1319	223	5.91
5. Calvin Howard	1979	1526	263	5.80
6. Major Everett	1981	923	165	5.59
7. Major Everett	1980	864	163	5.30
8. Desmond Mays	2008	1137	216	5.26
9. Fred McAfee	1989	1189	232	5.12
10. Michael Williams	1982	806	159	5.07

### SINGLE SEASON RUSHING YARDS PER GAME

Player	Season	Games	Yards	Avg.
1. David Glisson	1997	10	1443	144.3
2. Ezra Tate	1978	10	1319	131.9
3. Desmond Mays	2008	9	1137	126.3
4. Fred McAfee	1990	13	1583	121.8
5. Calvin Howard	1979	13	1526	117.4
6. Steven Knight	2009	12	1333	111.1
7. Jimmy Dottolo	1999	10	1061	106.1
8. Major Everett	1982	11	1153	104.8
9. Larry Suchy	1967	9	919	102.1
10. Robert Felton	1973	10	1002	100.2



**Major EVERETT**  
1978-82

## RECEIVING

### CAREER RECEIVING YARDS

Player	Seasons	Rec.	YPC	Yards
1. Jake Allen	2005-07	152	18.9	2867
2. Vance Andry	1997-00	142	15.0	2131
3. Tony Eddins	1983-86	130	15.5	2010
4. Clint Harrison	1998-01	126	14.9	1881
5. Robert Hill	1972-75	134	13.7	1841
6. Matt Murphy	1996-99	111	16.3	1810
7. Ricky Herzog	1969-72	123	14.7	1808
8. Nathaniel Bolton	1988-90	129	13.4	1733
9. Marcus Terry	2005-07	110	15.6	1727
10. Kris Pickle	1997-00	91	15.2	1386

### CAREER RECEPTIONS

Player	Seasons	Yards	YPC	Rec.
1. Jake Allen	2005-07	2867	18.9	152
2. Vance Andry	1997-00	2132	15.0	142
3. Robert Hill	1972-75	1841	13.7	134
4. Tony Eddins	1983-86	2010	15.5	130
5. Nathaniel Bolton	1988-90	1733	13.4	129
6. Clint Harrison	1998-01	1881	14.9	126
7. Ricky Herzog	1969-72	1808	14.7	123
8. Matt Murphy	1996-99	1810	16.3	111
9. Marcus Terry	2005-07	1723	15.6	110
10. Charmer Moore	2003-06	1371	12.8	109

### CAREER TOUCHDOWN RECEPTIONS

Player	Seasons	Rec.	Yards	YPC	TD
1. Jake Allen	2005-07	152	2867	18.9	26
2. Nathaniel Bolton	1988-90	129	1733	13.4	19
3. Matt Murphy	1996-99	111	1810	16.3	18
4. Kris Pickle	1997-00	91	1385	15.2	17
5. Marcus Terry	2005-07	110	1273	15.6	16
Tony Eddins	1983-86	130	2010	15.5	16
7. Vance Andry	1997-00	142	2132	15.0	15
8. Renard Ellis	2006-09	87	1149	13.2	13
9. Clint Harrison	1998-01	125	1828	14.9	12
Robert Hill	1972-75	127	1800	14.2	12

### CAREER AVERAGE YARDS PER RECEPTION

Player	Seasons	Yards	Rec.	Avg.
1. Jake Allen	2005-07	2867	152	18.86
2. Matt Murphy	1996-99	1810	111	16.31
3. Marcus Terry	2005-07	1727	110	15.70
4. Tony Eddins	1983-86	2010	130	15.46
5. Kris Pickle	1997-00	1386	91	15.23
6. Vance Andry	1997-00	2131	142	15.01
7. Clint Harrison	1999-01	1881	126	14.93
8. Ricky Herzog	1969-72	1808	123	14.70
9. Robert Hill	1972-75	1841	134	13.74
10. Nathaniel Bolton	1987-90	1733	129	13.43

### CAREER RECEPTIONS PER GAME

Player	Seasons	Games	Rec.	Avg.
1. Jake Allen	2005-07	30	152	5.07
2. Ron Frank	1986-88	13	64	4.92
3. Miguel Callier	1991-92	20	86	4.30
4. Clint Harrison	1999-01	30	126	4.20
5. Vance Andry	1997-00	36	142	3.94
6. Alex Archer	2010-13	21	82	3.90
7. Randal Pharr	2009-13	28	103	3.68
8. Marcus Terry	2005-07	30	110	3.67
9. Robert Hill	1972-75	42	134	3.19
10. Tony Eddins	1983-86	41	130	3.17

### SINGLE SEASON RECEIVING YARDS

Player	Season	Rec.	YPC	Yards
1. Jake Allen	2007	61	20.7	1254
2. Marcus Terry	2007	57	18.1	1030
3. Jake Allen	2006	52	19.7	1024
4. Nathaniel Bolton	1989	62	16.3	1012
5. Matt Murphy	1998	45	18.6	837
6. Kris Pickle	1999	43	17.7	762
7. Robert Hill	1973	54	14.0	754
8. Clint Harrison	2001	43	17.4	750
9. Renard Ellis	2009	58	12.9	748
10. Tony Eddins	1985	42	17.6	739

### SINGLE SEASON RECEPTIONS

Player	Season	Yards	YPC	Rec.
1. Nathaniel Bolton	1989	1012	16.3	62
2. Jake Allen	2007	1254	20.7	61
3. Renard Ellis	2009	748	12.9	58
Nathaniel Bolton	1990	676	11.7	58
Tony Eddins	1986	590	10.2	58
6. Marcus Terry	2007	1030	18.1	57
7. Robert Hill	1973	754	14.0	54
8. Jake Allen	2006	1024	19.7	52
9. Rod Wright	1996	523	10.3	51
10. Alex Archer	2012	738	15.4	48
Vance Andry	2000	734	15.3	48

### SINGLE SEASON TOUCHDOWN RECEPTIONS

Player	Season	Rec.	Yards	YPC	TD
1. Jake Allen	2007	61	1254	20.7	12
Kris Pickle	1999	43	762	17.7	12
3. Marcus Terry	2007	57	1030	18.1	11
Nathaniel Bolton	1989	62	1012	16.6	11
5. Demarrion B.-Hughes	2011	24	647	27.0	8
Renard Ellis	2009	58	748	12.9	8
Jake Allen	2006	52	1024	19.7	8
Matt Murphy	1998	45	837	18.6	8
Nathaniel Bolton	1990	58	676	11.7	8
Tony Eddins	1985	42	739	17.6	8

### SINGLE SEASON AVG. YARDS PER RECEPTION

Player	Season	Yards	Rec.	Avg.
1. Jake Allen	2007	1254	61	20.56
2. Jake Allen	2006	1024	52	19.69
3. Matt Murphy	1998	837	45	18.60
4. Marcus Terry	2007	1030	57	18.07
5. Kris Pickle	1999	762	43	17.72
6. Tony Eddins	1985	739	42	17.60
7. Clint Harrison	2001	750	43	17.44
8. Nathaniel Bolton	1989	1012	62	16.32
9. Ricky Herzog	1970	663	42	15.79
10. Clint Harrison	2000	707	45	15.71

### SINGLE SEASON RECEPTION PER GAME

Player	Season	Games	Rec.	Avg.
1. Jake Allen	2007	10	61	6.10
2. Marcus Terry	2007	10	57	5.70
3. Rod Wright	1996	9	51	5.67
4. Robert Hill	1973	10	54	5.40
5. Vance Andry	2000	9	48	5.33
6. Tony Eddins	1986	11	58	5.27
7. Jake Allen	2006	10	52	5.20
8. Jamie Jones	1968	9	44	4.89
9. Renard Ellis	2009	12	58	4.83
10. Alex Archer	2012	10	48	4.80



**Jake ALLEN**  
2005-07

## MISSISSIPPI COLLEGE FOOTBALL INDIVIDUAL RECORDS

### TOTAL OFFENSE

#### CAREER TOTAL OFFENSE

Player	Seasons	Plays	Rush	Pass	Total
1. Adam Shaffer	2005-09	1378	-146	9505	9359
2. Payton Perrett	1999-02	1494	-380	8163	7783
3. Tommy Reyer	2008-11	1169	1081	5327	6408
4. Wally Henry	1985-89	919	78	5029	5107
5. Fred McAfee	1987-90	812	4416	0	4416
6. Andy Sumrall	1967-70	888	279	3877	4156
7. Rodger Guy	1993-97	651	552	3167	3719
8. Jonathon Redd	2011-	614	419	3079	3498
9. Major Everett	1978-82	602	3468	0	3468
10. Ezra Tate	1974-78	605	3116	302	3418

#### CAREER TOTAL OFFENSE PER GAME

Player	Seasons	Games	Yards	Avg.
1. Adam Shaffer	2005-09	34	9505	275.3
2. Jonathon Redd	2011-	15	3498	233.2
3. Payton Perrett	1999-02	38	7783	204.8
4. Tommy Reyer	2008-11	37	6408	173.2
5. Larry Suchy	1966-67	19	3214	169.2
6. Brad Madden	2006-07	14	2265	161.8
7. Kyle Morris	1991	12	1809	150.8
8. Dexter Rhoulac	1990	13	1953	150.2
9. Scotty Elliot	2003-04	19	2466	129.8
10. Rodger Guy	1993-97	33	3719	112.7

#### CAREER TOTAL OFFENSE PER PLAY

Player	Seasons	Plays	Yards	Avg.
1. Adam Shaffer	2005-09	1378	9359	6.79
2. Cedrick Baker	1990-93	496	2908	5.86
3. Major Everett	1978-82	602	3468	5.76
4. Rodger Guy	1993-97	651	3719	5.71
5. Jonathon Redd	2011-	614	3498	5.70
6. Ezra Tate	1974-78	605	3418	5.65
7. Wally Henry	1985-89	919	5107	5.56
8. Tommy Reyer	2008-11	1169	6408	5.48
9. Fred McAfee	1987-90	812	4416	5.44
10. Larry Suchy	1966-67	603	3214	5.33

#### SINGLE SEASON TOTAL OFFENSE

Player	Season	Plays	Rush	Pass	Total
1. Adam Shaffer	2007	413	-141	3497	3356
2. Adam Shaffer	2009	438	-87	3105	3018
3. Tommy Reyer	2010	475	263	2224	2487
4. Payton Perrett	2000	416	-183	2544	2361
5. Jonathon Redd	2013	392	323	1948	2271
6. Adam Shaffer	2005	395	93	2158	2251
7. Tommy Reyer	2011	419	296	1935	2231
8. Wally Henry	1989	363	-95	2253	2158
9. Brad Madden	2006	310	106	2025	2131
10. Payton Perrett	2001	389	-169	2278	2109

#### SINGLE SEASON TOTAL OFFENSE PER GAME

Player	Season	Games	Yards	Avg.
1. Adam Shaffer	2007	10	3356	335.6
2. Jonathon Redd	2013	8	2271	283.9
3. Payton Perrett	1999	8	2038	254.8
4. Adam Shaffer	2009	12	3018	251.5
5. Adam Shaffer	2005	9	2251	250.1
6. Tommy Reyer	2010	10	2487	248.7
7. Brad Madden	2006	9	2131	236.8
8. Payton Perrett	2000	10	2361	236.1
9. Tommy Reyer	2011	10	2231	223.1
10. Larry Suchy	1967	9	1966	218.4

#### SINGLE SEASON TOTAL OFFENSE PER PLAY

Player	Season	Plays	Yards	Avg.
1. Adam Shaffer	2007	413	3356	8.13
2. Alton Greenlee	1960	156	1076	6.90
3. Adam Shaffer	2009	438	3018	6.89
4. Brad Madden	2006	310	2131	6.87
5. David Glisson	1997	214	1443	6.74
6. Jim McChee	1985	162	1087	6.71
7. Rodger Guy	1997	229	1521	6.64
8. Kyle Morris	1991	276	1809	6.55
9. Fred McAfee	1990	249	1583	6.36
10. Larry Suchy	1967	312	1966	6.30

### ALL-PURPOSE

#### CAREER ALL-PURPOSE YARDS

Player	Seasons	Rush	Rec.	Ret.	Total
1. Fred McAfee	1987-90	4416	561	1253	6230
2. Major Everett	1978-82	3468	458	426	4352
3. Travis Eldridge	1967-70	2080	195	1446	3721
4. Jimmy Dottolo	1996-99	2445	447	571	3463
5. Michael Kincaid	1979-82	286	838	2230	3354
6. Ezra Tate	1974-78	3116	219	0	3335
7. Nathaniel Bolton	1987-90	866	1733	696	3295
8. Robert Hill	1972-75	53	1841	1379	3273
9. Vince Glover	1991-94	1771	328	1136	3235
10. Calvin Howard	1977-79	2133	34	794	2961

#### CAREER ALL-PURPOSE YARDS PER GAME

Player	Seasons	Games	Yards	Avg.
1. Fred McAfee	1987-90	48	6230	129.8
2. Steven Knight	2009-11	24	2916	121.5
3. Billy Ray Dill	1966-67	19	2157	113.5
4. Kalvin Smith	2005-06	20	2096	104.8
5. Travis Eldridge	1967-70	37	3721	100.6
6. Michael Fields	1984-85	19	1885	99.2
7. Major Everett	1978-82	44	4352	98.9
8. Robert Felton	1972-73	20	1964	98.2
9. Jake Allen	2005-07	30	2937	97.9
10. Miguel Callier	1991-92	20	1902	95.1

#### SINGLE SEASON ALL-PURPOSE YARDS

Player	Season	Rush	Rec.	Ret.	Total
1. Fred McAfee	1990	1583	144	466	2193
2. Fred McAfee	1989	1189	168	428	1785
3. David Glisson	1997	1443	228	45	1716
4. Calvin Howard	1979	1526	6	140	1672
5. Travis Eldridge	1969	817	113	591	1521
6. Steven Knight	2009	1333	178	0	1511
7. Nathaniel Bolton	1989	319	1012	121	1452
8. Major Everett	1982	1153	204	69	1426
9. Ezra Tate	1978	1319	84	0	1403
10. Michael Kincaid	1982	139	334	879	1352

#### SINGLE SEASON ALL-PURPOSE YARDS PER GAME

Player	Seasons	Games	Yards	Avg.
1. David Glisson	1997	10	1716	171.6
2. Travis Eldridge	1969	9	1521	169.0
3. Fred McAfee	1990	13	2193	168.7
4. Desmond Mays	2008	9	1311	145.7
5. Ezra Tate	1978	10	1403	140.3
6. Travis Eldridge	1968	9	1238	137.6
7. Major Everett	1982	11	1426	129.6
8. Calvin Howard	1979	13	1672	128.6
9. Jake Allen	2007	10	1285	128.5
10. Fred McAfee	1989	14	1785	127.5

### SCORING

#### CAREER TOTAL POINTS SCORED

Player	Seasons	TD	FG	PAT	Total
1. Fred McAfee	1987-90	40	0	0	240
2. Kyle Kruse	2005-08	0	28	142	226
3. Major Everett	1978-82	35	0	1	212
4. Shane Stewart	1987-90	0	26	110	188
5. Steven Knight	2009-11	29	0	0	174
6. Nathaniel Bolton	1987-90	28	0	0	168
7. Jeremy Bond	1996-99	0	22	101	167
8. Ezra Tate	1974-78	27	0	1	164
9. Jake Allen	2005-07	26	0	1	158
10. Robert Taylor	1988-91	24	0	1	146

#### SINGLE SEASON TOTAL POINTS SCORED

Player	Season	TD	FG	PAT	Total
1. Fred McAfee	1990	18	0	0	108
2. Nathaniel Bolton	1989	17	0	0	102
3. Brannon Walls	2009	0	13	49	88
4. Steven Knight	2009	14	0	0	84
Jeremy Chrislip	1996	14	0	0	84
6. Steven Knight	2011	13	0	0	78
Desmond Mays	2008	13	0	0	78
Kris Pickle	1999	13	0	0	78
Michael Williams	1982	13	0	0	78
10. Kyle Kruse	2007	0	9	48	75

#### CAREER TOUCHDOWNS RESPONSIBLE FOR

Player	Seasons	Pass	Rush	Rec.	Total
1. Adam Shaffer	2005-09	91	3	0	94
2. Payton Perrett	1999-02	69	11	0	80
3. Tommy Reyer	2008-11	46	12	0	58
4. Fred McAfee	1987-90	0	38	2	40
5. Jonathon Redd	2011-	25	12	0	37
6. Major Everett	1978-82	0	32	3	35
7. Rodger Guy	1993-97	24	8	0	32
Nathaniel Bolton	1987-90	4	9	19	32
Wally Henry	1985-89	30	2	0	32
Andy Sumrall	1967-70	28	4	0	32

#### SINGLE SEASON TOUCHDOWNS RESPONSIBLE FOR


Player	Season	Pass	Rush	Rec.	Total
1. Adam Shaffer	2009	33	2	0	35
2. Adam Shaffer	2007	31	0	0	31
3. Jonathon Redd	2013	18	11	0	29
4. Tommy Reyer	2011	21	3	0	24
Payton Perrett	2000	22	2	0	24
6. Tommy Reyer	2010	17	5	0	22
Payton Perrett	2001	18	4	0	22
8. Adam Shaffer	2005	20	1	0	21
Payton Perrett	1999	19	2	0	21
10. 6 Tied With					18

#### CAREER TOUCHDOWNS SCORED

Player	Seasons	Rush	Rec.	Ret.	Total
1. Fred McAfee	1987-90	38	2	0	40
2. Major Everett	1978-82	32	3	0	35
3. Steven Knight	2009-11	23	6	0	29
4. Nathaniel Bolton	1987-90	9	19	0	28
5. Ezra Tate	1974-78	26	1	0	27
6. Jake Allen	2005-07	0	26	0	26
7. Robert Taylor	1988-91	20	4	0	24
8. Mitch Thames	1986-89	22	0	0	22
Daryl Posey	1978-82	19	3	0	22
10. Jimmy Dottolo	1996-99	16	3	0	19
Matt Murphy	1996-99	0	18	1	19
Alton Greenlee	1960-61	19	0	0	19

#### SINGLE SEASON TOUCHDOWNS SCORED

Player	Season	Rush	Rec.	Ret.	Total
1. Fred McAfee	1990	17	1	0	18
2. Nathaniel Bolton	1989	6	11	0	18
3. Steven Knight	2009	11	3	0	14
Jeremy Chrislip	1996	14	0	0	14
5. Steven Knight	2011	10	3	0	13
Desmond Mays	2008	13	0	0	13
Kris Pickle	1999	1	12	0	13
Michael Williams	1982	13	0	0	13
9. Jake Allen	2007	12	0	0	12
Chris Blanton	2007	11	1	0	12



Wally HENRY  
1985-89

# MISSISSIPPI COLLEGE FOOTBALL INDIVIDUAL RECORDS



**Shane STEWART**  
1987-90



**Kyle KRUSE**  
2005-08

## KICKING

### CAREER FIELD GOALS MADE

Player	Seasons	FG%	FGA	FGM
1. Kyle Kruse	2005-08	73.7	38	28
2. Shane Stewart	1987-90	55.3	47	26
3. Jeremy Bond	1996-99	55.0	40	22
4. Brannon Walls	2006-09	62.5	32	20
5. Chris Campbell	2010-12	53.1	32	17
Jim Turcotte	1979-82	48.6	35	17
7. Danny Powell	1972-73	56.0	25	14
8. Reggie Hawthorne	1982-84	76.5	17	13
9. Brad MacNealy	1978-79	60.0	20	12
10. Chuck May	1985-86	50.0	18	9

### CAREER FIELD GOALS ATTEMPTED

Player	Seasons	FG%	FGM	FGA
1. Shane Stewart	1987-90	55.3	26	47
2. Jeremy Bond	1996-99	55.0	22	40
3. Kyle Kruse	2005-08	73.7	28	38
4. Jim Turcotte	1979-82	48.6	17	35
5. Brannon Walls	2006-09	62.5	20	32
Chris Campbell	2010-12	53.1	17	32
7. Danny Powell	1972-73	56.0	14	25
8. Dave Marler	1974-75	29.2	7	24
9. Charley McGinn	1992-93	30.4	7	23
10. Brad MacNealy	1978-79	60.0	12	20

### CAREER FIELD GOAL PERCENTAGE

Player	Seasons	FGM	FGA	FG%
1. Reggie Hawthorne	1982-84	13	17	76.5
2. Kyle Kruse	2005-08	28	38	73.7
3. Jimbo Thornton	2003	7	10	70.0
4. Brannon Walls	2006-09	20	32	62.5
5. Brad MacNealy	1978-79	12	20	60.0
John Taylor	2004	6	10	60.0
7. Robert Jenkins	1989-92	7	12	58.3
8. Danny Powell	1972-73	14	25	56.0
9. Shane Stewart	1987-90	26	47	55.3
10. Jeremy Bond	1996-99	22	40	55.0

### CAREER EXTRA POINT PERCENTAGE

Player	Seasons	EXPM	EXPA	EXP%
1. Chris Campbell	2010-12	58	59	98.3
2. Chuck May	1985-86	35	36	97.2
3. Brad MacNealy	1978-79	52	54	96.3
4. Jim Turcotte	1979-82	74	77	96.1
5. Shane Stewart	1987-90	110	117	94.0
6. Frank Dyer	1969-70	42	45	93.3
7. Kyle Kruse	2005-08	142	154	92.2
8. Hunter Estess	2012-	34	37	91.9
9. Dale Wallace	2010	31	35	88.6
10. George Fields	1966-67	37	42	88.1

### CAREER PUNTS

Player	Seasons	Yards	Avg.	Punts
1. Wally Henry	1985-89	10543	41.0	257
2. Larry Osbrink	1978-81	7875	36.8	214
3. Erskin Wesson	1975-77	6317	39.6	171
4. Robert Andrews	1995-98	6032	36.1	167
5. Mike Henslee	1972-74	5422	37.7	144
6. Frank Dyer	1969-70	4992	40.3	124
7. Wilson Hillman	1999-00	5231	42.5	123
8. Jason Smith	1990-91	4418	38.8	114
9. Jonathan Russell	2005-07	4304	42.2	102
10. Mike Nelson	1993-94	3868	38.7	100

### CAREER PUNT YARDS

Player	Seasons	Punts	Avg.	Yards
1. Wally Henry	1985-89	257	41.0	10543
2. Larry Osbrink	1978-81	214	36.8	7875
3. Erskin Wesson	1975-77	171	39.6	6317
4. Robert Andrews	1995-98	167	36.1	6032
5. Mike Henslee	1972-74	144	37.7	5422
6. Wilson Hillman	1999-00	123	42.5	5231
7. Frank Dyer	1969-70	124	40.3	4992
8. Jason Smith	1990-91	114	38.8	4418
9. Jonathan Russell	2005-07	102	42.2	4304
10. Mike Nelson	1993-94	100	38.7	3868

### CAREER AVERAGE YARDS PER PUNT

Player	Seasons	Punts	Yards	Avg.
1. Wilson Hillman	1999-00	123	5231	42.53
2. Jonathan Russell	2005-07	102	4304	42.20
3. Jacob Chancellor	2011	60	2489	41.48
4. Wally Henry	1985-89	257	10543	41.02
5. Frank Dyer	1969-70	124	4992	40.26
6. Craig McCraney	2012	61	2450	40.16
7. Luke McAlpin	2000-01	68	2711	39.87
8. Paul Meyerchick	1980-83	54	2149	39.80
9. Jason Smith	1990-91	114	4418	38.75
10. Mike Nelson	1993-94	100	3868	38.68

### SINGLE SEASON FIELD GOALS MADE

Player	Season	FG%	FGA	FGM
1. Brannon Walls	2009	61.9	21	13
2. Reggie Hawthorne	1983	100.0	11	11
3. Kyle Kruse	2006	76.9	13	10
4. Kyle Kruse	2007	81.8	11	9
Shane Stewart	1989	81.8	11	9
Brad MacNealy	1979	69.2	13	9
Chuck May	1986	60.0	15	9
Jim Turcotte	1981	60.0	15	9
9. Danny Powell	1972	80.0	10	8
Shane Stewart	1987	57.1	14	8
Hunter Estess	2013	47.1	17	8

### SINGLE SEASON FIELD GOALS ATTEMPTED

Player	Season	FG%	FGM	FGA
1. Brannon Walls	2009	61.9	13	21
2. Dave Marler	1974	38.9	7	18
3. Hunter Estess	2013	47.1	8	17
Chris Campbell	2012	41.2	7	17
5. Chuck May	1986	60.0	9	15
Jim Turcotte	1981	60.0	9	15
Jim Turcotte	1982	40.0	6	15
Danny Powell	1973	40.0	6	15
9. Shane Stewart	1987	57.1	8	14
Jeremy Bond	1999	50.0	7	14
Charley McGinn	1992	35.7	5	14

### SINGLE SEASON FIELD GOAL PERCENTAGE

Player	Season	FGM	FGA	FG%
1. Reggie Hawthorne	1983	11	11	100.0
2. Kyle Kruse	2007	9	11	81.8
Shane Stewart	1989	9	11	81.8
4. Danny Powell	1972	8	10	80.0
5. Jeremy Bond	1998	7	9	77.8
6. Kyle Kruse	2006	10	13	76.9
7. Kyle Kruse	2005	6	8	75.0
8. Dale Wallace	2010	5	7	71.4
9. Jimbo Thornton	2003	7	10	70.0
10. Brad MacNealy	1979	9	13	69.2

### SINGLE SEASON EXTRA POINT PERCENTAGE

Player	Season	EXPM	EXPA	EXP%
1. Chuck May	1986	31	31	100.0
Jim Turcotte	1981	23	23	100.0
Chris Campbell	2012	22	22	100.0
4. Chris Campbell	2011	36	37	97.3
5. Kyle Kruse	2006	35	36	97.2
6. Shane Stewart	1990	34	35	97.1
Jim Turcotte	1982	34	35	97.1
Brad MacNealy	1979	34	35	97.1
9. Kyle Kruse	2005	29	30	96.7
10. Jeremy Bond	1999	26	27	96.3

### SINGLE SEASON PUNTS

Player	Season	Yards	Avg.	Punts
1. Wally Henry	1989	3082	40.6	76
2. Erskin Wesson	1976	2688	37.3	72
3. Wally Henry	1988	2929	41.3	71
Will Parker	2003	2814	39.6	71
5. Luke McAlpin	2001	2711	39.9	68
6. Ben Buckley	2002	2393	36.3	66
Caleb Michaelson	2004	2341	35.5	66
8. Frank Dyer	1970	2488	38.9	64
9. Wilson Hillman	2000	2671	43.1	62
Jason Smith	1990	2318	37.4	62

### SINGLE SEASON PUNT YARDS

Player	Season	Punts	Avg.	Yards
1. Wally Henry	1989	76	40.6	3082
2. Wally Henry	1988	71	41.3	2929
3. Will Parker	2003	71	39.6	2814
4. Luke McAlpin	2001	69	38.9	2711
5. Erskin Wesson	1976	72	37.3	2688
6. Wilson Hillman	2000	62	43.1	2671
7. Wilson Hillman	1999	61	42.0	2560
8. Frank Dyer	1969	60	41.7	2504
9. Jacob Chancellor	2011	60	41.5	2489
10. Frank Dyer	1970	64	38.9	2488

### SINGLE SEASON AVERAGE YARDS PER PUNT

Player	Season	Punts	Yards	Avg.
1. Wilson Hillman	2000	62	2671	43.08
2. Jonathan Russell	2005	57	2421	42.47
3. Wally Henry	1985	52	2192	42.15
4. Wilson Hillman	1999	61	2560	41.97
5. Robert Andrews	1998	47	1968	41.87
6. Jonathan Russell	2007	45	1883	41.84
7. Frank Dyer	1969	60	2504	41.73
8. Jacob Chancellor	2011	60	2489	41.48
9. Wally Henry	1988	71	2929	41.25
10. Mike Henslee	1972	51	2076	40.71

## MISSISSIPPI COLLEGE FOOTBALL INDIVIDUAL RECORDS

### PUNT RETURNS

#### CAREER AVERAGE YARDS PER PUNT RETURN

Player	Seasons	Ret.	Yards	Avg.
1. Charles Garrett	1961-62	28	433	15.46
2. Dusty Coleman	2004-07	26	374	14.38
3. Michael Fields	1984-85	50	695	13.90
4. Miguel Callier	1991-92	48	665	13.85
5. Benn Sanford	1992-93	33	355	10.76
6. Donnie Ashley	1994	24	250	10.42
7. Jimmy Dottolo	1996-99	35	338	9.66
8. Michael Kincaid	1979-82	78	736	9.44
9. DeNarius Thomas	1998-01	24	217	9.04
10. Travis Eldridge	1967-70	35	310	8.86

#### CAREER PUNT RETURN YARDS

Player	Seasons	Ret.	Avg.	Yards
1. Michael Kincaid	1979-82	78	9.4	736
2. Robert Hill	1972-75	90	8.0	716
3. Michael Fields	1984-85	50	13.9	695
4. Miguel Callier	1991-92	48	13.9	665
5. Robert Hudson	1974-78	69	6.8	471
6. Donnie Milloy	1986-89	62	7.1	439
7. Charles Garrett	1961-62	28	15.5	433
8. Dusty Coleman	2004-07	26	14.4	374
9. Benn Sanford	1992-93	33	10.8	355
10. Jimmy Dottolo	1996-99	35	9.7	338

#### CAREER PUNT RETURNS

Player	Seasons	Yards	Avg.	Ret.
1. Robert Hill	1972-75	716	8.0	90
2. Michael Kincaid	1979-82	736	9.4	78
3. Robert Hudson	1974-78	471	6.8	69
4. Donnie Milloy	1986-89	439	7.1	62
5. Michael Fields	1984-85	695	13.9	50
Gabe Fertitta	2001-04	277	5.5	50
7. Miguel Callier	1991-92	665	13.9	48
8. Larry McMurtry	1974-77	123	3.2	38
9. Jimmy Dottolo	1996-99	338	9.7	35
Travis Eldridge	1967-70	310	8.9	35

#### CAREER PUNT RETURN TOUCHDOWNS

Player	Seasons	Ret.	Yards	TD
1. Michael Fields	1984-85	50	695	4
2. Michael Kincaid	1979-82	78	736	3
3. 4 Tied at				2

### KICK RETURNS

#### CAREER AVERAGE YARDS PER KICK RETURN

Player	Seasons	Ret.	Yards	Avg.
1. Bryan Chrislip	1995-96	33	831	25.18
2. Travis Eldridge	1967-70	48	1136	23.67
3. Fred McAfee	1987-90	53	1253	23.64
4. Michael Kincaid	1979-82	64	1494	23.34
Corey Laidlaw	2007-08	29	677	23.34
6. Nathaniel Bolton	1987-90	30	696	23.20
7. Michael Fields	1984-85	37	849	22.95
8. Austin Divinity	2009-10	32	697	21.78
9. DeNarius Thomas	1998-01	41	888	21.66
10. Adrian Cerrato	2013-	26	558	21.46

#### CAREER KICK RETURN YARDS

Player	Seasons	Ret.	Avg.	Yards
1. Michael Kincaid	1979-82	64	23.3	1494
2. Fred McAfee	1987-90	53	23.6	1253
3. Travis Eldridge	1967-70	48	23.7	1136
Vince Glover	1991-94	61	18.6	1136
5. John Whitehead	2001-03	53	20.1	1063
6. Charmer Moore	2003-06	51	17.9	915
7. DeNarius Thomas	1998-01	41	21.7	888
8. Michael Fields	1984-85	37	23.0	849
9. Bryan Chrislip	1995-96	33	25.2	831
10. Calvin Howard	1977-79	40	19.9	794

#### CAREER KICK RETURNS

Player	Seasons	Yards	Avg.	Ret.
1. Michael Kincaid	1979-82	1494	23.3	64
2. Vince Glover	1991-94	1136	18.6	61
3. Fred McAfee	1987-90	1253	23.6	53
John Whitehead	2001-03	1063	20.1	53
5. Charmer Moore	2003-06	915	17.9	51
6. Travis Eldridge	1967-70	1136	23.7	48
7. DeNarius Thomas	1998-01	888	21.7	41
8. Calvin Howard	1977-79	794	19.9	40
9. Michael Fields	1984-85	849	23.0	37
10. Bryan Chrislip	1995-96	831	25.2	33
Robert Hill	1972-75	631	19.1	33

#### CAREER KICK RETURN TOUCHDOWNS

Player	Seasons	Ret.	Yards	TD
1. Michael Fields	1984-85	64	1494	2
2. 7 Tied at				1

#### SINGLE SEASON AVERAGE YARDS PER PUNT RETURN

Player	Season	Ret.	Yards	Avg.
1. Michael Fields	1984	23	487	21.17
2. Charles Garrett	1961	11	220	20.00
3. Miguel Callier	1991	34	551	16.21
4. Michael Kincaid	1981	15	219	14.60
5. Charles Garrett	1962	17	213	12.53
6. Dusty Coleman	2007	18	224	12.44
7. Benn Sanford	1993	25	293	11.72
8. Robert Hill	1974	11	126	11.45
9. Jaime Harris	2013	10	113	11.30
10. Michael Kincaid	1982	27	298	11.04

#### SINGLE SEASON PUNT RETURN YARDS

Player	Season	Ret.	Avg.	Yards
1. Miguel Callier	1991	34	16.2	551
2. Michael Fields	1984	23	21.2	487
3. Michael Kincaid	1982	27	17.5	298
4. Benn Sanford	1993	25	11.7	293
5. Robert Hill	1975	33	8.5	280
Donnie Milloy	1989	39	7.2	280
7. Donnie Ashley	1994	24	10.4	250
8. Travis Eldridge	1968	24	10.0	240
9. Dusty Coleman	2007	18	12.4	224
10. Charles Garrett	1961	11	20.0	220

#### SINGLE SEASON PUNT RETURNS

Player	Season	Yards	Avg.	Ret.
1. Donnie Milloy	1989	280	7.2	39
2. Miguel Callier	1991	551	16.2	34
3. Robert Hill	1975	280	8.5	33
Robert Hudson	1978	219	6.6	33
5. Jimmy Herzog	1990	216	7.4	29
6. Michael Kincaid	1982	298	11.0	27
Michael Fields	1985	208	7.7	27
Robert Hudson	1977	190	7.0	27
9. Benn Sanford	1993	293	11.7	25
Larry McMurtry	1974	200	8.0	25

#### SINGLE SEASON PUNT RETURN TOUCHDOWNS

Player	Season	Ret.	Yards	TD
1. Michael Fields	1984	23	487	4
2. 4 Tied at				2

#### SINGLE SEASON AVERAGE YARDS PER KICK RETURN

Player	Season	Ret.	Yards	Avg.
1. Bryan Chrislip	1996	18	532	29.56
2. Michael Kincaid	1981	20	579	28.95
3. Nathaniel Bolton	1987	13	359	27.62
4. Travis Eldridge	1969	20	539	26.95
5. Fred McAfee	1989	16	428	26.75
6. Matt Murphy	1998	15	392	26.13
7. Travis Eldridge	1968	15	390	26.00
8. Fred McAfee	1990	18	466	25.89
9. Carl Allan Pope	1967	11	281	25.55
10. Michael Kincaid	1982	24	581	24.21

#### SINGLE SEASON KICK RETURN YARDS

Player	Season	Ret.	Avg.	Yards
1. Austin Divinity	2009	28	21.3	597
2. Michael Kincaid	1982	24	24.2	581
3. Michael Kincaid	1981	20	29.0	579
4. Michael Fields	1985	24	23.3	560
5. Adrian Cerrato	2013	26	21.5	558
6. Travis Eldridge	1969	20	27.0	539
7. Charmer Moore	2006	28	19.1	536
8. Bryan Chrislip	1996	18	29.6	532
9. Josh Johnson	2011	26	19.9	517
10. Fred McAfee	1990	18	25.9	466

#### SINGLE SEASON KICK RETURNS

Player	Season	Yards	Avg.	Ret.
1. Austin Divinity	2009	597	21.3	28
Charmer Moore	2006	536	19.1	28
3. Adrian Cerrato	2013	558	21.5	26
Josh Johnson	2011	517	19.9	26
5. Michael Kincaid	1982	581	24.2	24
Michael Fields	1985	560	23.3	24
7. John Whitehead	2003	452	19.7	23
8. Michael Kincaid	1981	579	29.0	20
Travis Eldridge	1969	539	27.0	20
Vince Glover	1992	321	16.1	20

#### SINGLE SEASON KICK RETURN TOUCHDOWNS

Player	Season	Ret.	Yards	TD
1. Michael Fields	1985	24	560	2
2. 7 Tied at				1

### INTERCEPTIONS

#### CAREER INTERCEPTIONS

Player	Seasons	Yards	Avg.	INT
1. Paul Meyerchick	1980-83	137	8.6	16
2. James Green	1987-90	306	20.4	15
Robert Hudson	1974-78	219	14.6	15
4. David Darden	1983-86	249	17.8	14
5. Ryne Davison	2005-08	65	5.0	13
6. Shinall Conway	1987-90	201	18.3	11
Robert Street	1970-73	149	13.5	11
Mike Meurrier	1996-99	117	10.6	11
9. Bruce Howell	1981-84	137	13.7	10
Larry McMurtry	1974-77	127	12.7	10
Dale Hewett	1968-69	47	4.7	10

#### CAREER INTERCEPTION RETURN YARDS

Player	Seasons	INT	Avg.	Yards
1. James Green	1987-90	15	20.4	306
2. David Darden	1983-86	14	17.8	249
3. Robert Hudson	1974-78	15	14.6	219
4. Shinall Conway	1987-90	11	18.3	201
5. Metric Thompson	1989-92	8	23.6	189
6. Donnie Milloy	1986-89	9	20.8	187
7. Craig Kennedy	1975-77	9	19.4	175
8. Jeremy Jones	1996-99	8	20.3	162
Bobby Hathorn	1988-89	8	20.3	162
10. Wayne Thornton	1966-67	7	21.7	152

#### CAREER INTERCEPTION RETURN TOUCHDOWNS

Player	Seasons	INT	Yards	TD
1. Robert Hudson	1974-78	15	219	3
Shinall Conway	1987-90	11	201	3
Craig Kennedy	1975-77	9	175	3
4. Robert Street	1970-73	11	149	2
Mike Meurrier	1996-99	11	117	2
Donnie Milloy	1986-89	9	187	2
Metric Thompson	1989-92	8	189	2
Brian Richardson	1989-94	8	135	2
Hunter Clark	2007	3	115	2
10. Several Tied at				1

#### SINGLE SEASON INTERCEPTIONS

Player	Season	Yards	Avg.	INT
1. Brian Richardson	1989	135	19.3	7
Paul Meyerchick	1981	55	7.9	7
Dale Hewett	1968	47	6.7	7
Buster McVey	1969	17	2.4	7
5. Donnie Milloy	1988	144	24.0	6
Robert Street	1972	128	21.3	6
David Darden	1985	114	19.0	6
David Darden	1986	103	17.2	6
Keith Rowell	1979	70	11.7	6
Ryne Davison	2005	2	0.3	6

#### SINGLE SEASON INTERCEPTION RETURN YARDS

Player	Season	INT	Avg.	Yards
1. Donnie Milloy	1988	6	24.0	144
2. Craig Kennedy	1976	4	35.5	142
3. Shinall Conway	1987	4	34.8	139
4. Brian Richardson	1989	7	19.3	135
5. Robert Street	1972	6	21.3	128
6. John Whitehead	2002	4	30.3	121
7. James Green	1990	4	29.3	117
8. Hunter Clark	2007	3	38.3	115
9. David Darden	1985	6	19.0	114
10. Glenn Smith	1965	4	28.0	112

#### SINGLE SEASON INT RETURN TOUCHDOWNS

Player	Season	INT	Yards	TD
1. Craig Kennedy	1976	4	142	3
2. Robert Street	1972	6	128	2
Hunter Clark	2007	3	115	2
Brian Richardson	1989	7	135	2
Shinall Conway	1990	4	35	2
Robert Hudson	1976	5		

# MISSISSIPPI COLLEGE FOOTBALL INDIVIDUAL RECORDS

## DEFENSE

### CAREER TACKLES

Player	Seasons	UA	Ast.	Total
1. Roderick Magee	1988-91	205	220	425
2. Richard Myers	1990-93	220	177	397
3. Terry Fleming	1985-89	210	144	354
4. Bryan Madden	1999-02	108	216	324
5. Shinall Conway	1987-90	164	158	322
6. Kyle Fulcher	1995-97	148	162	310
7. Jerome Hemphill	1982-85	154	148	302
8. Benny Hughes	1981-85	150	150	300
9. Bruce Poole	1986-89	128	159	287
10. John Knox	1987-90	142	136	278

### CAREER UNASSISTED TACKLES

Player	Seasons	Total	Ast.	UA
1. Richard Myers	1990-93	397	177	220
2. Terry Fleming	1985-89	354	144	210
3. Elbert Lyles	1978-80	270	61	209
4. Roderick Magee	1988-81	425	220	205
5. Dennis Cato	1978-80	260	67	193
6. Shinall Conway	1987-90	322	158	164
7. Jerome Hemphill	1982-85	302	148	154
8. Benny Hughes	1981-85	300	150	150
9. Kyle Fulcher	1995-97	310	162	148
10. Warren Conway	1979-82	245	101	144

### CAREER ASSISTED TACKLES

Player	Seasons	Total	UA	Ast.
1. Roderick Magee	1988-91	425	205	220
2. Bryan Madden	1999-02	324	108	216
3. Richard Myers	1990-93	397	220	177
4. Kyle Fulcher	1995-97	310	148	162
5. Bruce Poole	1986-89	287	128	159
6. Shinall Conway	1987-90	322	164	158
7. Benny Hughes	1981-85	300	150	150
8. Mike McKelvey	1997-00	234	84	150
9. Jerome Hemphill	1982-85	302	154	148
10. Darrell Hopkins	1984-87	249	103	146

### CAREER TACKLES FOR LOSS

Player	Seasons	Sacks	TFL
1. Terry Fleming	1985-89	31.0	73.0
2. Earl Conway	1982-85	24.0	49.0
3. Terrance James	1988-92	28.0	45.0
4. Bruce Poole	1986-89	24.0	45.0
5. Bryant Shaw	1996-99	11.0	43.0
6. Bryan Madden	1999-02	9.0	41.5
7. Danny Bachman	1986-89	16.0	41.0
8. Richard Myers	1990-93	8.0	41.0
9. David Dart	1996-99	14.5	40.5
10. Brannon Willisson	2005-08	14.5	33.0
Michael Goodin	2001-03	9.0	33.0

### CAREER QUARTERBACK SACKS

Player	Seasons	TFL	Sacks
1. Terry Fleming	1985-89	73.0	31.0
2. Terrance James	1988-92	45.0	28.0
3. Earl Conway	1982-85	49.0	24.0
4. Bruce Poole	1986-89	45.0	24.0
5. Danny Bachman	1986-89	41.0	16.0
Nolan Willisson	2007-10	29.5	16.0
Javaris Peoples	2003-06	25.0	16.0
6. David Dart	1996-99	40.5	14.5
7. Brannon Willisson	2005-08	33.0	14.5
8. Ricky Barner	1986-87	25.0	13.0
9. Milton Magee	1987-90	22.0	13.0

### CAREER PASS BREAKUPS

Player	Seasons	INT	PBU
1. Mike Meurrier	1996-99	11	35
2. Ryne Davison	2005-08	13	29
3. Jonathan McMillan	1998-01	5	27
4. Jeremy Jones	1996-99	8	24
5. Jarrad Craine	2010-11	5	23
6. James Green	1987-90	15	22
7. Chey Stringer	1995-96	3	21
8. Jimmy Sampson	2006-09	2	20
9. Devon James	2006-07	2	16
10. Terry Fleming	1985-89	0	16

\*\* NOT RECORDED PRIOR TO 1978 SEASON \*\*

### SINGLE SEASON TACKLES

Player	Season	UA	Ast.	Total
1. Roderick Magee	1991	68	65	133
2. John Knox	1990	73	54	127
3. Jake Weddle	2013	66	59	125
4. Richard Myers	1991	71	50	121
5. Roderick Magee	1989	45	76	121
6. Pedro Nelson	1991	65	55	120
7. Kyle Fulcher	1997	47	69	116
8. Terry Fleming	1989	60	50	110
9. Bryan Madden	2002	29	81	110
10. Ralph Ashley	1979	77	32	109

### SINGLE SEASON UNASSISTED TACKLES

Player	Season	Total	Ast.	UA
1. Elbert Lyles	1978	104	23	81
2. Ralph Ashley	1979	109	32	77
3. Dennis Cato	1979	107	30	77
4. David Virgil	1978	99	25	74
5. John Knox	1990	127	54	73
6. Richard Myers	1991	121	50	71
7. Roderick Magee	1991	133	65	68
8. J.B. Brown	1978	99	31	68
9. Jake Weddle	2013	125	59	66
10. Elbert Lyles	1979	89	23	66

### SINGLE SEASON ASSISTED TACKLES

Player	Season	Total	UA	Ast.
1. Bryan Madden	2002	110	29	81
2. Roderick Magee	1989	121	45	76
3. Darrell Hopkins	1987	102	29	73
4. Kyle Fulcher	1997	116	47	69
5. Mike McKelvey	2000	95	28	67
6. Roderick Magee	1991	133	68	65
7. Jake Weddle	2013	125	66	59
8. Bryan Madden	2000	84	25	59
9. Metric Thompson	1991	107	51	56
10. Pedro Nelson	1991	120	65	55
Bryan Madden	2001	92	37	55
Bruce Poole	1987	79	24	55

### SINGLE SEASON TACKLES FOR LOSS

Player	Season	Sacks	TFL
1. Bryant Shaw	1999	4.0	24.0
2. Terry Fleming	1989	11.0	23.0
3. Earl Conway	1984	8.0	23.0
4. Terry Fleming	1988	10.0	20.0
5. David Smith	1994	4.0	20.0
6. David Dart	1999	5.5	19.5
7. Blake Rowell	2011	5.0	19.5
8. Earl Conway	1985	11.0	19.0
Ricky Barner	1987	10.0	19.0
Bruce Poole	1989	8.0	19.0

### SINGLE SEASON QUARTERBACK SACKS

Player	Season	TFL	Sacks
1. Terry Fleming	1989	23.0	11.0
2. Earl Conway	1985	19.0	11.0
3. Terrance James	1990	15.0	11.0
4. Terry Fleming	1988	20.0	10.0
5. Ricky Barner	1987	19.0	10.0
6. Bruce Poole	1988	16.0	10.0
7. Bruce Poole	1989	19.0	8.0
8. Terrance James	1991	16.0	8.0
9. Brannon Willisson	2007	15.5	8.0
10. Jarryn Bingham	2011	13.5	8.0

### SINGLE SEASON PASS BREAKUPS

Player	Season	INT	PBU
1. Jarrad Craine	2011	4	17
2. Devon James	2007	1	16
3. Jonathan McMillan	2001	2	15
4. Chey Stringer	1996	2	15
5. Mike Meurrier	1999	2	14
6. Mike Meurrier	1997	3	12
7. Neal Warren	1996	2	12
8. Keith Villafranco	2012	5	11
9. Bryan Chrislip	1996	0	11
10. Ryne Davison	2007	2	10
Jeremy Jones	1998	2	10
Bruce Howell	1983	1	10
Jimmy Sampson	2007	0	10



**Jake WEDDLE**  
2012-



**Jarrad CRAINE**  
2010-11

# MISSISSIPPI COLLEGE FOOTBALL TEAM SEASON LEADERS

## RUSHING

Season	Games	Att.	Yards	TD	YPC	YPG
1. 1979	13	803	3951	35	4.9	303.9
2. 1982	11	652	3267	34	5.0	297.0
3. 1997	10	507	2675	25	5.3	267.5
4. 1961	9	504	2376	25	4.7	264.0
5. 1990	13	637	3413	37	5.4	262.5
6. 1978	10	528	2393	17	4.5	239.3
7. 1993	10	459	2391	20	5.2	239.1
8. 1959	8	402	1886	21	4.7	235.8
9. 2008	10	438	2356	23	5.4	235.6
10. 1960	8	380	1865	27	4.9	233.1

## PASSING

Season	Games	C-A-I	Yards	TD	Long	Pct.	YPG	Eff.
1. 2007	10	235-406-14	3675	32	76	57.9	367.5	153.0
2. 2009	12	241-406-9	3202	34	68	59.4	266.8	148.8
3. 2006	10	196-318-13	2766	21	95	61.6	276.6	148.3
4. 2000	10	199-372-10	2730	22	80	53.5	273.0	129.3
5. 1999	10	191-379-20	2423	21	76	50.4	242.3	111.8
6. 2013	10	201-352-16	2412	21	79	57.1	241.2	125.3
7. 1989	14	188-327-9	2390	17	67	57.5	170.7	130.5
8. 2005	10	194-356-15	2381	21	68	54.5	238.1	121.7
9. 2001	10	167-336-10	2353	19	77	49.7	235.3	121.2
10. 2010	10	217-370-14	2313	18	59	58.6	231.3	119.6

## RECEIVING

Season	Games	Rec.	Yards	TD	Long	Rec./G	YPC	YPG
1. 2009	12	241	3202	34	68	20.1	13.3	266.8
2. 2007	10	235	3675	32	76	23.5	15.6	367.5
3. 2010	10	217	2313	18	59	21.7	10.7	231.3
4. 2013	10	201	2412	21	79	20.1	12.0	241.2
5. 2000	10	199	2730	22	80	19.9	13.7	273.0
6. 2006	10	196	2766	21	95	19.6	14.1	276.6
7. 2005	10	194	2381	21	68	19.4	12.3	238.1
8. 1999	10	191	2423	21	76	19.1	12.7	242.3
9. 1989	14	188	2390	17	67	13.4	12.7	170.7
10. 2001	10	167	2353	19	77	16.7	14.1	235.3

## TOTAL OFFENSE

Season	Games	Rush	Pass	Total	YPG
1. 2007	10	1508	3675	5183	518.3
2. 1997	10	2675	1613	4288	428.8
3. 2009	12	1934	3202	5136	428.0
4. 2006	10	1437	2766	4203	420.3
5. 2008	10	2356	1763	4119	411.9
6. 1982	11	3267	1149	4416	401.5
7. 2010	10	1651	2313	3964	396.4
8. 2013	10	1426	2412	3838	383.8
9. 1975	11	2546	1666	4212	382.9
10. 1985	10	2269	1528	3797	379.7

## ALL-PURPOSE YARDS

Season	Games	Rush	Rcv.	PR	KR	IR	Total	YPG
1. 2007	10	1508	3675	257	777	205	6422	642.2
2. 2009	12	1934	3202	209	119	161	6698	558.2
3. 1997	10	2675	1613	233	553	209	5283	528.3
4. 2010	10	1651	2313	154	988	139	5225	522.5
5. 2006	10	1437	2766	184	703	126	5216	521.6
6. 2013	10	1426	2412	228	1017	103	5186	518.6
7. 2008	10	2356	1763	101	807	131	5158	515.8
8. 1982	11	3267	1149	299	761	103	5579	507.2
9. 1985	10	2269	1528	208	700	229	4934	493.4
10. 1999	10	1283	2423	314	613	255	4888	488.8

## SCORING

Season	Games	TD	Rush	Rcv.	Ret.	PAT	2PT	FG	PPG	Total
1. 2009	12	59	21	34	4	49	0	13	37.2	446
2. 2007	10	54	18	32	4	49	1	9	40.4	404
3. 1989	14	49	29	17	3	42	1	14	27.3	382
4. 1990	13	52	37	12	3	44	2	6	29.2	380
5. 1979	13	42	35	6	1	35	2	9	24.5	318
6. 1997	10	41	25	15	1	29	3	7	30.2	302
7. 1975	11	43	27	15	1	32	3	1	27.2	299
8. 2006	10	38	14	21	3	35	1	10	29.5	295
9. 1982	11	40	34	5	1	34	1	6	26.7	294
10. 2011	10	38	14	21	3	36	0	7	28.9	289

## PUNTING

Season	Games	Punts	Yards	Long	Avg.
1. 2000	10	64	2700	70	42.2
2. 2011	10	61	2538	68	41.6
3. 1985	10	53	2192	67	41.4
4. 1969	9	63	2599	--	41.3
5. 1998	10	48	1968	74	41.0
6. 1983	11	56	2276	59	40.6
7. 1988	12	76	3088	67	40.6
8. 1989	14	76	3082	57	40.6
9. 1999	10	63	2560	71	40.6
10. 2012	10	61	2450	67	40.2

## FIELD GOALS

Season	Games	Made	Att.	Long	Pct.
1. 1989	14	14	19	--	73.7
2. 2009	12	13	21	50	61.9
3. 1983	11	12	20	--	60.0
4. 2006	10	10	13	39	76.9
5. 2008	10	10	17	56	58.8
6. 2007	10	9	11	40	81.8
7. 1979	13	9	13	--	69.2
8. 1981	10	9	15	--	60.0
9. 1986	11	9	15	--	60.0
10. 2002	10	9	19	47	47.4

## PUNT RETURNS

Season	Games	No.	Yards	TD	YPR	YPG
1. 1991	12	37	592	2	16.0	49.3
2. 1984	9	23	487	4	21.2	54.1
3. 1961	9	22	401	0	18.2	44.6
4. 1974	11	40	346	1	8.6	31.5
5. 1999	10	34	314	0	9.2	31.4
6. 1982	11	29	299	1	10.3	27.2
7. 1975	11	37	296	0	8.0	26.9
8. 1993	10	26	293	0	11.3	29.3
9. 1989	14	41	278	0	6.8	19.9
10. 1962	9	25	270	0	10.8	30.0

## KICK RETURNS

Season	Games	No.	Yards	TD	YPR	YPG
1. 1996	10	37	856	1	23.1	85.6
2. 1982	11	33	761	0	23.1	69.2
3. 1969	9	37	828	1	22.4	92.0
4. 1984	9	26	583	0	22.4	64.8
5. 1989	14	35	782	0	22.3	55.9
6. 1987	11	39	863	0	22.1	78.5
7. 1962	9	16	354	0	22.1	39.3
8. 1985	10	32	700	2	21.9	70.0
9. 1967	9	24	524	0	21.8	58.2
10. 2009	12	55	1192	1	21.7	99.3

## INTERCEPTIONS

Season	Games	No.	Yards	TD	YPR	YPG
1. 1989	14	29	413	3	14.2	29.5
2. 2002	10	22	356	3	16.2	35.6
3. 1979	13	22	216	1	9.8	16.6
4. 1983	11	21	377	1	18.0	34.3
5. 1969	9	21	95	0	4.5	10.6
6. 1967	9	20	298	0	14.9	33.1
7. 1981	10	20	231	2	11.6	23.1
8. 1999	10	19	255	1	13.4	25.5
9. 1978	10	19	220	1	11.6	22.0
10. 1988	12	18	334	3	18.6	27.8

## TACKLES

Season	Games	UA	A	Total	TFL	PD	FF	FR
1. 1990	13	606	529	1135	98.0	54	13	15
2. 1989	14	543	580	1123	108.0	79	12	26
3. 1991	12	595	504	1099	69.0	40	4	8
4. 1979	13	717	312	1029	--	22	--	--
5. 1978	10	687	339	1026	--	19	--	--
6. 1988	12	539	433	972	78.0	63	12	18
7. 1981	10	543	367	910	--	20	--	--
8. 1987	11	361	535	896	71.0	50	2	10
9. 2003	10	394	451	845	61.0	37	14	16
10. 2000	10	281	559	840	93.0	53	13	18

## SACKS

Season	Games	Total	Yards
1. 1989	14	40	249
2. 1990	13	39	241
3. 1984	9	39	--
4. 1988	12	34	171
5. 2007	10	33	257
6. 2001	10	31	226
7. 1985	10	29	--
8. 1991	12	29	216
9. 2005	10	28	181
10. 1987	11	27	190

## RUSHING FIRST DOWNS

Season	Games	Total
1. 1979	13	199
2. 1982	11	170
3. 1990	13	157
4. 1983	11	140
5. 1997	10	133
6. 1993	10	127
7. 1991	12	127
8. 1975	11	125
9. 2008	10	122
10. 1995	10	119

## TOTAL FIRST DOWNS

Season	Games	Total
1. 2009	12	269
2. 1979	13	251
3. 2007	10	247
4. 1982	11	229
5. 1990	13	226
6. 2008	10	225
7. 1996	10	219
8. 2010	10	218
9. 1991	12	218
10. 1989	14	218

## PASSING FIRST DOWNS

Season	Games	Total
1. 2007	10	152
2. 2009	12	140
3. 2006	10	114
4. 2000	10	111
5. 1999	10	108
6. 2013	10	107
7. 2005	10	106
8. 2010	10	99
9. 2001	10	97
10. 1989	14	94